



# KENTUCKY®

## 2022-23 MEN'S BASKETBALL



8 NATIONAL CHAMPIONSHIPS | 49 SEC TITLES | 31 SEC TOURNAMENT CHAMPIONSHIPS | 56 ALL-AMERICANS | 136 NBA DRAFT PICKS

### RV/NR ARKANSAS (16-7, 5-5) at RV/RV KENTUCKY (16-7, 7-3)



Tuesday, Feb. 7 • 9 p.m. ET • Rupp Arena at Central Bank Center (20,500) • Lexington, Ky.

#GoBigBlue • #LaFamilia • @KentuckyMBB

#### THE MATCHUP

**Series Breakdown**

- Overall - UK, 33-13
- At Lexington - UK, 15-4
- Calipari vs. UA - 13-8
- Musselman vs. UK - 2-1
- Current UK Streak - L2

| John Calipari            | Eric Musselman         |
|--------------------------|------------------------|
| Overall Record: 826-248* | Overall Record: 199-69 |
| Record at UK: 381-108    | Record at UA: 89-35    |
| Overall Seasons: 31st    | Overall Seasons: 8th   |
| at Kentucky: 14th        | at Arkansas: 4th       |

\*on-court record

#### BY THE NUMBERS

|      |  |
|------|--|
| 49   | SEC regular-season titles in program history |
| 31   | SEC Tournament championships                 |
| 13.6 | Tshiebwe's nation-leading rebounds per game  |
| .368 | Kentucky's SEC-leading 3-point percentage    |

#### TALE OF THE TAPE

| UK   | STATISTIC          | UA   |
|------|--------------------|------|
| 75.2 | Points Per Game    | 74.4 |
| 38.6 | Rebounds PG        | 36.2 |
| 16.0 | Assists PG         | 13.3 |
| 4.1  | Blocks PG          | 5.1  |
| 6.7  | Steals PG          | 8.5  |
| 11.3 | Turnovers PG       | 13.3 |
| .459 | FG Pct.            | .474 |
| .368 | 3-Pt FG Pct.       | .306 |
| .694 | FT Pct.            | .697 |
| 1.4  | Assist-to-TO Ratio | 1.0  |

#### A UK WIN WOULD ...

- Move John Calipari within one of passing Ray Mears (182) for the fifth-most SEC regular-season wins in league history
- Snap a two-game skid against Arkansas
- Be the seventh straight SEC win
- Improve the Wildcats to 314-60 all-time under Calipari against unranked Associated Press Top 25 foes

#### LAST GAME'S STARTERS




# 22

### CASON WALLACE

6-4 • 193 • GUARD • FRESHMAN  
DALLAS | RICHARDSON HIGH SCHOOL

Averaging 11.7 points, 3.6 rebounds, 3.5 assists and 2.0 steals per game | Tied single-game UK record with eight steals vs. Michigan State | Has 13 double-figure scoring efforts | Three-time SEC Freshman of the Week selection




# 1

### CJ FREDRICK

6-3 • 175 • GUARD • REDSHIRT SENIOR  
CINCINNATI | UNIVERSITY OF IOWA

Averaging 7.7 points per game | Tallied 10 games in double-digits, including five of the last eight | Connected on multiple 3-pointers in 10 contests | Had a season-high five assists at Vanderbilt




# 24

### CHRIS LIVINGSTON

6-6 • 220 • FORWARD • SOPHOMORE  
AKRON, OHIO | OAK HILL ACADEMY

Scored a career-high 14 points and added four boards against UCLA | Averaging 5.3 points and 2.9 rebounds per game | Appeared in all 23 games and made 16 starts | Two double-digit scoring efforts




# 0

### JACOB TOPPIN

6-9 • 205 • FORWARD • SENIOR  
BROOKLYN, N.Y. | UNIVERSITY OF RHODE ISLAND

Averaging 11.7 points and 6.5 rebounds per game | Scored a career-high 24 points and added seven boards in the win over Louisville | Recorded five double-doubles and 14 double-figure scoring contests



# 34

### OSCAR TSHIEBWE

6-9 • 260 • FORWARD • SENIOR  
LUBUMBASHI, D.R. OF THE CONGO | WEST VIRGINIA UNIV.

Averaging 15.9 points and a nation-best 13.6 rebounds per game | Has a league-best 13 double-doubles | Went for career-high 37 points while grabbing 24 boards vs. Georgia | SEC Player of the Week on Jan. 23

#### STATS LEADERS

| POINTS PER GAME                       |      |
|---------------------------------------|------|
| UK Oscar Tshiebwe                     | 15.9 |
| UA Ricky Council IV                   | 17.0 |
| REBOUNDS PER GAME                     |      |
| UK Oscar Tshiebwe                     | 13.6 |
| UA Makhi Mitchell                     | 5.6  |
| ASSISTS PER GAME                      |      |
| UK Sahvir Wheeler                     | 5.6  |
| UA Anthony Black                      | 4.0  |
| STEALS PER GAME                       |      |
| UK Cason Wallace                      | 2.0  |
| UA Anthony Black                      | 1.7  |
| BLOCKS PER GAME                       |      |
| UK Ugonna Onyenso                     | 1.1  |
| UA Makhi Mitchell                     | 1.4  |
| 3-POINTERS                            |      |
| UK Antonio Reeves                     | 52   |
| UA Davonte Davis                      | 27   |
| FIELD-GOAL PERCENTAGE (min. 100 att.) |      |
| UK Oscar Tshiebwe                     | .555 |
| UA Makhi Mitchell                     | .642 |
| FREE-THROW PERCENTAGE (min. 30 att.)  |      |
| UK Antonio Reeves                     | .830 |
| UA Ricky Council IV                   | .800 |

#### NEED TO KNOW

Sahvir Wheeler sits fifth in SEC history with 656 career assists. Wheeler is eight behind Alabama's Terry Coner for fourth place on the list.

Oscar Tshiebwe leads the country with 13.6 rebounds per game. He tallied 15 against Florida on Saturday to become the 11th player in program history with 800 or more. He has achieved the feat in just 55 games.

Jacob Toppin entered the season with no career double-doubles. He has five this season, including three in six games. Toppin is averaging 11.6 points and 6.6 rebounds per game in SEC action.

SEC Freshman of the Week Cason Wallace has scored in double-figures in each of his last five games played. Saturday's 20-point performance including scoring seven of UK's final 10 points to fend off the Gators.

UK ranks 11th in the country in rebound margin (+7.7) and offensive rebounds per game (13.26).

#### SCHEDULE

##### NOVEMBER

|    |       |       |                                   |       |                         |
|----|-------|-------|-----------------------------------|-------|-------------------------|
| 7  | 4/4   | -/-   | HOWARD                            | SECN  | W, 95-63                |
| 11 | 4/4   | -/-   | DUQUESNE <sup>1</sup>             | SECN  | W, 77-52                |
| 15 | 4/4   | RV/RV | vs. Michigan State <sup>2</sup>   | ESPN  | L, 86-77 <sup>NOT</sup> |
| 17 | 4/4   | -/-   | SOUTH CAROLINA STATE <sup>3</sup> | SECN  | W, 106-63               |
| 20 | 4/4   | 2/2   | at Gonzaga                        | ESPN  | L, 88-72                |
| 23 | 15/13 | -/-   | NORTH FLORIDA <sup>4</sup>        | SECN+ | W, 96-56                |
| 29 | 19/18 | -/-   | BELLARMINE                        | SECN+ | W, 60-41                |

##### DECEMBER

|    |       |       |                           |      |          |
|----|-------|-------|---------------------------|------|----------|
| 4  | 19/18 | RV/RV | vs. Michigan <sup>3</sup> | ABC  | W, 73-69 |
| 10 | 16/16 | -/-   | YALE                      | SECN | W, 69-59 |
| 17 | 13/13 | 16/14 | vs. UCLA <sup>4</sup>     | CBS  | L, 63-53 |
| 21 | 19/16 | -/-   | FLORIDA A&M <sup>5</sup>  | SECN | W, 88-68 |
| 28 | 19/17 | RV/RV | at Missouri*              | SECN | L, 89-75 |
| 31 | 19/17 | -/-   | LOUISVILLE                | CBS  | W, 86-63 |

##### JANUARY

|    |       |       |                     |       |          |
|----|-------|-------|---------------------|-------|----------|
| 3  | RV/25 | RV/RV | LSU*                | ESPN  | W, 74-71 |
| 7  | RV/25 | 7/7   | at Alabama*         | ESPN  | L, 78-52 |
| 10 | NR/RV | -/-   | SOUTH CAROLINA*     | ESPN2 | L, 71-68 |
| 14 | NR/RV | 5/5   | at Tennessee*       | ESPN  | W, 63-56 |
| 17 | NR/RV | -/-   | GEORGIA*            | ESPN  | W, 85-71 |
| 21 | NR/RV | RV/RV | TEXAS A&M*          | ESPN  | W, 76-67 |
| 24 | RV/RV | -/-   | at Vanderbilt*      | SECN  | W, 69-53 |
| 28 | RV/RV | 9/9   | KANSAS <sup>6</sup> | ESPN  | L, 77-68 |
| 31 | -/-   | -/-   | at Ole Miss*        | ESPN  | W, 75-66 |

##### FEBRUARY

|    |       |       |                       |        |           |
|----|-------|-------|-----------------------|--------|-----------|
| 4  | -/-   | -/-   | FLORIDA*              | ESPN   | W, 72-67  |
| 7  | RV/RV | RV/NR | ARKANSAS*             | ESPN   | 9 p.m.    |
| 11 | RV/RV | -/-   | at Georgia*           | ESPN   | Noon      |
| 15 | -/-   | -/-   | at Mississippi State* | SECN   | 8:30 p.m. |
| 18 | -/-   | -/-   | TENNESSEE*            | CBS    | 1 p.m.    |
| 22 | -/-   | -/-   | at Florida*           | ESPN/2 | 7 p.m.    |
| 25 | -/-   | -/-   | AUBURN*               | CBS    | 4 p.m.    |

##### MARCH

|   |     |     |              |      |        |
|---|-----|-----|--------------|------|--------|
| 1 | -/- | -/- | VANDERBILT*  | SECN | 7 p.m. |
| 4 | -/- | -/- | at Arkansas* | CBS  | 2 p.m. |

All times Eastern | \*SEC conference game | HOME GAMES IN CAPS

<sup>1</sup> Tribute Classic presented by Kentucky Tourism (Rupp Arena | Lexington, Ky.)

<sup>2</sup> Champions Classic (Gainbridge Fieldhouse | Indianapolis)

<sup>3</sup> Hall of Fame Game (O2 Arena | London, England)

<sup>4</sup> CBS Sports Classic (Madison Square Garden | New York)

<sup>5</sup> Unity Series (Rupp Arena | Lexington, Ky.)

<sup>6</sup> SEC/Big 12 Challenge (Rupp Arena | Lexington, Ky.)

#### BROADCAST INFO

##### TELEVISION

Play-by-play: Karl Ravech  
Analyst: Jimmy Dykes  
Sideline: Marty Smith



##### HOME RADIO

Play-by-play: Tom Leach  
Analyst: Jack Givens










##### SATELLITE RADIO

Sirius: 85 or 190  
SXM App: 961



# TV CHART

|  |  |   |  |  |  |  |   |
|--|--|---|--|--|--|--|---|
|                          |                         |                                  |   |                                   |                   |                 |                                |
| <b>0</b> <b>JACOB TOPPIN</b>   | <b>1</b> <b>CJ FREDRICK</b>  | <b>2</b> <b>SAHVIR WHEELER</b>  | <b>3</b> <b>ADOU THIERO</b>  | <b>4</b> <b>DAIMION COLLINS</b>  | <b>12</b> <b>ANTONIO REEVES</b>  | <b>13</b> <b>GRANT DARBYSHIRE</b>  | <b>14</b> <b>BRENNAN CANADA</b>   |
| <b>Senior Forward</b><br>6-9   205<br>Brooklyn, N.Y.<br>Univ. of Rhode Island<br>@jtoppin0<br>@jtoppin_0 | <b>RS Senior Guard</b><br>6-3   185<br>Cincinnati<br>University of Iowa<br>@cj_fredrick<br>@cj_fredrick5 | <b>Senior Guard</b><br>5-9   180<br>Houston<br>University of Georgia<br>@sahvir_<br>@sahvir_<br><i>(sah-VEER)</i> | <b>Freshman Guard</b><br>6-6   200<br>Leetsdale, Pa.<br>Quaker Valley HS<br>@Adou_Thiero<br>@Adou_Thiero<br><i>(ah-DO THEE-air-oh)</i> | <b>Sophomore Forward</b><br>6-9   210<br>Atlanta, Texas<br>Atlanta High School<br>@CollinsDaimion<br>@daimionfmetx | <b>Senior Guard</b><br>6-5   205<br>Chicago<br>Illinois State Univ.<br>@ToniooReeves<br>@tonioreeves | <b>Freshman Guard</b><br>6-2   190<br>Cincinnati<br>Sycamore HS<br>@GrantDarbyshire<br>@grant_d_13 | <b>Senior Forward</b><br>6-5   205<br>Mount Sterling, Ky.<br>George Rogers Clark HS<br>@brennanc14<br>@brennanc14 |

|  |   |  |  |  |   |  |
|--|---|--|--|--|---|--|
|                   |                  |                             |     |    |    |             |
| <b>21</b> <b>WALKER HORN</b>   | <b>22</b> <b>CASON WALLACE</b>  | <b>24</b> <b>CHRIS LIVINGSTON</b>  | <b>25</b> <b>KAREEM WATKINS</b>  | <b>33</b> <b>UGONNA ONYENSO</b>  | <b>34</b> <b>OSCAR TSHIEBWE</b>   | <b>55</b> <b>LANCE WARE</b>  |
| <b>Freshman Guard</b><br>6-3   200<br>Austin, Texas<br>Westlake HS<br>@walkerhorn_<br>@walkerhorn_ | <b>Freshman Guard</b><br>6-4   193<br>Dallas<br>Richardson HS<br>@wallace_cason<br>@cason.wallace | <b>Freshman Forward</b><br>6-6   220<br>Akron, Ohio<br>Oak Hill Academy<br>@_chrisliv24<br>@chris_livingston | <b>Junior Guard</b><br>5-8   175<br>Camden, N.J.<br>Kingsway Regional HS<br>@reemwat | <b>Freshman Forward</b><br>6-11   225<br>Owerri, Imo State, Nigeria<br>Putnam Science Acad.<br>@onyensokingsle3<br>@kingsugo_<br><i>(000-GAH-na ON-yen-so)</i> | <b>Senior Forward</b><br>6-9   260<br>Lubumbashi, D.R. of the Congo<br>West Virginia Univ.<br>@Oscartshiebwe34<br>@oscar_tshiebwe<br><i>(SHEE-bway)</i> | <b>Junior Forward</b><br>6-9   235<br>Camden, N.J.<br>Camden HS<br>@lanceware55<br>@lance.ware |

|   |   |  |  |   |
|---|---|--|--|---|
|                  |                          |                             |  |                            |
| <b>JOHN CALIPARI</b>  | <b>BRUISER FLINT</b>  | <b>ORLANDO ANTIGUA</b>   | <b>CHIN COLEMAN</b>  | <b>K.T. TURNER</b>  |
| <b>Head Coach</b><br>14th Season<br>@UKCoachCalipari<br>@ukcoachcalipari<br><i>(cal-uh-PEAR-ee)</i> | <b>Assoc. to the HC</b><br>Third season at UK<br>Second season as associate to the head coach<br>@brufint14 | <b>Associate Coach</b><br>Seventh season at UK<br>Second season as associate<br>@CoachAntigua<br>@coachantigua | <b>Assistant Coach</b><br>Second season at UK<br>Second season as assistant          | <b>Assistant Coach</b><br>First season at UK<br>First season as assistant<br>@CoachKTTurner<br>@coach_kt_turner |

## Alphabetical Roster

| NO. | NAME             | POS. | HT.  | WT. | CL.    | HOMETOWN (PREVIOUS SCHOOL)   |
|-----|------------------|------|------|-----|--------|--|
| 14  | Brennan Canada   | F    | 6-5  | 205 | Sr.    | Mount Sterling, Ky. (George Rogers Clark High School)              |
| 4   | Daimion Collins  | F    | 6-9  | 210 | So.    | Atlanta, Texas (Atlanta High School)                               |
| 13  | Grant Darbyshire | G    | 6-2  | 190 | Fr.    | Cincinnati (Sycamore High School)                                  |
| 1   | CJ Fredrick      | G    | 6-3  | 185 | RS-Sr. | Cincinnati (University of Iowa)                                    |
| 21  | Walker Horn      | G    | 6-3  | 200 | Fr.    | Austin, Texas (Westlake High School)                               |
| 24  | Chris Livingston | F    | 6-6  | 220 | Fr.    | Akron, Ohio (Oak Hill Academy)                                     |
| 33  | Ugonna Onyenso   | F    | 6-11 | 225 | Fr.    | Owerri, Imo State, Nigeria (Putnam Science Academy)                |
| 12  | Antonio Reeves   | G    | 6-5  | 205 | Sr.    | Chicago (Illinois State University)                                |
| 3   | Adou Thiero      | G    | 6-6  | 200 | Fr.    | Leetsdale, Pa. (Quaker Valley High School)                         |
| 0   | Jacob Toppin     | F    | 6-9  | 205 | Sr.    | Brooklyn, N.Y. (University of Rhode Island)                        |
| 34  | Oscar Tshiebwe   | F    | 6-9  | 260 | Sr.    | Lubumbashi, Democratic Republic of the Congo (West Virginia Univ.) |
| 22  | Cason Wallace    | G    | 6-4  | 193 | Fr.    | Dallas (Richardson High School)                                    |
| 55  | Lance Ware       | F    | 6-9  | 235 | Jr.    | Camden, N.J. (Camden High School)                                  |
| 25  | Kareem Watkins   | G    | 5-8  | 175 | Jr.    | Camden, N.J. (Kingsway Regional High School)                       |
| 2   | Sahvir Wheeler   | G    | 5-9  | 180 | Sr.    | Houston (University of Georgia)                                    |

## On the Bench

**Head Coach:** John Calipari (Clarion, 1982)  
**Associate to the Head Coach:** James "Bruiser" Flint (St. Joseph's, 1987)  
**Associate Coach:** Orlando Antigua (Pittsburgh, 1995)  
**Assistant Coaches:** Ronald "Chin" Coleman (Lamar, 1997), K.T. Turner (Oklahoma City, 2003)  
**Assoc. AD/Basketball Operations:** Chris Woolard (UCLA, 1997)  
**Director of Player Development:** TJ Beisner (Kentucky, 2008)  
**Director of Basketball Admin.:** Will Barton (Kentucky, 2013)  
**Strength and Conditioning Coach:** Brady Welsh (Eastern Illinois, 2015)  
**Head Athletic Trainer:** Geoffrey Staton (North Carolina, 2007)  
**Equipment Manager:** Mark Evans (Kentucky, 2013)  
**Graduate Assistant Coach:** Riley Welch (Kentucky, 2021)  
**Student Assistant Coach:** Tyler Ulis



# POLLS, STATS, MEDIA INFO

## Weekly Media Schedule

all times ET unless indicated otherwise

|   |               |               |   |  |                |   |
|---|---------------|---------------|---|--|----------------|---|
| <b>7 Tue.</b><br>vs. Arkansas<br>9 p.m. ET   ESPN | <b>8 Wed.</b> | <b>9 Thu.</b> | <b>10 Fri.</b><br>Media Opportunity   TBA | <b>11 Sat.</b><br>at Georgia<br>Noon ET   ESPN | <b>12 Sun.</b> | <b>13 Mon.</b><br>UK Healthcare John Calipari Show   6 p.m. |
|---|---------------|---------------|---|--|----------------|---|

### Communications & PR Staff

**Deb Moore**  
 Senior Associate Director  
 Cell - 859.559.5781  
 Email - deb.moore@uky.edu

**Brett Rybak**  
 Associate Director  
 Cell - 440.840.4962  
 Email - brett.rybak@uky.edu

### Media Information

#### CREDENTIAL REQUESTS

Requests for single-game credentials will open **14** days prior to the deadline date and close **five** days prior to game day online at [sportssystem.com/Kentucky](http://sportssystem.com/Kentucky).

#### CREDENTIAL CRITERIA

The University of Kentucky's decision to issue credentials to a media outlet for the purposes of covering a UK basketball home or away event is determined by a variety of factors. They include the following:

- Priority is given to outlets based on circulation size/household reach/unique site visitors
- Additional consideration is based on amount of original content generated, number of full-time employees of the outlet, length of existence of the outlet and the journalist experience of the reporter(s)
- Attendance at Kentucky media sessions, including Olympic sport opportunities and the intention/ability to cover all 22 sports at Kentucky both at home and on the road, also is considered
- Professionalism, which includes is not limited to conduct at games, press conferences, practices, on social media, etc.

Being granted credentials at another institution/event does not equate to meeting the criteria for the University of Kentucky. Being granted credentials for one UK event does not guarantee approval for other UK events. The University of Kentucky has the right to deny or revoke credentials under its own discretion. Credentialing also is dependent on space availability.

#### INTERVIEW POLICIES-GENERAL

All interviews with University of Kentucky basketball players or staff members must be arranged through the Communications and Public Relations office. Media should never contact a player or coach directly.

The Wildcat Coal Lodge, dormitories, team locker rooms and other team quarters are private team areas. Media members are not permitted in these areas unless accompanied by appropriate university personnel.

#### PRACTICE/PRESS CONFERENCES

Other than announced exceptions, UK basketball practices are closed to the media.

Player interviews are conducted pregame weekly and will be available to all UK media. UK will accept requests for player interviews, but they must be submitted 24 hours prior to the scheduled availability.

Coach John Calipari will meet with members of the media at least once a week in the Memorial Coliseum Media Room.

Game-day shoot-arounds are closed to the media.

#### TELEPHONE PLAYER INTERVIEWS

Telephone interviews are available to the media on a call-back basis. Individual player and coach telephone numbers will not be given to members of the media.

Players are instructed not to conduct interviews when contacted directly by telephone. The Communications and Public Relations office will arrange for telephone interviews at a time most convenient for the student-athlete.

Other special requests are handled on a case-by-case basis.

#### POSTGAME INTERVIEWS

Following each game, there is a cooling-off period, during which time the players shower and dress. Approximately 10 minutes after the game ends, Coach Calipari conducts his postgame press conference while a player speaks to the UK Sports Network.

Following Coach Calipari's press conference in the Rupp Arena interview room and the cooling-off period, selected UK players are available in the interview room.

### The Polls

#### Associated Press Top 25 Feb. 6

1. Purdue (38)
2. Houston (22)
3. Alabama (1)
4. Arizona (1)
5. Texas
6. Tennessee
7. UCLA
8. Virginia
9. Kansas
10. Marquette
11. Iowa State
12. Kansas State
13. Xavier
14. Baylor
15. Saint Mary's
16. Gonzaga
17. TCU
18. Indiana
19. Miami
20. Providence
21. UConn
22. NC State
23. Creighton
24. Rutgers
25. San Diego State

**Receiving Votes:** Florida Atlantic, Duke, Auburn, Clemson, Pittsburgh, Illinois, Nevada, New Mexico, Maryland, Arkansas, Iowa, Missouri, West Virginia, Oral Roberts, Southern Cal, Charleston, Northwestern, VUC, Utah State, **Kentucky**

#### USA Today Coaches Poll Feb. 6

1. Purdue (15)
2. Houston (13)
3. Alabama (1)
4. Arizona
5. Tennessee (2)
6. Texas (1)
7. UCLA
8. Kansas
9. Virginia
10. Marquette
11. Kansas State
12. Baylor
13. Iowa State
14. Saint Mary's
15. Xavier
16. Gonzaga
17. Providence
18. Indiana
19. TCU
20. Miami
21. UConn
22. NC State
23. San Diego State
24. Duke
25. Clemson

**Receiving Votes:** Creighton, Florida Atlantic, Rutgers, Auburn, Illinois, Southern Cal, Pittsburgh, Maryland, Texas A&M, **Kentucky**, Iowa, Missouri, Nevada, Northwestern, Charleston, Utah State, Oklahoma State, New Mexico

### UK in the Rankings

#### Team Rankings

| Category                | Stat  | SEC [NCAA]   |
|-------------------------|-------|--------------|
| Scoring                 | 75.2  | 3rd [95th]   |
| Scoring Defense         | 66.8  | 7th [96th]   |
| Scoring Margin          | +8.3  | 5th [61st]   |
| Free-Throw %            | .694  | 10th [242nd] |
| Field-Goal %            | .459  | 3rd [102nd]  |
| Field-Goal % Def.       | .426  | 10th [129th] |
| 3-Point FG %            | .368  | 1st [47th]   |
| 3-Point FG % Def.       | .331  | 11th [156th] |
| Rebounds Per Game       | 38.57 | 3rd [33rd]   |
| Opponent Rebs. Per Game | 30.83 | 1st          |
| Rebounding Margin       | +7.7  | 2nd [11th]   |
| Blocks Per Game         | 4.1   | 7th [70th]   |
| Assists Per Game        | 16.0  | 3rd [26th]   |
| Steals Per Game         | 6.7   | 9th [153rd]  |
| Turnover Margin         | +0.6  | 7th [152nd]  |
| Assist-to-TO Ratio      | +1.41 | 2nd [22nd]   |
| Off. Rebs. Per Game     | 13.26 | 2nd [11th]   |
| Def. Rebs. Per Game     | 25.30 | 7th [152nd]  |
| Def. Rebound %          | .743  | 1st          |
| Off. Rebound %          | .375  | 2nd          |
| 3-Point FG Per Game     | 6.9   | 8th [236th]  |

#### Individual Rankings

| Category/Player              | Stat  | SEC [NCAA]   |
|------------------------------|-------|--------------|
| Assist-to-TO Ratio/Wheeler   | 3.00  | 1st [13th]   |
| Assist-to-TO Ratio/Wallace   | 1.90  | 7th [120th]  |
| Assists Per Game/Wheeler     | 5.6   | 1st [20th]   |
| Assists Per Game/Wallace     | 3.5   | 7th [214th]  |
| Blocks Per Game/Tshiebwe     | 0.90  | 14th [272nd] |
| Double-Doubles/Tshiebwe      | 13    | 1st [6th]    |
| Double-Doubles/Toppin        | 5     | 5th [107th]  |
| Field-Goal %/Tshiebwe        | .555  | 3rd [48th]   |
| Minutes Per Game/Tshiebwe    | 33:03 | 5th [215th]  |
| Points Per Game/Tshiebwe     | 15.9  | 5th [175th]  |
| Def. Rebs. Per Game/Tshiebwe | 8.24  | 1st [4th]    |
| Def. Rebs. Per Game/Toppin   | 4.50  | 10th [276th] |
| Off. Rebs. Per Game/Tshiebwe | 5.38  | 1st [2nd]    |
| Off. Rebs. Per Game/Toppin   | 1.95  | 15th [317th] |
| Rebounds Per Game/Tshiebwe   | 13.6  | 1st [1st]    |
| Rebounds Per Game/Toppin     | 6.5   | 9th [246th]  |
| Steals Per Game/Wallace      | 2.00  | 6th [47th]   |
| Steals Per Game/Tshiebwe     | 1.57  | 13th [170th] |
| 3-Pointers Per Game/Reeves   | 2.26  | 7th [167th]  |

through Feb. 4

### SEC Standings

| Team              | SEC Record        | Overall Record     |
|-------------------|-------------------|--------------------|
| Alabama           | 10-0 (.1000)      | 20-3 (.870)        |
| Tennessee         | 8-2 (.800)        | 19-4 (.826)        |
| Texas A&M         | 8-2 (.800)        | 16-7 (.696)        |
| Auburn            | 7-3 (.700)        | 17-6 (.739)        |
| <b>Kentucky</b>   | <b>7-3 (.700)</b> | <b>16-7 (.696)</b> |
| Florida           | 6-4 (.600)        | 13-10 (.565)       |
| Arkansas          | 5-5 (.500)        | 16-7 (.696)        |
| Missouri          | 5-5 (.500)        | 17-6 (.739)        |
| Georgia           | 4-6 (.400)        | 14-9 (.609)        |
| Vanderbilt        | 4-6 (.400)        | 11-12 (.478)       |
| Mississippi State | 3-7 (.300)        | 15-8 (.652)        |
| LSU               | 1-9 (.100)        | 12-11 (.522)       |
| Ole Miss          | 1-9 (.100)        | 9-14 (.391)        |
| South Carolina    | 1-9 (.100)        | 8-15 (.348)        |

as of Feb. 4

### Upcoming in the SEC

#### Feb. 7-14

| Contest                       | Time          | TV Network  |
|-------------------------------|---------------|-------------|
| <b>Tuesday, Feb. 7</b>        |               |             |
| Auburn at Texas A&M           | 7 p.m.        | ESPN2       |
| Ole Miss at Georgia           | 7 p.m.        | SEC Network |
| South Carolina at Missouri    | 9 p.m.        | SEC Network |
| <b>Arkansas at Kentucky</b>   | <b>9 p.m.</b> | <b>ESPN</b> |
| <b>Wednesday, Feb. 8</b>      |               |             |
| Tennessee at Vanderbilt       | 7 p.m.        | SEC Network |
| LSU at Mississippi State      | 9 p.m.        | SEC Network |
| Florida at Alabama            | 9 p.m.        | ESPN2       |
| <b>Saturday, Feb. 11</b>      |               |             |
| <b>Kentucky at Georgia</b>    | <b>Noon</b>   | <b>ESPN</b> |
| South Carolina at Ole Miss    | 1 p.m.        | SEC Network |
| Alabama at Auburn             | 2 p.m.        | ESPN        |
| Vanderbilt at Florida         | 3:30 p.m.     | SEC Network |
| Mississippi State at Arkansas | 6 p.m.        | ESPN2/U     |
| Missouri at Tennessee         | 6 p.m.        | SEC Network |
| Texas A&M at LSU              | 8:30 p.m.     | SEC Network |
| <b>Tuesday, Feb. 14</b>       |               |             |
| Vanderbilt at South Carolina  | 6:30 p.m.     | SEC Network |
| Missouri at Auburn            | 7 p.m.        | ESPN2/U     |
| LSU at Georgia                | 8:30 p.m.     | SEC Network |



# NOTES

## Honoring the Cats

### Oscar Tshiebwe

- Wooden Award late season watch list
- Wooden Award midseason watch list
- Oscar Robertson Trophy midseason watch list
- Naismith Player of the Year watch list
- Naismith Defensive Player of the Year watch list
- NABC Player of the Year watch list
- Associated Press Preseason First Team All-America
- CBS Sports Preseason First Team All-America
- The Athletic Preseason First Team All-America
- The Sporting News Preseason First Team All-America
- The Field of 68 Preseason First Team All-America
- Kareem Abdul-Jabbar Award preseason watch list
- Preseason SEC Player of the Year (media)
- Preseason All-SEC First Team (media and coaches)

### Chris Livingston

- Julius Erving Award preseason watch list

### Antonio Reeves

- Jerry West Award preseason watch list

### Jacob Toppin

- Bluegrass Sports Commission Kentucky-Louisville Game MVP

### Cason Wallace

- SEC Freshman of the Week (12/27)
- Jerry West Award preseason watch list
- London Showcase Most Valuable Player

### Sahvir Wheeler

- Naismith Player of the Year watch list
- Preseason All-SEC First Team (media and coaches)
- Bob Cousy Award preseason watch list

## Clutch Free Throws

Free throws during a two-possession game (six points or less) at any point with 3:00 or less to play or overtime:

| Player           | FTs   | Pct.  |
|------------------|-------|-------|
| CJ Fredrick      | 2-2   | 1.000 |
| Antonio Reeves   | 2-2   | 1.000 |
| Jacob Toppin     | 10-13 | .769  |
| Daimion Collins  | 3-5   | .600  |
| Cason Wallace    | 6-10  | .600  |
| Oscar Tshiebwe   | 1-2   | .500  |
| Sahvir Wheeler   | 1-4   | .250  |
| Chris Livingston | 0-1   | .000  |

**Kentucky 25-39 .641**

## #OscarWorthy Part II

Senior Oscar Tshiebwe is once again in the thick of the conversation for the nation's best player after sweeping every major National Player of the Year honor a season ago.

Tshiebwe currently leads the Cats in points per game (15.9), rebounds per game (13.6) and field-goal percentage (.555). He's second in steals per game (1.6) and blocks per game (0.9).

In league play, Tshiebwe is averaging 15.7 points and 14.6 rebounds per game, while shooting 50.9% from the floor. He has seven double-doubles.

Tshiebwe put together a performance for the ages in a come-from-behind win over Georgia on Jan. 17. He poured in a career-high 37 points and added 24 rebounds. More about that historic performance:

- The last Wildcat with a 35-point, 20-rebound game was Mike Phillips, who had 35-20 vs. LSU on Feb. 2, 1976
- It was the fifth 35-20 game in UK history, also Phillips (listed above), Dan Issel (36-29 vs. LSU on Feb. 22, 1969), Cotton Nash (34-20 vs. Tulane on Jan. 11, 1964) and Bill Spivey (40-34 vs. Xavier on Feb. 13, 1951)
- Per ESPN, Tshiebwe's 24 rebounds were the most for a Division I player with a 35-point game in the last 25 seasons
- Per ESPN, Tshiebwe's 24 rebounds were the most in a 35-point performance in the last 25 seasons. UNC's Brice Johnson had 23 in 2016, Oklahoma's Blake Griffin had 23 in 2009 and Texas' Kevin Durant had 23 in 2007
- Tshiebwe (24) and teammate Jacob Toppin (11) combined for more rebounds (35) than Georgia's entire team (31)
- He became just the third player in program history to have multiple games of at least 24 rebounds, joining Dan Issel and Cotton Nash as the only others to do so
- It was the fourth 30-point game of his career
- The 37-point game tied Malik Monk vs. Georgia (1/31/17) for most points in an SEC game and the third-most point in any contest in the Calipari era
- Tshiebwe's 37-point, 24-rebound game against Georgia was the fifth such contest of his UK career (at least 22 points and at least 18 rebounds). He now has five of the eight games of 22 or more points and at least 18 rebounds by an SEC player in the last 10 seasons. No other player has more than one and the feat had not been accomplished since South Carolina's Sindarius Thornwell did so against Alabama on Feb. 7, 2017
- Tshiebwe also has tallied four 20-point, 15-rebound games so far this season after seven a season ago. He has 11 of the 53 20-point, 15-rebound contests by SEC players in the last 10 seasons
- Tshiebwe has amassed six games of at least 20 rebounds in two seasons with the Cats. All UK players combined have totaled five other 20-rebound games since the 1973-74 season

Additional info about Tshiebwe:

- Tshiebwe is one of two players in the NCAA this season averaging more than 15 points and 13 rebounds per game (Zach Edey - Purdue)
- He is the only player in the country averaging at least 15 points, at least 13 rebounds and at least 1.5 steals per game
- Tshiebwe paces the country for the second year in a row with 13.6 rebounds per game
- With 1,357 points and 1,166 boards, Tshiebwe is one of two players nationally to total at least 1,200 points and 1,100 rebounds over the last four seasons, joining North Carolina's Armando Bacot (1,686 points, 1,251 rebounds). Tshiebwe has played 26 fewer games than Bacot
- Tshiebwe made his season debut at the Champions Classic and played 34 minutes in his first action of the season. Tshiebwe had a team-high 22 points and a game-high 18 rebounds
- In two games in the event (including last year vs. Duke), Tshiebwe averaged 19.5 points and 19.0 rebounds per game
- In just 55 games for Kentucky, Tshiebwe ranks 11th all-time in program history with 801 rebounds
- He has registered a double-double in 41 of 55 career games for the Wildcats, ranking fourth all-time in program history. Dan Issel owns the record with 64 over three seasons. He needs three more to pass Jim Andrews (43) for third place
- In 55 games as a Wildcat, Tshiebwe has only been outrebounded by an individual opponent twice, when Alabama's Brandon Miller pulled down seven boards on Jan. 7, 2023 and when Keven McCullar of Kansas grabbed 12 on Jan. 28, 2023. Two of his teammates (Jacob Toppin this season vs. South Carolina State and TyTy Washington Jr., last season against Ohio)

have been the only players to rebound him in a game

- Only Bob Burrow (51 games) had more rebounds (823) than Tshiebwe (801 in 55 games) to start a UK career. Burrow's career spanned just 51 games and two seasons (1956-57)
- Tshiebwe has 801 career rebounds as a Wildcat, ranking 11th on the all-time list. Had he played the entirety of his career with the Wildcats, his 1,166 career rebounds would be the most all-time. Issel (1,078) is the UK record holder
- Since the 1985-86 season in NCAA history, Tshiebwe's 1,166 rebounds rank as the 56th-most ever. Kenneth Faried (1,673) has the most all-time

## Super Sixth Man: Antonio Reeves

Senior Antonio Reeves came to Kentucky after ranking among the nation's top 20 in points per game (20.1) a season ago. He showed flashes of his ability to put the ball in the basket after leading the team in scoring during its foreign tour this summer and knocking down six 3-pointers in his debut against Howard. However, Reeves has become a clutch player for the Cats and made an immediate impact off the bench.

- Reeves has reached double-figure scoring in eight of the last nine games. Over that nine-game stretch, he's averaging a team-high 15.8 points per game. He's drained 21 3-pointers and is shooting 47.1% from the floor and 42.9% from behind the arc.
- He drained a season-high 27 points and made a season-high-tying six 3-pointers at Ole Miss. He was 8 of 12 from the field, 5 of 6 from 3-point range and a perfect 5 for 5 at the line
- His clutch play down the stretch has paid dividends for the Cats. Reeves scored 10 points over the final eight minutes against Tennessee and seven against Texas A&M. At Ole Miss with UK clinging to a 35-34 lead and 16:58 to play, Reeves scored 11 of UK's next 13 points over a 3:34 span to give the Wildcats a cushion they would not surrender at seven points with 13:24 to go
- Reeves' 12.9 points per game in 18 contests off the bench rank fourth nationally among players who have made at least 15 appearances as a reserve

## Floor General Wheeler

Sahvir Wheeler has paced the Southeastern Conference in assists per game in each of his last two seasons. He's once again leading the league with 5.6 dimes per game this season. A Bob Cousy Award finalist a season ago, Wheeler is serving the Wildcats as one of the best floor generals in the country.

- Wheeler sits first in the SEC and ranks 20th nationally with 5.6 assists per game. He has generated two games with 10 or more, seven with eight or more and 13 with five or more thus far
- Since the start of the 2019-20 season, his freshman season at Georgia, Wheeler's 656 total assists rank second nationally, only behind the 778 by Yuri Collins of Saint Louis
- With 656 total assists in his career at Georgia and Kentucky, Wheeler is fifth all-time in SEC history in the category. He trails only Terry Coner (664), Johnny Darden (715), Kareem Reid (749) and Sean Tuohy (830)
- A season after becoming just the fourth player in program history to amass at least 200 assists in a season, Wheeler is moving up the career charts as well. In just 51 games with the Wildcats, Wheeler already ranks 14th in program history with 324 dimes. He's 57 away from moving into the top 10

## Wallace Next Freshman Sensation

With a maturity well beyond his years and a calm and cool approach to the game, Cason Wallace has solidified himself as one of the best first-year players in the country.

- Wallace ranks sixth in the SEC and 47th nationally with 2.00 steals per game
- He's induced at least one steal in all but two games (one being against South Carolina where he exited with a back injury eight minutes into the game), and has multiple steals in 11 games thus far
- Wallace tied the UK single-game record with eight steals against Michigan State. Ashton Hagans (vs. North Carolina on Dec. 22, 2018), Rajon Rondo (vs. Mississippi State on Feb. 19, 2005) and Wayne Turner (vs. George Washington on Nov. 24, 1997) are the others to turn the trick
- Wallace recorded the second-most assists (9) in a UK freshman debut against Howard, while becoming the first UK freshman in school history to have at least 15 points, eight rebounds,



# NOTES

## 2022-23 Lead-Deficit Comparison

| Opponent            | Biggest Lead | Biggest Deficit | Biggest Run | Changes   | Ties      | Led           | Trailed       | Result                  |
|---------------------|--------------|-----------------|-------------|-----------|-----------|---------------|---------------|-------------------------|
| HOWARD              | 38 (2nd)     | 1 (1st)         | 12-0        | 2         | 1         | 38:54         | 0:24          | W, 95-63                |
| DUQUESNE            | 25 (2nd)     | 3 (1st)         | 7-0         | 3         | 1         | 37:13         | 1:51          | W, 77-52                |
| vs. Michigan St.    | 7 (1st)      | 9 (2nd OT)      | 7-0         | 10        | 14        | 33:29         | 7:18          | L, 86-77 <sup>20T</sup> |
| S.C. STATE          | 47 (2nd)     | -               | 13-0        | 0         | 1         | 38:09         | 0:00          | W, 106-63               |
| at Gonzaga          | -            | 19 (2nd)        | 7-0         | 0         | 0         | 0:00          | 39:21         | L, 88-72                |
| NORTH FLORIDA       | 47 (2nd)     | -               | 12-0        | 0         | 2         | 37:45         | 0:00          | W, 96-56                |
| BELLARMINE          | 20 (2nd)     | 6 (1st)         | 12-0        | 7         | 7         | 16:35         | 12:52         | W, 60-41                |
| vs. Michigan        | 8 (2nd)      | 6 (1st)         | 7-0         | 5         | 6         | 23:51         | 12:51         | W, 73-69                |
| YALE                | 15 (2nd)     | 2 (2nd)         | 9-0         | 2         | 5         | 36:10         | 0:13          | W, 69-59                |
| vs. UCLA            | 3 (1st)      | 13 (2nd)        | 7-0         | 2         | 4         | 1:13          | 35:53         | L, 63-53                |
| FLORIDA A&M         | 21 (2nd)     | 2 (1st)         | 18-0        | 1         | 1         | 38:41         | 0:30          | W, 88-68                |
| at Missouri         | 1 (1st)      | 21 (2nd)        | 7-0         | 2         | 0         | 0:23          | 38:51         | L, 89-75                |
| LOUISVILLE          | 27 (2nd)     | -               | 9-0         | 0         | 0         | 39:23         | 0:00          | W, 86-63                |
| LSU                 | 10 (2nd)     | 2 (1st)         | 7-0         | 6         | 3         | 34:59         | 2:44          | W, 74-71                |
| at Alabama          | -            | 31 (2nd)        | 5-0         | 0         | 0         | 0:00          | 39:43         | L, 78-52                |
| SOUTH CAROLINA      | -            | 15 (1st)        | 10-0        | 0         | 0         | 0:00          | 39:35         | L, 71-68                |
| at Tennessee        | 9 (2nd)      | 8 (1st)         | 10-0        | 13        | 8         | 25:37         | 11:38         | W, 63-56                |
| GEORGIA             | 14 (2nd)     | 11 (1st)        | 8-0         | 5         | 3         | 15:50         | 21:09         | W, 85-71                |
| TEXAS A&M           | 9 (2nd)      | 6 (1st)         | 7-0         | 11        | 10        | 19:53         | 12:03         | W, 76-67                |
| at Vanderbilt       | 20 (2nd)     | 4 (1st)         | 10-0        | 6         | 5         | 34:59         | 2:23          | W, 69-53                |
| KANSAS              | 5 (1st)      | 9 (1st)         | 5-0         | 5         | 3         | 8:24          | 30:11         | L, 77-68                |
| at Ole Miss         | 14 (2nd)     | 7 (1st)         | 10-0        | 4         | 7         | 29:14         | 5:44          | W, 75-66                |
| FLORIDA             | 14 (2nd)     | -               | 7-0         | 0         | 0         | 39:14         | 0:00          | W, 72-67                |
| ARKANSAS            |              |                 |             |           |           |               |               |                         |
| at Georgia          |              |                 |             |           |           |               |               |                         |
| at Mississippi St.  |              |                 |             |           |           |               |               |                         |
| TENNESSEE           |              |                 |             |           |           |               |               |                         |
| at Florida          |              |                 |             |           |           |               |               |                         |
| AUBURN              |              |                 |             |           |           |               |               |                         |
| VANDERBILT          |              |                 |             |           |           |               |               |                         |
| at Arkansas         |              |                 |             |           |           |               |               |                         |
| <b>BIGGEST/MOST</b> | <b>47</b>    | <b>31</b>       | <b>18-0</b> | <b>11</b> | <b>14</b> | <b>39:14</b>  | <b>39:43</b>  |                         |
| <b>TOTALS</b>       |              |                 |             |           |           | <b>549:56</b> | <b>318:33</b> |                         |

and nine assists in a collegiate debut

- Wallace was one of only two freshmen to accomplish the season-opening feat since the 2010-11 season, joining Lonzo Ball, who went for 19 points, 11 assists, eight rebounds and two steals in a 119-80 win over Pacific on Nov. 11, 2016
- Wallace is one of only 19 players nationally, and the only freshman, to be averaging at least 11.0 points, 3.0 rebounds, 3.5 assists and 2.0 steals per contest
- He's a three-time SEC Freshman of the Week honoree

### JT Having the Top(pin) Season of His Career

Jacob Toppin has steadily improved in each of his four seasons as a collegiate basketball player, but in his third year under John Calipari he has taken a major leap.

- Through just 19 games, he had already set career highs in points scored, rebounds, assists, minutes played, field-goals and free-throws made for a season
- Toppin had never recorded a double-double during his first three seasons in college - he has five this season thus far
- The senior has set single-game highs in points (24 vs. Louisville) and rebounds (11, twice)

### The Winner is ... Kentucky!

Cason Wallace earned Kentucky's fourth weekly SEC honor and the third for a Wildcat in as many weeks when he picked up his second-consecutive SEC Freshman of the Week honor on Feb. 6.

The Dallas native missed the Cats' win at Ole Miss with an injury but went for 20 points, three rebounds, two assists and a career-high three blocks in the 72-67 win over Florida. Wallace scored 10 of Kentucky's final 16 points in the victory, which marked his 14th double-figure scoring game and second with 20 or more.

Wallace earned SEC Freshman of the Week accolades on Dec. 27 after posting a career-high 27 points in Kentucky's win over Florida A&M and Jan. 30 after going for 12.0 points, 5.5 boards, 3.0 assists and 2.5 steals for the week as the Wildcats split games at Vanderbilt and at home against No. 9 Kansas. Oscar Tshiebwe was named conference Player of the Week Jan. 23 after averaging 22.0 points and 20.5 boards in wins over Georgia and Texas A&M.

Kentucky has dominated the weekly SEC awards with John Calipari at the helm. UK has won more weekly SEC honors (123) than any other school during the Calipari era, including 93 SEC Freshman of the Week awards and 30 SEC Player of the Week honors.

### Five Wildcats on Pace to Graduate in Spring

John Calipari has graduated 100% of the players (25 of 25) who have been eligible to receive their diploma by the end of their senior years and exhausted their athletic eligibility.

That number will add by four with five graduating in the spring of 2023. CJ Fredrick (community and leadership development), Jacob Toppin (communication), Oscar Tshiebwe (communication) and Sahvir Wheeler (communication) are all on pace to earn their undergraduate degrees in May of 2023. Brennan Canada, who graduated in three years, is slated to earn a graduate certificate this spring.

### Similar Stories ...

In 14 years as head coach of the Wildcats, John Calipari has won a national title, claimed six Southeastern Conference regular-season crowns, six league tournament titles and won more NCAA tournament games than any other coach during this span. He's also led teams plagued by slow starts to memorable late-season runs:

- The 2020 squad suffered a home loss to Evansville in November, lost back-to-back games in Las Vegas prior to Christmas and fell to 16-5 on Feb. 1 with a loss at Auburn. The Wildcats would then rattle off eight straight wins and nine of their last 10 to win the SEC regular-season by a comfortable margin of three games. COVID-19's rise in the United States canceled the SEC and NCAA Tournaments
- In 2018, the Wildcats lost four in a row from Feb. 3-14, marking the first four-game losing streak during Calipari's UK tenure. That team went on to win nine of its next 10 games and captured the SEC Tournament title
- The 2017 squad lost three of four games from Jan. 24-Feb. 4 before rattling off 14 straight victories. Within that run, the Wildcats won the SEC Tournament title and marched all the way to the Elite Eight before a buzzer-beater by eventual champion North Carolina ended their tournament run
- In 2014, the freshman class was heralded as the best ever and preseason expectations had fans dreaming of a 40-0 season. However, that team dropped nine regular-season games before putting



# NOTES

together one of the most magical NCAA Tournament runs in program history. The Cats overcame double-digit deficits in all but one game and were led by late-game heroics from Aaron Harrison all the way to the NCAA Championship game

## Three Straight Big Blue Wins on the Road

Kentucky's 63-56 win on the road at No. 5 Tennessee on Jan. 14 was not only much needed for this team, but historic as well.

- Was the first in program history over an Associated Press Top 5 team on the road, while a UK team was unranked
- Kentucky outrebounded the Volunteers by 20 and limited the Vols to just four offensive rebounds. Tennessee entered the matchup as the nation's best offensive rebounding team
- UK's 88.1% free-throw percentage (22-25) was the third-best in a true road game under Calipari with a minimum of 25 attempts
- Kentucky moved to 5-1 against Tennessee on the road when the Wildcats are unranked and the Volunteers are ranked
- The 56 points scored by UT marked the second-fewest ever allowed by an unranked Kentucky team against a top-five team in the AP poll (UK allowed 45 points to No. 2 Michigan State on Dec. 16, 2000)

Kentucky then earned a 69-53 win at Vanderbilt on Jan. 24 in its next game away from home.

- It was Kentucky's 78th game played at Memorial Gymnasium (69 vs. Vanderbilt, 5 NCAA Tournament, 3 SEC Tournament, 1 SEC Playoff), tying Freedom Hall for the most games played by UK in a single arena all-time (excluding home arenas)
- Kentucky has now won 14 straight in the series
- UK limited the Commodores to just 53 points, 20 points below its season scoring average
- When Vanderbilt missed a free throw with 3:10 remaining, it marked the first time in two games that an opponent missed a foul shot after Texas A&M and VU had combined to make 25 in a row
- Kentucky made only one trip to the foul line, making 1 of 2 attempts, both of which are the lowest numbers of the Calipari era – actually by significant margins, as the previous lows were three made on two occasions and six attempts on two occasions
- The Cats made it three in a row on the road with a 75-66 win at Ole Miss.
- UK has connected on 42-50 (84%) from the line in its last three road games
- Kentucky has allowed 71 points or fewer in six straight games against league foes for the first time since the 2014-15 season (12 consecutive)

## S-E-C! S-E-C! S-E-C!

Kentucky is the Southeastern Conference's gold standard. Since the SEC's inception in 1932-33, the Wildcats are the most dominant team in the league, recording a 1,041-300 mark (77.6%) in regular-season conference play. Only Alabama has won more than 800 regular-season SEC games and no other team owns a better winning percentage.

- UK has averaged 11.6 wins and only 3.3 losses per season in 89 seasons in the SEC
- Kentucky has won 49 SEC regular-season titles and 31 SEC Tournament championships
- Kentucky is 11-3 in the opening game of the SEC season under John Calipari and 13-1 in the first home league opener. UK is 69-20 all-time in SEC openers
- The Wildcats have won 16 of the last 29 SEC Tournaments (the 2020 one was not played because of the COVID-19 pandemic)
- UK has captured at least a share of six of the last 13 SEC regular-season championships under John Calipari

- Kentucky has played in the championship game of the SEC Tournament in eight of Calipari's 11 tourneys, winning six times (2020 tournament not played because of COVID)
- UK won its 1,000th game in SEC regular-season action vs. Alabama on Jan. 11, 2020. Kansas has won 1,000 conference games when combining its records in the Big 6, Big 7, Big 8 and Big 12, but no other team in the country had won 1,000 or more regular-season league games in one conference alone
- Six teams made the 2022 NCAA Tournament field with Arkansas reaching the Elite Eight
- The SEC has had 27 NCAA Tournament selections over the last four tournaments, the third most. Only the Big 10 (30) and Atlantic Coast Conference (28) have had more
- The SEC went 5-6 in NCAA Tournament games in 2022. SEC teams are 78-49 (61.4%) in the NCAA tourney since 2012
- The league has advanced at least one team to the Elite Eight in 10 of the last 12 tournaments and nine different SEC teams have advanced to the Sweet Sixteen in the last five NCAA Tournaments
- The SEC has held its own in the annual Big 12/SEC Challenge. The SEC trails 35-34 over the last seven seasons in the yearly January showdown and won outright in 2021 and '22
- Two SEC teams are ranked in the Feb. 6 Associated Press Top 25, with Auburn, Arkansas, Missouri and the Wildcats

## Calipari Leading the Way in SEC Play

John Calipari leads the way among all current SEC head coaches in 2022-23 in career wins, league victories and titles. He is also ascending the all-time charts in league history:

- Calipari owns 381 victories as UK's head coach, ranking as the fourth-most wins by a coach leading an SEC program in the conference's history. Adolph Rupp (875), Billy Donovan (467) and Dale Brown (448) are the only others who have more
- Calipari is sixth all-time in SEC regular-season wins with 180. Rupp (397) has the most. Calipari needs three more to pass Ray Mears (182) for fifth place
- Calipari is 24-5 in the SEC Tournament. His 24 victories are tied with Tubby Smith for the third-most in tournament history. Only Donovan (27) and Wimp Anderson (25) have more
- Calipari has won six SEC Tournament titles. Only Alabama (7) has more in program history than Calipari has won in total

## Injury Bug a Story with the Cats

A season after playing just 17 games at full strength, the Wildcats are once again dealing with a multitude of injuries.

- **Daimion Collins:** Missed the Tennessee game with a left foot injury
- **CJ Fredrick:** Exited the Missouri game with a right-hand injury after playing four minutes. Missed the Louisville, LSU and Alabama games
- **Jacob Toppin:** Exited the Alabama game with a right-shoulder injury and did not return. Missed the South Carolina game
- **Oscar Tshiebwe:** Had a minor knee procedure and missed the duration of the preseason as well as the team's games against Howard and Duquesne
- **Cason Wallace:** Exited the South Carolina game with a lower-back injury and did not return after playing eight minutes. Missed the Ole Miss game due to precautionary reasons as he deals with a lower-extremity issue
- **Lance Ware:** Missed the North Florida game due to an illness and the LSU game with a left-shoulder injury
- **Sahvir Wheeler:** Missed both exhibition games and the team's opener vs. Howard with a

## Measurables



Daimion Collins

### Wing Span

### Max Vertical

### Hand Width

### 3/4-Court Sprint

### Shuttle Run

|                           |                            |                             |                            |                           |
|---------------------------|----------------------------|-----------------------------|----------------------------|---------------------------|
| T1. Ugonna Onyenso - 7'4" | 1. Daimion Collins - 46.5" | 1. Oscar Tshiebwe - 10.75"  | 1. Jacob Toppin - 3.09     | 1. Cason Wallace - 10.03  |
| T1. Oscar Tshiebwe - 7'4" | 2. Jacob Toppin - 45.0"    | T2. Daimion Collins - 9.75" | 2. Sahvir Wheeler - 3.18   | 2. Antonio Reeves - 10.45 |
| 3. Daimion Collins - 7'3" | 3. Kareem Watkins - 43.0"  | T2. Jacob Toppin - 9.75"    | 3. Oscar Tshiebwe - 3.20   | 3. Sahvir Wheeler - 10.49 |
| 4. Lance Ware - 7'1"      | 4. Cason Wallace - 42.0"   | T2. Lance Ware - 9.75"      | T4. Daimion Collins - 3.22 | 4. Brennan Canada - 10.83 |
| 5. Adou Thiero - 6'11"    | 5. Adou Thiero - 41.0"     | T5. Ugonna Onyenso - 9.5"   | T4. Antonio Reeves - 3.22  | 5. Lance Ware - 10.86     |
|                           |                            | T5. Adou Thiero - 9.5"      | T4. Adou Thiero - 3.22     |                           |

## Quick Facts

### GENERAL INFORMATION

|   |
|---|
| <b>Location:</b> Lexington, Ky.   |
| <b>Enrollment:</b> 31,800   |
| <b>Founded:</b> 1865  |
| <b>Colors:</b> Blue and White   |
| <b>Nickname:</b> Wildcats   |
| <b>Conference:</b> Southeastern Conference                              |
| <b>All-Time Record:</b> 2,369-743-1 (76.1%)                             |
| <b>Arena:</b> Rupp Arena (20,500)                                       |
| <b>Rupp Arena Record:</b> 645-79 (89.1%) - 47th season                  |
| <b>NCAA Championships:</b> 8 (1948, '49, '51, '58, '78, '96, '98, 2012) |
| <b>NCAA Runners-Up:</b> 4 (1966, '75, '97, 2014)                        |
| <b>NCAA Tournament Record:</b> 129-53 (70.9%)                           |
| <b>Last NCAAT Appearance:</b> 2022, First Round                         |
| <b>President:</b> Dr. Eli Capilouto (Alabama, 1971)                     |
| <b>Athletics Director:</b> Mitch Barnhart (Ottawa, 1981)                |
| <b>MBB Administrator:</b> Kevin Sergent (UNC, 2004)                     |
| <b>Head Coach:</b> John Calipari (Clarion, 1982)                        |
| <b>Calipari On-Court Record:</b> 826-248 (76.9%)                        |
| <b>Calipari UK Record:</b> 381-108 (77.9%)                              |
| <b>Athletics Phone Number:</b> 859.257.8000                             |
| <b>Starters Returning/Lost:</b> 2/3                                     |
| <b>Players Returning/Lost:</b> 7/8                                      |



# NOTES

right-leg injury and the team's trip to Tennessee with a left-shoulder injury

## Road Warriors

Kentucky has once again played one of the toughest schedules in the country on the court, but it has also been perhaps the most grueling travel schedule in John Calipari's tenure. Kentucky played four nonconference games away from home in the first five weeks of the season totaling more than 14,138 miles traveled.

- Kentucky took on Michigan State in Indianapolis, traveling 376 miles round trip
- The Cats then played a road contest at Gonzaga. That trip consisted of a five-hour flight each direction and 4,328 total miles traveled
- UK played in the inaugural Hall of Fame Classic in London, England to end November. That round trip consisted of 8,016 miles
- Kentucky finished its nonconference travel with a date in Madison Square Garden for the CBS Sports Classic and a game vs. UCLA. The roundtrip mileage was 1,418 for that contest
- Things didn't get easier for the Cats, as UK opened its SEC slate on the road at Missouri, spanning 921 miles
- This particular group of Cats also spent time at Baha Mar Resort in The Bahamas this summer (1,976 miles) and played its Blue-White Game in Pikeville, Kentucky (287 miles) before the season ever began

## Always Efficient

According to Ken Pomeroy's calculations on kenpom.com, Kentucky teams under John Calipari have consistently ranked among the most efficient teams in the country per possession. Pomeroy's rankings through games played on Feb. 4:

| Season  | Offense (Rank) | Defense (Rank) | Overall |
|---------|----------------|----------------|---------|
| 2022-23 | 116.4 (19)     | 99.6 (69)      | 33rd    |
| 2021-22 | 120.0 (5)      | 94.3 (36)      | 6th     |
| 2020-21 | 108.0 (84)     | 93.1 (35)      | 49th    |
| 2019-20 | 112.7 (24)     | 95.1 (52)      | 29th    |
| 2018-19 | 117.6 (14)     | 90.1 (8)       | 8th     |
| 2017-18 | 115.8 (24)     | 95.4 (22)      | 17th    |
| 2016-17 | 119.1 (12)     | 91.4 (7)       | 4th     |
| 2015-16 | 120.4 (5)      | 98.0 (53)      | 6th     |
| 2014-15 | 119.3 (5)      | 86.5 (2)       | 1st     |
| 2013-14 | 117.6 (10)     | 96.9 (41)      | 11th    |
| 2012-13 | 108.8 (42)     | 99.1 (129)     | 42nd    |
| 2011-12 | 122.9 (2)      | 88.2 (9)       | 1st     |
| 2010-11 | 118.1 (7)      | 90.4 (15)      | 6th     |
| 2009-10 | 116.1 (15)     | 86.2 (6)       | 3rd     |

## Cats Don't (Historically) Count on the 3

Kentucky has never been reliant on the 3 under John Calipari. Even with more shooters at their disposal, the 2021-22 season was not an exception for the Wildcats. However, the 2022-23 squad has shown flashes of the ability to be one of Calipari's best from long range. Kentucky is averaging 27.6% of its points from distance while 30.9% of its field-goal attempts are from 3-point range.

The highest percentage of 3-point shots taken under Calipari was the 2010-11 Final Four team that lofted 32.4% of its shots from beyond the arc. That team is also Calipari's top 3-point shooting team at Kentucky. The most attempts per game in the Calipari era was the 2016-17 squad that took 19.89 3-point shots per game. This team is averaging 18.78 attempts per game thus far.

Not relying on the 3 certainly hasn't hurt the Wildcats. UK is 10-3 all-time under Calipari when making one or fewer from long range.

| Year     | % of Attempts from 3 | 3-Point FG%    |
|----------|----------------------|----------------|
| 2009-10: | .319                 | .362           |
| 2010-11: | .324 (highest)       | .397 (highest) |
| 2011-12: | .265                 | .378           |
| 2012-13: | .293                 | .346           |
| 2013-14: | .276                 | .332 (lowest)  |
| 2014-15: | .271 (lowest)        | .349           |
| 2015-16: | .310                 | .366           |
| 2016-17: | .316                 | .353           |
| 2017-18: | .258                 | .357           |
| 2018-19: | .296                 | .354           |
| 2019-20: | .266                 | .343           |
| 2020-21: | .322                 | .336           |
| 2021-22: | .279                 | .347           |
| 2022-23: | .309                 | .368           |

## Cats Deliver the Knockout Punch

Kentucky is 323-13 (96.1%) in the John Calipari era when leading by at least 10 points at any time in the contest. Ten of the 13 losses in the Calipari era are to conference opponents.

Perhaps most impressive of all is that 68.6% of games Calipari has coached in at Kentucky have produced 10-point leads at some point during the game for UK. The Wildcats have led by 10 points or more in a whopping 84.8% of Calipari's 381 career wins at Kentucky.

## Hold Them to 55 Points. 40%

Defense has always been a recipe for success for the Wildcats under John Calipari. The special ingredient: 55 points. Kentucky is a perfect 86-0 under Calipari when holding the opponent to 55 points or fewer, including 3-0 this season after limiting Duquesne to 52 points, Bellarmine to 41 and Vanderbilt on the road to 53 points.

The Wildcats are 211-10 (95.5%) under Calipari when limiting the opponent to 63 points or less, including 9-1 this season. Kentucky also fares well when it keeps the competition to 40% or less from the floor. UK is 229-24 (90.5%) vs. opponents under Calipari when its field-goal

## Points Per Possession

| Game                 | Off. PPP | Def. PPP |
|----------------------|----------|----------|
| HOWARD               | 1.25     | 0.83     |
| DUQUESNE             | 1.08     | 0.73     |
| vs. Michigan State   | 0.92     | 1.02     |
| SOUTH CAROLINA STATE | 1.38     | 0.82     |
| at Gonzaga           | 0.95     | 1.16     |
| NORTH FLORIDA        | 1.33     | 0.78     |
| BELLARMINE           | 1.02     | 0.69     |
| vs. Michigan         | 1.03     | 0.97     |
| YALE                 | 1.15     | 0.98     |
| vs. UCLA             | 0.79     | 0.94     |
| FLORIDA A&M          | 1.49     | 1.15     |
| at Missouri          | 1.10     | 1.31     |
| LOUISVILLE           | 1.34     | 0.98     |
| LSU                  | 1.25     | 1.20     |
| at Alabama           | 0.76     | 1.15     |
| SOUTH CAROLINA       | 1.19     | 1.25     |
| at Tennessee         | 0.91     | 0.81     |
| GEORGIA              | 1.20     | 1.00     |
| TEXAS A&M            | 1.10     | 0.97     |
| at Vanderbilt        | 1.19     | 0.91     |
| KANSAS               | 0.99     | 1.12     |
| at Ole Miss          | 1.19     | 1.05     |
| FLORIDA              | 1.12     | 1.05     |
| ARKANSAS             |          |          |
| at Georgia           |          |          |
| at Mississippi State |          |          |
| TENNESSEE            |          |          |
| at Florida           |          |          |
| AUBURN               |          |          |
| VANDERBILT           |          |          |
| at Arkansas          |          |          |

## Overall

UK offensive high - 1.49, FLORIDA A&M

UK offensive SEC high - 1.25, LSU

UK offensive low - 0.76, at Alabama

UK offensive SEC low - 0.76, at Alabama

Opponent offensive high - 1.31, at Missouri

Opponent SEC high - 1.31, at Missouri

Opponent offensive low - 0.69, BELLARMINE

Opponent SEC low - 0.81, at Tennessee

## Wins vs. Losses in 2022-23

| Result | FG%  | Opp. FG% | 3-Pt. FG% | Opp 3-Pt. FG% | FT%  | RPG  | APG  | TOPG | BPG | SPG | PPG  | Opp PPG |
|--------|------|----------|-----------|---------------|------|------|------|------|-----|-----|------|---------|
| Wins   | .486 | .402     | .414      | .306          | .723 | 39.9 | 17.5 | 10.9 | 4.1 | 6.4 | 79.0 | 61.6    |
| Losses | .400 | .479     | .270      | .395          | .623 | 35.4 | 12.7 | 12.3 | 4.0 | 7.4 | 66.4 | 78.9    |



# NOTES

percentage is 40% or less.

## Cleaning the Glass

Kentucky was one of the top teams in the country on the boards a season ago. With the nation's best rebounder in Oscar Tshiebwe back again, UK is again one of the nation's best on the boards. Tshiebwe paces the country in rebounds per game (13.6) in 2022-23. As a team, UK is logging 38.57 boards per game which ranks as the 33rd-best mark in the nation. UK is plus-7.7 in rebound margin to rank 11th nationally.

- UK is averaging 13.26 offensive boards per outing, ranking 11th in the country
- Tshiebwe is second in the nation with 5.38 offensive rebounds per game and ranks fourth with 8.24 defensive boards per contest

## Historic Opener

With a 95-63 win over Howard to open the 2022-23 campaign, a few Wildcats set records along the way.

- Cason Wallace recorded the second-most assists in a UK freshman debut, while becoming the first UK freshman in school history to have at least 15 points, eight rebounds, and nine assists in a collegiate debut
- Wallace was one of only two freshmen to accomplish the season-opening feat since the 2010-11 season, joining Lonzo Ball, who went for 19 points, 11 assists, eight rebounds and two steals in a 119-80 win over Pacific on Nov. 11, 2016
- Antonio Reeves sunk a game-high six 3-pointers, which is a record for any UK player in his debut with the Cats
- Lance Ware totaled four steals, the most in a Kentucky season-opener since Knox and Gilgeous-Alexander each had four in a 73-63 win over Utah Valley Nov. 10, 2017

## Ulis Returns to Kentucky

Tyler Ulis was one of the most accomplished players in UK program history from 2015-16. He was an All-American and Bob Cousy Award winner in 2016. He was also a part of a team that won its first 38 games and went to the Final Four in 2015. He has returned to the Wildcats for the spring semester to serve as a student assistant coach as he works towards completing his undergraduate degree.

- 2016 Consensus First-Team All-American
- 2016 Bob Cousy Award winner
- Was the SEC Player of the Year, Defensive Player of the Year and SEC Tournament MVP in 2016
- Set the UK single-season record with 246 assists in 2016
- Was a part of 65 career wins in two years at UK
- Drafted 34th overall by the Suns in 2016

Western Conference Rookie of the Month in April of 2017 when he averaged 20.7 points and 6.8 assists per game during the month. It was the most points and assists in a single month since Damian Lillard in March of 2013

## Wildcats Ink Five for 2023

Kentucky men's basketball head coach John Calipari announced the signing of five stand-out student-athletes to the program's 2023 signing class on Nov. 14. Aaron Bradshaw, Robert Dillingham, Justin Edwards, Reed Sheppard and D.J. Wagner each inked national letters of intent with UK during the fall signing period.

Bradshaw, Edwards, Sheppard and Wagner were all tabbed to the 2023 McDonald's All American Game on Jan. 24. UK has now had 44 "burger boys" sign out of high school with John Calipari. All-time UK has amassed 76 McDonald's All Americans.

In every season but two of the Calipari era, the Wildcats have signed a top-three recruiting class according to the Recruiting Services Consensus Index, which tallies major recruiting rankings and plugs them into a formula to calculate a consensus ranking. With the additions, Kentucky has signed 71 top-50 recruits, 56 top-25 players and 31 top-10 players (according to Rivals) in what will now be Calipari's 15 recruiting classes at Kentucky.

- **Aaron Bradshaw (Roselle, N.J.):** Forward | 7-0, 210 pounds | No. 4 overall by 247Sports, No. 4 by ESPN and No. 5 by Rivals | Averaged 8.9 points, 7.4 rebounds and 3.2 blocks per game as a junior while helping Camden to the NJSIAA Group 2 state championship | Played for NJ Scholars on the EYBL circuit last summer, averaging 12.7 points, 7.3 rebounds and 2.0 blocks | Tallied three double-doubles during Peach Jam in July | McDonald's All-American | Naismith High School Player of the Year semifinalist
- **Robert Dillingham (Hickory, N.C.):** Guard | 6-2, 160 pounds | No. 7 overall by Rivals, No. 11 by ESPN and No. 9 by 247Sports | Averaged 21.2 points, 4.9 rebounds and 2.1 steals per game as a sophomore at Combine Academy, leading the team to a 29-3 record and a non-association state title | Joined Overtime Elite in November | Charlotte Observer High School Basketball Player of the Year in 2020-21 | 2021 FIBA Americas U16 Championship MVP, averaging 15.7 points and 6.2 assists in more than 20 minutes per game
- **Justin Edwards (Philadelphia):** Guard | 6-8, 190 pounds | No. 1 by ESPN, No. 2 by 247Sports and No. 4 by Rivals | Led Imhotep Charter to the Class 5A state title as a junior last season, averaging 18.3 points and 8.3 rebounds per game | Helped Team Final advance to Peach Jam quarterfinals after shooting 39.5% from deep while averaging 15.3 points and 7.0 rebounds per game McDonald's All-American | Naismith High School Player of the Year semifinalist
- **Reed Sheppard (London, Ky.):** Guard | 6-3, 180 pounds | No. 22 overall by Rivals, No. 21 by ESPN and No. 30 by 247Sports | Led North Laurel to the state Sweet 16, averaging 25.2 points, 7.6 assists, 6.8 rebounds and 4.4 steals per game as a junior | 2022 Kentucky Gatorade Player of the Year | Both parents, Jeff and Stacey, played basketball at Kentucky | Jeff was a member of 1996 and 1998 national championship teams, earning Final Four MVP in 1998, while Stacey still sits as the Wildcats' No. 14 all-time scorer | McDonald's All-American
- **D.J. Wagner (Camden, N.J.):** Guard | 6-3, 175 pounds | No. 2 overall by ESPN and No. 3 by 247Sports and Rivals | Averaged 19.6 points, 4.3 rebounds, 3.3 assists and 3.1 steals per contest as a junior, helping Camden to the NJSIAA Group 2 state championship | Named 2021 and 2022 New Jersey Gatorade Player of the Year | Son of former Memphis and NBA guard Dajuan Wagner and grandson of former Louisville and professional guard Milt Wagner

## UK's Record vs. AP Ranked Opponents and as an AP Ranked Opponent Under Cal

| Kentucky (RK) | Opponent Rank |     |     |     |     |     |     |     |     |     |     |     |     |     |     |     |     |     |     |     |     |     |     |     |     | RV    | NR     | TOTAL |       |
|---------------|---------------|-----|-----|-----|-----|-----|-----|-----|-----|-----|-----|-----|-----|-----|-----|-----|-----|-----|-----|-----|-----|-----|-----|-----|-----|-------|--------|-------|-------|
|               | 1             | 2   | 3   | 4   | 5   | 6   | 7   | 8   | 9   | 10  | 11  | 12  | 13  | 14  | 15  | 16  | 17  | 18  | 19  | 20  | 21  | 22  | 23  | 24  | 25  |       |        |       |       |
| 1             | -             | 0-1 | 0-1 | 1-0 | 2-0 | 2-0 | -   | 2-0 | 1-0 | -   | 0-1 | -   | -   | -   | 2-0 | 1-0 | 1-0 | -   | 1-0 | 3-0 | 1-0 | -   | -   | -   | 6-2 | 46-3  | 69-8   |       |       |
| 2             | 1-0           | -   | -   | 0-1 | 1-0 | 0-1 | -   | -   | -   | -   | 1-0 | 1-0 | -   | 1-0 | -   | 1-0 | -   | 0-1 | -   | -   | -   | -   | -   | -   | 4-0 | 24-0  | 34-3   |       |       |
| 3             | -             | -   | -   | 1-0 | -   | -   | -   | -   | 0-1 | -   | -   | 1-0 | -   | -   | -   | -   | -   | -   | -   | 0-1 | -   | -   | -   | -   | -   | 1-0   | 17-0   | 20-2  |       |
| 4             | -             | 0-2 | -   | -   | -   | -   | 0-1 | 0-1 | -   | -   | -   | -   | -   | 1-0 | -   | 0-1 | -   | -   | -   | -   | -   | -   | -   | -   | 2-0 | 2-0   | 12-2   | 17-7  |       |
| 5             | 1-0           | -   | -   | -   | -   | 0-1 | -   | -   | 0-1 | 1-0 | -   | -   | -   | -   | -   | -   | -   | 0-1 | -   | -   | -   | -   | -   | 1-0 | -   | 2-0   | 13-0   | 18-3  |       |
| 6             | -             | -   | -   | -   | 0-1 | -   | 1-0 | 1-0 | -   | 0-1 | -   | -   | -   | -   | -   | -   | 0-1 | 1-0 | -   | -   | -   | -   | -   | -   | -   | 2-0   | 9-2    | 14-5  |       |
| 7             | -             | -   | -   | 0-1 | -   | -   | -   | -   | -   | -   | 1-0 | -   | -   | 0-1 | -   | -   | -   | -   | 1-0 | -   | -   | -   | -   | -   | -   | -     | 7-2    | 9-4   |       |
| 8             | -             | -   | -   | -   | -   | -   | -   | -   | 1-0 | -   | -   | -   | 1-0 | -   | 1-0 | -   | -   | -   | -   | -   | -   | -   | 1-0 | -   | 0-1 | -     | 2-3    | 13-0  | 19-4  |
| 9             | -             | -   | -   | -   | -   | -   | -   | -   | -   | -   | -   | -   | -   | -   | -   | -   | -   | -   | -   | -   | -   | -   | -   | -   | -   | -     | 9-2    | 9-2   |       |
| 10            | -             | -   | -   | -   | -   | -   | -   | -   | 0-1 | -   | -   | -   | 0-1 | -   | -   | -   | -   | -   | -   | -   | -   | -   | -   | -   | -   | 3-4   | 15-3   | 18-9  |       |
| 11            | 1-0           | -   | -   | -   | -   | -   | 1-0 | -   | 0-1 | -   | -   | -   | 1-0 | -   | -   | -   | 0-1 | -   | -   | -   | -   | 2-0 | -   | -   | -   | -     | 6-1    | 11-3  |       |
| 12            | -             | 0-1 | -   | -   | 1-0 | -   | -   | -   | -   | -   | -   | -   | -   | 1-0 | -   | 1-0 | -   | -   | -   | -   | -   | -   | -   | -   | -   | 2-0   | 5-1    | 10-2  |       |
| 13            | -             | -   | -   | -   | -   | -   | -   | -   | -   | -   | -   | -   | -   | -   | 0-1 | 0-1 | -   | -   | -   | -   | -   | -   | -   | -   | -   | 1-0   | 8-2    | 9-4   |       |
| 14            | -             | -   | 0-1 | -   | -   | -   | -   | -   | -   | -   | -   | -   | -   | -   | -   | -   | -   | -   | -   | -   | -   | -   | -   | -   | -   | 1-1   | 9-1    | 10-3  |       |
| 15            | -             | -   | -   | -   | -   | -   | -   | -   | -   | -   | -   | 1-0 | -   | -   | -   | -   | 1-0 | -   | -   | -   | -   | -   | -   | -   | -   | 1-0   | 7-0    | 10-0  |       |
| 16            | -             | -   | -   | -   | -   | -   | -   | -   | -   | -   | -   | -   | -   | -   | -   | 1-0 | -   | -   | -   | -   | 0-1 | -   | -   | -   | -   | 2-0   | 6-1    | 9-2   |       |
| 17            | -             | -   | -   | -   | -   | -   | -   | -   | -   | -   | -   | -   | -   | -   | -   | -   | -   | -   | -   | -   | -   | -   | 1-1 | -   | -   | -     | 4-2    | 5-3   |       |
| 18            | -             | -   | -   | -   | -   | -   | -   | -   | -   | -   | -   | -   | -   | -   | -   | -   | -   | -   | -   | -   | -   | 1-0 | 0-1 | -   | -   | -     | 3-2    | 9-1   | 13-4  |
| 19            | -             | -   | 1-0 | 1-0 | -   | -   | -   | -   | 1-0 | -   | -   | -   | -   | -   | -   | -   | -   | -   | -   | -   | -   | -   | -   | -   | -   | 1-1   | 5-0    | 9-1   |       |
| 20            | -             | -   | -   | 0-1 | -   | -   | 0-1 | -   | -   | -   | -   | -   | -   | -   | -   | -   | -   | -   | -   | -   | 1-0 | -   | -   | -   | -   | -     | 4-2    | 5-4   |       |
| 21            | -             | -   | -   | -   | -   | -   | -   | -   | -   | -   | -   | -   | -   | -   | -   | -   | -   | -   | -   | -   | -   | -   | -   | -   | -   | 2-0   | 2-1    | 4-1   |       |
| 22            | -             | -   | -   | -   | -   | -   | -   | -   | -   | -   | -   | 1-0 | -   | -   | -   | -   | -   | -   | -   | -   | -   | -   | -   | -   | -   | 1-0   | 5-1    | 7-1   |       |
| 23            | -             | -   | -   | -   | -   | -   | -   | -   | -   | -   | -   | -   | -   | -   | -   | -   | -   | -   | -   | -   | -   | -   | -   | -   | -   | 0-1   | 3-0    | 3-1   |       |
| 24            | -             | -   | -   | -   | -   | -   | -   | -   | -   | -   | -   | -   | -   | 0-1 | -   | -   | -   | -   | -   | -   | -   | -   | -   | -   | -   | -     | 0-1    | 0-2   |       |
| 25            | 0-1           | -   | -   | -   | -   | -   | 0-1 | -   | -   | -   | -   | -   | -   | -   | -   | -   | -   | -   | -   | -   | -   | -   | -   | -   | -   | -     | 1-1    | 1-3   |       |
| RV            | 0-1           | 1-0 | -   | -   | 1-0 | -   | 2-1 | -   | 0-1 | 0-1 | -   | 1-0 | 1-0 | -   | -   | -   | 0-1 | -   | -   | -   | -   | -   | -   | -   | -   | -     | -      | -     | -     |
| NR            | -             | -   | -   | 0-1 | 1-0 | -   | -   | -   | 0-1 | -   | 1-1 | -   | -   | -   | -   | 1-0 | -   | 0-1 | 1-0 | -   | -   | 0-1 | -   | -   | -   | -     | -      | -     | -     |
| TOTAL         | 3-2           | 1-4 | 1-2 | 3-4 | 6-1 | 2-2 | 4-4 | 3-1 | 3-6 | 1-2 | 2-2 | 4-0 | 5-0 | 2-2 | 2-1 | 4-2 | 3-1 | 2-4 | 3-2 | 1-1 | 4-1 | 5-1 | 1-2 | 1-1 | 1-0 | Total | 333-81 | Total | 68-48 |





# NOTES

McDonald's All-American | Naismith High School Player of the Year semifinalist

## Five Players on National Watch Lists

Five Wildcats -- Chris Livingston, Antonio Reeves, Oscar Tshiebwe, Cason Wallace and Sahvir Wheeler -- are on major national watch lists to begin the season.

Reeves and Wallace are two of 20 players on the preseason watch list for the Jerry West Award (best shooting guard), while Livingston is on the Julius Erving Award list (best small forward), Tshiebwe is looking to repeat as a winner for the Kareem Abdul-Jabbar honor (best center) and Wheeler was picked as a Bob Cousy Award (best point guard) early-season favorite.

- Tshiebwe has been a unanimous selection to preseason All-America teams
- Tshiebwe and Wheeler were selected to the Naismith Trophy Player of the Year watch list, while Tshiebwe also was named to the NABC Player of the Year Award watch list
- Tshiebwe has now been named to the late season watch list for the Wooden Award and the Oscar Robertson Trophy
- Tshiebwe has also been named to the midseason Naismith Defensive Player of the Year watch list
- In its history, Kentucky's Malik Monk (2017) won the West Award, Tyler Ulis (2016) captured the Cousy Award and Tshiebwe (2022) was tabbed the Abdul-Jabbar winner
- Wheeler was a finalist for the Cousy Award in 2021-22

## Cats Give Back

As part of the University of Kentucky's commitment to the people of the Commonwealth and Big Blue Nation around the globe, the Wildcats continue to give back to those in need.

- Dating back to his time at Memphis, John Calipari has worked with local businesses to partner and help families (usually around 10-12 families) in need for the holidays. Families are identified by local leaders and are uplifted with gifts, gift cards, food for the holidays and even rent checks. UK players helped host a reception with a holiday meal and Christmas carols sung on Dec. 18 to continue Calipari's tradition
- Kentucky spent Thanksgiving serving lunch to people in need alongside the Salvation Army
- All ticket revenue from the Cats' annual Blue-White Game, more than \$160,000, went to Team Eastern Kentucky Flood Relief for those impacted by the devastating floods this summer. The team also participated in multiple community service activities in the area prior to the exhibition held in Pikeville, Kentucky
- Kentucky's men's and women's basketball team partnered with the Mamba and Mambacita Foundation to host a youth skills academy for underprivileged local boys and girls
- In partnership with Samaritan's Feet, coach John Calipari and several other Kentucky coaches handed out 10,000 pairs of shoes in eastern Kentucky in August. The Cats also spent a morning with the organization on their trip to the Bahamas, washing feet and delivering shoes to those in need
- In August, Kentucky's open practice in conjunction with a telethon hosted by Joe and

## All-Time Winningest Schools

| SCHOOL             | WINS         |
|--------------------|--------------|
| 1. Kansas          | 2,375        |
| <b>2. Kentucky</b> | <b>2,369</b> |
| 3. North Carolina  | 2,338        |
| 4. Duke            | 2,263        |
| 5. Temple          | 1,978        |
| 6. UCLA            | 1,974        |
| 7. Syracuse        | 1,970        |
| 8. Notre Dame      | 1,949        |
| 9. St. John's      | 1,918        |
| 10. Indiana        | 1,907        |

\*through games on Feb. 4

## UK Leaders in Career Rebounds

| Player (Years played)               | Rebounds   |
|-------------------------------------|------------|
| 1. Dan Issel (1968-70)              | 1,078      |
| 2. Frank Ramsey (1951-54)           | 1,038      |
| 3. Cliff Hagan (1951-54)            | 1,035      |
| 4. Johnny Cox (1957-59)             | 1,004      |
| 5. Cotton Nash (1962-64)            | 962        |
| 6. Kenny Walker (1983-86)           | 942        |
| 7. Chuck Hayes (2002-05)            | 910        |
| 8. Sam Bowie (1980-84)              | 843        |
| 9. Rick Robey (1975-78)             | 838        |
| 10. Bob Burrow (1955-56)            | 823        |
| <b>11. Oscar Tshiebwe (2022-23)</b> | <b>801</b> |

## UK Leaders in Career Assists

| Player (Years played)               | Assists    |
|-------------------------------------|------------|
| 1. Dirk Minniefield (1980-83)       | 646        |
| 2. Anthony Epps (1994-97)           | 544        |
| ---                                 |            |
| 7. Cliff Hawkins (2001-04)          | 467        |
| 8. Ed Davender (1985-88)            | 436        |
| 9. Travis Ford (1991-94)            | 428        |
| 10. Tyler Ulis (2015-16)            | 381        |
| 11. Saul Smith (1998-2001)          | 364        |
| 12. Ashton Hagans (2019-20)         | 351        |
| 13. John Pelphrey (1988-92)         | 327        |
| <b>14. Sahvir Wheeler (2022-23)</b> | <b>324</b> |

## Lineup Comparison

| Most Frequent Lineups                           | Total Minutes | Points For | Points Against | +/- | +/- Per 40 Min. |
|---|---------------|------------|----------------|-----|-----------------|
| Toppin, Wallace, Reeves, Wheeler, Tshiebwe      | 123:03        | 235        | 216            | +19 | +6.18           |
| Toppin, Fredrick, Wallace, Reeves, Tshiebwe     | 79:50         | 192        | 115            | +77 | +38.58          |
| Toppin, Fredrick, Wallace, Livingston, Tshiebwe | 59:45         | 89         | 102            | -13 | -8.70           |
| Toppin, Wallace, Livingston, Wheeler, Tshiebwe  | 53:42         | 83         | 86             | -3  | -2.23           |
| Toppin, Fredrick, Wallace, Wheeler, Tshiebwe    | 40:09         | 68         | 67             | +1  | +1.00           |
| Toppin, Fredrick, Wallace, Livingston, Ware     | 38:03         | 65         | 44             | +21 | +22.08          |
| Toppin, Livingston, Reeves, Wheeler, Tshiebwe   | 31:46         | 62         | 43             | +19 | +23.92          |
| Toppin, Fredrick, Reeves, Wheeler, Tshiebwe     | 28:44         | 55         | 48             | +7  | +9.74           |
| Wallace, Livingston, Ware, Wheeler, Tshiebwe    | 26:23         | 53         | 53             | +0  | +0.00           |
| Wallace, Reeves, Wheeler, Collins, Tshiebwe     | 22:56         | 46         | 39             | +7  | +12.21          |

## Efficiency Stats

| #  | Player           | Min | AST% | EFG% | TS%  | Usg% | DRB% | ORB% | TRB% |
|----|------------------|-----|------|------|------|------|------|------|------|
| 14 | Brennan Canada   | 6   | 0.0  | .500 | .500 | 25.3 | 19.8 | 0.0  | 9.7  |
| 04 | Daimion Collins  | 144 | 2.2  | .345 | .416 | 17.6 | 19.0 | 7.9  | 13.4 |
| 01 | CJ Fredrick      | 489 | 11.6 | .496 | .530 | 16.2 | 3.2  | 1.4  | 2.3  |
| 21 | Walker Horn      | 6   | 24.2 | .000 | .000 | 33.7 | 19.8 | 0.0  | 9.7  |
| 24 | Chris Livingston | 391 | 4.9  | .495 | .547 | 16.7 | 14.6 | 5.3  | 9.8  |
| 33 | Ugonna Onyenso   | 109 | 3.5  | .562 | .570 | 18.1 | 26.2 | 18.9 | 22.5 |
| 12 | Antonio Reeves   | 564 | 9.4  | .538 | .575 | 26.0 | 8.0  | 2.2  | 5.1  |
| 03 | Adou Thiero      | 101 | 7.6  | .385 | .573 | 14.4 | 16.5 | 6.8  | 11.5 |
| 00 | Jacob Toppin     | 645 | 13.5 | .469 | .502 | 22.3 | 18.2 | 7.6  | 12.8 |
| 34 | Oscar Tshiebwe   | 695 | 8.8  | .555 | .596 | 23.1 | 29.6 | 18.6 | 24.0 |
| 22 | Cason Wallace    | 679 | 21.0 | .575 | .590 | 19.3 | 10.0 | 3.7  | 6.8  |
| 55 | Lance Ware       | 214 | 11.8 | .625 | .570 | 12.6 | 14.4 | 9.1  | 11.7 |
| 25 | Kareem Watkins   | 6   | 24.2 | .000 | .000 | 8.4  | 0.0  | 0.0  | 0.0  |
| 02 | Sahvir Wheeler   | 601 | 33.6 | .465 | .476 | 17.5 | 8.5  | 1.0  | 4.7  |



# NOTES

Kelly Craft, LEX 18, the American Red Cross and Rupp Arena for Kentucky Flood Relief, raised more than \$2 million for flood relief

- Calipari and the Wildcats traveled to five cities throughout the state this summer in conjunction with Kroger to raise funds for Kentuckians affected by the tornadoes that ravaged the state in December of 2021

## Big-Game Cal, Cats

- Some notes about Cal's teams against the best of the best:
- Not only does Kentucky own a 68-48 record (58.6%) vs. Associated Press Top 25 teams under John Calipari, UK is 7-5 when both teams are ranked in the AP top five
- All-time, Calipari is 13-9 when both teams are ranked in the AP top five
- When both teams are ranked in the AP Top 25, Calipari's all-time record is 89-66, including a 58-38 mark at Kentucky
- When both are ranked in the top 10 he has a 27-22 record, including 16-15 at UK
- By defeating top-ranked Michigan State to start the 2019-20 season, UK knocked off the No. 1 team in consecutive seasons for the first time in school history. Kentucky downed Tennessee on Feb. 19, 2019
- With the win over MSU to begin 2019-20, the Wildcats have nine victories over the No. 1 team in 25 tries in program history
- Calipari improved to 6-4 vs. the No. 1 team in his career with the win vs. Michigan State, including 3-2 at Kentucky. According to ESPN, Calipari is the only coach with a winning (.600) percentage against No. 1 ranked teams with a minimum of 10 games faced against the No. 1

## Taking Care of Business

Kentucky's 68-48 record vs. opponents ranked in the Associated Press Top 25 in John Calipari's tenure is impressive, but the Wildcats' ability to beat all-comers can't be overlooked. Under Calipari, UK is 313-60 vs. unranked competition, 83.9%.

## #OscarWorthy: National Player of the Year Returns for Encore

Oscar Tshiebwe achieved something no player in Kentucky basketball history had ever done before. He was voted as the unanimous National Player of the Year in 2021-22, winning all six major honors: The Sporting News, The Associated Press, USBWA Oscar Robertson Award, NABC, Wooden Award and the Naismith Award. More on Tshiebwe's record-setting 2021-22 campaign:

- Unanimous First-Team All-America selection
- Southeastern Conference Player of the Year
- First-team All-SEC (coaches and media)
- SEC All-Defensive Team (coaches)
- UK single-season record 28 double-doubles
- Team-high 17.4 points and nation-leading 15.1 rebounds per game
- Five games with 20 or more rebounds
- Had 515 boards, the third-most in UK single-season history
- Became the first major-conference player since Bill Walton in 1973 to average at least 15 points and at least 15 rebounds
- Set a Rupp Arena record with 28 rebounds against Western Kentucky
- Became a 1,000-point collegiate scorer

## Three Named to NBA All-Star Game

Three Kentucky men's basketball alumni in Bam Adebayo, Shai Gilgeous-Alexander and Julius Randle were named to the 2023 NBA All-Star Game on Feb. 19 in Salt Lake City. Adebayo and Randle will make their second-career appearances, while Gilgeous-Alexander was selected for the first time.

- Among all active collegiate coaches, John Calipari has more total players (nine) and more total All-Star selections (31) than any other coach
- Adebayo will make his second-career appearance in the NBA All-Star Game in 2023. In one season with the Wildcats, Adebayo was the only player to start all 38 games for a squad that won the SEC Tournament and advanced to the Elite Eight. He was an All-SEC Second Team and All-SEC Freshman Team honoree. Adebayo averaged 13.0 points, 8.0 rebounds and 1.5 blocks per game before being selected 14th overall by the Heat in 2017
- Gilgeous-Alexander will be making his first-career appearance in the annual game featuring the league's best players. He averaged 14.4 points per game and 5.1 assists for the Wildcats during the 2017-18 season. Gilgeous-Alexander helped the Wildcats to an SEC

Tournament crown and was MVP. Additionally, he was an All-SEC Second Team and All-SEC Freshman Team honoree. He was then drafted 11th overall by the Hornets before his draft rights were traded to the Clippers

- Randle is making his second appearance in the NBA All-Star Game. One of just three players under Calipari to average a double-double, Randle was the leader of the UK squad that made its memorable NCAA Tournament run to the championship game in 2014. He averaged 15.0 points and 10.4 rebounds per game. He was a Final Four All-Tournament Team honoree, a Midwest Region All-Tournament Team selection, a third-team All-American, an All-SEC First Team pick and the SEC Freshman of the Year. Randle was drafted seventh overall by the Lakers following his one season in Kentucky in 2014

## UK Leads with 27 on NBA Opening-Day Rosters

Kentucky men's basketball's ability to develop and prepare players for the next step continues to manifest itself as 27 former Wildcat student-athletes appeared on NBA opening-day rosters. Kentucky led the nation for the 11th consecutive season with the most alumni on opening-day rosters.

- The total of 27 players on NBA opening-day rosters (including two-way and inactive players) that played and finished their college basketball careers at Kentucky is more than any other college program in the country. Duke, with 24, is the only other school with more than 20 players in the NBA.
- Of the 17 NBA franchises featuring a Wildcat, eight have multiple Kentucky players. Detroit and Sacramento each have a trio of Wildcats on their roster while the Clippers, Lakers, Heat, Knicks, Hornets and Trail Blazers each have two.
- In 13 seasons under head coach John Calipari, 45 players have been selected in the NBA Draft, including 34 first-round selections and three No. 1 overall picks (Anthony Davis, Karl-Anthony Towns and John Wall)
- Calipari has a streak of 15 consecutive drafts with a first-round pick dating back to his time at Memphis
- Calipari is one of only two coaches in the history of the sport to have four players drafted No. 1 overall (Derrick Rose – 2008, Wall – 2010, Davis – 2012, Towns – 2015)
- Using figures compiled by basketball-reference.com and sportrac.com, Calipari-coached players have amassed more than \$3.5 billion in career NBA contracts
- In the 13 seasons Calipari has been the head coach at Kentucky, his players have totaled nearly \$3 billion in NBA contracts. In the 2022-23 season alone, former UK players are slated to make nearly \$330 million

## Tshiebwe UK Double-Doubles

| Game                          | Points | Rebounds |
|-------------------------------|--------|----------|
| at Ole Miss (1/31/23)         | 14     | 11       |
| at Vanderbilt (1/24/23)       | 15     | 13       |
| GEORGIA (1/17/23)             | 37     | 24       |
| at Tennessee (1/14/23)        | 15     | 13       |
| SOUTH CAROLINA (1/10/23)      | 19     | 12       |
| LSU (1/3/23)                  | 19     | 16       |
| LOUISVILLE (12/31/22)         | 24     | 14       |
| at Missouri (12/28/22)        | 23     | 19       |
| YALE (12/10/22)               | 28     | 12       |
| vs. Michigan (12/4/22)        | 13     | 14       |
| NORTH FLORIDA (11/23/22)      | 16     | 15       |
| at Gonzaga (11/20/22)         | 20     | 15       |
| vs. Michigan State (11/15/22) | 22     | 18       |
| vs. Saint Peter's (3/17/22)   | 30     | 16       |
| vs. Tennessee (3/12/22)       | 13     | 11       |
| vs. Vanderbilt (3/11/22)      | 12     | 14       |
| at Florida (3/5/22)           | 27     | 14       |
| OLE MISS (3/1/22)             | 18     | 15       |
| at Arkansas (2/26/22)         | 30     | 18       |
| LSU (2/23/22)                 | 17     | 16       |
| ALABAMA (2/19/22)             | 21     | 14       |
| at Tennessee (2/15/22)        | 13     | 15       |
| FLORIDA (2/12/22)             | 27     | 19       |
| at South Carolina (2/8/22)    | 18     | 14       |
| at Alabama (2/5/22)           | 10     | 15       |
| VANDERBILT (2/2/22)           | 11     | 17       |
| at Kansas (1/29/22)           | 17     | 14       |
| MISSISSIPPI STATE (1/25/22)   | 21     | 22       |
| at Auburn (1/22/22)           | 16     | 14       |
| at Vanderbilt (1/11/22)       | 30     | 13       |
| GEORGIA (1/8/22)              | 29     | 17       |
| MISSOURI (12/29/21)           | 13     | 20       |
| WKU (12/22/21)                | 14     | 28       |
| vs. North Carolina (12/18/21) | 16     | 12       |
| SOUTHERN (12/7/21)            | 23     | 11       |
| CENTRAL MICHIGAN (11/29/21)   | 20     | 16       |
| NORTH FLORIDA (11/26/21)      | 12     | 16       |
| ALBANY (11/22/21)             | 12     | 14       |
| MOUNT ST. MARY'S (11/16/21)   | 24     | 16       |
| ROBERT MORRIS (11/12/21)      | 14     | 20       |
| vs. Duke (11/9/21)            | 17     | 20       |



# LAST TIME OUT

| Official Basketball Box Score - Final |                 |     |       |      |       |          |       |     |    |    |    |        |   |                    | Game Time: 8:30 PM      |   |    |
|---------------------------------------|-----------------|-----|-------|------|-------|----------|-------|-----|----|----|----|--------|---|--------------------|-------------------------|---|----|
| Florida at Kentucky                   |                 |     |       |      |       |          |       |     |    |    |    |        |   |                    | Game Duration: 2:05     |   |    |
| 2022-23 Men's Basketball              |                 |     |       |      |       |          |       |     |    |    |    |        |   |                    | Attendance: 20,315      |   |    |
| Florida - 67                          |                 |     |       |      |       |          |       |     |    |    |    |        |   |                    | Record: 13-10 (6-4)     |   |    |
| NO.                                   | Name            | Min | FG    | 3P   | FT    | Rebounds | Fouls | TP  | AS | TO | ST | Blocks | ± | Shooting By Period |                         |   |    |
|                                       |                 |     | M/A   | M/A  | M/A   | Off      | Def   | Tot |    |    |    |        |   | 1st                |                         |   |    |
| 12                                    | Colin Castleton | F   | 36:41 | 9:16 | 0:11  | 7:7      | 2     | 8   | 3  | 4  | 25 | 5      | 3 | 1                  | 3                       | 0 | -5 |
| 9                                     | Myron Jones     | G   | 27:31 | 2:8  | 1:4   | 0:0      | 0     | 3   | 3  | 2  | 0  | 5      | 2 | 0                  | 0                       | 1 | 0  |
| 5                                     | Will Richard    | G   | 31:49 | 4:8  | 2:5   | 3:4      | 3     | 3   | 6  | 3  | 4  | 13     | 1 | 2                  | 1                       | 0 | 0  |
| 11                                    | Wylie Lutton    | G   | 38:25 | 5:7  | 3:3   | 0:1      | 1     | 2   | 3  | 1  | 2  | 15     | 0 | 2                  | 1                       | 0 | 2  |
| 24                                    | Riley Kugel     | G   | 30:08 | 2:7  | 0:2   | 2:2      | 0     | 2   | 2  | 2  | 1  | 6      | 2 | 0                  | 2                       | 0 | 2  |
| 3                                     | Alex Fudge      | G   | 12:44 | 0:1  | 0:0   | 0:0      | 2     | 2   | 4  | 2  | 0  | 0      | 0 | 1                  | 0                       | 1 | 0  |
| 14                                    | Kowalec Reeves  | F   | 15:57 | 1:7  | 0:3   | 3:3      | 0     | 1   | 1  | 3  | 5  | 0      | 0 | 1                  | 0                       | 0 | 3  |
| 2                                     | Trey Bonham     | F   | 03:26 | 0:1  | 0:1   | 0:0      | 0     | 0   | 0  | 0  | 0  | 0      | 0 | 0                  | 0                       | 0 | 0  |
| 33                                    | Jason Jibboh    | F   | 03:19 | 0:0  | 0:0   | 0:0      | 0     | 0   | 0  | 0  | 0  | 0      | 0 | 0                  | 0                       | 0 | 0  |
| Team                                  |                 |     |       |      |       | 0        | 3     | 3   |    |    |    |        |   |                    |                         |   |    |
| Totals                                |                 |     | 25:55 | 9:19 | 15:17 | 8        | 22    | 30  | 14 | 14 | 67 | 11     | 9 | 5                  | 5                       | 5 | 5  |
| Technical Fouls:NONE                  |                 |     |       |      |       |          |       |     |    |    |    |        |   |                    | Dead Ball Rebounds: 1-0 |   |    |

| Kentucky - 72        |                  |     |       |      |       |          |       |     |    |    |    |        |   |                    | Record: 16:7 (7:3)      |   |   |
|----------------------|------------------|-----|-------|------|-------|----------|-------|-----|----|----|----|--------|---|--------------------|-------------------------|---|---|
| NO.                  | Name             | Min | FG    | 3P   | FT    | Rebounds | Fouls | TP  | AS | TO | ST | Blocks | ± | Shooting By Period |                         |   |   |
|                      |                  |     | M/A   | M/A  | M/A   | Off      | Def   | Tot |    |    |    |        |   | 1st                |                         |   |   |
| 9                    | Jacob Toppin     | F   | 35:01 | 8:16 | 1:2   | 0:1      | 2     | 8   | 10 | 3  | 3  | 17     | 1 | 1                  | 0                       | 1 | 2 |
| 24                   | Chris Livingston | F   | 18:56 | 1:2  | 0:1   | 2:2      | 1     | 1   | 2  | 2  | 1  | 4      | 0 | 0                  | 0                       | 0 | 0 |
| 34                   | Oscar Tshiebwe   | F   | 34:07 | 2:14 | 0:0   | 0:0      | 7     | 8   | 15 | 5  | 1  | 4      | 3 | 3                  | 1                       | 0 | 3 |
| 1                    | CJ Fredrick      | G   | 35:32 | 4:10 | 3:6   | 1:1      | 0     | 1   | 1  | 1  | 2  | 12     | 1 | 2                  | 0                       | 0 | 3 |
| 22                   | Cason Wallace    | G   | 27:15 | 7:10 | 1:1   | 5:5      | 0     | 3   | 3  | 1  | 4  | 20     | 2 | 3                  | 1                       | 3 | 1 |
| 2                    | Salvir Wheeler   | F   | 25:34 | 4:5  | 0:1   | 0:0      | 1     | 1   | 2  | 1  | 1  | 8      | 3 | 0                  | 2                       | 0 | 1 |
| 12                   | Antonio Reeves   | F   | 18:31 | 2:5  | 0:0   | 0:0      | 0     | 1   | 1  | 0  | 4  | 0      | 0 | 0                  | 1                       | 0 | 4 |
| 4                    | Damion Collins   | F   | 05:04 | 0:0  | 0:0   | 3:4      | 0     | 1   | 1  | 0  | 2  | 3      | 0 | 0                  | 1                       | 0 | 0 |
| Team                 |                  |     |       |      |       | 2        | 1     | 3   |    |    |    |        |   |                    |                         |   |   |
| Totals               |                  |     | 28:42 | 5:11 | 11:13 | 13       | 25    | 38  | 14 | 14 | 72 | 10     | 9 | 6                  | 5                       | 5 | 5 |
| Technical Fouls:NONE |                  |     |       |      |       |          |       |     |    |    |    |        |   |                    | Dead Ball Rebounds: 1-0 |   |   |

| Biggest lead               |  | FLA                       | UKY                      |
|----------------------------|--|---------------------------|--------------------------|
| 0 (11 <sup>th</sup> 20:00) |  | 14 (2 <sup>nd</sup> 8:19) |                          |
| Best Scoring Run           |  | 7 (2 <sup>nd</sup> 5:24)  | 7 (1 <sup>st</sup> 7:48) |
| Lead Changes               |  | 0                         | 0                        |
| Times Tied                 |  | 0                         | 0                        |
| Time with Lead             |  | 00:00                     | 39:14                    |

| Points from   |  | FLA | UKY |
|---------------|--|-----|-----|
| Turnovers     |  | 7   | 14  |
| Paint         |  | 32  | 36  |
| Second Chance |  | 8   | 15  |
| Fast Breaks   |  | 0   | 14  |
| Bench         |  | 5   | 15  |

### Dan Issel on Mike Pratt's jersey retirement ...

"On behalf of all of the great players that have played this game here, especially those who preceded Mike in the rafters, I just say: Michael Pratt, you made it, my friend. You made it."

## 2022-23 Top Performances

| Category (Individuals) | Kentucky   | Opponents  |
|------------------------|--|--|
| Points                 | 37 by Oscar Tshiebwe vs. GEORGIA (1/17/23)                   | 30 by Kobe Brown at Missouri (12/28/22)              |
| Rebounds               | 24 by Oscar Tshiebwe vs. GEORGIA (1/17/23)                   | 14 by Julian Strawther at Gonzaga (11/20/22)         |
| Assists                | 11 by Sahvir Wheeler vs. DUQUESNE (11/11/22)                 | 9 by A.J. Hoggard vs. Michigan State (11/15/22)      |
| Steals                 | 8 by Cason Wallace vs. Michigan State (11/15/22)             | 6 by Mark Sears at Alabama (1/7/23)                  |
| Blocks                 | 4 (3x), last by Oscar Tshiebwe vs. Michigan State (11/15/22) | 3 (2x), last by Colin Castleton vs. FLORIDA (2/4/23) |
| FG Made                | 13 by Oscar Tshiebwe vs. YALE (12/10/22)                     | 10 (2x), last by Kobe Brown at Missouri (12/28/22)   |
| FG Attempts            | 20 by Oscar Tshiebwe vs. GEORGIA (1/17/23)                   | 22 by Hunter Dickinson vs. Michigan (12/4/22)        |
| 3-FG Made              | 6 (2x), last by Antonio Reeves at Ole Miss (1/31/23)         | 6 by Meechie Johnson vs. South Carolina (1/10/23)    |
| 3-FG Attempted         | 13 by Cason Wallace at Missouri (12/28/22)                   | 13 by Adam Miller vs. LSU (1/3/23)                   |
| FT Made                | 13 by Oscar Tshiebwe vs. GEORGIA (1/17/23)                   | 8 by El Ellis vs. Louisville (12/31/22)              |
| FT Attempted           | 18 by Oscar Tshiebwe vs. GEORGIA (1/17/23)                   | 10 by El Ellis vs. Louisville (12/31/22)             |

| Category (Team) | Kentucky                                 | Opponents                                  |
|-----------------|--|--|
| Points          | 106, vs. SOUTH CAROLINA STATE (11/17/22) | 89, at Missouri (12/28/22)                 |
| Rebounds        | 50, vs. NORTH FLORIDA (11/23/22)         | 45, vs. Michigan State (11/15/22)          |
| Assists         | 25, vs. SOUTH CAROLINA STATE (11/17/22)  | 19, vs. Michigan State (11/15/22)          |
| Steals          | 12, vs. Michigan State (11/15/22)        | 11, vs. UCLA (12/17/22)                    |
| Blocks          | 11, vs. DUQUESNE (11/11/22)              | 6 at Alabama (1/7/23)                      |
| FG Made         | 39, vs. SOUTH CAROLINA STATE (11/17/22)  | 31, (2x) last by KANSAS (1/28/23)          |
| FG Attempts     | 73, (2x) last at Alabama (1/7/23)        | 69, vs. Michigan State (11/15/22)          |
| 3-FG Made       | 13, vs. FLORIDA A&M (12/21/22)           | 11 (2x), last vs. South Carolina (1/10/23) |
| 3-FG Attempted  | 32, TEXAS A&M (1/21/23)                  | 28, vs. BELLARMINE (11/29/22)              |
| FT Made         | 23, vs. GEORGIA (1/17/23)                | 23 (2x), last at Missouri (12/28/22)       |
| FT Attempted    | 30, vs. GEORGIA (1/17/23)                | 28, at Missouri (12/28/22)                 |

## Kentucky 72, Florida 67

On a night when its primary scorers were failing to put points on the board, Kentucky needed some alternative form of offense in its Southeastern Conference showdown against Florida on Saturday.

Enter CJ Fredrick, Jacob Toppin and Cason Wallace. With both Antonio Reeves and Oscar Tshiebwe struggling to get buckets, the trio of Fredrick, Toppin and Wallace stepped up. And it was those three players who led the Cats past the Gators 72-67.

Wallace made seven of 10 from the floor, including his only three-pointer, and five of five from the line to score a team-high 20 points.

Meanwhile, Toppin continued to be one of the team's most reliable scorers of late. The senior posted double figures in scoring for the sixth straight game, notching 17 points. He also grabbed 10 rebounds to notch his third double-double in the last six contests.

Fredrick, who has struggled from the field of late, found his shooting touch on this night. The Cincinnati native hit three of six from behind the arc on his way to 12 points in the game.

The Cats did it with defense early in the game. The Cats held the Gators to two of their first 15 from the floor in the first half with seven turnovers.

Kentucky (16-7, 7-3 SEC) didn't have much more luck, but the Cats were able to forge a 33-22 lead at the break. The 22 points were the fewest UK has given up to any SEC opponent in a half this season.

In the second half, the Gators clawed their way back into the game, using an 11-2 run to get within five points with 3:36 to go. Florida would eventually get within three, 70-67, before Wallace sealed the game with a pair of free throws with 13 seconds to play.

Florida (13-10, 6-4) got a game-high 25 points from Colin Castleton.

### Game Notes

- Kentucky scored the game's first five points and never trailed in the game, but the Wildcats didn't put it away until the final seconds.
- Kentucky's six-game SEC win streak is the longest since an eight-game league skein in 2020.
- Kentucky has allowed 71 points or fewer in seven consecutive SEC regular-season games for the first time since the 2014-15 team did it 12 games in a row.
- Kentucky led by as many as 14 points and the Wildcats are 323-13 (96.1%) under Calipari when leading the opponent by at least 10 points at any time during the game.
- Cason Wallace led the Wildcats with 20 points, most this season against an SEC opponent. He scored 10 of UK's final 16 points, including both ends of a 1-and-1 with 13 seconds left that iced the verdict.
- He also had a career-high three blocked shots.
- Jacob Toppin tallied 17 points and 10 rebounds, his fifth double-double of the season. It's also his sixth-straight game in double-figure scoring.
- CJ Fredrick tallied 12 points, making 3 of 6 from long range.
- It was his sixth game this season with at least three 3-pointers.
- He has 10 double-figure scoring games this season, four of which have come in the current six-game SEC win streak.
- Oscar Tshiebwe had a tough night shooting with only four points, but he didn't let that affect his boardwork as he amassed a game-high 15 rebounds.
- Although only in his second season at Kentucky, he became the 11th player in UK history to surpass 800 rebounds and now how 801 as a Wildcat.

# KENTUCKY BY THE NUMBERS

| Date  | Opponent                              | Result                  | Points                        | Rebounds                   | Assists                      | Steals                       | Blocks                         |
|-------|---------------------------------------|-------------------------|-------------------------------|----------------------------|------------------------------|------------------------------|--------------------------------|
| N. 7  | <b>HOWARD</b>                         | W, 95-63                | Reeves - 22 <sup>^</sup>      | Toppin - 11 <sup>^</sup>   | Wallace - 9 <sup>^</sup>     | Ware - 4 <sup>^</sup>        | Onyenso - 4 <sup>^</sup>       |
| N. 11 | <b>DUQUESNE</b> <sup>1</sup>          | W, 77-52                | Reeves - 18 <sup>^</sup>      | Onyenso - 10 <sup>^</sup>  | Wheeler - 11 <sup>^</sup>    | Three players - 2            | Ware - 4 <sup>^</sup>          |
| N. 15 | vs. Michigan State <sup>2</sup>       | L, 86-77 <sup>20T</sup> | Tshiebwe - 22                 | Tshiebwe - 18 <sup>^</sup> | Wheeler - 8                  | Wallace - 8 <sup>^</sup>     | Tshiebwe - 4 <sup>^</sup>      |
| N. 17 | <b>S. CAROLINA STATE</b> <sup>1</sup> | W, 106-63               | Fredrick - 17 <sup>^</sup>    | Toppin - 9 <sup>^</sup>    | Wheeler - 10 <sup>^</sup>    | Fredrick - 4 <sup>^</sup>    | Onyenso - 3 <sup>^</sup>       |
| N. 20 | at Gonzaga                            | L, 88-72                | Tshiebwe - 20                 | Tshiebwe - 15 <sup>^</sup> | Wheeler - 4 <sup>^</sup>     | Wallace - 4 <sup>^</sup>     | n/a                            |
| N. 23 | <b>NORTH FLORIDA</b> <sup>1</sup>     | W, 96-56                | Two players - 20 <sup>^</sup> | Tshiebwe - 15 <sup>^</sup> | Wallace - 6 <sup>^</sup>     | Tshiebwe - 3 <sup>^</sup>    | Onyenso - 3 <sup>^</sup>       |
| N. 29 | <b>BELLARMINE</b>                     | W, 60-41                | Reeves - 18 <sup>^</sup>      | Tshiebwe - 12 <sup>^</sup> | Wheeler - 6 <sup>^</sup>     | Two players - 2 <sup>^</sup> | Tshiebwe - 3 <sup>^</sup>      |
| D. 4  | vs. Michigan <sup>3</sup>             | W, 73-69                | Two players - 14              | Tshiebwe - 14 <sup>^</sup> | Wheeler - 7 <sup>^</sup>     | Three players - 1            | Onyenso - 2                    |
| D. 10 | <b>YALE</b>                           | W, 69-59                | Tshiebwe - 28 <sup>^</sup>    | Tshiebwe - 12 <sup>^</sup> | Toppin - 4 <sup>^</sup>      | Two players - 2 <sup>^</sup> | Tshiebwe - 2 <sup>^</sup>      |
| D. 17 | vs. UCLA <sup>4</sup>                 | L, 63-53                | Livingston - 14               | Tshiebwe - 16 <sup>^</sup> | Wheeler - 6 <sup>^</sup>     | Two players - 2              | Tshiebwe - 3 <sup>^</sup>      |
| D. 21 | <b>FLORIDA A&amp;M</b> <sup>5</sup>   | W, 88-68                | Wallace - 27 <sup>^</sup>     | Tshiebwe - 8 <sup>^</sup>  | Wallace - 9 <sup>^</sup>     | Wallace - 4 <sup>^</sup>     | Toppin - 1 <sup>^</sup>        |
| D. 28 | at Missouri*                          | L, 89-75                | Tshiebwe - 23                 | Tshiebwe - 19 <sup>^</sup> | Wheeler - 8 <sup>^</sup>     | Two players - 2 <sup>^</sup> | Wallace - 1                    |
| D. 31 | <b>LOUISVILLE</b>                     | W, 86-63                | Two players - 24 <sup>^</sup> | Tshiebwe - 14 <sup>^</sup> | Wheeler - 9 <sup>^</sup>     | Three players - 2            | Reeves - 1 <sup>^</sup>        |
| J. 3  | <b>LSU</b> *                          | W, 74-71                | Toppin - 21                   | Tshiebwe - 16 <sup>^</sup> | Wheeler - 9 <sup>^</sup>     | Two players - 1 <sup>^</sup> | Three players - 1 <sup>^</sup> |
| J. 7  | at Alabama*                           | L, 78-52                | Reeves - 20 <sup>^</sup>      | Two players - 6            | Two players - 3              | Four players - 1             | Toppin - 2 <sup>^</sup>        |
| J. 10 | <b>SOUTH CAROLINA</b> *               | L, 71-68                | Tshiebwe - 19                 | Tshiebwe - 12 <sup>^</sup> | Wheeler - 3                  | Tshiebwe - 3 <sup>^</sup>    | Collins - 3 <sup>^</sup>       |
| J. 14 | at Tennessee*                         | W, 63-56                | Reeves - 18                   | Tshiebwe - 13 <sup>^</sup> | Wallace - 6                  | Two players - 2              | Livingston - 1 <sup>^</sup>    |
| J. 17 | <b>GEORGIA</b> *                      | W, 85-71                | Tshiebwe - 37 <sup>^</sup>    | Tshiebwe - 24 <sup>^</sup> | Toppin - 4 <sup>^</sup>      | Tshiebwe - 3 <sup>^</sup>    | Toppin - 2 <sup>^</sup>        |
| J. 21 | <b>TEXAS A&amp;M</b> *                | W, 76-67                | Reeves - 23 <sup>^</sup>      | Tshiebwe - 17 <sup>^</sup> | Wallace - 4                  | Two players - 2              | Wallace - 2 <sup>^</sup>       |
| J. 24 | at Vanderbilt*                        | W, 69-53                | Reeves - 16 <sup>^</sup>      | Tshiebwe - 13 <sup>^</sup> | Two players - 5 <sup>^</sup> | Four players - 1             | Toppin - 2 <sup>^</sup>        |
| J. 28 | <b>KANSAS</b> <sup>6</sup>            | L, 77-68                | Tshiebwe - 18                 | Tshiebwe - 9               | Wallace - 5                  | Wallace - 5 <sup>^</sup>     | Three players - 1 <sup>^</sup> |
| J. 31 | at Ole Miss*                          | W, 75-66                | Reeves - 27 <sup>^</sup>      | Tshiebwe - 11 <sup>^</sup> | Wheeler - 9 <sup>^</sup>     | Tshiebwe - 3 <sup>^</sup>    | Thiero - 1 <sup>^</sup>        |
| F. 4  | <b>FLORIDA</b> *                      | W, 72-67                | Wallace - 20                  | Tshiebwe - 15 <sup>^</sup> | Two players - 3              | Wheeler - 2 <sup>^</sup>     | Wallace - 3 <sup>^</sup>       |
| F. 7  | <b>ARKANSAS</b> *                     |                         |                               |                            |                              |                              |                                |
| F. 11 | at Georgia*                           |                         |                               |                            |                              |                              |                                |
| F. 15 | at Mississippi State*                 |                         |                               |                            |                              |                              |                                |
| F. 18 | <b>TENNESSEE</b> *                    |                         |                               |                            |                              |                              |                                |
| F. 22 | at Florida*                           |                         |                               |                            |                              |                              |                                |
| F. 25 | <b>AUBURN</b> *                       |                         |                               |                            |                              |                              |                                |
| M. 1  | <b>VANDERBILT</b> *                   |                         |                               |                            |                              |                              |                                |
| M. 4  | at Arkansas*                          |                         |                               |                            |                              |                              |                                |

All home games in **BOLD CAPS**

\*SEC game, ^game high

- 1 - Tribute Classic (Rupp Arena | Lexington, Ky.)
- 2 - Champions Classic (Gainbridge Fieldhouse | Indianapolis)
- 3 - Basketball Hall of Fame Showcase (O2 Arena | London)
- 4 - CBS Sports Classic (Madison Square Garden | New York)
- 5 - Unity Series (Rupp Arena | Lexington, Ky.)
- 6 - SEC/Big 12 Challenge (Rupp Arena | Lexington, Ky.)

## Times Led

Reeves - 9  
Tshiebwe - 8  
Toppin - 4  
Wallace - 3  
Fredrick - 1  
Livingston - 1

## Times Led

Tshiebwe - 20  
Toppin - 3  
Onyenso - 1

## Times Led

Wheeler - 15  
Wallace - 7  
Toppin - 2  
Fredrick - 1  
Tshiebwe - 1

## Times Led

Wallace - 13  
Tshiebwe - 12  
Wheeler - 7  
Toppin - 3  
Fredrick - 3  
Thiero - 2  
Collins - 1  
Ware - 1

## Times Led

Tshiebwe - 6  
Wallace - 5  
Onyenso - 4  
Toppin - 4  
Collins - 2  
Livingston - 2  
Reeves - 1  
Thiero - 1  
Ware - 1

## Comparing the Calipari Era

A look at the statistics throughout the John Calipari era through 23 games ...

| Year    | FG%  | Opp. FG% | 3-Pt. FG% | FT%  | RPG  | Assists | T.Os. | Blocks | Steals | Points | PPG  | Record |
|---------|------|----------|-----------|------|------|---------|-------|--------|--------|--------|------|--------|
| 2022-23 | .459 | .426     | .368      | .694 | 38.6 | 369     | 261   | 94     | 155    | 1,729  | 75.2 | 16-7   |
| 2021-22 | .489 | .403     | .353      | .731 | 41.2 | 386     | 276   | 105    | 166    | 1,868  | 81.2 | 19-4   |
| 2020-21 | .413 | .411     | .322      | .734 | 38.0 | 278     | 327   | 141    | 145    | 1,596  | 69.7 | 8-15   |
| 2019-20 | .463 | .385     | .324      | .787 | 37.7 | 323     | 295   | 113    | 119    | 1,732  | 75.3 | 18-5   |
| 2018-19 | .477 | .406     | .357      | .748 | 39.0 | 326     | 300   | 116    | 155    | 1,810  | 78.7 | 20-3   |
| 2017-18 | .468 | .407     | .335      | .692 | 39.1 | 314     | 319   | 120    | 138    | 1,767  | 76.8 | 17-6   |
| 2016-17 | .487 | .426     | .357      | .688 | 40.3 | 391     | 274   | 136    | 146    | 2,074  | 90.2 | 18-5   |
| 2015-16 | .474 | .404     | .333      | .670 | 39.1 | 321     | 282   | 131    | 141    | 1,799  | 78.2 | 17-6   |
| 2014-15 | .461 | .336     | .353      | .700 | 38.3 | 348     | 255   | 162    | 167    | 1,693  | 73.6 | 23-0   |
| 2013-14 | .475 | .397     | .319      | .678 | 41.6 | 280     | 279   | 157    | 109    | 1,828  | 79.5 | 18-5   |
| 2012-13 | .488 | .378     | .362      | .648 | 39.2 | 338     | 304   | 176    | 147    | 1,749  | 76.0 | 17-6   |
| 2011-12 | .485 | .360     | .367      | .714 | 39.8 | 303     | 288   | 215    | 155    | 1,790  | 77.8 | 22-1   |
| 2010-11 | .459 | .384     | .404      | .709 | 39.1 | 301     | 266   | 151    | 137    | 1,769  | 76.9 | 17-6   |
| 2009-10 | .489 | .381     | .386      | .686 | 42.3 | 369     | 352   | 165    | 170    | 1,893  | 82.3 | 22-1   |



# MISCELLANEOUS STATS

## Game Leaders

| No. | Name             | Points | Rebounds | Blocks | Assists | Steals  | 10+ Pts | 20+ Pts | 10+ Rebs | 3+ Assts | 3+ Blks | 3+ Stls | 3+ 3s   | Double-Double |
|-----|------------------|--------|----------|--------|---------|---------|---------|---------|----------|----------|---------|---------|---------|---------------|
| 0   | Jacob Toppin*    | 4 (4)  | 3 (5)    | 4 (13) | 2 (5)   | 3 (6)   | 14 (30) | 3 (3)   | 4 (4)    | 7 (12)   | 0 (2)   | 0 (1)   | 0 (1)   | 5 (5)         |
| 1   | CJ Fredrick*     | 1 (5)  | 0 (0)    | 0 (3)  | 1 (6)   | 3 (10)  | 10 (29) | 1 (6)   | 0 (0)    | 5 (26)   | 0 (0)   | 1 (1)   | 6 (18)  | 0 (0)         |
| 2   | Sahvir Wheeler   | 0 (10) | 0 (2)    | 0 (2)  | 15 (88) | 7 (29)  | 9 (58)  | 0 (6)   | 0 (1)    | 18 (95)  | 0 (0)   | 0 (12)  | 1 (3)   | 1 (11)        |
| 3   | Adou Thiero      | 0 (0)  | 0 (0)    | 1 (1)  | 0 (0)   | 2 (2)   | 0 (0)   | 0 (0)   | 0 (0)    | 0 (0)    | 0 (0)   | 0 (0)   | 0 (0)   | 0 (0)         |
| 4   | Daimion Collins  | 0 (0)  | 0 (1)    | 2 (9)  | 0 (0)   | 1 (1)   | 0 (3)   | 0 (0)   | 0 (0)    | 1 (4)    | 0 (0)   | 0 (0)   | 0 (0)   | 0 (0)         |
| 12  | Antonio Reeves*  | 9 (43) | 0 (6)    | 1 (6)  | 0 (8)   | 0 (22)  | 17 (77) | 5 (26)  | 0 (1)    | 3 (17)   | 0 (1)   | 0 (5)   | 10 (31) | 0 (1)         |
| 13  | Grant Darbyshire | 0 (0)  | 0 (0)    | 0 (0)  | 0 (0)   | 0 (0)   | 0 (0)   | 0 (0)   | 0 (0)    | 0 (0)    | 0 (0)   | 0 (0)   | 0 (0)   | 0 (0)         |
| 14  | Brennan Canada   | 0 (0)  | 0 (0)    | 0 (1)  | 0 (0)   | 0 (0)   | 0 (0)   | 0 (0)   | 0 (0)    | 0 (0)    | 0 (0)   | 0 (0)   | 0 (0)   | 0 (0)         |
| 21  | Walker Horn      | 0 (0)  | 0 (0)    | 0 (0)  | 0 (0)   | 0 (0)   | 0 (0)   | 0 (0)   | 0 (0)    | 0 (0)    | 0 (0)   | 0 (0)   | 0 (0)   | 0 (0)         |
| 22  | Cason Wallace    | 3 (3)  | 0 (0)    | 4 (4)  | 7 (7)   | 13 (13) | 14 (14) | 2 (2)   | 0 (0)    | 13 (13)  | 1 (1)   | 4 (4)   | 3 (3)   | 0 (0)         |
| 24  | Chris Livingston | 1 (1)  | 0 (0)    | 2 (2)  | 0 (0)   | 0 (0)   | 2 (2)   | 0 (0)   | 0 (0)    | 0 (0)    | 0 (0)   | 0 (0)   | 0 (0)   | 0 (0)         |
| 25  | Kareem Watkins   | 0 (0)  | 0 (0)    | 0 (0)  | 0 (0)   | 0 (0)   | 0 (0)   | 0 (0)   | 0 (0)    | 0 (0)    | 0 (0)   | 0 (0)   | 0 (0)   | 0 (0)         |
| 33  | Ugonna Onyenso   | 0 (0)  | 1 (1)    | 4 (4)  | 0 (0)   | 0 (0)   | 0 (0)   | 0 (0)   | 1 (1)    | 0 (0)    | 4 (4)   | 0 (0)   | 0 (0)   | 0 (0)         |
| 34  | Oscar Tshiebwe*  | 8 (34) | 20 (73)  | 6 (38) | 1 (2)   | 12 (49) | 15 (69) | 6 (20)  | 17 (64)  | 3 (7)    | 3 (15)  | 4 (17)  | 0 (0)   | 13 (53)       |
| 55  | Lance Ware       | 0 (0)  | 0 (2)    | 1 (7)  | 0 (0)   | 1 (3)   | 1 (1)   | 0 (0)   | 0 (2)    | 2 (3)    | 1 (2)   | 1 (1)   | 0 (0)   | 0 (0)         |

Career total in (parentheses); \*Includes pre-UK career

## Games With ...

### Starting Lineups

| Guard   | Guard    | G/F        | Forward | Forward  | Games | W-L |
|---------|----------|------------|---------|----------|-------|-----|
| Wallace | Fredrick | Livingston | Toppin  | Tshiebwe | 6     | 5-1 |
| Wheeler | Wallace  | Reeves     | Toppin  | Tshiebwe | 5     | 4-1 |
| Wallace | Fredrick | Livingston | Toppin  | Ware     | 3     | 2-1 |
| Wheeler | Wallace  | Livingston | Toppin  | Tshiebwe | 3     | 2-1 |
| Wheeler | Wallace  | Livingston | Ware    | Tshiebwe | 2     | 1-1 |
| Wheeler | Wallace  | Fredrick   | Toppin  | Ware     | 1     | 1-0 |
| Wheeler | Wallace  | Fredrick   | Toppin  | Tshiebwe | 1     | 0-1 |
| Wheeler | Wallace  | Livingston | Collins | Tshiebwe | 1     | 0-1 |
| Wheeler | Fredrick | Livingston | Toppin  | Tshiebwe | 1     | 1-0 |

| Starter          | Games Started | Wins | Losses |
|------------------|---------------|------|--------|
| Cason Wallace    | 22            | 15   | 7      |
| Jacob Toppin     | 20            | 15   | 5      |
| Oscar Tshiebwe   | 19            | 13   | 6      |
| Chris Livingston | 16            | 11   | 5      |
| Sahvir Wheeler   | 14            | 9    | 5      |
| CJ Fredrick      | 12            | 9    | 3      |
| Lance Ware       | 6             | 4    | 2      |
| Antonio Reeves   | 5             | 4    | 1      |
| Daimion Collins  | 1             | 0    | 1      |

### Streaks

|                                   |        |
|-----------------------------------|--------|
| Overall                           | Won 2  |
| Unranked AP teams anywhere        | Won 5  |
| Ranked AP teams anywhere          | Lost 1 |
| Home                              | Won 1  |
| Home AP ranked teams              | Lost 1 |
| Home AP unranked teams            | Won 3  |
| Home SEC                          | Won 3  |
| Home nonconference                | Lost 1 |
| Home AP ranked SEC                | Won 2  |
| Home AP unranked SEC              | Won 3  |
| Home AP ranked nonconference      | Lost 1 |
| Home AP unranked nonconference    | Won 17 |
| Road                              | Won 3  |
| Road AP ranked teams              | Won 1  |
| Road AP unranked teams            | Won 2  |
| Road SEC                          | Won 3  |
| Road nonconference                | Lost 1 |
| Road AP ranked SEC                | Won 1  |
| Road AP unranked SEC              | Won 2  |
| Road AP ranked nonconference      | Lost 1 |
| Road AP unranked nonconference    | Lost 2 |
| Neutral                           | Lost 1 |
| Neutral AP ranked teams           | Lost 6 |
| Neutral AP unranked teams         | Won 1  |
| Neutral SEC                       | Lost 1 |
| Neutral nonconference             | Lost 1 |
| Neutral AP ranked SEC             | Lost 3 |
| Neutral AP unranked SEC           | Won 1  |
| Neutral AP ranked nonconference   | Lost 5 |
| Neutral AP unranked nonconference | Won 1  |

### Miscellaneous

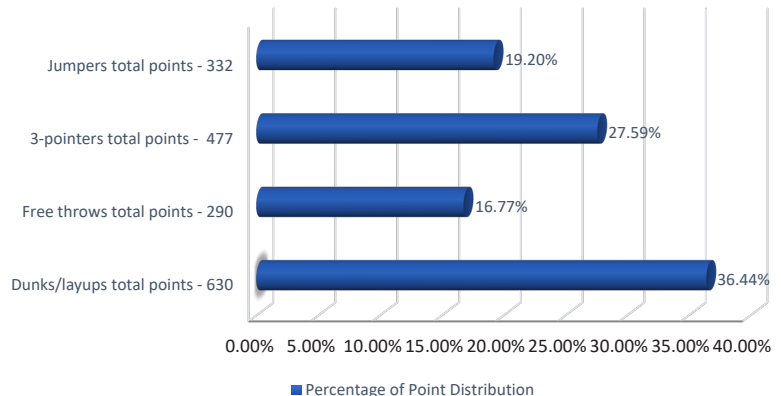
|                               |                         |
|-------------------------------|-------------------------|
| <b>Charges Drawn</b>          | Jacob Toppin - 6        |
|                               | CJ Fredrick - 2         |
|                               | Adou Thiero - 2         |
|                               | Oscar Tshiebwe - 1      |
|                               | Sahvir Wheeler - 1      |
| <b>First Sub</b>              | Antonio Reeves - 13     |
|                               | Daimion Collins - 6     |
|                               | CJ Fredrick - 5         |
|                               | Chris Livingston - 4    |
|                               | Lance Ware - 3          |
|                               | Sahvir Wheeler - 3      |
|                               | Jacob Toppin - 2        |
|                               | Ugonna Onyenso - 1      |
|                               | Oscar Tshiebwe - 1      |
| <b>5-Second Violations</b>    | Forced by Kentucky - 2  |
|                               | Forced by Opponent - 1  |
| <b>10-Second Violations</b>   | Forced by Kentucky - 1  |
|                               | Forced by Opponent - 0  |
| <b>Shot-Clock Violations</b>  | Forced by Kentucky - 17 |
|                               | Forced by Opponent - 14 |
| <b>Tipoffs (including OT)</b> | Won by Kentucky - 14    |
|                               | Won by Opponent - 11    |
| <b>3-Point Plays</b>          | Oscar Tshiebwe - 8      |
|                               | Antonio Reeves - 4      |
|                               | Cason Wallace - 3       |
|                               | CJ Fredrick - 2         |
|                               | Jacob Toppin - 2        |
|                               | Daimion Collins - 1     |
|                               | Adou Thiero - 1         |
|                               | Lance Ware - 1          |
|                               | Sahvir Wheeler - 1      |

|  |                       |
|--|-----------------------|
| <b>Active Consecutive Made Kentucky Starts</b>               | Cason Wallace - 22    |
|  | Oscar Tshiebwe - 19   |
|  | Chris Livingston - 13 |
|  | Jacob Toppin - 10     |
|  | CJ Fredrick - 7       |
| <b>Active Consecutive Made Kentucky Free Throws</b>          | Antonio Reeves - 21   |
|  | Chris Livingston - 9  |
|  | Cason Wallace - 9     |
|  | CJ Fredrick - 7       |
|  | Daimion Collins - 3   |
|  | Ugonna Onyenso - 3    |
|  | Oscar Tshiebwe - 3    |
|  | Adou Thiero - 1       |
| <b>Active Consecutive Games with a 3-Pointer at Kentucky</b> | Cason Wallace - 5     |
|  | CJ Fredrick - 1       |
|  | Jacob Toppin - 1      |

### Kentucky's Record When ...

| KENTUCKY RECORD               | ALL  | SEC | KENTUCKY RECORD                    | ALL  | SEC |
|-------------------------------|------|-----|------------------------------------|------|-----|
| Leading at halftime:          | 12-0 | 4-0 | On CBS:                            | 1-1  | 0-0 |
| Tied at the half:             | 2-0  | 1-0 | On ABC:                            | 1-0  | 0-0 |
| Trailing at halftime:         | 2-7  | 2-3 | On ESPN/ESPN2/ESPNU:               | 6-5  | 6-2 |
| Shoot 50% or better:          | 7-1  | 2-1 | On SEC Network:                    | 6-1  | 1-1 |
| Shoot less than 50%:          | 9-6  | 5-2 | On ESPN+/SEC Network+:             | 2-0  | 0-0 |
| Shoot higher % than opp.:     | 13-1 | 4-1 | vs. SEC at home:                   | 4-1  | 4-1 |
| Shoot lower % than opp.:      | 3-6  | 3-2 | vs. SEC on road:                   | 3-2  | 3-2 |
| Opp. shoot worse than 40%:    | 7-0  | 1-0 | Games vs. AP ranked opp.:          | 1-3  | 1-0 |
| Opp. shoot 40% or higher:     | 9-7  | 6-3 | Games following a loss:            | 6-1  | 2-1 |
| Score less than 60 points:    | 0-2  | 0-1 | Games following a win:             | 9-6  | 5-2 |
| Score 60-69 points:           | 4-2  | 2-1 | More points in the paint:          | 12-2 | 4-1 |
| Score 70-79 points:           | 6-3  | 4-1 | Fewer or same points in the paint: | 4-5  | 3-2 |
| Score 80-89 points:           | 3-0  | 1-0 | More bench points than opp.:       | 10-6 | 4-2 |
| Score 90-99 points:           | 2-0  | 0-0 | Fewer or same bench pts.:          | 6-1  | 3-1 |
| Score 100+ points:            | 1-0  | 0-0 | More second-chance points:         | 14-5 | 6-3 |
| Opp. score less than 60 pts.: | 6-0  | 2-0 | Fewer or same second-chance pts.:  | 2-2  | 1-0 |
| Opp. score 60-69 pts.:        | 8-1  | 3-0 | More points off TOs:               | 9-2  | 2-1 |
| Opp. score 70-79 pts.:        | 2-3  | 2-2 | Fewer or same points off TOs:      | 7-5  | 5-2 |
| Opp. score 80-89 points:      | 0-3  | 0-1 | On Monday:                         | 1-0  | 0-0 |
| Opp. score 90-99 points:      | 0-0  | 0-0 | On Tuesday:                        | 5-2  | 4-1 |
| Opp. score 100+ points:       | 0-0  | 0-0 | On Wednesday:                      | 2-1  | 0-1 |
| Outrebounded opponent:        | 16-2 | 7-2 | On Thursday:                       | 1-0  | 0-0 |
| Outrebounded by opponent:     | 0-5  | 0-1 | On Friday:                         | 1-0  | 0-0 |
| Equal number of rebounds:     | 0-0  | 0-0 | On Saturday:                       | 5-3  | 3-1 |
| Fewer turnovers than opp.:    | 8-3  | 3-1 | On Sunday:                         | 1-1  | 0-0 |
| Same turnovers as opp.:       | 1-0  | 1-0 | In November:                       | 5-2  | 0-0 |
| More turnovers than opp.:     | 7-4  | 3-2 | In December:                       | 4-2  | 0-1 |
| Make 8 or more 3-pointers:    | 7-1  | 1-1 | In January:                        | 6-3  | 6-2 |
| Make 7 or fewer 3-pointers:   | 9-6  | 6-2 | In February:                       | 1-0  | 1-0 |
| Games decided by 5 or fewer:  | 3-1  | 2-1 | In March:                          | 0-0  | 0-0 |
| Overtime games:               | 0-1  | 0-0 | In April:                          | 0-0  | 0-0 |

### How the Cats are Scoring



### Dunk Tracker

| Player           | Dunks in 2022-23 | Dunks in Career |
|------------------|------------------|-----------------|
| Oscar Tshiebwe   | 26               | 107             |
| Jacob Toppin     | 22               | 76              |
| Daimion Collins  | 6                | 28              |
| Lance Ware       | 11               | 24              |
| Antonio Reeves   | 2                | 17              |
| Cason Wallace    | 8                | 8               |
| Chris Livingston | 4                | 4               |
| Ugonna Onyenso   | 4                | 4               |
| Adou Thiero      | 1                | 1               |

### Fast Facts

|                         |       |
|-------------------------|-------|
| Shooting Percentage     | .459  |
| Avg. Assists Per Game   | 16.0  |
| Points Off Turnovers    | 13.1  |
| Second-Chance Points    | 13.5  |
| Points in the Paint     | 32.3  |
| Fast Break Points       | 10.7  |
| Bench Points            | 21.9  |
| Points Per Possession   | 1.118 |
| Avg. Time of Possession | 17.5  |

### First Points of the Game

| Player           | Dunk/Layup | Jumper | 3PT | FT |
|------------------|------------|--------|-----|----|
| CJ Fredrick      |            |        | 3   |    |
| Antonio Reeves   | 1          | 1      |     |    |
| Chris Livingston |            | 1      | 2   |    |
| Jacob Toppin     | 2          | 3      |     | 1  |
| Oscar Tshiebwe   | 2          | 2      |     |    |
| Cason Wallace    | 1          | 3      | 1   |    |



# THE LAST TIME UK ...

## INDIVIDUALS

### SCORING

**Scored 25 points:** Antonio Reeves (27) at Ole Miss, 1/31/23  
**Scored 30 points:** Oscar Tshiebwe (37) vs. GEORGIA, 1/17/23  
**Scored 35 Points:** Oscar Tshiebwe (37) vs. GEORGIA, 1/17/23  
**Scored 40 points:** Malik Monk (47) vs. North Carolina, 12/17/16  
**Scored 45 points:** Malik Monk (47) vs. North Carolina, 12/17/16  
**Scored 50 points:** Jodie Meeks (54) at Tennessee, 1/13/09  
**Scored 55 points:** Never  
**Two players had 20 points:** Jacob Toppin (24) and Oscar Tshiebwe (24) vs. LOUISVILLE, 12/31/22  
**Three players had 20 points:** DeMarcus Cousins (27), John Wall (21), Patrick Patterson (20) vs. SAM HOUSTON STATE, 11/19/09  
**Two players had 30 points:** Patrick Patterson (33) and Jodie Meeks (32) vs. TENNESSEE STATE, 12/22/08  
**Scored 20 points in two straight games:** Jacob Toppin (2), 12/31/22 - 1/3/23  
**Scored 20 points in three straight games:** Oscar Tshiebwe (3), 11/29/21 - 12/11/21  
**Scored 20 points in four straight games:** PJ Washington (4), 2/5/19 - 2/16/19  
**Scored 20 points in five straight games:** Jamal Murray (12), 2/2/16 - 3/12/16  
**Scored 20 points in six straight games:** Jamal Murray (12), 2/2/16 - 3/12/16  
**Scored 20 points in seven straight games:** Jamal Murray (12), 2/2/16 - 3/12/16  
**Scored 20 points in eight straight games:** Jamal Murray (12), 2/2/16 - 3/12/16  
**Scored 20 points in nine straight games:** Jamal Murray (12), 2/2/16 - 3/12/16  
**Scored 20 points in 10 straight games:** Jamal Murray (12), 2/2/16 - 3/12/16  
**Scored 20 points in 11 straight games:** Jamal Murray (12), 2/2/16 - 3/12/16  
**Scored 20 points in 12 straight games:** Jamal Murray (12), 2/2/16 - 3/12/16  
**Scored 20 points in 15 straight games:** Dan Issel (18), 12/1/69 - 2/7/70  
**Scored 25 points in two straight games:** Oscar Tshiebwe (2), 1/8/22 - 1/11/22  
**Scored 25 points in three straight games:** Tayshaun Prince (3), 3/11/01-3/17/01  
**Scored 30 points in two straight games:** Jodie Meeks vs. Appalachian State (46), 12/20/08; vs. TENNESSEE STATE (32), 12/22/08  
**Scored 30 points in three straight games:** Dan Issel (6) 2/14/70 - 3/2/70  
**Scored in double figures in 10 straight games:** Oscar Tshiebwe (17), 1/19/22-11/15/22  
**Scored in double figures in 15 straight games:** Oscar Tshiebwe (17), 1/19/22-11/15/22  
**Scored in double figures in 20 straight games:** Immanuel Quickley (20), 12/28/19-3/7/20  
**Scored in double figures in 25 straight games:** Malik Monk (30), 11/11/16-2/28/17  
**Scored in double figures in 30 straight games:** Malik Monk (30), 11/11/16-2/28/17  
**Scored in double figures in 33 straight games:** Jamal Murray (34), 11/17/15 - 3/19/16  
**Scored in double figures in 34 straight games:** Jamal Murray (34), 11/17/15 - 3/19/16  
**Scored in double figures in 35 straight games:** Kenny Walker (36), 11/14/85 - 3/22/86  
**Five players scored in double figures:** Antonio Reeves (16), Oscar Tshiebwe (15), Jacob Toppin (12), CJ Fredrick (10), Cason Wallace (10) at Vanderbilt, 1/24/23  
**Six players scored in double figures:** Kellan Grady (19), Daimon Collins (14), Oscar Tshiebwe (14), Keion Brooks Jr. (13), Davion Mintz (13), TyTy Washington Jr. (10) vs. ROBERT MORRIS, 11/12/21  
**Seven players scored in double figures:** Randolph Morris (17), Kelenna Azubuike (15), Patrick Sparks (14), Chuck Hayes (12), Rajon Rondo (11), Ravi Moss (10) and Ramel Bradley (10) vs. MISSISSIPPI STATE 2/19/05  
**Four players with 15 or more points:** Antonio Reeves (22), CJ Fredrick (20), Jacob Toppin (15) and Cason Wallace (15) vs. HOWARD, 11/7/22

### DOUBLE-DOUBLES

**Double-double:** Jacob Toppin (17 points, 10 rebounds) vs. FLORIDA, 2/4/23  
**Triple-double:** Isaiah Briscoe (19 points, 11 rebounds, 10 assists) at Ole Miss, 12/29/16  
**20-10 (rebs) game:** Oscar Tshiebwe (37 points, 24 rebounds) vs. GEORGIA, 1/17/23  
**20-10 (assts) game:** De'Aaron Fox (24 points, 10 assists) vs. North Carolina, 12/17/16

**20-15 game:** Oscar Tshiebwe (37 points, 24 rebounds) vs. GEORGIA, 1/17/23  
**20-20 game:** Oscar Tshiebwe (37 points, 24 rebounds) vs. GEORGIA, 1/17/23  
**30-10 game:** Oscar Tshiebwe (37 points, 24 rebounds) vs. GEORGIA, 1/17/23  
**30-15 game:** Oscar Tshiebwe (37 points, 24 rebounds) vs. GEORGIA, 1/17/23  
**30-20 game:** Oscar Tshiebwe (37 points, 24 rebounds) vs. GEORGIA, 1/17/23  
**35-25 game:** Oscar Tshiebwe (37 points, 24 rebounds) vs. GEORGIA, 1/17/23  
**40-30 game:** Bill Spivey (40 points, 34 rebounds) vs. XAVIER, 2/13/51  
**Back-to-back 20-10 games:** Oscar Tshiebwe (23 p, 19 r) at Missouri, 12/28/22; (24 p, 14 r) vs. LOUISVILLE, 12/31/22  
**Three straight 20-10 games:** Julius Randle (23 p, 16 r) vs. UNC ASHEVILLE, 11/8/13; (22 p, 14 r) vs. NORTHERN KENTUCKY, 11/10/13; (27 p, 13 r) vs. Michigan State, 11/12/13  
**Double-double in points and rebs.:** Jacob Toppin (17 points, 10 rebounds) vs. FLORIDA, 2/4/23  
**Double-double in points and assists:** Sahvir Wheeler (11 points, 11 assists) vs. DUQUESNE, 11/11/22  
**Double-double in points and blocks:** Never  
**Double-double in points and steals:** Never  
**Double-double in two consecutive games:** Oscar Tshiebwe (3) 1/10/23-1/17/23  
**Double-double in three consecutive games:** Oscar Tshiebwe (3) 1/10/23-1/17/23  
**Double-double in four consecutive games:** Oscar Tshiebwe (17) 1/19/22-11/15/22  
**Double-double in five consecutive games:** Oscar Tshiebwe (17) 1/19/22-11/15/22  
**Double-double in 10 consecutive games:** Oscar Tshiebwe (17) 1/19/22-11/15/22  
**Double-double in 15 consecutive games:** Oscar Tshiebwe (17) 1/19/22-11/15/22  
**Two players record double-doubles:** Jacob Toppin (11 points, 11 rebounds), Oscar Tshiebwe (37 points, 24 rebounds) vs. GEORGIA, 1/17/23  
**Three players record double-doubles:** PJ Washington (20 points, 13 rebounds), Reid Travis (18 points, 12 rebounds), Keldon Johnson (15 points, 10 rebounds) vs. KANSAS, 1/26/19  
**Four players record double-doubles:** Jack Givens (30 pts, 13 rebs), Kyle Macy (16 pts, 10 assts), Mike Phillips (22 pts, 18 rebs), Rick Robey (23 pts, 13 rebs) vs. SMU 11/26/77  
**Five players record double-doubles:** Never

### FIELD GOALS

**Made 12 FG in a game:** Oscar Tshiebwe (12) vs. GEORGIA, 1/17/23  
**Made 15 FG in a game:** Malik Monk (18) vs. North Carolina, 12/17/16  
**Made 16 FG in a game:** Malik Monk (18) vs. North Carolina, 12/17/16  
**Made 17 FG in a game:** Malik Monk (18) vs. North Carolina, 12/17/16  
**Made 18 FG in a game:** Malik Monk (18) vs. North Carolina, 12/17/16  
**Made 19 FG in a game:** Dan Issel (19) at Alabama, 2/23/70  
**Made 20 FG in a game:** Dan Issel (23) at Ole Miss, 2/7/70  
**Made 21 FG in a game:** Dan Issel (23) at Ole Miss, 2/7/70  
**Made 22 FG in a game:** Dan Issel (23) at Ole Miss, 2/7/70  
**Made 23 FG in a game:** Dan Issel (23) at Ole Miss, 2/7/70  
**Made 24 FG in a game:** Never  
**Attempted 17 FG in a game:** Antonio Reeves (17) vs. TEXAS A&M, 1/21/23  
**Attempted 18 FG in a game:** Oscar Tshiebwe (20) vs. GEORGIA, 1/17/23  
**Attempted 19 FG in a game:** Oscar Tshiebwe (20) vs. GEORGIA, 1/17/23  
**Attempted 20 FG in a game:** Oscar Tshiebwe (20) vs. GEORGIA, 1/17/23  
**Attempted 25 FG in a game:** Malik Monk (28) vs. North Carolina, 12/17/16

### 3-POINTERS

**Made 5 3-pointers in a game:** Antonio Reeves (6) at Ole Miss, 1/31/23  
**Made 6 3-pointers in a game:** Antonio Reeves (6) at Ole Miss, 1/31/23  
**Made 7 3-pointers in a game:** Kellan Grady (7) vs. ALABAMA, 2/19/22  
**Made 8 3-pointers in a game:** Immanuel Quickley (8) at Texas A&M, 2/25/20  
**Made 9 3-pointers in a game:** Jodie Meeks (10) at Tennessee, 1/13/09  
**Made 10 3-pointers in a game:** Jodie Meeks (10) at Tennessee, 1/13/09  
**Made 11 3-pointers in a game:** Never  
**Two players made at least 5 3-pointers in a game:** Davion Mintz (6), Brandon Boston Jr. (6) vs. SOUTH CAROLINA, 3/6/21

**Two players made at least 6 3-pointers in a game:** Davion Mintz (6), Brandon Boston Jr. (6) vs. SOUTH CAROLINA, 3/6/21  
**Two players made at least 7 3-pointers in a game:** Never  
**Attempted 10 3-pointers in a game:** Antonio Reeves (11) and CJ Fredrick (10) vs. TEXAS A&M, 1/21/23  
**Attempted 15 3-pointers in a game:** Jodie Meeks (15) at Tennessee, 1/13/09  
**Attempted 16 3-pointers in a game:** Derrick Miller (16) vs. LSU 2/15/90  
**Attempted 17 3-pointers in a game:** Derrick Miller (19) at Kansas 12/9/89  
**Attempted 18 3-pointers in a game:** Derrick Miller (19) at Kansas 12/9/89  
**Attempted 19 3-pointers in a game:** Derrick Miller (19) at Kansas 12/9/89  
**Attempted 20 3-pointers in a game:** Never  
**Made a 3-pointer in 10 straight games:** Antonio Reeves (11), 11/7/22-12/21/22  
**Made a 3-pointer in 15 straight games:** Kellan Grady (21), 11/29/21-2/19/22  
**Made a 3-pointer in 20 straight games:** Kellan Grady (21), 11/29/21-2/19/22  
**Made a 3-pointer in 30 straight games:** Jamal Murray (36), 11/13/15-3/19/16  
**Made two 3-pointers in 10 straight games:** Kevin Knox (11), 2/10/16-3/11/18  
**Made three 3-pointers in 10 straight games:** Gerald Fitch (20), 1/14/03-3/23/03  
**Made three 3-pointers in 15 straight games:** Gerald Fitch (20), 1/14/03-3/23/03  
**Made three 3-pointers in 20 straight games:** Gerald Fitch (20), 1/14/03-3/23/03  
**Made three 3-pointers in 25 straight games:** Keith Bogans (29), 3/14/02-2/26/03

### FREE THROWS

**Made 8 FT in a game:** Oscar Tshiebwe (13) vs. GEORGIA, 1/17/23  
**Made 9 FT in a game:** Oscar Tshiebwe (13) vs. GEORGIA, 1/17/23  
**Made 10 FT in a game:** Oscar Tshiebwe (13) vs. GEORGIA, 1/17/23  
**Made 11 FT in a game:** Oscar Tshiebwe (13) vs. GEORGIA, 1/17/23  
**Made 12 FT in a game:** Oscar Tshiebwe (13) vs. GEORGIA, 1/17/23  
**Made 13 FT in a game:** Oscar Tshiebwe (13) vs. GEORGIA, 1/17/23  
**Made 14 FT in a game:** Olivier Sarr (14) vs. VANDERBILT, 1/5/21  
**Made 15 FT in a game:** Rodrick Rhodes (16) vs. Ole Miss, 1/18/95  
**Made 16 FT in a game:** Rodrick Rhodes (16) vs. Ole Miss, 1/18/95  
**Made 17 FT in a game:** Dwight Anderson (18) vs. MISSISSIPPI STATE, 2/12/79  
**Made 18 FT in a game:** Dwight Anderson (18) vs. MISSISSIPPI STATE, 2/12/79  
**Made 18 FT in a game:** Never  
**Attempted 10 FT in a game:** Oscar Tshiebwe (18) vs. GEORGIA, 1/17/23  
**Attempted 15 FT in a game:** Oscar Tshiebwe (18) vs. GEORGIA, 1/17/23  
**Attempted 20 FT in a game:** PJ Washington (20) vs. Kansas State, 3/22/18  
**Attempted 25 FT in a game:** Never  
**Made 20 Straight FT:** Antonio Reeves (21), 1/14/23-1/31/23  
**Made 30 Straight FT:** Tyler Herro (38), 2/16/19-3/29/19

### REBOUNDS

**15 Rebs:** Oscar Tshiebwe (15) vs. FLORIDA, 2/4/23  
**20 Rebs:** Oscar Tshiebwe (24) vs. GEORGIA, 1/17/23  
**25 Rebs:** Oscar Tshiebwe (28) vs. WESTERN KENTUCKY, 12/22/21  
**26 Rebs:** Oscar Tshiebwe (28) vs. WESTERN KENTUCKY, 12/22/21  
**27 Rebs:** Oscar Tshiebwe (28) vs. WESTERN KENTUCKY, 12/22/21  
**28 Rebs:** Oscar Tshiebwe (28) vs. WESTERN KENTUCKY, 12/22/21  
**30 Rebs:** Cotton Nash (30) vs. OLE MISS, 2/8/64  
**34 Rebs:** Bob Burrow (34) vs. TEMPLE, 12/10/55  
**35 Rebs:** Never  
**20+ Rebs in two consecutive games:** Oscar Tshiebwe (2), 12/22/21-12/29/21  
**10+ Rebs in three consecutive games:** Oscar Tshiebwe (5), 1/10/23-1/24/23  
**10+ Rebs in four consecutive games:** Oscar Tshiebwe (5), 1/10/23-1/24/23  
**10+ Rebs in five consecutive games:** Oscar Tshiebwe (5), 1/10/23-1/24/23



# THE LAST TIME UK ...

**10+ rebs in 10 consecutive games:** Oscar Tshiebwe (6), 11/20/22-12/17/22  
**10+ rebs in 15 consecutive games:** Oscar Tshiebwe (22), 1/4/22-11/15/22  
**10+ rebs in 20 consecutive games:** Oscar Tshiebwe (22), 1/4/22-11/15/22  
**10+ rebs in 25 consecutive games:** Never  
**Two players had 10 rebounds:** Oscar Tshiebwe (15), Jacob Toppin (10) vs. FLORIDA, 2/4/23  
**Three players had 10 rebounds:** Oscar Tshiebwe (15), Jacob Toppin (10), Ugonna Onyenso (10) vs. NORTH FLORIDA, 11/23/22

## ASSISTS

**6 assists:** Sahvir Wheeler (9) at Ole Miss, 1/31/23  
**7 assists:** Sahvir Wheeler (9) at Ole Miss, 1/31/23  
**8 assists:** Sahvir Wheeler (9) at Ole Miss, 1/31/23  
**9 assists:** Sahvir Wheeler (9) at Ole Miss, 1/31/23  
**10 assists:** Sahvir Wheeler (10) vs. S. CAROLINA ST., 11/17/22  
**11 assists:** Sahvir Wheeler (11) vs. DUQUESNE, 11/11/22  
**12 assists:** TyTy Washington Jr. (17) vs. GEORGIA, 1/8/22  
**13 assists:** TyTy Washington Jr. (17) vs. GEORGIA, 1/8/22  
**14 assists:** TyTy Washington Jr. (17) vs. GEORGIA, 1/8/22  
**15 assists:** TyTy Washington Jr. (17) vs. GEORGIA, 1/8/22  
**16 assists:** TyTy Washington Jr. (17) vs. GEORGIA, 1/8/22  
**17 assists:** TyTy Washington Jr. (17) vs. GEORGIA, 1/8/22  
**18 assists:** Never  
**5+ assists in four consecutive games:** Sahvir Wheeler (5), 12/17/22-1/3/23  
**8+ assists in two consecutive games:** Sahvir Wheeler (3), 12/28/22-1/3/23

## BLOCKS

**4 blocks:** Oscar Tshiebwe (4) vs. Michigan State, 11/15/22  
**5 blocks:** Oscar Tshiebwe (5) vs. Vanderbilt, 3/11/22  
**6 blocks:** Isaiah Jackson (7) vs. ALABAMA, 1/12/21  
**7 blocks:** Isaiah Jackson (7) vs. ALABAMA, 1/12/21  
**8 blocks:** Isaiah Jackson (8) vs. Kansas, 12/1/20  
**9 blocks:** Willie Cauley-Stein (9) vs. BOISE STATE, 12/10/13  
**10 blocks:** Nerlens Noel (12) at Ole Miss, 1/29/13  
**11 blocks:** Nerlens Noel (12) at Ole Miss, 1/29/13  
**12 blocks:** Nerlens Noel (12) at Ole Miss, 1/29/13  
**13 blocks:** Never

## STEALS

**4 steals:** Cason Wallace (5) vs. KANSAS, 1/28/23  
**5 steals:** Cason Wallace (5) vs. KANSAS, 1/28/23  
**6 steals:** Cason Wallace (8) vs. Michigan State, 11/15/22  
**7 steals:** Cason Wallace (8) vs. Michigan State, 11/15/22  
**8 steals:** Cason Wallace (8) vs. Michigan State, 11/15/22  
**9 steals:** Never  
**3+ steals in five consecutive games:** Ashton Hagans (7), 12/22/18 - 1/19/19  
**3+ steals in 10 consecutive games:** Never

## MINUTES

**Played every minute:** Oscar Tshiebwe (40); Sahvir Wheeler (40) vs. SOUTH CAROLINA, 1/10/23  
**Played 40+ minutes:** Cason Wallace (44) and Sahvir Wheeler (40) vs. Michigan State (11/15/22)  
**Played more than 50 minutes:** Patrick Patterson (50) vs. VANDERBILT, 1/12/08

## FOULS

**Fouled out:** Oscar Tshiebwe vs. FLORIDA, 2/4/23  
**Two players fouled out:** Isaiah Jackson and Davion Mintz at Vanderbilt, 2/17/21  
**Three players fouled out:** Terrence Clarke, Isaiah Jackson, Olivier Sarr, Lance Ware vs. North Carolina, 12/19/20  
**Four players fouled out:** Terrence Clarke, Isaiah Jackson, Olivier Sarr, Lance Ware vs. North Carolina, 12/19/20  
**Technical foul:** John Calipari vs. GEORGIA, 1/17/23

## TEAM

### WINS/LOSSES

**Won 10 straight games:** 10, 1/8/19-2/9/19  
**Won 20 straight games:** 38, 11/14/14-3/28/15  
**Won 30 straight games:** 38, 11/14/14-3/28/15  
**Won 40 straight games:** Never  
**Lost consecutive games:** 2, 1/7/23-1/10/23  
**Lost three straight games:** 4, 1/26/21-2/9/21  
**Lost four straight games:** 4, 1/26/21-2/9/21  
**Lost five straight games:** 6, 11/29/20-12/26/20  
**Lost six straight games:** 6, 11/29/20-12/26/20  
**Lost 10 straight games:** Never

### STARTS

**Started four freshmen:** Devin Askew, Brandon Boston Jr., Terrence Clarke, Isaiah Jackson vs. Georgia Tech, 12/6/20

**Started five freshmen:** Hamidou Diallo, Shai Gilgeous-Alexander, Kevin Knox, Nick Richards, PJ Washington vs. Kansas State, 3/22/18

## SCORING

**Scored 90 or more points:** 96 vs. NORTH FLORIDA, 11/23/22 (W, 96-56)  
**Scored 90 or more points (SEC game):** 90 vs. ALABAMA, 2/19/22 (W, 90-81)  
**Scored 100 or more points:** 106 vs. SOUTH CAROLINA STATE, 11/15/22 (W, 106-63)  
**Scored 100 or more points (SEC game):** 107 vs. TENNESSEE, 1/15/22 (W, 107-79)  
**Scored 110 or more points:** 115 vs. Arizona State, 11/28/16 (W, 115-69)  
**Scored 110 or more points (SEC game):** 110 vs. AUBURN, 2/21/15 (W, 110-75)  
**Scored 120 or more points:** 120 at Vanderbilt, 2/7/96 (W, 120-81)  
**Scored 120 or more points (SEC game):** 120 at Vanderbilt, 2/7/96 (W, 120-81)  
**Scored 130 or more points:** 143 vs. Georgia, 2/27/56 (W, 143-66)  
**Scored 140 or more points:** 143 vs. Georgia, 2/27/56 (W, 143-66)  
**Scored 150 or more points:** Never  
**Scored less than 50 points:** 48 vs. Vanderbilt, 3/15/13 (L, 64-48)  
**Scored 100 points in two consecutive games:** vs. CLEVELAND STATE (11/23/16), vs. UT MARTIN (11/25/16), vs. Arizona State (11/28/16)  
**Scored 100 points in three consecutive games:** vs. CLEVELAND STATE (11/23/16), vs. UT MARTIN (11/25/16), vs. Arizona State (11/28/16)  
**Scored 100 points in consecutive SEC games:** 2/27/56 - 3/3/56

## SHOOTING PERCENTAGES

**Shot 70% from the field:** .722 (39-54) vs. MISSISSIPPI STATE, 2/15/86  
**Shot 65% from the field:** .679 (38-56) vs. TENNESSEE, 1/15/22  
**Shot 30% or less from the field:** .288 (21-73) at Alabama (1/7/23)  
**Allowed 50% shooting:** .520 (26-50) vs. FLORIDA A&M, 12/21/22  
**Allowed 60% shooting:** .640 (32-50) at Florida, 3/4/07  
**Allowed 30% or less shooting:** .281 (18-64) at Alabama, 2/5/22  
**Allowed 20% or less shooting:** .197 (12-61) vs. MONTANA STATE, 11/23/14

## FREE THROWS

**Shot 90% or better from FT line:** .952 (20-21) vs. TENNESSEE, 1/15/22  
**Shot 100% from FT Line:** 10-10 vs. FLORIDA, 2/22/20  
**Shot 50% or less from FT line:** .500 (7-14) vs. SOUTH CAROLINA, 1/10/23  
**Attempted 40 FT:** 41 (27-41) vs. TENNESSEE STATE, 11/23/18  
**Attempted five or less FT:** 2 (1-2) at Vanderbilt, 1/24/23  
**Made 30 FT:** 31 (31-36) vs. MISSISSIPPI STATE, 2/4/20

## 3-POINTERS

**Hit 0 3-pointers:** 0 (0-10) vs. RICHMOND, 11/29/20  
**Hit 10 3-pointers:** 11 (11-32) vs. TEXAS A&M, 1/21/23  
**Hit 11 3-pointers:** 11 (11-32) vs. TEXAS A&M, 1/21/23  
**Hit 12 3-pointers:** 13 (13-23) vs. FLORIDA A&M, 12/21/22  
**Hit 13 3-pointers:** 13 (13-23) vs. FLORIDA A&M, 12/21/22  
**Hit 14 3-pointers:** 14 (14-26) vs. ARKANSAS, 2/9/21  
**Hit 15 3-pointers:** 15 (15-27) vs. GEORGIA, 3/1/12  
**Hit 16 3-pointers:** 16 (16-33) vs. UNC ASHEVILLE, 12/23/96  
**Hit 17 3-pointers:** 20 (20-35) vs. LSU, 3/4/95  
**Hit 18 3-pointers:** 20 (20-35) vs. LSU, 3/4/95  
**Hit 19 3-pointers:** 20 (20-35) vs. LSU, 3/4/95  
**Hit 20 3-pointers:** 20 (20-35) vs. LSU, 3/4/95  
**Hit 21 3-pointers:** 21 (21-48) vs. North Carolina, 12/27/89  
**Hit 22 3-pointers:** Never

## SCORING MARGINS

**Won game by 50 points or more:** 58 vs. MONTANA STATE (W, 86-28), 11/23/14  
**Won game by 60 points or more:** 62 vs. VANDERBILT (W, 106-44), 3/5/03  
**Won game by 70 points or more:** 74 vs. UT MARTIN (W, 124-50), 11/26/94  
**Lost game by 20 points or more:** 26 at ALABAMA (L, 78-52), 1/7/23  
**Lost game by 30 points or more:** 34 vs. Duke (L, 118-84), 11/6/18  
**Lost game by 40 points or more:** 41 at Vanderbilt (L, 93-52), 2/12/08  
**Lost game by 50 points or more:** 55 at Kansas (L, 150-95), 12/9/89

**Lost game by 60 points or more:** 70 at Central (L, 87-17), 1/28/1910  
**Lost game by 70 points or more:** 70 at Central (L, 87-17), 1/28/1910  
**Game decided by one point:** vs. Mississippi State, 3/11/21 (L, 74-73)  
**Game decided by two or fewer points:** at Arkansas, 2/26/22 (L, 75-73)  
**Game decided by three or fewer points:** vs. SOUTH CAROLINA, 1/10/23 (L, 71-68)  
**Two consecutive games decided by one point:** vs. NORTH CAROLINA (W, 73-72), 12/3/11; at Indiana (L, 73-72), 12/10/11  
**Three consecutive games decided by one point:** Never  
**Two consecutive games decided by two or fewer points:** Arkansas (L, 81-80), 2/9/21; Auburn (W, 82-80), 2/13/21  
**Three consecutive games decided by three or fewer points:** at Auburn (L, 99-97 OT), 2/11/74, vs. TENNESSEE (W, 61-58), 2/16/74 and at Ole Miss (L, 61-60), 2/18/74

## COMEBACKS

**Came back from 10-point deficit for win:** 85-71 vs. GEORGIA (1/17/23); Trailed by 11 at 36-25 (3:39 in 1st)  
**Came back from 11-point deficit for win:** 85-71 vs. GEORGIA (1/17/23); Trailed by 11 at 36-25 (3:39 in 1st)  
**Came back from 12-point deficit for win:** 90-81 vs. ALABAMA (2/19/22); Trailed by 13 at 41-28 (5:35 in 1st)  
**Came back from 13-point deficit for win:** 90-81 vs. ALABAMA (2/19/22); Trailed by 13 at 41-28 (5:35 in 1st)  
**Came back from 14-point deficit for win:** 71-70 at Florida (3/7/20); Trailed by 18 at 59-41 (11:48 in 2nd)  
**Came back from 15-point deficit for win:** 71-70 at Florida (3/7/20); Trailed by 18 at 59-41 (11:48 in 2nd)  
**Came back from 16-point deficit for win:** 71-70 at Florida (3/7/20); Trailed by 18 at 59-41 (11:48 in 2nd)  
**Came back from 17-point deficit for win:** 71-70 at Florida (3/7/20); Trailed by 18 at 59-41 (11:48 in 2nd)  
**Came back from 18-point deficit for win:** 71-70 at Florida (3/7/20); Trailed by 18 at 59-41 (11:48 in 2nd)  
**Came back from 19-point deficit for win:** 73-67 vs. Vanderbilt (2/28/17); Trailed by 19 at 25-6 (8:03 in 1st)  
**Came back from 20-point deficit for win:** 82-79 at Vanderbilt (2/22/97); Trailed by 22 at 40-18 (3:51 in 1st)  
**Came back from 30-point deficit for win:** 99-95 at LSU (2/15/94); Trailed by 31 at 68-37 (15:34 in 2nd)  
**Came back from 31-point deficit for win:** 99-95 at LSU (2/15/94); Trailed by 31 at 68-37 (15:34 in 2nd)

## REBOUNDS

**Pulled down 50 rebounds:** 50 (18-32) vs. NORTH FLORIDA, 11/23/22  
**Pulled down 55 rebounds:** 59 (20-39) vs. Arizona State, 11/28/16  
**Pulled down 60 rebounds:** 62 (19-43) vs. Morehead State, 12/16/95

## OVERTIME GAMES

**Played an overtime game:** vs. Michigan State, 11/15/22 (L, 86-77 OT)  
**Won an overtime game:** MISSISSIPPI STATE, 1/25/22 (W, 82-74 OT)  
**Lost an overtime game:** vs. Michigan State, 11/15/22 (L, 86-77 OT)  
**Played an SEC overtime game:** MISSISSIPPI STATE, 1/25/22 (W, 82-74 OT)  
**Won an SEC overtime game:** MISSISSIPPI STATE, 1/25/22 (W, 82-74 OT)  
**Lost an SEC overtime game:** at Texas A&M, 2/20/16 (L, 79-77 OT)  
**Played an overtime game in SEC Tournament:** vs. Texas A&M, 3/13/16 (W, 82-77 OT)  
**Won an overtime game in SEC Tournament:** vs. Texas A&M, 3/13/16 (W, 82-77 OT)  
**Played an overtime game in NCAA Tournament:** vs. Saint Peter's, 3/17/22 (L, 85-79 OT)  
**Won an overtime game in NCAA Tournament:** vs. St. Bonaventure, 3/16/00 (W, 85-80 OT)  
**Lost an overtime game in NCAA Tournament:** vs. Saint Peter's, 3/17/22 (L, 85-79 OT)  
**Played two overtimes:** vs. Michigan State, 11/15/22 (L, 86-77 OT)  
**Played three overtimes:** vs. TEMPLE 12/7/57 (W, 85-83)  
**Played four or more overtimes:** Never  
**Played two consecutive overtime games:** 1/6/15 vs. OLE MISS (W, 89-86) and 1/10/15 at Texas A&M (70-64)  
**Played three consecutive overtime games:** Never



# THE LAST TIME A UK OPPONENT ...

## INDIVIDUALS

### SCORING

**Scored 25 points:** Colin Castleton (25), FLORIDA, 2/4/23  
**Scored 30 points:** Kobe Brown (30), at Missouri, 12/28/22  
**Scored 35 points:** Bubba Parham (35), VMI, 11/21/18  
**Scored 40 points:** Elston Turner (40), TEXAS A&M, 1/12/13  
**Scored 45 points:** David Robinson (45), Navy, 1/25/87  
**Scored 50 points:** Austin Carr (50), Notre Dame, 12/29/79  
**Scored 60 points:** Pete Maravich (64), LSU, 2/21/70  
**Scored 65 points:** Never  
**Two players had 20 points:** Rasir Bolton (24), Drew Timme (22) and Julian Strawther (20), at Gonzaga, 11/20/22  
**Three players had 20 points:** Rasir Bolton (24), Drew Timme (22) and Julian Strawther (20), at Gonzaga, 11/20/22  
**Two players had 30 points:** Ronnie Henderson (36) and Claren Ceasar (32), LSU, 2/15/94  
**Five players scored in double figures:** LSU, 2/18/20

### FIELD GOALS

**Made 15 FG in a game:** David Robinson (17), NAVY, 1/25/87  
**Made 16 FG in a game:** David Robinson (17), NAVY, 1/25/87  
**Made 17 FG in a game:** David Robinson (17), NAVY, 1/25/87  
**Made 18 FG in a game:** Steve Downing (19), Indiana, 12/11/71  
**Made 19 FG in a game:** Steve Downing (19), Indiana, 12/11/71  
**Made 20 FG in a game:** Johnny Neumann (20), Ole Miss, 1/2/71  
**Made 21 FG in a game:** Austin Carr (21), Notre Dame, 12/29/70  
**Made 22 FG in a game:** Austin Carr (22), Notre Dame, 3/12/70  
**Made 23 FG in a game:** Pete Maravich (23), LSU, 2/21/70  
**Made 24 FG in a game:** Never  
**Attempted 17 FG in a game:** Jalen Wilson (18), vs. KANSAS, 1/28/23  
**Attempted 18 FG in a game:** Jalen Wilson (18), vs. KANSAS, 1/28/23  
**Attempted 19 FG in a game:** Jaime Jaquez Jr. (19), UCLA, 12/17/22  
**Attempted 20 FG in a game:** Hunter Dickerson (22), vs. Michigan, 12/4/22  
**Attempted 25 FG in a game:** JD Notae (26), Arkansas, 2/26/22  
**Attempted 30 FG in a game:** Freeman Williams (40), Portland State, 12/16/17  
**Attempted 35 FG in a game:** Freeman Williams (40), PORTLAND STATE, 12/16/77  
**Attempted 40 FG in a game:** Freeman Williams (40), PORTLAND STATE, 12/16/77  
**Attempted 45 FG in a game:** Johnny Neumann (50), Ole Miss, 1/2/71  
**Attempted 50 FG in a game:** Johnny Neumann (50), Ole Miss, 1/2/71  
**Attempted 53 FG in a game:** Pete Maravich (53), LSU, 2/22/69  
**Attempted 54 FG in a game:** Never

### 3-POINTERS

**Made 5 3-pointers in a game:** Meechie Johnson (6), SOUTH CAROLINA, 1/10/23  
**Made 6 3-pointers in a game:** Meechie Johnson (6), SOUTH CAROLINA, 1/10/23  
**Made 7 3-pointers in a game:** Keon Ellis (7), ALABAMA, 2/19/22  
**Made 8 3-pointers in a game:** Bubba Parham (10), VMI, 11/18/18  
**Made 9 3-pointers in a game:** Bubba Parham (10), VMI, 11/18/18  
**Made 10 3-pointers in a game:** Bubba Parham (10), VMI, 11/18/18  
**Made 11 3-pointers in a game:** Corey Allmond (11), Sam Houston State, 11/19/2009  
**Made 12 3-pointers in a game:** Never  
**Attempted 10 3-pointers in a game:** Meechie Johnson (10), SOUTH CAROLINA, 1/10/23  
**Attempted 15 3-pointers in a game:** Bubba Parham (16), VMI, 11/18/18  
**Attempted 16 3-pointers in a game:** Bubba Parham (16), VMI, 11/18/18  
**Attempted 17 3-pointers in a game:** Chris Jackson (17), LSU, 2/15/90  
**Attempted 18 3-pointers in a game:** Jeff Boschee (18), Kansas, 3/14/99  
**Attempted 19 3-pointers in a game:** Never

### FREE THROWS

**Made 10 FT in a game:** Xavier Pinson (12), LSU, 2/23/22  
**Made 11 FT in a game:** Xavier Pinson (12), LSU, 2/23/22  
**Made 12 FT in a game:** Xavier Pinson (12), LSU, 2/23/22  
**Made 13 FT in a game:** Samir Doughty (14), Auburn, 2/1/20  
**Made 14 FT in a game:** Samir Doughty (14), Auburn, 2/1/20

**Made 15 FT in a game:** Brenton Williams (15), South Carolina, 3/1/14  
**Made 16 FT in a game:** Dan Cross (16), FLORIDA, 2/18/95  
**Made 17 FT in a game:** John Mengelt (17), AUBURN, 3/2/70  
**Made 18 FT in a game:** Pete Maravich (18), LSU, 2/21/70  
**Made 19 FT in a game:** Never  
**Attempted 15 FT in a game:** Samir Doughty (15), Auburn, 2/1/20  
**Attempted 20 FT in a game:** Harding McCaleb (25), Louisville, 2/22/1916  
**Attempted 25 FT in a game:** Harding McCaleb (25), Louisville, 2/22/1916  
**Attempted 26 FT in a game:** Never

### REBOUNDS

**15 Rebs:** Dedric Lawson (15), KANSAS, 1/26/19  
**16 Rebs:** Kennedy Meeks (17), North Carolina, 3/26/17  
**17 Rebs:** Kennedy Meeks (17), North Carolina, 3/26/17  
**18 Rebs:** Sean May (19), North Carolina, 12/4/04  
**19 Rebs:** Sean May (19), North Carolina, 12/4/04  
**20 Rebs:** Andrew DeClercq (20), Florida, 1/18/94  
**25 Rebs:** Leon Douglas (25), ALABAMA, 1/20/75  
**30 Rebs:** Kenneth Stanley (30), SOUTHERN CAL, 12/4/61  
**31 Rebs:** Never  
**Two players had 10 rebounds:** Julian Strawther (14) and Anton Watson (10), at Gonzaga, 11/20/22  
**Three players had 10 rebounds:** Craig Victor II (12), Tim Quarterman (10), Ben Simmons (10), LSU, 1/5/16

### ASSISTS

**10 assists:** Tony Trocha-Morelos (10), Texas A&M, 3/4/17  
**11 assists:** Dwyane Wade (11), Marquette, 3/29/03  
**12 assists:** Edgar Padilla (12), UMass, 3/30/96  
**13 assists:** Billy McCaffrey (14), Vanderbilt, 1/13/93  
**14 assists:** Billy McCaffrey (14), Vanderbilt, 1/13/93  
**15 assists:** Eric Richardson (15), Alabama, 2/4/84  
**16 assists:** Never

### BLOCKS

**5 blocks:** Jamarion Sharp (7), WESTERN KENTUCKY, 12/22/21  
**6 blocks:** Jamarion Sharp (7), WESTERN KENTUCKY, 12/22/21  
**7 blocks:** Jamarion Sharp (7), WESTERN KENTUCKY, 12/22/21  
**8 blocks:** Jarvis Varnado (10), Mississippi State, 1/15/08  
**9 blocks:** Jarvis Varnado (10), Mississippi State, 1/15/08  
**10 blocks:** Jarvis Varnado (10), Mississippi State, 1/15/08  
**11 blocks:** Samaki Walker (11), Louisville, 1/1/95  
**12 blocks:** Never

### STEALS

**5 steals:** Mark Sears (6), Alabama, 1/7/23  
**6 steals:** Mark Sears (6), Alabama, 1/7/23  
**7 steals:** Ben Simmons (7), LSU, 3/5/16  
**8 steals:** Never

## TEAM

### SCORING

**Scored 90 or more points:** 118, Duke, 11/6/18 (L, 118-84)  
**Scored 90 or more points (SEC game):** 90, Georgia, 3/4/09 (L, 90-85)  
**Scored 100 or more points:** 118, Duke, 11/6/18 (L, 118-84)  
**Scored 100 or more points (SEC game):** 101, Arkansas, 2/10/93 (L, 101-94)  
**Scored 110 or more points:** 118, Duke, 11/6/18 (L, 118-84)  
**Scored 110 or more points (SEC game):** 110, Vanderbilt, 3/4/67 (L, 110-94)  
**Scored 120 or more points:** 121, North Carolina, 12/27/89 (L, 121-110)  
**Scored 120 or more points (SEC game):** Never  
**Scored 130 or more points:** 150, Kansas, 12/9/89 (L, 150-95)  
**Scored 140 or more points:** 150, Kansas, 12/9/89 (L, 150-95)  
**Scored 150 or more points:** 150, Kansas, 12/9/89 (L, 150-95)  
**Scored 160 or more points:** Never  
**Scored less than 50 points:** 41, BELLARMINE, 11/29/22 (W, 60-41)  
**Scored less than 50 points (SEC game):** 48, SOUTH CAROLINA, 2/5/19 (W, 76-48)  
**Scored less than 40 points:** 39, West Virginia, 3/26/15 (W, 78-39)  
**Scored less than 40 points (SEC game):** 37, MISSOURI, 1/13/15 (W, 86-37)  
**Scored less than 30 points:** 28, MONTANA STATE, 11/23/14 (W, 86-28)  
**Scored less than 30 points (SEC game):** 26, GEORGIA TECH, 1/28/46 (W, 86-37)  
**Scored less than 20 points:** 18, WESTERN ONTARIO, 12/10/49 (W, 90-21)

**Scored less than 20 points (SEC game):** 18, ALABAMA, 2/10/40 (W, 46-18)  
**Scored less than 10 points:** 9, Tulane, 12/21/34 (W, 39-9)  
**Scored less than 10 points (SEC game):** Never

### SHOOTING PERCENTAGES

**Shot 70% from the field:** Never  
**Shot 60% from the field:** .640 (32-50), at Florida, 3/4/07  
**Shot 50% from the field:** .520 (26-50) vs. FLORIDA A&M, 12/21/22  
**Shot 30% or less from the field:** .281 (18-64) at Alabama, 2/5/22  
**Shot 20% or less from the field:** .197 (12-61), MONTANA STATE, 11/23/14  
**Shot 10% or less from the field:** Never (shooting percentages not recorded prior to 1947)

### 3-Pointers

**Made 10 or more 3-pointers:** 11 (11-20), vs. SOUTH CAROLINA, 1/10/23  
**Made 15 or more 3-pointers:** 19 (19-38), VMI, 11/18/18  
**Made 20 or more 3-pointers:** Never  
**Made zero 3-pointers:** 0 (0-15), Auburn, 1/19/13  
**Attempted 30 or more 3-pointers:** 40 (14-40), ALABAMA, 2/19/22

### FREE THROWS

**Shot 90% or better from FT line:** 90.0 (9-10), vs. KANSAS, 1/28/23  
**Shot 100% from FT Line:** 16-16, TEXAS A&M, 1/21/23  
**Shot 50% or less from FT line:** .476 (10-21), NORTH FLORIDA, 11/23/22  
**Attempted 40 FT:** 44 (33-44), Auburn, 2/1/20  
**Attempted five or less FT:** 4 (2-4), HIGH POINT, 12/31/21  
**Made 30 FT:** 33 (33-44), Auburn, 2/1/20

### REBOUNDS

**Pulled down 50 rebounds:** 54 (17-37), Florida, 2/4/17  
**Pulled down 20 offensive rebounds:** 23, LSU, 2/18/20





# RUPP ARENA AT CENTRAL BANK CENTER

## Year-by-Year Records

| Season       | W-L           | Percentage  |
|--------------|---------------|-------------|
| 2022-23      | 12-2          | .857        |
| 2021-22      | 18-0          | 1.000       |
| 2020-21      | 5-6           | .455        |
| 2019-20      | 16-2          | .889        |
| 2018-19      | 17-1          | .944        |
| 2017-18      | 16-2          | .889        |
| 2016-17      | 15-2          | .882        |
| 2015-16      | 17-0          | 1.000       |
| 2014-15      | 19-0          | 1.000       |
| 2013-14      | 16-2          | .889        |
| 2012-13      | 16-2          | .889        |
| 2011-12      | 18-0          | 1.000       |
| 2010-11      | 15-0          | 1.000       |
| 2009-10      | 18-0          | 1.000       |
| 2008-09      | 12-6          | .667        |
| 2007-08      | 14-4          | .778        |
| 2006-07      | 14-2          | .875        |
| 2005-06      | 10-5          | .667        |
| 2004-05      | 14-1          | .933        |
| 2003-04      | 11-2          | .846        |
| 2002-03      | 12-1          | .923        |
| 2001-02      | 12-3          | .800        |
| 2000-01      | 11-1          | .917        |
| 1999-2000    | 14-0          | 1.000       |
| 1998-99      | 12-1          | .923        |
| 1997-98      | 9-3           | .750        |
| 1996-97      | 12-1          | .923        |
| 1995-96      | 13-0          | 1.000       |
| 1994-95      | 12-1          | .923        |
| 1993-94      | 13-1          | .929        |
| 1992-93      | 16-0          | 1.000       |
| 1991-92      | 15-2          | .882        |
| 1990-91      | 13-0          | 1.000       |
| 1989-90      | 13-2          | .867        |
| 1988-89      | 8-6           | .571        |
| 1987-88      | 14-2          | .875        |
| 1986-87      | 13-2          | .867        |
| 1985-86      | 18-0          | 1.000       |
| 1984-85      | 11-3          | .786        |
| 1983-84      | 16-0          | 1.000       |
| 1982-83      | 14-1          | .933        |
| 1981-82      | 15-1          | .938        |
| 1980-81      | 15-0          | 1.000       |
| 1979-80      | 12-3          | .800        |
| 1978-79      | 11-4          | .733        |
| 1977-78      | 16-0          | 1.000       |
| 1976-77      | 12-2          | .857        |
| <b>Total</b> | <b>645-79</b> | <b>.891</b> |

|                               |                      |
|-------------------------------|----------------------|
| <b>Year Opened:</b>           | 1976                 |
| <b>First Game:</b>            | Nov. 27, 1976        |
| <b>All-Time Record:</b>       | 645-79 (89.1%)       |
| <b>Record Under Calipari:</b> | 218-19 (92.0%)       |
| <b>Capacity:</b>              | 20,500               |
| <b>Record Crowd:</b>          | 24,479 (1/20/10)     |
| <b>Longest Win Streak:</b>    | 54 (11/9/10-12/1/12) |
| <b>Current Win Streak:</b>    | 1                    |

## Cats Rock at Rupp

The Wildcats are 645-79 (89.1%) in Rupp Arena. Among the most notable marks of dominance as the nation's toughest venue to play include:

- School record 54-game winning streak to begin the John Calipari era
- Kentucky is 349-47 (88.1%) in regular-season SEC games in Rupp
- The Wildcats set a program home record of 19 wins in 2014-15
- UK has gone undefeated at home in six of Calipari's 13 full seasons
- Kentucky has a perfect mark in 14 of Rupp Arena's 46 seasons

## 600 Wins at Rupp in Record Time

With a victory over Fairleigh Dickinson on Dec. 7, 2019, Kentucky reached the 600-win mark at Rupp Arena faster than any other program in NCAA Division I level history. UK needed just 670 games to reach win No. 600 in Rupp Arena.

It took UCLA, which previously owned the fastest pace to 600 wins, 689 games in Pauley Pavilion. Only one other team, Kansas, achieved win No. 600 in fewer than 700 games at its home venue. The Jayhawks reached the significant win in their 699th game.

## Cal Owns Longest Win Streaks in Rupp

With UK's 2011-12 season-opening victory over Marist, UK head coach John Calipari recorded his 34th consecutive win in Rupp Arena as UK's head coach. It broke former UK head coach Rick Pitino's longest streak of 33 games in the venue.

The winning streak reached as long as 54 games. Calipari didn't suffer his first loss in Rupp Arena until losing to Baylor in his fourth season, in 2012-13. The 54-game run, however, was his longest career home winning streak. He also had the second-longest streak in the arena as the Cats won 42 straight from March 4, 2014 to Nov. 25, 2016.

## New Chairbacks, Fewer Seats

After receiving a \$16 million upgrade over the 2014-15 and 2015-16 seasons that enhanced the fan experience with the likes of a new Daktronics center-hung scoreboard, ribbons boards, new corner video boards and a new audio system, Rupp Arena is undergoing an additional transformation as a part of UK's new leasing agreement with the Lexington Center.

Chair-back seating in the upper-level sideline was installed in sections 211-217 and 228-234 for the 2019-20 season. Club areas are available to season ticket holders.

The new seating reduced Rupp Arena's capacity to 20,500.

## Pack the House

Until reducing capacity for the 2019-20 season, Kentucky had led the nation in average home attendance in 20 of 24 seasons. That number included a Rupp Arena record of 24,110 in John Calipari's first season (2009-10) as head coach and averaging more than 23,000 in seven of Calipari's first 10 seasons.

Kentucky averaged 19,338 in 18 home games in 2021-22.

## The Top-Ranked Team at Home

Kentucky has lost just four times at home as the Associated Press top-ranked team in the history of the program and just three times in Rupp Arena. Prior to the losses to Evansville (Nov. 12, 2019) and UCLA (Dec. 3, 2016), the other two losses came by just one point.

The Wildcats are 54-3 all-time as the AP No. 1 team in Rupp Arena since its opening in 1976. The first loss was to Auburn, 53-52, on Jan. 9, 1988.

## Coach Cal in Rupp Arena

It's been downright difficult to beat Kentucky in Rupp Arena during the John Calipari era. UK is 218-19 (92.0%) in Rupp Arena under Calipari.

- Kentucky is 24-7 (77.4%) vs. Associated Press Top 25 opponents in Rupp in the Calipari era
- UK is 194-12 (94.2%) vs. AP unranked teams in Rupp under Calipari
- The Wildcats are 111-7 (94.1%) at home vs. nonconference foes under Calipari
- Calipari notched his 100th career win in Rupp Arena as Kentucky's coach with the Wildcats' 110-75 rout of Auburn on Feb. 21, 2014. It took Calipari 104 games to reach the century mark, the fastest of any UK coach

## Cal Passes Hall for Rupp Record

With a 101-70 victory over Cleveland State on Nov. 23, 2016, John Calipari passed former UK head coach Joe B. Hall for most wins in Rupp Arena. Calipari currently has 218 wins inside the historic venue. Hall won 122.

## 2022-23 Opponent Breakdown

### Howard (Nov. 7)

All-time games in Rupp Arena: 1  
UK record in Rupp vs. HU: 1-0  
Last time in Rupp Arena: UK, 95-63 (11/7/22)

### Duquesne (Nov. 11)

All-time games in Rupp Arena: 3  
UK record in Rupp vs. DU: 3-0  
Last time in Rupp Arena: UK, 77-52 (11/11/22)

### South Carolina State (Nov. 17)

All-time games in Rupp Arena: 1  
UK record in Rupp vs. SCSU: 1-0  
Last time in Rupp Arena: UK, 106-63 (11/17/22)

### North Florida (Nov. 23)

All-time games in Rupp Arena: 2  
UK record in Rupp vs. UNF: 2-0  
Last time in Rupp Arena: UK, 96-56 (11/23/22)

### Bellarmine (Nov. 29)

All-time games in Rupp Arena: 1  
UK record in Rupp vs. BU: 1-0  
Last time in Rupp Arena: UK, 60-41 (11/29/22)

### Yale (Dec. 10)

All-time games in Rupp Arena: 1  
UK record in Rupp vs. YU: 1-0  
Last time in Rupp Arena: UK, 69-59 (12/10/22)

### Florida A&M (Dec. 21)

All-time games in Rupp Arena: 1  
UK record in Rupp vs. FAMU: 1-0  
Last time in Rupp Arena: UK, 88-68 (12/21/22)

### Louisville (Dec. 31)

All-time games in Rupp Arena: 21  
UK record in Rupp vs. UL: 17-4  
Last time in Rupp Arena: UK, 86-63 (12/31/22)

### LSU (Jan. 3)

All-time games in Rupp Arena: 35  
UK record in Rupp vs. LSU: 29-6  
Last time in Rupp Arena: UK, 74-71 (1/3/23)

### South Carolina (Jan. 10)

All-time games in Rupp Arena: 29  
UK record in Rupp vs. USC: 26-3  
Last time in Rupp Arena: USC, 71-68 (1/10/23)

### Georgia (Jan. 17)

All-time games in Rupp Arena: 43  
UK record in Rupp vs. UGA: 39-4  
Last time in Rupp Arena: UK, 85-71 (1/17/23)

### Texas A&M (Jan. 21)

All-time games in Rupp Arena: 7  
UK record in Rupp vs. TAMU: 5-2  
Last time in Rupp Arena: UK, 76-67 (1/21/23)

### Kansas (Jan. 28)

All-time games in Rupp Arena: 8  
UK record in Rupp vs. KU: 5-3  
Last time in Rupp Arena: KU, 77-68 (1/28/23)

### Florida (Feb. 4)

All-time games in Rupp Arena: 47  
UK record in Rupp vs. UF: 38-9  
Last time in Rupp Arena: UK, 72-67 (2/4/23)

### Arkansas (Feb. 7)

All-time games in Rupp Arena: 17  
UK record in Rupp vs. UA: 13-4  
Last time in Rupp Arena: UA, 81-80 (2/9/21)

### Tennessee (Feb. 18)

All-time games in Rupp Arena: 46  
UK record in Rupp vs. UT: 39-7  
Last time in Rupp Arena: UK, 107-79 (1/15/22)

### Auburn (Feb. 25)

All-time games in Rupp Arena: 32  
UK record in Rupp vs. AU: 30-2  
Last time in Rupp Arena: UK, 82-80 (2/13/21)

### Vanderbilt (March 1)

All-time games in Rupp Arena: 44  
UK record in Rupp vs. VU: 42-2  
Last time in Rupp Arena: UK, 77-70 (2/2/22)



# COACH CALIPARI

## Calipari Reaches 800 Career Victories in 2021-22

With Kentucky's overtime win over Mississippi State on Jan. 25, 2022, John Calipari reached 800 on-court wins. At the time he was one of just 22 coaches, regardless of NCAA level of classification, to reach that barrier. Only 14 coaches have done it with at least 10 seasons at the Division I level.

Calipari became the fourth-fastest coach to 800 on-court wins ever at 1,037 games. Only Adolph Rupp (972 games), Roy Williams (1,012 games) and Dean Smith (1,029 games) did it faster. At Kentucky, Calipari owns the second-most wins in program history, trailing only the legendary Adolph Rupp, who led the Wildcats for 41 seasons and spanned 1,066 games.

Although Calipari is still climbing the charts, he is doing it nearly as fast as anyone else in NCAA history. When he and Kentucky defeated Ole Miss on March 5, 2019, Calipari became the fourth-fastest coach to 300 wins (369 games) at one program in NCAA history. Only Bill Self (358 games at Kansas), Claire Bee (359 games at Long Island) and Rupp (366 at UK) got there faster.

### **Coaching On-Court Win Totals at the Division I Level through Feb. 4:**

1. Mike Krzyzewski - 1,202
2. Jim Boeheim - 1,113 (*active*)
- 
7. Adolph Rupp - 876
8. Bob Huggins - 858 (*active*)
9. Cliff Ellis - 829 (*active*)
10. John Calipari - 826 (*active*)

## Calipari Ahead of the Pack at Kentucky

Through 13 seasons at Kentucky, John Calipari's time in Lexington has been every bit as successful -- and more -- as fans hoped it would when he agreed to become the head coach at Kentucky in the spring of 2009.

By just about every measure, he is the most successful coach in college basketball during the last decade-plus. Among schools who have been to at least two Elite Eights and a Final Four since 2009-10, Calipari ranks:

- First in NCAA Tournament wins (31)
- First in Final Four appearances (four)
- First in Elite Eight appearances (seven)
- First in Sweet Sixteen appearances (eight)
- Second in league tournament titles (six)
- Third in regular-season conference titles (six)
- Third in NCAA titles (one)

## First-Ballot Hall of Famer

Kentucky men's basketball coach John Calipari joined basketball's fraternity of legends in September 2015 after being elected to the Naismith Memorial Basketball Hall of Fame on the first ballot.

Calipari joined an elite group of basketball players and coaches in the Naismith Hall of Fame, considered to be one of the ultimate honors in the sport. The Class of 2015 included Calipari, Dick Betvetta, Wildcat Louie Dampier, Lindsay Gaze, Tom Heinsohn, John Isaacs, Spencer Haywood, Lisa Leslie, Dikembe Mutombo, George Raveling and JoJo White.

Calipari was inducted in Springfield, Massachusetts. Nearly 70 former players joined him on stage during his acceptance speech.

## Calipari Receives Jefferson Award

Kentucky men's basketball head coach John Calipari received the Jefferson Award for Outstanding Public Service in Sports by Multiplying Good on Nov. 2. For more than 50 years, Multiplying Good has honored those who put others first. Those receiving the Jefferson Award are empowered to do more, while their stories of extraordinary public service inspire others to action. It is an award that underscores impact.

- Founded over 50 years ago by Jackie Kennedy Onassis, Sen. Bob Taft Jr., and Sam Beard, Multiplying Good is the world's most foremost and highly celebrated organization focused on and honoring public service
- Other recipients of the Jefferson Award include Arthur Ashe, Tom Brokaw, Larry Fitzgerald, Betty Ford, John Glenn, Bob Hope, Steve Jobs, Shaquille O'Neal, General Colin Powell, John D. Rockefeller and Oprah Winfrey
- Calipari is the first men's college basketball coach to receive the honor

## Coach Cal Immortalized at UMass, Clarion, Conference USA

John Calipari's Hall of Fame rise began at UMass, and the school honored his program's breakthrough in the 1990s by unveiling a statue of Calipari on the Amherst campus in September 2021. Calipari was one of four icons synonymous with UMass basketball to earn the honor. Calipari's statue was unveiled next to Marcus Camby, Julius Erving and the late Jack Leaman outside the Mullins Center.

At UMass, Calipari led the Minutemen to a 193-71 on-court record in his eight seasons as head coach from 1989-96. His .731 career winning percentage remains the best in school history, and he ranks second all-time at UMass in victories with 193. Calipari led UMass to five straight NCAA Tournament appearances from 1992 to 1996 after UMass had gone to the NAAs only once in the first 81 years of the program. His Minutemen made the Atlantic 10's

first and only Final Four appearance during the 1996 season, during which they went 35-2 overall and spent 10 weeks ranked No. 1 in the nation. Following the 1996 season, Calipari was named National Coach of the Year by the National Association of Basketball Coaches, The Sporting News and Naismith.

Not only did John Calipari have a statue erected in his honor, the court at Clarion -- Calipari's alma mater -- is now named after the Hall of Famer. The court in Tippin Gymnasium was officially renamed the John V. Calipari Court in September 2021 and will be known as Coach Cal Court.

Like many coaches, Calipari began his career in basketball on the court as a player. He was a star high school basketball player at Moon High School in Western Pennsylvania under another Clarion graduate Joe Sacco. Calipari started his college playing career at UNC Wilmington before transferring to Clarion in 1981, helping the Golden Eagles reach their first NCAA Division II Tournament in program history that year.

In the summer of 2022, Calipari was enshrined into the Conference USA Hall of Fame. Calipari is being honored by the league for his impressive tenure as head men's basketball coach at the University of Memphis, where he coached from the 2000-01 season through 2008-09. Calipari led the Tigers to the 2008 NCAA title game, including 38 wins that season, making him the winningest coach for a single season in NCAA history. As a result, he earned his second Naismith National Coach of the Year honor, becoming only the second coach to earn the honor multiple times since its inception in 1987. He was also C-USA Coach of the Year that season.

Calipari, the 2009 Sports Illustrated National Coach of the Year, led the Tigers to nine straight 20-win campaigns and nine consecutive postseason appearances, the only Memphis coach to do that. He posted 252 on-court wins -- 28.0 wins per season -- as the Tigers' head coach, making him the winningest coach in school history. From 2006-08, the Tigers won 104 games, making Calipari the winningest head coach in NCAA Division I history in a three-year span.

## Calipari Named Coach of the Decade

Underscored by more victories than any other coach or program in his first 10 seasons at the helm at Kentucky, more Final Four appearances, a record number of NBA Draft picks, and the 2012 national championship, John Calipari was named the College Basketball Coach of the Decade by Sporting News in January 2020.

In a piece penned by national writer Mike DeCourcy, Sporting News credited Calipari for changing the college basketball landscape. Detailing Calipari's success -- what DeCourcy described as a "college basketball revolution" -- DeCourcy wrote that "no one defined the 2010s in the same way as Calipari ... nor achieved the same degree of consistent success."

In an era where kids can enter the NBA Draft at 19 years old, Calipari masterfully balances the priority of players' long-term professional dreams with individual and team development, leading to on-court success that no other team has matched.

## Calipari Unrivaled in Conference

John Calipari has won 16 league regular-season championships (including six Southeastern Conference titles) seven more than the next-closest coach in the SEC (Bruce Pearl has nine). Calipari has won six SEC Tournament championships at Kentucky and owns 15 conference tournament titles in his career, 11 more than his closest competitors (Kermit Davis and Nate Oats).

Calipari has tallied a 388-123 (75.9%) all-time record within conference play as a head coach and owns a 180-57 (75.9%) record since joining the SEC.

Although he's been publicly outspoken against conference tournaments -- only because he doesn't favor playing three or more games on consecutive days to win the tournament -- his teams have gotten up for them. Calipari's teams at UMass, Memphis and Kentucky have been to 19 conference championship games in his career, winning a remarkable 15 of them. Calipari is 58-14 (80.6%) all-time in conference tournaments, including 24-6 (80.0%) at UK. Calipari ranks third in SEC Tournament wins.

## There's No Place Like Home

John Calipari-coached teams have posted an all-time record of 457-51 (89.9%) record at home in his stops at UMass, Memphis and Kentucky. At UK, Coach Cal is 218-19 (92.0%) in Rupp Arena.

In six of Calipari's seasons at Kentucky, the Wildcats have posted an undefeated record at home, including a school-record 19-0 mark during the 2014-15 season.

Calipari owns both of UK's longest winning streaks in the arena. He began his career at UK with a 54-game winning streak at Rupp Arena. It was the longest winning streak since the arena opened in 1976. With a win over Georgia on Feb. 9, 2016, he secured the second-longest streak in the storied building at 34 games (which ended at 42).

| Coach                   | Streak (Yrs)        |
|-------------------------|---------------------|
| 1. <b>John Calipari</b> | <b>54 (2010-13)</b> |
| 2. <b>John Calipari</b> | <b>42 (2014-17)</b> |
| 3. Rick Pitino          | 33 (1992-94)        |
| 4. Joe B. Hall          | 30 (1981-82)        |
| 5. <b>John Calipari</b> | <b>28 (2021-23)</b> |

## Life Away From Home Isn't So Bad Either

As good as John Calipari's team's have been at home, they're pretty good in hostile environments on the road. Dating back to the 2005-06 season, Calipari has recorded a 121-61 (66.4%) record on the road. At neutral-site venues, Kentucky is 82-31 (72.6%) under Calipari.



# COACH CALIPARI

## UK vs. AP Ranked Foes Under Cal

### Record as AP Top-Ranked Coach Since 2009-10

| Coach              | Schools    | Records |
|--------------------|------------|---------|
| 1. John Calipari   | Kentucky   | 69-8    |
| 2. Mark Few        | Gonzaga    | 68-8    |
| 3. Mike Krzyzewski | Duke       | 53-12   |
| 4. Bill Self       | Kansas     | 46-9    |
| 5. Jay Wright      | Villanova  | 28-6    |
| 6. Scott Drew      | Baylor     | 16-4    |
| 7. Jim Boeheim     | Syracuse   | 15-4    |
| 8. Tom Crean       | Indiana    | 14-3    |
| 9. Thad Matta      | Ohio State | 13-2    |
| 10. Sean Miller    | Arizona    | 12-1    |

### Record as AP Top-Ranked Coach Active

| Coach            | Schools            | Records |
|------------------|--------------------|---------|
| 1. John Calipari | UK, Memphis, UMass | 110-13  |
| 2. Mark Few      | Gonzaga            | 68-8    |
| 3. Bill Self     | Kansas             | 48-10   |
| 4. Bruce Weber   | Illinois           | 30-2    |
| 5. Jim Boeheim   | Syracuse           | 24-5    |
| 6. Thad Matta    | Ohio State         | 22-3    |
| 7. Bob Huggins   | Cincinnati         | 20-4    |
| 8. Scott Drew    | Baylor             | 16-4    |
| 9. Tom Izzo      | Michigan State     | 15-5    |
| 10. Sean Miller  | Arizona            | 12-1    |

through games on Feb. 4

## All-Time Calipari Draft Picks

| Player (School)             | Round  | Year (Overall) |
|-----------------------------|--------|----------------|
| Bam Adebayo (UK)            | First  | 2017 (14)      |
| Eric Bledsoe (UK)           | First  | 2010 (18)      |
| Devin Booker (UK)           | First  | 2015 (13)      |
| Brandon Boston Jr. (UK)     | Second | 2021 (51)      |
| Antonio Burks (MEM)         | Second | 2004 (36)      |
| Marcus Camby (UMASS)        | First  | 1996 (2)       |
| Rodney Carney (MEM)         | First  | 2006 (16)      |
| DeMarcus Cousins (UK)       | First  | 2010 (5)       |
| Willie Cauley-Stein (UK)    | First  | 2015 (6)       |
| Anthony Davis (UK)          | First  | 2012 (1)       |
| Hamidou Diallo (UK)         | Second | 2018 (45)      |
| Joey Dorsey (MEM)           | Second | 2008 (33)      |
| C. Douglas-Roberts (MEM)    | Second | 2008 (40)      |
| Robert Dozier (MEM)         | Second | 2009 (60)      |
| Tyrece Evans (MEM)          | First  | 2009 (4)       |
| De'Aaron Fox (UK)           | First  | 2017 (5)       |
| S. Gilgeous-Alexander (UK)  | First  | 2018 (11)      |
| Archie Goodwin (UK)         | First  | 2013 (29)      |
| Josh Harrellson (UK)        | Second | 2011 (45)      |
| Andrew Harrison (UK)        | Second | 2015 (44)      |
| Tyler Herro (UK)            | First  | 2019 (13)      |
| Isaiah Jackson (UK)         | First  | 2021 (22)      |
| Dakari Johnson (UK)         | Second | 2015 (48)      |
| Keldon Johnson (UK)         | First  | 2019 (29)      |
| Terrence Jones (UK)         | First  | 2012 (18)      |
| Enes Kanter (UK)            | First  | 2011 (3)       |
| Michael Kidd-Gilchrist (UK) | First  | 2012 (2)       |
| Brandon Knight (UK)         | First  | 2011 (8)       |
| Kevin Knox (UK)             | First  | 2018 (9)       |
| Skal Labissiere (UK)        | First  | 2016 (28)      |
| Doron Lamb (UK)             | Second | 2012 (42)      |
| DeAndre Liggins (UK)        | Second | 2011 (53)      |
| Trey Lyles (UK)             | First  | 2015 (12)      |
| Tyrese Maxey (UK)           | First  | 2020 (21)      |
| Darius Miller (UK)          | Second | 2012 (46)      |
| Malik Monk (UK)             | First  | 2017 (11)      |
| Jamal Murray (UK)           | First  | 2016 (7)       |
| Nerlens Noel (UK)           | First  | 2013 (6)       |
| Daniel Orton (UK)           | First  | 2010 (29)      |
| Patrick Patterson (UK)      | First  | 2010 (14)      |
| Immanuel Quickley (UK)      | First  | 2020 (25)      |
| Julius Randle (UK)          | First  | 2014 (7)       |
| Nick Richards (UK)          | Second | 2020 (42)      |
| Lou Roe (UMass)             | Second | 1995 (30)      |
| Derrick Rose (MEM)          | First  | 2008 (1)       |
| Shaedon Sharpe (UK)         | First  | 2022 (7)       |
| Marquis Teague (UK)         | First  | 2012 (29)      |
| Karl-Anthony Towns (UK)     | First  | 2015 (1)       |
| Tyler Ulis (UK)             | Second | 2016 (34)      |
| Jarred Vanderbilt (UK)      | Second | 2018 (41)      |
| Dajuan Wagner (MEM)         | First  | 2002 (6)       |
| John Wall (UK)              | First  | 2010 (1)       |
| PJ Washington (UK)          | First  | 2019 (12)      |
| TyTy Washington Jr. (UK)    | First  | 2022 (29)      |
| Shawne Williams (MEM)       | First  | 2006 (17)      |
| James Young (UK)            | First  | 2014 (17)      |

## Calipari in Elite Company with Conference Championships

When Kentucky clinched a share of the 2017 Southeastern Conference championship, John Calipari became the first NCAA Division I coach to lead three different programs (UMass, Memphis, Kentucky) to five on-court regular-season league titles five different times. He won the Atlantic 10 at the helm of UMass in 1992, '93, '94, '95 and '96, Memphis claimed the Conference USA crown in 2004, '06, '07, '08 and '09, and Kentucky has captured the SEC six times in 2010, '12, '15, '16, '17 and '20.

Perhaps more impressive is that Calipari has 31 combined regular-season and tournament championships after clinching the SEC regular-season crown in 2020. That trails only Mark Few of Gonzaga (39 titles), among all active coaches. All-time, Calipari trails only the great Adolph Rupp (41) and Few.

## Calipari at No. 1

John Calipari is one of just two coaches (Frank McGuire) to lead three programs to a No. 1 ranking in the Associated Press Top 25.

Calipari has led seven of his 14 UK teams to the No. 1 ranking and eight of his last 16 teams to the top (he's done it 10 times overall). When Coach Cal's teams are at the top, they're difficult to knock off:

- Calipari is 110-13 (89.4%) as the top-ranked Associated Press Top 25 coach in the country
- He's 69-8 (89.6%) when his team is atop the AP Top 25 as UK's head coach
- Calipari tallied a 32-4 mark at UMass at No. 1 and he was 9-1 at Memphis
- His (110) victories are the most among active coaches with victories at No. 1
- Calipari has coached 123 career games as a No. 1 team, fourth most in NCAA history, trailing Krzyzewski (255), John Wooden (228) and Adolph Rupp (127)
- Among coaches who have owned a No. 1 ranking in at least 119 games, Calipari's winning percentage of 89.4% trails only

## UK Collegiate Awards Under Calipari

|   |  |   |
|---|--|---|
| <b>National Player of the Year</b><br>John Wall (2010)<br><i>Adolph Rupp, Yahoo!, Rivals</i>  | Kevin Knox (2018) (Coaches)<br>Tyler Herro (2019) (AP)<br>Keldon Johnson (2019) (Coaches)  | James Young (2014)<br>Devin Booker (2015)<br>Trey Lyles (2015)<br>Karl-Anthony Towns (2015)<br>Tyler Ulis (2015)<br>Jamal Murray (2016)<br>Bam Adebayo (2017)<br>De'Aaron Fox (2017)<br>Malik Monk (2017)<br>Shai Gilgeous-Alexander (2018)<br>Kevin Knox (2018)<br>Tyler Herro (2019)<br>Keldon Johnson (2019)<br>Tyrese Maxey (2020)<br>Isaiah Jackson (2021)<br>TyTy Washington Jr. (2022)   |
| Anthony Davis (2012)<br><i>Adolph Rupp, AP, CBS, Basketball Times, Naismith, Sporting News, USBWA, Wooden</i>   | <b>SEC Sixth Man of the Year</b><br>Darius Miller (2012) (Coaches)<br>Kyle Wiltjer (2013) (Coaches)<br>Devin Booker (2015) (Coaches)   |   |
| Oscar Tshiebwe (2022)<br><i>AP, CBS, College Hoops Today, NABC, Naismith, Sporting News, The Athletic, The Field of 68, USBWA, USA Today, Wooden</i>  | <b>CoSIDA Academic All-America</b><br>Alex Poythress (2nd) 2016  |   |
| <b>All-America Honors (NCAA Recognized)</b><br>DeMarcus Cousins (2010)<br><i>AP (1), NABC (2), USBWA (2), SN (2)</i>  | <b>All-SEC</b><br>DeMarcus Cousins (2010) 1st (Coaches/AP)<br>Patrick Patterson (2010) 1st (Coaches/AP)<br>John Wall (2010) 1st (Coaches/AP)<br>Terrence Jones (2011) 1st (Coaches/AP)<br>Brandon Knight (2011) 1st (Coaches/2nd AP)<br>Anthony Davis (2012) 1st (Coaches/AP)<br>Mike Kidd-Gilchrist (2012) 1st (Coaches/AP)<br>Terrence Jones (2012) 2nd (Coaches/AP)<br>Doron Lamb (2012) 2nd (Coaches)<br>Nerlens Noel (2013) 1st (Coaches/AP)<br>Julius Randle (2014) 1st (Coaches/AP)<br>James Young (2014) 2nd (Coaches)<br>Devin Booker (2015) 2nd (Coaches)<br>Willie Cauley-Stein (2015) 1st (Coaches/AP)<br>Aaron Harrison (2015) 2nd (Coaches/AP)<br>Karl-Anthony Towns (2015) 1st (Coaches/AP)<br>Jamal Murray (2016) 1st (Coaches/AP)<br>Tyler Ulis (2016) 1st (Coaches/AP)<br>Bam Adebayo (2017) 2nd (Coaches/AP)<br>De'Aaron Fox (2017) 1st (Coaches/AP)<br>Malik Monk (2017) 1st (Coaches/AP)<br>Shai G.-Alexander (2018) 2nd (Coaches)<br>Kevin Knox (2018) 1st (Coaches)<br>Tyler Herro (2019) 2nd (Coaches)<br>Keldon Johnson (2019) 2nd (Coaches)<br>PJ Washington (2019) 1st (Coaches/AP)<br>Tyrese Maxey (2020) 2nd (Coaches)<br>Nick Richards (2020) 1st (Coaches/AP)<br>Immanuel Quickley (2020) 1st (Coaches/AP)<br>Oscar Tshiebwe (2022) 1st (Coaches/AP)<br>TyTy Washington Jr. (2022) 2nd (Coaches)<br>Sahvir Wheeler (2022) 2nd (Coaches) | <b>NCAA Final Four Team</b><br>Anthony Davis (MVP) 2012<br>Michael Kidd-Gilchrist 2012<br>Doron Lamb 2012<br>Julius Randle 2014<br>James Young 2014   |
| <b>SEC Player of the Year</b><br>John Wall (2010) (Coaches/AP)<br>Anthony Davis (2012) (Coaches/AP)<br>Tyler Ulis (2016) (Coaches/AP)<br>Malik Monk (2017) (AP)<br>Immanuel Quickley (2020) (Coaches)<br>Oscar Tshiebwe (2022) (Coaches/AP)   | <b>SEC Defensive Player of the Year</b><br>Anthony Davis (2012) (Coaches)<br>Nerlens Noel (2013) (Coaches)<br>Willie Cauley-Stein (2015) (Coaches)<br>Tyler Ulis (2016) (Coaches)<br>Ashton Hagans (shared) (2019) (Coaches)   | <b>NCAA All-Regional</b><br>DeMarcus Cousins 2010<br>John Wall 2010<br>Josh Harrellson 2011<br>Brandon Knight (MVP) 2011<br>DeAndre Liggins 2011<br>M. Kidd-Gilchrist (MVP) 2012<br>Anthony Davis 2012<br>Doron Lamb 2012<br>Aaron Harrison 2014<br>Marcus Lee 2014<br>Julius Randle (MVP) 2014<br>Willie Cauley-Stein 2015<br>Andrew Harrison 2015<br>Karl-Anthony Towns (MVP) 2015<br>De'Aaron Fox 2017<br>Isaac Humphries 2017<br>Tyler Herro 2019<br>PJ Washington 2019   |
| <b>SEC Freshman (Coaches)/Newcomer (AP) of the Year</b><br>DeMarcus Cousins (2010) (Coaches)<br>John Wall (2010) (AP)<br>Terrence Jones (2011) (Coaches/AP)<br>Anthony Davis (2012) (Coaches/AP)<br>Nerlens Noel (2013) (Coaches/AP)<br>Julius Randle (2014) (Coaches/AP)<br>Karl-Anthony Towns (2015) (Coaches/AP)<br>Malik Monk (2015) (Coaches/AP) | <b>SEC All-Defensive Team</b><br>Patrick Patterson (2010)<br>DeAndre Liggins (2011)<br>Anthony Davis (2012)<br>Michael Kidd-Gilchrist (2012)<br>Nerlens Noel (2013)<br>Willie Cauley-Stein (2014)<br>Willie Cauley-Stein (2015)<br>Tyler Ulis (2016)<br>Ashton Hagans (2020)<br>Nick Richards (2020)<br>Isaiah Jackson (2021)<br>Oscar Tshiebwe (2022)   | <b>SEC All-Tournament Team</b><br>John Wall (MVP) 2010<br>Eric Bledsoe 2010<br>DeMarcus Cousins 2010<br>Darius Miller (MVP) 2011<br>Brandon Knight 2011<br>Josh Harrellson 2011<br>Anthony Davis 2012<br>Terrence Jones 2012<br>Aaron Harrison 2014<br>Julius Randle 2014<br>Willie Cauley-Stein (MVP) 2015<br>Aaron Harrison 2015<br>Andrew Harrison 2015<br>Jamal Murray 2016<br>Tyler Ulis (MVP) 2016<br>Bam Adebayo 2017<br>De'Aaron Fox (MVP) 2017<br>Dominique Hawkins 2017<br>Wenyen Gabriel 2018<br>Shai G.-Alexander (MVP) 2018<br>Kevin Knox 2018 |



# COACH CALIPARI

Wooden (95.2%) and is ahead of Krzyzewski (85.8%)

- Calipari is 6-4 vs. the AP top-ranked team in the land, including 3-2 at UK after defeating Michigan State in 2019-20
- According to ESPN, his 60.0% winning percentage against AP top-ranked teams is the best for any head coach

## Dream Maker

As someone who prides himself on helping young men reach their dreams, John Calipari has helped 56 players earn selection in the NBA Draft during his college coaching career, including 45 in his first 13 seasons at UK, more than any other coach.

- Four No. 1 overall selections (Derrick Rose, John Wall, Anthony Davis and Karl-Anthony Towns) during the nine drafts from 2008 to 2016. No other coach has more than three No. 1 picks
- In 2010, five of his UK players were selected in the first round for the first time in NBA history
- His six players in the 2012 and 2015 NBA drafts are the most in the two-round era
- Churned out 45 NBA Draft picks, 34 first-rounders (more than the entire Big Ten during the same time span), three No. 1 selections, seven top-five picks and 22 lottery picks at Kentucky
- Of the 66 full-time scholarship players who have finished their college careers at Kentucky under Calipari (did not transfer or leave the program early), 45 have been selected in the NBA Draft, a 68.2% success rate. Another eight of those made the NBA. This does not include the late Terrence Clarke
- Of the 32 players at UK who have declared for the NBA Draft at the conclusion of their freshman seasons, 29 have been first-round picks. All previous players have played game in the NBA. He is 33 for 36 when including his players from Memphis. This does not include the late Terrence Clarke
- Only coach to produce the top two picks in the same draft (2012, Davis and Michael Kidd-Gilchrist)
- Produced a top-10 pick in 12 straight drafts from 2008-19, the only school to do so during that time period
- Nine of his former players have been named NBA All-Stars (31 total and all since 2010), seven have been tabbed All-NBA (13 times), three were named NBA Rookie of the Year, and 15 players from Calipari's first 12 teams at UK have made the NBA All-Rookie teams. Rose was named NBA MVP in 2011 and Davis won NBA All-Star MVP honors in 2017
- He is the only coach in history to have a former player win each of the following awards: NBA Rookie of the Year, NBA Sixth Man of the Year, NBA Most Improved Player of the Year and MVP

## The Success Rate

John Calipari has graduated 100% of the players (25 of 25) who have been eligible to receive their diploma by the end of their senior years and exhausted their athletic eligibility. Of that group, Brad Calipari, current Wildcat Brennan Canada, Zan Payne, Patrick Patterson, Jarrod Polson and Alex Poythress completed their degrees in three years.

In the NCAA's Academic Progress Rate, which measures eligibility, retention and graduation, Kentucky has posted a single-year Academic Progress Rate of 977 or higher in every season under Calipari, including a perfect 1,000 in six of the last seven single-year reports (numbers were not released last year due to the COVID-19 pandemic).

UK's four-year composite score in the most recent report, which was released in May 2020, was a 994 out of 1,000, earning the team an NCAA academic award for the sixth year in a row for finishing in the top 10% of Division I men's basketball programs.

## Developing Talent

John Calipari hasn't just signed the best talent in the country while he's been at Kentucky; he's been the best at developing that talent and getting it ready for the next level.

Of the 43 top-25 Rivals.com players Kentucky has signed who did not transfer or leave the program early (and aren't still actively playing at UK), 37 were drafted and 29 were selected in the first round. This note does not include the late Terrence Clarke. But that's only half the story. Calipari's players don't just make it to the pros, they're better prepared than anyone else. The proof is in the numbers.

Entering the 2022-23 NBA season, Calipari's NBA pros had amassed more than \$3.5 billion in career NBA contracts, which doesn't include endorsement deals and overseas contracts. Of his UK players in the NBA, they have more than \$3 billion in career contracts.

There's more: Of UK's 22 lottery picks in the Calipari era, 20 have earned second contracts in the NBA with 12 of them cashing in on max contracts. The two who haven't earned second contracts, have been drafted in the last four years and are still on their rookie deal. Since Calipari's first draft class, 33 lottery selections have earned max contracts in the NBA. Twelve of those players are Kentucky alums. Duke (four), UConn (two), Georgetown (two) and Kansas (two) are the only other programs to have multiple lottery selections earn a max contract.

## Double-Digit Win Streaks

John Calipari's teams have posted 19 streaks of 10 or more wins at Kentucky, Memphis and UMass, including six at UK. They have won 15 or more straight games nine times, 20 or more six times, 25 or more five times, and 30 or more once. Of course, the most famous streak was the 38-0 start during the 2014-15 season.

|                         |                           |                          |                           |
|-------------------------|---------------------------|--------------------------|---------------------------|
| 1. 38 Kentucky, 2014-15 | 6. 24 Kentucky, 2011-12   | T10. 14 UMass, 1991-92   | T16. 10 Kentucky, 2018-19 |
| 2. 27 Memphis, 2008-09  | 7. 19 Kentucky, 2009-10   | T12. 12 Memphis, 2007-08 | T16. 10 Kentucky, 2010-11 |
| T3. 26 Memphis, 2007-08 | 8. 16 UMass, 1994-95      | T12. 12 Memphis, 2002-03 | T16. 10 Memphis, 2001-02  |
| T3. 26 UMass, 1995-96   | 9. 15 Memphis, 2005-06    | T12. 12 UMass, 1992-93T  | 16. 10 UMass, 1993-94     |
| 5. 25 Memphis, 2006-07  | T10. 14 Kentucky, 2016-17 | 15. 11 Memphis, 2003-04  |                           |

## Calipari Nearly Perfect vs. Former Assistants

John Calipari has made it known that he doesn't enjoy coaching against friends. That hasn't stopped him from winning anyway. Calipari is 19-1 all-time when coaching against former assistants with a win over Kenny Payne and Louisville on Dec. 31, 2022 in his most recent matchup. He suffered his first and only loss to a former assistant against former Memphis assistant Josh Pastner, now the head coach of Georgia Tech, on Dec. 6, 2020.

- Orlando Antigua - 1-0
- Derek Kellogg - 1-0
- Steve Roccaforte - 2-0
- Tony Barbee - 9-0
- Chuck Martin - 2-0
- Kenny Payne - 1-0
- Bruiser Flint - 2-0
- Josh Pastner - 1-1

## Recruiting Trail

The Wildcats have signed more top-25 players under John Calipari's than any other school. Nearly a quarter of all Rivals' top-10 prospects over the past 15 classes have signed with Coach Cal and the Cats. The following list is freshman signees only.

| PLAYER (YEAR)                 | ESPN | RIVALS | 247  | MCD | JB  |
|-------------------------------|------|--------|------|-----|-----|
| Aaron Bradshaw ('23)          | 4    | 5      | 4    |     | Y   |
| Robert Dillingham ('23)       | 11   | 7      | 9    |     |     |
| Justin Edwards ('23)          | 1    | 4      | 2    |     | Y   |
| Reed Sheppard ('23)           | 21   | 22     | 30   |     | Y   |
| D.J. Wagner ('23)             | 2    | 3      | 3    |     | Y   |
| Chris Livingston ('22)        | 12   | 11     | 12   |     | Y Y |
| Ugonna Onyenso ('22)          | 35*  | 35     | 39   |     |     |
| Adou Thiero ('22)             | NR   | NR     | 165  |     |     |
| Cason Wallace ('22)           | 20   | 8      | 8    |     | Y Y |
| Daimion Collins ('21)         | 19   | 18     | 13   |     | Y Y |
| Bryce Hopkins ('21)           | 33   | 38     | 43   |     | Y   |
| Shaedon Sharpe ('21)          | 1*   | 1*     | 1*   |     |     |
| TyTy Washington Jr. ('21)     | 14   | 14     | 19   |     | Y   |
| Devin Askew ('20)             | 26   | 33     | 37   |     | Y   |
| Brandon Boston Jr. ('20)      | 7    | 5      | 6    |     | Y Y |
| Terrence Clarke ('20)         | 10   | 8      | 10   |     | Y Y |
| Cam/Ron Fletcher ('20)        | 61   | 49     | 80   |     |     |
| Isaiah Jackson ('20)          | 34   | 28     | 34   |     | Y   |
| Lance Ware ('20)              | 46   | 36     | 43   |     |     |
| Kareem Watkins ('20)          | NR@  | NR@    | NR@  |     |     |
| Dontaie Allen ('19)           | NR   | 68     | 98   |     |     |
| Keion Brooks Jr. ('19)        | 36   | 29     | 14   |     | Y   |
| Brennan Canada ('19)          | NR@  | NR@    | NR@  |     |     |
| Johanny Juzang ('19)          | 30   | 34     | 31   |     |     |
| Tyrese Maxey ('19)            | 13   | 10     | 10   |     | Y Y |
| Kahlil Whitney ('19)          | 12   | 14     | 11   |     | Y Y |
| Ashton Hagans ('18)           | 20   | 13     | 12   |     |     |
| Tyler Herro ('18)             | 30   | 36     | 38   |     | Y   |
| Keldon Johnson ('18)          | 7    | 15     | 18   |     | Y Y |
| EJ Montgomery ('18)           | 14   | 11     | 6    |     | Y   |
| Zan Payne ('18)               | NR   | NR     | NR   |     |     |
| Immanuel Quickley ('18)       | 25   | 22     | 19   |     | Y   |
| Jemal Baker Jr. ('17)         | 66   | 82     | 90   |     |     |
| Hamidou Diallo ('17)          | 11*  | 10*    | 11   |     |     |
| Shai Gilgeous-Alexander ('17) | 35   | 34     | 20   |     |     |
| Quade Green ('17)             | 24   | 22     | 33   |     | Y Y |
| Kevin Knox ('17)              | 10   | 10     | 18   |     | Y Y |
| Nick Richards ('17)           | 17   | 17     | 15   |     | Y Y |
| Jarred Vanderbilt ('17)       | 19   | 14     | 12   |     | Y Y |
| PJ Washington ('17)           | 12   | 15     | 9    |     | Y Y |
| Bam Adebayo ('16)             | 5    | 7      | 12   |     | Y Y |
| Brad Calipari ('16)           | NR   | NR     | NR   |     |     |
| De'Aaron Fox ('16)            | 6    | 6      | 6    |     | Y Y |
| Wenyen Gabriel ('16)          | 14   | 13     | 14   |     | Y   |
| Sacha Killeya-Jones ('16)     | 24   | 24     | 25   |     | Y   |
| Malik Monk ('16)              | 9    | 9      | 10   |     | Y Y |
| Tai Wynyard ('16)             | NR   | NR     | NR   |     |     |
| Isaiah Briscoe ('15)          | 13   | 10     | 16   |     | Y Y |
| Jonny David ('15)             | NR@  | NR@    | NR@  |     |     |
| Isaac Humphries ('15)         | 49   | NR^    | 62   |     |     |
| Skal Labissiere ('15)         | 2    | 1      | 2    |     | Y   |
| Charles Matthews ('15)        | 42   | 48     | 74   |     | Y   |
| Jamal Murray ('15)            | NA*  | 9      | 10   |     |     |
| Devin Booker ('14)            | 18   | 29     | 22   |     | Y Y |
| Trey Lyles ('14)              | 6    | 13     | 17   |     | Y Y |
| Karl-Anthony Towns ('14)      | 9    | 5      | 2    |     | Y Y |
| Tyler Ulis ('14)              | 25   | 21     | 20   |     | Y Y |
| EJ Florea ('13)               | NR@  | NR@    | NR@  |     |     |
| Aaron Harrison ('13)          | 9    | 7      | 5    |     | Y Y |
| Andrew Harrison ('13)         | 5    | 5      | 3    |     | Y Y |
| Dominique Hawkins ('13)       | NR   | NR     | 151  |     |     |
| Dakari Johnson ('13)          | 7    | 9      | 8    |     | Y Y |
| Marcus Lee ('13)              | 25   | 19     | 14   |     | Y Y |
| Julius Randle ('13)           | 3    | 2      | 2    |     | Y Y |
| Derek Willis ('13)            | NR   | 115    | 58   |     |     |
| James Young ('13)             | 8    | 11     | 10   |     | Y Y |
| Archie Goodwin ('12)          | 15   | 14     | 18   |     | Y Y |
| Willie Cauley-Stein ('12)     | 40   | 40     | 47   |     |     |
| Nerlens Noel ('12)            | 1    | 2      | 1    |     | Y   |
| Alex Poythress ('12)          | 13   | 8      | 7    |     | Y Y |
| Anthony Davis ('11)           | 1    | 2      | 1    |     | Y Y |
| Michael Kidd-Gilchrist ('11)  | 4    | 3      | 2    |     | Y Y |
| Sam Malone ('11)              | NR@  | NR@    | NR@  |     |     |
| Brian Long ('11)              | NR@  | NR@    | NR@  |     |     |
| Marquis Teague ('11)          | 8    | 5      | 6    |     | Y Y |
| Kyle Wiltjer ('11)            | 19   | 22     | 21   |     | Y Y |
| Terrence Jones ('10)          | 9    | 13     | 8*   |     | Y Y |
| Enes Kanter ('10)             | 25   | 3      | 3*   |     |     |
| Brandon Knight ('10)          | 4    | 6      | 6*   |     | Y Y |
| Doron Lamb ('10)              | 29   | 21     | 28*  |     | Y Y |
| Jarrod Polson ('10)           | NR@  | NR@    | NR@* |     |     |
| Stacey Poole, Jr. ('10)       | 51   | 33     | 67*  |     |     |
| Eric Bledsoe ('09)            | NR   | 23     | 37*  |     |     |
| DeMarcus Cousins ('09)        | 4    | 2      | 3*   |     | Y Y |
| Jon Hood ('09)                | 92   | 40     | 46*  |     |     |
| Daniel Orton ('09)            | 13   | 22     | 17*  |     | Y   |
| John Wall ('09)               | 5    | 1      | 2*   |     | Y   |

|   |           |           |           |
|---|-----------|-----------|-----------|
| <b>Top-10 Players</b>                     | <b>27</b> | <b>31</b> | <b>31</b> |
| <b>Top-25 Players</b>                     | <b>54</b> | <b>56</b> | <b>55</b> |
| <b>Top-50 Players</b>                     | <b>67</b> | <b>71</b> | <b>68</b> |
| <b>McDonald's All-Americans</b>           |           |           | <b>44</b> |
| <b>Jordan Brand Classic All-Americans</b> |           |           | <b>49</b> |

\* Scout.com ranking | ~ final ranking in the 2023, 2022, 2017 classes before early enrollment | ^ reclassified after final rankings were released @ originally joined team as walk-on



# COACH CALIPARI

## UK vs. AP Ranked Foes Under Cal

Record: 68-48 (.586)

|                                    |                |                        |                                    |                |          |
|------------------------------------|----------------|------------------------|------------------------------------|----------------|----------|
| vs. No. 9 KANSAS                   | Jan. 28, 2023  | L, 77-68               | at No. 16 Ole Miss                 | Jan. 29, 2013  | W, 87-74 |
| at No. 5 Tennessee                 | Jan. 14, 2023  | W, 63-56               | at No. 4 Louisville                | Dec. 29, 2012  | L, 80-77 |
| at No. 7 Alabama                   | Jan. 7, 2023   | L, 78-52               | vs. No. 9 Duke (Atlanta)           | Nov. 13, 2012  | L, 75-68 |
| vs. No. 16 UCLA (New York)         | Dec. 17, 2022  | L, 63-53               | vs. No. 6 Kansas (NCAAT)           | April 2, 2012  | W, 67-59 |
| at No. 2 Gonzaga                   | Nov. 20, 2022  | L, 88-72               | vs. No. 17 Louisville (NCAAT)      | March 31, 2012 | W, 69-61 |
| vs. No. 9 Tennessee (SECT)         | March 12, 2022 | L, 69-62               | vs. No. 9 Baylor (NCAAT)           | March 25, 2012 | W, 82-70 |
| at No. 18 Arkansas                 | Feb. 26, 2022  | L, 75-73               | vs. No. 16 Indiana (NCAAT)         | March 23, 2012 | W, 87-71 |
| vs. No. 25 ALABAMA                 | Feb. 19, 2022  | W, 90-81               | vs. No. 22 Florida (SECT)          | March 10, 2012 | W, 74-71 |
| at No. 16 Tennessee                | Feb. 15, 2022  | L, 76-63               | at No. 16 Florida                  | March 4, 2012  | W, 74-59 |
| at No. 5 Kansas                    | Jan. 29, 2022  | W, 80-62               | vs. No. 8 FLORIDA                  | Feb. 7, 2012   | W, 78-58 |
| at No. 2 Auburn                    | Jan. 22, 2022  | L, 80-71               | vs. No. 4 LOUISVILLE               | Dec. 31, 2011  | W, 69-62 |
| vs. No. 22 TENNESSEE               | Jan. 15, 2022  | W, 107-79              | vs. No. 5 NORTH CAROLINA           | Dec. 3, 2011   | W, 73-72 |
| at No. 21 LSU                      | Jan. 4, 2022   | L, 65-60               | vs. No. 12 Kansas (New York)       | Nov. 15, 2011  | W, 75-65 |
| vs. No. 9 Duke                     | Nov. 9, 2021   | L, 79-71               | vs. No. 9 UConn (NCAAT)            | April 2, 2011  | L, 56-55 |
| at No. 19 Tennessee                | Feb. 20, 2021  | W, 70-55               | vs. No. 7 N. Carolina (NCAAT)      | March 27, 2011 | W, 76-69 |
| vs. No. 11 TENNESSEE               | Feb. 6, 2021   | L, 82-71               | vs. No. 0 Ohio State (NCAAT)       | March 25, 2011 | W, 62-60 |
| at No. 18 Missouri                 | Feb. 3, 2021   | L, 75-70               | vs. No. 22 W. Virginia (NCAAT)     | March 19, 2011 | W, 71-63 |
| at No. 9 Alabama                   | Jan. 26, 2021  | L, 70-59               | vs. No. 12 Florida (SECT)          | March 13, 2011 | W, 70-54 |
| vs. No. 22 N. Carolina (Cleveland) | Dec. 19, 2020  | L, 75-63               | vs. No. 21 VANDERBILT              | March 1, 2011  | W, 68-66 |
| vs. No. 7 Kansas (Indianapolis)    | Dec. 1, 2020   | L, 65-62               | vs. No. 13 FLORIDA                 | Feb. 26, 2011  | W, 76-68 |
| at No. 15 AUBURN                   | Feb. 29, 2020  | W, 73-66               | at No. 21 Vanderbilt               | Feb. 12, 2011  | L, 81-77 |
| at No. 17 Auburn                   | Feb. 1, 2020   | L, 75-66               | at No. 22 Louisville               | Dec. 31, 2010  | W, 78-63 |
| at No. 18 Texas Tech               | Jan. 25, 2020  | W, 78-76 <sup>OT</sup> | vs. No. 23 Notre Dame (Louisville) | Dec. 8, 2010   | W, 72-58 |
| vs. No. 3 LOUISVILLE               | Dec. 28, 2019  | W, 78-70 <sup>OT</sup> | vs. No. 13 Washington (Maui)       | Nov. 23, 2010  | W, 74-67 |
| vs. No. 5 Ohio State (Las Vegas)   | Dec. 21, 2019  | L, 71-65               | vs. No. 6 West Virginia (NCAAT)    | March 27, 2010 | L, 73-66 |
| vs. No. 1 Mich. State (New York)   | Nov. 5, 2019   | W, 69-62               | vs. No. 15 Tennessee (SECT)        | March 13, 2010 | W, 74-45 |
| vs. No. 14 Auburn (NCAAT)          | March 31, 2019 | L, 77-71 <sup>OT</sup> | at No. 19 Tennessee                | Feb. 27, 2010  | L, 74-65 |
| vs. No. 11 Houston (NCAAT)         | March 29, 2019 | W, 62-58               | at No. 17 Vanderbilt               | Feb. 20, 2010  | W, 58-56 |
| vs. No. 19 Wofford (NCAAT)         | March 23, 2019 | W, 62-56               | vs. No. 12 TENNESSEE               | Feb. 13, 2010  | W, 73-62 |
| vs. No. 8 Tennessee (SECT)         | March 16, 2019 | L, 82-78               | vs. No. 25 OLE MISS                | Feb. 2, 2010   | W, 85-75 |
| at No. 7 Tennessee                 | March 2, 2019  | L, 71-52               | vs. No. 21 VANDERBILT              | Jan. 30, 2010  | W, 85-72 |
| vs. No. 1 TENNESSEE                | Feb. 16, 2019  | W, 86-69               | vs. No. 14 UConn (New York)        | Dec. 9, 2009   | W, 64-61 |
| vs. No. 19 LSU                     | Feb. 13, 2019  | L, 73-71               | vs. No. 10 NORTH CAROLINA          | Dec. 5, 2009   | W, 68-66 |
| vs. No. 9 KANSAS                   | Jan. 26, 2019  | W, 71-63               |                                    |                |          |
| vs. No. 22 MISSISSIPPI STATE       | Jan. 22, 2019  | W, 76-55               |                                    |                |          |
| at No. 14 Auburn                   | Jan. 19, 2019  | W, 82-80               |                                    |                |          |
| vs. No. 9 N. Carolina (Chicago)    | Dec. 22, 2018  | W, 80-72               |                                    |                |          |
| vs. No. 4 Duke (Indianapolis)      | Nov. 6, 2018   | L, 118-84              |                                    |                |          |
| vs. No. 13 Tennessee (SECT)        | March 11, 2018 | W, 77-72               |                                    |                |          |
| at No. 10 Auburn                   | Feb. 14, 2018  | L, 76-66               |                                    |                |          |
| vs. No. 15 TENNESSEE               | Feb. 6, 2018   | L, 61-59               |                                    |                |          |
| at No. 7 West Virginia             | Jan. 27, 2018  | W, 83-76               |                                    |                |          |
| at No. 23 Tennessee                | Jan. 6, 2018   | L, 76-65               |                                    |                |          |
| vs. No. 4 Kansas (Chicago)         | Nov. 14, 2017  | L, 65-61               |                                    |                |          |
| vs. No. 6 N. Carolina (NCAAT)      | March 26, 2017 | L, 75-73               |                                    |                |          |
| vs. No. 8 UCLA (NCAAT)             | March 24, 2017 | W, 86-75               |                                    |                |          |
| vs. No. 19 Wichita State (NCAAT)   | March 19, 2017 | W, 65-62               |                                    |                |          |
| vs. No. 13 FLORIDA                 | Feb. 25, 2017  | W, 76-66               |                                    |                |          |
| at No. 24 Florida                  | Feb. 4, 2017   | L, 88-66               |                                    |                |          |
| vs. No. 2 KANSAS                   | Jan. 28, 2017  | L, 79-73               |                                    |                |          |
| vs. No. 24 SOUTH CAROLINA          | Jan. 21, 2017  | W, 85-69               |                                    |                |          |
| at No. 10 Louisville               | Dec. 21, 2016  | L, 73-70               |                                    |                |          |
| vs. No. 7 N. Carolina (Las Vegas)  | Dec. 17, 2016  | W, 103-100             |                                    |                |          |
| vs. No. 11 UCLA                    | Dec. 3, 2016   | L, 97-92               |                                    |                |          |
| vs. No. 13 Mich. State (New York)  | Nov. 15, 2016  | W, 69-48               |                                    |                |          |
| vs. No. 14 Indiana (NCAAT)         | March 19, 2016 | L, 73-67               |                                    |                |          |
| vs. No. 17 Texas A&M (SECT)        | March 13, 2016 | W, 82-77               |                                    |                |          |
| at No. 4 Kansas                    | Jan. 30, 2016  | L, 90-84               |                                    |                |          |
| vs. No. 16 LOUISVILLE              | Dec. 27, 2015  | W, 75-73               |                                    |                |          |
| vs. No. 5 Duke (Chicago)           | Nov. 17, 2015  | W, 74-63               |                                    |                |          |
| vs. No. 3 Wisconsin (NCAAT)        | April 4, 2015  | L, 71-64               |                                    |                |          |
| vs. No. 8 Notre Dame (NCAAT)       | March 28, 2015 | W, 68-66               |                                    |                |          |
| vs. No. 20 W. Virginia (NCAAT)     | March 26, 2015 | W, 78-39               |                                    |                |          |
| vs. No. 21 Arkansas (SECT)         | March 15, 2015 | W, 78-63               |                                    |                |          |
| vs. No. 18 ARKANSAS                | Feb. 28, 2015  | W, 84-67               |                                    |                |          |
| at No. 4 Louisville                | Dec. 27, 2014  | W, 58-50               |                                    |                |          |
| vs. No. 21 NORTH CAROLINA          | Dec. 13, 2014  | W, 84-70               |                                    |                |          |
| vs. No. 6 TEXAS                    | Dec. 5, 2014   | W, 63-51               |                                    |                |          |
| vs. No. 5 Kansas (Indianapolis)    | Nov. 18, 2014  | W, 72-40               |                                    |                |          |
| vs. No. 18 UConn (NCAAT)           | April 7, 2014  | L, 60-54               |                                    |                |          |
| vs. No. 12 Wisconsin (NCAAT)       | April 5, 2014  | W, 74-73               |                                    |                |          |
| vs. No. 7 Michigan (NCAAT)         | March 30, 2014 | W, 75-72               |                                    |                |          |
| vs. No. 5 Louisville (NCAAT)       | March 28, 2014 | W, 74-69               |                                    |                |          |
| vs. No. 2 Wichita State (NCAAT)    | March 23, 2014 | W, 78-76               |                                    |                |          |
| vs. No. 1 Florida (SECT)           | March 16, 2014 | L, 61-60               |                                    |                |          |
| at No. 1 Florida                   | March 8, 2014  | L, 84-65               |                                    |                |          |
| vs. No. 3 FLORIDA                  | Feb. 15, 2014  | L, 69-59               |                                    |                |          |
| vs. No. 4 LOUISVILLE               | Dec. 28, 2013  | W, 73-66               |                                    |                |          |
| at No. 18 North Carolina           | Dec. 14, 2013  | L, 82-77               |                                    |                |          |
| vs. No. 20 Baylor (Dallas)         | Dec. 6, 2013   | L, 67-62               |                                    |                |          |
| vs. No. 2 Mich. State (Chicago)    | Nov. 12, 2013  | L, 78-74               |                                    |                |          |
| vs. No. 11 FLORIDA                 | March 9, 2013  | W, 61-57               |                                    |                |          |
| at No. 7 Florida                   | Feb. 12, 2013  | L, 69-52               |                                    |                |          |

### Calipari's Record at Kentucky ...

|            |       |              |       |
|------------|-------|--------------|-------|
| vs. No. 1  | 3-2   | vs. Top 25   | 68-48 |
| vs. Top 3  | 5-8   | Home         | 24-7  |
| vs. Top 5  | 14-13 | Away         | 11-21 |
| vs. Top 10 | 27-28 | Neutral      | 33-20 |
| vs. Top 15 | 42-33 | SEC Tourney  | 6-3   |
| vs. Top 20 | 55-43 | NCAA Tourney | 17-7  |

## #LaFamilia NBA Awards

|   |      |                                   |      |
|---|------|-----------------------------------|------|
| <b>NBA Player of the Year</b>               |      | <b>NBA All-Star Team</b>          |      |
| Derrick Rose                                | 2011 | Bam Adebayo                       | 2023 |
|   |      | Shai Gilgeous-Alexander           | 2023 |
| <b>NBA Rookie of the Year</b>               |      | Julius Randle                     | 2023 |
| Karl-Anthony Towns                          | 2016 | Devin Booker                      | 2022 |
| Tyreke Evans                                | 2010 | Karl-Anthony Towns                | 2022 |
| Derrick Rose                                | 2009 | Devin Booker                      | 2021 |
|   |      | Anthony Davis                     | 2021 |
| <b>NBA Defensive Player of the Year</b>     |      | Julius Randle                     | 2021 |
| Marcus Camby                                | 2007 | Bam Adebayo                       | 2020 |
|   |      | Devin Booker                      | 2020 |
| <b>NBA Most Improved Player of the Year</b> |      | Anthony Davis                     | 2020 |
| Julius Randle                               | 2021 | Anthony Davis                     | 2019 |
|   |      | Karl-Anthony Towns                | 2019 |
| <b>NBA Sixth Man of the Year</b>            |      | DeMarcus Cousins                  | 2018 |
| Tyler Herro                                 | 2022 | Anthony Davis                     | 2018 |
|   |      | Karl-Anthony Towns                | 2018 |
| <b>NBA Cares Community Assist Award</b>     |      | John Wall                         | 2018 |
| Devin Booker                                | 2021 | DeMarcus Cousins                  | 2017 |
| D. Cousins (offseason)                      | 2017 | Anthony Davis                     | 2017 |
| John Wall                                   | 2016 | Anthony Davis                     | 2016 |
|   |      | John Wall                         | 2016 |
| <b>All-NBA Team</b>                         |      | DeMarcus Cousins                  | 2015 |
| Devin Booker (1st)                          | 2022 | Anthony Davis                     | 2015 |
| Karl-Anthony Towns (3rd)                    | 2022 | John Wall                         | 2015 |
| Julius Randle (2nd)                         | 2021 | Anthony Davis                     | 2014 |
| Anthony Davis (1st)                         | 2020 | John Wall                         | 2014 |
| Anthony Davis (1st)                         | 2018 | Derrick Rose                      | 2012 |
| Karl-Anthony Towns (3rd)                    | 2018 | Derrick Rose                      | 2011 |
| Anthony Davis (1st)                         | 2017 | Derrick Rose                      | 2010 |
| John Wall (3rd)                             | 2017 |                                   |      |
| DeMarcus Cousins (2nd)                      | 2016 | <b>All-Star Game MVP</b>          |      |
| Anthony Davis (1st)                         | 2015 | Anthony Davis                     | 2017 |
| DeMarcus Cousins (2nd)                      | 2015 |                                   |      |
| Derrick Rose (1st)                          | 2012 | <b>Rising Stars Challenge MVP</b> |      |
| Derrick Rose (1st)                          | 2011 | Jamal Murray                      | 2017 |
|   |      | John Wall                         | 2011 |
|   |      | Tyreke Evans                      | 2010 |
| <b>All-NBA Rookie Team</b>                  |      |                                   |      |
| Immanuel Quickley (2nd)                     | 2021 | <b>Slam Dunk Contest Winner</b>   |      |
| Tyler Herro (2nd)                           | 2020 | Hamidou Diallo                    | 2019 |
| PJ Washington (2nd)                         | 2020 | John Wall                         | 2014 |
| S. Gilgeous-Alexander (2nd)                 | 2019 |                                   |      |
| Jamal Murray (2nd)                          | 2017 | <b>3-Point Contest Winner</b>     |      |
| Karl-Anthony Towns (1st)                    | 2016 | Karl-Anthony Towns                | 2022 |
| Devin Booker (1st)                          | 2016 | Devin Booker                      | 2018 |
| Willie Cauley-Stein (2nd)                   | 2016 |                                   |      |
| Nerlens Noel (1st)                          | 2015 | <b>Skills Challenge Winner</b>    |      |
| Anthony Davis (1st)                         | 2013 | Bam Adebayo                       | 2020 |
| M. Kidd-Gilchrist (2nd)                     | 2013 | Karl-Anthony Towns                | 2016 |
| Brandon Knight (1st)                        | 2012 | Derrick Rose                      | 2009 |
| DeMarcus Cousins (1st)                      | 2011 |                                   |      |
| John Wall (1st)                             | 2011 |                                   |      |
| Eric Bledsoe (2nd)                          | 2011 |                                   |      |
| Tyreke Evans (1st)                          | 2010 |                                   |      |
| Derrick Rose (1st)                          | 2010 |                                   |      |
| Marcus Camby (1st)                          | 1997 |                                   |      |
| <b>All-NBA Defensive Team</b>               |      |                                   |      |
| Bam Adebayo (2nd)                           | 2022 |                                   |      |
| Bam Adebayo (2nd)                           | 2021 |                                   |      |
| Bam Adebayo (2nd)                           | 2020 |                                   |      |
| Anthony Davis (1st)                         | 2020 |                                   |      |
| Eric Bledsoe (2nd)                          | 2020 |                                   |      |
| Eric Bledsoe (1st)                          | 2019 |                                   |      |
| Anthony Davis (1st)                         | 2018 |                                   |      |
| Anthony Davis (2nd)                         | 2017 |                                   |      |
| Anthony Davis (2nd)                         | 2015 |                                   |      |
| John Wall (2nd)                             | 2015 |                                   |      |
| Marcus Camby (1st)                          | 2008 |                                   |      |
| Marcus Camby (1st)                          | 2007 |                                   |      |
| Marcus Camby (2nd)                          | 2006 |                                   |      |
| Marcus Camby (2nd)                          | 2005 |                                   |      |



# CATS IN THE NBA



## BAM ADEBAYO (Miami Heat)

- 2020 and 2023 NBA All-Star is a three-time selection to the All-NBA Defensive Second Team
- In his sixth season with the Miami Heat, is averaging a career-best 21.6 points per game



## DEVIN BOOKER (Phoenix Suns)

- First-team selection to the All-NBA Team in 2022 and a three-time NBA All-Star
- In his eighth season with the Phoenix Suns, is averaging 27.1 points and 5.6 assists per game



## BRANDON BOSTON JR. (LA Clippers)

- Second-round pick in the 2021 draft and traded to the Clippers
- Averaging 6.4 points and 1.4 rebounds per game in 11.5 minutes per contest



## ANTHONY DAVIS (LA Lakers)

- NBA Champion in 2020, four-time All-NBA selection, eight-time NBA All-Star and All-Star MVP in 2017
- Dec. 5 Western Conference Player of the Week is averaging 26.9 points and 12.0 boards per game



## HAMIDOU DIALLO (Detroit Pistons)

- Seen action in more than 200 games as a pro, and averaged a career-best 11.9 ppg in 2021
- In his sixth NBA season, is going for 8.4 points per game while shooting 57.5% from the field



## DE'AARON FOX (Sacramento Kings)

- Averaged a career-best 25.2 points per game in 2020-21
- Nov. 21 Western Conference Player of the Week is averaging 24.3 points and 6.1 assists per game



## WENYEN GABRIEL (LA Lakers)

- Undrafted player who has seen action in five NBA seasons, averaging 6.7 ppg in 2021-22
- In his second season with the Lakers, is averaging 6.5 points and 4.0 rebounds per game



## SHAI GILGEOUS-ALEXANDER (OKC Thunder)

- Named a 2023 All-Star in his fifth NBA season and fourth with the Thunder
- Averaging a career-high 30.8 points to go along with 5.6 assists and 4.8 boards per game



## TYLER HERRO (Miami Heat)

- Claimed NBA Sixth Man of the Year honors in 2022, signed a four-year \$130 extension in October
- In his fourth season with the Miami Heat, is going for 20.3 points and 5.8 boards per game



## ISAIAH JACKSON (Indianapolis Pacers)

- Drafted 22nd overall by Indianapolis in 2021, averaged 8.3 points and 1.4 blocks as a rookie
- Averaging 6.8 points, 4.0 rebounds and 1.5 blocks per game in 2022-23



## KELDON JOHNSON (San Antonio Spurs)

- Signed a four-year, \$80 million extension with San Antonio in August
- Averaging a career-high 21.8 points to go along with 4.8 rebounds per game



## KEVIN KNOX II (Detroit Pistons)

- Ninth overall pick in the 2018 NBA Draft and is in his fifth season and first with the Pistons
- Averaging 5.9 points and 2.5 rebounds per game



## TREY LYLES (Sacramento Kings)

- In his eighth season and second with the Kings after being selected 12th overall in 2015
- Averaging 7.2 points and 3.7 rebounds per contest



## TYRESE MAXEY (Philadelphia 76ers)

- Named the November Cares Community Assist Award winner in 2022
- Averaging 20.2 points, 3.8 assists and 2.8 boards per game



## MALIK MONK (Sacramento Kings)

- Signed with the Kings in the offseason, and is playing in his sixth NBA season
- Going for 13.3 points, 3.9 assists and 2.5 rebounds per game



## JAMAL MURRAY (Denver Nuggets)

- Returned to action for the Nuggets after missing the entire 2021-22 season following an ACL injury
- Averaging 19.8 points, 5.8 assists and 4.1 rebounds per contest



## NERLENS NOEL (Detroit Pistons)

- Signed with Detroit as a free agent in the offseason after being drafted sixth overall in 2013
- Averaging 2.5 points and 2.8 boards in his ninth NBA season



## IMMANUEL QUICKLEY (New York Knicks)

- In his third NBA season with the Knicks after being selected 25th in 2020
- Averaging 12.6 points, 4.1 rebounds and 3.3 assists in 27.8 minutes per game



## JULIUS RANDLE (New York Knicks)

- The 2021 NBA Most Improved Player is a 2021 and 2023 NBA All-Star
- Averaging a career-high 24.7 points to go along with 10.9 rebounds and 4.1 assists per game



## NICK RICHARDS (Charlotte Hornets)

- In his third NBA seasons with the Charlotte Hornets
- Averaging 8.1 points and 5.6 rebounds per game while shooting 62.4% from the field



## OLIVIER SARR (Oklahoma City Thunder)

- Signed with the Blazers in the offseason as a free agent, was released and signed with OKC
- Appeared in 22 games during his rookie season with OKC and averaged 7.0 points per game



## SHAEDON SHARPE (Portland Trail Blazers)

- Drafted seventh overall by the Blazers in the 2022 NBA Draft
- Averaging 7.7 points and 2.4 rebounds in 19.8 minutes per contest



## KARL-ANTHONY TOWNS (Minnesota Timberwolves)

- NBA Rookie of the Year in 2016, three-time NBA All-Star and two-time All-NBA Third Team selection
- Has battled a calf injury for most of the season, averaging 20.8 points, 8.2 boards and 5.3 assists



## JARRED VANDERBILT (Utah Jazz)

- Selected 41st overall in 2018, entering his sixth season and first with the Jazz
- Averaging a career-best 8.5 points to go along with 7.8 rebounds and 2.7 assists per game



## JOHN WALL (LA Clippers)

- Kentucky's first No. 1 overall selection was an All-NBA Third Team selection in 2017
- Five-time NBA All-Star is averaging 11.4 points and 5.2 assists per game



## PJ WASHINGTON JR. (Charlotte Hornets)

- In his fourth season with Charlotte after being picked 12th overall in 2019
- Averaging 14.9 points, 4.6 rebounds and 2.4 assists per game



## TYTY WASHINGTON JR. (Houston Rockets)

- Taken 29th overall by the Grizzlies and traded to Houston during the 2022 NBA Draft
- Averaging 3.2 points, 1.3 rebounds and 1.3 assists in 11.8 minutes per game in his rookie season

## Player Spotlight



In his All-Star season, Shai Gilgeous-Alexander is fourth in the league in scoring at 31.0 points per game. He poured in 42 points in a record-breaking win for the Thunder on Feb. 4.

Gilgeous-Alexander now has four 40-point games this season. Prior to 2022-23, he had only achieved the feat once.

He averaged 14.4 points per game and 5.1 assists for the Wildcats during the 2017-18 season. Gilgeous-Alexander helped the Wildcats to an SEC Tournament crown and was MVP. Additionally, he was an All-SEC Second Team and All-SEC Freshman Team. He was then drafted 11th overall by the Hornets before his draft rights were traded to the Clippers.

Scan for updated stats, news and more on each player ...



# COACH CALIPARI

A “players-first” coach with a penchant for helping people reach their dreams, John Calipari, a Naismith Memorial Basketball Hall of Famer, has guided six teams to the Final Four, led one to a national championship and helped 54 players earn selection in the NBA Draft during his 30-year college coaching career.

Calipari guided Kentucky to its eighth national championship and his first national title in 2012. In becoming only the second coach in NCAA history to lead three different schools to the Final Four, he has racked up more than 800 on-court victories, 21 NCAA Tournament on-court appearances, six Final Fours and numerous national coach of the year honors.

From UMass to Memphis and now Kentucky, Calipari’s career has been successful throughout, but his most recent run in Lexington has been the best stretch of his career. During Calipari’s first 13 seasons at UK, he has led all coaches in NCAA Tournament wins (31), Final Fours (four), Elite Eights (seven) and Sweet 16s (eight).

In 2015, Coach Cal led college basketball’s first ever 38-0 team, and became one of just three coaches to make four Final Fours in a five-year span. At the end of the season, Calipari became the 96th coach to join the Naismith Memorial Basketball Hall of Fame.

While building a program out of obscurity at UMass, laying the foundation at Memphis and restoring luster at the sport’s greatest program at Kentucky, he totaled the second-most wins in NCAA history in the first 20 years of a college coaching career.

Quite honestly, though, Calipari’s on-court success overshadows a much more significant picture.

In his goal to lead a players-first program, he has helped more than 50 young men realize their dreams and reach the NBA level with 56 players earning NBA Draft selections, including a record five first-round draft picks in 2010. Two years later, six Wildcats heard their names called at the 2012 draft, the most in the two-round draft era. UK, with Calipari’s help, would tie those six picks again in 2015, including a record-tying four lottery selections. His four No. 1 overall picks are more than any other coach, and he has had 45 players drafted during his first 13 years at Kentucky, including 34 first-round picks.

Calipari’s players have entered the league NBA-ready. His players have garnered 31 All-Star selections -- all since 2010 -- with Anthony Davis winning the game’s MVP honor in 2017. Derrick Rose was named NBA MVP in 2011. Six of his players have been tabbed All-NBA (11 times), three have been named NBA Rookie of the Year and 15 players from Calipari’s first 12 teams at Kentucky have made the NBA All-Rookie teams. He is the only coach in history to have a player win each of the NBA’s major honors: MVP, Rookie of the Year, Most Improved Player and Sixth Man of the Year.

Much like he did at UMass, where his players graduated at nearly 80%, Calipari has stressed academics. Seventeen of his last 20 seniors at Memphis earned their bachelor’s degrees, and all 23 players at UK who were eligible to graduate by the end of their senior years walked away with a diploma in hand, including five players who earned their degree in just three years. Calipari’s teams routinely have posted a combined team grade-point average of 3.0 or better.

Calipari has raised millions of dollars to help the lives of those in need in the Commonwealth and beyond. He has had a particular passion to assist those impacted by natural disasters. For instance, in 2010, he used a telethon to raise more than \$1 million for victims of the devastating earthquake in Haiti. He followed that up with telethons in 2012, raising \$1 million for victims of Superstorm Sandy, in 2017 for victims of Hurricane Harvey, played a leading role in the “Kentucky United” efforts that generated more than \$5 million for victims of devastating tornadoes in Western Kentucky in 2021, and raised nearly \$4 million with the Kentucky Flood Relief Telethon and open practice at Rupp Arena in 2022.

Calipari launched his foundation in 2012, and since then the foundation has worked with several key partners and donated more than \$1.5 million, a figure that does not include matching funds that have been contributed from individuals and corporations. In 2013, Calipari initiated hosting an annual alumni weekend around his basketball fantasy experience with the intent to raise money for charity. After generating \$350,000 for selected organizations and charities during the inaugural game, the weekend has generated millions of dollars for charity since its inception.

In 2019, when federal workers were without pay due to a government shutdown, he, his wife and his foundation assisted workers with financial help and grocery gift cards. He and his wife, Ellen, teamed up with Fayette County Public Schools to help families in need during the COVID-19 pandemic.

His latest efforts include spearheading the creation of the John McLendon Minority Leadership Initiative, a nationwide coach-driven initiative to provide minorities a jump-start to their careers through practical experiences, opportunities to build their network and instilling the values of John McLendon: integrity, education, leadership and mentorship. Participants in the initiative will be known as MLI Future Leaders.

In 2017, Coach Cal was named the head coach of the 2017 USA Basketball Men’s U19 World Cup Team, which finished third at the 2017 FIBA U19 World Cup in Cairo.

Author of five books, including the New York Times Best Seller “Players First: Coaching from the Inside Out,” Calipari is a master of communication and maximizing talent. He lives by the motto that “it’s never a matter of how far you have fallen, but instead it’s about how high you bounce back.”



## BIOGRAPHICAL INFORMATION

**Date of Birth:** Feb. 10, 1959 | **Wife:** Ellen  
**Children:** Erin, Megan, Brad

### Education

Clarion State (1982)

### Head Coaching Experience

University of Massachusetts (1989-96)

New Jersey Nets (NBA) (1997-99)

University of Memphis (2001-09)

University of Kentucky (2010-present)

## COACHING AWARDS

- 2022 Jefferson Award
- 2022 Conference USA Hall of Fame
- 2021 NABC Guardians of the Game Pillar Award - Inclusion
- NABC District 20 Coach of the Year
- USBWA District IV Coach of the Year
- 2020 SEC Coach of the Year (Coaches)
- 2019 *The Sporting News* Coach of the Decade
- 2018 Naismith Hall of Fame 'Service Above Self' Honoree
- 2018 NABC Metropolitan Award
- 2015 Naismith Memorial Basketball Hall of Fame Inductee
- 2015 AP National Coach of the Year
- 2015 Naismith National Coach of the Year
- 2015 NABC National Coach of the Year
- 2015 The Sporting News National Coach of the Year
- 2015 Adolph Rupp National Coach of the Year
- 2015 SEC Coach of the Year (AP/Coaches)
- 2015 USBWA District IV Coach of the Year
- 2012 Nell & John Wooden Coach of the Year Leadership Award
- 2012 Naismith National Coach of the Year Finalist
- 2012 SEC Coach of the Year (AP/Coaches)
- 2010 Adolph Rupp National Coach of the Year
- 2010 Naismith National Coach of the Year Finalist
- 2010 SEC Coach of the Year (AP)
- 2010 *Sporting News* SEC Coach of the Year
- 2010 Yahoo! Sports SEC Coach of the Year
- 2010 USBWA District IV Coach of the Year
- 2009 NABC National Co-Coach of the Year
- 2009 *Sports Illustrated* National Coach of the Year
- 2009 Phelan National Coach of the Year
- 2009 Iba National Coach of the Year Finalist
- 2009 C-USA Coach of the Year
- 2008 Naismith National Coach of the Year
- 2008 C-USA Coach of the Year
- 2008 Iba National Coach of the Year Finalist
- 2008 Phelan National Coach of the Year Finalist
- 2007 Phelan National Coach of the Year Finalist
- 2007 USBWA District IV Coach of the Year
- 2007 *Basketball Times* South Region Coach of the Year
- 2006 C-USA Coach of the Year
- 2004 NABC District 7 Coach of the Year
- 1996 Naismith National Coach of the Year
- 1996 NABC National Coach of the Year
- 1996 *The Sporting News* National Coach of the Year
- 1996 Atlantic 10 Coach of the Year
- 1995 Naismith National Coach of the Year Finalist
- 1994 Naismith National Coach of the Year Finalist
- 1994 Atlantic 10 Coach of the Year
- 1993 USBWA District I Coach of the Year
- 1993 Atlantic 10 Coach of the Year



# COACH CALIPARI

## NCAA DIVISION I ACTIVE WINNINGEST COACHES

(On-court by percentage - min. 10 yrs. at Division I level entering the 2022-23 season)

| NO. | COACH/TEAM           | YRS.      | PCT.        |
|-----|----------------------|-----------|-------------|
| 1.  | Mark Few             | 23        | .836        |
| 2.  | <b>John Calipari</b> | <b>30</b> | <b>.771</b> |
| 3.  | Bill Self            | 29        | .769        |
| 4.  | Thad Matta           | 17        | .740        |
| 5.  | Rick Pitino          | 34        | .739        |

## SINCE 2005-06 ...

Since the 2005-06 season, John Calipari's on-court record ranks him as one of the winningest coaches. Totals through Feb. 4.

|    | COACH                | RECORD         |
|----|----------------------|----------------|
| 1. | Bill Self            | 526-113        |
| 2. | <b>John Calipari</b> | <b>518-122</b> |
|    | Mark Few             | 518-97         |
| 4. | Mike Krzyzewski      | 481-122        |
| 5. | Tom Izzo             | 447-179        |

## MISCELLANEOUS ON-COURT RECORDS

**Overall On-Court Record:** .....826-248 (.769)  
**March/April Record:**.....167-55 (.752)  
**NCAAT Record:**.....56-20 (.737)  
**Record in Conference Games:**.....388-123 (.759)  
**Record in Conference Tournament:**.....58-14 (.806)

- Calipari owns the NCAA's most single-season wins with 38, tying his own record (Memphis in '08 and UK in '12) in 2015 with 38 wins. He owns the most single-season wins at UMass, Memphis and UK
- Calipari is the winningest coach in NCAA Division I history for a five-year span with 173 victories (2008-12)
- Calipari is the first coach in NCAA Division I history to record five straight on-court 30-win seasons. Memphis hit the 30-win plateau from 2006-09
- Calipari is one of only two coaches (Rick Pitino) to lead three different schools to a Final Four
- Calipari is one of only three coaches (John Wooden, Mike Krzyzewski) to go to four Final Fours in five seasons
- Calipari has advanced to the Sweet Sixteen in 12 of the last 16 NCAA Tournaments and the Elite Eight in 10 of the last 16
- Calipari started with a 54-0 record in Rupp Arena as head coach of the Wildcats
- Calipari has helped 43 players earn selection in the NBA Draft (32 first-round picks) over the last 12 seasons
- Calipari has more wins (327) in a 10-year period (2006-15) than any other coach in college basketball history
- Calipari is the fourth-fastest NCAA Division I men's basketball coach to reach 300 victories at a single school
- Calipari's 31 combined regular season and tournament league titles trail only Mark Few (39) of Gonzaga for the most among active coaches
- Calipari is the fourth-fastest coach to 800 on-court wins, behind Adolph Rupp, Roy Williams and Dean Smith
- Calipari has the second-most wins in school history, behind only Adolph Rupp
- Calipari's 31 NCAA Tournament wins are the most in school history. Rupp had 30

## CAL IN CONFERENCE

| SEC COACHES                    | CONFERENCE CHAMPIONSHIPS | Tournament Championships | NCAA Tournament Appearances |
|--------------------------------|--------------------------|--------------------------|-----------------------------|
| Nate Oats, Alabama             | 4                        | 4                        | 5                           |
| Eric Musselman, Arkansas       | 3                        | 1                        | 5                           |
| Bruce Pearl, Auburn            | 8                        | 3                        | 20                          |
| Todd Golden, Florida           | 0                        | 0                        | 1                           |
| Mike White, Georgia            | 3                        | 0                        | 4                           |
| <b>John Calipari, Kentucky</b> | <b>16</b>                | <b>15</b>                | <b>21</b>                   |
| Matt McMahon, LSU              | 4                        | 3                        | 3                           |
| Dennis Gates, Missouri         | 2                        | 2                        | 1                           |
| Kermit Davis, Ole Miss         | 5                        | 4                        | 6                           |
| Chris Jans, Mississippi State  | 4                        | 3                        | 3                           |
| Lamont Paris, South Carolina   | 1                        | 1                        | 1                           |
| Rick Barnes, Tennessee         | 4                        | 2                        | 26                          |
| Buzz Williams, Texas A&M       | 1                        | 0                        | 8                           |
| Jerry Stackhouse, Vanderbilt   | 0                        | 0                        | 0                           |
| <b>TOTALS</b>                  | <b>55</b>                | <b>38</b>                | <b>104</b>                  |

## CALIPARI VS. ALL OPPONENTS

|                               |                               |                                |                             |
|-------------------------------|-------------------------------|--------------------------------|-----------------------------|
| Abilene Christian .....1-0    | Fort Wayne .....1-0           | Mount St. Mary's.....2-0       | Southwest Texas St. ....1-0 |
| Alabama .....19-7             | Furman .....1-0               | Murray State.....1-0           | St. Bonaventure .....17-1   |
| Albany.....2-0                | George Mason.....1-0          | Nevada .....1-0                | St. John's.....1-0          |
| Arizona .....1-1              | George Washington.....8-9     | New Hampshire.....5-0          | St. Joseph's .....15-5      |
| Arizona State .....2-1        | Georgetown.....2-1            | New Mexico.....1-0             | St. Mary's.....1-0          |
| Arkansas .....13-8            | Georgia.....21-3              | New Orleans.....1-0            | St. Peter's .....1-0        |
| Arkansas-Little Rock .....3-0 | Georgia Tech.....2-2          | NJIT.....1-0                   | Stanford .....3-2           |
| Arkansas-Pine Bluff.....1-0   | Gonzaga.....4-1               | North Carolina .....8-4        | Stephen F. Austin .....1-0  |
| Arkansas State .....4-0       | Grand Canyon .....1-0         | North Carolina State.....1-0   | Stony Brook .....1-0        |
| Auburn.....13-6               | Hampton.....1-0               | North Dakota .....1-0          | Syracuse.....3-2            |
| Austin Peay.....6-1           | Hartford.....2-0              | North Florida .....2-0         | TCU .....7-1                |
| Baylor .....1-2               | Harvard.....2-0               | North Texas.....1-0            | Temple.....13-11            |
| Bellarmine .....1-0           | High Point .....1-0           | Northeastern .....3-1          | Tennessee .....20-15        |
| Belmont .....2-0              | Hofstra .....1-0              | Northern Kentucky .....2-0     | Tennessee State.....1-0     |
| Boise State.....1-0           | Holy Cross.....4-1            | Northwestern State.....1-0     | Tennessee Tech.....1-0      |
| Boston .....7-1               | Houston .....17-3             | Notre Dame .....2-3            | Texas .....2-2              |
| Boston College.....2-0        | Howard.....2-0                | Oakland .....1-0               | Texas A&M.....12-3          |
| Bradley .....1-0              | Illinois .....1-1             | Ohio .....1-0                  | Texas Tech .....1-0         |
| Bucknell .....1-0             | Illinois State .....1-0       | Ohio State .....1-3            | Towson State .....1-0       |
| Buffalo .....3-0              | Indiana .....3-2              | Oklahoma .....5-1              | Troy.....1-0                |
| BYU .....1-0                  | Iowa .....0-1                 | Oklahoma State.....0-2         | Tulane .....16-0            |
| Cal State Northridge .....1-0 | Iowa State.....2-0            | Old Dominion .....2-0          | Tulsa .....11-1             |
| Canisius .....1-0             | Jackson State .....2-0        | Ole Miss.....18-5              | UAB.....15-3                |
| Central Conn. St.....2-0      | Kansas.....5-8                | Oral Roberts .....1-0          | UCF .....5-0                |
| Central Michigan.....1-0      | Kansas State .....2-1         | Oregon State.....1-0           | UCLA .....4-5               |
| Charlotte.....2-3             | Keene State .....1-0          | Pennsylvania.....3-0           | UIC .....1-0                |
| Chattanooga .....2-0          | Kentucky .....2-4             | Penn State .....4-4            | UNC Asheville .....2-0      |
| Christian Brothers.....2-0    | La Salle .....3-0             | Pepperdine .....1-0            | UNC Greensboro .....2-0     |
| Cincinnati.....6-7            | Lafayette (Pa.).....1-0       | Pittsburgh .....2-1            | UNC Wilmington.....1-0      |
| Cleveland State.....4-0       | Lamar.....5-0                 | Portland .....3-0              | USF .....10-1               |
| Coastal Carolina.....1-0      | LIU-Brooklyn .....1-0         | Princeton .....2-0             | Utah .....2-2               |
| Colorado .....1-1             | Lipscomb .....1-0             | Providence.....3-1             | Utah Valley .....2-0        |
| Colorado State.....0-1        | Long Beach State .....1-0     | Purdue .....2-1                | UTEP .....5-0               |
| Columbia .....1-0             | Louisiana Tech .....1-1       | Radford.....1-0                | UT Arlington .....3-0       |
| Connecticut .....2-5          | Louisville.....18-8           | Rhode Island.....16-2          | UT Martin .....5-0          |
| Coppin State.....1-0          | Loyola .....1-0               | Rice.....4-0                   | Valparaiso .....1-0         |
| Cornell .....1-0              | Lowell .....2-1               | Richmond .....1-1              | Vanderbilt.....25-4         |
| Dartmouth.....1-0             | LSU .....15-4                 | Rider .....1-0                 | Vermont.....3-0             |
| Davidson .....1-0             | Manhattan .....2-0            | Robert Morris .....2-1         | Villanova .....2-0          |
| Dayton .....1-0               | Marist .....2-0               | Rutgers .....11-4              | Virginia .....0-1           |
| DePaul .....4-2               | Marquette .....3-1            | Saint Louis .....4-3           | Virginia Tech .....3-0      |
| Detroit .....1-0              | Marshall.....6-0              | Saint Peter's.....0-1          | VMI .....1-0                |
| Drexel .....2-0               | Maryland.....5-3              | Sam Houston State .....1-0     | Wake Forest.....2-1         |
| Duke .....1-4                 | Massachusetts.....1-0         | Samford .....3-0               | Washington .....1-0         |
| Duquesne .....13-4            | Memphis .....1-0              | Santa Clara .....1-0           | West Virginia .....13-7     |
| East Carolina.....7-0         | Miami (Fla.) .....0-1         | Savannah State.....1-0         | Western Kentucky .....3-0   |
| East Tennessee State .....4-0 | Miami (Ohio) .....2-0         | Seton Hall .....1-1            | Wichita State .....2-0      |
| Eastern Kentucky .....4-0     | Michigan .....2-0             | Siena.....4-0                  | Winthrop .....3-0           |
| Eastern Michigan.....2-0      | Michigan State.....3-2        | SMU .....7-0                   | Wisconsin .....1-1          |
| Evansville .....0-1           | Middle Tennessee.....3-0      | South Carolina .....16-5       | Wofford .....2-0            |
| Fairfield.....1-0             | Milwaukee .....1-0            | South Carolina State.....1-0   | Wright State.....1-0        |
| Fairleigh Dickinson .....1-0  | Mississippi State .....17-1   | Southern .....1-0              | Xavier.....2-2              |
| Florida .....23-9             | Mississippi Valley St.....1-0 | Southern Cal.....2-0           | Yale .....2-0               |
| Florida A&M .....1-0          | Missouri.....11-5             | South Connecticut.....1-0      |                             |
| Florida State .....1-1        | Monmouth .....2-0             | Southeastern Louisiana.....3-0 |                             |
| Florida Tech .....0-1         | Montana State.....1-0         | Southern Illinois.....1-0      |                             |
| Fordham .....5-0              | Morehead State.....3-0        | Southern Miss .....15-4        |                             |





# INDIVIDUAL GAME RECORDS CAL ERA

## MOST POINTS\*\*

| Pts. | Player vs. Opponent                    | Date     |
|------|--|----------|
| 47   | Malik Monk vs. North Carolina          | 12/17/16 |
| 39   | De'Aaron Fox vs. UCLA                  | 3/24/17  |
| 37   | Oscar Tshiebwe vs. GEORGIA             | 1/17/23  |
| 37   | Malik Monk vs. GEORGIA                 | 1/31/17  |
| 35   | Jamal Murray vs. FLORIDA               | 2/6/16   |
| 35   | Terrence Jones vs. AUBURN              | 1/11/11  |
| 34   | Kevin Knox at West Virginia            | 1/27/17  |
| 34   | Malik Monk at Ole Miss                 | 12/29/16 |
| 33   | Malik Monk vs. FLORIDA                 | 2/25/17  |
| 33   | Jamal Murray at Vanderbilt             | 2/27/16  |
| 33   | Jamal Murray vs. Ohio State            | 12/19/15 |
| 32   | Doron Lamb vs. WINTHROP                | 12/22/10 |
| 30   | Oscar Tshiebwe vs. Saint Peter's       | 3/17/22  |
| 30   | Oscar Tshiebwe at Arkansas             | 2/26/22  |
| 30   | Oscar Tshiebwe at Vanderbilt           | 1/11/22  |
| 30   | Immanuel Quickley at Texas A&M         | 2/25/20  |
| 30   | Shai Gilgeous-Alexander vs. VANDERBILT | 1/30/18  |
| 30   | Tyler Ulis vs. Texas A&M               | 3/13/16  |
| 30   | Brandon Knight vs. West Virginia       | 3/19/11  |

**SEC:** 37, Oscar Tshiebwe vs. GEORGIA, 1/17/23  
**Postseason:** 39, De'Aaron Fox vs. UCLA, 3/24/17  
**SEC Tourney:** 30, Tyler Ulis vs. Texas A&M, 3/13/16  
**NCAA Tourney:** 39, De'Aaron Fox vs. UCLA, 3/24/17  
**Rupp Arena:** 37, Oscar Tshiebwe vs. GEORGIA, 1/17/23  
**Road:** 34, Kevin Knox at West Virginia, 1/27/18  
**Neutral:** 47, Malik Monk vs. North Carolina, 12/17/16  
**Ranked Opp.:** 47, Malik Monk vs. North Carolina, 12/17/16  
**Freshman:** 47, Malik Monk vs. North Carolina, 12/17/16  
**Sophomore:** 30, Immanuel Quickley at Texas A&M, 2/25/20  
**Junior:** 30, Oscar Tshiebwe vs. Saint Peter's, 3/17/22  
**Senior:** 37, Oscar Tshiebwe vs. GEORGIA, 1/17/23  
**Graduate:** 25, Kellan Grady vs. ALABAMA, 2/19/22  
**Opener:** 26, Tyrese Maxey vs. Michigan State, 11/5/19  
**SEC Opener:** 34, Malik Monk at Ole Miss, 12/29/16

## MOST POINTS IN AN SEC GAME

| Pts. | Player vs. Opponent                    | Date     |
|------|--|----------|
| 37   | Oscar Tshiebwe vs. GEORGIA             | 1/17/23  |
| 37   | Malik Monk vs. GEORGIA                 | 1/31/17  |
| 35   | Jamal Murray vs. FLORIDA               | 2/6/16   |
| 35   | Terrence Jones vs. AUBURN              | 1/11/11  |
| 34   | Malik Monk at Ole Miss                 | 12/29/16 |
| 33   | Malik Monk vs. FLORIDA                 | 2/25/17  |
| 33   | Jamal Murray at Vanderbilt             | 2/27/16  |
| 30   | Oscar Tshiebwe at Arkansas             | 2/26/22  |
| 30   | Oscar Tshiebwe at Vanderbilt           | 1/11/22  |
| 30   | Immanuel Quickley at Texas A&M         | 2/25/20  |
| 30   | Shai Gilgeous-Alexander vs. VANDERBILT | 1/30/18  |
| 29   | Oscar Tshiebwe vs. GEORGIA             | 1/8/22   |
| 29   | Tyler Herro vs. ARKANSAS               | 2/26/19  |

## MOST POINTS IN A HALF

| Pts. | Player vs. Opponent                              | Date     |
|------|--|----------|
| 30   | Malik Monk <sup>1</sup> vs. FLORIDA              | 2/25/17  |
| 27   | Malik Monk <sup>1</sup> vs. North Carolina       | 12/17/16 |
| 27   | Jamal Murray <sup>2</sup> vs. Ohio State         | 12/19/15 |
| 25   | Nick Richards <sup>2</sup> vs. MISSISSIPPI STATE | 2/4/20   |
| 24   | De'Aaron Fox <sup>2</sup> vs. UCLA               | 3/24/17  |
| 24   | Malik Monk <sup>2</sup> at Ole Miss              | 12/29/16 |
| 23   | Oscar Tshiebwe <sup>2</sup> vs. GEORGIA          | 1/17/23  |
| 23   | Malik Monk <sup>2</sup> vs. GEORGIA              | 1/31/17  |
| 23   | Julius Randle <sup>2</sup> vs. Michigan State    | 11/12/13 |
| 22   | Oscar Tshiebwe <sup>2</sup> vs. YALE             | 12/10/22 |
| 22   | Immanuel Quickley <sup>2</sup> vs. FLORIDA       | 2/22/20  |
| 22   | Terrence Jones <sup>2</sup> vs. AUBURN           | 1/11/11  |
| 22   | Eric Bledsoe <sup>2</sup> vs. MOREHEAD STATE     | 11/13/09 |

1 - First Half; 2 - Second Half

## MOST POINTS OFF THE BENCH

| Pts. | Player vs. Opponent                    | Date     |
|------|--|----------|
| 35   | Terrence Jones vs. AUBURN              | 1/11/11  |
| 32   | Doron Lamb vs. WINTHROP                | 12/22/10 |
| 28   | PJ Washington vs. Auburn               | 3/31/19  |
| 27   | Antonio Reeves at Ole Miss             | 1/31/23  |
| 27   | Malik Monk vs. VANDERBILT              | 2/28/17  |
| 26   | Tyrese Maxey vs. Michigan State        | 11/5/19  |
| 26   | Kyle Wiltjer at Ole Miss               | 1/29/13  |
| 24   | Shai Gilgeous-Alexander vs. LOUISVILLE | 12/29/17 |
| 24   | Kyle Wiltjer vs. LOYOLA                | 12/22/11 |
| 24   | Doron Lamb at North Carolina           | 12/4/10  |

## MOST 3-POINTERS MADE

| 3s | Player vs. Opponent                | Date     |
|----|------------------------------------|----------|
| 8  | Immanuel Quickley at Texas A&M     | 2/25/20  |
| 8  | Malik Monk vs. North Carolina      | 12/17/16 |
| 8  | Jamal Murray vs. FLORIDA           | 2/6/16   |
| 8  | Eric Bledsoe vs. ETSU              | 3/18/10  |
| 7  | Kellan Grady vs. ALABAMA           | 2/19/22  |
| 7  | Kellan Grady vs. HIGH POINT        | 12/31/21 |
| 7  | Dontaie Allen at Mississippi State | 1/2/21   |
| 7  | Wenyen Gabriel vs. Alabama         | 3/10/18  |
| 7  | Malik Monk vs. GEORGIA             | 1/31/17  |
| 7  | Malik Monk vs. Michigan State      | 11/15/16 |
| 7  | Derek Willis vs. TENNESSEE         | 2/18/16  |
| 7  | Jamal Murray vs. Ohio State        | 12/19/15 |
| 7  | Kyle Wiltjer vs. LIPSCOMB          | 12/15/12 |
| 7  | Kyle Wiltjer vs. LAFAYETTE         | 11/16/12 |
| 7  | Doron Lamb vs. WINTHROP            | 12/22/10 |

## MOST FREE THROWS

| Fts | Player vs. Opponent                     | Date     |
|-----|---|----------|
| 14  | Olivier Sarr vs. VANDERBILT             | 1/5/21   |
| 14  | Immanuel Quickley vs. MISSISSIPPI STATE | 2/4/20   |
| 14  | Tyler Ulis at Arkansas                  | 1/21/16  |
| 13  | Oscar Tshiebwe vs. GEORGIA              | 1/17/23  |
| 13  | Nick Richards vs. MISSISSIPPI STATE     | 2/4/20   |
| 13  | Keldon Johnson vs. TENNESSEE STATE      | 11/23/18 |
| 13  | De'Aaron Fox vs. UCLA                   | 3/24/17  |
| 13  | Julius Randle at Ole Miss               | 2/18/14  |
| 13  | Julius Randle vs. BELMONT               | 12/21/13 |

## MOST REBOUNDS\*\*

| Rebs | Player vs. Opponent                   | Date     |
|------|---------------------------------------|----------|
| 28   | Oscar Tshiebwe vs. WESTERN KENTUCKY   | 12/22/21 |
| 24   | Oscar Tshiebwe vs. GEORGIA            | 1/17/23  |
| 22   | Oscar Tshiebwe vs. MISSISSIPPI STATE  | 1/25/22  |
| 20   | Oscar Tshiebwe vs. MISSOURI           | 12/29/21 |
| 20   | Oscar Tshiebwe vs. ROBERT MORRIS      | 11/12/21 |
| 20   | Oscar Tshiebwe vs. Duke               | 11/9/21  |
| 19   | Oscar Tshiebwe at Missouri            | 12/28/22 |
| 19   | Oscar Tshiebwe vs. FLORIDA            | 2/12/22  |
| 19   | Nick Richards vs. SOUTHERN ILLINOIS   | 11/9/18  |
| 19   | Michael Kidd-Gilchrist vs. LOUISVILLE | 12/31/11 |
| 18   | Oscar Tshiebwe vs. Michigan State     | 11/15/22 |
| 18   | Oscar Tshiebwe at Arkansas            | 2/26/22  |
| 18   | PJ Washington vs. VMI                 | 11/18/18 |
| 18   | Bam Adebayo vs. Northern Kentucky     | 3/17/17  |
| 18   | Anthony Davis vs. CHATTANOOGA         | 12/17/11 |
| 18   | DeMarcus Cousins vs. LOUISVILLE       | 1/2/10   |
| 18   | Patrick Patterson vs. RIDER           | 11/21/09 |
| 18   | DeMarcus Cousins vs. SAM HOUSTON ST.  | 11/19/09 |

**SEC:** 24, Oscar Tshiebwe, vs. GEORGIA, 1/17/23  
**Postseason:** 18, Bam Adebayo, vs. Northern Kentucky, 3/17/17  
**SEC Tourney:** 16, Julius Randle vs. LSU, 3/14/14  
**NCAA Tourney:** 18, Bam Adebayo, vs. Northern Kentucky, 3/17/17  
**Rupp Arena:** 28, Oscar Tshiebwe, vs. WESTERN KENTUCKY, 12/22/21  
**Road:** 19, Oscar Tshiebwe, at Missouri, 12/28/22  
**Neutral:** 20, Oscar Tshiebwe vs. Duke, 11/9/21  
**Ranked Opp.:** 20, Oscar Tshiebwe vs. Duke, 11/9/21  
**Freshman:** 19, M. Kidd-Gilchrist vs. LOUISVILLE, 12/31/11  
**Sophomore:** 19, Nick Richards vs. SOUTHERN ILLINOIS, 11/9/18  
**Junior:** 28, Oscar Tshiebwe, vs. WESTERN KENTUCKY, 12/22/21  
**Senior:** 24, Oscar Tshiebwe, vs. GEORGIA, 1/17/23  
**Graduate:** 12, Nate Sestina, vs. UTAH VALLEY, 11/18/19  
**Opener:** 20, Oscar Tshiebwe vs. Duke, 11/9/21  
**SEC Opener:** 20, Oscar Tshiebwe, vs. MISSOURI, 12/29/21  
*\*\*In some cases, the most recent occurrence is listed*

## MOST OFFENSIVE REBOUNDS

| Rebs | Player vs. Opponent                 | Date     |
|------|-------------------------------------|----------|
| 12   | Oscar Tshiebwe vs. Duke             | 11/9/21  |
| 11   | Oscar Tshiebwe vs. GEORGIA          | 1/17/23  |
| 10   | Oscar Tshiebwe vs. FLORIDA          | 2/12/22  |
| 10   | Oscar Tshiebwe vs. ROBERT MORRIS    | 11/12/21 |
| 9    | Oscar Tshiebwe at Missouri          | 12/28/22 |
| 9    | Nick Richards vs. SOUTHERN ILLINOIS | 11/9/18  |
| 9    | Willie Cauley-Stein vs. ARKANSAS    | 2/27/14  |
| 9    | DeMarcus Cousins vs. OLE MISS       | 2/2/10   |
| 9    | Patrick Patterson vs. RIDER         | 11/21/09 |

## MOST DEFENSIVE REBOUNDS

| Rebs | Player vs. Opponent                   | Date     |
|------|---------------------------------------|----------|
| 23   | Oscar Tshiebwe vs. WESTERN KENTUCKY   | 12/22/21 |
| 15   | Oscar Tshiebwe vs. MISSISSIPPI STATE  | 1/25/22  |
| 15   | Terrence Jones vs. Notre Dame         | 12/8/10  |
| 14   | Keldon Johnson vs. AUBURN             | 2/23/19  |
| 14   | DeMarcus Cousins vs. LOUISVILLE       | 1/2/10   |
| 13   | Oscar Tshiebwe vs. GEORGIA            | 1/17/23  |
| 13   | Oscar Tshiebwe vs. VANDERBILT         | 2/2/22   |
| 13   | Oscar Tshiebwe vs. MISSOURI           | 12/29/21 |
| 13   | Anthony Davis vs. LSU                 | 3/9/12   |
| 13   | Michael Kidd-Gilchrist vs. LOUISVILLE | 12/31/11 |
| 13   | Anthony Davis vs. CHATTANOOGA         | 12/17/11 |
| 13   | Terrence Jones vs. Washington         | 11/23/10 |

## MOST ASSISTS\*\*

| Assts. | Player vs. Opponent                | Date     |
|--------|------------------------------------|----------|
| 17     | TyTy Washington Jr. vs. GEORGIA    | 1/8/22   |
| 16     | John Wall vs. HARTFORD             | 12/29/09 |
| 14     | Sahvir Wheeler vs. NORTH FLORIDA   | 11/26/21 |
| 14     | Tyler Ulis vs. LSU                 | 3/5/16   |
| 14     | John Wall vs. UNC Asheville        | 11/30/09 |
| 12     | Sahvir Wheeler vs. ROBERT MORRIS   | 11/21/21 |
| 12     | Ashton Hagans vs. UAB              | 11/29/19 |
| 12     | Ashton Hagans vs. Tennessee        | 3/16/19  |
| 12     | De'Aaron Fox vs. STEPHEN F. AUSTIN | 11/11/16 |
| 12     | Tyler Ulis at South Carolina       | 2/13/16  |

**SEC:** 17, TyTy Washington Jr. vs. GEORGIA, 1/8/22  
**Postseason:** 12, Ashton Hagans vs. Tennessee, 3/16/19  
**SEC Tourney:** 12, Ashton Hagans vs. Tennessee, 3/16/19  
**NCAA Tourney:** 11, John Wall vs. ETSU, 3/18/10  
**Rupp Arena:** 17, TyTy Washington Jr. vs. GEORGIA, 1/8/22  
**Road:** 12, Tyler Ulis, at South Carolina, 2/13/16  
**Neutral:** 12, Ashton Hagans vs. Tennessee, 3/16/19  
**Ranked Opp.:** 12, Ashton Hagans vs. Tennessee, 3/16/19  
**Freshman:** 17, TyTy Washington Jr. vs. GEORGIA, 1/8/22  
**Sophomore:** 14, Tyler Ulis vs. LSU, 3/5/16  
**Junior:** 14, Sahvir Wheeler vs. NORTH FLORIDA, 11/26/21  
**Senior:** 11, Sahvir Wheeler vs. DUQUESNE, 11/11/22  
**Graduate:** 10, Julius Mays vs. LAFAYETTE, 11/16/12  
**Opener:** 12, De'Aaron Fox vs. STEPHEN F. AUSTIN, 11/11/16  
**SEC Opener:** 11, Isaiah Briscoe at Ole Miss, 12/29/16

## MOST POINTS-REBOUNDS-ASSISTS

| P-R-A        | Player vs. Opponent              | Date     |
|--------------|----------------------------------|----------|
| 62 (37-24-1) | Oscar Tshiebwe vs. GEORGIA       | 1/17/23  |
| 50 (30-18-2) | Oscar Tshiebwe at Arkansas       | 2/26/22  |
| 49 (47-0-2)  | Malik Monk vs. North Carolina    | 12/17/16 |
| 48 (30-16-2) | Oscar Tshiebwe vs. Saint Peter's | 3/17/22  |
| 48 (27-19-2) | Oscar Tshiebwe vs. FLORIDA       | 2/12/22  |
| 47 (29-17-1) | Oscar Tshiebwe vs. GEORGIA       | 1/8/22   |
| 47 (27-17-3) | Terrence Jones vs. Notre Dame    | 12/8/10  |
| 46 (29-13-4) | PJ Washington vs. Seton Hall     | 12/8/18  |
| 46 (39-3-4)  | De'Aaron Fox vs. UCLA            | 3/24/17  |
| 45 (29-13-3) | Terrence Jones vs. Oklahoma      | 11/22/10 |
| 44 (30-13-1) | Oscar Tshiebwe at Vanderbilt     | 1/11/22  |
| 45 (27-18-0) | DeMarcus Cousins vs. S. HOUSTON  | 11/19/09 |
| 44 (21-22-1) | Oscar Tshiebwe vs. MISS. STATE   | 1/25/22  |
| 44 (24-19-1) | M. Kidd-Gilchrist vs. LOUISVILLE | 12/31/11 |

## MOST MINUTES WITHOUT A TURNOVER

| Mins. | Player vs. Opponent            | Date     |
|-------|--------------------------------|----------|
| 44    | Reid Travis vs. Auburn         | 3/31/19  |
| 44    | Darius Miller at Arkansas      | 2/23/11  |
| 41    | Aaron Harrison vs. LSU         | 2/22/14  |
| 40    | Kellan Grady vs. Saint Peter's | 3/17/22  |
| 40    | Jacob Toppin vs. ALABAMA       | 2/19/22  |
| 40    | Tyler Ulis vs. Duke            | 11/17/15 |
| 40    | Aaron Harrison vs. OLE MISS    | 1/6/15   |
| 40    | Alex Poythress vs. MISSOURI    | 2/23/13  |

## MOST BLOCKED SHOTS\*\*

| Bks. | Player vs. Opponent                 | Date     |
|------|-------------------------------------|----------|
| 12   | Nerlens Noel at Ole Miss            | 1/29/13  |
| 9    | Willie Cauley-Stein vs. BOISE STATE | 12/10/13 |
| 9    | Willie Cauley-Stein vs. Providence  | 12/1/13  |
| 8    | Isaiah Jackson vs. Kansas           | 1/21/20  |
| 8    | Nerlens Noel at Alabama             | 1/22/13  |
| 8    | Anthony Davis at South Carolina     | 2/4/12   |
| 8    | Anthony Davis vs. ST. JOHN'S        | 12/1/11  |

**SEC:** 12, Nerlens Noel at Ole Miss, 1/29/13  
**Postseason:** 7, Anthony Davis vs. Western Kentucky, 3/15/12  
**SEC Tourney:** 6, Anthony Davis vs. LSU, 3/11/12  
**NCAA Tourney:** 7, Anthony Davis vs. Western Kentucky, 3/15/12  
**Rupp Arena:** 9, Willie Cauley-Stein vs. BOISE STATE, 12/10/13  
**Road:** 12, Nerlens Noel at Ole Miss, 1/29/13  
**Neutral:** 8, Isaiah Jackson vs. Kansas, 12/1/20  
**Ranked Opp.:** 12, Nerlens Noel at Ole Miss, 1/29/13  
**Freshman:** 12, Nerlens Noel at Ole Miss, 1/29/13  
**Sophomore:** 9, Willie Cauley-Stein vs. BOISE STATE, 12/10/13  
**Junior:** 7, Nick Richards vs. LAMAR, 11/24/19  
**Senior:** 6, Josh Harrellson vs. PENN, 1/3/11  
**Graduate:** 3, Nate Sestina at Vanderbilt, 2/11/20  
**Opener:** 5, Anthony Davis vs. MARIST, 11/11/11  
**SEC Opener:** 7, Anthony Davis vs. SOUTH CAROLINA, 1/7/12

## MOST STEALS\*\*

| Stls. | Player vs. Opponent                  | Date     |
|-------|--------------------------------------|----------|
| 8     | Cason Wallace vs. Michigan State     | 11/15/22 |
| 8     | Ashton Hagans vs. North Carolina     | 12/22/18 |
| 6     | Tyler Ulis vs. OLE MISS              | 1/2/16   |
| 6     | Willie Cauley-Stein vs. GEORGIA      | 1/25/14  |
| 6     | Nerlens Noel vs. BAYLOR              | 12/1/12  |
| 6     | John Wall vs. UConn                  | 12/9/09  |
| 6     | John Wall vs. UNC Asheville          | 11/30/09 |
| 5     | Cason Wallace vs. KANSAS             | 1/28/23  |
| 5     | Ashton Hagans vs. TEXAS A&M          | 1/8/19   |
| 5     | Tyler Herro vs. MONMOUTH             | 11/28/18 |
| 5     | Tyler Herro vs. NORTH DAKOTA         | 11/14/18 |
| 5     | Shai Gilgeous-Alexander vs. Davidson | 3/15/18  |
| 5     | Malik Monk vs. UCLA                  | 12/3/16  |
| 5     | Aaron Harrison vs. ARKANSAS          | 2/28/15  |
| 5     | Willie Cauley-Stein vs. Texas        | 12/5/14  |
| 5     | DeAndre Liggins vs. TENNESSEE        | 2/8/11   |
| 5     | Darius Miller at Portland            | 11/19/10 |

**SEC:** 6, Tyler Ulis vs. OLE MISS, 1/2/16  
**Postseason:** 5, Shai Gilgeous-Alexander vs. Davidson, 3/14/10  
**SEC Tourney:** 5, John Wall vs. Mississippi State, 3/14/10  
**NCAA Tourney:** 5, Shai Gilgeous-Alexander vs. Davidson, 3/14/10  
**Rupp Arena:** 6, Tyler Ulis vs. OLE MISS, 1/2/16  
**Road:** 5, Darius Miller at Portland, 11/19/10  
**Neutral:** 8, Cason Wallace vs. Michigan State, 11/15/22  
**Ranked Opp.:** 8, Ashton Hagans vs. North Carolina, 12/22/18  
**Freshman:** 8, Cason Wallace vs. Michigan State, 11/15/22  
**Sophomore:** 6, Tyler Ulis vs. OLE MISS, 1/2/16  
**Junior:** 5, Willie Cauley-Stein vs. TEXAS, 12/5/14  
**Senior:** 4, CJ Fredrick vs. SOUTH CAROLINA ST., 11/17/22  
**Graduate:** 3, Davion Mintz vs. ALABAMA, 2/19/22  
**Opener:** 4, Lance Ware vs. HOWARD, 11/7/22  
**SEC Opener:** 6, Tyler Ulis vs. OLE MISS, 1/2/16

*\*\*In some cases, the most recent occurrence is listed*



# TEAM GAME RECORDS CAL ERA

## MOST FIELD GOALS

| Fgs. | Opp.               | Date     |
|------|--------------------|----------|
| 46   | MARIST             | 11/11/11 |
| 44   | vs. Arizona State  | 11/28/16 |
| 44   | AUBURN             | 2/21/15  |
| 42   | UIC                | 11/26/17 |
| 42   | LIU BROOKLYN       | 11/23/12 |
| 41   | UT MARTIN          | 11/25/16 |
| 41   | HARTFORD           | 12/29/09 |
| 40   | GEORGIA            | 1/8/22   |
| 40   | ROBERT MORRIS      | 11/12/21 |
| 40   | vs. North Carolina | 12/17/16 |
| 40   | LAFAYETTE          | 11/16/12 |

## FEWEST FIELD GOALS

| Fgs. | Opp.              | Date     |
|------|-------------------|----------|
| 14   | at Tennessee      | 3/2/19   |
| 14   | at South Carolina | 3/1/14   |
| 16   | vs. Kansas State  | 3/22/18  |
| 16   | ALABAMA           | 3/4/14   |
| 17   | GEORGIA           | 12/31/17 |
| 17   | LOUISVILLE        | 12/31/11 |
| 17   | at Auburn         | 2/12/14  |
| 18   | vs. LSU           | 3/9/12   |
| 18   | vs. Vanderbilt    | 3/15/13  |
| 18   | vs. Florida       | 3/16/14  |
| 18   | vs. UConn         | 4/7/14   |
| 18   | at Texas A&M      | 1/10/15  |
| 18   | at South Carolina | 1/24/15  |

## MOST FIELD-GOAL ATTEMPTS

| Fgs. | Opp.                 | Date     |
|------|----------------------|----------|
| 84   | vs. Arizona State    | 11/28/16 |
| 80   | UCLA                 | 12/3/16  |
| 78   | NORTH FLORIDA        | 11/26/21 |
| 77   | vs. Duke             | 11/9/21  |
| 77   | at Mississippi State | 1/2/21   |
| 77   | ARKANSAS             | 1/23/10  |
| 76   | ARKANSAS             | 2/27/14  |
| 75   | MARIST               | 11/11/11 |
| 74   | at Ole Miss          | 12/29/16 |
| 74   | vs. North Carolina   | 12/17/16 |
| 74   | UT MARTIN            | 11/25/16 |

## FEWEST FIELD-GOAL ATTEMPTS

| Fgs. | Opp.                | Date     |
|------|---------------------|----------|
| 39   | at South Carolina   | 1/24/15  |
| 40   | at Robert Morris    | 3/19/13  |
| 41   | ALABAMA             | 1/31/15  |
| 41   | TENNESSEE           | 1/31/12  |
| 42   | ARKANSAS            | 2/26/19  |
| 42   | at Missouri         | 2/19/19  |
| 42   | vs. Kansas State    | 3/22/18  |
| 42   | vs. Alabama         | 3/10/18  |
| 42   | FLORIDA             | 2/15/14  |
| 42   | vs. Providence      | 12/1/13  |
| 42   | vs. LSU             | 3/9/12   |
| 42   | vs. Cleveland State | 11/24/09 |

## HIGHEST FIELD-GOAL PCT.

| Pct. | Opp.           | Date     |
|------|----------------|----------|
| .679 | TENNESSEE      | 1/15/22  |
| .677 | LIU BROOKLYN   | 11/23/12 |
| .667 | UIC            | 11/26/17 |
| .647 | AUBURN         | 2/21/15  |
| .645 | LAFAYETTE      | 11/16/12 |
| .643 | vs. Alabama    | 3/10/18  |
| .643 | vs. Providence | 12/1/13  |
| .614 | SOUTH CAROLINA | 2/5/13   |
| .613 | MARIST         | 11/11/11 |

## LOWEST FIELD-GOAL PCT.

| Pct. | Opp.              | Date     |
|------|-------------------|----------|
| .269 | at South Carolina | 3/1/14   |
| .281 | at Texas A&M      | 1/10/15  |
| .288 | at Alabama        | 1/7/23   |
| .296 | BAYLOR            | 12/1/12  |
| .298 | LOUISVILLE        | 12/31/11 |
| .309 | at Auburn         | 2/12/14  |
| .313 | at Missouri       | 2/3/18   |
| .315 | GEORGIA           | 12/31/17 |
| .318 | at Tennessee      | 3/2/19   |
| .327 | ALABAMA           | 3/4/14   |

## MOST FREE THROWS

| Fts. | Opp.              | Date     |
|------|-------------------|----------|
| 35   | vs. Indiana       | 3/23/12  |
| 33   | at South Carolina | 3/1/14   |
| 32   | LOUISVILLE        | 12/31/11 |
| 31   | MISSISSIPPI STATE | 2/4/20   |
| 31   | UTAH VALLEY       | 11/18/19 |
| 31   | MOREHEAD STATE    | 11/21/12 |
| 31   | INDIANA           | 12/11/10 |

## FEWEST FREE THROWS

| Fts. | Opp.                 | Date     |
|------|----------------------|----------|
| 1    | at Vanderbilt        | 1/24/23  |
| 3    | at Mississippi State | 1/2/21   |
| 3    | ETSU                 | 11/17/17 |
| 4    | HIGH POINT           | 12/31/21 |
| 4    | NOTRE DAME           | 12/12/20 |
| 4    | vs. UConn            | 4/2/11   |
| 4    | VANDERBILT           | 1/23/16  |
| 5    | at Alabama           | 1/7/23   |
| 5    | vs. UCLA             | 12/17/22 |
| 5    | vs. Georgia          | 3/9/18   |

## MOST FREE-THROW ATTEMPTS

| Fts. | Opp.              | Date     |
|------|-------------------|----------|
| 48   | UNC ASHEVILLE     | 11/8/13  |
| 46   | ILLINOIS STATE    | 11/30/15 |
| 44   | vs. Baylor        | 3/25/12  |
| 44   | INDIANA           | 12/11/10 |
| 43   | at North Carolina | 12/14/13 |
| 43   | LOUISVILLE        | 12/31/11 |
| 42   | at South Carolina | 3/1/14   |

## FEWEST FREE-THROW ATTEMPTS

| Fts. | Opp.                 | Date     |
|------|----------------------|----------|
| 2    | at Vanderbilt        | 1/24/23  |
| 6    | NOTRE DAME           | 12/12/20 |
| 6    | VANDERBILT           | 1/23/16  |
| 7    | GEORGIA              | 1/8/22   |
| 7    | vs. Duke             | 11/9/21  |
| 8    | at Alabama           | 1/7/23   |
| 8    | HIGH POINT           | 12/31/21 |
| 8    | vs. MT. ST. MARY'S   | 11/16/21 |
| 8    | at Mississippi State | 1/2/21   |

## HIGHEST FREE-THROW PCT.

| Pct.  | Opp.                 | Date     |
|-------|----------------------|----------|
| 1.000 | FLORIDA              | 2/22/20  |
| 1.000 | FLORIDA              | 2/7/12   |
| 1.000 | AUSTIN PEAY          | 12/19/09 |
| .960  | at Vanderbilt        | 2/17/20  |
| .958  | TENNESSEE            | 1/18/14  |
| .955  | at Florida           | 2/7/15   |
| .952  | TENNESSEE            | 1/15/22  |
| .946  | vs. Indiana          | 3/23/12  |
| .941  | OHIO                 | 11/19/21 |
| .923  | at Florida           | 1/9/21   |
| .923  | at Mississippi State | 2/25/15  |

min. 10 attempts

## LOWEST FREE-THROW PCT.

| Pct. | Opp.            | Date     |
|------|-----------------|----------|
| .200 | ETSU            | 11/17/17 |
| .333 | vs. UConn       | 4/2/11   |
| .385 | vs. UCLA        | 12/17/22 |
| .391 | ETSU            | 11/12/10 |
| .412 | vs. Wake Forest | 3/20/10  |
| .435 | at Vanderbilt   | 2/27/16  |
| .471 | at Texas A&M    | 2/10/18  |
| .471 | PROVIDENCE      | 11/30/14 |
| .478 | at Louisville   | 12/29/12 |

min. 10 attempts

## MOST 3-POINTERS

| 3s. | Opp.           | Date     |
|-----|----------------|----------|
| 15  | GEORGIA        | 3/1/12   |
| 15  | vs. ETSU       | 3/18/10  |
| 14  | ARKANSAS       | 2/9/21   |
| 14  | HARTFORD       | 12/29/09 |
| 13  | FLORIDA A&M    | 12/21/22 |
| 13  | SOUTH CAROLINA | 3/6/21   |
| 13  | TEXAS A&M      | 1/3/17   |
| 13  | vs. Alabama    | 3/11/16  |
| 13  | ETSU           | 11/12/10 |

## FEWEST 3-POINTERS

| 3s. | Opp.              | Date     |
|-----|-------------------|----------|
| 0   | RICHMOND          | 11/29/20 |
| 0   | vs. Davidson      | 3/15/18  |
| 1   | at Georgia        | 1/20/21  |
| 1   | MISSISSIPPI STATE | 2/4/20   |
| 1   | GEORGIA           | 1/21/20  |
| 1   | UTAH VALLEY       | 11/18/19 |
| 1   | at South Carolina | 1/16/18  |
| 1   | at Vanderbilt     | 1/10/17  |
| 1   | TEXAS             | 12/5/14  |
| 1   | LSU               | 2/22/14  |
| 1   | vs. LSU           | 3/9/12   |
| 1   | TENNESSEE         | 1/31/12  |
| 1   | vs. Alabama       | 3/12/10  |

## MOST 3-POINT ATTEMPTS

| 3s. | Opp.                  | Date     |
|-----|-----------------------|----------|
| 33  | CHATTANOOGA           | 12/17/11 |
| 33  | vs. ETSU              | 3/18/10  |
| 33  | ARKANSAS              | 1/23/10  |
| 32  | TEXAS A&M             | 1/21/23  |
| 32  | vs. West Virginia     | 3/27/10  |
| 28  | vs. Mississippi State | 3/11/21  |
| 28  | vs. Arizona State     | 11/28/16 |
| 28  | at Texas A&M          | 1/10/15  |
| 28  | ALABAMA               | 3/4/14   |
| 28  | vs. Vanderbilt        | 3/11/12  |
| 28  | HARTFORD              | 12/29/09 |

## FEWEST 3-POINT ATTEMPTS

| 3s. | Opp.           | Date     |
|-----|----------------|----------|
| 5   | vs. Wisconsin  | 4/4/15   |
| 5   | vs. Wisconsin  | 4/5/14   |
| 5   | at Tennessee   | 1/14/12  |
| 6   | vs. Davidson   | 3/15/18  |
| 6   | FLORIDA        | 3/7/15   |
| 6   | VANDERBILT     | 1/20/15  |
| 7   | FLORIDA        | 3/10/19  |
| 7   | at Missouri    | 1/29/15  |
| 7   | PROVIDENCE     | 11/30/14 |
| 7   | vs. Louisville | 3/31/12  |
| 7   | at Indiana     | 12/10/11 |

## HIGHEST 3-POINT PERCENTAGE

| Pct. | Opp.         | Date     |
|------|--------------|----------|
| .700 | at Florida   | 3/1/16   |
| .692 | DREXEL       | 12/21/09 |
| .667 | vs. Alabama  | 3/10/18  |
| .667 | AUSTIN PEAY  | 12/19/09 |
| .643 | ALABAMA      | 2/19/22  |
| .636 | vs. Michigan | 3/30/14  |
| .625 | MISSOURI     | 2/24/18  |
| .625 | BOSTON       | 11/30/10 |
| .615 | at Florida   | 3/7/20   |
| .611 | TENNESSEE    | 1/15/22  |

min. 10 attempts

## LOWEST 3-POINT PERCENTAGE

| Pct. | Opp.              | Date     |
|------|-------------------|----------|
| .000 | RICHMOND          | 11/29/20 |
| .000 | vs. Davidson      | 3/15/18  |
| .077 | at Georgia        | 1/20/21  |
| .077 | vs. Alabama       | 3/12/10  |
| .083 | UTAH VALLEY       | 11/18/19 |
| .083 | TEXAS             | 12/5/14  |
| .091 | OLE MISS          | 2/15/20  |
| .091 | at South Carolina | 1/16/18  |
| .091 | at Tennessee      | 2/27/10  |
| .100 | vs. Tennessee     | 3/12/22  |
| .100 | MISSISSIPPI STATE | 2/4/20   |
| .100 | at Missouri       | 2/3/18   |
| .100 | TENNESSEE         | 1/31/12  |

min. 10 attempts

## MOST REBOUNDS

| Rebs. | Opp.              | Date     |
|-------|-------------------|----------|
| 59    | vs. Arizona State | 11/28/16 |
| 59    | ARKANSAS          | 1/23/10  |
| 57    | LOUISVILLE        | 12/31/11 |
| 56    | ROBERT MORRIS     | 11/17/13 |
| 54    | RICHMOND          | 11/29/20 |
| 54    | EASTERN KENTUCKY  | 11/8/19  |
| 54    | NIJT              | 11/14/15 |

## FEWEST REBOUNDS

| Rebs. | Opp.             | Date     |
|-------|------------------|----------|
| 21    | ALABAMA          | 1/31/15  |
| 21    | at Tennessee     | 2/16/13  |
| 22    | vs. Wisconsin    | 4/4/15   |
| 23    | UTAH             | 12/15/18 |
| 24    | GEORGIA          | 2/3/15   |
| 24    | NORTH CAROLINA   | 12/13/14 |
| 24    | TENNESSEE        | 1/18/14  |
| 25    | TENNESSEE        | 1/15/22  |
| 25    | FLORIDA          | 2/27/21  |
| 25    | vs. Ohio State   | 12/21/19 |
| 25    | vs. Baylor       | 12/6/13  |
| 25    | at Robert Morris | 3/19/13  |

## MOST OFFENSIVE REBOUNDS

| Rebs. | Opp.              | Date     |
|-------|-------------------|----------|
| 26    | ARKANSAS          | 2/27/14  |
| 24    | GRAND CANYON      | 11/14/14 |
| 24    | vs. West Virginia | 3/27/10  |
| 22    | NIJT              | 11/14/15 |
| 22    | at Auburn         | 2/2/14   |
| 22    | ARKANSAS          | 1/23/10  |
| 21    | vs. UCLA          | 12/17/22 |
| 21    | RICHMOND          | 11/29/20 |
| 21    | SOUTH CAROLINA    | 2/5/19   |
| 21    | at West Virginia  | 1/27/18  |
| 21    | VALPARAISO        | 12/7/16  |
| 21    | COLUMBIA          | 12/10/14 |
| 21    | at South Carolina | 3/1/14   |
| 21    | BAYLOR            | 12/1/12  |
| 21    | at Indiana        | 12/12/09 |



# TEAM GAME RECORDS CAL ERA

## FEWEST OFFENSIVE REBOUNDS

| Rebs. | Opp.               | Date     |
|-------|--------------------|----------|
| 1     | vs. Alabama        | 3/10/18  |
| 3     | at South Carolina  | 1/24/14  |
| 4     | KANSAS             | 1/28/23  |
| 4     | at Ole Miss        | 3/5/19   |
| 5     | TENNESSEE          | 1/15/22  |
| 5     | at Notre Dame      | 12/11/21 |
| 5     | VANDERBILT         | 1/5/21   |
| 5     | vs. Michigan State | 11/5/19  |
| 5     | GEORGIA            | 2/3/15   |
| 5     | ALABAMA            | 1/31/15  |
| 5     | MISSISSIPPI STATE  | 2/15/11  |
| 5     | GEORGIA            | 1/29/11  |

## MOST DEFENSIVE REBOUNDS

| Rebs. | Opp.                | Date     |
|-------|---------------------|----------|
| 42    | EASTERN KENTUCKY    | 11/8/19  |
| 39    | vs. Arizona State   | 11/28/16 |
| 39    | ROBERT MORRIS       | 11/17/13 |
| 39    | EASTERN MICHIGAN    | 1/2/13   |
| 38    | TROY                | 11/20/17 |
| 38    | vs. Hampton         | 3/19/15  |
| 38    | EASTERN KENTUCKY    | 12/7/14  |
| 38    | vs. Cleveland State | 11/24/09 |

## FEWEST DEFENSIVE REBOUNDS

| Rebs. | Opp.           | Date     |
|-------|----------------|----------|
| 9     | at Tennessee   | 2/16/13  |
| 13    | NORTH CAROLINA | 12/13/14 |
| 14    | SOUTH CAROLINA | 1/10/23  |
| 15    | vs. Baylor     | 12/6/13  |
| 15    | at Alabama     | 1/18/11  |
| 16    | at Auburn      | 1/22/22  |
| 16    | FLORIDA        | 2/27/21  |
| 16    | at Florida     | 3/7/20   |
| 16    | TENNESSEE      | 3/3/20   |
| 16    | vs. Ohio State | 12/21/19 |
| 16    | UTAH           | 12/15/18 |
| 16    | vs. Wisconsin  | 4/4/15   |
| 16    | ALABAMA        | 1/31/15  |
| 16    | TEXAS A&M      | 1/12/13  |
| 16    | at Auburn      | 1/11/12  |
| 16    | vs. UConn      | 11/24/10 |

## HIGHEST REBOUND MARGIN

| Mg. | Opp.                  | Date     |
|-----|-----------------------|----------|
| +36 | OHIO                  | 11/19/21 |
| +31 | NIJT                  | 11/14/15 |
| +30 | NORTH DAKOTA          | 11/14/18 |
| +30 | GRAND CANYON          | 11/14/14 |
| +29 | EASTERN KENTUCKY      | 11/8/19  |
| +29 | SOUTHERN ILLINOIS     | 11/9/18  |
| +28 | NKU                   | 11/10/13 |
| +27 | vs. Abilene Christian | 3/21/19  |
| +27 | vs. Little Rock       | 1/3/12   |
| +26 | vs. Arizona State     | 11/28/16 |
| +26 | LOUISVILLE            | 12/31/11 |

## LOWEST REBOUND MARGIN

| Mg. | Opp.                  | Date    |
|-----|-----------------------|---------|
| -25 | at Florida            | 2/4/17  |
| -18 | at Tennessee          | 2/16/13 |
| -16 | vs. Mississippi State | 3/11/21 |
| -16 | vs. Baylor            | 12/6/13 |
| -16 | vs. Maryland          | 11/9/12 |
| -15 | TENNESSEE             | 1/18/14 |
| -14 | at Ole Miss           | 3/2/21  |
| -14 | at Auburn             | 2/1/20  |
| -14 | at LSU                | 1/5/16  |
| -13 | VANDERBILT            | 1/5/21  |

## MOST ASSISTS

| Assts. | Opp.              | Date     |
|--------|-------------------|----------|
| 33     | vs. Arizona State | 11/28/16 |
| 30     | HARTFORD          | 12/29/09 |
| 28     | LIU BROOKLYN      | 11/23/12 |
| 28     | vs. UNC Asheville | 11/30/09 |
| 27     | WESTERN KENTUCKY  | 12/22/21 |
| 25     | S. CAROLINA STATE | 11/17/22 |
| 25     | at South Carolina | 2/8/22   |
| 25     | CLEVELAND STATE   | 11/23/16 |
| 25     | AUBURN            | 2/21/15  |
| 25     | vs. UCLA          | 12/20/14 |

## FEWEST ASSISTS

| Assts. | Opp.             | Date     |
|--------|------------------|----------|
| 3      | LSU              | 2/23/22  |
| 5      | RICHMOND         | 11/29/20 |
| 5      | LSU              | 2/22/14  |
| 5      | at Arkansas      | 3/2/13   |
| 6      | at Louisville    | 12/26/20 |
| 6      | EVANSVILLE       | 11/12/19 |
| 6      | vs. Kansas State | 3/22/18  |
| 6      | at Florida       | 3/3/18   |
| 6      | vs. Vanderbilt   | 3/15/13  |
| 6      | VANDERBILT       | 3/1/11   |

## MOST TURNOVERS

| TOs. | Opp.             | Date     |
|------|------------------|----------|
| 24   | MOREHEAD STATE   | 11/13/09 |
| 23   | SAM HOUSTON ST.  | 11/19/09 |
| 22   | ETSU             | 11/17/17 |
| 21   | vs. Georgia Tech | 12/6/20  |
| 21   | RICHMOND         | 11/29/20 |
| 21   | LOUISVILLE       | 12/31/11 |
| 21   | vs. Old Dominion | 11/20/11 |
| 21   | NORTH CAROLINA   | 12/5/09  |

## FEWEST TURNOVERS

| TOs. | Opp.                  | Date     |
|------|-----------------------|----------|
| 2    | VANDERBILT            | 1/5/21   |
| 3    | at Georgia            | 3/3/15   |
| 3    | at South Carolina     | 2/4/12   |
| 4    | ALABAMA               | 2/23/16  |
| 4    | COLUMBIA              | 12/10/14 |
| 4    | vs. Wisconsin         | 4/5/14   |
| 4    | PORTLAND              | 11/26/11 |
| 5    | FLORIDA               | 2/12/22  |
| 5    | at Notre Dame         | 12/11/21 |
| 5    | vs. Mississippi State | 3/11/21  |
| 5    | vs. Georgia           | 3/9/18   |
| 5    | vs. Georgia           | 3/12/16  |
| 5    | at Vanderbilt         | 2/27/16  |
| 5    | ALABAMA               | 1/31/15  |

## MOST BLOCKS

| Blks. | Opp.            | Date     |
|-------|-----------------|----------|
| 18    | ST. JOHN'S      | 12/1/11  |
| 15    | vs. Stony Brook | 3/17/16  |
| 14    | at Georgia      | 3/3/10   |
| 13    | LAMAR           | 11/24/19 |
| 13    | vs. UCLA        | 12/20/14 |
| 13    | at Ole Miss     | 1/29/13  |
| 13    | ARKANSAS        | 1/17/12  |
| 13    | vs. Kansas      | 11/15/11 |
| 13    | MARIST          | 11/11/11 |

## FEWEST BLOCKS

| Blks. | Opp.       | Date     |
|-------|------------|----------|
| 0     | at Gonzaga | 11/20/22 |
| 0     | FLORIDA    | 2/12/22  |
| 0     | at Kansas  | 1/29/22  |
| 0     | at Florida | 3/7/20   |

## MOST STEALS

| Stls. | Opp.               | Date     |
|-------|--------------------|----------|
| 15    | LAFAYETTE          | 11/16/12 |
| 13    | NORTH FLORIDA      | 11/26/21 |
| 13    | OLE MISS           | 1/2/16   |
| 13    | vs. UConn          | 12/9/09  |
| 12    | vs. Michigan State | 11/15/22 |
| 12    | at Alabama         | 2/5/22   |
| 12    | vs. North Carolina | 12/22/18 |
| 12    | NORTH DAKOTA       | 11/14/18 |
| 12    | STEPHEN F. AUSTIN  | 11/11/16 |
| 12    | BOSTON             | 11/24/15 |
| 12    | NORTH CAROLINA     | 12/13/14 |
| 12    | PROVIDENCE         | 11/30/14 |
| 12    | LIPSCOMB           | 12/15/12 |
| 12    | PORTLAND           | 11/26/11 |
| 12    | vs. Cornell        | 3/25/10  |
| 12    | GEORGIA            | 1/9/10   |
| 12    | vs. UNC Asheville  | 11/30/09 |

## FEWEST STEALS

| Stls. | Opp.               | Date     |
|-------|--------------------|----------|
| 0     | at Auburn          | 2/1/20   |
| 0     | vs. Baylor         | 12/6/13  |
| 1     | ARKANSAS           | 2/9/21   |
| 1     | vs. Duke           | 11/6/18  |
| 1     | at West Virginia   | 1/27/18  |
| 1     | vs. Michigan State | 11/12/13 |
| 1     | at Robert Morris   | 3/19/13  |
| 1     | vs. West Virginia  | 3/19/11  |
| 1     | FLORIDA            | 2/26/11  |

## MOST PERSONAL FOULS

| Fls. | Opp.               | Date     |
|------|--------------------|----------|
| 33   | at Kansas          | 1/30/16  |
| 32   | at South Carolina  | 1/16/18  |
| 31   | at Arkansas        | 1/14/14  |
| 31   | at North Carolina  | 12/14/13 |
| 30   | vs. North Carolina | 12/19/20 |
| 29   | at Auburn          | 2/1/20   |
| 29   | at Missouri        | 2/3/18   |
| 29   | at South Carolina  | 3/1/14   |

## FEWEST PERSONAL FOULS

| Fls. | Opp.              | Date     |
|------|-------------------|----------|
| 5    | HIGH POINT        | 12/31/21 |
| 7    | DUQUESNE          | 11/11/22 |
| 7    | ALABAMA           | 2/19/22  |
| 7    | NORTH FLORIDA     | 11/22/21 |
| 7    | HARTFORD          | 12/29/09 |
| 8    | ROBERT MORRIS     | 11/12/21 |
| 8    | MONTANA STATE     | 11/23/14 |
| 8    | LAFAYETTE         | 11/16/12 |
| 8    | vs. Florida       | 3/10/12  |
| 8    | vs. Princeton     | 3/17/11  |
| 8    | WINTHROP          | 12/22/10 |
| 8    | DREXEL            | 12/21/09 |
| 8    | vs. UNC Asheville | 11/30/09 |

## KENTUCKY'S 100-POINT GAMES

| Points (Score) | Opponent           | Date     |
|----------------|--------------------|----------|
| 115 (115-69)   | Arizona State      | 11/28/16 |
| 111 (111-76)   | UT MARTIN          | 11/25/16 |
| 110 (110-75)   | AUBURN             | 2/21/15  |
| 108 (108-58)   | MARIST             | 11/11/11 |
| 107 (107-79)   | TENNESSEE          | 1/15/22  |
| 107 (107-73)   | UIC                | 11/26/17 |
| 106 (106-63)   | S. CAROLINA STATE  | 11/17/22 |
| 105 (105-76)   | UT ARLINGTON       | 11/19/13 |
| 104 (104-75)   | LIU BROOKLYN       | 11/23/12 |
| 104 (104-61)   | HARTFORD           | 12/29/09 |
| 103 (103-100)  | vs. North Carolina | 12/17/16 |
| 102 (102-90)   | vs. Indiana        | 3/23/12  |
| 102 (102-92)   | RIDER              | 11/21/09 |
| 101 (101-70)   | CLEVELAND STATE    | 11/23/16 |
| 101 (101-49)   | LAFAYETTE          | 11/16/12 |
| 101 (101-70)   | ARKANSAS           | 1/23/10  |
| 100 (100-60)   | ROBERT MORRIS      | 11/12/21 |
| 100 (100-58)   | TEXAS A&M          | 1/3/17   |
| 100 (100-71)   | ETSU               | 3/18/10  |



# GAME MARGINS IN CAL ERA

## VICTORY MARGINS

| Margin (Score) | Opponent          | Date     |
|----------------|-------------------|----------|
| +58 (86-28)    | MONTANA STATE     | 11/13/14 |
| +52 (101-49)   | LAFAYETTE         | 11/16/12 |
| +50 (108-58)   | MARIST            | 11/11/11 |
| +49 (86-37)    | MISSOURI          | 1/13/15  |
| +48 (92-44)    | UT ARLINGTON      | 11/25/14 |
| +48 (88-40)    | RADFORD           | 11/23/11 |
| +46 (90-44)    | MONMOUTH          | 11/28/18 |
| +46 (115-69)   | vs. Arizona State | 11/28/16 |
| +44 (92-48)    | HIGH POINT        | 12/31/21 |
| +44 (88-44)    | DREXEL            | 12/21/09 |

## VICTORY MARGIN IN RUPP ARENA

| Margin (Score) | Opponent             | Date     |
|----------------|----------------------|----------|
| +58 (86-28)    | MONTANA STATE        | 11/13/14 |
| +52 (101-49)   | LAFAYETTE            | 11/16/12 |
| +50 (108-58)   | MARIST               | 11/11/11 |
| +49 (86-37)    | MISSOURI             | 1/13/15  |
| +48 (92-44)    | UT ARLINGTON         | 11/25/14 |
| +48 (88-40)    | RADFORD              | 11/23/11 |
| +46 (90-44)    | MONMOUTH             | 11/28/18 |
| +44 (92-48)    | HIGH POINT           | 12/31/21 |
| +44 (88-44)    | DREXEL               | 12/21/09 |
| +43 (106-63)   | SOUTH CAROLINA STATE | 11/17/22 |
| +43 (104-61)   | HARTFORD             | 12/29/09 |

## VICTORY MARGIN IN SEC PLAY

| Margin (Score) | Opponent          | Date    |
|----------------|-------------------|---------|
| +49 (86-37)    | MISSOURI          | 1/13/15 |
| +42 (100-58)   | TEXAS A&M         | 1/3/17  |
| +38 (82-44)    | LSU               | 1/15/11 |
| +35 (87-52)    | at Vanderbilt     | 1/29/19 |
| +35 (110-75)   | AUBURN            | 2/21/15 |
| +34 (82-48)    | GEORGIA           | 2/9/16  |
| +34 (88-54)    | MISSOURI          | 1/27/16 |
| +34 (77-43)    | SOUTH CAROLINA    | 2/14/15 |
| +34 (86-52)    | at South Carolina | 2/4/12  |
| +31 (90-59)    | SOUTH CAROLINA    | 2/19/11 |
| +31 (101-70)   | ARKANSAS          | 1/23/10 |

## VICTORY MARGIN ON THE ROAD

| Margin (Score) | Opponent          | Date     |
|----------------|-------------------|----------|
| +35 (87-52)    | at Vanderbilt     | 1/29/19  |
| +34 (86-52)    | at South Carolina | 2/4/12   |
| +31 (79-48)    | at Portland       | 11/19/10 |
| +27 (89-62)    | at South Carolina | 2/13/16  |
| +26 (81-55)    | at LSU            | 2/6/10   |
| +24 (74-50)    | at LSU            | 1/28/12  |
| +23 (99-76)    | at Ole Miss       | 12/29/16 |
| +22 (70-48)    | at Alabama        | 1/17/15  |
| +22 (75-53)    | at Auburn         | 1/19/13  |
| +20 (69-49)    | at Georgia        | 1/15/19  |

## VICTORY MARGIN AT A NEUTRAL SITE

| Margin (Score) | Opponent              | Date     |
|----------------|-----------------------|----------|
| +46 (115-69)   | vs. Arizona State     | 11/28/16 |
| +39 (78-39)    | vs. West Virginia     | 3/26/15  |
| +39 (83-44)    | vs. UCLA              | 12/20/14 |
| +38 (85-47)    | vs. Penn State        | 11/19/11 |
| +35 (79-44)    | vs. Abilene Christian | 3/21/19  |
| +32 (72-40)    | vs. Kansas            | 11/18/14 |
| +30 (90-60)    | vs. Wake Forest       | 3/20/10  |
| +29 (98-69)    | vs. North Carolina    | 12/18/21 |
| +29 (100-71)   | vs. ETSU              | 3/18/10  |
| +29 (74-45)    | vs. Tennessee         | 3/13/10  |
| +28 (85-57)    | vs. Stony Brook       | 3/17/16  |

## VICTORY MARGIN IN RUPP ARENA IN THE SEC

| Margin (Score) | Opponent          | Date    |
|----------------|-------------------|---------|
| +49 (86-37)    | MISSOURI          | 1/13/15 |
| +42 (100-58)   | TEXAS A&M         | 1/3/17  |
| +38 (82-44)    | LSU               | 1/15/11 |
| +35 (110-75)   | AUBURN            | 2/21/15 |
| +34 (82-48)    | GEORGIA           | 2/9/16  |
| +34 (88-54)    | MISSOURI          | 1/27/16 |
| +34 (77-43)    | SOUTH CAROLINA    | 2/14/15 |
| +31 (90-59)    | SOUTH CAROLINA    | 2/19/11 |
| +31 (101-70)   | ARKANSAS          | 1/23/10 |
| +30 (85-55)    | MISSISSIPPI STATE | 2/27/13 |
| +30 (79-49)    | GEORGIA           | 3/1/12  |

## VICTORY MARGIN ON THE ROAD IN THE SEC

| Margin (Score) | Opponent             | Date     |
|----------------|----------------------|----------|
| +35 (87-52)    | at Vanderbilt        | 1/29/19  |
| +34 (86-52)    | at South Carolina    | 2/4/12   |
| +27 (89-62)    | at South Carolina    | 2/13/16  |
| +26 (81-55)    | at LSU               | 2/6/10   |
| +24 (74-50)    | at LSU               | 1/28/12  |
| +23 (99-76)    | at Ole Miss          | 12/29/16 |
| +22 (70-48)    | at Alabama           | 1/17/15  |
| +22 (75-53)    | at Auburn            | 1/19/13  |
| +20 (69-49)    | at Georgia           | 1/15/19  |
| +18 (76-58)    | at Florida           | 1/9/21   |
| +18 (74-56)    | at Mississippi State | 2/25/15  |
| +18 (66-48)    | at Tennessee         | 2/17/15  |

## VICTORY MARGIN IN THE SEC TOURNAMENT

| Margin (Score) | Opponent      | Date    |
|----------------|---------------|---------|
| +29 (74-45)    | vs. Tennessee | 3/13/10 |
| +26 (85-59)    | vs. Alabama   | 3/11/16 |
| +24 (91-67)    | vs. Auburn    | 3/14/15 |
| +23 (86-63)    | vs. Alabama   | 3/10/18 |
| +18 (73-55)    | vs. Alabama   | 3/15/19 |
| +18 (85-67)    | vs. LSU       | 3/14/14 |
| +17 (82-65)    | vs. Arkansas  | 3/12/17 |
| +16 (70-54)    | vs. Florida   | 3/13/11 |
| +15 (78-63)    | vs. Arkansas  | 3/15/15 |
| +15 (64-49)    | vs. Florida   | 3/13/15 |

## VICTORY MARGIN IN THE NCAA TOURNAMENT

| Margin (Score) | Opponent              | Date    |
|----------------|-----------------------|---------|
| +39 (78-39)    | vs. West Virginia     | 3/26/15 |
| +35 (79-44)    | vs. Abilene Christian | 3/21/19 |
| +30 (90-60)    | vs. Wake Forest       | 3/20/10 |
| +29 (100-71)   | vs. ETSU              | 3/18/10 |
| +28 (85-57)    | vs. Stony Brook       | 3/17/16 |
| +23 (79-56)    | vs. Hampton           | 3/19/15 |
| +20 (95-75)    | vs. Buffalo           | 3/17/18 |
| +17 (62-45)    | vs. Cornell           | 3/25/10 |
| +16 (87-71)    | vs. Iowa State        | 3/17/12 |
| +15 (81-66)    | vs. Western Kentucky  | 3/15/12 |
| +13 (64-51)    | vs. Cincinnati        | 3/21/15 |

## LOSS MARGINS

| Margin (Score) | Opponent         | Date     |
|----------------|------------------|----------|
| -34 (118-84)   | vs. Duke         | 11/6/18  |
| -30 (85-55)    | at Tennessee     | 2/16/13  |
| -26 (78-52)    | at Alabama       | 1/7/23   |
| -22 (88-66)    | at Florida       | 2/4/17   |
| -20 (85-65)    | ALABAMA          | 1/26/21  |
| -19 (71-52)    | at Tennessee     | 3/2/19   |
| -19 (84-65)    | at Florida       | 3/18/14  |
| -18 (85-67)    | at LSU           | 1/5/16   |
| -17 (79-62)    | vs. Georgia Tech | 12/6/20  |
| -17 (84-67)    | vs. UConn        | 11/24/17 |
| -17 (69-52)    | at Florida       | 2/12/13  |

## LOSS MARGINS IN RUPP ARENA

| Margin (Score) | Opponent  | Date     |
|----------------|-----------|----------|
| -20 (85-65)    | ALABAMA   | 1/26/21  |
| -12 (76-64)    | RICHMOND  | 11/29/20 |
| -12 (83-71)    | TEXAS A&M | 1/12/13  |
| -11 (82-71)    | TENNESSEE | 2/6/21   |
| -10 (69-59)    | FLORIDA   | 2/15/14  |
| -9 (77-68)     | KANSAS    | 1/28/23  |
| -9 (64-55)     | BAYLOR    | 12/1/13  |
| -8 (81-73)     | TENNESSEE | 3/7/20   |
| -6 (79-73)     | KANSAS    | 1/28/17  |
| -5 (97-92)     | UCLA      | 12/3/16  |
| -4 (71-67)     | FLORIDA   | 2/27/21  |

## LOSS MARGINS IN SEC PLAY

| Margin (Score) | Opponent     | Date     |
|----------------|--------------|----------|
| -30 (85-55)    | at Tennessee | 2/16/13  |
| -26 (78-52)    | at Alabama   | 1/7/23   |
| -22 (88-66)    | at Florida   | 2/4/17   |
| -20 (85-65)    | ALABAMA      | 1/26/21  |
| -19 (71-52)    | at Tennessee | 3/2/19   |
| -19 (84-65)    | at Florida   | 3/18/14  |
| -18 (85-67)    | at LSU       | 1/5/16   |
| -17 (69-52)    | at Florida   | 2/12/13  |
| -14 (89-75)    | at Missouri  | 12/28/22 |

## LOSS MARGINS ON THE ROAD

| Margin (Score) | Opponent      | Date     |
|----------------|---------------|----------|
| -30 (85-55)    | at Tennessee  | 2/16/13  |
| -26 (78-52)    | at Alabama    | 1/7/23   |
| -22 (88-66)    | at Florida    | 2/4/17   |
| -19 (71-52)    | at Tennessee  | 3/2/19   |
| -19 (84-65)    | at Florida    | 3/18/14  |
| -18 (85-67)    | at LSU        | 1/5/16   |
| -17 (69-52)    | at Florida    | 2/12/13  |
| -16 (88-72)    | at Gonzaga    | 11/0/22  |
| -14 (89-75)    | at Missouri   | 12/28/22 |
| -14 (64-50)    | at Notre Dame | 11/29/12 |
| -13 (76-63)    | at Tennessee  | 2/15/22  |
| -13 (80-67)    | at Florida    | 3/3/18   |
| -13 (73-60)    | at Arkansas   | 3/2/13   |

## LOSS MARGINS AT NEUTRAL SITES

| Margin (Score) | Opponent           | Date     |
|----------------|--------------------|----------|
| -34 (118-84)   | vs. Duke           | 11/6/18  |
| -17 (79-62)    | vs. Georgia Tech   | 12/6/20  |
| -17 (84-67)    | vs. UConn          | 11/24/17 |
| -16 (64-48)    | vs. Vanderbilt     | 3/15/13  |
| -12 (75-63)    | vs. North Carolina | 12/19/20 |
| -10 (63-53)    | vs. UCLA           | 12/17/22 |
| -9 (86-77 2OT) | vs. Michigan State | 11/15/22 |
| -8 (79-71)     | vs. Duke           | 11/9/21  |
| -8 (83-75)     | vs. UCLA           | 12/23/17 |

## LOSS MARGINS ON THE ROAD IN THE SEC

| Margin (Score) | Opponent      | Date     |
|----------------|---------------|----------|
| -30 (85-55)    | at Tennessee  | 2/16/13  |
| -26 (78-52)    | at Alabama    | 1/7/23   |
| -22 (88-66)    | at Florida    | 2/4/17   |
| -19 (71-52)    | at Tennessee  | 3/2/19   |
| -19 (84-65)    | at Florida    | 3/18/14  |
| -18 (85-67)    | at LSU        | 1/5/16   |
| -17 (69-52)    | at Florida    | 2/12/13  |
| -14 (89-75)    | at Missouri   | 12/28/22 |
| -13 (76-63)    | at Tennessee  | 2/15/22  |
| -13 (80-67)    | at Florida    | 3/3/18   |
| -13 (73-60)    | at Arkansas   | 3/2/13   |
| -12 (74-62)    | at Vanderbilt | 2/27/16  |

## LOSS MARGINS IN RUPP ARENA IN THE SEC

| Margin (Score) | Opponent       | Date    |
|----------------|----------------|---------|
| -20 (85-65)    | ALABAMA        | 1/26/21 |
| -12 (83-71)    | TEXAS A&M      | 1/12/13 |
| -11 (82-71)    | TENNESSEE      | 2/6/21  |
| -10 (69-59)    | FLORIDA        | 2/15/14 |
| -8 (81-73)     | TENNESSEE      | 3/7/20  |
| -4 (71-67)     | FLORIDA        | 2/27/21 |
| -4 (71-67)     | ARKANSAS       | 2/27/14 |
| -3 (71-68)     | SOUTH CAROLINA | 1/10/23 |
| -2 (73-71)     | LSU            | 2/12/19 |
| -2 (61-59)     | TENNESSEE      | 2/6/18  |
| -2 (66-64)     | FLORIDA        | 1/20/18 |

## LOSS MARGINS IN THE SEC TOURNAMENT

| Margin (Score) | Opponent              | Date    |
|----------------|-----------------------|---------|
| -16 (64-48)    | vs. Vanderbilt        | 3/15/13 |
| -7 (69-62)     | vs. Tennessee         | 3/12/22 |
| -7 (71-64)     | vs. Vanderbilt        | 3/11/12 |
| -4 (82-78)     | vs. Tennessee         | 3/16/19 |
| -1 (74-73)     | vs. Mississippi State | 3/11/21 |
| -1 (61-60)     | vs. Florida           | 3/16/14 |

## LOSS MARGINS IN THE NCAA TOURNAMENT

| Margin (Score) | Opponent           | Date     |
|----------------|--------------------|----------|
| -7 (71-64)     | vs. Wisconsin      | 4/4/15   |
| -7 (73-66)     | vs. West Virginia  | 3/27/10  |
| -6 (85-79)     | vs. Saint Peter's  | 3/17/22  |
| -6 (77-71)     | vs. Auburn         | 3/31/19  |
| -6 (73-67)     | vs. Indiana        | 3/19/16  |
| -6 (60-54)     | vs. UConn          | 3/7/2014 |
| -3 (61-58)     | vs. Kansas State   | 3/22/18  |
| -3 (65-62)     | vs. North Carolina | 3/26/17  |
| -1 (56-55)     | vs. UConn          | 4/2/11   |





# JACOB TOPPIN

Senior | Forward | 6-9 | 205 | Brooklyn, N.Y. | Univ. of Rhode Island

| 2022-23 SEASON/CAREER HIGHS*         |                                      |                |
|--------------------------------------|--------------------------------------|----------------|
| <b>Points</b>                        |                                      |                |
| Season                               | 24, LOUISVILLE (12/31/22)            |                |
| Career                               | 24, LOUISVILLE (12/31/22)            |                |
| <b>Rebounds</b>                      |                                      |                |
| Season                               | 11, 2x, last GEORGIA (1/17/23)       |                |
| Career                               | 11, 2x, last GEORGIA (1/17/23)       |                |
| <b>Field Goals</b>                   |                                      |                |
| Season                               | 10, LOUISVILLE (12/31/22)            |                |
| Career                               | 10, LOUISVILLE (12/31/22)            |                |
| <b>Field Goals Attempted</b>         |                                      |                |
| Season                               | 18, at Gonzaga (11/20/22)            |                |
| Career                               | 18, at Gonzaga (11/20/22)            |                |
| <b>3-Point Field Goals</b>           |                                      |                |
| Season                               | 1, 7x, last FLORIDA (2/4/23)         |                |
| Career                               | 3, ALABAMA (11/15/19)                |                |
| <b>3-Point Field Goals Attempted</b> |                                      |                |
| Season                               | 4, at Gonzaga (11/20/22)             |                |
| Career                               | 4, 4x, last at Gonzaga (11/20/22)    |                |
| <b>Free Throws</b>                   |                                      |                |
| Season                               | 5, 2x, last vs. GEORGIA (1/17/23)    |                |
| Career                               | 6, FLORIDA (2/27/21)                 |                |
| <b>Free Throws Attempted</b>         |                                      |                |
| Season                               | 8, NORTH FLORIDA (11/23/22)          |                |
| Career                               | 8, 2x, last North Florida (11/23/22) |                |
| <b>Assists</b>                       |                                      |                |
| Season                               | 5, at Tennessee (1/14/23)            |                |
| Career                               | 6, WESTERN KENTUCKY (12/22/21)       |                |
| <b>Steals</b>                        |                                      |                |
| Season                               | 2, 3x, last vs. TEXAS A&M (1/21/23)  |                |
| Career                               | 3, at Ole Miss (3/2/21)              |                |
| <b>Blocked Shots</b>                 |                                      |                |
| Season                               | 2, 3x, last at Vanderbilt (1/24/23)  |                |
| Career                               | 4, SOUTHERN (12/7/21)                |                |
| <b>Minutes Played</b>                |                                      |                |
| Season                               | 39, GEORGIA (1/17/23)                |                |
| Career                               | 40, ALABAMA (2/19/22)                |                |
| <b>MISCELLANEOUS</b>                 |                                      |                |
|                                      | <b>2022-23</b>                       | <b>CAREER*</b> |
| Dunks                                | 22                                   | 76             |
| Double-Figure Scoring Games          | 14                                   | 30             |
| Double-Figure Rebounding Games       | 5                                    | 5              |
| Games With Double-Double             | 5                                    | 5              |
| Games Led Team in Scoring            | 4                                    | 4              |
| Games Led Team in Rebounding         | 3                                    | 5              |
| Games Led Team in Assists            | 2                                    | 5              |
| Games Led Team in Steals             | 3                                    | 6              |
| Games Led Team in Blocks             | 4                                    | 13             |
| Games With 3+ Assists                | 7                                    | 12             |
| Games With 3+ Blocks                 | 0                                    | 2              |
| Games With 3+ Steals                 | 0                                    | 1              |
| Games With 3+ Three-Pointers         | 0                                    | 1              |

\*includes Rhode Island statistics

- Has tallied double-digit points in eight of his last 10 games played, including six straight
- Recorded fifth double-double of the season with 17 points and 10 boards in win over Florida
- Scored 18 points and dished out four assists in 36 minutes at Ole Miss
- Totaled 14 points and four boards against No. 9 Kansas
- Produced a double-double with 12 points and 10 rebounds at Vanderbilt
- Scored 17 points in win over Texas A&M
- Logged a double-double with 11 points and a career-high-tying 11 rebounds, while also leading the team with four assists in the win over Georgia
- Went for five points, eight boards and a season-high five assists in win at No. 5 Tennessee
- Produced 21 points, three rebounds, a block and a steal in the win over LSU. Sank two clutch free-throws to seal the game for the Cats
- Poured in a career-high 24 points while grabbing seven boards in win over Louisville
  - Tabbed the Bluegrass Sports Commission MVP of the annual UK-Louisville game
- Tallied double-digit points in four straight games from Nov. 20-Dec. 4
- Scored a 20 points and added 10 rebounds in the win over North Florida
- Had 16 points at Gonzaga
- Notched first-career double-double with 15 points and a career-best 11 boards against Howard
- Averaged a team-high 15.5 points per game in its two fall exhibitions
- Averaged 16.8 points per game during the foreign tour in The Bahamas
  - Connected on 56.5% of field-goal attempts and 53.3% from long range
  - Made eight 3-pointers
  - Led the team with 27 points and five 3s against Carleton University

## Game-By-Game Statistics

| Opponent           | Date  | GS | Min | FG-A  | Pct. | 3FG-A | Pct.  | FT-A | Pct.  | Off-Def-Tot                 | PF | Ast | TO | Blk | Stl | Pts |
|--------------------|-------|----|-----|-------|------|-------|-------|------|-------|-----------------------------|----|-----|----|-----|-----|-----|
| HOWARD             | 11/7  | *  | 32  | 5-12  | .417 | 1-2   | .500  | 4-7  | .571  | 3-8-11                      | 2  | 2   | 0  | 0   | 2   | 15  |
| DUQUESNE           | 11/11 | *  | 28  | 4-12  | .333 | 0-1   | .000  | 0-0  | .000  | 1-7-8                       | 2  | 3   | 2  | 1   | 2   | 8   |
| vs. Michigan State | 11/15 | *  | 31  | 3-8   | .375 | 1-3   | .333  | 3-4  | .750  | 1-3-4                       | 4  | 0   | 1  | 1   | 0   | 10  |
| S. CAROLINA STATE  | 11/17 | *  | 20  | 4-8   | .500 | 0-2   | .000  | 0-1  | .000  | 3-6-9                       | 2  | 2   | 0  | 1   | 1   | 8   |
| at Gonzaga         | 11/20 | *  | 36  | 7-18  | .389 | 0-4   | .000  | 2-4  | .500  | 1-2-3                       | 2  | 1   | 2  | 0   | 0   | 16  |
| NORTH FLORIDA      | 11/23 | *  | 21  | 7-15  | .467 | 1-2   | .500  | 5-8  | .625  | 4-6-10                      | 2  | 1   | 1  | 0   | 0   | 20  |
| BELLARMINE         | 11/29 | *  | 31  | 4-9   | .444 | 0-2   | .000  | 4-4  | 1.000 | 2-3-5                       | 0  | 2   | 0  | 0   | 0   | 12  |
| vs. Michigan       | 12/4  | *  | 25  | 6-12  | .500 | 0-1   | .000  | 2-3  | .667  | 2-3-5                       | 3  | 1   | 2  | 0   | 0   | 14  |
| YALE               | 12/10 | *  | 31  | 2-6   | .333 | 0-1   | .000  | 0-0  | .000  | 2-3-5                       | 1  | 4   | 1  | 0   | 0   | 4   |
| vs. UCLA           | 12/17 | *  | 24  | 2-10  | .200 | 0-2   | .000  | 1-2  | .500  | 4-3-7                       | 2  | 2   | 3  | 0   | 1   | 5   |
| FLORIDA A&M        | 12/21 |    | 19  | 1-2   | .500 | 0-0   | .000  | 2-3  | .667  | 2-3-5                       | 0  | 1   | 0  | 1   | 0   | 4   |
| at Missouri        | 12/28 |    | 13  | 0-2   | .000 | 0-1   | .000  | 0-0  | .000  | 0-4-4                       | 0  | 1   | 3  | 0   | 0   | 0   |
| LOUISVILLE         | 12/31 | *  | 35  | 10-15 | .667 | 0-1   | .000  | 4-6  | .667  | 3-4-7                       | 4  | 2   | 2  | 0   | 0   | 24  |
| LSU                | 1/3   | *  | 32  | 9-13  | .692 | 1-1   | 1.000 | 2-2  | 1.000 | 1-2-3                       | 1  | 3   | 1  | 1   | 1   | 21  |
| at Alabama         | 1/7   | *  | 25  | 1-10  | .100 | 1-1   | 1.000 | 0-0  | .000  | 3-3-6                       | 3  | 0   | 0  | 2   | 0   | 3   |
| SOUTH CAROLINA     | 1/10  |    |     |       |      |       |       |      |       | DNP - Right shoulder injury |    |     |    |     |     |     |
| at Tennessee       | 1/14  | *  | 33  | 1-5   | .200 | 0-0   | .000  | 3-5  | .600  | 2-6-8                       | 1  | 5   | 3  | 0   | 0   | 5   |
| GEORGIA            | 1/17  | *  | 39  | 3-10  | .300 | 0-0   | .000  | 5-6  | .833  | 2-9-11                      | 2  | 4   | 0  | 2   | 1   | 11  |
| TEXAS A&M          | 1/21  | *  | 34  | 7-12  | .583 | 1-2   | .500  | 2-4  | .500  | 3-1-4                       | 2  | 3   | 1  | 1   | 2   | 17  |
| at Vanderbilt      | 1/24  | *  | 34  | 6-7   | .857 | 0-0   | .000  | 0-0  | .000  | 1-9-10                      | 1  | 2   | 1  | 2   | 0   | 12  |
| KANSAS             | 1/28  | *  | 32  | 6-11  | .545 | 0-1   | .000  | 2-4  | .500  | 0-4-4                       | 4  | 2   | 1  | 0   | 0   | 14  |
| at Ole Miss        | 1/31  | *  | 36  | 7-14  | .500 | 0-2   | .000  | 4-4  | 1.000 | 1-2-3                       | 2  | 4   | 2  | 0   | 0   | 18  |
| FLORIDA            | 2/4   | *  | 35  | 8-16  | .500 | 1-2   | .500  | 0-1  | .000  | 2-8-10                      | 3  | 1   | 1  | 1   | 0   | 17  |

## Career Statistics

| Year         | GP-GS         | Min-Avg          | FG-FGA         | Pct         | 3FG-FGA       | Pct         | FT-FTA         | Pct         | Off-Def-Tot-Avg        | PF-FO        | Ast        | TO        | Blk       | Stl       | Pts        | Avg        |
|--------------|---------------|------------------|----------------|-------------|---------------|-------------|----------------|-------------|------------------------|--------------|------------|-----------|-----------|-----------|------------|------------|
| 2019-20      | 30-3          | 560-18.7         | 55-129         | .426        | 13-53         | .245        | 29-45          | .644        | 42-75-117-3.9          | 63-0         | 15         | 17        | 12        | 11        | 152        | 5.1        |
| 2020-21      | 24-2          | 412-17.2         | 44-99          | .444        | 4-13          | .308        | 32-41          | .780        | 22-63-8-5-3.5          | 26-0         | 16         | 20        | 6         | 11        | 124        | 5.2        |
| 2021-22      | 29-4          | 516-17.8         | 70-126         | .556        | 4-10          | .400        | 35-47          | .745        | 29-64-93-3.2           | 35-1         | 32         | 17        | 16        | 10        | 179        | 6.2        |
| 2022-23      | 22-20         | 644-29.3         | 103-227        | .454        | 7-31          | .226        | 45-68          | .662        | 43-99-142-6.5          | 43-0         | 46         | 27        | 13        | 10        | 258        | 11.7       |
| <b>TOTAL</b> | <b>105-29</b> | <b>2132-20.3</b> | <b>272-581</b> | <b>.468</b> | <b>28-107</b> | <b>.262</b> | <b>141-201</b> | <b>.701</b> | <b>136-301-437-4.2</b> | <b>167-1</b> | <b>109</b> | <b>81</b> | <b>47</b> | <b>42</b> | <b>713</b> | <b>6.8</b> |



### 2022-23 SEASON/CAREER HIGHS\*

|                                      |  |                |
|--------------------------------------|--|----------------|
| <b>Points</b>                        |  |                |
| Season                               | 20, HOWARD (11/7/22)                   |                |
| Career                               | 23, at Minnesota (12/25/20)            |                |
| <b>Rebounds</b>                      |  |                |
| Season                               | 4, TEXAS A&M (1/21/23)                 |                |
| Career                               | 5, ORAL ROBERTS (11/15/19)             |                |
| <b>Field Goals</b>                   |  |                |
| Season                               | 6, 2x, last S. CAROLINA (1/10/23)      |                |
| Career                               | 8, NORTH CAROLINA (12/8/20)            |                |
| <b>Field Goals Attempted</b>         |  |                |
| Season                               | 12, TEXAS A&M (1/21/23)                |                |
| Career                               | 12, 3x, last TEXAS A&M (1/21/23)       |                |
| <b>3-Point Field Goals</b>           |  |                |
| Season                               | 4, 2x, last FLORIDA A&M (12/21/22)     |                |
| Career                               | 5, 3x, last at Minnesota (12/25/20)    |                |
| <b>3-Point Field Goals Attempted</b> |  |                |
| Season                               | 10, TEXAS A&M (1/21/23)                |                |
| Career                               | 10, TEXAS A&M (1/21/23)                |                |
| <b>Free Throws</b>                   |  |                |
| Season                               | 6, HOWARD (11/7/22)                    |                |
| Career                               | 6, 3x, last HOWARD (11/7/22)           |                |
| <b>Free Throws Attempted</b>         |  |                |
| Season                               | 7, HOWARD (11/7/22)                    |                |
| Career                               | 8, vs. Cincinnati (12/21/19)           |                |
| <b>Assists</b>                       |  |                |
| Season                               | 5, at Vanderbilt (1/24/23)             |                |
| Career                               | 6, SOUTHERN (11/27/20)                 |                |
| <b>Steals</b>                        |  |                |
| Season                               | 4, SOUTH CAROLINA ST. (11/17/22)       |                |
| Career                               | 4, SOUTH CAROLINA ST. (11/17/22)       |                |
| <b>Blocked Shots</b>                 |  |                |
| Season                               | -                                      |                |
| Career                               | 1, 9x, last vs. Grand Canyon (3/20/21) |                |
| <b>Minutes Played</b>                |  |                |
| Season                               | 37, at Tennessee (1/14/23)             |                |
| Career                               | 39, at Minnesota (12/25/20)            |                |
| <b>MISCELLANEOUS</b>                 |  |                |
|                                      | <b>2022-23</b>                         | <b>CAREER*</b> |
| Dunks                                | 0                                      | 0              |
| Double-Figure                        |  |                |
| Scoring Games                        | 10                                     | 29             |
| Double-Figure                        |  |                |
| Rebounding Games                     | 0                                      | 0              |
| Games With                           |  |                |
| Double-Double                        | 0                                      | 0              |
| Games Led Team                       |  |                |
| in Scoring                           | 1                                      | 5              |
| Games Led Team                       |  |                |
| in Rebounding                        | 0                                      | 0              |
| Games Led Team                       |  |                |
| in Assists                           | 1                                      | 6              |
| Games Led Team                       |  |                |
| in Steals                            | 3                                      | 10             |
| Games Led Team                       |  |                |
| in Blocks                            | 0                                      | 3              |
| Games With                           |  |                |
| 3+ Assists                           | 5                                      | 26             |
| Games With                           |  |                |
| 3+ Blocks                            | 0                                      | 0              |
| Games With                           |  |                |
| 3+ Steals                            | 1                                      | 1              |
| Games With                           |  |                |
| 3+ Three-Pointers                    | 6                                      | 18             |
| <i>*includes Iowa statistics</i>     |  |                |

- Scored 12 points while connecting on three 3-pointers in win over Florida
- Reached double-figure scoring for the fourth time in five games with 10 points at Vanderbilt. He also added a season-high five assists
- Scored 12 points in win over Texas A&M
- Poured in 13 points in a season-high 37 minutes in win at No. 5 Tennessee
- After missing the previous three games with a right hand injury, returned against South Carolina and scored 14 points, including sinking two 3s
- Sunk four 3-pointers and added a pair of assists in the win over Florida A&M
- Had a career-high four steals to go with a team-best 17 points against South Carolina State
- Went for 20 points, three rebounds and three assists against Howard
- Averaged 14.5 points on 63.6% shooting from long range in UK's two fall exhibitions
  - Made at least three 3s in both games
- Missed the 2021-22 season due to a hamstring injury
- Prior to the injury, was entering the season as the nation's leading returning in career 3-point field-goal percentage (46.6%) with a minimum of 150 attempts
- Logged 37 minutes in three games during the foreign tour in The Bahamas
  - Averaged 4.0 points per game on 50% shooting and also contributed 2.0 assists per game

### Game-By-Game Statistics

| Opponent           | Date  | GS | Min | FG-A | Pct. | 3FG-A | Pct. | FT-A | Pct.  | Off-Def-Tot | PF | Ast | TO | Blk | Stl | Pts |
|--------------------|-------|----|-----|------|------|-------|------|------|-------|-------------|----|-----|----|-----|-----|-----|
| HOWARD             | 11/7  | *  | 30  | 6-9  | .667 | 2-5   | .400 | 6-7  | .857  | 0-3-3       | 0  | 3   | 0  | 0   | 1   | 20  |
| DUQUESNE           | 11/11 | *  | 30  | 5-9  | .556 | 4-7   | .571 | 0-0  | .000  | 0-2-2       | 0  | 3   | 1  | 0   | 0   | 14  |
| vs. Michigan State | 11/15 | *  | 32  | 2-7  | .286 | 1-6   | .167 | 0-0  | .000  | 0-0-0       | 4  | 0   | 0  | 0   | 0   | 5   |
| S. CAROLINA STATE  | 11/17 | *  | 20  | 5-11 | .455 | 3-7   | .429 | 4-4  | 1.000 | 1-1-2       | 1  | 3   | 1  | 0   | 4   | 17  |
| at Gonzaga         | 11/20 | *  | 36  | 1-9  | .111 | 1-6   | .167 | 0-0  | .000  | 2-0-2       | 1  | 3   | 2  | 0   | 1   | 3   |
| NORTH FLORIDA      | 11/23 |    | 11  | 1-2  | .500 | 0-1   | .000 | 0-0  | .000  | 0-0-0       | 1  | 2   | 0  | 0   | 0   | 2   |
| BELLARMINE         | 11/29 |    | 19  | 3-7  | .429 | 3-7   | .429 | 2-2  | 1.000 | 0-0-0       | 0  | 0   | 0  | 0   | 0   | 11  |
| vs. Michigan       | 12/4  |    | 16  | 1-3  | .333 | 1-3   | .333 | 0-1  | .000  | 0-0-0       | 1  | 1   | 0  | 0   | 0   | 3   |
| YALE               | 12/10 |    | 9   | 0-2  | .000 | 0-0   | .000 | 0-0  | .000  | 0-0-0       | 3  | 1   | 0  | 0   | 1   | 0   |
| vs. UCLA           | 12/17 |    | 6   | 0-0  | .000 | 0-0   | .000 | 0-0  | .000  | 0-0-0       | 0  | 0   | 0  | 0   | 0   | 0   |
| FLORIDA A&M        | 12/21 |    | 25  | 4-7  | .571 | 4-6   | .667 | 0-0  | .000  | 0-0-0       | 1  | 2   | 0  | 0   | 0   | 12  |
| at Missouri        | 12/28 |    | 4   | 0-1  | .000 | 0-1   | .000 | 0-0  | .000  | 0-0-0       | 1  | 0   | 0  | 0   | 0   | 0   |
| LOUISVILLE         | 12/31 |    |     |      |      |       |      |      |       |             |    |     |    |     |     |     |
| LSU                | 1/3   |    |     |      |      |       |      |      |       |             |    |     |    |     |     |     |
| at Alabama         | 1/7   |    |     |      |      |       |      |      |       |             |    |     |    |     |     |     |
| SOUTH CAROLINA     | 1/10  |    | 30  | 6-9  | .667 | 2-4   | .500 | 0-0  | .000  | 0-0-0       | 0  | 1   | 0  | 0   | 0   | 14  |
| at Tennessee       | 1/14  | *  | 37  | 4-11 | .364 | 3-9   | .333 | 2-2  | 1.000 | 0-2-2       | 1  | 1   | 2  | 0   | 0   | 13  |
| GEORGIA            | 1/17  | *  | 36  | 1-8  | .125 | 1-5   | .200 | 0-0  | .000  | 0-1-1       | 3  | 2   | 0  | 0   | 0   | 3   |
| TEXAS A&M          | 1/21  | *  | 35  | 3-12 | .250 | 2-10  | .200 | 4-4  | 1.000 | 2-2-4       | 0  | 2   | 1  | 0   | 2   | 12  |
| at Vanderbilt      | 1/24  | *  | 28  | 4-8  | .500 | 2-5   | .400 | 0-0  | .000  | 1-1-2       | 1  | 5   | 1  | 0   | 1   | 10  |
| KANSAS             | 1/28  | *  | 29  | 1-8  | .125 | 0-5   | .000 | 0-0  | .000  | 0-0-0       | 0  | 2   | 2  | 0   | 1   | 2   |
| at Ole Miss        | 1/31  | *  | 20  | 0-2  | .000 | 0-1   | .000 | 0-0  | .000  | 0-0-0       | 3  | 1   | 0  | 0   | 0   | 0   |
| FLORIDA            | 2/4   | *  | 35  | 4-10 | .400 | 3-6   | .500 | 1-1  | 1.000 | 0-1-1       | 1  | 1   | 2  | 0   | 0   | 12  |

### Career Statistics

| Year         | GP-GS        | Min-Avg          | FG-FGA         | Pct         | 3FG-FGA        | Pct         | FT-FTA       | Pct         | Off-Def-Tot-Avg     | PF-FO       | Ast        | TO        | Blk      | Stl       | Pts        | Avg        |
|--------------|--------------|------------------|----------------|-------------|----------------|-------------|--------------|-------------|---------------------|-------------|------------|-----------|----------|-----------|------------|------------|
| 2019-20      | 25-25        | 715-29.8         | 87-180         | .483        | 47-102         | .461        | 35-44        | .795        | 16-32-48-1.9        | 43-0        | 69         | 32        | 5        | 17        | 256        | 10.2       |
| 2020-21      | 27-27        | 666-24.7         | 72-152         | .474        | 36-76          | .474        | 23-34        | .676        | 5-24-29-1.1         | 25-0        | 52         | 10        | 4        | 10        | 203        | 7.5        |
| 2022-23      | 20-12        | 489-24.5         | 51-135         | .378        | 32-94          | .340        | 19-21        | .905        | 6-13-19-1.0         | 22-0        | 33         | 12        | 0        | 11        | 153        | 7.7        |
| <b>TOTAL</b> | <b>72-64</b> | <b>1871-26.0</b> | <b>210-467</b> | <b>.450</b> | <b>115-272</b> | <b>.423</b> | <b>77-99</b> | <b>.778</b> | <b>27-69-96-1.3</b> | <b>90-0</b> | <b>154</b> | <b>54</b> | <b>9</b> | <b>38</b> | <b>612</b> | <b>8.5</b> |



# SAHVIR WHEELER 2

Senior | Guard | 5-9 | 180 | Houston | Univ. of Georgia

- Leads the SEC and is 20th nationally with 5.6 assists per game
- With 656 career assists playing in the Southeastern Conference, he ranks fifth all-time in the history books of the league. He needs nine more to move into fourth place
- Started and fought off an ankle injury to dish out nine assists and contribute four boards in the win at Ole Miss
- Was a spark for the Cats off the bench at Vanderbilt. Dished out a game-high-tying five assists, scored four points and added a steal
- Scored in double-digits nine games
- Posted 12 points, a game-high eight assists and made two 3s in the loss at Missouri
- Topped 1,000 career points with 11 in the win over Michigan in London
- Posted 16 points, eight assists and two steals against Michigan State
- After missing the Howard game with a right-leg injury, came off the bench to register a double-double with 11 points and a game-high 11 assists
- 2022 Bob Cousy Award finalist
  - All-SEC Second Team selection (coaches) in 2022
- Led the SEC in assists per game with 6.9 per game, also ranked in the top 10 nationally
  - Has led the league in assists per game in each of the last two seasons
- Averaged 14.5 points and 6.0 assists per game in four outings in The Bahamas

| 2022-23 SEASON/CAREER HIGHS          |                                      |                |
|--------------------------------------|--------------------------------------|----------------|
| <b>Points</b>                        |                                      |                |
| Season                               | 16, vs. Michigan State (11/15/22)    |                |
| Career                               | 27, at Florida (2/20/21)             |                |
| <b>Rebounds</b>                      |                                      |                |
| Season                               | 6, 2x, last LSU (1/3/23)             |                |
| Career                               | 11, LSU (2/23/21)                    |                |
| <b>Field Goals</b>                   |                                      |                |
| Season                               | 7, at Alabama (1/7/23)               |                |
| Career                               | 12, vs. North Carolina (12/18/21)    |                |
| <b>Field Goals Attempted</b>         |                                      |                |
| Season                               | 16, 2x, last at Alabama (1/7/23)     |                |
| Career                               | 18, 2x, last AUBURN (1/13/21)        |                |
| <b>3-Point Field Goals</b>           |                                      |                |
| Season                               | 3, LSU (1/3/23)                      |                |
| Career                               | 3, 3x, last LSU (1/3/23)             |                |
| <b>3-Point Field Goals Attempted</b> |                                      |                |
| Season                               | 6, vs. Michigan State (11/15/22)     |                |
| Career                               | 8, at LSU (1/6/21)                   |                |
| <b>Free Throws</b>                   |                                      |                |
| Season                               | 4, SOUTH CAROLINA ST. (11/17/22)     |                |
| Career                               | 8, at Florida (2/20/21)              |                |
| <b>Free Throws Attempted</b>         |                                      |                |
| Season                               | 6, vs. Michigan (12/4/22)            |                |
| Career                               | 11, OLE MISS (1/30/21)               |                |
| <b>Assists</b>                       |                                      |                |
| Season                               | 11, DUQUESNE (11/11/22)              |                |
| Career                               | 14, NORTH FLORIDA (11/26/21)         |                |
| <b>Steals</b>                        |                                      |                |
| Season                               | 2, 6x, last FLORIDA (2/4/23)         |                |
| Career                               | 5, at Florida (2/20/21)              |                |
| <b>Blocked Shots</b>                 |                                      |                |
| Season                               | 1, 2x, last vs. Mich. St. (11/15/22) |                |
| Career                               | 1, 5x, last vs. Mich. St. (11/15/22) |                |
| <b>Minutes Played</b>                |                                      |                |
| Season                               | 40, 2x, last S. CAROLINA (1/10/23)   |                |
| Career                               | 42, ALABAMA (2/8/20)                 |                |
| <b>MISCELLANEOUS</b>                 |                                      |                |
|                                      | <b>2022-23</b>                       | <b>CAREER*</b> |
| Dunks                                | 0                                    | 0              |
| Double-Figure                        |                                      |                |
| Scoring Games                        | 9                                    | 58             |
| Double-Figure                        |                                      |                |
| Rebounding Games                     | 0                                    | 1              |
| Games With                           |                                      |                |
| Double-Double                        | 1                                    | 11             |
| Games Led Team                       |                                      |                |
| in Scoring                           | 0                                    | 10             |
| Games Led Team                       |                                      |                |
| in Rebounding                        | 0                                    | 2              |
| Games Led Team                       |                                      |                |
| in Assists                           | 15                                   | 88             |
| Games Led Team                       |                                      |                |
| in Steals                            | 7                                    | 29             |
| Games Led Team                       |                                      |                |
| in Blocks                            | 0                                    | 2              |
| Games With                           |                                      |                |
| 3+ Assists                           | 18                                   | 95             |
| Games With                           |                                      |                |
| 3+ Blocks                            | 0                                    | 0              |
| Games With                           |                                      |                |
| 3+ Steals                            | 0                                    | 12             |
| Games With                           |                                      |                |
| 3+ Three-Pointers                    | 1                                    | 3              |

\*includes Georgia statistics

## Game-By-Game Statistics

| Opponent           | Date  | GS | Min | FG-A                       | Pct. | 3FG-A | Pct.  | FT-A | Pct.  | Off-Def-Tot | PF | Ast | TO | Blk | Stl | Pts |
|--------------------|-------|----|-----|----------------------------|------|-------|-------|------|-------|-------------|----|-----|----|-----|-----|-----|
| HOWARD             | 11/7  |    |     | DNP - Right leg injury     |      |       |       |      |       |             |    |     |    |     |     |     |
| DUQUESNE           | 11/11 |    | 28  | 4-7                        | .571 | 1-2   | .500  | 2-2  | 1.000 | 1-5-6       | 1  | 11  | 2  | 1   | 2   | 11  |
| vs. Michigan State | 11/15 |    | 40  | 6-16                       | .375 | 2-6   | .333  | 2-4  | .500  | 0-0-0       | 1  | 8   | 3  | 1   | 2   | 16  |
| S. CAROLINA STATE  | 11/17 | *  | 26  | 1-3                        | .333 | 0-1   | .000  | 4-4  | 1.000 | 0-3-3       | 1  | 10  | 0  | 0   | 1   | 6   |
| at Gonzaga         | 11/20 | *  | 17  | 2-6                        | .333 | 1-4   | .250  | 2-3  | .667  | 0-1-1       | 4  | 4   | 1  | 0   | 0   | 7   |
| NORTH FLORIDA      | 11/23 | *  | 23  | 2-5                        | .400 | 1-1   | 1.000 | 0-0  | .000  | 0-1-1       | 3  | 5   | 1  | 0   | 0   | 5   |
| BELLARMINE         | 11/29 | *  | 35  | 2-6                        | .333 | 1-4   | .250  | 1-2  | .500  | 0-4-4       | 0  | 6   | 4  | 0   | 1   | 6   |
| vs. Michigan       | 12/4  | *  | 37  | 4-10                       | .400 | 1-2   | .500  | 2-6  | .333  | 0-3-3       | 0  | 7   | 3  | 0   | 1   | 11  |
| YALE               | 12/10 | *  | 34  | 5-14                       | .357 | 0-2   | .000  | 0-1  | .000  | 0-4-4       | 1  | 1   | 1  | 0   | 2   | 10  |
| vs. UCLA           | 12/17 | *  | 36  | 5-7                        | .714 | 1-1   | 1.000 | 0-0  | .000  | 1-2-3       | 3  | 6   | 6  | 0   | 1   | 11  |
| FLORIDA A&M        | 12/21 | *  | 20  | 2-6                        | .333 | 1-2   | .500  | 0-0  | .000  | 0-2-2       | 1  | 5   | 1  | 0   | 0   | 5   |
| at Missouri        | 12/28 | *  | 38  | 5-12                       | .417 | 2-3   | .667  | 0-0  | .000  | 0-0-0       | 5  | 8   | 2  | 0   | 0   | 12  |
| LOUISVILLE         | 12/31 | *  | 39  | 2-6                        | .333 | 1-3   | .333  | 2-2  | 1.000 | 1-0-1       | 3  | 9   | 4  | 0   | 2   | 7   |
| LSU                | 1/3   | *  | 37  | 4-10                       | .400 | 3-5   | .600  | 0-1  | .000  | 0-6-6       | 2  | 9   | 2  | 0   | 0   | 11  |
| at Alabama         | 1/7   | *  | 35  | 7-16                       | .438 | 0-2   | .000  | 1-2  | .500  | 1-1-2       | 4  | 3   | 1  | 0   | 1   | 15  |
| SOUTH CAROLINA     | 1/10  | *  | 40  | 5-11                       | .455 | 0-1   | .000  | 0-3  | .000  | 0-3-3       | 2  | 3   | 2  | 0   | 2   | 10  |
| at Tennessee       |       |    |     | DNP - Left shoulder injury |      |       |       |      |       |             |    |     |    |     |     |     |
| GEORGIA            | 1/17  |    | 11  | 0-1                        | .000 | 0-0   | .000  | 0-0  | .000  | 0-1-1       | 1  | 3   | 2  | 0   | 1   | 0   |
| TEXAS A&M          | 1/21  |    | 8   | 0-0                        | .000 | 0-0   | .000  | 0-0  | .000  | 0-0-0       | 1  | 2   | 1  | 0   | 0   | 0   |
| at Vanderbilt      | 1/24  |    | 23  | 2-5                        | .400 | 0-1   | .000  | 0-0  | .000  | 0-1-1       | 3  | 5   | 2  | 0   | 1   | 4   |
| KANSAS             | 1/28  |    | 15  | 1-2                        | .500 | 0-0   | .000  | 0-0  | .000  | 0-1-1       | 1  | 0   | 0  | 0   | 0   | 2   |
| at Ole Miss        | 1/31  | *  | 34  | 2-8                        | .250 | 0-0   | .000  | 0-0  | .000  | 0-4-4       | 1  | 9   | 1  | 0   | 0   | 4   |
| FLORIDA            | 2/4   |    | 25  | 4-5                        | .800 | 0-1   | .000  | 0-0  | .000  | 1-1-2       | 1  | 3   | 0  | 0   | 2   | 8   |

## Career Statistics

| Year         | GP-GS         | Min-Avg          | FG-FGA         | Pct         | 3FG-FGA       | Pct         | FT-FTA         | Pct         | Off-Def-Tot-Avg       | PF-FO        | Ast        | TO         | Blk      | Stl        | Pts         | Avg         |
|--------------|---------------|------------------|----------------|-------------|---------------|-------------|----------------|-------------|-----------------------|--------------|------------|------------|----------|------------|-------------|-------------|
| 2019-20      | 31-17         | 848-27.4         | 103-218        | .472        | 16-50         | .320        | 58-83          | .699        | 17-59-76-2.5          | 85-1         | 139        | 91         | 0        | 26         | 280         | 9.0         |
| 2020-21      | 26-26         | 903-34.7         | 135-338        | .399        | 18-80         | .225        | 76-103         | .738        | 18-82-100-3.8         | 70-3         | 193        | 115        | 1        | 44         | 364         | 14.0        |
| 2021-22      | 30-29         | 934-31.1         | 120-272        | .441        | 16-52         | .308        | 46-59          | .780        | 18-59-77-2.6          | 71-0         | 207        | 91         | 2        | 33         | 302         | 10.1        |
| 2022-23      | 21-14         | 600-28.6         | 65-156         | .417        | 15-41         | .366        | 16-30          | .533        | 5-43-48-2.3           | 39-1         | 117        | 39         | 2        | 19         | 161         | 7.7         |
| <b>TOTAL</b> | <b>108-86</b> | <b>3286-30.4</b> | <b>423-984</b> | <b>.430</b> | <b>65-223</b> | <b>.291</b> | <b>196-275</b> | <b>.713</b> | <b>58-243-301-2.8</b> | <b>265-5</b> | <b>656</b> | <b>336</b> | <b>5</b> | <b>122</b> | <b>1107</b> | <b>10.3</b> |



# ADOU THIERO 3

Freshman | Guard | 6-6 | 200 | Leetsdale, Pa. | Quaker Valley HS

## 2022-23 SEASON/CAREER HIGHS\*

| Points                        |                                     |         |
|-------------------------------|-------------------------------------|---------|
| Season                        | 6, S. CAROLINA STATE (11/17/22)     |         |
| Career                        | 6, S. CAROLINA STATE (11/17/22)     |         |
| Rebounds                      |                                     |         |
| Season                        | 5, 2x, last at Alabama (1/7/23)     |         |
| Career                        | 5, 2x, last at Alabama (1/7/23)     |         |
| Field Goals                   |                                     |         |
| Season                        | 2, S. CAROLINA STATE (11/17/22)     |         |
| Career                        | 2, S. CAROLINA STATE (11/17/22)     |         |
| Field Goals Attempted         |                                     |         |
| Season                        | 3, 2x, last at Tennessee (13/14/23) |         |
| Career                        | 3, 2x, last at Tennessee (13/14/23) |         |
| 3-Point Field Goals           |                                     |         |
| Season                        | 1, 2x, last at Missouri (12/28/22)  |         |
| Career                        | 1, 2x, last at Missouri (12/28/22)  |         |
| 3-Point Field Goals Attempted |                                     |         |
| Season                        | 2, NORTH FLORIDA (11/23/22)         |         |
| Career                        | 2, NORTH FLORIDA (11/23/22)         |         |
| Free Throws                   |                                     |         |
| Season                        | 4, 2x, last at Tennessee (13/14/23) |         |
| Career                        | 4, 2x, last at Tennessee (13/14/23) |         |
| Free Throws Attempted         |                                     |         |
| Season                        | 6, HOWARD (11/7/22)                 |         |
| Career                        | 6, HOWARD (11/7/22)                 |         |
| Assists                       |                                     |         |
| Season                        | 1, 4x, last at Alabama (1/7/23)     |         |
| Career                        | 1, 4x, last at Alabama (1/7/23)     |         |
| Steals                        |                                     |         |
| Season                        | 2, at Tennessee (1/14/23)           |         |
| Career                        | 2, at Tennessee (1/14/23)           |         |
| Blocked Shots                 |                                     |         |
| Season                        | 2, NORTH FLORIDA (11/23/22)         |         |
| Career                        | 2, NORTH FLORIDA (11/23/22)         |         |
| Minutes Played                |                                     |         |
| Season                        | 18, at Alabama (1/7/23)             |         |
| Career                        | 18, at Alabama (1/7/23)             |         |
| MISCELLANEOUS                 |                                     |         |
|                               | 2022-23                             | CAREER* |
| Dunks                         | 1                                   | 1       |
| Double-Figure                 |                                     |         |
| Scoring Games                 | 0                                   | 0       |
| Double-Figure                 |                                     |         |
| Rebounding Games              | 0                                   | 0       |
| Games With                    |                                     |         |
| Double-Double                 | 0                                   | 0       |
| Games Led UK                  |                                     |         |
| in Scoring                    | 0                                   | 0       |
| Games Led UK                  |                                     |         |
| in Rebounding                 | 0                                   | 0       |
| Games Led UK                  |                                     |         |
| in Assists                    | 0                                   | 0       |
| Games Led UK                  |                                     |         |
| in Steals                     | 2                                   | 2       |
| Games Led UK                  |                                     |         |
| in Blocks                     | 1                                   | 1       |
| Games With                    |                                     |         |
| 3+ Assists                    | 0                                   | 0       |
| Games With                    |                                     |         |
| 3+ Blocks                     | 0                                   | 0       |
| Games With                    |                                     |         |
| 3+ Steals                     | 0                                   | 0       |
| Games With                    |                                     |         |
| 3+ Three-Pointers             | 0                                   | 0       |

- Tallied two points and had a block in six important minutes at Ole Miss
- Scored four points and had a pair of steals in 13 minutes in the win at No. 5 Tennessee
- Went for five boards, an assist, a block and a steal in a career-high 18 minutes at Alabama
- Chipped in with five points and three boards at Missouri
- Had five points and a pair of blocks against North Florida
- Logged six points, four boards and an assist in win over South Carolina State
- Totaled four points and five rebounds against Howard in collegiate debut
- Notched 21 points, 12 rebounds, six assists and three steals in the Blue-White Game
- Scored 6.3 points and added 3.0 rebounds in 14.3 minutes per game in four appearances in The Bahamas
- Averaged 23.3 points, 10.3 rebounds, 5.9 assists, 3.9 steals and 2.3 blocks per game and directed Quaker Valley to a 27-1 record and a 14-0 mark in league play as a senior in high school
- Finished his career with 1,624 career points which ranked as the third most in team history
- Had a 44-point performance against Hopewell which snapped the school's single-game scoring record

## Game-By-Game Statistics

| Opponent           | Date  | GS | Min | FG-A                   | Pct.  | 3FG-A | Pct.  | FT-A | Pct.  | Off-Def-Tot | PF | Ast | TO | Blk | Stl | Pts |
|--------------------|-------|----|-----|------------------------|-------|-------|-------|------|-------|-------------|----|-----|----|-----|-----|-----|
| HOWARD             | 11/7  |    | 14  | 0-1                    | .000  | 0-0   | .000  | 4-6  | .667  | 1-4-5       | 0  | 1   | 1  | 0   | 0   | 4   |
| DUQUESNE           | 11/11 |    |     | DNP - Coach's decision |       |       |       |      |       |             |    |     |    |     |     |     |
| vs. Michigan State | 11/15 |    |     | DNP - Coach's decision |       |       |       |      |       |             |    |     |    |     |     |     |
| S. CAROLINA STATE  | 11/17 |    | 9   | 2-3                    | .667  | 0-0   | .000  | 2-3  | .667  | 1-3-4       | 3  | 1   | 2  | 0   | 0   | 6   |
| at Gonzaga         | 11/20 |    |     | DNP - Coach's decision |       |       |       |      |       |             |    |     |    |     |     |     |
| NORTH FLORIDA      | 11/23 |    | 12  | 1-2                    | .500  | 1-2   | .500  | 2-2  | 1.000 | 0-1-1       | 2  | 0   | 0  | 2   | 0   | 5   |
| BELLARMINE         | 11/29 |    |     | DNP - Coach's decision |       |       |       |      |       |             |    |     |    |     |     |     |
| vs. Michigan       | 12/4  |    |     | DNP - Coach's decision |       |       |       |      |       |             |    |     |    |     |     |     |
| YALE               | 12/10 |    |     | DNP - Coach's decision |       |       |       |      |       |             |    |     |    |     |     |     |
| vs. UCLA           | 12/17 |    |     | DNP - Coach's decision |       |       |       |      |       |             |    |     |    |     |     |     |
| FLORIDA A&M        | 12/21 |    | 3   | 0-1                    | .000  | 0-1   | .000  | 0-0  | .000  | 1-0-1       | 0  | 0   | 0  | 0   | 1   | 0   |
| at Missouri        | 12/28 |    | 17  | 1-1                    | 1.000 | 1-1   | 1.000 | 2-3  | .667  | 2-1-3       | 2  | 1   | 0  | 0   | 1   | 5   |
| LOUISVILLE         | 12/31 |    | 7   | 0-0                    | .000  | 0-0   | .000  | 0-0  | .000  | 0-0-0       | 0  | 0   | 0  | 0   | 0   | 0   |
| LSU                | 1/3   |    |     | DNP - Coach's decision |       |       |       |      |       |             |    |     |    |     |     |     |
| at Alabama         | 1/7   |    | 18  | 0-2                    | .000  | 0-1   | .000  | 0-0  | .000  | 1-4-5       | 2  | 1   | 1  | 1   | 1   | 0   |
| SOUTH CAROLINA     | 1/10  |    |     | DNP - Coach's decision |       |       |       |      |       |             |    |     |    |     |     |     |
| at Tennessee       | 1/14  |    | 13  | 0-3                    | .000  | 0-0   | .000  | 4-4  | 1.000 | 0-0-0       | 3  | 0   | 2  | 0   | 2   | 4   |
| GEORGIA            | 1/17  |    | 3   | 0-0                    | .000  | 0-0   | .000  | 0-0  | .000  | 0-0-0       | 2  | 0   | 0  | 0   | 1   | 0   |
| TEXAS A&M          | 1/21  |    |     | DNP - Coach's decision |       |       |       |      |       |             |    |     |    |     |     |     |
| at Vanderbilt      | 1/24  |    |     | DNP - Coach's decision |       |       |       |      |       |             |    |     |    |     |     |     |
| KANSAS             | 1/28  |    |     | DNP - Coach's decision |       |       |       |      |       |             |    |     |    |     |     |     |
| at Ole Miss        | 1/31  |    | 6   | 0-0                    | .000  | 0-0   | .000  | 2-4  | .500  | 0-1-1       | 0  | 1   | 0  | 1   | 0   | 2   |
| FLORIDA            | 2/4   |    |     | DNP - Coach's decision |       |       |       |      |       |             |    |     |    |     |     |     |

## Career Statistics

| Year         | GP-GS       | Min-Avg         | FG-FGA      | Pct         | 3FG-FGA    | Pct         | FT-FTA       | Pct         | Off-Def-Tot-Avg    | PF-FO       | Ast      | TO       | Blk      | Stl      | Pts       | Avg        |
|--------------|-------------|-----------------|-------------|-------------|------------|-------------|--------------|-------------|--------------------|-------------|----------|----------|----------|----------|-----------|------------|
| 2022-23      | 10-0        | 102-10.2        | 4-13        | .308        | 2-5        | .400        | 16-22        | .727        | 6-14-20-2.0        | 14-0        | 5        | 6        | 4        | 6        | 26        | 2.6        |
| <b>TOTAL</b> | <b>10-0</b> | <b>102-10.2</b> | <b>4-13</b> | <b>.308</b> | <b>2-5</b> | <b>.400</b> | <b>16-22</b> | <b>.727</b> | <b>6-14-20-2.0</b> | <b>14-0</b> | <b>5</b> | <b>6</b> | <b>4</b> | <b>6</b> | <b>26</b> | <b>2.6</b> |





# DAIMION COLLINS 4

Sophomore | Forward | 6-9 | 210 | Atlanta, Texas | Atlanta HS

## 2022-23 SEASON/CAREER HIGHS

| Points                         |                                    |        |  |
|--------------------------------|------------------------------------|--------|--|
| Season                         | 6, S. CAROLINA ST. (11/17/22)      |        |  |
| Career                         | 14, ROBERT MORRIS (11/12/21)       |        |  |
| Rebounds                       |                                    |        |  |
| Season                         | 7, S. CAROLINA ST. (11/17/22)      |        |  |
| Career                         | 8, HIGH POINT (12/31/21)           |        |  |
| Field Goals                    |                                    |        |  |
| Season                         | 2, 3x, last at Alabama (1/7/23)    |        |  |
| Career                         | 7, ROBERT MORRIS (11/12/21)        |        |  |
| Field Goals Attempted          |                                    |        |  |
| Season                         | 7, NORTH FLORIDA (11/23/22)        |        |  |
| Career                         | 10, NORTH FLORIDA (11/26/21)       |        |  |
| 3-Point Field Goals            |                                    |        |  |
| Season                         | -                                  |        |  |
| Career                         | -                                  |        |  |
| 3-Point Field Goals Attempted  |                                    |        |  |
| Season                         | 1, 2x, last vs. Michigan (12/4/22) |        |  |
| Career                         | 2, NORTH FLORIDA (11/26/21)        |        |  |
| Free Throws                    |                                    |        |  |
| Season                         | 3, FLORIDA (2/4/23)                |        |  |
| Career                         | 6, at Alabama (2/5/22)             |        |  |
| Free Throws Attempted          |                                    |        |  |
| Season                         | 4, 2x, last FLORIDA (2/4/23)       |        |  |
| Career                         | 6, at Alabama (2/5/22)             |        |  |
| Assists                        |                                    |        |  |
| Season                         | 1, 2x, last S. CAROLINA (1/10/23)  |        |  |
| Career                         | 3, ROBERT MORRIS (11/12/21)        |        |  |
| Steals                         |                                    |        |  |
| Season                         | 1, 5x, last FLORIDA (2/4/23)       |        |  |
| Career                         | 1, 10x, last FLORIDA (2/4/23)      |        |  |
| Blocked Shots                  |                                    |        |  |
| Season                         | 3, SOUTH CAROLINA (1/10/23)        |        |  |
| Career                         | 4, ROBERT MORRIS (11/12/21)        |        |  |
| Minutes Played                 |                                    |        |  |
| Season                         | 22, SOUTH CAROLINA (1/10/23)       |        |  |
| Career                         | 25, NORTH FLORIDA (11/26/21)       |        |  |
| MISCELLANEOUS                  |                                    |        |  |
|                                | 2022-23                            | CAREER |  |
| Dunks                          | 6                                  | 28     |  |
| Double-Figure Scoring Games    | 0                                  | 3      |  |
| Double-Figure Rebounding Games | 0                                  | 0      |  |
| Games With Double-Double       | 0                                  | 0      |  |
| Games Led UK in Scoring        | 0                                  | 0      |  |
| Games Led UK in Rebounding     | 0                                  | 1      |  |
| Games Led UK in Assists        | 0                                  | 0      |  |
| Games Led UK in Steals         | 1                                  | 1      |  |
| Games Led UK in Blocks         | 2                                  | 9      |  |
| Games With 3+ Assists          | 0                                  | 1      |  |
| Games With 3+ Blocks           | 1                                  | 4      |  |
| Games With 3+ Steals           | 0                                  | 0      |  |
| Games With 3+ Three-Pointers   | 0                                  | 0      |  |

- Hit a pair of clutch free throws late to seal the victory over Florida
- Tallied four points in two minutes to help provide a spark in the first half at Ole Miss
- Missed the game at Tennessee with a left foot injury
- Scored two points, added four rebounds and a game-high three blocks in a season-high 22 minutes vs. South Carolina
- Had four points, two boards, a block and a steal in 14 minutes at Alabama
- Scored six points and added seven rebounds in the win over South Carolina State
- Made his first appearance of the season against Michigan State after missing the Howard and Duquesne games due to personal reasons
- Had 10 points, eight boards and a pair of blocks in the Blue-White Game
- Averaged 10.0 points per game on 60.7% shooting and added 5.3 rebounds in four games in The Bahamas
- Owns a 46.5-inch vertical set at the 2022 Pro Day
- Had three double-figure scoring efforts as a freshman, including a career-high 14 against Robert Morris

## Game-By-Game Statistics

| Opponent           | Date  | GS | Min | FG-A                   | Pct. | 3FG-A | Pct. | FT-A  | Pct.  | Off-Def-Tot | PF | Ast | TO | Blk | Stl | Pts |
|--------------------|-------|----|-----|------------------------|------|-------|------|-------|-------|-------------|----|-----|----|-----|-----|-----|
| HOWARD             | 11/7  |    |     | DNP - Personal reasons |      |       |      |       |       |             |    |     |    |     |     |     |
| DUQUESNE           | 11/11 |    |     | DNP - Personal reasons |      |       |      |       |       |             |    |     |    |     |     |     |
| vs. Michigan State | 11/15 | 18 | 0-1 | .000                   | 0-0  | .000  | 2-4  | .500  | 0-1-1 | 2           | 0  | 1   | 0  | 1   | 2   |     |
| S. CAROLINA STATE  | 11/17 | 18 | 2-4 | .500                   | 0-0  | .000  | 2-2  | 1.000 | 1-6-7 | 1           | 0  | 3   | 2  | 0   | 6   |     |
| at Gonzaga         | 11/20 | 4  | 0-0 | .000                   | 0-0  | .000  | 0-0  | .000  | 0-0-0 | 1           | 0  | 1   | 0  | 1   | 0   |     |
| NORTH FLORIDA      | 11/23 | 17 | 2-7 | .286                   | 0-1  | .000  | 0-0  | .000  | 1-4-5 | 4           | 1  | 1   | 2  | 0   | 4   |     |
| BELLARMINE         | 11/29 | 9  | 0-1 | .000                   | 0-0  | .000  | 0-0  | .000  | 2-1-3 | 2           | 0  | 3   | 0  | 0   | 0   |     |
| vs. Michigan       | 12/4  | 13 | 0-2 | .000                   | 0-1  | .000  | 1-2  | .500  | 0-5-5 | 0           | 0  | 1   | 0  | 0   | 1   |     |
| YALE               | 12/10 | 6  | 0-1 | .000                   | 0-1  | .000  | 0-0  | .000  | 1-1-2 | 2           | 0  | 2   | 0  | 0   | 0   |     |
| vs. UCLA           | 12/17 |    |     | DNP - Coach's decision |      |       |      |       |       |             |    |     |    |     |     |     |
| FLORIDA A&M        | 12/21 | 5  | 0-0 | .000                   | 0-0  | .000  | 0-0  | .000  | 0-1-1 | 1           | 0  | 0   | 0  | 0   | 0   |     |
| at Missouri        | 12/28 |    |     | DNP - Coach's decision |      |       |      |       |       |             |    |     |    |     |     |     |
| LOUISVILLE         | 12/31 | 3  | 1-2 | .500                   | 0-0  | .000  | 0-0  | .000  | 0-0-0 | 0           | 0  | 0   | 0  | 0   | 2   |     |
| LSU                | 1/3   | 8  | 1-3 | .333                   | 0-0  | .000  | 0-0  | .000  | 1-0-1 | 2           | 0  | 0   | 1  | 0   | 2   |     |
| at Alabama         | 1/7   | 14 | 2-3 | .667                   | 0-0  | .000  | 0-0  | .000  | 1-1-2 | 1           | 0  | 1   | 1  | 1   | 4   |     |
| SOUTH CAROLINA     | 1/10  | *  | 22  | 1-4                    | .250 | 0-0   | .000 | 0-1   | .000  | 2-2-4       | 1  | 1   | 1  | 3   | 1   | 2   |
| at Tennessee       | 1/14  |    |     | DNP - Left foot injury |      |       |      |       |       |             |    |     |    |     |     |     |
| GEORGIA            | 1/17  |    |     | DNP - Coach's decision |      |       |      |       |       |             |    |     |    |     |     |     |
| TEXAS A&M          | 1/21  |    |     | DNP - Coach's decision |      |       |      |       |       |             |    |     |    |     |     |     |
| at Vanderbilt      | 1/24  |    |     | DNP - Coach's decision |      |       |      |       |       |             |    |     |    |     |     |     |
| KANSAS             | 1/28  |    |     | DNP - Coach's decision |      |       |      |       |       |             |    |     |    |     |     |     |
| at Ole Miss        | 1/31  | 2  | 1-1 | 1.000                  | 0-0  | .000  | 2-3  | .667  | 1-0-1 | 0           | 0  | 0   | 0  | 0   | 4   |     |
| FLORIDA            | 2/4   | 5  | 0-0 | .000                   | 0-0  | .000  | 3-4  | .750  | 0-1-1 | 0           | 0  | 0   | 0  | 1   | 3   |     |

## Career Statistics

| Year         | GP-GS       | Min-Avg        | FG-FGA       | Pct         | 3FG-FGA    | Pct         | FT-FTA       | Pct         | Off-Def-Tot-Avg     | PF-FO       | Ast      | TO        | Blk       | Stl       | Pts        | Avg        |
|--------------|-------------|----------------|--------------|-------------|------------|-------------|--------------|-------------|---------------------|-------------|----------|-----------|-----------|-----------|------------|------------|
| 2021-22      | 27-1        | 198-7.3        | 30-52        | .577        | 0-3        | .000        | 18-21        | .857        | 18-37-55-2.0        | 33-0        | 4        | 16        | 20        | 6         | 78         | 2.9        |
| 2022-23      | 14-1        | 146-10.4       | 10-29        | .345        | 0-3        | .000        | 10-16        | .625        | 10-23-33-2.4        | 17-0        | 2        | 14        | 9         | 5         | 30         | 2.1        |
| <b>TOTAL</b> | <b>41-2</b> | <b>344-8.4</b> | <b>40-81</b> | <b>.494</b> | <b>0-6</b> | <b>.000</b> | <b>28-37</b> | <b>.757</b> | <b>28-60-88-2.1</b> | <b>50-0</b> | <b>6</b> | <b>30</b> | <b>29</b> | <b>11</b> | <b>109</b> | <b>2.6</b> |



# ANTONIO REEVES 12

Senior | Guard | 6-5 | 205 | Chicago | Illinois State Univ.

## 2022-23 SEASON/CAREER HIGHS\*

|  |  |               |
|--|--|---------------|
| <b>Points</b>                              |  |               |
| Season                                     | 27, at Ole Miss (1/31/23)                  |               |
| Career                                     | 34, VALPARAISO (2/9/22)                    |               |
| <b>Rebounds</b>                            |  |               |
| Season                                     | 6, NORTH FLORIDA (11/23/22)                |               |
| Career                                     | 10, UTSA (12/21/21)                        |               |
| <b>Field Goals</b>                         |  |               |
| Season                                     | 8, 3x, last at Ole Miss (1/31/23)          |               |
| Career                                     | 13, VALPARAISO (2/9/22)                    |               |
| <b>Field Goals Attempted</b>               |  |               |
| Season                                     | 17, TEXAS A&M (1/21/23)                    |               |
| Career                                     | 24, at Valparaiso (1/2/22)                 |               |
| <b>3-Point Field Goals</b>                 |  |               |
| Season                                     | 6, 2x, last at Ole Miss (1/31/23)          |               |
| Career                                     | 6, 3x, last at Ole Miss (1/31/23)          |               |
| <b>3-Point Field Goals Attempted</b>       |  |               |
| Season                                     | 12, HOWARD (11/7/22)                       |               |
| Career                                     | 12, HOWARD (11/7/22)                       |               |
| <b>Free Throws</b>                         |  |               |
| Season                                     | 8, at Tennessee (1/14/23)                  |               |
| Career                                     | 9, DRAKE (1/26/22)                         |               |
| <b>Free Throws Attempted</b>               |  |               |
| Season                                     | 8, at Tennessee (1/14/23)                  |               |
| Career                                     | 9, 3x, last vs. DRAKE (1/26/22)            |               |
| <b>Assists</b>                             |  |               |
| Season                                     | 3, 3x, last KANSAS (1/28/23)               |               |
| Career                                     | 5, 2x, last vs. SOUTHERN ILLINOIS (2/5/22) |               |
| <b>Steals</b>                              |  |               |
| Season                                     | 2, at Ole Miss (1/31/23)                   |               |
| Career                                     | 3, 5x, last vs. LOYOLA CHICAGO (2/21/22)   |               |
| <b>Blocked Shots</b>                       |  |               |
| Season                                     | 1, 5x, last FLORIDA (2/4/23)               |               |
| Career                                     | 3, 2x, last vs. UNI (3/4/22)               |               |
| <b>Minutes Played</b>                      |  |               |
| Season                                     | 31, 2x, last at Ole Miss (1/31/23)         |               |
| Career                                     | 46, at Eastern Michigan (11/12/21)         |               |
| <b>MISCELLANEOUS</b>                       |  |               |
|  | <b>2022-23</b>                             | <b>CAREER</b> |
| Dunks                                      | 2  | 17            |
| Double-Figure                              |  |               |
| Scoring Games                              | 17   | 77            |
| Double-Figure                              |  |               |
| Rebounding Games                           | 0  | 1             |
| Games With                                 |  |               |
| Double-Double                              | 0  | 1             |
| Games Led Team                             |  |               |
| in Scoring                                 | 9  | 43            |
| Games Led Team                             |  |               |
| in Rebounding                              | 0  | 6             |
| Games Led Team                             |  |               |
| in Assists                                 | 0  | 8             |
| Games Led Team                             |  |               |
| in Steals                                  | 0  | 22            |
| Games Led Team                             |  |               |
| in Blocks                                  | 1  | 6             |
| Games With                                 |  |               |
| 3+ Assists                                 | 3  | 17            |
| Games With                                 |  |               |
| 3+ Blocks                                  | 0  | 1             |
| Games With                                 |  |               |
| 3+ Steals                                  | 0  | 5             |
| Games With                                 |  |               |
| 3+ Three-Pointers                          | 10   | 31            |
| <i>*includes Illinois State statistics</i> |  |               |

- Tallied double-digit points in 17 games, including eight of the last nine
- Has four 20-plus-point performances off of the bench, the most in John Calipari's tenure
- Put together his best performance of the season with 27 points, six 3-pointers and a season-high two steals in the win at Ole Miss
- Scored 10 points and dished out a season-high-tying three assists against No. 9 Kansas
- Poured in a game-high 23 points, including five 3-pointers, in win against Texas A&M
- Scored a team-high 18 points, connecting on all eight free throws in win at No. 5 Tennessee
- Scored a game-high 20 points while pulling down four boards at Alabama
- Had 11 points, including three first-half 3-pointers in the win over Michigan
- Led the team with 18 points in the win against Bellarmine
- Scored a team-high-tying 20 points and added a season-best six boards in the win over North Florida
- Led the team in scoring in each of the first two games. Had 22 against Howard, including going 6 of 12 from deep. He charted 18 points with four 3s against Duquesne
  - The six made 3s in the opener were the most ever for a UK player in a debut
- Was the MVP of the Big Blue Bahamas foreign tour this summer
  - Averaged a team-best 17.0 points per game on 52.4% shooting from the field
  - Sunk 14 3-pointers (3.5 per game) and connected at a 51.9% rate
- Scored more than 1,000 career points at Illinois State
- Ranked in the top 20 nationally in scoring (20.1 ppg) as a junior at Illinois State
- Earned All-MVC honors and All-District 16 Team accolades

## Game-By-Game Statistics

| Opponent           | Date  | GS | Min | FG-A | Pct. | 3FG-A | Pct. | FT-A | Pct.  | Off-Def-Tot | PF | Ast | TO | Blk | Stl | Pts |
|--------------------|-------|----|-----|------|------|-------|------|------|-------|-------------|----|-----|----|-----|-----|-----|
| HOWARD             | 11/7  |    | 25  | 8-16 | .500 | 6-12  | .500 | 0-1  | .000  | 0-1-1       | 1  | 2   | 3  | 0   | 0   | 22  |
| DUQUESNE           | 11/11 |    | 28  | 5-9  | .556 | 4-6   | .667 | 4-5  | .800  | 0-3-3       | 0  | 0   | 2  | 1   | 1   | 18  |
| vs. Michigan State | 11/15 |    | 23  | 1-7  | .143 | 1-3   | .333 | 2-2  | 1.000 | 0-1-1       | 1  | 1   | 1  | 0   | 0   | 5   |
| S. CAROLINA STATE  | 11/17 |    | 20  | 3-9  | .333 | 3-7   | .429 | 2-2  | 1.000 | 0-1-1       | 2  | 3   | 0  | 0   | 0   | 11  |
| at Gonzaga         | 11/20 |    | 24  | 4-13 | .308 | 2-7   | .286 | 0-1  | .000  | 2-0-2       | 1  | 1   | 0  | 0   | 1   | 10  |
| NORTH FLORIDA      | 11/23 | *  | 29  | 7-12 | .583 | 4-8   | .500 | 2-2  | 1.000 | 2-4-6       | 1  | 1   | 2  | 0   | 0   | 20  |
| BELLARMINE         | 11/29 | *  | 24  | 7-15 | .467 | 3-6   | .500 | 1-1  | 1.000 | 2-3-5       | 2  | 2   | 0  | 1   | 0   | 18  |
| vs. Michigan       | 12/4  | *  | 26  | 4-9  | .444 | 3-4   | .750 | 0-0  | .000  | 1-3-4       | 2  | 2   | 3  | 0   | 0   | 11  |
| YALE               | 12/10 | *  | 31  | 3-7  | .429 | 1-3   | .333 | 3-4  | .750  | 0-2-2       | 2  | 3   | 1  | 0   | 1   | 10  |
| vs. UCLA           | 12/17 | *  | 22  | 2-13 | .154 | 2-8   | .250 | 0-1  | .000  | 0-0-0       | 1  | 1   | 2  | 0   | 1   | 6   |
| FLORIDA A&M        | 12/21 |    | 25  | 4-11 | .364 | 2-7   | .286 | 0-0  | .000  | 0-2-2       | 1  | 1   | 0  | 0   | 0   | 10  |
| at Missouri        | 12/28 |    | 15  | 3-6  | .500 | 0-3   | .000 | 2-3  | .667  | 0-0-0       | 2  | 1   | 2  | 0   | 0   | 8   |
| LOUISVILLE         | 12/31 |    | 16  | 1-4  | .250 | 0-2   | .000 | 3-4  | .750  | 0-1-1       | 1  | 0   | 0  | 1   | 0   | 5   |
| LSU                | 1/3   |    | 14  | 0-1  | .000 | 0-1   | .000 | 2-2  | 1.000 | 0-0-0       | 1  | 0   | 1  | 0   | 0   | 2   |
| at Alabama         | 1/7   |    | 21  | 7-13 | .538 | 4-7   | .571 | 2-4  | .500  | 2-2-4       | 1  | 0   | 1  | 0   | 0   | 20  |
| SOUTH CAROLINA     | 1/10  |    | 28  | 6-13 | .462 | 1-5   | .200 | 0-0  | .000  | 1-1-2       | 3  | 0   | 0  | 1   | 0   | 13  |
| at Tennessee       | 1/14  |    | 30  | 4-10 | .400 | 2-6   | .333 | 8-8  | 1.000 | 0-4-4       | 3  | 1   | 4  | 0   | 0   | 18  |
| GEORGIA            | 1/17  |    | 26  | 4-11 | .364 | 1-5   | .200 | 2-2  | 1.000 | 0-1-1       | 4  | 2   | 1  | 0   | 1   | 11  |
| TEXAS A&M          | 1/21  |    | 29  | 8-17 | .471 | 5-11  | .455 | 2-2  | 1.000 | 0-1-1       | 0  | 1   | 1  | 0   | 1   | 23  |
| at Vanderbilt      | 1/24  |    | 28  | 7-14 | .500 | 2-5   | .400 | 0-0  | .000  | 0-2-3       | 2  | 1   | 2  | 0   | 0   | 16  |
| KANSAS             | 1/28  |    | 30  | 3-9  | .333 | 0-3   | .00  | 4-4  | 1.000 | 0-2-2       | 2  | 3   | 1  | 0   | 0   | 10  |
| at Ole Miss        | 1/31  |    | 31  | 8-12 | .667 | 6-7   | .857 | 5-5  | 1.000 | 0-3-3       | 1  | 1   | 4  | 0   | 2   | 27  |
| FLORIDA            | 2/4   |    | 19  | 2-5  | .400 | 0-0   | .000 | 0-0  | .000  | 0-1-1       | 1  | 0   | 0  | 1   | 0   | 4   |

## Career Statistics

| Year         | GP-GS         | Min-Avg          | FG-FGA          | Pct         | 3FG-FGA        | Pct         | FT-FTA         | Pct         | Off-Def-Tot-Avg       | PF-FO        | Ast        | TO         | Blk       | Stl       | Pts         | Avg         |
|--------------|---------------|------------------|-----------------|-------------|----------------|-------------|----------------|-------------|-----------------------|--------------|------------|------------|-----------|-----------|-------------|-------------|
| 2019-20      | 31-3          | 693-22.4         | 81-211          | .384        | 33-105         | .314        | 27-41          | .659        | 15-61-76-2.5          | 38-0         | 22         | 30         | 2         | 20        | 222         | 7.2         |
| 2020-21      | 25-24         | 751-30.0         | 110-259         | .425        | 33-108         | .306        | 58-76          | .763        | 19-63-82-3.3          | 36-0         | 36         | 45         | 6         | 9         | 311         | 12.4        |
| 2021-22      | 33-33         | 1151-34.9        | 237-505         | .469        | 76-195         | .390        | 112-137        | .818        | 19-98-117-3.5         | 59-2         | 60         | 77         | 15        | 36        | 662         | 20.1        |
| 2022-23      | 23-5          | 562-24.4         | 101-236         | .428        | 52-126         | .413        | 44-53          | .830        | 11-38-49-2.1          | 35-0         | 27         | 31         | 5         | 8         | 298         | 13.0        |
| <b>TOTAL</b> | <b>112-65</b> | <b>3157-28.2</b> | <b>529-1211</b> | <b>.437</b> | <b>194-534</b> | <b>.363</b> | <b>241-307</b> | <b>.785</b> | <b>64-260-324-2.9</b> | <b>168-2</b> | <b>145</b> | <b>183</b> | <b>28</b> | <b>73</b> | <b>1493</b> | <b>13.3</b> |





# BRENNAN CANADA 14

Senior | Forward | 6-6 | 205 | Mount Sterling, Ky. | George Rogers Clark HS

- Drained first-career 3-pointer in win over South Carolina State
- Hauled in a rebound in two minutes of action against Howard
- Scored five points in seven minutes against Kentucky State
- Put on scholarship in January
- Graduated with a degree in communication and is now pursuing a graduate certificate in sport, fitness and recreation management
- Inducted into UK's Frank G. Ham Society of Character which honors student-athletes who have shown an extraordinary commitment to academic excellence, athletic participation, personal development, career preparation and serving as a role model
- Played in a career-high nine games and scored in three contests as a junior
- Student Athletic Advisory Committee member

| 2022-23 SEASON/CAREER HIGHS          |  |               |
|--------------------------------------|--|---------------|
| <b>Points</b>                        |  |               |
| Season                               | 3, S. CAROLINA ST. (11/17/22)          |               |
| Career                               | 3, S. CAROLINA ST. (11/17/22)          |               |
| <b>Rebounds</b>                      |  |               |
| Season                               | 1, HOWARD (11/7/22)                    |               |
| Career                               | 1, 2x, last HOWARD (11/7/22)           |               |
| <b>Field Goals</b>                   |  |               |
| Season                               | 1, S. CAROLINA ST. (11/17/22)          |               |
| Career                               | 1, 4x, last S. CAROLINA ST. (11/17/22) |               |
| <b>Field Goals Attempted</b>         |  |               |
| Season                               | 1, 3x, last NORTH FLORIDA (11/23/22)   |               |
| Career                               | 2, WESTERN KENTUCKY (12/22/21)         |               |
| <b>3-Point Field Goals</b>           |  |               |
| Season                               | 1, S. CAROLINA ST. (11/17/22)          |               |
| Career                               | 1, S. CAROLINA ST. (11/17/22)          |               |
| <b>3-Point Field Goals Attempted</b> |  |               |
| Season                               | 1, 3x, last N. FLORIDA (11/23/22)      |               |
| Career                               | 1, 3x, last N. FLORIDA (11/23/22)      |               |
| <b>Free Throws</b>                   |  |               |
| Season                               | -                                      |               |
| Career                               | -                                      |               |
| <b>Free Throws Attempted</b>         |  |               |
| Season                               | -                                      |               |
| Career                               | -                                      |               |
| <b>Assists</b>                       |  |               |
| Season                               | -                                      |               |
| Career                               | 1, UALBANY (11/22/21)                  |               |
| <b>Steals</b>                        |  |               |
| Season                               | -                                      |               |
| Career                               | 1, SOUTH CAROLINA (3/6/21)             |               |
| <b>Blocked Shots</b>                 |  |               |
| Season                               | -                                      |               |
| Career                               | 1, TENNESSEE (1/15/22)                 |               |
| <b>Minutes Played</b>                |  |               |
| Season                               | 2, 3x, last NORTH FLORIDA (11/23/22)   |               |
| Career                               | 3, HIGH POINT (12/31/21)               |               |
| <b>MISCELLANEOUS</b>                 |  |               |
|                                      | <b>2022-23</b>                         | <b>CAREER</b> |
| Dunks                                | 0                                      | 0             |
| Double-Figure                        |  |               |
| Scoring Games                        | 0                                      | 0             |
| Double-Figure                        |  |               |
| Rebounding Games                     | 0                                      | 0             |
| Games With                           |  |               |
| Double-Double                        | 0                                      | 0             |
| Games Led UK                         |  |               |
| in Scoring                           | 0                                      | 0             |
| Games Led UK                         |  |               |
| in Rebounding                        | 0                                      | 0             |
| Games Led UK                         |  |               |
| in Assists                           | 0                                      | 0             |
| Games Led UK                         |  |               |
| in Steals                            | 0                                      | 0             |
| Games Led UK                         |  |               |
| in Blocks                            | 0                                      | 1             |
| Games With                           |  |               |
| 3+ Assists                           | 0                                      | 0             |
| Games With                           |  |               |
| 3+ Blocks                            | 0                                      | 0             |
| Games With                           |  |               |
| 3+ Steals                            | 0                                      | 0             |
| Games With                           |  |               |
| 3+ Three-Pointers                    | 0                                      | 0             |

## Game-By-Game Statistics

| Opponent           | Date  | GS | Min | FG-A                   | Pct. | 3FG-A | Pct. | FT-A | Pct.  | Off-Def-Tot | PF | Ast | TO | Blk | Stl | Pts |
|--------------------|-------|----|-----|------------------------|------|-------|------|------|-------|-------------|----|-----|----|-----|-----|-----|
| HOWARD             | 11/7  |    | 2   | 0-1                    | .000 | 0-1   | .000 | 0-0  | .000  | 0-1-1       | 0  | 0   | 0  | 0   | 0   | 0   |
| DUQUESNE           | 11/11 |    |     | DNP - Illness          |      |       |      |      |       |             |    |     |    |     |     |     |
| vs. Michigan State | 11/15 |    |     | DNP - Coach's decision |      |       |      |      |       |             |    |     |    |     |     |     |
| S. CAROLINA STATE  | 11/17 | 2  | 1-1 | 1.000                  | 1-1  | 1.000 | 0-0  | .000 | 0-0-0 | 0           | 0  | 0   | 0  | 0   | 0   | 3   |
| at Gonzaga         | 11/20 |    |     | DNP - Coach's decision |      |       |      |      |       |             |    |     |    |     |     |     |
| NORTH FLORIDA      | 11/23 | 2  | 0-1 | .000                   | 0-1  | .000  | 0-0  | .000 | 0-0-0 | 1           | 0  | 1   | 0  | 0   | 0   | 0   |
| BELLARMINE         | 11/29 |    |     | DNP - Coach's decision |      |       |      |      |       |             |    |     |    |     |     |     |
| vs. Michigan       | 12/4  |    |     | DNP - Coach's decision |      |       |      |      |       |             |    |     |    |     |     |     |
| YALE               | 12/10 |    |     | DNP - Coach's decision |      |       |      |      |       |             |    |     |    |     |     |     |
| vs. UCLA           | 12/17 |    |     | DNP - Coach's decision |      |       |      |      |       |             |    |     |    |     |     |     |
| FLORIDA A&M        | 12/21 |    |     | DNP - Coach's decision |      |       |      |      |       |             |    |     |    |     |     |     |
| at Missouri        | 12/28 |    |     | DNP - Coach's decision |      |       |      |      |       |             |    |     |    |     |     |     |
| LOUISVILLE         | 12/31 |    |     | DNP - Coach's decision |      |       |      |      |       |             |    |     |    |     |     |     |
| LSU                | 1/3   |    |     | DNP - Coach's decision |      |       |      |      |       |             |    |     |    |     |     |     |
| at Alabama         | 1/7   |    |     | DNP - Coach's decision |      |       |      |      |       |             |    |     |    |     |     |     |
| SOUTH CAROLINA     | 1/10  |    |     | DNP - Coach's decision |      |       |      |      |       |             |    |     |    |     |     |     |
| at Tennessee       | 1/14  |    |     | DNP - Coach's decision |      |       |      |      |       |             |    |     |    |     |     |     |
| GEORGIA            | 1/17  |    |     | DNP - Coach's decision |      |       |      |      |       |             |    |     |    |     |     |     |
| TEXAS A&M          | 1/21  |    |     | DNP - Coach's decision |      |       |      |      |       |             |    |     |    |     |     |     |
| at Vanderbilt      | 1/24  |    |     | DNP - Coach's decision |      |       |      |      |       |             |    |     |    |     |     |     |
| KANSAS             | 1/28  |    |     | DNP - Coach's decision |      |       |      |      |       |             |    |     |    |     |     |     |
| at Ole Miss        | 1/31  |    |     | DNP - Coach's decision |      |       |      |      |       |             |    |     |    |     |     |     |
| FLORIDA            | 2/4   |    |     | DNP - Coach's decision |      |       |      |      |       |             |    |     |    |     |     |     |

## Career Statistics

| Year         | GP-GS       | Min-Avg       | FG-FGA     | Pct         | 3FG-FGA    | Pct         | FT-FTA     | Pct         | Off-Def-Tot-Avg  | PF-FO      | Ast      | TO       | Blk      | Stl      | Pts      | Avg        |
|--------------|-------------|---------------|------------|-------------|------------|-------------|------------|-------------|------------------|------------|----------|----------|----------|----------|----------|------------|
| 2019-20      | 4-0         | 3-0.8         | 0-0        | .000        | 0-0        | .000        | 0-0        | .000        | 0-0-0-0.0        | 0-0        | 0        | 1        | 0        | 0        | 0        | 0.0        |
| 2020-21      | 2-0         | 3-1.5         | 0-0        | .000        | 0-0        | .000        | 0-0        | .000        | 0-0-0-0.0        | 0-0        | 0        | 2        | 0        | 1        | 0        | 0.0        |
| 2021-22      | 9-0         | 13-1.4        | 3-4        | .750        | 0-1        | .000        | 0-0        | .000        | 1-0-1-0.1        | 0-0        | 1        | 0        | 1        | 0        | 6        | 0.7        |
| 2022-23      | 3-0         | 6-2.0         | 1-3        | .333        | 1-3        | .333        | 0-0        | .000        | 0-1-1-0.3        | 0-0        | 0        | 0        | 0        | 0        | 3        | 1.0        |
| <b>TOTAL</b> | <b>18-0</b> | <b>24-1.3</b> | <b>4-7</b> | <b>.571</b> | <b>1-4</b> | <b>.250</b> | <b>0-0</b> | <b>.000</b> | <b>1-1-2-0.1</b> | <b>0-0</b> | <b>1</b> | <b>3</b> | <b>1</b> | <b>1</b> | <b>9</b> | <b>0.5</b> |



# WALKER HORN 21

Freshman | Guard | 6-4 | 200 | Austin, Texas | Westlake HS

- Snatched a rebound and had an assist in the win over South Carolina State
- Played two minutes against Howard in first collegiate appearance
- Son of Darrin Horn, the current head men's basketball coach at Northern Kentucky University
- State semifinalist at Westlake as a senior and the team had a 38-2 record
- Averaged 9.3 points, 5.2 assists and 2.4 rebounds as a senior
- Graduated cum laude and was a recipient of a Kentucky Provost Academic Scholarship

| 2022-23 SEASON/CAREER HIGHS*         |                                   |                |
|--------------------------------------|-----------------------------------|----------------|
| <b>Points</b>                        |                                   |                |
| Season                               | -                                 |                |
| Career                               | -                                 |                |
| <b>Rebounds</b>                      |                                   |                |
| Season                               | 1, S. CAROLINA ST. (11/17/22)     |                |
| Career                               | 1, S. CAROLINA ST. (11/17/22)     |                |
| <b>Field Goals</b>                   |                                   |                |
| Season                               | -                                 |                |
| Career                               | -                                 |                |
| <b>Field Goals Attempted</b>         |                                   |                |
| Season                               | 1, NORTH FLORIDA (11/23/22)       |                |
| Career                               | 1, NORTH FLORIDA (11/23/22)       |                |
| <b>3-Point Field Goals</b>           |                                   |                |
| Season                               | -                                 |                |
| Career                               | -                                 |                |
| <b>3-Point Field Goals Attempted</b> |                                   |                |
| Season                               | 1, NORTH FLORIDA (11/23/22)       |                |
| Career                               | 1, NORTH FLORIDA (11/23/22)       |                |
| <b>Free Throws</b>                   |                                   |                |
| Season                               | -                                 |                |
| Career                               | -                                 |                |
| <b>Free Throws Attempted</b>         |                                   |                |
| Season                               | -                                 |                |
| Career                               | -                                 |                |
| <b>Assists</b>                       |                                   |                |
| Season                               | 1, S. CAROLINA ST. (11/17/22)     |                |
| Career                               | 1, S. CAROLINA ST. (11/17/22)     |                |
| <b>Steals</b>                        |                                   |                |
| Season                               | -                                 |                |
| Career                               | -                                 |                |
| <b>Blocked Shots</b>                 |                                   |                |
| Season                               | -                                 |                |
| Career                               | -                                 |                |
| <b>Minutes Played</b>                |                                   |                |
| Season                               | 2, 3x, last N. FLORIDA (11/23/22) |                |
| Career                               | 2, 3x, last N. FLORIDA (11/23/22) |                |
| <b>MISCELLANEOUS</b>                 |                                   |                |
|                                      | <b>2022-23</b>                    | <b>CAREER*</b> |
| Dunks                                | 0                                 | 0              |
| Double-Figure                        |                                   |                |
| Scoring Games                        | 0                                 | 0              |
| Double-Figure                        |                                   |                |
| Rebounding Games                     | 0                                 | 0              |
| Games With                           |                                   |                |
| Double-Double                        | 0                                 | 0              |
| Games Led UK                         |                                   |                |
| in Scoring                           | 0                                 | 0              |
| Games Led UK                         |                                   |                |
| in Rebounding                        | 0                                 | 0              |
| Games Led UK                         |                                   |                |
| in Assists                           | 0                                 | 0              |
| Games Led UK                         |                                   |                |
| in Steals                            | 0                                 | 0              |
| Games Led UK                         |                                   |                |
| in Blocks                            | 0                                 | 0              |
| Games With                           |                                   |                |
| 3+ Assists                           | 0                                 | 0              |
| Games With                           |                                   |                |
| 3+ Blocks                            | 0                                 | 0              |
| Games With                           |                                   |                |
| 3+ Steals                            | 0                                 | 0              |
| Games With                           |                                   |                |
| 3+ Three-Pointers                    | 0                                 | 0              |

## Game-By-Game Statistics

| Opponent           | Date  | GS | Min | FG-A                   | Pct. | 3FG-A | Pct. | FT-A | Pct. | Off-Def-Tot | PF | Ast | TO | Blk | Stl | Pts |
|--------------------|-------|----|-----|------------------------|------|-------|------|------|------|-------------|----|-----|----|-----|-----|-----|
| HOWARD             | 11/7  |    | 2   | 0-0                    | .000 | 0-0   | .000 | 0-0  | .000 | 0-0-0       | 0  | 0   | 1  | 0   | 0   | 0   |
| DUQUESNE           | 11/11 |    |     | DNP - Coach's decision |      |       |      |      |      |             |    |     |    |     |     |     |
| vs. Michigan State | 11/15 |    |     | DNP - Coach's decision |      |       |      |      |      |             |    |     |    |     |     |     |
| S. CAROLINA STATE  | 11/17 |    | 2   | 0-0                    | .000 | 0-0   | .000 | 0-0  | .000 | 0-1-1       | 0  | 1   | 1  | 0   | 0   | 0   |
| at Gonzaga         | 11/20 |    |     | DNP - Coach's decision |      |       |      |      |      |             |    |     |    |     |     |     |
| NORTH FLORIDA      | 11/23 |    | 2   | 0-1                    | .000 | 0-1   | .000 | 0-0  | .000 | 0-0-0       | 1  | 0   | 1  | 0   | 0   | 0   |
| BELLARMINE         | 11/29 |    |     | DNP - Coach's decision |      |       |      |      |      |             |    |     |    |     |     |     |
| vs. Michigan       | 12/4  |    |     | DNP - Coach's decision |      |       |      |      |      |             |    |     |    |     |     |     |
| YALE               | 12/10 |    |     | DNP - Coach's decision |      |       |      |      |      |             |    |     |    |     |     |     |
| vs. UCLA           | 12/17 |    |     | DNP - Coach's decision |      |       |      |      |      |             |    |     |    |     |     |     |
| FLORIDA A&M        | 12/21 |    |     | DNP - Coach's decision |      |       |      |      |      |             |    |     |    |     |     |     |
| at Missouri        | 12/28 |    |     | DNP - Coach's decision |      |       |      |      |      |             |    |     |    |     |     |     |
| LOUISVILLE         | 12/31 |    |     | DNP - Coach's decision |      |       |      |      |      |             |    |     |    |     |     |     |
| LSU                | 1/3   |    |     | DNP - Coach's decision |      |       |      |      |      |             |    |     |    |     |     |     |
| at Alabama         | 1/7   |    |     | DNP - Coach's decision |      |       |      |      |      |             |    |     |    |     |     |     |
| SOUTH CAROLINA     | 1/10  |    |     | DNP - Coach's decision |      |       |      |      |      |             |    |     |    |     |     |     |
| at Tennessee       | 1/14  |    |     | DNP - Coach's decision |      |       |      |      |      |             |    |     |    |     |     |     |
| GEORGIA            | 1/17  |    |     | DNP - Coach's decision |      |       |      |      |      |             |    |     |    |     |     |     |
| TEXAS A&M          | 1/21  |    |     | DNP - Coach's decision |      |       |      |      |      |             |    |     |    |     |     |     |
| at Vanderbilt      | 1/24  |    |     | DNP - Coach's decision |      |       |      |      |      |             |    |     |    |     |     |     |
| KANSAS             | 1/28  |    |     | DNP - Coach's decision |      |       |      |      |      |             |    |     |    |     |     |     |
| at Ole Miss        | 1/31  |    |     | DNP - Coach's decision |      |       |      |      |      |             |    |     |    |     |     |     |
| FLORIDA            | 2/4   |    |     | DNP - Coach's decision |      |       |      |      |      |             |    |     |    |     |     |     |

## Career Statistics

| Year         | GP-GS      | Min-Avg      | FG-FGA     | Pct         | 3FG-FGA    | Pct         | FT-FTA     | Pct         | Off-Def-Tot-Avg  | PF-FO      | Ast      | TO       | Blk      | Stl      | Pts      | Avg        |
|--------------|------------|--------------|------------|-------------|------------|-------------|------------|-------------|------------------|------------|----------|----------|----------|----------|----------|------------|
| 2022-23      | 3-0        | 6-2.0        | 0-1        | .000        | 0-1        | .000        | 0-0        | .000        | 0-1-1-0.3        | 1-0        | 1        | 3        | 0        | 0        | 0        | 0.0        |
| <b>TOTAL</b> | <b>3-0</b> | <b>6-2.0</b> | <b>0-1</b> | <b>.000</b> | <b>0-1</b> | <b>.000</b> | <b>0-0</b> | <b>.000</b> | <b>0-1-1-0.3</b> | <b>1-0</b> | <b>1</b> | <b>3</b> | <b>0</b> | <b>0</b> | <b>0</b> | <b>0.0</b> |



# CASON WALLACE 22

Freshman | Guard | 6-4 | 193 | Dallas | Richardson HS

## 2022-23 SEASON/CAREER HIGHS\*

|                                      |                                    |                |
|--------------------------------------|------------------------------------|----------------|
| <b>Points</b>                        |                                    |                |
| Season                               | 27, FLORIDA A&M (12/21/22)         |                |
| Career                               | 27, FLORIDA A&M (12/21/22)         |                |
| <b>Rebounds</b>                      |                                    |                |
| Season                               | 8, 2x, last vs. Michigan (12/4/22) |                |
| Career                               | 8, 2x, last vs. Michigan (12/4/22) |                |
| <b>Field Goals</b>                   |                                    |                |
| Season                               | 10, FLORIDA A&M (12/21/22)         |                |
| Career                               | 10, FLORIDA A&M (12/21/22)         |                |
| <b>Field Goals Attempted</b>         |                                    |                |
| Season                               | 16, at Missouri (12/28/22)         |                |
| Career                               | 16, at Missouri (12/28/22)         |                |
| <b>3-Point Field Goals</b>           |                                    |                |
| Season                               | 5, 2x, last at Missouri (12/28/22) |                |
| Career                               | 5, 2x, last at Missouri (12/28/22) |                |
| <b>3-Point Field Goals Attempted</b> |                                    |                |
| Season                               | 13, at Missouri (12/28/22)         |                |
| Career                               | 13, at Missouri (12/28/22)         |                |
| <b>Free Throws</b>                   |                                    |                |
| Season                               | 5, FLORIDA (2/4/23)                |                |
| Career                               | 5, FLORIDA (2/4/23)                |                |
| <b>Free Throws Attempted</b>         |                                    |                |
| Season                               | 5, 3x, last FLORIDA (2/4/23)       |                |
| Career                               | 5, 3x, last FLORIDA (2/4/23)       |                |
| <b>Assists</b>                       |                                    |                |
| Season                               | 9, 2x, last FLORIDA A&M (12/21/22) |                |
| Career                               | 9, 2x, last FLORIDA A&M (12/21/22) |                |
| <b>Steals</b>                        |                                    |                |
| Season                               | 8, vs. Michigan State (11/15/22)   |                |
| Career                               | 8, vs. Michigan State (11/15/22)   |                |
| <b>Blocked Shots</b>                 |                                    |                |
| Season                               | 3, FLORIDA (2/4/23)                |                |
| Career                               | 3, FLORIDA (2/4/23)                |                |
| <b>Minutes Played</b>                |                                    |                |
| Season                               | 44, vs. Michigan State (11/15/22)  |                |
| Career                               | 44, vs. Michigan State (11/15/22)  |                |
| <b>MISCELLANEOUS</b>                 |                                    |                |
|                                      | <b>2022-23</b>                     | <b>CAREER*</b> |
| Dunks                                | 8                                  | 8              |
| Double-Figure Scoring Games          | 14                                 | 14             |
| Double-Figure Rebounding Games       | 0                                  | 0              |
| Games With Double-Double             | 0                                  | 0              |
| Games Led UK in Scoring              | 3                                  | 3              |
| Games Led UK in Rebounding           | 0                                  | 0              |
| Games Led UK in Assists              | 8                                  | 8              |
| Games Led UK in Steals               | 13                                 | 13             |
| Games Led UK in Blocks               | 4                                  | 4              |
| Games With 3+ Assists                | 13                                 | 13             |
| Games With 3+ Blocks                 | 1                                  | 1              |
| Games With 3+ Steals                 | 4                                  | 4              |
| Games With 3+ Three-Pointers         | 3                                  | 3              |

- Ranks among the league leaders in assist-to-turnover ratio (7th), assists per game (7th) and steals per game (6th)
- Totaled a team-high 20 points to go along with three boards and a career-high three blocks in win over Florida on his way to his third SEC Freshman of the Week honor
- Named SEC Freshman of the Week on Jan. 30 after averaging 12.0 points, 5.5 boards, 3.0 assists and 2.5 steals for the week as the Wildcats split games at Vanderbilt and at home against No. 9 Kansas
- Went for 14 points, six rebounds, five assists and five steals against No. 9 Kansas
- Posted 17 points, an assist, a block and a steal in the win over Georgia
- Went for 17 points and five boards in win against Louisville
- Garnered SEC Freshman of the Week honors Dec. 27 after posting a career-high 27 points to go along with a career-high-tying nine assists, four steals and two boards against Florida A&M
- Had 16 points with five 3-pointers and a pair of steals at Missouri
- Named MVP of the London Showcase after charting a team-high 14 points, eight rebounds, five assists, a block and a steal. He also was a perfect 4 of 4 from behind the arc, including draining the game-clinching 3-pointer with 70 seconds to play
- Went for 14 points and four steals at Gonzaga
- Tied a UK single-game record with eight steals against Michigan State. Also added 14 points, five boards and five assists, while playing a team-high 44 minutes
- Flirted with a triple-double against Howard, going for 15 points, eight boards and a game-high nine assists
  - Only freshman in school history to have 15-9-8 in collegiate debut
- Five-star prospect who was ranked as high as No. 7 overall by Rivals
- Averaged 19.9 points, 7.4 boards and 6.1 assists per game as a senior at Richardson
  - Named the 2022 Texas Gatorade Player of the Year

## Game-By-Game Statistics

| Opponent           | Date  | GS | Min | FG-A  | Pct. | 3FG-A | Pct.  | FT-A | Pct.  | Off-Def-Tot                                 | PF | Ast | TO | Blk | Stl | Pts |
|--------------------|-------|----|-----|-------|------|-------|-------|------|-------|---|----|-----|----|-----|-----|-----|
| HOWARD             | 11/7  | *  | 35  | 7-11  | .636 | 1-2   | .500  | 0-0  | .000  | 2-6-8                                       | 4  | 9   | 2  | 0   | 2   | 15  |
| DUQUESNE           | 11/11 | *  | 27  | 3-6   | .500 | 1-1   | 1.000 | 1-2  | .500  | 2-1-3                                       | 1  | 4   | 4  | 1   | 2   | 8   |
| vs. Michigan State | 11/15 | *  | 44  | 5-10  | .500 | 2-5   | .400  | 2-4  | .500  | 2-3-5                                       | 3  | 5   | 3  | 1   | 8   | 14  |
| S. CAROLINA STATE  | 11/17 | *  | 24  | 5-7   | .714 | 2-4   | .500  | 0-0  | .000  | 1-1-2                                       | 0  | 3   | 2  | 0   | 1   | 12  |
| at Gonzaga         | 11/20 | *  | 35  | 5-9   | .556 | 2-3   | .667  | 2-2  | 1.000 | 0-2-2                                       | 4  | 2   | 3  | 0   | 4   | 14  |
| NORTH FLORIDA      | 11/23 | *  | 25  | 3-8   | .375 | 2-6   | .333  | 0-0  | .000  | 0-1-1                                       | 1  | 6   | 0  | 0   | 1   | 8   |
| BELLARMINE         | 11/29 | *  | 30  | 1-5   | .200 | 0-3   | .000  | 1-2  | .500  | 1-3-4                                       | 2  | 3   | 1  | 0   | 2   | 3   |
| vs. Michigan       | 12/4  | *  | 36  | 5-8   | .625 | 4-4   | 1.000 | 0-2  | .000  | 4-4-8                                       | 2  | 5   | 2  | 1   | 1   | 14  |
| YALE               | 12/10 | *  | 35  | 2-4   | .500 | 2-3   | .667  | 2-2  | 1.000 | 3-2-5                                       | 2  | 2   | 1  | 0   | 1   | 8   |
| vs. UCLA           | 12/17 | *  | 33  | 2-13  | .154 | 1-7   | .143  | 2-3  | .667  | 1-2-3                                       | 3  | 0   | 2  | 0   | 2   | 7   |
| FLORIDA A&M        | 12/21 | *  | 32  | 10-15 | .667 | 5-6   | .833  | 2-5  | .400  | 1-1-2                                       | 3  | 9   | 2  | 0   | 4   | 27  |
| at Missouri        | 12/28 | *  | 32  | 7-16  | .438 | 5-13  | .385  | 0-0  | .000  | 0-0-0                                       | 4  | 1   | 1  | 1   | 2   | 19  |
| LOUISVILLE         | 12/31 | *  | 37  | 6-8   | .750 | 2-4   | .500  | 3-4  | .750  | 0-5-5                                       | 3  | 2   | 0  | 0   | 2   | 17  |
| LSU                | 1/3   | *  | 40  | 6-13  | .462 | 2-7   | .286  | 0-0  | .000  | 0-3-3                                       | 1  | 4   | 1  | 0   | 0   | 14  |
| at Alabama         | 1/7   | *  | 23  | 1-13  | .077 | 0-6   | .000  | 0-0  | .000  | 1-4-5                                       | 3  | 3   | 1  | 0   | 1   | 2   |
| SOUTH CAROLINA     | 1/10  | *  | 8   | 2-3   | .667 | 0-0   | .000  | 0-0  | .000  | 0-0-0                                       | 1  | 1   | 0  | 0   | 0   | 4   |
| at Tennessee       | 1/14  | *  | 22  | 0-3   | .000 | 0-1   | .000  | 0-0  | .000  | 0-3-3                                       | 4  | 6   | 5  | 0   | 2   | 0   |
| GEORGIA            | 1/17  | *  | 28  | 7-11  | .636 | 2-4   | .500  | 1-2  | .500  | 0-2-2                                       | 4  | 1   | 1  | 1   | 1   | 17  |
| TEXAS A&M          | 1/21  | *  | 36  | 4-13  | .308 | 1-7   | .143  | 2-2  | 1.000 | 4-0-4                                       | 3  | 4   | 5  | 2   | 1   | 11  |
| at Vanderbilt      | 1/24  | *  | 32  | 4-8   | .500 | 2-5   | .400  | 0-0  | .000  | 0-5-5                                       | 3  | 1   | 0  | 0   | 1   | 10  |
| KANSAS             | 1/28  | *  | 37  | 4-7   | .571 | 2-3   | .667  | 4-5  | .800  | 0-6-6                                       | 3  | 5   | 2  | 1   | 5   | 14  |
| at Ole Miss        | 1/31  |    |     |       |      |       |       |      |       | DNP - Lower extremity precautionary reasons |    |     |    |     |     |     |
| FLORIDA            | 2/4   | *  | 28  | 7-10  | .700 | 1-1   | 1.000 | 5-5  | 1.000 | 0-3-3                                       | 1  | 2   | 3  | 3   | 1   | 20  |

## Career Statistics

| Year         | GP-GS        | Min-Avg         | FG-FGA        | Pct         | 3FG-FGA      | Pct         | FT-FTA       | Pct         | Off-Def-Tot-Avg     | PF-FO       | Ast       | TO        | Blk       | Stl       | Pts        | Avg         |
|--------------|--------------|-----------------|---------------|-------------|--------------|-------------|--------------|-------------|---------------------|-------------|-----------|-----------|-----------|-----------|------------|-------------|
| 2022-23      | 22-22        | 680-30.9        | 96-201        | .478        | 39-95        | .411        | 27-40        | .675        | 22-57-79-3.6        | 55-0        | 78        | 41        | 11        | 44        | 258        | 11.7        |
| <b>TOTAL</b> | <b>22-22</b> | <b>680-30.9</b> | <b>96-201</b> | <b>.478</b> | <b>39-95</b> | <b>.411</b> | <b>27-40</b> | <b>.675</b> | <b>22-57-79-3.6</b> | <b>55-0</b> | <b>78</b> | <b>41</b> | <b>11</b> | <b>44</b> | <b>258</b> | <b>11.7</b> |



# CHRIS LIVINGSTON 24

Freshman | Forward | 6-6 | 220 | Akron, Ohio | Oak Hill Acad.

## 2022-23 SEASON/CAREER HIGHS\*

|                                      |                                   |                |
|--------------------------------------|-----------------------------------|----------------|
| <b>Points</b>                        |                                   |                |
| Season                               | 14, vs. UCLA (12/17/22)           |                |
| Career                               | 14, vs. UCLA (12/17/22)           |                |
| <b>Rebounds</b>                      |                                   |                |
| Season                               | 7, 2x, last at Ole Miss (1/31/23) |                |
| Career                               | 7, 2x, last at Ole Miss (1/31/23) |                |
| <b>Field Goals</b>                   |                                   |                |
| Season                               | 5, vs. UCLA (12/17/22)            |                |
| Career                               | 5, vs. UCLA (12/17/22)            |                |
| <b>Field Goals Attempted</b>         |                                   |                |
| Season                               | 8, vs. UCLA (12/17/22)            |                |
| Career                               | 8, vs. UCLA (12/17/22)            |                |
| <b>3-Point Field Goals</b>           |                                   |                |
| Season                               | 2, 2x, last TEXAS A&M (1/21/23)   |                |
| Career                               | 2, 2x, last TEXAS A&M (1/21/23)   |                |
| <b>3-Point Field Goals Attempted</b> |                                   |                |
| Season                               | 4, LSU (1/3/23)                   |                |
| Career                               | 4, LSU (1/3/23)                   |                |
| <b>Free Throws</b>                   |                                   |                |
| Season                               | 7, NORTH FLORIDA (11/23/22)       |                |
| Career                               | 7, NORTH FLORIDA (11/23/22)       |                |
| <b>Free Throws Attempted</b>         |                                   |                |
| Season                               | 7, NORTH FLORIDA (11/23/22)       |                |
| Career                               | 7, NORTH FLORIDA (11/23/22)       |                |
| <b>Assists</b>                       |                                   |                |
| Season                               | 2, 3x, last GEORGIA (1/17/23)     |                |
| Career                               | 2, 3x, last GEORGIA (1/17/23)     |                |
| <b>Steals</b>                        |                                   |                |
| Season                               | 2, NORTH FLORIDA (11/23/22)       |                |
| Career                               | 2, NORTH FLORIDA (11/23/22)       |                |
| <b>Blocked Shots</b>                 |                                   |                |
| Season                               | 1, 6x, last KANSAS (1/28/23)      |                |
| Career                               | 1, 6x, last KANSAS (1/28/23)      |                |
| <b>Minutes Played</b>                |                                   |                |
| Season                               | 31, at Ole Miss (1/31/23)         |                |
| Career                               | 31, at Ole Miss (1/31/23)         |                |
| <b>MISCELLANEOUS</b>                 |                                   |                |
|                                      | <b>2022-23</b>                    | <b>CAREER*</b> |
| Dunks                                | 4                                 | 4              |
| Double-Figure                        |                                   |                |
| Scoring Games                        | 2                                 | 2              |
| Double-Figure                        |                                   |                |
| Rebounding Games                     | 0                                 | 0              |
| Games With                           |                                   |                |
| Double-Double                        | 0                                 | 0              |
| Games Led UK                         |                                   |                |
| in Scoring                           | 1                                 | 1              |
| Games Led UK                         |                                   |                |
| in Rebounding                        | 0                                 | 0              |
| Games Led UK                         |                                   |                |
| in Assists                           | 0                                 | 0              |
| Games Led UK                         |                                   |                |
| in Steals                            | 0                                 | 0              |
| Games Led UK                         |                                   |                |
| in Blocks                            | 2                                 | 2              |
| Games With                           |                                   |                |
| 3+ Assists                           | 0                                 | 0              |
| Games With                           |                                   |                |
| 3+ Blocks                            | 0                                 | 0              |
| Games With                           |                                   |                |
| 3+ Steals                            | 0                                 | 0              |
| Games With                           |                                   |                |
| 3+ Three-Pointers                    | 0                                 | 0              |

- Tallied six points, while hauling in a season-high-tying seven rebounds and playing in a season-high 31 minutes at Ole Miss
- Scored eight points on 4-of-5 shooting against No. 9 Kansas
- Had six points, four boards, a block and a steal in 18 minutes in win over No. 5 Tennessee
- Led the Cats with a career-best 14 points, including a pair of 3-pointers, against UCLA
- Had 13 points and four boards in the win over South Carolina State
- Went for nine points and five rebounds against Howard in collegiate debut
- Logged averages of 9.8 points, 5.8 rebounds and 2.0 assists per game during UK's foreign tour this summer
  - With 23 total rebounds, he trailed only Oscar Tshiebwe for the week
- Five-star prospect who was ranked as high as No. 10 overall by Rivals
- Averaged 18.2 points, 9.1 rebounds, 3.9 assists and 1.9 steals per game during his senior season at Oak Hill
  - Named the 2022 Virginia Gatorade Player of the Year and 2021 Ohio Gatorade Player of the Year
- Tabbed a McDonald's All-American and also participated in the Jordan Brand Classic
- Named MVP of the 2019 FIBA Americans U16 Championship after leading Team USA to a gold medal while averaging 14.8 points and 8.0 rebounds

## Game-By-Game Statistics

| Opponent           | Date  | GS | Min | FG-A | Pct. | 3FG-A | Pct.  | FT-A | Pct.  | Off-Def-Tot | PF | Ast | TO | Blk | Stl | Pts |
|--------------------|-------|----|-----|------|------|-------|-------|------|-------|-------------|----|-----|----|-----|-----|-----|
| HOWARD             | 11/7  | *  | 19  | 4-6  | .667 | 1-2   | .500  | 0-0  | .000  | 1-3-4       | 3  | 0   | 1  | 0   | 1   | 9   |
| DUQUESNE           | 11/11 | *  | 19  | 2-7  | .286 | 1-2   | .500  | 0-0  | .000  | 1-6-7       | 0  | 0   | 1  | 0   | 1   | 5   |
| vs. Michigan State | 11/15 | *  | 12  | 0-3  | .000 | 0-2   | .000  | 1-2  | .500  | 0-3-3       | 0  | 0   | 1  | 0   | 0   | 1   |
| S. CAROLINA STATE  | 11/17 |    | 17  | 4-6  | .667 | 1-2   | .500  | 4-4  | 1.000 | 1-3-4       | 1  | 0   | 0  | 1   | 0   | 13  |
| at Gonzaga         | 11/20 |    | 8   | 0-1  | .000 | 0-1   | .000  | 0-0  | .000  | 0-2-2       | 1  | 0   | 0  | 0   | 0   | 0   |
| NORTH FLORIDA      | 11/23 |    | 16  | 1-2  | .500 | 0-1   | .000  | 7-7  | 1.000 | 0-0-0       | 1  | 1   | 0  | 0   | 2   | 9   |
| BELLARMINE         | 11/29 |    | 12  | 0-0  | .000 | 0-0   | .000  | 0-0  | .000  | 1-4-5       | 1  | 1   | 1  | 0   | 1   | 0   |
| vs. Michigan       | 12/4  |    | 7   | 1-3  | .333 | 0-0   | .000  | 0-0  | .000  | 0-1-1       | 1  | 0   | 1  | 0   | 0   | 2   |
| YALE               | 12/10 |    | 14  | 3-5  | .600 | 1-1   | 1.000 | 0-0  | .000  | 0-0-0       | 0  | 2   | 1  | 0   | 0   | 7   |
| vs. UCLA           | 12/17 |    | 25  | 5-8  | .625 | 2-3   | .667  | 2-3  | .667  | 2-2-4       | 4  | 0   | 3  | 1   | 0   | 14  |
| FLORIDA A&M        | 12/21 | *  | 15  | 3-4  | .750 | 1-1   | 1.000 | 1-2  | .500  | 0-2-2       | 1  | 0   | 0  | 0   | 0   | 8   |
| at Missouri        | 12/28 | *  | 11  | 1-5  | .200 | 0-1   | .000  | 0-0  | .000  | 0-4-4       | 1  | 0   | 2  | 0   | 0   | 2   |
| LOUISVILLE         | 12/31 | *  | 21  | 2-6  | .333 | 1-3   | .333  | 0-0  | .000  | 1-2-3       | 1  | 2   | 0  | 0   | 1   | 5   |
| LSU                | 1/3   | *  | 29  | 1-5  | .200 | 1-4   | .250  | 2-2  | 1.000 | 0-1-1       | 1  | 1   | 0  | 0   | 0   | 5   |
| at Alabama         | 1/7   | *  | 23  | 2-6  | .333 | 0-3   | .000  | 0-0  | .000  | 2-1-3       | 1  | 0   | 1  | 0   | 0   | 4   |
| SOUTH CAROLINA     | 1/10  | *  | 14  | 1-3  | .333 | 0-0   | .000  | 0-0  | .000  | 1-2-3       | 2  | 0   | 1  | 1   | 0   | 2   |
| at Tennessee       | 1/14  | *  | 18  | 2-5  | .400 | 0-0   | .000  | 2-2  | 1.000 | 1-3-4       | 2  | 0   | 1  | 1   | 1   | 6   |
| GEORGIA            | 1/17  | *  | 16  | 1-4  | .250 | 0-1   | .000  | 2-2  | 1.000 | 0-1-1       | 0  | 2   | 1  | 1   | 1   | 4   |
| TEXAS A&M          | 1/21  | *  | 13  | 2-6  | .333 | 2-2   | 1.000 | 0-0  | .000  | 1-1-2       | 2  | 0   | 1  | 0   | 0   | 6   |
| at Vanderbilt      | 1/24  | *  | 15  | 1-3  | .333 | 0-0   | .000  | 0-0  | .000  | 2-0-2       | 1  | 1   | 1  | 0   | 0   | 2   |
| KANSAS             | 1/28  | *  | 17  | 4-5  | .800 | 0-1   | .000  | 0-0  | .000  | 0-2-2       | 1  | 0   | 1  | 1   | 0   | 8   |
| at Ole Miss        | 1/31  | *  | 31  | 3-5  | .600 | 0-1   | .000  | 0-0  | .000  | 3-4-7       | 5  | 1   | 0  | 0   | 0   | 6   |
| FLORIDA            | 2/4   | *  | 19  | 1-2  | .500 | 0-1   | .000  | 2-2  | 1.000 | 1-1-2       | 2  | 0   | 0  | 0   | 1   | 4   |

## Career Statistics

| Year         | GP-GS        | Min-Avg         | FG-FGA        | Pct         | 3FG-FGA      | Pct         | FT-FTA       | Pct         | Off-Def-Tot-Avg     | PF-FO       | Ast       | TO        | Blk      | Stl      | Pts        | Avg        |
|--------------|--------------|-----------------|---------------|-------------|--------------|-------------|--------------|-------------|---------------------|-------------|-----------|-----------|----------|----------|------------|------------|
| 2022-23      | 23-16        | 391-17.0        | 44-100        | .440        | 11-32        | .344        | 23-26        | .885        | 18-48-66-2.9        | 32-1        | 11        | 18        | 6        | 9        | 122        | 5.3        |
| <b>TOTAL</b> | <b>23-16</b> | <b>391-17.0</b> | <b>44-100</b> | <b>.440</b> | <b>11-32</b> | <b>.344</b> | <b>23-26</b> | <b>.885</b> | <b>18-48-66-2.9</b> | <b>32-1</b> | <b>11</b> | <b>18</b> | <b>6</b> | <b>9</b> | <b>122</b> | <b>5.3</b> |



# KAREEM WATKINS 25

Junior | Guard | 5-8 | 175 | Camden, N.J. | Kingsway Regional HS

- Had an assist in the win over North Florida
- Logged two minutes of action in the Howard and South Carolina State wins
- Saw action in a career-high nine games in 2021-22
- Has appeared in 10 career games in a two-year career with the Wildcats
- Charted a pair of assists during UK's foreign tour in The Bahamas

## 2022-23 SEASON/CAREER HIGHS

|                                      |                                      |               |
|--------------------------------------|--------------------------------------|---------------|
| <b>Points</b>                        |                                      |               |
| Season                               | -                                    |               |
| Career                               | -                                    |               |
| <b>Rebounds</b>                      |                                      |               |
| Season                               | -                                    |               |
| Career                               | 1, 3x, last CENTRAL MICH. (11/29/21) |               |
| <b>Field Goals</b>                   |                                      |               |
| Season                               | -                                    |               |
| Career                               | -                                    |               |
| <b>Field Goals Attempted</b>         |                                      |               |
| Season                               | -                                    |               |
| Career                               | 1, CENTRAL MICHIGAN (11/29/21)       |               |
| <b>3-Point Field Goals</b>           |                                      |               |
| Season                               | -                                    |               |
| Career                               | -                                    |               |
| <b>3-Point Field Goals Attempted</b> |                                      |               |
| Season                               | -                                    |               |
| Career                               | -                                    |               |
| <b>Free Throws</b>                   |                                      |               |
| Season                               | -                                    |               |
| Career                               | -                                    |               |
| <b>Free Throws Attempted</b>         |                                      |               |
| Season                               | -                                    |               |
| Career                               | -                                    |               |
| <b>Assists</b>                       |                                      |               |
| Season                               | 1, NORTH FLORIDA (11/23/22)          |               |
| Career                               | 1, 3x, last N. FLORIDA (11/23/22)    |               |
| <b>Steals</b>                        |                                      |               |
| Season                               | -                                    |               |
| Career                               | 1, 2x, last HIGH POINT (12/31/21)    |               |
| <b>Blocked Shots</b>                 |                                      |               |
| Season                               | -                                    |               |
| Career                               | -                                    |               |
| <b>Minutes Played</b>                |                                      |               |
| Season                               | 2, 3x, last N. FLORIDA (11/23/22)    |               |
| Career                               | 3, HIGH POINT (12/31/21)             |               |
| <b>MISCELLANEOUS</b>                 |                                      |               |
|                                      | <b>2022-23</b>                       | <b>CAREER</b> |
| Dunks                                | 0                                    | 0             |
| Double-Figure                        |                                      |               |
| Scoring Games                        | 0                                    | 0             |
| Double-Figure                        |                                      |               |
| Rebounding Games                     | 0                                    | 0             |
| Games With                           |                                      |               |
| Double-Double                        | 0                                    | 0             |
| Games Led UK                         |                                      |               |
| in Scoring                           | 0                                    | 0             |
| Games Led UK                         |                                      |               |
| in Rebounding                        | 0                                    | 0             |
| Games Led UK                         |                                      |               |
| in Assists                           | 0                                    | 0             |
| Games Led UK                         |                                      |               |
| in Steals                            | 0                                    | 0             |
| Games Led UK                         |                                      |               |
| in Blocks                            | 0                                    | 0             |
| Games With                           |                                      |               |
| 3+ Assists                           | 0                                    | 0             |
| Games With                           |                                      |               |
| 3+ Blocks                            | 0                                    | 0             |
| Games With                           |                                      |               |
| 3+ Steals                            | 0                                    | 0             |
| Games With                           |                                      |               |
| 3+ Three-Pointers                    | 0                                    | 0             |

## Game-By-Game Statistics

| Opponent           | Date  | GS | Min | FG-A                   | Pct. | 3FG-A | Pct. | FT-A | Pct. | Off-Def-Tot | PF | Ast | TO | Blk | Stl | Pts |
|--------------------|-------|----|-----|------------------------|------|-------|------|------|------|-------------|----|-----|----|-----|-----|-----|
| HOWARD             | 11/7  |    | 2   | 0-0                    | .000 | 0-0   | .000 | 0-0  | .000 | 0-0-0       | 0  | 0   | 0  | 0   | 0   | 0   |
| DUQUESNE           | 11/11 |    |     | DNP - Coach's decision |      |       |      |      |      |             |    |     |    |     |     |     |
| vs. Michigan State | 11/15 |    |     | DNP - Coach's decision |      |       |      |      |      |             |    |     |    |     |     |     |
| S. CAROLINA STATE  | 11/17 |    | 2   | 0-0                    | .000 | 0-0   | .000 | 0-0  | .000 | 0-0-0       | 0  | 0   | 1  | 0   | 0   | 0   |
| at Gonzaga         | 11/20 |    |     | DNP - Coach's decision |      |       |      |      |      |             |    |     |    |     |     |     |
| NORTH FLORIDA      | 11/23 |    | 2   | 0-0                    | .000 | 0-0   | .000 | 0-0  | .000 | 0-0-0       | 0  | 1   | 0  | 0   | 0   | 0   |
| BELLARMINE         | 11/29 |    |     | DNP - Coach's decision |      |       |      |      |      |             |    |     |    |     |     |     |
| vs. Michigan       | 12/4  |    |     | DNP - Coach's decision |      |       |      |      |      |             |    |     |    |     |     |     |
| YALE               | 12/10 |    |     | DNP - Coach's decision |      |       |      |      |      |             |    |     |    |     |     |     |
| vs. UCLA           | 12/17 |    |     | DNP - Coach's decision |      |       |      |      |      |             |    |     |    |     |     |     |
| FLORIDA A&M        | 12/21 |    |     | DNP - Coach's decision |      |       |      |      |      |             |    |     |    |     |     |     |
| at Missouri        | 12/28 |    |     | DNP - Coach's decision |      |       |      |      |      |             |    |     |    |     |     |     |
| LOUISVILLE         | 12/31 |    |     | DNP - Coach's decision |      |       |      |      |      |             |    |     |    |     |     |     |
| LSU                | 1/3   |    |     | DNP - Coach's decision |      |       |      |      |      |             |    |     |    |     |     |     |
| at Alabama         | 1/7   |    |     | DNP - Coach's decision |      |       |      |      |      |             |    |     |    |     |     |     |
| SOUTH CAROLINA     | 1/10  |    |     | DNP - Coach's decision |      |       |      |      |      |             |    |     |    |     |     |     |
| at Tennessee       | 1/14  |    |     | DNP - Coach's decision |      |       |      |      |      |             |    |     |    |     |     |     |
| GEORGIA            | 1/17  |    |     | DNP - Coach's decision |      |       |      |      |      |             |    |     |    |     |     |     |
| TEXAS A&M          | 1/21  |    |     | DNP - Coach's decision |      |       |      |      |      |             |    |     |    |     |     |     |
| at Vanderbilt      | 1/24  |    |     | DNP - Coach's decision |      |       |      |      |      |             |    |     |    |     |     |     |
| KANSAS             | 1/28  |    |     | DNP - Coach's decision |      |       |      |      |      |             |    |     |    |     |     |     |
| at Ole Miss        | 1/31  |    |     | DNP - Coach's decision |      |       |      |      |      |             |    |     |    |     |     |     |
| FLORIDA            | 2/4   |    |     | DNP - Coach's decision |      |       |      |      |      |             |    |     |    |     |     |     |

## Career Statistics

| Year         | GP-GS       | Min-Avg       | FG-FGA     | Pct         | 3FG-FGA    | Pct         | FT-FTA     | Pct         | Off-Def-Tot-Avg  | PF-FO      | Ast      | TO       | Blk      | Stl      | Pts      | Avg        |
|--------------|-------------|---------------|------------|-------------|------------|-------------|------------|-------------|------------------|------------|----------|----------|----------|----------|----------|------------|
| 2020-21      | 1-0         | 2-2.0         | 0-0        | .000        | 0-0        | .000        | 0-0        | .000        | 0-0-0-0.0        | 0-0        | 0        | 0        | 0        | 0        | 0        | 0.0        |
| 2021-22      | 9-0         | 13-1.4        | 0-1        | .000        | 0-0        | .000        | 0-0        | .000        | 1-2-3-0.3        | 2-0        | 2        | 3        | 0        | 2        | 0        | 0.0        |
| 2022-23      | 3-0         | 6-2.0         | 0-0        | .000        | 0-0        | .000        | 0-0        | .000        | 0-0-0-0.0        | 0-0        | 1        | 1        | 0        | 0        | 0        | 0.0        |
| <b>TOTAL</b> | <b>13-0</b> | <b>20-1.6</b> | <b>0-1</b> | <b>.000</b> | <b>0-0</b> | <b>.000</b> | <b>0-0</b> | <b>.000</b> | <b>1-2-3-0.2</b> | <b>2-0</b> | <b>3</b> | <b>4</b> | <b>0</b> | <b>2</b> | <b>0</b> | <b>0.0</b> |





# UGONNA ONYENSO 33

Freshman | Forward | 6-11 | 225 | Owerri, Imo State, Nigeria | Putnam Science Acad.

- Chipped in with seven points, 10 boards and a team-high three rejections in a win over North Florida
- Posted six points and three blocks in the win over South Carolina State
- Had a game-high 10 rebounds and added nine points and three blocks in win over Duquesne
- Blocked a game-high four shots to go along with six points and four rebounds in 20 minutes off the bench against Howard
- Had nine total blocks in UK's two fall exhibitions
- Reclassified to the 2022 class and ranked as a top-25 prospect in the 2023 class by all of the major scouting services
- Joined Putnam in January and the squad was a perfect 20-0 with Onyenso on the roster, including winning a national championship
- Averaged 11.4 points, 9.0 rebounds and 5.7 blocks per game as a junior and also shot 64.4% from the floor and had five games with at least 10 blocked shots
- In February of 2020, he became one of the youngest players ever to make the senior men's Nigerian National Team
  - Scored 10 points on 5-of-8 shooting and had four rebounds and two blocks in 16 minutes in a 96-69 win over Uganda

## 2022-23 SEASON/CAREER HIGHS\*

| Points                         |                                    |         |
|--------------------------------|------------------------------------|---------|
| Season                         | 9, DUQUESNE (11/11/22)             |         |
| Career                         | 9, DUQUESNE (11/11/22)             |         |
| Rebounds                       |                                    |         |
| Season                         | 10, 2x, last N. FLORIDA (11/23/22) |         |
| Career                         | 10, 2x, last N. FLORIDA (11/23/22) |         |
| Field Goals                    |                                    |         |
| Season                         | 4, DUQUESNE (11/11/22)             |         |
| Career                         | 4, DUQUESNE (11/11/22)             |         |
| Field Goals Attempted          |                                    |         |
| Season                         | 7, 2x, last N. FLORIDA (11/23/22)  |         |
| Career                         | 7, 2x, last N. FLORIDA (11/23/22)  |         |
| 3-Point Field Goals            |                                    |         |
| Season                         | -                                  |         |
| Career                         | -                                  |         |
| 3-Point Field Goals Attempted  |                                    |         |
| Season                         | -                                  |         |
| Career                         | -                                  |         |
| Free Throws                    |                                    |         |
| Season                         | 2, vs. Michigan (12/4/22)          |         |
| Career                         | 2, vs. Michigan (12/4/22)          |         |
| Free Throws Attempted          |                                    |         |
| Season                         | 2, 3x, last vs. Michigan (12/4/22) |         |
| Career                         | 2, 3x, last vs. Michigan (12/4/22) |         |
| Assists                        |                                    |         |
| Season                         | 1, 2x, last DUQUESNE (11/11/22)    |         |
| Career                         | 1, 2x, last DUQUESNE (11/11/22)    |         |
| Steals                         |                                    |         |
| Season                         | 1, 2x, last N. FLORIDA (11/23/22)  |         |
| Career                         | 1, 2x, last N. FLORIDA (11/23/22)  |         |
| Blocked Shots                  |                                    |         |
| Season                         | 4, HOWARD (11/7/22)                |         |
| Career                         | 4, HOWARD (11/7/22)                |         |
| Minutes Played                 |                                    |         |
| Season                         | 20, HOWARD (11/7/22)               |         |
| Career                         | 20, HOWARD (11/7/22)               |         |
| MISCELLANEOUS                  |                                    |         |
|                                | 2022-23                            | CAREER* |
| Dunks                          | 4                                  | 4       |
| Double-Figure Scoring Games    | 0                                  | 0       |
| Double-Figure Rebounding Games | 2                                  | 2       |
| Games With Double-Double       | 0                                  | 0       |
| Games Led UK in Scoring        | 0                                  | 0       |
| Games Led UK in Rebounding     | 1                                  | 1       |
| Games Led UK in Assists        | 0                                  | 0       |
| Games Led UK in Steals         | 0                                  | 0       |
| Games Led UK in Blocks         | 4                                  | 4       |
| Games With 3+ Assists          | 0                                  | 0       |
| Games With 3+ Blocks           | 4                                  | 4       |
| Games With 3+ Steals           | 0                                  | 0       |
| Games With 3+ Three-Pointers   | 0                                  | 0       |

## Game-By-Game Statistics

| Opponent           | Date  | GS | Min                    | FG-A  | Pct. | 3FG-A | Pct. | FT-A  | Pct.   | Off-Def-Tot | PF | Ast | TO | Blk | Stl | Pts |
|--------------------|-------|----|------------------------|-------|------|-------|------|-------|--------|-------------|----|-----|----|-----|-----|-----|
| HOWARD             | 11/7  | 20 | 3-4                    | .750  | 0-0  | .000  | 0-1  | .000  | 1-3-4  | 0           | 1  | 0   | 4  | 0   | 6   |     |
| DUQUESNE           | 11/11 | 19 | 4-7                    | .571  | 0-0  | .000  | 1-2  | .500  | 4-6-10 | 1           | 1  | 0   | 3  | 0   | 9   |     |
| vs. Michigan State | 11/15 | 1  | 0-0                    | .000  | 0-0  | .000  | 0-0  | .000  | 0-0-0  | 1           | 0  | 0   | 0  | 0   | 0   |     |
| S. CAROLINA STATE  | 11/17 | 13 | 3-4                    | .750  | 0-0  | .000  | 0-0  | .000  | 1-3-4  | 1           | 0  | 1   | 3  | 1   | 6   |     |
| at Gonzaga         | 11/20 | 1  | 0-0                    | .000  | 0-0  | .000  | 0-0  | .000  | 0-0-0  | 0           | 0  | 0   | 0  | 0   | 0   |     |
| NORTH FLORIDA      | 11/23 | 18 | 3-7                    | .429  | 0-0  | .000  | 1-2  | .500  | 3-7-10 | 3           | 0  | 0   | 3  | 1   | 7   |     |
| BELLARMINE         | 11/29 |    | DNP - Coach's decision |       |      |       |      |       |        |             |    |     |    |     |     |     |
| vs. Michigan       | 12/4  | 8  | 1-1                    | 1.000 | 0-0  | .000  | 2-2  | 1.000 | 1-1-2  | 1           | 0  | 0   | 2  | 0   | 4   |     |
| YALE               | 12/10 | 2  | 1-1                    | 1.000 | 0-0  | .000  | 0-0  | .000  | 1-0-1  | 0           | 0  | 0   | 0  | 0   | 2   |     |
| vs. UCLA           | 12/17 | 1  | 0-0                    | .000  | 0-0  | .000  | 0-0  | .000  | 0-0-0  | 0           | 0  | 0   | 0  | 0   | 0   |     |
| FLORIDA A&M        | 12/21 | 9  | 2-3                    | .667  | 0-0  | .000  | 0-0  | .000  | 4-1-5  | 0           | 0  | 2   | 0  | 0   | 4   |     |
| at Missouri        | 12/28 |    | DNP - Coach's decision |       |      |       |      |       |        |             |    |     |    |     |     |     |
| LOUISVILLE         | 12/31 | 2  | 0-0                    | .000  | 0-0  | .000  | 0-0  | .000  | 0-0-0  | 0           | 0  | 0   | 0  | 0   | 0   |     |
| LSU                | 1/3   |    | DNP - Coach's decision |       |      |       |      |       |        |             |    |     |    |     |     |     |
| at Alabama         | 1/7   | 12 | 0-2                    | .000  | 0-0  | .000  | 0-0  | .000  | 1-3-4  | 1           | 0  | 1   | 1  | 0   | 0   |     |
| SOUTH CAROLINA     | 1/10  |    | DNP - Coach's decision |       |      |       |      |       |        |             |    |     |    |     |     |     |
| at Tennessee       | 1/14  | 1  | 0-1                    | .000  | 0-0  | .000  | 0-0  | .000  | 2-0-2  | 0           | 0  | 0   | 0  | 0   | 0   |     |
| GEORGIA            | 1/17  | 1  | 1-1                    | 1.000 | 0-0  | .000  | 0-0  | .000  | 0-0-0  | 0           | 0  | 0   | 0  | 0   | 2   |     |
| TEXAS A&M          | 1/21  | 1  | 0-1                    | .000  | 0-0  | .000  | 0-0  | .000  | 0-0-0  | 0           | 0  | 0   | 0  | 0   | 0   |     |
| at Vanderbilt      | 1/24  |    | DNP - Coach's decision |       |      |       |      |       |        |             |    |     |    |     |     |     |
| KANSAS             | 1/28  |    | DNP - Coach's decision |       |      |       |      |       |        |             |    |     |    |     |     |     |
| at Ole Miss        | 1/31  |    | DNP - Coach's decision |       |      |       |      |       |        |             |    |     |    |     |     |     |
| FLORIDA            | 2/4   |    | DNP - Coach's decision |       |      |       |      |       |        |             |    |     |    |     |     |     |

## Career Statistics

| Year         | GP-GS       | Min-Avg        | FG-FGA       | Pct         | 3FG-FGA    | Pct         | FT-FTA     | Pct         | Off-Def-Tot-Avg     | PF-FO      | Ast      | TO       | Blk       | Stl      | Pts       | Avg        |
|--------------|-------------|----------------|--------------|-------------|------------|-------------|------------|-------------|---------------------|------------|----------|----------|-----------|----------|-----------|------------|
| 2022-23      | 15-0        | 108-7.2        | 18-32        | .563        | 0-0        | .000        | 4-7        | .571        | 18-24-42-2.8        | 8-0        | 2        | 4        | 16        | 2        | 40        | 2.7        |
| <b>TOTAL</b> | <b>15-0</b> | <b>108-7.2</b> | <b>18-32</b> | <b>.563</b> | <b>0-0</b> | <b>.000</b> | <b>4-7</b> | <b>.571</b> | <b>18-24-42-2.8</b> | <b>8-0</b> | <b>2</b> | <b>4</b> | <b>16</b> | <b>2</b> | <b>40</b> | <b>2.7</b> |



# OSCAR TSHIEBWE 34

Senior | Forward | 6-9 | 260 | Lubumbashi, D.R. of the Congo | West Virginia Univ.

- Produced a historic performance against Georgia with 37 points and 24 rebounds, en route to SEC Player of the Week honors:
  - First UK player with a 35-point, 20-rebound game since Mike Phillips (Feb. 2, 1976)
  - Per ESPN, the 24 rebounds are the most in a 35-point scoring game for any collegiate player in the last 25 years
  - It tied Malik Monk (Jan. 31, 2017) for the most points in an SEC game by a UK player under John Calipari and were the most points for any player since De'Aaron Fox (March 24, 2017) had 39 points vs. UCLA in the NCAA Tournament
  - It marked the sixth 20-or-more rebound game of his career at Kentucky. All UK players combined have totaled five 20-rebound games since the 1973-74 season
- First in the country with 13.6 rebounds per game
- Became just the 11th player in program history to amass 800 rebounds in a career with 15 against Florida
- Averaging 15.7 points, 14.6 rebounds and 1.5 steals per game in league play. He's also shooting 50.9% from the field and has seven double-doubles
- Went for a team-high 18 points and nine boards to go along with four assists against No. 9 Kansas
- Totaled 15 points and 13 rebounds in win at No. 5 Tennessee
- Had 23 points and 19 rebounds at Missouri
- With the 19 boards at Mizzou, he became a 1,000-point and 1,000-rebound collegiate performer
- Went for 28 points while pulling down 12 boards against Yale
- Had 16 points, 15 boards, five assists, three steals and two blocks in win over North Florida
- Went for a team-high 20 points and game-high 15 rebounds in first start of the year at Gonzaga
- Played 34 minutes in his debut against Michigan State and led the team with 22 points, 18 rebounds and four blocked shots
- Missed both exhibition games and UK's first two regular-season games while recovering from a minor knee procedure in mid-October
- Reigning consensus National Player of the Year who led the Wildcats with 17.4 points per game and a nation-leading 15.1 rebounds per outing as a junior
- Set a UK single-season record with 28 double-doubles in 2021-22
- Became just the third player in program history to have 500 or more rebounds in a single season and the first to achieve the feat since 1951-52

| 2021-22 SEASON/CAREER HIGHS*         |                                    |               |
|--------------------------------------|------------------------------------|---------------|
| <b>Points</b>                        |                                    |               |
| Season                               | 37, GEORGIA (1/17/23)              |               |
| Career                               | 37, GEORGIA (1/17/23)              |               |
| <b>Rebounds</b>                      |                                    |               |
| Season                               | 24, GEORGIA (1/17/23)              |               |
| Career                               | 28, WESTERN KENTUCKY (12/22/21)    |               |
| <b>Field Goals</b>                   |                                    |               |
| Season                               | 13, YALE (12/10/22)                |               |
| Career                               | 13, 3x, last YALE (12/10/22)       |               |
| <b>Field Goals Attempted</b>         |                                    |               |
| Season                               | 20, GEORGIA (1/17/23)              |               |
| Career                               | 21, at Arkansas (2/26/22)          |               |
| <b>3-Point Field Goals</b>           |                                    |               |
| Season                               | -                                  |               |
| Career                               | -                                  |               |
| <b>3-Point Field Goals Attempted</b> |                                    |               |
| Season                               | 1, at Ole Miss (1/31/23)           |               |
| Career                               | 1, at Ole Miss (1/31/23)           |               |
| <b>Free Throws</b>                   |                                    |               |
| Season                               | 13, GEORGIA (1/17/23)              |               |
| Career                               | 13, GEORGIA (1/17/23)              |               |
| <b>Free Throws Attempted</b>         |                                    |               |
| Season                               | 18, GEORGIA (1/17/23)              |               |
| Career                               | 18, GEORGIA (1/17/23)              |               |
| <b>Assists</b>                       |                                    |               |
| Season                               | 5, NORTH FLORIDA (11/23/22)        |               |
| Career                               | 5, NORTH FLORIDA (11/23/22)        |               |
| <b>Steals</b>                        |                                    |               |
| Season                               | 3, 4x, last at Ole Miss (1/31/23)  |               |
| Career                               | 4, 3x, last at Alabama (2/5/22)    |               |
| <b>Blocked Shots</b>                 |                                    |               |
| Season                               | 4, vs. Michigan State (11/15/22)   |               |
| Career                               | 5, vs. Vanderbilt (3/11/22)        |               |
| <b>Minutes Played</b>                |                                    |               |
| Season                               | 40, 3x, last S. CAROLINA (1/10/23) |               |
| Career                               | 43, vs. Saint Peter's (3/17/22)    |               |
| <b>MISCELLANEOUS</b>                 |                                    |               |
|                                      | <b>2022-23</b>                     | <b>CAREER</b> |
| Dunks                                | 26                                 | 107           |
| Double-Figure Scoring Games          | 15                                 | 69            |
| Double-Figure Rebounding Games       | 17                                 | 64            |
| Games With Double-Double             | 13                                 | 53            |
| Games Led UK in Scoring              | 8                                  | 34            |
| Games Led UK in Rebounding           | 20                                 | 73            |
| Games Led UK in Assists              | 0                                  | 1             |
| Games Led UK in Steals               | 12                                 | 49            |
| Games Led UK in Blocks               | 6                                  | 38            |
| Games With 3+ Assists                | 2                                  | 6             |
| Games With 3+ Blocks                 | 3                                  | 15            |
| Games With 3+ Steals                 | 4                                  | 17            |
| Games With 3+ Three-Pointers         | 0                                  | 0             |

\*includes West Virginia statistics

## Game-By-Game Statistics

| Opponent           | Date  | GS | Min | FG-A                   | Pct. | 3FG-A | Pct. | FT-A  | Pct.  | Off-Def-Tot | PF | Ast | TO | Blk | Stl | Pts |
|--------------------|-------|----|-----|------------------------|------|-------|------|-------|-------|-------------|----|-----|----|-----|-----|-----|
| HOWARD             | 11/7  |    |     | DNP - Right leg injury |      |       |      |       |       |             |    |     |    |     |     |     |
| DUQUESNE           | 11/11 |    |     | DNP - Right leg injury |      |       |      |       |       |             |    |     |    |     |     |     |
| vs. Michigan State | 11/15 |    | 34  | 9-17                   | .529 | 0-0   | .000 | 4-4   | 1.000 | 6-12-18     | 5  | 2   | 5  | 4   | 0   | 22  |
| S. CAROLINA STATE  | 11/17 |    | 14  | 3-6                    | .500 | 0-0   | .000 | 0-2   | .000  | 4-3-7       | 1  | 1   | 1  | 0   | 1   | 6   |
| at Gonzaga         | 11/20 | *  | 29  | 7-12                   | .583 | 0-0   | .000 | 6-6   | 1.000 | 6-9-15      | 4  | 0   | 2  | 0   | 2   | 20  |
| NORTH FLORIDA      | 11/23 | *  | 22  | 8-11                   | .727 | 0-0   | .000 | 0-0   | .000  | 7-8-15      | 0  | 5   | 1  | 2   | 3   | 16  |
| BELLARMINE         | 11/29 | *  | 32  | 4-9                    | .444 | 0-0   | .000 | 0-0   | .000  | 4-8-12      | 2  | 1   | 1  | 3   | 2   | 8   |
| vs. Michigan       | 12/4  | *  | 31  | 5-10                   | .500 | 0-0   | .000 | 3-4   | .750  | 2-12-14     | 4  | 1   | 2  | 0   | 1   | 13  |
| YALE               | 12/10 | *  | 38  | 13-18                  | .722 | 0-0   | .000 | 2-3   | .667  | 5-7-12      | 3  | 2   | 0  | 2   | 2   | 28  |
| vs. UCLA           | 12/17 | *  | 39  | 4-12                   | .333 | 0-0   | .000 | 0-4   | .000  | 8-8-16      | 3  | 2   | 2  | 3   | 2   | 8   |
| FLORIDA A&M        | 12/21 | *  | 28  | 4-6                    | .667 | 0-0   | .000 | 6-6   | 1.000 | 3-5-8       | 2  | 1   | 2  | 0   | 2   | 14  |
| at Missouri        | 12/28 | *  | 40  | 6-8                    | .750 | 0-0   | .000 | 11-17 | .647  | 9-10-19     | 3  | 0   | 3  | 0   | 2   | 23  |
| LOUISVILLE         | 12/31 | *  | 37  | 10-13                  | .769 | 0-0   | .000 | 4-9   | .444  | 8-6-14      | 3  | 2   | 5  | 0   | 2   | 24  |
| LSU                | 1/3   | *  | 40  | 7-9                    | .778 | 0-0   | .000 | 5-7   | .714  | 7-9-16      | 3  | 1   | 0  | 1   | 1   | 19  |
| at Alabama         | 1/7   | *  | 23  | 1-7                    | .143 | 0-0   | .000 | 2-2   | 1.000 | 4-2-6       | 4  | 0   | 4  | 1   | 0   | 4   |
| SOUTH CAROLINA     | 1/10  | *  | 40  | 6-11                   | .545 | 0-0   | .000 | 7-10  | .700  | 7-5-12      | 1  | 1   | 1  | 1   | 3   | 19  |
| at Tennessee       | 1/14  | *  | 39  | 6-12                   | .500 | 0-0   | .000 | 3-4   | .750  | 4-9-13      | 3  | 1   | 0  | 0   | 1   | 15  |
| GEORGIA            | 1/17  | *  | 39  | 12-20                  | .600 | 0-0   | .000 | 13-18 | .722  | 11-13-24    | 3  | 1   | 0  | 1   | 3   | 37  |
| TEXAS A&M          | 1/21  | *  | 29  | 3-5                    | .600 | 0-0   | .000 | 1-3   | .333  | 5-12-17     | 4  | 1   | 1  | 0   | 0   | 7   |
| at Vanderbilt      | 1/24  | *  | 35  | 7-10                   | .700 | 0-0   | .000 | 1-2   | .500  | 2-11-13     | 3  | 2   | 1  | 0   | 1   | 15  |
| KANSAS             | 1/28  | *  | 34  | 6-9                    | .667 | 0-0   | .000 | 6-8   | .750  | 2-7-9       | 3  | 4   | 3  | 1   | 1   | 18  |
| at Ole Miss        | 1/31  | *  | 38  | 4-10                   | .400 | 0-1   | .000 | 6-7   | .857  | 2-9-11      | 2  | 0   | 1  | 0   | 3   | 14  |
| FLORIDA            | 2/4   | *  | 34  | 2-14                   | .143 | 0-0   | .000 | 0-0   | .000  | 7-8-15      | 5  | 3   | 3  | 0   | 1   | 4   |

## Career Statistics

| Year         | GP-GS        | Min-Avg          | FG-FGA         | Pct         | 3FG-FGA    | Pct         | FT-FTA         | Pct         | Off-Def-Tot-Avg          | PF-FO        | Ast       | TO         | Blk        | Stl        | Pts         | Avg         |
|--------------|--------------|------------------|----------------|-------------|------------|-------------|----------------|-------------|--------------------------|--------------|-----------|------------|------------|------------|-------------|-------------|
| 2019-20      | 31-31        | 717-23.1         | 123-223        | .552        | 0-0        | .000        | 102-144        | .708        | 128-159-287-9.3          | 85-1         | 11        | 53         | 32         | 23         | 348         | 11.2        |
| 2020-21      | 10-10        | 199-19.9         | 34-65          | .523        | 0-0        | .000        | 17-28          | .607        | 38-40-78-7.8             | 25-1         | 7         | 12         | 4          | 4          | 85          | 8.5         |
| 2021-22      | 34-34        | 1087-32.0        | 238-393        | .606        | 0-0        | .000        | 114-165        | .691        | 179-336-515-15.1         | 88-1         | 36        | 66         | 55         | 60         | 590         | 17.4        |
| 2022-23      | 21-19        | 694-33.1         | 127-229        | .555        | 0-1        | .000        | 80-116         | .690        | 113-173-286-13.6         | 61-2         | 31        | 38         | 19         | 33         | 334         | 15.9        |
| <b>TOTAL</b> | <b>96-94</b> | <b>2700-28.1</b> | <b>522-910</b> | <b>.574</b> | <b>0-1</b> | <b>.000</b> | <b>313-453</b> | <b>.691</b> | <b>458-708-1166-12.1</b> | <b>259-5</b> | <b>85</b> | <b>169</b> | <b>110</b> | <b>120</b> | <b>1357</b> | <b>14.1</b> |



# LANCE WARE 55

Junior | Forward | 6-9 | 235 | Camden, N.J. | Camden HS

## 2022-23 SEASON/CAREER HIGHS

|                                      |                                    |               |
|--------------------------------------|------------------------------------|---------------|
| <b>Points</b>                        |                                    |               |
| Season                               | 12, S. CAROLINA ST. (11/17/22)     |               |
| Career                               | 12, S. CAROLINA ST. (11/17/22)     |               |
| <b>Rebounds</b>                      |                                    |               |
| Season                               | 6, at Missouri (12/28/22)          |               |
| Career                               | 13, at Mississippi State (1/2/21)  |               |
| <b>Field Goals</b>                   |                                    |               |
| Season                               | 6, S. CAROLINA ST. (11/17/22)      |               |
| Career                               | 6, S. CAROLINA ST. (11/17/22)      |               |
| <b>Field Goals Attempted</b>         |                                    |               |
| Season                               | 6, S. CAROLINA ST. (11/17/22)      |               |
| Career                               | 6, S. CAROLINA ST. (11/17/22)      |               |
| <b>3-Point Field Goals</b>           |                                    |               |
| Season                               | -                                  |               |
| Career                               | -                                  |               |
| <b>3-Point Field Goals Attempted</b> |                                    |               |
| Season                               | -                                  |               |
| Career                               | -                                  |               |
| <b>Free Throws</b>                   |                                    |               |
| Season                               | 2, 3x, last FLORIDA A&M (12/21/22) |               |
| Career                               | 5, MISSOURI (12/29/21)             |               |
| <b>Free Throws Attempted</b>         |                                    |               |
| Season                               | 6, HOWARD (11/7/22)                |               |
| Career                               | 6, 2x, last vs. HOWARD (11/7/22)   |               |
| <b>Assists</b>                       |                                    |               |
| Season                               | 3, 2x, last at Missouri (12/28/22) |               |
| Career                               | 4, at Mississippi State (1/2/21)   |               |
| <b>Steals</b>                        |                                    |               |
| Season                               | 4, HOWARD (11/7/22)                |               |
| Career                               | 4, HOWARD (11/7/22)                |               |
| <b>Blocked Shots</b>                 |                                    |               |
| Season                               | 4, DUQUESNE (11/11/22)             |               |
| Career                               | 4, DUQUESNE (11/11/22)             |               |
| <b>Minutes Played</b>                |                                    |               |
| Season                               | 30, at Missouri (12/28/22)         |               |
| Career                               | 35, at Mississippi State (1/2/21)  |               |
| <b>MISCELLANEOUS</b>                 |                                    |               |
|                                      | <b>2022-23</b>                     | <b>CAREER</b> |
| Dunks                                | 11                                 | 24            |
| Double-Figure                        |                                    |               |
| Scoring Games                        | 1                                  | 1             |
| Double-Figure                        |                                    |               |
| Rebounding Games                     | 0                                  | 2             |
| Games With                           |                                    |               |
| Double-Double                        | 0                                  | 0             |
| Games Led UK                         |                                    |               |
| in Scoring                           | 0                                  | 0             |
| Games Led UK                         |                                    |               |
| in Rebounding                        | 0                                  | 2             |
| Games Led UK                         |                                    |               |
| in Assists                           | 0                                  | 0             |
| Games Led UK                         |                                    |               |
| in Steals                            | 1                                  | 3             |
| Games Led UK                         |                                    |               |
| in Blocks                            | 1                                  | 7             |
| Games With                           |                                    |               |
| 3+ Assists                           | 2                                  | 3             |
| Games With                           |                                    |               |
| 3+ Blocks                            | 1                                  | 2             |
| Games With                           |                                    |               |
| 3+ Steals                            | 1                                  | 1             |
| Games With                           |                                    |               |
| 3+ Three-Pointers                    | 0                                  | 0             |

- Totaled a season-high 30 minutes with six boards, six points and three assists at Missouri
- In his six starts this season, he is averaging 5.3 points, 3.8 rebounds, 1.3 blocks, 1.0 steals and shooting 59.1% from the field
- Played 14 important minutes for the Cats against UCLA, scoring two points and having season highs in rebounds (5) and assists (3)
- Had a career-high 12 points and added a pair of blocks in the win over South Carolina State
- Posted a game- and career-best four steals to go along with four points and three rebounds against Howard
- Nearly had a double-double with 10 points and nine rebounds in the win over Kentucky State
- Averaged 4.3 points and 1.3 boards per game in three appearances in The Bahamas
  - Missed one game due to shoulder soreness
- Traveled to Brazil in May with Sports Reach
  - Averaged 30 points and 8.3 rebounds in three games

## Game-By-Game Statistics

| Opponent           | Date  | GS | Min | FG-A | Pct.  | 3FG-A | Pct. | FT-A | Pct. | Off-Def-Tot                | PF | Ast | TO | Blk | Stl | Pts |
|--------------------|-------|----|-----|------|-------|-------|------|------|------|----------------------------|----|-----|----|-----|-----|-----|
| HOWARD             | 11/7  | *  | 20  | 1-2  | .500  | 0-0   | .000 | 2-6  | .333 | 0-3-3                      | 2  | 2   | 2  | 1   | 4   | 4   |
| DUQUESNE           | 11/11 | *  | 21  | 1-4  | .250  | 0-0   | .000 | 2-4  | .500 | 2-1-3                      | 2  | 0   | 2  | 4   | 1   | 4   |
| vs. Michigan State | 11/15 | *  | 15  | 1-1  | 1.000 | 0-0   | .000 | 0-0  | .000 | 1-2-3                      | 4  | 1   | 0  | 1   | 1   | 2   |
| S. CAROLINA STATE  | 11/17 | *  | 13  | 6-6  | 1.000 | 0-0   | .000 | 0-1  | .000 | 1-2-3                      | 0  | 1   | 1  | 2   | 0   | 12  |
| at Gonzaga         | 11/20 |    | 10  | 1-1  | 1.000 | 0-0   | .000 | 0-0  | .000 | 0-1-1                      | 4  | 0   | 0  | 0   | 1   | 2   |
| NORTH FLORIDA      | 11/23 |    |     |      |       |       |      |      |      | DNP - Illness              |    |     |    |     |     |     |
| BELLARMINE         | 11/29 |    | 8   | 1-1  | 1.000 | 0-0   | .000 | 0-0  | .000 | 0-1-1                      | 0  | 1   | 2  | 0   | 0   | 2   |
| vs. Michigan       | 12/4  |    | 1   | 0-0  | .000  | 0-0   | .000 | 0-0  | .000 | 0-0-0                      | 0  | 0   | 0  | 0   | 0   | 0   |
| YALE               | 12/10 |    |     |      |       |       |      |      |      | DNP - Coach's decision     |    |     |    |     |     |     |
| vs. UCLA           | 12/17 |    | 14  | 1-1  | 1.000 | 0-0   | .000 | 0-0  | .000 | 3-2-5                      | 1  | 3   | 0  | 0   | 1   | 2   |
| FLORIDA A&M        | 12/21 | *  | 19  | 1-4  | .250  | 0-0   | .000 | 2-3  | .667 | 4-1-5                      | 2  | 0   | 1  | 0   | 0   | 4   |
| at Missouri        | 12/28 | *  | 30  | 3-5  | .600  | 0-0   | .000 | 0-1  | .000 | 2-4-6                      | 3  | 3   | 1  | 0   | 0   | 6   |
| LOUISVILLE         | 12/31 |    | 3   | 1-1  | 1.000 | 0-0   | .000 | 0-0  | .000 | 0-0-0                      | 3  | 1   | 1  | 0   | 0   | 0   |
| LSU                | 1/3   |    |     |      |       |       |      |      |      | DNP - Left shoulder injury |    |     |    |     |     |     |
| at Alabama         | 1/7   |    | 6   | 0-1  | .000  | 0-0   | .000 | 0-0  | .000 | 0-0-0                      | 0  | 0   | 0  | 0   | 0   | 0   |
| SOUTH CAROLINA     | 1/10  |    | 18  | 2-3  | .667  | 0-0   | .000 | 0-0  | .000 | 2-1-3                      | 1  | 2   | 1  | 0   | 0   | 4   |
| at Tennessee       | 1/14  |    | 7   | 1-1  | 1.000 | 0-0   | .000 | 0-0  | .000 | 1-2-3                      | 1  | 0   | 1  | 0   | 0   | 2   |
| GEORGIA            | 1/17  |    | 1   | 0-0  | .000  | 0-0   | .000 | 0-0  | .000 | 0-0-0                      | 0  | 0   | 0  | 0   | 0   | 0   |
| TEXAS A&M          | 1/21  |    | 15  | 0-1  | .000  | 0-0   | .000 | 0-2  | .000 | 1-3-4                      | 1  | 1   | 0  | 1   | 0   | 0   |
| at Vanderbilt      | 1/24  |    | 5   | 0-0  | .000  | 0-0   | .000 | 0-0  | .000 | 0-1-1                      | 1  | 0   | 1  | 0   | 0   | 0   |
| KANSAS             | 1/28  |    | 6   | 0-0  | .000  | 0-0   | .000 | 0-2  | .000 | 0-2-2                      | 0  | 0   | 0  | 0   | 0   | 0   |
| at Ole Miss        | 1/31  |    | 2   | 0-0  | .000  | 0-0   | .000 | 0-0  | .000 | 0-0-0                      | 0  | 0   | 0  | 0   | 0   | 0   |
| FLORIDA            | 2/4   |    |     |      |       |       |      |      |      | DNP - Coach's decision     |    |     |    |     |     |     |

## Career Statistics

| Year         | GP-GS       | Min-Avg        | FG-FGA       | Pct         | 3FG-FGA    | Pct         | FT-FTA       | Pct         | Off-Def-Tot-Avg       | PF-FO       | Ast       | TO        | Blk       | Stl       | Pts        | Avg        |
|--------------|-------------|----------------|--------------|-------------|------------|-------------|--------------|-------------|-----------------------|-------------|-----------|-----------|-----------|-----------|------------|------------|
| 2020-21      | 21-3        | 254-12.1       | 13-32        | .406        | 0-0        | .000        | 15-27        | .556        | 24-39-63-3.0          | 41-1        | 8         | 19        | 11        | 6         | 41         | 2.0        |
| 2021-22      | 28-0        | 175-6.2        | 16-24        | .667        | 0-1        | .000        | 10-23        | .435        | 16-37-53-1.9          | 33-0        | 3         | 14        | 11        | 5         | 42         | 1.5        |
| 2022-23      | 19-6        | 216-11.3       | 20-32        | .625        | 0-0        | .000        | 6-19         | .316        | 17-26-43-2.3          | 25-0        | 15        | 13        | 9         | 8         | 46         | 2.4        |
| <b>TOTAL</b> | <b>68-9</b> | <b>644-9.5</b> | <b>49-88</b> | <b>.557</b> | <b>0-1</b> | <b>.000</b> | <b>31-69</b> | <b>.449</b> | <b>57-102-159-2.3</b> | <b>99-1</b> | <b>26</b> | <b>46</b> | <b>31</b> | <b>19</b> | <b>129</b> | <b>1.9</b> |

# BOX SCORES

## GAME ONE #4/4 KENTUCKY 95, HOWARD 63

Official Basketball Box Score - Final  
**Howard at Kentucky**  
11/07/22 Rupp Arena, Lexington  
2022-23 Men's Basketball

Game Time: 6:30 PM  
Game Duration: 1:56  
Attendance: 18,750



| NO.    | Name            | Min     | FG    |      | 3P    |     | FT |    | Rebounds |    | Fouls |    | TP | AS | TO | ST | Blocks |    |    | +/- |     |
|--------|-----------------|---------|-------|------|-------|-----|----|----|----------|----|-------|----|----|----|----|----|--------|----|----|-----|-----|
|        |                 |         | M-A   | M-A  | M-A   | M-A | OR | DR | OR       | DR | PF    | FD |    |    |    |    | BS     | BA | BA |     |     |
| 2      | Steve Settle    | F 26:41 | 2-5   | 1-2  | 3-3   | 1   | 5  | 6  | 2        | 2  | 8     | 1  | 2  | 1  | 0  | 1  | 0      | 1  | 0  | 1   | -32 |
| 12     | Kobe Dickson    | F 23:19 | 8-9   | 0-0  | 1-1   | 4   | 1  | 5  | 3        | 0  | 17    | 1  | 1  | 0  | 0  | 0  | 0      | 0  | 0  | 0   | -15 |
| 24     | Jordan Wood     | F 15:27 | 1-12  | 1-8  | 0-0   | 1   | 2  | 3  | 3        | 0  | 3     | 0  | 1  | 0  | 0  | 0  | 0      | 0  | 0  | -11 |     |
| 3      | Elijah Hawkins  | G 27:52 | 4-10  | 3-5  | 3-4   | 0   | 3  | 3  | 2        | 2  | 14    | 2  | 4  | 1  | 0  | 1  | 0      | 1  | 0  | -29 |     |
| 5      | Jelani Williams | G 28:40 | 3-9   | 0-3  | 0-1   | 2   | 1  | 3  | 0        | 2  | 6     | 2  | 3  | 0  | 0  | 0  | 0      | 0  | 0  | -26 |     |
| 22     | Shy Odum        | 18:07   | 2-9   | 1-1  | 1-2   | 0   | 2  | 5  | 3        | 3  | 6     | 0  | 2  | 0  | 0  | 2  | 1      | 0  | 0  | -17 |     |
| 34     | Bryce Harris    | 13:25   | 1-4   | 0-2  | 0-0   | 0   | 2  | 2  | 0        | 1  | 2     | 0  | 0  | 0  | 0  | 0  | 0      | 0  | 0  | -6  |     |
| 24     | Chris Okojie    | 12:13   | 0-3   | 0-0  | 0     | 0   | 2  | 2  | 0        | 0  | 0     | 2  | 0  | 0  | 0  | 1  | 0      | 0  | 0  |     |     |
| 15     | Reece Brown     | 07:39   | 1-1   | 0-0  | 0-0   | 1   | 0  | 1  | 2        | 0  | 2     | 1  | 1  | 1  | 0  | 0  | 0      | 0  | 0  | 3   |     |
| 13     | Thomas Weaver   | 07:07   | 0-0   | 0-0  | 0-0   | 0   | 0  | 0  | 0        | 0  | 0     | 1  | 0  | 1  | 0  | 0  | 0      | 0  | 0  | -9  |     |
| 4      | Miles Stewart   | 10:57   | 0-3   | 0-3  | 0-0   | 0   | 2  | 2  | 0        | 0  | 0     | 0  | 0  | 0  | 0  | 1  | 0      | 0  | 0  | -12 |     |
| 10     | Talin Lewis     | 04:25   | 0-1   | 0-0  | 0-0   | 0   | 1  | 1  | 0        | 0  | 0     | 0  | 0  | 0  | 0  | 0  | 0      | 0  | 0  | 0   |     |
| 55     | Freedom Rhames  | 04:08   | 1-1   | 1-1  | 2-2   | 0   | 0  | 0  | 0        | 0  | 1     | 5  | 0  | 0  | 0  | 0  | 0      | 0  | 0  | 0   |     |
| Team   |                 |         |       |      |       | 2   | 2  | 4  |          |    | 0     | 0  |    |    |    |    |        |    |    |     |     |
| Totals |                 |         | 23-67 | 7-25 | 10-13 | 13  | 24 | 37 | 19       | 12 | 63    | 10 | 16 | 4  | 1  | 5  | 32     |    |    |     |     |

Officials: Tony Greene, Patrick Evans, Michael Walcott

| Shooting By Period |       |       |
|--------------------|-------|-------|
| 1st FG%            | 10-36 | 27.8% |
| 3PT%               | 2-13  | 15.4% |
| FT%                | 4-5   | 80%   |
| 2nd FG%            | 13-31 | 41.9% |
| 3PT%               | 5-12  | 41.7% |
| FT%                | 6-8   | 75%   |
| GM FG%             | 23-67 | 34.3% |
| 3PT%               | 7-25  | 28.0% |
| FT%                | 10-13 | 76.9% |

Dead Ball Rebounds: 1, 1

| NO.    | Name             | Min     | FG    |       | 3P    |     | FT |    | Rebounds |    | Fouls |    | TP | AS | TO | ST | Blocks |    |    | +/- |
|--------|------------------|---------|-------|-------|-------|-----|----|----|----------|----|-------|----|----|----|----|----|--------|----|----|-----|
|        |                  |         | M-A   | M-A   | M-A   | M-A | OR | DR | OR       | DR | PF    | FD |    |    |    |    | BS     | BA | BA |     |
| 0      | Jacob Toppin     | F 31:53 | 5-12  | 1-2   | 4-7   | 3   | 8  | 11 | 2        | 4  | 15    | 2  | 0  | 2  | 0  | 0  | 0      | 2  | 0  | 29  |
| 24     | Chris Livingston | F 19:08 | 4-6   | 1-2   | 0-0   | 1   | 3  | 4  | 3        | 0  | 9     | 0  | 1  | 1  | 0  | 0  | 0      | 0  | 0  | 29  |
| 55     | Lance Ware       | F 19:54 | 1-2   | 0-0   | 2-6   | 0   | 3  | 3  | 2        | 3  | 4     | 2  | 2  | 4  | 1  | 0  | 0      | 0  | 0  | 30  |
| 1      | CJ Fredrick      | G 30:25 | 6-9   | 2-5   | 6-7   | 0   | 3  | 3  | 0        | 3  | 20    | 3  | 0  | 1  | 0  | 0  | 0      | 0  | 0  | 36  |
| 22     | Cason Wallace    | G 34:38 | 7-11  | 1-2   | 0-0   | 2   | 6  | 8  | 4        | 1  | 15    | 9  | 2  | 2  | 2  | 0  | 0      | 0  | 0  | 32  |
| 12     | Antonio Reeves   | 24:54   | 8-16  | 6-12  | 0-1   | 0   | 1  | 1  | 2        | 22 | 2     | 3  | 0  | 0  | 0  | 0  | 0      | 0  | 0  | 14  |
| 33     | Ugonna Onyenso   | 20:06   | 3-4   | 0-0   | 0-1   | 1   | 3  | 4  | 0        | 2  | 6     | 1  | 0  | 0  | 0  | 0  | 0      | 0  | 0  | 2   |
| 3      | Adou Thiero      | 13:47   | 0-1   | 0-0   | 4-6   | 1   | 4  | 5  | 0        | 4  | 4     | 1  | 1  | 0  | 0  | 0  | 0      | 0  | 0  | 3   |
| 14     | Brennan Canada   | 01:47   | 0-1   | 0-1   | 0-0   | 0   | 1  | 1  | 0        | 0  | 0     | 0  | 0  | 0  | 0  | 0  | 0      | 0  | 0  | -5  |
| 21     | Walker Horn      | 01:44   | 0-0   | 0-0   | 0-0   | 0   | 0  | 0  | 0        | 0  | 0     | 0  | 0  | 0  | 0  | 0  | 0      | 0  | 0  | -5  |
| 25     | Kareem Watkins   | 01:44   | 0-0   | 0-0   | 0-0   | 0   | 0  | 0  | 0        | 0  | 0     | 0  | 0  | 0  | 0  | 0  | 0      | 0  | 0  | -5  |
| Team   |                  |         |       |       |       | 2   | 0  | 2  |          |    | 0     | 0  |    |    |    |    |        |    |    |     |
| Totals |                  |         | 34-62 | 11-24 | 16-28 | 10  | 32 | 42 | 12       | 19 | 95    | 20 | 10 | 10 | 5  | 1  | 32     |    |    |     |

Technical Fouls: NONE

| Points from   | HOW |     | UKY |     |
|---------------|-----|-----|-----|-----|
|               | 1st | 2nd | TOT | TOT |
| Turnovers     | 18  | 20  | 38  | 38  |
| Paint         | 28  | 36  | 64  | 64  |
| Second Chance | 12  | 16  | 28  | 28  |
| Fast Breaks   | 7   | 23  | 30  | 30  |
| Bench         | 15  | 32  | 47  | 47  |

## GAME THREE RV/RV MICHIGAN STATE 86, #4/4 KENTUCKY 77 2OT

Official Basketball Box Score - Final  
**Kentucky at Michigan St.**  
11/15/22 Gairbridge Fieldhouse, Indianapolis, IN  
2022 State Farm Champions Classic

Game Time: 7:00 PM  
Game Duration: 2:46



| NO.    | Name             | Min     | FG    |      | 3P    |     | FT |    | Rebounds |    | Fouls |    | TP | AS | TO | ST | Blocks |    |    | +/- |
|--------|------------------|---------|-------|------|-------|-----|----|----|----------|----|-------|----|----|----|----|----|--------|----|----|-----|
|        |                  |         | M-A   | M-A  | M-A   | M-A | OR | DR | OR       | DR | PF    | FD |    |    |    |    | BS     | BA | BA |     |
| 0      | Jacob Toppin     | F 30:56 | 3-8   | 1-3  | 3-4   | 1   | 3  | 4  | 4        | 2  | 10    | 0  | 1  | 0  | 1  | 0  | 1      | 0  | 0  | -1  |
| 24     | Chris Livingston | F 11:51 | 0-3   | 0-2  | 1-2   | 0   | 3  | 3  | 0        | 1  | 0     | 1  | 0  | 0  | 0  | 0  | 0      | 0  | 0  | -1  |
| 55     | Lance Ware       | F 14:47 | 1-1   | 0-0  | 0-0   | 1   | 2  | 3  | 4        | 0  | 2     | 1  | 0  | 0  | 1  | 0  | 0      | 0  | 0  | -12 |
| 1      | CJ Fredrick      | G 32:21 | 2-7   | 1-6  | 0-0   | 0   | 0  | 0  | 4        | 1  | 5     | 0  | 0  | 0  | 0  | 0  | 0      | 0  | 0  | -13 |
| 22     | Cason Wallace    | G 44:05 | 5-10  | 2-5  | 2-4   | 2   | 3  | 5  | 3        | 2  | 14    | 5  | 3  | 8  | 1  | 0  | 0      | 0  | 0  | -4  |
| 2      | Sahvir Wheeler   | 40:23   | 6-16  | 2-6  | 2-4   | 0   | 0  | 0  | 1        | 4  | 16    | 8  | 3  | 2  | 1  | 1  | 0      | 0  | 0  | -14 |
| 4      | Daimion Collins  | 18:23   | 0-1   | 0-0  | 2-4   | 0   | 1  | 1  | 2        | 2  | 2     | 0  | 1  | 1  | 0  | 0  | 0      | 0  | 0  | -13 |
| 12     | Antonio Reeves   | 22:19   | 1-7   | 1-3  | 2-2   | 0   | 1  | 1  | 1        | 3  | 5     | 1  | 1  | 0  | 0  | 0  | 0      | 0  | 0  | 15  |
| 34     | Oscar Tshiebwe   | 33:47   | 9-17  | 0-0  | 4-4   | 6   | 12 | 18 | 5        | 4  | 22    | 2  | 5  | 0  | 4  | 1  | 0      | 0  | 0  | 10  |
| 33     | Ugonna Onyenso   | 01:08   | 0-0   | 0-0  | 0-0   | 0   | 0  | 0  | 0        | 0  | 0     | 0  | 0  | 0  | 0  | 0  | 0      | 0  | 0  | -4  |
| Team   |                  |         |       |      |       | 2   | 1  | 3  |          |    | 0     | 0  |    |    |    |    |        |    |    |     |
| Totals |                  |         | 27-70 | 7-25 | 16-24 | 12  | 26 | 38 | 25       | 19 | 77    | 17 | 15 | 12 | 8  | 3  | -9     |    |    |     |

Officials: Terry Oglesby, Courtney Green, Brian Dorsey

| Shooting By Period |       |       |
|--------------------|-------|-------|
| 1st FG%            | 14-33 | 42.4% |
| 3PT%               | 2-10  | 20.0% |
| FT%                | 4-5   | 80%   |
| 2nd FG%            | 9-25  | 36.0% |
| 3PT%               | 3-10  | 30.0% |
| FT%                | 7-11  | 63.6% |
| OT FG%             | 4-12  | 33.3% |
| 3PT%               | 2-5   | 40.0% |
| FT%                | 5-8   | 62.5% |
| GM FG%             | 27-70 | 38.6% |
| 3PT%               | 7-25  | 28.0% |
| FT%                | 16-24 | 66.7% |

Dead Ball Rebounds: 10, 1

| NO.    | Name          | Min     | FG    |      | 3P    |     | FT |    | Rebounds |    | Fouls |    | TP | AS | TO | ST | Blocks |    |    | +/- |
|--------|---------------|---------|-------|------|-------|-----|----|----|----------|----|-------|----|----|----|----|----|--------|----|----|-----|
|        |               |         | M-A   | M-A  | M-A   | M-A | OR | DR | OR       | DR | PF    | FD |    |    |    |    | BS     | BA | BA |     |
| 10     | Joey Hauser   | F 45:40 | 8-16  | 4-7  | 3-4   | 2   | 6  | 8  | 4        | 3  | 23    | 1  | 1  | 1  | 0  | 1  | 0      | 1  | 11 |     |
| 25     | Malik Hall    | F 42:25 | 7-11  | 1-3  | 5-5   | 2   | 3  | 5  | 2        | 4  | 20    | 0  | 4  | 0  | 0  | 2  | 8      |    |    |     |
| 22     | Myson Sissook | G 33:20 | 5-10  | 0-0  | 6-8   | 4   | 4  | 8  | 4        | 5  | 16    | 2  | 3  | 3  | 0  | 0  | 0      | 0  | 7  |     |
| 2      | Tyson Walker  | G 45:54 | 4-13  | 2-5  | 4-4   | 0   | 3  | 3  | 5        | 14 | 6     | 3  | 1  | 2  | 1  | 2  | 1      | 13 |    |     |
| 11     | A.J. Hoggard  | G 35:13 | 1-7   | 0-1  | 2-2   | 0   | 5  | 5  | 2        | 3  | 4     | 9  | 5  | 0  | 0  | 2  | 1      |    |    |     |
| 0      | Jaxon Kohler  | 08:33   | 0-1   | 0-0  | 0     | 1   | 2  | 3  | 1        | 0  | 0     | 0  | 0  | 0  | 0  | 0  | 0      | 0  | 0  |     |
| 1      | Pierre Brooks | 06:09   | 1-2   | 0-1  | 0-0   | 0   | 1  | 1  | 1        | 0  | 2     | 0  | 0  | 0  | 0  | 0  | 0      | 0  | 0  |     |
| 3      | Jaden Atkins  | 27:20   | 2-8   | 0-2  | 3-4   | 3   | 4  | 7  | 0        | 4  | 7     | 1  | 1  | 0  | 0  | 0  | 0      | 0  | 11 |     |
| 5      | Carson Cooper | 04:13   | 0-1   | 0-0  | 0-0   | 0   | 0  | 0  | 0        | 0  | 0     | 0  | 1  | 1  | 0  | 0  | 0      | 0  | -8 |     |
| 15     | Tre Holloman  | 01:13   | 0-0   | 0-0  | 0-0   | 0   | 0  | 0  | 0        | 0  | 0     | 0  | 0  | 0  | 0  | 0  | 0      | 0  | 0  |     |
| Team   |               |         |       |      |       | 4   | 1  | 5  |          |    | 0     | 0  |    |    |    |    |        |    |    |     |
| Totals |               |         | 28-69 | 7-19 | 23-27 | 16  | 29 | 45 | 19       | 25 | 86    | 19 | 18 | 6  | 3  | 8  | 9      |    |    |     |

Technical Fouls: NONE

| Points from   | UK  |     | MSU |     |
|---------------|-----|-----|-----|-----|
|               | 1st | 2nd | TOT | TOT |
| Turnovers     | 18  | 17  | 35  | 35  |
| Paint         | 36  | 30  | 66  | 66  |
| Second Chance | 17  | 16  | 33  | 33  |
| Fast Breaks   | 5   | 9   | 14  | 14  |
| Bench         | 45  | 9   | 54  | 54  |

## GAME TWO #4/4 KENTUCKY 77, DUQUESNE 52

Official Basketball Box Score - Final  
**Duquesne at Kentucky**  
11/11/22 Rupp Arena, Lexington  
2022-23 Men's Basketball

Game Time: 7:00 PM  
Game Duration: 1:55  
Attendance: 20,014



| NO. |
|-----|
|-----|



# BOX SCORES

## GAME NINE #16/16 KENTUCKY 69, YALE 59

Official Basketball Box Score - Final  
**Yale at Kentucky**  
12/10/22 Rupp Arena, Lexington  
2022-23 Men's Basketball

Game Time: 1:00 PM  
Game Duration: 1:55  
Attendance: 20,264

Officials: Todd Austin, Owen Shortt, Lucas Santos

| NO.           | Name             | Min     | FG    |      |      | 3P  |     |     | FT  |    |    | Rebounds |    | Fouls |    | TP  | AS | TO | ST | Blocks |    |  | +/- |  |
|---------------|------------------|---------|-------|------|------|-----|-----|-----|-----|----|----|----------|----|-------|----|-----|----|----|----|--------|----|--|-----|--|
|               |                  |         | M-A   | M-A  | M-A  | M-A | M-A | M-A | M-A | OR | DR | TOT      | PF | FD    | BS |     |    |    |    | BA     | BL |  |     |  |
| 15            | EJ Jarvis        | F 23:19 | 6-12  | 0-0  | 0-0  | 4   | 3   | 7   | 2   | 1  | 12 | 1        | 1  | 0     | 0  | 1   | -7 |    |    |        |    |  |     |  |
| 35            | Isiah Kelly      | F 17:51 | 0-0   | 0-0  | 0-0  | 2   | 2   | 4   | 3   | 2  | 2  | 1        | 4  | 0     | 0  | 3   |    |    |    |        |    |  |     |  |
| 2             | Bez Mbeng        | G 31:32 | 2-8   | 1-4  | 2-2  | 1   | 7   | 8   | 1   | 3  | 7  | 1        | 2  | 1     | 0  | -12 |    |    |    |        |    |  |     |  |
| 3             | August Mahoney   | G 30:55 | 4-5   | 2-2  | 0-0  | 0   | 2   | 2   | 0   | 10 | 3  | 1        | 0  | 0     | 0  | -12 |    |    |    |        |    |  |     |  |
| 4             | John Poulakidas  | G 35:20 | 4-10  | 1-3  | 0-0  | 0   | 0   | 0   | 3   | 1  | 9  | 0        | 2  | 0     | 1  | -14 |    |    |    |        |    |  |     |  |
| 23            | Yussif Basa-Ama  | 05:43   | 0-0   | 0-0  | 0-0  | 0   | 1   | 1   | 2   | 0  | 0  | 0        | 0  | 0     | 0  | -3  |    |    |    |        |    |  |     |  |
| 34            | Jack Molloy      | 26:49   | 5-9   | 2-5  | 2-2  | 0   | 1   | 1   | 1   | 14 | 1  | 0        | 0  | 0     | 0  | -9  |    |    |    |        |    |  |     |  |
| 13            | Michael Feinberg | 09:05   | 1-2   | 1-1  | 1-4  | 1   | 0   | 1   | 3   | 4  | 0  | 0        | 0  | 0     | 0  | 2   |    |    |    |        |    |  |     |  |
| 24            | Yassine Gharram  | 08:28   | 0-2   | 0-0  | 1-2  | 1   | 0   | 1   | 1   | 1  | 1  | 1        | 0  | 0     | 0  | 2   |    |    |    |        |    |  |     |  |
| 1             | Danny Wolf       | 10:58   | 0-3   | 0-2  | 0-0  | 1   | 0   | 1   | 0   | 1  | 0  | 1        | 0  | 0     | 0  | 0   |    |    |    |        |    |  |     |  |
| Team          |                  |         |       |      |      | 2   | 2   | 4   | 0   | 0  | 4  |          |    |       |    |     |    |    |    |        |    |  |     |  |
| <b>Totals</b> |                  |         | 22-51 | 7-17 | 8-12 | 11  | 19  | 30  | 13  | 14 | 59 | 9        | 15 | 2     | 2  | -10 |    |    |    |        |    |  |     |  |

Technical Fouls: NONE

| NO.           | Name             | Min     | FG    |      |      | 3P  |     |     | FT  |    |    | Rebounds |    | Fouls |    | TP | AS | TO | ST | Blocks |    |  | +/- |  |
|---------------|------------------|---------|-------|------|------|-----|-----|-----|-----|----|----|----------|----|-------|----|----|----|----|----|--------|----|--|-----|--|
|               |                  |         | M-A   | M-A  | M-A  | M-A | M-A | M-A | M-A | OR | DR | TOT      | PF | FD    | BS |    |    |    |    | BA     | BL |  |     |  |
| 0             | Jacob Toppin     | F 31:31 | 2-6   | 0-1  | 0-0  | 2   | 3   | 5   | 1   | 0  | 4  | 4        | 1  | 0     | 0  | 0  | 14 |    |    |        |    |  |     |  |
| 34            | Oscar Tshiebwe   | F 37:59 | 13-18 | 0-0  | 2-3  | 5   | 7   | 12  | 3   | 4  | 28 | 2        | 0  | 2     | 2  | 0  | 8  |    |    |        |    |  |     |  |
| 2             | Sahvir Wheeler   | G 34:02 | 5-14  | 0-2  | 0-1  | 0   | 4   | 4   | 1   | 3  | 10 | 1        | 2  | 0     | 0  | 1  | 10 |    |    |        |    |  |     |  |
| 12            | Antonio Reeves   | G 30:58 | 3-7   | 1-3  | 3-4  | 0   | 2   | 2   | 2   | 10 | 3  | 1        | 1  | 0     | 0  | 7  |    |    |    |        |    |  |     |  |
| 22            | Cason Wallace    | G 34:49 | 2-4   | 2-3  | 2-2  | 3   | 2   | 5   | 2   | 1  | 8  | 2        | 1  | 1     | 0  | 9  |    |    |    |        |    |  |     |  |
| 1             | CJ Fredrick      | 09:02   | 0-2   | 0-0  | 0-0  | 0   | 0   | 0   | 3   | 0  | 1  | 0        | 1  | 0     | 0  | 3  |    |    |    |        |    |  |     |  |
| 4             | Daimion Collins  | 05:51   | 0-1   | 0-1  | 0-0  | 1   | 1   | 2   | 2   | 0  | 0  | 0        | 2  | 0     | 0  | -1 |    |    |    |        |    |  |     |  |
| 24            | Chris Livingston | 13:47   | 3-5   | 1-1  | 0-0  | 0   | 0   | 0   | 0   | 7  | 2  | 1        | 0  | 0     | 0  | -2 |    |    |    |        |    |  |     |  |
| 33            | Ugonna Onyenso   | 02:01   | 1-1   | 0-0  | 0-0  | 1   | 0   | 1   | 0   | 0  | 2  | 1        | 0  | 0     | 0  | -2 |    |    |    |        |    |  |     |  |
| Team          |                  |         |       |      |      | 0   | 0   | 0   | 0   | 0  | 0  | 2        |    |       |    |    |    |    |    |        |    |  |     |  |
| <b>Totals</b> |                  |         | 29-58 | 4-11 | 7-10 | 12  | 19  | 31  | 14  | 13 | 69 | 15       | 9  | 7     | 2  | 2  | 10 |    |    |        |    |  |     |  |

Technical Fouls: NONE

| Biggest lead     | YAL                       | UKY                      | Points from Turnovers | YAL | UKY | Period by Period Scoring |     |     |    |
|------------------|---------------------------|--------------------------|-----------------------|-----|-----|--------------------------|-----|-----|----|
|                  |                           |                          |                       |     |     | 1st                      | 2nd | TOT |    |
| Best Scoring Run | 10(2 <sup>nd</sup> 17:37) | 9(1 <sup>st</sup> 14:51) | Paint                 | 18  | 40  | YAL                      | 27  | 32  | 59 |
| Lead Changes     | 2                         |                          | Second Chance         | 6   | 12  | UKY                      | 33  | 36  | 69 |
| Times Tied       | 5                         |                          | Fast Breaks           | 7   | 8   |                          |     |     |    |
| Time with Lead   | 00:13                     | 36:10                    | Bench                 | 19  | 9   |                          |     |     |    |

## GAME 10 #16/14 UCLA 63, #13/13 KENTUCKY 53

Official Basketball Box Score - Final  
**UCLA at Kentucky**  
12/17/22 Madison Square Garden, New York  
2022-23 Men's Basketball

Game Time: 5:15 PM  
Game Duration: 2:0  
Attendance: 20,265

Officials: Randy McCall, Bert Smith, Brian Dorse

| NO.           | Name             | Min     | FG    |     |      | 3P  |     |     | FT  |    |    | Rebounds |    | Fouls |    | TP | AS | TO | ST | Blocks |    |   | +/- |  |
|---------------|------------------|---------|-------|-----|------|-----|-----|-----|-----|----|----|----------|----|-------|----|----|----|----|----|--------|----|---|-----|--|
|               |                  |         | M-A   | M-A | M-A  | M-A | M-A | M-A | M-A | OR | DR | TOT      | PF | FD    | BS |    |    |    |    | BA     | BL |   |     |  |
| 3             | Adem Bona        | F 12:15 | 0-0   | 0-0 | 0-0  | 1   | 3   | 4   | 4   | 0  | 0  | 1        | 2  | 0     | 0  | 2  | 0  | 0  | 0  | 0      | 0  | 0 | 3   |  |
| 0             | Jaylen Clark     | G 35:32 | 6-11  | 0-2 | 3-6  | 2   | 6   | 8   | 2   | 5  | 15 | 2        | 1  | 4     | 0  | 1  | 12 |    |    |        |    |   |     |  |
| 5             | Amari Bailey     | G 23:14 | 1-6   | 0-0 | 1-2  | 0   | 2   | 2   | 0   | 1  | 3  | 0        | 2  | 0     | 0  | -8 |    |    |    |        |    |   |     |  |
| 10            | Tyger Campbell   | G 35:07 | 7-17  | 0-2 | 1-1  | 0   | 3   | 3   | 1   | 2  | 15 | 2        | 2  | 1     | 0  | 0  | 6  |    |    |        |    |   |     |  |
| 24            | Jaime Jaquez Jr. | G 36:48 | 9-19  | 0-2 | 1-2  | 4   | 8   | 12  | 3   | 5  | 19 | 4        | 4  | 1     | 1  | 12 |    |    |    |        |    |   |     |  |
| 34            | David Singleton  | G 25:03 | 3-5   | 2-2 | 0-0  | 1   | 0   | 1   | 0   | 2  | 8  | 1        | 0  | 2     | 0  | 14 |    |    |    |        |    |   |     |  |
| 14            | Kenneth Nwuba    | 13:08   | 1-1   | 0-0 | 0-0  | 3   | 0   | 3   | 5   | 0  | 2  | 0        | 0  | 0     | 0  | 5  |    |    |    |        |    |   |     |  |
| 2             | Dylan Andrews    | 02:16   | 0-0   | 0-0 | 0-0  | 0   | 0   | 0   | 0   | 1  | 0  | 0        | 0  | 0     | 0  | 3  |    |    |    |        |    |   |     |  |
| 4             | Will McClendon   | 03:28   | 0-0   | 0-0 | 0-0  | 0   | 0   | 0   | 0   | 0  | 0  | 0        | 0  | 0     | 0  | -2 |    |    |    |        |    |   |     |  |
| 12            | Mac Etienne      | 13:09   | 0-0   | 0-0 | 1-4  | 1   | 4   | 5   | 1   | 2  | 1  | 1        | 0  | 0     | 0  | 0  |    |    |    |        |    |   |     |  |
| Team          |                  |         |       |     |      | 1   | 4   | 5   | 0   | 0  | 1  | 1        | 13 | 11    | 4  | 4  | 10 |    |    |        |    |   |     |  |
| <b>Totals</b> |                  |         | 27-59 | 2-8 | 7-15 | 13  | 30  | 43  | 17  | 17 | 63 | 11       | 13 | 11    | 4  | 4  | 10 |    |    |        |    |   |     |  |

Technical Fouls: NONE

| NO.           | Name             | Min     | FG    |      |      | 3P  |     |     | FT  |    |    | Rebounds |    | Fouls |    | TP  | AS | TO | ST | Blocks |    |  | +/- |  |
|---------------|------------------|---------|-------|------|------|-----|-----|-----|-----|----|----|----------|----|-------|----|-----|----|----|----|--------|----|--|-----|--|
|               |                  |         | M-A   | M-A  | M-A  | M-A | M-A | M-A | M-A | OR | DR | TOT      | PF | FD    | BS |     |    |    |    | BA     | BL |  |     |  |
| 0             | Jacob Toppin     | F 24:14 | 2-10  | 0-2  | 1-2  | 4   | 3   | 7   | 2   | 3  | 5  | 2        | 3  | 1     | 0  | -16 |    |    |    |        |    |  |     |  |
| 34            | Oscar Tshiebwe   | F 39:27 | 4-12  | 0-0  | 0-4  | 8   | 8   | 16  | 3   | 7  | 2  | 3        | 2  | 2     | 3  | 2   | -8 |    |    |        |    |  |     |  |
| 2             | Sahvir Wheeler   | G 36:18 | 5-7   | 1-1  | 0-0  | 1   | 2   | 3   | 3   | 2  | 11 | 6        | 1  | 0     | 0  | -5  |    |    |    |        |    |  |     |  |
| 12            | Antonio Reeves   | G 21:20 | 2-13  | 2-8  | 0-1  | 0   | 0   | 0   | 1   | 1  | 6  | 1        | 2  | 1     | 0  | -9  |    |    |    |        |    |  |     |  |
| 22            | Cason Wallace    | G 33:26 | 2-13  | 1-7  | 2-3  | 1   | 2   | 3   | 2   | 3  | 7  | 0        | 2  | 2     | 0  | -7  |    |    |    |        |    |  |     |  |
| 1             | CJ Fredrick      | 06:27   | 0-0   | 0-0  | 0-0  | 0   | 0   | 0   | 0   | 0  | 0  | 0        | 0  | 0     | 0  | -10 |    |    |    |        |    |  |     |  |
| 24            | Chris Livingston | 24:27   | 5-8   | 2-3  | 2-3  | 2   | 2   | 4   | 4   | 2  | 14 | 0        | 0  | 0     | 0  | -1  |    |    |    |        |    |  |     |  |
| 33            | Ugonna Onyenso   | 00:33   | 0-0   | 0-0  | 0-0  | 0   | 0   | 0   | 0   | 0  | 0  | 0        | 0  | 0     | 0  | -2  |    |    |    |        |    |  |     |  |
| 55            | Lance Ware       | 13:48   | 1-1   | 0-0  | 0-0  | 2   | 2   | 5   | 1   | 0  | 2  | 3        | 0  | 1     | 0  | 0   |    |    |    |        |    |  |     |  |
| Team          |                  |         |       |      |      | 2   | 2   | 4   | 0   | 0  | 0  | 0        |    |       |    |     |    |    |    |        |    |  |     |  |
| <b>Totals</b> |                  |         | 21-64 | 6-21 | 5-13 | 21  | 21  | 42  | 17  | 17 | 53 | 14       | 18 | 8     | 4  | -10 |    |    |    |        |    |  |     |  |

Technical Fouls: Wheeler 2<sup>nd</sup> 13:57

| Biggest lead     | UCLA                      | KEN                       | Points from Turnovers | UCLA | KEN | Period by Period Scoring |     |     |    |
|------------------|---------------------------|---------------------------|-----------------------|------|-----|--------------------------|-----|-----|----|
|                  |                           |                           |                       |      |     | 1st                      | 2nd | TOT |    |
| Best Scoring Run | 13 (1 <sup>st</sup> 6:28) | 3 (1 <sup>st</sup> 18:33) | Paint                 | 32   | 20  | UCLA                     | 35  | 28  | 63 |
| Lead Changes     | 8(2 <sup>nd</sup> 0:18)   | 7(1 <sup>st</sup> 1:04)   | Second Chance         | 14   | 9   | KEN                      | 27  | 26  | 53 |
| Times Tied       | 4                         |                           | Fast Breaks           | 7    | 0   |                          |     |     |    |
| Time with Lead   | 35:53                     | 01:13                     | Bench                 | 11   | 16  |                          |     |     |    |

## GAME 12 RV/RV MISSOURI 89, #19/17 KENTUCKY 75

Official Basketball Box Score - Final  
**Kentucky at Missouri**  
12/28/22 Mizzou Arena, Columbia  
2022-23 Men's Basketball

Game Time: 6:00 PM  
Game Duration: 2:19  
Attendance: 15,061

Officials: Tony Greene, Rob Rorke, Keith Kumble

| NO. | Name             | Min     | FG  |     |       | 3P  |     |     | FT  |    |    | Rebounds |    | Fouls |    | TP   | AS | TO | ST | Blocks |    |  | +/- |  |
|-----|------------------|---------|-----|-----|-------|-----|-----|-----|-----|----|----|----------|----|-------|----|------|----|----|----|--------|----|--|-----|--|
|     |                  |         | M-A | M-A | M-A   | M-A | M-A | M-A | M-A | OR | DR | TOT      | PF | FD    | BS |      |    |    |    | BA     | BL |  |     |  |
| 24  | Chris Livingston | F 11:46 | 1-5 | 0-1 | 0-0   | 0   | 4   | 4   | 1   | 0  | 2  | 0        | 2  | 0     | 0  | -18  |    |    |    |        |    |  |     |  |
| 34  | Oscar Tshiebwe   | F 40:00 | 6-8 | 0-0 | 11-17 | 9   | 10  | 19  | 3   | 10 | 23 | 0        | 3  | 2     | 0  | -14  |    |    |    |        |    |  |     |  |
| 55  | Lance Ware       | F 29:36 | 3-5 | 0-0 | 0-1   | 2   | 4   | 6   | 3   | 2  | 6  | 0        | 3  | 1     | 0  | -7</ |    |    |    |        |    |  |     |  |

# BOX SCORES

## GAME 13 #19/17 KENTUCKY 86, LOUISVILLE 63



Official Basketball Box Score - Final  
**Louisville at Kentucky**  
1231/22 Rupp Arena, Lexington  
2022-23 Men's Basketball

Game Time: 12:00 PM  
Game Duration: 2:05  
Attendance: 20,934

Officials: Joe Lindsey, Pat Adams, Ron Groover

Louisville - 63

Record: 2-12

| NO.    | Name                     | Min   | FG   |       | 3P   |     | FT    |      | Rebounds |     | Fouls |     | TP  | AS | TO | ST | Blocks |  | +/- |
|--------|--------------------------|-------|------|-------|------|-----|-------|------|----------|-----|-------|-----|-----|----|----|----|--------|--|-----|
|        |                          |       | M-A  | M-A   | M-A  | M-A | OR    | DR   | PF       | FD  | BS    | BA  |     |    |    |    |        |  |     |
| 1      | Mike James               | 30:21 | 3-9  | 1-3   | 1-1  | 1 1 | 2 2   | 3 3  | 8 1      | 3 1 | 0 1   | 0 1 | -19 |    |    |    |        |  |     |
| 5      | Brandon Huntley-Hatfield | 30:41 | 5-7  | 0-0   | 0-0  | 0 4 | 4 3   | 2 10 | 1 4      | 0 1 | 0 0   | -28 |     |    |    |    |        |  |     |
| 21     | Sydney Curry             | 15:24 | 1-1  | 0-0   | 1-2  | 1 1 | 2 4   | 1 3  | 1 1      | 1 1 | 0 0   | -4  |     |    |    |    |        |  |     |
| 24     | Jae'Lyn Withers          | 17:26 | 0-1  | 0-0   | 2-2  | 0 1 | 1 2   | 2 2  | 0 1      | 1 1 | 0 0   | -10 |     |    |    |    |        |  |     |
| 3      | Ei Ellis                 | 26:27 | 7-16 | 1-6   | 8-10 | 0 1 | 1 6   | 23 2 | 2 4      | 0 0 | 0 0   | -25 |     |    |    |    |        |  |     |
| 12     | JJ Traynor               | 25:05 | 2-4  | 0-2   | 1-2  | 1 2 | 3 0   | 1 1  | 5 0      | 0 1 | 0 0   | -17 |     |    |    |    |        |  |     |
| 22     | Kaman Lands              | 25:57 | 3-6  | 0-1   | 3-4  | 3 0 | 3 3   | 2 9  | 0 0      | 0 0 | 0 0   | -15 |     |    |    |    |        |  |     |
| 4      | Roosevelt Wheeler        | 06:05 | 1-2  | 0-0   | 1-2  | 1 1 | 3 2   | 1 3  | 0 0      | 0 0 | 0 0   | 0   |     |    |    |    |        |  |     |
| 15     | Hercy Miller             | 06:04 | 0-0  | 0-0   | 0-0  | 0 0 | 0 0   | 0 0  | 0 0      | 0 0 | 0 0   | 0   |     |    |    |    |        |  |     |
| 11     | Fabio Basili             | 02:54 | 0-1  | 0-0   | 0-0  | 0 0 | 0 0   | 0 0  | 0 0      | 0 0 | 0 0   | -5  |     |    |    |    |        |  |     |
| 0      | Devin Rea                | 01:48 | 0-0  | 0-0   | 0-0  | 0 1 | 1 0   | 0 0  | 0 0      | 0 0 | 0 0   | 0   |     |    |    |    |        |  |     |
| 23     | Alexander Payne          | 01:48 | 0-0  | 0-0   | 0-0  | 0 0 | 0 0   | 0 0  | 0 0      | 0 0 | 0 0   | 0   |     |    |    |    |        |  |     |
| Team   |                          |       |      |       |      |     |       |      |          |     |       |     |     |    |    |    |        |  |     |
| Totals |                          | 22:47 | 2-13 | 17-23 | 8 12 | 20  | 18 18 | 63 5 | 15 7     | 2 1 | 2 3   |     |     |    |    |    |        |  |     |

Technical Fouls: NONE

| Shooting By Period |             |
|--------------------|-------------|
| 1st FG%            | 13-29 44.8% |
| 3PT%               | 1-8 12.5%   |
| FT%                | 3-5 60%     |
| 2nd FG%            | 9-18 50.0%  |
| 3PT%               | 1-5 20.0%   |
| FT%                | 14-18 77.8% |
| GM FG%             | 22-47 46.8% |
| 3PT%               | 2-13 15.4%  |
| FT%                | 17-23 73.9% |

Dead Ball Rebounds: 5, 0

## GAME 14 RV/25 KENTUCKY 74, RV/RV LSU 71



Official Basketball Box Score - Final  
**LSU at Kentucky**  
01/03/23 Rupp Arena, Lexington  
2022-23 Men's Basketball

Game Time: 8:00 PM  
Game Duration: 2:11  
Attendance: 19,611

Officials: Doug Shows, Vladimir Voyard-Tadaj, Jeb Hartnes

LSU - 71

Record: 12-2 (1-1)

| NO.    | Name               | Min   | FG    |      | 3P   |     | FT    |       | Rebounds |     | Fouls |    | TP | AS | TO | ST | Blocks |  | +/- |
|--------|--------------------|-------|-------|------|------|-----|-------|-------|----------|-----|-------|----|----|----|----|----|--------|--|-----|
|        |                    |       | M-A   | M-A  | M-A  | M-A | OR    | DR    | PF       | FD  | BS    | BA |    |    |    |    |        |  |     |
| 12     | KJ Williams        | 35:39 | 8-13  | 4-6  | 3-3  | 0 3 | 3 2   | 23 2  | 1 0      | 1 0 | 0 1   | -1 |    |    |    |    |        |  |     |
| 20     | Derek Fountain     | 25:14 | 3-4   | 0-0  | 0-0  | 3 5 | 8 2   | 2 6   | 2 1      | 1 1 | 0 0   | 6  |    |    |    |    |        |  |     |
| 1      | Cam Hayes          | 31:43 | 3-5   | 2-4  | 3-3  | 0 0 | 0 2   | 1 1   | 2 1      | 1 1 | 0 0   | 4  |    |    |    |    |        |  |     |
| 3      | Justice Hill       | 12:43 | 0-3   | 0-1  | 0-0  | 0 1 | 1 0   | 0 0   | 0 0      | 1 0 | 0 0   | 2  |    |    |    |    |        |  |     |
| 44     | Adam Miller        | 33:29 | 5-15  | 5-13 | 0-0  | 0 1 | 1 3   | 0 1   | 15 2     | 0 0 | 0 0   | 0  |    |    |    |    |        |  |     |
| 0      | Trae Hannibal      | 29:03 | 5-6   | 0-0  | 2-4  | 1 2 | 3 2   | 4 12  | 4 4      | 1 0 | 0 0   | 5  |    |    |    |    |        |  |     |
| 11     | Justice Williams   | 11:12 | 1-4   | 0-1  | 0-0  | 1 2 | 1 0   | 2 1   | 0 0      | 0 0 | 0 0   | 1  |    |    |    |    |        |  |     |
| 13     | Jalen Reed         | 13:40 | 1-3   | 0-0  | 0-0  | 2 2 | 3 1   | 2 1   | 1 0      | 0 0 | 0 0   | -6 |    |    |    |    |        |  |     |
| 4      | Kendal Coleman     | 02:27 | 0-0   | 0-0  | 0-0  | 0 0 | 0 0   | 0 0   | 0 0      | 0 0 | 0 0   | -3 |    |    |    |    |        |  |     |
| 34     | Shawn Phillips Jr. | 03:00 | 0-0   | 0-0  | 0-0  | 0 0 | 0 0   | 1 0   | 0 0      | 0 0 | 0 0   | -2 |    |    |    |    |        |  |     |
| 5      | Mwani Wilkinson    | 01:50 | 0-0   | 0-0  | 0-0  | 0 0 | 0 0   | 0 0   | 0 0      | 0 0 | 0 0   | -1 |    |    |    |    |        |  |     |
| Team   |                    |       |       |      |      |     |       |       |          |     |       |    |    |    |    |    |        |  |     |
| Totals |                    | 26:53 | 11-25 | 8-10 | 5 17 | 22  | 15 11 | 71 15 | 9 3      | 1 3 | 3     |    |    |    |    |    |        |  |     |

Technical Fouls: NONE

| Shooting By Period |             |
|--------------------|-------------|
| 1st FG%            | 14-27 51.9% |
| 3PT%               | 6-13 46.2%  |
| FT%                | 4-4 100%    |
| 2nd FG%            | 12-26 46.2% |
| 3PT%               | 5-12 41.7%  |
| FT%                | 4-6 66.7%   |
| GM FG%             | 26-53 49.1% |
| 3PT%               | 11-25 44.0% |
| FT%                | 8-10 80.0%  |

Dead Ball Rebounds: 2, 1

Kentucky - 86

Record: 9-4

| NO.    | Name             | Min   | FG    |       | 3P    |       | FT    |       | Rebounds |      | Fouls |    | TP | AS | TO | ST | Blocks |  | +/- |
|--------|------------------|-------|-------|-------|-------|-------|-------|-------|----------|------|-------|----|----|----|----|----|--------|--|-----|
|        |                  |       | M-A   | M-A   | M-A   | M-A   | OR    | DR    | PF       | FD   | BS    | BA |    |    |    |    |        |  |     |
| 0      | Jacob Toppin     | 34:58 | 10-15 | 0-1   | 4-6   | 3 4   | 7 4   | 5 24  | 2 2      | 0 0  | 0 0   | 23 |    |    |    |    |        |  |     |
| 24     | Chris Livingston | 20:25 | 2-6   | 1-3   | 0-0   | 1 2   | 3 1   | 0 5   | 2 0      | 1 0  | 1 0   | 17 |    |    |    |    |        |  |     |
| 34     | Oscar Tshiebwé   | 36:42 | 10-13 | 0-0   | 4-9   | 8 6   | 14 3  | 6 24  | 2 5      | 2 0  | 1 24  |    |    |    |    |    |        |  |     |
| 2      | Sahvir Wheeler   | 38:52 | 2-6   | 1-3   | 2-2   | 1 0   | 1 3   | 2 7   | 9 4      | 2 0  | 0 23  |    |    |    |    |    |        |  |     |
| 22     | Cason Wallace    | 37:15 | 6-8   | 2-4   | 3-4   | 0 5   | 5 3   | 3 17  | 2 0      | 2 0  | 0 26  |    |    |    |    |    |        |  |     |
| 12     | Antonio Reeves   | 16:30 | 1-4   | 0-2   | 3-4   | 0 1   | 1 2   | 5 0   | 0 0      | 0 0  | 1 0   | 6  |    |    |    |    |        |  |     |
| 3      | Adou Thiero      | 06:58 | 0-0   | 0-0   | 0-0   | 0 0   | 0 0   | 0 0   | 0 0      | 0 0  | 0 0   | -3 |    |    |    |    |        |  |     |
| 33     | Ugonna Oryenoso  | 02:15 | 0-0   | 0-0   | 0-0   | 0 0   | 0 0   | 0 0   | 0 0      | 0 0  | 0 0   | 0  |    |    |    |    |        |  |     |
| 4      | Daimion Collins  | 02:58 | 1-2   | 0-0   | 0-0   | 0 0   | 0 0   | 0 0   | 2 0      | 0 0  | 0 0   | 3  |    |    |    |    |        |  |     |
| 55     | Lance Ware       | 03:07 | 1-1   | 0-0   | 0-0   | 0 0   | 0 0   | 3 0   | 2 1      | 1 0  | 0 0   | -4 |    |    |    |    |        |  |     |
| Team   |                  |       |       |       |       |       |       |       |          |      |       |    |    |    |    |    |        |  |     |
| Totals |                  | 33:55 | 4-13  | 16-25 | 15 18 | 33 18 | 18 86 | 18 12 | 7 1      | 2 23 |       |    |    |    |    |    |        |  |     |

Technical Fouls: NONE

| Shooting By Period |             |
|--------------------|-------------|
| 1st FG%            | 19-30 63.3% |
| 3PT%               | 3-8 37.5%   |
| FT%                | 4-9 44.4%   |
| 2nd FG%            | 14-25 56.0% |
| 3PT%               | 1-5 20.0%   |
| FT%                | 12-16 75%   |
| GM FG%             | 33-55 60.0% |
| 3PT%               | 4-13 30.8%  |
| FT%                | 16-25 64.0% |

Dead Ball Rebounds: 4, 0

Kentucky - 74

Record: 10-4 (1-1)

| NO.    | Name             | Min   | FG   |       | 3P    |       | FT    |      | Rebounds |     | Fouls |    | TP | AS | TO | ST | Blocks |  | +/- |
|--------|------------------|-------|------|-------|-------|-------|-------|------|----------|-----|-------|----|----|----|----|----|--------|--|-----|
|        |                  |       | M-A  | M-A   | M-A   | M-A   | OR    | DR   | PF       | FD  | BS    | BA |    |    |    |    |        |  |     |
| 0      | Jacob Toppin     | 31:04 | 9-13 | 1-1   | 2-2   | 1 2   | 3 1   | 3 21 | 3 1      | 1 1 | 0 0   | 23 |    |    |    |    |        |  |     |
| 24     | Chris Livingston | 28:40 | 1-5  | 1-4   | 2-2   | 0 1   | 1 1   | 1 5  | 1 0      | 0 0 | 0 0   | 0  |    |    |    |    |        |  |     |
| 34     | Oscar Tshiebwé   | 37:00 | 7-9  | 0-0   | 5-7   | 9 16  | 3 7   | 19 1 | 0 1      | 1 1 | 3     |    |    |    |    |    |        |  |     |
| 2      | Sahvir Wheeler   | 37:21 | 4-10 | 3-5   | 0-1   | 0 6   | 6 2   | 3 11 | 9 2      | 0 0 | 0 2   |    |    |    |    |    |        |  |     |
| 22     | Cason Wallace    | 40:00 | 6-13 | 2-7   | 0-0   | 0 3   | 3 1   | 0 14 | 4 1      | 0 0 | 0 3   |    |    |    |    |    |        |  |     |
| 12     | Antonio Reeves   | 13:59 | 0-1  | 0-1   | 2-2   | 0 0   | 0 1   | 1 2  | 0 1      | 0 0 | 0 0   | 4  |    |    |    |    |        |  |     |
| 4      | Daimion Collins  | 08:56 | 1-3  | 0-0   | 0-0   | 1 0   | 1 0   | 2 0  | 0 0      | 0 0 | 0 0   | -1 |    |    |    |    |        |  |     |
| Team   |                  |       |      |       |       |       |       |      |          |     |       |    |    |    |    |    |        |  |     |
| Totals |                  | 28:54 | 7-18 | 11-14 | 10 21 | 31 11 | 15 74 | 18 6 | 2 3      | 1 3 |       |    |    |    |    |    |        |  |     |

Technical Fouls: NONE

| Shooting By Period |             |
|--------------------|-------------|
| 1st FG%            | 16-28 57.1% |
| 3PT%               | 4-8 50.0%   |
| FT%                | 6-8 75%     |
| 2nd FG%            | 12-26 46.2% |
| 3PT%               | 3-10 30.0%  |
| FT%                | 5-6 83.3%   |
| GM FG%             | 28-54 51.9% |
| 3PT%               | 7-18 38.9%  |
| FT%                | 11-14 78.6% |

Dead Ball Rebounds: 1, 1

| Points from |       | LOU |     | UKY |     | Period by Period Scoring |     |  |
|-------------|-------|-----|-----|-----|-----|--------------------------|-----|--|
| Turnovers   | Paint | 1st | 2nd | TOT | 1st | 2nd                      | TOT |  |
| LOU         | 30    | 33  | 63  |     |     |                          |     |  |
| UKY         | 45    | 41  | 86  |     |     |                          |     |  |

| Biggest lead     | 2 (1st 11:36) 10 (2nd 12:30) | Points from |       | Period by Period Scoring |     |     |    |
|------------------|------------------------------|-------------|-------|--------------------------|-----|-----|----|
|                  |                              | Turnovers   | Paint | 1st                      | 2nd | TOT |    |
| Best Scoring Run | 8 (2nd 6:29) 7 (2nd 17:54)   | 4           | 7     | LSU                      | 38  | 33  | 71 |
| Lead Changes     | 6                            | 6           | 12    | UKY                      | 42  | 32  | 74 |
| Times Tied       | 3                            | 2           | 8     |                          |     |     |    |
| Time with Lead   | 02:44 34:59                  | 16          | 4     |                          |     |     |    |

## GAME 15 #7/7 ALABAMA 78, RV/25 KENTUCKY 52



Official Basketball Box Score - Final  
**Kentucky at Alabama**  
01/07/23 Coleman Coliseum, Tuscaloosa  
2022-23 Men's Basketball

Game Time: 12:00 PM  
Game Duration: 2:02  
Attendance: 13,474

Officials: Don Daly, K.B. Burdett Jr., Byron Jarrett

Kentucky - 52

# BOX SCORES

## GAME 17 NR/RV KENTUCKY 63, #5/5 TENNESSEE 56



Official Basketball Box Score - Final  
**Kentucky at Tennessee**  
01/14/23 Thompson-Boling Arena, Knoxville, Tennessee  
2022-23 Tennessee Men's Basketball

Game Time: 12:04 PM  
Game Duration: 2:22  
Attendance: 21,678

Officials: Terry Oglesby, Pat Adams, Chuck Jones

| NO.    | Name             | Min     | FG    |      |       | 3P  |     |     | FT |    |     | Rebounds |    | Fouls |    | TP | AS | TO | ST | Blocks |   | +/- |  |
|--------|------------------|---------|-------|------|-------|-----|-----|-----|----|----|-----|----------|----|-------|----|----|----|----|----|--------|---|-----|--|
|        |                  |         | M-A   | M-A  | M-A   | M-A | M-A | M-A | OR | DR | TOT | PF       | FD | BS    | BA |    |    |    |    |        |   |     |  |
| 0      | Jacob Toppin     | F 32:45 | 1-5   | 0-0  | 3-5   | 2   | 6   | 8   | 1  | 5  | 5   | 3        | 0  | 0     | 0  | 10 |    |    |    |        |   |     |  |
| 24     | Chris Livingston | F 17:53 | 2-5   | 0-0  | 2-2   | 1   | 3   | 4   | 2  | 1  | 6   | 0        | 1  | 1     | 1  | -5 |    |    |    |        |   |     |  |
| 34     | Oscar Tshiebwe   | F 39:05 | 6-12  | 0-0  | 3-4   | 4   | 9   | 13  | 3  | 4  | 15  | 1        | 0  | 1     | 0  | 1  | 0  | 1  | 0  | 0      | 0 | 7   |  |
| 1      | CJ Fredrick      | G 36:51 | 4-11  | 3-9  | 2-2   | 0   | 2   | 2   | 1  | 3  | 13  | 1        | 2  | 0     | 0  | 0  | 1  | 0  | 0  | 0      | 1 | 8   |  |
| 22     | Cason Wallace    | G 22:27 | 0-3   | 0-1  | 0-0   | 0   | 3   | 3   | 4  | 1  | 0   | 6        | 5  | 2     | 0  | 0  | 6  |    |    |        |   |     |  |
| 12     | Antonio Reeves   | G 20:12 | 4-10  | 2-6  | 8-8   | 0   | 4   | 4   | 3  | 7  | 18  | 1        | 4  | 0     | 0  | 0  | 13 |    |    |        |   |     |  |
| 3      | Adou Thiero      | G 12:37 | 0-3   | 0-0  | 4-4   | 0   | 0   | 0   | 3  | 3  | 4   | 0        | 2  | 2     | 0  | -1 |    |    |    |        |   |     |  |
| 55     | Lance Ware       | G 07:15 | 1-1   | 0-0  | 0-0   | 1   | 2   | 3   | 1  | 0  | 2   | 0        | 1  | 0     | 0  | -3 |    |    |    |        |   |     |  |
| 33     | Ugonna Oyeniso   | G 00:55 | 0-1   | 0-0  | 0-0   | 2   | 0   | 2   | 0  | 0  | 0   | 0        | 0  | 0     | 0  | 0  |    |    |    |        |   |     |  |
| Team   |                  |         |       |      |       | 3   | 1   | 4   |    |    | 0   |          |    |       |    |    |    |    |    |        |   |     |  |
| Totals |                  |         | 18-51 | 5-16 | 22-25 | 13  | 30  | 43  | 18 | 24 | 63  | 14       | 19 | 6     | 1  | 3  | 7  |    |    |        |   |     |  |

Technical Fouls: NONE

| Shooting By Period |             |
|--------------------|-------------|
| 1st FG%            | 11-30 36.7% |
| 3PT%               | 3-10 30.0%  |
| FT%                | 8-9 88.9%   |
| 2nd FG%            | 7-21 33.3%  |
| 3PT%               | 2-6 33.3%   |
| FT%                | 14-16 87.5% |
| GM FG%             | 18-51 35.3% |
| 3PT%               | 5-16 31.3%  |
| FT%                | 22-25 88.0% |

Dead Ball Rebounds: 0, 2

| NO.    | Name                | Min     | FG    |      |      | 3P  |     |     | FT |    |     | Rebounds |    | Fouls |    | TP  | AS | TO | ST | Blocks |   | +/- |
|--------|---------------------|---------|-------|------|------|-----|-----|-----|----|----|-----|----------|----|-------|----|-----|----|----|----|--------|---|-----|
|        |                     |         | M-A   | M-A  | M-A  | M-A | M-A | M-A | OR | DR | TOT | PF       | FD | BS    | BA |     |    |    |    |        |   |     |
| 2      | Julian Phillips     | F 17:58 | 1-2   | 0-0  | 0-0  | 1   | 2   | 3   | 4  | 1  | 2   | 0        | 2  | 0     | 2  | 0   | 0  | 1  | 0  | 0      | 0 | 8   |
| 13     | Oliver Nkamhoua     | F 13:31 | 1-3   | 0-1  | 0-1  | 0   | 2   | 3   | 1  | 2  | 1   | 2        | 1  | 0     | 0  | 0   | -9 |    |    |        |   |     |
| 33     | Uros Plavsic        | F 25:23 | 9-11  | 0-0  | 1-2  | 1   | 3   | 5   | 2  | 19 | 1   | 1        | 0  | 1     | 0  | 13  |    |    |    |        |   |     |
| 4      | Tyrreke Key         | G 31:27 | 2-6   | 1-4  | 2-2  | 0   | 1   | 1   | 2  | 4  | 7   | 2        | 0  | 1     | 0  | -10 |    |    |    |        |   |     |
| 25     | Santiago Vescovi    | G 32:19 | 4-13  | 1-6  | 4-5  | 0   | 1   | 3   | 7  | 13 | 1   | 1        | 4  | 0     | 1  | -1  |    |    |    |        |   |     |
| 0      | Jonas Aiboo         | G 13:58 | 0-1   | 0-0  | 0-0  | 0   | 4   | 4   | 0  | 0  | 1   | 1        | 1  | 0     | 0  | -15 |    |    |    |        |   |     |
| 5      | Zakai Zeigler       | G 27:07 | 3-12  | 0-0  | 0-0  | 0   | 0   | 0   | 2  | 1  | 6   | 7        | 2  | 1     | 0  | -8  |    |    |    |        |   |     |
| 30     | Josiah-Jordan James | G 23:38 | 2-8   | 1-6  | 0-0  | 0   | 5   | 5   | 4  | 2  | 1   | 1        | 0  | 0     | 0  | -5  |    |    |    |        |   |     |
| 15     | Jahmai Mashack      | G 04:45 | 0-0   | 0-0  | 0-0  | 0   | 1   | 1   | 0  | 0  | 0   | 0        | 0  | 0     | 0  | -8  |    |    |    |        |   |     |
| 11     | Tobe Awaka          | G 05:59 | 1-1   | 0-0  | 0-0  | 0   | 1   | 1   | 0  | 0  | 2   | 0        | 0  | 0     | 0  | -8  |    |    |    |        |   |     |
| Team   |                     |         |       |      |      | 1   | 1   | 2   |    |    | 0   |          |    |       |    |     |    |    |    |        |   |     |
| Totals |                     |         | 23-57 | 3-21 | 7-10 | 4   | 19  | 23  | 24 | 18 | 56  | 17       | 11 | 7     | 3  | 1   | -7 |    |    |        |   |     |

Technical Fouls: NONE

| Shooting By Period |             |
|--------------------|-------------|
| 1st FG%            | 11-25 44.0% |
| 3PT%               | 2-9 22.2%   |
| FT%                | 2-3 66.7%   |
| 2nd FG%            | 12-32 37.5% |
| 3PT%               | 1-12 8.3%   |
| FT%                | 5-7 71.4%   |
| GM FG%             | 23-57 40.4% |
| 3PT%               | 3-21 14.3%  |
| FT%                | 7-10 70.0%  |

Dead Ball Rebounds: 1, 4

| Biggest lead     | CATS                       |                           | TENN                      | Points from Turnovers | CATS |    | TENN | Period by Period Scoring |     |    |    |
|------------------|----------------------------|---------------------------|---------------------------|-----------------------|------|----|------|--------------------------|-----|----|----|
|                  | 9 (2 <sup>nd</sup> 18:04)  | 8 (1 <sup>st</sup> 17:25) | 8 (1 <sup>st</sup> 17:25) |                       | 11   | 18 | 1st  | 2nd                      | TOT |    |    |
| Best Scoring Run | 10 (1 <sup>st</sup> 12:23) |                           | 8 (1 <sup>st</sup> 17:25) | Paint                 | 18   |    | 36   | CATS                     | 33  | 30 | 63 |
| Lead Changes     | 13                         |                           |                           | Second Chance         | 12   |    | 4    | TENN                     | 26  | 30 | 56 |
| Times Tied       | 8                          |                           |                           | Fast Breaks           | 7    |    | 2    |                          |     |    |    |
| Time with Lead   | 25:37                      |                           | 11:38                     | Bench                 | 24   |    | 13   |                          |     |    |    |

## GAME 18 NR/RV KENTUCKY 85, GEORGIA 71



Official Basketball Box Score - Final  
**Georgia at Kentucky**  
01/17/23 Rupp Arena, Lexington  
2022-23 Men's Basketball

Game Time: 9:00 PM  
Game Duration: 2:11  
Attendance: 19,177

Officials: Joe Lindsay, Owen Short, Jeb Harnhes

| NO.    | Name                         | Min     | FG    |      |       | 3P  |     |     | FT |    |     | Rebounds |    | Fouls |    | TP  | AS  | TO | ST | Blocks |  | +/- |
|--------|------------------------------|---------|-------|------|-------|-----|-----|-----|----|----|-----|----------|----|-------|----|-----|-----|----|----|--------|--|-----|
|        |                              |         | M-A   | M-A  | M-A   | M-A | M-A | M-A | OR | DR | TOT | PF       | FD | BS    | BA |     |     |    |    |        |  |     |
| 12     | Matthew-Alexander Moncrieffe | F 25:23 | 3-5   | 0-0  | 0-0   | 1   | 4   | 5   | 4  | 1  | 6   | 0        | 2  | 0     | 1  | 1   | -20 |    |    |        |  |     |
| 23     | Braelen Bridges              | C 21:28 | 1-2   | 0-0  | 7-8   | 0   | 1   | 1   | 4  | 4  | 9   | 2        | 0  | 0     | 0  | 0   | 2   |    |    |        |  |     |
| 0      | Terry Roberts                | G 34:01 | 7-17  | 3-8  | 4-6   | 0   | 5   | 5   | 4  | 5  | 21  | 3        | 5  | 1     | 0  | -7  |     |    |    |        |  |     |
| 3      | Kario Oquendo                | G 30:51 | 7-13  | 1-4  | 3-6   | 0   | 3   | 3   | 0  | 4  | 18  | 0        | 0  | 0     | 0  | -14 |     |    |    |        |  |     |
| 18     | Mardex McBride               | G 07:36 | 0-0   | 0-0  | 0-2   | 0   | 1   | 1   | 1  | 2  | 0   | 0        | 0  | 0     | 0  | -6  |     |    |    |        |  |     |
| 5      | Frank Anselme                | F 15:52 | 0-0   | 0-0  | 0-0   | 1   | 2   | 3   | 2  | 2  | 0   | 0        | 0  | 2     | 0  | -9  |     |    |    |        |  |     |
| 11     | Justin Hill                  | F 17:11 | 2-6   | 1-2  | 0-0   | 0   | 4   | 4   | 0  | 5  | 2   | 3        | 0  | 0     | 1  | -7  |     |    |    |        |  |     |
| 1      | Jabri Abdur-Rahim            | G 25:39 | 3-6   | 1-4  | 2-2   | 0   | 2   | 2   | 3  | 1  | 9   | 0        | 0  | 0     | 0  | -10 |     |    |    |        |  |     |
| 4      | Jusum Holt                   | G 20:40 | 0-2   | 0-1  | 0-0   | 0   | 3   | 3   | 2  | 0  | 0   | 0        | 0  | 0     | 0  | -1  |     |    |    |        |  |     |
| 15     | Jaiyin Ingram                | G 02:59 | 1-1   | 1-1  | 0-0   | 0   | 0   | 0   | 0  | 3  | 0   | 0        | 0  | 0     | 0  | -2  |     |    |    |        |  |     |
| Team   |                              |         |       |      |       | 2   | 2   | 4   |    |    | 0   |          |    |       |    |     |     |    |    |        |  |     |
| Totals |                              |         | 24-52 | 7-20 | 16-24 | 4   | 27  | 31  | 23 | 19 | 71  | 7        | 11 | 3     | 1  | 5   | -14 |    |    |        |  |     |

Technical Fouls: NONE

| Shooting By Period |             |
|--------------------|-------------|
| 1st FG%            | 15-27 55.6% |
| 3PT%               | 4-11 36.4%  |
| FT%                | 8-9 88.9%   |
| 2nd FG%            | 9-25 36.0%  |
| 3PT%               | 3-9 33.3%   |
| FT%                | 8-15 53.3%  |
| GM FG%             | 24-52 46.2% |
| 3PT%               | 7-20 35.0%  |
| FT%                | 16-24 66.7% |

Dead Ball Rebounds: 3, 0

| NO.    | Name             | Min     | FG    |      |       | 3P  |     |     | FT |    |     | Rebounds |    | Fouls |    | TP | AS | TO | ST | Blocks |  | +/- |
|--------|------------------|---------|-------|------|-------|-----|-----|-----|----|----|-----|----------|----|-------|----|----|----|----|----|--------|--|-----|
|        |                  |         | M-A   | M-A  | M-A   | M-A | M-A | M-A | OR | DR | TOT | PF       | FD | BS    | BA |    |    |    |    |        |  |     |
| 0      | Jacob Toppin     | F 38:33 | 3-10  | 0-0  | 5-6   | 2   | 9   | 11  | 2  | 6  | 11  | 4        | 0  | 1     | 2  | 0  | 14 |    |    |        |  |     |
| 24     | Chris Livingston | F 15:50 | 1-4   | 0-1  | 2-2   | 0   | 1   | 1   | 0  | 1  | 4   | 2        | 1  | 1     | 1  | 0  | 9  |    |    |        |  |     |
| 34     | Oscar Tshiebwe   | F 38:39 | 12-20 | 0-0  | 10-18 | 11  | 13  | 24  | 3  | 12 | 37  | 1        | 0  | 3     | 1  | 15 |    |    |    |        |  |     |
| 1      | CJ Fredrick      | G 36:27 | 1-8   | 1-5  | 0-0   | 0   | 1   | 1   | 3  | 1  | 3   | 2        | 0  | 0     | 0  | 18 |    |    |    |        |  |     |
| 22     | Cason Wallace    | G 23:00 | 7-14  | 2-4  | 1-2   | 0   | 2   | 2   | 4  | 1  | 17  | 1        | 1  | 1     | 0  | 22 |    |    |    |        |  |     |
| 12     | Antonio Reeves   | G 26:12 | 4-11  | 1-5  | 2-2   | 0   | 1   | 1   | 4  | 1  | 11  | 2        | 1  | 0     | 0  | 3  |    |    |    |        |  |     |
| 2      | Sahvir Wheeler   | G 10:45 | 0-1   | 0-0  | 0-0   | 0   | 1   | 1   | 1  | 1  | 0   | 3        | 2  | 1     | 0  | -9 |    |    |    |        |  |     |
| 55     | Lance Ware       | G 01:27 | 0-0   | 0-0  | 0-0   | 0   | 0   | 0   | 0  | 0  | 0   | 0        | 0  | 0     | 0  | -1 |    |    |    |        |  |     |
| 3      | Adou Thiero      | G 02:46 | 0-0   | 0-0  | 0-0   | 0   | 0   | 0   | 0  | 2  | 0   | 0        | 0  | 1     | 0  | -1 |    |    |    |        |  |     |
| 33     | Ugonna Oyeniso   | G 01:21 | 1-1   | 0-0  | 0-0   | 0   | 0   | 0   | 0  | 0  | 2   | 0        | 0  | 0     | 0  | -1 |    |    |    |        |  |     |
| Team   |                  |         |       |      |       | 3   | 0   | 3   |    |    | 0   |          |    |       |    |    |    |    |    |        |  |     |
| Totals |                  |         | 29-66 | 4-15 | 23-30 | 16  | 28  | 44  | 19 | 23 | 85  | 15       | 7  | 9     | 5  | 1  | 14 |    |    |        |  |     |

Technical Fouls: Coach 2<sup>nd</sup> 6:30

| Shooting By Period |             |
|--------------------|-------------|
| 1st FG%            | 11-33 33.3% |
| 3PT%               | 2-7 28.6%   |
| FT%                | 10-11 90.9% |
| 2nd FG%            | 18-33 54.5% |
| 3PT%               | 2-8 25.0%   |
| FT%                | 13-19 68.4% |
| GM FG%             | 29-66 43.9% |
| 3PT%               | 4-15 26.7%  |
| FT%                | 23-30 76.7% |

Dead Ball Rebounds: 1, 1

| Biggest lead | UGA                       |                           | UKY | Points from Turnovers | UGA |  | UKY | Period by Period Scoring |  |  |
|--------------|---------------------------|---------------------------|-----|-----------------------|-----|--|-----|--------------------------|--|--|
|              | 11 (1 <sup>st</sup> 3:39) | 14 (2 <sup>nd</sup> 0:27) | 12  |                       |     |  |     |                          |  |  |



# BOX SCORES

## GAME 21

# 9/9 KANSAS 77, RV/RV KENTUCKY 68



Official Basketball Box Score - Final  
**Kansas at Kentucky**  
 01/28/23 Rupp Arena, Lexington  
 2022-23 Men's Basketball

Game Time: 8:00 PM  
 Game Duration: 2:05  
 Attendance: 20,418

Officials: Terry Oglesby, Pat Adams, Steven Anderson

Kansas - 77

Record: 17-4

| NO. Name           | Min     | FG    |      | 3P   |         | FT       |         | Rebounds |       | Fouls |    | TP | AS | TO | ST | Blocks |    | +/- |
|--------------------|---------|-------|------|------|---------|----------|---------|----------|-------|-------|----|----|----|----|----|--------|----|-----|
|                    |         | M-A   | M-A  | M-A  | M-A     | OR       | DR      | OR       | DR    | PF    | FD |    |    |    |    | BS     | BA |     |
| 10 Jalen Wilson    | F 38:43 | 9-18  | 2-3  | 2-2  | 1 7 8   | 1 4      | 22      | 2 1 2    | 0 1 5 |       |    |    |    |    |    |        |    |     |
| 24 KJ Adams, Jr.   | F 24:36 | 8-10  | 0-0  | 1-1  | 1 1 2   | 4 2 17   | 3 1 2   | 0 0 6    |       |       |    |    |    |    |    |        |    |     |
| 3 Dajuan Harris    | G 37:24 | 3-8   | 2-4  | 0-0  | 0 1 1   | 2 0 8    | 8 2 2   | 0 0 0    |       |       |    |    |    |    |    |        |    |     |
| 4 Gradey Dick      | G 33:10 | 4-11  | 1-5  | 4-4  | 0 5 5   | 2 4 13   | 2 3 2   | 0 1 10   |       |       |    |    |    |    |    |        |    |     |
| 15 Kevin McCullar  | G 33:56 | 4-10  | 1-2  | 2-3  | 3 9 12  | 3 4 11   | 2 2 2   | 1 1 10   |       |       |    |    |    |    |    |        |    |     |
| 1 Joseph Yesufu    | F 02:52 | 0-1   | 0-0  | 0-0  | 0 0 0   | 0 0 0    | 0 0 0   | 0 0 0    |       |       |    |    |    |    |    |        |    |     |
| 35 Zubey Ejiofor   | G 03:38 | 1-1   | 0-0  | 0-0  | 1 0 1   | 2 0 2    | 0 0 0   | 0 0 0    |       |       |    |    |    |    |    |        |    |     |
| 0 Bobby Pettiford  | 08:56   | 0-0   | 0-0  | 0-0  | 0 0 0   | 1 0 1    | 1 0 0   | 0 0 0    |       |       |    |    |    |    |    |        |    |     |
| 23 Ernest Udeh Jr. | 11:46   | 2-2   | 0-0  | 0-0  | 0 2 2   | 2 0 4    | 0 0 0   | 1 0 0    |       |       |    |    |    |    |    |        |    |     |
| 11 MJ Rice         | 04:59   | 0-2   | 0-1  | 0-0  | 0 0 0   | 1 0 1    | 0 0 0   | 1 0 4    |       |       |    |    |    |    |    |        |    |     |
| Team               |         |       |      |      | 2 1 3   | 0 0 0    | 0 0 0   |          |       |       |    |    |    |    |    |        |    |     |
| Totals             |         | 31-63 | 6-16 | 9-10 | 8 26 34 | 18 14 77 | 18 10 9 | 2 3 9    |       |       |    |    |    |    |    |        |    |     |

Technical Fouls: NONE

| Shooting By Period |       |       |
|--------------------|-------|-------|
| 1st FG%            | 17-35 | 48.6% |
| 3PT%               | 2-7   | 28.6% |
| FT%                | 5-5   | 100%  |
| 2nd FG%            | 14-28 | 50.0% |
| 3PT%               | 4-9   | 44.4% |
| FT%                | 4-5   | 80%   |
| GM FG%             | 31-63 | 49.2% |
| 3PT%               | 6-16  | 37.5% |
| FT%                | 9-10  | 90.0% |

Dead Ball Rebounds: 0.0

Kentucky - 68

Record: 14-7

| NO. Name            | Min     | FG    |      | 3P    |         | FT       |         | Rebounds |    | Fouls |    | TP | AS | TO | ST | Blocks |    | +/- |
|---------------------|---------|-------|------|-------|---------|----------|---------|----------|----|-------|----|----|----|----|----|--------|----|-----|
|                     |         | M-A   | M-A  | M-A   | M-A     | OR       | DR      | OR       | DR | PF    | FD |    |    |    |    | BS     | BA |     |
| 0 Jacob Toppin      | F 31:45 | 6-11  | 0-1  | 2-4   | 0 4 4   | 4 2 14   | 2 1 0   | 0 0 0    | -7 |       |    |    |    |    |    |        |    |     |
| 24 Chris Livingston | F 17:20 | 4-5   | 0-0  | 0-0   | 0 2 2   | 1 0 8    | 0 1 0   | 1 0 0    | -7 |       |    |    |    |    |    |        |    |     |
| 34 Oscar Tshiebwé   | F 34:05 | 6-9   | 0-0  | 6-8   | 2 7 9   | 3 6 18   | 4 3 1   | 1 0 0    | -1 |       |    |    |    |    |    |        |    |     |
| 1 CJ Fredrick       | G 29:09 | 1-8   | 0-5  | 0-0   | 0 0 0   | 0 1 2    | 2 2 1   | 0 1 0    | -1 |       |    |    |    |    |    |        |    |     |
| 22 Cason Wallace    | G 37:15 | 4-7   | 2-3  | 4-5   | 0 6 6   | 3 5 14   | 5 2 5   | 1 0 0    | -8 |       |    |    |    |    |    |        |    |     |
| 12 Antonio Reeves   | 30:02   | 3-9   | 0-3  | 4-4   | 0 2 2   | 2 2 10   | 3 1 0   | 0 0 0    | -7 |       |    |    |    |    |    |        |    |     |
| 2 Sahvir Wheeler    | 14:29   | 1-2   | 0-0  | 0-1   | 1 1 2   | 2 0 0    | 0 0 0   | 0 0 0    | -7 |       |    |    |    |    |    |        |    |     |
| 55 Lance Ware       | 05:55   | 0-0   | 0-0  | 0-2   | 0 2 2   | 0 1 0    | 0 0 0   | 0 0 0    | -3 |       |    |    |    |    |    |        |    |     |
| Team                |         |       |      |       | 2 1 3   | 0 0 0    | 0 1 1   |          |    |       |    |    |    |    |    |        |    |     |
| Totals              |         | 25-51 | 2-13 | 16-23 | 4 25 29 | 14 18 68 | 16 11 7 | 3 2 9    |    |       |    |    |    |    |    |        |    |     |

Technical Fouls: NONE

| Shooting By Period |       |       |
|--------------------|-------|-------|
| 1st FG%            | 15-27 | 55.6% |
| 3PT%               | 0-6   | 0.0%  |
| FT%                | 4-11  | 36.4% |
| 2nd FG%            | 10-24 | 41.7% |
| 3PT%               | 2-7   | 28.6% |
| FT%                | 12-12 | 100%  |
| GM FG%             | 25-51 | 49.0% |
| 3PT%               | 2-13  | 15.4% |
| FT%                | 16-23 | 69.6% |

Dead Ball Rebounds: 3.0

|                  | KAN          | UKY           |
|------------------|--------------|---------------|
| Biggest lead     | 9 (1st 2:31) | 5 (1st 16:03) |
| Best Scoring Run | 6 (1st 3:42) | 5 (1st 16:03) |
| Lead Changes     | 5            |               |
| Times Tied       | 3            |               |
| Time with Lead   | 30:11        | 08:24         |

| Points from   | KAN |     | UKY |     |
|---------------|-----|-----|-----|-----|
|               | 1st | 2nd | TOT | TOT |
| Turnovers     | 10  | 9   |     |     |
| Paint         | 40  | 38  |     |     |
| Second Chance | 11  | 0   |     |     |
| Fast Breaks   | 4   | 10  |     |     |
| Bench         | 6   | 12  |     |     |

| Period by Period Scoring | KAN |     | UKY |     |
|--------------------------|-----|-----|-----|-----|
|                          | 1st | 2nd | TOT | TOT |
|                          | 41  | 36  | 77  |     |
|                          | 34  | 34  | 68  |     |

## GAME 22

KENTUCKY 75, OLE MISS 66



Official Basketball Box Score - Final  
**Kentucky at Ole Miss**  
 01/31/23 The Sandy and John Black Pavilion at Ole Miss, Oxford, Miss.  
 2022-23 Men's Basketball

Game Time: 8:00 PM  
 Game Duration: 2:04

Officials: Doug Shows, K.B. Burdett Jr., Byron Jarrett

Kentucky - 75

Record: 15-7 (6-3)

| NO. Name            | Min     | FG    |      | 3P    |         | FT       |        | Rebounds |     | Fouls |    | TP | AS | TO | ST | Blocks |    | +/- |
|---------------------|---------|-------|------|-------|---------|----------|--------|----------|-----|-------|----|----|----|----|----|--------|----|-----|
|                     |         | M-A   | M-A  | M-A   | M-A     | OR       | DR     | OR       | DR  | PF    | FD |    |    |    |    | BS     | BA |     |
| 0 Jacob Toppin      | F 35:57 | 7-14  | 0-2  | 4-4   | 1 2 3   | 2 3 18   | 4 2 0  | 0 0 8    |     |       |    |    |    |    |    |        |    |     |
| 24 Chris Livingston | F 30:43 | 3-5   | 0-1  | 0-0   | 3 4 7   | 5 0 6    | 1 0 0  | 0 0 16   |     |       |    |    |    |    |    |        |    |     |
| 34 Oscar Tshiebwé   | F 38:02 | 4-10  | 0-1  | 6-7   | 2 9 11  | 2 6 14   | 0 1 3  | 0 1 9    |     |       |    |    |    |    |    |        |    |     |
| 1 CJ Fredrick       | G 19:50 | 0-2   | 0-1  | 0-0   | 0 0 0   | 3 0 0    | 0 1 0  | 0 0 0    | -10 |       |    |    |    |    |    |        |    |     |
| 2 Sahvir Wheeler    | G 33:34 | 2-8   | 0-0  | 0-0   | 0 4 4   | 1 0 4    | 9 1 0  | 0 0 0    | -12 |       |    |    |    |    |    |        |    |     |
| 12 Antonio Reeves   | 31:29   | 8-12  | 6-7  | 5-5   | 0 3 3   | 1 5 27   | 1 4 2  | 0 0 0    | -12 |       |    |    |    |    |    |        |    |     |
| 3 Adou Thiaro       | 06:26   | 0-0   | 0-0  | 2-4   | 0 1 1   | 0 2 2    | 1 0 0  | 1 0 0    | -3  |       |    |    |    |    |    |        |    |     |
| 55 Lance Ware       | 02:01   | 0-0   | 0-0  | 0-0   | 0 0 0   | 0 0 0    | 0 0 0  | 0 0 0    | 1   |       |    |    |    |    |    |        |    |     |
| 4 Daimion Collins   | 01:58   | 1-1   | 0-0  | 2-3   | 1 0 1   | 0 2 4    | 0 0 0  | 0 0 0    |     |       |    |    |    |    |    |        |    |     |
| Team                |         |       |      |       | 2 1 3   | 0 0 0    | 0 1 1  |          |     |       |    |    |    |    |    |        |    |     |
| Totals              |         | 25-52 | 6-12 | 19-23 | 9 24 33 | 14 18 75 | 17 9 5 | 1 1 9    |     |       |    |    |    |    |    |        |    |     |

Technical Fouls: NONE

| Shooting By Period |       |       |
|--------------------|-------|-------|
| 1st FG%            | 11-25 | 44.0% |
| 3PT%               | 3-6   | 50.0% |
| FT%                | 7-11  | 63.6% |
| 2nd FG%            | 14-27 | 51.9% |
| 3PT%               | 3-6   | 50.0% |
| FT%                | 12-12 | 100%  |
| GM FG%             | 25-52 | 48.1% |
| 3PT%               | 6-12  | 50.0% |
| FT%                | 19-23 | 82.6% |

Dead Ball Rebounds: 3.1

Ole Miss - 66

Record: 9-13 (1-8)

| NO. Name             | Min     | FG    |      | 3P   |          | FT       |        | Rebounds |     | Fouls |    | TP | AS | TO | ST | Blocks |    | +/- |
|----------------------|---------|-------|------|------|----------|----------|--------|----------|-----|-------|----|----|----|----|----|--------|----|-----|
|                      |         | M-A   | M-A  | M-A  | M-A      | OR       | DR     | OR       | DR  | PF    | FD |    |    |    |    | BS     | BA |     |
| 3 Myles Burns        | F 34:02 | 3-6   | 0-2  | 1-1  | 3 5 8    | 2 3 7    | 3 0 2  | 0 0 2    |     |       |    |    |    |    |    |        |    |     |
| 4 Jaemyn Brakefield  | F 30:01 | 3-7   | 0-3  | 2-2  | 1 6 7    | 4 5 8    | 4 2 0  | 0 0 0    | -7  |       |    |    |    |    |    |        |    |     |
| 21 Robert Allen      | F 22:47 | 3-7   | 0-1  | 2-2  | 2 1 3    | 3 1 8    | 4 1 1  | 1 0 0    | -1  |       |    |    |    |    |    |        |    |     |
| 1 Amaree Abram       | G 36:06 | 7-15  | 3-6  | 0-0  | 1 1 2    | 2 0 17   | 3 1 0  | 0 1 0    | -5  |       |    |    |    |    |    |        |    |     |
| 2 TJ Caldwell        | G 32:40 | 4-13  | 1-6  | 3-4  | 0 3 3    | 1 3 12   | 2 2 0  | 0 0 0    | -7  |       |    |    |    |    |    |        |    |     |
| 00 Jayveous McKinnis | 18:34   | 5-6   | 0-0  | 0-1  | 1 2 3    | 3 1 10   | 0 0 0  | 0 0 0    | -12 |       |    |    |    |    |    |        |    |     |
| 5 James White        | 14:41   | 1-4   | 0-1  | 0-0  | 0 1 1    | 1 1 2    | 1 0 0  | 1 0 0    | -15 |       |    |    |    |    |    |        |    |     |
| 14 Tye Fagan         | 03:36   | 0-1   | 0-0  | 0-0  | 0 0 0    | 0 0 0    | 0 1 1  | 0 0 0    | -4  |       |    |    |    |    |    |        |    |     |
| 10 Theo Akwuba       | 07:33   | 1-2   | 0-0  | 0-0  | 0 0 0    | 2 0 2    | 2 0 0  | 0 0 0    | 4   |       |    |    |    |    |    |        |    |     |
| Team                 |         |       |      |      | 2 0 2    | 0 0 0    | 0 1 1  |          |     |       |    |    |    |    |    |        |    |     |
| Totals               |         | 27-61 | 4-19 | 8-10 | 10 19 29 | 18 14 66 | 18 8 4 | 1 1 9    |     |       |    |    |    |    |    |        |    |     |

Technical Fouls: NONE

|                  | UK             | OM            |
|------------------|----------------|---------------|
| Biggest lead     | 14 (2nd 4:32)  | 7 (1st 14:50) |
| Best Scoring Run | 10 (1st 11:56) | 7 (1st 14:50) |
| Lead Changes     | 4              |               |
| Times Tied       | 7              |               |
| Time with Lead   | 29:14          | 05:44         |

| Points from   | UK  |     | OM  |     |
|---------------|-----|-----|-----|-----|
|               | 1st | 2nd | TOT | TOT |
| Turnovers     | 10  | 11  |     |     |
| Paint         | 30  | 32  |     |     |
| Second Chance | 9   | 15  |     |     |
| Fast Breaks   | 8   | 5   |     |     |
| Bench         | 33  | 14  |     |     |

## GAME 23

KENTUCKY 72, FLORIDA 67



Official Basketball Box Score - Final  
**Florida at Kentucky**  
 02/04/23 Rupp Arena, Lexington  
 2022-23 Men's Basketball

Game Time: 8:30 PM  
 Game Duration: 2:05  
 Attendance: 20,315

Officials: Anthony Jordan, Todd Austin, Olands Poole

Florida - 67

Record: 13-10 (6-4)

| NO. Name | Min | FG  |     | 3P  |     | FT |    | Rebounds |  | Fouls |  | TP | AS | TO | ST | Blocks |  | +/- |
|----------|-----|-----|-----|-----|-----|----|----|----------|--|-------|--|----|----|----|----|--------|--|-----|
|          |     | M-A | M-A | M-A | M-A | OR | DR | OR       |  |       |  |    |    |    |    |        |  |     |

THE STAT CREW SYSTEM  
 Kentucky Combined Team Statistics (as of Feb 04, 2023)  
 All games

| RECORD:        | OVERALL | HOME | AWAY | NEUTRAL |
|----------------|---------|------|------|---------|
| ALL GAMES      | 16-7    | 12-2 | 3-3  | 1-2     |
| CONFERENCE     | 7-3     | 4-1  | 3-2  | 0-0     |
| NON-CONFERENCE | 9-4     | 8-1  | 0-1  | 1-2     |

| #              | Player           | gp-gs | min  | avg      | Total   |      | 3-Point |      | F-Throw |      | Rebounds |     |     |      | pf  | dq | a   | to  | blk | stl | pts  | avg  |  |  |    |
|----------------|------------------|-------|------|----------|---------|------|---------|------|---------|------|----------|-----|-----|------|-----|----|-----|-----|-----|-----|------|------|--|--|----|
|                |                  |       |      |          | fg-fga  | fg%  | 3fg-fga | 3fg% | ft-fa   | ft%  | off      | def | tot | avg  |     |    |     |     |     |     |      |      |  |  |    |
| 34             | Oscar Tshiebwe   | 21-19 | 695  | 33.1     | 127-229 | .555 | 0-1     | .000 | 80-116  | .690 | 113      | 173 | 286 | 13.6 | 61  | 2  | 31  | 38  | 19  | 33  | 334  | 15.9 |  |  |    |
| 12             | Antonio Reeves   | 23-5  | 564  | 24.5     | 101-236 | .428 | 52-126  | .413 | 44-53   | .830 | 11       | 38  | 49  | 2.1  | 35  | 0  | 27  | 31  | 5   | 8   | 298  | 13.0 |  |  |    |
| 22             | Cason Wallace    | 22-22 | 679  | 30.9     | 96-201  | .478 | 39-95   | .411 | 27-40   | .675 | 22       | 57  | 79  | 3.6  | 55  | 0  | 78  | 41  | 11  | 44  | 258  | 11.7 |  |  |    |
| 00             | Jacob Toppin     | 22-20 | 645  | 29.3     | 103-227 | .454 | 7-31    | .226 | 45-68   | .662 | 43       | 99  | 142 | 6.5  | 43  | 0  | 46  | 27  | 13  | 10  | 258  | 11.7 |  |  |    |
| 02             | Sahvir Wheeler   | 21-14 | 601  | 28.6     | 65-156  | .417 | 15-41   | .366 | 16-30   | .533 | 5        | 43  | 48  | 2.3  | 39  | 1  | 117 | 39  | 2   | 19  | 161  | 7.7  |  |  |    |
| 01             | CJ Fredrick      | 20-12 | 489  | 24.5     | 51-135  | .378 | 32-94   | .340 | 19-21   | .905 | 6        | 13  | 19  | 1.0  | 22  | 0  | 33  | 12  | 0   | 11  | 153  | 7.7  |  |  |    |
| 24             | Chris Livingston | 23-16 | 391  | 17.0     | 44-100  | .440 | 11-32   | .344 | 23-26   | .885 | 18       | 48  | 66  | 2.9  | 32  | 1  | 11  | 18  | 6   | 9   | 122  | 5.3  |  |  |    |
| 33             | Ugonna Onyenso   | 15-0  | 109  | 7.3      | 18-32   | .563 | 0-0     | .000 | 4-7     | .571 | 18       | 24  | 42  | 2.8  | 8   | 0  | 2   | 4   | 16  | 2   | 40   | 2.7  |  |  |    |
| 03             | Adou Thiero      | 10-0  | 101  | 10.1     | 4-13    | .308 | 2-5     | .400 | 16-22   | .727 | 6        | 14  | 20  | 2.0  | 14  | 0  | 5   | 6   | 4   | 6   | 26   | 2.6  |  |  |    |
| 55             | Lance Ware       | 19-6  | 214  | 11.3     | 20-32   | .625 | 0-0     | .000 | 6-19    | .316 | 17       | 26  | 43  | 2.3  | 25  | 0  | 15  | 13  | 9   | 8   | 46   | 2.4  |  |  |    |
| 04             | Daimion Collins  | 14-1  | 144  | 10.3     | 10-29   | .345 | 0-3     | .000 | 10-16   | .625 | 10       | 23  | 33  | 2.4  | 17  | 0  | 2   | 14  | 9   | 5   | 30   | 2.1  |  |  |    |
| 14             | Brennan Canada   | 3-0   | 6    | 2.0      | 1-3     | .333 | 1-3     | .333 | 0-0     | .000 | 0        | 1   | 1   | 0.3  | 0   | 0  | 0   | 0   | 0   | 0   | 3    | 1.0  |  |  |    |
| 21             | Walker Horn      | 3-0   | 6    | 2.0      | 0-1     | .000 | 0-1     | .000 | 0-0     | .000 | 0        | 1   | 1   | 0.3  | 1   | 0  | 1   | 3   | 0   | 0   | 0    | 0.0  |  |  |    |
| 25             | Kareem Watkins   | 3-0   | 6    | 2.0      | 0-0     | .000 | 0-0     | .000 | 0-0     | .000 | 0        | 0   | 0   | 0.0  | 0   | 0  | 1   | 1   | 0   | 0   | 0    | 0.0  |  |  |    |
| Team           |                  |       |      |          |         |      |         |      |         |      | 36       | 22  | 58  |      |     |    |     |     |     |     |      |      |  |  | 14 |
| Total.....     |                  | 23    | 4650 | 640-1394 |         | .459 | 159-432 | .368 | 290-418 | .694 | 305      | 582 | 887 | 38.6 | 352 | 4  | 369 | 261 | 94  | 155 | 1729 | 75.2 |  |  |    |
| Opponents..... |                  | 23    | 4650 | 559-1312 |         | .426 | 150-453 | .331 | 269-357 | .754 | 201      | 508 | 709 | 30.8 | 374 | 5  | 265 | 275 | 47  | 130 | 1537 | 66.8 |  |  |    |

| TEAM STATISTICS        | UK       | OPP      | Date       | Opponent           | Score     | Att.  |
|------------------------|----------|----------|------------|--------------------|-----------|-------|
| SCORING                | 1729     | 1537     | 11/07/22   | HOWARD             | W 95-63   | 18750 |
| Points per game        | 75.2     | 66.8     | 1 11/11/22 | DUQUESNE           | W 77-52   | 20014 |
| Scoring margin         | +8.3     | -        | 2 11/15/22 | vs Michigan St.    | Lo2 77-86 | 15828 |
| FIELD GOALS-ATT        | 640-1394 | 559-1312 | 1 11/17/22 | SOUTH CAROLINA ST. | W 106-63  | 18885 |
| Field goal pct         | .459     | .426     | 11/20/22   | at #2/2 Gonzaga    | L 72-88   | 12333 |
| 3 POINT FG-ATT         | 159-432  | 150-453  | 1 11/23/22 | NORTH FLORIDA      | W 96-56   | 19763 |
| 3-point FG pct         | .368     | .331     | 11/29/22   | BELLARMINE         | W 60-41   | 19092 |
| 3-pt FG made per game  | 6.9      | 6.5      | 3 12/04/22 | vs RV/RV Michigan  | W 73-69   | 8242  |
| FREE THROWS-ATT        | 290-418  | 269-357  | 12/10/22   | YALE               | W 69-59   | 20264 |
| Free throw pct         | .694     | .754     | 4 12/17/22 | vs #16/14 UCLA     | L 53-63   | 20261 |
| F-Throws made per game | 12.6     | 11.7     | 5 12/21/22 | FLORIDA A&M        | W 88-68   | 20226 |
| REBOUNDS               | 887      | 709      | * 12/28/22 | at RV/RV Missouri  | L 75-89   | 15061 |
| Rebounds per game      | 38.6     | 30.8     | 12/31/22   | LOUISVILLE         | W 86-63   | 20934 |
| Rebounding margin      | +7.7     | -        | * 01/03/23 | RV/RV LSU          | W 74-71   | 19610 |
| ASSISTS                | 369      | 265      | * 01/07/23 | at #7/7 Alabama    | L 52-78   | 13474 |
| Assists per game       | 16.0     | 11.5     | * 01/10/23 | SOUTH CAROLINA     | L 68-71   | 19393 |
| TURNOVERS              | 261      | 275      | * 01/14/23 | at #5/5 Tennessee  | W 63-56   | 21678 |
| Turnovers per game     | 11.3     | 12.0     | * 01/17/23 | GEORGIA            | W 85-71   | 19171 |
| Turnover margin        | +0.6     | -        | * 01/21/23 | RV/RV TEXAS A&M    | W 76-67   | 20017 |
| Assist/turnover ratio  | 1.4      | 1.0      | * 01/24/23 | at Vanderbilt      | W 69-53   | 10238 |
| STEALS                 | 155      | 130      | 6 01/28/23 | #9/9 KANSAS        | L 68-77   | 20418 |
| Steals per game        | 6.7      | 5.7      | * 01/31/23 | at Ole Miss        | W 75-66   | 0     |
| BLOCKS                 | 94       | 47       | * 02/04/23 | FLORIDA            | W 72-67   | 20315 |
| Blocks per game        | 4.1      | 2.0      |            |                    |           |       |
| ATTENDANCE             | 276852   | 117115   |            |                    |           |       |
| Home games-Avg/Game    | 14-19775 | 6-12131  |            |                    |           |       |
| Neutral site-Avg/Game  | -        | 3-14777  |            |                    |           |       |

1 = Tribute Classic (Rupp Arena | Lexington, Ky.)  
 2 = Champions Classic (Gainbridge Fieldhouse | Indianapolis)  
 3 = London Showcase (O2 Arena | London, England)  
 4 = CBS Sports Classic (Madison Square Garden | New York)  
 5 = Unity Series (Rupp Arena | Lexington, Ky.)  
 6 = SEC/Big 12 Challenge (Rupp Arena | Lexington, Ky.)  
 \* = Conference game

| Score by Periods | 1st | 2nd | OT | OT2 | Totals |
|------------------|-----|-----|----|-----|--------|
| Kentucky         | 813 | 901 | 9  | 6   | 1729   |
| Opponents        | 737 | 776 | 9  | 15  | 1537   |

THE STAT CREW SYSTEM  
 Kentucky Combined Team Statistics (as of Feb 04, 2023)  
 Conference games only

| RECORD:        | OVERALL | HOME | AWAY | NEUTRAL |
|----------------|---------|------|------|---------|
| ALL GAMES      | 7-3     | 4-1  | 3-2  | 0-0     |
| CONFERENCE     | 7-3     | 4-1  | 3-2  | 0-0     |
| NON-CONFERENCE | 0-0     | 0-0  | 0-0  | 0-0     |

| #              | Player           | gp-gs | min  | avg  | Total   |      | 3-Point |      | F-Throw |       | Rebounds |     |     |      | pf  | dq | a   | to  | blk | stl | pts | avg  |  |   |
|----------------|------------------|-------|------|------|---------|------|---------|------|---------|-------|----------|-----|-----|------|-----|----|-----|-----|-----|-----|-----|------|--|---|
|                |                  |       |      |      | fg-fga  | fg%  | 3fg-fga | 3fg% | ft-fa   | ft%   | off      | def | tot | avg  |     |    |     |     |     |     |     |      |  |   |
| 34             | Oscar Tshiebwe   | 10-10 | 357  | 35.7 | 54-106  | .509 | 0-1     | .000 | 49-70   | .700  | 58       | 88  | 146 | 14.6 | 31  | 1  | 10  | 14  | 4   | 15  | 157 | 15.7 |  |   |
| 12             | Antonio Reeves   | 10-0  | 241  | 24.1 | 49-102  | .480 | 21-50   | .420 | 23-26   | .885  | 4        | 15  | 19  | 1.9  | 18  | 0  | 7   | 16  | 2   | 4   | 142 | 14.2 |  |   |
| 00             | Jacob Toppin     | 9-8   | 281  | 31.2 | 42-89   | .472 | 4-9     | .444 | 16-22   | .727  | 15       | 44  | 59  | 6.6  | 15  | 0  | 23  | 12  | 9   | 4   | 104 | 11.6 |  |   |
| 22             | Cason Wallace    | 9-9   | 249  | 27.7 | 38-90   | .422 | 13-44   | .295 | 8-9     | .889  | 5        | 20  | 25  | 2.8  | 24  | 0  | 23  | 17  | 7   | 9   | 97  | 10.8 |  |   |
| 01             | CJ Fredrick      | 8-6   | 225  | 28.1 | 22-61   | .361 | 13-41   | .317 | 7-7     | 1.000 | 3        | 7   | 10  | 1.3  | 10  | 0  | 13  | 6   | 0   | 3   | 64  | 8.0  |  |   |
| 02             | Sahvir Wheeler   | 9-5   | 251  | 27.9 | 29-68   | .426 | 5-13    | .385 | 1-6     | .167  | 2        | 17  | 19  | 2.1  | 20  | 1  | 45  | 13  | 0   | 7   | 64  | 7.1  |  |   |
| 24             | Chris Livingston | 10-10 | 189  | 18.9 | 15-44   | .341 | 3-13    | .231 | 8-8     | 1.000 | 11       | 18  | 29  | 2.9  | 17  | 1  | 5   | 8   | 3   | 3   | 41  | 4.1  |  |   |
| 04             | Daimion Collins  | 5-1   | 51   | 10.2 | 5-11    | .455 | 0-0     | .000 | 5-8     | .625  | 5        | 4   | 9   | 1.8  | 4   | 0  | 1   | 2   | 5   | 3   | 15  | 3.0  |  |   |
| 03             | Adou Thiero      | 5-0   | 57   | 11.4 | 1-6     | .167 | 1-2     | .500 | 8-11    | .727  | 3        | 6   | 9   | 1.8  | 9   | 0  | 3   | 3   | 2   | 5   | 11  | 2.2  |  |   |
| 55             | Lance Ware       | 8-1   | 84   | 10.5 | 6-11    | .545 | 0-0     | .000 | 0-3     | .000  | 6        | 11  | 17  | 2.1  | 7   | 0  | 6   | 4   | 1   | 0   | 12  | 1.5  |  |   |
| 33             | Ugonna Onyenso   | 4-0   | 15   | 3.8  | 1-5     | .200 | 0-0     | .000 | 0-0     | .000  | 3        | 3   | 6   | 1.5  | 1   | 0  | 0   | 1   | 1   | 0   | 2   | 0.5  |  |   |
| Team           |                  |       |      |      |         |      |         |      |         |       | 18       | 8   | 26  |      |     |    |     |     |     |     |     |      |  | 7 |
| Total.....     |                  | 10    | 2000 |      | 262-593 | .442 | 60-173  | .347 | 125-170 | .735  | 133      | 241 | 374 | 37.4 | 156 | 3  | 136 | 103 | 34  | 53  | 709 | 70.9 |  |   |
| Opponents..... |                  | 10    | 2000 |      | 246-549 | .448 | 69-204  | .338 | 128-160 | .800  | 75       | 216 | 291 | 29.1 | 163 | 3  | 125 | 100 | 22  | 53  | 689 | 68.9 |  |   |

| TEAM STATISTICS        | UK      | OPP     | Date   | Opponent          | Score   | Att.  |
|------------------------|---------|---------|--|-------------------|---------|-------|
| SCORING                | 709     | 689     | * 12/28/22   | at RV/RV Missouri | L 75-89 | 15061 |
| Points per game        | 70.9    | 68.9    | * 01/03/23   | RV/RV LSU         | w 74-71 | 19610 |
| Scoring margin         | +2.0    | -       | * 01/07/23   | at #7/7 Alabama   | L 52-78 | 13474 |
| FIELD GOALS-ATT        | 262-593 | 246-549 | * 01/10/23   | SOUTH CAROLINA    | L 68-71 | 19393 |
| Field goal pct         | .442    | .448    | * 01/14/23   | at #5/5 Tennessee | w 63-56 | 21678 |
| 3 POINT FG-ATT         | 60-173  | 69-204  | * 01/17/23   | GEORGIA           | w 85-71 | 19171 |
| 3-point FG pct         | .347    | .338    | * 01/21/23   | RV/RV TEXAS A&M   | w 76-67 | 20017 |
| 3-pt FG made per game  | 6.0     | 6.9     | * 01/24/23   | at Vanderbilt     | w 69-53 | 10238 |
| FREE THROWS-ATT        | 125-170 | 128-160 | * 01/31/23   | at Ole Miss       | w 75-66 | 0     |
| Free throw pct         | .735    | .800    | * 02/04/23   | FLORIDA           | w 72-67 | 20315 |
| F-Throws made per game | 12.5    | 12.8    |  |                   |         |       |
| REBOUNDS               | 374     | 291     | 1 = Tribute Classic (Rupp Arena   Lexington, Ky.)            |                   |         |       |
| Rebounds per game      | 37.4    | 29.1    | 2 = Champions Classic (Gainbridge Fieldhouse   Indianapolis) |                   |         |       |
| Rebounding margin      | +8.3    | -       | 3 = London Showcase (O2 Arena   London, England)             |                   |         |       |
| ASSISTS                | 136     | 125     | 4 = CBS Sports Classic (Madison Square Garden   New York)    |                   |         |       |
| Assists per game       | 13.6    | 12.5    | 5 = Unity Series (Rupp Arena   Lexington, Ky.)               |                   |         |       |
| TURNOVERS              | 103     | 100     | 6 = SEC/Big 12 Challenge (Rupp Arena   Lexington, Ky.)       |                   |         |       |
| Turnovers per game     | 10.3    | 10.0    | * = Conference game  |                   |         |       |
| Turnover margin        | -0.3    | -       |  |                   |         |       |
| Assist/turnover ratio  | 1.3     | 1.3     |  |                   |         |       |
| STEALS                 | 53      | 53      |  |                   |         |       |
| Steals per game        | 5.3     | 5.3     |  |                   |         |       |
| BLOCKS                 | 34      | 22      |  |                   |         |       |
| Blocks per game        | 3.4     | 2.2     |  |                   |         |       |
| ATTENDANCE             | 98506   | 60451   |  |                   |         |       |
| Home games-Avg/Game    | 5-19701 | 5-12090 |  |                   |         |       |
| Neutral site-Avg/Game  | -       | 0-0     |  |                   |         |       |

| Score by Periods | 1st | 2nd | Totals |
|------------------|-----|-----|--------|
| Kentucky         | 325 | 384 | 709    |
| Opponents        | 337 | 352 | 689    |

THE STAT CREW SYSTEM  
 Kentucky Combined Team Statistics (as of Feb 04, 2023)  
 Last 5

| RECORD:        | OVERALL | HOME | AWAY | NEUTRAL |
|----------------|---------|------|------|---------|
| ALL GAMES      | 4-1     | 2-1  | 2-0  | 0-0     |
| CONFERENCE     | 4-0     | 2-0  | 2-0  | 0-0     |
| NON-CONFERENCE | 0-1     | 0-1  | 0-0  | 0-0     |

| #              | Player           | gp-gs | min  | avg  | Total   |       | 3-Point |      | F-Throw |       | Rebounds |     |     |      | pf | dq | a  | to | blk | stl | pts | avg  |  |
|----------------|------------------|-------|------|------|---------|-------|---------|------|---------|-------|----------|-----|-----|------|----|----|----|----|-----|-----|-----|------|--|
|                |                  |       |      |      | fg-fga  | fg%   | 3fg-fga | 3fg% | ft-fa   | ft%   | off      | def | tot | avg  |    |    |    |    |     |     |     |      |  |
| 12             | Antonio Reeves   | 5-0   | 137  | 27.4 | 28-57   | .491  | 13-26   | .500 | 11-11   | 1.000 | 1        | 9   | 10  | 2.0  | 6  | 0  | 6  | 8  | 1   | 3   | 80  | 16.0 |  |
| 00             | Jacob Toppin     | 5-5   | 171  | 34.2 | 34-60   | .567  | 2-7     | .286 | 8-13    | .615  | 7        | 24  | 31  | 6.2  | 12 | 0  | 12 | 6  | 4   | 2   | 78  | 15.6 |  |
| 22             | Cason Wallace    | 4-4   | 133  | 33.2 | 19-38   | .500  | 6-16    | .375 | 11-12   | .917  | 4        | 14  | 18  | 4.5  | 10 | 0  | 12 | 10 | 6   | 8   | 55  | 13.8 |  |
| 34             | Oscar Tshiebwe   | 5-5   | 170  | 34.0 | 22-48   | .458  | 0-1     | .000 | 14-20   | .700  | 18       | 47  | 65  | 13.0 | 17 | 1  | 10 | 9  | 1   | 6   | 58  | 11.6 |  |
| 01             | CJ Fredrick      | 5-5   | 147  | 29.4 | 12-40   | .300  | 7-27    | .259 | 5-5     | 1.000 | 3        | 4   | 7   | 1.4  | 5  | 0  | 11 | 6  | 0   | 4   | 36  | 7.2  |  |
| 24             | Chris Livingston | 5-5   | 95   | 19.0 | 11-21   | .524  | 2-5     | .400 | 2-2     | 1.000 | 7        | 8   | 15  | 3.0  | 11 | 1  | 2  | 3  | 1   | 1   | 26  | 5.2  |  |
| 02             | Sahvir Wheeler   | 5-1   | 105  | 21.0 | 9-20    | .450  | 0-2     | .000 | 0-0     | .000  | 1        | 7   | 8   | 1.6  | 7  | 0  | 19 | 4  | 0   | 3   | 18  | 3.6  |  |
| 04             | Daimion Collins  | 2-0   | 7    | 3.5  | 1-1     | 1.000 | 0-0     | .000 | 5-7     | .714  | 1        | 1   | 2   | 1.0  | 0  | 0  | 0  | 0  | 0   | 1   | 7   | 3.5  |  |
| 03             | Adou Thiero      | 1-0   | 6    | 6.0  | 0-0     | .000  | 0-0     | .000 | 2-4     | .500  | 0        | 1   | 1   | 1.0  | 0  | 0  | 1  | 0  | 1   | 0   | 2   | 2.0  |  |
| 33             | Ugonna Onyenso   | 1-0   | 1    | 1.0  | 0-1     | .000  | 0-0     | .000 | 0-0     | .000  | 0        | 0   | 0   | 0.0  | 0  | 0  | 0  | 0  | 0   | 0   | 0   | 0.0  |  |
| 55             | Lance Ware       | 4-0   | 28   | 7.0  | 0-1     | .000  | 0-0     | .000 | 0-4     | .000  | 1        | 6   | 7   | 1.8  | 2  | 0  | 1  | 1  | 1   | 0   | 0   | 0.0  |  |
| Team           |                  |       |      |      |         |       |         |      |         |       | 7        | 4   | 11  |      |    |    |    |    |     |     |     |      |  |
| Total.....     |                  | 5     | 1000 |      | 136-287 | .474  | 30-84   | .357 | 58-78   | .744  | 50       | 125 | 175 | 35.0 | 70 | 2  | 74 | 51 | 15  | 28  | 360 | 72.0 |  |
| Opponents..... |                  | 5     | 1000 |      | 123-283 | .435  | 25-87   | .287 | 59-65   | .908  | 38       | 110 | 148 | 29.6 | 73 | 1  | 62 | 47 | 8   | 29  | 330 | 66.0 |  |

| TEAM STATISTICS        | UK      | OPP     | Date   | Opponent        | Score   | Att.  |
|------------------------|---------|---------|--|-----------------|---------|-------|
| SCORING                | 360     | 330     | * 01/21/23   | RV/RV TEXAS A&M | w 76-67 | 20017 |
| Points per game        | 72.0    | 66.0    | * 01/24/23   | at Vanderbilt   | w 69-53 | 10238 |
| Scoring margin         | +6.0    | -       | 6 01/28/23   | #9/9 KANSAS     | L 68-77 | 20418 |
| FIELD GOALS-ATT        | 136-287 | 123-283 | * 01/31/23   | at Ole Miss     | w 75-66 | 0     |
| Field goal pct         | .474    | .435    | * 02/04/23   | FLORIDA         | w 72-67 | 20315 |
| 3 POINT FG-ATT         | 30-84   | 25-87   | 1 = Tribute Classic (Rupp Arena   Lexington, Ky.)            |                 |         |       |
| 3-point FG pct         | .357    | .287    | 2 = Champions Classic (Gainbridge Fieldhouse   Indianapolis) |                 |         |       |
| 3-pt FG made per game  | 6.0     | 5.0     | 3 = London Showcase (O2 Arena   London, England)             |                 |         |       |
| FREE THROWS-ATT        | 58-78   | 59-65   | 4 = CBS Sports Classic (Madison Square Garden   New York)    |                 |         |       |
| Free throw pct         | .744    | .908    | 5 = Unity Series (Rupp Arena   Lexington, Ky.)               |                 |         |       |
| F-Throws made per game | 11.6    | 11.8    | 6 = SEC/Big 12 Challenge (Rupp Arena   Lexington, Ky.)       |                 |         |       |
| REBOUNDS               | 175     | 148     | * = Conference game  |                 |         |       |
| Rebounds per game      | 35.0    | 29.6    |  |                 |         |       |
| Rebounding margin      | +5.4    | -       |  |                 |         |       |
| ASSISTS                | 74      | 62      |  |                 |         |       |
| Assists per game       | 14.8    | 12.4    |  |                 |         |       |
| TURNOVERS              | 51      | 47      |  |                 |         |       |
| Turnovers per game     | 10.2    | 9.4     |  |                 |         |       |
| Turnover margin        | -0.8    | -       |  |                 |         |       |
| Assist/turnover ratio  | 1.5     | 1.3     |  |                 |         |       |
| STEALS                 | 28      | 29      |  |                 |         |       |
| Steals per game        | 5.6     | 5.8     |  |                 |         |       |
| BLOCKS                 | 15      | 8       |  |                 |         |       |
| Blocks per game        | 3.0     | 1.6     |  |                 |         |       |
| ATTENDANCE             | 60750   | 10238   |  |                 |         |       |
| Home games-Avg/Game    | 3-20250 | 2-5119  |  |                 |         |       |
| Neutral site-Avg/Game  | -       | 0-0     |  |                 |         |       |

| Score by Periods | 1st | 2nd | Totals |
|------------------|-----|-----|--------|
| Kentucky         | 164 | 196 | 360    |
| Opponents        | 153 | 177 | 330    |