



Florida at Kentucky

02/04/23 Rupp Arena, Lexington
2022-23 Men's Basketball

Game Time: 8:30 PM
Game Duration: 2:05
Attendance: 20,315

Officials: Anthony Jordan, Todd Austin, Olandis Poole

Florida - 67

Record: 13-10 (6-4)

| NO. | Name | Min | FG | | | Rebounds | | | Fouls | | TP | AS | TO | ST | Blocks | | +/- |
|---------------|-----------------|---------|-------|------|-------|----------|----|-----|-------|----|----|----|----|----|--------|----|-----|
| | | | M-A | M-A | M-A | OR | DR | TOT | PF | FD | | | | | BS | BA | |
| 12 | Colin Castleton | F 36:41 | 9-16 | 0-1 | 7-7 | 2 | 6 | 8 | 3 | 4 | 25 | 5 | 3 | 1 | 3 | 0 | -5 |
| 0 | Myreon Jones | G 27:31 | 2-8 | 1-4 | 0-0 | 0 | 3 | 3 | 2 | 0 | 5 | 2 | 0 | 0 | 0 | 1 | 0 |
| 5 | Will Richard | G 31:49 | 4-8 | 2-5 | 3-4 | 3 | 3 | 6 | 3 | 4 | 13 | 1 | 2 | 1 | 0 | 0 | -2 |
| 11 | Kyle Lofton | G 38:25 | 5-7 | 3-3 | 0-1 | 1 | 2 | 3 | 1 | 2 | 13 | 0 | 2 | 1 | 0 | 2 | 1 |
| 24 | Riley Kugel | G 30:08 | 2-7 | 0-2 | 2-2 | 0 | 2 | 2 | 2 | 1 | 6 | 2 | 0 | 2 | 0 | 2 | 1 |
| 3 | Alex Fudge | 12:44 | 0-1 | 0-0 | 0-0 | 2 | 2 | 4 | 2 | 0 | 0 | 0 | 1 | 0 | 1 | 0 | -11 |
| 14 | Kowacie Reeves | 15:57 | 1-7 | 0-3 | 3-3 | 0 | 1 | 1 | 1 | 3 | 5 | 0 | 0 | 0 | 1 | 0 | -9 |
| 2 | Trey Bonham | 03:26 | 0-1 | 0-1 | 0-0 | 0 | 0 | 0 | 0 | 0 | 0 | 0 | 1 | 0 | 0 | 0 | 0 |
| 33 | Jason Jitoboh | 03:19 | 0-0 | 0-0 | 0-0 | 0 | 0 | 0 | 0 | 0 | 0 | 1 | 0 | 0 | 0 | 0 | 0 |
| Team | | | | | | 0 | 3 | 3 | | | 0 | | 0 | | | | |
| Totals | | | 23-55 | 6-19 | 15-17 | 8 | 22 | 30 | 14 | 14 | 67 | 11 | 9 | 5 | 5 | 5 | -5 |

| Shooting By Period | | |
|---------------------|-------|-------|
| 1 st FG% | 7-26 | 26.9% |
| 3PT% | 1-6 | 16.7% |
| FT% | 7-8 | 87.5% |
| 2 nd FG% | 16-29 | 55.2% |
| 3PT% | 5-13 | 38.5% |
| FT% | 8-9 | 88.9% |
| GM FG% | 23-55 | 41.8% |
| 3PT% | 6-19 | 31.6% |
| FT% | 15-17 | 88.2% |

Dead Ball Rebounds: 1, 0

Technical Fouls::NONE

Kentucky - 72

Record: 16-7 (7-3)

| NO. | Name | Min | FG | | | Rebounds | | | Fouls | | TP | AS | TO | ST | Blocks | | +/- |
|---------------|------------------|---------|-------|------|-------|----------|----|-----|-------|----|----|----|----|----|--------|----|-----|
| | | | M-A | M-A | M-A | OR | DR | TOT | PF | FD | | | | | BS | BA | |
| 0 | Jacob Toppin | F 35:01 | 8-16 | 1-2 | 0-1 | 2 | 8 | 10 | 3 | 3 | 17 | 1 | 1 | 0 | 1 | 1 | 2 |
| 24 | Chris Livingston | F 18:56 | 1-2 | 0-1 | 2-2 | 1 | 1 | 2 | 2 | 1 | 4 | 0 | 0 | 1 | 0 | 0 | 8 |
| 34 | Oscar Tshiebwe | F 34:07 | 2-14 | 0-0 | 0-0 | 7 | 8 | 15 | 5 | 1 | 4 | 3 | 3 | 1 | 0 | 3 | -5 |
| 1 | CJ Fredrick | G 35:32 | 4-10 | 3-6 | 1-1 | 0 | 1 | 1 | 1 | 2 | 12 | 1 | 2 | 0 | 0 | 0 | 3 |
| 22 | Cason Wallace | G 27:15 | 7-10 | 1-1 | 5-5 | 0 | 3 | 3 | 1 | 4 | 20 | 2 | 3 | 1 | 3 | 1 | 1 |
| 2 | Sahvir Wheeler | 25:34 | 4-5 | 0-1 | 0-0 | 1 | 1 | 2 | 1 | 1 | 8 | 3 | 0 | 2 | 0 | 0 | 1 |
| 12 | Antonio Reeves | 18:31 | 2-5 | 0-0 | 0-0 | 0 | 1 | 1 | 1 | 0 | 4 | 0 | 0 | 0 | 1 | 0 | 4 |
| 4 | Daimion Collins | 05:04 | 0-0 | 0-0 | 3-4 | 0 | 1 | 1 | 0 | 2 | 3 | 0 | 0 | 1 | 0 | 0 | 11 |
| Team | | | | | | 2 | 1 | 3 | | | 0 | | 0 | | | | |
| Totals | | | 28-62 | 5-11 | 11-13 | 13 | 25 | 38 | 14 | 14 | 72 | 10 | 9 | 6 | 5 | 5 | 5 |

| Shooting By Period | | |
|---------------------|-------|-------|
| 1 st FG% | 13-34 | 38.2% |
| 3PT% | 3-5 | 60.0% |
| FT% | 4-5 | 80% |
| 2 nd FG% | 15-28 | 53.6% |
| 3PT% | 2-6 | 33.3% |
| FT% | 7-8 | 87.5% |
| GM FG% | 28-62 | 45.2% |
| 3PT% | 5-11 | 45.5% |
| FT% | 11-13 | 84.6% |

Dead Ball Rebounds: 1, 0

Technical Fouls::NONE

| | FLA | UKY |
|------------------|---------------------------|---------------------------|
| Biggest lead | 0 (1 st 20:00) | 14 (2 nd 8:19) |
| Best Scoring Run | 7 (2 nd 5:24) | 7 (1 st 7:48) |
| Lead Changes | 0 | |
| Times Tied | 0 | |
| Time with Lead | 00:00 | 39:14 |

| Points from | FLA | UKY |
|---------------|-----|-----|
| Turnovers | 7 | 14 |
| Paint | 32 | 36 |
| Second Chance | 8 | 15 |
| Fast Breaks | 0 | 14 |
| Bench | 5 | 15 |

| | Period by Period Scoring | | |
|-----|--------------------------|-----|-----|
| | 1st | 2nd | TOT |
| FLA | 22 | 45 | 67 |
| UKY | 33 | 39 | 72 |



Florida at Kentucky

02/04/23 Rupp Arena, Lexington
2022-23 Men's Basketball

Game Time: 8:30 PM
Game Duration: 2:05
Attendance: 20,315

Officials: Anthony Jordan, Todd Austin, Olandis Poole

Period 1

Quarter Starters:

| | | | | | |
|------------|------------|--------------|--------------|-----------------|---------------|
| UKY | 0 Toppin J | 1 Fredrick C | 22 Wallace C | 24 Livingston C | 34 Tshiebwe O |
| FLA | 0 Jones M | 5 Richard W | 11 Lofton K | 12 Castleton C | 24 Kugel R |

| Game Time | UKY | Score | Diff | FLA |
|-----------|---|------------|----------|--|
| 20:00 | 34 TSHIEBWE O jumpball lost | | | 12 CASTLETON C jumpball won |
| 19:33 | | | | 0 JONES M 2pt FG in the paint, jump shot missed |
| 19:29 | 34 TSHIEBWE O defensive rebound (1) | | | |
| 19:14 | 34 TSHIEBWE O 2pt FG in the paint, dunk, made (2) | 2-0 | 2 | |
| 19:14 | 1 FREDRICK C assist (1) | | | |
| 18:57 | | | | 5 RICHARD W 3pt FG , jump shot missed |
| 18:53 | 34 TSHIEBWE O defensive rebound (2) | | | |
| 18:46 | 34 TSHIEBWE O 2pt FG outside the paint, jump shot missed | | | |
| 18:43 | 34 TSHIEBWE O offensive rebound (3) | | | |
| 18:35 | 0 TOPPIN J 2pt FG second chance in the paint, jump shot missed | | | |
| 18:31 | 34 TSHIEBWE O offensive rebound (4) | | | |
| 18:30 | 1 FREDRICK C 3pt FG second chance, jump shot made (3) | 5-0 | 5 | |
| 18:30 | 34 TSHIEBWE O assist (1) | | | |
| 17:53 | | | | 0 JONES M 3pt FG , jump shot missed |
| 17:49 | | | | 11 LOFTON K offensive rebound (1) |
| 17:48 | | | | 0 JONES M 2pt FG second chance in the paint, layup blocked |
| 17:48 | 22 WALLACE C block (1) | | | |
| 17:43 | 34 TSHIEBWE O defensive rebound (5) | | | |
| 17:42 | 22 WALLACE C turnover bad pass (1) | | | |
| 17:38 | 34 TSHIEBWE O steal (1) | | | 11 LOFTON K turnover lost ball (1) |
| 17:22 | 1 FREDRICK C 2pt FG from turnover outside the paint, jump shot missed | | | |
| 17:19 | | | | 24 KUGEL R defensive rebound (1) |
| 17:06 | | 5-2 | 3 | 12 CASTLETON C 2pt FG in the paint, layup made (2) |
| 17:06 | | | | 0 JONES M assist (1) |
| 16:56 | 34 TSHIEBWE O 2pt FG in the paint, layup blocked | | | |
| 16:56 | | | | 12 CASTLETON C block (1) |
| 16:52 | 34 TSHIEBWE O offensive rebound (6) | | | |
| 16:38 | 22 WALLACE C 2pt FG second chance in the paint, jump shot missed | | | |
| 16:34 | | | | 12 CASTLETON C defensive rebound (1) |
| 16:32 | 24 LIVINGSTON C steal (1) | | | 12 CASTLETON C turnover lost ball (1) |
| 16:27 | 22 WALLACE C turnover lost ball (2) | | | 11 LOFTON K steal (1) |
| 16:19 | | | | 24 KUGEL R 2pt FG from turnover outside the paint, jump shot blocked |
| 16:19 | 22 WALLACE C block (2) | | | |
| 16:19 | 24 LIVINGSTON C defensive rebound (1) | | | |
| 15:51 | 22 WALLACE C 2pt FG in the paint, layup blocked | | | |
| 15:51 | | | | 12 CASTLETON C block (2) |
| 15:51 | offensive rebound (8) | | | |
| 15:51 | Timeout media | | | |
| 15:51 | 22 WALLACE C substitution out | | | |
| 15:51 | 2 WHEELER S substitution in | | | |



Florida at Kentucky

02/04/23 Rupp Arena, Lexington
2022-23 Men's Basketball

Game Time: 8:30 PM
Game Duration: 2:05
Attendance: 20,315

Officials: Anthony Jordan, Todd Austin, Olandis Poole

| Game Time | UKY | Score | Diff | FLA |
|-----------|--|-------------|----------|---|
| 15:51 | | | | 5 RICHARD W substitution out |
| 15:51 | | | | 24 KUGEL R substitution out |
| 15:51 | | | | 3 FUDGE A substitution in |
| 15:51 | | | | 14 REEVES K substitution in |
| 15:50 | 34 TSHIEBWE O 2pt FG second chance outside the paint, jump shot missed | | | |
| 15:47 | | | | 0 JONES M defensive rebound (1) |
| 15:27 | | | | 14 REEVES K 3pt FG , jump shot missed |
| 15:24 | 0 TOPPIN J defensive rebound (1) | | | |
| 15:14 | 0 TOPPIN J 2pt FG in the paint, jump shot missed | | | |
| 15:09 | 24 LIVINGSTON C offensive rebound (2) | | | |
| 15:06 | 0 TOPPIN J 2pt FG second chance outside the paint, jump shot missed | | | |
| 15:03 | 34 TSHIEBWE O offensive rebound (7) | | | |
| 14:52 | 0 TOPPIN J 3pt FG second chance, jump shot made (3) | 8-2 | 6 | |
| 14:52 | 2 WHEELER S assist (1) | | | |
| 14:32 | | | | 12 CASTLETON C 2pt FG outside the paint, jump shot missed |
| 14:30 | 0 TOPPIN J defensive rebound (2) | | | |
| 14:18 | 34 TSHIEBWE O 2pt FG outside the paint, jump shot missed | | | |
| 14:11 | | | | defensive rebound (5) |
| 14:04 | | 8-4 | 4 | 14 REEVES K 2pt FG in the paint, jump shot made (2) |
| 14:04 | | | | 12 CASTLETON C assist (1) |
| 14:04 | 1 FREDRICK C foul shooting (1 - 1) | | | 14 REEVES K foul drawn (1) |
| 14:04 | 1 FREDRICK C substitution out | | | |
| 14:04 | 12 REEVES A substitution in | | | |
| 14:04 | | 8-5 | 3 | 14 REEVES K free throw 1 - 1 made (3) |
| 13:50 | 24 LIVINGSTON C 3pt FG , jump shot missed | | | |
| 13:47 | | | | 11 LOFTON K defensive rebound (2) |
| 13:22 | | | | 12 CASTLETON C turnover travel (2) |
| 13:22 | 24 LIVINGSTON C substitution out | | | |
| 13:22 | 22 WALLACE C substitution in | | | |
| 13:04 | 2 WHEELER S foul drawn (1) | | | 14 REEVES K foul personal (1 - 1) |
| 12:52 | 0 TOPPIN J 2pt FG from turnover in the paint, dunk, made (5) | 10-5 | 5 | |
| 12:52 | 34 TSHIEBWE O assist (2) | | | |
| 12:28 | 0 TOPPIN J foul shooting (1 - 2) | | | 14 REEVES K foul drawn (2) |
| 12:28 | | 10-6 | 4 | 14 REEVES K free throw 1 - 2 made (4) |
| 12:28 | | | | 0 JONES M substitution out |
| 12:28 | | | | 24 KUGEL R substitution in |
| 12:28 | | 10-7 | 3 | 14 REEVES K free throw 2 - 2 made (5) |
| 12:16 | 34 TSHIEBWE O 2pt FG in the paint, jump shot missed | | | |
| 12:13 | | | | 3 FUDGE A defensive rebound (1) |
| 12:03 | | | | 14 REEVES K 3pt FG , jump shot missed |
| 11:59 | 0 TOPPIN J defensive rebound (3) | | | |
| 11:55 | 0 TOPPIN J 3pt FG , jump shot missed | | | |
| 11:51 | | | | 3 FUDGE A defensive rebound (2) |
| 11:43 | | | | 12 CASTLETON C 2pt FG outside the paint, jump shot missed |
| 11:41 | 12 REEVES A defensive rebound (1) | | | |
| 11:30 | 0 TOPPIN J 2pt FG outside the paint, jump shot blocked | | | |
| 11:30 | | | | 3 FUDGE A block (1) |
| 11:20 | | | | 14 REEVES K defensive rebound (1) |



Florida at Kentucky

02/04/23 Rupp Arena, Lexington
2022-23 Men's Basketball

Game Time: 8:30 PM
Game Duration: 2:05
Attendance: 20,315

Officials: Anthony Jordan, Todd Austin, Olandis Poole

| Game Time | UKY | Score | Diff | FLA |
|-----------|--|-------------|----------|--|
| 11:11 | | | | 12 CASTLETON C turnover bad pass (3) |
| 11:11 | Timeout media | | | |
| 11:11 | 0 TOPPIN J substitution out | | | |
| 11:11 | 2 WHEELER S substitution out | | | |
| 11:11 | 34 TSHIEBWE O substitution out | | | |
| 11:11 | 1 FREDRICK C substitution in | | | |
| 11:11 | 4 COLLINS D substitution in | | | |
| 11:11 | 24 LIVINGSTON C substitution in | | | |
| 11:11 | | | | 11 LOFTON K substitution out |
| 11:11 | | | | 2 BONHAM T substitution in |
| 10:56 | 22 WALLACE C foul drawn (1) | | | 3 FUDGE A foul shooting (1 - 2) |
| 10:56 | 22 WALLACE C free throw 1 - 2 made (1) | 11-7 | 4 | |
| 10:56 | 22 WALLACE C free throw 2 - 2 made (2) | 12-7 | 5 | |
| 10:43 | | | | 3 FUDGE A substitution out |
| 10:43 | | | | 5 RICHARD W substitution in |
| 10:42 | 4 COLLINS D steal (1) | | | 2 BONHAM T turnover bad pass (1) |
| 10:39 | 4 COLLINS D foul drawn (1) | | | 12 CASTLETON C foul shooting (1 - 3) |
| 10:39 | 4 COLLINS D free throw fast break 1 - 2 missed | | | |
| 10:39 | offensive dead ball rebound (1) | | | |
| 10:39 | | | | 2 BONHAM T substitution out |
| 10:39 | | | | 11 LOFTON K substitution in |
| 10:39 | 4 COLLINS D free throw fast break 2 - 2 made (1) | 13-7 | 6 | |
| 10:24 | 24 LIVINGSTON C foul shooting (1 - 3) | | | 12 CASTLETON C foul drawn (1) |
| 10:24 | | 13-8 | 5 | 12 CASTLETON C free throw 1 - 2 made (3) |
| 10:24 | | 13-9 | 4 | 12 CASTLETON C free throw 2 - 2 made (4) |
| 10:07 | 22 WALLACE C 2pt FG in the paint, jump shot made (4) | 15-9 | 6 | |
| 09:53 | | | | 14 REEVES K 2pt FG outside the paint, jump shot missed |
| 09:50 | 1 FREDRICK C defensive rebound (1) | | | |
| 09:44 | 12 REEVES A 2pt FG in the paint, layup missed | | | |
| 09:41 | | | | 12 CASTLETON C defensive rebound (2) |
| 09:26 | 4 COLLINS D substitution out | | | |
| 09:26 | 24 LIVINGSTON C substitution out | | | |
| 09:26 | 0 TOPPIN J substitution in | | | |
| 09:26 | 34 TSHIEBWE O substitution in | | | |
| 09:26 | | | | 14 REEVES K substitution out |
| 09:26 | | | | 0 JONES M substitution in |
| 09:21 | | | | 0 JONES M 2pt FG in the paint, jump shot missed |
| 09:17 | 0 TOPPIN J defensive rebound (4) | | | |
| 09:06 | 12 REEVES A 2pt FG in the paint, jump shot made (2) | 17-9 | 8 | |
| 09:06 | 22 WALLACE C assist (1) | | | |
| 08:36 | | | | 12 CASTLETON C 2pt FG outside the paint, jump shot missed |
| 08:31 | | | | 5 RICHARD W offensive rebound (1) |
| 08:28 | | | | 11 LOFTON K 2pt FG second chance in the paint, jump shot blocked |
| 08:28 | 0 TOPPIN J block (1) | | | |
| 08:24 | 22 WALLACE C defensive rebound (1) | | | |
| 08:13 | 34 TSHIEBWE O foul offensive (1 - 4) | | | 5 RICHARD W foul drawn (1) |
| 08:13 | 34 TSHIEBWE O turnover offensive (1) | | | |
| 08:13 | | | | 12 CASTLETON C substitution out |



Florida at Kentucky

02/04/23 Rupp Arena, Lexington
2022-23 Men's Basketball

Game Time: 8:30 PM
Game Duration: 2:05
Attendance: 20,315

Officials: Anthony Jordan, Todd Austin, Olandis Poole

| Game Time | UKY | Score | Diff | FLA |
|-----------|---|--------------|-----------|--|
| 08:13 | | | | 33 JITOBOH J substitution in |
| 07:53 | 22 WALLACE C steal (1) | | | 11 LOFTON K turnover bad pass (2) |
| 07:48 | 1 FREDRICK C 2pt FG fast break from turnover in the paint, layup made (5) | 19-9 | 10 | |
| 07:48 | 1 FREDRICK C foul drawn (1) | | | 0 JONES M foul shooting (1 - 4) |
| 07:48 | Timeout media | | | |
| 07:48 | | | | 0 JONES M substitution out |
| 07:48 | | | | 2 BONHAM T substitution in |
| 07:48 | 1 FREDRICK C free throw fast break 1 - 1 made (6) | 20-9 | 11 | |
| 07:36 | | 20-11 | 9 | 11 LOFTON K 2pt FG in the paint, layup made (2) |
| 07:36 | | | | 5 RICHARD W assist (1) |
| 07:14 | 22 WALLACE C 2pt FG in the paint, layup made (6) | 22-11 | 11 | |
| 06:46 | | | | 24 KUGEL R 2pt FG in the paint, jump shot missed |
| 06:43 | 0 TOPPIN J defensive rebound (5) | | | |
| 06:27 | 12 REEVES A 2pt FG in the paint, jump shot missed | | | |
| 06:24 | | | | 5 RICHARD W defensive rebound (2) |
| 06:16 | | | | 2 BONHAM T 3pt FG , jump shot missed |
| 06:13 | 22 WALLACE C defensive rebound (2) | | | |
| 06:11 | 22 WALLACE C 2pt FG fast break in the paint, layup made (8) | 24-11 | 13 | |
| 05:45 | | 24-14 | 10 | 5 RICHARD W 3pt FG , jump shot made (3) |
| 05:45 | | | | 33 JITOBOH J assist (1) |
| 05:14 | 34 TSHIEBWE O 2pt FG outside the paint, jump shot missed | | | |
| 05:09 | | | | 24 KUGEL R defensive rebound (2) |
| 05:04 | | 24-16 | 8 | 24 KUGEL R 2pt FG in the paint, layup made (2) |
| 04:54 | Timeout 30 Sec | | | |
| 04:54 | 22 WALLACE C substitution out | | | |
| 04:54 | 2 WHEELER S substitution in | | | |
| 04:54 | | | | 2 BONHAM T substitution out |
| 04:54 | | | | 24 KUGEL R substitution out |
| 04:54 | | | | 33 JITOBOH J substitution out |
| 04:54 | | | | 3 FUDGE A substitution in |
| 04:54 | | | | 12 CASTLETON C substitution in |
| 04:54 | | | | 14 REEVES K substitution in |
| 04:49 | 2 WHEELER S 2pt FG outside the paint, jump shot made (2) | 26-16 | 10 | |
| 04:22 | 12 REEVES A foul shooting (1 - 5) | | | 5 RICHARD W foul drawn (2) |
| 04:22 | | 26-17 | 9 | 5 RICHARD W free throw 1 - 2 made (4) |
| 04:22 | | 26-18 | 8 | 5 RICHARD W free throw 2 - 2 made (5) |
| 03:52 | 34 TSHIEBWE O 2pt FG in the paint, jump shot missed | | | |
| 03:50 | | | | 12 CASTLETON C defensive rebound (3) |
| 03:23 | | 26-20 | 6 | 12 CASTLETON C 2pt FG in the paint, jump shot made (6) |
| 03:15 | 0 TOPPIN J 2pt FG outside the paint, jump shot missed | | | |
| 03:12 | | | | 12 CASTLETON C defensive rebound (4) |
| 02:55 | | 26-22 | 4 | 11 LOFTON K 2pt FG in the paint, layup made (4) |
| 02:33 | 12 REEVES A 2pt FG outside the paint, jump shot missed | | | |
| 02:30 | | | | defensive rebound (16) |
| 02:30 | 34 TSHIEBWE O foul personal (2 - 6) | | | 14 REEVES K foul drawn (3) |
| 02:30 | Timeout media | | | |
| 02:30 | 12 REEVES A substitution out | | | |
| 02:30 | 34 TSHIEBWE O substitution out | | | |



Florida at Kentucky

02/04/23 Rupp Arena, Lexington
2022-23 Men's Basketball

Game Time: 8:30 PM
Game Duration: 2:05
Attendance: 20,315

Officials: Anthony Jordan, Todd Austin, Olandis Poole

| Game Time | UKY | Score | Diff | FLA |
|----------------------|--|--------------|-----------|--|
| 02:30 | 4 COLLINS D substitution in | | | |
| 02:30 | 24 LIVINGSTON C substitution in | | | |
| 02:14 | | | | 12 CASTLETON C 2pt FG in the paint, jump shot missed |
| 02:09 | | | | 12 CASTLETON C offensive rebound (5) |
| 02:09 | | | | 12 CASTLETON C 2pt FG second chance in the paint, layup missed |
| 02:07 | 0 TOPPIN J defensive rebound (6) | | | |
| 01:43 | 0 TOPPIN J 2pt FG in the paint, jump shot made (7) | 28-22 | 6 | |
| 01:43 | 2 WHEELER S assist (2) | | | |
| 01:34 | 2 WHEELER S foul personal (1 - 7) | | | 11 LOFTON K foul drawn (1) |
| 01:34 | | | | 11 LOFTON K 1&1 free throw 1 missed |
| 01:34 | 4 COLLINS D defensive rebound (1) | | | |
| 01:22 | 1 FREDRICK C foul drawn (2) | | | 5 RICHARD W foul personal (1 - 5) |
| 01:21 | 1 FREDRICK C 2pt FG outside the paint, jump shot missed | | | |
| 01:16 | | | | 11 LOFTON K defensive rebound (3) |
| 01:13 | 2 WHEELER S steal (1) | | | 5 RICHARD W turnover lost ball (1) |
| 00:52 | 0 TOPPIN J 2pt FG from turnover in the paint, layup made (9) | 30-22 | 8 | |
| 00:36 | | | | 14 REEVES K 2pt FG outside the paint, jump shot missed |
| 00:33 | 0 TOPPIN J defensive rebound (7) | | | |
| 00:28 | 1 FREDRICK C 3pt FG , jump shot made (9) | 33-22 | 11 | |
| 00:28 | 2 WHEELER S assist (3) | | | |
| 00:04 | | | | 3 FUDGE A 2pt FG outside the paint, jump shot missed |
| 00:00 | | | | 3 FUDGE A offensive rebound (3) |
| END OF PERIOD | | | | |
| UKY 33-22 FLA | | | | |



Florida at Kentucky

02/04/23 Rupp Arena, Lexington
2022-23 Men's Basketball

Game Time: 8:30 PM
Game Duration: 2:05
Attendance: 20,315

Officials: Anthony Jordan, Todd Austin, Olandis Poole

Florida - 22

| NO. | Name | Min | FG | | | Rebounds | | | Fouls | | TP | AS | TO | ST | Blocks | | +/- |
|---------------|-----------------|---------|------|-----|-----|----------|----|-----|-------|----|----|----|----|----|--------|----|-----|
| | | | M-A | 3P | FT | OR | DR | TOT | PF | FD | | | | | BS | BA | |
| 12 | Colin Castleton | F 16:41 | 2-7 | 0-0 | 2-2 | 1 | 4 | 5 | 1 | 1 | 6 | 1 | 3 | 0 | 2 | 0 | -11 |
| 0 | Myreon Jones | G 09:10 | 0-4 | 0-1 | 0-0 | 0 | 1 | 1 | 1 | 0 | 0 | 1 | 0 | 0 | 0 | 1 | -8 |
| 5 | Will Richard | G 14:52 | 1-2 | 1-2 | 2-2 | 1 | 1 | 2 | 1 | 2 | 5 | 1 | 1 | 0 | 0 | 0 | -9 |
| 11 | Kyle Lofton | G 19:28 | 2-3 | 0-0 | 0-1 | 1 | 2 | 3 | 0 | 1 | 4 | 0 | 2 | 1 | 0 | 1 | -9 |
| 24 | Riley Kugel | G 11:43 | 1-3 | 0-0 | 0-0 | 0 | 2 | 2 | 0 | 0 | 2 | 0 | 0 | 0 | 0 | 1 | -7 |
| 3 | Alex Fudge | 10:02 | 0-1 | 0-0 | 0-0 | 1 | 2 | 3 | 1 | 0 | 0 | 0 | 0 | 0 | 1 | 0 | -5 |
| 14 | Kowacie Reeves | 11:19 | 1-5 | 0-2 | 3-3 | 0 | 1 | 1 | 1 | 3 | 5 | 0 | 0 | 0 | 0 | 0 | -6 |
| 2 | Trey Bonham | 03:26 | 0-1 | 0-1 | 0-0 | 0 | 0 | 0 | 0 | 0 | 0 | 0 | 1 | 0 | 0 | 0 | 0 |
| 33 | Jason Jitoboh | 03:19 | 0-0 | 0-0 | 0-0 | 0 | 0 | 0 | 0 | 0 | 0 | 1 | 0 | 0 | 0 | 0 | 0 |
| Team | | | | | | 0 | 2 | 2 | | | 0 | | 0 | | | | |
| Totals | | | 7-26 | 1-6 | 7-8 | 4 | 15 | 19 | 5 | 7 | 22 | 4 | 7 | 1 | 3 | 3 | -11 |

| Shooting By Period | | |
|--------------------|------|-------|
| 1st FG% | 7-26 | 26.9% |
| 3PT% | 1-6 | 16.7% |
| FT% | 7-8 | 87.5% |
| GM FG% | 7-26 | 26.9% |
| 3PT% | 1-6 | 16.7% |
| FT% | 7-8 | 87.5% |

Dead Ball Rebounds: 0, 0

Technical Fouls::NONE

Kentucky - 33

| NO. | Name | Min | FG | | | Rebounds | | | Fouls | | TP | AS | TO | ST | Blocks | | +/- |
|---------------|------------------|---------|-------|-----|-----|----------|----|-----|-------|----|----|----|----|----|--------|----|-----|
| | | | M-A | 3P | FT | OR | DR | TOT | PF | FD | | | | | BS | BA | |
| 0 | Jacob Toppin | F 18:15 | 4-10 | 1-2 | 0-0 | 0 | 7 | 7 | 1 | 0 | 9 | 0 | 0 | 0 | 1 | 1 | 8 |
| 24 | Chris Livingston | F 10:53 | 0-1 | 0-1 | 0-0 | 1 | 1 | 2 | 1 | 0 | 0 | 0 | 0 | 1 | 0 | 0 | 13 |
| 34 | Oscar Tshiebwe | F 15:45 | 1-8 | 0-0 | 0-0 | 4 | 3 | 7 | 2 | 0 | 2 | 2 | 1 | 1 | 0 | 1 | 1 |
| 1 | CJ Fredrick | G 17:07 | 3-5 | 2-2 | 1-1 | 0 | 1 | 1 | 1 | 2 | 9 | 1 | 0 | 0 | 0 | 0 | 12 |
| 22 | Cason Wallace | G 12:37 | 3-5 | 0-0 | 2-2 | 0 | 2 | 2 | 0 | 1 | 8 | 1 | 2 | 1 | 2 | 1 | 8 |
| 2 | Sahvir Wheeler | 09:34 | 1-1 | 0-0 | 0-0 | 0 | 0 | 0 | 1 | 1 | 2 | 3 | 0 | 1 | 0 | 0 | 3 |
| 12 | Antonio Reeves | 11:34 | 1-4 | 0-0 | 0-0 | 0 | 1 | 1 | 1 | 0 | 2 | 0 | 0 | 0 | 0 | 0 | 0 |
| 4 | Daimion Collins | 04:15 | 0-0 | 0-0 | 1-2 | 0 | 1 | 1 | 0 | 1 | 1 | 0 | 0 | 1 | 0 | 0 | 10 |
| Team | | | | | | 1 | 0 | 1 | | | 0 | | 0 | | | | |
| Totals | | | 13-34 | 3-5 | 4-5 | 6 | 16 | 22 | 7 | 5 | 33 | 7 | 3 | 5 | 3 | 3 | 11 |

| Shooting By Period | | |
|--------------------|-------|-------|
| 1st FG% | 13-34 | 38.2% |
| 3PT% | 3-5 | 60.0% |
| FT% | 4-5 | 80% |
| GM FG% | 13-34 | 38.2% |
| 3PT% | 3-5 | 60.0% |
| FT% | 4-5 | 80.0% |

Dead Ball Rebounds: 1, 0

Technical Fouls::NONE

| | FLA | UKY |
|------------------|---------------------------|---------------------------|
| Biggest lead | 0 (1 st 20:00) | 13 (1 st 6:11) |
| Best Scoring Run | 6(1 st 2:55) | 7(1 st 7:48) |
| Lead Changes | 0 | |
| Times Tied | 0 | |
| Time with Lead | 00:00 | 19:14 |

| Points from | FLA | UKY |
|---------------|-----|-----|
| Turnovers | 0 | 10 |
| Paint | 12 | 18 |
| Second Chance | 0 | 6 |
| Fast Breaks | 0 | 6 |
| Bench | 5 | 5 |

| | Period by Period Scoring | | |
|-----|--------------------------|-----|-----|
| | 1st | 2nd | TOT |
| FLA | 22 | 45 | 67 |
| UKY | 33 | 39 | 72 |



Florida at Kentucky

02/04/23 Rupp Arena, Lexington
2022-23 Men's Basketball

Game Time: 8:30 PM

Game Duration: 2:05

Attendance: 20,315

Officials: Anthony Jordan, Todd Austin, Olandis Poole

Period 2

Quarter Starters:

| | | | | | |
|------------|------------|--------------|--------------|-----------------|---------------|
| UKY | 0 Toppin J | 1 Fredrick C | 22 Wallace C | 24 Livingston C | 34 Tshiebwe O |
| FLA | 0 Jones M | 5 Richard W | 11 Lofton K | 12 Castleton C | 24 Kugel R |

| Game Time | UKY | Score | Diff | FLA |
|-----------|---|--------------|----------|--|
| 20:00 | 2 WHEELER S substitution out | | | |
| 20:00 | 4 COLLINS D substitution out | | | |
| 20:00 | 22 WALLACE C substitution in | | | |
| 20:00 | 34 TSHIEBWE O substitution in | | | |
| 20:00 | | | | 3 FUDGE A substitution out |
| 20:00 | | | | 14 REEVES K substitution out |
| 20:00 | | | | 0 JONES M substitution in |
| 20:00 | | | | 24 KUGEL R substitution in |
| 19:45 | 34 TSHIEBWE O 2pt FG in the paint, jump shot blocked | | | |
| 19:45 | | | | 12 CASTLETON C block (3) |
| 19:41 | | | | 0 JONES M defensive rebound (2) |
| 19:18 | | | | 24 KUGEL R 3pt FG , jump shot missed |
| 19:14 | 34 TSHIEBWE O defensive rebound (8) | | | |
| 19:05 | 34 TSHIEBWE O 2pt FG in the paint, layup missed | | | |
| 19:02 | | | | 5 RICHARD W defensive rebound (3) |
| 18:48 | | | | 5 RICHARD W 3pt FG , jump shot missed |
| 18:45 | | | | 12 CASTLETON C offensive rebound (6) |
| 18:44 | | 33-24 | 9 | 12 CASTLETON C 2pt FG second chance in the paint, layup made (8) |
| 18:26 | 1 FREDRICK C turnover bad pass (1) | | | 12 CASTLETON C steal (1) |
| 18:24 | 22 WALLACE C foul personal (1 - 1) | | | 11 LOFTON K foul drawn (2) |
| 18:07 | | | | 5 RICHARD W 3pt FG from turnover, jump shot missed |
| 18:03 | 34 TSHIEBWE O defensive rebound (9) | | | |
| 17:51 | 0 TOPPIN J 2pt FG outside the paint, jump shot missed | | | |
| 17:47 | | | | defensive rebound (23) |
| 17:28 | | | | 5 RICHARD W 2pt FG in the paint, layup missed |
| 17:22 | | | | 5 RICHARD W offensive rebound (4) |
| 17:22 | | 33-26 | 7 | 5 RICHARD W 2pt FG second chance in the paint, layup made (7) |
| 17:18 | 22 WALLACE C 2pt FG in the paint, layup missed | | | |
| 17:16 | 34 TSHIEBWE O offensive rebound (10) | | | |
| 17:15 | 34 TSHIEBWE O 2pt FG second chance in the paint, layup made (4) | 35-26 | 9 | |
| 16:58 | | | | 12 CASTLETON C 3pt FG , jump shot missed |
| 16:49 | 34 TSHIEBWE O defensive rebound (11) | | | |
| 16:48 | 34 TSHIEBWE O turnover bad pass (2) | | | 5 RICHARD W steal (1) |
| 16:43 | | 35-28 | 7 | 5 RICHARD W 2pt FG from turnover in the paint, layup made (9) |
| 16:33 | 0 TOPPIN J 2pt FG in the paint, layup made (11) | 37-28 | 9 | |
| 16:33 | 34 TSHIEBWE O assist (3) | | | |
| 16:11 | | 37-30 | 7 | 12 CASTLETON C 2pt FG in the paint, jump shot made (10) |
| 16:00 | 22 WALLACE C turnover bad pass (3) | | | |
| 16:00 | Timeout media | | | |
| 16:00 | 22 WALLACE C substitution out | | | |
| 16:00 | 24 LIVINGSTON C substitution out | | | |



Florida at Kentucky

02/04/23 Rupp Arena, Lexington
2022-23 Men's Basketball

Game Time: 8:30 PM
Game Duration: 2:05
Attendance: 20,315

Officials: Anthony Jordan, Todd Austin, Olandis Poole

| Game Time | UKY | Score | Diff | FLA |
|-----------|---|--------------|-----------|--|
| 16:00 | 2 WHEELER S substitution in | | | |
| 16:00 | 12 REEVES A substitution in | | | |
| 15:44 | | 37-33 | 4 | 11 LOFTON K 3pt FG from turnover, jump shot made (7) |
| 15:44 | | | | 12 CASTLETON C assist (2) |
| 15:21 | 12 REEVES A 2pt FG outside the paint, jump shot made (4) | 39-33 | 6 | |
| 14:55 | 0 TOPPIN J foul personal (2 - 2) | | | 5 RICHARD W foul drawn (3) |
| 14:47 | | | | 5 RICHARD W turnover lost ball (2) |
| 14:29 | 0 TOPPIN J 2pt FG from turnover in the paint, layup made (13) | 41-33 | 8 | |
| 14:08 | | | | 12 CASTLETON C 2pt FG in the paint, jump shot missed |
| 14:05 | 2 WHEELER S defensive rebound (1) | | | |
| 14:01 | 2 WHEELER S 2pt FG fast break in the paint, layup made (4) | 43-33 | 10 | |
| 13:44 | | 43-36 | 7 | 11 LOFTON K 3pt FG , jump shot made (10) |
| 13:44 | | | | 12 CASTLETON C assist (3) |
| 13:41 | | | | Timeout 30 Sec |
| 13:41 | | | | 5 RICHARD W substitution out |
| 13:41 | | | | 14 REEVES K substitution in |
| 13:22 | 34 TSHIEBWE O turnover bad pass (3) | | | 24 KUGEL R steal (1) |
| 13:02 | | | | 14 REEVES K 2pt FG from turnover outside the paint, jump shot missed |
| 13:00 | 34 TSHIEBWE O defensive rebound (12) | | | |
| 12:55 | 2 WHEELER S 2pt FG fast break in the paint, layup made (6) | 45-36 | 9 | |
| 12:36 | | | | 14 REEVES K 3pt FG , jump shot missed |
| 12:33 | 34 TSHIEBWE O defensive rebound (13) | | | |
| 12:20 | 1 FREDRICK C 3pt FG , jump shot made (12) | 48-36 | 12 | |
| 12:20 | 0 TOPPIN J assist (1) | | | |
| 11:50 | | 48-38 | 10 | 12 CASTLETON C 2pt FG in the paint, layup made (12) |
| 11:50 | | | | 24 KUGEL R assist (1) |
| 11:19 | 1 FREDRICK C 2pt FG in the paint, layup missed | | | |
| 11:17 | | | | 12 CASTLETON C defensive rebound (7) |
| 10:58 | | 48-40 | 8 | 24 KUGEL R 2pt FG in the paint, dunk, made (4) |
| 10:58 | | | | 12 CASTLETON C assist (4) |
| 10:38 | 34 TSHIEBWE O 2pt FG in the paint, jump shot blocked | | | |
| 10:38 | | | | 14 REEVES K block (1) |
| 10:38 | offensive rebound (30) | | | |
| 10:38 | Timeout media | | | |
| 10:38 | 1 FREDRICK C substitution out | | | |
| 10:38 | 22 WALLACE C substitution in | | | |
| 10:38 | | | | 0 JONES M substitution out |
| 10:38 | | | | 24 KUGEL R substitution out |
| 10:38 | | | | 3 FUDGE A substitution in |
| 10:38 | | | | 5 RICHARD W substitution in |
| 10:30 | 0 TOPPIN J 2pt FG second chance in the paint, jump shot made (15) | 50-40 | 10 | |
| 10:06 | | | | 11 LOFTON K 2pt FG in the paint, jump shot blocked |
| 10:06 | 12 REEVES A block (1) | | | |
| 10:05 | | | | 5 RICHARD W offensive rebound (5) |
| 10:05 | 0 TOPPIN J foul shooting (3 - 3) | | | 5 RICHARD W foul drawn (4) |
| 10:05 | | | | 5 RICHARD W free throw 1 - 2 missed |
| 10:05 | | | | offensive dead ball rebound (1) |
| 10:05 | 0 TOPPIN J substitution out | | | |



Florida at Kentucky

02/04/23 Rupp Arena, Lexington
2022-23 Men's Basketball

Game Time: 8:30 PM
Game Duration: 2:05
Attendance: 20,315

Officials: Anthony Jordan, Todd Austin, Olandis Poole

| Game Time | UKY | Score | Diff | FLA |
|-----------|--|--------------|-----------|---|
| 10:05 | 24 LIVINGSTON C substitution in | | | |
| 10:05 | | 50-41 | 9 | 5 RICHARD W free throw 2 - 2 made (10) |
| 09:53 | 22 WALLACE C 2pt FG outside the paint, jump shot made (10) | 52-41 | 11 | |
| 09:27 | jump ball situation | | | |
| 09:23 | | 52-43 | 9 | 12 CASTLETON C 2pt FG outside the paint, jump shot made (14) |
| 09:03 | 24 LIVINGSTON C foul drawn (1) | | | 3 FUDGE A foul shooting (2 - 1) |
| 09:03 | 24 LIVINGSTON C free throw 1 - 2 made (1) | 53-43 | 10 | |
| 09:03 | | | | 11 LOFTON K substitution out |
| 09:03 | | | | 14 REEVES K substitution out |
| 09:03 | | | | 0 JONES M substitution in |
| 09:03 | | | | 24 KUGEL R substitution in |
| 09:03 | 24 LIVINGSTON C free throw 2 - 2 made (2) | 54-43 | 11 | |
| 09:03 | 12 REEVES A substitution out | | | |
| 09:03 | 1 FREDRICK C substitution in | | | |
| 09:00 | 2 WHEELER S steal (2) | | | 3 FUDGE A turnover lost ball (1) |
| 08:52 | 24 LIVINGSTON C 2pt FG fast break from turnover in the paint, layup made (4) | 56-43 | 13 | |
| 08:31 | 24 LIVINGSTON C foul shooting (2 - 4) | | | 24 KUGEL R foul drawn (1) |
| 08:31 | | 56-44 | 12 | 24 KUGEL R free throw 1 - 2 made (5) |
| 08:31 | | 56-45 | 11 | 24 KUGEL R free throw 2 - 2 made (6) |
| 08:20 | 22 WALLACE C 2pt FG outside the paint, jump shot made (12) | 58-45 | 13 | |
| 08:19 | 22 WALLACE C foul drawn (2) | | | 24 KUGEL R foul shooting (1 - 2) |
| 08:19 | 22 WALLACE C free throw 1 - 1 made (13) | 59-45 | 14 | |
| 08:05 | | | | 24 KUGEL R 3pt FG , jump shot missed |
| 08:00 | | | | 3 FUDGE A offensive rebound (4) |
| 08:00 | Timeout media | | | |
| 08:00 | | | | 3 FUDGE A substitution out |
| 08:00 | | | | 11 LOFTON K substitution in |
| 07:55 | | 59-48 | 11 | 11 LOFTON K 3pt FG second chance, jump shot made (13) |
| 07:55 | | | | 12 CASTLETON C assist (5) |
| 07:33 | 1 FREDRICK C 3pt FG , jump shot missed | | | |
| 07:29 | 34 TSHIEBWE O offensive rebound (14) | | | |
| 07:19 | 34 TSHIEBWE O foul drawn (1) | | | 12 CASTLETON C foul personal (2 - 3) |
| 07:16 | 1 FREDRICK C turnover bad pass (2) | | | |
| 06:51 | 34 TSHIEBWE O foul shooting (3 - 5) | | | 12 CASTLETON C foul drawn (2) |
| 06:51 | | 59-49 | 10 | 12 CASTLETON C free throw 1 - 2 made (15) |
| 06:51 | 24 LIVINGSTON C substitution out | | | |
| 06:51 | 0 TOPPIN J substitution in | | | |
| 06:51 | | 59-50 | 9 | 12 CASTLETON C free throw 2 - 2 made (16) |
| 06:38 | 0 TOPPIN J turnover bad pass (1) | | | 24 KUGEL R steal (2) |
| 06:34 | | | | 24 KUGEL R 2pt FG from turnover in the paint, jump shot blocked |
| 06:34 | 22 WALLACE C block (3) | | | |
| 06:30 | 0 TOPPIN J defensive rebound (8) | | | |
| 06:27 | 1 FREDRICK C 3pt FG , jump shot missed | | | |
| 06:25 | 0 TOPPIN J offensive rebound (9) | | | |
| 05:56 | 0 TOPPIN J 2pt FG second chance outside the paint, jump shot missed | | | |
| 05:54 | 34 TSHIEBWE O offensive rebound (15) | | | |



Florida at Kentucky

02/04/23 Rupp Arena, Lexington
2022-23 Men's Basketball

Game Time: 8:30 PM
Game Duration: 2:05
Attendance: 20,315

Officials: Anthony Jordan, Todd Austin, Olandis Poole

| Game Time | UKY | Score | Diff | FLA |
|-----------|---|---------------|----------|---|
| 05:38 | 34 TSHIEBWE O 2pt FG second chance in the paint, dunk, missed | | | |
| 05:36 | | | | 12 CASTLETON C defensive rebound (8) |
| 05:24 | | 59-52 | 7 | 12 CASTLETON C 2pt FG in the paint, jump shot made (18) |
| 04:57 | 2 WHEELER S 3pt FG , jump shot missed | | | |
| 04:52 | 2 WHEELER S offensive rebound (2) | | | |
| 04:51 | 2 WHEELER S 2pt FG second chance in the paint, layup made (8) | 61-52 | 9 | |
| 04:33 | | 61-54 | 7 | 0 JONES M 2pt FG in the paint, layup made (2) |
| 04:31 | | | | Timeout 30 Sec |
| 04:04 | 0 TOPPIN J foul drawn (1) | | | 5 RICHARD W foul personal (2 - 4) |
| 03:49 | 34 TSHIEBWE O 2pt FG in the paint, layup missed | | | |
| 03:47 | | | | 5 RICHARD W defensive rebound (6) |
| 03:36 | 34 TSHIEBWE O foul shooting (4 - 6) | | | 12 CASTLETON C foul drawn (3) |
| 03:36 | | Timeout media | | |
| 03:36 | | 61-55 | 6 | 12 CASTLETON C free throw 1 - 2 made (19) |
| 03:36 | | 61-56 | 5 | 12 CASTLETON C free throw 2 - 2 made (20) |
| 03:11 | 1 FREDRICK C 3pt FG , jump shot missed | | | |
| 03:07 | 0 TOPPIN J offensive rebound (10) | | | |
| 02:50 | 22 WALLACE C 3pt FG second chance, jump shot made (16) | 64-56 | 8 | |
| 02:27 | | 64-59 | 5 | 5 RICHARD W 3pt FG , jump shot made (13) |
| 02:27 | | | | 24 KUGEL R assist (2) |
| 02:03 | 0 TOPPIN J 2pt FG outside the paint, jump shot made (17) | 66-59 | 7 | |
| 02:03 | 22 WALLACE C assist (2) | | | |
| 01:38 | | 66-61 | 5 | 12 CASTLETON C 2pt FG in the paint, jump shot made (22) |
| 01:38 | 34 TSHIEBWE O foul shooting (5 - 7) | | | 12 CASTLETON C foul drawn (4) |
| 01:38 | 34 TSHIEBWE O substitution out | | | |
| 01:38 | 4 COLLINS D substitution in | | | |
| 01:38 | | 66-62 | 4 | 12 CASTLETON C free throw 1 - 1 made (23) |
| 01:17 | 22 WALLACE C 2pt FG in the paint, layup made (18) | 68-62 | 6 | |
| 01:05 | | 68-64 | 4 | 12 CASTLETON C 2pt FG in the paint, jump shot made (25) |
| 01:05 | | | | 0 JONES M assist (2) |
| 01:02 | | | | Timeout 60 Sec |
| 00:55 | 22 WALLACE C foul drawn (3) | | | 11 LOFTON K foul personal (1 - 5) |
| 00:55 | | | | 0 JONES M substitution out |
| 00:55 | | | | 3 FUDGE A substitution in |
| 00:54 | Timeout 30 Sec | | | |
| 00:52 | 0 TOPPIN J foul drawn (2) | | | 24 KUGEL R foul personal (2 - 6) |
| 00:51 | 4 COLLINS D foul drawn (2) | | | 12 CASTLETON C foul personal (3 - 7) |
| 00:51 | | | | 3 FUDGE A substitution out |
| 00:51 | | | | 0 JONES M substitution in |
| 00:51 | 4 COLLINS D 1&1 free throw 1 made (2) | 69-64 | 5 | |
| 00:51 | 4 COLLINS D 1&1 free throw 2 made (3) | 70-64 | 6 | |
| 00:51 | 4 COLLINS D substitution out | | | |
| 00:51 | 24 LIVINGSTON C substitution in | | | |
| 00:38 | | 70-67 | 3 | 0 JONES M 3pt FG , jump shot made (5) |
| 00:35 | 0 TOPPIN J foul drawn (3) | | | 0 JONES M foul personal (2 - 8) |
| 00:35 | 0 TOPPIN J 1&1 free throw 1 missed | | | |
| 00:35 | | | | 0 JONES M defensive rebound (3) |
| 00:17 | | | | 0 JONES M 3pt FG , jump shot missed |



Official Basketball Play by Play - Second Half

Florida at Kentucky

02/04/23 Rupp Arena, Lexington
2022-23 Men's Basketball

Game Time: 8:30 PM

Game Duration: 2:05

Attendance: 20,315

Officials: Anthony Jordan, Todd Austin, Olandis Poole

| Game Time | UKY | Score | Diff | FLA |
|----------------------|---|--------------|----------|-------------------------------------|
| 00:15 | 22 WALLACE C defensive rebound (3) | | | |
| 00:13 | 22 WALLACE C foul drawn (4) | | | 5 RICHARD W foul personal (3 - 9) |
| 00:13 | 22 WALLACE C 1&1 free throw 1 made (19) | 71-67 | 4 | |
| 00:13 | 22 WALLACE C 1&1 free throw 2 made (20) | 72-67 | 5 | |
| 00:06 | | | | 0 JONES M 3pt FG , jump shot missed |
| 00:03 | defensive rebound (38) | | | |
| 00:03 | 24 LIVINGSTON C substitution out | | | |
| 00:03 | 4 COLLINS D substitution in | | | |
| END OF GAME | | | | |
| UKY 72-67 FLA | | | | |



Florida at Kentucky

02/04/23 Rupp Arena, Lexington
2022-23 Men's Basketball

Game Time: 8:30 PM
Game Duration: 2:05
Attendance: 20,315

Officials: Anthony Jordan, Todd Austin, Olandis Poole

Florida - 45

| NO. | Name | F/G | Min | FG | | | Rebounds | | | Fouls | | TP | AS | TO | ST | Blocks | | +/- |
|---------------|-----------------|-----|-------|-------|------|-----|----------|----|-----|-------|----|----|----|----|----|--------|----|-----|
| | | | | M-A | M-A | M-A | OR | DR | TOT | PF | FD | | | | | BS | BA | |
| 12 | Colin Castleton | F | 20:00 | 7-9 | 0-1 | 5-5 | 1 | 2 | 3 | 2 | 3 | 19 | 4 | 0 | 1 | 1 | 0 | 6 |
| 0 | Myreon Jones | G | 18:21 | 2-4 | 1-3 | 0-0 | 0 | 2 | 2 | 1 | 0 | 5 | 1 | 0 | 0 | 0 | 0 | 8 |
| 5 | Will Richard | G | 16:57 | 3-6 | 1-3 | 1-2 | 2 | 2 | 4 | 2 | 2 | 8 | 0 | 1 | 1 | 0 | 0 | 7 |
| 11 | Kyle Lofton | G | 18:57 | 3-4 | 3-3 | 0-0 | 0 | 0 | 0 | 1 | 1 | 9 | 0 | 0 | 0 | 0 | 1 | 10 |
| 24 | Riley Kugel | G | 18:25 | 1-4 | 0-2 | 2-2 | 0 | 0 | 0 | 2 | 1 | 4 | 2 | 0 | 2 | 0 | 1 | 8 |
| 14 | Kowacie Reeves | | 04:38 | 0-2 | 0-1 | 0-0 | 0 | 0 | 0 | 0 | 0 | 0 | 0 | 0 | 0 | 1 | 0 | -3 |
| 3 | Alex Fudge | | 02:42 | 0-0 | 0-0 | 0-0 | 1 | 0 | 1 | 1 | 0 | 0 | 0 | 1 | 0 | 0 | 0 | -6 |
| Team | | | | | | | 0 | 1 | 1 | | | 0 | | 0 | | | | |
| Totals | | | | 16-29 | 5-13 | 8-9 | 4 | 7 | 11 | 9 | 7 | 45 | 7 | 2 | 4 | 2 | 2 | 6 |

| Shooting By Period | | |
|---------------------|-------|-------|
| 2 nd FG% | 16-29 | 55.2% |
| 3PT% | 5-13 | 38.5% |
| FT% | 8-9 | 88.9% |
| GM FG% | 16-29 | 55.2% |
| 3PT% | 5-13 | 38.5% |
| FT% | 8-9 | 88.9% |

Dead Ball Rebounds: 1, 0

Technical Fouls::NONE

Kentucky - 39

| NO. | Name | F/G | Min | FG | | | Rebounds | | | Fouls | | TP | AS | TO | ST | Blocks | | +/- |
|---------------|------------------|-----|-------|-------|-----|-----|----------|----|-----|-------|----|----|----|----|----|--------|----|-----|
| | | | | M-A | M-A | M-A | OR | DR | TOT | PF | FD | | | | | BS | BA | |
| 0 | Jacob Toppin | F | 16:46 | 4-6 | 0-0 | 0-1 | 2 | 1 | 3 | 2 | 3 | 8 | 1 | 1 | 0 | 0 | 0 | -6 |
| 24 | Chris Livingston | F | 08:03 | 1-1 | 0-0 | 2-2 | 0 | 0 | 0 | 1 | 1 | 4 | 0 | 0 | 0 | 0 | 0 | -5 |
| 34 | Oscar Tshiebwe | F | 18:22 | 1-6 | 0-0 | 0-0 | 3 | 5 | 8 | 3 | 1 | 2 | 1 | 2 | 0 | 0 | 2 | -6 |
| 1 | CJ Fredrick | G | 18:25 | 1-5 | 1-4 | 0-0 | 0 | 0 | 0 | 0 | 0 | 3 | 0 | 2 | 0 | 0 | 0 | -9 |
| 22 | Cason Wallace | G | 14:38 | 4-5 | 1-1 | 3-3 | 0 | 1 | 1 | 1 | 3 | 12 | 1 | 1 | 0 | 1 | 0 | -7 |
| 2 | Sahvir Wheeler | | 16:00 | 3-4 | 0-1 | 0-0 | 1 | 1 | 2 | 0 | 0 | 6 | 0 | 0 | 1 | 0 | 0 | -2 |
| 12 | Antonio Reeves | | 06:57 | 1-1 | 0-0 | 0-0 | 0 | 0 | 0 | 0 | 0 | 2 | 0 | 0 | 0 | 1 | 0 | 4 |
| 4 | Daimion Collins | | 00:49 | 0-0 | 0-0 | 2-2 | 0 | 0 | 0 | 0 | 1 | 2 | 0 | 0 | 0 | 0 | 0 | 1 |
| Team | | | | | | | 1 | 1 | 2 | | | 0 | | 0 | | | | |
| Totals | | | | 15-28 | 2-6 | 7-8 | 7 | 9 | 16 | 7 | 9 | 39 | 3 | 6 | 1 | 2 | 2 | -6 |

| Shooting By Period | | |
|---------------------|-------|-------|
| 2 nd FG% | 15-28 | 53.6% |
| 3PT% | 2-6 | 33.3% |
| FT% | 7-8 | 87.5% |
| GM FG% | 15-28 | 53.6% |
| 3PT% | 2-6 | 33.3% |
| FT% | 7-8 | 87.5% |

Dead Ball Rebounds: 0, 0

Technical Fouls::NONE

| | FLA | UKY |
|------------------|---------------------------|---------------------------|
| Biggest lead | 0 (1 st 20:00) | 14 (2 nd 8:19) |
| Best Scoring Run | 7(2 nd 5:24) | 6(2 nd 14:01) |
| Lead Changes | 0 | |
| Times Tied | 0 | |
| Time with Lead | 00:00 | 19:45 |

| Points from | FLA | UKY |
|---------------|-----|-----|
| Turnovers | 7 | 4 |
| Paint | 20 | 18 |
| Second Chance | 8 | 9 |
| Fast Breaks | 0 | 8 |
| Bench | 0 | 10 |

| | Period by Period Scoring | | |
|-----|--------------------------|-----|-----|
| | 1st | 2nd | TOT |
| FLA | 22 | 45 | 67 |
| UKY | 33 | 39 | 72 |



Florida at Kentucky

02/04/23 Rupp Arena, Lexington
2022-23 Men's Basketball

Game Time: 8:30 PM
Game Duration: 2:05
Attendance: 20,315

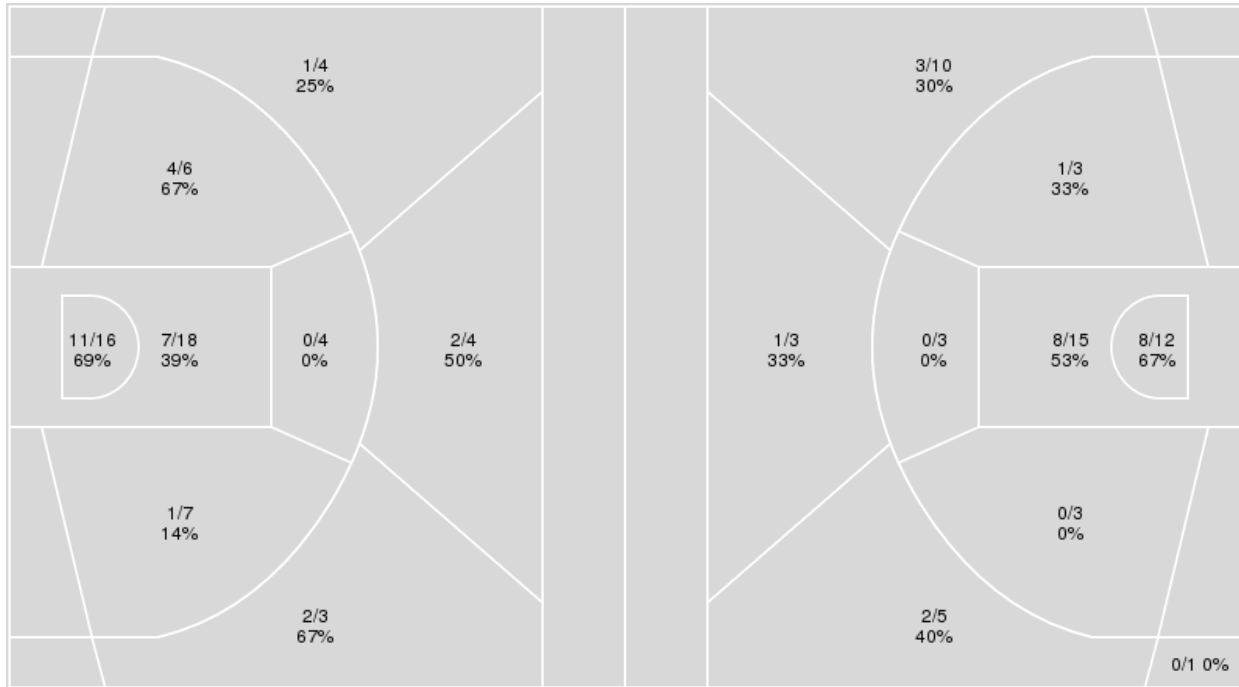
Officials: Anthony Jordan, Todd Austin, Olandis Poole

{ Players => All; } FG Types => All; Results => All;

{ Players => 0, 1, 2, 3, 4, 5, 10, 11, 12, 13, 14, 20, 21, 24, 33; } FG
Types => All; Results => All;

Kentucky

Florida



| Kentucky | M/A | % |
|-------------|-------|----|
| Field Goals | 28/62 | 45 |
| 2 Points | 23/51 | 45 |
| 3 Points | 5/11 | 45 |
| Free Throws | 11/13 | 85 |

| Florida | M/A | % |
|-------------|-------|----|
| Field Goals | 23/55 | 42 |
| 2 Points | 17/36 | 47 |
| 3 Points | 6/19 | 32 |
| Free Throws | 15/17 | 88 |



Florida at Kentucky

02/04/23 Rupp Arena, Lexington
2022-23 Men's Basketball

Game Time: 8:30 PM
Game Duration: 2:05
Attendance: 20,315

Officials: Anthony Jordan, Todd Austin, Olandis Poole

Florida

| No | Name | Mins | | Score | | Points Diff | | Points per Min | | Assists | | Rebounds | | Steals | | Turnovers | |
|----|-----------------|-------|-------|---------|---------|-------------|-----|----------------|------|---------|-----|----------|-----|--------|-----|-----------|-----|
| | | On | Off | On | Off | On | Off | On | Off | On | Off | On | Off | On | Off | On | Off |
| 0 | Myreon Jones | 27:31 | 12:29 | 48 - 48 | 19 - 24 | 0 | -5 | 1.74 | 1.52 | 9 | 2 | 17 | 13 | 5 | 0 | 6 | 3 |
| 2 | Trey Bonham | 03:26 | 36:34 | 7 - 7 | 60 - 65 | 0 | -5 | 2.04 | 1.64 | 2 | 9 | 2 | 28 | 0 | 5 | 1 | 8 |
| 3 | Alex Fudge | 12:44 | 27:16 | 16 - 27 | 51 - 45 | -11 | 6 | 1.26 | 1.87 | 1 | 10 | 14 | 16 | 0 | 5 | 4 | 5 |
| 5 | Will Richard | 31:49 | 08:11 | 58 - 60 | 9 - 12 | -2 | -3 | 1.82 | 1.10 | 8 | 3 | 23 | 7 | 4 | 1 | 7 | 2 |
| 11 | Kyle Lofton | 38:25 | 01:35 | 65 - 64 | 2 - 8 | 1 | -6 | 1.69 | 1.26 | 11 | 0 | 29 | 1 | 5 | 0 | 7 | 2 |
| 12 | Colin Castleton | 36:41 | 03:19 | 60 - 65 | 7 - 7 | -5 | 0 | 1.64 | 2.11 | 9 | 2 | 28 | 2 | 5 | 0 | 8 | 1 |
| 14 | Kowacie Reeves | 15:57 | 24:03 | 20 - 29 | 47 - 43 | -9 | 4 | 1.25 | 1.95 | 3 | 8 | 15 | 15 | 1 | 4 | 4 | 5 |
| 24 | Riley Kugel | 30:08 | 09:52 | 54 - 53 | 13 - 19 | 1 | -6 | 1.79 | 1.32 | 10 | 1 | 20 | 10 | 5 | 0 | 7 | 2 |
| 33 | Jason Jitoboh | 03:19 | 36:41 | 7 - 7 | 60 - 65 | 0 | -5 | 2.11 | 1.64 | 2 | 9 | 2 | 28 | 0 | 5 | 1 | 8 |

Kentucky

| No | Name | Mins | | Score | | Points Diff | | Points per Min | | Assists | | Rebounds | | Steals | | Turnovers | |
|----|------------------|-------|-------|---------|---------|-------------|-----|----------------|------|---------|-----|----------|-----|--------|-----|-----------|-----|
| | | On | Off | On | Off | On | Off | On | Off | On | Off | On | Off | On | Off | On | Off |
| 0 | Jacob Toppin | 35:01 | 04:59 | 58 - 56 | 14 - 11 | 2 | 3 | 1.66 | 2.81 | 10 | 0 | 36 | 2 | 4 | 2 | 8 | 1 |
| 1 | CJ Fredrick | 35:32 | 04:28 | 64 - 61 | 8 - 6 | 3 | 2 | 1.80 | 1.79 | 9 | 1 | 36 | 2 | 6 | 0 | 9 | 0 |
| 2 | Sahvir Wheeler | 25:34 | 14:26 | 49 - 48 | 23 - 19 | 1 | 4 | 1.92 | 1.59 | 6 | 4 | 21 | 17 | 2 | 4 | 3 | 6 |
| 4 | Daimion Collins | 05:04 | 34:56 | 16 - 5 | 56 - 62 | 11 | -6 | 3.16 | 1.60 | 2 | 8 | 4 | 34 | 2 | 4 | 0 | 9 |
| 12 | Antonio Reeves | 18:31 | 21:29 | 35 - 31 | 37 - 36 | 4 | 1 | 1.89 | 1.72 | 3 | 7 | 11 | 27 | 2 | 4 | 2 | 7 |
| 22 | Cason Wallace | 27:15 | 12:45 | 49 - 48 | 23 - 19 | 1 | 4 | 1.80 | 1.80 | 6 | 4 | 27 | 11 | 5 | 1 | 8 | 1 |
| 24 | Chris Livingston | 18:56 | 21:04 | 35 - 27 | 37 - 40 | 8 | -3 | 1.85 | 1.76 | 6 | 4 | 23 | 15 | 5 | 1 | 6 | 3 |
| 34 | Oscar Tshiebwe | 34:07 | 05:53 | 54 - 59 | 18 - 8 | -5 | 10 | 1.58 | 3.06 | 8 | 2 | 32 | 6 | 4 | 2 | 9 | 0 |



Florida at Kentucky

02/04/23 Rupp Arena, Lexington
2022-23 Men's Basketball

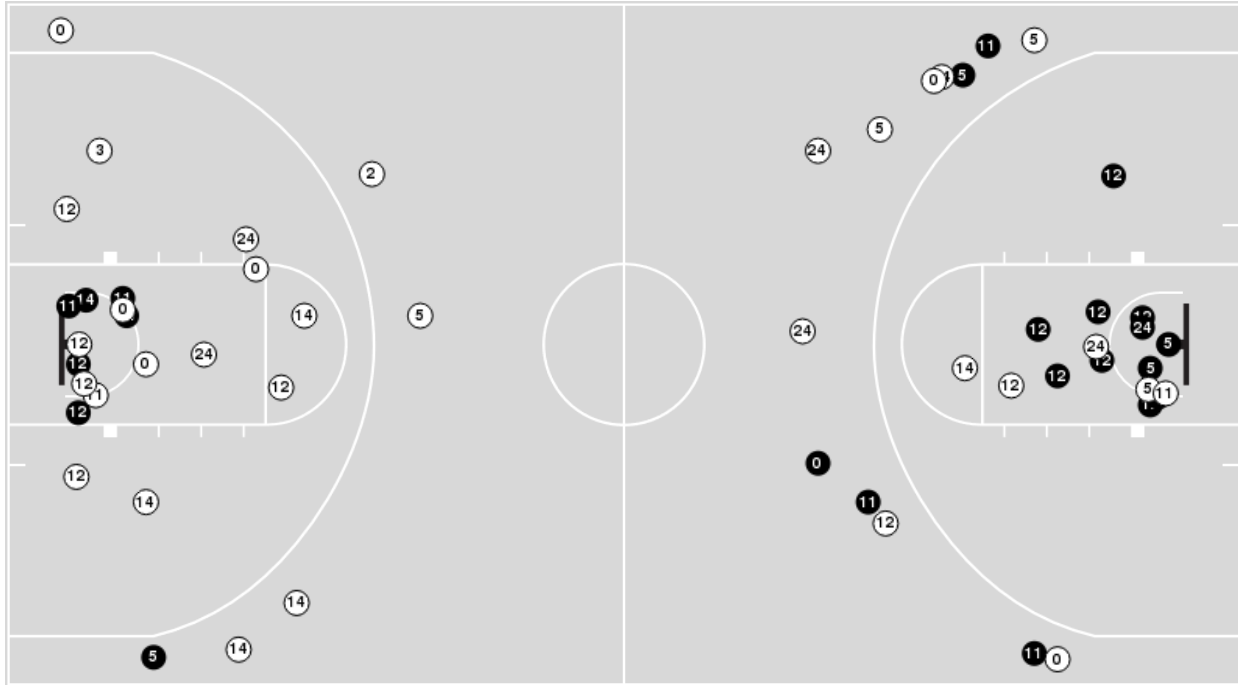
Game Time: 8:30 PM
Game Duration: 2:05
Attendance: 20,315

Officials: Anthony Jordan, Todd Austin, Olandis Poole

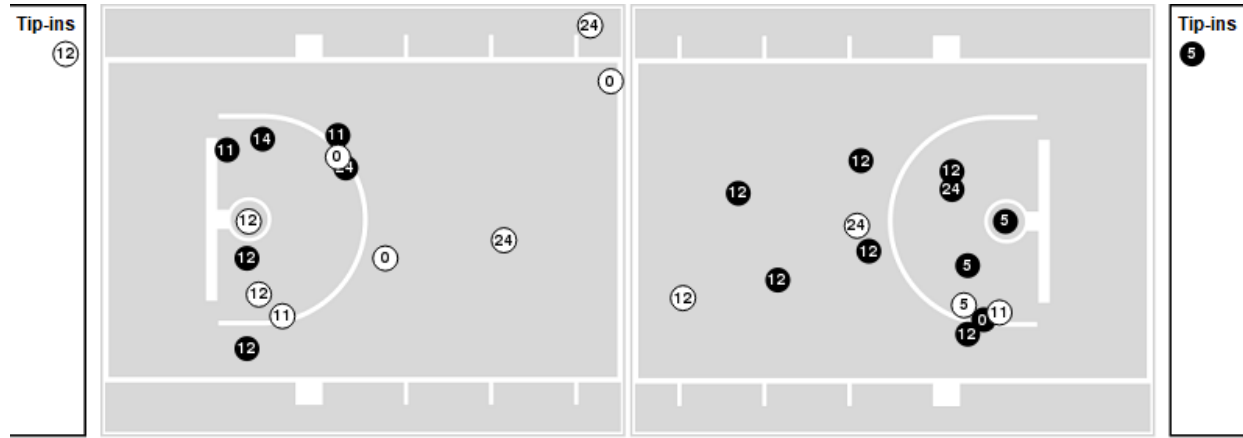
Players => 0, 1, 2, 3, 4, 5, 10, 11, 12, 13, 14, 20, 21, 24, 33FG Types=>AllResults=>All

Florida

All Field Goals



Blow Up Chart



● Made ○ Missed N - Player Number

| Florida | M/A | % |
|-------------|-------|----|
| Field Goals | 23/55 | 42 |
| 2 Points | 17/36 | 47 |
| 3 Points | 6/19 | 32 |
| Free Throws | 15/17 | 88 |

| Florida | M/A | % |
|----------------------|--------------|----|
| Points in the Paint | 32 (16 / 27) | 59 |
| Fast Break Points | 0 (0/0) | 0 |
| Second Chance Points | 8 (4/8) | 50 |
| Effective FG% | 47 | |



Florida at Kentucky

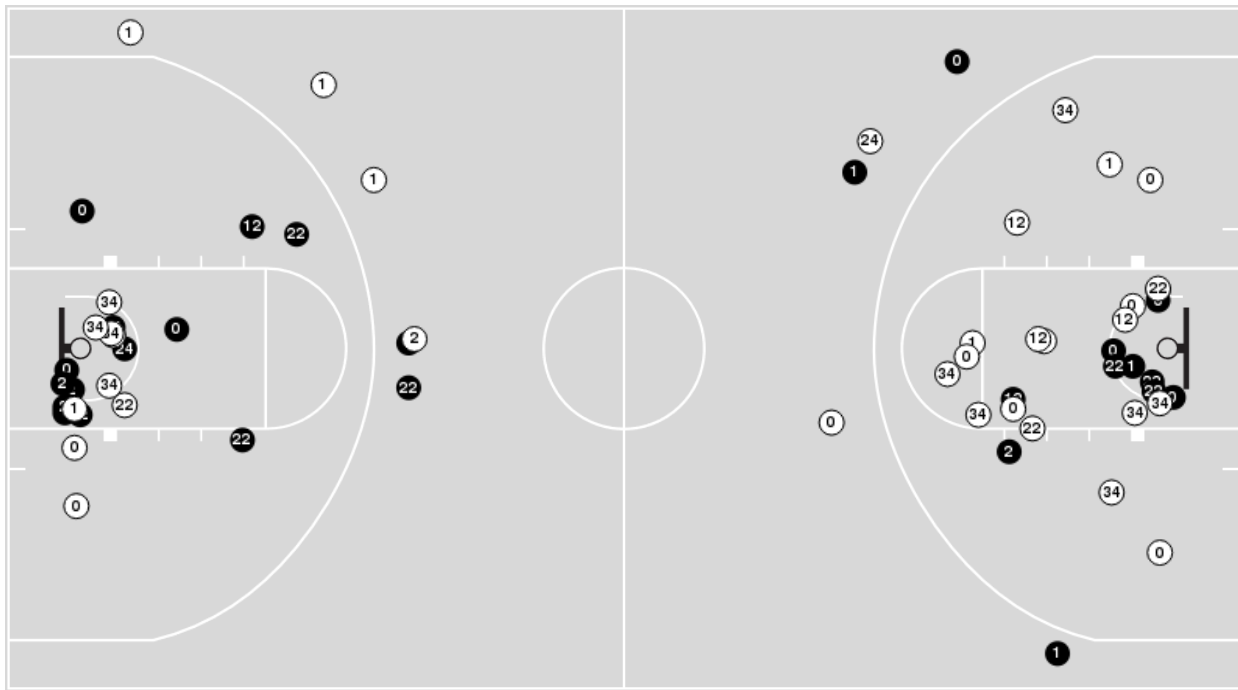
02/04/23 Rupp Arena, Lexington
2022-23 Men's Basketball

Officials: Anthony Jordan, Todd Austin, Olandis Poole

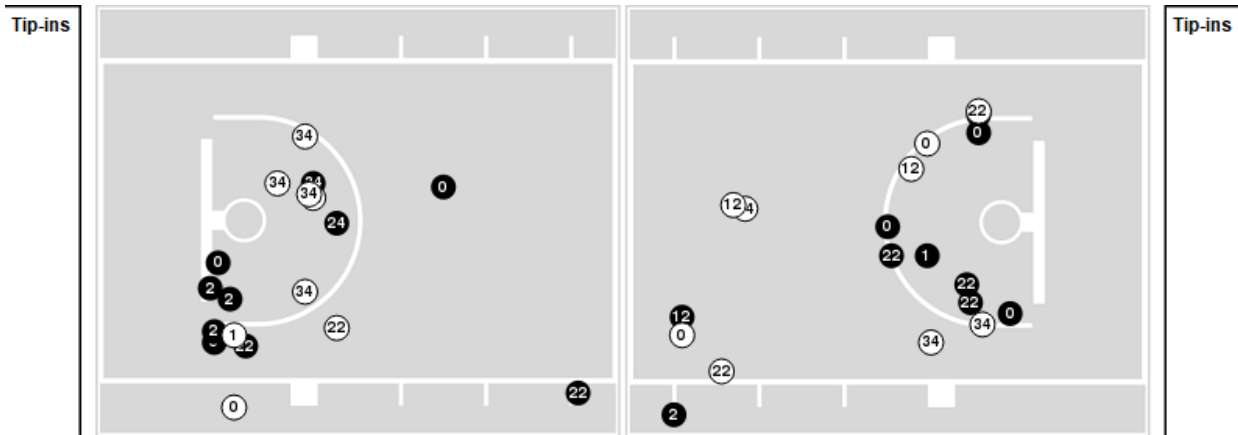
Players => AllFG Types=>AllResults=>All

Kentucky

All Field Goals



Blow Up Chart



● Made ○ Missed N - Player Number

| Kentucky | M/A | % |
|-------------|-------|----|
| Field Goals | 28/62 | 45 |
| 2 Points | 23/51 | 45 |
| 3 Points | 5/11 | 45 |
| Free Throws | 11/13 | 85 |

| Kentucky | M/A | % |
|----------------------|--------------|----|
| Points in the Paint | 36 (18 / 34) | 53 |
| Fast Break Points | 14 (9/11) | 82 |
| Second Chance Points | 15 (6/12) | 50 |
| Effective FG% | 49 | |



Florida at Kentucky

02/04/23 Rupp Arena, Lexington
2022-23 Men's Basketball

Game Time: 8:30 PM

Game Duration: 2:05

Attendance: 20,315

Officials: Anthony Jordan, Todd Austin, Olandis Poole

Florida

| Lineup | Quarter On | Time On | Quarter Off | Time Off | Time on Court | Score | Score Diff | Reb | Stl | Tov | Ass | PPP |
|---|------------|---------|-------------|----------|---------------|-------|------------|-----|-----|-----|-----|--------|
| 0- Jones M/ 5- Richard W/ 11- Lofton K/ 12- Castleton C/ 24- Kugel R/ | 1 | 20:00 | 1 | 15:51 | 04:09 | 2-5 | -3 | 3 | 1 | 2 | 1 | 0.2857 |
| 0- Jones M/ 3- Fudge A/ 11- Lofton K/ 12- Castleton C/ 14- Reeves K/ | 1 | 15:51 | 1 | 12:28 | 03:23 | 4-5 | -1 | 3 | 0 | 1 | 1 | 0.8197 |
| 3- Fudge A/ 11- Lofton K/ 12- Castleton C/ 14- Reeves K/ 24- Kugel R/ | 1 | 12:28 | 1 | 11:11 | 01:17 | 1-0 | 1 | 3 | 0 | 1 | 0 | 0.2907 |
| 2- Bonham T/ 3- Fudge A/ 12- Castleton C/ 14- Reeves K/ 24- Kugel R/ | 1 | 11:11 | 1 | 10:43 | 00:28 | 0-2 | -2 | 0 | 0 | 0 | 0 | 0.0000 |
| 2- Bonham T/ 5- Richard W/ 12- Castleton C/ 14- Reeves K/ 24- Kugel R/ | 1 | 10:43 | 1 | 10:39 | 00:04 | 0-0 | 0 | 0 | 0 | 1 | 0 | 0.0000 |
| 5- Richard W/ 11- Lofton K/ 12- Castleton C/ 14- Reeves K/ 24- Kugel R/ | 1 | 10:39 | 1 | 09:26 | 01:13 | 2-3 | -1 | 1 | 0 | 0 | 0 | 1.0638 |
| 0- Jones M/ 5- Richard W/ 11- Lofton K/ 12- Castleton C/ 24- Kugel R/ | 1 | 09:26 | 1 | 08:13 | 01:13 | 0-2 | -2 | 1 | 0 | 0 | 0 | 0.0000 |
| 0- Jones M/ 5- Richard W/ 11- Lofton K/ 24- Kugel R/ 33- Jitoboh J/ | 1 | 08:13 | 1 | 07:48 | 00:25 | 0-2 | -2 | 0 | 0 | 1 | 0 | 0.0000 |
| 2- Bonham T/ 5- Richard W/ 11- Lofton K/ 24- Kugel R/ 33- Jitoboh J/ | 1 | 07:48 | 1 | 04:54 | 02:54 | 7-5 | 2 | 2 | 0 | 0 | 2 | 1.4000 |
| 3- Fudge A/ 5- Richard W/ 11- Lofton K/ 12- Castleton C/ 14- Reeves K/ | 1 | 04:54 | 2 | 20:00 | 04:54 | 6-9 | -3 | 6 | 0 | 1 | 0 | 0.9494 |
| 0- Jones M/ 5- Richard W/ 11- Lofton K/ 12- Castleton C/ 24- Kugel R/ | 2 | 20:00 | 2 | 13:41 | 06:19 | 14-10 | 4 | 5 | 2 | 1 | 2 | 1.2727 |
| 0- Jones M/ 11- Lofton K/ 12- Castleton C/ 14- Reeves K/ 24- Kugel R/ | 2 | 13:41 | 2 | 10:38 | 03:03 | 4-5 | -1 | 1 | 1 | 0 | 2 | 1.0000 |
| 3- Fudge A/ 5- Richard W/ 11- Lofton K/ 12- Castleton C/ 14- Reeves K/ | 2 | 10:38 | 2 | 09:03 | 01:35 | 3-5 | -2 | 1 | 0 | 0 | 0 | 1.5957 |
| 0- Jones M/ 3- Fudge A/ 5- Richard W/ 12- Castleton C/ 24- Kugel R/ | 2 | 09:03 | 2 | 08:00 | 01:03 | 2-6 | -4 | 1 | 0 | 1 | 0 | 1.0638 |
| 0- Jones M/ 5- Richard W/ 11- Lofton K/ 12- Castleton C/ 24- Kugel R/ | 2 | 08:00 | 2 | 00:55 | 07:04 | 19-9 | 10 | 2 | 1 | 0 | 3 | 2.0652 |
| 3- Fudge A/ 5- Richard W/ 11- Lofton K/ 12- Castleton C/ 24- Kugel R/ | 2 | 00:55 | 2 | 00:51 | 00:04 | 0-0 | 0 | 0 | 0 | 0 | 0 | 0.0000 |
| 0- Jones M/ 5- Richard W/ 11- Lofton K/ 12- Castleton C/ 24- Kugel R/ | 2 | 00:51 | 2 | 00:00 | 00:52 | 3-4 | -1 | 1 | 0 | 0 | 0 | 1.0000 |



Florida at Kentucky

02/04/23 Rupp Arena, Lexington
2022-23 Men's Basketball

Game Time: 8:30 PM
Game Duration: 2:05
Attendance: 20,315

Officials: Anthony Jordan, Todd Austin, Olandis Poole

Kentucky

| Lineup | Quarter On | Time On | Quarter Off | Time Off | Time on Court | Score | Score Diff | Reb | Stl | Tov | Ass | PPP |
|---|------------|---------|-------------|----------|---------------|-------|------------|-----|-----|-----|-----|--------|
| 0- Toppin J/ 1- Fredrick C/ 22- Wallace C/ 24- Livingston C/ 34- Tshiebwe O/ | 1 | 20:00 | 1 | 15:51 | 04:09 | 5-2 | 3 | 8 | 2 | 2 | 2 | 0.8333 |
| 0- Toppin J/ 1- Fredrick C/ 2- Wheeler S/ 24- Livingston C/ 34- Tshiebwe O/ | 1 | 15:51 | 1 | 14:04 | 01:47 | 3-2 | 1 | 4 | 0 | 0 | 1 | 1.0000 |
| 0- Toppin J/ 2- Wheeler S/ 12- Reeves A/ 24- Livingston C/ 34- Tshiebwe O/ | 1 | 14:04 | 1 | 13:22 | 00:42 | 0-1 | -1 | 0 | 0 | 0 | 0 | 0.0000 |
| 0- Toppin J/ 2- Wheeler S/ 12- Reeves A/ 22- Wallace C/ 34- Tshiebwe O/ | 1 | 13:22 | 1 | 11:11 | 02:11 | 2-2 | 0 | 2 | 0 | 0 | 1 | 0.5000 |
| 1- Fredrick C/ 4- Collins D/ 12- Reeves A/ 22- Wallace C/ 24- Livingston C/ | 1 | 11:11 | 1 | 09:26 | 01:45 | 5-2 | 3 | 1 | 1 | 0 | 0 | 1.3298 |
| 0- Toppin J/ 1- Fredrick C/ 12- Reeves A/ 22- Wallace C/ 34- Tshiebwe O/ | 1 | 09:26 | 1 | 04:54 | 04:32 | 9-7 | 2 | 4 | 1 | 1 | 1 | 1.2097 |
| 0- Toppin J/ 1- Fredrick C/ 2- Wheeler S/ 12- Reeves A/ 34- Tshiebwe O/ | 1 | 04:54 | 1 | 02:30 | 02:24 | 2-6 | -4 | 0 | 0 | 0 | 0 | 0.5000 |
| 0- Toppin J/ 1- Fredrick C/ 2- Wheeler S/ 4- Collins D/ 24- Livingston C/ | 1 | 02:30 | 2 | 20:00 | 02:30 | 7-0 | 7 | 3 | 1 | 0 | 2 | 1.7500 |
| 0- Toppin J/ 1- Fredrick C/ 22- Wallace C/ 24- Livingston C/ 34- Tshiebwe O/ | 2 | 20:00 | 2 | 16:00 | 04:00 | 4-8 | -4 | 4 | 0 | 3 | 1 | 0.5000 |
| 0- Toppin J/ 1- Fredrick C/ 2- Wheeler S/ 12- Reeves A/ 34- Tshiebwe O/ | 2 | 16:00 | 2 | 10:38 | 05:22 | 11-10 | 1 | 4 | 0 | 1 | 1 | 1.5714 |
| 0- Toppin J/ 2- Wheeler S/ 12- Reeves A/ 22- Wallace C/ 34- Tshiebwe O/ | 2 | 10:38 | 2 | 10:05 | 00:33 | 2-0 | 2 | 0 | 0 | 0 | 0 | 2.0000 |
| 2- Wheeler S/ 12- Reeves A/ 22- Wallace C/ 24- Livingston C/ 34- Tshiebwe O/ | 2 | 10:05 | 2 | 09:03 | 01:02 | 4-3 | 1 | 0 | 0 | 0 | 0 | 2.1277 |
| 1- Fredrick C/ 2- Wheeler S/ 22- Wallace C/ 24- Livingston C/ 34- Tshiebwe O/ | 2 | 09:03 | 2 | 06:51 | 02:12 | 5-6 | -1 | 1 | 1 | 1 | 0 | 1.4535 |
| 0- Toppin J/ 1- Fredrick C/ 2- Wheeler S/ 22- Wallace C/ 34- Tshiebwe O/ | 2 | 06:51 | 2 | 01:38 | 05:13 | 7-12 | -5 | 5 | 0 | 1 | 1 | 1.1667 |
| 0- Toppin J/ 1- Fredrick C/ 2- Wheeler S/ 4- Collins D/ 22- Wallace C/ | 2 | 01:38 | 2 | 00:51 | 00:46 | 4-3 | 1 | 0 | 0 | 0 | 0 | 2.1277 |
| 0- Toppin J/ 1- Fredrick C/ 2- Wheeler S/ 22- Wallace C/ 24- Livingston C/ | 2 | 00:51 | 2 | 00:03 | 00:49 | 2-3 | -1 | 2 | 0 | 0 | 0 | 1.5152 |
| 0- Toppin J/ 1- Fredrick C/ 2- Wheeler S/ 4- Collins D/ 22- Wallace C/ | 2 | 00:03 | 2 | 00:00 | 00:03 | 0-0 | 0 | 0 | 0 | 0 | 0 | 0.0000 |



Florida at Kentucky

02/04/23 Rupp Arena, Lexington
2022-23 Men's Basketball

Game Time: 8:30 PM
Game Duration: 2:05
Attendance: 20,315

Officials: Anthony Jordan, Todd Austin, Olandis Poole

Florida

| Lineup | Time | Score | Score Diff | Pts/Min | Reb | Stl | Tov | Ass | PPP |
|---|-------|-------|------------|---------|-----|-----|-----|-----|--------|
| 0- Jones M/ 5- Richard W/ 11- Lofton K/ 12- Castleton C/ 24- Kugel R/ | 19:37 | 38-30 | 8 | 1.9371 | 12 | 4 | 3 | 6 | 1.1801 |
| 3- Fudge A/ 5- Richard W/ 11- Lofton K/ 12- Castleton C/ 14- Reeves K/ | 06:29 | 9-14 | -5 | 1.3882 | 7 | 0 | 1 | 0 | 1.0976 |
| 0- Jones M/ 3- Fudge A/ 11- Lofton K/ 12- Castleton C/ 14- Reeves K/ | 03:23 | 4-5 | -1 | 1.1823 | 3 | 0 | 1 | 1 | 0.8197 |
| 0- Jones M/ 11- Lofton K/ 12- Castleton C/ 14- Reeves K/ 24- Kugel R/ | 03:03 | 4-5 | -1 | 1.3115 | 1 | 1 | 0 | 2 | 1.0000 |
| 2- Bonham T/ 5- Richard W/ 11- Lofton K/ 24- Kugel R/ 33- Jitoboh J/ | 02:54 | 7-5 | 2 | 2.4138 | 2 | 0 | 0 | 2 | 1.4000 |
| 3- Fudge A/ 11- Lofton K/ 12- Castleton C/ 14- Reeves K/ 24- Kugel R/ | 01:17 | 1-0 | 1 | 0.7792 | 3 | 0 | 1 | 0 | 0.2907 |
| 5- Richard W/ 11- Lofton K/ 12- Castleton C/ 14- Reeves K/ 24- Kugel R/ | 01:13 | 2-3 | -1 | 1.6438 | 1 | 0 | 0 | 0 | 1.0638 |
| 0- Jones M/ 3- Fudge A/ 5- Richard W/ 12- Castleton C/ 24- Kugel R/ | 01:03 | 2-6 | -4 | 1.9048 | 1 | 0 | 1 | 0 | 1.0638 |
| 2- Bonham T/ 3- Fudge A/ 12- Castleton C/ 14- Reeves K/ 24- Kugel R/ | 00:28 | 0-2 | -2 | 0.0000 | 0 | 0 | 0 | 0 | 0.0000 |
| 0- Jones M/ 5- Richard W/ 11- Lofton K/ 24- Kugel R/ 33- Jitoboh J/ | 00:25 | 0-2 | -2 | 0.0000 | 0 | 0 | 1 | 0 | 0.0000 |
| 2- Bonham T/ 5- Richard W/ 12- Castleton C/ 14- Reeves K/ 24- Kugel R/ | 00:04 | 0-0 | 0 | 0.0000 | 0 | 0 | 1 | 0 | 0.0000 |
| 3- Fudge A/ 5- Richard W/ 11- Lofton K/ 12- Castleton C/ 24- Kugel R/ | 00:04 | 0-0 | 0 | 0.0000 | 0 | 0 | 0 | 0 | 0.0000 |



Florida at Kentucky

02/04/23 Rupp Arena, Lexington
2022-23 Men's Basketball

Game Time: 8:30 PM
Game Duration: 2:05
Attendance: 20,315

Officials: Anthony Jordan, Todd Austin, Olandis Poole

Kentucky

| Lineup | Time | Score | Score Diff | Pts/Min | Reb | Stl | Tov | Ass | PPP |
|---|-------|-------|------------|---------|-----|-----|-----|-----|--------|
| 0- Toppin J/ 1- Fredrick C/ 22- Wallace C/ 24- Livingston C/ 34- Tshiebwe O/ | 08:09 | 9-10 | -1 | 1.1043 | 12 | 2 | 5 | 3 | 0.6429 |
| 0- Toppin J/ 1- Fredrick C/ 2- Wheeler S/ 12- Reeves A/ 34- Tshiebwe O/ | 07:46 | 13-16 | -3 | 1.6738 | 4 | 0 | 1 | 1 | 1.1818 |
| 0- Toppin J/ 1- Fredrick C/ 2- Wheeler S/ 22- Wallace C/ 34- Tshiebwe O/ | 05:13 | 7-12 | -5 | 1.3419 | 5 | 0 | 1 | 1 | 1.1667 |
| 0- Toppin J/ 1- Fredrick C/ 12- Reeves A/ 22- Wallace C/ 34- Tshiebwe O/ | 04:32 | 9-7 | 2 | 1.9853 | 4 | 1 | 1 | 1 | 1.2097 |
| 0- Toppin J/ 2- Wheeler S/ 12- Reeves A/ 22- Wallace C/ 34- Tshiebwe O/ | 02:44 | 4-2 | 2 | 1.4634 | 2 | 0 | 0 | 1 | 0.8000 |
| 0- Toppin J/ 1- Fredrick C/ 2- Wheeler S/ 4- Collins D/ 24- Livingston C/ | 02:30 | 7-0 | 7 | 2.8000 | 3 | 1 | 0 | 2 | 1.7500 |
| 1- Fredrick C/ 2- Wheeler S/ 22- Wallace C/ 24- Livingston C/ 34- Tshiebwe O/ | 02:12 | 5-6 | -1 | 2.2727 | 1 | 1 | 1 | 0 | 1.4535 |
| 0- Toppin J/ 1- Fredrick C/ 2- Wheeler S/ 24- Livingston C/ 34- Tshiebwe O/ | 01:47 | 3-2 | 1 | 1.6822 | 4 | 0 | 0 | 1 | 1.0000 |
| 1- Fredrick C/ 4- Collins D/ 12- Reeves A/ 22- Wallace C/ 24- Livingston C/ | 01:45 | 5-2 | 3 | 2.8571 | 1 | 1 | 0 | 0 | 1.3298 |
| 2- Wheeler S/ 12- Reeves A/ 22- Wallace C/ 24- Livingston C/ 34- Tshiebwe O/ | 01:02 | 4-3 | 1 | 3.8710 | 0 | 0 | 0 | 0 | 2.1277 |
| 0- Toppin J/ 1- Fredrick C/ 2- Wheeler S/ 4- Collins D/ 22- Wallace C/ | 00:49 | 4-3 | 1 | 4.8980 | 0 | 0 | 0 | 0 | 2.1277 |
| 0- Toppin J/ 1- Fredrick C/ 2- Wheeler S/ 22- Wallace C/ 24- Livingston C/ | 00:49 | 2-3 | -1 | 2.4490 | 2 | 0 | 0 | 0 | 1.5152 |
| 0- Toppin J/ 2- Wheeler S/ 12- Reeves A/ 24- Livingston C/ 34- Tshiebwe O/ | 00:42 | 0-1 | -1 | 0.0000 | 0 | 0 | 0 | 0 | 0.0000 |