



# KENTUCKY

## 2022-23 MEN'S BASKETBALL



8 NATIONAL CHAMPIONSHIPS | 49 SEC TITLES | 31 SEC TOURNAMENT CHAMPIONSHIPS | 56 ALL-AMERICANS | 136 NBA DRAFT PICKS

### FLORIDA (13-9, 6-3) at KENTUCKY (15-7, 6-3)


Saturday, Feb. 4 • 8:30 p.m. ET • Rupp Arena at Central Bank Center (20,500) • Lexington, Ky.

#GoBigBlue • #LaFamilia • @KentuckyMBB

#### THE MATCHUP

**Series Breakdown**

- Overall - UK, 107-41
- At Lexington - UK, 54-11
- Calipari vs. UF - 22-9
- Golden vs. UK - 0-0
- Current UK Streak - W2



John Calipari	Todd Golden
Overall Record: 825-248*	Overall Record: 70-45
Record at UK: 380-108	Record at UF: 13-9
Overall Seasons: 31st	Overall Seasons: 4th
at Kentucky: 14th	at Florida: 1st

\*on-court record

#### BY THE NUMBERS

49	SEC regular-season titles in program history
31	SEC Tournament championships
13.6	Tshiebwe's nation-leading rebounds per game
.366	Kentucky's SEC-leading 3-point percentage

#### TALE OF THE TAPE

UK	STATISTIC	UF
75.3	Points Per Game	71.5
38.6	Rebounds PG	36.1
16.3	Assists PG	12.6
4.0	Blocks PG	6.1
6.8	Steals PG	6.5
11.5	Turnovers PG	11.6
.459	FG Pct.	.435
.366	3-Pt FG Pct.	.324
.689	FT Pct.	.739
1.4	Assist-to-TO Ratio	1.1

#### A UK WIN WOULD ...

- Move John Calipari within two of passing Ray Mears (182) for the fifth-most SEC regular-season wins in league history
- Be the third in a row away for the Wildcats against the Gators
- Improve the Wildcats to 313-60 all-time under Calipari against unranked Associated Press Top 25 foes

#### LAST GAME'S STARTERS




# 2

### SAHVIR WHEELER

5-9 • 180 • GUARD • SENIOR  
HOUSTON | UNIVERSITY OF GEORGIA

Averaging 7.7 points, 2.3 rebounds, and SEC-best 5.7 assists per game | Ranks 13th in UK history with 321 career assists | Has 10 games with six or more assists and has led the Wildcats in helpers on 14 occasions in 2022-23



# 1

### CJ FREDRICK

6-3 • 175 • GUARD • REDSHIRT SENIOR  
CINCINNATI | UNIVERSITY OF IOWA

Averaging 7.4 points per game | Tallied nine games in double-digits, including four of the last seven | Connected on multiple 3-pointers in nine contests | Had a season-high five assists at Vanderbilt



# 24

### CHRIS LIVINGSTON

6-6 • 220 • FORWARD • SOPHOMORE  
AKRON, OHIO | OAK HILL ACADEMY

Scored a career-high 14 points and added four boards against UCLA | Averaging 5.4 points and 2.9 rebounds per game | Appeared in all 22 games and made 15 starts | Two double-digit scoring efforts




# 0

### JACOB TOPPIN

6-9 • 205 • FORWARD • SENIOR  
BROOKLYN, N.Y. | UNIVERSITY OF RHODE ISLAND

Averaging 11.5 points and 6.3 rebounds per game | Scored a career-high 24 points and added seven boards in the win over Louisville | Recorded four double-doubles and 13 double-digit scoring contests



# 34

### OSCAR TSHIEBWE

6-9 • 260 • FORWARD • SENIOR  
LUBUMBASHI, D.R. OF THE CONGO | WEST VIRGINIA UNIV.

Averaging 16.5 points and a nation-best 13.6 rebounds per game | Has a league-best 13 double-doubles | Went for career-high 37 points while grabbing 24 boards vs. Georgia | SEC Player of the Week on Jan. 23

#### STATS LEADERS

POINTS PER GAME	
UK Oscar Tshiebwe	16.5
UF Colin Castleton	15.1
REBOUNDS PER GAME	
UK Oscar Tshiebwe	13.6
UF Colin Castleton	7.7
ASSISTS PER GAME	
UK Sahvir Wheeler	5.7
UF Kyle Loftin	3.1
STEALS PER GAME	
UK Cason Wallace	2.0
UF Bonham, Castleton	0.9
BLOCKS PER GAME	
UK Ugonna Onyenso	1.1
UF Colin Castleton	3.1
3-POINTERS	
UK Antonio Reeves	52
UF Will Richard	35
FIELD-GOAL PERCENTAGE (min. 100 att.)	
UK Oscar Tshiebwe	.581
UF Colin Castleton	.496
FREE-THROW PERCENTAGE (min. 30 att.)	
UK Antonio Reeves	.830
UF Will Richard	.894

#### NEED TO KNOW

Oscar Tshiebwe's 37-point, 24-rebound effort against Georgia was the first 35-point, 20-rebound game for a Wildcat since Mike Phillips totaled 35 points and 20 boards against LSU on Feb. 2, 1976. Tshiebwe joins Blake Griffin (Oklahoma), Brice Johnson (North Carolina) and Kevin Durant (Texas) as the only Division I players since the 1996-97 season to go for at least 37 points and 23 rebounds in a game.

UK is fifth in the nation in offensive rebounding percentage (37.5%) and 16th nationally with 13.27 offensive boards per contest.

Sahvir Wheeler sits fifth in SEC history with 653 career assists. Wheeler's 11 behind Alabama's Terry Coner for fourth place on the list.

In the last five games, Antonio Reeves is averaging 17.4 points and shooting 45.2% from long range.

At halftime, Mike Pratt (1968-70) will have his No. 22 jersey retired.

#### SCHEDULE

##### NOVEMBER

7	4/4	-/-	HOWARD	SECN	W, 95-63
11	4/4	-/-	DUQUESNE <sup>1</sup>	SECN	W, 77-52
15	4/4	RV/RV	vs. Michigan State <sup>2</sup>	ESPN	L, 86-77 <sup>NOT</sup>
17	4/4	-/-	SOUTH CAROLINA STATE <sup>3</sup>	SECN	W, 106-63
20	4/4	2/2	at Gonzaga	ESPN	L, 88-72
23	15/13	-/-	NORTH FLORIDA <sup>4</sup>	SECN+	W, 96-56
29	19/18	-/-	BELLARMINE	SECN+	W, 60-41

##### DECEMBER

4	19/18	RV/RV	vs. Michigan <sup>3</sup>	ABC	W, 73-69
10	16/16	-/-	YALE	SECN	W, 69-59
17	13/13	16/14	vs. UCLA <sup>4</sup>	CBS	L, 63-53
21	19/16	-/-	FLORIDA A&M <sup>5</sup>	SECN	W, 88-68
28	19/17	RV/RV	at Missouri*	SECN	L, 89-75
31	19/17	-/-	LOUISVILLE	CBS	W, 86-63

##### JANUARY

3	RV/25	RV/RV	LSU*	ESPN	W, 74-71
7	RV/25	7/7	at Alabama*	ESPN	L, 78-52
10	NR/RV	-/-	SOUTH CAROLINA*	ESPN2	L, 71-68
14	NR/RV	5/5	at Tennessee*	ESPN	W, 63-56
17	NR/RV	-/-	GEORGIA*	ESPN	W, 85-71
21	NR/RV	RV/RV	TEXAS A&M*	ESPN	W, 76-67
24	RV/RV	-/-	at Vanderbilt*	SECN	W, 69-53
28	RV/RV	9/9	KANSAS <sup>6</sup>	ESPN	L, 77-68
31	-/-	-/-	at Ole Miss*	ESPN	W, 75-66

##### FEBRUARY

4	-/-	-/-	FLORIDA*	ESPN	8:30 p.m.
7	-/-	-/-	ARKANSAS*	ESPN/2	9 p.m.
11	-/-	-/-	at Georgia*	ESPN/2	Noon
15	-/-	-/-	at Mississippi State*	SECN	8:30 p.m.
18	-/-	-/-	TENNESSEE*	CBS	1 p.m.
22	-/-	-/-	at Florida*	ESPN/2	7 p.m.
25	-/-	-/-	AUBURN*	CBS	4 p.m.

##### MARCH

1	-/-	-/-	VANDERBILT*	SECN	7 p.m.
4	-/-	-/-	at Arkansas*	CBS	2 p.m.

All times Eastern | \*SEC conference game | HOME GAMES IN CAPS

<sup>1</sup> Tribute Classic presented by Kentucky Tourism

(Rupp Arena | Lexington, Ky.)

<sup>2</sup> Champions Classic (Gainbridge Fieldhouse | Indianapolis)

<sup>3</sup> Hall of Fame Game (O2 Arena | London, England)

<sup>4</sup> CBS Sports Classic (Madison Square Garden | New York)

<sup>5</sup> Unity Series (Rupp Arena | Lexington, Ky.)

<sup>6</sup> SEC/Big 12 Challenge (Rupp Arena | Lexington, Ky.)

#### BROADCAST INFO

##### TELEVISION

Play-by-play: Tom Hart  
Analyst: Jimmy Dykes



##### HOME RADIO

Play-by-play: Tom Leach  
Analyst: Jack Givens










##### SATELLITE RADIO

Sirius: 84  
SXM App: 84



# TV CHART

							
<b>0</b> <b>JACOB TOPPIN</b>	<b>1</b> <b>CJ FREDRICK</b>	<b>2</b> <b>SAHVIR WHEELER</b>	<b>3</b> <b>ADOU THIERO</b>	<b>4</b> <b>DAIMION COLLINS</b>	<b>12</b> <b>ANTONIO REEVES</b>	<b>13</b> <b>GRANT DARBYSHIRE</b>	<b>14</b> <b>BRENNAN CANADA</b>
<b>Senior Forward</b> 6-9   205 Brooklyn, N.Y. Univ. of Rhode Island @jtoppin0 @jtoppin_0	<b>RS Senior Guard</b> 6-3   185 Cincinnati University of Iowa @cj_fredrick @cj_fredrick5	<b>Senior Guard</b> 5-9   180 Houston University of Georgia @sahvir_ @sahvir_ (sah-VEER)	<b>Freshman Guard</b> 6-6   200 Leetsdale, Pa. Quaker Valley HS @Adou_Thiero @Adou_Thiero (ah-DO THEE-air-oh)	<b>Sophomore Forward</b> 6-9   210 Atlanta, Texas Atlanta High School @CollinsDaimion @daimionfmetx	<b>Senior Guard</b> 6-5   205 Chicago Illinois State Univ. @ToniooReeves @tonioreeves	<b>Freshman Guard</b> 6-2   190 Cincinnati Sycamore HS @GrantDarbyshire @grant_d_13	<b>Senior Forward</b> 6-5   205 Mount Sterling, Ky. George Rogers Clark HS @brennanc14 @brennanc14

						
<b>21</b> <b>WALKER HORN</b>	<b>22</b> <b>CASON WALLACE</b>	<b>24</b> <b>CHRIS LIVINGSTON</b>	<b>25</b> <b>KAREEM WATKINS</b>	<b>33</b> <b>UGONNA ONYENSO</b>	<b>34</b> <b>OSCAR TSHIEBWE</b>	<b>55</b> <b>LANCE WARE</b>
<b>Freshman Guard</b> 6-3   200 Austin, Texas Westlake HS @walkerhorn_ @walkerhorn_	<b>Freshman Guard</b> 6-4   193 Dallas Richardson HS @wallace_cason @cason.wallace	<b>Freshman Forward</b> 6-6   220 Akron, Ohio Oak Hill Academy @_chrisliv24 @chris_livingston	<b>Junior Guard</b> 5-8   175 Camden, N.J. Kingsway Regional HS @reemwat	<b>Freshman Forward</b> 6-11   225 Owerri, Imo State, Nigeria Putnam Science Acad. @onyensokingsle3 @kingsugo_ (000-GAH-na ON-yen-so)	<b>Senior Forward</b> 6-9   260 Lubumbashi, D.R. of the Congo West Virginia Univ. @Oscartshiebwe34 @oscar_tshiebwe (SHEE-bway)	<b>Junior Forward</b> 6-9   235 Camden, N.J. Camden HS @lanceware55 @lance.ware

				
<b>JOHN CALIPARI</b>	<b>BRUISER FLINT</b>	<b>ORLANDO ANTIGUA</b>	<b>CHIN COLEMAN</b>	<b>K.T. TURNER</b>
<b>Head Coach</b> 14th Season @UKCoachCalipari @ukcoachcalipari (cal-uh-PEAR-ee)	<b>Assoc. to the HC</b> Third season at UK Second season as associate to the head coach @brufint14	<b>Associate Coach</b> Seventh season at UK Second season as associate @CoachAntigua @coachantigua	<b>Assistant Coach</b> Second season at UK Second season as assistant	<b>Assistant Coach</b> First season at UK First season as assistant @CoachKTTurner @coach_kt_turner

## Alphabetical Roster

NO.	NAME	POS.	HT.	WT.	CL.	HOMETOWN (PREVIOUS SCHOOL)
14	Brennan Canada	F	6-5	205	Sr.	Mount Sterling, Ky. (George Rogers Clark High School)
4	Daimion Collins	F	6-9	210	So.	Atlanta, Texas (Atlanta High School)
13	Grant Darbyshire	G	6-2	190	Fr.	Cincinnati (Sycamore High School)
1	CJ Fredrick	G	6-3	185	RS-Sr.	Cincinnati (University of Iowa)
21	Walker Horn	G	6-3	200	Fr.	Austin, Texas (Westlake High School)
24	Chris Livingston	F	6-6	220	Fr.	Akron, Ohio (Oak Hill Academy)
33	Ugonna Onyenso	F	6-11	225	Fr.	Owerri, Imo State, Nigeria (Putnam Science Academy)
12	Antonio Reeves	G	6-5	205	Sr.	Chicago (Illinois State University)
3	Adou Thiero	G	6-6	200	Fr.	Leetsdale, Pa. (Quaker Valley High School)
0	Jacob Toppin	F	6-9	205	Sr.	Brooklyn, N.Y. (University of Rhode Island)
34	Oscar Tshiebwe	F	6-9	260	Sr.	Lubumbashi, Democratic Republic of the Congo (West Virginia Univ.)
22	Cason Wallace	G	6-4	193	Fr.	Dallas (Richardson High School)
55	Lance Ware	F	6-9	235	Jr.	Camden, N.J. (Camden High School)
25	Kareem Watkins	G	5-8	175	Jr.	Camden, N.J. (Kingsway Regional High School)
2	Sahvir Wheeler	G	5-9	180	Sr.	Houston (University of Georgia)

## On the Bench

**Head Coach:** John Calipari (Clarion, 1982)  
**Associate to the Head Coach:** James "Bruiser" Flint (St. Joseph's, 1987)  
**Associate Coach:** Orlando Antigua (Pittsburgh, 1995)  
**Assistant Coaches:** Ronald "Chin" Coleman (Lamar, 1997), K.T. Turner (Oklahoma City, 2003)  
**Assoc. AD/Basketball Operations:** Chris Woolard (UCLA, 1997)  
**Director of Player Development:** TJ Beisner (Kentucky, 2008)  
**Director of Basketball Admin.:** Will Barton (Kentucky, 2013)  
**Strength and Conditioning Coach:** Brady Welsh (Eastern Illinois, 2015)  
**Head Athletic Trainer:** Geoffrey Staton (North Carolina, 2007)  
**Equipment Manager:** Mark Evans (Kentucky, 2013)  
**Graduate Assistant Coach:** Riley Welch (Kentucky, 2021)  
**Student Assistant Coach:** Tyler Ulis



# POLLS, STATS, MEDIA INFO

## Weekly Media Schedule

all times ET unless indicated otherwise

<b>4 Sat.</b> vs. Florida 8:30 p.m. ET   ESPN	<b>5 Sun.</b>	<b>6 Mon.</b> Media Opportunity   TBA UK Healthcare John Calipari Show   6 p.m.	<b>7 Tue.</b> vs. Arkansas 9 p.m. ET   ESPN/2	<b>8 Wed.</b>	<b>9 Thu.</b>	<b>10 Fri.</b> Media Opportunity   TBA
---	---------------	---	---	---------------	---------------	---

### Communications & PR Staff

**Deb Moore**  
 Senior Associate Director  
 Cell - 859.559.5781  
 Email - deb.moore@uky.edu

**Brett Rybak**  
 Associate Director  
 Cell - 440.840.4962  
 Email - brett.rybak@uky.edu

### Media Information

#### CREDENTIAL REQUESTS

Requests for single-game credentials will open **14** days prior to the deadline date and close **five** days prior to game day online at sportssystem.com/Kentucky.

#### CREDENTIAL CRITERIA

The University of Kentucky's decision to issue credentials to a media outlet for the purposes of covering a UK basketball home or away event is determined by a variety of factors. They include the following:

- Priority is given to outlets based on circulation size/household reach/unique site visitors
- Additional consideration is based on amount of original content generated, number of full-time employees of the outlet, length of existence of the outlet and the journalist experience of the reporter(s)
- Attendance at Kentucky media sessions, including Olympic sport opportunities and the intention/ability to cover all 22 sports at Kentucky both at home and on the road, also is considered
- Professionalism, which includes is not limited to conduct at games, press conferences, practices, on social media, etc.

Being granted credentials at another institution/event does not equate to meeting the criteria for the University of Kentucky. Being granted credentials for one UK event does not guarantee approval for other UK events. The University of Kentucky has the right to deny or revoke credentials under its own discretion. Credentialing also is dependent on space availability.

#### INTERVIEW POLICIES-GENERAL

All interviews with University of Kentucky basketball players or staff members must be arranged through the Communications and Public Relations office. Media should never contact a player or coach directly.

The Wildcat Coal Lodge, dormitories, team locker rooms and other team quarters are private team areas. Media members are not permitted in these areas unless accompanied by appropriate university personnel.

#### PRACTICE/PRESS CONFERENCES

Other than announced exceptions, UK basketball practices are closed to the media.

Player interviews are conducted pregame weekly and will be available to all UK media. UK will accept requests for player interviews, but they must be submitted 24 hours prior to the scheduled availability.

Coach John Calipari will meet with members of the media at least once a week in the Memorial Coliseum Media Room.

Game-day shoot-arounds are closed to the media.

#### TELEPHONE PLAYER INTERVIEWS

Telephone interviews are available to the media on a call-back basis. Individual player and coach telephone numbers will not be given to members of the media.

Players are instructed not to conduct interviews when contacted directly by telephone. The Communications and Public Relations office will arrange for telephone interviews at a time most convenient for the student-athlete.

Other special requests are handled on a case-by-case basis.

#### POSTGAME INTERVIEWS

Following each game, there is a cooling-off period, during which time the players shower and dress. Approximately 10 minutes after the game ends, Coach Calipari conducts his postgame press conference while a player speaks to the UK Sports Network.

Following Coach Calipari's press conference in the Rupp Arena interview room and the cooling-off period, selected UK players are available in the interview room.

### The Polls

#### Associated Press Top 25 Jan. 30

1. Purdue (62)
2. Tennessee
3. Houston
4. Alabama
5. Arizona
6. Virginia
7. Kansas State
8. Kansas
9. UCLA
10. Texas
11. Baylor
12. Gonzaga
13. Iowa State
14. Marquette
15. TCU
16. Xavier
17. Providence
18. Saint Mary's
19. Florida Atlantic
20. Clemson
21. Indiana
22. San Diego State
23. Miami
24. UConn
25. Auburn

**Receiving Votes:** Missouri, Charleston, Illinois, Creighton, New Mexico, North Carolina, NC State, Boise State, Duke, Rutgers, Texas A&M, Northwestern, Memphis, Pittsburgh, Arkansas, Nevada, West Virginia, Oral Roberts, Saint Louis, USC

#### USA Today Coaches Poll Jan. 30

1. Purdue (32)
2. Tennessee
3. Houston
4. Virginia
5. Alabama
6. Kansas State
7. Arizona
8. Kansas
9. UCLA
10. Texas
11. Baylor
12. Marquette
13. Iowa State
14. Gonzaga
15. Xavier
16. TCU
17. Providence
18. Saint Mary's
19. Clemson
20. Florida Atlantic
21. Miami
22. Indiana
23. UConn
24. Auburn
25. Illinois

**Receiving Votes:** San Diego State, Charleston, Duke, NC State, Creighton, Rutgers, Texas A&M, North Carolina, Missouri, New Mexico, Southern Cal, Northwestern, Boise State, Michigan State, Saint Louis, Pittsburgh, UC Santa Barbara, Temple

### UK in the Rankings

#### Team Rankings

Category	Stat	SEC [NCAA]
Scoring	75.3	3rd [96th]
Scoring Defense	66.8	7th [101st]
Scoring Margin	+8.5	4th [59th]
Free-Throw %	.689	11th [251st]
Field-Goal %	.459	3rd [104th]
Field-Goal % Def.	.426	10th [139th]
3-Point FG %	.366	1st [58th]
3-Point FG % Def.	.332	10th [162nd]
Rebounds Per Game	38.59	3rd [35th]
Opponent Rebs. Per Game	30.86	1st
Rebounding Margin	+7.7	2nd [12th]
Blocks Per Game	4.0	8th [80th]
Assists Per Game	16.3	3rd [21st]
Steals Per Game	6.8	10th [156th]
Turnover Margin	+0.6	7th [151st]
Assist-to-TO Ratio	+1.42	2nd [23rd]
Off. Rebs. Per Game	13.27	4th [16th]
Def. Rebs. Per Game	25.32	6th [153rd]
Def. Rebound %	.743	1st
Off. Rebound %	.375	2nd
3-Point FG Per Game	7.0	6th [227th]

#### Individual Rankings

Category/Player	Stat	SEC [NCAA]
Assist-to-TO Ratio/Wheeler	2.92	1st [15th]
Assist-to-TO Ratio/Wallace	2.00	8th [98th]
Assists Per Game/Wheeler	5.7	1st [18th]
Assists Per Game/Wallace	3.6	7th [206th]
Blocks Per Game/Tshiebwe	0.95	12th [248th]
Double-Doubles/Tshiebwe	13	1st [4th]
Double-Doubles/Toppin	4	5th [116th]
Field-Goal %/Tshiebwe	.581	1st [36th]
Minutes Per Game/Tshiebwe	33:00	6th [218th]
Points Per Game/Tshiebwe	16.5	4th [131st]
Def. Rebs. Per Game/Tshiebwe	8.25	1st [4th]
Def. Rebs. Per Game/Toppin	4.33	11th [322nd]
Off. Rebs. Per Game/Tshiebwe	5.30	1st [2nd]
Off. Rebs. Per Game/Toppin	1.95	17th [306th]
Rebounds Per Game/Tshiebwe	13.6	1st [1st]
Rebounds Per Game/Toppin	6.3	9th [262nd]
Steals Per Game/Wallace	2.05	6th [42nd]
Steals Per Game/Tshiebwe	1.60	13th [168th]
3-Pointers Per Game/Reeves	2.36	5th [135th]

through Jan. 31

### SEC Standings

Team	SEC Record	Overall Record
Alabama	9-0 (.1000)	19-3 (.864)
Auburn	7-2 (.778)	17-5 (.773)
Tennessee	7-2 (.778)	18-4 (.818)
Texas A&M	7-2 (.778)	15-7 (.682)
Florida	6-3 (.667)	13-9 (.591)
<b>Kentucky</b>	<b>6-3 (.667)</b>	<b>15-7 (.682)</b>
Missouri	5-4 (.556)	17-5 (.773)
Arkansas	4-5 (.444)	15-7 (.682)
Georgia	4-5 (.444)	14-8 (.636)
Vanderbilt	3-6 (.333)	10-12 (.455)
Mississippi State	2-7 (.222)	14-8 (.636)
LSU	1-8 (.111)	12-10 (.545)
Ole Miss	1-8 (.111)	9-13 (.409)
South Carolina	1-8 (.111)	8-14 (.364)

as of Feb. 2

### Upcoming in the SEC

#### Feb. 4-11

Contest	Time	TV Network
<b>Saturday, Feb. 4</b>		
Ole Miss at Vanderbilt	1 p.m.	SEC Network
Auburn at Tennessee	2 p.m.	ESPN
Arkansas at South Carolina	3:30 p.m.	SEC Network
Alabama at LSU	4 p.m.	ESPN/2/U
Missouri at Mississippi State	6 p.m.	SEC Network
Georgia at Texas A&M	8:30 p.m.	SEC Network
<b>Florida at Kentucky</b>	<b>8:30 p.m.</b>	<b>ESPN</b>
<b>Tuesday, Feb. 7</b>		
Auburn at Texas A&M	7 p.m.	ESPN/2
Ole Miss at Georgia	7 p.m.	SEC Network
South Carolina at Missouri	9 p.m.	SEC Network
<b>Arkansas at Kentucky</b>	<b>9 p.m.</b>	<b>ESPN</b>
<b>Wednesday, Feb. 8</b>		
Tennessee at Vanderbilt	7 p.m.	SEC Network
LSU at Mississippi State	9 p.m.	SEC Network
Florida at Alabama	9 p.m.	ESPN2
<b>Saturday, Feb. 11</b>		
<b>Kentucky at Georgia</b>	<b>Noon</b>	<b>ESPN</b>
South Carolina at Ole Miss	1 p.m.	SEC Network
Alabama at Auburn	2 p.m.	SEC Network
Vanderbilt at Florida	3:30 p.m.	SEC Network
Mississippi State at Arkansas	6 p.m.	SEC Network
Missouri at Tennessee	6 p.m.	SEC Network
Texas A&M at LSU	8:30 p.m.	SEC Network



# NOTES

## Honoring the Cats

### Oscar Tshiebwe

- Wooden Award late season watch list
- Wooden Award midseason watch list
- Oscar Robertson Trophy midseason watch list
- Naismith Player of the Year watch list
- Naismith Defensive Player of the Year watch list
- NABC Player of the Year watch list
- Associated Press Preseason First Team All-America
- CBS Sports Preseason First Team All-America
- The Athletic Preseason First Team All-America
- The Sporting News Preseason First Team All-America
- The Field of 68 Preseason First Team All-America
- Kareem Abdul-Jabbar Award preseason watch list
- Preseason SEC Player of the Year (media)
- Preseason All-SEC First Team (media and coaches)

### Chris Livingston

- Julius Erving Award preseason watch list

### Antonio Reeves

- Jerry West Award preseason watch list

### Jacob Toppin

- Bluegrass Sports Commission Kentucky-Louisville Game MVP

### Cason Wallace

- SEC Freshman of the Week (12/27)
- Jerry West Award preseason watch list
- London Showcase Most Valuable Player

### Sahvir Wheeler

- Naismith Player of the Year watch list
- Preseason All-SEC First Team (media and coaches)
- Bob Cousy Award preseason watch list

## Clutch Free Throws

**Free throws during a two-possession game (six points or less) at any point with 3:00 or less to play or overtime:**

Player	FTs	Pct.
CJ Fredrick	2-2	1.000
Antonio Reeves	2-2	1.000
Jacob Toppin	10-12	.833
Oscar Tshiebwe	1-2	.500
Cason Wallace	4-8	.500
Daimion Collins	1-3	.333
Sahvir Wheeler	1-4	.250
Chris Livingston	0-1	.000

**Kentucky 21-34 .618**

## Mike Pratt to the Rafter

Mike Pratt, who earned All-America and Academic All-America honors as a University of Kentucky basketball player and served 21 seasons as an analyst on UK radio broadcasts, will have a jersey retired in his honor.

The ceremony will take place at halftime during UK's home game vs. Florida. Pratt, who died June 16, will be represented by his wife, Marcia, and additional members of the family.

A native of Dayton, Ohio, Pratt began his Kentucky career in 1966-67 as a member of UK's freshman team. He was a three-year starter for the Wildcats' varsity squad, from 1967-68 through 1969-70, totaling 1,359 points and 718 rebounds while averaging 16.8 points and 8.9 rebounds during the 81 games of his career. His best performance came in a 102-100 win against Notre Dame in Louisville's Freedom Hall on Dec. 27, 1969. Pratt poured in a career-high 42 points and added eight rebounds. He was a perfect 10 of 10 at the free-throw line.

The 6-foot-4 forward was a second-team All-America selection in 1970 and two-time first-team All-Southeastern Conference choice by the league's coaches (1969 and '70). He also earned Academic All-America honors as a senior. He was part of one of the best trios in program history under legendary head coach Adolph Rupp. The trio, which included Dan Issel and Mike Casey, led UK to three SEC championships and two Elite Eight appearances in the NCAA Tournament. During those three years, Kentucky compiled a 71-12 overall record, including 48-6 in league action. (Casey did not play the 1969-70 season because of injury but did return a year later.)

Pratt rejoined Kentucky in 2001-02 as the analyst, alongside play-by-play announcer Tom Leach, for UK Sports Network radio broadcasts of the Wildcats' men's basketball games. Pratt held that role for 21 years, through the 2021-22 season, calling games coached by Orlando "Tubby" Smith, Billy Gillispie and John Calipari. He was on the call for 558 wins, highlighted by Calipari's 2012 National Championship victory. The Wildcats also claimed the SEC regular-season title eight times, the SEC Tournament crown eight times, and advanced to four Final Fours and nine Elite Eights during Pratt's time on the radio team.

Pratt was inducted into the UK Athletics Hall of Fame in 2009, the Kentucky Sports Hall of Fame in 2010 and the Ohio Basketball Hall of Fame in 2019. His will be the 45th retired jersey to hang in the rafters of the arena.

## Three Named to NBA All-Star Game

Three Kentucky men's basketball alumni in Bam Adebayo, Shai Gilgeous-Alexander and Julius Randle were named to the 2023 NBA All-Star Game on Feb. 19 in Salt Lake City. Adebayo and Randle will make their second-career appearances, while Gilgeous-Alexander was selected for the first time.

- Among all active collegiate coaches, John Calipari has more total players (nine) and more total All-Star selections (31) than any other coach

- Adebayo will make his second-career appearance in the NBA All-Star Game in 2023. He's averaging a career-high 21.4 points per game for the Miami Heat in his sixth NBA season and is a three-time selection to the All-NBA Defensive Team. In one season with the Wildcats, Adebayo was the only player to start all 38 games for a squad that won the SEC Tournament and advanced to the Elite Eight. He was an All-SEC Second Team and All-SEC Freshman Team honoree. Adebayo averaged 13.0 points, 8.0 rebounds and 1.5 blocks per game before being selected 14th overall by the Heat in 2017

- Gilgeous-Alexander will be making his first-career appearance in the annual game featuring the league's best players. He is the league's fifth leading scorer, averaging a career-high 30.8 points per game and has tallied 30 games with 30 or more points this season. He averaged 14.4 points per game and 5.1 assists for the Wildcats during the 2017-18 season. Gilgeous-Alexander helped the Wildcats to an SEC Tournament crown and was MVP. Additionally, he was an All-SEC Second Team and All-SEC Freshman Team honoree. He was then drafted 11th overall by the Hornets before his draft rights were traded to the Clippers.

- Randle has the New York Knicks in the playoff hunt once again behind a career-best 24.7 points per game. He's adding 10.9 rebounds and 4.1 assists, while also connecting on 45.8% of his shots from the floor. This will mark his second appearance in the NBA All-Star Game after being selected in 2021, the same season he was voted as the NBA's Most Improved Player. One of just three players under Calipari to average a double-double,

Randle was the leader of the UK squad that made its memorable NCAA Tournament run to the championship game in 2014. He averaged 15.0 points and 10.4 rebounds per game. He was a Final Four All-Tournament Team honoree, a Midwest Region All-Tournament Team selection, a third-team All-American, an All-SEC First Team pick and the SEC Freshman of the Year. Randle was drafted seventh overall by the Lakers following his one season in Kentucky in 2014.

## #OscarWorthy Part II

Senior Oscar Tshiebwe is once again in the thick of the conversation for the nation's best player after sweeping every major National Player of the Year honor a season ago.

Tshiebwe currently leads the Cats in points per game (16.5), rebounds per game (13.6) and field-goal percentage (.581). He's second in steals per game (1.6) and blocks per game (1.0).

In league play, Tshiebwe is averaging 17.0 points and 14.6 rebounds per game, while shooting 56.5% from the floor. He has seven double-doubles.

Tshiebwe put together a performance for the ages in a come-from-behind win over Georgia on Jan. 17. He poured in a career-high 37 points and added 24 rebounds. More about that historic performance:

- The last Wildcat with a 35-point, 20-rebound game was Mike Phillips, who had 35-20 vs. LSU on Feb. 2, 1976
- It was the fifth 35-20 game in UK history, also Phillips (listed above), Dan Issel (36-29 vs. LSU on Feb. 22, 1969), Cotton Nash (34-20 vs. Tulane on Jan. 11, 1964) and Bill Spivey (40-34 vs. Xavier on Feb. 13, 1951)
- Per ESPN, Tshiebwe's 24 rebounds were the most for a Division I player with a 35-point game in the last 25 seasons
- Per ESPN, Tshiebwe's 24 rebounds were the most in a 35-point performance in the last 25 seasons. UNC's Brice Johnson had 23 in 2016, Oklahoma's Blake Griffin had 23 in 2009 and Texas' Kevin Durant had 23 in 2007
- Tshiebwe (24) and teammate Jacob Toppin (11) combined for more rebounds (35) than Georgia's entire team (31)
- He became just the third player in program history to have multiple games of at least 24 rebounds, joining Dan Issel and Cotton Nash as the only others to do so
- It was the fourth 30-point game of his career
- The 37-point game tied Malik Monk vs. Georgia (1/31/17) for most points in an SEC game and the third-most point in any contest in the Calipari era
- Tshiebwe's 37-point, 24-rebound game against Georgia was the fifth such contest of his UK career (at least 22 points and at least 18 rebounds). He now has five of the eight games of 22 or more points and at least 18 rebounds by an SEC player in the last 10 seasons. No other player has more than one and the feat had not been accomplished since South Carolina's Sindarius Thornwell did so against Alabama on Feb. 7, 2017
- Tshiebwe also has tallied four 20-point, 15-rebound games so far this season after seven a season ago. He has 11 of the 53 20-point, 15-rebound contests by SEC players in the last 10 seasons
- Tshiebwe has amassed six games of at least 20 rebounds in two seasons with the Cats. All UK players combined have totaled five other 20-rebound games since the 1973-74 season

Additional info about Tshiebwe:

- Tshiebwe is one of two players in the NCAA this season averaging more than 16 points and 13 rebounds per game (Zach Edey - Purdue)
- He is the only player in the country averaging at least 15 points, at least 13 rebounds, at least 1.5 steals and at least 1.0 blocks per game
- Tshiebwe paces the country for the second year in a row with 13.6 rebounds per game
- With 1,353 points and 1,151 boards, Tshiebwe is one of two players nationally to total at least 1,200 points and 1,100 rebounds over the last four seasons, joining North Carolina's Armando Bacot (1,672 points, 1,240 rebounds). Tshiebwe has played 26 fewer games than Bacot
- Tshiebwe made his season debut at the Champions Classic and played 34 minutes in his first action of the season. Tshiebwe had a team-high 22 points and a game-high 18 rebounds
- In two games in the event (including last year vs. Duke), Tshiebwe averaged 19.5 points and 19.0 rebounds per game
- In just 54 games for Kentucky, Tshiebwe ranks 15th all-time in program history with 786 rebounds



# NOTES

## 2022-23 Lead-Deficit Comparison

Opponent	Biggest Lead	Biggest Deficit	Biggest Run	Changes	Ties	Led	Trailed	Result
HOWARD	38 (2nd)	1 (1st)	12-0	2	1	38:54	0:24	W, 95-63
DUQUESNE	25 (2nd)	3 (1st)	7-0	3	1	37:13	1:51	W, 77-52
vs. Michigan St.	7 (1st)	9 (2nd OT)	7-0	10	14	33:29	7:18	L, 86-77 <sup>2OT</sup>
S.C. STATE	47 (2nd)	-	13-0	0	1	38:09	0:00	W, 106-63
at Gonzaga	-	19 (2nd)	7-0	0	0	0:00	39:21	L, 88-72
NORTH FLORIDA	47 (2nd)	-	12-0	0	2	37:45	0:00	W, 96-56
BELLARMINE	20 (2nd)	6 (1st)	12-0	7	7	16:35	12:52	W, 60-41
vs. Michigan	8 (2nd)	6 (1st)	7-0	5	6	23:51	12:51	W, 73-69
YALE	15 (2nd)	2 (2nd)	9-0	2	5	36:10	0:13	W, 69-59
vs. UCLA	3 (1st)	13 (2nd)	7-0	2	4	1:13	35:53	L, 63-53
FLORIDA A&M	21 (2nd)	2 (1st)	18-0	1	1	38:41	0:30	W, 88-68
at Missouri	1 (1st)	21 (2nd)	7-0	2	0	0:23	38:51	L, 89-75
LOUISVILLE	27 (2nd)	-	9-0	0	0	39:23	0:00	W, 86-63
LSU	10 (2nd)	2 (1st)	7-0	6	3	34:59	2:44	W, 74-71
at Alabama	-	31 (2nd)	5-0	0	0	0:00	39:43	L, 78-52
SOUTH CAROLINA	-	15 (1st)	10-0	0	0	0:00	39:35	L, 71-68
at Tennessee	9 (2nd)	8 (1st)	10-0	13	8	25:37	11:38	W, 63-56
GEORGIA	14 (2nd)	11 (1st)	8-0	5	3	15:50	21:09	W, 85-71
TEXAS A&M	9 (2nd)	6 (1st)	7-0	11	10	19:53	12:03	W, 76-67
at Vanderbilt	20 (2nd)	4 (1st)	10-0	6	5	34:59	2:23	W, 69-53
KANSAS	5 (1st)	9 (1st)	5-0	5	3	8:24	30:11	L, 77-68
at Ole Miss	14 (2nd)	7 (1st)	10-0	4	7	29:14	5:44	W, 75-66
FLORIDA								
ARKANSAS								
at Georgia								
at Mississippi St.								
TENNESSEE								
at Florida								
AUBURN								
VANDERBILT								
at Arkansas								
<b>BIGGEST/MOST</b>	<b>47</b>	<b>31</b>	<b>18-0</b>	<b>11</b>	<b>14</b>	<b>38:54</b>	<b>39:43</b>	
<b>TOTALS</b>						<b>510:42</b>	<b>318:33</b>	

- He has registered a double-double in 41 of 54 career games for the Wildcats, ranking fourth all-time in program history. Dan Issel owns the record with 64 over three seasons. He needs three more to pass Jim Andrews (43) for third place
- In 54 games as a Wildcat, Tshiebwe has only been outrebounded by an individual opponent twice, when Alabama's Brandon Miller pulled down seven boards on Jan. 7, 2023 and when Keven McCullar of Kansas grabbed 12 on Jan. 28, 2023. Two of his teammates (Jacob Toppin this season vs. South Carolina State and TyTy Washington Jr., last season against Ohio) have been the only players to outrebound him in a game
- Only Bob Burrow (51 games) had more rebounds (823) than Tshiebwe (786 in 54 games) to start a UK career. Burrow's career spanned just 51 games and two seasons (1956-57)
- Tshiebwe has 786 career rebounds as a Wildcat, ranking 15th on the all-time list. Had he played the entirety of his career with the Wildcats, his 1,151 career rebounds would be the most all-time. Issel (1,078) is the UK record holder
- Since the 1985-86 season in NCAA history, Tshiebwe's 1,151 rebounds rank as the 64th-most ever. Kenneth Faried (1,673) has the most all-time

### Super Sixth Man: Antonio Threaves

Senior Antonio Reeves came to Kentucky after ranking among the nation's top 20 in points per game (20.1) a season ago. He showed flashes of his ability to put the ball in the basket after leading the team in scoring during its foreign tour this summer and knocking down six 3-pointers in his debut against Howard. However, Reeves has become a clutch player for the Cats and made an immediate impact off the bench.

- Reeves has reached double-figure scoring in each of the last eight games. Over that eight-game stretch, he's averaging a team-high 17.3 points per game. He's drained 21 3-pointers and is shooting 47.5% from the floor and 42.9% from behind the arc.
- He drained a season-high 27 points and made a season-high-tying six 3-pointers at Ole Miss. He was 8 of 12 from the field, 5 of 6 from 3-point range and a perfect 5 for 5 at the line
- His clutch play down the stretch has paid dividends for the Cats. Reeves scored 10 points over the final eight minutes against Tennessee and seven against Texas A&M. At Ole Miss with UK clinging to a 35-34 lead and 16:58 to play, Reeves scored 11 of UK's next 13 points over a 3:34 span to give the Wildcats a cushion they would not surrender at seven points with 13:24 to go
- Reeves' 13.5 points per game in 17 contests off the bench rank fourth nationally among players who have made at least 15 appearances as a reserve

### Floor General Wheeler

Sahvir Wheeler has paced the Southeastern Conference in assists per game in each of his last two seasons. He's once again leading the league with 5.7 dimes per game this season. A Bob Cousy Award finalist a season ago, Wheeler is serving the Wildcats as one of the best floor generals in the country.

- Wheeler sits first in the SEC and ranks 18th nationally with 5.7 assists per game. He has generated two games with 10 or more, seven with eight or more and 13 with five or more thus far
- Since the start of the 2019-20 season, his freshman season at Georgia, Wheeler's 653 total assists rank second nationally, only behind the 767 by Yuri Collins of Saint Louis
- With 653 total assists in his career at Georgia and Kentucky, Wheeler is fifth all-time in SEC history in the category. He trails only Terry Coner (664), Johnny Darden (715), Kareem Reid (749) and Sean Tuohy (830)
- A season after becoming just the fourth player in program history to amass at least 200 assists in a season, Wheeler is moving up the career charts as well. In just 50 games with the Wildcats, Wheeler already ranks 14th in program history with 321 dimes. He's 60 away from moving into the top 10

### Wallace Next Freshman Sensation

With a maturity well beyond his years and a calm and cool approach to the game, Cason Wallace has solidified himself as one of the best first-year players in the country.

- Wallace ranks sixth in the SEC and 42nd nationally with 2.05 steals per game
- He's induced at least one steal in all but two games (one being against South Carolina where he exited with a back injury eight minutes into the game), and has multiple steals in 11 games thus far



# NOTES

- Wallace tied the UK single-game record with eight steals i against Michigan State. Ashton Hagans (vs. North Carolina on Dec. 22, 2018), Rajon Rondo (vs. Mississippi State on Feb. 19, 2005) and Wayne Turner (vs. George Washington on Nov. 24, 1997) are the others to turn the trick
- Wallace recorded the second-most assists (9) in a UK freshman debut against Howard, while becoming the first UK freshman in school history to have at least 15 points, eight rebounds, and nine assists in a collegiate debut
- Wallace was one of only two freshmen to accomplish the season-opening feat since the 2010-11 season, joining Lonzo Ball, who went for 19 points, 11 assists, eight rebounds and two steals in a 119-80 win over Pacific on Nov. 11, 2016
- Wallace is one of only 19 players nationally, and the only freshman, to be averaging at least 10 points, 3.0 rebounds, 3.5 assists and 2.0 steals per contest
- He's a two-time SEC Freshman of the Week honoree

## JT Having the Top(pin) Season of His Career

Jacob Toppin has steadily improved in each of his four seasons as a collegiate basketball player, but in his third year under John Calipari he has taken a major leap.

- Through just 19 games, he had already set career highs in points scored, rebounds, assists, minutes played, field-goals and free-throws made for a season
- Toppin had never recorded a double-double during his first three seasons in college - he has four this season thus far
- The senior has set single-game highs in points (24 vs. Louisville) and rebounds (11, twice)

## The Winner is ... Kentucky!

Cason Wallace earned Kentucky's third weekly SEC honor and the second for a Wildcat in as many weeks when he picked up SEC Freshman of the Week laurels on Jan. 30.

The Dallas native averaged 12.0 points, 5.5 boards, 3.0 assists and 2.5 steals for the week as the Wildcats split games at Vanderbilt and at home against No. 9 Kansas.

Wallace earned Southeastern Conference Freshman of the Week accolades on Dec. 27 after posting a career-high 27 points in Kentucky's win over Florida A&M before Oscar Tshiebwe was named conference Player of the Week Jan. 23 after averaging 22.0 points and 20.5 boards in wins over Georgia and Texas A&M.

Kentucky has dominated the weekly SEC awards with John Calipari at the helm. UK has won more weekly SEC honors (121) than any other school during the Calipari era, including 91 SEC Freshman of the Week awards and 30 SEC Player of the Week honors.

## Similar Stories ...

In 14 years as head coach of the Wildcats, John Calipari has won a national title, claimed six Southeastern Conference regular-season crowns, six league tournament titles and won more NCAA tournament games than any other coach during this span. He's also led teams plagued by slow starts to memorable late-season runs:

- The 2020 squad suffered a home loss to Evansville in November, lost back-to-back games in Las Vegas prior to Christmas and fell to 16-5 on Feb. 1 with a loss at Auburn. The Wildcats would then rattle off eight straight wins and nine of their last 10 to win the SEC regular-season by a comfortable margin of three games. COVID-19's rise in the United States canceled the SEC and NCAA Tournaments
- In 2018, the Wildcats lost four in a row from Feb. 3-14, marking the first four-game losing streak during Calipari's UK tenure. That team went on to win nine of its next 10 games and captured the SEC Tournament title

- The 2017 squad lost three of four games from Jan. 24-Feb. 4 before rattling off 14 straight victories. Within that run, the Wildcats won the SEC Tournament title and marched all the way to the Elite Eight before a buzzer-beater by eventual champion North Carolina ended their tournament run
- In 2014, the freshman class was heralded as the best ever and preseason expectations had fans dreaming of a 40-0 season. However, that team dropped nine regular-season games before putting together one of the most magical NCAA Tournament runs in program history. The Cats overcame double-digit deficits in all but one game and were led by late-game heroics from Aaron Harrison all the way to the NCAA Championship game

## Three Straight Big Blue Wins on the Road

Kentucky's 63-56 win on the road at No. 5 Tennessee on Jan. 14 was not only much needed for this team, but historic as well.

- Was the first in program history over an Associated Press Top 5 team on the road, while a UK team was unranked
- Kentucky outrebounded the Volunteers by 20 and limited the Vols to just four offensive rebounds. Tennessee entered the matchup as the nation's best offensive rebounding team
- UK's 88.1% free-throw percentage (22-25) was the third-best in a true road game under Calipari with a minimum of 25 attempts
- Kentucky moved to 5-1 against Tennessee on the road when the Wildcats are unranked and the Volunteers are ranked
- The 56 points scored by UT marked the second-fewest ever allowed by an unranked Kentucky team against a top-five team in the AP poll (UK allowed 45 points to No. 2 Michigan State on Dec. 16, 2000)

Kentucky then earned a 69-53 win at Vanderbilt on Jan. 24 in its next game away from home.

- It was Kentucky's 78th game played at Memorial Gymnasium (69 vs. Vanderbilt, 5 NCAA Tournament, 3 SEC Tournament, 1 SEC Playoff), tying Freedom Hall for the most games played by UK in a single arena all-time (excluding home arenas)
- Kentucky has now won 14 straight in the series
- UK limited the Commodores to just 53 points, 20 points below its season scoring average
- When Vanderbilt missed a free throw with 3:10 remaining, it marked the first time in two games that an opponent missed a foul shot after Texas A&M and VU had combined to make 25 in a row
- Kentucky made only one trip to the foul line, making 1 of 2 attempts, both of which are the lowest numbers of the Calipari era – actually by significant margins, as the previous lows were three made on two occasions and six attempts on two occasions
- The Cats made it three in a row on the road with a 75-66 win at Ole Miss.
- UK has connected on 42-50 (84%) from the line in its last three road games
- Kentucky has allowed 71 points or fewer in six straight games against league foes for the first time since the 2014-15 season (12 consecutive)

## S-E-C! S-E-C! S-E-C!

Kentucky is the Southeastern Conference's gold standard. Since the SEC's inception in 1932-33, the Wildcats are the most dominant team in the league, recording a 1,040-300 mark (77.6%) in regular-season conference play. Only Alabama has won more than 800 regular-season SEC games and no other team owns a better winning percentage.

- UK has averaged 11.6 wins and only 3.3 losses per season in 89 seasons in the SEC
- Kentucky has won 49 SEC regular-season titles and 31 SEC Tournament championships

## Measurables



Daimion Collins

### Wing Span

### Max Vertical

### Hand Width

### 3/4-Court Sprint

### Shuttle Run

T1. Ugonna Onyenso - 7'4"	1. Daimion Collins - 46.5"	1. Oscar Tshiebwe - 10.75"	1. Jacob Toppin - 3.09	1. Cason Wallace - 10.03
T1. Oscar Tshiebwe - 7'4"	2. Jacob Toppin - 45.0"	T2. Daimion Collins - 9.75"	2. Sahvir Wheeler - 3.18	2. Antonio Reeves - 10.45
3. Daimion Collins - 7'3"	3. Kareem Watkins - 43.0"	T2. Jacob Toppin - 9.75"	3. Oscar Tshiebwe - 3.20	3. Sahvir Wheeler - 10.49
4. Lance Ware - 7'1"	4. Cason Wallace - 42.0"	T2. Lance Ware - 9.75"	T4. Daimion Collins - 3.22	4. Brennan Canada - 10.83
5. Adou Thiero - 6'11"	5. Adou Thiero - 41.0"	T5. Ugonna Onyenso - 9.5"	T4. Antonio Reeves - 3.22	5. Lance Ware - 10.86
		T5. Adou Thiero - 9.5"	T4. Adou Thiero - 3.22	

## Quick Facts

### GENERAL INFORMATION

<b>Location:</b> Lexington, Ky.
<b>Enrollment:</b> 31,800
<b>Founded:</b> 1865
<b>Colors:</b> Blue and White
<b>Nickname:</b> Wildcats
<b>Conference:</b> Southeastern Conference
<b>All-Time Record:</b> 2,368-743-1 (76.1%)
<b>Arena:</b> Rupp Arena (20,500)
<b>Rupp Arena Record:</b> 644-79 (89.1%) - 47th season
<b>NCAA Championships:</b> 8 (1948, '49, '51, '58, '78, '96, '98, 2012)
<b>NCAA Runners-Up:</b> 4 (1966, '75, '97, 2014)
<b>NCAA Tournament Record:</b> 129-53 (70.9%)
<b>Last NCAAT Appearance:</b> 2022, First Round
<b>President:</b> Dr. Eli Capilouto (Alabama, 1971)
<b>Athletics Director:</b> Mitch Barnhart (Ottawa, 1981)
<b>MBB Administrator:</b> Kevin Sergent (UNC, 2004)
<b>Head Coach:</b> John Calipari (Clarion, 1982)
<b>Calipari On-Court Record:</b> 825-248 (76.9%)
<b>Calipari UK Record:</b> 380-108 (77.9%)
<b>Athletics Phone Number:</b> 859.257.8000
<b>Starters Returning/Lost:</b> 2/3
<b>Players Returning/Lost:</b> 7/8



# NOTES

- Kentucky is 11-3 in the opening game of the SEC season under John Calipari and 13-1 in the first home league opener. UK is 69-20 all-time in SEC openers
- The Wildcats have won 16 of the last 29 SEC Tournaments (the 2020 one was not played because of the COVID-19 pandemic)
- UK has captured at least a share of six of the last 13 SEC regular-season championships under John Calipari
- Kentucky has played in the championship game of the SEC Tournament in eight of Calipari's 11 tourneys, winning six times (2020 tournament not played because of COVID)
- UK won its 1,000th game in SEC regular-season action vs. Alabama on Jan. 11, 2020. Kansas has won 1,000 conference games when combining its records in the Big 6, Big 7, Big 8 and Big 12, but no other team in the country had won 1,000 or more regular-season league games in one conference alone
- Six teams made the 2022 NCAA Tournament field with Arkansas reaching the Elite Eight
- The SEC has had 27 NCAA Tournament selections over the last four tournaments, the third most. Only the Big 10 (30) and Atlantic Coast Conference (28) have had more
- The SEC went 5-6 in NCAA Tournament games in 2022. SEC teams are 78-49 (61.4%) in the NCAA tourney since 2012
- The league has advanced at least one team to the Elite Eight in 10 of the last 12 tournaments and nine different SEC teams have advanced to the Sweet Sixteen in the last five NCAA Tournaments
- The SEC has held its own in the annual Big 12/SEC Challenge. The SEC trails 35-34 over the last seven seasons in the yearly January showdown and won outright in 2021 and '22
- Three SEC teams are ranked in the Jan. 30 Associated Press Top 25, with Missouri, Texas A&M and Arkansas also receiving votes

## Calipari Leading the Way in SEC Play

John Calipari leads the way among all current SEC head coaches in 2022-23 in career wins, league victories and titles. He is also ascending the all-time charts in league history:

- Calipari owns 380 victories as UK's head coach, ranking as the fourth-most wins by a coach leading an SEC program in the conference's history. Adolph Rupp (875), Billy Donovan (467) and Dale Brown (448) are the only others who have more
- Calipari is sixth all-time in SEC regular-season wins with 179. Rupp (397) has the most. Calipari needs four more to pass Ray Mears (182) for fifth place
- Calipari is 24-5 in the SEC Tournament. His 24 victories are tied with Tubby Smith for the third-most in tournament history. Only Donovan (27) and Wimp Anderson (25) have more
- Calipari has won six SEC Tournament titles. Only Alabama (7) has more in program history than Calipari has won in total

## Injury Bug a Story with the Cats

A season after playing just 17 games at full strength, the Wildcats are once again dealing with a multitude of injuries.

**Daimion Collins:** Missed the Tennessee game with a left foot injury

**CJ Fredrick:** Exited the Missouri game with a right-hand injury after playing four minutes. Missed the Louisville, LSU and Alabama games

**Jacob Toppin:** Exited the Alabama game with a right-shoulder injury and did not return. Missed the South Carolina game

**Oscar Tshiebwe:** Had a minor knee procedure and missed the duration of the preseason as well as the team's games against Howard and Duquesne

**Cason Wallace:** Exited the South Carolina game with a lower-back injury and did not return after playing eight minutes. Missed the Ole Miss game due to precautionary reasons as he deals with a lower-extremity issue

**Lance Ware:** Missed the North Florida game due to an illness and the LSU game with a left-shoulder injury

**Sahvir Wheeler:** Missed both exhibition games and the team's opener vs. Howard with a right-leg injury and the team's trip to Tennessee with a left-shoulder injury

## Ulis Returns to Kentucky

Tyler Ulis was one of the most accomplished players in UK program history from 2015-16. He was an All-American and Bob Cousy Award winner in 2016. He was also a part of a team that won its first 38 games and went to the Final Four in 2015. He has returned to the Wildcats for the spring semester to serve as a student assistant coach as he works towards completing his undergraduate degree.

- 2016 Consensus First-Team All-American
- 2016 Bob Cousy Award winner
- Was the SEC Player of the Year, Defensive Player of the Year and SEC Tournament MVP in 2016
- Set the UK single-season record with 246 assists in 2016
- Was a part of 65 career wins in two years at UK
- Drafted 34th overall by the Suns in 2016
- Western Conference Rookie of the Month in April of 2017 when he averaged 20.7 points and 6.8 assists per game during the month. It was the most points and assists in a single month since Damian Lillard in March of 2013

## Road Warriors

Kentucky has once again played one of the toughest schedules in the country on the court, but it has also been perhaps the most grueling travel schedule in John Calipari's tenure. Kentucky played four nonconference games away from home in the first five weeks of the season totaling more than 14,138 miles traveled.

- Kentucky took on Michigan State in Indianapolis, traveling 376 miles round trip
- The Cats then played a road contest at Gonzaga. That trip consisted of a five-hour flight each direction and 4,328 total miles traveled
- UK played in the inaugural Hall of Fame Classic in London, England to end November. That round trip consisted of 8,016 miles
- Kentucky finished its nonconference travel with a date in Madison Square Garden for the CBS Sports Classic and a game vs. UCLA. The roundtrip mileage was 1,418 for that contest
- Things didn't get easier for the Cats, as UK opened its SEC slate on the road at Missouri, spanning 921 miles
- This particular group of Cats also spent time at Baha Mar Resort in The Bahamas this summer (1,976 miles) and played its Blue-White Game in Pikeville, Kentucky (287 miles) before the season ever began

## Cats Deliver the Knockout Punch

Kentucky is 322-13 (96.1%) in the John Calipari era when leading by at least 10 points at any time in the contest. Ten of the 13 losses in the Calipari era are to conference opponents.

## Points Per Possession

Game	Off. PPP	Def. PPP
HOWARD	1.25	0.83
DUQUESNE	1.08	0.73
vs. Michigan State	0.92	1.02
SOUTH CAROLINA STATE	1.38	0.82
at Gonzaga	0.95	1.16
NORTH FLORIDA	1.33	0.78
BELLARMINE	1.02	0.69
vs. Michigan	1.03	0.97
YALE	1.15	0.98
vs. UCLA	0.79	0.94
FLORIDA A&M	1.49	1.15
at Missouri	1.10	1.31
LOUISVILLE	1.34	0.98
LSU	1.25	1.20
at Alabama	0.76	1.15
SOUTH CAROLINA	1.19	1.25
at Tennessee	0.91	0.81
GEORGIA	1.20	1.00
TEXAS A&M	1.10	0.97
at Vanderbilt	1.19	0.91
KANSAS	0.99	1.12
at Ole Miss	1.19	1.05
FLORIDA		
ARKANSAS		
at Georgia		
at Mississippi State		
TENNESSEE		
at Florida		
AUBURN		
VANDERBILT		
at Arkansas		

## Overall

UK offensive high - 1.49, FLORIDA A&M

UK offensive SEC high - 1.25, LSU

UK offensive low - 0.76, at Alabama

UK offensive SEC low - 0.76, at Alabama

Opponent offensive high - 1.31, at Missouri

Opponent SEC high - 1.31, at Missouri

Opponent offensive low - 0.69, BELLARMINE

Opponent SEC low - 0.81, at Tennessee

## Wins vs. Losses in 2022-23

Result	FG%	Opp. FG%	3-Pt. FG%	Opp 3-Pt. FG%	FT%	RPG	APG	TOPG	BPG	SPG	PPG	Opp PPG
Wins	.489	.400	.412	.305	.717	40.1	18.0	11.1	4.1	6.5	79.5	61.2
Losses	.400	.479	.270	.395	.623	35.4	12.7	12.3	4.0	7.4	66.4	78.9



# NOTES

Perhaps most impressive of all is that 68.6% of games Calipari has coached in at Kentucky have produced 10-point leads at some point during the game for UK. The Wildcats have led by 10 points or more in a whopping 84.7% of Calipari's 380 career wins at Kentucky.

## Hold Them to 55 Points, 40%

Defense has always been a recipe for success for the Wildcats under John Calipari. The special ingredient: 55 points. Kentucky is a perfect 86-0 under Calipari when holding the opponent to 55 points or fewer, including 3-0 this season after limiting Duquesne to 52 points, Bellarmine to 41 and Vanderbilt on the road to 53 points.

The Wildcats are 211-10 (95.5%) under Calipari when limiting the opponent to 63 points or less, including 9-1 this season. Kentucky also fares well when it keeps the competition to 40% or less from the floor. UK is 229-24 (90.5%) vs. opponents under Calipari when its field-goal percentage is 40% or less.

## Cleaning the Glass

Kentucky was one of the top teams in the country on the boards a season ago. With the nation's best rebounder in Oscar Tshiebwe back again, UK is again one of the nation's best on the boards. Tshiebwe paces the country in rebounds per game (13.6) in 2022-23. As a team, UK is logging 3859 boards per game which ranks as the 35th-best mark in the nation. UK is plus-7.7 in rebound margin to rank 12 nationally.

- UK is averaging 13.27 offensive boards per outing, ranking 16th in the country
- Tshiebwe is second in the nation with 5.30 offensive rebounds per game and ranks fourth with 8.25 defensive boards per contest

## Always Efficient

According to Ken Pomeroy's calculations on kenpom.com, Kentucky teams under John Calipari have consistently ranked among the most efficient teams in the country per possession. Pomeroy's rankings through games played on Jan. 31:

Season	Offense (Rank)	Defense (Rank)	Overall
2022-23	115.3 (24)	98.6 (65)	34th
2021-22	120.0 (5)	94.3 (36)	6th
2020-21	108.0 (84)	93.1 (35)	49th
2019-20	112.7 (24)	95.1 (52)	29th
2018-19	117.6 (14)	90.1 (8)	8th
2017-18	115.8 (24)	95.4 (22)	17th
2016-17	119.1 (12)	91.4 (7)	4th
2015-16	120.4 (5)	98.0 (53)	6th
2014-15	119.3 (5)	86.5 (2)	1st
2013-14	117.6 (10)	96.9 (41)	11th
2012-13	108.8 (42)	99.1 (129)	42nd
2011-12	122.9 (2)	88.2 (9)	1st

2010-11	118.1 (7)	90.4 (15)	6th
2009-10	116.1 (15)	86.2 (6)	3rd

## Cats Don't (Historically) Count on the 3

Kentucky has never been reliant on the 3 under John Calipari. Even with more shooters at their disposal, the 2021-22 season was not an exception for the Wildcats. However, the 2022-23 squad has shown flashes of the ability to be one of Calipari's best from long range. Kentucky is averaging 27.9% of its points from distance while 31.6% of its field-goal attempts are from 3-point range.

The highest percentage of 3-point shots taken under Calipari was the 2010-11 Final Four team that lofted 32.4% of its shots from beyond the arc. That team is also Calipari's top 3-point shooting team at Kentucky. The most attempts per game in the Calipari era was the 2016-17 squad that took 19.89 3-point shots per game. This team is averaging 19.14 attempts per game thus far.

Not relying on the 3 certainly hasn't hurt the Wildcats. UK is 10-3 all-time under Calipari when making one or fewer from long range.

Year	% of Attempts from 3	3-Point FG%
2009-10:	.319	.362
2010-11:	.324 (highest)	.397 (highest)
2011-12:	.265	.378
2012-13:	.293	.346
2013-14:	.276	.332 (lowest)
2014-15:	.271 (lowest)	.349
2015-16:	.310	.366
2016-17:	.316	.353
2017-18:	.258	.357
2018-19:	.296	.354
2019-20:	.266	.343
2020-21:	.322	.336
2021-22:	.279	.347
2022-23:	.316	.366

## Historic Opener

With a 95-63 win over Howard to open the 2022-23 campaign, a few Wildcats set records along the way.

- Cason Wallace recorded the second-most assists in a UK freshman debut, while becoming the first UK freshman in school history to have at least 15 points, eight rebounds, and nine assists in a collegiate debut
- Wallace was one of only two freshmen to accomplish the season-opening feat since the 2010-11 season, joining Lonzo Ball, who went for 19 points, 11 assists, eight rebounds and two steals in a 119-80 win over Pacific on Nov. 11, 2016

## UK's Record vs. AP Ranked Opponents and as an AP Ranked Opponent Under Cal

Kentucky (RK)	Opponent Rank																									RV	NR	TOTAL	
	1	2	3	4	5	6	7	8	9	10	11	12	13	14	15	16	17	18	19	20	21	22	23	24	25				
1	-	0-1	0-1	1-0	2-0	2-0	-	2-0	1-0	-	0-1	-	-	-	-	2-0	1-0	1-0	-	1-0	3-0	1-0	-	-	-	6-2	46-3	69-8	
2	1-0	-	-	0-1	1-0	0-1	-	-	-	-	-	1-0	1-0	-	1-0	-	1-0	-	0-1	-	-	-	-	-	-	4-0	24-0	34-3	
3	-	-	-	1-0	-	-	-	-	0-1	-	-	1-0	-	-	-	-	-	-	-	0-1	-	-	-	-	-	1-0	17-0	20-2	
4	-	0-2	-	-	-	-	0-1	0-1	-	-	-	-	-	1-0	-	0-1	-	-	-	-	-	-	-	-	2-0	2-0	12-2	17-7	
5	1-0	-	-	-	-	0-1	-	-	0-1	1-0	-	-	-	-	-	-	-	-	0-1	-	-	-	-	-	1-0	-	2-0	13-0	18-3
6	-	-	-	-	0-1	-	1-0	1-0	-	0-1	-	-	-	-	-	-	-	0-1	1-0	-	-	-	-	-	-	2-0	9-2	14-5	
7	-	-	-	0-1	-	-	-	-	-	-	1-0	-	-	0-1	-	-	-	-	1-0	-	-	-	-	-	-	-	7-2	9-4	
8	-	-	-	-	-	-	-	-	1-0	-	-	-	1-0	-	1-0	-	-	-	-	-	-	-	-	1-0	0-1	2-3	13-0	19-4	
9	-	-	-	-	-	-	-	-	-	-	-	-	-	-	-	-	-	-	-	-	-	-	-	-	-	-	9-2	9-2	
10	-	-	-	-	-	-	-	-	0-1	-	-	-	-	0-1	-	-	-	-	-	-	-	-	-	-	-	3-4	15-3	18-9	
11	1-0	-	-	-	-	-	1-0	-	0-1	-	-	-	1-0	-	-	-	-	0-1	-	-	-	2-0	-	-	-	-	6-1	11-3	
12	-	0-1	-	-	1-0	-	-	-	-	-	-	-	-	1-0	-	1-0	-	-	-	-	-	-	-	-	-	2-0	5-1	10-2	
13	-	-	-	-	-	-	-	-	-	-	-	-	-	-	-	0-1	0-1	-	-	-	-	-	-	-	-	1-0	8-2	9-4	
14	-	-	0-1	-	-	-	-	-	-	-	-	-	-	-	-	-	-	-	-	-	-	-	-	-	-	1-1	9-1	10-3	
15	-	-	-	-	-	-	-	-	-	-	-	1-0	-	-	-	-	-	1-0	-	-	-	-	-	-	-	1-0	7-0	10-0	
16	-	-	-	-	-	-	-	-	-	-	-	-	-	-	-	-	1-0	-	-	-	0-1	-	-	-	-	2-0	6-1	9-2	
17	-	-	-	-	-	-	-	-	-	-	-	-	-	-	-	-	-	-	-	-	-	-	1-1	-	-	-	4-2	5-3	
18	-	-	-	-	-	-	-	-	-	-	-	-	-	-	-	-	-	-	-	-	-	1-0	0-1	-	-	3-2	9-1	13-4	
19	-	-	1-0	1-0	-	-	-	-	1-0	-	-	-	-	-	-	-	-	-	-	-	-	-	-	-	-	1-1	5-0	9-1	
20	-	-	-	0-1	-	-	0-1	-	-	-	-	-	-	-	-	-	-	-	-	-	1-0	-	-	-	-	-	4-2	5-4	
21	-	-	-	-	-	-	-	-	-	-	-	-	-	-	-	-	-	-	-	-	-	-	-	-	-	2-0	2-1	4-1	
22	-	-	-	-	-	-	-	-	-	-	-	-	1-0	-	-	-	-	-	-	-	-	-	-	-	-	1-0	5-1	7-1	
23	-	-	-	-	-	-	-	-	-	-	-	-	-	-	-	-	-	-	-	-	-	-	-	-	-	0-1	3-0	3-1	
24	-	-	-	-	-	-	-	-	-	-	-	-	-	-	0-1	-	-	-	-	-	-	-	-	-	-	-	0-1	0-2	
25	0-1	-	-	-	-	-	0-1	-	-	-	-	-	-	-	-	-	-	-	-	-	-	-	-	-	-	-	1-1	1-3	
RV	0-1	1-0	-	-	1-0	-	2-1	-	0-1	0-1	-	1-0	1-0	-	-	-	-	0-1	-	-	-	-	-	-	-	-	-	-	
NR	-	-	-	0-1	1-0	-	-	-	0-1	-	1-1	-	-	-	-	1-0	-	0-1	1-0	-	-	0-1	-	-	-	-	-	-	
TOTAL	3-2	1-4	1-2	3-4	6-1	2-2	4-4	3-1	3-6	1-2	2-2	4-0	5-0	2-2	2-1	4-2	3-1	2-4	3-2	1-1	4-1	5-1	1-2	1-1	1-0	Total	333-81	68-48	





# NOTES

- Antonio Reeves sunk a game-high six 3-pointers, which is a record for any UK player in his debut with the Cats
- Lance Ware totaled four steals, the most in a Kentucky season-opener since Knox and Gilgeous-Alexander each had four in a 73-63 win over Utah Valley Nov. 10, 2017

## Wildcats Ink Five for 2023

Kentucky men's basketball head coach John Calipari announced the signing of five stand-out student-athletes to the program's 2023 signing class on Nov. 14. Aaron Bradshaw, Robert Dillingham, Justin Edwards, Reed Sheppard and D.J. Wagner each inked national letters of intent with UK during the fall signing period.

Bradshaw, Edwards, Sheppard and Wagner were all tabbed to the 2023 McDonald's All American Game on Jan. 24. UK has now had 44 "burger boys" sign out of high school with John Calipari. All-time UK has amassed 76 McDonald's All Americans.

In every season but two of the Calipari era, the Wildcats have signed a top-three recruiting class according to the Recruiting Services Consensus Index, which tallies major recruiting rankings and plugs them into a formula to calculate a consensus ranking. With the additions, Kentucky has signed 71 top-50 recruits, 56 top-25 players and 31 top-10 players (according to Rivals) in what will now be Calipari's 15 recruiting classes at Kentucky.

- **Aaron Bradshaw (Roselle, N.J.):** Forward | 7-0, 210 pounds | No. 4 overall by 247Sports, No. 4 by ESPN and No. 5 by Rivals | Averaged 8.9 points, 7.4 rebounds and 3.2 blocks per

game as a junior while helping Camden to the NJSIAA Group 2 state championship | Played for NJ Scholars on the EYBL circuit last summer, averaging 12.7 points, 7.3 rebounds and 2.0 blocks | Tallied three double-doubles during Peach Jam in July | McDonald's All-American | Naismith High School Player of the Year semifinalist

- **Robert Dillingham (Hickory, N.C.):** Guard | 6-2, 160 pounds | No. 7 overall by Rivals, No. 11 by ESPN and No. 9 by 247Sports | Averaged 21.2 points, 4.9 rebounds and 2.1 steals per game as a sophomore at Combine Academy, leading the team to a 29-3 record and a non-association state title | Joined Overtime Elite in November | Charlotte Observer High School Basketball Player of the Year in 2020-21 | 2021 FIBA Americas U16 Championship MVP, averaging 15.7 points and 6.2 assists in more than 20 minutes per game

- **Justin Edwards (Philadelphia):** Guard | 6-8, 190 pounds | No. 1 by ESPN, No. 2 by 247Sports and No. 4 by Rivals | Led Imhotep Charter to the Class 5A state title as a junior last season, averaging 18.3 points and 8.3 rebounds per game | Helped Team Final advance to Peach Jam quarterfinals after shooting 39.5% from deep while averaging 15.3 points and 7.0 rebounds per game McDonald's All-American | Naismith High School Player of the Year semifinalist

- **Reed Sheppard (London, Ky.):** Guard | 6-3, 180 pounds | No. 22 overall by Rivals, No. 21 by ESPN and No. 30 by 247Sports | Led North Laurel to the state Sweet 16, averaging 25.2 points, 7.6 assists, 6.8 rebounds and 4.4 steals per game as a junior | 2022 Kentucky Gatorade Player of the Year | Both parents, Jeff and Stacey, played basketball at Kentucky | Jeff

## All-Time Winningest Schools

SCHOOL	WINS
1. Kansas	2,375
<b>2. Kentucky</b>	<b>2,368</b>
3. North Carolina	2,338
4. Duke	2,262
5. Temple	1,976
6. UCLA	1,972
7. Syracuse	1,969
8. Notre Dame	1,949
9. St. John's	1,918
10. Indiana	1,906

\*through games on Jan. 31

## UK Leaders in Career Rebounds

Player (Years played)	Rebounds
1. Dan Issel (1968-70)	1,078
2. Frank Ramsey (1951-54)	1,038
---	
8. Sam Bowie (1980-84)	843
9. Rick Robey (1975-78)	838
10. Bob Burrow (1955-56)	823
11. Winston Bennett (1984-88)	799
12. Jack Givens (1975-78)	793
13. Patrick Patterson (2008-10)	791
14. Jamaal Magloire (1997-2000)	789
<b>15. Oscar Tshiebwe (2022-23)</b>	<b>786</b>

## UK Leaders in Career Assists

Player (Years played)	Assists
1. Dirk Minniefield (1980-83)	646
2. Anthony Epps (1994-97)	544
---	
7. Cliff Hawkins (2001-04)	467
8. Ed Davender (1985-88)	436
9. Travis Ford (1991-94)	428
10. Tyler Ulis (2015-16)	381
11. Saul Smith (1998-2001)	364
12. Ashton Hagans (2019-20)	351
13. John Pelphey (1988-92)	327
<b>14. Sahvir Wheeler (2022-23)</b>	<b>321</b>

## Lineup Comparison

Most Frequent Lineups	Total Minutes	Points For	Points Against	+/-	+/- Per 40 Min.
Toppin, Wallace, Reeves, Wheeler, Tshiebwe	120:19	231	213	+18	+5.98
Toppin, Fredrick, Wallace, Reeves, Tshiebwe	75:18	183	108	+75	+39.84
Toppin, Wallace, Livingston, Wheeler, Tshiebwe	53:42	83	86	-3	-2.23
Toppin, Fredrick, Wallace, Livingston, Tshiebwe	51:36	80	92	-12	-9.30
Toppin, Fredrick, Wallace, Livingston, Ware	38:03	65	44	+21	+22.08
Toppin, Fredrick, Wallace, Wheeler, Tshiebwe	34:56	61	55	+6	+6.87
Toppin, Livingston, Reeves, Wheeler, Tshiebwe	31:04	62	43	+19	+24.46
Wallace, Livingston, Ware, Wheeler, Tshiebwe	26:23	53	53	+0	+0.00
Wallace, Reeves, Wheeler, Collins, Tshiebwe	22:56	46	39	+7	+12.21
Toppin, Fredrick, Reeves, Wheeler, Tshiebwe	20:58	42	32	+10	+19.08

## Efficiency Stats

#	Player	Min	AST%	EFG%	TS%	Usg%	DRB%	ORB%	TRB%
14	Brennan Canada	6	0.0	.500	.500	25.3	19.8	0.0	9.7
04	Daimion Collins	139	2.3	.345	.394	17.5	18.8	8.2	13.4
01	CJ Fredrick	454	12.1	.492	.527	16.0	3.1	1.5	2.3
21	Walker Horn	6	24.2	.000	.000	33.7	19.8	0.0	9.7
24	Chris Livingston	372	5.2	.495	.543	17.2	15.0	5.2	10.0
33	Ugonna Onyenso	109	3.5	.562	.570	18.1	26.1	18.9	22.4
12	Antonio Reeves	545	9.8	.541	.578	26.4	8.1	2.3	5.1
03	Adou Thiero	101	7.6	.385	.573	14.3	16.4	6.8	11.5
00	Jacob Toppin	610	13.9	.464	.501	22.1	17.7	7.7	12.6
34	Oscar Tshiebwe	661	8.5	.581	.620	23.0	29.6	18.3	23.9
22	Cason Wallace	651	21.2	.565	.577	19.0	9.8	3.9	6.8
55	Lance Ware	214	11.8	.625	.570	12.6	14.4	9.1	11.7
25	Kareem Watkins	6	24.2	.000	.000	8.4	0.0	0.0	0.0
02	Sahvir Wheeler	576	34.0	.454	.466	17.8	8.7	0.8	4.7



# NOTES

was a member of 1996 and 1998 national championship teams, earning Final Four MVP in 1998, while Stacey still sits as the Wildcats' No. 14 all-time scorer | McDonald's All-American

• **D.J. Wagner (Camden, N.J.):** Guard | 6-3, 175 pounds | No. 2 overall by ESPN and No. 3 by 247Sports and Rivals | Averaged 19.6 points, 4.3 rebounds, 3.3 assists and 3.1 steals per contest as a junior, helping Camden to the NJSIAA Group 2 state championship | Named 2021 and 2022 New Jersey Gatorade Player of the Year | Son of former Memphis and NBA guard Dajuan Wagner and grandson of former Louisville and professional guard Milt Wagner McDonald's All-American | Naismith High School Player of the Year semifinalist

## Five Players on National Watch Lists

Five Wildcats -- Chris Livingston, Antonio Reeves, Oscar Tshiebwe, Cason Wallace and Sahvir Wheeler -- are on major national watch lists to begin the season.

Reeves and Wallace are two of 20 players on the preseason watch list for the Jerry West Award (best shooting guard), while Livingston is on the Julius Erving Award list (best small forward), Tshiebwe is looking to repeat as a winner for the Kareem Abdul-Jabbar honor (best center) and Wheeler was picked as a Bob Cousy Award (best point guard) early-season favorite.

- Tshiebwe has been a unanimous selection to preseason All-America teams
- Tshiebwe and Wheeler were selected to the Naismith Trophy Player of the Year watch list, while Tshiebwe also was named to the NABC Player of the Year Award watch list
- Tshiebwe has now been named to the late season watch list for the Wooden Award and the Oscar Robertson Trophy
- Tshiebwe has also been named to the midseason Naismith Defensive Player of the Year watch list
- In its history, Kentucky's Malik Monk (2017) won the West Award, Tyler Ulis (2016) captured the Cousy Award and Tshiebwe (2022) was tabbed the Abdul-Jabbar winner
- Wheeler was a finalist for the Cousy Award in 2021-22

## Cats Give Back

As part of the University of Kentucky's commitment to the people of the Commonwealth and Big Blue Nation around the globe, the Wildcats continue to give back to those in need.

- Dating back to his time at Memphis, John Calipari has worked with local businesses to partner and help families (usually around 10-12 families) in need for the holidays. Families are identified by local leaders and are uplifted with gifts, gift cards, food for the holidays and even rent checks. UK players helped host a reception with a holiday meal and Christmas carols sung on Dec. 18 to continue Calipari's tradition
- Kentucky spent Thanksgiving serving lunch to people in need alongside the Salvation Army
- All ticket revenue from the Cats' annual Blue-White Game, more than \$160,000, went to Team Eastern Kentucky Flood Relief for those impacted by the devastating floods this summer. The team also participated in multiple community service activities in the area prior to the exhibition held in Pikeville, Kentucky
- Kentucky's men's and women's basketball team partnered with the Mamba and Mambacita Foundation to host a youth skills academy for underprivileged local boys and girls
- In partnership with Samaritan's Feet, coach John Calipari and several other Kentucky coaches handed out 10,000 pairs of shoes in eastern Kentucky in August. The Cats also spent a morning with the organization on their trip to the Bahamas, washing feet and delivering shoes to those in need
- In August, Kentucky's open practice in conjunction with a telethon hosted by Joe and Kelly Craft, LEX 18, the American Red Cross and Rupp Arena for Kentucky Flood Relief, raised more than \$2 million for flood relief
- Calipari and the Wildcats traveled to five cities throughout the state this summer in conjunction with Kroger to raise funds for Kentuckians affected by the tornadoes that ravaged the state in December of 2021

## Big-Game Cal, Cats

Some notes about Cal's teams against the best of the best:

- Not only does Kentucky own a 68-48 record (58.6%) vs. Associated Press Top 25 teams under John Calipari, UK is 7-5 when both teams are ranked in the AP top five
- All-time, Calipari is 13-9 when both teams are ranked in the AP top five

- When both teams are ranked in the AP Top 25, Calipari's all-time record is 89-66, including a 58-38 mark at Kentucky
- When both are ranked in the top 10 he has a 27-22 record, including 16-15 at UK
- By defeating top-ranked Michigan State to start the 2019-20 season, UK knocked off the No. 1 team in consecutive seasons for the first time in school history. Kentucky downed Tennessee on Feb. 19, 2019
- With the win over MSU to begin 2019-20, the Wildcats have nine victories over the No. 1 team in 25 tries in program history
- Calipari improved to 6-4 vs. the No. 1 team in his career with the win vs. Michigan State, including 3-2 at Kentucky. According to ESPN, Calipari is the only coach with a winning (.600) percentage against No. 1 ranked teams with a minimum of 10 games faced against the No. 1

## Taking Care of Business

Kentucky's 68-48 record vs. opponents ranked in the Associated Press Top 25 in John Calipari's tenure is impressive, but the Wildcats' ability to beat all-comers can't be overlooked. Under Calipari, UK is 312-60 vs. unranked competition, 83.9%.

## #OscarWorthy: National Player of the Year Returns for Encore

Oscar Tshiebwe achieved something no player in Kentucky basketball history had ever done before. He was voted as the unanimous National Player of the Year in 2021-22, winning all six major honors: The Sporting News, The Associated Press, USBWA Oscar Robertson Award, NABC, Wooden Award and the Naismith Award. More on Tshiebwe's record-setting 2021-22 campaign:

- Unanimous First-Team All-America selection
- Southeastern Conference Player of the Year
- First-team All-SEC (coaches and media)
- SEC All-Defensive Team (coaches)
- UK single-season record 28 double-doubles
- Team-high 17.4 points and nation-leading 15.1 rebounds per game
- Five games with 20 or more rebounds
- Had 515 boards, the third-most in UK single-season history
- Became the first major-conference player since Bill Walton in 1973 to average at least 15 points and at least 15 rebounds
- Set a Rupp Arena record with 28 rebounds against Western Kentucky
- Became a 1,000-point collegiate scorer

## UK Leads with 27 on NBA Opening-Day Rosters

Kentucky men's basketball's ability to develop and prepare players for the next step continues to manifest itself as 27 former Wildcat student-athletes appeared on NBA opening-day rosters. Kentucky led the nation for the 11th consecutive season with the most alumni on opening-day rosters.

- The total of 27 players on NBA opening-day rosters (including two-way and inactive players) that played and finished their college basketball careers at Kentucky is more than any other college program in the country. Duke, with 24, is the only other school with more than 20 players in the NBA.
- Of the 17 NBA franchises featuring a Wildcat, eight have multiple Kentucky players. Detroit and Sacramento each have a trio of Wildcats on their roster while the Clippers, Lakers, Heat, Knicks, Hornets and Trail Blazers each have two.
- In 13 seasons under head coach John Calipari, 45 players have been selected in the NBA Draft, including 34 first-round selections and three No. 1 overall picks (Anthony Davis, Karl-Anthony Towns and John Wall)
- Calipari has a streak of 15 consecutive drafts with a first-round pick dating back to his time at Memphis
- Calipari is one of only two coaches in the history of the sport to have four players drafted No. 1 overall (Derrick Rose – 2008, Wall – 2010, Davis – 2012, Towns – 2015)
- Using figures compiled by basketball-reference.com and spotrac.com, Calipari-coached players have amassed more than \$3.5 billion in career NBA contracts
- In the 13 seasons Calipari has been the head coach at Kentucky, his players have totaled nearly \$3 billion in NBA contracts. In the 2022-23 season alone, former UK players are slated to make nearly \$330 million

## Tshiebwe UK Double-Doubles

Game	Points	Rebounds
at Ole Miss (1/31/23)	14	11
at Vanderbilt (1/24/23)	15	13
GEORGIA (1/17/23)	37	24
at Tennessee (1/14/23)	15	13
SOUTH CAROLINA (1/10/23)	19	12
LSU (1/3/23)	19	16
LOUISVILLE (12/31/22)	24	14
at Missouri (12/28/22)	23	19
YALE (12/10/22)	28	12
vs. Michigan (12/4/22)	13	14
NORTH FLORIDA (11/23/22)	16	15
at Gonzaga (11/20/22)	20	15
vs. Michigan State (11/15/22)	22	18
vs. Saint Peter's (3/17/22)	30	16
vs. Tennessee (3/12/22)	13	11
vs. Vanderbilt (3/11/22)	12	14
at Florida (3/5/22)	27	14
OLE MISS (3/1/22)	18	15
at Arkansas (2/26/22)	30	18
LSU (2/23/22)	17	16
ALABAMA (2/19/22)	21	14
at Tennessee (2/15/22)	13	15
FLORIDA (2/12/22)	27	19
at South Carolina (2/8/22)	18	14
at Alabama (2/5/22)	10	15
VANDERBILT (2/2/22)	11	17
at Kansas (1/29/22)	17	14
MISSISSIPPI STATE (1/25/22)	21	22
at Auburn (1/22/22)	16	14
at Vanderbilt (1/11/22)	30	13
GEORGIA (1/8/22)	29	17
MISSOURI (12/29/21)	13	20
WKU (12/22/21)	14	28
vs. North Carolina (12/18/21)	16	12
SOUTHERN (12/7/21)	23	11
CENTRAL MICHIGAN (11/29/21)	20	16
NORTH FLORIDA (11/26/21)	12	16
ALBANY (11/22/21)	12	14
MOUNT ST. MARY'S (11/16/21)	24	16
ROBERT MORRIS (11/12/21)	14	20
vs. Duke (11/9/21)	17	20



# LAST TIME OUT

Official Basketball Box Score - Final  
Kentucky at Ole Miss  
1/31/23 The Sandy and John Black Pavilion at Ole Miss, Oxford, Miss.  
2022-23 Men's Basketball  
Game Time: 8:00 PM  
Game Duration: 1:34  
Officials: Doug Show, K.B. Bunket Jr., Ryan Jarrett

Kentucky - 75		Record: 15-7 (6-3)		Ole Miss - 66		Record: 9-13 (1-8)												
NO.	Name	Min	FG	3P	FT	Rebounds	Fouls	TS	AS	TO	ST	Blocks	Shooting By Period					
			1st	2nd	3rd	Off	Per	TS	AS	TO	ST	Blk	1st					
0	Jacob Toppin	F	35:57	7-14	0-2	4-4	11	2	3	2	3	18	4	2	0	0	0	8
24	Chris Livingston	F	30:43	3-5	0-1	0-0	3	4	7	5	0	6	1	0	0	0	0	16
34	Oscar Tshiebwe	F	36:02	4-10	0-1	6-7	2	9	11	2	6	14	0	1	3	0	1	9
1	CJ Fredrick	G	19:50	0-2	0-1	0-0	0	0	0	0	0	0	0	0	0	0	0	10
2	Sahvir Wheeler	G	33:34	2-8	0-0	0-0	4	4	1	0	4	9	1	0	0	0	0	12
12	Antonio Reeves	F	31:29	8-12	5-7	5-5	0	3	3	1	5	27	1	4	2	0	0	12
3	Aduo Theo	F	05:26	0-0	0-0	2-4	0	1	1	0	2	2	1	0	0	1	0	3
55	Lance Ware	G	02:01	0-0	0-0	0-0	0	0	0	0	0	0	0	0	0	0	0	1
4	Damion Collins	F	01:58	1-1	0-0	2-3	1	0	1	0	2	4	0	0	0	0	0	0
Totals			25:52	6-12	19-23	9	24	53	14	18	75	17	0	5	1	1	1	8

NO.	Name	Min	FG	3P	FT	Rebounds	Fouls	TS	AS	TO	ST	Blocks	Shooting By Period					
			1st	2nd	3rd	Off	Per	TS	AS	TO	ST	Blk	1st					
3	Myles Burns	F	34:02	3-6	0-2	1-1	3	5	8	2	3	7	3	0	2	0	0	2
4	Jasmyyn Brakelield	F	30:01	3-7	0-3	2-2	1	6	7	4	5	8	4	2	0	0	0	7
21	Robert Allen	F	22:47	3-7	0-1	2-2	2	1	3	3	1	8	4	1	1	1	0	11
1	Amaree Abram	G	38:06	7-15	3-6	0-0	1	1	2	2	0	17	3	1	0	0	1	15
2	TJ Caldwell	G	32:40	4-13	1-6	3-4	0	3	3	1	3	12	2	2	0	0	0	7
60	Jayveous McKinnis	F	18:34	5-6	0-0	0-1	1	2	3	3	1	10	0	0	0	0	0	12
5	James White	F	14:41	1-4	0-1	0-0	0	1	1	1	1	2	1	0	1	0	0	15
14	Tye Fagan	G	03:36	0-1	0-0	0-0	0	0	0	0	0	1	1	0	0	0	0	4
10	Theo Akwuba	F	07:33	1-2	0-0	0-0	0	0	0	0	2	0	0	0	0	0	0	4
Totals			27:61	4-19	8-10	10	19	29	18	14	66	18	5	4	1	1	1	8

UK	OM	Points from	UK	OM	Period by Period Scoring				
Biggest Lead	14 (2 <sup>nd</sup> 4:32)	7 (1 <sup>st</sup> 14:50)	Turnovers	10	11	1st	2nd	TOT	
Best Scoring Run	10 (1 <sup>st</sup> 11:56)	7 (1 <sup>st</sup> 14:50)	Paint	30	32	UK	32	43	75
Lead Changes	4		Second Chance	9	15	OM	32	34	66
Times Tied	7		Fast Breaks	8	5				
Time with Lead	29:14	05:44	Bench	33	14				

### John Calipari on Antonio Reeves' game ...

"When you're playing basketball and one guy gets it going, then you play him and you go through him. That's why we kept going to Antonio."

## Kentucky 75, Ole Miss 66

**In the 1980's, the Detroit Pistons had a player named Vinnie Johnson. The reserve guard was better known as "The Microwave" because of his ability to heat up quickly, coming off the bench to score early and often.**

**Kentucky has its own "microwave" this season in Antonio Reeves. And the Cats needed everything the transfer guard had on Tuesday night in a 75-66 win over Ole Miss at the Pavilion at Ole Miss in Oxford.**

Reeves entered the game with 14:02 left in the first half and Kentucky trailing 15-10. Less than five minutes later, Reeves had connected on three shots from behind the arc, sparking an 11-2 run that gave the Cats a 21-17 lead.

Ole Miss (9-13, 1-8) would hang around and would tie the game at 32-32 heading into the half.

In the second half, Reeves again did not start but he entered after just two minutes of play, and with the Cats ahead by one. Reeves would score UK's next eight points as Kentucky extended the lead to six, 43-37, with 15:04 to play.

Reeves finished with a season-high 27 points, tying a Calipari Era record in the process. Reeves now has four games this season in which he has come off the bench to score at least 20 points, tying Doran Lamb, who also accomplished the feat on four occasions.

It was also the eighth straight game in which Reeves has scored in double figures.

Oscar Tshiebwe recorded his 13th double-double of the season, and the 53rd of his career, scoring 14 points and grabbing 11 rebounds on Tuesday. Jacob Toppin scored 18 points for the Cats in the win.

The Cats played without starting point guard Cason Wallace, who was out with a leg injury. In his place, Sahvir Wheeler returned to the starting lineup and the senior had a big game. He scored just four points but he dished out nine assists.

### Game Notes

- Kentucky won its third-straight away game, first time that has happened since winning at Kansas, Alabama and South Carolina in 2022 and the first time against SEC opponents since winning the last five away games of the 2020 season.
- Kentucky went 6 of 12 from 3-point range and the Wildcats are 4-0 this season when making at least half their 3-point tries.
- Kentucky shot 82.6% from the free-throw line. It is the second game in a row that the Wildcats made 12 of 12 in the second half.
- Kentucky had 17 assists and is 10-0 this season when getting at least 17.
- Kentucky led by as many as 14 points and the Wildcats are 32-13 (96.1%) under Calipari when leading the opponent by at least 10 points at any time during the game.
- Kentucky has allowed 71 points or fewer in six consecutive SEC regular-season games for the first time since the 2014-15 season.
- The game was Reeves' fifth 20-point game of the season. Four of them have been off the bench, tying Doran Lamb for the most 20-point games in one season by a reserve in the Calipari era.
- Reeves' 27 points are the fourth-most by a Kentucky player coming off the bench in the Calipari era and the most since PJ Washington scored 28 against Auburn on March 31, 2019.
- Oscar Tshiebwe amassed 14 points and 11 rebounds, his 41st double-double in 54 games at Kentucky.

## 2022-23 Top Performances

Category (Individuals)	Kentucky	Opponents
Points	37 by Oscar Tshiebwe vs. GEORGIA (1/17/23)	30 by Kobe Brown at Missouri (12/28/22)
Rebounds	24 by Oscar Tshiebwe vs. GEORGIA (1/17/23)	14 by Julian Strawther at Gonzaga (11/20/22)
Assists	11 by Sahvir Wheeler vs. DUQUESNE (11/11/22)	9 by A.J. Hoggard vs. Michigan State (11/15/22)
Steals	8 by Cason Wallace vs. Michigan State (11/15/22)	6 by Mark Sears at Alabama (1/7/23)
Blocks	4 (3x), last by Oscar Tshiebwe vs. Michigan State (11/15/22)	3 by Hunter Dickinson vs. Michigan (12/4/22)
FG Made	13 by Oscar Tshiebwe vs. YALE (12/10/22)	10 (2x), last by Kobe Brown at Missouri (12/28/22)
FG Attempts	20 by Oscar Tshiebwe vs. GEORGIA (1/17/23)	22 by Hunter Dickinson vs. Michigan (12/4/22)
3-FG Made	6 (2x), last by Antonio Reeves at Ole Miss (1/31/23)	6 by Meechie Johnson vs. South Carolina (1/10/23)
3-FG Attempted	13 by Cason Wallace at Missouri (12/28/22)	13 by Adam Miller vs. LSU (1/3/23)
FT Made	13 by Oscar Tshiebwe vs. GEORGIA (1/17/23)	8 by El Ellis vs. Louisville (12/31/22)
FT Attempted	18 by Oscar Tshiebwe vs. GEORGIA (1/17/23)	10 by El Ellis vs. Louisville (12/31/22)

Category (Team)	Kentucky	Opponents
Points	106, vs. SOUTH CAROLINA STATE (11/17/22)	89, at Missouri (12/28/22)
Rebounds	50, vs. NORTH FLORIDA (11/23/22)	45, vs. Michigan State (11/15/22)
Assists	25, vs. SOUTH CAROLINA STATE (11/17/22)	19, vs. Michigan State (11/15/22)
Steals	12, vs. Michigan State (11/15/22)	11, vs. UCLA (12/17/22)
Blocks	11, vs. DUQUESNE (11/11/22)	6 at Alabama (1/7/23)
FG Made	39, vs. SOUTH CAROLINA STATE (11/17/22)	31, (2x) last by KANSAS (1/28/23)
FG Attempts	73, (2x) last at Alabama (1/7/23)	69, vs. Michigan State (11/15/22)
3-FG Made	13, vs. FLORIDA A&M (12/21/22)	11 (2x), last vs. South Carolina (1/10/23)
3-FG Attempted	32, TEXAS A&M (1/21/23)	28, vs. BELLARMINE (11/29/22)
FT Made	23, vs. GEORGIA (1/17/23)	23 (2x), last at Missouri (12/28/22)
FT Attempted	30, vs. GEORGIA (1/17/23)	28, at Missouri (12/28/22)

# KENTUCKY BY THE NUMBERS

Date	Opponent	Result	Points	Rebounds	Assists	Steals	Blocks
N. 7	<b>HOWARD</b>	W, 95-63	Reeves - 22 <sup>^</sup>	Toppin - 11 <sup>^</sup>	Wallace - 9 <sup>^</sup>	Ware - 4 <sup>^</sup>	Onyenso - 4 <sup>^</sup>
N. 11	<b>DUQUESNE</b> <sup>1</sup>	W, 77-52	Reeves - 18 <sup>^</sup>	Onyenso - 10 <sup>^</sup>	Wheeler - 11 <sup>^</sup>	Three players - 2	Ware - 4 <sup>^</sup>
N. 15	vs. Michigan State <sup>2</sup>	L, 86-77 <sup>20T</sup>	Tshiebwe - 22	Tshiebwe - 18 <sup>^</sup>	Wheeler - 8	Wallace - 8 <sup>^</sup>	Tshiebwe - 4 <sup>^</sup>
N. 17	<b>S. CAROLINA STATE</b> <sup>1</sup>	W, 106-63	Fredrick - 17 <sup>^</sup>	Toppin - 9 <sup>^</sup>	Wheeler - 10 <sup>^</sup>	Fredrick - 4 <sup>^</sup>	Onyenso - 3 <sup>^</sup>
N. 20	at Gonzaga	L, 88-72	Tshiebwe - 20	Tshiebwe - 15 <sup>^</sup>	Wheeler - 4 <sup>^</sup>	Wallace - 4 <sup>^</sup>	n/a
N. 23	<b>NORTH FLORIDA</b> <sup>1</sup>	W, 96-56	Two players - 20 <sup>^</sup>	Tshiebwe - 15 <sup>^</sup>	Wallace - 6 <sup>^</sup>	Tshiebwe - 3 <sup>^</sup>	Onyenso - 3 <sup>^</sup>
N. 29	<b>BELLARMINE</b>	W, 60-41	Reeves - 18 <sup>^</sup>	Tshiebwe - 12 <sup>^</sup>	Wheeler - 6 <sup>^</sup>	Two players - 2 <sup>^</sup>	Tshiebwe - 3 <sup>^</sup>
D. 4	vs. Michigan <sup>3</sup>	W, 73-69	Two players - 14	Tshiebwe - 14 <sup>^</sup>	Wheeler - 7 <sup>^</sup>	Three players - 1	Onyenso - 2
D. 10	<b>YALE</b>	W, 69-59	Tshiebwe - 28 <sup>^</sup>	Tshiebwe - 12 <sup>^</sup>	Toppin - 4 <sup>^</sup>	Two players - 2 <sup>^</sup>	Tshiebwe - 2 <sup>^</sup>
D. 17	vs. UCLA <sup>4</sup>	L, 63-53	Livingston - 14	Tshiebwe - 16 <sup>^</sup>	Wheeler - 6 <sup>^</sup>	Two players - 2	Tshiebwe - 3 <sup>^</sup>
D. 21	<b>FLORIDA A&amp;M</b> <sup>5</sup>	W, 88-68	Wallace - 27 <sup>^</sup>	Tshiebwe - 8 <sup>^</sup>	Wallace - 9 <sup>^</sup>	Wallace - 4 <sup>^</sup>	Toppin - 1 <sup>^</sup>
D. 28	at Missouri*	L, 89-75	Tshiebwe - 23	Tshiebwe - 19 <sup>^</sup>	Wheeler - 8 <sup>^</sup>	Two players - 2 <sup>^</sup>	Wallace - 1
D. 31	<b>LOUISVILLE</b>	W, 86-63	Two players - 24 <sup>^</sup>	Tshiebwe - 14 <sup>^</sup>	Wheeler - 9 <sup>^</sup>	Three players - 2	Reeves - 1 <sup>^</sup>
J. 3	<b>LSU</b> *	W, 74-71	Toppin - 21	Tshiebwe - 16 <sup>^</sup>	Wheeler - 9 <sup>^</sup>	Two players - 1 <sup>^</sup>	Three players - 1 <sup>^</sup>
J. 7	at Alabama*	L, 78-52	Reeves - 20 <sup>^</sup>	Two players - 6	Two players - 3	Four players - 1	Toppin - 2 <sup>^</sup>
J. 10	<b>SOUTH CAROLINA</b> *	L, 71-68	Tshiebwe - 19	Tshiebwe - 12 <sup>^</sup>	Wheeler - 3	Tshiebwe - 3 <sup>^</sup>	Collins - 3 <sup>^</sup>
J. 14	at Tennessee*	W, 63-56	Reeves - 18	Tshiebwe - 13 <sup>^</sup>	Wallace - 6	Two players - 2	Livingston - 1 <sup>^</sup>
J. 17	<b>GEORGIA</b> *	W, 85-71	Tshiebwe - 37 <sup>^</sup>	Tshiebwe - 24 <sup>^</sup>	Toppin - 4 <sup>^</sup>	Tshiebwe - 3 <sup>^</sup>	Toppin - 2 <sup>^</sup>
J. 21	<b>TEXAS A&amp;M</b> *	W, 76-67	Reeves - 23 <sup>^</sup>	Tshiebwe - 17 <sup>^</sup>	Wallace - 4	Two players - 2	Wallace - 2 <sup>^</sup>
J. 24	at Vanderbilt*	W, 69-53	Reeves - 16 <sup>^</sup>	Tshiebwe - 13 <sup>^</sup>	Two players - 5 <sup>^</sup>	Four players - 1	Toppin - 2 <sup>^</sup>
J. 28	<b>KANSAS</b> <sup>6</sup>	L, 77-68	Tshiebwe - 18	Tshiebwe - 9	Wallace - 5	Wallace - 5 <sup>^</sup>	Three players - 1 <sup>^</sup>
J. 31	at Ole Miss*	W, 75-66	Reeves - 27 <sup>^</sup>	Tshiebwe - 11 <sup>^</sup>	Wheeler - 9 <sup>^</sup>	Tshiebwe - 3 <sup>^</sup>	Thiero - 1 <sup>^</sup>
F. 4	<b>FLORIDA</b> *						
F. 7	<b>ARKANSAS</b> *						
F. 11	at Georgia*						
F. 15	at Mississippi State*						
F. 18	<b>TENNESSEE</b> *						
F. 22	at Florida*						
F. 25	<b>AUBURN</b> *						
M. 1	<b>VANDERBILT</b> *						
M. 4	at Arkansas*						

All home games in **BOLD CAPS**

\*SEC game, ^game high

- 1 - Tribute Classic (Rupp Arena | Lexington, Ky.)
- 2 - Champions Classic (Gainbridge Fieldhouse | Indianapolis)
- 3 - Basketball Hall of Fame Showcase (O2 Arena | London)
- 4 - CBS Sports Classic (Madison Square Garden | New York)
- 5 - Unity Series (Rupp Arena | Lexington, Ky.)
- 6 - SEC/Big 12 Challenge (Rupp Arena | Lexington, Ky.)

## Times Led

Reeves - 9  
Tshiebwe - 8  
Toppin - 4  
Wallace - 2  
Fredrick - 1  
Livingston - 1

## Times Led

Tshiebwe - 19  
Toppin - 3  
Onyenso - 1

## Times Led

Wheeler - 14  
Wallace - 7  
Toppin - 2  
Fredrick - 1

## Times Led

Wallace - 13  
Tshiebwe - 12  
Wheeler - 6  
Toppin - 3  
Fredrick - 3  
Thiero - 2  
Collins - 1  
Ware - 1

## Times Led

Tshiebwe - 6  
Onyenso - 4  
Toppin - 4  
Wallace - 4  
Collins - 2  
Livingston - 2  
Reeves - 1  
Thiero - 1  
Ware - 1

## Comparing the Calipari Era

A look at the statistics throughout the John Calipari era through 22 games ...

Year	FG%	Opp. FG%	3-Pt. FG%	FT%	RPG	Assists	TOs.	Blocks	Steals	Points	PPG	Record
2022-23	.459	.426	.366	.689	38.6	359	252	89	149	1,657	75.3	15-7
2021-22	.493	.409	.353	.731	41.1	373	261	103	154	1,802	81.9	18-4
2020-21	.415	.409	.326	.742	38.5	262	320	137	140	1,534	69.7	8-14
2019-20	.459	.386	.319	.783	37.9	313	281	110	113	1,655	75.2	17-5
2018-19	.477	.405	.355	.753	39.2	313	291	112	151	1,739	79.0	19-3
2017-18	.476	.406	.350	.692	39.1	305	307	118	131	1,707	77.6	17-5
2016-17	.491	.424	.358	.691	40.8	384	261	133	139	2,008	91.3	18-4
2015-16	.472	.404	.320	.673	39.2	302	272	126	139	1,719	78.1	16-6
2014-15	.461	.329	.358	.690	38.5	336	240	160	163	1,625	73.9	22-0
2013-14	.476	.398	.327	.678	41.7	268	270	152	102	1,759	80.0	17-5
2012-13	.490	.376	.366	.645	39.4	326	294	172	143	1,677	76.2	16-6
2011-12	.483	.364	.375	.705	40.1	292	277	204	149	1,721	78.2	21-1
2010-11	.459	.383	.404	.703	39.1	287	250	146	130	1,696	77.1	16-6
2009-10	.491	.384	.390	.685	41.9	355	336	157	162	1,812	82.4	21-1



# MISCELLANEOUS STATS

## Game Leaders

No.	Name	Points	Rebounds	Blocks	Assists	Steals	10+ Pts	20+ Pts	10+ Rebs	3+ Assts	3+ Blks	3+ Stls	3+ 3s	Double-Double
0	Jacob Toppin*	4 (4)	3 (5)	4 (13)	2 (5)	3 (6)	13 (29)	3 (3)	3 (3)	7 (12)	0 (2)	0 (1)	0 (1)	4 (4)
1	CJ Fredrick*	1 (5)	0 (0)	0 (3)	1 (6)	3 (10)	9 (28)	1 (6)	0 (0)	5 (26)	0 (0)	1 (1)	5 (17)	0 (0)
2	Sahvir Wheeler	0 (10)	0 (2)	0 (2)	14 (87)	6 (28)	9 (58)	0 (6)	0 (1)	17 (94)	0 (0)	0 (12)	1 (3)	1 (11)
3	Adou Thiero	0 (0)	0 (0)	1 (1)	0 (0)	2 (2)	0 (0)	0 (0)	0 (0)	0 (0)	0 (0)	0 (0)	0 (0)	0 (0)
4	Daimion Collins	0 (0)	0 (1)	2 (9)	0 (0)	1 (1)	0 (3)	0 (0)	0 (0)	2 (9)	1 (4)	0 (0)	0 (0)	0 (0)
12	Antonio Reeves*	9 (43)	0 (6)	1 (6)	0 (8)	0 (22)	17 (77)	5 (26)	0 (1)	3 (17)	0 (1)	0 (5)	10 (31)	0 (1)
13	Grant Darbyshire	0 (0)	0 (0)	0 (0)	0 (0)	0 (0)	0 (0)	0 (0)	0 (0)	0 (0)	0 (0)	0 (0)	0 (0)	0 (0)
14	Brennan Canada	0 (0)	0 (0)	0 (1)	0 (0)	0 (0)	0 (0)	0 (0)	0 (0)	0 (0)	0 (0)	0 (0)	0 (0)	0 (0)
21	Walker Horn	0 (0)	0 (0)	0 (0)	0 (0)	0 (0)	0 (0)	0 (0)	0 (0)	0 (0)	0 (0)	0 (0)	0 (0)	0 (0)
22	Cason Wallace	2 (2)	0 (0)	3 (3)	7 (7)	13 (13)	13 (13)	1 (1)	0 (0)	13 (13)	0 (0)	4 (4)	3 (3)	0 (0)
24	Chris Livingston	1 (1)	0 (0)	2 (2)	0 (0)	0 (0)	2 (2)	0 (0)	0 (0)	0 (0)	0 (0)	0 (0)	0 (0)	0 (0)
25	Kareem Watkins	0 (0)	0 (0)	0 (0)	0 (0)	0 (0)	0 (0)	0 (0)	0 (0)	0 (0)	0 (0)	0 (0)	0 (0)	0 (0)
33	Ugonna Onyenso	0 (0)	1 (1)	4 (4)	0 (0)	0 (0)	0 (0)	0 (1)	1 (1)	0 (0)	4 (4)	0 (0)	0 (0)	0 (0)
34	Oscar Tshiebwe*	8 (34)	19 (72)	6 (38)	0 (1)	12 (49)	15 (69)	6 (20)	16 (63)	2 (6)	3 (15)	4 (17)	0 (0)	13 (53)
55	Lance Ware	0 (0)	0 (2)	1 (7)	0 (0)	1 (3)	1 (1)	0 (0)	0 (2)	2 (3)	1 (2)	1 (1)	0 (0)	0 (0)

Career total in (parentheses); \*Includes pre-UK career

## Starting Lineups

Guard	Guard	G/F	Forward	Forward	Games	W-L
Wheeler	Wallace	Reeves	Toppin	Tshiebwe	5	4-1
Wallace	Fredrick	Livingston	Toppin	Tshiebwe	5	4-1
Wallace	Fredrick	Livingston	Toppin	Ware	3	2-1
Wheeler	Wallace	Livingston	Toppin	Tshiebwe	3	2-1
Wheeler	Wallace	Livingston	Ware	Tshiebwe	2	1-1
Wheeler	Wallace	Fredrick	Toppin	Ware	1	1-0
Wheeler	Wallace	Fredrick	Toppin	Tshiebwe	1	0-1
Wheeler	Wallace	Livingston	Collins	Tshiebwe	1	0-1
Wheeler	Fredrick	Livingston	Toppin	Tshiebwe	1	1-0

Starter	Games Started	Wins	Losses
Cason Wallace	21	14	7
Jacob Toppin	19	14	5
Oscar Tshiebwe	18	12	6
Chris Livingston	15	10	5
Sahvir Wheeler	14	9	5
CJ Fredrick	11	8	3
Lance Ware	6	4	2
Antonio Reeves	5	4	1
Daimion Collins	1	0	1

## Streaks

Overall	Won 1
Unranked AP teams anywhere	Won 4
Ranked AP teams anywhere	Lost 1
Home	Lost 1
Home AP ranked teams	Lost 1
Home AP unranked teams	Won 2
Home SEC	Won 2
Home nonconference	Lost 1
Home AP ranked SEC	Won 2
Home AP unranked SEC	Won 2
Home AP ranked nonconference	Lost 1
Home AP unranked nonconference	Won 17
Road	Won 3
Road AP ranked teams	Won 1
Road AP unranked teams	Won 2
Road SEC	Won 3
Road nonconference	Lost 1
Road AP ranked SEC	Won 1
Road AP unranked SEC	Won 2
Road AP ranked nonconference	Lost 1
Road AP unranked nonconference	Lost 2
Neutral	Lost 1
Neutral AP ranked teams	Lost 6
Neutral AP unranked teams	Won 1
Neutral SEC	Lost 1
Neutral nonconference	Lost 1
Neutral AP ranked SEC	Lost 3
Neutral AP unranked SEC	Won 1
Neutral AP ranked nonconference	Lost 5
Neutral AP unranked nonconference	Won 1

Active Consecutive Made Kentucky Starts	Games
Cason Wallace	21
Oscar Tshiebwe	18
Chris Livingston	12
Jacob Toppin	9
CJ Fredrick	6
Sahvir Wheeler	1

Active Consecutive Made Kentucky Free Throws	Games
Antonio Reeves	21
Chris Livingston	7
CJ Fredrick	6
Jacob Toppin	6
Cason Wallace	4
Ugonna Onyenso	3
Oscar Tshiebwe	3
Daimion Collins	1
Adou Thiero	1

Active Consecutive Games with a 3-Pointer at Kentucky	Games
Cason Wallace	4
Antonio Reeves	1

## Dunk Tracker

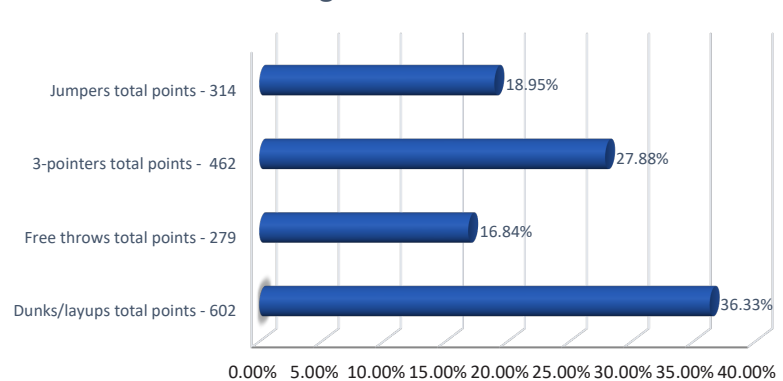
Player	Dunks in 2022-23	Dunks in Career
Oscar Tshiebwe	25	106
Jacob Toppin	21	75
Daimion Collins	6	28
Lance Ware	11	24
Antonio Reeves	2	17
Cason Wallace	8	8
Chris Livingston	4	4
Ugonna Onyenso	4	4
Adou Thiero	1	1

## Kentucky's Record When ...

KENTUCKY RECORD	ALL	SEC	KENTUCKY RECORD	ALL	SEC
Leading at halftime:	11-0	3-0	On CBS:	1-1	0-0
Tied at the half:	2-0	1-0	On ABC:	1-0	0-0
Trailing at halftime:	2-7	2-3	On ESPN/ESPN2/ESPNU:	5-5	5-2
Shoot 50% or better:	7-1	2-1	On SEC Network:	6-1	1-1
Shoot less than 50%:	8-6	4-2	On ESPN+/SEC Network+:	2-0	0-0
Shoot higher % than opp.:	12-1	3-1	vs. SEC at home:	3-1	3-1
Shoot lower % than opp.:	3-6	3-2	vs. SEC on road:	3-2	3-2
Opp. shoot worse than 40%:	7-0	1-0	Games vs. AP ranked opp.:	1-3	1-0
Opp. shoot 40% or higher:	8-7	5-3	Games following a loss:	6-1	2-1
Score less than 60 points:	0-2	0-1	Games following a win:	8-6	4-2
Score 60-69 points:	4-2	2-1	More points in the paint:	11-2	3-1
Score 70-79 points:	5-3	3-1	Fewer or same points in the paint:	4-5	3-2
Score 80-89 points:	3-0	1-0	More bench points than opp.:	9-6	3-2
Score 90-99 points:	2-0	0-0	Fewer or same bench pts.:	6-1	3-1
Score 100+ points:	1-0	0-0	More second-chance points:	13-5	5-3
Opp. score less than 60 pts.:	6-0	2-0	Fewer or same second-chance pts.:	2-2	1-0
Opp. score 60-69 pts.:	7-1	2-0	More points off TOs:	8-2	1-1
Opp. score 70-79 pts.:	2-3	2-2	Fewer or same points off TOs:	7-5	5-2
Opp. score 80-89 pts.:	0-3	0-1	On Monday:	1-0	0-0
Opp. score 90-99 pts.:	0-0	0-0	On Tuesday:	5-2	4-1
Opp. score 100+ points:	0-0	0-0	On Wednesday:	2-1	0-1
Outrebounded opponent:	15-2	6-2	On Thursday:	1-0	0-0
Outrebounded by opponent:	0-5	0-1	On Friday:	1-0	0-0
Equal number of rebounds:	0-0	0-0	On Saturday:	4-3	2-1
Fewer turnovers than opp.:	8-3	3-1	On Sunday:	1-1	0-0
Same turnovers as opp.:	0-0	0-0	In November:	5-2	0-0
More turnovers than opp.:	7-4	3-2	In December:	4-2	0-1
Make 8 or more 3-pointers:	7-1	1-1	In January:	6-3	6-2
Make 7 or fewer 3-pointers:	8-6	5-2	In February:	0-0	0-0
Games decided by 5 or fewer:	2-1	1-1	In March:	0-0	0-0
Overtime games:	0-1	0-0	In April:	0-0	0-0

## How the Cats are Scoring

### Percentage of Point Distribution



## Fast Facts

Shooting Percentage	.459
Avg. Assists Per Game	16.3
Points Off Turnovers	13.2
Second-Chance Points	13.5
Points in the Paint	32.1
Fast Break Points	10.6
Bench Points	22.2
Points Per Possession	1.152
Avg. Time of Possession	17.4

## First Points of the Game

Player	Dunk/Layup	Jumper	3PT	FT
CJ Fredrick			3	
Antonio Reeves	1	1		
Chris Livingston		1	2	
Jacob Toppin	2	3		1
Oscar Tshiebwe	1	2		
Cason Wallace	1	3	1	



# THE LAST TIME UK ...

## INDIVIDUALS

### SCORING

**Scored 25 points:** Antonio Reeves (27) at Ole Miss, 1/31/23  
**Scored 30 points:** Oscar Tshiebwe (37) vs. GEORGIA, 1/17/23  
**Scored 35 Points:** Oscar Tshiebwe (37) vs. GEORGIA, 1/17/23  
**Scored 40 points:** Malik Monk (47) vs. North Carolina, 12/17/16  
**Scored 45 points:** Malik Monk (47) vs. North Carolina, 12/17/16  
**Scored 50 points:** Jodie Meeks (54) at Tennessee, 1/13/09  
**Scored 55 points:** Never  
**Two players had 20 points:** Jacob Toppin (24) and Oscar Tshiebwe (24) vs. LOUISVILLE, 12/31/22  
**Three players had 20 points:** DeMarcus Cousins (27), John Wall (21), Patrick Patterson (20) vs. SAM HOUSTON STATE, 11/19/09  
**Two players had 30 points:** Patrick Patterson (33) and Jodie Meeks (32) vs. TENNESSEE STATE, 12/22/08  
**Scored 20 points in two straight games:** Jacob Toppin (2), 12/31/22 - 1/3/23  
**Scored 20 points in three straight games:** Oscar Tshiebwe (3), 11/29/21 - 12/11/21  
**Scored 20 points in four straight games:** PJ Washington (4), 2/5/19 - 2/16/19  
**Scored 20 points in five straight games:** Jamal Murray (12), 2/2/16 - 3/12/16  
**Scored 20 points in six straight games:** Jamal Murray (12), 2/2/16 - 3/12/16  
**Scored 20 points in seven straight games:** Jamal Murray (12), 2/2/16 - 3/12/16  
**Scored 20 points in eight straight games:** Jamal Murray (12), 2/2/16 - 3/12/16  
**Scored 20 points in nine straight games:** Jamal Murray (12), 2/2/16 - 3/12/16  
**Scored 20 points in 10 straight games:** Jamal Murray (12), 2/2/16 - 3/12/16  
**Scored 20 points in 11 straight games:** Jamal Murray (12), 2/2/16 - 3/12/16  
**Scored 20 points in 12 straight games:** Jamal Murray (12), 2/2/16 - 3/12/16  
**Scored 20 points in 15 straight games:** Dan Issel (18), 12/1/69 - 2/7/70  
**Scored 25 points in two straight games:** Oscar Tshiebwe (2), 1/8/22 - 1/11/22  
**Scored 25 points in three straight games:** Tayshaun Prince (3), 3/11/01-3/17/01  
**Scored 30 points in two straight games:** Jodie Meeks vs. Appalachian State (46), 12/20/08; vs. TENNESSEE STATE (32), 12/22/08  
**Scored 30 points in three straight games:** Dan Issel (6) 2/14/70 - 3/2/70  
**Scored in double figures in 10 straight games:** Oscar Tshiebwe (17), 1/19/22-11/15/22  
**Scored in double figures in 15 straight games:** Oscar Tshiebwe (17), 1/19/22-11/15/22  
**Scored in double figures in 20 straight games:** Immanuel Quickley (20), 12/28/19-3/7/20  
**Scored in double figures in 25 straight games:** Malik Monk (30), 11/11/16-2/28/17  
**Scored in double figures in 30 straight games:** Malik Monk (30), 11/11/16-2/28/17  
**Scored in double figures in 33 straight games:** Jamal Murray (34), 11/17/15 - 3/19/16  
**Scored in double figures in 34 straight games:** Jamal Murray (34), 11/17/15 - 3/19/16  
**Scored in double figures in 35 straight games:** Kenny Walker (36), 11/14/85 - 3/22/86  
**Five players scored in double figures:** Antonio Reeves (16), Oscar Tshiebwe (15), Jacob Toppin (12), CJ Fredrick (10), Cason Wallace (10) at Vanderbilt, 1/24/23  
**Six players scored in double figures:** Kellan Grady (19), Daimon Collins (14), Oscar Tshiebwe (14), Keion Brooks Jr. (13), Davion Mintz (13), TyTy Washington Jr. (10) vs. ROBERT MORRIS, 11/12/21  
**Seven players scored in double figures:** Randolph Morris (17), Kelenna Azubuike (15), Patrick Sparks (14), Chuck Hayes (12), Rajon Rondo (11), Ravi Moss (10) and Ramel Bradley (10) vs. MISSISSIPPI STATE 2/19/05  
**Four players with 15 or more points:** Antonio Reeves (22), CJ Fredrick (20), Jacob Toppin (15) and Cason Wallace (15) vs. HOWARD, 11/7/22

### DOUBLE-DOUBLES

**Double-double:** Oscar Tshiebwe (14 points, 11 rebounds) at Ole Miss, 1/31/23  
**Triple-double:** Isaiah Briscoe (19 points, 11 rebounds, 10 assists) at Ole Miss, 12/29/16  
**20-10 (rebs) game:** Oscar Tshiebwe (37 points, 24 rebounds) vs. GEORGIA, 1/17/23  
**20-10 (assts) game:** De'Aaron Fox (24 points, 10 assists) vs. North Carolina, 12/17/16

**20-15 game:** Oscar Tshiebwe (37 points, 24 rebounds) vs. GEORGIA, 1/17/23  
**20-20 game:** Oscar Tshiebwe (37 points, 24 rebounds) vs. GEORGIA, 1/17/23  
**30-10 game:** Oscar Tshiebwe (37 points, 24 rebounds) vs. GEORGIA, 1/17/23  
**30-15 game:** Oscar Tshiebwe (37 points, 24 rebounds) vs. GEORGIA, 1/17/23  
**30-20 game:** Oscar Tshiebwe (37 points, 24 rebounds) vs. GEORGIA, 1/17/23  
**35-25 game:** Oscar Tshiebwe (37 points, 24 rebounds) vs. GEORGIA, 1/17/23  
**40-30 game:** Bill Spivey (40 points, 34 rebounds) vs. XAVIER, 2/13/51  
**Back-to-back 20-10 games:** Oscar Tshiebwe (23 p, 19 r) at Missouri, 12/28/22; (24 p, 14 r) vs. LOUISVILLE, 12/31/22  
**Three straight 20-10 games:** Julius Randle (23 p, 16 r) vs. UNC ASHEVILLE, 11/8/13; (22 p, 14 r) vs. NORTHERN KENTUCKY, 11/10/13; (27 p, 13 r) vs. Michigan State, 11/12/13  
**Double-double in points and rebs.:** Oscar Tshiebwe (14 points, 11 rebounds) at Ole Miss, 1/31/23  
**Double-double in points and assists:** Sahvir Wheeler (11 points, 11 assists) vs. DUQUESNE, 11/11/22  
**Double-double in points and blocks:** Never  
**Double-double in points and steals:** Never  
**Double-double in two consecutive games:** Oscar Tshiebwe (3) 1/10/23-1/17/23  
**Double-double in three consecutive games:** Oscar Tshiebwe (3) 1/10/23-1/17/23  
**Double-double in four consecutive games:** Oscar Tshiebwe (17) 1/19/22-11/15/22  
**Double-double in five consecutive games:** Oscar Tshiebwe (17) 1/19/22-11/15/22  
**Double-double in 10 consecutive games:** Oscar Tshiebwe (17) 1/19/22-11/15/22  
**Double-double in 15 consecutive games:** Oscar Tshiebwe (17) 1/19/22-11/15/22  
**Two players record double-doubles:** Jacob Toppin (11 points, 11 rebounds), Oscar Tshiebwe (37 points, 24 rebounds) vs. GEORGIA, 1/17/23  
**Three players record double-doubles:** PJ Washington (20 points, 13 rebounds), Reid Travis (18 points, 12 rebounds), Keldon Johnson (15 points, 10 rebounds) vs. KANSAS, 1/26/19  
**Four players record double-doubles:** Jack Givens (30 pts, 13 rebs), Kyle Macy (16 pts, 10 assts), Mike Phillips (22 pts, 18 rebs), Rick Robey (23 pts, 13 rebs) vs. SMU 11/26/77  
**Five players record double-doubles:** Never

### FIELD GOALS

**Made 12 FG in a game:** Oscar Tshiebwe (12) vs. GEORGIA, 1/17/23  
**Made 15 FG in a game:** Malik Monk (18) vs. North Carolina, 12/17/16  
**Made 16 FG in a game:** Malik Monk (18) vs. North Carolina, 12/17/16  
**Made 17 FG in a game:** Malik Monk (18) vs. North Carolina, 12/17/16  
**Made 18 FG in a game:** Malik Monk (18) vs. North Carolina, 12/17/16  
**Made 19 FG in a game:** Dan Issel (19) at Alabama, 2/23/70  
**Made 20 FG in a game:** Dan Issel (23) at Ole Miss, 2/7/70  
**Made 21 FG in a game:** Dan Issel (23) at Ole Miss, 2/7/70  
**Made 22 FG in a game:** Dan Issel (23) at Ole Miss, 2/7/70  
**Made 23 FG in a game:** Dan Issel (23) at Ole Miss, 2/7/70  
**Made 24 FG in a game:** Never  
**Attempted 17 FG in a game:** Antonio Reeves (17) vs. TEXAS A&M, 1/21/23  
**Attempted 18 FG in a game:** Oscar Tshiebwe (20) vs. GEORGIA, 1/17/23  
**Attempted 19 FG in a game:** Oscar Tshiebwe (20) vs. GEORGIA, 1/17/23  
**Attempted 20 FG in a game:** Oscar Tshiebwe (20) vs. GEORGIA, 1/17/23  
**Attempted 25 FG in a game:** Malik Monk (28) vs. North Carolina, 12/17/16

### 3-POINTERS

**Made 5 3-pointers in a game:** Antonio Reeves (6) at Ole Miss, 1/31/23  
**Made 6 3-pointers in a game:** Antonio Reeves (6) at Ole Miss, 1/31/23  
**Made 7 3-pointers in a game:** Kellan Grady (7) vs. ALABAMA, 2/19/22  
**Made 8 3-pointers in a game:** Immanuel Quickley (8) at Texas A&M, 2/25/20  
**Made 9 3-pointers in a game:** Jodie Meeks (10) at Tennessee, 1/13/09  
**Made 10 3-pointers in a game:** Jodie Meeks (10) at Tennessee, 1/13/09  
**Made 11 3-pointers in a game:** Never  
**Two players made at least 5 3-pointers in a game:** Davion Mintz (6), Brandon Boston Jr. (6) vs. SOUTH CAROLINA, 3/6/21

**Two players made at least 6 3-pointers in a game:** Davion Mintz (6), Brandon Boston Jr. (6) vs. SOUTH CAROLINA, 3/6/21  
**Two players made at least 7 3-pointers in a game:** Never  
**Attempted 10 3-pointers in a game:** Antonio Reeves (11) and CJ Fredrick (10) vs. TEXAS A&M, 1/21/23  
**Attempted 15 3-pointers in a game:** Jodie Meeks (15) at Tennessee, 1/13/09  
**Attempted 16 3-pointers in a game:** Derrick Miller (16) vs. LSU 2/15/90  
**Attempted 17 3-pointers in a game:** Derrick Miller (19) at Kansas 12/9/89  
**Attempted 18 3-pointers in a game:** Derrick Miller (19) at Kansas 12/9/89  
**Attempted 19 3-pointers in a game:** Derrick Miller (19) at Kansas 12/9/89  
**Attempted 20 3-pointers in a game:** Never  
**Made a 3-pointer in 10 straight games:** Antonio Reeves (11), 11/7/22-12/21/22  
**Made a 3-pointer in 15 straight games:** Kellan Grady (21), 11/29/21-2/19/22  
**Made a 3-pointer in 20 straight games:** Kellan Grady (21), 11/29/21-2/19/22  
**Made a 3-pointer in 30 straight games:** Jamal Murray (36), 11/13/15-3/19/16  
**Made two 3-pointers in 10 straight games:** Kevin Knox (11), 2/10/16-3/11/18  
**Made three 3-pointers in 10 straight games:** Gerald Fitch (20), 1/14/03-3/23/03  
**Made three 3-pointers in 15 straight games:** Gerald Fitch (20), 1/14/03-3/23/03  
**Made three 3-pointers in 20 straight games:** Gerald Fitch (20), 1/14/03-3/23/03  
**Made three 3-pointers in 25 straight games:** Keith Bogans (29), 3/14/02-2/26/03

### FREE THROWS

**Made 8 FT in a game:** Oscar Tshiebwe (13) vs. GEORGIA, 1/17/23  
**Made 9 FT in a game:** Oscar Tshiebwe (13) vs. GEORGIA, 1/17/23  
**Made 10 FT in a game:** Oscar Tshiebwe (13) vs. GEORGIA, 1/17/23  
**Made 11 FT in a game:** Oscar Tshiebwe (13) vs. GEORGIA, 1/17/23  
**Made 12 FT in a game:** Oscar Tshiebwe (13) vs. GEORGIA, 1/17/23  
**Made 13 FT in a game:** Oscar Tshiebwe (13) vs. GEORGIA, 1/17/23  
**Made 14 FT in a game:** Olivier Sarr (14) vs. VANDERBILT, 1/5/21  
**Made 15 FT in a game:** Rodrick Rhodes (16) vs. Ole Miss, 1/18/95  
**Made 16 FT in a game:** Rodrick Rhodes (16) vs. Ole Miss, 1/18/95  
**Made 17 FT in a game:** Dwight Anderson (18) vs. MISSISSIPPI STATE, 2/12/79  
**Made 18 FT in a game:** Dwight Anderson (18) vs. MISSISSIPPI STATE, 2/12/79  
**Made 18 FT in a game:** Never  
**Attempted 10 FT in a game:** Oscar Tshiebwe (18) vs. GEORGIA, 1/17/23  
**Attempted 15 FT in a game:** Oscar Tshiebwe (18) vs. GEORGIA, 1/17/23  
**Attempted 20 FT in a game:** PJ Washington (20) vs. Kansas State, 3/22/18  
**Attempted 25 FT in a game:** Never  
**Made 20 Straight FT:** Antonio Reeves (21), 1/14/23-1/31/23  
**Made 30 Straight FT:** Tyler Herro (38), 2/16/19-3/29/19

### REBOUNDS

**15 Rebs:** Oscar Tshiebwe (17) vs. TEXAS A&M, 1/21/23  
**20 Rebs:** Oscar Tshiebwe (24) vs. GEORGIA, 1/17/23  
**25 Rebs:** Oscar Tshiebwe (28) vs. WESTERN KENTUCKY, 12/22/21  
**26 Rebs:** Oscar Tshiebwe (28) vs. WESTERN KENTUCKY, 12/22/21  
**27 Rebs:** Oscar Tshiebwe (28) vs. WESTERN KENTUCKY, 12/22/21  
**28 Rebs:** Oscar Tshiebwe (28) vs. WESTERN KENTUCKY, 12/22/21  
**30 Rebs:** Cotton Nash (30) vs. OLE MISS, 2/8/64  
**34 Rebs:** Bob Burrow (34) vs. TEMPLE, 12/10/55  
**35 Rebs:** Never  
**20+ Rebs in two consecutive games:** Oscar Tshiebwe (2), 12/22/21-12/29/21  
**10+ Rebs in three consecutive games:** Oscar Tshiebwe (5), 1/10/23-1/24/23  
**10+ Rebs in four consecutive games:** Oscar Tshiebwe (5), 1/10/23-1/24/23  
**10+ Rebs in five consecutive games:** Oscar Tshiebwe (5), 1/10/23-1/24/23



# THE LAST TIME UK ...

**10+ rebs in 10 consecutive games:** Oscar Tshiebwe (6), 11/20/22-12/17/22  
**10+ rebs in 15 consecutive games:** Oscar Tshiebwe (22), 1/4/22-11/15/22  
**10+ rebs in 20 consecutive games:** Oscar Tshiebwe (22), 1/4/22-11/15/22  
**10+ rebs in 25 consecutive games:** Never  
**Two players had 10 rebounds:** Oscar Tshiebwe (13), Jacob Toppin (10) at Vanderbilt, 1/24/23  
**Three players had 10 rebounds:** Oscar Tshiebwe (15), Jacob Toppin (10), Ugonna Onyenso (10) vs. NORTH FLORIDA, 11/23/22

## ASSISTS

**6 assists:** Sahvir Wheeler (9) at Ole Miss, 1/31/23  
**7 assists:** Sahvir Wheeler (9) at Ole Miss, 1/31/23  
**8 assists:** Sahvir Wheeler (9) at Ole Miss, 1/31/23  
**9 assists:** Sahvir Wheeler (9) at Ole Miss, 1/31/23  
**10 assists:** Sahvir Wheeler (10) vs. S. CAROLINA ST., 11/17/22  
**11 assists:** Sahvir Wheeler (11) vs. DUQUESNE, 11/11/22  
**12 assists:** TyTy Washington Jr. (17) vs. GEORGIA, 1/8/22  
**13 assists:** TyTy Washington Jr. (17) vs. GEORGIA, 1/8/22  
**14 assists:** TyTy Washington Jr. (17) vs. GEORGIA, 1/8/22  
**15 assists:** TyTy Washington Jr. (17) vs. GEORGIA, 1/8/22  
**16 assists:** TyTy Washington Jr. (17) vs. GEORGIA, 1/8/22  
**17 assists:** TyTy Washington Jr. (17) vs. GEORGIA, 1/8/22  
**18 assists:** Never  
**5+ assists in four consecutive games:** Sahvir Wheeler (5), 12/17/22-1/3/23  
**8+ assists in two consecutive games:** Sahvir Wheeler (3), 12/28/22-1/3/23

## BLOCKS

**4 blocks:** Oscar Tshiebwe (4) vs. Michigan State, 11/15/22  
**5 blocks:** Oscar Tshiebwe (5) vs. Vanderbilt, 3/11/22  
**6 blocks:** Isaiah Jackson (7) vs. ALABAMA, 1/12/21  
**7 blocks:** Isaiah Jackson (7) vs. ALABAMA, 1/12/21  
**8 blocks:** Isaiah Jackson (8) vs. Kansas, 12/1/20  
**9 blocks:** Willie Cauley-Stein (9) vs. BOISE STATE, 12/10/13  
**10 blocks:** Nerlens Noel (12) at Ole Miss, 1/29/13  
**11 blocks:** Nerlens Noel (12) at Ole Miss, 1/29/13  
**12 blocks:** Nerlens Noel (12) at Ole Miss, 1/29/13  
**13 blocks:** Never

## STEALS

**4 steals:** Cason Wallace (5) vs. KANSAS, 1/28/23  
**5 steals:** Cason Wallace (5) vs. KANSAS, 1/28/23  
**6 steals:** Cason Wallace (8) vs. Michigan State, 11/15/22  
**7 steals:** Cason Wallace (8) vs. Michigan State, 11/15/22  
**8 steals:** Cason Wallace (8) vs. Michigan State, 11/15/22  
**9 steals:** Never  
**3+ steals in five consecutive games:** Ashton Hagans (7), 12/22/18 - 1/19/19  
**3+ steals in 10 consecutive games:** Never

## MINUTES

**Played every minute:** Oscar Tshiebwe (40); Sahvir Wheeler (40) vs. SOUTH CAROLINA, 1/10/23  
**Played 40+ minutes:** Cason Wallace (44) and Sahvir Wheeler (40) vs. Michigan State (11/15/22)  
**Played more than 50 minutes:** Patrick Patterson (50) vs. VANDERBILT, 1/12/08

## FOULS

**Fouled out:** Chris Livingston at Ole Miss, 1/31/23  
**Two players fouled out:** Isaiah Jackson and Davion Mintz at Vanderbilt, 2/17/21  
**Three players fouled out:** Terrence Clarke, Isaiah Jackson, Olivier Sarr, Lance Ware vs. North Carolina, 12/19/20  
**Four players fouled out:** Terrence Clarke, Isaiah Jackson, Olivier Sarr, Lance Ware vs. North Carolina, 12/19/20  
**Technical foul:** John Calipari vs. GEORGIA, 1/17/23

## TEAM

### WINS/LOSSES

**Won 10 straight games:** 10, 1/8/19-2/9/19  
**Won 20 straight games:** 38, 11/14/14-3/28/15  
**Won 30 straight games:** 38, 11/14/14-3/28/15  
**Won 40 straight games:** Never  
**Lost consecutive games:** 2, 1/7/23-1/10/23  
**Lost three straight games:** 4, 1/26/21-2/9/21  
**Lost four straight games:** 4, 1/26/21-2/9/21  
**Lost five straight games:** 6, 11/29/20-12/26/20  
**Lost six straight games:** 6, 11/29/20-12/26/20  
**Lost 10 straight games:** Never

### STARTS

**Started four freshmen:** Devin Askew, Brandon Boston Jr., Terrence Clarke, Isaiah Jackson vs. Georgia Tech, 12/6/20

**Started five freshmen:** Hamidou Diallo, Shai Gilgeous-Alexander, Kevin Knox, Nick Richards, PJ Washington vs. Kansas State, 3/22/18

## SCORING

**Scored 90 or more points:** 96 vs. NORTH FLORIDA, 11/23/22 (W, 96-56)  
**Scored 90 or more points (SEC game):** 90 vs. ALABAMA, 2/19/22 (W, 90-81)  
**Scored 100 or more points:** 106 vs. SOUTH CAROLINA STATE, 11/15/22 (W, 106-63)  
**Scored 100 or more points (SEC game):** 107 vs. TENNESSEE, 1/15/22 (W, 107-79)  
**Scored 110 or more points:** 115 vs. Arizona State, 11/28/16 (W, 115-69)  
**Scored 110 or more points (SEC game):** 110 vs. AUBURN, 2/21/15 (W, 110-75)  
**Scored 120 or more points:** 120 at Vanderbilt, 2/7/96 (W, 120-81)  
**Scored 120 or more points (SEC game):** 120 at Vanderbilt, 2/7/96 (W, 120-81)  
**Scored 130 or more points:** 143 vs. Georgia, 2/27/56 (W, 143-66)  
**Scored 140 or more points:** 143 vs. Georgia, 2/27/56 (W, 143-66)  
**Scored 150 or more points:** Never  
**Scored less than 50 points:** 48 vs. Vanderbilt, 3/15/13 (L, 64-48)  
**Scored 100 points in two consecutive games:** vs. CLEVELAND STATE (11/23/16), vs. UT MARTIN (11/25/16), vs. Arizona State (11/28/16)  
**Scored 100 points in three consecutive games:** vs. CLEVELAND STATE (11/23/16), vs. UT MARTIN (11/25/16), vs. Arizona State (11/28/16)  
**Scored 100 points in consecutive SEC games:** 2/27/56 - 3/3/56

## SHOOTING PERCENTAGES

**Shot 70% from the field:** .722 (39-54) vs. MISSISSIPPI STATE, 2/15/86  
**Shot 65% from the field:** .679 (38-56) vs. TENNESSEE, 1/15/22  
**Shot 30% or less from the field:** .288 (21-73) at Alabama (1/7/23)  
**Allowed 50% shooting:** .520 (26-50) vs. FLORIDA A&M, 12/21/22  
**Allowed 60% shooting:** .640 (32-50) at Florida, 3/4/07  
**Allowed 30% or less shooting:** .281 (18-64) at Alabama, 2/5/22  
**Allowed 20% or less shooting:** .197 (12-61) vs. MONTANA STATE, 11/23/14

## FREE THROWS

**Shot 90% or better from FT line:** .952 (20-21) vs. TENNESSEE, 1/15/22  
**Shot 100% from FT Line:** 10-10 vs. FLORIDA, 2/22/20  
**Shot 50% or less from FT line:** .500 (7-14) vs. SOUTH CAROLINA, 1/10/23  
**Attempted 40 FT:** 41 (27-41) vs. TENNESSEE STATE, 11/23/18  
**Attempted five or less FT:** 2 (1-2) at Vanderbilt, 1/24/23  
**Made 30 FT:** 31 (31-36) vs. MISSISSIPPI STATE, 2/4/20

## 3-POINTERS

**Hit 0 3-pointers:** 0 (0-10) vs. RICHMOND, 11/29/20  
**Hit 10 3-pointers:** 11 (11-32) vs. TEXAS A&M, 1/21/23  
**Hit 11 3-pointers:** 11 (11-32) vs. TEXAS A&M, 1/21/23  
**Hit 12 3-pointers:** 13 (13-23) vs. FLORIDA A&M, 12/21/22  
**Hit 13 3-pointers:** 13 (13-23) vs. FLORIDA A&M, 12/21/22  
**Hit 14 3-pointers:** 14 (14-26) vs. ARKANSAS, 2/9/21  
**Hit 15 3-pointers:** 15 (15-27) vs. GEORGIA, 3/1/12  
**Hit 16 3-pointers:** 16 (16-33) vs. UNC ASHEVILLE, 12/23/96  
**Hit 17 3-pointers:** 20 (20-35) vs. LSU, 3/4/95  
**Hit 18 3-pointers:** 20 (20-35) vs. LSU, 3/4/95  
**Hit 19 3-pointers:** 20 (20-35) vs. LSU, 3/4/95  
**Hit 20 3-pointers:** 20 (20-35) vs. LSU, 3/4/95  
**Hit 21 3-pointers:** 21 (21-48) vs. North Carolina, 12/27/89  
**Hit 22 3-pointers:** Never

## SCORING MARGINS

**Won game by 50 points or more:** 58 vs. MONTANA STATE (W, 86-28), 11/23/14  
**Won game by 60 points or more:** 62 vs. VANDERBILT (W, 106-44), 3/5/03  
**Won game by 70 points or more:** 74 vs. UT MARTIN (W, 124-50), 11/26/94  
**Lost game by 20 points or more:** 26 at ALABAMA (L, 78-52), 1/7/23  
**Lost game by 30 points or more:** 34 vs. Duke (L, 118-84), 11/6/18  
**Lost game by 40 points or more:** 41 at Vanderbilt (L, 93-52), 2/12/08  
**Lost game by 50 points or more:** 55 at Kansas (L, 150-95), 12/9/89

**Lost game by 60 points or more:** 70 at Central (L, 87-17), 1/28/1910  
**Lost game by 70 points or more:** 70 at Central (L, 87-17), 1/28/1910  
**Game decided by one point:** vs. Mississippi State, 3/11/21 (L, 74-73)  
**Game decided by two or fewer points:** at Arkansas, 2/26/22 (L, 75-73)  
**Game decided by three or fewer points:** vs. SOUTH CAROLINA, 1/10/23 (L, 71-68)  
**Two consecutive games decided by one point:** vs. NORTH CAROLINA (W, 73-72), 12/3/11; at Indiana (L, 73-72), 12/10/11  
**Three consecutive games decided by one point:** Never  
**Two consecutive games decided by two or fewer points:** Arkansas (L, 81-80), 2/9/21; Auburn (W, 82-80), 2/13/21  
**Three consecutive games decided by three or fewer points:** at Auburn (L, 99-97 OT), 2/11/74, vs. TENNESSEE (W, 61-58), 2/16/74 and at Ole Miss (L, 61-60), 2/18/74

## COMEBACKS

**Came back from 10-point deficit for win:** 85-71 vs. GEORGIA (1/17/23); Trailed by 11 at 36-25 (3:39 in 1st)  
**Came back from 11-point deficit for win:** 85-71 vs. GEORGIA (1/17/23); Trailed by 11 at 36-25 (3:39 in 1st)  
**Came back from 12-point deficit for win:** 90-81 vs. ALABAMA (2/19/22); Trailed by 13 at 41-28 (5:35 in 1st)  
**Came back from 13-point deficit for win:** 90-81 vs. ALABAMA (2/19/22); Trailed by 13 at 41-28 (5:35 in 1st)  
**Came back from 14-point deficit for win:** 71-70 at Florida (3/7/20); Trailed by 18 at 59-41 (11:48 in 2nd)  
**Came back from 15-point deficit for win:** 71-70 at Florida (3/7/20); Trailed by 18 at 59-41 (11:48 in 2nd)  
**Came back from 16-point deficit for win:** 71-70 at Florida (3/7/20); Trailed by 18 at 59-41 (11:48 in 2nd)  
**Came back from 17-point deficit for win:** 71-70 at Florida (3/7/20); Trailed by 18 at 59-41 (11:48 in 2nd)  
**Came back from 18-point deficit for win:** 71-70 at Florida (3/7/20); Trailed by 18 at 59-41 (11:48 in 2nd)  
**Came back from 19-point deficit for win:** 73-67 vs. Vanderbilt (2/28/17); Trailed by 19 at 25-6 (8:03 in 1st)  
**Came back from 20-point deficit for win:** 82-79 at Vanderbilt (2/22/97); Trailed by 22 at 40-18 (3:51 in 1st)  
**Came back from 30-point deficit for win:** 99-95 at LSU (2/15/94); Trailed by 31 at 68-37 (15:34 in 2nd)  
**Came back from 31-point deficit for win:** 99-95 at LSU (2/15/94); Trailed by 31 at 68-37 (15:34 in 2nd)

## REBOUNDS

**Pulled down 50 rebounds:** 50 (18-32) vs. NORTH FLORIDA, 11/23/22  
**Pulled down 55 rebounds:** 59 (20-39) vs. Arizona State, 11/28/16  
**Pulled down 60 rebounds:** 62 (19-43) vs. Morehead State, 12/16/95

## OVERTIME GAMES

**Played an overtime game:** vs. Michigan State, 11/15/22 (L, 86-77 OT)  
**Won an overtime game:** MISSISSIPPI STATE, 1/25/22 (W, 82-74 OT)  
**Lost an overtime game:** vs. Michigan State, 11/15/22 (L, 86-77 OT)  
**Played an SEC overtime game:** MISSISSIPPI STATE, 1/25/22 (W, 82-74 OT)  
**Won an SEC overtime game:** MISSISSIPPI STATE, 1/25/22 (W, 82-74 OT)  
**Lost an SEC overtime game:** at Texas A&M, 2/20/16 (L, 79-77 OT)  
**Played an overtime game in SEC Tournament:** vs. Texas A&M, 3/13/16 (W, 82-77 OT)  
**Won an overtime game in SEC Tournament:** vs. Texas A&M, 3/13/16 (W, 82-77 OT)  
**Played an overtime game in NCAA Tournament:** vs. Saint Peter's, 3/17/22 (L, 85-79 OT)  
**Won an overtime game in NCAA Tournament:** vs. St. Bonaventure, 3/16/00 (W, 85-80 OT)  
**Lost an overtime game in NCAA Tournament:** vs. Saint Peter's, 3/17/22 (L, 85-79 OT)  
**Played two overtimes:** vs. Michigan State, 11/15/22 (L, 86-77 OT)  
**Played three overtimes:** vs. TEMPLE 12/7/57 (W, 85-83)  
**Played four or more overtimes:** Never  
**Played two consecutive overtime games:** 1/6/15 vs. OLE MISS (W, 89-86) and 1/10/15 at Texas A&M (70-64)  
**Played three consecutive overtime games:** Never



# THE LAST TIME A UK OPPONENT ...

## INDIVIDUALS

### SCORING

**Scored 25 points:** Meechie Johnson (26), SOUTH CAROLINA, 1/10/23  
**Scored 30 points:** Kobe Brown (30), at Missouri, 12/28/22  
**Scored 35 Points:** Bubba Parham (35), VMI, 11/21/18  
**Scored 40 points:** Elston Turner (40), TEXAS A&M, 1/12/13  
**Scored 45 points:** David Robinson (45), Navy, 1/25/87  
**Scored 50 points:** Austin Carr (50), Notre Dame, 12/29/79  
**Scored 60 points:** Pete Maravich (64), LSU, 2/21/70  
**Scored 65 points:** Never  
**Two players had 20 points:** Rasir Bolton (24), Drew Timme (22) and Julian Strawther (20), at Gonzaga, 11/20/22  
**Three players had 20 points:** Rasir Bolton (24), Drew Timme (22) and Julian Strawther (20), at Gonzaga, 11/20/22  
**Two players had 30 points:** Ronnie Henderson (36) and Claren Ceasar (32), LSU, 2/15/94  
**Five players scored in double figures:** LSU, 2/18/20

### FIELD GOALS

**Made 15 FG in a game:** David Robinson (17), NAVY, 1/25/87  
**Made 16 FG in a game:** David Robinson (17), NAVY, 1/25/87  
**Made 17 FG in a game:** David Robinson (17), NAVY, 1/25/87  
**Made 18 FG in a game:** Steve Downing (19), Indiana, 12/11/71  
**Made 19 FG in a game:** Steve Downing (19), Indiana, 12/11/71  
**Made 20 FG in a game:** Johnny Neumann (20), Ole Miss, 1/2/71  
**Made 21 FG in a game:** Austin Carr (21), Notre Dame, 12/29/70  
**Made 22 FG in a game:** Austin Carr (22), Notre Dame, 3/12/70  
**Made 23 FG in a game:** Pete Maravich (23), LSU, 2/21/70  
**Made 24 FG in a game:** Never  
**Attempted 17 FG in a game:** Jalen Wilson (18), vs. KANSAS, 1/28/23  
**Attempted 18 FG in a game:** Jalen Wilson (18), vs. KANSAS, 1/28/23  
**Attempted 19 FG in a game:** Jaime Jaquez Jr. (19), UCLA, 12/17/22  
**Attempted 20 FG in a game:** Hunter Dickerson (22), vs. Michigan, 12/4/22  
**Attempted 25 FG in a game:** JD Notae (26), Arkansas, 2/26/22  
**Attempted 30 FG in a game:** Freeman Williams (40), Portland State, 12/16/17  
**Attempted 35 FG in a game:** Freeman Williams (40), PORTLAND STATE, 12/16/77  
**Attempted 40 FG in a game:** Freeman Williams (40), PORTLAND STATE, 12/16/77  
**Attempted 45 FG in a game:** Johnny Neumann (50), Ole Miss, 1/2/71  
**Attempted 50 FG in a game:** Johnny Neumann (50), Ole Miss, 1/2/71  
**Attempted 53 FG in a game:** Pete Maravich (53), LSU, 2/22/69  
**Attempted 54 FG in a game:** Never

### 3-POINTERS

**Made 5 3-pointers in a game:** Meechie Johnson (6), SOUTH CAROLINA, 1/10/23  
**Made 6 3-pointers in a game:** Meechie Johnson (6), SOUTH CAROLINA, 1/10/23  
**Made 7 3-pointers in a game:** Keon Ellis (7), ALABAMA, 2/19/22  
**Made 8 3-pointers in a game:** Bubba Parham (10), VMI, 11/18/18  
**Made 9 3-pointers in a game:** Bubba Parham (10), VMI, 11/18/18  
**Made 10 3-pointers in a game:** Bubba Parham (10), VMI, 11/18/18  
**Made 11 3-pointers in a game:** Corey Allmond (11), Sam Houston State, 11/19/2009  
**Made 12 3-pointers in a game:** Never  
**Attempted 10 3-pointers in a game:** Meechie Johnson (10), SOUTH CAROLINA, 1/10/23  
**Attempted 15 3-pointers in a game:** Bubba Parham (16), VMI, 11/18/18  
**Attempted 16 3-pointers in a game:** Bubba Parham (16), VMI, 11/18/18  
**Attempted 17 3-pointers in a game:** Chris Jackson (17), LSU, 2/15/90  
**Attempted 18 3-pointers in a game:** Jeff Boschee (18), Kansas, 3/14/99  
**Attempted 19 3-pointers in a game:** Never

### FREE THROWS

**Made 10 FT in a game:** Xavier Pinson (12), LSU, 2/23/22  
**Made 11 FT in a game:** Xavier Pinson (12), LSU, 2/23/22  
**Made 12 FT in a game:** Xavier Pinson (12), LSU, 2/23/22  
**Made 13 FT in a game:** Samir Doughty (14), Auburn, 2/1/20

**Made 14 FT in a game:** Samir Doughty (14), Auburn, 2/1/20  
**Made 15 FT in a game:** Brenton Williams (15), South Carolina, 3/1/14  
**Made 16 FT in a game:** Dan Cross (16), FLORIDA, 2/18/95  
**Made 17 FT in a game:** John Mengelt (17), AUBURN, 3/2/70  
**Made 18 FT in a game:** Pete Maravich (18), LSU, 2/21/70  
**Made 19 FT in a game:** Never  
**Attempted 15 FT in a game:** Samir Doughty (15), Auburn, 2/1/20  
**Attempted 20 FT in a game:** Harding McCaleb (25), Louisville, 2/22/1916  
**Attempted 25 FT in a game:** Harding McCaleb (25), Louisville, 2/22/1916  
**Attempted 26 FT in a game:** Never

### REBOUNDS

**15 Rebs:** Dedric Lawson (15), KANSAS, 1/26/19  
**16 Rebs:** Kennedy Meeks (17), North Carolina, 3/26/17  
**17 Rebs:** Kennedy Meeks (17), North Carolina, 3/26/17  
**18 Rebs:** Sean May (19), North Carolina, 12/4/04  
**19 Rebs:** Sean May (19), North Carolina, 12/4/04  
**20 Rebs:** Andrew DeClercq (20), Florida, 1/18/94  
**25 Rebs:** Leon Douglas (25), ALABAMA, 1/20/75  
**30 Rebs:** Kenneth Stanley (30), SOUTHERN CAL, 12/4/61  
**31 Rebs:** Never  
**Two players had 10 rebounds:** Julian Strawther (14) and Anton Watson (10), at Gonzaga, 11/20/22  
**Three players had 10 rebounds:** Craig Victor II (12), Tim Quarterman (10), Ben Simmons (10), LSU, 1/5/16

### ASSISTS

**10 assists:** Tony Trocha-Morelos (10), Texas A&M, 3/4/17  
**11 assists:** Dwyane Wade (11), Marquette, 3/29/03  
**12 assists:** Edgar Padilla (12), UMass, 3/30/96  
**13 assists:** Billy McCaffrey (14), Vanderbilt, 1/13/93  
**14 assists:** Billy McCaffrey (14), Vanderbilt, 1/13/93  
**15 assists:** Eric Richardson (15), Alabama, 2/4/84  
**16 assists:** Never

### BLOCKS

**5 blocks:** Jamarion Sharp (7), WESTERN KENTUCKY, 12/22/21  
**6 blocks:** Jamarion Sharp (7), WESTERN KENTUCKY, 12/22/21  
**7 blocks:** Jamarion Sharp (7), WESTERN KENTUCKY, 12/22/21  
**8 blocks:** Jarvis Varnado (10), Mississippi State, 1/15/08  
**9 blocks:** Jarvis Varnado (10), Mississippi State, 1/15/08  
**10 blocks:** Jarvis Varnado (10), Mississippi State, 1/15/08  
**11 blocks:** Samaki Walker (11), Louisville, 1/1/95  
**12 blocks:** Never

### STEALS

**5 steals:** Mark Sears (6), Alabama, 1/7/23  
**6 steals:** Mark Sears (6), Alabama, 1/7/23  
**7 steals:** Ben Simmons (7), LSU, 3/5/16  
**8 steals:** Never

## TEAM

### SCORING

**Scored 90 or more points:** 118, Duke, 11/6/18 (L, 118-84)  
**Scored 90 or more points (SEC game):** 90, Georgia, 3/4/09 (L, 90-85)  
**Scored 100 or more points:** 118, Duke, 11/6/18 (L, 118-84)  
**Scored 100 or more points (SEC game):** 101, Arkansas, 2/10/93 (L, 101-94)  
**Scored 110 or more points:** 118, Duke, 11/6/18 (L, 118-84)  
**Scored 110 or more points (SEC game):** 110, Vanderbilt, 3/4/67 (L, 110-94)  
**Scored 120 or more points:** 121, North Carolina, 12/27/89 (L, 121-110)  
**Scored 120 or more points (SEC game):** Never  
**Scored 130 or more points:** 150, Kansas, 12/9/89 (L, 150-95)  
**Scored 140 or more points:** 150, Kansas, 12/9/89 (L, 150-95)  
**Scored 150 or more points:** 150, Kansas, 12/9/89 (L, 150-95)  
**Scored 160 or more points:** Never  
**Scored less than 50 points:** 41, BELLARMINE, 11/29/22 (W, 60-41)  
**Scored less than 50 points (SEC game):** 48, SOUTH CAROLINA, 2/5/19 (W, 76-48)  
**Scored less than 40 points:** 39, West Virginia, 3/26/15 (W, 78-39)  
**Scored less than 40 points (SEC game):** 37, MISSOURI, 1/13/15 (W, 86-37)  
**Scored less than 30 points:** 28, MONTANA STATE, 11/23/14 (W, 86-28)  
**Scored less than 30 points (SEC game):** 26, GEORGIA TECH, 1/28/46 (W, 86-37)  
**Scored less than 20 points:** 18, WESTERN ONTARIO,

12/10/49 (W, 90-21)  
**Scored less than 20 points (SEC game):** 18, ALABAMA, 2/10/40 (W, 46-18)  
**Scored less than 10 points:** 9, Tulane, 12/21/34 (W, 39-9)  
**Scored less than 10 points (SEC game):** Never

### SHOOTING PERCENTAGES

**Shot 70% from the field:** Never  
**Shot 60% from the field:** .640 (32-50), at Florida, 3/4/07  
**Shot 50% from the field:** .520 (26-50) vs. FLORIDA A&M, 12/21/22  
**Shot 30% or less from the field:** .281 (18-64) at Alabama, 2/5/22  
**Shot 20% or less from the field:** .197 (12-61), MONTANA STATE, 11/23/14  
**Shot 10% or less from the field:** Never (shooting percentages not recorded prior to 1947)

### 3-Pointers

**Made 10 or more 3-pointers:** 11 (11-20), vs. SOUTH CAROLINA, 1/10/23  
**Made 15 or more 3-pointers:** 19 (19-38), VMI, 11/18/18  
**Made 20 or more 3-pointers:** Never  
**Made zero 3-pointers:** 0 (0-15), Auburn, 1/19/13  
**Attempted 30 or more 3-pointers:** 40 (14-40), ALABAMA, 2/19/22

### FREE THROWS

**Shot 90% or better from FT line:** 90.0 (9-10), vs. KANSAS, 1/28/23  
**Shot 100% from FT Line:** 16-16, TEXAS A&M, 1/21/23  
**Shot 50% or less from FT line:** .476 (10-21), NORTH FLORIDA, 11/23/22  
**Attempted 40 FT:** 44 (33-44), Auburn, 2/1/20  
**Attempted five or less FT:** 4 (2-4), HIGH POINT, 12/31/21  
**Made 30 FT:** 33 (33-44), Auburn, 2/1/20

### REBOUNDS

**Pulled down 50 rebounds:** 54 (17-37), Florida, 2/4/17  
**Pulled down 20 offensive rebounds:** 23, LSU, 2/18/20





# RUPP ARENA AT CENTRAL BANK CENTER

## Year-by-Year Records

Season	W-L	Percentage
2022-23	11-2	.846
2021-22	18-0	1.000
2020-21	5-6	.455
2019-20	16-2	.889
2018-19	17-1	.944
2017-18	16-2	.889
2016-17	15-2	.882
2015-16	17-0	1.000
2014-15	19-0	1.000
2013-14	16-2	.889
2012-13	16-2	.889
2011-12	18-0	1.000
2010-11	15-0	1.000
2009-10	18-0	1.000
2008-09	12-6	.667
2007-08	14-4	.778
2006-07	14-2	.875
2005-06	10-5	.667
2004-05	14-1	.933
2003-04	11-2	.846
2002-03	12-1	.923
2001-02	12-3	.800
2000-01	11-1	.917
1999-2000	14-0	1.000
1998-99	12-1	.923
1997-98	9-3	.750
1996-97	12-1	.923
1995-96	13-0	1.000
1994-95	12-1	.923
1993-94	13-1	.929
1992-93	16-0	1.000
1991-92	15-2	.882
1990-91	13-0	1.000
1989-90	13-2	.867
1988-89	8-6	.571
1987-88	14-2	.875
1986-87	13-2	.867
1985-86	18-0	1.000
1984-85	11-3	.786
1983-84	16-0	1.000
1982-83	14-1	.933
1981-82	15-1	.938
1980-81	15-0	1.000
1979-80	12-3	.800
1978-79	11-4	.733
1977-78	16-0	1.000
1976-77	12-2	.857
<b>Total</b>	<b>644-79</b>	<b>.891</b>

<b>Year Opened:</b>	1976
<b>First Game:</b>	Nov. 27, 1976
<b>All-Time Record:</b>	644-79 (89.1%)
<b>Record Under Calipari:</b>	217-19 (91.9%)
<b>Capacity:</b>	20,500
<b>Record Crowd:</b>	24,479 (1/20/10)
<b>Longest Win Streak:</b>	54 (11/9/10-12/1/12)
<b>Current Win Streak:</b>	-

## Cats Rock at Rupp

The Wildcats are 644-79 (89.1%) in Rupp Arena. Among the most notable marks of dominance as the nation's toughest venue to play include:

- School record 54-game winning streak to begin the John Calipari era
- Kentucky is 348-47 (88.1%) in regular-season SEC games in Rupp
- The Wildcats set a program home record of 19 wins in 2014-15
- UK has gone undefeated at home in six of Calipari's 13 full seasons
- Kentucky has a perfect mark in 14 of Rupp Arena's 46 seasons

## 600 Wins at Rupp in Record Time

With a victory over Fairleigh Dickinson on Dec. 7, 2019, Kentucky reached the 600-win mark at Rupp Arena faster than any other program in NCAA Division I level history. UK needed just 670 games to reach win No. 600 in Rupp Arena.

It took UCLA, which previously owned the fastest pace to 600 wins, 689 games in Pauley Pavilion. Only one other team, Kansas, achieved win No. 600 in fewer than 700 games at its home venue. The Jayhawks reached the significant win in their 699th game.

## Cal Owns Longest Win Streaks in Rupp

With UK's 2011-12 season-opening victory over Marist, UK head coach John Calipari recorded his 34th consecutive win in Rupp Arena as UK's head coach. It broke former UK head coach Rick Pitino's longest streak of 33 games in the venue.

The winning streak reached as long as 54 games. Calipari didn't suffer his first loss in Rupp Arena until losing to Baylor in his fourth season, in 2012-13. The 54-game run, however, was his longest career home winning streak. He also had the second-longest streak in the arena as the Cats won 42 straight from March 4, 2014 to Nov. 25, 2016.

## New Chairbacks, Fewer Seats

After receiving a \$16 million upgrade over the 2014-15 and 2015-16 seasons that enhanced the fan experience with the likes of a new Daktronics center-hung scoreboard, ribbons boards, new corner video boards and a new audio system, Rupp Arena is undergoing an additional transformation as a part of UK's new leasing agreement with the Lexington Center.

Chair-back seating in the upper-level sideline was installed in sections 211-217 and 228-234 for the 2019-20 season. Club areas are available to season ticket holders.

The new seating reduced Rupp Arena's capacity to 20,500.

## Pack the House

Until reducing capacity for the 2019-20 season, Kentucky had led the nation in average home attendance in 20 of 24 seasons. That number included a Rupp Arena record of 24,110 in John Calipari's first season (2009-10) as head coach and averaging more than 23,000 in seven of Calipari's first 10 seasons.

Kentucky averaged 19,338 in 18 home games in 2021-22.

## The Top-Ranked Team at Home

Kentucky has lost just four times at home as the Associated Press top-ranked team in the history of the program and just three times in Rupp Arena. Prior to the losses to Evansville (Nov. 12, 2019) and UCLA (Dec. 3, 2016), the other two losses came by just one point.

The Wildcats are 54-3 all-time as the AP No. 1 team in Rupp Arena since its opening in 1976. The first loss was to Auburn, 53-52, on Jan. 9, 1988.

## Coach Cal in Rupp Arena

It's been downright difficult to beat Kentucky in Rupp Arena during the John Calipari era. UK is 217-19 (91.9%) in Rupp Arena under Calipari.

- Kentucky is 24-7 (77.4%) vs. Associated Press Top 25 opponents in Rupp in the Calipari era
- UK is 193-12 (94.1%) vs. AP unranked teams in Rupp under Calipari
- The Wildcats are 111-7 (94.1%) at home vs. nonconference foes under Calipari
- Calipari notched his 100th career win in Rupp Arena as Kentucky's coach with the Wildcats' 110-75 rout of Auburn on Feb. 21, 2014. It took Calipari 104 games to reach the century mark, the fastest of any UK coach

## Cal Passes Hall for Rupp Record

With a 101-70 victory over Cleveland State on Nov. 23, 2016, John Calipari passed former UK head coach Joe B. Hall for most wins in Rupp Arena. Calipari currently has 217 wins inside the historic venue. Hall won 122.

## 2022-23 Opponent Breakdown

### Howard (Nov. 7)

All-time games in Rupp Arena: 1  
UK record in Rupp vs. HU: 1-0  
Last time in Rupp Arena: UK, 95-63 (11/7/22)

### Duquesne (Nov. 11)

All-time games in Rupp Arena: 3  
UK record in Rupp vs. DU: 3-0  
Last time in Rupp Arena: UK, 77-52 (11/11/22)

### South Carolina State (Nov. 17)

All-time games in Rupp Arena: 1  
UK record in Rupp vs. SCSU: 1-0  
Last time in Rupp Arena: UK, 106-63 (11/17/22)

### North Florida (Nov. 23)

All-time games in Rupp Arena: 2  
UK record in Rupp vs. UNF: 2-0  
Last time in Rupp Arena: UK, 96-56 (11/23/22)

### Bellarmine (Nov. 29)

All-time games in Rupp Arena: 1  
UK record in Rupp vs. BU: 1-0  
Last time in Rupp Arena: UK, 60-41 (11/29/22)

### Yale (Dec. 10)

All-time games in Rupp Arena: 1  
UK record in Rupp vs. YU: 1-0  
Last time in Rupp Arena: UK, 69-59 (12/10/22)

### Florida A&M (Dec. 21)

All-time games in Rupp Arena: 1  
UK record in Rupp vs. FAMU: 1-0  
Last time in Rupp Arena: UK, 88-68 (12/21/22)

### Louisville (Dec. 31)

All-time games in Rupp Arena: 21  
UK record in Rupp vs. UL: 17-4  
Last time in Rupp Arena: UK, 86-63 (12/31/22)

### LSU (Jan. 3)

All-time games in Rupp Arena: 35  
UK record in Rupp vs. LSU: 29-6  
Last time in Rupp Arena: UK, 74-71 (1/3/23)

### South Carolina (Jan. 10)

All-time games in Rupp Arena: 29  
UK record in Rupp vs. USC: 26-3  
Last time in Rupp Arena: USC, 71-68 (1/10/23)

### Georgia (Jan. 17)

All-time games in Rupp Arena: 43  
UK record in Rupp vs. UGA: 39-4  
Last time in Rupp Arena: UK, 85-71 (1/17/23)

### Texas A&M (Jan. 21)

All-time games in Rupp Arena: 7  
UK record in Rupp vs. TAMU: 5-2  
Last time in Rupp Arena: UK, 76-67 (1/21/23)

### Kansas (Jan. 28)

All-time games in Rupp Arena: 8  
UK record in Rupp vs. KU: 5-3  
Last time in Rupp Arena: KU, 77-68 (1/28/23)

### Florida (Feb. 4)

All-time games in Rupp Arena: 46  
UK record in Rupp vs. UF: 37-9  
Last time in Rupp Arena: UK, 78-57 (2/12/22)

### Arkansas (Feb. 7)

All-time games in Rupp Arena: 17  
UK record in Rupp vs. UA: 13-4  
Last time in Rupp Arena: UA, 81-80 (2/9/21)

### Tennessee (Feb. 18)

All-time games in Rupp Arena: 46  
UK record in Rupp vs. UT: 39-7  
Last time in Rupp Arena: UK, 107-79 (1/15/22)

### Auburn (Feb. 25)

All-time games in Rupp Arena: 32  
UK record in Rupp vs. AU: 30-2  
Last time in Rupp Arena: UK, 82-80 (2/13/21)

### Vanderbilt (March 1)

All-time games in Rupp Arena: 44  
UK record in Rupp vs. VU: 42-2  
Last time in Rupp Arena: UK, 77-70 (2/2/22)



# COACH CALIPARI

## Calipari Reaches 800 Career Victories in 2021-22

With Kentucky's overtime win over Mississippi State on Jan. 25, 2022, John Calipari reached 800 on-court wins. At the time he was one of just 22 coaches, regardless of NCAA level of classification, to reach that barrier. Only 14 coaches have done it with at least 10 seasons at the Division I level.

Calipari became the fourth-fastest coach to 800 on-court wins ever at 1,037 games. Only Adolph Rupp (972 games), Roy Williams (1,012 games) and Dean Smith (1,029 games) did it faster. At Kentucky, Calipari owns the second-most wins in program history, trailing only the legendary Adolph Rupp, who led the Wildcats for 41 seasons and spanned 1,066 games.

Although Calipari is still climbing the charts, he is doing it nearly as fast as anyone else in NCAA history. When he and Kentucky defeated Ole Miss on March 5, 2019, Calipari became the fourth-fastest coach to 300 wins (369 games) at one program in NCAA history. Only Bill Self (358 games at Kansas), Claire Bee (359 games at Long Island) and Rupp (366 at UK) got there faster.

### **Coaching On-Court Win Totals at the Division I Level through Jan. 31:**

1. Mike Krzyzewski - 1,202
2. Jim Boeheim - 1,112 (*active*)
- 
7. Adolph Rupp - 876
8. Bob Huggins - 857 (*active*)
9. Cliff Ellis - 829 (*active*)
10. John Calipari - 825 (*active*)

## Calipari Ahead of the Pack at Kentucky

Through 13 seasons at Kentucky, John Calipari's time in Lexington has been every bit as successful -- and more -- as fans hoped it would when he agreed to become the head coach at Kentucky in the spring of 2009.

By just about every measure, he is the most successful coach in college basketball during the last decade-plus. Among schools who have been to at least two Elite Eights and a Final Four since 2009-10, Calipari ranks:

- First in NCAA Tournament wins (31)
- First in Final Four appearances (four)
- First in Elite Eight appearances (seven)
- First in Sweet Sixteen appearances (eight)
- Second in league tournament titles (six)
- Third in regular-season conference titles (six)
- Third in NCAA titles (one)

## First-Ballot Hall of Famer

Kentucky men's basketball coach John Calipari joined basketball's fraternity of legends in September 2015 after being elected to the Naismith Memorial Basketball Hall of Fame on the first ballot.

Calipari joined an elite group of basketball players and coaches in the Naismith Hall of Fame, considered to be one of the ultimate honors in the sport. The Class of 2015 included Calipari, Dick Betveta, Wildcat Louie Dampier, Lindsay Gaze, Tom Heinsohn, John Isaacs, Spencer Haywood, Lisa Leslie, Dikembe Mutombo, George Raveling and JoJo White.

Calipari was inducted in Springfield, Massachusetts. Nearly 70 former players joined him on stage during his acceptance speech.

## Calipari Receives Jefferson Award

Kentucky men's basketball head coach John Calipari received the Jefferson Award for Outstanding Public Service in Sports by Multiplying Good on Nov. 2. For more than 50 years, Multiplying Good has honored those who put others first. Those receiving the Jefferson Award are empowered to do more, while their stories of extraordinary public service inspire others to action. It is an award that underscores impact.

- Founded over 50 years ago by Jackie Kennedy Onassis, Sen. Bob Taft Jr., and Sam Beard, Multiplying Good is the world's most foremost and highly celebrated organization focused on and honoring public service
- Other recipients of the Jefferson Award include Arthur Ashe, Tom Brokaw, Larry Fitzgerald, Betty Ford, John Glenn, Bob Hope, Steve Jobs, Shaquille O'Neal, General Colin Powell, John D. Rockefeller and Oprah Winfrey
- Calipari is the first men's college basketball coach to receive the honor

## Coach Cal Immortalized at UMass, Clarion, Conference USA

John Calipari's Hall of Fame rise began at UMass, and the school honored his program's breakthrough in the 1990s by unveiling a statue of Calipari on the Amherst campus in September 2021. Calipari was one of four icons synonymous with UMass basketball to earn the honor. Calipari's statue was unveiled next to Marcus Camby, Julius Erving and the late Jack Leaman outside the Mullins Center.

At UMass, Calipari led the Minutemen to a 193-71 on-court record in his eight seasons as head coach from 1989-96. His .731 career winning percentage remains the best in school history, and he ranks second all-time at UMass in victories with 193. Calipari led UMass to five straight NCAA Tournament appearances from 1992 to 1996 after UMass had gone to the NAAs only once in the first 81 years of the program. His Minutemen made the Atlantic 10's

first and only Final Four appearance during the 1996 season, during which they went 35-2 overall and spent 10 weeks ranked No. 1 in the nation. Following the 1996 season, Calipari was named National Coach of the Year by the National Association of Basketball Coaches, The Sporting News and Naismith.

Not only did John Calipari have a statue erected in his honor, the court at Clarion -- Calipari's alma mater -- is now named after the Hall of Famer. The court in Tippin Gymnasium was officially renamed the John V. Calipari Court in September 2021 and will be known as Coach Cal Court.

Like many coaches, Calipari began his career in basketball on the court as a player. He was a star high school basketball player at Moon High School in Western Pennsylvania under another Clarion graduate Joe Sacco. Calipari started his college playing career at UNC Wilmington before transferring to Clarion in 1981, helping the Golden Eagles reach their first NCAA Division II Tournament in program history that year.

In the summer of 2022, Calipari was enshrined into the Conference USA Hall of Fame. Calipari is being honored by the league for his impressive tenure as head men's basketball coach at the University of Memphis, where he coached from the 2000-01 season through 2008-09. Calipari led the Tigers to the 2008 NCAA title game, including 38 wins that season, making him the winningest coach for a single season in NCAA history. As a result, he earned his second Naismith National Coach of the Year honor, becoming only the second coach to earn the honor multiple times since its inception in 1987. He was also C-USA Coach of the Year that season.

Calipari, the 2009 Sports Illustrated National Coach of the Year, led the Tigers to nine straight 20-win campaigns and nine consecutive postseason appearances, the only Memphis coach to do that. He posted 252 on-court wins -- 28.0 wins per season -- as the Tigers' head coach, making him the winningest coach in school history. From 2006-08, the Tigers won 104 games, making Calipari the winningest head coach in NCAA Division I history in a three-year span.

## Calipari Named Coach of the Decade

Underscored by more victories than any other coach or program in his first 10 seasons at the helm at Kentucky, more Final Four appearances, a record number of NBA Draft picks, and the 2012 national championship, John Calipari was named the College Basketball Coach of the Decade by Sporting News in January 2020.

In a piece penned by national writer Mike DeCourcy, Sporting News credited Calipari for changing the college basketball landscape. Detailing Calipari's success -- what DeCourcy described as a "college basketball revolution" -- DeCourcy wrote that "no one defined the 2010s in the same way as Calipari ... nor achieved the same degree of consistent success."

In an era where kids can enter the NBA Draft at 19 years old, Calipari masterfully balances the priority of players' long-term professional dreams with individual and team development, leading to on-court success that no other team has matched.

## Calipari Unrivaled in Conference

John Calipari has won 16 league regular-season championships (including six Southeastern Conference titles) seven more than the next-closest coach in the SEC (Bruce Pearl has nine). Calipari has won six SEC Tournament championships at Kentucky and owns 15 conference tournament titles in his career, 11 more than his closest competitors (Kermit Davis and Nate Oats).

Calipari has tallied a 387-123 (75.9%) all-time record within conference play as a head coach and owns a 179-57 (75.8%) record since joining the SEC.

Although he's been publicly outspoken against conference tournaments -- only because he doesn't favor playing three or more games on consecutive days to win the tournament -- his teams have gotten up for them. Calipari's teams at UMass, Memphis and Kentucky have been to 19 conference championship games in his career, winning a remarkable 15 of them. Calipari is 58-14 (80.6%) all-time in conference tournaments, including 24-6 (80.0%) at UK. Calipari ranks third in SEC Tournament wins.

## There's No Place Like Home

John Calipari-coached teams have posted an all-time record of 456-51 (89.9%) record at home in his stops at UMass, Memphis and Kentucky. At UK, Coach Cal is 217-19 (91.9%) in Rupp Arena.

In six of Calipari's seasons at Kentucky, the Wildcats have posted an undefeated record at home, including a school-record 19-0 mark during the 2014-15 season.

Calipari owns both of UK's longest winning streaks in the arena. He began his career at UK with a 54-game winning streak at Rupp Arena. It was the longest winning streak since the arena opened in 1976. With a win over Georgia on Feb. 9, 2016, he secured the second-longest streak in the storied building at 34 games (which ended at 42).

Coach	Streak (Yrs)
1. <b>John Calipari</b>	<b>54 (2010-13)</b>
2. <b>John Calipari</b>	<b>42 (2014-17)</b>
3. Rick Pitino	33 (1992-94)
4. Joe B. Hall	30 (1981-82)
5. <b>John Calipari</b>	<b>28 (2021-23)</b>

## Life Away From Home Isn't So Bad Either

As good as John Calipari's team's have been at home, they're pretty good in hostile environments on the road. Dating back to the 2005-06 season, Calipari has recorded a 121-61 (66.4%) record on the road. At neutral-site venues, Kentucky is 82-31 (72.6%) under Calipari.



# COACH CALIPARI

## UK vs. AP Ranked Foes Under Cal Record as AP Top-Ranked Coach Since 2009-10

Coach	Schools	Records
1. John Calipari	Kentucky	69-8
2. Mark Few	Gonzaga	68-8
3. Mike Krzyzewski	Duke	53-12
4. Bill Self	Kansas	46-9
5. Jay Wright	Villanova	28-6
6. Scott Drew	Baylor	16-4
7. Jim Boeheim	Syracuse	15-4
8. Tom Crean	Indiana	14-3
9. Thad Matta	Ohio State	13-2
10. Sean Miller	Arizona	12-1

## Record as AP Top-Ranked Coach Active

Coach	Schools	Records
1. John Calipari	UK, Memphis, UMass	110-13
2. Mark Few	Gonzaga	68-8
3. Bill Self	Kansas	48-10
4. Bruce Weber	Illinois	30-2
5. Jim Boeheim	Syracuse	24-5
6. Thad Matta	Ohio State	22-3
7. Bob Huggins	Cincinnati	20-4
8. Scott Drew	Baylor	16-4
9. Tom Izzo	Michigan State	15-5
10. Sean Miller	Arizona	12-1

through games on Jan. 31

## All-Time Calipari Draft Picks

Player (School)	Round	Year (Overall)
Bam Adebayo (UK)	First	2017 (14)
Eric Bledsoe (UK)	First	2010 (18)
Devin Booker (UK)	First	2015 (13)
Brandon Boston Jr. (UK)	Second	2021 (51)
Antonio Burks (MEM)	Second	2004 (36)
Marcus Camby (UMASS)	First	1996 (2)
Rodney Carney (MEM)	First	2006 (16)
DeMarcus Cousins (UK)	First	2010 (5)
Willie Cauley-Stein (UK)	First	2015 (6)
Anthony Davis (UK)	First	2012 (1)
Hamidou Diallo (UK)	Second	2018 (45)
Joey Dorsey (MEM)	Second	2008 (33)
C. Douglas-Roberts (MEM)	Second	2008 (40)
Robert Dozier (MEM)	Second	2009 (60)
Tyrece Evans (MEM)	First	2009 (4)
De'Aaron Fox (UK)	First	2017 (5)
S. Gilgeous-Alexander (UK)	First	2018 (11)
Archie Goodwin (UK)	First	2013 (29)
Josh Harrellson (UK)	Second	2011 (45)
Andrew Harrison (UK)	Second	2015 (44)
Tyler Herro (UK)	First	2019 (13)
Isaiah Jackson (UK)	First	2021 (22)
Dakari Johnson (UK)	Second	2015 (48)
Keldon Johnson (UK)	First	2019 (29)
Terrence Jones (UK)	First	2012 (18)
Enes Kanter (UK)	First	2011 (3)
Michael Kidd-Gilchrist (UK)	First	2012 (2)
Brandon Knight (UK)	First	2011 (8)
Kevin Knox (UK)	First	2018 (9)
Skal Labissiere (UK)	First	2016 (28)
Doron Lamb (UK)	Second	2012 (42)
DeAndre Liggins (UK)	Second	2011 (53)
Trey Lyles (UK)	First	2015 (12)
Tyrese Maxey (UK)	First	2020 (21)
Darius Miller (UK)	Second	2012 (46)
Malik Monk (UK)	First	2017 (11)
Jamal Murray (UK)	First	2016 (7)
Nerlens Noel (UK)	First	2013 (6)
Daniel Orton (UK)	First	2010 (29)
Patrick Patterson (UK)	First	2010 (14)
Immanuel Quickley (UK)	First	2020 (25)
Julius Randle (UK)	First	2014 (7)
Nick Richards (UK)	Second	2020 (42)
Lou Roe (UMass)	Second	1995 (30)
Derrick Rose (MEM)	First	2008 (1)
Shaedon Sharpe (UK)	First	2022 (7)
Marquis Teague (UK)	First	2012 (29)
Karl-Anthony Towns (UK)	First	2015 (1)
Tyler Ulis (UK)	Second	2016 (34)
Jarred Vanderbilt (UK)	Second	2018 (41)
Dajuan Wagner (MEM)	First	2002 (6)
John Wall (UK)	First	2010 (1)
PJ Washington (UK)	First	2019 (12)
TyTy Washington Jr. (UK)	First	2022 (29)
Shawne Williams (MEM)	First	2006 (17)
James Young (UK)	First	2014 (17)

## Calipari in Elite Company with Conference Championships

When Kentucky clinched a share of the 2017 Southeastern Conference championship, John Calipari became the first NCAA Division I coach to lead three different programs (UMass, Memphis, Kentucky) to five on-court regular-season league titles five different times. He won the Atlantic 10 at the helm of UMass in 1992, '93, '94, '95 and '96, Memphis claimed the Conference USA crown in 2004, '06, '07, '08 and '09, and Kentucky has captured the SEC six times in 2010, '12, '15, '16, '17 and '20.

Perhaps more impressive is that Calipari has 31 combined regular-season and tournament championships after clinching the SEC regular-season crown in 2020. That trails only Mark Few of Gonzaga (39 titles), among all active coaches. All-time, Calipari trails only the great Adolph Rupp (41) and Few.

## Calipari at No. 1

John Calipari is one of just two coaches (Frank McGuire) to lead three programs to a No. 1 ranking in the Associated Press Top 25.

Calipari has led seven of his 14 UK teams to the No. 1 ranking and eight of his last 16 teams to the top (he's done it 10 times overall). When Coach Cal's teams are at the top, they're difficult to knock off:

- Calipari is 110-13 (89.4%) as the top-ranked Associated Press Top 25 coach in the country
- He's 69-8 (89.6%) when his team is atop the AP Top 25 as UK's head coach
- Calipari tallied a 32-4 mark at UMass at No. 1 and he was 9-1 at Memphis
- His (110) victories are the most among active coaches with victories at No. 1
- Calipari has coached 123 career games as a No. 1 team, fourth most in NCAA history, trailing Krzyzewski (255), John Wooden (228) and Adolph Rupp (127)
- Among coaches who have owned a No. 1 ranking in at least 119 games, Calipari's winning percentage of 89.4% trails only

## UK Collegiate Awards Under Calipari

<b>National Player of the Year</b> John Wall (2010) <i>Adolph Rupp, Yahoo!, Rivals</i>	Kevin Knox 2018 (Coaches) Tyler Herro 2019 (AP) Keldon Johnson 2019 (Coaches)	James Young 2014 Devin Booker 2015 Trey Lyles 2015 Karl-Anthony Towns 2015 Tyler Ulis 2015 Jamal Murray 2016 Bam Adebayo 2017 De'Aaron Fox 2017 Malik Monk 2017 Shai Gilgeous-Alexander 2018 Kevin Knox 2018 Tyler Herro 2019 Keldon Johnson 2019 Tyrese Maxey 2020 Isaiah Jackson 2021 TyTy Washington Jr. 2022
Anthony Davis (2012) <i>Adolph Rupp, AP, CBS, Basketball Times, Naismith, Sporting News, USBWA, Wooden</i>	<b>SEC Sixth Man of the Year</b> Darius Miller 2012 (Coaches) Kyle Wiltjer 2013 (Coaches) Devin Booker 2015 (Coaches)	
Oscar Tshiebwe (2022) <i>AP, CBS, College Hoops Today, NABC, Naismith, Sporting News, The Athletic, The Field of 68, USBWA, USA Today, Wooden</i>	<b>CoSIDA Academic All-America</b> Alex Poythress (2nd) 2016	
<b>All-America Honors (NCAA Recognized)</b> DeMarcus Cousins (2010) <i>AP (1), NABC (2), USBWA (2), SN (2)</i>	<b>All-SEC</b> DeMarcus Cousins (2010) 1st (Coaches/AP) Patrick Patterson (2010) 1st (Coaches/AP) John Wall (2010) 1st (Coaches/AP) Terrence Jones (2011) 1st (Coaches/AP) Brandon Knight (2011) 1st (Coaches/2nd AP) Anthony Davis (2012) 1st (Coaches/AP) Mike Kidd-Gilchrist (2012) 1st (Coaches/AP) Terrence Jones (2012) 2nd (Coaches/AP) Doron Lamb (2012) 2nd (Coaches) Nerlens Noel (2013) 1st (Coaches/AP) Julius Randle (2014) 1st (Coaches/AP) James Young (2014) 2nd (Coaches) Devin Booker (2015) 2nd (Coaches) Willie Cauley-Stein (2015) 1st (Coaches/AP) Aaron Harrison (2015) 2nd (Coaches/AP) Karl-Anthony Towns (2015) 1st (Coaches/AP) Jamal Murray (2016) 1st (Coaches/AP) Tyler Ulis (2016) 1st (Coaches/AP) Bam Adebayo (2017) 2nd (Coaches/AP) De'Aaron Fox (2017) 1st (Coaches/AP) Malik Monk (2017) 1st (Coaches/AP) Shai G.-Alexander (2018) 2nd (Coaches) Kevin Knox (2018) 1st (Coaches) Tyler Herro (2019) 2nd (Coaches) Keldon Johnson (2019) 2nd (Coaches) PJ Washington (2019) 1st (Coaches/AP) Tyrese Maxey (2020) 2nd (Coaches) Nick Richards (2020) 1st (Coaches/AP) Immanuel Quickley (2020) 1st (Coaches/AP) Oscar Tshiebwe (2022) 1st (Coaches/AP) TyTy Washington Jr. (2022) 2nd (Coaches) Sahvir Wheeler (2022) 2nd (Coaches)	<b>NCAA Final Four Team</b> Anthony Davis (MVP) 2012 Michael Kidd-Gilchrist 2012 Doron Lamb 2012 Julius Randle 2014 James Young 2014
<b>SEC Player of the Year</b> John Wall 2010 (Coaches/AP) Anthony Davis 2012 (Coaches/AP) Tyler Ulis 2016 (Coaches/AP) Malik Monk 2017 (AP) Immanuel Quickley 2020 (Coaches) Oscar Tshiebwe 2022 (Coaches/AP)	<b>SEC Defensive Player of the Year</b> Anthony Davis 2012 (Coaches) Nerlens Noel 2013 (Coaches) Willie Cauley-Stein 2015 (Coaches) Tyler Ulis 2016 (Coaches) Ashton Hagans (shared) 2019 (Coaches)	<b>NCAA All-Regional</b> DeMarcus Cousins 2010 John Wall 2010 Josh Harrellson 2011 Brandon Knight (MVP) 2011 DeAndre Liggins 2011 M. Kidd-Gilchrist (MVP) 2012 Anthony Davis 2012 Doron Lamb 2012 Aaron Harrison 2014 Marcus Lee 2014 Julius Randle (MVP) 2014 Willie Cauley-Stein 2015 Andrew Harrison 2015 Karl-Anthony Towns (MVP) 2015 De'Aaron Fox 2017 Isaac Humphries 2017 Tyler Herro 2019 PJ Washington 2019
<b>SEC Freshman (Coaches)/Newcomer (AP) of the Year</b> DeMarcus Cousins 2010 (Coaches) John Wall 2010 (AP) Terrence Jones 2011 (Coaches/AP) Anthony Davis 2012 (Coaches/AP) Nerlens Noel 2013 (Coaches/AP) Julius Randle 2014 (Coaches/AP) Karl-Anthony Towns 2015 (Coaches/AP) Malik Monk 2015 (Coaches/AP)	<b>Coaches' SEC All-Defensive Team</b> Patrick Patterson 2010 DeAndre Liggins 2011 Anthony Davis 2012 Michael Kidd-Gilchrist 2012 Nerlens Noel 2013 Willie Cauley-Stein 2014 Willie Cauley-Stein 2015 Tyler Ulis 2016 Ashton Hagans 2019 Ashton Hagans 2020 Nick Richards 2020 Isaiah Jackson 2021 Oscar Tshiebwe 2022	<b>SEC All-Tournament Team</b> John Wall (MVP) 2010 Eric Bledsoe 2010 DeMarcus Cousins 2010 Darius Miller (MVP) 2011 Brandon Knight 2011 Josh Harrellson 2011 Anthony Davis 2012 Terrence Jones 2012 Aaron Harrison 2014 Julius Randle 2014 Willie Cauley-Stein (MVP) 2015 Aaron Harrison 2015 Andrew Harrison 2015 Jamal Murray 2016 Tyler Ulis (MVP) 2016 Bam Adebayo 2017 De'Aaron Fox (MVP) 2017 Dominique Hawkins 2017 Wenyen Gabriel 2018 Shai G.-Alexander (MVP) 2018 Kevin Knox 2018



# COACH CALIPARI

Wooden (95.2%) and is ahead of Krzyzewski (85.8%)

- Calipari is 6-4 vs. the AP top-ranked team in the land, including 3-2 at UK after defeating Michigan State in 2019-20
- According to ESPN, his 60.0% winning percentage against AP top-ranked teams is the best for any head coach

## Dream Maker

As someone who prides himself on helping young men reach their dreams, John Calipari has helped 56 players earn selection in the NBA Draft during his college coaching career, including 45 in his first 13 seasons at UK, more than any other coach.

- Four No. 1 overall selections (Derrick Rose, John Wall, Anthony Davis and Karl-Anthony Towns) during the nine drafts from 2008 to 2016. No other coach has more than three No. 1 picks
- In 2010, five of his UK players were selected in the first round for the first time in NBA history
- His six players in the 2012 and 2015 NBA drafts are the most in the two-round era
- Churned out 45 NBA Draft picks, 34 first-rounders (more than the entire Big Ten during the same time span), three No. 1 selections, seven top-five picks and 22 lottery picks at Kentucky
- Of the 66 full-time scholarship players who have finished their college careers at Kentucky under Calipari (did not transfer or leave the program early), 45 have been selected in the NBA Draft, a 68.2% success rate. Another eight of those made the NBA. This does not include the late Terrence Clarke
- Of the 32 players at UK who have declared for the NBA Draft at the conclusion of their freshman seasons, 29 have been first-round picks. All previous players have played game in the NBA. He is 33 for 36 when including his players from Memphis. This does not include the late Terrence Clarke
- Only coach to produce the top two picks in the same draft (2012, Davis and Michael Kidd-Gilchrist)
- Produced a top-10 pick in 12 straight drafts from 2008-19, the only school to do so during that time period
- Nine of his former players have been named NBA All-Stars (31 total and all since 2010), seven have been tabbed All-NBA (13 times), three were named NBA Rookie of the Year, and 15 players from Calipari's first 12 teams at UK have made the NBA All-Rookie teams. Rose was named NBA MVP in 2011 and Davis won NBA All-Star MVP honors in 2017
- He is the only coach in history to have a former player win each of the following awards: NBA Rookie of the Year, NBA Sixth Man of the Year, NBA Most Improved Player of the Year and MVP

## The Success Rate

John Calipari has graduated 100% of the players (25 of 25) who have been eligible to receive their diploma by the end of their senior years and exhausted their athletic eligibility. Of that group, Brad Calipari, current Wildcat Brennan Canada, Zan Payne, Patrick Patterson, Jarrod Polson and Alex Poythress completed their degrees in three years.

In the NCAA's Academic Progress Rate, which measures eligibility, retention and graduation, Kentucky has posted a single-year Academic Progress Rate of 977 or higher in every season under Calipari, including a perfect 1,000 in six of the last seven single-year reports (numbers were not released last year due to the COVID-19 pandemic).

UK's four-year composite score in the most recent report, which was released in May 2020, was a 994 out of 1,000, earning the team an NCAA academic award for the sixth year in a row for finishing in the top 10% of Division I men's basketball programs.

## Developing Talent

John Calipari hasn't just signed the best talent in the country while he's been at Kentucky; he's been the best at developing that talent and getting it ready for the next level.

Of the 43 top-25 Rivals.com players Kentucky has signed who did not transfer or leave the program early (and aren't still actively playing at UK), 37 were drafted and 29 were selected in the first round. This note does not include the late Terrence Clarke. But that's only half the story. Calipari's players don't just make it to the pros, they're better prepared than anyone else. The proof is in the numbers.

Entering the 2022-23 NBA season, Calipari's NBA pros had amassed more than \$3.5 billion in career NBA contracts, which doesn't include endorsement deals and overseas contracts. Of his UK players in the NBA, they have more than \$3 billion in career contracts.

There's more: Of UK's 22 lottery picks in the Calipari era, 20 have earned second contracts in the NBA with 12 of them cashing in on max contracts. The two who haven't earned second contracts, have been drafted in the last four years and are still on their rookie deal. Since Calipari's first draft class, 33 lottery selections have earned max contracts in the NBA. Twelve of those players are Kentucky alums. Duke (four), UConn (two), Georgetown (two) and Kansas (two) are the only other programs to have multiple lottery selections earn a max contract.

## Double-Digit Win Streaks

John Calipari's teams have posted 19 streaks of 10 or more wins at Kentucky, Memphis and UMass, including six at UK. They have won 15 or more straight games nine times, 20 or more six times, 25 or more five times, and 30 or more once. Of course, the most famous streak was the 38-0 start during the 2014-15 season.

1. 38 Kentucky, 2014-15	6. 24 Kentucky, 2011-12	T10. 14 UMass, 1991-92	T16. 10 Kentucky, 2018-19
2. 27 Memphis, 2008-09	7. 19 Kentucky, 2009-10	T12. 12 Memphis, 2007-08	T16. 10 Kentucky, 2010-11
T3. 26 Memphis, 2007-08	8. 16 UMass, 1994-95	T12. 12 Memphis, 2002-03	T16. 10 Memphis, 2001-02
T3. 26 UMass, 1995-96	9. 15 Memphis, 2005-06	T12. 12 UMass, 1992-93T	16. 10 UMass, 1993-94
5. 25 Memphis, 2006-07	T10. 14 Kentucky, 2016-17	15. 11 Memphis, 2003-04	

## Calipari Nearly Perfect vs. Former Assistants

John Calipari has made it known that he doesn't enjoy coaching against friends. That hasn't stopped him from winning anyway. Calipari is 19-1 all-time when coaching against former assistants with a win over Kenny Payne and Louisville on Dec. 31, 2022 in his most recent matchup. He suffered his first and only loss to a former assistant against former Memphis assistant Josh Pastner, now the head coach of Georgia Tech, on Dec. 6, 2020.

- Orlando Antigua - 1-0
- Derek Kellogg - 1-0
- Steve Roccaforte - 2-0
- Tony Barbee - 9-0
- Chuck Martin - 2-0
- Kenny Payne - 1-0
- Bruiser Flint - 2-0
- Josh Pastner - 1-1

## Recruiting Trail

The Wildcats have signed more top-25 players under John Calipari's than any other school. Nearly a quarter of all Rivals' top-10 prospects over the past 15 classes have signed with Coach Cal and the Cats. The following list is freshman signees only.

PLAYER (YEAR)	ESPN	RIVALS	247	MCD	JB
Aaron Bradshaw ('23)	4	5	4		Y
Robert Dillingham ('23)	11	7	9		
Justin Edwards ('23)	1	4	2	Y	
Reed Sheppard ('23)	21	22	30	Y	
D.J. Wagner ('23)	2	3	3	Y	
Chris Livingston ('22)	12	11	12	Y	Y
Ugonna Onyenso ('22)	35*	35	39		
Adou Thiero ('22)	NR	NR	165		
Cason Wallace ('22)	20	8	8	Y	Y
Daimion Collins ('21)	19	18	13	Y	Y
Bryce Hopkins ('21)	33	38	43	Y	
Shaedon Sharpe ('21)	1*	1*	1*		
TyTy Washington Jr. ('21)	14	14	19	Y	
Devin Askew ('20)	26	33	37	Y	Y
Brandon Boston Jr. ('20)	7	5	6	Y	Y
Terrence Clarke ('20)	10	8	10	Y	Y
Cam/Ron Fletcher ('20)	61	49	80		
Isaiah Jackson ('20)	34	28	34	Y	
Lance Ware ('20)	46	36	43		
Kareem Watkins ('20)	NR@	NR@	NR@		
Dontaie Allen ('19)	NR	68	98		
Keion Brooks Jr. ('19)	36	29	14	Y	
Brennan Canada ('19)	NR@	NR@	NR@		
Johanny Juzang ('19)	30	34	31		
Tyrese Maxey ('19)	13	10	10	Y	Y
Kahlil Whitney ('19)	12	14	11	Y	Y
Ashton Hagans ('18)	20	13	12		
Tyler Herro ('18)	30	36	38	Y	
Keldon Johnson ('18)	7	15	18	Y	Y
EJ Montgomery ('18)	14	11	6	Y	
Zan Payne ('18)	NR	NR	NR		
Immanuel Quickley ('18)	25	22	19	Y	
Jemal Baker Jr. ('17)	66	82	90		
Hamidou Diallo ('17)	11*	10*	11		
Shai Gilgeous-Alexander ('17)	35	34	20		
Quade Green ('17)	24	22	33	Y	Y
Kevin Knox ('17)	10	10	18	Y	Y
Nick Richards ('17)	17	17	15	Y	Y
Jarred Vanderbilt ('17)	19	14	12	Y	Y
PJ Washington ('17)	12	15	9	Y	Y
Bam Adebayo ('16)	5	7	12	Y	Y
Brad Calipari ('16)	NR	NR	NR		
De'Aaron Fox ('16)	6	6	6	Y	Y
Wenyen Gabriel ('16)	14	13	14	Y	Y
Sacha Killeya-Jones ('16)	24	24	25	Y	
Malik Monk ('16)	9	9	10	Y	Y
Tai Wynyard ('16)	NR	NR	NR		
Isaiah Briscoe ('15)	13	10	16	Y	Y
Jonny David ('15)	NR@	NR@	NR@		
Isaac Humphries ('15)	49	NR^	62		
Skal Labissiere ('15)	2	1	2	Y	
Charles Matthews ('15)	42	48	74	Y	
Jamal Murray ('15)	NA*	9	10		
Devin Booker ('14)	18	29	22	Y	Y
Trey Lyles ('14)	6	13	17	Y	Y
Karl-Anthony Towns ('14)	9	5	2	Y	Y
Tyler Ulis ('14)	25	21	20	Y	Y
EJ Florea ('13)	NR@	NR@	NR@		
Aaron Harrison ('13)	9	7	5	Y	Y
Andrew Harrison ('13)	5	5	3	Y	Y
Dominique Hawkins ('13)	NR	NR	151		
Dakari Johnson ('13)	7	9	8	Y	Y
Marcus Lee ('13)	25	19	14	Y	Y
Julius Randle ('13)	3	2	2	Y	Y
Derek Willis ('13)	NR	115	58		
James Young ('13)	8	11	10	Y	Y
Archie Goodwin ('12)	15	14	18	Y	Y
Willie Cauley-Stein ('12)	40	40	47		
Nerlens Noel ('12)	1	2	1	Y	
Alex Poythress ('12)	13	8	7	Y	Y
Anthony Davis ('11)	1	2	1	Y	Y
Michael Kidd-Gilchrist ('11)	4	3	2	Y	Y
Sam Malone ('11)	NR@	NR@	NR@		
Brian Long ('11)	NR@	NR@	NR@		
Marquis Teague ('11)	8	5	6	Y	Y
Kyle Wiltjer ('11)	19	22	21	Y	Y
Terrence Jones ('10)	9	13	8*	Y	Y
Enes Kanter ('10)	25	3	3*		
Brandon Knight ('10)	4	6	6*	Y	Y
Doron Lamb ('10)	29	21	28*	Y	Y
Jarrod Polson ('10)	NR@	NR@	NR@*		
Stacey Poole, Jr. ('10)	51	33	67*		
Eric Bledsoe ('09)	NR	23	37*		
DeMarcus Cousins ('09)	4	2	3*	Y	Y
Jon Hood ('09)	92	40	46*		
Daniel Orton ('09)	13	22	17*	Y	
John Wall ('09)	5	1	2*	Y	

<b>Top-10 Players</b>	<b>27</b>	<b>31</b>	<b>31</b>	
<b>Top-25 Players</b>	<b>54</b>	<b>56</b>	<b>55</b>	
<b>Top-50 Players</b>	<b>67</b>	<b>71</b>	<b>68</b>	
<b>McDonald's All-Americans</b>				<b>44</b>
<b>Jordan Brand Classic All-Americans</b>				<b>49</b>

\* Scout.com ranking | ~ final ranking in the 2023, 2022, 2017 classes before early enrollment | ^ reclassified after final rankings were released @ originally joined team as walk-on



# COACH CALIPARI

## UK vs. AP Ranked Foes Under Cal

Record: 68-48 (.586)

vs. No. 9 KANSAS	Jan. 28, 2023	L, 77-68	at No. 16 Ole Miss	Jan. 29, 2013	W, 87-74
at No. 5 Tennessee	Jan. 14, 2023	W, 63-56	at No. 4 Louisville	Dec. 29, 2012	L, 80-77
at No. 7 Alabama	Jan. 7, 2023	L, 78-52	vs. No. 9 Duke (Atlanta)	Nov. 13, 2012	L, 75-68
vs. No. 16 UCLA (New York)	Dec. 17, 2022	L, 63-53	vs. No. 6 Kansas (NCAAT)	April 2, 2012	W, 67-59
at No. 2 Gonzaga	Nov. 20, 2022	L, 88-72	vs. No. 17 Louisville (NCAAT)	March 31, 2012	W, 69-61
vs. No. 9 Tennessee (SECT)	March 12, 2022	L, 69-62	vs. No. 9 Baylor (NCAAT)	March 25, 2012	W, 82-70
at No. 18 Arkansas	Feb. 26, 2022	L, 75-73	vs. No. 16 Indiana (NCAAT)	March 23, 2012	W, 87-71
vs. No. 25 ALABAMA	Feb. 19, 2022	W, 90-81	vs. No. 22 Florida (SECT)	March 10, 2012	W, 74-71
at No. 16 Tennessee	Feb. 15, 2022	L, 76-63	at No. 16 Florida	March 4, 2012	W, 74-59
at No. 5 Kansas	Jan. 29, 2022	W, 80-62	vs. No. 8 FLORIDA	Feb. 7, 2012	W, 78-58
at No. 2 Auburn	Jan. 22, 2022	L, 80-71	vs. No. 4 LOUISVILLE	Dec. 31, 2011	W, 69-62
vs. No. 22 TENNESSEE	Jan. 15, 2022	W, 107-79	vs. No. 5 NORTH CAROLINA	Dec. 3, 2011	W, 73-72
at No. 21 LSU	Jan. 4, 2022	L, 65-60	vs. No. 12 Kansas (New York)	Nov. 15, 2011	W, 75-65
vs. No. 9 Duke	Nov. 9, 2021	L, 79-71	vs. No. 9 UConn (NCAAT)	April 2, 2011	L, 56-55
at No. 19 Tennessee	Feb. 20, 2021	W, 70-55	vs. No. 7 N. Carolina (NCAAT)	March 27, 2011	W, 76-69
vs. No. 11 TENNESSEE	Feb. 6, 2021	L, 82-71	vs. No. 0 Ohio State (NCAAT)	March 25, 2011	W, 62-60
at No. 18 Missouri	Feb. 3, 2021	L, 75-70	vs. No. 22 W. Virginia (NCAAT)	March 19, 2011	W, 71-63
at No. 9 Alabama	Jan. 26, 2021	L, 70-59	vs. No. 12 Florida (SECT)	March 13, 2011	W, 70-54
vs. No. 22 N. Carolina (Cleveland)	Dec. 19, 2020	L, 75-63	vs. No. 21 VANDERBILT	March 1, 2011	W, 68-66
vs. No. 7 Kansas (Indianapolis)	Dec. 1, 2020	L, 65-62	vs. No. 13 FLORIDA	Feb. 26, 2011	W, 76-68
vs. No. 15 AUBURN	Feb. 29, 2020	W, 73-66	at No. 21 Vanderbilt	Feb. 12, 2011	L, 81-77
at No. 17 Auburn	Feb. 1, 2020	L, 75-66	at No. 22 Louisville	Dec. 31, 2010	W, 78-63
at No. 18 Texas Tech	Jan. 25, 2020	W, 78-76 <sup>OT</sup>	vs. No. 23 Notre Dame (Louisville)	Dec. 8, 2010	W, 72-58
vs. No. 3 LOUISVILLE	Dec. 28, 2019	W, 78-70 <sup>OT</sup>	vs. No. 13 Washington (Maui)	Nov. 23, 2010	W, 74-67
vs. No. 5 Ohio State (Las Vegas)	Dec. 21, 2019	L, 71-65	vs. No. 6 West Virginia (NCAAT)	March 27, 2010	L, 73-66
vs. No. 1 Mich. State (New York)	Nov. 5, 2019	W, 69-62	vs. No. 15 Tennessee (SECT)	March 13, 2010	W, 74-45
vs. No. 14 Auburn (NCAAT)	March 31, 2019	L, 77-71 <sup>OT</sup>	at No. 19 Tennessee	Feb. 27, 2010	L, 74-65
vs. No. 11 Houston (NCAAT)	March 29, 2019	W, 62-58	at No. 17 Vanderbilt	Feb. 20, 2010	W, 58-56
vs. No. 19 Wofford (NCAAT)	March 23, 2019	W, 62-56	vs. No. 12 TENNESSEE	Feb. 13, 2010	W, 73-62
vs. No. 8 Tennessee (SECT)	March 16, 2019	L, 82-78	vs. No. 25 OLE MISS	Feb. 2, 2010	W, 85-75
at No. 7 Tennessee	March 2, 2019	L, 71-52	vs. No. 21 VANDERBILT	Jan. 30, 2010	W, 85-72
vs. No. 1 TENNESSEE	Feb. 16, 2019	W, 86-69	vs. No. 14 UConn (New York)	Dec. 9, 2009	W, 64-61
vs. No. 19 LSU	Feb. 13, 2019	L, 73-71	vs. No. 10 NORTH CAROLINA	Dec. 5, 2009	W, 68-66
vs. No. 9 KANSAS	Jan. 26, 2019	W, 71-63			
vs. No. 22 MISSISSIPPI STATE	Jan. 22, 2019	W, 76-55			
at No. 14 Auburn	Jan. 19, 2019	W, 82-80			
vs. No. 9 N. Carolina (Chicago)	Dec. 22, 2018	W, 80-72			
vs. No. 4 Duke (Indianapolis)	Nov. 6, 2018	L, 118-84			
vs. No. 13 Tennessee (SECT)	March 11, 2018	W, 77-72			
at No. 10 Auburn	Feb. 14, 2018	L, 76-66			
vs. No. 15 TENNESSEE	Feb. 6, 2018	L, 61-59			
at No. 7 West Virginia	Jan. 27, 2018	W, 83-76			
at No. 23 Tennessee	Jan. 6, 2018	L, 76-65			
vs. No. 4 Kansas (Chicago)	Nov. 14, 2017	L, 65-61			
vs. No. 6 N. Carolina (NCAAT)	March 26, 2017	L, 75-73			
vs. No. 8 UCLA (NCAAT)	March 24, 2017	W, 86-75			
vs. No. 19 Wichita State (NCAAT)	March 19, 2017	W, 65-62			
vs. No. 13 FLORIDA	Feb. 25, 2017	W, 76-66			
at No. 24 Florida	Feb. 4, 2017	L, 88-66			
vs. No. 2 KANSAS	Jan. 28, 2017	L, 79-73			
vs. No. 24 SOUTH CAROLINA	Jan. 21, 2017	W, 85-69			
at No. 10 Louisville	Dec. 21, 2016	L, 73-70			
vs. No. 7 N. Carolina (Las Vegas)	Dec. 17, 2016	W, 103-100			
vs. No. 11 UCLA	Dec. 3, 2016	L, 97-92			
vs. No. 13 Mich. State (New York)	Nov. 15, 2016	W, 69-48			
vs. No. 14 Indiana (NCAAT)	March 19, 2016	L, 73-67			
vs. No. 17 Texas A&M (SECT)	March 13, 2016	W, 82-77			
at No. 4 Kansas	Jan. 30, 2016	L, 90-84			
vs. No. 16 LOUISVILLE	Dec. 27, 2015	W, 75-73			
vs. No. 5 Duke (Chicago)	Nov. 17, 2015	W, 74-63			
vs. No. 3 Wisconsin (NCAAT)	April 4, 2015	L, 71-64			
vs. No. 8 Notre Dame (NCAAT)	March 28, 2015	W, 68-66			
vs. No. 20 W. Virginia (NCAAT)	March 26, 2015	W, 78-39			
vs. No. 21 Arkansas (SECT)	March 15, 2015	W, 78-63			
vs. No. 18 ARKANSAS	Feb. 28, 2015	W, 84-67			
at No. 4 Louisville	Dec. 27, 2014	W, 58-50			
vs. No. 21 NORTH CAROLINA	Dec. 13, 2014	W, 84-70			
vs. No. 6 TEXAS	Dec. 5, 2014	W, 63-51			
vs. No. 5 Kansas (Indianapolis)	Nov. 18, 2014	W, 72-40			
vs. No. 18 UConn (NCAAT)	April 7, 2014	L, 60-54			
vs. No. 12 Wisconsin (NCAAT)	April 5, 2014	W, 74-73			
vs. No. 7 Michigan (NCAAT)	March 30, 2014	W, 75-72			
vs. No. 5 Louisville (NCAAT)	March 28, 2014	W, 74-69			
vs. No. 2 Wichita State (NCAAT)	March 23, 2014	W, 78-76			
vs. No. 1 Florida (SECT)	March 16, 2014	L, 61-60			
at No. 1 Florida	March 8, 2014	L, 84-65			
vs. No. 3 FLORIDA	Feb. 15, 2014	L, 69-59			
vs. No. 4 LOUISVILLE	Dec. 28, 2013	W, 73-66			
at No. 18 North Carolina	Dec. 14, 2013	L, 82-77			
vs. No. 20 Baylor (Dallas)	Dec. 6, 2013	L, 67-62			
vs. No. 2 Mich. State (Chicago)	Nov. 12, 2013	L, 78-74			
vs. No. 11 FLORIDA	March 9, 2013	W, 61-57			
at No. 7 Florida	Feb. 12, 2013	L, 69-52			

### Calipari's Record at Kentucky ...

vs. No. 1	3-2	vs. Top 25	68-48
vs. Top 3	5-8	Home	24-7
vs. Top 5	14-13	Away	11-21
vs. Top 10	27-28	Neutral	33-20
vs. Top 15	42-33	SEC Tourney	6-3
vs. Top 20	55-43	NCAA Tourney	17-7

## #LaFamilia NBA Awards

<b>NBA Player of the Year</b>		<b>NBA All-Star Team</b>	
Derrick Rose	2011	Bam Adebayo	2023
<b>NBA Rookie of the Year</b>		Shai Gilgeous-Alexander	2023
Karl-Anthony Towns	2016	Julius Randle	2023
Tyreke Evans	2010	Devin Booker	2022
Derrick Rose	2009	Karl-Anthony Towns	2022
<b>NBA Defensive Player of the Year</b>		Devin Booker	2021
Marcus Camby	2007	Anthony Davis	2021
<b>NBA Most Improved Player of the Year</b>		Julius Randle	2021
Julius Randle	2021	Bam Adebayo	2020
<b>NBA Sixth Man of the Year</b>		Devin Booker	2020
Tyler Herro	2022	Anthony Davis	2020
<b>NBA Cares Community Assist Award</b>		Anthony Davis	2019
Devin Booker	2021	Karl-Anthony Towns	2019
D. Cousins (offseason)	2017	DeMarcus Cousins	2018
John Wall	2016	Anthony Davis	2018
<b>All-NBA Team</b>		John Wall	2018
Devin Booker (1st)	2022	DeMarcus Cousins	2017
Karl-Anthony Towns (3rd)	2022	Anthony Davis	2017
Julius Randle (2nd)	2021	John Wall	2016
Anthony Davis (1st)	2020	Anthony Davis	2016
Anthony Davis (1st)	2018	John Wall	2016
Karl-Anthony Towns (3rd)	2018	DeMarcus Cousins	2015
Anthony Davis (1st)	2017	Anthony Davis	2015
John Wall (3rd)	2017	John Wall	2015
DeMarcus Cousins (2nd)	2016	Anthony Davis	2014
Anthony Davis (1st)	2015	John Wall	2014
DeMarcus Cousins (2nd)	2015	Derrick Rose	2012
Derrick Rose (1st)	2012	Derrick Rose	2011
Derrick Rose (1st)	2011	Derrick Rose	2010
<b>All-NBA Rookie Team</b>		<b>All-Star Game MVP</b>	
Immanuel Quickley (2nd)	2021	Anthony Davis	2017
Tyler Herro (2nd)	2020	<b>Rising Stars Challenge MVP</b>	
PJ Washington (2nd)	2020	Jamal Murray	2017
S. Gilgeous-Alexander (2nd)	2019	John Wall	2011
Jamal Murray (2nd)	2017	Tyreke Evans	2010
Karl-Anthony Towns (1st)	2016	<b>Slam Dunk Contest Winner</b>	
Devin Booker (1st)	2016	Hamidou Diallo	2019
Willie Cauley-Stein (2nd)	2016	John Wall	2014
Nerlens Noel (1st)	2015	<b>3-Point Contest Winner</b>	
Anthony Davis (1st)	2013	Karl-Anthony Towns	2022
M. Kidd-Gilchrist (2nd)	2013	Devin Booker	2018
Brandon Knight (1st)	2012	<b>Skills Challenge Winner</b>	
DeMarcus Cousins (1st)	2011	Bam Adebayo	2020
John Wall (1st)	2011	Karl-Anthony Towns	2016
Eric Bledsoe (2nd)	2011	Derrick Rose	2009
Tyreke Evans (1st)	2010		
Derrick Rose (1st)	2010		
Marcus Camby (1st)	1997		
<b>All-NBA Defensive Team</b>			
Bam Adebayo (2nd)	2022		
Bam Adebayo (2nd)	2021		
Bam Adebayo (2nd)	2020		
Anthony Davis (1st)	2020		
Eric Bledsoe (2nd)	2020		
Eric Bledsoe (1st)	2019		
Anthony Davis (1st)	2018		
Anthony Davis (2nd)	2017		
Anthony Davis (2nd)	2015		
John Wall (2nd)	2015		
Marcus Camby (1st)	2008		
Marcus Camby (1st)	2007		
Marcus Camby (2nd)	2006		
Marcus Camby (2nd)	2005		



# CATS IN THE NBA



## BAM ADEBAYO (Miami Heat)

- 2020 and 2023 NBA All-Star is a three-time selection to the All-NBA Defensive Second Team
- In his sixth season with the Miami Heat, is averaging a career-best 21.6 points per game



## DEVIN BOOKER (Phoenix Suns)

- First-team selection to the All-NBA Team in 2022 and a three-time NBA All-Star
- In his eighth season with the Phoenix Suns, is averaging 27.1 points and 5.6 assists per game



## BRANDON BOSTON JR. (LA Clippers)

- Second-round pick in the 2021 draft and traded to the Clippers
- Averaging 6.4 points and 1.4 rebounds per game in 11.5 minutes per contest



## ANTHONY DAVIS (LA Lakers)

- NBA Champion in 2020, four-time All-NBA selection, eight-time NBA All-Star and All-Star MVP in 2017
- Dec. 5 Western Conference Player of the Week is averaging 26.9 points and 12.0 boards per game



## HAMIDOU DIALLO (Detroit Pistons)

- Seen action in more than 200 games as a pro, and averaged a career-best 11.9 ppg in 2021
- In his sixth NBA season, is going for 8.4 points per game while shooting 57.5% from the field



## DE'AARON FOX (Sacramento Kings)

- Averaged a career-best 25.2 points per game in 2020-21
- Nov. 21 Western Conference Player of the Week is averaging 24.3 points and 6.1 assists per game



## WENYEN GABRIEL (LA Lakers)

- Undrafted player who has seen action in five NBA seasons, averaging 6.7 ppg in 2021-22
- In his second season with the Lakers, is averaging 6.5 points and 4.0 rebounds per game



## SHAI GILGEOUS-ALEXANDER (OKC Thunder)

- Named a 2023 All-Star in his fifth NBA season and fourth with the Thunder
- Averaging a career-high 30.8 points to go along with 5.6 assists and 4.8 boards per game



## TYLER HERRO (Miami Heat)

- Claimed NBA Sixth Man of the Year honors in 2022, signed a four-year \$130 extension in October
- In his fourth season with the Miami Heat, is going for 20.3 points and 5.8 boards per game



## ISAIAH JACKSON (Indianapolis Pacers)

- Drafted 22nd overall by Indianapolis in 2021, averaged 8.3 points and 1.4 blocks as a rookie
- Averaging 6.8 points, 4.0 rebounds and 1.5 blocks per game in 2022-23



## KELDON JOHNSON (San Antonio Spurs)

- Signed a four-year, \$80 million extension with San Antonio in August
- Averaging a career-high 21.8 points to go along with 4.8 rebounds per game



## KEVIN KNOX II (Detroit Pistons)

- Ninth overall pick in the 2018 NBA Draft and is in his fifth season and first with the Pistons
- Averaging 5.9 points and 2.5 rebounds per game



## TREY LYLES (Sacramento Kings)

- In his eighth season and second with the Kings after being selected 12th overall in 2015
- Averaging 7.2 points and 3.7 rebounds per contest



## TYRESE MAXEY (Philadelphia 76ers)

- Named the November Cares Community Assist Award winner in 2022
- Averaging 20.2 points, 3.8 assists and 2.8 boards per game



## MALIK MONK (Sacramento Kings)

- Signed with the Kings in the offseason, and is playing in his sixth NBA season
- Going for 13.3 points, 3.9 assists and 2.5 rebounds per game



## JAMAL MURRAY (Denver Nuggets)

- Returned to action for the Nuggets after missing the entire 2021-22 season following an ACL injury
- Averaging 19.8 points, 5.8 assists and 4.1 rebounds per contest



## NERLENS NOEL (Detroit Pistons)

- Signed with Detroit as a free agent in the offseason after being drafted sixth overall in 2013
- Averaging 2.5 points and 2.8 boards in his ninth NBA season



## IMMANUEL QUICKLEY (New York Knicks)

- In his third NBA season with the Knicks after being selected 25th in 2020
- Averaging 12.6 points, 4.1 rebounds and 3.3 assists in 27.8 minutes per game



## JULIUS RANDLE (New York Knicks)

- The 2021 NBA Most Improved Player is a 2021 and 2023 NBA All-Star
- Averaging a career-high 24.7 points to go along with 10.9 rebounds and 4.1 assists per game



## NICK RICHARDS (Charlotte Hornets)

- In his third NBA seasons with the Charlotte Hornets
- Averaging 8.1 points and 5.6 rebounds per game while shooting 62.4% from the field



## OLIVIER SARR (Oklahoma City Thunder)

- Signed with the Blazers in the offseason as a free agent, was released and signed with OKC
- Appeared in 22 games during his rookie season with OKC and averaged 7.0 points per game



## SHAEDON SHARPE (Portland Trail Blazers)

- Drafted seventh overall by the Blazers in the 2022 NBA Draft
- Averaging 7.7 points and 2.4 rebounds in 19.8 minutes per contest



## KARL-ANTHONY TOWNS (Minnesota Timberwolves)

- NBA Rookie of the Year in 2016, three-time NBA All-Star and two-time All-NBA Third Team selection
- Has battled a calf injury for most of the season, averaging 20.8 points, 8.2 boards and 5.3 assists



## JARRED VANDERBILT (Utah Jazz)

- Selected 41st overall in 2018, entering his sixth season and first with the Jazz
- Averaging a career-best 8.5 points to go along with 7.8 rebounds and 2.7 assists per game



## JOHN WALL (LA Clippers)

- Kentucky's first No. 1 overall selection was an All-NBA Third Team selection in 2017
- Five-time NBA All-Star is averaging 11.4 points and 5.2 assists per game



## PJ WASHINGTON JR. (Charlotte Hornets)

- In his fourth season with Charlotte after being picked 12th overall in 2019
- Averaging 14.9 points, 4.6 rebounds and 2.4 assists per game



## TYTY WASHINGTON JR. (Houston Rockets)

- Taken 29th overall by the Grizzlies and traded to Houston during the 2022 NBA Draft
- Averaging 3.2 points, 1.3 rebounds and 1.3 assists in 11.8 minutes per game in his rookie season

## Player Spotlight



Bam Adebayo is having another All-Star season and is one of the early front runners for Defensive Player of the Year.

Adebayo is averaging a career-high 21.6 points, 10.0 rebounds, 3.1 assists and 1.2 steals per game for the Miami Heat.

He was the only Wildcat to start all 38 games during the 2016-17 season en route to an Elite Eight appearance and SEC Tournament title. Adebayo was an All-SEC Second Team selection after averaging 13.0 points, 8.0 rebounds and 1.5 blocks per game. Adebayo also amassed a team-high eight double-doubles.

Adebayo was drafted 14th overall by the Heat in 2017. He was an All-Star in 2020 and is a three-time NBA All-Defensive Team pick.

Scan for updated stats, news and more on each player ...



# COACH CALIPARI

A “players-first” coach with a penchant for helping people reach their dreams, John Calipari, a Naismith Memorial Basketball Hall of Famer, has guided six teams to the Final Four, led one to a national championship and helped 54 players earn selection in the NBA Draft during his 30-year college coaching career.

Calipari guided Kentucky to its eighth national championship and his first national title in 2012. In becoming only the second coach in NCAA history to lead three different schools to the Final Four, he has racked up more than 800 on-court victories, 21 NCAA Tournament on-court appearances, six Final Fours and numerous national coach of the year honors.

From UMass to Memphis and now Kentucky, Calipari’s career has been successful throughout, but his most recent run in Lexington has been the best stretch of his career. During Calipari’s first 13 seasons at UK, he has led all coaches in NCAA Tournament wins (31), Final Fours (four), Elite Eights (seven) and Sweet 16s (eight).

In 2015, Coach Cal led college basketball’s first ever 38-0 team, and became one of just three coaches to make four Final Fours in a five-year span. At the end of the season, Calipari became the 96th coach to join the Naismith Memorial Basketball Hall of Fame.

While building a program out of obscurity at UMass, laying the foundation at Memphis and restoring luster at the sport’s greatest program at Kentucky, he totaled the second-most wins in NCAA history in the first 20 years of a college coaching career.

Quite honestly, though, Calipari’s on-court success overshadows a much more significant picture.

In his goal to lead a players-first program, he has helped more than 50 young men realize their dreams and reach the NBA level with 56 players earning NBA Draft selections, including a record five first-round draft picks in 2010. Two years later, six Wildcats heard their names called at the 2012 draft, the most in the two-round draft era. UK, with Calipari’s help, would tie those six picks again in 2015, including a record-tying four lottery selections. His four No. 1 overall picks are more than any other coach, and he has had 45 players drafted during his first 13 years at Kentucky, including 34 first-round picks.

Calipari’s players have entered the league NBA-ready. His players have garnered 31 All-Star selections -- all since 2010 -- with Anthony Davis winning the game’s MVP honor in 2017. Derrick Rose was named NBA MVP in 2011. Six of his players have been tabbed All-NBA (11 times), three have been named NBA Rookie of the Year and 15 players from Calipari’s first 12 teams at Kentucky have made the NBA All-Rookie teams. He is the only coach in history to have a player win each of the NBA’s major honors: MVP, Rookie of the Year, Most Improved Player and Sixth Man of the Year.

Much like he did at UMass, where his players graduated at nearly 80%, Calipari has stressed academics. Seventeen of his last 20 seniors at Memphis earned their bachelor’s degrees, and all 23 players at UK who were eligible to graduate by the end of their senior years walked away with a diploma in hand, including five players who earned their degree in just three years. Calipari’s teams routinely have posted a combined team grade-point average of 3.0 or better.

Calipari has raised millions of dollars to help the lives of those in need in the Commonwealth and beyond. He has had a particular passion to assist those impacted by natural disasters. For instance, in 2010, he used a telethon to raise more than \$1 million for victims of the devastating earthquake in Haiti. He followed that up with telethons in 2012, raising \$1 million for victims of Superstorm Sandy, in 2017 for victims of Hurricane Harvey, played a leading role in the “Kentucky United” efforts that generated more than \$5 million for victims of devastating tornadoes in Western Kentucky in 2021, and raised nearly \$4 million with the Kentucky Flood Relief Telethon and open practice at Rupp Arena in 2022.

Calipari launched his foundation in 2012, and since then the foundation has worked with several key partners and donated more than \$1.5 million, a figure that does not include matching funds that have been contributed from individuals and corporations. In 2013, Calipari initiated hosting an annual alumni weekend around his basketball fantasy experience with the intent to raise money for charity. After generating \$350,000 for selected organizations and charities during the inaugural game, the weekend has generated millions of dollars for charity since its inception.

In 2019, when federal workers were without pay due to a government shutdown, he, his wife and his foundation assisted workers with financial help and grocery gift cards. He and his wife, Ellen, teamed up with Fayette County Public Schools to help families in need during the COVID-19 pandemic.

His latest efforts include spearheading the creation of the John McLendon Minority Leadership Initiative, a nationwide coach-driven initiative to provide minorities a jump-start to their careers through practical experiences, opportunities to build their network and instilling the values of John McLendon: integrity, education, leadership and mentorship. Participants in the initiative will be known as MLI Future Leaders.

In 2017, Coach Cal was named the head coach of the 2017 USA Basketball Men’s U19 World Cup Team, which finished third at the 2017 FIBA U19 World Cup in Cairo.

Author of five books, including the New York Times Best Seller “Players First: Coaching from the Inside Out,” Calipari is a master of communication and maximizing talent. He lives by the motto that “it’s never a matter of how far you have fallen, but instead it’s about how high you bounce back.”



## BIOGRAPHICAL INFORMATION

**Date of Birth:** Feb. 10, 1959 | **Wife:** Ellen  
**Children:** Erin, Megan, Brad

### Education

Clarion State (1982)

### Head Coaching Experience

University of Massachusetts (1989-96)

New Jersey Nets (NBA) (1997-99)

University of Memphis (2001-09)

University of Kentucky (2010-present)

## COACHING AWARDS

- 2022 Jefferson Award
- 2022 Conference USA Hall of Fame
- 2021 NABC Guardians of the Game Pillar Award - Inclusion
- NABC District 20 Coach of the Year
- USBWA District IV Coach of the Year
- 2020 SEC Coach of the Year (Coaches)
- 2019 *The Sporting News* Coach of the Decade
- 2018 Naismith Hall of Fame 'Service Above Self' Honoree
- 2018 NABC Metropolitan Award
- 2015 Naismith Memorial Basketball Hall of Fame Inductee
- 2015 AP National Coach of the Year
- 2015 Naismith National Coach of the Year
- 2015 NABC National Coach of the Year
- 2015 The Sporting News National Coach of the Year
- 2015 Adolph Rupp National Coach of the Year
- 2015 SEC Coach of the Year (AP/Coaches)
- 2015 USBWA District IV Coach of the Year
- 2012 Nell & John Wooden Coach of the Year Leadership Award
- 2012 Naismith National Coach of the Year Finalist
- 2012 SEC Coach of the Year (AP/Coaches)
- 2010 Adolph Rupp National Coach of the Year
- 2010 Naismith National Coach of the Year Finalist
- 2010 SEC Coach of the Year (AP)
- 2010 *Sporting News* SEC Coach of the Year
- 2010 Yahoo! Sports SEC Coach of the Year
- 2010 USBWA District IV Coach of the Year
- 2009 NABC National Co-Coach of the Year
- 2009 *Sports Illustrated* National Coach of the Year
- 2009 Phelan National Coach of the Year
- 2009 Iba National Coach of the Year Finalist
- 2009 C-USA Coach of the Year
- 2008 Naismith National Coach of the Year
- 2008 C-USA Coach of the Year
- 2008 Iba National Coach of the Year Finalist
- 2008 Phelan National Coach of the Year Finalist
- 2007 Phelan National Coach of the Year Finalist
- 2007 USBWA District IV Coach of the Year
- 2007 *Basketball Times* South Region Coach of the Year
- 2006 C-USA Coach of the Year
- 2004 NABC District 7 Coach of the Year
- 1996 Naismith National Coach of the Year
- 1996 NABC National Coach of the Year
- 1996 *The Sporting News* National Coach of the Year
- 1996 Atlantic 10 Coach of the Year
- 1995 Naismith National Coach of the Year Finalist
- 1994 Naismith National Coach of the Year Finalist
- 1994 Atlantic 10 Coach of the Year
- 1993 USBWA District I Coach of the Year
- 1993 Atlantic 10 Coach of the Year



# COACH CALIPARI

## NCAA DIVISION I ACTIVE WINNINGEST COACHES

(On-court by percentage - min. 10 yrs. at Division I level entering the 2022-23 season)

NO.	COACH/TEAM	YRS.	PCT.
1.	Mark Few	23	.836
2.	<b>John Calipari</b>	<b>30</b>	<b>.771</b>
3.	Bill Self	29	.769
4.	Thad Matta	17	.740
5.	Rick Pitino	34	.739

## SINCE 2005-06 ...

Since the 2005-06 season, John Calipari's on-court record ranks him as one of the winningest coaches. Totals through Jan. 31.

	COACH	RECORD
1.	Bill Self	526-112
2.	<b>John Calipari</b>	<b>517-122</b>
	Mark Few	517-96
4.	Mike Krzyzewski	481-122
5.	Tom Izzo	447-178

## MISCELLANEOUS ON-COURT RECORDS

**Overall On-Court Record:** .....825-248 (.769)  
**March/April Record:**.....167-55 (.752)  
**NCAAT Record:**.....56-20 (.737)  
**Record in Conference Games:**.....387-123 (.758)  
**Record in Conference Tournament:**.....58-14 (.806)

- Calipari owns the NCAA's most single-season wins with 38, tying his own record (Memphis in '08 and UK in '12) in 2015 with 38 wins. He owns the most single-season wins at UMass, Memphis and UK
- Calipari is the winningest coach in NCAA Division I history for a five-year span with 173 victories (2008-12)
- Calipari is the first coach in NCAA Division I history to record five straight on-court 30-win seasons. Memphis hit the 30-win plateau from 2006-09
- Calipari is one of only two coaches (Rick Pitino) to lead three different schools to a Final Four
- Calipari is one of only three coaches (John Wooden, Mike Krzyzewski) to go to four Final Fours in five seasons
- Calipari has advanced to the Sweet Sixteen in 12 of the last 16 NCAA Tournaments and the Elite Eight in 10 of the last 16
- Calipari started with a 54-0 record in Rupp Arena as head coach of the Wildcats
- Calipari has helped 43 players earn selection in the NBA Draft (32 first-round picks) over the last 12 seasons
- Calipari has more wins (327) in a 10-year period (2006-15) than any other coach in college basketball history
- Calipari is the fourth-fastest NCAA Division I men's basketball coach to reach 300 victories at a single school
- Calipari's 31 combined regular season and tournament league titles trail only Mark Few (39) of Gonzaga for the most among active coaches
- Calipari is the fourth-fastest coach to 800 on-court wins, behind Adolph Rupp, Roy Williams and Dean Smith
- Calipari has the second-most wins in school history, behind only Adolph Rupp
- Calipari's 31 NCAA Tournament wins are the most in school history. Rupp had 30

## CAL IN CONFERENCE

SEC COACHES	CONFERENCE CHAMPIONSHIPS	Tournament Championships	NCAA Tournament Appearances
Nate Oats, Alabama	4	4	5
Eric Musselman, Arkansas	3	1	5
Bruce Pearl, Auburn	8	3	20
Todd Golden, Florida	0	0	1
Mike White, Georgia	3	0	4
<b>John Calipari, Kentucky</b>	<b>16</b>	<b>15</b>	<b>21</b>
Matt McMahon, LSU	4	3	3
Dennis Gates, Missouri	2	2	1
Kermit Davis, Ole Miss	5	4	6
Chris Jans, Mississippi State	4	3	3
Lamont Paris, South Carolina	1	1	1
Rick Barnes, Tennessee	4	2	26
Buzz Williams, Texas A&M	1	0	8
Jerry Stackhouse, Vanderbilt	0	0	0
<b>TOTALS</b>	<b>55</b>	<b>38</b>	<b>104</b>

## CALIPARI VS. ALL OPPONENTS

Abilene Christian .....1-0	Fort Wayne .....1-0	Mount St. Mary's.....2-0	Southwest Texas St. ....1-0
Alabama .....19-7	Furman .....1-0	Murray State.....1-0	St. Bonaventure .....17-1
Albany.....2-0	George Mason.....1-0	Nevada .....1-0	St. John's.....1-0
Arizona .....1-1	George Washington.....8-9	New Hampshire.....5-0	St. Joseph's .....15-5
Arizona State .....2-1	Georgetown.....2-1	New Mexico.....1-0	St. Mary's.....1-0
Arkansas .....13-8	Georgia.....21-3	New Orleans.....1-0	St. Peter's .....1-0
Arkansas-Little Rock .....3-0	Georgia Tech.....2-2	NJIT.....1-0	Stanford .....3-2
Arkansas-Pine Bluff.....1-0	Gonzaga.....4-1	North Carolina .....8-4	Stephen F. Austin .....1-0
Arkansas State .....4-0	Grand Canyon .....1-0	North Carolina State.....1-0	Stony Brook .....1-0
Auburn.....13-6	Hampton.....1-0	North Dakota .....1-0	Syracuse.....3-2
Austin Peay.....6-1	Hartford.....2-0	North Florida .....2-0	TCU .....7-1
Baylor .....1-2	Harvard.....2-0	North Texas.....1-0	Temple.....13-11
Bellarmine .....1-0	High Point .....1-0	Northeastern .....3-1	Tennessee .....20-15
Belmont .....2-0	Hofstra .....1-0	Northern Kentucky .....2-0	Tennessee State.....1-0
Boise State.....1-0	Holy Cross.....4-1	Northwestern State.....1-0	Tennessee Tech.....1-0
Boston .....7-1	Houston .....17-3	Notre Dame .....2-3	Texas .....2-2
Boston College.....2-0	Howard.....2-0	Oakland .....1-0	Texas A&M.....12-3
Bradley .....1-0	Illinois .....1-1	Ohio .....1-0	Texas Tech .....1-0
Bucknell .....1-0	Illinois State .....1-0	Ohio State .....1-3	Towson State .....1-0
Buffalo .....3-0	Indiana .....3-2	Oklahoma .....5-1	Troy.....1-0
BYU .....1-0	Iowa .....0-1	Oklahoma State.....0-2	Tulane .....16-0
Cal State Northridge .....1-0	Iowa State.....2-0	Old Dominion .....2-0	Tulsa .....11-1
Canisius .....1-0	Jackson State .....2-0	Ole Miss.....18-5	UAB.....15-3
Central Conn. St.....2-0	Kansas.....5-8	Oral Roberts .....1-0	UCF .....5-0
Central Michigan.....1-0	Kansas State .....2-1	Oregon State.....1-0	UCLA .....4-5
Charlotte.....2-3	Keene State .....1-0	Pennsylvania.....3-0	UIC .....1-0
Chattanooga .....2-0	Kentucky .....2-4	Penn State .....4-4	UNC Asheville .....2-0
Christian Brothers .....2-0	La Salle .....3-0	Pepperdine .....1-0	UNC Greensboro .....2-0
Cincinnati.....6-7	Lafayette (Pa.).....1-0	Pittsburgh .....2-1	UNC Wilmington.....1-0
Cleveland State.....4-0	Lamar.....5-0	Portland .....3-0	USF .....10-1
Coastal Carolina.....1-0	LIU-Brooklyn .....1-0	Princeton .....2-0	Utah .....2-2
Colorado .....1-1	Lipscomb .....1-0	Providence .....3-1	Utah Valley .....2-0
Colorado State .....0-1	Long Beach State .....1-0	Purdue .....2-1	UTEP .....5-0
Columbia .....1-0	Louisiana Tech .....1-1	Radford .....1-0	UT Arlington .....3-0
Connecticut .....2-5	Louisville.....18-8	Rhode Island.....16-2	UT Martin .....5-0
Coppin State.....1-0	Loyola .....1-0	Rice .....4-0	Valparaiso .....1-0
Cornell .....1-0	Lowell .....2-1	Richmond .....1-1	Vanderbilt.....25-4
Dartmouth.....1-0	LSU .....15-4	Rider .....1-0	Vermont.....3-0
Davidson .....1-0	Manhattan .....2-0	Robert Morris .....2-1	Villanova .....2-0
Dayton .....1-0	Marist .....2-0	Rutgers .....11-4	Virginia .....0-1
DePaul .....4-2	Marquette .....3-1	Saint Louis .....4-3	Virginia Tech .....3-0
Detroit .....1-0	Marshall.....6-0	Saint Peter's.....0-1	VMI .....1-0
Drexel .....2-0	Maryland .....5-3	Sam Houston State .....1-0	Wake Forest.....2-1
Duke .....1-4	Massachusetts.....1-0	Samford .....3-0	Washington .....1-0
Duquesne .....13-4	Memphis .....1-0	Santa Clara .....1-0	West Virginia .....13-7
East Carolina.....7-0	Miami (Fla.) .....0-1	Savannah State.....1-0	Western Kentucky .....3-0
East Tennessee State .....4-0	Miami (Ohio) .....2-0	Seton Hall .....1-1	Wichita State .....2-0
Eastern Kentucky .....4-0	Michigan .....2-0	Siena .....4-0	Winthrop .....3-0
Eastern Michigan .....2-0	Michigan State.....3-2	SMU .....7-0	Wisconsin .....1-1
Evansville .....0-1	Middle Tennessee.....3-0	South Carolina .....16-5	Wofford .....2-0
Fairfield.....1-0	Milwaukee .....1-0	South Carolina State.....1-0	Wright State.....1-0
Fairleigh Dickinson .....1-0	Mississippi State .....17-1	Southern .....1-0	Xavier.....2-2
Florida .....22-9	Mississippi Valley St.....1-0	Southern Cal.....2-0	Yale .....2-0
Florida A&M .....1-0	Missouri.....11-5	South Connecticut.....1-0	
Florida State .....1-1	Monmouth .....2-0	Southeastern Louisiana.....3-0	
Florida Tech .....0-1	Montana State.....1-0	Southern Illinois.....1-0	
Fordham .....5-0	Morehead State.....3-0	Southern Miss .....15-4	





# INDIVIDUAL GAME RECORDS CAL ERA

## MOST POINTS\*\*

Pts.	Player vs. Opponent	Date
47	Malik Monk vs. North Carolina	12/17/16
39	De'Aaron Fox vs. UCLA	3/24/17
37	Oscar Tshiebwe vs. GEORGIA	1/17/23
37	Malik Monk vs. GEORGIA	1/31/17
35	Jamal Murray vs. FLORIDA	2/6/16
35	Terrence Jones vs. AUBURN	1/11/11
34	Kevin Knox at West Virginia	1/27/17
34	Malik Monk at Ole Miss	12/29/16
33	Malik Monk vs. FLORIDA	2/25/17
33	Jamal Murray at Vanderbilt	2/27/16
33	Jamal Murray vs. Ohio State	12/19/15
32	Doron Lamb vs. WINTHROP	12/22/10
30	Oscar Tshiebwe vs. Saint Peter's	3/17/22
30	Oscar Tshiebwe at Arkansas	2/26/22
30	Oscar Tshiebwe at Vanderbilt	1/11/22
30	Immanuel Quickley at Texas A&M	2/25/20
30	Shai Gilgeous-Alexander vs. VANDERBILT	1/30/18
30	Tyler Ulis vs. Texas A&M	3/13/16
30	Brandon Knight vs. West Virginia	3/19/11

SEC: 37, Oscar Tshiebwe vs. GEORGIA, 1/17/23  
Postseason: 39, De'Aaron Fox vs. UCLA, 3/24/17  
SEC Tourney: 30, Tyler Ulis vs. Texas A&M, 3/13/16  
NCAA Tourney: 39, De'Aaron Fox vs. UCLA, 3/24/17  
Rupp Arena: 37, Oscar Tshiebwe vs. GEORGIA, 1/17/23  
Road: 34, Kevin Knox at West Virginia, 1/27/18  
Neutral: 47, Malik Monk vs. North Carolina, 12/17/16  
Ranked Opp.: 47, Malik Monk vs. North Carolina, 12/17/16  
Freshman: 47, Malik Monk vs. North Carolina, 12/17/16  
Sophomore: 30, Immanuel Quickley at Texas A&M, 2/25/20  
Junior: 30, Oscar Tshiebwe vs. Saint Peter's, 3/17/22  
Senior: 37, Oscar Tshiebwe vs. GEORGIA, 1/17/23  
Graduate: 25, Kellan Grady vs. ALABAMA, 2/19/22  
Opener: 26, Tyrese Maxey vs. Michigan State, 11/5/19  
SEC Opener: 34, Malik Monk at Ole Miss, 12/29/16

## MOST POINTS IN AN SEC GAME

Pts.	Player vs. Opponent	Date
37	Oscar Tshiebwe vs. GEORGIA	1/17/23
37	Malik Monk vs. GEORGIA	1/31/17
35	Jamal Murray vs. FLORIDA	2/6/16
35	Terrence Jones vs. AUBURN	1/11/11
34	Malik Monk at Ole Miss	12/29/16
33	Malik Monk vs. FLORIDA	2/25/17
33	Jamal Murray at Vanderbilt	2/27/16
30	Oscar Tshiebwe at Arkansas	2/26/22
30	Oscar Tshiebwe at Vanderbilt	1/11/22
30	Immanuel Quickley at Texas A&M	2/25/20
30	Shai Gilgeous-Alexander vs. VANDERBILT	1/30/18
29	Oscar Tshiebwe vs. GEORGIA	1/8/22
29	Tyler Herrero vs. ARKANSAS	2/26/19

## MOST POINTS IN A HALF

Pts.	Player vs. Opponent	Date
30	Malik Monk <sup>1</sup> vs. FLORIDA	2/25/17
27	Malik Monk <sup>1</sup> vs. North Carolina	12/17/16
27	Jamal Murray <sup>2</sup> vs. Ohio State	12/19/15
25	Nick Richards <sup>2</sup> vs. MISSISSIPPI STATE	2/4/20
24	De'Aaron Fox <sup>2</sup> vs. UCLA	3/24/17
24	Malik Monk <sup>2</sup> at Ole Miss	12/29/16
23	Oscar Tshiebwe <sup>2</sup> vs. GEORGIA	1/17/23
23	Malik Monk <sup>2</sup> vs. GEORGIA	1/31/17
23	Julius Randle <sup>2</sup> vs. Michigan State	11/12/13
22	Oscar Tshiebwe <sup>2</sup> vs. YALE	12/10/22
22	Immanuel Quickley <sup>2</sup> vs. FLORIDA	2/22/20
22	Terrence Jones <sup>2</sup> vs. AUBURN	1/11/11
22	Eric Bledsoe <sup>2</sup> vs. MOREHEAD STATE	11/13/09

1 - First Half; 2 - Second Half

## MOST POINTS OFF THE BENCH

Pts.	Player vs. Opponent	Date
35	Terrence Jones vs. AUBURN	1/11/11
32	Doron Lamb vs. WINTHROP	12/22/10
28	PJ Washington vs. Auburn	3/31/19
27	Antonio Reeves at Ole Miss	1/31/23
27	Malik Monk vs. VANDERBILT	2/28/17
26	Tyrese Maxey vs. Michigan State	11/5/19
26	Kyle Wiltjer at Ole Miss	1/29/13
24	Shai Gilgeous-Alexander vs. LOUISVILLE	12/29/17
24	Kyle Wiltjer vs. LOYOLA	12/22/11
24	Doron Lamb at North Carolina	12/4/10

## MOST 3-POINTERS MADE

3s	Player vs. Opponent	Date
8	Immanuel Quickley at Texas A&M	2/25/20
8	Malik Monk vs. North Carolina	12/17/16
8	Jamal Murray vs. FLORIDA	2/6/16
8	Eric Bledsoe vs. ETSU	3/18/10
7	Kellan Grady vs. ALABAMA	2/19/22
7	Kellan Grady vs. HIGH POINT	12/31/21
7	Dontae Allen at Mississippi State	1/2/21
7	Wenyen Gabriel vs. Alabama	3/10/18
7	Malik Monk vs. GEORGIA	1/31/17
7	Malik Monk vs. Michigan State	11/15/16
7	Derek Willis vs. TENNESSEE	2/18/16
7	Jamal Murray vs. Ohio State	12/19/15
7	Kyle Wiltjer vs. LIPSCOMB	12/15/12
7	Kyle Wiltjer vs. LAFAYETTE	11/16/12
7	Doron Lamb vs. WINTHROP	12/22/10

## MOST FREE THROWS

Fts	Player vs. Opponent	Date
14	Olivier Sarr vs. VANDERBILT	1/5/21
14	Immanuel Quickley vs. MISSISSIPPI STATE	2/4/20
14	Tyler Ulis at Arkansas	1/21/16
13	Oscar Tshiebwe vs. GEORGIA	1/17/23
13	Nick Richards vs. MISSISSIPPI STATE	2/4/20
13	Keldon Johnson vs. TENNESSEE STATE	11/23/18
13	De'Aaron Fox vs. UCLA	3/24/17
13	Julius Randle at Ole Miss	2/18/14
13	Julius Randle vs. BELMONT	12/21/13

## MOST REBOUNDS\*\*

Rebs	Player vs. Opponent	Date
28	Oscar Tshiebwe vs. WESTERN KENTUCKY	12/22/21
24	Oscar Tshiebwe vs. GEORGIA	1/17/23
22	Oscar Tshiebwe vs. MISSISSIPPI STATE	1/25/22
20	Oscar Tshiebwe vs. MISSOURI	12/29/21
20	Oscar Tshiebwe vs. ROBERT MORRIS	11/12/21
20	Oscar Tshiebwe vs. Duke	11/9/21
19	Oscar Tshiebwe at Missouri	12/28/22
19	Oscar Tshiebwe vs. FLORIDA	2/12/22
19	Nick Richards vs. SOUTHERN ILLINOIS	11/9/18
19	Michael Kidd-Gilchrist vs. LOUISVILLE	12/31/11
18	Oscar Tshiebwe vs. Michigan State	11/15/22
18	Oscar Tshiebwe at Arkansas	2/26/22
18	PJ Washington vs. VMI	11/18/18
18	Bam Adebayo vs. Northern Kentucky	3/17/17
18	Anthony Davis vs. CHATTANOOGA	12/17/11
18	DeMarcus Cousins vs. LOUISVILLE	1/2/10
18	Patrick Patterson vs. RIDER	11/21/09
18	DeMarcus Cousins vs. SAM HOUSTON ST.	11/19/09

SEC: 24, Oscar Tshiebwe, vs. GEORGIA, 1/17/23  
Postseason: 18, Bam Adebayo, vs. Northern Kentucky, 3/17/17  
SEC Tourney: 16, Julius Randle vs. LSU, 3/14/14  
NCAA Tourney: 18, Bam Adebayo, vs. Northern Kentucky, 3/17/17  
Rupp Arena: 28, Oscar Tshiebwe, vs. WESTERN KENTUCKY, 12/22/21  
Road: 19, Oscar Tshiebwe, at Missouri, 12/28/22  
Neutral: 20, Oscar Tshiebwe vs. Duke, 11/9/21  
Ranked Opp.: 20, Oscar Tshiebwe vs. Duke, 11/9/21  
Freshman: 19, M. Kidd-Gilchrist vs. LOUISVILLE, 12/31/11  
Sophomore: 19, Nick Richards vs. SOUTHERN ILLINOIS, 11/9/18  
Junior: 28, Oscar Tshiebwe, vs. WESTERN KENTUCKY, 12/22/21  
Senior: 24, Oscar Tshiebwe, vs. GEORGIA, 1/17/23  
Graduate: 12, Nate Sestina, vs. UTAH VALLEY, 11/18/19  
Opener: 20, Oscar Tshiebwe vs. Duke, 11/9/21  
SEC Opener: 20, Oscar Tshiebwe, vs. MISSOURI, 12/29/21  
\*\*In some cases, the most recent occurrence is listed

## MOST OFFENSIVE REBOUNDS

Rebs	Player vs. Opponent	Date
12	Oscar Tshiebwe vs. Duke	11/9/21
11	Oscar Tshiebwe vs. GEORGIA	1/17/23
10	Oscar Tshiebwe vs. FLORIDA	2/12/22
10	Oscar Tshiebwe vs. ROBERT MORRIS	11/12/21
9	Oscar Tshiebwe at Missouri	12/28/22
9	Nick Richards vs. SOUTHERN ILLINOIS	11/9/18
9	Willie Cauley-Stein vs. ARKANSAS	2/27/14
9	DeMarcus Cousins vs. OLE MISS	2/2/10
9	Patrick Patterson vs. RIDER	11/21/09

## MOST DEFENSIVE REBOUNDS

Rebs	Player vs. Opponent	Date
23	Oscar Tshiebwe vs. WESTERN KENTUCKY	12/22/21
15	Oscar Tshiebwe vs. MISSISSIPPI STATE	1/25/22
15	Terrence Jones vs. Notre Dame	12/8/10
14	Keldon Johnson vs. AUBURN	2/23/19
14	DeMarcus Cousins vs. LOUISVILLE	1/2/10
13	Oscar Tshiebwe vs. GEORGIA	1/17/23
13	Oscar Tshiebwe vs. VANDERBILT	2/2/22
13	Oscar Tshiebwe vs. MISSOURI	12/29/21
13	Anthony Davis vs. LSU	3/9/12
13	Michael Kidd-Gilchrist vs. LOUISVILLE	12/31/11
13	Anthony Davis vs. CHATTANOOGA	12/17/11
13	Terrence Jones vs. Washington	11/23/10

## MOST ASSISTS\*\*

Assts.	Player vs. Opponent	Date
17	TyTy Washington Jr. vs. GEORGIA	1/8/22
16	John Wall vs. HARTFORD	12/29/09
14	Sahvir Wheeler vs. NORTH FLORIDA	11/26/21
14	Tyler Ulis vs. LSU	3/5/16
14	John Wall vs. UNC Asheville	11/30/09
12	Sahvir Wheeler vs. ROBERT MORRIS	11/21/21
12	Ashton Hagans vs. UAB	11/29/19
12	Ashton Hagans vs. Tennessee	3/16/19
12	De'Aaron Fox vs. STEPHEN F. AUSTIN	11/11/16
12	Tyler Ulis at South Carolina	2/13/16

SEC: 17, TyTy Washington Jr. vs. GEORGIA, 1/8/22  
Postseason: 12, Ashton Hagans vs. Tennessee, 3/16/19  
SEC Tourney: 12, Ashton Hagans vs. Tennessee, 3/16/19  
NCAA Tourney: 11, John Wall vs. ETSU, 3/18/10  
Rupp Arena: 17, TyTy Washington Jr. vs. GEORGIA, 1/8/22  
Road: 12, Tyler Ulis, at South Carolina, 2/13/16  
Neutral: 12, Ashton Hagans vs. Tennessee, 3/16/19  
Ranked Opp.: 12, Ashton Hagans vs. Tennessee, 3/16/19  
Freshman: 17, TyTy Washington Jr. vs. GEORGIA, 1/8/22  
Sophomore: 14, Tyler Ulis vs. LSU, 3/5/16  
Junior: 14, Sahvir Wheeler vs. NORTH FLORIDA, 11/26/21  
Senior: 11, Sahvir Wheeler vs. DUQUESNE, 11/11/22  
Graduate: 10, Julius Mays vs. LAFAYETTE, 11/16/12  
Opener: 12, De'Aaron Fox vs. STEPHEN F. AUSTIN, 11/11/16  
SEC Opener: 11, Isaiah Briscoe at Ole Miss, 12/29/16

## MOST POINTS-REBOUNDS-ASSISTS

P-R-A	Player vs. Opponent	Date
62 (37-24-1)	Oscar Tshiebwe vs. GEORGIA	1/17/23
50 (30-18-2)	Oscar Tshiebwe at Arkansas	2/26/22
49 (47-0-2)	Malik Monk vs. North Carolina	12/17/16
48 (30-16-2)	Oscar Tshiebwe vs. Saint Peter's	3/17/22
48 (27-19-2)	Oscar Tshiebwe vs. FLORIDA	2/12/22
47 (29-17-1)	Oscar Tshiebwe vs. GEORGIA	1/8/22
47 (27-17-3)	Terrence Jones vs. Notre Dame	12/8/10
46 (29-13-4)	PJ Washington vs. Seton Hall	12/8/18
46 (39-3-4)	De'Aaron Fox vs. UCLA	3/24/17
45 (29-13-3)	Terrence Jones vs. Oklahoma	11/22/10
44 (30-13-1)	Oscar Tshiebwe at Vanderbilt	1/11/22
45 (27-18-0)	DeMarcus Cousins vs. S. HOUSTON	11/19/09
44 (21-22-1)	Oscar Tshiebwe vs. MISS. STATE	1/25/22
44 (24-19-1)	M. Kidd-Gilchrist vs. LOUISVILLE	12/31/11

## MOST MINUTES WITHOUT A TURNOVER

Mins.	Player vs. Opponent	Date
44	Reid Travis vs. Auburn	3/31/19
44	Darius Miller at Arkansas	2/23/11
41	Aaron Harrison vs. LSU	2/22/14
40	Kellan Grady vs. Saint Peter's	3/17/22
40	Jacob Toppin vs. ALABAMA	2/19/22
40	Tyler Ulis vs. Duke	11/17/15
40	Aaron Harrison vs. OLE MISS	1/6/15
40	Alex Poythress vs. MISSOURI	2/23/13

## MOST BLOCKED SHOTS\*\*

Blks.	Player vs. Opponent	Date
12	Nerlens Noel at Ole Miss	1/29/13
9	Willie Cauley-Stein vs. BOISE STATE	12/10/13
9	Willie Cauley-Stein vs. Providence	12/1/13
8	Isaiah Jackson vs. Kansas	12/1/20
8	Nerlens Noel at Alabama	1/22/13
8	Anthony Davis at South Carolina	2/4/12
8	Anthony Davis vs. ST. JOHN'S	12/1/11

SEC: 12, Nerlens Noel at Ole Miss, 1/29/13  
Postseason: 7, Anthony Davis vs. Western Kentucky, 3/15/12  
SEC Tourney: 6, Anthony Davis vs. LSU, 3/11/12  
NCAA Tourney: 7, Anthony Davis vs. Western Kentucky, 3/15/12  
Rupp Arena: 9, Willie Cauley-Stein vs. BOISE STATE, 12/10/13  
Road: 12, Nerlens Noel at Ole Miss, 1/29/13  
Neutral: 8, Isaiah Jackson vs. Kansas, 12/1/20  
Ranked Opp.: 12, Nerlens Noel at Ole Miss, 1/29/13  
Freshman: 12, Nerlens Noel at Ole Miss, 1/29/13  
Sophomore: 9, Willie Cauley-Stein vs. BOISE STATE, 12/10/13  
Junior: 7, Nick Richards vs. LAMAR, 11/24/19  
Senior: 6, Josh Harrellson vs. PENN, 1/3/11  
Graduate: 3, Nate Sestina at Vanderbilt, 2/11/20  
Opener: 5, Anthony Davis vs. MARIST, 11/11/11  
SEC Opener: 7, Anthony Davis vs. SOUTH CAROLINA, 1/7/12

## MOST STEALS\*\*

Stls.	Player vs. Opponent	Date
8	Cason Wallace vs. Michigan State	11/15/22
8	Ashton Hagans vs. North Carolina	12/22/18
6	Tyler Ulis vs. OLE MISS	1/2/16
6	Willie Cauley-Stein vs. GEORGIA	1/25/14
6	Nerlens Noel vs. BAYLOR	12/1/12
6	John Wall vs. UConn	12/9/09
6	John Wall vs. UNC Asheville	11/30/09
5	Cason Wallace vs. KANSAS	1/28/23
5	Ashton Hagans vs. TEXAS A&M	1/8/19
5	Tyler Herrero vs. MONMOUTH	11/28/18
5	Tyler Herrero vs. NORTH DAKOTA	11/14/18
5	Shai Gilgeous-Alexander vs. Davidson	3/15/18
5	Malik Monk vs. UCLA	12/3/16
5	Aaron Harrison vs. ARKANSAS	2/28/15
5	Willie Cauley-Stein vs. Texas	12/5/14
5	DeAndre Liggins vs. TENNESSEE	2/8/11
5	Darius Miller at Portland	11/19/10

SEC: 6, Tyler Ulis vs. OLE MISS, 1/2/16  
Postseason: 5, Shai Gilgeous-Alexander vs. Davidson, 3/14/10  
SEC Tourney: 5, John Wall vs. Mississippi State, 3/14/10  
NCAA Tourney: 5, Shai Gilgeous-Alexander vs. Davidson, 3/14/10  
Rupp Arena: 6, Tyler Ulis vs. OLE MISS, 1/2/16  
Road: 5, Darius Miller at Portland, 11/19/10  
Neutral: 8, Cason Wallace vs. Michigan State, 11/15/22  
Ranked Opp.: 8, Ashton Hagans vs. North Carolina, 12/22/18  
Freshman: 8, Cason Wallace vs. Michigan State, 11/15/22  
Sophomore: 6, Tyler Ulis vs. OLE MISS, 1/2/16  
Junior: 5, Willie Cauley-Stein vs. TEXAS, 12/5/14  
Senior: 4, CJ Fredrick vs. SOUTH CAROLINA ST., 11/17/22  
Graduate: 3, Davion Mintz vs. ALABAMA, 2/19/22  
Opener: 4, Lance Ware vs. HOWARD, 11/7/22  
SEC Opener: 6, Tyler Ulis vs. OLE MISS, 1/2/16

\*\*In some cases, the most recent occurrence is listed



# TEAM GAME RECORDS CAL ERA

## MOST FIELD GOALS

Fgs.	Opp.	Date
46	MARIST	11/11/11
44	vs. Arizona State	11/28/16
44	AUBURN	2/21/15
42	UIC	11/26/17
42	LIU BROOKLYN	11/23/12
41	UT MARTIN	11/25/16
41	HARTFORD	12/29/09
40	GEORGIA	1/8/22
40	ROBERT MORRIS	11/12/21
40	vs. North Carolina	12/17/16
40	LAFAYETTE	11/16/12

## FEWEST FIELD GOALS

Fgs.	Opp.	Date
14	at Tennessee	3/2/19
14	at South Carolina	3/1/14
16	vs. Kansas State	3/22/18
16	ALABAMA	3/4/14
17	GEORGIA	12/31/17
17	LOUISVILLE	12/31/11
17	at Auburn	2/12/14
18	vs. LSU	3/9/12
18	vs. Vanderbilt	3/15/13
18	vs. Florida	3/16/14
18	vs. UConn	4/7/14
18	at Texas A&M	1/10/15
18	at South Carolina	1/24/15

## MOST FIELD-GOAL ATTEMPTS

Fgs.	Opp.	Date
84	vs. Arizona State	11/28/16
80	UCLA	12/3/16
78	NORTH FLORIDA	11/26/21
77	vs. Duke	11/9/21
77	at Mississippi State	1/2/21
77	ARKANSAS	1/23/10
76	ARKANSAS	2/27/14
75	MARIST	11/11/11
74	at Ole Miss	12/29/16
74	vs. North Carolina	12/17/16
74	UT MARTIN	11/25/16

## FEWEST FIELD-GOAL ATTEMPTS

Fgs.	Opp.	Date
39	at South Carolina	1/24/15
40	at Robert Morris	3/19/13
41	ALABAMA	1/31/15
41	TENNESSEE	1/31/12
42	ARKANSAS	2/26/19
42	at Missouri	2/19/19
42	vs. Kansas State	3/22/18
42	vs. Alabama	3/10/18
42	FLORIDA	2/15/14
42	vs. Providence	12/1/13
42	vs. LSU	3/9/12
42	vs. Cleveland State	11/24/09

## HIGHEST FIELD-GOAL PCT.

Pct.	Opp.	Date
.679	TENNESSEE	1/15/22
.677	LIU BROOKLYN	11/23/12
.667	UIC	11/26/17
.647	AUBURN	2/21/15
.645	LAFAYETTE	11/16/12
.643	vs. Alabama	3/10/18
.643	vs. Providence	12/1/13
.614	SOUTH CAROLINA	2/5/13
.613	MARIST	11/11/11

## LOWEST FIELD-GOAL PCT.

Pct.	Opp.	Date
.269	at South Carolina	3/1/14
.281	at Texas A&M	1/10/15
.288	at Alabama	1/7/23
.296	BAYLOR	12/1/12
.298	LOUISVILLE	12/31/11
.309	at Auburn	2/12/14
.313	at Missouri	2/3/18
.315	GEORGIA	12/31/17
.318	at Tennessee	3/2/19
.327	ALABAMA	3/4/14

## MOST FREE THROWS

Fts.	Opp.	Date
35	vs. Indiana	3/23/12
33	at South Carolina	3/1/14
32	LOUISVILLE	12/31/11
31	MISSISSIPPI STATE	2/4/20
31	UTAH VALLEY	11/18/19
31	MOREHEAD STATE	11/21/12
31	INDIANA	12/11/10

## FEWEST FREE THROWS

Fts.	Opp.	Date
1	at Vanderbilt	1/24/23
3	at Mississippi State	1/2/21
3	ETSU	11/17/17
4	HIGH POINT	12/31/21
4	NOTRE DAME	12/12/20
4	vs. UConn	4/2/11
4	VANDERBILT	1/23/16
5	at Alabama	1/7/23
5	vs. UCLA	12/17/22
5	vs. Georgia	3/9/18

## MOST FREE-THROW ATTEMPTS

Fts.	Opp.	Date
48	UNC ASHEVILLE	11/8/13
46	ILLINOIS STATE	11/30/15
44	vs. Baylor	3/25/12
44	INDIANA	12/11/10
43	at North Carolina	12/14/13
43	LOUISVILLE	12/31/11
42	at South Carolina	3/1/14

## FEWEST FREE-THROW ATTEMPTS

Fts.	Opp.	Date
2	at Vanderbilt	1/24/23
6	NOTRE DAME	12/12/20
6	VANDERBILT	1/23/16
7	GEORGIA	1/8/22
7	vs. Duke	11/9/21
8	at Alabama	1/7/23
8	HIGH POINT	12/31/21
8	vs. MT. ST. MARY'S	11/16/21
8	at Mississippi State	1/2/21

## HIGHEST FREE-THROW PCT.

Pct.	Opp.	Date
1.000	FLORIDA	2/22/20
1.000	FLORIDA	2/7/12
1.000	AUSTIN PEAY	12/19/09
.960	at Vanderbilt	2/17/20
.958	TENNESSEE	1/18/14
.955	at Florida	2/7/15
.952	TENNESSEE	1/15/22
.946	vs. Indiana	3/23/12
.941	OHIO	11/19/21
.923	at Florida	1/9/21
.923	at Mississippi State	2/25/15

min. 10 attempts

## LOWEST FREE-THROW PCT.

Pct.	Opp.	Date
.200	ETSU	11/17/17
.333	vs. UConn	4/2/11
.385	vs. UCLA	12/17/22
.391	ETSU	11/12/10
.412	vs. Wake Forest	3/20/10
.435	at Vanderbilt	2/27/16
.471	at Texas A&M	2/10/18
.471	PROVIDENCE	11/30/14
.478	at Louisville	12/29/12

min. 10 attempts

## MOST 3-POINTERS

3s.	Opp.	Date
15	GEORGIA	3/1/12
15	vs. ETSU	3/18/10
14	ARKANSAS	2/9/21
14	HARTFORD	12/29/09
13	FLORIDA A&M	12/21/22
13	SOUTH CAROLINA	3/6/21
13	TEXAS A&M	1/3/17
13	vs. Alabama	3/11/16
13	ETSU	11/12/10

## FEWEST 3-POINTERS

3s.	Opp.	Date
0	RICHMOND	11/29/20
0	vs. Davidson	3/15/18
1	at Georgia	1/20/21
1	MISSISSIPPI STATE	2/4/20
1	GEORGIA	1/21/20
1	UTAH VALLEY	11/18/19
1	at South Carolina	1/16/18
1	at Vanderbilt	1/10/17
1	TEXAS	12/5/14
1	LSU	2/22/14
1	vs. LSU	3/9/12
1	TENNESSEE	1/31/12
1	vs. Alabama	3/12/10

## MOST 3-POINT ATTEMPTS

3s.	Opp.	Date
33	CHATTANOOGA	12/17/11
33	vs. ETSU	3/18/10
33	ARKANSAS	1/23/10
32	TEXAS A&M	1/21/23
32	vs. West Virginia	3/27/10
28	vs. Mississippi State	3/11/21
28	vs. Arizona State	11/28/16
28	at Texas A&M	1/10/15
28	ALABAMA	3/4/14
28	vs. Vanderbilt	3/11/12
28	HARTFORD	12/29/09

## FEWEST 3-POINT ATTEMPTS

3s.	Opp.	Date
5	vs. Wisconsin	4/4/15
5	vs. Wisconsin	4/5/14
5	at Tennessee	1/14/12
6	vs. Davidson	3/15/18
6	FLORIDA	3/7/15
6	VANDERBILT	1/20/15
7	FLORIDA	3/10/19
7	at Missouri	1/29/15
7	PROVIDENCE	11/30/14
7	vs. Louisville	3/31/12
7	at Indiana	12/10/11

## HIGHEST 3-POINT PERCENTAGE

Pct.	Opp.	Date
.700	at Florida	3/1/16
.692	DREXEL	12/21/09
.667	vs. Alabama	3/10/18
.667	AUSTIN PEAY	12/19/09
.643	ALABAMA	2/19/22
.636	vs. Michigan	3/30/14
.625	MISSOURI	2/24/18
.625	BOSTON	11/30/10
.615	at Florida	3/7/20
.611	TENNESSEE	1/15/22

min. 10 attempts

## LOWEST 3-POINT PERCENTAGE

Pct.	Opp.	Date
.000	RICHMOND	11/29/20
.000	vs. Davidson	3/15/18
.077	at Georgia	1/20/21
.077	vs. Alabama	3/12/10
.083	UTAH VALLEY	11/18/19
.083	TEXAS	12/5/14
.091	OLE MISS	2/15/20
.091	at South Carolina	1/16/18
.091	at Tennessee	2/27/10
.100	vs. Tennessee	3/12/22
.100	MISSISSIPPI STATE	2/4/20
.100	at Missouri	2/3/18
.100	TENNESSEE	1/31/12

min. 10 attempts

## MOST REBOUNDS

Rebs.	Opp.	Date
59	vs. Arizona State	11/28/16
59	ARKANSAS	1/23/10
57	LOUISVILLE	12/31/11
56	ROBERT MORRIS	11/17/13
54	RICHMOND	11/29/20
54	EASTERN KENTUCKY	11/8/19
54	NIJT	11/14/15

## FEWEST REBOUNDS

Rebs.	Opp.	Date
21	ALABAMA	1/31/15
21	at Tennessee	2/16/13
22	vs. Wisconsin	4/4/15
23	UTAH	12/15/18
24	GEORGIA	2/3/15
24	NORTH CAROLINA	12/13/14
24	TENNESSEE	1/18/14
25	TENNESSEE	1/15/22
25	FLORIDA	2/27/21
25	vs. Ohio State	12/21/19
25	vs. Baylor	12/6/13
25	at Robert Morris	3/19/13

## MOST OFFENSIVE REBOUNDS

Rebs.	Opp.	Date
26	ARKANSAS	2/27/14
24	GRAND CANYON	11/14/14
24	vs. West Virginia	3/27/10
22	NIJT	11/14/15
22	at Auburn	2/2/14
22	ARKANSAS	1/23/10
21	vs. UCLA	12/17/22
21	RICHMOND	11/29/20
21	SOUTH CAROLINA	2/5/19
21	at West Virginia	1/27/18
21	VALPARAISO	12/7/16
21	COLUMBIA	12/10/14
21	at South Carolina	3/1/14
21	BAYLOR	12/1/12
21	at Indiana	12/12/09



# TEAM GAME RECORDS CAL ERA

## FEWEST OFFENSIVE REBOUNDS

Rebs.	Opp.	Date
1	vs. Alabama	3/10/18
3	at South Carolina	1/24/14
4	KANSAS	1/28/23
4	at Ole Miss	3/5/19
5	TENNESSEE	1/15/22
5	at Notre Dame	12/11/21
5	VANDERBILT	1/5/21
5	vs. Michigan State	11/5/19
5	GEORGIA	2/3/15
5	ALABAMA	1/31/15
5	MISSISSIPPI STATE	2/15/11
5	GEORGIA	1/29/11

## MOST DEFENSIVE REBOUNDS

Rebs.	Opp.	Date
42	EASTERN KENTUCKY	11/8/19
39	vs. Arizona State	11/28/16
39	ROBERT MORRIS	11/17/13
39	EASTERN MICHIGAN	1/2/13
38	TROY	11/20/17
38	vs. Hampton	3/19/15
38	EASTERN KENTUCKY	12/7/14
38	vs. Cleveland State	11/24/09

## FEWEST DEFENSIVE REBOUNDS

Rebs.	Opp.	Date
9	at Tennessee	2/16/13
13	NORTH CAROLINA	12/13/14
14	SOUTH CAROLINA	1/10/23
15	vs. Baylor	12/6/13
15	at Alabama	1/18/11
16	at Auburn	1/22/22
16	FLORIDA	2/27/21
16	at Florida	3/7/20
16	TENNESSEE	3/3/20
16	vs. Ohio State	12/21/19
16	UTAH	12/15/18
16	vs. Wisconsin	4/4/15
16	ALABAMA	1/31/15
16	TEXAS A&M	1/12/13
16	at Auburn	1/11/12
16	vs. UConn	11/24/10

## HIGHEST REBOUND MARGIN

Mg.	Opp.	Date
+36	OHIO	11/19/21
+31	NIJT	11/14/15
+30	NORTH DAKOTA	11/14/18
+30	GRAND CANYON	11/14/14
+29	EASTERN KENTUCKY	11/8/19
+29	SOUTHERN ILLINOIS	11/9/18
+28	NKU	11/10/13
+27	vs. Abilene Christian	3/21/19
+27	vs. Little Rock	1/3/12
+26	vs. Arizona State	11/28/16
+26	LOUISVILLE	12/31/11

## LOWEST REBOUND MARGIN

Mg.	Opp.	Date
-25	at Florida	2/4/17
-18	at Tennessee	2/16/13
-16	vs. Mississippi State	3/11/21
-16	vs. Baylor	12/6/13
-16	vs. Maryland	11/9/12
-15	TENNESSEE	1/18/14
-14	at Ole Miss	3/2/21
-14	at Auburn	2/1/20
-14	at LSU	1/5/16
-13	VANDERBILT	1/5/21

## MOST ASSISTS

Assts.	Opp.	Date
33	vs. Arizona State	11/28/16
30	HARTFORD	12/29/09
28	LIU BROOKLYN	11/23/12
28	vs. UNC Asheville	11/30/09
27	WESTERN KENTUCKY	12/22/21
25	S. CAROLINA STATE	11/17/22
25	at South Carolina	2/8/22
25	CLEVELAND STATE	11/23/16
25	AUBURN	2/21/15
25	vs. UCLA	12/20/14

## FEWEST ASSISTS

Assts.	Opp.	Date
3	LSU	2/23/22
5	RICHMOND	11/29/20
5	LSU	2/22/14
5	at Arkansas	3/2/13
6	at Louisville	12/26/20
6	EVANSVILLE	11/12/19
6	vs. Kansas State	3/22/18
6	at Florida	3/3/18
6	vs. Vanderbilt	3/15/13
6	VANDERBILT	3/1/11

## MOST TURNOVERS

TOs.	Opp.	Date
24	MOREHEAD STATE	11/13/09
23	SAM HOUSTON ST.	11/19/09
22	ETSU	11/17/17
21	vs. Georgia Tech	12/6/20
21	RICHMOND	11/29/20
21	LOUISVILLE	12/31/11
21	vs. Old Dominion	11/20/11
21	NORTH CAROLINA	12/5/09

## FEWEST TURNOVERS

TOs.	Opp.	Date
2	VANDERBILT	1/5/21
3	at Georgia	3/3/15
3	at South Carolina	2/4/12
4	ALABAMA	2/23/16
4	COLUMBIA	12/10/14
4	vs. Wisconsin	4/5/14
4	PORTLAND	11/26/11
5	FLORIDA	2/12/22
5	at Notre Dame	12/11/21
5	vs. Mississippi State	3/11/21
5	vs. Georgia	3/9/18
5	vs. Georgia	3/12/16
5	at Vanderbilt	2/27/16
5	ALABAMA	1/31/15

## MOST BLOCKS

Blks.	Opp.	Date
18	ST. JOHN'S	12/1/11
15	vs. Stony Brook	3/17/16
14	at Georgia	3/3/10
13	LAMAR	11/24/19
13	vs. UCLA	12/20/14
13	at Ole Miss	1/29/13
13	ARKANSAS	1/17/12
13	vs. Kansas	11/15/11
13	MARIST	11/11/11

## FEWEST BLOCKS

Blks.	Opp.	Date
0	at Gonzaga	11/20/22
0	FLORIDA	2/12/22
0	at Kansas	1/29/22
0	at Florida	3/7/20

## MOST STEALS

Stls.	Opp.	Date
15	LAFAYETTE	11/16/12
13	NORTH FLORIDA	11/26/21
13	OLE MISS	1/2/16
13	vs. UConn	12/9/09
12	vs. Michigan State	11/15/22
12	at Alabama	2/5/22
12	vs. North Carolina	12/22/18
12	NORTH DAKOTA	11/14/18
12	STEPHEN F. AUSTIN	11/11/16
12	BOSTON	11/24/15
12	NORTH CAROLINA	12/13/14
12	PROVIDENCE	11/30/14
12	LIPSCOMB	12/15/12
12	PORTLAND	11/26/11
12	vs. Cornell	3/25/10
12	GEORGIA	1/9/10
12	vs. UNC Asheville	11/30/09

## FEWEST STEALS

Stls.	Opp.	Date
0	at Auburn	2/1/20
0	vs. Baylor	12/6/13
1	ARKANSAS	2/9/21
1	vs. Duke	11/6/18
1	at West Virginia	1/27/18
1	vs. Michigan State	11/12/13
1	at Robert Morris	3/19/13
1	vs. West Virginia	3/19/11
1	FLORIDA	2/26/11

## MOST PERSONAL FOULS

Fls.	Opp.	Date
33	at Kansas	1/30/16
32	at South Carolina	1/16/18
31	at Arkansas	1/14/14
31	at North Carolina	12/14/13
30	vs. North Carolina	12/19/20
29	at Auburn	2/1/20
29	at Missouri	2/3/18
29	at South Carolina	3/1/14

## FEWEST PERSONAL FOULS

Fls.	Opp.	Date
5	HIGH POINT	12/31/21
7	DUQUESNE	11/11/22
7	ALABAMA	2/19/22
7	NORTH FLORIDA	11/22/21
7	HARTFORD	12/29/09
8	ROBERT MORRIS	11/12/21
8	MONTANA STATE	11/23/14
8	LAFAYETTE	11/16/12
8	vs. Florida	3/10/12
8	vs. Princeton	3/17/11
8	WINTHROP	12/22/10
8	DREXEL	12/21/09
8	vs. UNC Asheville	11/30/09

## KENTUCKY'S 100-POINT GAMES

Points (Score)	Opponent	Date
115 (115-69)	Arizona State	11/28/16
111 (111-76)	UT MARTIN	11/25/16
110 (110-75)	AUBURN	2/21/15
108 (108-58)	MARIST	11/11/11
107 (107-79)	TENNESSEE	1/15/22
107 (107-73)	UIC	11/26/17
106 (106-63)	S. CAROLINA STATE	11/17/22
105 (105-76)	UT ARLINGTON	11/19/13
104 (104-75)	LIU BROOKLYN	11/23/12
104 (104-61)	HARTFORD	12/29/09
103 (103-100)	vs. North Carolina	12/17/16
102 (102-90)	vs. Indiana	3/23/12
102 (102-92)	RIDER	11/21/09
101 (101-70)	CLEVELAND STATE	11/23/16
101 (101-49)	LAFAYETTE	11/16/12
101 (101-70)	ARKANSAS	1/23/10
100 (100-60)	ROBERT MORRIS	11/12/21
100 (100-58)	TEXAS A&M	1/3/17
100 (100-71)	ETSU	3/18/10



# GAME MARGINS IN CAL ERA

## VICTORY MARGINS

Margin (Score)	Opponent	Date
+58 (86-28)	MONTANA STATE	11/13/14
+52 (101-49)	LAFAYETTE	11/16/12
+50 (108-58)	MARIST	11/11/11
+49 (86-37)	MISSOURI	1/13/15
+48 (92-44)	UT ARLINGTON	11/25/14
+48 (88-40)	RADFORD	11/23/11
+46 (90-44)	MONMOUTH	11/28/18
+46 (115-69)	vs. Arizona State	11/28/16
+44 (92-48)	HIGH POINT	12/31/21
+44 (88-44)	DREXEL	12/21/09

## VICTORY MARGIN IN RUPP ARENA

Margin (Score)	Opponent	Date
+58 (86-28)	MONTANA STATE	11/13/14
+52 (101-49)	LAFAYETTE	11/16/12
+50 (108-58)	MARIST	11/11/11
+49 (86-37)	MISSOURI	1/13/15
+48 (92-44)	UT ARLINGTON	11/25/14
+48 (88-40)	RADFORD	11/23/11
+46 (90-44)	MONMOUTH	11/28/18
+44 (92-48)	HIGH POINT	12/31/21
+44 (88-44)	DREXEL	12/21/09
+43 (106-63)	SOUTH CAROLINA STATE	11/17/22
+43 (104-61)	HARTFORD	12/29/09

## VICTORY MARGIN IN SEC PLAY

Margin (Score)	Opponent	Date
+49 (86-37)	MISSOURI	1/13/15
+42 (100-58)	TEXAS A&M	1/3/17
+38 (82-44)	LSU	1/15/11
+35 (87-52)	at Vanderbilt	1/29/19
+35 (110-75)	AUBURN	2/21/15
+34 (82-48)	GEORGIA	2/9/16
+34 (88-54)	MISSOURI	1/27/16
+34 (77-43)	SOUTH CAROLINA	2/14/15
+34 (86-52)	at South Carolina	2/4/12
+31 (90-59)	SOUTH CAROLINA	2/19/11
+31 (101-70)	ARKANSAS	1/23/10

## VICTORY MARGIN ON THE ROAD

Margin (Score)	Opponent	Date
+35 (87-52)	at Vanderbilt	1/29/19
+34 (86-52)	at South Carolina	2/4/12
+31 (79-48)	at Portland	11/19/10
+27 (89-62)	at South Carolina	2/13/16
+26 (81-55)	at LSU	2/6/10
+24 (74-50)	at LSU	1/28/12
+23 (99-76)	at Ole Miss	12/29/16
+22 (70-48)	at Alabama	1/17/15
+22 (75-53)	at Auburn	1/19/13
+20 (69-49)	at Georgia	1/15/19

## VICTORY MARGIN AT A NEUTRAL SITE

Margin (Score)	Opponent	Date
+46 (115-69)	vs. Arizona State	11/28/16
+39 (78-39)	vs. West Virginia	3/26/15
+39 (83-44)	vs. UCLA	12/20/14
+38 (85-47)	vs. Penn State	11/19/11
+35 (79-44)	vs. Abilene Christian	3/21/19
+32 (72-40)	vs. Kansas	11/18/14
+30 (90-60)	vs. Wake Forest	3/20/10
+29 (98-69)	vs. North Carolina	12/18/21
+29 (100-71)	vs. ETSU	3/18/10
+29 (74-45)	vs. Tennessee	3/13/10
+28 (85-57)	vs. Stony Brook	3/17/16

## VICTORY MARGIN IN RUPP ARENA IN THE SEC

Margin (Score)	Opponent	Date
+49 (86-37)	MISSOURI	1/13/15
+42 (100-58)	TEXAS A&M	1/3/17
+38 (82-44)	LSU	1/15/11
+35 (110-75)	AUBURN	2/21/15
+34 (82-48)	GEORGIA	2/9/16
+34 (88-54)	MISSOURI	1/27/16
+34 (77-43)	SOUTH CAROLINA	2/14/15
+31 (90-59)	SOUTH CAROLINA	2/19/11
+31 (101-70)	ARKANSAS	1/23/10
+30 (85-55)	MISSISSIPPI STATE	2/27/13
+30 (79-49)	GEORGIA	3/1/12

## VICTORY MARGIN ON THE ROAD IN THE SEC

Margin (Score)	Opponent	Date
+35 (87-52)	at Vanderbilt	1/29/19
+34 (86-52)	at South Carolina	2/4/12
+27 (89-62)	at South Carolina	2/13/16
+26 (81-55)	at LSU	2/6/10
+24 (74-50)	at LSU	1/28/12
+23 (99-76)	at Ole Miss	12/29/16
+22 (70-48)	at Alabama	1/17/15
+22 (75-53)	at Auburn	1/19/13
+20 (69-49)	at Georgia	1/15/19
+18 (76-58)	at Florida	1/9/21
+18 (74-56)	at Mississippi State	2/25/15
+18 (66-48)	at Tennessee	2/17/15

## VICTORY MARGIN IN THE SEC TOURNAMENT

Margin (Score)	Opponent	Date
+29 (74-45)	vs. Tennessee	3/13/10
+26 (85-59)	vs. Alabama	3/11/16
+24 (91-67)	vs. Auburn	3/14/15
+23 (86-63)	vs. Alabama	3/10/18
+18 (73-55)	vs. Alabama	3/15/19
+18 (85-67)	vs. LSU	3/14/14
+17 (82-65)	vs. Arkansas	3/12/17
+16 (70-54)	vs. Florida	3/13/11
+15 (78-63)	vs. Arkansas	3/15/15
+15 (64-49)	vs. Florida	3/13/15

## VICTORY MARGIN IN THE NCAA TOURNAMENT

Margin (Score)	Opponent	Date
+39 (78-39)	vs. West Virginia	3/26/15
+35 (79-44)	vs. Abilene Christian	3/21/19
+30 (90-60)	vs. Wake Forest	3/20/10
+29 (100-71)	vs. ETSU	3/18/10
+28 (85-57)	vs. Stony Brook	3/17/16
+23 (79-56)	vs. Hampton	3/19/15
+20 (95-75)	vs. Buffalo	3/17/18
+17 (62-45)	vs. Cornell	3/25/10
+16 (87-71)	vs. Iowa State	3/17/12
+15 (81-66)	vs. Western Kentucky	3/15/12
+13 (64-51)	vs. Cincinnati	3/21/15

## LOSS MARGINS

Margin (Score)	Opponent	Date
-34 (118-84)	vs. Duke	11/6/18
-30 (85-55)	at Tennessee	2/16/13
-26 (78-52)	at Alabama	1/7/23
-22 (88-66)	at Florida	2/4/17
-20 (85-65)	ALABAMA	1/26/21
-19 (71-52)	at Tennessee	3/2/19
-19 (84-65)	at Florida	3/18/14
-18 (85-67)	at LSU	1/5/16
-17 (79-62)	vs. Georgia Tech	12/6/20
-17 (84-67)	vs. UConn	11/24/17
-17 (69-52)	at Florida	2/12/13

## LOSS MARGINS IN RUPP ARENA

Margin (Score)	Opponent	Date
-20 (85-65)	ALABAMA	1/26/21
-12 (76-64)	RICHMOND	11/29/20
-12 (83-71)	TEXAS A&M	1/12/13
-11 (82-71)	TENNESSEE	2/6/21
-10 (69-59)	FLORIDA	2/15/14
-9 (77-68)	KANSAS	1/28/23
-9 (64-55)	BAYLOR	12/1/13
-8 (81-73)	TENNESSEE	3/7/20
-6 (79-73)	KANSAS	1/28/17
-5 (97-92)	UCLA	12/3/16
-4 (71-67)	FLORIDA	2/27/21

## LOSS MARGINS IN SEC PLAY

Margin (Score)	Opponent	Date
-30 (85-55)	at Tennessee	2/16/13
-26 (78-52)	at Alabama	1/7/23
-22 (88-66)	at Florida	2/4/17
-20 (85-65)	ALABAMA	1/26/21
-19 (71-52)	at Tennessee	3/2/19
-19 (84-65)	at Florida	3/18/14
-18 (85-67)	at LSU	1/5/16
-17 (69-52)	at Florida	2/12/13
-14 (89-75)	at Missouri	12/28/22

## LOSS MARGINS ON THE ROAD

Margin (Score)	Opponent	Date
-30 (85-55)	at Tennessee	2/16/13
-26 (78-52)	at Alabama	1/7/23
-22 (88-66)	at Florida	2/4/17
-19 (71-52)	at Tennessee	3/2/19
-19 (84-65)	at Florida	3/18/14
-18 (85-67)	at LSU	1/5/16
-17 (69-52)	at Florida	2/12/13
-16 (88-72)	at Gonzaga	11/0/22
-14 (89-75)	at Missouri	12/28/22
-14 (64-50)	at Notre Dame	11/29/12
-13 (76-63)	at Tennessee	2/15/22
-13 (80-67)	at Florida	3/3/18
-13 (73-60)	at Arkansas	3/2/13

## LOSS MARGINS AT NEUTRAL SITES

Margin (Score)	Opponent	Date
-34 (118-84)	vs. Duke	11/6/18
-17 (79-62)	vs. Georgia Tech	12/6/20
-17 (84-67)	vs. UConn	11/24/17
-16 (64-48)	vs. Vanderbilt	3/15/13
-12 (75-63)	vs. North Carolina	12/19/20
-10 (63-53)	vs. UCLA	12/17/22
-9 (86-77 2OT)	vs. Michigan State	11/15/22
-8 (79-71)	vs. Duke	11/9/21
-8 (83-75)	vs. UCLA	12/23/17

## LOSS MARGINS ON THE ROAD IN THE SEC

Margin (Score)	Opponent	Date
-30 (85-55)	at Tennessee	2/16/13
-26 (78-52)	at Alabama	1/7/23
-22 (88-66)	at Florida	2/4/17
-19 (71-52)	at Tennessee	3/2/19
-19 (84-65)	at Florida	3/18/14
-18 (85-67)	at LSU	1/5/16
-17 (69-52)	at Florida	2/12/13
-14 (89-75)	at Missouri	12/28/22
-13 (76-63)	at Tennessee	2/15/22
-13 (80-67)	at Florida	3/3/18
-13 (73-60)	at Arkansas	3/2/13
-12 (74-62)	at Vanderbilt	2/27/16

## LOSS MARGINS IN RUPP ARENA IN THE SEC

Margin (Score)	Opponent	Date
-20 (85-65)	ALABAMA	1/26/21
-12 (83-71)	TEXAS A&M	1/12/13
-11 (82-71)	TENNESSEE	2/6/21
-10 (69-59)	FLORIDA	2/15/14
-8 (81-73)	TENNESSEE	3/7/20
-4 (71-67)	FLORIDA	2/27/21
-4 (71-67)	ARKANSAS	2/27/14
-3 (71-68)	SOUTH CAROLINA	1/10/23
-2 (73-71)	LSU	2/12/19
-2 (61-59)	TENNESSEE	2/6/18
-2 (66-64)	FLORIDA	1/20/18

## LOSS MARGINS IN THE SEC TOURNAMENT

Margin (Score)	Opponent	Date
-16 (64-48)	vs. Vanderbilt	3/15/13
-7 (69-62)	vs. Tennessee	3/12/22
-7 (71-64)	vs. Vanderbilt	3/11/12
-4 (82-78)	vs. Tennessee	3/16/19
-1 (74-73)	vs. Mississippi State	3/11/21
-1 (61-60)	vs. Florida	3/16/14

## LOSS MARGINS IN THE NCAA TOURNAMENT

Margin (Score)	Opponent	Date
-7 (71-64)	vs. Wisconsin	4/4/15
-7 (73-66)	vs. West Virginia	3/27/10
-6 (85-79)	vs. Saint Peter's	3/17/22
-6 (77-71)	vs. Auburn	3/31/19
-6 (73-67)	vs. Indiana	3/19/16
-6 (60-54)	vs. UConn	3/7/2014
-3 (61-58)	vs. Kansas State	3/22/18
-3 (65-62)	vs. North Carolina	3/26/17
-1 (56-55)	vs. UConn	4/2/11





# JACOB TOPPIN

Senior | Forward | 6-9 | 205 | Brooklyn, N.Y. | Univ. of Rhode Island

- Has tallied double-digit points in seven of his last nine games played, including five straight
- Scored 18 points and dished out four assists in 36 minutes at Ole Miss
- Totaled 14 points and four boards against No. 9 Kansas
- Produced his fourth double-double of the season with 12 points and 10 rebounds at Vanderbilt
- Scored 17 points in win over Texas A&M
- Logged a double-double with 11 points and a career-high-tying 11 rebounds, while also leading the team with four assists in the win over Georgia
- Went for five points, eight boards and a season-high five assists in win at No. 5 Tennessee
- Produced 21 points, three rebounds, a block and a steal in the win over LSU. Sank two clutch free-throws to seal the game for the Cats
- Poured in a career-high 24 points while grabbing seven boards in win over Louisville
  - Tabbed the Bluegrass Sports Commission MVP of the annual UK-Louisville game
- Tallied double-digit points in four straight games from Nov. 20-Dec. 4
- Scored a 20 points and added 10 rebounds in the win over North Florida
- Had 16 points at Gonzaga
- Notched first-career double-double with 15 points and a career-best 11 boards against Howard
- Averaged a team-high 15.5 points per game in its two fall exhibitions
- Averaged 16.8 points per game during the foreign tour in The Bahamas
  - Connected on 56.5% of field-goal attempts and 53.3% from long range
  - Made eight 3-pointers
  - Led the team with 27 points and five 3s against Carleton University

## 2022-23 SEASON/CAREER HIGHS\*

2022-23 SEASON/CAREER HIGHS*		
<b>Points</b>		
Season	24, LOUISVILLE (12/31/22)	
Career	24, LOUISVILLE (12/31/22)	
<b>Rebounds</b>		
Season	11, 2x, last vs. GEORGIA (1/17/23)	
Career	11, 2x, last vs. GEORGIA (1/17/23)	
<b>Field Goals</b>		
Season	10, LOUISVILLE (12/31/22)	
Career	10, LOUISVILLE (12/31/22)	
<b>Field Goals Attempted</b>		
Season	18, at Gonzaga (11/20/22)	
Career	18, at Gonzaga (11/20/22)	
<b>3-Point Field Goals</b>		
Season	1, 6x, last vs. TEXAS A&M (1/21/23)	
Career	3, ALABAMA (11/15/19)	
<b>3-Point Field Goals Attempted</b>		
Season	4, at Gonzaga (11/20/22)	
Career	4, 4x, last at Gonzaga (11/20/22)	
<b>Free Throws</b>		
Season	5, 2x, last vs. GEORGIA (1/17/23)	
Career	6, FLORIDA (2/27/21)	
<b>Free Throws Attempted</b>		
Season	8, NORTH FLORIDA (11/23/22)	
Career	8, 2x, last North Florida (11/23/22)	
<b>Assists</b>		
Season	5, at Tennessee (1/14/23)	
Career	6, WESTERN KENTUCKY (12/22/21)	
<b>Steals</b>		
Season	2, 3x, last vs. TEXAS A&M (1/21/23)	
Career	3, at Ole Miss (3/2/21)	
<b>Blocked Shots</b>		
Season	2, 3x, last at Vanderbilt (1/24/23)	
Career	4, SOUTHERN (12/7/21)	
<b>Minutes Played</b>		
Season	39, GEORGIA (1/17/23)	
Career	40, ALABAMA (2/19/22)	
<b>MISCELLANEOUS</b>		
	<b>2022-23</b>	<b>CAREER*</b>
Dunks	21	75
Double-Figure Scoring Games	13	29
Double-Figure Rebounding Games	4	4
Games With Double-Double	4	4
Games Led Team in Scoring	4	4
Games Led Team in Rebounding	3	5
Games Led Team in Assists	2	5
Games Led Team in Steals	3	6
Games Led Team in Blocks	4	13
Games With 3+ Assists	7	12
Games With 3+ Blocks	0	2
Games With 3+ Steals	0	1
Games With 3+ Three-Pointers	0	1
*includes Rhode Island statistics		

## Game-By-Game Statistics

Opponent	Date	GS	Min	FG-A	Pct.	3FG-A	Pct.	FT-A	Pct.	Off-Def-Tot	PF	Ast	TO	Blk	Stl	Pts
HOWARD	11/7	*	32	5-12	.417	1-2	.500	4-7	.571	3-8-11	2	2	0	0	2	15
DUQUESNE	11/11	*	28	4-12	.333	0-1	.000	0-0	.000	1-7-8	2	3	2	1	2	8
vs. Michigan State	11/15	*	31	3-8	.375	1-3	.333	3-4	.750	1-3-4	4	0	1	1	0	10
S. CAROLINA STATE	11/17	*	20	4-8	.500	0-2	.000	0-1	.000	3-6-9	2	2	0	1	1	8
at Gonzaga	11/20	*	36	7-18	.389	0-4	.000	2-4	.500	1-2-3	2	1	2	0	0	16
NORTH FLORIDA	11/23	*	21	7-15	.467	1-2	.500	5-8	.625	4-6-10	2	1	1	0	0	20
BELLARMINE	11/29	*	31	4-9	.444	0-2	.000	4-4	1.000	2-3-5	0	2	0	0	0	12
vs. Michigan	12/4	*	25	6-12	.500	0-1	.000	2-3	.667	2-3-5	3	1	2	0	0	14
YALE	12/10	*	31	2-6	.333	0-1	.000	0-0	.000	2-3-5	1	4	1	0	0	4
vs. UCLA	12/17	*	24	2-10	.200	0-2	.000	1-2	.500	4-3-7	2	2	3	0	1	5
FLORIDA A&M	12/21		19	1-2	.500	0-0	.000	2-3	.667	2-3-5	0	1	0	1	0	4
at Missouri	12/28		13	0-2	.000	0-1	.000	0-0	.000	0-4-4	0	1	3	0	0	0
LOUISVILLE	12/31	*	35	10-15	.667	0-1	.000	4-6	.667	3-4-7	4	2	2	0	0	24
LSU	1/3	*	32	9-13	.692	1-1	1.000	2-2	1.000	1-2-3	1	3	1	1	1	21
at Alabama	1/7	*	25	1-10	.100	1-1	1.000	0-0	.000	3-3-6	3	0	0	2	0	3
SOUTH CAROLINA	1/10			DNP - Right shoulder injury												
at Tennessee	1/14	*	33	1-5	.200	0-0	.000	3-5	.600	2-6-8	1	5	3	0	0	5
GEORGIA	1/17	*	39	3-10	.300	0-0	.000	5-6	.833	2-9-11	2	4	0	2	1	11
TEXAS A&M	1/21	*	34	7-12	.583	1-2	.500	2-4	.500	3-1-4	2	3	1	1	2	17
at Vanderbilt	1/24	*	34	6-7	.857	0-0	.000	0-0	.000	1-9-10	1	2	1	2	0	12
KANSAS	1/28	*	32	6-11	.545	0-1	.000	2-4	.500	0-4-4	4	2	1	0	0	14
at Ole Miss	1/31	*	36	7-14	.500	0-2	.000	4-4	1.000	1-2-3	2	4	2	0	0	18

## Career Statistics

Year	GP-GS	Min-Avg	FG-FGA	Pct	3FG-FGA	Pct	FT-FTA	Pct	Off-Def-Tot-Avg	PF-FO	Ast	TO	Blk	Stl	Pts	Avg
2019-20	30-3	560-18.7	55-129	.426	13-53	.245	29-45	.644	42-75-117-3.9	63-0	15	17	12	11	152	5.1
2020-21	24-2	412-17.2	44-99	.444	4-13	.308	32-41	.780	22-63-8-5-3.5	26-0	16	20	6	11	124	5.2
2021-22	29-4	516-17.8	70-126	.556	4-10	.400	35-47	.745	29-64-93-3.2	35-1	32	17	16	10	179	6.2
2022-23	21-19	609-29.0	95-211	.450	6-29	.207	45-67	.672	41-91-132-6.3	40-0	45	26	12	10	241	11.5
<b>TOTAL</b>	<b>104-28</b>	<b>2097-20.2</b>	<b>264-565</b>	<b>.467</b>	<b>27-105</b>	<b>.257</b>	<b>141-200</b>	<b>.705</b>	<b>134-293-427-4.1</b>	<b>164-1</b>	<b>108</b>	<b>80</b>	<b>46</b>	<b>42</b>	<b>696</b>	<b>6.7</b>



- Reached double-figure scoring for the fourth time in five games with 10 points at Vanderbilt. He also added a season-high five assists
- Scored 12 points in win over Texas A&M
- Poured in 13 points in a season-high 37 minutes in win at No. 5 Tennessee
- After missing the previous three games with a right hand injury, returned against South Carolina and scored 14 points, including sinking two 3s
- Sunk four 3-pointers and added a pair of assists in the win over Florida A&M
- Had a career-high four steals to go with a team-best 17 points against South Carolina State
- Went for 20 points, three rebounds and three assists against Howard
- Averaged 14.5 points on 63.6% shooting from long range in UK's two fall exhibitions
  - Made at least three 3s in both games
- Missed the 2021-22 season due to a hamstring injury
- Prior to the injury, was entering the season as the nation's leading returning in career 3-point field-goal percentage (46.6%) with a minimum of 150 attempts
- Logged 37 minutes in three games during the foreign tour in The Bahamas
  - Averaged 4.0 points per game on 50% shooting and also contributed 2.0 assists per game

2022-23 SEASON/CAREER HIGHS*		
<b>Points</b>		
Season	20, HOWARD (11/7/22)	
Career	23, at Minnesota (12/25/20)	
<b>Rebounds</b>		
Season	4, TEXAS A&M (1/21/23)	
Career	5, ORAL ROBERTS (11/15/19)	
<b>Field Goals</b>		
Season	6, 2x, last S. CAROLINA (1/10/23)	
Career	8, NORTH CAROLINA (12/8/20)	
<b>Field Goals Attempted</b>		
Season	12, TEXAS A&M (1/21/23)	
Career	12, 3x, last vs. TEXAS A&M (1/21/23)	
<b>3-Point Field Goals</b>		
Season	4, 2x, last FLORIDA A&M (12/21/22)	
Career	5, 3x, last at Minnesota (12/25/20)	
<b>3-Point Field Goals Attempted</b>		
Season	10, TEXAS A&M (1/21/23)	
Career	10, TEXAS A&M (1/21/23)	
<b>Free Throws</b>		
Season	6, HOWARD (11/7/22)	
Career	6, 3x, last vs. HOWARD (11/7/22)	
<b>Free Throws Attempted</b>		
Season	7, HOWARD (11/7/22)	
Career	8, vs. Cincinnati (12/21/19)	
<b>Assists</b>		
Season	5, at Vanderbilt (1/24/23)	
Career	6, SOUTHERN (11/27/20)	
<b>Steals</b>		
Season	4, SOUTH CAROLINA ST. (11/17/22)	
Career	4, SOUTH CAROLINA ST. (11/17/22)	
<b>Blocked Shots</b>		
Season	-	
Career	1, 9x, last vs. Grand Canyon (3/20/21)	
<b>Minutes Played</b>		
Season	37, at Tennessee (1/14/23)	
Career	39, at Minnesota (12/25/20)	
<b>MISCELLANEOUS</b>		
	<b>2022-23</b>	<b>CAREER*</b>
Dunks	0	0
Double-Figure		
Scoring Games	9	28
Double-Figure		
Rebounding Games	0	0
Games With		
Double-Double	0	0
Games Led Team		
in Scoring	1	5
Games Led Team		
in Rebounding	0	0
Games Led Team		
in Assists	1	6
Games Led Team		
in Steals	3	10
Games Led Team		
in Blocks	0	3
Games With		
3+ Assists	5	26
Games With		
3+ Blocks	0	0
Games With		
3+ Steals	1	1
Games With		
3+ Three-Pointers	5	17

\*includes Iowa statistics

## Game-By-Game Statistics

Opponent	Date	GS	Min	FG-A	Pct.	3FG-A	Pct.	FT-A	Pct.	Off-Def-Tot	PF	Ast	TO	Blk	Stl	Pts
HOWARD	11/7	*	30	6-9	.667	2-5	.400	6-7	.857	0-3-3	0	3	0	0	1	20
DUQUESNE	11/11	*	30	5-9	.556	4-7	.571	0-0	.000	0-2-2	0	3	1	0	0	14
vs. Michigan State	11/15	*	32	2-7	.286	1-6	.167	0-0	.000	0-0-0	4	0	0	0	0	5
S. CAROLINA STATE	11/17	*	20	5-11	.455	3-7	.429	4-4	1.000	1-1-2	1	3	1	0	4	17
at Gonzaga	11/20	*	36	1-9	.111	1-6	.167	0-0	.000	2-0-2	1	3	2	0	1	3
NORTH FLORIDA	11/23		11	1-2	.500	0-1	.000	0-0	.000	0-0-0	1	2	0	0	0	2
BELLARMINE	11/29		19	3-7	.429	3-7	.429	2-2	1.000	0-0-0	0	0	0	0	0	11
vs. Michigan	12/4		16	1-3	.333	1-3	.333	0-1	.000	0-0-0	1	1	0	0	0	3
YALE	12/10		9	0-2	.000	0-0	.000	0-0	.000	0-0-0	3	1	0	0	1	0
vs. UCLA	12/17		6	0-0	.000	0-0	.000	0-0	.000	0-0-0	0	0	0	0	0	0
FLORIDA A&M	12/21		25	4-7	.571	4-6	.667	0-0	.000	0-0-0	1	2	0	0	0	12
at Missouri	12/28		4	0-1	.000	0-1	.000	0-0	.000	0-0-0	1	0	0	0	0	0
LOUISVILLE	12/31															
LSU	1/3															
at Alabama	1/7															
SOUTH CAROLINA	1/10		30	6-9	.667	2-4	.500	0-0	.000	0-0-0	0	1	0	0	0	14
at Tennessee	1/14	*	37	4-11	.364	3-9	.333	2-2	1.000	0-2-2	1	1	2	0	0	13
GEORGIA	1/17	*	36	1-8	.125	1-5	.200	0-0	.000	0-1-1	3	2	0	0	0	3
TEXAS A&M	1/21	*	35	3-12	.250	2-10	.200	4-4	1.000	2-2-4	0	2	1	0	2	12
at Vanderbilt	1/24	*	28	4-8	.500	2-5	.400	0-0	.000	1-1-2	1	5	1	0	1	10
KANSAS	1/28	*	29	1-8	.125	0-5	.000	0-0	.000	0-0-0	0	2	2	0	1	2
at Ole Miss	1/31	*	20	0-2	.000	0-1	.000	0-0	.000	0-0-0	3	1	0	0	0	0

## Career Statistics

Year	GP-GS	Min-Avg	FG-FGA	Pct	3FG-FGA	Pct	FT-FTA	Pct	Off-Def-Tot-Avg	PF-FO	Ast	TO	Blk	Stl	Pts	Avg
2019-20	25-25	715-29.8	87-180	.483	47-102	.461	35-44	.795	16-32-48-1.9	43-0	69	32	5	17	256	10.2
2020-21	27-27	666-24.7	72-152	.474	36-76	.474	23-34	.676	5-24-29-1.1	25-0	52	10	4	10	203	7.5
2022-23	19-11	454-23.9	47-125	.376	29-88	.330	18-20	.900	6-12-18-0.9	21-0	32	10	0	11	141	7.4
<b>TOTAL</b>	<b>71-63</b>	<b>1836-25.9</b>	<b>206-457</b>	<b>.451</b>	<b>112-266</b>	<b>.421</b>	<b>76-98</b>	<b>.776</b>	<b>27-68-95-1.3</b>	<b>89-0</b>	<b>153</b>	<b>52</b>	<b>9</b>	<b>38</b>	<b>600</b>	<b>8.5</b>



# SAHVIR WHEELER 2

Senior | Guard | 5-9 | 180 | Houston | Univ. of Georgia

## 2022-23 SEASON/CAREER HIGHS

<b>Points</b>		
Season	16, vs. Michigan State (11/15/22)	
Career	27, at Florida (2/20/21)	
<b>Rebounds</b>		
Season	6, 2x, last LSU (1/3/23)	
Career	11, LSU (2/23/21)	
<b>Field Goals</b>		
Season	7, at Alabama (1/7/23)	
Career	12, vs. North Carolina (12/18/21)	
<b>Field Goals Attempted</b>		
Season	16, 2x, last at Alabama (1/7/23)	
Career	18, 2x, last AUBURN (1/13/21)	
<b>3-Point Field Goals</b>		
Season	3, LSU (1/3/23)	
Career	3, 3x, last LSU (1/3/23)	
<b>3-Point Field Goals Attempted</b>		
Season	6, vs. Michigan State (11/15/22)	
Career	8, at LSU (1/6/21)	
<b>Free Throws</b>		
Season	4, SOUTH CAROLINA ST. (11/17/22)	
Career	8, at Florida (2/20/21)	
<b>Free Throws Attempted</b>		
Season	6, vs. Michigan (12/4/22)	
Career	11, OLE MISS (1/30/21)	
<b>Assists</b>		
Season	11, DUQUESNE (11/11/22)	
Career	14, NORTH FLORIDA (11/26/21)	
<b>Steals</b>		
Season	2, 5x, last S. CAROLINA (1/10/23)	
Career	5, at Florida (2/20/21)	
<b>Blocked Shots</b>		
Season	1, 2x, last vs. Mich. St. (11/15/22)	
Career	1, 5x, last vs. Mich. St. (11/15/22)	
<b>Minutes Played</b>		
Season	40, 2x, last S. CAROLINA (1/10/23)	
Career	42, ALABAMA (2/8/20)	
<b>MISCELLANEOUS</b>		
	<b>2022-23</b>	<b>CAREER*</b>
Dunks	0	0
Double-Figure		
Scoring Games	9	58
Double-Figure		
Rebounding Games	0	1
Games With		
Double-Double	1	11
Games Led Team		
in Scoring	0	10
Games Led Team		
in Rebounding	0	2
Games Led Team		
in Assists	14	87
Games Led Team		
in Steals	6	28
Games Led Team		
in Blocks	0	2
Games With		
3+ Assists	17	94
Games With		
3+ Blocks	0	0
Games With		
3+ Steals	0	12
Games With		
3+ Three-Pointers	1	3
<i>*includes Georgia statistics</i>		

- Leads the SEC and is 18th nationally with 5.7 assists per game
- With 653 career assists playing in the Southeastern Conference, he ranks fifth all-time in the history books of the league. He needs 12 more to move into fourth place
- Started and fought off an ankle injury to dish out nine assists and contribute four boards in the win at Ole Miss
- Was a spark for the Cats off the bench at Vanderbilt. Dished out a game-high-tying five assists, scored four points and added a steal
- Scored in double-digits nine games
- Posted 12 points, a game-high eight assists and made two 3s in the loss at Missouri
- Topped 1,000 career points with 11 in the win over Michigan in London
- Posted 16 points, eight assists and two steals against Michigan State
- After missing the Howard game with a right-leg injury, came off the bench to register a double-double with 11 points and a game-high 11 assists
- Named to the Bob Cousy Award Preseason Watch List, the Naismith Player of the Year watch list and to the Wooden Award watch list
- Voted a preseason All-SEC First Team selection by the league's media and coaches
- 2022 Bob Cousy Award finalist
  - All-SEC Second Team selection (coaches) in 2022
- Led the SEC in assists per game with 6.9 per game, also ranked in the top 10 nationally
  - Has led the league in assists per game in each of the last two seasons
- Averaged 14.5 points and 6.0 assists per game in four outings in The Bahamas

## Game-By-Game Statistics

Opponent	Date	GS	Min	FG-A	Pct.	3FG-A	Pct.	FT-A	Pct.	Off-Def-Tot	PF	Ast	TO	Blk	Stl	Pts
HOWARD	11/7			DNP - Right leg injury												
DUQUESNE	11/11		28	4-7	.571	1-2	.500	2-2	1.000	1-5-6	1	11	2	1	2	11
vs. Michigan State	11/15		40	6-16	.375	2-6	.333	2-4	.500	0-0-0	1	8	3	1	2	16
S. CAROLINA STATE	11/17	*	26	1-3	.333	0-1	.000	4-4	1.000	0-3-3	1	10	0	0	1	6
at Gonzaga	11/20	*	17	2-6	.333	1-4	.250	2-3	.667	0-1-1	4	4	1	0	0	7
NORTH FLORIDA	11/23	*	23	2-5	.400	1-1	1.000	0-0	.000	0-1-1	3	5	1	0	0	5
BELLARMINE	11/29	*	35	2-6	.333	1-4	.250	1-2	.500	0-4-4	0	6	4	0	1	6
vs. Michigan	12/4	*	37	4-10	.400	1-2	.500	2-6	.333	0-3-3	0	7	3	0	1	11
YALE	12/10	*	34	5-14	.357	0-2	.000	0-1	.000	0-4-4	1	1	1	0	2	10
vs. UCLA	12/17	*	36	5-7	.714	1-1	1.000	0-0	.000	1-2-3	3	6	6	0	1	11
FLORIDA A&M	12/21	*	20	2-6	.333	1-2	.500	0-0	.000	0-2-2	1	5	1	0	0	5
at Missouri	12/28	*	38	5-12	.417	2-3	.667	0-0	.000	0-0-0	5	8	2	0	0	12
LOUISVILLE	12/31	*	39	2-6	.333	1-3	.333	2-2	1.000	1-0-1	3	9	4	0	2	7
LSU	1/3	*	37	4-10	.400	3-5	.600	0-1	.000	0-6-6	2	9	2	0	0	11
at Alabama	1/7	*	35	7-16	.438	0-2	.000	1-2	.500	1-1-2	4	3	1	0	1	15
SOUTH CAROLINA	1/10	*	40	5-11	.455	0-1	.000	0-3	.000	0-3-3	2	3	2	0	2	10
at Tennessee				DNP - Left shoulder injury												
GEORGIA	1/17		11	0-1	.000	0-0	.000	0-0	.000	0-1-1	1	3	2	0	1	0
TEXAS A&M	1/21		8	0-0	.000	0-0	.000	0-0	.000	0-0-0	1	2	1	0	0	0
at Vanderbilt	1/24		23	2-5	.400	0-1	.000	0-0	.000	0-1-1	3	5	2	0	1	4
KANSAS	1/28		15	1-2	.500	0-0	.000	0-0	.000	0-1-1	1	0	0	0	0	2
at Ole Miss	1/31	*	34	2-8	.250	0-0	.000	0-0	.000	0-4-4	1	9	1	0	0	4

## Career Statistics

Year	GP-GS	Min-Avg	FG-FGA	Pct	3FG-FGA	Pct	FT-FTA	Pct	Off-Def-Tot-Avg	PF-FO	Ast	TO	Blk	Stl	Pts	Avg
2019-20	31-17	848-27.4	103-218	.472	16-50	.320	58-83	.699	17-59-76-2.5	85-1	139	91	0	26	280	9.0
2020-21	26-26	903-34.7	135-338	.399	18-80	.225	76-103	.738	18-82-100-3.8	70-3	193	115	1	44	364	14.0
2021-22	30-29	934-31.1	120-272	.441	16-52	.308	46-59	.780	18-59-77-2.6	71-0	207	91	2	33	302	10.1
2022-23	20-14	574-28.7	61-151	.404	15-40	.375	16-30	.533	4-42-46-2.3	38-1	114	39	2	17	153	7.7
<b>TOTAL</b>	<b>107-86</b>	<b>3260-30.5</b>	<b>419-979</b>	<b>.428</b>	<b>65-222</b>	<b>.293</b>	<b>196-275</b>	<b>.713</b>	<b>57-242-299-2.8</b>	<b>264-5</b>	<b>653</b>	<b>336</b>	<b>5</b>	<b>120</b>	<b>1099</b>	<b>10.3</b>



# ADOU THIERO 3

Freshman | Guard | 6-6 | 200 | Leetsdale, Pa. | Quaker Valley HS

## 2022-23 SEASON/CAREER HIGHS\*

Points			
Season	6	S. CAROLINA STATE (11/17/22)	
Career	6	S. CAROLINA STATE (11/17/22)	
Rebounds			
Season	5	2x, last at Alabama (1/7/23)	
Career	5	2x, last at Alabama (1/7/23)	
Field Goals			
Season	2	S. CAROLINA STATE (11/17/22)	
Career	2	S. CAROLINA STATE (11/17/22)	
Field Goals Attempted			
Season	3	2x, last at Tennessee (13/14/23)	
Career	3	2x, last at Tennessee (13/14/23)	
3-Point Field Goals			
Season	1	2x, last at Missouri (12/28/22)	
Career	1	2x, last at Missouri (12/28/22)	
3-Point Field Goals Attempted			
Season	2	NORTH FLORIDA (11/23/22)	
Career	2	NORTH FLORIDA (11/23/22)	
Free Throws			
Season	4	2x, last at Tennessee (13/14/23)	
Career	4	2x, last at Tennessee (13/14/23)	
Free Throws Attempted			
Season	6	HOWARD (11/7/22)	
Career	6	HOWARD (11/7/22)	
Assists			
Season	1	4x, last at Alabama (1/7/23)	
Career	1	4x, last at Alabama (1/7/23)	
Steals			
Season	2	at Tennessee (1/14/23)	
Career	2	at Tennessee (1/14/23)	
Blocked Shots			
Season	2	NORTH FLORIDA (11/23/22)	
Career	2	NORTH FLORIDA (11/23/22)	
Minutes Played			
Season	18	at Alabama (1/7/23)	
Career	18	at Alabama (1/7/23)	
MISCELLANEOUS			
	2022-23	CAREER*	
Dunks	1	1	
Double-Figure Scoring Games	0	0	
Double-Figure Rebounding Games	0	0	
Games With Double-Double	0	0	
Games Led UK in Scoring	0	0	
Games Led UK in Rebounding	0	0	
Games Led UK in Assists	0	0	
Games Led UK in Steals	2	2	
Games Led UK in Blocks	1	1	
Games With 3+ Assists	0	0	
Games With 3+ Blocks	0	0	
Games With 3+ Steals	0	0	
Games With 3+ Three-Pointers	0	0	

- Tallied two points and had a block in six important minutes at Ole Miss
- Scored four points and had a pair of steals in 13 minutes in the win at No. 5 Tennessee
- Went for five boards, an assist, a block and a steal in a career-high 18 minutes at Alabama
- Chipped in with five points and three boards at Missouri
- Had five points and a pair of blocks against North Florida
- Logged six points, four boards and an assist in win over South Carolina State
- Totaled four points and five rebounds against Howard in collegiate debut
- Notched 21 points, 12 rebounds, six assists and three steals in the Blue-White Game
- Scored 6.3 points and added 3.0 rebounds in 14.3 minutes per game in four appearances in The Bahamas
- Averaged 23.3 points, 10.3 rebounds, 5.9 assists, 3.9 steals and 2.3 blocks per game and directed Quaker Valley to a 27-1 record and a 14-0 mark in league play as a senior in high school
- Finished his career with 1,624 career points which ranked as the third most in team history
- Had a 44-point performance against Hopewell which snapped the school's single-game scoring record

## Game-By-Game Statistics

Opponent	Date	GS	Min	FG-A	Pct.	3FG-A	Pct.	FT-A	Pct.	Off-Def-Tot	PF	Ast	TO	Blk	Stl	Pts
HOWARD	11/7	14		0-1	.000	0-0	.000	4-6	.667	1-4-5	0	1	1	0	0	4
DUQUESNE	11/11			DNP - Coach's decision												
vs. Michigan State	11/15			DNP - Coach's decision												
S. CAROLINA STATE	11/17	9		2-3	.667	0-0	.000	2-3	.667	1-3-4	3	1	2	0	0	6
at Gonzaga	11/20			DNP - Coach's decision												
NORTH FLORIDA	11/23	12		1-2	.500	1-2	.500	2-2	1.000	0-1-1	2	0	0	2	0	5
BELLARMINE	11/29			DNP - Coach's decision												
vs. Michigan	12/4			DNP - Coach's decision												
YALE	12/10			DNP - Coach's decision												
vs. UCLA	12/17			DNP - Coach's decision												
FLORIDA A&M	12/21	3		0-1	.000	0-1	.000	0-0	.000	1-0-1	0	0	0	0	1	0
at Missouri	12/28	17		1-1	1.000	1-1	1.000	2-3	.667	2-1-3	2	1	0	0	1	5
LOUISVILLE	12/31	7		0-0	.000	0-0	.000	0-0	.000	0-0-0	0	0	0	0	0	0
LSU	1/3			DNP - Coach's decision												
at Alabama	1/7	18		0-2	.000	0-1	.000	0-0	.000	1-4-5	2	1	1	1	1	0
SOUTH CAROLINA	1/10			DNP - Coach's decision												
at Tennessee	1/14	13		0-3	.000	0-0	.000	4-4	1.000	0-0-0	3	0	2	0	2	4
GEORGIA	1/17	3		0-0	.000	0-0	.000	0-0	.000	0-0-0	2	0	0	0	1	0
TEXAS A&M	1/21			DNP - Coach's decision												
at Vanderbilt	1/24			DNP - Coach's decision												
KANSAS	1/28			DNP - Coach's decision												
at Ole Miss	1/31	6		0-0	.000	0-0	.000	2-4	.500	0-1-1	0	1	0	1	0	2

## Career Statistics

Year	GP-GS	Min-Avg	FG-FGA	Pct	3FG-FGA	Pct	FT-FTA	Pct	Off-Def-Tot-Avg	PF-FO	Ast	TO	Blk	Stl	Pts	Avg
2022-23	10-0	102-10.2	4-13	.308	2-5	.400	16-22	.727	6-14-20-2.0	14-0	5	6	4	6	26	2.6
<b>TOTAL</b>	<b>10-0</b>	<b>102-10.2</b>	<b>4-13</b>	<b>.308</b>	<b>2-5</b>	<b>.400</b>	<b>16-22</b>	<b>.727</b>	<b>6-14-20-2.0</b>	<b>14-0</b>	<b>5</b>	<b>6</b>	<b>4</b>	<b>6</b>	<b>26</b>	<b>2.6</b>





# DAIMION COLLINS 4

Sophomore | Forward | 6-9 | 210 | Atlanta, Texas | Atlanta HS

## 2022-23 SEASON/CAREER HIGHS

Points		
Season	6, S. CAROLINA ST. (11/17/22)	
Career	14, ROBERT MORRIS (11/12/21)	
Rebounds		
Season	7, S. CAROLINA ST. (11/17/22)	
Career	8, HIGH POINT (12/31/21)	
Field Goals		
Season	2, 3x, last at Alabama (1/7/23)	
Career	7, ROBERT MORRIS (11/12/21)	
Field Goals Attempted		
Season	7, NORTH FLORIDA (11/23/22)	
Career	10, NORTH FLORIDA (11/26/21)	
3-Point Field Goals		
Season	-	
Career	-	
3-Point Field Goals Attempted		
Season	1, 2x, last vs. Michigan (12/4/22)	
Career	2, NORTH FLORIDA (11/26/21)	
Free Throws		
Season	2, 3x, last at Ole Miss (1/31/23)	
Career	6, at Alabama (2/5/22)	
Free Throws Attempted		
Season	4, vs. Michigan State (11/15/22)	
Career	6, at Alabama (2/5/22)	
Assists		
Season	1, 2x, last S. CAROLINA (1/10/23)	
Career	3, ROBERT MORRIS (11/12/21)	
Steals		
Season	1, 4x, last S. CAROLINA (1/10/23)	
Career	1, 9x, last at Alabama (1/7/23)	
Blocked Shots		
Season	3, SOUTH CAROLINA (1/10/23)	
Career	4, ROBERT MORRIS (11/12/21)	
Minutes Played		
Season	22, SOUTH CAROLINA (1/10/23)	
Career	25, NORTH FLORIDA (11/26/21)	
MISCELLANEOUS		
	2022-23	CAREER
Dunks	6	28
Double-Figure Scoring Games	0	3
Double-Figure Rebounding Games	0	0
Games With Double-Double	0	0
Games Led UK in Scoring	0	0
Games Led UK in Rebounding	0	1
Games Led UK in Assists	0	0
Games Led UK in Steals	1	1
Games Led UK in Blocks	2	9
Games With 3+ Assists	0	1
Games With 3+ Blocks	1	4
Games With 3+ Steals	0	0
Games With 3+ Three-Pointers	0	0

- Tallied four points in two minutes to help provide a spark in the first half at Ole Miss
- Missed the game at Tennessee with a left foot injury
- Scored two points, added four rebounds and a game-high three blocks in a season-high 22 minutes vs. South Carolina
- Had four points, two boards, a block and a steal in 14 minutes at Alabama
- Scored six points and added seven rebounds in the win over South Carolina State
- Made his first appearance of the season against Michigan State after missing the Howard and Duquesne games due to personal reasons
- Had 10 points, eight boards and a pair of blocks in the Blue-White Game
- Averaged 10.0 points per game on 60.7% shooting and added 5.3 rebounds in four games in The Bahamas
- Owns a 46.5-inch vertical set at the 2022 Pro Day
- Had three double-figure scoring efforts as a freshman, including a career-high 14 against Robert Morris

## Game-By-Game Statistics

Opponent	Date	GS	Min	FG-A	Pct.	3FG-A	Pct.	FT-A	Pct.	Off-Def-Tot	PF	Ast	TO	Blk	Stl	Pts
HOWARD	11/7			DNP - Personal reasons												
DUQUESNE	11/11			DNP - Personal reasons												
vs. Michigan State	11/15	18	18	0-1	.000	0-0	.000	2-4	.500	0-1-1	2	0	1	0	1	2
S. CAROLINA STATE	11/17	18	18	2-4	.500	0-0	.000	2-2	1.000	1-6-7	1	0	3	2	0	6
at Gonzaga	11/20	4	4	0-0	.000	0-0	.000	0-0	.000	0-0-0	1	0	1	0	1	0
NORTH FLORIDA	11/23	17	17	2-7	.286	0-1	.000	0-0	.000	1-4-5	4	1	1	2	0	4
BELLARMINE	11/29	9	9	0-1	.000	0-0	.000	0-0	.000	2-1-3	2	0	3	0	0	0
vs. Michigan	12/4	13	13	0-2	.000	0-1	.000	1-2	.500	0-5-5	0	0	1	0	0	1
YALE	12/10	6	6	0-1	.000	0-1	.000	0-0	.000	1-1-2	2	0	2	0	0	0
vs. UCLA	12/17			DNP - Coach's decision												
FLORIDA A&M	12/21	5	5	0-0	.000	0-0	.000	0-0	.000	0-1-1	1	0	0	0	0	0
at Missouri	12/28			DNP - Coach's decision												
LOUISVILLE	12/31	3	3	1-2	.500	0-0	.000	0-0	.000	0-0-0	0	0	0	0	0	2
LSU	1/3	8	8	1-3	.333	0-0	.000	0-0	.000	1-0-1	2	0	0	1	0	2
at Alabama	1/7	14	14	2-3	.667	0-0	.000	0-0	.000	1-1-2	1	0	1	1	1	4
SOUTH CAROLINA	1/10	*	22	1-4	.250	0-0	.000	0-1	.000	2-2-4	1	1	1	3	1	2
at Tennessee	1/14			DNP - Left foot injury												
GEORGIA	1/17			DNP - Coach's decision												
TEXAS A&M	1/21			DNP - Coach's decision												
at Vanderbilt	1/24			DNP - Coach's decision												
KANSAS	1/28			DNP - Coach's decision												
at Ole Miss	1/31	2	2	1-1	1.000	0-0	.000	2-3	.667	1-0-1	0	0	0	0	0	4

## Career Statistics

Year	GP-GS	Min-Avg	FG-FGA	Pct	3FG-FGA	Pct	FT-FTA	Pct	Off-Def-Tot-Avg	PF-FO	Ast	TO	Blk	Stl	Pts	Avg
2021-22	27-1	198-7.3	30-52	.577	0-3	.000	18-21	.857	18-37-55-2.0	33-0	4	16	20	6	78	2.9
2022-23	13-1	141-10.8	10-29	.345	0-3	.000	7-12	.583	10-22-32-2.5	17-0	2	14	9	4	27	2.1
<b>TOTAL</b>	<b>40-2</b>	<b>339-8.5</b>	<b>40-81</b>	<b>.494</b>	<b>0-6</b>	<b>.000</b>	<b>25-33</b>	<b>.758</b>	<b>28-59-87-2.2</b>	<b>50-0</b>	<b>6</b>	<b>30</b>	<b>29</b>	<b>10</b>	<b>105</b>	<b>2.6</b>



# ANTONIO REEVES 12

Senior | Guard | 6-5 | 205 | Chicago | Illinois State Univ.

## 2022-23 SEASON/CAREER HIGHS\*

<b>Points</b>		
Season	27, at Ole Miss (1/31/23)	
Career	34, VALPARAISO (2/9/22)	
<b>Rebounds</b>		
Season	6, NORTH FLORIDA (11/23/22)	
Career	10, UTSA (12/21/21)	
<b>Field Goals</b>		
Season	8, 3x, last at Ole Miss (1/31/23)	
Career	13, VALPARAISO (2/9/22)	
<b>Field Goals Attempted</b>		
Season	17, TEXAS A&M (1/21/23)	
Career	24, at Valparaiso (1/2/22)	
<b>3-Point Field Goals</b>		
Season	6, 2x, last at Ole Miss (1/31/23)	
Career	6, 3x, last at Ole Miss (1/31/23)	
<b>3-Point Field Goals Attempted</b>		
Season	12, HOWARD (11/7/22)	
Career	12, HOWARD (11/7/22)	
<b>Free Throws</b>		
Season	8, at Tennessee (1/14/23)	
Career	9, DRAKE (1/26/22)	
<b>Free Throws Attempted</b>		
Season	8, at Tennessee (1/14/23)	
Career	9, 3x, last vs. DRAKE (1/26/22)	
<b>Assists</b>		
Season	3, 3x, last KANSAS (1/28/23)	
Career	5, 2x, last vs. SOUTHERN ILLINOIS (2/5/22)	
<b>Steals</b>		
Season	2, at Ole Miss (1/31/23)	
Career	3, 5x, last vs. LOYOLA CHICAGO (2/21/22)	
<b>Blocked Shots</b>		
Season	1, 4x, last S. CAROLINA (1/10/23)	
Career	3, 2x, last vs. UNI (3/4/22)	
<b>Minutes Played</b>		
Season	31, 2x, last at Ole Miss (1/31/23)	
Career	46, at Eastern Michigan (11/12/21)	
<b>MISCELLANEOUS</b>		
	<b>2022-23</b>	<b>CAREER</b>
Dunks	2	17
Double-Figure Scoring Games	17	77
Double-Figure Rebounding Games	0	1
Games With Double-Double in Scoring	9	43
Games Led Team in Rebounding	0	6
Games Led Team in Assists	0	8
Games Led Team in Steals	0	22
Games Led Team in Blocks	1	6
Games With 3+ Assists	3	17
Games With 3+ Blocks	0	1
Games With 3+ Steals	0	5
Games With 3+ Three-Pointers	10	31

\*includes Illinois State statistics

- Tallied double-digit points in 17 games, including each of the last eight
- Has four 20-plus-point performances off of the bench, the most in John Calipari's tenure
- Put together his best performance of the season with 27 points, six 3-pointers and a season-high two steals in the win at Ole Miss
- Scored 10 points and dished out a season-high-tying three assists against No. 9 Kansas
- Poured in a game-high 23 points, including five 3-pointers, in win against Texas A&M
- Scored a team-high 18 points, connecting on all eight free throws in win at No. 5 Tennessee
- Scored a game-high 20 points while pulling down four boards at Alabama
- Had 11 points, including three first-half 3-pointers in the win over Michigan
- Led the team with 18 points in the win against Bellarmine
- Scored a team-high-tying 20 points and added a season-best six boards in the win over North Florida
- Led the team in scoring in each of the first two games. Had 22 against Howard, including going 6 of 12 from deep. He charted 18 points with four 3s against Duquesne
  - The six made 3s in the opener were the most ever for a UK player in a debut
- Named to the preseason watch list for the Jerry West Award
- Was the MVP of the Big Blue Bahamas foreign tour this summer
  - Averaged a team-best 17.0 points per game on 52.4% shooting from the field
  - Sunk 14 3-pointers (3.5 per game) and connected at a 51.9% rate
- Scored more than 1,000 career points at Illinois State
- Ranked in the top 20 nationally in scoring (20.1 ppg) as a junior at Illinois State
- Earned All-MVC honors and All-District 16 Team accolades

## Game-By-Game Statistics

Opponent	Date	GS	Min	FG-A	Pct.	3FG-A	Pct.	FT-A	Pct.	Off-Def-Tot	PF	Ast	TO	Blk	Stl	Pts
HOWARD	11/7		25	8-16	.500	6-12	.500	0-1	.000	0-1-1	1	2	3	0	0	22
DUQUESNE	11/11		28	5-9	.556	4-6	.667	4-5	.800	0-3-3	0	0	2	1	1	18
vs. Michigan State	11/15		23	1-7	.143	1-3	.333	2-2	1.000	0-1-1	1	1	1	0	0	5
S. CAROLINA STATE	11/17		20	3-9	.333	3-7	.429	2-2	1.000	0-1-1	2	3	0	0	0	11
at Gonzaga	11/20		24	4-13	.308	2-7	.286	0-1	.000	2-0-2	1	1	0	0	1	10
NORTH FLORIDA	11/23	*	29	7-12	.583	4-8	.500	2-2	1.000	2-4-6	1	1	2	0	0	20
BELLARMINE	11/29	*	24	7-15	.467	3-6	.500	1-1	1.000	2-3-5	2	2	0	1	0	18
vs. Michigan	12/4	*	26	4-9	.444	3-4	.750	0-0	.000	1-3-4	2	2	3	0	0	11
YALE	12/10	*	31	3-7	.429	1-3	.333	3-4	.750	0-2-2	2	3	1	0	1	10
vs. UCLA	12/17	*	22	2-13	.154	2-8	.250	0-1	.000	0-0-0	1	1	2	0	1	6
FLORIDA A&M	12/21		25	4-11	.364	2-7	.286	0-0	.000	0-2-2	1	1	0	0	0	10
at Missouri	12/28		15	3-6	.500	0-3	.000	2-3	.667	0-0-0	2	1	2	0	0	8
LOUISVILLE	12/31		16	1-4	.250	0-2	.000	3-4	.750	0-1-1	1	0	0	1	0	5
LSU	1/3		14	0-1	.000	0-1	.000	2-2	1.000	0-0-0	1	0	1	0	0	2
at Alabama	1/7		21	7-13	.538	4-7	.571	2-4	.500	2-2-4	1	0	1	0	0	20
SOUTH CAROLINA	1/10		28	6-13	.462	1-5	.200	0-0	.000	1-1-2	3	0	0	1	0	13
at Tennessee	1/14		30	4-10	.400	2-6	.333	8-8	1.000	0-4-4	3	1	4	0	0	18
GEORGIA	1/17		26	4-11	.364	1-5	.200	2-2	1.000	0-1-1	4	2	1	0	1	11
TEXAS A&M	1/21		29	8-17	.471	5-11	.455	2-2	1.000	0-1-1	0	1	1	0	1	23
at Vanderbilt	1/24		28	7-14	.500	2-5	.400	0-0	.000	0-2-3	2	1	2	0	0	16
KANSAS	1/28		30	3-9	.333	0-3	.00	4-4	1.000	0-2-2	2	3	1	0	0	10
at Ole Miss	1/31		31	8-12	.667	6-7	.857	5-5	1.000	0-3-3	1	1	4	0	2	27

## Career Statistics

Year	GP-GS	Min-Avg	FG-FGA	Pct	3FG-FGA	Pct	FT-FTA	Pct	Off-Def-Tot-Avg	PF-FO	Ast	TO	Blk	Stl	Pts	Avg
2019-20	31-3	693-22.4	81-211	.384	33-105	.314	27-41	.659	15-61-76-2.5	38-0	22	30	2	20	222	7.2
2020-21	25-24	751-30.0	110-259	.425	33-108	.306	58-76	.763	19-63-82-3.3	36-0	36	45	6	9	311	12.4
2021-22	33-33	1151-34.9	237-505	.469	76-195	.390	112-137	.818	19-98-117-3.5	59-2	60	77	15	36	662	20.1
2022-23	22-5	543-24.7	99-231	.429	52-126	.413	44-53	.830	11-37-48-2.2	34-0	27	31	4	8	294	13.4
<b>TOTAL</b>	<b>111-65</b>	<b>3138-28.3</b>	<b>527-1206</b>	<b>.437</b>	<b>194-534</b>	<b>.363</b>	<b>241-307</b>	<b>.785</b>	<b>64-259-323-2.9</b>	<b>167-2</b>	<b>145</b>	<b>183</b>	<b>27</b>	<b>73</b>	<b>1489</b>	<b>13.4</b>





# BRENNAN CANADA 14

Senior | Forward | 6-6 | 205 | Mount Sterling, Ky. | George Rogers Clark HS

- Drained first-career 3-pointer in win over South Carolina State
- Hauled in a rebound in two minutes of action against Howard
- Scored five points in seven minutes against Kentucky State
- Put on scholarship in January
- Graduated with a degree in communication and is now pursuing a graduate certificate in sport, fitness and recreation management
- Inducted into UK's Frank G. Ham Society of Character which honors student-athletes who have shown an extraordinary commitment to academic excellence, athletic participation, personal development, career preparation and serving as a role model
- Played in a career-high nine games and scored in three contests as a junior
- Student Athletic Advisory Committee member

2022-23 SEASON/CAREER HIGHS		
<b>Points</b>		
Season	3, S. CAROLINA ST. (11/17/22)	
Career	3, S. CAROLINA ST. (11/17/22)	
<b>Rebounds</b>		
Season	1, HOWARD (11/7/22)	
Career	1, 2x, last HOWARD (11/7/22)	
<b>Field Goals</b>		
Season	1, S. CAROLINA ST. (11/17/22)	
Career	1, 4x, last S. CAROLINA ST. (11/17/22)	
<b>Field Goals Attempted</b>		
Season	1, 3x, last NORTH FLORIDA (11/23/22)	
Career	2, WESTERN KENTUCKY (12/22/21)	
<b>3-Point Field Goals</b>		
Season	1, S. CAROLINA ST. (11/17/22)	
Career	1, S. CAROLINA ST. (11/17/22)	
<b>3-Point Field Goals Attempted</b>		
Season	1, 3x, last N. FLORIDA (11/23/22)	
Career	1, 3x, last N. FLORIDA (11/23/22)	
<b>Free Throws</b>		
Season	-	
Career	-	
<b>Free Throws Attempted</b>		
Season	-	
Career	-	
<b>Assists</b>		
Season	-	
Career	1, UALBANY (11/22/21)	
<b>Steals</b>		
Season	-	
Career	1, SOUTH CAROLINA (3/6/21)	
<b>Blocked Shots</b>		
Season	-	
Career	1, TENNESSEE (1/15/22)	
<b>Minutes Played</b>		
Season	2, 3x, last NORTH FLORIDA (11/23/22)	
Career	3, HIGH POINT (12/31/21)	
<b>MISCELLANEOUS</b>		
	<b>2022-23</b>	<b>CAREER</b>
Dunks	0	0
Double-Figure		
Scoring Games	0	0
Double-Figure		
Rebounding Games	0	0
Games With		
Double-Double	0	0
Games Led UK		
in Scoring	0	0
Games Led UK		
in Rebounding	0	0
Games Led UK		
in Assists	0	0
Games Led UK		
in Steals	0	0
Games Led UK		
in Blocks	0	1
Games With		
3+ Assists	0	0
Games With		
3+ Blocks	0	0
Games With		
3+ Steals	0	0
Games With		
3+ Three-Pointers	0	0

## Game-By-Game Statistics

Opponent	Date	GS	Min	FG-A	Pct.	3FG-A	Pct.	FT-A	Pct.	Off-Def-Tot	PF	Ast	TO	Blk	Stl	Pts
HOWARD	11/7		2	0-1	.000	0-1	.000	0-0	.000	0-1-1	0	0	0	0	0	0
DUQUESNE	11/11			DNP - Illness												
vs. Michigan State	11/15			DNP - Coach's decision												
S. CAROLINA STATE	11/17	2	1-1	1.000	1-1	1.000	0-0	.000	0-0-0	0	0	0	0	0	0	3
at Gonzaga	11/20			DNP - Coach's decision												
NORTH FLORIDA	11/23	2	0-1	.000	0-1	.000	0-0	.000	0-0-0	1	0	1	0	0	0	0
BELLARMINE	11/29			DNP - Coach's decision												
vs. Michigan	12/4			DNP - Coach's decision												
YALE	12/10			DNP - Coach's decision												
vs. UCLA	12/17			DNP - Coach's decision												
FLORIDA A&M	12/21			DNP - Coach's decision												
at Missouri	12/28			DNP - Coach's decision												
LOUISVILLE	12/31			DNP - Coach's decision												
LSU	1/3			DNP - Coach's decision												
at Alabama	1/7			DNP - Coach's decision												
SOUTH CAROLINA	1/10			DNP - Coach's decision												
at Tennessee	1/14			DNP - Coach's decision												
GEORGIA	1/17			DNP - Coach's decision												
TEXAS A&M	1/21			DNP - Coach's decision												
at Vanderbilt	1/24			DNP - Coach's decision												
KANSAS	1/28			DNP - Coach's decision												
at Ole Miss	1/31			DNP - Coach's decision												

## Career Statistics

Year	GP-GS	Min-Avg	FG-FGA	Pct	3FG-FGA	Pct	FT-FTA	Pct	Off-Def-Tot-Avg	PF-FO	Ast	TO	Blk	Stl	Pts	Avg
2019-20	4-0	3-0.8	0-0	.000	0-0	.000	0-0	.000	0-0-0-0.0	0-0	0	1	0	0	0	0.0
2020-21	2-0	3-1.5	0-0	.000	0-0	.000	0-0	.000	0-0-0-0.0	0-0	0	2	0	1	0	0.0
2021-22	9-0	13-1.4	3-4	.750	0-1	.000	0-0	.000	1-0-1-0.1	0-0	1	0	1	0	6	0.7
2022-23	3-0	6-2.0	1-3	.333	1-3	.333	0-0	.000	0-1-1-0.3	0-0	0	0	0	0	3	1.0
<b>TOTAL</b>	<b>18-0</b>	<b>24-1.3</b>	<b>4-7</b>	<b>.571</b>	<b>1-4</b>	<b>.250</b>	<b>0-0</b>	<b>.000</b>	<b>1-1-2-0.1</b>	<b>0-0</b>	<b>1</b>	<b>3</b>	<b>1</b>	<b>1</b>	<b>9</b>	<b>0.5</b>



# WALKER HORN 21

Freshman | Guard | 6-4 | 200 | Austin, Texas | Westlake HS

- Snatched a rebound and had an assist in the win over South Carolina State
- Played two minutes against Howard in first collegiate appearance
- Son of Darrin Horn, the current head men's basketball coach at Northern Kentucky University
- State semifinalist at Westlake as a senior and the team had a 38-2 record
- Averaged 9.3 points, 5.2 assists and 2.4 rebounds as a senior
- Graduated cum laude and was a recipient of a Kentucky Provost Academic Scholarship

2022-23 SEASON/CAREER HIGHS*		
<b>Points</b>		
Season	-	
Career	-	
<b>Rebounds</b>		
Season	1, S. CAROLINA ST. (11/17/22)	
Career	1, S. CAROLINA ST. (11/17/22)	
<b>Field Goals</b>		
Season	-	
Career	-	
<b>Field Goals Attempted</b>		
Season	1, NORTH FLORIDA (11/23/22)	
Career	1, NORTH FLORIDA (11/23/22)	
<b>3-Point Field Goals</b>		
Season	-	
Career	-	
<b>3-Point Field Goals Attempted</b>		
Season	1, NORTH FLORIDA (11/23/22)	
Career	1, NORTH FLORIDA (11/23/22)	
<b>Free Throws</b>		
Season	-	
Career	-	
<b>Free Throws Attempted</b>		
Season	-	
Career	-	
<b>Assists</b>		
Season	1, S. CAROLINA ST. (11/17/22)	
Career	1, S. CAROLINA ST. (11/17/22)	
<b>Steals</b>		
Season	-	
Career	-	
<b>Blocked Shots</b>		
Season	-	
Career	-	
<b>Minutes Played</b>		
Season	2, 3x, last N. FLORIDA (11/23/22)	
Career	2, 3x, last N. FLORIDA (11/23/22)	
<b>MISCELLANEOUS</b>		
	<b>2022-23</b>	<b>CAREER*</b>
Dunks	0	0
Double-Figure		
Scoring Games	0	0
Double-Figure		
Rebounding Games	0	0
Games With		
Double-Double	0	0
Games Led UK		
in Scoring	0	0
Games Led UK		
in Rebounding	0	0
Games Led UK		
in Assists	0	0
Games Led UK		
in Steals	0	0
Games Led UK		
in Blocks	0	0
Games With		
3+ Assists	0	0
Games With		
3+ Blocks	0	0
Games With		
3+ Steals	0	0
Games With		
3+ Three-Pointers	0	0

## Game-By-Game Statistics

Opponent	Date	GS	Min	FG-A	Pct.	3FG-A	Pct.	FT-A	Pct.	Off-Def-Tot	PF	Ast	TO	Blk	Stl	Pts
HOWARD	11/7	2		0-0	.000	0-0	.000	0-0	.000	0-0-0	0	0	1	0	0	0
DUQUESNE	11/11			DNP - Coach's decision												
vs. Michigan State	11/15			DNP - Coach's decision												
S. CAROLINA STATE	11/17	2		0-0	.000	0-0	.000	0-0	.000	0-1-1	0	1	1	0	0	0
at Gonzaga	11/20			DNP - Coach's decision												
NORTH FLORIDA	11/23	2		0-1	.000	0-1	.000	0-0	.000	0-0-0	1	0	1	0	0	0
BELLARMINE	11/29			DNP - Coach's decision												
vs. Michigan	12/4			DNP - Coach's decision												
YALE	12/10			DNP - Coach's decision												
vs. UCLA	12/17			DNP - Coach's decision												
FLORIDA A&M	12/21			DNP - Coach's decision												
at Missouri	12/28			DNP - Coach's decision												
LOUISVILLE	12/31			DNP - Coach's decision												
LSU	1/3			DNP - Coach's decision												
at Alabama	1/7			DNP - Coach's decision												
SOUTH CAROLINA	1/10			DNP - Coach's decision												
at Tennessee	1/14			DNP - Coach's decision												
GEORGIA	1/17			DNP - Coach's decision												
TEXAS A&M	1/21			DNP - Coach's decision												
at Vanderbilt	1/24			DNP - Coach's decision												
KANSAS	1/28			DNP - Coach's decision												
at Ole Miss	1/31			DNP - Coach's decision												

## Career Statistics

Year	GP-GS	Min-Avg	FG-FGA	Pct	3FG-FGA	Pct	FT-FTA	Pct	Off-Def-Tot-Avg	PF-FO	Ast	TO	Blk	Stl	Pts	Avg
2022-23	3-0	6-2.0	0-1	.000	0-1	.000	0-0	.000	0-1-1-0.3	1-0	1	3	0	0	0	0.0
<b>TOTAL</b>	<b>3-0</b>	<b>6-2.0</b>	<b>0-1</b>	<b>.000</b>	<b>0-1</b>	<b>.000</b>	<b>0-0</b>	<b>.000</b>	<b>0-1-1-0.3</b>	<b>1-0</b>	<b>1</b>	<b>3</b>	<b>0</b>	<b>0</b>	<b>0</b>	<b>0.0</b>



# CASON WALLACE 22

Freshman | Guard | 6-4 | 193 | Dallas | Richardson HS

## 2022-23 SEASON/CAREER HIGHS\*

<b>Points</b>		
Season	27, FLORIDA A&M (12/21/22)	
Career	27, FLORIDA A&M (12/21/22)	
<b>Rebounds</b>		
Season	8, 2x, last vs. Michigan (12/4/22)	
Career	8, 2x, last vs. Michigan (12/4/22)	
<b>Field Goals</b>		
Season	10, FLORIDA A&M (12/21/22)	
Career	10, FLORIDA A&M (12/21/22)	
<b>Field Goals Attempted</b>		
Season	16, at Missouri (12/28/22)	
Career	16, at Missouri (12/28/22)	
<b>3-Point Field Goals</b>		
Season	5, 2x, last at Missouri (12/28/22)	
Career	5, 2x, last at Missouri (12/28/22)	
<b>3-Point Field Goals Attempted</b>		
Season	13, at Missouri (12/28/22)	
Career	13, at Missouri (12/28/22)	
<b>Free Throws</b>		
Season	4, KANSAS (1/28/23)	
Career	34, KANSAS (1/28/23)	
<b>Free Throws Attempted</b>		
Season	5, 2x, last KANSAS (1/28/23)	
Career	5, 2x, last KANSAS (1/28/23)	
<b>Assists</b>		
Season	9, 2x, last FLORIDA A&M (12/21/22)	
Career	9, 2x, last FLORIDA A&M (12/21/22)	
<b>Steals</b>		
Season	8, vs. Michigan State (11/15/22)	
Career	8, vs. Michigan State (11/15/22)	
<b>Blocked Shots</b>		
Season	2, TEXAS A&M (1/21/23)	
Career	2, TEXAS A&M (1/21/23)	
<b>Minutes Played</b>		
Season	44, vs. Michigan State (11/15/22)	
Career	44, vs. Michigan State (11/15/22)	
<b>MISCELLANEOUS</b>		
	<b>2022-23</b>	<b>CAREER*</b>
Dunks	8	8
Double-Figure Scoring Games	13	13
Double-Figure Rebounding Games	0	0
Games With Double-Double	0	0
Games Led UK in Scoring	2	2
Games Led UK in Rebounding	0	0
Games Led UK in Assists	7	7
Games Led UK in Steals	13	13
Games Led UK in Blocks	3	3
Games With 3+ Assists	13	13
Games With 3+ Blocks	0	0
Games With 3+ Steals	4	4
Games With 3+ Three-Pointers	3	3

- Ranks among the league leaders in assist-to-turnover ratio (8th), assists per game (7th) and steals per game (6th)
- Named SEC Freshman of the Week on Jan. 30 after averaging 12.0 points, 5.5 boards, 3.0 assists and 2.5 steals for the week as the Wildcats split games at Vanderbilt and at home against No. 9 Kansas.
- Went for 14 points, six rebounds, five assists and five steals against No. 9 Kansas
- Posted 17 points, an assist, a block and a steal in the win over Georgia
- Went for 17 points and five boards in win against Louisville
- Garnered SEC Freshman of the Week honors Dec. 27 after posting a career-high 27 points to go along with a career-high-tying nine assists, four steals and two boards against Florida A&M
- Had 16 points with five 3-pointers and a pair of steals at Missouri
- Named MVP of the London Showcase after charting a team-high 14 points, eight rebounds, five assists, a block and a steal. He also was a perfect 4 of 4 from behind the arc, including draining the game-clinching 3-pointer with 70 seconds to play
- Went for 14 points and four steals at Gonzaga
- Tied a UK single-game record with eight steals against Michigan State. Also added 14 points, five boards and five assists, while playing a team-high 44 minutes
- Flirted with a triple-double against Howard, going for 15 points, eight boards and a game-high nine assists
  - Only freshman in school history to have 15-9-8 in collegiate debut
- Named to the preseason watch list for the Jerry West Award and the Wooden Award preseason watch list
- Five-star prospect who was ranked as high as No. 7 overall by Rivals
- Averaged 19.9 points, 7.4 boards and 6.1 assists per game as a senior at Richardson
  - Named the 2022 Texas Gatorade Player of the Year
- Was a McDonald's All-American and also participated in the Jordan Brand Classic

## Game-By-Game Statistics

Opponent	Date	GS	Min	FG-A	Pct.	3FG-A	Pct.	FT-A	Pct.	Off-Def-Tot	PF	Ast	TO	Blk	Stl	Pts
HOWARD	11/7	*	35	7-11	.636	1-2	.500	0-0	.000	2-6-8	4	9	2	0	2	15
DUQUESNE	11/11	*	27	3-6	.500	1-1	1.000	1-2	.500	2-1-3	1	4	4	1	2	8
vs. Michigan State	11/15	*	44	5-10	.500	2-5	.400	2-4	.500	2-3-5	3	5	3	1	8	14
S. CAROLINA STATE	11/17	*	24	5-7	.714	2-4	.500	0-0	.000	1-1-2	0	3	2	0	1	12
at Gonzaga	11/20	*	35	5-9	.556	2-3	.667	2-2	1.000	0-2-2	4	2	3	0	4	14
NORTH FLORIDA	11/23	*	25	3-8	.375	2-6	.333	0-0	.000	0-1-1	1	6	0	0	1	8
BELLARMINE	11/29	*	30	1-5	.200	0-3	.000	1-2	.500	1-3-4	2	3	1	0	2	3
vs. Michigan	12/4	*	36	5-8	.625	4-4	1.000	0-2	.000	4-4-8	2	5	2	1	1	14
YALE	12/10	*	35	2-4	.500	2-3	.667	2-2	1.000	3-2-5	2	2	1	0	1	8
vs. UCLA	12/17	*	33	2-13	.154	1-7	.143	2-3	.667	1-2-3	3	0	2	0	2	7
FLORIDA A&M	12/21	*	32	10-15	.667	5-6	.833	2-5	.400	1-1-2	3	9	2	0	4	27
at Missouri	12/28	*	32	7-16	.438	5-13	.385	0-0	.000	0-0-0	4	1	1	1	2	19
LOUISVILLE	12/31	*	37	6-8	.750	2-4	.500	3-4	.750	0-5-5	3	2	0	0	2	17
LSU	1/3	*	40	6-13	.462	2-7	.286	0-0	.000	0-3-3	1	4	1	0	0	14
at Alabama	1/7	*	23	1-13	.077	0-6	.000	0-0	.000	1-4-5	3	3	1	0	1	2
SOUTH CAROLINA	1/10	*	8	2-3	.667	0-0	.000	0-0	.000	0-0-0	1	1	0	0	0	4
at Tennessee	1/14	*	22	0-3	.000	0-1	.000	0-0	.000	0-3-3	4	6	5	0	2	0
GEORGIA	1/17	*	28	7-11	.636	2-4	.500	1-2	.500	0-2-2	4	1	1	1	1	17
TEXAS A&M	1/21	*	36	4-13	.308	1-7	.143	2-2	1.000	4-0-4	3	4	5	2	1	11
at Vanderbilt	1/24	*	32	4-8	.500	2-5	.400	0-0	.000	0-5-5	3	1	0	0	1	10
KANSAS	1/28	*	37	4-7	.571	2-3	.667	4-5	.800	0-6-6	3	5	2	1	5	14
at Ole Miss	1/31															

at Ole Miss 1/31 DNP - Lower extremity precautionary reasons

## Career Statistics

Year	GP-GS	Min-Avg	FG-FGA	Pct	3FG-FGA	Pct	FT-FTA	Pct	Off-Def-Tot-Avg	PF-FO	Ast	TO	Blk	Stl	Pts	Avg
2022-23	21-21	653-31.1	89-191	.466	38-94	.404	22-35	.629	22-54-76-3.6	54-0	76	38	8	43	238	11.3
<b>TOTAL</b>	<b>21-21</b>	<b>653-31.1</b>	<b>89-191</b>	<b>.466</b>	<b>38-94</b>	<b>.404</b>	<b>22-35</b>	<b>.629</b>	<b>22-54-76-3.6</b>	<b>54-0</b>	<b>76</b>	<b>38</b>	<b>8</b>	<b>43</b>	<b>238</b>	<b>11.3</b>



# CHRIS LIVINGSTON 24

Freshman | Forward | 6-6 | 220 | Akron, Ohio | Oak Hill Acad.

## 2022-23 SEASON/CAREER HIGHS\*

<b>Points</b>		
Season	14, vs. UCLA (12/17/22)	
Career	14, vs. UCLA (12/17/22)	
<b>Rebounds</b>		
Season	7, 2x, last at Ole Miss (1/31/23)	
Career	7, 2x, last at Ole Miss (1/31/23)	
<b>Field Goals</b>		
Season	5, vs. UCLA (12/17/22)	
Career	5, vs. UCLA (12/17/22)	
<b>Field Goals Attempted</b>		
Season	8, vs. UCLA (12/17/22)	
Career	8, vs. UCLA (12/17/22)	
<b>3-Point Field Goals</b>		
Season	2, 2x, last TEXAS A&M (1/21/23)	
Career	2, 2x, last TEXAS A&M (1/21/23)	
<b>3-Point Field Goals Attempted</b>		
Season	4, LSU (1/3/23)	
Career	4, LSU (1/3/23)	
<b>Free Throws</b>		
Season	7, NORTH FLORIDA (11/23/22)	
Career	7, NORTH FLORIDA (11/23/22)	
<b>Free Throws Attempted</b>		
Season	7, NORTH FLORIDA (11/23/22)	
Career	7, NORTH FLORIDA (11/23/22)	
<b>Assists</b>		
Season	2, 3x, last GEORGIA (1/17/23)	
Career	2, 3x, last GEORGIA (1/17/23)	
<b>Steals</b>		
Season	2, NORTH FLORIDA (11/23/22)	
Career	2, NORTH FLORIDA (11/23/22)	
<b>Blocked Shots</b>		
Season	1, 6x, last KANSAS (1/28/23)	
Career	1, 6x, last KANSAS (1/28/23)	
<b>Minutes Played</b>		
Season	31, at Ole Miss (1/31/23)	
Career	31, at Ole Miss (1/31/23)	
<b>MISCELLANEOUS</b>		
	<b>2022-23</b>	<b>CAREER*</b>
Dunks	4	4
Double-Figure Scoring Games	2	2
Double-Figure Rebounding Games	0	0
Games With Double-Double	0	0
Games Led UK in Scoring	1	1
Games Led UK in Rebounding	0	0
Games Led UK in Assists	0	0
Games Led UK in Steals	0	0
Games Led UK in Blocks	2	2
Games With 3+ Assists	0	0
Games With 3+ Blocks	0	0
Games With 3+ Steals	0	0
Games With 3+ Three-Pointers	0	0

- Tallied six points, while hauling in a season-high-tying seven rebounds and playing in a season-high 31 minutes at Ole Miss
- Scored eight points on 4-of-5 shooting against No. 9 Kansas
- Had six points, four boards, a block and a steal in 18 minutes in win over No. 5 Tennessee
- Led the Cats with a career-best 14 points, including a pair of 3-pointers, against UCLA
- Had 13 points and four boards in the win over South Carolina State
- Went for nine points and five rebounds against Howard in collegiate debut
- Named to the preseason watch list for the Julius Erving Award
- Logged averages of 9.8 points, 5.8 rebounds and 2.0 assists per game during UK's foreign tour this summer
  - With 23 total rebounds, he trailed only Oscar Tshiebwe for the week
- Five-star prospect who was ranked as high as No. 10 overall by Rivals
- Averaged 18.2 points, 9.1 rebounds, 3.9 assists and 1.9 steals per game during his senior season at Oak Hill
  - Named the 2022 Virginia Gatorade Player of the Year and 2021 Ohio Gatorade Player of the Year
- Tabbed a McDonald's All-American and also participated in the Jordan Brand Classic
- Named MVP of the 2019 FIBA Americans U16 Championship after leading Team USA to a gold medal while averaging 14.8 points and 8.0 rebounds

## Game-By-Game Statistics

Opponent	Date	GS	Min	FG-A	Pct.	3FG-A	Pct.	FT-A	Pct.	Off-Def-Tot	PF	Ast	TO	Blk	Stl	Pts
HOWARD	11/7	*	19	4-6	.667	1-2	.500	0-0	.000	1-3-4	3	0	1	0	1	9
DUQUESNE	11/11	*	19	2-7	.286	1-2	.500	0-0	.000	1-6-7	0	0	1	0	1	5
vs. Michigan State	11/15	*	12	0-3	.000	0-2	.000	1-2	.500	0-3-3	0	0	1	0	0	1
S. CAROLINA STATE	11/17		17	4-6	.667	1-2	.500	4-4	1.000	1-3-4	1	0	0	1	0	13
at Gonzaga	11/20		8	0-1	.000	0-1	.000	0-0	.000	0-2-2	1	0	0	0	0	0
NORTH FLORIDA	11/23		16	1-2	.500	0-1	.000	7-7	1.000	0-0-0	1	1	0	0	2	9
BELLARMINE	11/29		12	0-0	.000	0-0	.000	0-0	.000	1-4-5	1	1	1	0	1	0
vs. Michigan	12/4		7	1-3	.333	0-0	.000	0-0	.000	0-1-1	1	0	1	0	0	2
YALE	12/10		14	3-5	.600	1-1	1.000	0-0	.000	0-0-0	0	2	1	0	0	7
vs. UCLA	12/17		25	5-8	.625	2-3	.667	2-3	.667	2-2-4	4	0	3	1	0	14
FLORIDA A&M	12/21	*	15	3-4	.750	1-1	1.000	1-2	.500	0-2-2	1	0	0	0	0	8
at Missouri	12/28	*	11	1-5	.200	0-1	.000	0-0	.000	0-4-4	1	0	2	0	0	2
LOUISVILLE	12/31	*	21	2-6	.333	1-3	.333	0-0	.000	1-2-3	1	2	0	0	1	5
LSU	1/3	*	29	1-5	.200	1-4	.250	2-2	1.000	0-1-1	1	1	0	0	0	5
at Alabama	1/7	*	23	2-6	.333	0-3	.000	0-0	.000	2-1-3	1	0	1	0	0	4
SOUTH CAROLINA	1/10	*	14	1-3	.333	0-0	.000	0-0	.000	1-2-3	2	0	1	1	0	2
at Tennessee	1/14	*	18	2-5	.400	0-0	.000	2-2	1.000	1-3-4	2	0	1	1	1	6
GEORGIA	1/17	*	16	1-4	.250	0-1	.000	2-2	1.000	0-1-1	0	2	1	1	1	4
TEXAS A&M	1/21	*	13	2-6	.333	2-2	1.000	0-0	.000	1-1-2	2	0	1	0	0	6
at Vanderbilt	1/24	*	15	1-3	.333	0-0	.000	0-0	.000	2-0-2	1	1	1	0	0	2
KANSAS	1/28	*	17	4-5	.800	0-1	.000	0-0	.000	0-2-2	1	0	1	1	0	8
at Ole Miss	1/31	*	31	3-5	.600	0-1	.000	0-0	.000	3-4-7	5	1	0	0	0	6

## Career Statistics

Year	GP-GS	Min-Avg	FG-FGA	Pct	3FG-FGA	Pct	FT-FTA	Pct	Off-Def-Tot-Avg	PF-FO	Ast	TO	Blk	Stl	Pts	Avg
2022-23	22-15	372-16.9	43-98	.439	11-31	.355	21-24	.875	17-47-64-2.9	30-1	11	18	6	8	118	5.4
<b>TOTAL</b>	<b>22-15</b>	<b>372-16.9</b>	<b>43-98</b>	<b>.439</b>	<b>11-31</b>	<b>.355</b>	<b>21-24</b>	<b>.875</b>	<b>17-47-64-2.9</b>	<b>30-1</b>	<b>11</b>	<b>18</b>	<b>6</b>	<b>8</b>	<b>118</b>	<b>5.4</b>



# KAREEM WATKINS 25

Junior | Guard | 5-8 | 175 | Camden, N.J. | Kingsway Regional HS

- Had an assist in the win over North Florida
- Logged two minutes of action in the Howard and South Carolina State wins
- Saw action in a career-high nine games in 2021-22
- Has appeared in 10 career games in a two-year career with the Wildcats
- Charted a pair of assists during UK's foreign tour in The Bahamas

## 2022-23 SEASON/CAREER HIGHS

<b>Points</b>		
Season	-	
Career	-	
<b>Rebounds</b>		
Season	-	
Career	1, 3x, last CENTRAL MICH. (11/29/21)	
<b>Field Goals</b>		
Season	-	
Career	-	
<b>Field Goals Attempted</b>		
Season	-	
Career	1, CENTRAL MICHIGAN (11/29/21)	
<b>3-Point Field Goals</b>		
Season	-	
Career	-	
<b>3-Point Field Goals Attempted</b>		
Season	-	
Career	-	
<b>Free Throws</b>		
Season	-	
Career	-	
<b>Free Throws Attempted</b>		
Season	-	
Career	-	
<b>Assists</b>		
Season	1, NORTH FLORIDA (11/23/22)	
Career	1, 3x, last N. FLORIDA (11/23/22)	
<b>Steals</b>		
Season	-	
Career	1, 2x, last HIGH POINT (12/31/21)	
<b>Blocked Shots</b>		
Season	-	
Career	-	
<b>Minutes Played</b>		
Season	2, 3x, last N. FLORIDA (11/23/22)	
Career	3, HIGH POINT (12/31/21)	
<b>MISCELLANEOUS</b>		
	<b>2022-23</b>	<b>CAREER</b>
Dunks	0	0
Double-Figure		
Scoring Games	0	0
Double-Figure		
Rebounding Games	0	0
Games With		
Double-Double	0	0
Games Led UK		
in Scoring	0	0
Games Led UK		
in Rebounding	0	0
Games Led UK		
in Assists	0	0
Games Led UK		
in Steals	0	0
Games Led UK		
in Blocks	0	0
Games With		
3+ Assists	0	0
Games With		
3+ Blocks	0	0
Games With		
3+ Steals	0	0
Games With		
3+ Three-Pointers	0	0

## Game-By-Game Statistics

Opponent	Date	GS	Min	FG-A	Pct.	3FG-A	Pct.	FT-A	Pct.	Off-Def-Tot	PF	Ast	TO	Blk	Stl	Pts
HOWARD	11/7		2	0-0	.000	0-0	.000	0-0	.000	0-0-0	0	0	0	0	0	0
DUQUESNE	11/11			DNP - Coach's decision												
vs. Michigan State	11/15			DNP - Coach's decision												
S. CAROLINA STATE	11/17		2	0-0	.000	0-0	.000	0-0	.000	0-0-0	0	0	1	0	0	0
at Gonzaga	11/20			DNP - Coach's decision												
NORTH FLORIDA	11/23		2	0-0	.000	0-0	.000	0-0	.000	0-0-0	0	1	0	0	0	0
BELLARMINE	11/29			DNP - Coach's decision												
vs. Michigan	12/4			DNP - Coach's decision												
YALE	12/10			DNP - Coach's decision												
vs. UCLA	12/17			DNP - Coach's decision												
FLORIDA A&M	12/21			DNP - Coach's decision												
at Missouri	12/28			DNP - Coach's decision												
LOUISVILLE	12/31			DNP - Coach's decision												
LSU	1/3			DNP - Coach's decision												
at Alabama	1/7			DNP - Coach's decision												
SOUTH CAROLINA	1/10			DNP - Coach's decision												
at Tennessee	1/14			DNP - Coach's decision												
GEORGIA	1/17			DNP - Coach's decision												
TEXAS A&M	1/21			DNP - Coach's decision												
at Vanderbilt	1/24			DNP - Coach's decision												
KANSAS	1/28			DNP - Coach's decision												
at Ole Miss	1/31			DNP - Coach's decision												

## Career Statistics

Year	GP-GS	Min-Avg	FG-FGA	Pct	3FG-FGA	Pct	FT-FTA	Pct	Off-Def-Tot-Avg	PF-FO	Ast	TO	Blk	Stl	Pts	Avg
2020-21	1-0	2-2.0	0-0	.000	0-0	.000	0-0	.000	0-0-0-0.0	0-0	0	0	0	0	0	0.0
2021-22	9-0	13-1.4	0-1	.000	0-0	.000	0-0	.000	1-2-3-0.3	2-0	2	3	0	2	0	0.0
2022-23	3-0	6-2.0	0-0	.000	0-0	.000	0-0	.000	0-0-0-0.0	0-0	1	1	0	0	0	0.0
<b>TOTAL</b>	<b>13-0</b>	<b>20-1.6</b>	<b>0-1</b>	<b>.000</b>	<b>0-0</b>	<b>.000</b>	<b>0-0</b>	<b>.000</b>	<b>1-2-3-0.2</b>	<b>2-0</b>	<b>3</b>	<b>4</b>	<b>0</b>	<b>2</b>	<b>0</b>	<b>0.0</b>





# UGONNA ONYENSO 33

Freshman | Forward | 6-11 | 225 | Owerri, Imo State, Nigeria | Putnam Science Acad.

## 2022-23 SEASON/CAREER HIGHS\*

<b>Points</b>		
Season	9, DUQUESNE (11/11/22)	
Career	9, DUQUESNE (11/11/22)	
<b>Rebounds</b>		
Season	10, 2x, last N. FLORIDA (11/23/22)	
Career	10, 2x, last N. FLORIDA (11/23/22)	
<b>Field Goals</b>		
Season	4, DUQUESNE (11/11/22)	
Career	4, DUQUESNE (11/11/22)	
<b>Field Goals Attempted</b>		
Season	7, 2x, last N. FLORIDA (11/23/22)	
Career	7, 2x, last N. FLORIDA (11/23/22)	
<b>3-Point Field Goals</b>		
Season	-	
Career	-	
<b>3-Point Field Goals Attempted</b>		
Season	-	
Career	-	
<b>Free Throws</b>		
Season	2, vs. Michigan (12/4/22)	
Career	2, vs. Michigan (12/4/22)	
<b>Free Throws Attempted</b>		
Season	2, 3x, last vs. Michigan (12/4/22)	
Career	2, 3x, last vs. Michigan (12/4/22)	
<b>Assists</b>		
Season	1, 2x, last DUQUESNE (11/11/22)	
Career	1, 2x, last DUQUESNE (11/11/22)	
<b>Steals</b>		
Season	1, 2x, last N. FLORIDA (11/23/22)	
Career	1, 2x, last N. FLORIDA (11/23/22)	
<b>Blocked Shots</b>		
Season	4, HOWARD (11/7/22)	
Career	4, HOWARD (11/7/22)	
<b>Minutes Played</b>		
Season	20, HOWARD (11/7/22)	
Career	20, HOWARD (11/7/22)	
<b>MISCELLANEOUS</b>		
	<b>2022-23</b>	<b>CAREER*</b>
Dunks	4	4
Double-Figure Scoring Games	0	0
Double-Figure Rebounding Games	2	2
Games With Double-Double	0	0
Games Led UK in Scoring	0	0
Games Led UK in Rebounding	1	1
Games Led UK in Assists	0	0
Games Led UK in Steals	0	0
Games Led UK in Blocks	4	4
Games With 3+ Assists	0	0
Games With 3+ Blocks	4	4
Games With 3+ Steals	0	0
Games With 3+ Three-Pointers	0	0

- Chipped in with seven points, 10 boards and a team-high three rejections in a win over North Florida
- Posted six points and three blocks in the win over South Carolina State
- Had a game-high 10 rebounds and added nine points and three blocks in win over Duquesne
- Blocked a game-high four shots to go along with six points and four rebounds in 20 minutes off the bench against Howard
- Had nine total blocks in UK's two fall exhibitions
- Reclassified to the 2022 class and ranked as a top-25 prospect in the 2023 class by all of the major scouting services
- Joined Putnam in January and the squad was a perfect 20-0 with Onyenso on the roster, including winning a national championship
- Averaged 11.4 points, 9.0 rebounds and 5.7 blocks per game as a junior and also shot 64.4% from the floor and had five games with at least 10 blocked shots
- In February of 2020, he became one of the youngest players ever to make the senior men's Nigerian National Team
  - Scored 10 points on 5-of-8 shooting and had four rebounds and two blocks in 16 minutes in a 96-69 win over Uganda

## Game-By-Game Statistics

Opponent	Date	GS	Min	FG-A	Pct.	3FG-A	Pct.	FT-A	Pct.	Off-Def-Tot	PF	Ast	TO	Blk	Stl	Pts
HOWARD	11/7	20	3-4	.750	0-0	.000	0-1	.000	1-3-4	0	1	0	4	0	6	
DUQUESNE	11/11	19	4-7	.571	0-0	.000	1-2	.500	4-6-10	1	1	0	3	0	9	
vs. Michigan State	11/15	1	0-0	.000	0-0	.000	0-0	.000	0-0-0	1	0	0	0	0	0	
S. CAROLINA STATE	11/17	13	3-4	.750	0-0	.000	0-0	.000	1-3-4	1	0	1	3	1	6	
at Gonzaga	11/20	1	0-0	.000	0-0	.000	0-0	.000	0-0-0	0	0	0	0	0	0	
NORTH FLORIDA	11/23	18	3-7	.429	0-0	.000	1-2	.500	3-7-10	3	0	0	3	1	7	
BELLARMINE	11/29		DNP - Coach's decision													
vs. Michigan	12/4	8	1-1	1.000	0-0	.000	2-2	1.000	1-1-2	1	0	0	2	0	4	
YALE	12/10	2	1-1	1.000	0-0	.000	0-0	.000	1-0-1	0	0	0	0	0	2	
vs. UCLA	12/17	1	0-0	.000	0-0	.000	0-0	.000	0-0-0	0	0	0	0	0	0	
FLORIDA A&M	12/21	9	2-3	.667	0-0	.000	0-0	.000	4-1-5	0	0	2	0	0	4	
at Missouri	12/28		DNP - Coach's decision													
LOUISVILLE	12/31	2	0-0	.000	0-0	.000	0-0	.000	0-0-0	0	0	0	0	0	0	
LSU	1/3		DNP - Coach's decision													
at Alabama	1/7	12	0-2	.000	0-0	.000	0-0	.000	1-3-4	1	0	1	1	0	0	
SOUTH CAROLINA	1/10		DNP - Coach's decision													
at Tennessee	1/14	1	0-1	.000	0-0	.000	0-0	.000	2-0-2	0	0	0	0	0	0	
GEORGIA	1/17	1	1-1	1.000	0-0	.000	0-0	.000	0-0-0	0	0	0	0	0	2	
TEXAS A&M	1/21	1	0-1	.000	0-0	.000	0-0	.000	0-0-0	0	0	0	0	0	0	
at Vanderbilt	1/24		DNP - Coach's decision													
KANSAS	1/28		DNP - Coach's decision													
at Ole Miss	1/31		DNP - Coach's decision													

## Career Statistics

Year	GP-GS	Min-Avg	FG-FGA	Pct	3FG-FGA	Pct	FT-FTA	Pct	Off-Def-Tot-Avg	PF-FO	Ast	TO	Blk	Stl	Pts	Avg
2022-23	15-0	108-7.2	18-32	.563	0-0	.000	4-7	.571	18-24-42-2.8	8-0	2	4	16	2	40	2.7
<b>TOTAL</b>	<b>15-0</b>	<b>108-7.2</b>	<b>18-32</b>	<b>.563</b>	<b>0-0</b>	<b>.000</b>	<b>4-7</b>	<b>.571</b>	<b>18-24-42-2.8</b>	<b>8-0</b>	<b>2</b>	<b>4</b>	<b>16</b>	<b>2</b>	<b>40</b>	<b>2.7</b>



# OSCAR TSHIEBWE 34

Senior | Forward | 6-9 | 260 | Lubumbashi, D.R. of the Congo | West Virginia Univ.

## 2021-22 SEASON/CAREER HIGHS\*

<b>Points</b>		
Season	37, GEORGIA (1/17/23)	
Career	37, GEORGIA (1/17/23)	
<b>Rebounds</b>		
Season	24, GEORGIA (1/17/23)	
Career	28, WESTERN KENTUCKY (12/22/21)	
<b>Field Goals</b>		
Season	13, YALE (12/10/22)	
Career	13, 3x, last YALE (12/10/22)	
<b>Field Goals Attempted</b>		
Season	20, GEORGIA (1/17/23)	
Career	21, at Arkansas (2/26/22)	
<b>3-Point Field Goals</b>		
Season	-	
Career	-	
<b>3-Point Field Goals Attempted</b>		
Season	1, at Ole Miss (1/31/23)	
Career	1, at Ole Miss (1/31/23)	
<b>Free Throws</b>		
Season	13, GEORGIA (1/17/23)	
Career	13, GEORGIA (1/17/23)	
<b>Free Throws Attempted</b>		
Season	18, GEORGIA (1/17/23)	
Career	18, GEORGIA (1/17/23)	
<b>Assists</b>		
Season	5, NORTH FLORIDA (11/23/22)	
Career	5, NORTH FLORIDA (11/23/22)	
<b>Steals</b>		
Season	3, 4x, last at Ole Miss (1/31/23)	
Career	4, 3x, last at Alabama (2/5/22)	
<b>Blocked Shots</b>		
Season	4, vs. Michigan State (11/15/22)	
Career	5, vs. Vanderbilt (3/11/22)	
<b>Minutes Played</b>		
Season	40, 3x, last S. CAROLINA (1/10/23)	
Career	43, vs. Saint Peter's (3/17/22)	
<b>MISCELLANEOUS</b>		
	<b>2022-23</b>	<b>CAREER</b>
Dunks	25	106
Double-Figure Scoring Games	15	69
Double-Figure Rebounding Games	16	63
Games With Double-Double	13	53
Games Led UK in Scoring	8	34
Games Led UK in Rebounding	19	72
Games Led UK in Assists	0	1
Games Led UK in Steals	12	49
Games Led UK in Blocks	6	38
Games With 3+ Assists	2	6
Games With 3+ Blocks	3	15
Games With 3+ Steals	4	17
Games With 3+ Three-Pointers	0	0
<i>*includes West Virginia statistics</i>		

- Produced a historic performance against Georgia with 37 points and 24 rebounds, en route to SEC Player of the Week honors:
  - First UK player with a 35-point, 20-rebound game since Mike Phillips (Feb. 2, 1976)
  - Per ESPN, the 24 rebounds are the most in a 35-point scoring game for any collegiate player in the last 25 years
  - It tied Malik Monk (Jan. 31, 2017) for the most points in an SEC game by a UK player under John Calipari and were the most points for any player since De'Aaron Fox (March 24, 2017) had 39 points vs. UCLA in the NCAA Tournament
  - It marked the sixth 20-or-more rebound game of his career at Kentucky. All UK players combined have totaled five 20-rebound games since the 1973-74 season
- First in the country with 13.6 rebounds per game
- Averaging 17.0 points, 14.6 rebounds and 1.6 steals per game in league play. He's also shooting 56.5% from the field and has seven double-doubles
- Went for a team-high 18 points and nine boards to go along with four assists against No. 9 Kansas
- Totaled 15 points and 13 rebounds in win at No. 5 Tennessee
- Had 23 points and 19 rebounds at Missouri
- With the 19 boards at Mizzou, he became a 1,000-point and 1,000-rebound collegiate performer
- Went for 28 points while pulling down 12 boards against Yale
- Had 16 points, 15 boards, five assists, three steals and two blocks in win over North Florida
- Went for a team-high 20 points and game-high 15 rebounds in first start of the year at Gonzaga
- Played 34 minutes in his debut against Michigan State and led the team with 22 points, 18 rebounds and four blocked shots
- Missed both exhibition games and UK's first two regular-season games while recovering from a minor knee procedure in mid-October
- Reigning consensus National Player of the Year who led the Wildcats with 17.4 points per game and a nation-leading 15.1 rebounds per outing as a junior
- Set a UK single-season record with 28 double-doubles in 2021-22
- Became just the third player in program history to have 500 or more rebounds in a single season and the first to achieve the feat since 1951-52

## Game-By-Game Statistics

Opponent	Date	GS	Min	FG-A	Pct.	3FG-A	Pct.	FT-A	Pct.	Off-Def-Tot	PF	Ast	TO	Blk	Stl	Pts
HOWARD	11/7			DNP - Right leg injury												
DUQUESNE	11/11			DNP - Right leg injury												
vs. Michigan State	11/15		34	9-17	.529	0-0	.000	4-4	1.000	6-12-18	5	2	5	4	0	22
S. CAROLINA STATE	11/17		14	3-6	.500	0-0	.000	0-2	.000	4-3-7	1	1	1	0	1	6
at Gonzaga	11/20	*	29	7-12	.583	0-0	.000	6-6	1.000	6-9-15	4	0	2	0	2	20
NORTH FLORIDA	11/23	*	22	8-11	.727	0-0	.000	0-0	.000	7-8-15	0	5	1	2	3	16
BELLARMINE	11/29	*	32	4-9	.444	0-0	.000	0-0	.000	4-8-12	2	1	1	3	2	8
vs. Michigan	12/4	*	31	5-10	.500	0-0	.000	3-4	.750	2-12-14	4	1	2	0	1	13
YALE	12/10	*	38	13-18	.722	0-0	.000	2-3	.667	5-7-12	3	2	0	2	2	28
vs. UCLA	12/17	*	39	4-12	.333	0-0	.000	0-4	.000	8-8-16	3	2	2	3	2	8
FLORIDA A&M	12/21	*	28	4-6	.667	0-0	.000	6-6	1.000	3-5-8	2	1	2	0	2	14
at Missouri	12/28	*	40	6-8	.750	0-0	.000	11-17	.647	9-10-19	3	0	3	0	2	23
LOUISVILLE	12/31	*	37	10-13	.769	0-0	.000	4-9	.444	8-6-14	3	2	5	0	2	24
LSU	1/3	*	40	7-9	.778	0-0	.000	5-7	.714	7-9-16	3	1	0	1	1	19
at Alabama	1/7	*	23	1-7	.143	0-0	.000	2-2	1.000	4-2-6	4	0	4	1	0	4
SOUTH CAROLINA	1/10	*	40	6-11	.545	0-0	.000	7-10	.700	7-5-12	1	1	1	1	3	19
at Tennessee	1/14	*	39	6-12	.500	0-0	.000	3-4	.750	4-9-13	3	1	0	0	1	15
GEORGIA	1/17	*	39	12-20	.600	0-0	.000	13-18	.722	11-13-24	3	1	0	1	3	37
TEXAS A&M	1/21	*	29	3-5	.600	0-0	.000	1-3	.333	5-12-17	4	1	1	0	0	7
at Vanderbilt	1/24	*	35	7-10	.700	0-0	.000	1-2	.500	2-11-13	3	2	1	0	1	15
KANSAS	1/28	*	34	6-9	.667	0-0	.000	6-8	.750	2-7-9	3	4	3	1	1	18
at Ole Miss	1/31	*	38	4-10	.400	0-1	.000	6-7	.857	2-9-11	2	0	1	0	3	14

## Career Statistics

Year	GP-GS	Min-Avg	FG-FGA	Pct	3FG-FGA	Pct	FT-FTA	Pct	Off-Def-Tot-Avg	PF-FO	Ast	TO	Blk	Stl	Pts	Avg
2019-20	31-31	717-23.1	123-223	.552	0-0	.000	102-144	.708	128-159-287-9.3	85-1	11	53	32	23	348	11.2
2020-21	10-10	199-19.9	34-65	.523	0-0	.000	17-28	.607	38-40-78-7.8	25-1	7	12	4	4	85	8.5
2021-22	34-34	1087-32.0	238-393	.606	0-0	.000	114-165	.691	179-336-515-15.1	88-1	36	66	55	60	590	17.4
2022-23	20-18	660-33.0	125-215	.581	0-1	.000	80-116	.690	106-165-271-13.6	56-1	28	35	19	32	330	16.5
<b>TOTAL</b>	<b>95-93</b>	<b>2666-28.1</b>	<b>520-896</b>	<b>.580</b>	<b>0-1</b>	<b>.000</b>	<b>313-453</b>	<b>.691</b>	<b>451-700-1151-12.1</b>	<b>254-4</b>	<b>82</b>	<b>166</b>	<b>110</b>	<b>119</b>	<b>1353</b>	<b>14.2</b>



# LANCE WARE 55

Junior | Forward | 6-9 | 235 | Camden, N.J. | Camden HS

## 2022-23 SEASON/CAREER HIGHS

<b>Points</b>		
Season	12, S. CAROLINA ST. (11/17/22)	
Career	12, S. CAROLINA ST. (11/17/22)	
<b>Rebounds</b>		
Season	6, at Missouri (12/28/22)	
Career	13, at Mississippi State (1/2/21)	
<b>Field Goals</b>		
Season	6, S. CAROLINA ST. (11/17/22)	
Career	6, S. CAROLINA ST. (11/17/22)	
<b>Field Goals Attempted</b>		
Season	6, S. CAROLINA ST. (11/17/22)	
Career	6, S. CAROLINA ST. (11/17/22)	
<b>3-Point Field Goals</b>		
Season	-	
Career	-	
<b>3-Point Field Goals Attempted</b>		
Season	-	
Career	-	
<b>Free Throws</b>		
Season	2, 3x, last FLORIDA A&M (12/21/22)	
Career	5, MISSOURI (12/29/21)	
<b>Free Throws Attempted</b>		
Season	6, HOWARD (11/7/22)	
Career	6, 2x, last vs. HOWARD (11/7/22)	
<b>Assists</b>		
Season	3, 2x, last at Missouri (12/28/22)	
Career	4, at Mississippi State (1/2/21)	
<b>Steals</b>		
Season	4, HOWARD (11/7/22)	
Career	4, HOWARD (11/7/22)	
<b>Blocked Shots</b>		
Season	4, DUQUESNE (11/11/22)	
Career	4, DUQUESNE (11/11/22)	
<b>Minutes Played</b>		
Season	30, at Missouri (12/28/22)	
Career	35, at Mississippi State (1/2/21)	
<b>MISCELLANEOUS</b>	<b>2022-23</b>	<b>CAREER</b>
Dunks	11	24
Double-Figure		
Scoring Games	1	1
Double-Figure		
Rebounding Games	0	2
Games With		
Double-Double	0	0
Games Led UK		
in Scoring	0	0
Games Led UK		
in Rebounding	0	2
Games Led UK		
in Assists	0	0
Games Led UK		
in Steals	1	3
Games Led UK		
in Blocks	1	7
Games With		
3+ Assists	2	3
Games With		
3+ Blocks	1	2
Games With		
3+ Steals	1	1
Games With		
3+ Three-Pointers	0	0

- Totaled a season-high 30 minutes with six boards, six points and three assists at Missouri
- In his six starts this season, he is averaging 5.3 points, 3.8 rebounds, 1.3 blocks, 1.0 steals and shooting 59.1% from the field
- Played 14 important minutes for the Cats against UCLA, scoring two points and having season highs in rebounds (5) and assists (3)
- Had a career-high 12 points and added a pair of blocks in the win over South Carolina State
- Posted a game- and career-best four steals to go along with four points and three rebounds against Howard
- Nearly had a double-double with 10 points and nine rebounds in the win over Kentucky State
- Averaged 4.3 points and 1.3 boards per game in three appearances in The Bahamas
  - Missed one game due to shoulder soreness
- Traveled to Brazil in May with Sports Reach
  - Averaged 30 points and 8.3 rebounds in three games

## Game-By-Game Statistics

Opponent	Date	GS	Min	FG-A	Pct.	3FG-A	Pct.	FT-A	Pct.	Off-Def-Tot	PF	Ast	TO	Blk	Stl	Pts
HOWARD	11/7	*	20	1-2	.500	0-0	.000	2-6	.333	0-3-3	2	2	2	1	4	4
DUQUESNE	11/11	*	21	1-4	.250	0-0	.000	2-4	.500	2-1-3	2	0	2	4	1	4
vs. Michigan State	11/15	*	15	1-1	1.000	0-0	.000	0-0	.000	1-2-3	4	1	0	1	1	2
S. CAROLINA STATE	11/17	*	13	6-6	1.000	0-0	.000	0-1	.000	1-2-3	0	1	1	2	0	12
at Gonzaga	11/20		10	1-1	1.000	0-0	.000	0-0	.000	0-1-1	4	0	0	0	1	2
NORTH FLORIDA	11/23									DNP - Illness						
BELLARMINE	11/29		8	1-1	1.000	0-0	.000	0-0	.000	0-1-1	0	1	2	0	0	2
vs. Michigan	12/4		1	0-0	.000	0-0	.000	0-0	.000	0-0-0	0	0	0	0	0	0
YALE	12/10									DNP - Coach's decision						
vs. UCLA	12/17		14	1-1	1.000	0-0	.000	0-0	.000	3-2-5	1	3	0	0	1	2
FLORIDA A&M	12/21	*	19	1-4	.250	0-0	.000	2-3	.667	4-1-5	2	0	1	0	0	4
at Missouri	12/28	*	30	3-5	.600	0-0	.000	0-1	.000	2-4-6	3	3	1	0	0	6
LOUISVILLE	12/31		3	1-1	1.000	0-0	.000	0-0	.000	0-0-0	3	1	1	0	0	0
LSU	1/3									DNP - Left shoulder injury						
at Alabama	1/7		6	0-1	.000	0-0	.000	0-0	.000	0-0-0	0	0	0	0	0	0
SOUTH CAROLINA	1/10		18	2-3	.667	0-0	.000	0-0	.000	2-1-3	1	2	1	0	0	4
at Tennessee	1/14		7	1-1	1.000	0-0	.000	0-0	.000	1-2-3	1	0	1	0	0	2
GEORGIA	1/17		1	0-0	.000	0-0	.000	0-0	.000	0-0-0	0	0	0	0	0	0
TEXAS A&M	1/21		15	0-1	.000	0-0	.000	0-2	.000	1-3-4	1	1	0	1	0	0
at Vanderbilt	1/24		5	0-0	.000	0-0	.000	0-0	.000	0-1-1	1	0	1	0	0	0
KANSAS	1/28		6	0-0	.000	0-0	.000	0-2	.000	0-2-2	0	0	0	0	0	0
at Ole Miss	1/31		2	0-0	.000	0-0	.000	0-0	.000	0-0-0	0	0	0	0	0	0

## Career Statistics

Year	GP-GS	Min-Avg	FG-FGA	Pct	3FG-FGA	Pct	FT-FTA	Pct	Off-Def-Tot-Avg	PF-FO	Ast	TO	Blk	Stl	Pts	Avg
2020-21	21-3	254-12.1	13-32	.406	0-0	.000	15-27	.556	24-39-63-3.0	41-1	8	19	11	6	41	2.0
2021-22	28-0	175-6.2	16-24	.667	0-1	.000	10-23	.435	16-37-53-1.9	33-0	3	14	11	5	42	1.5
2022-23	19-6	216-11.3	20-32	.625	0-0	.000	6-19	.316	17-26-43-2.3	25-0	15	13	9	8	46	2.4
<b>TOTAL</b>	<b>68-9</b>	<b>644-9.5</b>	<b>49-88</b>	<b>.557</b>	<b>0-1</b>	<b>.000</b>	<b>31-69</b>	<b>.449</b>	<b>57-102-159-2.3</b>	<b>99-1</b>	<b>26</b>	<b>46</b>	<b>31</b>	<b>19</b>	<b>129</b>	<b>1.9</b>













# BOX SCORES

## GAME 21

# 9/9 KANSAS 77, RV/RV KENTUCKY 68



Official Basketball Box Score - Final  
**Kansas at Kentucky**  
 01/28/23 Rupp Arena, Lexington  
 2022-23 Men's Basketball

Game Time: 8:00 PM  
 Game Duration: 2:05  
 Attendance: 20,418

Officials: Terry Oglesby, Pat Adams, Steven Anderson

Kansas - 77

Record: 17-4

NO.	Name	Min	FG M-A	3P M-A	FT M-A	Rebounds		Fouls PF FD	TP	AS	TO	ST	Blocks		+/-				
						OR	DR						TOT	BS		BA			
10	Jalen Wilson	F 38:43	9-18	2-3	2-2	1	7	8	1	4	22	2	1	2	0	1	5		
24	KJ Adams, Jr.	F 24:36	8-10	0-0	1-1	1	1	2	4	2	17	3	1	2	0	0	6		
3	Dajuan Harris	G 37:24	3-8	2-4	0-0	0	1	1	2	0	8	8	2	0	0	0	8		
4	Gradey Dick	G 33:10	4-11	1-5	4-4	0	5	5	2	4	13	2	3	2	0	1	10		
15	Kevin McCullar	G 33:56	4-10	1-2	2-3	3	9	12	3	4	11	2	2	2	1	1	10		
1	Joseph Yesufu	02:52	0-1	0-1	0-0	0	0	0	0	0	0	0	0	0	0	0	-2		
35	Zuby Ejiofor	03:38	1-1	0-0	0-0	1	0	1	2	0	2	0	0	0	0	0	-3		
0	Bobby Pettiford	08:56	0-0	0-0	0-0	0	0	0	1	0	0	1	1	0	0	0	1		
23	Ernest Udeh Jr.	11:46	2-2	0-0	0-0	0	2	2	0	4	0	0	0	1	0	0	6		
11	MJ Rice	04:59	0-2	0-1	0-0	0	0	0	1	0	0	0	0	0	1	0	4		
Team						2		1		3		0		0		0			
<b>Totals</b>						<b>31-63</b>		<b>6-16</b>		<b>9-10</b>		<b>8</b>		<b>26</b>		<b>34</b>		<b>18</b>	

Technical Fouls: NONE

Kentucky - 68

Record: 14-7

NO.	Name	Min	FG M-A	3P M-A	FT M-A	Rebounds		Fouls PF FD	TP	AS	TO	ST	Blocks		+/-				
						OR	DR						TOT	BS		BA			
0	Jacob Toppin	F 31:45	6-11	0-1	2-4	0	4	4	4	2	14	2	1	0	0	0	-7		
24	Chris Livingston	F 17:20	4-5	0-1	0-0	0	2	2	1	0	8	0	1	0	0	1	-7		
34	Oscar Tshiebwé	F 34:05	6-9	0-0	6-8	2	7	9	3	6	18	4	3	1	1	0	-6		
1	CJ Fredrick	G 29:09	1-8	0-5	0-0	0	0	0	0	1	2	2	2	1	0	1	-1		
22	Cason Wallace	G 37:15	4-7	2-3	4-5	0	6	6	3	5	14	5	2	5	1	0	-8		
12	Antonio Reeves	30:02	3-9	0-3	4-4	0	2	2	2	2	10	3	1	0	0	1	-6		
2	Sahvir Wheeler	14:29	1-2	0-0	0-0	0	1	1	1	1	2	0	0	0	0	0	-7		
55	Lance Ware	05:55	0-0	0-0	0-2	0	2	2	0	1	0	0	0	0	0	0	-3		
Team						2		1		3		0		1		0			
<b>Totals</b>						<b>25-51</b>		<b>2-13</b>		<b>16-23</b>		<b>4</b>		<b>25</b>		<b>29</b>		<b>14</b>	

Technical Fouls: NONE

	KAN	UKY
Biggest lead	9 (1 <sup>st</sup> 2:31)	5 (1 <sup>st</sup> 16:03)
Best Scoring Run	6 (1 <sup>st</sup> 3:42)	5 (1 <sup>st</sup> 16:03)
Lead Changes	5	
Times Tied	3	
Time with Lead	30:11	08:24

Points from	KAN		UKY	
	1st	2nd	TOT	
Turnovers	10	9		
Paint	40	38		
Second Chance	11	0		
Fast Breaks	4	10		
Bench	6	12		

Shooting By Period	
1 <sup>st</sup> FG%	15-27 55.6%
3PT%	0-6 0.0%
FT%	4-11 36.4%
2 <sup>nd</sup> FG%	10-24 41.7%
3PT%	2-7 28.6%
FT%	12-12 100%
GM FG%	25-51 49.0%
3PT%	2-13 15.4%
FT%	16-23 69.6%

Dead Ball Rebounds: 3-0

## GAME 22

KENTUCKY 75, OLE MISS 66



Official Basketball Box Score - Final  
**Kentucky at Ole Miss**  
 01/31/23 The Sandy and John Black Pavilion at Ole Miss, Oxford, Miss.  
 2022-23 Men's Basketball

Game Time: 8:00 PM  
 Game Duration: 2:04

Officials: Doug Shows, K.B. Burdett Jr., Byron Jarrett

Kentucky - 75

Record: 15-7 (6-3)

NO.	Name	Min	FG M-A	3P M-A	FT M-A	Rebounds		Fouls PF FD	TP	AS	TO	ST	Blocks		+/-				
						OR	DR						TOT	BS		BA			
0	Jacob Toppin	F 35:57	7-14	0-2	4-4	1	2	3	2	3	18	4	2	0	0	8			
24	Chris Livingston	F 30:43	3-5	0-1	0-0	3	4	7	5	0	6	1	0	0	0	16			
34	Oscar Tshiebwé	F 38:02	4-10	0-1	6-7	2	9	11	2	6	14	0	1	3	0	1			
1	CJ Fredrick	G 19:50	0-2	0-1	0-0	0	0	0	3	0	0	1	0	0	0	-10			
2	Sahvir Wheeler	G 33:34	2-8	0-0	0-0	0	4	4	1	0	4	9	1	0	0	12			
12	Antonio Reeves	31:29	8-12	6-7	5-5	0	3	3	1	5	27	1	4	2	0	12			
3	Aduu Thiaro	06:26	0-0	0-0	2-4	0	1	1	0	2	2	1	0	0	1	-3			
55	Lance Ware	02:01	0-0	0-0	0-0	0	0	0	0	0	0	0	0	0	0	1			
4	Daimion Collins	01:58	1-1	0-0	2-3	1	0	1	0	2	4	0	0	0	0	0			
Team						2		1		3		0		1		9			
<b>Totals</b>						<b>25-52</b>		<b>6-12</b>		<b>19-23</b>		<b>9</b>		<b>24</b>		<b>33</b>		<b>14</b>	

Technical Fouls: NONE

Ole Miss - 66

Record: 9-13 (1-8)

NO.	Name	Min	FG M-A	3P M-A	FT M-A	Rebounds		Fouls PF FD	TP	AS	TO	ST	Blocks		+/-				
						OR	DR						TOT	BS		BA			
3	Myles Burns	F 34:02	3-6	0-2	1-1	3	5	8	2	3	7	3	0	2	0	0	2		
4	Jaemyn Brakefield	F 30:01	3-7	0-3	2-2	1	6	7	4	5	8	4	2	0	0	0	-7		
21	Robert Allen	F 22:47	3-7	0-1	2-2	2	1	3	3	1	8	4	1	1	1	0	-1		
1	Amaree Abram	G 36:06	7-15	3-6	0-0	1	1	2	2	0	17	3	1	0	0	1	-5		
2	TJ Caldwell	G 32:40	4-13	1-6	3-4	0	3	3	1	3	12	2	2	0	0	0	-7		
00	Jayveous McKinnis	18:34	5-6	0-0	0-1	1	2	3	3	1	10	0	0	0	0	-12			
5	James White	14:41	1-4	0-1	0-0	0	1	1	1	2	1	0	0	0	0	-15			
14	Tye Fagan	03:36	0-1	0-0	0-0	0	0	0	0	0	0	1	1	0	0	-4			
10	Theo Akwuba	07:33	1-2	0-0	0-0	0	0	0	2	2	0	0	0	0	0	0	4		
Team						2		0		2		0		1		9			
<b>Totals</b>						<b>27-61</b>		<b>4-19</b>		<b>8-10</b>		<b>10</b>		<b>19</b>		<b>29</b>		<b>18</b>	

Technical Fouls: NONE

	UK	OM
Biggest lead	14 (2 <sup>nd</sup> 4:32)	7 (1 <sup>st</sup> 14:50)
Best Scoring Run	10 (1 <sup>st</sup> 11:56)	7 (1 <sup>st</sup> 14:50)
Lead Changes	4	
Times Tied	7	
Time with Lead	29:14	05:44

Points from	UK		OM	
	1st	2nd	TOT	
Turnovers	10	11		
Paint	30	32		
Second Chance	9	15		
Fast Breaks	8	5		
Bench	33	14		

## GAME 23

FLORIDA AT KENTUCKY

## GAME 24

ARKANSAS AT KENTUCKY



THE STAT CREW SYSTEM  
 Kentucky Combined Team Statistics (as of Jan 31, 2023)  
 All games

RECORD:	OVERALL	HOME	AWAY	NEUTRAL
ALL GAMES	15-7	11-2	3-3	1-2
CONFERENCE	6-3	3-1	3-2	0-0
NON-CONFERENCE	9-4	8-1	0-1	1-2

#	Player	gp-gs	min	avg	Total		3-Point		F-Throw		Rebounds				pf	dq	a	to	blk	stl	pts	avg									
					fg-fga	fg%	3fg-fga	3fg%	ft-fa	ft%	off	def	tot	avg																	
34	Oscar Tshiebwe	20-18	661	33.0	125-215	.581	0-1	.000	80-116	.690	106	165	271	13.6	56	1	28	35	19	32	330	16.5									
12	Antonio Reeves	22-5	545	24.8	99-231	.429	52-126	.413	44-53	.830	11	37	48	2.2	34	0	27	31	4	8	294	13.4									
00	Jacob Toppin	21-19	610	29.0	95-211	.450	6-29	.207	45-67	.672	41	91	132	6.3	40	0	45	26	12	10	241	11.5									
22	Cason Wallace	21-21	651	31.0	89-191	.466	38-94	.404	22-35	.629	22	54	76	3.6	54	0	76	38	8	43	238	11.3									
02	Sahvir Wheeler	20-14	576	28.8	61-151	.404	15-40	.375	16-30	.533	4	42	46	2.3	38	1	114	39	2	17	153	7.7									
01	CJ Fredrick	19-11	454	23.9	47-125	.376	29-88	.330	18-20	.900	6	12	18	0.9	21	0	32	10	0	11	141	7.4									
24	Chris Livingston	22-15	372	16.9	43-98	.439	11-31	.355	21-24	.875	17	47	64	2.9	30	1	11	18	6	8	118	5.4									
33	Ugonna Onyenso	15-0	109	7.3	18-32	.563	0-0	.000	4-7	.571	18	24	42	2.8	8	0	2	4	16	2	40	2.7									
03	Adou Thiero	10-0	101	10.1	4-13	.308	2-5	.400	16-22	.727	6	14	20	2.0	14	0	5	6	4	6	26	2.6									
55	Lance Ware	19-6	214	11.3	20-32	.625	0-0	.000	6-19	.316	17	26	43	2.3	25	0	15	13	9	8	46	2.4									
04	Daimion Collins	13-1	139	10.7	10-29	.345	0-3	.000	7-12	.583	10	22	32	2.5	17	0	2	14	9	4	27	2.1									
14	Brennan Canada	3-0	6	2.0	1-3	.333	1-3	.333	0-0	.000	0	1	1	0.3	0	0	0	0	0	0	3	1.0									
21	Walker Horn	3-0	6	2.0	0-1	.000	0-1	.000	0-0	.000	0	1	1	0.3	1	0	1	3	0	0	0	0.0									
25	Kareem Watkins	3-0	6	2.0	0-0	.000	0-0	.000	0-0	.000	0	0	0	0.0	0	0	1	1	0	0	0	0.0									
Team											34	21	55												14						
Total.....		22	4450		612-1332	.459	154-421	.366	279-405	.689	292	557	849	38.6	338	3	359	252	89	149	1657	75.3									
Opponents.....		22	4450		536-1257	.426	144-434	.332	254-340	.747	193	486	679	30.9	360	5	254	266	42	125	1470	66.8									

TEAM STATISTICS	UK	OPP	Date	Opponent	Score	Att.	
SCORING	1657	1470	11/07/22	HOWARD	W 95-63	18750	
Points per game	75.3	66.8	1 11/11/22	DUQUESNE	W 77-52	20014	
Scoring margin	+8.5	-	2 11/15/22	vs Michigan St.	Lo2 77-86	15828	
FIELD GOALS-ATT	612-1332	536-1257	1 11/17/22	SOUTH CAROLINA ST.	W 106-63	18885	
Field goal pct	.459	.426		11/20/22	at #2/2 Gonzaga	L 72-88	12333
3 POINT FG-ATT	154-421	144-434	1 11/23/22	NORTH FLORIDA	W 96-56	19763	
3-point FG pct	.366	.332		11/29/22	BELLARMINE	W 60-41	19092
3-pt FG made per game	7.0	6.5	3 12/04/22	vs RV/RV Michigan	W 73-69	8242	
FREE THROWS-ATT	279-405	254-340		12/10/22	YALE	W 69-59	20264
Free throw pct	.689	.747	4 12/17/22	vs #16/14 UCLA	L 53-63	20261	
F-Throws made per game	12.7	11.5	5 12/21/22	FLORIDA A&M	W 88-68	20226	
REBOUNDS	849	679	* 12/28/22	at RV/RV Missouri	L 75-89	15061	
Rebounds per game	38.6	30.9		12/31/22	LOUISVILLE	W 86-63	20934
Rebounding margin	+7.7	-	* 01/03/23	RV/RV LSU	W 74-71	19610	
ASSISTS	359	254	* 01/07/23	at #7/7 Alabama	L 52-78	13474	
Assists per game	16.3	11.5	* 01/10/23	SOUTH CAROLINA	L 68-71	19393	
TURNOVERS	252	266	* 01/14/23	at #5/5 Tennessee	W 63-56	21678	
Turnovers per game	11.5	12.1	* 01/17/23	GEORGIA	W 85-71	19171	
Turnover margin	+0.6	-	* 01/21/23	RV/RV TEXAS A&M	W 76-67	20017	
Assist/turnover ratio	1.4	1.0	* 01/24/23	at Vanderbilt	W 69-53	10238	
STEALS	149	125	6 01/28/23	#9/9 KANSAS	L 68-77	20418	
Steals per game	6.8	5.7	* 01/31/23	at Ole Miss	W 75-66	0	
BLOCKS	89	42					
Blocks per game	4.0	1.9					
ATTENDANCE	256537	117115					
Home games-Avg/Game	13-19734	6-12131					
Neutral site-Avg/Game	-	3-14777					

1 = Tribute Classic (Rupp Arena | Lexington, Ky.)  
 2 = Champions Classic (Gainbridge Fieldhouse | Indianapolis)  
 3 = London Showcase (O2 Arena | London, England)  
 4 = CBS Sports Classic (Madison Square Garden | New York)  
 5 = Unity Series (Rupp Arena | Lexington, Ky.)  
 6 = SEC/Big 12 Challenge (Rupp Arena | Lexington, Ky.)  
 \* = Conference game

Score by Periods	1st	2nd	OT	OT2	Totals
Kentucky	780	862	9	6	1657
Opponents	715	731	9	15	1470

THE STAT CREW SYSTEM  
 Kentucky Combined Team Statistics (as of Jan 31, 2023)  
 Conference games only

RECORD:	OVERALL	HOME	AWAY	NEUTRAL
ALL GAMES	6-3	3-1	3-2	0-0
CONFERENCE	6-3	3-1	3-2	0-0
NON-CONFERENCE	0-0	0-0	0-0	0-0

#	Player	gp-gs	min	avg	Total		3-Point		F-Throw		Rebounds				pf	dq	a	to	blk	stl	pts	avg	
					fg-fga	fg%	3fg-fga	3fg%	ft-fa	ft%	off	def	tot	avg									
34	Oscar Tshiebwe	9-9	323	35.9	52-92	.565	0-1	.000	49-70	.700	51	80	131	14.6	26	0	7	11	4	14	153	17.0	
12	Antonio Reeves	9-0	222	24.7	47-97	.485	21-50	.420	23-26	.885	4	14	18	2.0	17	0	7	16	1	4	138	15.3	
00	Jacob Toppin	8-7	246	30.8	34-73	.466	3-7	.429	16-21	.762	13	36	49	6.1	12	0	22	11	8	4	87	10.9	
22	Cason Wallace	8-8	221	27.6	31-80	.388	12-43	.279	3-4	.750	5	17	22	2.8	23	0	21	14	4	8	77	9.6	
01	CJ Fredrick	7-5	190	27.1	18-51	.353	10-35	.286	6-6	1.000	3	6	9	1.3	9	0	12	4	0	3	52	7.4	
02	Sahvir Wheeler	8-5	226	28.3	25-63	.397	5-12	.417	1-6	.167	1	16	17	2.1	19	1	42	13	0	5	56	7.0	
24	Chris Livingston	9-9	170	18.9	14-42	.333	3-12	.250	6-6	1.000	10	17	27	3.0	15	1	5	8	3	2	37	4.1	
04	Daimion Collins	4-1	46	11.5	5-11	.455	0-0	.000	2-4	.500	5	3	8	2.0	4	0	1	2	5	2	12	3.0	
03	Adou Thiero	5-0	57	11.4	1-6	.167	1-2	.500	8-11	.727	3	6	9	1.8	9	0	3	3	2	5	11	2.2	
55	Lance Ware	8-1	84	10.5	6-11	.545	0-0	.000	0-3	.000	6	11	17	2.1	7	0	6	4	1	0	12	1.5	
33	Ugonna Onyenso	4-0	15	3.8	1-5	.200	0-0	.000	0-0	.000	3	3	6	1.5	1	0	0	1	1	0	2	0.5	
Team											16	7	23										
Total.....		9	1800		234-531	.441	55-162	.340	114-157	.726	120	216	336	37.3	142	2	126	94	29	47	637	70.8	
Opponents.....		9	1800		223-494	.451	63-185	.341	113-143	.790	67	194	261	29.0	149	3	114	91	17	48	622	69.1	

TEAM STATISTICS	UK	OPP	Date	Opponent	Score	Att.
SCORING	637	622	* 12/28/22	at RV/RV Missouri	L 75-89	15061
Points per game	70.8	69.1	* 01/03/23	RV/RV LSU	w 74-71	19610
Scoring margin	+1.7	-	* 01/07/23	at #7/7 Alabama	L 52-78	13474
FIELD GOALS-ATT	234-531	223-494	* 01/10/23	SOUTH CAROLINA	L 68-71	19393
Field goal pct	.441	.451	* 01/14/23	at #5/5 Tennessee	w 63-56	21678
3 POINT FG-ATT	55-162	63-185	* 01/17/23	GEORGIA	w 85-71	19171
3-point FG pct	.340	.341	* 01/21/23	RV/RV TEXAS A&M	w 76-67	20017
3-pt FG made per game	6.1	7.0	* 01/24/23	at Vanderbilt	w 69-53	10238
FREE THROWS-ATT	114-157	113-143	* 01/31/23	at Ole Miss	w 75-66	0
Free throw pct	.726	.790				
F-Throws made per game	12.7	12.6	1 = Tribute Classic (Rupp Arena   Lexington, Ky.)			
REBOUNDS	336	261	2 = Champions Classic (Gainbridge Fieldhouse   Indianapolis)			
Rebounds per game	37.3	29.0	3 = London Showcase (O2 Arena   London, England)			
Rebounding margin	+8.3	-	4 = CBS Sports Classic (Madison Square Garden   New York)			
ASSISTS	126	114	5 = Unity Series (Rupp Arena   Lexington, Ky.)			
Assists per game	14.0	12.7	6 = SEC/Big 12 Challenge (Rupp Arena   Lexington, Ky.)			
TURNOVERS	94	91	* = Conference game			
Turnovers per game	10.4	10.1				
Turnover margin	-0.3	-				
Assist/turnover ratio	1.3	1.3				
STEALS	47	48				
Steals per game	5.2	5.3				
BLOCKS	29	17				
Blocks per game	3.2	1.9				
ATTENDANCE	78191	60451				
Home games-Avg/Game	4-19548	5-12090				
Neutral site-Avg/Game	-	0-0				

Score by Periods	1st	2nd	Totals
Kentucky	292	345	637
Opponents	315	307	622

THE STAT CREW SYSTEM  
 Kentucky Combined Team Statistics (as of Jan 31, 2023)  
 Last 5

RECORD:	OVERALL	HOME	AWAY	NEUTRAL
ALL GAMES	4-1	2-1	2-0	0-0
CONFERENCE	4-0	2-0	2-0	0-0
NON-CONFERENCE	0-1	0-1	0-0	0-0

##	Player	gp-gs	min	avg	Total		3-Point		F-Throw		Rebounds				pf	dq	a	to	blk	stl	pts	avg
					fg-fga	fg%	3fg-fga	3fg%	ft-fa	ft%	off	def	tot	avg								
34	Oscar Tshiebwe	5-5	175	35.0	32-54	.593	0-1	.000	27-38	.711	22	52	74	14.8	15	0	8	6	2	8	91	18.2
12	Antonio Reeves	5-0	144	28.8	30-63	.476	14-31	.452	13-13	1.000	1	9	10	2.0	9	0	8	9	0	4	87	17.4
00	Jacob Toppin	5-5	175	35.0	29-54	.537	1-5	.200	13-18	.722	7	25	32	6.4	11	0	15	5	5	3	72	14.4
22	Cason Wallace	4-4	133	33.2	19-39	.487	7-19	.368	7-9	.778	4	13	17	4.3	13	0	11	8	4	8	52	13.0
01	CJ Fredrick	5-5	148	29.6	9-38	.237	5-26	.192	4-4	1.000	3	4	7	1.4	7	0	12	4	0	4	27	5.4
24	Chris Livingston	5-5	92	18.4	11-23	.478	2-5	.400	2-2	1.000	6	8	14	2.8	9	1	4	4	2	1	26	5.2
04	Daimion Collins	1-0	2	2.0	1-1	1.000	0-0	.000	2-3	.667	1	0	1	1.0	0	0	0	0	0	0	4	4.0
02	Sahvir Wheeler	5-1	91	18.2	5-16	.313	0-1	.000	0-0	.000	0	7	7	1.4	7	0	19	6	0	2	10	2.0
33	Ugonna Onyenso	2-0	2	1.0	1-2	.500	0-0	.000	0-0	.000	0	0	0	0.0	0	0	0	0	0	0	2	1.0
03	Adou Thiero	2-0	9	4.5	0-0	.000	0-0	.000	2-4	.500	0	1	1	0.5	2	0	1	0	1	1	2	1.0
55	Lance Ware	5-0	29	5.8	0-1	.000	0-0	.000	0-4	.000	1	6	7	1.4	2	0	1	1	1	0	0	0.0
Team											8	3	11				6					
Total.....		5	1000		137-291	.471	29-88	.330	70-95	.737	53	128	181	36.2	75	1	79	49	15	31	373	74.6
Opponents.....		5	1000		124-280	.443	26-88	.295	60-72	.833	34	115	149	29.8	82	1	58	49	4	27	334	66.8

TEAM STATISTICS	UK	OPP	Date	Opponent	Score	Att.
SCORING	373	334	* 01/17/23	GEORGIA	w 85-71	19171
Points per game	74.6	66.8	* 01/21/23	RV/RV TEXAS A&M	w 76-67	20017
Scoring margin	+7.8	-	* 01/24/23	at Vanderbilt	w 69-53	10238
FIELD GOALS-ATT	137-291	124-280	6 01/28/23	#9/9 KANSAS	L 68-77	20418
Field goal pct	.471	.443	* 01/31/23	at Ole Miss	w 75-66	0
3 POINT FG-ATT	29-88	26-88	1 = Tribute Classic (Rupp Arena   Lexington, Ky.)			
3-point FG pct	.330	.295	2 = Champions Classic (Gainbridge Fieldhouse   Indianapolis)			
3-pt FG made per game	5.8	5.2	3 = London Showcase (O2 Arena   London, England)			
FREE THROWS-ATT	70-95	60-72	4 = CBS Sports Classic (Madison Square Garden   New York)			
Free throw pct	.737	.833	5 = Unity Series (Rupp Arena   Lexington, Ky.)			
F-Throws made per game	14.0	12.0	6 = SEC/Big 12 Challenge (Rupp Arena   Lexington, Ky.)			
REBOUNDS	181	149	* = Conference game			
Rebounds per game	36.2	29.8				
Rebounding margin	+6.4	-				
ASSISTS	79	58				
Assists per game	15.8	11.6				
TURNOVERS	49	49				
Turnovers per game	9.8	9.8				
Turnover margin	+0.0	-				
Assist/turnover ratio	1.6	1.2				
STEALS	31	27				
Steals per game	6.2	5.4				
BLOCKS	15	4				
Blocks per game	3.0	0.8				
ATTENDANCE	59606	10238				
Home games-Avg/Game	3-19869	2-5119				
Neutral site-Avg/Game	-	0-0				

Score by Periods	1st	2nd	Totals
Kentucky	165	208	373
Opponents	173	161	334