



2023 KENTUCKY SOFTBALL | WEEK 5 | @ MIZZOU

UK Communications & PR | 338 Lexington Ave, Lexington, KY, 40506 | www.UKathletics.com
Softball Contact: Chris Shoals | Office: (859) 257-8437 | Cell: (513) 312-2489 | cmsh223@uky.edu
Twitter: @UKSoftball, @UKCoachLawson, @UKAthletics

2023 SCHEDULE/RESULTS

Date	Opponent	Time/Result
Feb. 10	vs. St. John's \$	W, 14-4 (5)
Feb. 10	vs. RV/NR Louisville \$	W, 8-0 (5)
Feb. 11	vs. Pittsburgh \$	Cancelled
Feb. 11	vs. Southern \$	Cancelled
Feb. 12	vs. #9/6 Texas \$	T, 4-4 (Dropdead)
Feb. 17	vs. UT-Arlington %	L, 4-2
Feb. 17	vs. McNeese %	W, 4-0
Feb. 18	vs. South Dakota %	W, 9-0
Feb. 18	at RV/RV North Texas %	W, 4-0
Feb. 19	vs. Sam Houston State %	W, 4-2
Feb. 21	at Loyola-Marymount	W, 1-0
Feb. 23	vs. #8 Washington &	W, 11-3 (8)
Feb. 23	vs. RV/RV San Diego St. &	W, 2-0
Feb. 24	vs. #1 UCLA &	L, 6-3
Feb. 25	vs. #17 Northwestern &	L, 9-3
Feb. 25	vs. UC Riverside &	W, 3-0 (F/5/Rain)
March 3	at #1 Oklahoma #	L, 18-0 (5)
March 4	vs. UIC #	W, 7-1
March 4	at #1 Oklahoma #	L, 7-1
March 5	vs. UIC #	W, 11-0 (5)
March 8	DAYTON	W, 5-4
March 10	at Missouri*	5pm ET
March 11	at Missouri* [SEC Network]	2pm ET
March 12	at Missouri* [SEC Network]	2pm ET
March 14	at St. Louis	5pm ET
March 16	LIBERTY	2pm ET
March 18	DePAUL ~	3pm ET
March 18	MICHIGAN ~	5:30pm ET
March 19	LONGWOOD ~	3pm ET
March 19	MICHIGAN ~	5:30pm ET
March 24	TEXAS A&M*	6:30pm ET
March 25	TEXAS A&M*	2pm ET
March 26	TEXAS A&M*	1pm ET
March 29	LOUISVILLE [ESPNU]	6:30pm ET
April 1	at Georgia*	6:30pm ET
April 2	at Georgia* [SEC Network]	6pm ET
April 3	at Georgia* [SEC Network]	7pm ET
April 7	at Ole Miss*	TBA
April 8	at Ole Miss*	TBA
April 9	at Ole Miss* [ESPN2]	4pm ET
April 12	at Bellarmine	3pm ET
April 14	TENNESSEE*	6:30pm ET
April 15	TENNESSEE* [SEC Network]	Noon ET
April 16	TENNESSEE* [ESPN2]	2pm ET
April 18	at Northern Kentucky	5pm ET
April 21	ARKANSAS*	6:30pm ET
April 22	ARKANSAS* [ESPN2]	6pm ET
April 23	ARKANSAS*	1pm ET
April 26	EASTERN KENTUCKY	6:30pm ET
April 28	at Mississippi State*	7pm ET
April 29	at Mississippi State* [SEC Network]	5pm ET
April 30	at Mississippi State*	1pm ET
May 5	FLORIDA*	6:30pm ET
May 6	FLORIDA* [ESPNU]	3pm ET
May 7	FLORIDA* [ESPNU]	2pm ET
May 9-13	2023 SEC Softball Tournament	TBD
May 18-21	NCAA Regionals	TBD
May 25-28	NCAA Super Regionals	TBD
June 1-9	2023 Women's College World Series	OKC

All times Eastern and subject to change; Home games in bold; * denotes SEC games; \$ denotes 2023 NFCA Lead-Off Classic (Tampa, Fla.); % denotes 2023 North Texas Tournament (Denton, Texas); & denotes 2023 Mary Nutter Collegiate Classic (Palm Springs, Calif.); # denotes 2023 Oklahoma Tournament (Norman, Okla.); ~ denotes John Cropp Classic (Lexington, Ky.); The 2023 SEC Tournament is at Bogle Park in Fayetteville, Ark.

KENTUCKY OPENS SEC PLAY IN COLUMBIA

Fresh off a dramatic home-opening win over Dayton on Wednesday night at John Cropp Stadium, the No. 16 Kentucky Softball team will head west this weekend to open 2023 Southeastern Conference play at No. 25/23 Missouri in a three-game series kicking off Friday night and running through Sunday afternoon.

Friday night's game will be streamed on SEC Network+, ESPN+ and the ESPN app and both Saturday and Sunday's games will air live on SEC Network with Alex Perلمان and former Alabama All-American Kayla Braud on the call from Columbia.

Kentucky will be looking for its first win over Mizzou since Larissa Anderson has taken charge of the Tigers, with Mizzou sweeping both series since 2018. The Tigers are 6-0 vs. UK under Anderson and three of those wins have come in run-rule fashion. UK and Mizzou have had sweeps on their minds, with UK sweeping Mizzou in 2017, as the last three series between these two teams all coming in decisive sweeps.

First pitch Friday is scheduled for 5 p.m. ET.

(25/23) MIZZOU TIGERS

2023 Record: 16-6, 0-0 SEC

Ranking: 25 (USA Today/NFCA) | 23 (ESPN.com/USA Softball) | NCAA RPI: 48

Coach: Larissa Anderson (Gannon, 1997)

At MIZ: 150-77 (5th year)

Career: 280-150-1 (9th year)



(16/16) KENTUCKY WILDCATS

2023 Record: 13-5-1, 0-0 SEC

Ranking: 16 (USA Today/NFCA) | 16 (ESPN.com/USA Softball) | NCAA RPI: 23

Coach: Rachel Lawson (UMass, 1994)

At Kentucky: 545-319-1, 167-184 SEC (15th year)

Career: 637-435-1 (18th Year)



CAT SCRATCHES

* Rachel Lawson is in her 16th season at the helm of the UK softball program and already ranks as the winningest head coach in school history. 2022 was her 13th-straight 30-win season with UK, not counting the COVID-shortened 2020 season.

* 2023 marks the 12th-straight year that Rachel Lawson, Kristine Himes and Molly Belcher will make up the full-time coaching staff. It is the longest-tenured coaching staff in the UK Athletics Department, and the longest in SEC Softball.

* Kayla Kowalik and Erin Coffel will become the first Kentucky Wildcats to ever play on the same UK Softball team as All-Americans. Coffel was a second-teamer in 2022 and Kowalik was a first-team selection in 2021.

* For the 11th-straight year, Kentucky is ranked in both the NFCA and USA Softball polls to start the season.

* UK's 2023 schedule by the numbers: 55 games, 8 games vs. WCWS teams from 2022, 65 percent of games against 2022 NCAA Tournament teams, 20 home games, 5 games vs. Kentucky schools, 24 SEC games

* Alexia Lacatena pitched for the Italian National Team during the Tokyo 2020 Olympic games. Lacatena pitched at least 1.2 innings in four of the five games Team Italy played, including not allowing a run in two innings against Team USA on July 20. She did not allow more than two runs in any performance in the circle and recorded seven strikeouts during the event.



2023 KENTUCKY SOFTBALL | WEEK 5 | @ MIZZOU

2023 KENTUCKY ALPHABETICAL ROSTER

No.	Name	Position	Class/EXP	Bats/Throws	Hometown (High School/Last College)
10	Jenna Blanton	Outfield	So.	L/R	Chapel Hill, Tenn./Forrest HS
88	Lauryn Borzilleri	Infield	Fr.	R/R	Riverside, Calif./King HS
21	Erin Coffel	Infield	Jr.	R/R	Bremen, Ind./Bremen HS
3	Taylor Ebbs	Outfield	So.	L/R	Keizer, Ore./McNary HS
64	Ella Emmert	Catcher	So.	R/R	Lexington, Ky./Lexington Catholic HS
6	Victoria Fragoso	Infield	Jr.	R/R	La Mirada, Calif./Orange Lutheran HS
17	Sloan Gayan	P/UTL	Sr.	R/R	Ottawa, Ill./Ottawa Township HS
2	Karissa Hamilton	UTL	Fr.	R/R	Flat Rock, Ind./Shelbyville HS
42	Izzy Harrison	P/UTL	So.	R/R	Franklin, Ind./Franklin Community HS
77	Meeko Harrison	Infield	Jr.	L/R	Fontana, Calif./Etiwanda HS
5	Taylor Hess	Pitcher	Fr.	L/L	St. Augusta, Minn./Maple Lake HS
99	Kayla Kowalik	Catcher	GS	L/R	New Braunfels, Texas/St. John Paul II HS
35	Alexia Lacatena	P/UTL	So.	R/R	Stanhope, N.J./Lenape Valley Regional HS
33	Grace Lorsung	Infield	Jr.	R/R	New Palestine, Ind./Indiana
1	Chelsea Mack	Outfield	Fr.	L/R	Brecksville, Ohio/Brecksville HS
00	Hallie Mitchell	C/UTL	So.	L/R	Forsyth, Ill./Maroa-Forsyth HS
11	Vanessa Nesby	Outfield	Jr.	L/R	Corona, Calif./Santiago HS
23	Stephanie Schoonover	P/UTL	Jr.	R/R	Dothan, Ala./Rehobeth HS
19	Rylea Smith	UTL	Sr.	L/R	St. Louis, Mo./Parkway North HS
8	Kennedy Sullivan	P/UTL	GS	R/R	Georgetown, Ky./Western KY University
20	Erica Thulen	UTL	Jr.	R/R	Erie, Ill./Erie-Prophetstown HS
12	Margaret Tobias	Infield	So.	L/R	Urbandale, Iowa/Dowling Catholic HS
30	Princess Valencia	Infield	Sr.	R/R	Georgetown, Ky./Western Kentucky

2023 KENTUCKY NUMERICAL ROSTER

No.	Name	Position	Class/EXP	Bats/Throws	Hometown (High School/Last College)
00	Hallie Mitchell	C/UTL	So.	L/R	Forsyth, Ill./Maroa-Forsyth HS
1	Chelsea Mack	Outfield	Fr.	L/R	Brecksville, Ohio/Brecksville HS
2	Karissa Hamilton	UTL	Fr.	R/R	Flat Rock, Ind./Shelbyville HS
3	Taylor Ebbs	Outfield	So.	L/R	Keizer, Ore./McNary HS
5	Taylor Hess	Pitcher	Fr.	L/L	St. Augusta, Minn./Maple Lake HS
6	Victoria Fragoso	Infield	Jr.	R/R	La Mirada, Calif./Orange Lutheran HS
8	Kennedy Sullivan	P/UTL	GS	R/R	Georgetown, Ky./Western KY University
10	Jenna Blanton	Outfield	So.	L/R	Chapel Hill, Tenn./Forrest HS
11	Vanessa Nesby	Outfield	Jr.	L/R	Corona, Calif./Santiago HS
12	Margaret Tobias	Infield	So.	L/R	Urbandale, Iowa/Dowling Catholic HS
17	Sloan Gayan	P/UTL	Sr.	R/R	Ottawa, Ill./Ottawa Township HS
19	Rylea Smith	UTL	Sr.	L/R	St. Louis, Mo./Parkway North HS
20	Erica Thulen	UTL	Jr.	R/R	Erie, Ill./Erie-Prophetstown HS
21	Erin Coffel	Infield	Jr.	R/R	Bremen, Ind./Bremen HS
23	Stephanie Schoonover	P/UTL	Jr.	R/R	Dothan, Ala./Rehobeth HS
30	Princess Valencia	Infield	Sr.	R/R	Georgetown, Ky./Western Kentucky
33	Grace Lorsung	Infield	Jr.	R/R	New Palestine, Ind./Indiana
35	Alexia Lacatena	P/UTL	So.	R/R	Stanhope, N.J./Lenape Valley Regional HS
42	Izzy Harrison	P/UTL	So.	R/R	Franklin, Ind./Franklin Community HS
64	Ella Emmert	Catcher	So.	R/R	Lexington, Ky./Lexington Catholic HS
77	Meeko Harrison	Infield	Jr.	L/R	Fontana, Calif./Etiwanda HS
88	Lauryn Borzilleri	Infield	Fr.	R/R	Riverside, Calif./King HS
99	Kayla Kowalik	Catcher	GS	L/R	New Braunfels, Texas/St. John Paul II HS

2023 COACHING & SUPPORT STAFF

Head Coach: Rachel Lawson (16th season)
Associate Head Coach: Kristine Himes (16th season)
Assistant Coach: Molly Belcher (13th season)
Director of Operations: Brittany Cervantes (4th season)
Athletic Trainer: Bri Papotto (10th season)
Equipment Manager: Myles Poole (7th season)
SID: Chris Shoals (8th season)

PRONUNCIATION GUIDE

Sloan **GAYAN** ... GAY-an
Victoria **FRAGOSO** ... FROG-Oh-so
Kayla **KOWALIK** ... Kuh-Wall-ICK
Alexia **LACATENA** ... La-Ca-TEN-UH
RYLEA Smith ... Ry-lee
MEEKO Harrison ... MEE-Ko
Lauryn **BORZILLERI** ... BOR-zuh-LAIR-ee
HALLIE Mitchell ... Hal-ee
KRISTINE Himes ... Kris-TEEN



2023 KENTUCKY SOFTBALL | WEEK 5 | @ MIZZOU

WEEKLY SCHEDULE FOR UK SOFTBALL TEAM

MONDAY - 6	TUESDAY - 7	WEDNESDAY - 8	THURSDAY - 9	FRIDAY - 10	SATURDAY - 11	SUNDAY - 12
NCAA Mandatory Off Day	Practice at John Cropp Stadium 3pm ET	Dayton at Kentucky W, 5-4	Practice at John Cropp Stadium 9am ET Bus to Columbia	Kentucky at Missouri 5 p.m. ET SEC Network+	Kentucky at Missouri 2 p.m. ET SEC Network	Kentucky at Missouri 2 p.m. ET SEC Network

2023 QUICK FACTS

GENERAL INFORMATION

Location:Lexington, Kentucky
 Founded:1865
 Enrollment:30,000
 Nickname: Wildcats
 Colors: Blue and White
 Conference: Southeastern
 President: Dr. Eli Capilouto
 Athletic Director: Mitch Barnhart

COACHING/SUPPORT STAFF

Head Coach: Rachel Lawson
 Alma mater:UMass, 1994
 Years at UK:16th Year
 Record at UK: 545-319-1, 168-184 SEC
 Career record: 637-435-1 (18th Year)
Assistant Coach: Kristine Himes
 Alma mater:..... Ohio State, 2003
 Years at UK:.....16th Year
Assistant Coach: Molly Belcher
 Alma mater: Kentucky, 2010
 Years at UK:.....13th Year
Director of Operations: Brittany Cervantes
 Alma mater:..... Kentucky, 2012
 Years at UK in Role:.....4th Year

TEAM INFORMATION

2022 Record:37-19
 2022 SEC record:13-11
 2022 SEC Finish:T-4th
 2022 NCAA Finish: ...NCAA Blacksburg Regional
 Final Ranking: 21/21
 Letterwinners: 17 returning, 6 lost
 Starters 6 returning, 3 lost
 Pitchers 5 returning, 1 lost
 Newcomers:7

STADIUM INFORMATION

Stadium: John Cropp Stadium (2013)
 Capacity: 2,117
 Dimensions:..... L-200, C-220, R-200

ATHLETIC COMMUNICATIONS AND PR

Contact: Chris Shoals
 Office Phone: 859.257.8437
 Mobile Phone: 513.312.2489
 Email:..... cmsh223@uky.edu

Who Coaches Where on Offense?

On third base - Kristine Himes (13th year coaching third base; 16th on staff; Offensive Coordinator)

On first base - Molly Belcher (13th year coaching first base; 13th on staff)

In dugout - Rachel Lawson (pitch caller, substitutions)

About John Cropp Stadium

- * Built: April of 2013
- * CF - 220
- * Lines - 200
- * Full Capacity - 2,117

>2023 is the 10th anniversary of JCS

Magic Number Four

Kentucky is 102-9-1 (.924) since the start of the 2020 season when it scores at least four runs.

In 2023, UK is 11-0-1 this season when scoring at least four runs.

First Inning Success

In 2022, UK outscored its opponents 58-43 in the first inning, and scored in the opening frame in 23 of 55 games.

In 2023, Kentucky is outscoring its opponents 17-16 in the opening inning, scoring in

the first inning in eight of the first 18 games.

Kowalik Breaks UK Hits Record

Kayla Kowalik went 5-for-5 against #8 Washington in the opening game of the 2023 Mary Nutter Collegiate Classic. With her third hit in the game, No. 283 for her career, she broke the UK record for most career hits. Kentucky won the game, 11-3.

Kowalik now owns the school record for career hits, runs scored and batting average and is tied for triples with 21.

First Top-10 Win of the Year vs. UW

UK beat #8 Washington, 11-3, for its first top-10 win of the season. Kentucky scored eight runs in the top of the eighth inning as it beat the Huskies in Palm Springs.

Schoonover's Statistics

- Stephanie Schoonover in 2023:
- * Leads the NCAA in shutouts (6)
 - * 18 K's vs. #24 North Texas, a new UK record
 - * #7 in NCAA and #3 in SEC in strikeouts (99)
 - * No-hitter vs. North Texas, her third
 - * 10+ K's in 6 of 8 starts
 - * 8-1 record

MEDIA INFORMATION

Credentials

All media credential requests should be submitted at least 24 hours prior to home games through UK Communications & Public Relations contact Chris Shoals. Credentials can be picked up at the Joe Craft Center in the Media Relations office.

Media Services/Interviews

During games, media will be provided with a media guide as well as notes. Final results are available following each game. For fax service, please contact a member of the UK Media Relations Office. Phones are made available on a first-come, first-serve basis in the press box. Interviews with players and coaches are done in an informal manner on the field following each game. For assistance in locating any member of the UK team, find Chris Shoals for help. For assistance with opposing players and coaches, please see the opposing SID.

Practice Interviews

Head coach Rachel Lawson is available for interviews weekday mornings as well as immediately after practice. Her office is located at the Soccer/Softball Offices. Team practices take place from 1-4 p.m., daily during the season. All practices take place at John Cropp Stadium and are subject to change based on class schedules and travel as well as game schedules. Interviews with coaches and/or players are after practice and phone interviews may be arranged. Advance notice is requested for all interviews. Please arrange all interviews through the UK Media Relations Office and softball contact Chris Shoals.



2023 KENTUCKY SOFTBALL | WEEK 5 | @ MIZZOU

NATIONAL RANKINGS [WEEK 5]

#	Team	Record	Previous
1	Oklahoma (25)	17-1	1
2	UCLA	22-1	2
3	Oklahoma State	18-1	3
4	Clemson	20-1	4
5	Tennessee	16-1	6
6	Florida State	20-3	5
7	Arkansas	19-3	7
8	Stanford	19-2	8
9	Alabama	17-3	9
10	Texas	17-2-1	11
11	Washington	18-3	12
12	Florida	14-3	10
13	Virginia Tech	14-4	13
14	LSU	20-1	15
15	Duke	17-4	14
16	Kentucky	12-5-1	16
16	Baylor	17-2	19
18	Georgia	17-5	16
19	Oregon	16-4	20
20	Arizona	15-6	18
21	Auburn	20-2	21
22	Northwestern	9-7	22
23	Missouri	15-6	23
24	Louisiana	13-8	24
24	Arizona State	15-3	RV

RV: Texas A&M (38), Wichita State (32), Nebraska (17), Maryland (12), Utah (9), UCF (7), Cal State Fullerton (5), Mississippi State (5), Louisville (4), California (2), Central Arkansas (1), Stetson (1).

#	Team	Record	Previous
1	Oklahoma (30)	17-1	1
2	UCLA (2)	22-1	2
3	Oklahoma State	18-1	3
4	Clemson	20-3	4
5	Florida State	20-3	5
6	Arkansas	19-3	6
7	Tennessee	16-1	7
8	Florida	14-3	8
9	Texas	17-2-1	9
10	Washington	18-3	11
11	Virginia Tech	14-4	10
12	Stanford	19-2	14
13	Alabama	17-3	13
14	LSU	20-1	15
15	Duke	17-4	12
16	Kentucky	12-5-1	17
17	Arizona	15-6	16
18	Auburn	20-2	19
19	Georgia	17-5	18
20	Baylor	17-2	21
21	Oregon	16-4	20
22	Arizona State	15-3	23
23	Wichita State	16-3	25
24	Northwestern	9-7	22
25	Missouri	15-6	24

RV: Maryland (36), Louisiana (13), Texas A&M (12), Cal State Fullerton (8), Utah (8), Mississippi State (2), Nebraska (2), San Diego State (2), Charlotte (1), UCF (1).

Kentucky in the Polls	USA Softball	NFCA
Preseason	17	20
February 14	16 (+1)	17 (+3)
February 21	18 (-2)	18 (-1)
February 28	17 (+1)	17 (+1)
March 7	16 (+/-0)	16 (+1)
March 14		
March 21		
March 28		
April 4		
April 11		
April 18		
April 25		
May 2		
May 9		

Racking Up Hotel Points and Frequent Flyer Miles in Pre-Conference

Since the season started on February 10, the Kentucky Softball team has spent 15 days on the road, playing 13 games in four different cities. The Wildcats play their first 18 games on the road of the 2023 season with competition in Clearwater, Florida; Celina, Texas; Los Angeles, Palm Springs, California and Norman, Oklahoma.

Kayla Kowalik in the UK Record Books

	Kowalik	UK Record (OR record prior to Kowalik)
Hits	300	285*
Batting Avg.	.419	.389
Triples	22	21*
Walks	102	131
Runs Scored	227	185*
Total Bases	439	454
Stolen Bases	70	84

* = Kowalik holds record

What's in a Mask?

Kayla Kowalik's specialty mask for 2023 is called a "Decade of Dominance" catching mask, as it commemorates the All-SEC catchers that UK has had for the last decade.

Every starting catcher for Rachel Lawson at Kentucky in her 16-year tenure has been named an All-Conference catcher at least once.

- * Brittany Cervantes
- * Megan Yocke
- * Griffin Joiner
- * Jenny Schaper
- * Kayla Kowalik



Home Openers

Kentucky is 18-9 overall in home openers in program history. Head coach Rachel Lawson at UK is 12-4 in her home openers, including winning eight of the last nine home openers, with the lone loss coming vs. #8 Michigan in 2022.

Taming the Tigers

Kentucky will look for its first win over Mizzou since Larissa Anderson took charge of the Tigers in 2019. UK has been swept by MU both times they have met with Larissa Anderson as the head coach, with both series coming in Lexington.

- 2022 - G1: L, 13-0; G2: L, 8-7; G3: L, 9-1
- 2019 - G1: L, 10-8; G2: L, 11-8; G3: L, 8-4

The 29 runs scored vs. Mizzou in 2022 is the most any Rachel Lawson coached UK team has ever given up in a three-game SEC series.

In 2017, UK's last visit to Mizzou, the Wildcats swept the Tigers, 3-0. The last three series between the two teams have all been sweeps. The last non-sweep was a 2-1 series win for UK in Lexington in 2016.

Winning in the SEC Becoming Normal

Between 1997 and 2010, Kentucky had one winning season in SEC play (2000, 15-13).



2023 KENTUCKY SOFTBALL | WEEK 5 | @ MIZZOU

2023 TEAM LEADERS

Hitting

BATTING AVERAGE

Vanessa Nesby (.459)
Kayla Kowalik (.415)
Margaret Tobias (.386)

AT-BATS

Kayla Kowalik (65)
Rylea Smith (61)
Erin Coffel, Grace Lorsung (46)

RUNS

Erin Coffel (17)
Kayla Kowalik, Vanessa Nesby (13)
3 tied (8)

HITS

Kayla Kowalik (27)
Rylea Smith (20)
Margaret Tobias, Vanessa Nesby, Erin Coffel (17)

DOUBLES

Erin Coffel (3)
Karissa Hamilton (2)
6 others (1)

TRIPLES

Rylea Smith, Kayla Kowalik, Karissa Hamilton (1)

HOME RUNS

Erin Coffel (8)
Grace Lorsung (3)
Taylor Ebbs (2)
3 Tied (1)

RBI

Erin Coffel (22)
Rylea Smith (11)
Kayla Kowalik (10)
Taylor Ebbs (8)

SLUGGING PCT.

Erin Coffel (.957)
Kayla Kowalik (.508)
Vanessa Nesby (.486)

Pitching

ERA

Stephanie Schoonover (1.62)
Alexia Lacatena (1.73)

STRIKEOUTS

Stephanie Schoonover (99)
Alexia Lacatena (212)
Izzy Harrison (14)

Since 2011, Kentucky has had a winning record in SEC play in eight of 11 full seasons played (excluding 2020).

Unafraid To Challenge

Kentucky has one of the toughest non-conference schedules in the country, having played #1 Oklahoma twice, #2 UCLA, #9 Texas, #8 Washington, #19 Northwestern and #24 North Texas in the non-conference. In those seven non-conference ranked games, UK went 2-4-1.

Schoonover's Impressive Week

Stephanie Schoonover had a weekend for the record books in Celina, Texas at the Tracy Brard Classic, going 2-0 with a save, including setting the UK record with 18 K's in a game vs. UNT as she tossed a no-hitter vs. the #22 Mean Green. Schoonover also threw a complete-game shut-out vs. McNeese on Friday and came on to get 5 K's in six outs to garner a save vs. Sam Houston State.

Schoonover was named the SEC Co-Pitcher of the Week and the D1Softball National Pitcher of the Week for her great week. Kentucky was also crowned champions of the Tracy Beard Classic in Celina, Texas with a 4-1 record on the weekend.

Kentucky's RPI

Monday morning, the NCAA released its first RPI for the 2023 season. Kentucky's resume includes:

RPI: 23
Strength of Schedule: 39

KENTUCKY AGAINST

Q1 (1-25): 1-4-1
Q2 (26-50): 2-0
Q3 (50-100): 3-0
Q4 (101+): 7-1

REMANAING GAMES

Q1 - 17 games
Q2 - 7 games
Q3 - 5 games
Q4 - 5 games

Vanessa Nesby Double Play on #SCTop10

Vanessa Nesby made a #SCTop10 double play in UK's 8-0 win over Louisville on opening day of the 2023 season. The UL batter blooped a ball into shallow LF, where Nesby made a diving catch to her left and got up to throw the runner at first out for the double-play. Meeko Harrison made a sprawling stick at first base to close the play, as it was #10 on that night's SportsCenter.

2023 MISC. STATS

Multi-Hit Games	2	3	4	5+	Total
Kayla Kowalik	6	1	-	1	8
Rylea Smith	5	1	-	-	6
Margaret Tobias	5	-	-	-	5
Erin Coffel	4	-	-	-	4
Vanessa Nesby	2	1	-	-	3
Jenna Blanton	-	2	-	-	2
Karissa Hamilton	2	-	-	-	2
Meeko Harrison	1	-	-	-	1
Grace Lorsung	1	-	-	-	1

TEAM	26	5	0	1	32
------	----	---	---	---	----

Multi-RBI Games	2	3	4	5+	Total
Erin Coffel	3	3	1	-	7
Rylea Smith	1	2	-	-	3
Taylor Ebbs	-	1	1	-	2
Kayla Kowalik	-	1	-	-	1
Jenna Blanton	1	-	-	-	1
Erica Thulen	1	-	-	-	1
Karissa Hamilton	-	-	1	-	1
Meeko Harrison	1	-	-	-	1

TEAM	7	7	3	0	17
------	---	---	---	---	----

Hitting Streaks	Longest	Current
Kayla Kowalik	8	4
Vanessa Nesby	6	4
Margaret Tobias	5	2
Grace Lorsung	4	-
Erin Coffel	4	4
Rylea Smith	3	-
Kennedy Sullivan	3	-
Erica Thulen	2	2
Karissa Hamilton	2	-
Meeko Harrison	2	1
Taylor Ebbs	2	1
Jenna Blanton	2	1
Hallie Mitchell	1	1
Lauryn Borzilleri	1	-
Chelsea Mack	1	-

Reach Base Streaks	Longest	Current
Kayla Kowalik	12	4
Erin Coffel	9	7
Vanessa Nesby	7	4
Rylea Smith	6	-
Grace Lorsung	5	-
Margaret Tobias	5	2
Kennedy Sullivan	4	-
Taylor Ebbs	4	1
Jenna Blanton	3	1
Meeko Harrison	3	1
Erica Thulen	2	2
Lauryn Borzilleri	2	-
Karissa Hamilton	2	-
Hallie Mitchell	2	1
Chelsea Mack	1	-
Victoria Fragoso	1	1



Winning a Tie?

Kentucky played No. 6 Texas to a 4-4 tie on opening weekend, however it was not a normal tie. The Wildcats led 7-4 in the eighth inning with an 0-2 count to the batter and two outs. The game then reached 3:30pm ET, the game's drop-dead time, and the game was declared a tie since Texas' offense fell one pitch short of completing its full at bat.

In the bottom of the eighth, inning alone there were seven stoppages in play, including three circle visits, a pitching change, two pinch runner changes and one for a batter to put new eye solution in.

Back-to-Back Run Rules vs. Louisville

Kentucky beat Louisville 9-0 with a no-hitter from Stephanie Schoonover in the spring of 2022, and knocked off the Cards 8-0 in five innings on opening day of 2023. Schoonover allowed no runs on just two hits in the contest.

Kowalik Ranked as #1 Catcher in America by Extra Innings Softball

Extra Innings Softball has ranked Kentucky catcher Kayla Kowalik as the No. 1 catcher in the country in its annual preseason positional rankings.

Kowalik has hit over .450 in each of her last two seasons in Lexington and has been an All-Southeastern Conference performer in three of her four years in her time as a Wildcat. She was in the running for National Player of the Year in 2021, hitting .500 for the season, a new single-season high for the Kentucky Softball program.

Karissa Hamilton Named to the NFCA Lead-Off Classic All-Tourney Team

Freshman Karissa Hamilton was named to the 2023 NFCA Lead-Off Classic All-Tourney Team after hitting .333 on the weekend with five RBI, including a walk-off three-run HR vs. Louisville in her first-career Battle of the Bluegrass game.

2022 SEC Awards

The SEC awards were released on May 13, 2022:

WHEN WAS THE LAST TIME

A Kentucky hitter:

- Hit 2 extra base hits ... **Karissa Hamilton 2B, HR vs. Louisville** 2/10/23
- Hit 3 extra base hits Erin Coffel (HR, HR, 2B vs. Miami (OH)) 5/20/22
- Hit 2 home runs **Erin Coffel HR, HR vs St. John's** 2/10/23
- Hit a Grand Slam **Erin Coffel vs. UIC** 2/10/23
- Scored 4 runs Kayla Kowalik (Miami OH)) 5/20/22
- Had 5+ RBI **Karissa Hamilton vs. Louisville** 2/10/23
- Had 4+ RBI **Erin Coffel vs. UIC** 2/10/23
- Had 4 walks Abbey Cheek at Alabama - 4) 4/28/19
- Had 2 stolen bases **Vanessa Nesby vs. Texas** 2/12/23
- Hit for the cycle Brooke Marnitz (vs. Indiana State) 2/25/06
- Hit an inside-the-park HR Renee Abernathy (vs. Buffalo) 3/10/22

A Kentucky fielder:

- Had 15+ putouts **Kayla Kowalik (vs. North Texas - 18)** 2/18/23
- Had 7 assists Katie Reed (vs. Texas A&M - 8) 4/14/18

A Kentucky pitcher:

- Had 10 strikeouts **Stephanie Schoonover (vs. UIC - 15)** 3/4/23
- Pitched a one-hitter **Stephanie Schoonover (vs. UIC - 15)** 3/4/23
- Pitched a no-hitter **Stephanie Schoonover (vs. North Texas)** 2/18/23
- Pitched a perfect game Chanda Bell (vs. Austin Peay - Game 1) 4/6/11
- Rachel Riley (vs. Austin Peay - Game 2) 4/6/11

An Opponent hitter:

- Hit 2 extra base hits **Kenzie Hansen (Oklahoma)** 3/3/23
- Hit 2 home runs **Kenzie Hansen (Oklahoma)** 3/3/23
- Scored 4 runs Celene Funke (Louisville - 4) 4/17/19
- Had 5 RBI **Kenzie Hansen (Oklahoma - 7)** 3/3/23
- Had 3 walks Kim Wert (Mizzou - 3) 4/25/22
- Had 3 strikeouts M. Hackbarth (Arizona State - 4) 2/15/20
- Had 2 stolen bases Bella Loonis (Arizona State - 2) 2/15/20

An Opponent pitcher:

- Had 10 strikeouts Chenise Delce (Arkansas - 10) 4/15/22
- Pitched a one hitter Alexis Osorio (Alabama) 3/31/18
- Pitched a no-hitter **Alex Storako (Oklahoma)** 3/3/23

Bold = Event happened in 2023

TRACKING KENTUCKY'S EXTRA-BASE HITS IN 2023 AND CAREER

Player	Doubles 2023 (career)	Triples 2023 (career)	Home Runs 2023 (career)	Totals 2023 (career)
Kayla Kowalik	1 (36)	1 (22)	1 (20)	3 (78)
Rylea Smith	0 (14)	0 (0)	0 (3)	0 (18)
Emma Boitnott	0 (0)	0 (0)	0 (0)	0 (0)
Erin Coffel	3 (21)	1 (3)	8 (44)	13 (69)
Victoria Fragoso	0 (0)	0 (0)	0 (1)	0 (1)
Meeko Harrison	1 (3)	0 (0)	0 (4)	1 (7)
Vanessa Nesby	1 (2)	0 (1)	0 (0)	1 (3)
Erica Thulen	0 (1)	0 (0)	0 (0)	0 (1)
Stephanie Schoonover	0 (0)	0 (0)	0 (0)	0 (0)
Jenna Blanton	0 (0)	0 (0)	0 (0)	0 (0)
Taylor Ebbs	1 (11)	0 (1)	1 (10)	2 (21)
Ella Emmert	0 (0)	0 (0)	0 (0)	0 (0)
Izzy Harrison	0 (0)	0 (0)	0 (0)	0 (0)
Alexia Lacatena	0 (1)	0 (1)	0 (0)	0 (2)
Hallie Mitchell	0 (0)	0 (0)	0 (0)	0 (0)
Margaret Tobias	0 (0)	0 (0)	0 (0)	0 (0)
Kennedy Sullivan	0 (5)	0 (0)	1 (5)	1 (9)
Laurny Borzilleri	0 (0)	0 (0)	0 (0)	0 (0)
Karissa Hamilton	2 (2)	1 (1)	1 (1)	4 (4)
Taylor Hess	0 (0)	0 (0)	0 (0)	0 (0)
Grace Lorsung	1 (1)	0 (0)	2 (2)	3 (3)
Chelsea Mack	0 (0)	0 (0)	0 (0)	0 (0)
Kyndal Tinnell	0 (0)	0 (0)	0 (0)	0 (0)
Princess Valencia	0 (0)	0 (0)	0 (0)	0 (0)
TOTALS	11 (97)	3 (29)	16 (96)	30 (198)



**WINS OVER TOP-25 TEAMS
RACHEL LAWSON ERA**

The Breakdown
Total wins over top 25: 125
Total wins over top 10: 61
Total wins over top 5: 34

Career wins over top-25 opponents

Date	Opponent	Score
2/23/23	vs. #8 Washington	11-3
2/18/23	vs. #22 North Texas	4-0
2/13/22	at #3 Virginia Tech	4-4
4/16/22	at #6 Arkansas	10-7
4/9/22	at #20 LSU	5-3
4/7/22	at #20 LSU	6-5
4/7/22	at #20 LSU	5-4
3/27/22	vs. #18 Auburn	5-4
3/25/22	vs. #18 Auburn	11-3
3/20/22	at #3 Alabama	9-4
3/17/22	vs. #19 Michigan	7-6
3/19/22	at #11 Arizona	7-5
4/23/21	vs. #17 LSU	7-5
4/11/21	vs. #20 Georgia	11-3 (5)
4/9/21	at #18 Tennessee	4-2
4/9/21	vs. #3 Alabama	5-4 (8)
3/28/21	vs. #3 Alabama	4-2
3/15/21	at #5 Florida	4-2 (9)
2/9/20	vs. #7 Minnesota	7-0
5/10/19	vs. #17 Ole Miss	8-0 (5)
4/28/19	at #3 Alabama	3-2 (13)
4/26/19	at #3 Alabama	4-1
4/22/19	vs. #14 Auburn	7-0
4/21/19	vs. #14 Auburn	7-3
4/19/19	vs. #14 Auburn	7-0
4/14/19	at #5 LSU	3-2
4/5/19	vs. #17 Ole Miss	11-4
3/30/19	at #13 Arkansas	16-2
3/10/19	at #11 South Carolina	4-2
3/7/19	at #11 South Carolina	1-2
3/8/19	at #11 South Carolina	5-0
1/17/19	vs. No. 23 James Madison (N)	6-1
2/16/19	vs. No. 19 Oregon (N)	12-3 (5)
2/14/18	at No. 1 Oregon	8-6
3/6/18	vs. No. 12 South Carolina	8-4
4/4/18	vs. No. 12 South Carolina	7-5
4/27/18	at No. 6 Tennessee	9-8 (8)
4/21/18	vs. No. 6 Georgia	4-2
4/15/18	at No. 9 Texas A&M	4-2
3/31/18	vs. No. 16 Alabama	11-6
3/18/18	vs. No. 8 LSU	2-0
4/17/18	vs. No. 8 LSU	4-1
4/30/17	vs. No. 23 South Carolina	7-3
4/30/17	vs. No. 4 Texas A&M	7-4
4/29/17	vs. No. 4 Texas A&M	7-2
4/16/17	vs. No. 3 Florida	5-1
4/14/17	at No. 24 Ole Miss	1-0
3/27/17 (2)	vs. No. 22 Arkansas	2-0
3/25/17 (1)	vs. No. 22 Arkansas	7-5
3/24/17	vs. No. 22 Arkansas	2-1
3/19/17	at No. 16 Georgia	2-1
3/12/17	vs. No. 15 Michigan	1-1
3/11/17	at No. 5 UCLA	2-1 (11)
3/22/16	vs. No. 25 Utah	4-0
4/22/16	at No. 4 Alabama	3-2
4/17/16	vs. No. 18 Missouri	3-2
4/15/16	vs. No. 18 Missouri	2-0
4/11/16	at No. 8 LSU	3-0
4/10/16	at No. 8 LSU	1-0
4/9/16	at No. 8 LSU	5-3
2/15/16	at No. 22 Arizona State	1-0
2/15/16	vs. No. 20 Utah (N)	8-6
2/13/16	vs. No. 4 Oregon (N)	8-6
5/12/16	vs. No. 25 Notre Dame (N)	10-7
5/17/15	at No. 16 Notre Dame	4-3
4/6/15	vs. No. 5 Alabama	7-2
3/28/15	vs. No. 1 LSU	7-2
3/27/15	vs. No. 1 LSU	3-1
3/8/15	at No. 20 Texas A&M	3-2
2/19/15	vs. No. 10 Arizona	5-2
2/8/15	at No. 5 Florida State	4-1
2/29/14	vs. No. 6 La-Lafayette	4-1
2/25/14	at No. 3 UCLA	7-1
2/25/14	at No. 3 UCLA	7-3
2/17/14	vs. No. 25 James Madison	2-1
2/14/14	vs. No. 25 LSU	4-3 (9)
2/8/14	vs. No. 7 Tennessee	5-2
2/27/14	vs. No. 8 Tennessee	5-2
4/5/14	vs. No. 18 Texas A&M	5-3
4/6/14	vs. No. 18 Texas A&M	4-2 (10)
3/30/14	vs. No. 21 Auburn	2-1
3/15/14	at No. 16 Missouri	8-7 (8)
2/16/14	vs. No. 15 Texas	3-2
2/14/14	vs. No. 15 Texas	6-4
5/17/13	vs. No. 2 Oklahoma	5-4 (10)
5/5/13	at No. 7 Alabama	9-5 (8)
5/2/13	at No. 7 Alabama	5-0
4/27/13	vs. No. 11 Missouri	8-2
4/21/13	vs. No. 7 Louisville	2-1
4/12/13	vs. No. 3 Florida	4-2
3/13/13	vs. No. 25 North Carolina	18-0
2/15/13	vs. No. 16 Washington (N)	3-2
2/10/13	vs. No. 10 Stanford (N)	3-1
2/8/13	vs. No. 3 Cal (N)	3-2 (9)
5/8/12	vs. No. 22 LSU	1-0
5/5/12	vs. No. 22 LSU	2-1
4/29/12	at No. 22 LSU	4-3 (8)
4/27/12	at No. 2 Florida	2-0
4/13/12	vs. No. 10 Georgia	4-0
4/13/12	vs. No. 10 Georgia	4-1
3/30/12	at No. 9 Tennessee	2-3
3/23/12	at No. 18 Auburn	5-3
2/28/11	vs. No. 5 California	8-4 (8)
2/22/11	at No. 2 Michigan	8-0 (5)
2/20/11	vs. No. 21 Notre Dame (N)	2-1
2/11/11	vs. No. 23 Auburn	10-2 (6)
4/3/11	vs. No. 5 Florida	9-2
4/2/11	vs. No. 5 Florida	7-2
4/1/11	vs. No. 5 Florida	10-2 (6)
3/18/11	at No. 25 LSU	6-1
3/13/11	vs. No. 7 Tennessee	5-4 (10)
3/11/11	vs. No. 7 Tennessee	9-5
5/11/10	vs. No. 22 Ohio State (N)	9-0 (5)
5/11/10	at No. 19 Ohio State	6-5
4/17/10	at No. 3 Florida	5-3
3/27/10	vs. No. 7 Georgia	4-2
3/16/10	vs. No. 5 Alabama	5-4
3/11/10	at No. 5 Alabama	7-2
5/7/09	vs. No. 7 Georgia (N)	2-0
4/18/09	vs. No. 12 Tennessee	6-5
3/7/09	at No. 19 LSU	6-5 (8)
3/15/08	at No. 6 Tennessee	2-1 (8)

Home: 51 | Away: 47 | Neutral: 21 | SEC: 73

2023 UK HONORS

Stephanie Schooniver
- SEC Pitcher of the Week (2/20)
- D1 Softball National Pitcher of the Week (2/21)

Kayla Kowalik
- Preseason All-SEC
- USA Softball Top-50 Preseason Watch List

Erin Coffel
- Preseason All-SEC
- USA Softball Top-50 Preseason Watch List

Karissa Hamilton
- NFCA All-Tournament Team

UK'S RECORD WHEN ...

	All	SEC
One-run game	2-0	0-0
Single game	4-2-1	0-0
First of Day	4-2	0-0
Second of Day	5-1	0-0
Home	1-0	0-0
Away	1-2	0-0
Neutral	11-3-1	0-0
vs. Kentucky schools	1-0	0-0
vs. Top 10	1-3-1	0-0
vs. Top 25	2-4-1	0-0
UK scores first	10-1	0-0
UK scores 0-2 runs	2-3	0-0
UK scores 3-5 runs	5-2-1	0-0
UK scores 6-9 runs	3-0	0-0
UK scores 10+ runs	3-0	0-0
Opp. scores first	3-1	0-0
Opp. scores 0-2 runs	10-0	0-0
Opp. scores 3-5 runs	2-1-1	0-0
Opp. scores 6-9 runs	0-3	0-0
Opp. scores 10+ runs	0-1	0-0
UK has 3 or fewer hits	1-1	0-0
UK has 4-6 hits	2-3	0-0
UK has 7-9 hits	5-1-1	0-0
UK has 10+ hits	5-0	0-0
Opp. has 3 or fewer hits	7-0	0-0
Opp. has 4-6 hits	5-2-1	0-0
Opp. has 7-9 hits	1-0	0-0
Opp. has 10+ hits	0-3	0-0
UK has no errors	7-1	0-0
UK has 1 error	4-3-1	0-0
UK has 2+ errors	2-1	0-0
Leading or tied after 4 innings	12-0	0-0
Leading or tied after 5 innings	12-0	0-0
Leading or tied after 6 innings	10-0-1	0-0
Trailing after 4 innings	1-5-1	0-0
Trailing after 5 innings	1-5-1	0-0
Trailing after 6 innings	0-4	0-0
Extra-inning games	1-0-1	0-0
Walk-off's (7+ innings only)	0-0	0-0
UK hits a double	8-0-1	0-0
UK hits a triple	2-1	0-0
UK hits a home run	9-2	0-0
UK has 4+ extra base hits	1-0	0-0
UK steals a base	6-0-1	0-0
UK steals 2+ bases	5-0-1	0-0
In February	10-3-1	0-0
In March	3-2	0-0
In April	0-0	0-0
In May	0-0	0-0
On Monday	0-0	0-0
On Tuesday	1-0	0-0
On Wednesday	1-0	0-0
On Thursday	2-0	0-0
On Friday	3-3	0-0
On Saturday	4-2	0-0
On Sunday	2-0-1	0-0

GAME NOTES (CONT'D)

First Team All-SEC: Lauren Johnson, Erin Coffel, Kayla Kowalik
Second Team All-SEC: Renee Abernathy, Tatum Spangler
All-Defensive SEC: Kayla Kowalik (C), Tatum Spangler (P), Rylea Smith (RF)
Scholar-Athlete of the Year: Renee Abernathy

Coffel Joins Cheek in Power Records
 Erin Coffel joins Abby Cheek as the only two players in program history to have multiple seasons of at least 15 home runs and 50 RBI.

Balanced Offense
 Most Different Players hitting a home run, in a single season in school history for UK:
 • 13 (2011)



GAME NOTES (CONTINUED FROM PAGE 7)

- 12 (2014)
- 11 (2022)
- 11 (2012)

The Tenured Trio

2022 marks the 12th-straight year that Rachel Lawson, Kristine Himes and Molly Belcher will make up the full-time coaching staff. It is the longest-tenured coaching staff in the UK Athletic Department, and the longest in SEC Softball. The previous longest-tenured staff prior to 2021 was Tennessee.

Lawson Gets to 500

Kentucky Softball head coach Rachel Lawson recorded her 500th win as the head coach of Kentucky Softball in a 23-0 win over UC Santa Barbara in February of 2022. She is the first-ever coach to get to 500 wins at Kentucky and continues to add to her program-record win total.

Kowalik and Coffel on SEC Preseason Team

Kentucky Softball players Erin Coffel and Kayla Kowalik were voted to the 2023 Preseason All-Southeastern Conference Softball Team, the league office announced Thursday morning. The Preseason All-SEC Softball Team is voted on by the league’s head coaches and consists of a minimum of 21 players. No ties are broken.

Kowalik and Coffel on USA Softball Player of the Year Watch List

Kentucky Softball senior Kayla Kowalik and junior Erin Coffel were both placed on the USA Softball top-50 player of the year watch list, the organization announced Wednesday afternoon. It is the first time in program history that two players from UK have been named to the list.

Voted on by media and head coaches making up USA Softball, the list serves as a starting point for the national player of the year conversation. Each voting member is to consider the top-50 watch list at the start of the season with the list cut down as the season progresses into a final three and ultimately the NPOY award given out at the 2023 Women’s College World Series.



2023 KENTUCKY SOFTBALL | WEEK 5 | @ MIZZOU

2023 SEC STANDINGS

School	SEC	Pct.	All	Pct.	Home	Away	Neu.	Streak
LSU	0-0	.000	20-1	.952	12-1	3-0	5-0	W7
Tennessee	0-0	.000	17-1	.944	6-0	1-0	10-1	W12
South Carolina	0-0	.000	21-2	.913	12-1	3-1	6-0	W7
Auburn	0-0	.000	20-3	.870	15-1	1-1	4-1	L1
Alabama	0-0	.000	19-3	.864	14-2	1-0	4-1	W8
Florida	0-0	.000	15-3	.833	7-0	4-0	4-3	W4
Arkansas	0-0	.000	19-4	.826	11-2	1-0	7-2	L1
Georgia	0-0	.000	18-5	.783	12-4	2-1	4-0	W4
Mississippi State	0-0	.000	16-5	.762	5-1	2-0	9-4	W2
Missouri	0-0	.000	16-6	.727	1-0	3-2	12-4	W2
Kentucky	0-0	.000	13-5-1	.711	1-0	2-2	10-3-1	W2
Texas A&M	0-0	.000	14-6	.700	7-0	1-1	6-5	L1
Ole Miss	0-0	.000	13-8	.619	4-2	2-1	7-5	L2

- SEC Regular Season Champion; \$ - SEC Tournament Champion

SEC WEEKLY AWARDS

Feb. 13, 2022

Player of the Week: Taylor Pleasants (LSU) & Trinity Cannon (Texas A&M)
Pitcher of the Week: Maddie Penta (Auburn)
Freshman of the Week: Atalyia Rijo (Arkansas)

Feb. 20, 2022

Player of the Week: Skylar Wallace (Florida)
Pitcher of the Week: Stephanie Schoonover (Kentucky) and Elizabeth Hightower (Florida)
Freshman of the Week: Sydney Berzon (LSU)

Feb. 27, 2022

Player of the Week: Bri Ellis (Auburn)
Pitcher of the Week: Chenise Delce (Arkansas)
Madison Kerpics (Georgia)
Freshman of the Week: Karlyn Pickens (Tennessee)

March 6, 2022

Player of the Week: Raigan Kramer (Arkansas)
Pitcher of the Week: Montana Fouts (Alabama)
Freshman of the Week: Karlyn Pickens (Tennessee)

March 14, 2022

Player of the Week:
Pitcher of the Week:
Freshman of the Week:

March 21, 2022

Player of the Week:
Pitcher of the Week:
Freshman of the Week:

March 28, 2022

Player of the Week:
Pitcher of the Week:
Freshman of the Week:

April 4, 2022

Player of the Week:
Pitcher of the Week:
Freshman of the Week:

April 11, 2022

Player of the Week:
Pitcher of the Week:
Freshman of the Week:

April 18, 2022

Player of the Week:
Pitcher of the Week:
Freshman of the Week:

April 25, 2022

Player of the Week:
Pitcher of the Week:
Freshman of the Week:

May 2, 2022

Player of the Week:
Pitcher of the Week:
Freshman of the Week:

May 9, 2022

Player of the Week:
Pitcher of the Week:
Freshman of the Week:

2022 SEC Postseason Awards:

Player of the Year: KB Sides (Arkansas)
Pitcher of the Year: Chenise Delce (Arkansas)
Freshman of the Year: Bri Ellis (Auburn)
Coach of the Year: Courtney Diefel (Arkansas)
Scholar-Athlete of the Year: Renee Abernathy (Kentucky)

THE SEC IN THE 2022 NCAA TOURNAMENT

Top-Eight Seeds

(4) Arkansas (Princeton, Wichita St., Oregon)

(6) Alabama (Chattanooga, Murray St., Stanford)

Regional Hosts

(11) Tennessee (Ohio St., Campbell, Oregon St.)

(14) Florida (Georgia Tech, Wisconsin, Canisius)

(15) Missouri (Missouri St., Arizona, Illinois)

Regional No. 2/3 Seeds

Kentucky (#3 Virginia Tech, Miami, St. Francis)

LSU (#8 Arizona State, Cal St. Fullerton, San Diego St.)

Auburn (#10 Clemson, Louisiana, UNCW)

Georgia (#12 Duke, Liberty, UMBC)

Mississippi State (#2 Florida St., USF, Howard)

Ole Miss (#5 UCLA, LMU, Grand Canyon)

Texas A&M (#1 Oklahoma, Minnesota, Prairie View)



Katie Reed (2016-2019)



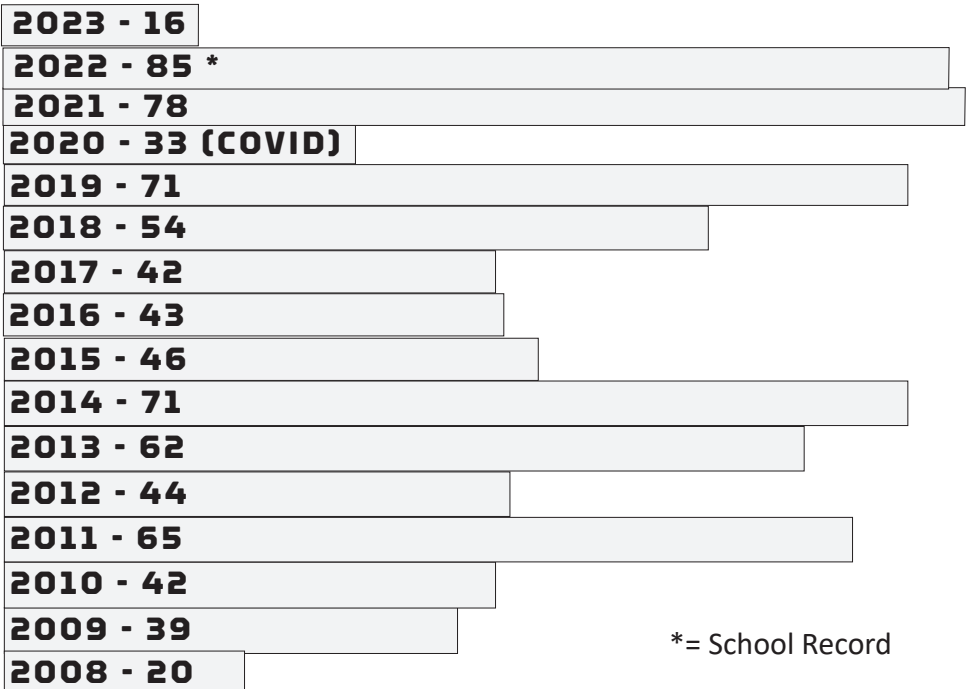
2023 KENTUCKY SOFTBALL | WEEK 5 | @ MIZZOU

SOUTHEASTERN CONFERENCE BREAKDOWN KENTUCKY'S HISTORY IN SEC ACTION

Team	Years of UK Series Victories	2023 Breakdown: 0-0	
Mississippi State (9): 2018, 2022	1998, 2002, 2009, 2010, 2011, 2013, 2014, 2016,	at Missouri	Game 1: Game 2: Game 3:
Auburn (5):	2000, 2001, 2009, 2012, 2022		
Florida (3):	2000, 2011, 2012		
Georgia (2):	2000, 2012	TEXAS A&M	Game 1: Game 2: Game 3:
Tennessee (2):	2000, 2011		
Ole Miss (10):	2001, 2007, 2008, 2009, 2010, 2012, 2013, 2014, 2016, 2022		
South Carolina (9):	2001, 2006, 2009, 2010, 2011, 2012, 2013, 2016, 2018, 2019		
Arkansas (7):	2002, 2003, 2010, 2011, 2014, 2016, 2017	at Georgia	Game 1: Game 2: Game 3:
Alabama (3):	2013, 2019, 2021		
LSU (6):	2012, 2015, 2016, 2017, 2018, 2022		
Missouri (3):	2014, 2016, 2017		
South Carolina (5):	2016, 2018, 2019, 2021, 2022	at Ole Miss	Game 1: Game 2: Game 3:
Texas A&M (4):	2014, 2017, 2020, 2021		
Year:	UK's Series Captured that Season		
1997 (0):	-		
1998 (1):	Mississippi State	TENNESSEE	Game 1: Game 2: Game 3:
1999 (0):	-		
2000 (4):	Auburn, Florida, Georgia, Tennessee		
2001 (3):	Auburn, Ole Miss, South Carolina		
2002 (2):	Arkansas, Mississippi State	ARKANSAS	Game 1: Game 2: Game 3:
2003 (1):	Arkansas		
2004 (0):	-		
2005 (0):	-		
2006 (1):	South Carolina		
2007 (1):	Ole Miss	at Mississippi State	Game 1: Game 2: Game 3:
2008 (1):	Ole Miss		
2009 (4):	Auburn, Mississippi State, Ole Miss, South Carolina		
2010 (4):	Arkansas, Mississippi State, Ole Miss, South Carolina		
2011 (5):	Arkansas, Mississippi State, Tennessee, Florida, South Carolina		
2012 (6*):	Auburn, Georgia, Ole Miss, Florida, LSU, South Carolina	FLORIDA	Game 1: Game 2: Game 3:
2013 (4):	Ole Miss, Miss. State, South Carolina, Alabama		
2014 (5):	Mississippi State, Missouri, Texas A&M, Ole Miss, Arkansas		
2015 (1):	No. 1 LSU		
2016 (6*):	at South Carolina, Ole Miss, at Arkansas, at No. 8 LSU, No. 18 Missouri, vs. Mississippi State		
2017 (3):	Arkansas, at Missouri, vs. Texas A&M		
2018 (2):	No. 8 LSU, No. 12 South Carolina		
2019 (3):	No. 11 South Carolina, Mississippi State, No. 14 Auburn, at No. 3 Alabama		
2020 (1):	(Only series played (COVID-19) Texas A&M		
2021 (3):	#3 Alabama, at Texas A&M, South Carolina		
2022 (5):	No. 18 Auburn, at #20 LSU, Ole Miss, Mississippi St., South Carolina		

*=School Record of SEC series won in single season

KENTUCKY HOME RUN TRACKER UNDER COACH KRISTINE HIMES



*= School Record



2023 KENTUCKY SOFTBALL | WEEK 5 | @ MIZZOU

STARTING LINEUPS BY BATTING ORDER

Opponent	1	2	3	4	5	6	7	8	9
St. John's	Kowalik	Smith	Coffel	Lorsung	Ebbs	Sullivan	Harrison	Tobias	Blanton
Louisville	Kowalik	Smith	Coffel	Lorsung	Ebbs	Hamilton	Harrison	Tobias	Blanton
Pitt					CANCELLED				
Southern					CANCELLED				
Texas	Kowalik	Smith	Coffel	Lorsung	Hamilton	Ebbs	Harrison	Tobias	Blanton
UT-Arlington	Kowalik	Smith	Coffel	Lorsung	Ebbs	Hamilton	Harrison	Tobias	Blanton
McNeese	Kowalik	Nesby	Coffel	Hamilton	Ebbs	Lorsung	Tobias	Blanton	Smith
South Dakota	Kowalik	Smith	Coffel	Lorsung	Sullivan	Ebbs	Harrison	Tobias	Blanton
North Texas	Kowalik	Smith	Coffel	Hamilton	Ebbs	Lorsung	Hamilton	Tobias	Blanton
Sam Houston St.	Kowalik	Smith	Coffel	Hamilton	Ebbs	Lorsung	Harrison	Tobias	Blanton
LMU	Kowalik	Smith	Coffel	Ebbs	Lorsung	Sullivan	Harrison	Tobias	Blanton
Washington	Kowalik	Coffel	Hamilton	Ebbs	Smith	Lorsung	Harrison	Tobias	Blanton
SDSU	Kowalik	Tobias	Coffel	Smith	Ebbs	Lorsung	Harrison	Nesby	Blanton
UCLA	Kowalik	Smith	Coffel	Ebbs	Lorsung	Hamilton	Harrison	Tobias	Blanton
Northwestern	Kowalik	Smith	Coffel	Lorsung	Hamilton	Nesby	Harrison	Tobias	Blanton
UC-Irvine	Kowalik	Smith	Coffel	Ebbs	Hamilton	Lorsung	Harrison	Tobias	Blanton
Oklahoma	Kowalik	Smith	Coffel	Ebbs	Hamilton	Lorsung	Harrison	Tobias	Blanton
UIC	Kowalik	Nesby	Coffel	Sullivan	Smith	Lorsung	Ebbs	Borzilleri	Tobias
Oklahoma	Kowalik	Nesby	Coffel	Sullivan	Smith	Lorsung	Ebbs	Harrison	Tobias
UIC	Kowalik	Nesby	Coffel	Sullivan	Smith	Hamilton	Lorsung	Borzilleri	Tobias
Dayton	Kowalik	Nesby	Coffel	Lorsung	Smith	Sullivan	Ebbs	Blanton	Tobias
Missouri (1)									
Missouri (2)									
Missouri (3)									
SLU									
Liberty									
DePaul									
Michigan									
Longwood									
Michigan									
Texas A&M (1)									
Texas A&M (2)									
Texas A&M (3)									
Louisville									
Georgia (1)									
Georgia (2)									
Georgia (3)									
Ole Miss (1)									
Ole Miss (2)									
Ole Miss (3)									
Bellarmino									
Tennessee (1)									
Tennessee (2)									
Tennessee (3)									
Northern KY									
Arkansas (1)									
Arkansas (2)									
Arkansas (3)									
Eastern KY									
Miss St (1)									
Miss St (2)									
Miss St (3)									
Florida (1)									
Florida (2)									
Florida (3)									



2023 KENTUCKY SOFTBALL | WEEK 5 | @ MIZZOU

STARTING LINEUPS BY POSITION

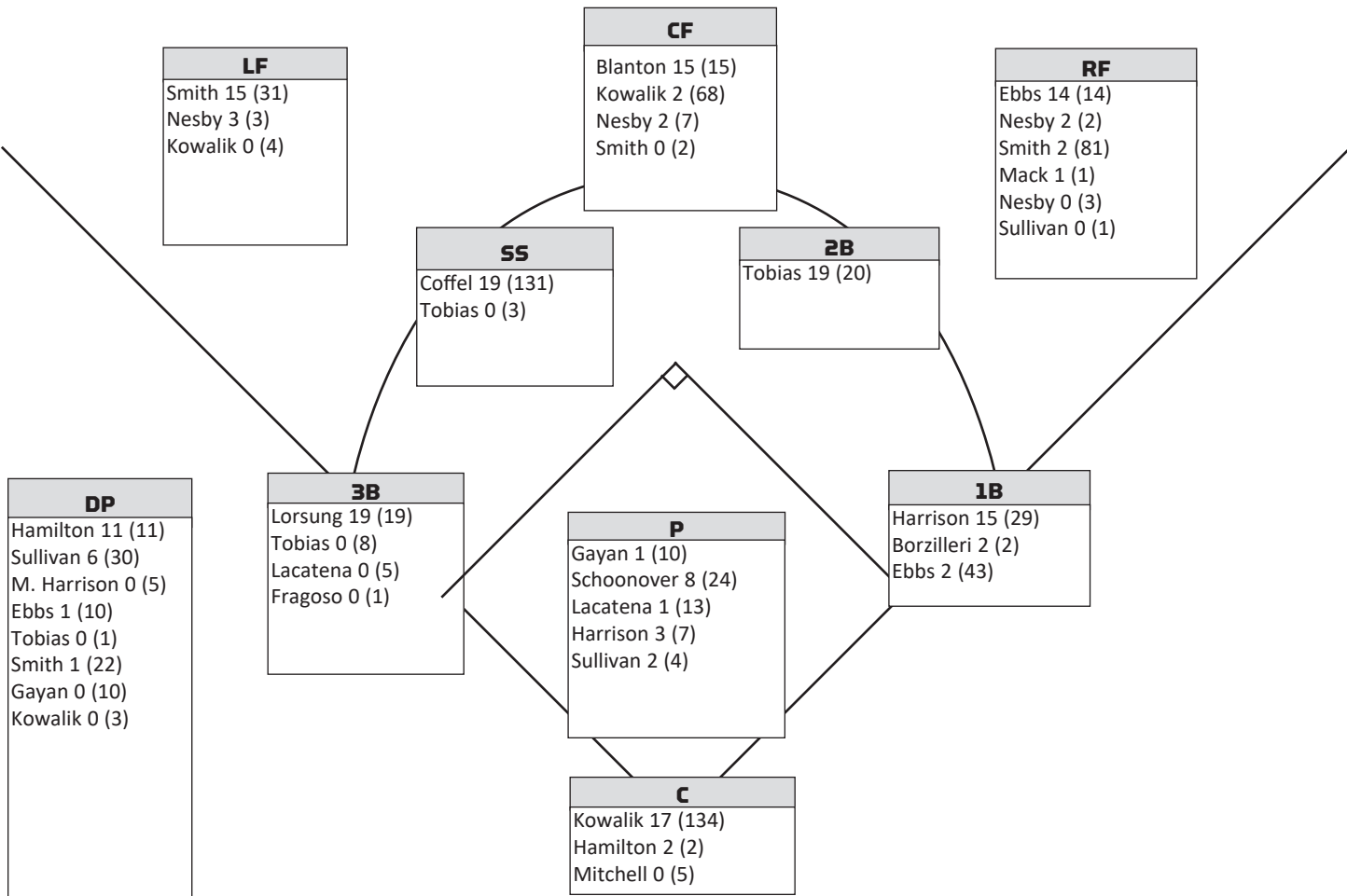
Opponent	C	1B	2B	3B	SS	LF	CF	RF	P
St. John's	Kowalik	Harrison	Tobias	Lorsung	Coffel	Smith	Blanton	Ebbs	Sullivan
Louisville	Kowalik	Harrison	Tobias	Lorsung	Coffel	Smith	Blanton	Ebbs	Schoonover
Pitt					CANCELLED				
Southern					CANCELLED				
Texas	Kowalik	Harrison	Tobias	Lorsung	Coffel	Smith	Blanton	Ebbs	Schoonover
UT-Arlington	Hamilton	Harrison	Tobias	Lorsung	Coffel	Nesby	Kowalik	Smith	Gayan
McNeese	Kowalik	Harrison	Tobias	Lorsung	Coffel	Nesby	Blanton	Smith	Schoonover
South Dakota	Kowalik	Harrison	Tobias	Lorsung	Coffel	Smith	Blanton	Ebbs	I. Harrison
North Texas	Kowalik	Harrison	Tobias	Lorsung	Coffel	Smith	Blanton	Smith	Schoonover
Sam Houston St.	Kowalik	Harrison	Tobias	Lorsung	Coffel	Smith	Blanton	Ebbs	Lacatena
LMU	Kowalik	Harrison	Tobias	Lorsung	Coffel	Smith	Blanton	Ebbs	Schoonover
Washington	Kowalik	Harrison	Tobias	Lorsung	Coffel	Smith	Blanton	Ebbs	I. Harrison
SDSU	Kowalik	Harrison	Tobias	Lorsung	Coffel	Smith	Blanton	Ebbs	Schoonover
UCLA	Kowalik	Harrison	Tobias	Lorsung	Coffel	Smith	Blanton	Ebbs	I. Harrison
Northwestern	Kowalik	Harrison	Tobias	Lorsung	Coffel	Smith	Blanton	Ebbs	Schoonover
UC-Irvine	Kowalik	Harrison	Tobias	Lorsung	Coffel	Smith	Blanton	Ebbs	Schoonover
Oklahoma	Kowalik	Harrison	Tobias	Lorsung	Coffel	Smith	Blanton	Ebbs	Schoonover
UIC	Kowalik	Borzilleri	Tobias	Lorsung	Coffel	Smith	Nesby	Ebbs	Schoonover
Oklahoma	Kowalik	Harrison	Tobias	Lorsung	Coffel	Smith	Nesby	Ebbs	Lacatena
UIC	Hamilton	Borzilleri	Tobias	Lorsung	Coffel	Smith	Nesby	Ebbs	Lacatena
Dayton	Kowalik	Ebbs	Tobias	Lorsung	Coffel	Nesby	Blanton	Mack	Sullivan
Missouri (1)									
Missouri (2)									
Missouri (3)									
SLU									
Liberty									
DePaul									
Michigan									
Longwood									
Michigan									
Texas A&M (1)									
Texas A&M (2)									
Texas A&M (3)									
Louisville									
Georgia (1)									
Georgia (2)									
Georgia (3)									
Ole Miss (1)									
Ole Miss (2)									
Ole Miss (3)									
Bellarmine									
Tennessee (1)									
Tennessee (2)									
Tennessee (3)									
Northern KY									
Arkansas (1)									
Arkansas (2)									
Arkansas (3)									
Eastern KY									
Miss St (1)									
Miss St (2)									
Miss St (3)									
Florida (1)									
Florida (2)									
Florida (3)									



2023 STARTS BY BATTING ORDER

Player	1	2	3	4	5	6	7	8	9
Jenna Blanton	2	14
Lauryn Borzilleri	3	.
Erin Coffel	.	1	18
Taylor Ebbs	.	.	.	5	6	3	1	.	.
Ella Emmert
Victoria Fragoso
Karissa Hamilton	.	.	1	3	5	7	.	.	.
Izzy Harrison
Meeko Harrison	12	1	.
Taylor Hess	2	.	.
Lauren Johnson
Kayla Kowalik	19
Alexia Lacatena
Grace Lorsung	.	.	.	7	2	8	2	.	.
Hallie Mitchell
Vanessa Nesby	.	5	1	1	1
Stephanie Schoonover
Rylea Smith	.	12	.	1	5
Kennedy Sullivan	.	.	.	3	1	2	.	.	.
Kyndal Tinnell
Erica Thulen
Margaret Tobias	.	1	1	12	4
Princess Valencia

STARTS BY POSITION IN 2023 (CAREER)





2023 KENTUCKY SOFTBALL | WEEK 5 | @ MIZZOU

2023 TEAM GAME-BY-GAME HITTING

Opponent	AB	R	H	RBI	2B	3B	HR	TB	BB	SB	CS	HBP	SAC	SFG	DP	K	PO	E	LOB	Avg
St. John's	24	14	14	13	1	0	5	30	5	0	0	0	1	0	0	0	15	0	4	.583
Louisville	20	8	5	5	2	0	1	10	3	2	0	1	0	0	0	2	15	0	4	.432
Texas	28	4	7	2	1	0	0	8	0	2	0	1	0	0	0	3	21	1	4	.361
UT-Arlington	27	2	6	2	0	0	1	9	6	0	0	0	0	0	0	1	21	1	10	.323
McNeese	24	4	9	4	1	1	0	12	3	0	0	1	2	0	0	4	21	2	6	.333
South Dakota	23	9	11	9	2	0	0	13	7	1	0	0	0	1	0	4	15	0	8	.356
North Texas	29	4	7	4	0	0	1	10	2	0	0	0	0	0	0	4	21	1	6	.337
Sam Houston St.	27	5	8	4	0	0	1	11	2	2	0	0	0	2	0	0	21	0	5	.332
LMU	25	1	3	1	0	0	0	3	2	0	0	0	0	0	0	8	21	2	5	.308
Washington	36	11	16	11	0	0	1	19	4	0	0	3	2	0	0	8	24	1	11	.327
SDSU	21	2	4	1	0	0	1	7	2	1	0	1	0	0	0	5	21	1	4	.317
UCLA	29	3	8	3	0	0	1	11	1	0	1	1	0	0	0	13	18	1	6	.313
Northwestern	25	3	6	2	0	1	0	8	2	0	0	1	1	1	0	7	21	2	5	.308
UC-Riverside	22	3	8	3	1	0	1	12	5	0	0	0	0	0	0	4	15	0	10	.311
Oklahoma	15	0	0	0	0	0	0	0	0	0	0	1	0	0	0	5	12	0	1	.299
UIC	35	7	15	6	2	0	0	17	2	3	0	0	0	0	0	2	21	0	9	.310
Oklahoma	25	1	6	1	0	0	0	6	0	0	0	0	0	0	0	4	18	1	3	.306
UIC	23	11	8	7	0	1	2	16	4	2	0	1	0	0	0	1	15	0	5	.308
Dayton	27	5	10	5	1	0	1	13	2	0	0	0	2	0	0	3	21	1	8	.311
Missouri (1)																				
Missouri (2)																				
Missouri (3)																				
SLU																				
Liberty																				
DePaul																				
Michigan																				
Longwood																				
Michigan																				
Texas A&M (1)																				
Texas A&M (2)																				
Texas A&M (3)																				
Louisville																				
Georgia (1)																				
Georgia (2)																				
Georgia (3)																				
Ole Miss (1)																				
Ole Miss (2)																				
Ole Miss (3)																				
Bellarmine																				
Tennessee (1)																				
Tennessee (2)																				
Tennessee (3)																				
NKU																				
Arkansas (1)																				
Arkansas (2)																				
Arkansas (3)																				
EKU																				
Miss St (1)																				
Miss St (2)																				
Miss St (3)																				
Florida (1)																				
Florida (2)																				
Florida (3)																				



2023 KENTUCKY SOFTBALL | WEEK 5 | @ MIZZOU

2023 HOME RUN TRACKER

#	Player	Game#	Date	Opp.	Pitcher	On-base	Inning	Outs	Count	Score	Final
1.	Taylor Ebbs	1	Feb 10	vs St. John's	Zamudio	...3	1	1	0-0	0-3	W, 14-4
2.	Kennedy Sullivan	1	Feb 10	vs St. John's	Zamudio	0...	1	1	3-1	4-3	W, 14-4
3.	Erin Coffel	1	Feb 10	vs St. John's	Serafinko	0...	2	1	3-2	6-3	W, 14-4
4.	Erin Coffel (2)	1	Feb 10	vs St. John's	Serafinko	0...	4	1	1-0	7-3	W, 14-4
5.	Grace Lorsung	1	Feb 10	vs St. John's	Serafinko	0...	4	1	2-2	8-3	W, 14-4
6.	Karissa Hamilton	2	Feb 10	vs Louisville	Grizzard	..2.	5	0	2-2	5-0	W, 8-0
7.	Erin Coffel (3)	4	Feb 17	vs UT Arlington	Bumpurs	.1.	3	1	2-1	0-4	L, 2-4
8.	Erin Coffel (4)	7	Feb 18	vs North Texas	Peters, A.	..2.	3	1	3-0	0-0	W, 4-0
9.	Erin Coffel (5)	8	Feb 19	vs Sam Houston	DUNN, R.	0...	3	2	1-1	2-0	W, 5-2
10.	Taylor Ebbs (2)	10	Feb 23	vs Washington	MEYLAN	* 0...	4	0	1-0	0-2	W, 11-3
11.	Erin Coffel (6)	11	Feb 23	vs San Diego St.	MARTINEZ	0...	1	2	1-1	0-0	W, 2-0
12.	Grace Lorsung (2)	12	Feb 24	vs UCLA	Yanez	* 0...	2	0	2-2	0-2	L, 3-6
13.	Kayla Kowalik (1)	14	Feb 25	vs UC Riverside	M Heinlin	0...	4	2	0-0	1-0	W, 3-0
14.	Grace Lorsung (3)	18	Mar 05	vs UIC	Carlee Jo	0...	2	2	1-1	0-0	W, 11-0
15.	Erin Coffel (7)	18	Mar 05	vs UIC	Carlee Jo	...3	3	2	0-0	6-0	W, 11-0
16.	Erin Coffel (8)	19	Mar 08	vs. Dayton	Bailitz	..2.	6	2	2-1	5-4	W, 5-4

Solo	2-Run	3-Run	Grand Slams	Total Runs from Homers
10	1	3	2	29



RACHEL LAWSON

HEAD COACH - 16TH SEASON - ALL-TIME WINNINGEST HEAD COACH AT UK

When Rachel Lawson was named head coach of the University of Kentucky softball team in July 2007 she saw a program poised for success. She knew athletics director Mitch Barnhart and the rest of UK's administration would give her unwavering support, and most importantly she knew the Big Blue Nation would provide the home-field advantage necessary for her team to compete in the Southeastern Conference.

Entering her 16th season as UK's head coach in 2023, Lawson's vision for the UK softball program has become a realization. The winningest head coach in program history has not only lead UK to its first-ever appearance in the Women's College World Series, eight NCAA Super Regionals the last 11 seasons, including a program-best 50 wins in 2014, but UK's administration come through on their promise and commitment to softball by providing Lawson with one of the nation's greatest collegiate softball facilities in the \$9.5 million John Cropp Stadium.

She became the first coach in program history to eclipse 400 wins at Kentucky against Utah on Feb. 15 in a 13-2 win over Utah at the inaugural ESPN St. Pete/Clearwater Elite Invitational Presented by Wilson.

In 2014, Lawson guided Kentucky to the Women's College World Series behind 50 wins. The Wildcats also set single-season records in at-bats, runs scored, doubles, home runs, RBI, total bases, walks, fielding percentage, putouts, lowest ERA and strikeouts. UK, which advanced to the program's first SEC Tournament Championship, started the season with a program-best 12 straight wins.

Seven of the last nine full seasons, Lawson has led the Wildcats to a national seed in the NCAA Tournament. The school's first-ever national seed was in 2013 – and UK hosted an NCAA Regional for the first time ever. Kentucky, which has made the NCAA Tournament each of the last 13 seasons, is one of just 16 schools nationally to claim that honor.

In 2019, Kentucky had one of its best offensive seasons ever – setting the school record for runs scored, batting average, on-base percentage, slugging and trying the program best with 71 home runs. Abbey Cheek was named the 2019 SEC Player of the Year, becoming the first player under Lawson to win a conference Player of the Year honor. Additionally, UK made its third-straight NCAA Super Regional and swept its way through the Lexington Regional for a third-straight season.

She guided the Wildcats to a run-rule sweep of the 2018 NCAA Lexington Regional, as the Wildcats became just the third team in NCAA history to run rule all three games of a regional. Kentucky beat Illinois-Chicago 10-1 in the opening round, shutout Notre Dame 10-0 in the 1-0 game and then ended the weekend with a 9-1 win over the Fighting Irish to book UK's sixth ticket to the NCAA Super Regionals.

Lawson helped guide Kentucky to its best regular season in program history in 2016, winning 43 games in the regular season, ending with a No. 9 national seed in the NCAA Tournament, a new program best. The Wildcats earned the right to host the NCAA Tournament for the third time in the last four seasons at John Cropp Stadium in Lexington. Lawson was named the 2016 SEC Coach of the Year, and joined Kelsey Nunley (SEC Pitcher of the Year) as the first two Kentucky winners of those awards.

The 2016 team finished with some of the best pitching numbers in program history, setting school records in the circle for lowest team ERA (1.71), lowest opponent batting average (.191), fewest runs allowed (130), fewest earned runs allowed (98), fewest hits allowed (280) and fewest doubles allowed (44)

Lawson has won 587 career games at the head of the dugout and has coached four National Fastpitch Coaches Association All-Americans in the last 10 years. Abbey Cheek became the first unanimous All-American in program history in 2019 after the most prolific offensive season in Kentucky annals. In 2016, senior pitcher Kelsey Nunley became the second All-American in program history (Molly Johnson, 2nd Team), and the first to be named to the First Team. That was followed by Katie Reed in the 2018 season, who was named to the third team.

Now sitting at 495-295 in her 14 seasons at Kentucky, Lawson is the



winningest head coach in school history and already has more wins in SEC play than UK had all told as a program when she took over in 2007. UK finished the 2014 season ranked sixth in both national listings for its best final ranking ever. In 2013, Kentucky was ranked in the top 14 of both collegiate softball rankings for the second time in school history with nine wins over ranked teams. In her 14 seasons at Kentucky, Lawson has defeated over 113 ranked foes, including 57 wins vs. top-10 teams and 32 against top-five teams.

Lawson's 2013 squad set the stage for the 2014 run to the Women's College World Series, setting several school records, including a then-program record 41 wins. All told, Lawson has directed the Wildcats to 30 or more victories in 11-straight seasons, which also resonates as a program record. In her 12 years with Kentucky, Lawson has helped UK players earn 50 All-SEC honors and 29 SEC Player of the Week honors.

Lawson's impact on the UK program is obvious, but her ability to develop players sometimes gets overshadowed by her impressive credentials in handling the day-to-day running of a program. Lawson, who serves as the pitching coach for the Wildcats, has guided three different pitchers to throw no-hitters against top-25 teams in just the last seven seasons alone. In all, UK has 17 career no-hitters – all of which have come under Lawson's tenure – including two perfect games.

Kentucky's 2012 season was highlighted by an impressive second-half surge with upsets of 12 ranked opponents, a then Lawson-best fifth place finish in SEC action, a program-record six captured conference series and a senior class who became the first class in school history to tally a .500 record or better in each of their four seasons of play.

In 2011, Lawson directed the Wildcats to their first NCAA Super Regional appearance and finished the season ranked No.12 in the country. The 2011 team earned a 40-16 overall record to set a new single-season standard for wins in a season before Lawson's 2013 team posted 41. UK appeared in the national rankings for a school-record 14 consecutive weeks, defeated 12 top-25 ranked opponents, captured five SEC series and became a national story with a dramatic postseason run which included a seventh-inning rally to knock off the nation's No. 2 team in Michigan in Ann Arbor to advance



RACHEL LAWSON, CONT.

to Super Regionals.

The 2011 Wildcats shattered 12 single-season UK records, including home runs (65), RBI (275) and batting average (.275). Individually, the Wildcats had a school-record five players earn National Fastpitch Coaches Association All-Region honors in Meagan Aull, Cervantes, Kara Dill, Riley and Megan Yocke. Following the end of the impressive 2011 season, Lawson was rewarded with a five-year contract extension keeping her at the helm of the Wildcat program through 2016. That contract has been extended several times since, including June of 2014, which keeps Lawson in UK blue through the 2020 season.

In 2010, the Wildcats charted a 32-27 record and entered into the national rankings for the first time in program history, while also knocking off five top-seven ranked opponents on the year. Behind the pitching tandem of sophomores Riley and Bell, the Wildcats broke school records in nearly every pitching category. Kentucky's offense continued to make strides as well with improvements in batting average, home runs, RBI and sacrifice hits for the third consecutive season under the direction of Lawson.

Lawson led the Wildcats to their first NCAA Tournament appearance and charted the school's first postseason victories in 2009, just her second season leading Kentucky. UK notched a 34-23 record and the first winning season in UK history in nearly 10 seasons. Kentucky upset three ranked opponents on the year, including No. 7 Georgia in a 2-0 victory in the SEC Tournament. Molly Johnson became the school's first All-America selection when she was voted to the second team in 2009. Kentucky earned 13 victories in conference play, and finished sixth overall in league action.

During the season the head coach also charted her 100th career victory in a 5-1 UK triumph over Eastern Illinois on March 1. Lawson became the winningest head coach in program history on April 10, 2013 with win No. 182 against Eastern Kentucky in Richmond, Ky.

Lawson became just the third head coach in the history of the Kentucky softball program after spending three seasons at Western Kentucky. She also served as an assistant coach at Maryland from 1996-2002 and was the associate head coach of the Philadelphia Force professional team in 2006.

Lawson tallied a record of 92-84 (.523) during her tenure with the Hilltoppers. In her first season at WKU, she led the Toppers to a spot in the Sun Belt Conference Tournament championship game. Picked to finish last in the preseason poll, WKU tied for second in the conference standings after setting a school record with 12 Sun Belt victories. The Billings, Mont., native led WKU to a 33-24 record in 2005 and reached the 30-win plateau again in 2007.

Lawson and the Hilltoppers battled nine NCAA Regional participants in 2006, including four teams ranked in the top 25, while finishing third in the Sun Belt regular-season play. She guided the squad to wins over perennial powers Long Beach State, South Florida, Mississippi Valley, as well as No. 13 Louisiana-Lafayette and No. 21 Louisville. In fact, then-freshman pitcher Ryan Rogge tossed the school's third no hitter against the Ragin' Cajuns in WKU's 8-0 victory.

Lawson joined the Maryland staff in 1996 and helped the Terrapins post six winning seasons in her seven years in College Park. Her responsibilities included recruiting, scheduling, organizing practice and travel, as well as running camps and clinics. In 1999, Lawson and company were selected the National Fastpitch Coaches Association Mid-Atlantic Coaching Staff of the Year after leading the Terrapins to a 51-23 record, their first ACC regular-season title and the championship game of the NCAA Region II Tournament.

During her time at Maryland, Lawson helped eight individuals earn NFCA all-region accolades — with an All-America honoree in 1999 — and nine players collected all-conference honors.

A 1994 graduate of Massachusetts with a degree in exercise science, Lawson also earned her master's degree in sports management from UMass in 1998. She is the daughter of Elaine and Gerald Lawson and has 11 siblings.

Before Lawson	Kentucky	During Lawson
11	Seasons	16
1	Winning Seasons	14
242 (.373)	Wins. (Pct.)	545 (.660)
64	SEC Wins	168
11	Wins vs. Top 25	125
0	NCAA Tournaments	13
0	Super Regionals	8
0	WCWS	1
4	All-SEC Honors	62
94	SEC Academic Honor Roll Honorees	186

LAWSON YEAR-BY-YEAR AS HEAD COACH

Year	Team	Overall Record	Conference Record
2005	Western Kentucky	33-24	11-8
2006	Western Kentucky	29-28	8-7
2007	Western Kentucky	30-32	11-13
2008	Kentucky	17-37	3-25
2009	Kentucky	34-23	13-14
2010	Kentucky	32-27	13-15
2011	Kentucky	40-16	14-9
2012	Kentucky	30-30	15-13
2013	Kentucky	41-21	13-11
2014	Kentucky	50-19	13-11
2015	Kentucky	32-26	5-19
2016	Kentucky	46-14	17-7
2017	Kentucky	39-19	12-12
2018	Kentucky	35-21	8-15
2019	Kentucky	36-24	14-10
2020	Kentucky	20-4	2-1 (COVID-19)
2021	Kentucky	43-16	13-11
2022	Kentucky	37-19	13-11
2023	Kentucky	13-5-1	0-0
Total	19 Seasons	636-435-1	237-212
	At Kentucky (16 years)	545-319-1	168-184
	At WKU	92-84	30-31



CAREER RECORDS

Games Played

1. Leslie Kwiatkowski	254	(1998-2001)
Lauren Johnson	254	(2018-2022)
3. Tiffany Kruse	252	(1998-2001)
4. Griffin Joiner	249	(2012-2015)
Christian Stokes	249	(2013-2016)
6. Sylver Samuel	244	(2013-2016)
7. Nikki Sagermann	242	(2013-2016)
8. Andy Eilertson	239	(1999-2002)
9. Lauren Cumbess	236	(2011-2014)
Maisie Steed	236	(2013-2016)

HITTING

Hits

1. Kayla Kowalik	300	(2019-Pres.)
2. Leslie Kwiatkowski	285	(1998-2001)
3. Nikki Jones	268	(2000-2003)
4. Molly Johnson	264	(2007-2010)
5. Katie Reed	256	(2016-2019)
6. Lyndsey Angus	239	(2000-2003)
7. Abbey Cheek	228	(2016-2019)
8. Lauren Johnson	227	(2018-2022)
9. Tiffany Kruse	224	(1998-2001)
Natalie Smith	224	(2007-2010)

Runs Batted In

1. Abbey Cheek	202	(2016-2019)
2. Alex Martens	181	(2017-2020)
3. Brittany Cervantes	161	(2009-2012)
4. Mallory Peyton	152	(2018-2021)
5. Erin Coffel	146	(2021-Pres)
6. Griffin Joiner	143	(2012-2015)
7. Leslie Kwiatkowski	137	(1998-2001)
Lauren Johnson	137	(2018-2022)
8. Molly Johnson	135	(2007-2010)
10. Jenny Schaper	122	(2016-2019)

Batting Average (min. 200 at bats)

1. Kayla Kowalik	.420	(2019-Pres.)
2. Molly Johnson	.389	(2007-2010)
3. Nikki Jones	.365	(2000-2003)
4. Lyndsey Angus	.360	(2000-2003)
5. Leslie Kwiatkowski	.351	(1998-2001)
6. Katie Reed	.345	(2016-2019)
Abbey Cheek	.345	(2016-2019)
8. Lauren Johnson	.334	(2018-2022)
9. Alex Martens	.323	(2017-2020)
10. Kara Dill	.330	(2010-2013)

Doubles

1. Molly Johnson	56	(2007-2010)
2. Leslie Kwiatkowski	47	(1998-2001)
3. Lyndsey Angus	44	(2000-2003)
4. Brittany Cervantes	42	(2009-2012)
Tiffany Kruse	42	(1998-2001)
Griffin Joiner	42	(2012-2015)
7. Katie Reed	41	(2016-2019)
Alex Martens	41	(2017-2020)
9. Lauren Johnson	39	(2018-2022)
10. Angie Del Pozzo	38	(1999-2002)

Triples

1. Kayla Kowalik	22	(2019-Pres.)
2. Leslie Kwiatkowski	20	(1998-2001)
3. Tiffany Kruse	18	(1998-2001)

4. Nikki Jones	12	(2000-2003)
5. Meghan Cooper	10	(2002-2006)
Angie Del Pozzo	10	(1999-2002)
Molly Johnson	10	(2007-2010)
Megan Yocke	10	(2008-2011)
9. Kara Dill	9	(2010-2013)
Jessica Nance	9	(2002-2005)
Natalie Smith	9	(2007-2010)

Walks

1. Griffin Joiner	131	(2012-2015)
2. Megan Yocke	122	(2008-2011)
Nikki Sagermann	122	(2013-2016)
4. Brittany Cervantes	118	(2009-2012)
5. Abbey Cheek	116	(2016-2019)
6. Kayla Kowalik	102	(2019-Pres.)
7. Lyndsey Angus	98	(2000-2003)
8. Lauren Johnson	91	(2018-2022)
9. Destinee Mordecai	89	(2007-2010)
10. Maisie Steed	84	(2013-2016)

At-Bats

1. Leslie Kwiatkowski	811	(1998-2001)
2. Tiffany Kruse	764	(1998-2001)
3. Katie Reed	741	(2016-2019)
4. Nikki Jones	734	(2000-2003)
5. Kayla Kowalik	716	(2019-Pres.)
6. Griffin Joiner	700	(2012-2015)
7. Meagan Aull	691	(2008-2011)
8. Natalie Smith	681	(2007-2010)
9. Lauren Johnson	680	(2018-Pres.)
10. Molly Johnson	678	(2007-2010)

Runs Scored

1. Kayla Kowalik	227	(2019-Pres.)
2. Abbey Cheek	173	(2016-2019)
3. Lauren Johnson	168	(2018-Pres.)
4. Molly Johnson	161	(2007-2010)
5. Katie Reed	148	(2016-2019)
6. Leslie Kwiatkowski	145	(1998-2001)
7. Brittany Cervantes	139	(2009-2012)
8. Nikki Jones	138	(2000-2003)
9. Lyndsey Angus	136	(2000-2003)
Megan Yocke	136	(2008-2011)

Home Runs

1. Abbey Cheek	61	(2016-2019)
2. Brittany Cervantes	48	(2009-2012)
4. Erin Coffel	43	(2021-Pres.)
Mallory Peyto3	43	(2018-2021)
5. Griffin Joiner	35	(2012-2015)
Molly Johnson	35	(2007-2010)
7. Nikki Sagermann	34	(2013-2016)
Alex Martens	34	(2017-2020)
9. Brooke Marnitz	31	(2004-2007)
10. Katie Campbell	30	(2004-2007)

Slugging Pct. (min. 200 at bats)

1. Erin Coffel	.785	(2021-Pres.)
2. Abbey Cheek	.678	(2016-2019)
3. Molly Johnson	.656	(2007-2010)
4. Mallory Peyton	.637	(2018-2021)
5. Alex Martens	.583	(2017-2020)
6. Brittany Cervantes	.577	(2009-2012)
7. Brooke Marnitz	.575	(2004-2007)

8. Nikki Sagermann	.523	(2013-Pres.)
9. Griffin Joiner	.519	(2012-2015)
10. Leslie Kwiatkowski	.518	(1998-2001)
Megan Yocke	.518	(2008-2011)

Total Bases

1. Abbey Cheek	454	(2016-2019)
2. Molly Johnson	445	(2007-2010)
3. Kayla Kowalik	439	(2019-Pres.)
4. Leslie Kwiatkowski	420	(1998-2001)
5. Brittany Cervantes	370	(2009-2012)
6. Katie Reed	367	(2016-2019)
7. Griffin Joiner	363	(2012-2015)
8. Alex Martens	341	(2017-2020)
9. Lyndsey Angus	338	(2000-2003)
10. Lauren Johnson	335	(2018-2022)

Stolen Bases

1. Sylver Samuel	84	(2013-2016)
2. Leslie Kwiatkowski	82	(1998-2001)
3. Meagan Aull	71	(2008-2011)
4. Kayla Kowalik	70	(2019-Pres.)
5. Beth Fogel	70	(1999-2002)
6. Molly Johnson	66	(2007-2010)
7. Jessica Nance	64	(2002-2005)
8. Kara Dill	57	(2010-2013)
Katie Reed	57	(2016-2019)
10. Bailey Vick	45	(2017-2020)

FIELDING

Fielding Pct. (min. 100 chances)

1. Jenny Schaper	.992	(2016-2019)
Griffin Joiner	.992	(2012-2015)
Megan Yocke	.992	(2008-2011)
4. Lauren Cumbess	.985	(2011-2014)
Jamie Dardis	.985	(2000-2002)
6. Maisie Steed	.984	(2013-2016)
7. Sam. DeMartine	.983	(2008-2011)
8. Lorie Horner	.982	(1997-2098)
Katie Campbell	.982	(2004-2007)
10. Alli Eckman	.981	(2005-2007)





CAREER RECORDS

Putouts

1. Griffin Joiner	1,557	(2012-2015)
2. Jenny Schaper	1,260	(2016-2019)
3. Megan Yocke	1,203	(2008-2011)
4. Megan Glenn	1,117	(2003-2006)
5. Maisie Steed	1,051	(2013-2016)
6. Sam. DeMartine	1,041	(2008-2011)
7. Andy Eilertson	1,038	(1999-2002)
8. Lauren Cumbess	931	(2011-2014)
9. Katie Campbell	664	(2004-2007)
10. Lyndsey Angus	662	(2000-2003)

Assists

1. Angie Del Pozzo	552	(1999-2002)
2. Katie Reed	532	(2016-2019)
3. Christian Stokes	517	(2013-2016)
4. Molly Johnson	510	(2007-2010)
5. Abbey Cheek	486	(2016-2019)
6. Rachel Friberg	475	(2001-2004)
7. Meghan Cooper	452	(2002-2006)
8. Nikki Sagermann	450	(2013-2016)
9. Nikki Jones	416	(2000-2003)
10. Brittany Cervantes	374	(2009-2012)

PITCHING

Appearances

1. Kelsey Nunley	171	(2013-2016)
2. Keary Camunas	158	(1997-2000)
3. Chanda Bell	143	(2009-2012)
4. Amy Kendall	133	(2003-2006)
5. Meagan Prince	122	(2013-2017)
6. Autumn Humes	107	(2018-2021)
7. Jennifer Howland	105	(1999-2002)
8. Grace Baalman	102	(2018-2021)
9. Rachel Riley	97	(2009-2012)
10. Amber Matousek	90	(2007-2010)

Innings Pitched

1. Kelsey Nunley	943.1	(2013-2016)
------------------	-------	-------------

2. Keary Camunas	897.2	(1997-2000)
3. Chanda Bell	724.0	(2009-2012)
4. Amy Kendall	586.0	(2003-2006)
5. Meagan Prince	525.1	(2014-2017)
6. Rachel Riley	477.1	(2009-2012)
7. Autumn Humes	477.0	(2018-2021)
8. Jennifer Howland	476.2	(1999-2002)
9. Amber Matousek	442.0	(2007-2010)
10. Grace Baalman	403.2	(2018-Pres.)

Games Started

1. Keary Camunas	137	(1997-2000)
2. Kelsey Nunley	117	(2013-2016)
3. Chanda Bell	105	(2009-2012)
4. Amy Kendall	84	(2003-2006)
5. Amber Matousek	77	(2007-2010)
6. Jennifer Howland	74	(1999-2002)
7. Autumn Humes	74	(2018-2021)
8. Meagan Prince	73	(2014-2017)
9. Grace Baalman	62	(2018-2021)
10. Morgan Marr	61	(2000-2002)

ERA (min. 100 IP)

1. Kelsey Nunley	1.96	(2013-2016)
2. Meagan Prince	2.37	(2014-2017)
3. Keary Camunas	2.49	(1997-2000)
4. Chanda Bell	2.55	(2009-2012)
5. Rachel Riley	2.68	(2009-2012)
6. Shannon Smith	2.75	(2014-2016)
7. Lauren Cumbess	2.83	(2011-2014)
8. Autumn Humes	2.86	(2018-2021)
9. Grace Baalman	2.93	(2018-2021)
10. Jessica Trueblood	2.99	(2006)

Opponent Batting Avg. (min. 250 batters faced)

1. Chanda Bell	.200	(2009-2012)
2. Shannon Smith	.202	(2014-2017)
3. Kelsey Nunley	.211	(2013-2016)
4. Lauren Cumbess	.215	(2011-2014)

5. Meagan Prince	.231	(2014-2017)
6. Gretchen Prugh	.238	(2004)
7. Grace Baalman	.245	(2018-2021)
8. Keary Camunas	.247	(1997-2000)
9. Autumn Humes	.249	(2018-2021)

Strikeouts

1. Chanda Bell	910	(2009-2012)
2. Kelsey Nunley	809	(2013-2016)
3. Keary Camunas	550	(1997-2000)
4. Meagan Prince	446	(2014-2017)
5. Autumn Humes	333	(2018-2021)
6. Amy Kendall	302	(2003-2006)
7. Grace Baalman	283	(2018-2021)
8. Rachel Riley	259	(2009-2012)
9. Lauren Cumbess	257	(2011-2014)
10. Amber Matousek	252	(2007-2010)

Wins

1. Kelsey Nunley	92	(2013-2016)
2. Chanda Bell	68	(2009-2012)
3. Meagan Prince	63	(2014-2017)
4. Keary Camunas	54	(1997-2000)
5. Autumn Humes	51	(2018-2021)
6. Rachel Riley	40	(2009-2012)
7. Grace Baalman	39	(2018-2021)
8. Lauren Cumbess	29	(2011-2014)
9. Morgan Marr	29	(2000-2002)
10. Amber Matousek	28	(2007-2010)

Saves

1. Kelsey Nunley	9	(2013-2016)
Meagan Prince	9	(2014-2017)
3. Chanda Bell	6	(2009-2012)
4. Keary Camunas	5	(1997-2000)



Chanda Bell



Lauren Cumbess



Rachel Riley



SINGLE SEASON RECORDS

Games Played

1. Joiner/Stokes/Sagermann/Samuel	69	(2014)
2. Lauren Cumbess	67	(2014)
Tiffany Kruse	67	(1999)
Leslie Kwiatkowski	67	(1999)
3. Jennifer Howland	66	(1999)
4. Andy Eilertson	65	(2000)
Nikki Jones	65	(2000)
Tiffany Kruse	65	(2000)
5. Leslie Kwiatkowski	64	(2000)

5. Lauren Cumbess	203	(2014)
6. Kara Dill	202	(2012)
Kayla Kowalik	202	(2021)
7. Jennifer Howland	201	(1999)
Leslie Kwiatkowski	201	(2000)
Lauren Cumbess	201	(2013)
10. Tiffany Kruse	199	(2000)

Hits

1. Kayla Kowalik	100	(2021)
2. Molly Johnson	81	(2009)
3. Leslie Kwiatkowski	80	(2000)
4. Leslie Kwiatkowski	77	(1999)
5. Kayla Kowalik	76	(2022)
7. Tiffany Kruse	72	(1999)
8. Katie Reed	71	(2017)
Kara Dill	71	(2012)
Nikki Jones	71	(2003)
Leslie Kwiatkowski	71	(1998)

Doubles

1. Molly Johnson	20	(2008)
2. Tiffany Kruse	16	(2000)
Leslie Kwiatkowski	16	(2001)
Katie Reed	16	(2019)
4. Brittany Cervantes	15	(2012)
Mallory Peyton	15	(2021)
5. Griffin Joiner	14	(2013)
Molly Johnson	14	(2009)
Lauren Johnson	14	(2019)
8. Christian Stokes	13	(2014)
Lyndsey Angus	13	(2002)
Alex Martens	13	(2017)
Jenny Schaper	13	(2019)
Abbey Cheek	13	(2019)

Triples

1. Kayla Kowalik	8	(2020)**
2. Tiffany Kruse	7	(2000)
3. Kayla Kowalik	6	(2021)
Angie Del Pozzo	6	(2001)
Leslie Kwiatkowski	6	(2000)
Leslie Kwiatkowski	6	(1998)
5. Kara Dill	5	(2012)
Nikki Jones	5	(2003)
Tiffany Kruse	5	(1999)
Megan Yocke	5	(2009)
Kayla Kowalik	5	(2019)

Home Runs

1. Brooke Marnitz	21	(2007)
2. Abbey Cheek	20	(2019)
Erin Coffel	20	(2022)
3. Abbey Cheek	18	(2018)
4. Erin Coffel	16	(2021)
5. Brittany Cervantes	15	(2011)
Renee Abernathy	15	(2022)
6. Renee Abernathy	13	(2021)
Nikki Sagermann	13	(2014)
Brittany Cervantes	13	(2012)
Molly Johnson	13	(2010)
Lauren Cumbess	13	(2013)
Alex Martens	13	(2019)
Mallory Peyton	13	(2019)
7. Kayla Kowalik	12	(2021)
Mallory Peyton	12	(2021)
Abbey Cheek	12	(2017)
Katie Campbell	12	(2007)
Amber Janneck	12	(2004)
Jenny Schaper	12	(2019)
8. Alex Martens	11	(2020)**
Griffin Joiner	11	(2015)
Megan Yocke	11	(2011)
9. Griffin Joiner	10	(2013, 2014)
Lauren Cumbess	10	(2014)
Meagan Aull	10	(2011)
Brittany Cervantes	10	(2010)
Brittany Cervantes	10	(2009)
Samantha DeMartine	10	(2011)
Abbey Cheek	10	(2016)
Taylor Ebbs	10	(2022)

HITTING

Batting Average

1. Bailey Vick	.571	(2020)**
2. Alex Martens	.507	(2020)**
3. Kayla Kowalik	.495	(2021)
4. Nikki Jones	.442	(2002)
5. Molly Johnson	.433	(2009)
6. Abbey Cheek	.428	(2019)
7. Erin Coffel	.423	(2022)
8. Rylea Smith	.420	(2020)**
8. Kayla Kowalik	.420	(2022)
9. Molly Johnson	.401	(2008)
10. Brooke Marnitz	.399	(2007)
11. Leslie Kwiatkowski	.398	(2000)
12. Nikki Jones	.388	(2003)
13. Lyndsey Angus	.384	(2003)
14. Mallory Peyton	.379	(2020)**
15. Kara Dill	.377	(2011)
16. Molly Johnson	.375	(2010)

At-Bats

1. Nikki Jones	212	(2000)
2. Tiffany Kruse	208	(1999)
3. Leslie Kwiatkowski	207	(1999)
4. Leslie Kwiatkowski	206	(1998)



Abbey Cheek

Runs Batted In

1. Erin Coffel	68	(2022)
2. Alex Martens	66	(2019)
3. Brooke Marnitz	61	(2007)
4. Abbey Cheek	56	(2018)
Erin Coffel	56	(2021)
5. Abbey Cheek	53	(2019)
6. Brittany Cervantes	52	(2011)
Abbey Cheek	52	(2016)
7. Renee Abernathy	51	(2022)
8. Leslie Kwiatkowski	50	(2000)
Mallory Peyton	50	(2021)
10. Nikki Sagermann	49	(2014)
10. Renee Abernathy	48	(2021)



SINGLE SEASON RECORDS

Runs Scored

1. Kayla Kowalik	77	(2021)
2. Kayla Kowalik	57	(2022)
3. Brittany Cervantes	55	(2011)
4. Abbey Cheek	54	(2019)
5. Molly Johnson	53	(2009)
Lauren Johnson	53	(2022)
6. Kayla Kowalik	49	(2019)
7. Molly Johnson	48	(2010)
8. Megan Yocke	47	(2011)
Erin Coffel	47	(2021)
9. Katie Reed	45	(2018)
10. Kara Dill	44	(2011)
Erin Coffel	44	(2022)

Total Bases

1. Kayla Kowalik	159	(2021)
2. Erin Coffel	143	(2022)
3. Abbey Cheek	138	(2019)
4. Brooke Marnitz	137	(2007)
5. Molly Johnson	130	(2009)
6. Molly Johnson	125	(2010)
7. Erin Coffel	118	(2021)
8. Leslie Kwiatkowski	117	(1999)
9. Lauren Cumbess	116	(2013)
10. Leslie Kwiatkowski	115	(2000)
Abbey Cheek	115	(2018)

On-Base Pct.

1. Bailey Vick	.630	(2020)**
2. Abbey Cheek	.602	(2019)
3. Alex Martens	.589	(2020)**
4. Kayla Kowalik	.554	(2021)
5. Mallory Peyton	.517	(2020)**
6. Molly Johnson	.498	(2009)
Erin Coffel	.498	(2022)
7. Brittany Cervantes	.490	(2011)
8. Megan Yocke	.483	(2011)
9. Kayla Kowalik	.482	(2022)
10. Lyndsey Angus	.478	(2003)
11. Molly Johnson	.472	(2008)
12. Nikki Jones	.466	(2002)
13. Brooke Marnitz	.454	(2007)
14. Griffin Joiner	.451	(2014)
15. Molly Johnson	.450	(2010)
Erin Coffel	.450	(2021)

Slugging Pct.

1. Alex Martens	.987	(2020)**
2. Mallory Peyton	.970	(2020)**
3. Abbey Cheek	.908	(2019)
4. Brooke Marnitz	.895	(2007)
5. Erin Coffel	.871	(2022)
6. Kayla Kowalik	.787	(2021)
7. Abbey Cheek	.701	(2018)
Renee Abernathy	.701	(2022)
8. Molly Johnson	.695	(2009)
9. Molly Johnson	.679	(2010)
10. Brittany Cervantes	.677	(2011)
11. Molly Johnson	.669	(2008)
12. Katie Campbell	.640	(2007)

13. Becky Bishop	.632	(2007)
------------------	------	--------

Sacrifice Hits

1. Beth Fogle	13	(2001)
Megan Yocke	13	(2009)
3. Lorie Melchi	12	(2003)
Megan Yocke	12	(2010)
Katie Reed	12	(2018)
5. Sarah Rainwater	11	(2017)
Sylver Samuel	11	(2013, 2014)
Michelle Bucci	11	(1997)
Beth Fogle	11	(2000)
Jennifer Howland	11	(1999)
Stephanie Thompson	11	(1998)
Megan Yocke	11	(2008)

Sacrifice Flies

1. Tatum Spangler	6	(2021)
2. Erin Coffel	5	(2022)
Alice O'Brien	5	(2013)
Renee Abernathy	5	(2021)
4. Nikki Sagermann	4	(2014)
Lyndsey Angus	4	(2000)
Rachel Friberg	4	(2002)
Brooke Marnitz	4	(2004)
Mallory Peyton	4	(2021)

Stolen Bases

1. Beth Fogle	34	(1999)
2. Leslie Kwiatkowski	28	(2000)
3. Meagan Aull	26	(2009)
4. Molly Johnson	24	(2009)
5. Sylver Samuel	23	(2016)
Kayla Kowalik	23	(2021)
7. Leslie Kwiatkowski	22	(1999)
8. Sylver Samuel	21	(2013)
Kara Dill	21	(2012)
Jessica Nance	21	(2004)
11. Sylver Samuel	20	(2014, 2015)
Kara Dill	20	(2011)
Molly Johnson	20	(2010)

Walks

1. Abbey Cheek	64	(2019)
2. Brittany Cervantes	48	(2011)
3. Griffin Joiner	47	(2014)
Megan Yocke	47	(2011)
5. Griffin Joiner	36	(2015)
6. Nikki Sagermann	35	(2016)
7. Maisie Steed	34	(2013)
8. Brittany Cervantes	33	(2012)
9. Griffin Joiner	32	(2015)
10. Brooke Marnitz	31	(2006)

Hit by Pitch

1. Meghan Cooper	16	(2006)
2. Ansley Smith	15	(2014)
Erin Coffel	15	(2021)
4. Emily Gaines	13	(2014)
Mallory Peyton	13	(2019)
6. Griffin Joiner	12	(2012)

7. Renee Abernathy	10	(2021)
Molly Johnson	10	(2008)
Molly Johnson	10	(2009)
Molly Johnson	10	(2010)
Mallory Peyton	10	(2020)**
12. Ansley Smith	9	(2015)
Meagan Aull	9	(2009)
Samantha DeMartine	9	(2011)
Amber Janneck	9	(2005)
Leslie Kwiatkowski	9	(2001)

FIELDING

Putouts

1. Griffin Joiner	442	(2014)
2. Jenny Schaper	399	(2016)
3. Griffin Joiner	390	(2012)
4. Jamie Dardis	382	(2000)
Griffin Joiner	382	(2015)
6. Megan Yocke	369	(2010)
7. Megan Glenn	366	(2006)
8. Samantha DeMartine	363	(2009)

Assists

1. Christian Stokes	167	(2014)
Angie Dal Pozzo	167	(2001)
3. Katie Reed	158	(2018)
4. Abbey Cheek	155	(2018)
5. Abbey Cheek	152	(2017)
6. Lindsay Houser	148	(1998)
7. Angie Dal Pozzo	143	(1999)
Molly Johnson	143	(2009)
9. Nikki Sagermann	141	(2014)
Katie Reed	141	(2017)

Fielding Pct.

1. Griffin Joiner	1.000	(2015)
Emily Jolly	1.000	(2014)
Maisie Steed	1.000	(2014)
Meagan Aull	1.000	(2009)
Michelle Bucci	1.000	(1999)
Beth Fogle	1.000	(2002)
Jennifer Howland	1.000	(2001)
7. Griffin Joiner	.998	(2014)
8. Megan Yocke	.997	(2011)
Megan Yocke	.997	(2009)
Jenny Schaper	.997	(2017)

PITCHING

ERA (min. 10 appearances)

1. Kelsey Nunley	1.27	(2016)
2. Keary Camunas	1.68	(2000)
3. Meagan Prince	1.85	(2016)
4. Kelsey Nunley	1.88	(2014)
5. Erin Rethlake	1.95	(2017)
6. Lauren Cumbess	1.99	(2011)
7. Meagan Prince	1.82	(2017)
8. Lauren Cumbess	2.07	(2014)
9. Kelsey Nunley	2.14	(2013)
10. Chanda Bell	2.24	(2011)

Win-loss pct. (min. 10 appearances)



SINGLE SEASON RECORDS

1. Shannon Smith	1.000 (3-0)	(2016)
2. Ellen Weaver	.857 (6-1)	(2011)
3. Kelsey Nunley	.777 (21-6)	(2016)
Meagan Prince	.777 (21-6)	(2016)
5. Lauren Cumbess	.750 (6-2)	(2011)
6. Lauren Cumbess	.731 (30-11)	(2014)
7. Kelsey Nunley	.731 (30-11)	(2014)
8. Rachel Riley	.722 (13-5)	(2011)
9. Kelsey Nunley	.711 (27-11)	(2013)
10. Meagan Prince	.700 (21-9)	(2017)

2. Kelsey Nunley	36	(2014)
Keary Camunas	36	(2000)
4. Chanda Bell	34	(2010)
Keary Camunas	34	(1999)
6. Amy Kendall	32	(2003)
7. Morgan Marr	31	(2001)
8. Kelsey Nunley	30	(2015)
Keary Camunas	30	(1997)
Autumn Humes	30	(2021)

Wins

1. Kelsey Nunley	30	(2014)
2. Kelsey Nunley	27	(2013)
3. Autumn Humes	22	(2021)
4. Meagan Prince	21	(2017)
Kelsey Nunley	21	(2016)
Meagan Prince	21	(2016)
Chanda Bell	19	(2009)
Keary Camunas	19	(2000)
9. Chanda Bell	18	(2010)
10. Morgan Marr	17	(2001)

Complete Games

1. Keary Camunas	33	(1998)
2. Kelsey Nunley	31	(2014)
3. Amy Kendall	29	(2003)
Keary Camunas	28	(2000)
5. Chanda Bell	26	(2010)
Keary Camunas	26	(1999)
Amber Matousek	26	(2008)
8. Jessica Trueblood	25	(2006)
Kelsey Nunley	25	(2013)
10. Keary Camunas	23	(1997)
Morgan Marr	23	(2001)

Saves

1. Meagan Prince	5	(2017)
Kelsey Nunley	5	(2015)
3. Chanda Bell	4	(2012)
Keary Camunas	4	(1999)
Jessica Trueblood	4	(2006)
5. Kelsey Nunley	2	(2013)
Meghan Cooper	2	(2002)
Jennifer Young	2	(2007)
Meagan Prince	2	(2016)
Autumn Humes	2	(2019)
Autumn Humes	2	(2021)
Grace Baalman	2	(2021)

Shutouts

1. Keary Camunas	9	(2000)
2. Kelsey Nunley	7	(2014)
Kelsey Nunley	7	(2016)
Chanda Bell	7	(2011)
4. Keary Camunas	6	(1998)
5. Rachel Riley	5	(2010)
Meagan Prince	5	(2016)
6. Kelsey Nunley	4	(2015)
Chanda Bell	4	(2010)
Keary Camunas	4	(1999)
Jennifer Howland	4	(2000)
Rachel Riley	4	(2011)
Grace Baalman	4	(2019)
Autumn Humes	4	(2021)

Innings Pitched

1. Kelsey Nunley	282.1	(2014)
2. Kelsey Nunley	268.2	(2013)
3. Keary Camunas	251.1	(1998)
4. Amy Kendall	229.0	(2003)
5. Keary Camunas	226.2	(1999)
6. Keary Camunas	225.2	(2000)
7. Chanda Bell	219.1	(2010)
8. Kelsey Nunley	211.0	(2015)
9. Morgan Marr	195.2	(2001)
10. Keary Camunas	194.0	(1997)

Strikeouts

1. Chanda Bell	288	(2010)
2. Kelsey Nunley	219	(2014)
3. Chanda Bell	216	(2009)
4. Chanda Bell	205	(2011)
5. Kelsey Nunley	203	(2016)
6. Chanda Bell	201	(2012)
7. Kelsey Nunley	194	(2015)
8. Kelsey Nunley	193	(2013)
9. Meagan Prince	175	(2017)
10. Keary Camunas	164	(1999)

Appearances

1. Samantha Allen	49	(2005)
2. Kelsey Nunley	47	(2013)
3. Kelsey Nunley	45	(2014)
4. Keary Camunas	43	(1999)
5. Kelsey Nunley	42	(2015)
6. Autumn Humes	41	(2021)
Keary Camunas	41	(2000)
Meagan Prince	41	(2017)
9. Keary Camunas	40	(1998)
Amy Kendall	40	(2003)

Opponent Batting Avg. (min. 200 at-bats)

1. Chanda Bell	.175	(2011)
2. Kelsey Nunley	.178	(2016)
3. Lauren Cumbess	.193	(2012)
4. Erin Rethlake	.197	(2017)
5. Chanda Bell	.200	(2010)

** = 24-game season due to COVID-19

Games Started

1. Keary Camunas	37	(1998)
------------------	----	--------



Keary Camunas



Jessica Trueblood



GAME RECORDS

HITTING

At-bats

6	Christian Stokes	vs. South Carolina	4/18/15
	Lauren Cumbess	at Ole Miss	4/13/14
	Kara Dill	at USC Upstate	2/24/13
	Nikki Jones	vs. Arkansas	4/27/03
	Jackie Haynes	vs. Middle Tennessee State	4/1/97
	Michelle Buccini	vs. Middle Tennessee State	4/1/97
	Jacki Haynes	vs. Mississippi State	4/11/97

Runs Scored

5	Kayla Kowalik	vs. NC Central	2/20/21
---	---------------	----------------	---------

Hits

5	Bailey Vick	vs. Georgia Tech	2/21/20
	Christian Stokes	vs. Long Beach State	2/19/15
	Beth Fogle	vs. Morehead State	3/5/02

RBI

6	Erin Coffel	vs. Jacksonville	2/24/22
	Renee Abernathy	vs. Auburn	3/25/22
	Erin Coffel	vs. Tennessee	4/3/21
	Erin Coffel	vs. New Mexico State	2/26/21
	Alex Martens	vs. Texas A&M	3/7/20
	Katie Reed	vs. Mississippi State	3/15/19
	Nikki Sagermann	at Alabama	5/5/13
	Griffin Joiner	vs. UNC	3/12/13
	Leslie Kwiatkowski	vs. Eastern Kentucky	3/1/00
	Brooke Marnitz	vs. Southern Miss.	2/10/07
	Rachel Riley	at Austin Peay	4/6/11

Doubles

3	Christian Stokes	vs. South Carolina	4/18/15
	Molly Johnson	vs. Indiana	4/1/08
	Emily Jolly	vs. DePaul	2/12/11

Triples

3	Meghan Cooper	vs. Kent State	2/17/06
---	---------------	----------------	---------

Home Runs

2 (47 times)	Last: Erin Coffel vs. Jacksonville 2/24/22		
--------------	--	--	--

Total Bases

11	Kayla Kowalik	vs. NC Central	2/21/20
----	---------------	----------------	---------

Walks

4 (4 times)	Last: Abbey Cheek at Alabama 4/28/19		
-------------	--------------------------------------	--	--

Strikeouts

4 (8 times)	Last: Emily Gaines vs. DePaul 5/18/14		
-------------	---------------------------------------	--	--

Sacrifice Hits

2 (45 times)	Last: Bailey Vick vs. Liberty 2/7/20		
--------------	--------------------------------------	--	--

Sacrifice Flies

2	Abbey Cheek	at Georgia	3/18/17
---	-------------	------------	---------

Stolen Bases

4	Bailey Vick	vs. Bradley	2/24/18
	Erin Rethlake	vs. Drexel	3/10/17
	Meagan Aull	vs. Kent State	3/24/09

Hit By Pitch

3	Ashley Dimkich	vs. Youngstown State	3/4/06
---	----------------	----------------------	--------

FIELDING

Putouts

21	Megan Yocke	vs. Tennessee Tech	4/16/11
----	-------------	--------------------	---------

Assists

9	Amber Janneck	vs. Eastern Kentucky	4/6/05
	Amber Janneck	vs. Western Kentucky	4/13/05
	Molly Johnson	vs. Florida	4/11/09
	Angie Dal Pozzo	vs. Louisville	4/18/01

Errors

4	Brooke Marnitz	vs. Alabama	3/21/04
	Nikki Jones	vs. Morehead State	3/5/02
	Angie Dal Pozzo	vs. Texas-San Antonio	2/10/01
	Meredith Seales	vs. UNC Greensboro	2/22/97

Passed Balls

4	Alli Eckman	vs. Ole Miss	3/12/05
---	-------------	--------------	---------

PITCHING

Innings Pitched

11.1	Autumn Humes	at Auburn	3/24/18
------	--------------	-----------	---------

Fewest Hits Allowed

0	22 Times		
	Last: Stephanie Schoonover	vs. North Texas	2/18/23

Perfect Game

	Chanda Bell	at Austin Peay (Game 1)	4/6/11
	Rachel Riley	at Austin Peay (Game 2)	4/6/11

Runs Allowed

16	Lorie Horner	vs. Alabama	3/21/98
	Jennifer Young	vs. Indiana	4/1/08

Earned Runs Allowed

13	Amber Matousek	vs. Alabama	3/22/08
	Amber Matousek	vs. LSU	4/9/08

Walks Allowed

9	Jennifer Young	vs. Indiana	4/1/08
---	----------------	-------------	--------

Strikeouts

18	Stephanie Schoonover	vs. North Texas	2/18/23
----	----------------------	-----------------	---------

Hits Allowed

18	Lorie Horner	vs. Alabama	3/21/98
18	Rachel Riley	at Georgia	4/10/11

Doubles Allowed

8	Jennifer Howland	vs. Akron	3/9/01
---	------------------	-----------	--------

Triples Allowed

2	Samantha Allen	vs. Cal-Poly	2/12/05
	Jennifer Howland	vs. Georgia	3/7/01
	Lorie Horner	vs. Missouri	2/15/97

Home Runs Allowed

6	Amber Matousek	vs. Alabama	3/22/08
---	----------------	-------------	---------





TEAM RECORDS

TEAM RECORDS-GAME

Hitting

At Bats: 43 at Ole Miss 4/13/14
 Runs Scored: 23 vs. UC Santa Barbara 2/18/22
 Hits: 20 vs. UC Santa Barbara 2/18/22
 Doubles: 6 twice, last at Miami (OH) 3/17/09
 Triples: 4 vs. Louisville 4/10/02
 Home Runs: 6 at Tennessee 4/27/18
 RBI: 23 vs. UC Santa Barbara 2/18/22
 Total Bases: 38 vs. UC Santa Barbara 2/18/22
 Walks: 13 vs. Indiana 3/2/08
 Strikeouts: 18 vs. WKU 4/23/15
 Stolen Bases: 8 Samford/Bradley .. 3/20/99 | 2/23/18

Fielding

Putouts: 33 5x, last vs. South Carolina 4/18/15
 Assists: 25 at South Carolina 5/2/09
 Errors: 7 vs. Texas-San Antonio 2/10/01
 Double Plays: 3 seven times, last vs. SIU 2/13/15

Pitching

Innings Pitched: 13.0 at Alabama 4/28/19
 Runs Allowed: 18 vs. Florida 3/17/01
 Earned Runs Allowed: 17 2x, last vs. Georgia 3/28/10
 Hits Allowed: 19 vs. Arkansas 3/31/07
 Fewest Hits Allowed: 0 21x, last vs. Louisville 4/15/22
 Doubles Allowed: 8 vs. Akron 3/9/01
 Triples Allowed: 3 vs. Georgia 3/7/01
 Home Runs Allowed: 6 2x, last vs. Oklahoma 3/23/22
 Walks Allowed: 9 4x, last at Alabama 5/4/13
 Strikeouts: 20 vs. Tennessee Tech 4/16/11

TEAM RECORDS-SEASON

Hitting

Batting Average:305 2019
 At Bats: 1,797 2014
 Runs Scored: 381 2019
 Hits: 477 2000
 Doubles: 94 2019
 Triples: 18 2000, 2001, 2002
 Home Runs: 71 2014, 2019
 RBI: 346 2019
 Total Bases: 810 2019
 Walks: 227 2019
 Strikeouts: 426 2004
 Stolen Bases: 89 1999

Fielding

Fielding Percentage: (.976) 2018
 Putouts: 1,455 2014
 Assists: 673 2001
 Errors: 131 1997
 Double Plays: 32 2002

Pitching

Lowest ERA: 1.71 2016
 Lowest Opponents Batting Average:191 2016
 Innings Pitched: 485.0 2014
 Runs Allowed: 333 2005
 Fewest Runs Allowed: 130 2016
 Earned Runs Allowed: 253 2005
 Fewest Earned Runs Allowed: 98 2016
 Hits Allowed: 523 2005
 Fewest Hits Allowed: 250 2016
 Doubles Allowed: 101 2003
 Fewest Doubles Allowed: 44 2016
 Triples Allowed: 16 1997
 Fewest Triples Allowed: 2 2004
 Home Runs Allowed: 58 2008
 Fewest Home Runs Allowed: 10 1997
 Walks Allowed: 182 2013
 Fewest Walks Allowed: 93 1997
 Strikeouts: 403 2014
 Shutouts: 16 2000

TEAM RECORDS-SEASON

Games played 69 2014
 Wins 50 2014
 Losses 44 1997 & 1999
 Highest winning percentage781 (43-12) 2016
 Lowest winning percentage185 (10-44) 1997
 Seasons team fielded 25 (first in 1997)
 Winning seasons 15 (last in 2021)
 Losing seasons 11 (last in 2008)
 First tie UK 2, Texas-Arlington 2 (2/15/04)
 Longest coaching tenure Rachel Lawson, 14 yrs (2008-Pres.)
 Beth Pruitt, 8 yrs (1997-2004)

Consecutive losses 21 3/15/03 - 4/13/03
Consecutive wins 19 2/12/21 - 3/7/21
 Consecutive shutout wins: 4 2/20/16 - 2/27/16
 Consecutive shutout losses: 6 3/29/06-4/2/06
 Consecutive games without an error: 6 3/6/15 - 3/15/15
 Extra-inning games: 10 2014
 Extra-inning wins: 8 2014
 Consecutive games with a stolen base: 16 2/17/02-3/17/02
 Consecutive games with a double: 12 3/16/02-4/6/02
 Consecutive games without extra-base hit: 5 - 3/9/97-3/12/97
 Most Combined Runs in a Game: 29 (4/1/08 Indiana 16, UK 13)
 Largest Margin of Victory: 22 2/29/20 vs. Detroit Mercy



SINGLE SEASON RECORDS BY CLASS

HITTING

Batting Average

Senior	Abbey Cheek	.428	2019
Junior	Kayla Kowalik	.495	2021
Soph.	Erin Coffel	.420	2022
Fresh.	Natalie Smith	.370	2007

(2020 not included, COVID-19)

Hits

Senior	Kayla Kowalik	76	2022
Junior	Kayla Kowalik	100	2021
Soph.	Leslie Kwiatkowski	77	1999
Fresh.	Leslie Kwiatkowski	71	1998

Doubles

Senior	Kwiatkowski/Reed	16	2001/19
Junior	Tiffany Kruse	16	2000
Soph.	Molly Johnson	20	2008
Fresh.	Alex Martens	13	2017

Triples

Junior	Nikki Jones	5	2003
Junior	Tiffany Kruse	7	2000
Soph.	Kayla Kowalik	8	2020
Fresh.	Leslie Kwiatkowski	6	1998

Home Runs

Senior	Brooke Marnitz	21	2007
Junior	Abbey Cheek	18	2018
Soph.	Erin Coffel	20	2022
Fresh.	Erin Coffel	16	2021

Runs Batted In

Senior	Brooke Marnitz	61	2007
Junior	Alex Martens	66	2019
Soph.	Erin Coffel	68	2022
Fresh.	Erin Coffel	56	2021

Runs Scored

Senior	Kayla Kowalik	57	2022
Junior	Kayla Kowalik	77	2021
Soph.	Kara Dill	44	2011
Fresh.	Kayla Kowalik	49	2019

Total Bases

Senior	Abbey Cheek	138	2019
Junior	Kayla Kowalik	159	2021
Soph.	Erin Coffel	142	2022
Fresh.	Erin Coffel	118	2021

On Base Pct.

Senior	Abbey Cheek	.602	2019
Junior	Kayla Kowalik	.554	2021
Soph.	Molly Johnson	.472	2008
Fresh.	Erin Coffel	.450	2021

(2020 not included, COVID-19)

Slugging Pct.

Senior	Abbey Cheek	.908	2019
Junior	Kayla Kowalik	.787	2021
Soph.	Erin Coffel	.871	2022
Fresh.	Erin Coffel	.663	2021

Sacrifice Hits

Senior	Tiffany Kruse	9	2001
Junior	Beth Fogle	13	2001

Soph.	Megan Yocke	13	2009
Fresh.	Lorie Melchi	12	2003

Sacrifice Flies

Senior	Alice O'Brien	5	2013
Junior	Tatum Spangler	5	2021
Soph.	Erin Coffel	5	2022
Fresh.	Lyndsey Angus	4	2000
	Brooke Marnitz	4	2004

Stolen Bases

Senior	Sylvester Samuel	23	2016
Junior	Leslie Kwiatkowski	28	2000
Soph.	Meagan Aull	26	2009
Fresh.	Beth Fogle	34	1999

Walks

Senior	Abbey Cheek	64	2019
Junior	Brittany Cervantes	48	2011
Soph.	Ansley Smith	30	2014
Fresh.	Maisie Steed	44	2013

Hit by Pitch

Senior	Meghan Cooper	16	2006
Junior	Molly Johnson	10	2009
Soph.	Ansley Smith	15	2014
Fresh.	Erin Coffel	15	2021

FIELDING

Putouts

Senior	Maisie Steed	385	2016
Junior	Griffin Joiner	442	2014
Soph.	Griffin Joiner	343	2013
Fresh.	Jenny Schaper	399	2016

Assists

Senior	Molly Johnson	131	2010
Junior	Angie Dal Pozzo	167	2001
Soph.	Christian Stokes	167	2014
Fresh.	Angie Dal Pozzo	143	1999

Fielding Pct.

Senior	Griffin Joiner	1.000	2015
	Beth Fogle	1.000	2002
Junior	Michelle Bucci	1.000	1999
	Jennifer Howland	1.000	2001
Soph.	Meagan Aull	1.000	2009
Fresh.	Jenny Schaper	.993	2016

PITCHING

ERA (min. 10 appearances)

Senior	Kelsey Nunley	1.27	2016
Junior	Meagan Prince	1.85	2016
Soph.	Kelsey Nunley	1.88	2014
Fresh.	Lauren Cumbess	1.99	2011

Win-loss pct. (min. 10 appearances)

Senior	Lauren Cumbess	.909 (10-1)	2014
Junior	Meagan Prince	.778 (21-6)	2016
Soph.	Kelsey Nunley	.731 (30-11)	2014
Fresh.	Ellen Weaver	.857 (6-1)	2011

Wins

Senior	Kelsey Nunley	21	2016
Junior	Meagan Prince	21	2016
Soph.	Kelsey Nunley	30	2014
Fresh.	Kelsey Nunley	27	2013

Appearances

Senior	Keary Camunas	41	2000
Junior	Keary Camunas	43	1999
Soph.	Kelsey Nunley	45	2014
Fresh.	Samantha Allen	49	2005

Games Started

Senior	Keary Camunas	36	2000
Junior	Keary Camunas	34	1999
Soph.	Kelsey Nunley	36	2014
Fresh.	Amy Kendall	32	2003

Complete Games

Senior	Keary Camunas	28	2000
Junior	Keary Camunas	26	1999
Soph.	Keary Camunas	33	1998
Fresh.	Amy Kendall	29	2003

Shutouts

Senior	Keary Camunas	9	2000
Junior	Chanda Bell	7	2011
Soph.	Kelsey Nunley	7	2014
Fresh.	Chanda Bell	3	2009
	Lauren Cumbess	3	2011
	Kelsey Nunley	3	2013

Strikeouts

Senior	Kelsey Nunley	203	2016
Junior	Chanda Bell	205	2011
Soph.	Chanda Bell	288	2010
Fresh.	Chanda Bell	216	2009

Opponent Batting Avg. (min. 200 AB)

Senior	Kelsey Nunley	.178	2016
Junior	Chanda Bell	.175	2011
Soph.	Lauren Cumbess	.193	2012
Fresh.	Lauren Cumbess	.201	2011

(2020 not included, COVID-19)



Leslie Kwiatkowski



LETTERWINNERS

A

Becky Abner	2003
Renee Abernathy.....	2019-2022
Jessica Adkins	2009-10
Amanda Allen	2012
Samantha Allen	2005-07
Macy Allen.....	2009-12
Amy Anderson	1998
Elie Anderson	2004
Haley Andrus	2015-16
Lyndsey Angus.....	2000-03
Meagan Aull	2008-11

B

Grace Baalman	2018-2021
Jaci Babbs	2019-2022
Chanda Bell.....	2009-12
Becky Bishop	2007
Brynlee Bigelow.....	2017
Emmy Blane	2020-2022
Jenna Blanton.....	2021-Pres.
Colleen Boddy	1999-2000
Emma Boitnott	2020-2022
Lauryn Borzilleri	2023-Pres.
Brook Bowman.....	2002-04
Maclai Branson.....	2019
Lindsay Brogdon.....	2006-08
Megan Brooks.....	2002-04
Amanda Brown.....	2002
Michelle Bucci	1997-2000

C

Keary Camunas.....	1997-2000
Katie Campbell	2004-07
Ginny Carroll.....	2011-14
Brittany Cervantes.....	2009-12
Abbey Cheek	2016-19
Kristen Cochran.....	2005
Erin Coffel	2021-Pres.
Megan Cooper	2002-06
Kennedy Cowden	2019
Lauren Cumbess.....	2011-14
Aimee Currier	2009

D

Angie Dal Pozzo	1999-2002
Jamie Dardis	2000-02
Gabi Deters.....	2020
Samantha DeMartine	2008-11
Sandi Dengler	1999-2002
Kara Dill	2010-13
Ashley Dimkich	2005-08

E

Taylor Ebbs.....	2021-Pres.
Alli Eckman	2005-07
Andrea Eilertson.....	1999-2002
Jackie Elston	1998
Ella Emmert.....	2021-Pres.

F

Elizabeth Fadde	2006-07
Ashley Fertic	2004-07
Gina Florence	2004-07
Beth Fogle	1999-2002
Bethany Foster	1999
Sarah Frazer	2011-14
Rachel Friberg.....	2001-04
Victoria Fragoso	2021-Pres.

G

Emily Gaines	2011-14
Tekiya Garr-Carter.....	2019-2020
Sloan Gayan	2020-Pres.
Whitney Glass.....	1999
Megan Glenn	2003-06
Crystal Grace	1997-98
Lindsay Griggs.....	2012
Ashleigh Gustafson.....	2009-12

H

Karissa Hamilton	2022-Pres.
Izzy Harrison.....	2021-Pres.
Meeko Harrison.....	2021-Pres.
Jacki Haynes	1997-98
Taylor Hess.....	2023-Pres.
Katie Henderson.....	2013
Kelsee Henson	2016-19
Brooklin Hinz	2015-18
Lorie Horner	1997-98
Lindsay Houser	1997-98
Kara Howard.....	2012-15
Jennifer Howland	1999-2002
Hannah Huffman.....	2016-18
Autumn Humes	2018-2021

J

Amber Janneck.....	2004-05
Allie Jest.....	2009
Lauren Johnson	2018-2022
Kalia Johnson.....	2017-2018
Molly Johnson	2007-10
Griffin Joiner	2012-15
Emily Jolly	2011-14
Megan Jolly	2007-08
Nikki Jones.....	2000-03

K

Madison Kearschner.....	2016-2017
Amy Kendall	2003-06
Callie Kovacs.....	2004-05
Kayla Kowalik	2019-Pres.
Tiffany Kruse.....	1998-2001
Leslie Kwiatkowski.....	1998-2001

L

Alexia Lacatena	2021-Pres.
Aubrey Lamar	2011-12
Melissa Leto	1997-98
Cassie Lindmark.....	2020-2021
Ingrid Lochelt.....	2003
Grace Lorsung	2023-Pres.
Liz Love	1999
Monique Lovell.....	2001

M

Chelsea Mack	2023-Pres.
Emily Marks	2004-05
Morgan Marr	2000-02
Shanna Martini	1999
Stephanie Martino	2014-16
Alex Martens	2017-2020
Brooke Marnitz.....	2004-07
Amber Matousek.....	2007-10
Morgan McCallum.....	2017
Katie McCarty.....	2006-09
Lori Melchi.....	2003-06
Rachael Metzger.....	2015-18
Audrey Meyer.....	2007-08
Megan Miller	2006
Hallie Mitchell	2021-Pres.
Kierston Moore	2017
Susan Moore	1997-98
Destinee Mordecai	2007-10

N

Jessica Nance.....	2002-05
Vanessa Nesby	2021-Pres.
Amber Nix.....	2005
Kelsey Nunley	2013-16

O

Alice O'Brien.....	2010-13
Kristen O'Haver	2009

P

Mallory Peyton	2018-2021
Lydia Pierce	2006
Meagan Prince	2014-17
Tracie Potts.....	1999-2000

Gretchen Prugh	2004
----------------------	------

R

Sarah Rainwater	2016-19
Briona Rance	2019
Ali Ray.....	2006
Breanne Ray	2014-17
Katie Reed	2016-19
Erin Rethlake	2015-18
Jessica Rice	2007
Darlington Richardson.....	2013-15
Rachel Riley	2009-12
Jessica Rose	2010
Annie Rowlands.....	2008-11
Ashley Ruiz	2017-18

S

Nikki Sagermann.....	2013-16
Sylvester Samuel	2013-16
Jenny Schaper	2016-19
Stephaine Schoonover.....	2021-Pres.
Meghan Schorman	2019-2021
Jenny Sibert	2004-07
Erika Silence	2009-12
Ansley Smith	2013-16
Krystal Smith	2011-14
Natalie Smith	2007-10
Rylea Smith	2020-Pres.
Shannon Smith	2014-17
Sarah Snider	1997-2000
Tatum Spangler	2019-2022
Larissa Spellman	2017-2020
Maisie Steed.....	2013-16
Miranda Stoddard	2020-2022
Christian Stokes	2013-16
Kennedy Sullivan	2021-Pres.
Joy Sutton.....	2001

T

Stephanie Thompson	1998
Erica Thulen.....	2021-Pres.
Margaret Tobias.....	2021-Pres.
Bethany Todd	2018
Jessica Trueblood	2006

V

Princess Valencia.....	2023-Pres.
Bailey Vick	2017-2020
Marie Vida	2001

W

Kristi Warneke	2005
Ellen Weaver	2011-13
Bethany Wiegand	1999
Crystalie Wolfe	2003-04

Y

Megan Yocke	2008-11
Jennifer Young.....	2007-10



S O F T B A L L



ALL-TIME JERSEY NUMBERS

#00	
Hallie Mitchell	2021-Pres.
Tekiya Garr-Carter.....	2019-2020
Natalie Smith.....	2007-10
Jacqueline Haynes.....	1997-98

#1	
Chelsea Mack	2023-Pres.
Miranda Stoddard.....	2020-2022
Sarah Rainwater.....	2016-19
Rachel Riley.....	2011-12
Amber Matousek.....	2007-10
Megan Miller.....	2006
Megan Brooks.....	2002-04
Marie Vida.....	2001

#2	
Karissa Hamilton	2023-Pres.
Bailey Vick.....	2017-2020
Sylver Samuel.....	2013-16
Chanda Bell.....	2009-12
Jenny Sibert.....	2005-07

#3	
Taylor Ebbs	2021-Pres.
Grace Baalman.....	2018-2021
Shannon Smith.....	2014-2017
Ginny Carroll.....	2011-12
Aimee Currier.....	2009
Jessica Rice.....	2007
Jessica Trueblood.....	2006
Brooke Marnitz.....	2004-05
Andrea Eilertson.....	1999-2002

#4	
Renee Abernathy.....	2019-2022
Haley Andrus.....	2015-16
Macy Allen.....	2009-12
Audrey Meyer.....	2007-08
Nikki Jones.....	2000-03

#5	
Taylor Hess	2023-Pres.
Tatum Spangler.....	2019-2022
Meagan Prince.....	2014-2017
Lindsay Griggs.....	2012
Gina Florence.....	2004-07
Bobbi Darretta.....	2003
Angie Dal Pozzo.....	1999-2002
Stephanie Thompson.....	1998
Michelle Brown.....	1997

#6	
Victoria Fragoso	2021-Pres.
Jenny Schaper.....	2016-19
Katie McCarty.....	2006-09
Amber Nix.....	2005

#7	
Autumn Humes.....	2018-2021
Morgan McCallum.....	2017
Maisie Steed.....	2013-16
Kristen O'Haver.....	2009
Alli Eckman.....	2005-07
Elie Anderson.....	2004
Brook Bowman.....	2002-04
Tiffany Kruse.....	1997-2001

#8	
Kennedy Sullivan	2021-Pres.
Briona Rance.....	2019
Erin Rethlake.....	2015-2018
Katie Henderson.....	2013
Ashleigh Gustafson.....	2009-12
Samantha Allen.....	2006-08
Amber Janneck.....	2004-05
Michelle Hall.....	2003
Meghan Cooper.....	2002
Tracie Potts.....	1999-2000
Monique Lovell.....	2001
Leslie Kwiatkowski.....	1998
Suzanne Kopulos.....	1997

#9	
Lauren Johnson.....	2018-2022
Breanne Ray.....	2014-2017
Alice O'Brien.....	2010-13
Savannah Mitcham.....	2004
Jamie Dardis.....	2000-02
Liz Love.....	1999
Kolleen Fitzgerald.....	1997

#10	
Jenna Blanton	2021-Pres.
Olivia Ward.....	2019
Christian Stokes.....	2013-16

Meagan Aull.....	2008-2011
Ashley Fertic.....	2004-07
Leslie Floyd.....	2002
Sarah Snider.....	1997-2000

#11	
Vanessa Nesby	2021-Pres.
Abbey Cheek.....	2016-19
Krystal Smith.....	2011-14
Rachel Riley.....	2009-10
Becky Bishop.....	2007-08
Ali Ray.....	2006
Callie Kovacs.....	2004-05
Becky Abner.....	2003
Jennifer Howland.....	1999-2002
Andrea Goeprich.....	1997

#12	
Margaret Tobias	2021-Pres.
Megan Yocke.....	2008-2011
Lydia Pierce.....	2006
Rachel Friberg.....	2001-04
Sandi Dengler.....	1999-2000
Amy Anderson.....	1998
Brooke Tilley.....	1997

#13	
Mallory Peyton.....	2018-2021
Griffin Joiner.....	2012-15
Destinee Mordecai.....	2007-10
Susan Moore.....	1997-98

#14	
Jaci Babbs	2019-Pres.
Brittany Cervantes.....	2009-12
Emily Marks.....	2004-05
Lyndsey Angus.....	2000-03
Susan Messmer.....	1999
Crystal Grace.....	1997-98

#15	
Kara Dill.....	2010-13
Brooke Marnitz.....	2006-07
Jessica Nance.....	2002-05
Joy Sutton.....	2001
Bethany Foster.....	1999
Lindsay Houser.....	1997-98

#16	
Aubrey Lamar.....	2011-12
Elizabeth Fadde.....	2006-07

#17	
Sloan Gayan	2020-Pres.
Bethany Todd.....	2018
Annie Rowlands.....	2008-2011
Kristen Cochran.....	2005

#18	
Amanda Allen.....	2012
Molly Johnson.....	2007-10
Gretchen Prugh.....	2004
Kathleen Biondi.....	2003
Julie Castelli.....	2002
Leslie Kwiatkowski.....	1998-2001
Melissa Leto.....	1997-98

#19	
Rylea Smith	2020-Pres.
Kelsee Henson.....	2016-19
Lauren Cumbess.....	2011-14
Allie Jest.....	2009
Meghan Cooper.....	2003-06
Morgan Marr.....	2000-02
Bethany Wiegand.....	1999
Courtney Woodrow.....	1997

#20	
Erica Thulen	2021-Pres.
Maclai Branson.....	2019.

#21	
Erin Coffel	2021-Pres.
Hannah Huffman.....	2016-2018
Emily Jolly.....	2011-14
Jessica Adkins.....	2009-10
Megan Jolly.....	2007-08
Megan Glenn.....	2003-06
Sandi Dengler.....	2001-02
Michelle Bucci.....	1997-2000

#22	
Kierston Moore.....	2017
Samantha DeMartine.....	2008-2011

Katie Campbell.....	2004-07
Ingrid Lochelt.....	2003
Whitney Glass.....	1999

#23	
Stephanie Schoonover	2021-Pres.
Katie Reed.....	2016-19
Jessica Rose.....	2010
Jenny Sibert.....	2004
Amanda Brown.....	2002
Shanna Martini.....	1999
Meredith Sales.....	1997

#24	
Emma Boitnott.....	2020-2022
Kennedy Cowden.....	2019
Madison Kearschner.....	2016-2017
Kara Howard.....	2012-15

#25	
Emmy Blane.....	2020-2022
Brooklin Hinz.....	2015-18
Erika Silence.....	2009-12
Samantha Allen.....	2005

#26	
Meghan Schorman.....	2019-2021
Stephanie Martino.....	2014-16
Ellen Weaver.....	2011-13
Ashley Dimkich.....	2005-08

#27	
Emily Gaines.....	2011-14

#28	
Ashley Ruiz.....	2017-2018
Jennifer Young.....	2007-10
Lori Melchi.....	2003-06
Beth Fogle.....	1999-2002
Jackie Elston.....	1998

#29	
Amy Kendall.....	2003-06
Keary Camunas.....	1997-2000

#30	
Princess Valencia	2023-Pres.
Larissa Spellman.....	2017-2020
Ginny Carroll.....	2013-14

#32	
Lindsay Brogdon.....	2006-08
Kristi Warneke.....	2005

#33	
Grace Lorsung	2023-Pres.
Alex Martens.....	2017-2020
Kelsey Nunley.....	2013-16
Crystalie Wolfe.....	2003-04
Colleen Boddy.....	1999-2000
Lori Horner.....	1997-98

#34	
Cassie Lindmark.....	2020-2021

#35	
Alexia Lacatena	2021-Pres.

#42	
Izzy Harrison	2021-Pres.
Brynlee Bigelow.....	2017
Ansley Smith.....	2013-16

#43	
Darlington Richardson.....	2013-15

#44	
Gabi Deters.....	2020
Rachael Metzger.....	2015-2018
Sarah Frazer.....	2011-14

#64	
Ella Emmert	2021-Pres.

#77	
Meeko Harrison	2021-Pres.
Nikki Sagermann.....	2013-16

#88	
Lauryn Borzilleri	2023-Pres.
Kaila Johnson.....	2017-2018

#99	
Kayla Kowalik	2019-Pres



#00 Hallie Mitchell



Forsyth, Ill. / Moroa-Forsythe HS




Sophomore / Sustainable Agriculture & Community Food Systems



C



Bats: L / Throws: R



2023:

* Has three runs scored this season, including one as a pinch runner

* Had an RBI double to get UK on the board in its 4-4 tie against #9 Texas on opening weekend at the NFCA Lead-Off Classic

Category	Season High (Last)	Career High (Last)
At-Bats	1, eight times, last vs. Dayton (3/9/23)	3 vs. LIU (2/25/22)
Runs	1, three times, last vs. UIC (3/5/23)	2 vs. LIU (2/25/22)
Hits	1, three times, last vs. Dayton (3/9/23)	1, four times, last vs. Northwestern (2/25/23)
RBI	1 vs. Texas (2/12/22)	1, twice, last vs. Texas (2/12/22)
Walks	1 vs. UC Riverside (2/25/23)	1 vs. UC Riverside (2/25/23)
Stolen Bases	1, twice, last vs. UIC (3/5/23)	1, twice, last vs. UIC (3/5/23)
Hitting Streak (current)	1 (1)	1 game (2022 and 2023)

CAREER STATS

Year	AVG	GP	GS	AB	R	H	2B	3B	HR	RBI	TB	SLG%	BB	HBP	SO	GDP	OB%	SF	SH	SB	ATT	PO	A	E	FLD%
2022	.286	26	5	7	13	2	0	0	0	1	2	.286	1	0	2	0	.333	1	0	1	2	19	3	0	1.000
2023	.375	13	0	8	3	3	1	0	0	1	4	.500	1	0	2	0	.444	0	0	2	3	1	0	0	1.000
TOTAL	.333	39	5	15	16	5	1	0	0	2	6	.400	2	0	4	0	.389	1	0	3	5	20	3	0	1.000



#1 Chelsea Mack



Brecksville, Ohio / Brecksville HS




Freshman / Clinical Leadership and Management



OF



Bats: L / Throws: R



2023:

- * Freshman slapper
- * Sister, Alexis, played at Oregon and Alabama
- * First-career start vs. Dayton on March 8 (RF)

Category	Season High (Last)	Career High (Last)
At-Bats	2 vs. UIC (3/4/23)	2 vs. UIC (3/4/23)
Runs	1, four times, last vs. McNeese (2/17/23)	1, four times, last vs. McNeese (2/17/23)
Hits	1 vs. McNeese (2/17/23)	1 vs. McNeese (2/17/23)
RBI	-	-
Walks	-	-
Stolen Bases	1 vs. Louisville (2/10/23)	1 vs. Louisville (2/10/23)
Hitting Streak (current)	1 (0)	1 (0)

CAREER STATS

Year	AVG	GP	GS	AB	R	H	2B	3B	HR	RBI	TB	SLG%	BB	HBP	SO	GDP	OB%	SF	SH	SB	ATT	PO	A	E	FLD%
2023	.167	15	1	6	4	1	0	0	0	0	1	.167	0	0	1	1	.167	0	0	1	2	3	0	0	1.000
TOTAL	.167	15	1	6	4	1	0	0	0	0	1	.167	0	0	1	1	.167	0	0	1	2	3	0	0	1.000



#2 Karissa Hamilton



Flat Rock, Ind./Shelbyville HS



Freshman / Agricultural Economics



C



Bats: R / Throws: R



2023:

- * Walk-off 3-run HR vs. Louisville on opening day in the NFCA Lead-Off Classic
- * Two multi-hit games
- * Vibrant personality on and off the field

Category	Season High (Last)	Career High (Last)
At-Bats	4, twice, last vs. North Texas (2/18/23)	4, twice, last vs. North Texas (2/18/23)
Runs	1, three times, last vs. UC Riverside (2/25/23)	1, three times, last vs. UC Riverside (2/25/23)
Hits	2, twice, last vs. UC Riverside (2/25/23)	2, twice, last vs. UC Riverside (2/25/23)
RBI	4 vs. Louisville (2/10/23)	4 vs. Louisville (2/10/23)
Walks	1 vs. St. John's (2/10/23)	1 vs. St. John's (2/10/23)
Stolen Bases	-	-
Hitting Streak (current)	2 (1)	2 games (2023)

CAREER STATS

Year	AVG	GP	GS	AB	R	H	2B	3B	HR	RBI	TB	SLG%	BB	HBP	SO	GDP	OB%	SF	SH	SB	ATT	PO	A	E	FLD%
2023	.175	18	12	40	3	7	2	1	1	7	14	.350	1	0	6	0	.190	1	1	0	0	3	1	0	1.000
TOTAL	.175	18	12	40	3	7	2	1	1	7	14	.350	1	0	6	0	.190	1	1	0	0	3	1	0	1.000



#3 Taylor Ebbs



Keizer, Oregon / McNary HS





Sophomore / Kinesiology



1B / RF



Bats: L / Throws: R



2023:

- * Grand slam on opening day vs. St. John's in the first game of the day to give UK a 4-3 lead after trailing 3-0 in the first inning
- * 3 RBI performance against South Dakota in the Tracy Beard Classic
- * Hit a solo HR vs. Washington on the first pitch of the inning to cut UW's lead from 2-0 to 2-1

Category	Season High (Last)	Career High (Last)
At-Bats	4 vs. Washington (2/23/23)	4, 10 times, last vs. Washington (2/23/23)
Runs	2 vs. Washington (2/23/23)	2, four times, last vs. Washington (2/23/23)
Hits	1, five times, last vs. Washington (2/23/23)	3 at ECU (4/20/22)
RBI	4 vs. St. John's (2/10/23)	4 vs. St. John's (2/10/23)
Walks	2 vs. UC Riverside (2/25/23)	2, three times, last vs. UC Riverside (2/25/23)
Stolen Bases	-	-
Hitting Streak (current)	2 games (1)	6 games (2022)

CAREER STATS

Year	AVG	GP	GS	AB	R	H	2B	3B	HR	RBI	TB	SLG%	BB	HBP	SO	GDP	OB%	SF	SH	SB	ATT	PO	A	E	FLD%
2022	.298	55	50	131	21	39	10	1	10	30	81	.618	14	0	16	0	.366	0	2	0	0	218	7	11	.953
2023	.176	19	17	34	3	6	1	0	2	8	13	.382	5	0	11	0	.282	0	0	0	0	22	0	1	.957
TOTAL	.273	74	67	165	24	45	11	1	12	38	94	.570	19	0	27	0	.348	0	2	0	0	240	7	12	.954



#5 Taylor Hess



St. Augusta, Minn. / Maple Lake HS



Freshman / Finance



P



Throws: L



2023:

Category	Season High (Last)	Career High (Last)
Innings	-	-
Strikeouts	-	-
Wins	-	-

CAREER STATS

Year	ERA	W	L	App	GS	CG	SHO	CBO	SV	IP	H	R	ER	BB	SO	2B	3B	HR	BF	B/Avg	WP	HBP	BK	SFA	SHA
2023	0.00	0	0	0	0	0	0	0	0	0.0	0	0	0	00	0	0	0	0	0	.000	0	0	0	0	0
2023	0.00	0	0	0	0	0	0	0	0	0.0	0	0	0	00	0	0	0	0	0	.000	0	0	0	0	0



#6 Victoria Fragoso



La Mirada, California / Orange Lutheran HS




Junior / Marketing & Management



INF



Bats: R/ Throws: R



2023:

* Reached on a walk in her plate appearance vs. UIC as part of the 2023 Oklahoma Tournament on March 5

Category	Season High (Last)	Career High (Last)
At-Bats	1 vs. UCLA (2/24/23)	3 vs. UC Santa Barbara (2/28/22)
Runs	-	2 vs. UC Santa Barbara (2/18/22)
Hits	-	2 vs. UC Santa Barbara (2/18/22)
RBI	-	4 vs. UC Santa Barbara (2/18/22)
Walks	1 vs. UIC (3/5/23)	1 vs. UIC (3/5/23)
Stolen Bases	-	-
Hitting Streak (current)	0 games (0)	3 games (2021)

CAREER STATS

Year	AVG	GP	GS	AB	R	H	2B	3B	HR	RBI	TB	SLG%	BB	HBP	SO	GDP	OB%	SF	SH	SB	ATT	PO	A	E	FLD%
2021	.429	10	0	7	0	3	0	0	0	1	3	.429	0	1	2	0	.500	0	0	0	0	2	3	1	.833
2022	.286	16	1	14	2	4	0	0	1	5	7	.500	0	0	3	0	.286	0	1	0	0	2	0	0	1.000
2023	.000	2	0	1	0	0	0	0	0	0	0	.000	1	0	1	0	.500	0	0	0	0	0	0	0	.000
TOTAL	.318	28	1	22	2	7	0	0	1	6	10	.455	1	1	6	0	.375	0	1	0	0	4	3	1	.875



#8 Kennedy Sullivan



Georgetown, Ky. / Western Kentucky University



5th Year Grad Student / Liberal Studies



P



Bats: R / Throws: R

- CUSA All-Tournament Team (2021)



2023:

- * Transferred in from Western Kentucky University, where she beat UK in a 2-1 9-inning game in 2021 as the pitcher
- * Recorded hits in each of the first three games of the season
- * Has RBI in five different games

Category	Season High (Last)	Career High (Last)
At-Bats	3, three times, last vs. Oklahoma (3/4/23)	4, four times, last vs. Alabama (3/20/22)
Runs	1 vs. St. John's (2/10/23)	2, twice, last vs. Michigan (3/4/22)
Hits	1, five times, last vs. Northwestern (2/25/23)	2, three times, last at Alabama (3/20/22)
RBI	1, five times, last vs. Northwestern (2/25/23)	3, twice, last vs. Drake (3/4/22)
Walks	1, three times, last vs. UIC (3/3/23)	1, seven times, last vs. UIC (3/3/23)
Stolen Bases	-	-
Hitting Streak (current)	3 (0)	7 games (2022)
Innings	4.0, twice, last vs. Oklahoma (3/4/23)	5.0 vs. Miami (3/16/22)
Strikeouts	2 vs. Oklahoma (3/4/23)	5 vs. Michigan (3/3/22)
Wins	2	2 (2022 and 2023)

CAREER STATS

Year	AVG	GP	GS	AB	R	H	2B	3B	HR	RBI	TB	SLG%	BB	HBP	SO	GDP	OB%	SF	SH	SB	ATT	PO	A	E	FLD%
2022	.261	41	24	69	11	18	5	0	4	17	35	.507	8	0	16	1	.333	1	1	0	0	2	2	0	1.000
2023	.208	16	7	24	1	5	0	0	1	5	8	.333	3	0	4	0	.296	0	0	0	0	0	4	0	1.000
TOTAL	.247	57	31	93	12	23	5	0	5	22	43	.462	11	0	20	1	.324	1	1	0	0	2	6	0	1.000
Year	ERA	W	L	App	GS	CG	SHO	CBO	SV	IP	H	R	ER	BB	SO	2B	3B	HR	BF	B/Avg	WP	HBP	BK	SFA	SHA
2022	6.15	2	1	15	2	0	0	0	0	27.1	31	30	24	11	18	5	0	10	127	.284	1	3	0	2	2
2023	8.40	0	0	6	2	0	0	0	0	11.2	17	17	14	93	1	1	3	6	2	.347	2	2	0	2	0
TOTAL	6.82	2	1	21	4	0	0	0	0	39.0	48	47	38	20	21	6	1	13	189	.304	3	5	0	4	2



#10 Jenna Blanton



Chapel Hill, Tennessee / Forrest HS




Sophomore / STEM Education



OF



Bats: L / Throws: R



2023:

- * Missed the 2022 season (Medical Redshirt) after having Tommy John surgery
- * Has played in all 19 games this season
- * Slapper who has tremendous speed in the OF and will predominantly play CF

Category	Season High (Last)	Career High (Last)
At-Bats	4 vs. Washington (2/23/23)	4 vs. Washington (2/23/23)
Runs	3 vs. South Dakota (2/18/23)	3 vs. South Dakota (2/18/23)
Hits	3, twice, last vs. South Dakota (2/18/23)	3, twice, last vs. South Dakota (2/18/23)
RBI	2 vs. St. John's (2/10/23)	2 vs. St. John's (2/10/23)
Walks	1, twice, last vs. McNeese (2/17/23)	1, twice, last vs. McNeese (2/17/23)
Stolen Bases	1, twice, last vs. South Dakota (2/18/23)	1, twice, last vs. South Dakota (2/18/23)
Hitting Streak (current)	2 games (0)	2 games (0)

CAREER STATS

Year	AVG	GP	GS	AB	R	H	2B	3B	HR	RBI	TB	SLG%	BB	HBP	SO	GDP	OB%	SF	SH	SB	ATT	PO	A	E	FLD%	
2022	REDSHIRT YEAR																									
2023	.286	19	15	35	8	10	0	0	0	3	10	.286	2	0	3	0	.324	0	1	2	2	21	0	1	.955	
TOTAL	.286	19	15	35	8	10	0	0	0	3	10	.286	2	0	3	0	.324	0	1	2	2	21	0	1	.955	



#11 Vanessa Nesby



Corona, California / Santiago HS




Junior / Marketing & Management



OF



Bats: L / Throws: R



2022:

- * Three multi-hit games
- * Can be used anywhere in the order
- * Has three separate hitting streaks of 3+ games this season
- * First-career double in a three-hit game vs. UIC as part of the 2023 Oklahoma Tournament

Category	Season High (Last)	Career High (Last)
At-Bats	4 vs. UIC (3/4/23)	4 vs. UIC (3/4/23)
Runs	2, twice, last vs. UIC (3/4/23)	2, four times, last vs. UIC (3/4/23)
Hits	3 vs. UIC (3/4/23)	3 vs. UIC (3/4/23)
RBI	1 vs. McNeese (2/17/23)	1, twice, last vs. McNeese (2/17/23)
Walks	1, twice, last vs. Sam Houston (2/19/23)	1, twice, last vs. Sam Houston (2/19/23)
Stolen Bases	1, three times, last vs. UIC (3/4/23)	2 vs. Mississippi State (5/1/22)
Hitting Streak (current)	5 games (4)	5 games (2023)

CAREER STATS

Year	AVG	GP	GS	AB	R	H	2B	3B	HR	RBI	TB	SLG%	BB	HBP	SO	GDP	OB%	SF	SH	SB	ATT	PO	A	E	FLD%
2021	.286	35	0	7	14	2	1	1	0	1	5	.714	0	0	2	0	.286	0	0	2	2	4	0	2	.667
2022	.556	44	10	27	17	15	0	0	0	1	15	.556	3	0	3	0	.600	0	0	4	4	26	0	0	1.000
2023	.459	19	8	37	13	17	1	0	0	1	18	.486	2	0	2	0	.487	0	0	3	5	18	2	0	1.000
TOTAL	.479	98	18	71	44	34	2	1	0	3	38	.535	5	0	7	0	.513	0	0	9	11	48	2	2	.962



#12 Margaret Tobias



Urbandale, Iowa / Dowling Catholic HS




Sophomore / Accounting



2B



Bats: L / Throws: R



2023:

- * Slapper
- * Go-ahead, game-winning single up the middle vs. #8 Washington in Palm Springs
- * Five multi-hit games on the season
- * Has scored a run in six games, including a season and career-high two vs. UIC to close out the Oklahoma Tournament

Category	Season High (Last)	Career High (Last)
At-Bats	4 vs. Washington (2/23/23)	4 vs. Washington (2/23/23)
Runs	2 vs. UIC (3/5/23)	2 vs. UIC (3/5/23)
Hits	2, five times, last vs. UIC (3/5/23)	2, six times, last vs. UIC (3/5/23)
RBI	1 vs. Washington (2/25/23)	1, twice, last vs. Washington (2/25/23)
Walks	1 vs. McNeese (2/17/23)	1 vs. McNeese (2/17/23)
Stolen Bases	-	1 vs. Kent St (3/5/22)
Hitting Streak (current)	5 games (2)	3 games (2022)

CAREER STATS

Year	AVG	GP	GS	AB	R	H	2B	3B	HR	RBI	TB	SLG%	BB	HBP	SO	GDP	OB%	SF	SH	SB	ATT	PO	A	E	FLD%
2022	.239	40	13	46	13	11	0	0	0	1	11	.239	1	0	8	0	.255	0	0	1	3	20	27	3	.940
2023	.386	19	19	44	7	17	0	0	0	1	17	.386	1	0	8	0	.400	0	2	0	0	34	23	1	.983
TOTAL	.311	59	32	90	20	28	0	0	0	2	28	.311	2	0	16	0	.326	0	2	1	3	54	50	4	.963



#17 Sloan Gayan



Ottawa, Illinois / Ottawa Township HS




Senior / Kinesiology



P



Throws: R



LAST SEASON:

- * 4-3 on the season in the circle with six starts
- * Pitched 5.0 innings, allowing just one run against Alabama in a 9-4 win over the Tide in Tuscaloosa ... It was her first-career SEC win
- * Pitched first-career complete game in UK's 10-2 win over Valpo
- * Wins include Long Beach State, Jacksonville, Valpo and Alabama

Category	Season High (Last)	Career High (Last)
Innings	1.1 vs. UCLA (2/24/23)	5.0, twice, last at Alabama (3/20/22)
Strikeouts	1, twice, last vs. UCLA (2/24/23)	4 vs. NC Central (2/21/20)
Appearances	3	16 (2022)
Wins	0	4 (2022)

CAREER STATS

Year	ERA	W	L	APP	GS	CG	SHO	CBO	SV	IP	H	R	ER	BB	SO	2B	3B	HR	BF	B/AVG	WP	HBP	BK	SFA	SHA
2020	4.06	1	0	4	1	0	0	1	0	10.1	8	6	6	4	10	0	0	3	44	.205	2	1	0	0	0
2021	4.54	1	0	6	2	0	0	1	0	12.1	13	10	8	6	8	2	0	3	57	.260	2	1	0	0	0
2022	2.90	4	3	17	6	1	0	1	0	41.0	46	23	17	18	12	9	0	4	194	.280	7	6	0	1	5
2023	21.00	0	1	3	1	0	0	0	0	2.2	6	9	8	5	2	1	0	4	20	.462	1	1	0	1	0
TOTAL	4.12	6	4	30	10	1	0	3	0	66.1	73	48	39	33	32	12	0	14	315	.274	12	9	0	2	5



#19 Rylea Smith



St. Louis, Missouri / Parkway North HS



Senior / Liberal Studies



OF



Bats: L / Throws: R



- SEC Newcomer of the Week (3/30/21)
- SEC All-Newcomer Team (2021)
- SEC All-Defensive Team (2022)

2023:

- * Hit .375 in the Oklahoma Tournament with five hits, a run scored and two RBI
- * Has three different hitting streaks of 3+ games this season
- * Two-RBI single vs. Washington in extra innings
- * Six multi-hit games
- * Scored a run in each of the first four games of the year

Category	Season High (Last)	Career High (Last)
At-Bats	5 vs. Washington (2/25/23)	5, six times, last vs. Washington (2/25/23)
Runs	2 vs. Sam Houston (2/19/23)	4, twice, last vs. Marshall (3/11/20)
Hits	3 vs. UIC (3/4/23)	4 vs. Auburn (3/25/22)
RBI	3 vs. Washington (2/25/23)	4 vs. Tennessee (4/3/21)
Walks	1, twice, last UT Arlington (2/17/23)	2, twice, last at ECU (4/20/22)
Stolen Bases	1, three times, last vs. UIC (3/4/23)	2 vs. Minnesota (2/9/20)
Hitting Streak (current)	3 (0)	12 games (2020)

CAREER STATS

Year	AVG	GP	GS	AB	R	H	2B	3B	HR	RBI	TB	SLG%	BB	HBP	SO	GDP	OB%	SF	SH	SB	ATT	PO	A	E	FLD%
2020	.420	24	24	88	29	37	6	1	0	30	45	.511	2	0	12	1	.424	2	0	7	8	12	0	4	.750
2021	.308	52	45	133	35	41	5	0	3	17	55	.414	12	0	21	0	.366	0	0	1	2	29	1	1	.968
2022	.310	52	47	129	26	40	4	0	0	10	44	.341	8	0	16	0	.348	1	5	2	5	34	1	1	.972
2023	.328	19	19	61	8	20	0	1	0	11	22	.361	2	0	10	0	.344	1	1	3	3	16	1	0	1.000
TOTAL	.336	147	135	411	98	138	15	2	3	68	166	.404	24	0	59	1	.369	4	6	13	18	91	3	6	.940



#20 Erica Thulen



Erie, Illinois / Erie-Prophetstown HS




Junior / Marketing & Management



INF



Bats: R / Throws: R



2023:

- * One of UK's top pinch runners
- * Two-RBI double vs. Washington in extra innings to win the game vs. the Huskies
- * Hitting 1.000 on the season, both in pinch hitting scenarios

Category	Season High (Last)	Career High (Last)
At-Bats	1, twice, last vs. UIC (3/4/23)	1, seven times, last vs. UIC (3/4/23)
Runs	1, 3 times, last vs. UIC (3/5/23)	1, 24 times, last vs. UIC (3/5/23)
Hits	1, twice, last vs. UIC (3/4/23)	1, four times, last vs. UIC (3/4/23)
RBI	2 vs. Washington (2/23/23)	2 vs. Washington (2/23/23)
Walks	-	2 vs. NC Central (2/20/21)
Stolen Bases	-	1, three times, last vs. Texas A&M (5/1/21)
Hitting Streak (current)	1 (1)	1 game (2022 and 2023)

CAREER STATS

Year	AVG	GP	GS	AB	R	H	2B	3B	HR	RBI	TB	SLG%	BB	HBP	SO	GDP	OB%	SF	SH	SB	ATT	PO	A	E	FLD%
2021	.000	24	0	2	11	0	0	0	0	1	0	.000	2	0	1	0	.500	0	0	3	3	0	0	0	.000
2022	.667	21	0	3	10	2	1	0	0	0	3	1.000	0	0	1	0	.667	0	0	0	0	0	0	0	.000
2023	1.000	7	0	2	3	2	0	0	0	2	2	1.000	0	0	0	0	1.000	0	0	0	0	0	0	0	.000
TOTAL	.571	52	0	7	24	4	1	0	0	3	5	.714	2	0	2	0	.667	0	0	3	3	0	0	0	.000



#21 Erin Coffel



Bremen, Indiana / Bremen HS



Junior / Kinesiology



SS



Bats: R / Throws: R



- 2023 Preseason All-SEC
- 2022 First Team All-SEC
- 2022 SEC Player of the Week (Week 2)
- 2022 SEC Player of the Week (Week 10)
- 2022 NFCA National Player of the Week (Week 10)
- 2022 USA Softball National Player of the Year finalist
- 2022 Preseason All-SEC
- 2021 NFCA Second Team All-Region (SS)
- 2021 Second Team All-SEC
- 2021 SEC All-Freshman Team
- 2021 Week 1 D1 Softball National Freshman of the Week
- 2021 Week 2 SEC Freshman of the Week
- 2021 Week 12 SEC Freshman of the Week

2022:

* First Team All-SEC

* NFCA All-American

2023:

* 3-run HR vs. North Texas during Stephanie Schoonover's no-hitter

* Owns a dog, a golden retriever, Jack

* Grand slam vs. UIC

* Go-ahead HR in B6th vs. Dayton

Category	Season High (Last)	Career High (Last)
At-Bats	4 vs. UCLA (2/24/23)	5, three times, last at LSU (4/2/22)
Runs	3 vs. St. John's (2/10/23)	3, five times, last vs. St. John's (2/10/23)
Hits	2, four times, last vs. Dayton (3/9/23)	4, twice, last at Arkansas (4/16/22)
RBI	4 vs. UIC (3/5/23)	6, three times, last vs. Jacksonville (2/24/22)
Walks	3 vs. South Dakota (2/18/23)	3, three times, last vs. South Dakota (2/18/23)
Stolen Bases	-	2 vs. Arizona (2/19/22)
Hitting Streak (current)	4 (4)	10 games (2021, 2022)

CAREER STATS

Year	AVG	GP	GS	AB	R	H	2B	3B	HR	RBI	TB	SLG%	BB	HBP	SO	GDP	OB%	SF	SH	SB	ATT	PO	A	E	FLD%
2021	.337	59	59	178	47	60	8	1	16	56	118	.663	24	15	31	1	.450	3	3	4	6	74	131	17	.923
2022	.423	56	53	163	44	69	11	1	20	68	142	.871	20	3	17	0	.482	5	0	6	9	78	106	12	.939
2023	.370	19	19	46	17	17	3	0	8	22	44	.957	16	2	7	0	.530	2	0	0	0	22	26	4	.923
TOTAL	.377	134	131	387	108	146	22	2	44	146	304	.786	60	20	55	1	.474	10	3	10	15	174	263	33	.930



#23 Stephanie Schoonover



Dothan, Alabama / Rehobeth HS



Junior / Kinesiology



P



Throws: R



- D1 Softball National Pitcher of the Week (Week 2)
 - SEC Pitcher of the Week (Week 2)

2023:

- * No-hitter vs. #24 North Texas with a school record 18 strikeouts in the game
- * #1 in the NCAA in shutouts (6)
- * 10+ strikeouts in six of her 10 starts, including six of her last eight
- * 99 strikeouts, which is seventh in the NCAA
- * Already has more wins this season than all of last season

Category	Season High (Last)	Career High (Last)
Innings	7.0, six times, last vs. UIC (3/4/23)	7.0, seven times, last vs. UIC (3/4/23)
Strikeouts	18 vs. North Texas (2/18/23)*	18 vs. North Texas (2/18/23)*
Appearances	13	20 (2022)
Wins	8	7 (2023)

CAREER STATS

Year	ERA	W	L	APP	GS	CG	SHO	CBO	SV	IP	H	R	ER	BB	SO	2B	3B	HR	BF	B/AVG	WP	HBP	BK	SFA	SHA
2022	5.15	7	5	23	17	4	3	0	0	69.1	63	56	51	51	68	18	0	6	329	.242	3	13	0	2	3
2023	1.62	8	1	13	10	8	6	1	1	64.2	38	16	15	20	99	7	0	1	256	.167	0	3	0	0	6
TOTAL	3.45	15	6	36	27	12	9	1	1	134.0	101	72	66	71	167	25	0	7	585	.207	3	16	0	2	9



#33 Grace Lorsung



New Palestine, Ind. / Indiana University



Junior / Biology



3B



Bats: R / Throws: R

2021 First Team All-Big Ten (Indiana)



2023:

- * Transferred in from Indiana University, where she was First Team All-Big Ten
- * Childhood friend with Erin Coffel
- * Home runs in three games, including St. John's, UCLA and UIC
- * Scored 2+ runs in two games
- * First multi-hit game of her UK career vs. UIC on March 4 in the 2023 Oklahoma Tournament

Category	Season High (Last)	Career High (Last)
At-Bats	4 vs. UIC (3/4/23)	4 vs. UIC (3/4/23)
Runs	2, twice, last vs. Washington (2/23/23)	2, twice, last vs. Washington (2/23/23)
Hits	2 vs. UIC (3/4/23)	2 vs. UIC (3/4/23)
RBI	1, five times, last vs. UIC (3/5/23)	1, five times, last vs. UIC (3/5/23)
Walks	2, twice, last vs. Washington (2/23/23)	2, twice, last vs. Washington (2/23/23)
Stolen Bases	-	-
Hitting Streak (current)	4 (0)	4 games (2023)

KENTUCKY CAREER STATS

Year	AVG	GP	GS	AB	R	H	2B	3B	HR	RBI	TB	SLG%	BB	HBP	SO	GDP	OB%	SF	SH	SB	ATT	PO	A	E	FLD%
2023	.217	19	19	46	8	10	1	0	3	5	20	.435	7	4	10	0	.368	0	2	0	0	10	20	5	.857
TOTAL	.217	19	19	46	8	10	1	0	3	5	20	.435	7	4	10	0	.368	0	2	0	0	10	20	5	.857



#42 Izzy Harrison



Franklin, Indiana / Franklin Community HS




Sophomore / Sustainable Ag. & Community Food Systems



P



Bats: R / Throws: R



2023:

* Started vs. Washington and went 4.1 innings, only allowing two runs with five strikeouts

* Struck out a season-high seven batters in win over South Dakota

Category	Season High (Last)	Career High (Last)
At-Bats	-	-
Runs	-	-
Hits	-	-
RBI	-	-
Walks	-	-
Stolen Bases	-	-
Hitting Streak (current)	-	-
Innings	5.0 vs. South Dakota (2/18/23)	6.0 vs. Kent St (3/5/22)
Strikeouts	7 vs. South Dakota (2/18/23)	10 vs. Kent St (3/5/22)
Wins	1	2 (2022)

CAREER STATS

Year	AVG	GP	GS	AB	R	H	2B	3B	HR	RBI	TB	SLG%	BB	HBP	SO	GDP	OB%	SF	SH	SB	ATT	PO	A	E	FLD%
2022	.000	2	1	0	0	0	0	0	0	0	0	.000	0	0	0	0	.000	0	0	0	0	0	0	0	.000
TOTAL	.000	2	1	0	0	0	0	0	0	0	0	.000	0	0	0	0	.000	0	0	0	0	0	0	0	.000
Year	ERA	W	L	App	GS	CG	SHO	CBO	SV	IP	H	R	ER	BB	SO	2B	3B	HR	BF	B/Avg	WP	HBP	BK	SFA	SHA
2022	3.85	2	0	13	4	1	0	0	0	23.2	23	18	13	18	24	5	0	4	116	.240	1	1	0	1	0
2023	6.60	1	2	6	3	1	1	0	0	11.2	9	12	11	16	14	0	0	1	61	.214	2	2	0	1	0
TOTAL	4.75	3	2	19	7	2	1	0	0	35.1	32	30	24	34	38	5	0	5	177	.232	3	3	0	2	0



#35 Alexia Lacatena



Stanhope, N.J. / Lenape Valley Regional HS



Sophomore / Kinesiology



P/3B



Bats: R / Throws: R



- 2022 Olympian for Team Italy

Stats from the 2022 Olympics
 * 4 GP (vs. USA, Japan, Mexico and Canada)
 * 3.62 ERA
 * 1 game started
 * 8R, 5ER, 5BB, 7K, 1 save
 * 9.2 total innings pitched

2023:

- * 4 wins in the circle this season
- * Pitched 3.2 scoreless innings vs. St. John's to earn the Opening Day win
- * Earned the win over Washington in an extra-inning game by throwing 3.2 scoreless innings with 5 K's

Category	Season High (Last)	Career High (Last)
At-Bats	-	3, twice, last vs. Drake (3/4/22)
Runs	-	2 vs. Drake (3/4/22)
Hits	-	2 vs. Drake (3/4/22)
RBI	-	2, twice, last vs. Columbia (2/25/22)
Walks	-	-
Stolen Bases	-	1 vs. LIU (2/25/22)
Hitting Streak (current)	-	3 games (2022)
Innings	6.0 vs. UT Arlington (2/17/23)	7.0 vs. Ole Miss (4/10/22)
Strikeouts	6, twice, last vs. Sam Houston St (2/19/23)	6 vs. Columbia (2/25/22)
Wins	4	7 (2022)

CAREER STATS

Year	AVG	GP	GS	AB	R	H	2B	3B	HR	RBI	TB	SLG%	BB	HBP	SO	GDP	OB%	SF	SH	SB	ATT	PO	A	E	FLD%
2022	.385	21	12	13	3	5	1	1	0	5	8	.615	0	1	2	0	.429	0	0	1	1	4	8	3	.800
TOTAL	.385	21	12	13	3	5	1	1	0	5	8	.615	0	1	2	0	.429	0	0	1	1	4	8	3	.800
Year	ERA	W	L	App	GS	CG	SHO	CBO	SV	IP	H	R	ER	BB	SO	2B	3B	HR	BF	B/Avg	WP	HBP	BK	SFA	SHA
2022	3.22	8	4	24	9	2	1	1	1	63.0	71	32	29	14	41	18	2	10	280	.277	2	5	0	3	2
2023	1.73	4	1	8	3	0	0	1	0	28.1	25	8	7	6	22	4	1	2	115	.240	1	2	0	0	3
TOTAL	2.76	12	5	32	12	2	1	2	1	91.1	96	40	36	20	63	22	3	12	395	.267	3	7	0	3	5



#77 Meeko Harrison



Fontana, California / Etiwanda HS




Junior / Health Promotion



INF



Bats: L / Throws: R



2023:

- * Defensively, will play 1B
- * Started the season with a multi-hit game vs. St. John's on Opening Day
- * Has drawn three walks

Category	Season High (Last)	Career High (Last)
At-Bats	3, three times, last vs. Washington (2/23/23)	4, three times, last vs. South Carolina (5/7/22)
Runs	1, four times, last vs. UIC (3/4/23)	2 vs. UC Santa Barbara (2/18/22)
Hits	2 vs. St. John's (2/23/23)	2, five times, last vs. St. John's (2/23/23)
RBI	2 vs. Washington (2/23/23)	4 vs. NKU (4/24/22)
Walks	1, three times, last vs. UCLA (2/24/23)	1, eight times, last vs. UCLA (2/24/23)
Stolen Bases	-	-
Hitting Streak (current)	2 games (0)	2 (2022 and 2023)

CAREER STATS

Year	AVG	GP	GS	AB	R	H	2B	3B	HR	RBI	TB	SLG%	BB	HBP	SO	GDP	OB%	SF	SH	SB	ATT	PO	A	E	FLD%
2021	.200	6	0	5	1	1	0	0	1	2	4	.800	1	0	3	0	.333	0	0	0	0	2	0	0	1.000
2022	.277	40	16	65	8	18	2	0	3	18	29	.446	7	2	12	0	.365	0	0	0	0	109	3	0	1.000
2023	.259	19	15	27	4	7	1	0	0	5	8	.296	3	1	6	0	.344	1	1	0	0	42	1	1	.977
TOTAL	.268	65	31	97	13	26	3	0	4	25	41	.423	11	3	21	0	.357	1	1	0	0	153	4	1	.994



#88 Lauryn Borzilleri



Riverside, Calif. / King HS




Freshman / Communication



1B



Bats: R / Throws: R



2023:

* RBI off of Jordy Bahl to score UK's only run vs. Oklahoma

Category	Season High (Last)	Career High (Last)
At-Bats	2 vs. UIC (3/4/23)	2 vs. UIC (3/4/23)
Runs	2 vs. UIC (3/5/23)	2 vs. UIC (3/5/23)
Hits	1, twice, last vs. Oklahoma (3/4/23)	1, twice, last vs. Oklahoma (3/4/23)
RBI	1 vs. Oklahoma (3/4/23)	1 vs. Oklahoma (3/4/23)
Walks	1, twice, last vs. UIC (3/4/23)	1, twice, last vs. UIC (3/4/23)
Stolen Bases	-	-
Hitting Streak (current)	1 (0)	1 game (2023)

CAREER STATS

Year	AVG	GP	GS	AB	R	H	2B	3B	HR	RBI	TB	SLG%	BB	HBP	SO	GDP	OB%	SF	SH	SB	ATT	PO	A	E	FLD%
2023	.222	11	2	9	2	2	0	0	0	1	2	.222	2	0	1	0	.364	0	0	0	0	16	0	0	1.000
TOTAL	.222	11	2	9	2	2	0	0	0	1	2	.222	2	0	1	0	.364	0	0	0	0	16	0	0	1.000



#99 Kayla Kowalik



New Braunsfels, Texas / St. John Paul II HS



5th Year / Management & Accounting



C



Bats: L / Throws: R



- 2023 All-SEC Preseason Team
- 2022 First Team All-SEC
- 2022 SEC All-Defensive Team (C)
- 2022 CATSPY Award winner for Miss Wildcat
- 2022 Preseason All-SEC
- 2021 NFCA First-Team All-America (C)
- 2021 NFCA First Team All-Region (C)
- Second Team All-SEC (2021)
- 2019 SEC All-Freshman Team
- SEC Freshman of the Week (3/4/19)
- SEC Freshman of the Week (3/19/19)
- 2015, 2016 and 2017 All-District (TX)
- 2015, 2016 and 2017 District Champions (HS)

2023:

- * Owns the UK record for:
- Hits, Triples, Runs scored, Batting average (Current)
- * UK's lead-off batter in every game
- * D1Softball #1 ranked catcher
- * 8 multi-hit games
- * Set a new school record with 5 hits in a game vs. Washington, with her third hit of that sequence breaking the school record for career hits (286)

Category	Season High (Last)	Career High (Last)
At-Bats	5 vs. UIC (3/4/23)	6 at Alabama (4/28/19)
Runs	2, three times, last vs. UIC (3/5/23)	5 vs. NC Central (2/20/21)
Hits	5 vs. Washington (2/23/23)	5 vs. Washington (2/25/23)
RBI	3 vs. South Dakota (2/18/23)	4 vs. Murray State (3/2/19)
Walks	1, six times, last vs. UC Riverside (2/25/23)	4 vs. Oregon (2/15/19)
Stolen Bases	2 vs. Washington (2/23/23)	2, five times, last vs. Washington (2/23/23)
Hitting Streak (current)	8 games (4)	23 games (2021, UK record)

CAREER STATS

Year	AVG	GP	GS	AB	R	H	2B	3B	HR	RBI	TB	SLG%	BB	HBP	SO	GDP	OB%	SF	SH	SB	ATT	PO	A	E	FLD%
2019	.357	60	59	185	49	66	8	5	0	25	84	.454	29	3	22	0	.452	0	2	14	17	102	7	2	.982
2020	.373	24	24	83	31	31	4	8	0	13	51	.614	11	2	10	0	.458	0	2	11	11	103	3	2	.981
2021	.495	59	59	202	77	100	11	6	12	37	159	.787	27	1	18	0	.554	1	2	23	27	257	13	2	.993
2022	.420	56	56	181	57	76	11	2	7	28	112	.619	29	0	20	0	.498	1	1	17	18	244	28	2	.993
2023	.415	19	19	65	13	27	1	1	1	11	33	.508	6	0	6	0	.458	1	0	5	7	146	6	1	.993
TOTAL	.419	218	217	716	227	300	35	22	20	114	439	.613	102	6	76	0	.493	3	7	70	80	852	57	9	.990



2023 Kentucky Softball
 Statistics Summary for Kentucky (as of Mar 08, 2023)
 (All games)



Record: 13-5-1 Home: 1-0 Away: 1-2 Neutral: 11-3-1 SEC: 0-0

Date	Opponent	Score	Player	avg	gp-gs	ab	r	h	2b	3b	hr	rbi	bb	hbp	so	sb-att
#2/10	vs St. John's	w 14-4	Vanessa Nesby	.459	19-8	37	13	17	1	0	0	1	2	0	2	3-5
#2/10	vs Louisville	w 8-0	Kayla Kowalik	.415	19-19	65	13	27	1	1	1	11	6	0	6	5-7
#2/12	vs #6 Texas	T 4-4	Margaret Tobias	.386	19-19	44	7	17	0	0	0	1	1	0	8	0-0
^2/17	vs UT Arlington	L 2-4	Erin Coffel	.370	19-19	46	17	17	3	0	8	22	16	2	7	0-0
^2/17	vs McNeese	w 4-0	Rylea Smith	.328	19-19	61	8	20	0	1	0	11	2	0	10	3-3
^2/18	vs South Dakota	w 9-0	Jenna Blanton	.286	19-15	35	8	10	0	0	0	3	2	0	3	2-2
^2/18	vs #22 North Texas	w 4-0	Meeko Harrison	.259	19-15	27	4	7	1	0	0	5	3	1	6	0-0
^2/19	vs Sam Houston	w 5-2	Grace Lorsung	.217	19-19	46	8	10	1	0	3	5	7	4	10	0-0
2/21	at Loyola Marymount	w 1-0	Kennedy Sullivan	.208	16-7	24	1	5	0	0	1	5	3	0	4	0-0
&2/23	vs #8 Washington	w 11-3	Taylor Ebbs	.176	19-17	34	3	6	1	0	2	8	5	0	11	0-0
&2/23	vs San Diego St.	w 2-0	Karissa Hamilton	.175	18-12	40	3	7	2	1	1	7	1	0	6	0-0
&2/24	vs #1 UCLA	L 3-6	-----													
&2/25	vs #19 Northwestern	L 3-9	Erica Thulen	1.000	7-0	2	3	2	0	0	0	2	0	0	0	0-0
&2/25	vs UC Riverside	w 3-0	Hallie Mitchell	.375	13-0	8	3	3	1	0	0	1	1	0	2	2-3
3/3	at #1 Oklahoma	L 0-18	Lauryn Borzilleri	.222	11-2	9	2	2	0	0	0	1	2	0	1	0-0
3/4	vs UIC	w 7-1	Chelsea Mack	.167	15-1	6	4	1	0	0	0	0	0	0	1	1-2
3/4	at #1 Oklahoma	L 1-7	Victoria Fragoso	.000	2-0	1	0	0	0	0	0	0	1	0	1	0-0
3/5	vs UIC	w 11-0	Alexia Lacatena	.000	2-1	0	0	0	0	0	0	0	0	0	0	0-0
3/8	DAYTON	w 5-4	Totals	.311	19	485	97	151	11	3	16	83	52	7	78	16-22
			Opponents	.218	19	435	62	95	13	2	11	57	56	10	140	10-14

* = Conference game
 # = NFCA Lead-Off Classic
 ^ = Tracy Beard Classic
 & = Mary Nutter Collegiate Classic

LOB - Team (114), Opp (96). DPs turned - Team (4), Opp (2). Picked off - Thulen, E 1.

Player	era	w-l	app	gs	cg	sh	sv	ip	h	r	er	bb	so
Stephanie Schoono	1.62	8-1	13	10	8	6	1	64.2	38	16	15	20	99
Alexia Lacatena	1.73	4-1	8	3	0	0	0	28.1	25	8	7	6	22

Izzy Harrison	6.60	1-2	6	3	1	1	0	11.2	9	12	11	16	14
Kennedy Sullivan	8.40	0-0	6	2	0	0	0	11.2	17	17	14	9	3
Sloan Gayan	21.00	0-1	3	1	0	0	0	2.2	6	9	8	5	2
Totals	3.24	13-5	19	19	9	8	1	119.0	95	62	55	56	140
Opponents	4.22	5-13	19	19	7	1	1	116.0	151	97	70	52	78

PB - Team (3), Hamilton, K 2, Kowalik, K 1, Opp (3). Pickoffs - Team (0), Opp (1).
 SBA/ATT - Kowalik, K (9-12), Schoonover (4-6), Sullivan, K (3-4), Lacatena, A (2-3), Harrison, I (1-1), Mitchell, H (1-1), Hamilton, K (0-1).

Score by innings	1	2	3	4	5	6	7	8	Total
Kentucky	17	14	20	12	13	9	4	8	97
Opponents	16	14	5	19	5	3	0	0	62

Win-loss breakouts: Day 9-3-1; Night 4-2; vs Left 1-2; vs Right 12-3-1;
 1-run games 2-0; 2-run games 1-1; 5+run games 6-3; Extra inns 1-0; Shutouts 8-1.
 Current streak: Won 2; Longest winning streak: 7; Longest losing streak: 2.
 Attendance: Home 777 (avg 777); Away 8759 (avg 486); Total 9536 (avg 501).



Individual Career History



Jenna Blanton

Year	avg	gp-gs	ab	r	h	2b	3b	hr	rbi	tb	slg%	bb	hbp	so	gdp	ob%	sf	sh	sb-att	po	a	e	fld%
2023	.286	19-15	35	8	10	0	0	0	3	10	.286	2	0	3	0	.324	0	1	2-2	21	0	1	.955
TOTAL	.286	19-15	35	8	10	0	0	0	3	10	.286	2	0	3	0	.324	0	1	2-2	21	0	1	.955

Lauryn Borzilleri

Year	avg	gp-gs	ab	r	h	2b	3b	hr	rbi	tb	slg%	bb	hbp	so	gdp	ob%	sf	sh	sb-att	po	a	e	fld%
2023	.222	11-2	9	2	2	0	0	0	1	2	.222	2	0	1	0	.364	0	0	0-0	16	0	0	1.000
TOTAL	.222	11-2	9	2	2	0	0	0	1	2	.222	2	0	1	0	.364	0	0	0-0	16	0	0	1.000

Erin Coffel

Year	avg	gp-gs	ab	r	h	2b	3b	hr	rbi	tb	slg%	bb	hbp	so	gdp	ob%	sf	sh	sb-att	po	a	e	fld%
2021	.337	59-59	178	47	60	8	1	16	56	118	.663	24	15	31	1	.450	3	3	4-6	74	131	17	.923
2022	.423	56-53	163	44	69	11	1	20	68	142	.871	20	3	17	0	.482	5	0	6-9	78	106	12	.939
2023	.370	19-19	46	17	17	3	0	8	22	44	.957	16	2	7	0	.530	2	0	0-0	22	26	4	.923
TOTAL	.377	134-131	387	108	146	22	2	44	146	304	.786	60	20	55	1	.474	10	3	10-15	174	263	33	.930

Taylor Ebbs

Year	avg	gp-gs	ab	r	h	2b	3b	hr	rbi	tb	slg%	bb	hbp	so	gdp	ob%	sf	sh	sb-att	po	a	e	fld%
2022	.298	55-50	131	21	39	10	1	10	30	81	.618	14	0	16	0	.366	0	2	0-0	218	7	11	.953
2023	.176	19-17	34	3	6	1	0	2	8	13	.382	5	0	11	0	.282	0	0	0-0	22	0	1	.957
TOTAL	.273	74-67	165	24	45	11	1	12	38	94	.570	19	0	27	0	.348	0	2	0-0	240	7	12	.954

Ella Emmert

Year	avg	gp-gs	ab	r	h	2b	3b	hr	rbi	tb	slg%	bb	hbp	so	gdp	ob%	sf	sh	sb-att	po	a	e	fld%
------	-----	-------	----	---	---	----	----	----	-----	----	------	----	-----	----	-----	-----	----	----	--------	----	---	---	------

Victoria Fragoso

Year	avg	gp-gs	ab	r	h	2b	3b	hr	rbi	tb	slg%	bb	hbp	so	gdp	ob%	sf	sh	sb-att	po	a	e	fld%
2021	.429	10-0	7	0	3	0	0	0	1	3	.429	0	1	2	0	.500	0	0	0-0	2	3	1	.833
2022	.286	16-1	14	2	4	0	0	1	5	7	.500	0	0	3	0	.286	0	1	0-0	2	0	0	1.000
2023	.000	2-0	1	0	0	0	0	0	0	0	.000	1	0	1	0	.500	0	0	0-0	0	0	0	.000
TOTAL	.318	28-1	22	2	7	0	0	1	6	10	.455	1	1	6	0	.375	0	1	0-0	4	3	1	.875



Individual Career History



Sloan Gayan

Year	avg	gp-gs	ab	r	h	2b	3b	hr	rbi	tb	slg%	bb	hbp	so	gdp	ob%	sf	sh	sb-att	po	a	e	fld%
2020	.000	2-1	1	0	0	0	0	0	0	0	.000	0	0	0	0	.000	0	0	0-0	0	1	0	1.000
2021	.000	11-10	0	0	0	0	0	0	0	0	.000	0	0	0	0	.000	0	0	0-0	1	0	0	1.000
2022	.000	2-1	0	0	0	0	0	0	0	0	.000	0	0	0	0	.000	0	0	0-0	2	6	0	1.000
TOTAL	.000	15-12	1	0	0	0	0	0	0	0	.000	0	0	0	0	.000	0	0	0-0	3	7	0	1.000

Year	era	w-l	app	gs	cg	sho	sv	ip	h	r	er	bb	so	2b	3b	hr	bf	bavg	wp	hbp	bk	sfa	sha
2020	4.06	1-0	4	1	0	0/1	0	10.1	8	6	6	4	10	0	0	3	44	.205	2	1	0	0	0
2021	4.54	1-0	6	2	0	0/1	0	12.1	13	10	8	6	8	2	0	3	57	.260	2	1	0	0	0
2022	2.90	4-3	17	6	1	0/1	0	41.0	46	23	17	18	12	9	0	4	194	.280	7	6	0	1	5
2023	21.00	0-1	3	1	0	0/0	0	2.2	6	9	8	5	2	1	0	4	20	.462	1	1	0	1	0
TOTAL	4.12	6-4	30	10	1	0/3	0	66.1	73	48	39	33	32	12	0	14	315	.274	12	9	0	2	5

Karissa Hamilton

Year	avg	gp-gs	ab	r	h	2b	3b	hr	rbi	tb	slg%	bb	hbp	so	gdp	ob%	sf	sh	sb-att	po	a	e	fld%
2023	.175	18-12	40	3	7	2	1	1	7	14	.350	1	0	6	0	.190	1	1	0-0	3	1	0	1.000
TOTAL	.175	18-12	40	3	7	2	1	1	7	14	.350	1	0	6	0	.190	1	1	0-0	3	1	0	1.000

Izzy Harrison

Year	avg	gp-gs	ab	r	h	2b	3b	hr	rbi	tb	slg%	bb	hbp	so	gdp	ob%	sf	sh	sb-att	po	a	e	fld%
2022	.000	4-2	1	0	0	0	0	0	0	0	.000	0	0	0	0	.000	0	0	0-0	1	0	1	.500
TOTAL	.000	4-2	1	0	0	0	0	0	0	0	.000	0	0	0	0	.000	0	0	0-0	1	0	1	.500

Year	era	w-l	app	gs	cg	sho	sv	ip	h	r	er	bb	so	2b	3b	hr	bf	bavg	wp	hbp	bk	sfa	sha
2022	3.85	2-0	13	4	1	0/0	0	23.2	23	18	13	18	24	5	0	4	116	.240	1	1	0	1	0
2023	6.60	1-2	6	3	1	1/0	0	11.2	9	12	11	16	14	0	0	1	61	.214	2	2	0	1	0
TOTAL	4.75	3-2	19	7	2	1/0	0	35.1	32	30	24	34	38	5	0	5	177	.232	3	3	0	2	0

Meeko Harrison

Year	avg	gp-gs	ab	r	h	2b	3b	hr	rbi	tb	slg%	bb	hbp	so	gdp	ob%	sf	sh	sb-att	po	a	e	fld%
2021	.200	6-0	5	1	1	0	0	1	2	4	.800	1	0	3	0	.333	0	0	0-0	2	0	0	1.000
2022	.277	40-16	65	8	18	2	0	3	18	29	.446	7	2	12	0	.365	0	0	0-0	109	3	0	1.000
2023	.259	19-15	27	4	7	1	0	0	5	8	.296	3	1	6	0	.344	1	1	0-0	42	1	1	.977
TOTAL	.268	65-31	97	13	26	3	0	4	25	41	.423	11	3	21	0	.357	1	1	0-0	153	4	1	.994

Taylor Hess

Year	avg	gp-gs	ab	r	h	2b	3b	hr	rbi	tb	slg%	bb	hbp	so	gdp	ob%	sf	sh	sb-att	po	a	e	fld%
------	-----	-------	----	---	---	----	----	----	-----	----	------	----	-----	----	-----	-----	----	----	--------	----	---	---	------

Kayla Kowalik

Year	avg	gp-gs	ab	r	h	2b	3b	hr	rbi	tb	slg%	bb	hbp	so	gdp	ob%	sf	sh	sb-att	po	a	e	fld%
2019	.357	60-59	185	49	66	8	5	0	25	84	.454	29	3	22	0	.452	0	2	14-17	102	7	2	.982
2020	.373	24-24	83	31	31	4	8	0	13	51	.614	11	2	10	0	.458	0	2	11-11	103	3	2	.981
2021	.495	59-59	202	77	100	11	6	12	37	159	.787	27	1	18	0	.554	1	2	23-27	257	13	2	.993
2022	.420	56-56	181	57	76	11	2	7	28	112	.619	29	0	20	0	.498	1	1	17-18	244	28	2	.993
2023	.415	19-19	65	13	27	1	1	1	11	33	.508	6	0	6	0	.458	1	0	5-7	146	6	1	.993
TOTAL	.419	218-217	716	227	300	35	22	20	114	439	.613	102	6	76	0	.493	3	7	70-80	852	57	9	.990



Individual Career History



Alexia Lacatena

Year	avg	gp-gs	ab	r	h	2b	3b	hr	rbi	tb	slg%	bb	hbp	so	gdp	ob%	sf	sh	sb-att	po	a	e	fld%
2022	.385	21-12	13	3	5	1	1	0	5	8	.615	0	1	2	0	.429	0	0	1-1	4	8	3	.800
2023	.000	2-1	0	0	0	0	0	0	0	0	.000	0	0	0	0	.000	0	0	0-0	1	4	0	1.000
TOTAL	.385	23-13	13	3	5	1	1	0	5	8	.615	0	1	2	0	.429	0	0	1-1	5	12	3	.850

Year	era	w-l	app	gs	cg	sho	sv	ip	h	r	er	bb	so	2b	3b	hr	bf	bavg	wp	hbp	bk	sfa	sha
2022	3.22	8-4	24	9	2	1/1	1	63.0	71	32	29	14	41	18	2	10	280	.277	2	5	0	3	2
2023	1.73	4-1	8	3	0	0/1	0	28.1	25	8	7	6	22	4	1	2	115	.240	1	2	0	0	3
TOTAL	2.76	12-5	32	12	2	1/2	1	91.1	96	40	36	20	63	22	3	12	395	.267	3	7	0	3	5

Grace Lorsung

Year	avg	gp-gs	ab	r	h	2b	3b	hr	rbi	tb	slg%	bb	hbp	so	gdp	ob%	sf	sh	sb-att	po	a	e	fld%
2023	.217	19-19	46	8	10	1	0	3	5	20	.435	7	4	10	0	.368	0	2	0-0	10	20	5	.857
TOTAL	.217	19-19	46	8	10	1	0	3	5	20	.435	7	4	10	0	.368	0	2	0-0	10	20	5	.857

Chelsea Mack

Year	avg	gp-gs	ab	r	h	2b	3b	hr	rbi	tb	slg%	bb	hbp	so	gdp	ob%	sf	sh	sb-att	po	a	e	fld%
2023	.167	15-1	6	4	1	0	0	0	0	1	.167	0	0	1	1	.167	0	0	1-2	3	0	0	1.000
TOTAL	.167	15-1	6	4	1	0	0	0	0	1	.167	0	0	1	1	.167	0	0	1-2	3	0	0	1.000

Hallie Mitchell

Year	avg	gp-gs	ab	r	h	2b	3b	hr	rbi	tb	slg%	bb	hbp	so	gdp	ob%	sf	sh	sb-att	po	a	e	fld%
2022	.286	26-5	7	13	2	0	0	0	1	2	.286	1	0	2	0	.333	1	0	1-2	19	3	0	1.000
2023	.375	13-0	8	3	3	1	0	0	1	4	.500	1	0	2	0	.444	0	0	2-3	1	0	0	1.000
TOTAL	.333	39-5	15	16	5	1	0	0	2	6	.400	2	0	4	0	.389	1	0	3-5	20	3	0	1.000

Vanessa Nesby

Year	avg	gp-gs	ab	r	h	2b	3b	hr	rbi	tb	slg%	bb	hbp	so	gdp	ob%	sf	sh	sb-att	po	a	e	fld%
2021	.286	35-0	7	14	2	1	1	0	1	5	.714	0	0	2	0	.286	0	0	2-2	4	0	2	.667
2022	.556	44-10	27	17	15	0	0	0	1	15	.556	3	0	3	0	.600	0	0	4-4	26	0	0	1.000
2023	.459	19-8	37	13	17	1	0	0	1	18	.486	2	0	2	0	.487	0	0	3-5	18	2	0	1.000
TOTAL	.479	98-18	71	44	34	2	1	0	3	38	.535	5	0	7	0	.513	0	0	9-11	48	2	2	.962

Stephanie Schoonover

Year	avg	gp-gs	ab	r	h	2b	3b	hr	rbi	tb	slg%	bb	hbp	so	gdp	ob%	sf	sh	sb-att	po	a	e	fld%
2022	.000	1-1	0	0	0	0	0	0	0	0	.000	0	0	0	0	.000	0	0	0-0	2	7	0	1.000
2023	.000	0-0	0	0	0	0	0	0	0	0	.000	0	0	0	0	.000	0	0	0-0	2	5	0	1.000
TOTAL	.000	1-1	0	0	0	0	0	0	0	0	.000	0	0	0	0	.000	0	0	0-0	4	12	0	1.000

Year	era	w-l	app	gs	cg	sho	sv	ip	h	r	er	bb	so	2b	3b	hr	bf	bavg	wp	hbp	bk	sfa	sha
2022	5.15	7-5	23	17	4	3/0	0	69.1	63	56	51	51	68	18	0	6	329	.242	3	13	0	2	3
2023	1.62	8-1	13	10	8	6/1	1	64.2	38	16	15	20	99	7	0	1	256	.167	0	3	0	0	6
TOTAL	3.45	15-6	36	27	12	9/1	1	134.0	101	72	66	71	167	25	0	7	585	.207	3	16	0	2	9



Individual Career History



Rylea Smith

Year	avg	gp-gs	ab	r	h	2b	3b	hr	rbi	tb	slg%	bb	hbp	so	gdp	ob%	sf	sh	sb-att	po	a	e	fld%
2020	.420	24-24	88	29	37	6	1	0	30	45	.511	2	0	12	1	.424	2	0	7-8	12	0	4	.750
2021	.308	52-45	133	35	41	5	0	3	17	55	.414	12	0	21	0	.366	0	0	1-2	29	1	1	.968
2022	.310	52-47	129	26	40	4	0	0	10	44	.341	8	0	16	0	.348	1	5	2-5	34	1	1	.972
2023	.328	19-19	61	8	20	0	1	0	11	22	.361	2	0	10	0	.344	1	1	3-3	16	1	0	1.000
TOTAL	.336	147-135	411	98	138	15	2	3	68	166	.404	24	0	59	1	.369	4	6	13-18	91	3	6	.940

Kennedy Sullivan

Year	avg	gp-gs	ab	r	h	2b	3b	hr	rbi	tb	slg%	bb	hbp	so	gdp	ob%	sf	sh	sb-att	po	a	e	fld%
2022	.261	41-24	69	11	18	5	0	4	17	35	.507	8	0	16	1	.333	1	1	0-0	2	2	0	1.000
2023	.208	16-7	24	1	5	0	0	1	5	8	.333	3	0	4	0	.296	0	0	0-0	0	4	0	1.000
TOTAL	.247	57-31	93	12	23	5	0	5	22	43	.462	11	0	20	1	.324	1	1	0-0	2	6	0	1.000

Year	era	w-l	app	gs	cg	sho	sv	ip	h	r	er	bb	so	2b	3b	hr	bf	bavg	wp	hbp	bk	sfa	sha
2022	6.15	2-1	15	2	0	0/0	0	27.1	31	30	24	11	18	5	0	10	127	.284	1	3	0	2	2
2023	8.40	0-0	6	2	0	0/0	0	11.2	17	17	14	9	3	1	1	3	62	.347	2	2	0	2	0
TOTAL	6.82	2-1	21	4	0	0/0	0	39.0	48	47	38	20	21	6	1	13	189	.304	3	5	0	4	2

Erica Thulen

Year	avg	gp-gs	ab	r	h	2b	3b	hr	rbi	tb	slg%	bb	hbp	so	gdp	ob%	sf	sh	sb-att	po	a	e	fld%
2021	.000	24-0	2	11	0	0	0	0	1	0	.000	2	0	1	0	.500	0	0	3-3	0	0	0	.000
2022	.667	21-0	3	10	2	1	0	0	0	3	1.000	0	0	1	0	.667	0	0	0-0	0	0	0	.000
2023	1.000	7-0	2	3	2	0	0	0	2	2	1.000	0	0	0	0	1.000	0	0	0-0	0	0	0	.000
TOTAL	.571	52-0	7	24	4	1	0	0	3	5	.714	2	0	2	0	.667	0	0	3-3	0	0	0	.000

Kyndal Tinnell

Year	avg	gp-gs	ab	r	h	2b	3b	hr	rbi	tb	slg%	bb	hbp	so	gdp	ob%	sf	sh	sb-att	po	a	e	fld%
------	-----	-------	----	---	---	----	----	----	-----	----	------	----	-----	----	-----	-----	----	----	--------	----	---	---	------

Margaret Tobias

Year	avg	gp-gs	ab	r	h	2b	3b	hr	rbi	tb	slg%	bb	hbp	so	gdp	ob%	sf	sh	sb-att	po	a	e	fld%
2022	.239	40-13	46	13	11	0	0	0	1	11	.239	1	0	8	0	.255	0	0	1-3	20	27	3	.940
2023	.386	19-19	44	7	17	0	0	0	1	17	.386	1	0	8	0	.400	0	2	0-0	34	23	1	.983
TOTAL	.311	59-32	90	20	28	0	0	0	2	28	.311	2	0	16	0	.326	0	2	1-3	54	50	4	.963

Princess Valencia

Year	avg	gp-gs	ab	r	h	2b	3b	hr	rbi	tb	slg%	bb	hbp	so	gdp	ob%	sf	sh	sb-att	po	a	e	fld%
------	-----	-------	----	---	---	----	----	----	-----	----	------	----	-----	----	-----	-----	----	----	--------	----	---	---	------