



Vanderbilt at Kentucky

03/10/23 Bridgestone Arena, Nashville, Tenn.
2023 Southeastern Conference Men's Basketball Tournament

Game Time: 8:41 PM
Game Duration: 2:07
Attendance: 17,989

Officials: Terry Oglesby, K.B. Burdett, Olandis Poole

Vanderbilt - 80

Record: 20-13

| NO. | Name | F | Min | FG | 3P | FT | Rebounds | | | Fouls | | TP | AS | TO | ST | Blocks | | +/- |
|---------------|-----------------------|---|-------|-------|-------|-------|----------|----|-----|-------|----|----|----|----|----|--------|----|-----|
| | | | | M-A | M-A | M-A | OR | DR | TOT | PF | FD | | | | | BS | BA | |
| 1 | Colin Smith | F | 21:56 | 0-1 | 0-0 | 4-4 | 0 | 4 | 4 | 3 | 2 | 4 | 0 | 0 | 1 | 0 | 1 | 1 |
| 42 | Quentin Millora-Brown | F | 27:51 | 1-2 | 0-0 | 2-2 | 2 | 2 | 4 | 3 | 3 | 4 | 1 | 0 | 0 | 1 | 0 | -5 |
| 0 | Tyrin Lawrence | G | 36:33 | 7-12 | 2-5 | 2-2 | 0 | 4 | 4 | 2 | 3 | 18 | 2 | 2 | 2 | 0 | 0 | 4 |
| 4 | Jordan Wright | G | 28:26 | 6-13 | 3-7 | 3-4 | 1 | 5 | 6 | 3 | 3 | 18 | 1 | 1 | 1 | 0 | 1 | 10 |
| 5 | Ezra Manjon | G | 29:15 | 8-11 | 2-2 | 7-8 | 0 | 1 | 1 | 0 | 5 | 25 | 3 | 6 | 1 | 0 | 0 | 11 |
| 10 | Myles Stute | | 18:58 | 0-6 | 0-5 | 0-0 | 0 | 0 | 0 | 2 | 1 | 0 | 0 | 0 | 0 | 0 | 0 | 3 |
| 34 | Lee Dort | | 03:57 | 0-0 | 0-0 | 0-0 | 0 | 1 | 1 | 2 | 1 | 0 | 0 | 0 | 0 | 0 | 0 | 3 |
| 12 | Trey Thomas | | 15:14 | 1-3 | 1-2 | 0-0 | 0 | 1 | 1 | 0 | 0 | 3 | 0 | 2 | 1 | 0 | 0 | 6 |
| 3 | Paul Lewis | | 17:50 | 3-5 | 2-4 | 0-0 | 1 | 1 | 2 | 1 | 0 | 8 | 3 | 1 | 1 | 0 | 0 | 2 |
| Team | | | | | | | 2 | 1 | 3 | | | 0 | | 0 | | | | |
| Totals | | | | 26-53 | 10-25 | 18-20 | 6 | 20 | 26 | 16 | 18 | 80 | 10 | 12 | 7 | 1 | 2 | 7 |

| Shooting By Period | | |
|--------------------|-------|-------|
| 1st FG% | 15-27 | 55.6% |
| 3PT% | 7-15 | 46.7% |
| FT% | 2-2 | 100% |
| 2nd FG% | 11-26 | 42.3% |
| 3PT% | 3-10 | 30.0% |
| FT% | 16-18 | 88.9% |
| GM FG% | 26-53 | 49.1% |
| 3PT% | 10-25 | 40.0% |
| FT% | 18-20 | 90.0% |

Dead Ball Rebounds: 1, 2

Technical Fouls::NONE

Kentucky - 73

Record: 21-11

| NO. | Name | F | Min | FG | 3P | FT | Rebounds | | | Fouls | | TP | AS | TO | ST | Blocks | | +/- |
|---------------|------------------|---|-------|-------|------|-------|----------|----|-----|-------|----|----|----|----|----|--------|----|-----|
| | | | | M-A | M-A | M-A | OR | DR | TOT | PF | FD | | | | | BS | BA | |
| 0 | Jacob Toppin | F | 38:33 | 8-15 | 2-7 | 3-6 | 5 | 6 | 11 | 3 | 3 | 21 | 1 | 3 | 1 | 1 | 1 | -2 |
| 24 | Chris Livingston | F | 32:21 | 2-7 | 0-3 | 0-0 | 2 | 5 | 7 | 0 | 0 | 4 | 2 | 1 | 0 | 0 | 0 | -7 |
| 34 | Oscar Tshiebwe | F | 39:28 | 7-13 | 0-0 | 5-8 | 11 | 4 | 15 | 3 | 8 | 19 | 1 | 3 | 2 | 1 | 0 | -2 |
| 12 | Antonio Reeves | G | 35:27 | 8-20 | 3-9 | 3-6 | 0 | 3 | 3 | 5 | 3 | 22 | 1 | 3 | 2 | 0 | 0 | 6 |
| 22 | Cason Wallace | G | 37:29 | 3-10 | 1-6 | 0-0 | 0 | 4 | 4 | 3 | 2 | 7 | 5 | 1 | 3 | 0 | 0 | -5 |
| 1 | CJ Fredrick | | 13:56 | 0-1 | 0-0 | 0-0 | 0 | 0 | 0 | 2 | 0 | 0 | 1 | 1 | 1 | 0 | 0 | -11 |
| 55 | Lance Ware | | 01:27 | 0-0 | 0-0 | 0-0 | 0 | 0 | 0 | 2 | 0 | 0 | 0 | 1 | 0 | 0 | 0 | -5 |
| 3 | Adou Thiero | | 00:47 | 0-0 | 0-0 | 0-0 | 0 | 0 | 0 | 0 | 0 | 0 | 0 | 0 | 0 | 0 | 0 | -4 |
| 4 | Daimion Collins | | 00:32 | 0-0 | 0-0 | 0-0 | 0 | 0 | 0 | 0 | 0 | 0 | 0 | 0 | 0 | 0 | 0 | -5 |
| Team | | | | | | | 3 | 0 | 3 | | | 0 | | 0 | | | | |
| Totals | | | | 28-66 | 6-25 | 11-20 | 21 | 22 | 43 | 18 | 16 | 73 | 11 | 13 | 9 | 2 | 1 | -7 |

| Shooting By Period | | |
|--------------------|-------|-------|
| 1st FG% | 14-34 | 41.2% |
| 3PT% | 4-12 | 33.3% |
| FT% | 2-4 | 50% |
| 2nd FG% | 14-32 | 43.8% |
| 3PT% | 2-13 | 15.4% |
| FT% | 9-16 | 56.3% |
| GM FG% | 28-66 | 42.4% |
| 3PT% | 6-25 | 24.0% |
| FT% | 11-20 | 55.0% |

Dead Ball Rebounds: 4, 0

Technical Fouls::NONE

| | VU | UK |
|------------------|----------------------------|----------------------------|
| Biggest lead | 12 (2 nd 15:43) | 10 (1 st 13:43) |
| Best Scoring Run | 14(2 nd 19:40) | 12(1 st 13:43) |
| Lead Changes | 3 | |
| Times Tied | 2 | |
| Time with Lead | 21:03 | 16:22 |

| Points from | VU | UK |
|---------------|----|----|
| Turnovers | 16 | 21 |
| Paint | 26 | 34 |
| Second Chance | 4 | 20 |
| Fast Breaks | 4 | 14 |
| Bench | 11 | 0 |

| | Period by Period Scoring | | |
|----|--------------------------|-----|-----|
| | 1st | 2nd | TOT |
| VU | 39 | 41 | 80 |
| UK | 34 | 39 | 73 |



Vanderbilt at Kentucky

03/10/23 Bridgestone Arena, Nashville, Tenn.
2023 Southeastern Conference Men's Basketball Tournament

Game Time: 8:41 PM
Game Duration: 2:07
Attendance: 17,989

Officials: Terry Oglesby, K.B. Burdett, Olandis Poole

Period 1

Quarter Starters:

| | | | | | |
|-----------|--------------|-------------|--------------|-----------------|--------------------|
| UK | 0 Toppin J | 12 Reeves A | 22 Wallace C | 24 Livingston C | 34 Tshiebwe O |
| VU | 0 Lawrence T | 1 Smith C | 4 Wright J | 5 Manjon E | 42 Millora-Brown Q |

| Game Time | UK | Score | Diff | VU |
|-----------|---|------------|-----------|---|
| 20:00 | 34 TSHIEBWE O jumpball won | | | 42 MILLORA-BROWN Q jumpball lost |
| 19:41 | 34 TSHIEBWE O 2pt FG in the paint, layup made (2) | 2-0 | 2 | |
| 19:41 | 12 REEVES A assist (1) | | | |
| 19:15 | | | | 0 LAWRENCE T 3pt FG , jump shot missed |
| 19:12 | 0 TOPPIN J defensive rebound (1) | | | |
| 18:56 | 0 TOPPIN J turnover bad pass (1) | | | |
| 18:43 | | | | 4 WRIGHT J 3pt FG from turnover, jump shot missed |
| 18:39 | 12 REEVES A defensive rebound (1) | | | |
| 18:35 | 12 REEVES A foul offensive (1 - 1) | | | 42 MILLORA-BROWN Q foul drawn (1) |
| 18:35 | 12 REEVES A turnover offensive (1) | | | |
| 18:18 | | 2-2 | 0 | 5 MANJON E 2pt FG from turnover in the paint, driving layup made (2) |
| 17:58 | 24 LIVINGSTON C 3pt FG , jump shot missed | | | |
| 17:55 | 0 TOPPIN J offensive rebound (2) | | | |
| 17:48 | 12 REEVES A 2pt FG second chance in the paint, jump shot missed | | | |
| 17:42 | 24 LIVINGSTON C offensive rebound (1) | | | |
| 17:42 | 24 LIVINGSTON C 2pt FG second chance in the paint, layup missed | | | |
| 17:42 | 34 TSHIEBWE O offensive rebound (1) | | | |
| 17:42 | 34 TSHIEBWE O turnover lost ball (1) | | | |
| 17:19 | | 2-4 | -2 | 4 WRIGHT J 2pt FG from turnover outside the paint, jump shot made (2) |
| 17:19 | | | | 5 MANJON E assist (1) |
| 16:48 | 22 WALLACE C 3pt FG , jump shot made (3) | 5-4 | 1 | |
| 16:21 | 22 WALLACE C steal (1) | | | 0 LAWRENCE T turnover bad pass (1) |
| 16:17 | 12 REEVES A foul drawn (1) | | | 0 LAWRENCE T foul shooting (1 - 1) |
| 16:17 | 12 REEVES A free throw fast break 1 - 2 missed | | | |
| 16:17 | offensive dead ball rebound (1) | | | |
| 16:17 | 24 LIVINGSTON C substitution out | | | |
| 16:17 | 1 FREDRICK C substitution in | | | |
| 16:17 | 12 REEVES A free throw fast break 2 - 2 made (1) | 6-4 | 2 | |
| 16:00 | | | | 4 WRIGHT J turnover bad pass (1) |
| 16:00 | Timeout media | | | |
| 15:35 | 0 TOPPIN J 3pt FG from turnover, jump shot missed | | | |
| 15:29 | offensive rebound (6) | | | |
| 15:25 | 12 REEVES A 2pt FG from turnover second chance in the paint, layup missed | | | |
| 15:22 | | | | 42 MILLORA-BROWN Q defensive rebound (1) |
| 15:09 | 12 REEVES A steal (1) | | | 5 MANJON E turnover lost ball (1) |
| 14:58 | 0 TOPPIN J 2pt FG from turnover outside the paint, jump shot blocked | | | |
| 14:58 | | | | 42 MILLORA-BROWN Q block (1) |
| 14:54 | 0 TOPPIN J offensive rebound (3) | | | |



Vanderbilt at Kentucky

03/10/23 Bridgestone Arena, Nashville, Tenn.
2023 Southeastern Conference Men's Basketball Tournament

Game Time: 8:41 PM
Game Duration: 2:07
Attendance: 17,989

Officials: Terry Oglesby, K.B. Burdett, Olandis Poole

| Game Time | UK | Score | Diff | VU |
|-----------|--|--------------|-----------|---|
| 14:53 | 0 TOPPIN J 2pt FG from turnover second chance in the paint, layup made (2) | 8-4 | 4 | |
| 14:20 | | | | 5 MANJON E 2pt FG outside the paint, jump shot missed |
| 14:17 | 0 TOPPIN J defensive rebound (4) | | | |
| 14:08 | 12 REEVES A 3pt FG , jump shot made (4) | 11-4 | 7 | |
| 14:08 | 22 WALLACE C assist (1) | | | |
| 13:49 | 1 FREDRICK C steal (1) | | | 5 MANJON E turnover bad pass (2) |
| 13:43 | 12 REEVES A 3pt FG fast break from turnover, jump shot made (7) | 14-4 | 10 | |
| 13:43 | 1 FREDRICK C assist (1) | | | |
| 13:42 | | | | Timeout 30 Sec |
| 13:42 | 0 TOPPIN J substitution out | | | |
| 13:42 | 55 WARE L substitution in | | | |
| 13:42 | | | | 1 SMITH C substitution out |
| 13:42 | | | | 42 MILLORA-BROWN Q substitution out |
| 13:42 | | | | 10 STUTE M substitution in |
| 13:42 | | | | 34 DORT L substitution in |
| 13:15 | | 14-7 | 7 | 4 WRIGHT J 3pt FG , jump shot made (5) |
| 12:54 | 22 WALLACE C foul drawn (1) | | | 34 DORT L foul personal (1 - 2) |
| 12:54 | | | | 0 LAWRENCE T substitution out |
| 12:54 | | | | 12 THOMAS T substitution in |
| 12:43 | 34 TSHIEBWE O 2pt FG in the paint, jump shot missed | | | |
| 12:43 | | | | defensive dead ball rebound (1) |
| 12:43 | 55 WARE L foul personal (1 - 2) | | | 34 DORT L foul drawn (1) |
| 12:25 | | 14-9 | 5 | 5 MANJON E 2pt FG in the paint, layup made (4) |
| 12:15 | 55 WARE L foul offensive (2 - 3) | | | 10 STUTE M foul drawn (1) |
| 12:15 | 55 WARE L turnover offensive (1) | | | |
| 12:15 | 12 REEVES A substitution out | | | |
| 12:15 | 55 WARE L substitution out | | | |
| 12:15 | 0 TOPPIN J substitution in | | | |
| 12:15 | 24 LIVINGSTON C substitution in | | | |
| 11:50 | | 14-12 | 2 | 5 MANJON E 3pt FG from turnover, jump shot made (7) |
| 11:50 | | | | 4 WRIGHT J assist (1) |
| 11:23 | 1 FREDRICK C 2pt FG outside the paint, jump shot missed | | | |
| 11:20 | | | | 34 DORT L defensive rebound (1) |
| 11:11 | | | | 12 THOMAS T turnover travel (1) |
| 11:11 | Timeout media | | | |
| 11:11 | 1 FREDRICK C substitution out | | | |
| 11:11 | 12 REEVES A substitution in | | | |
| 11:11 | | | | 4 WRIGHT J substitution out |
| 11:11 | | | | 5 MANJON E substitution out |
| 11:11 | | | | 0 LAWRENCE T substitution in |
| 11:11 | | | | 3 LEWIS P substitution in |
| 10:52 | 0 TOPPIN J 2pt FG from turnover outside the paint, jump shot missed | | | |
| 10:50 | 0 TOPPIN J offensive rebound (5) | | | |
| 10:49 | 0 TOPPIN J 2pt FG from turnover second chance in the paint, jump shot made (4) | 16-12 | 4 | |
| 10:34 | | | | 0 LAWRENCE T 3pt FG , jump shot missed |
| 10:31 | 22 WALLACE C defensive rebound (1) | | | |



Vanderbilt at Kentucky

03/10/23 Bridgestone Arena, Nashville, Tenn.
2023 Southeastern Conference Men's Basketball Tournament

Game Time: 8:41 PM
Game Duration: 2:07
Attendance: 17,989

Officials: Terry Oglesby, K.B. Burdett, Olandis Poole

| Game Time | UK | Score | Diff | VU |
|-----------|---|--------------|----------|---|
| 10:18 | 34 TSHIEBWE O 2pt FG in the paint, layup missed | | | |
| 10:15 | 34 TSHIEBWE O offensive rebound (2) | | | |
| 10:14 | 34 TSHIEBWE O 2pt FG second chance in the paint, layup made (4) | 18-12 | 6 | |
| 09:58 | | | | 10 STUTE M 3pt FG , jump shot missed |
| 09:55 | 12 REEVES A defensive rebound (2) | | | |
| 09:49 | 12 REEVES A 3pt FG , jump shot missed | | | |
| 09:46 | 0 TOPPIN J offensive rebound (6) | | | |
| 09:45 | 0 TOPPIN J foul drawn (1) | | | 34 DORT L foul shooting (2 - 3) |
| 09:45 | 0 TOPPIN J free throw 1 - 2 made (5) | 19-12 | 7 | |
| 09:45 | | | | 34 DORT L substitution out |
| 09:45 | | | | 42 MILLORA-BROWN Q substitution in |
| 09:45 | 0 TOPPIN J free throw 2 - 2 missed | | | |
| 09:42 | | | | 0 LAWRENCE T defensive rebound (1) |
| 09:32 | | | | 0 LAWRENCE T 2pt FG in the paint, layup missed |
| 09:31 | | | | offensive rebound (4) |
| 09:24 | | | | 10 STUTE M 3pt FG second chance, jump shot missed |
| 09:21 | 0 TOPPIN J defensive rebound (7) | | | |
| 09:11 | 34 TSHIEBWE O turnover lost ball (2) | | | 3 LEWIS P steal (1) |
| 09:05 | | | | 3 LEWIS P 3pt FG from turnover, jump shot missed |
| 09:01 | 24 LIVINGSTON C defensive rebound (2) | | | |
| 08:54 | 12 REEVES A 3pt FG , jump shot missed | | | |
| 08:51 | | | | 0 LAWRENCE T defensive rebound (2) |
| 08:33 | | 19-15 | 4 | 0 LAWRENCE T 3pt FG , jump shot made (3) |
| 08:33 | | | | 3 LEWIS P assist (1) |
| 08:11 | 34 TSHIEBWE O 2pt FG in the paint, layup made (6) | 21-15 | 6 | |
| 07:52 | | 21-18 | 3 | 12 THOMAS T 3pt FG , jump shot made (3) |
| 07:52 | | | | 3 LEWIS P assist (2) |
| 07:30 | 34 TSHIEBWE O 2pt FG outside the paint, jump shot missed | | | |
| 07:27 | | | | 0 LAWRENCE T defensive rebound (3) |
| 07:21 | | 21-20 | 1 | 0 LAWRENCE T 2pt FG fast break in the paint, driving layup made (5) |
| 07:12 | 0 TOPPIN J 3pt FG , jump shot made (8) | 24-20 | 4 | |
| 07:12 | 22 WALLACE C assist (2) | | | |
| 06:52 | 34 TSHIEBWE O steal (1) | | | 0 LAWRENCE T turnover bad pass (2) |
| 06:47 | 0 TOPPIN J 3pt FG from turnover, jump shot missed | | | |
| 06:44 | 24 LIVINGSTON C offensive rebound (3) | | | |
| 06:42 | 24 LIVINGSTON C 2pt FG from turnover second chance in the paint, layup missed | | | |
| 06:34 | 0 TOPPIN J offensive rebound (8) | | | |
| 06:34 | 0 TOPPIN J 2pt FG from turnover second chance in the paint, layup made (10) | 26-20 | 6 | |
| 06:21 | | 26-22 | 4 | 3 LEWIS P 2pt FG in the paint, floating jump shot made (2) |
| 06:04 | 12 REEVES A 2pt FG outside the paint, jump shot missed | | | |
| 06:01 | | | | 3 LEWIS P defensive rebound (1) |
| 05:54 | | | | 10 STUTE M 3pt FG , jump shot missed |
| 05:51 | 24 LIVINGSTON C defensive rebound (4) | | | |
| 05:47 | 12 REEVES A 2pt FG fast break in the paint, alleyoop made (9) | 28-22 | 6 | |
| 05:47 | 0 TOPPIN J assist (1) | | | |
| 05:24 | | 28-25 | 3 | 3 LEWIS P 3pt FG , jump shot made (5) |



Vanderbilt at Kentucky

03/10/23 Bridgestone Arena, Nashville, Tenn.
2023 Southeastern Conference Men's Basketball Tournament

Game Time: 8:41 PM
Game Duration: 2:07
Attendance: 17,989

Officials: Terry Oglesby, K.B. Burdett, Olandis Poole

| Game Time | UK | Score | Diff | VU |
|-----------|--|--------------|-----------|---|
| 05:24 | | | | 0 LAWRENCE T assist (1) |
| 05:09 | 34 TSHIEBWE O 2pt FG in the paint, layup missed | | | |
| 05:06 | | | | 12 THOMAS T defensive rebound (1) |
| 04:55 | | 28-27 | 1 | 0 LAWRENCE T 2pt FG in the paint, layup made (7) |
| 04:31 | 22 WALLACE C 2pt FG outside the paint, jump shot made (5) | 30-27 | 3 | |
| 04:10 | | | | 3 LEWIS P 3pt FG , jump shot missed |
| 04:05 | 12 REEVES A defensive rebound (3) | | | |
| 03:52 | 12 REEVES A 2pt FG in the paint, layup made (11) | 32-27 | 5 | |
| 03:28 | | | | 10 STUTE M 2pt FG in the paint, jump shot missed |
| 03:24 | 34 TSHIEBWE O defensive rebound (3) | | | |
| 03:04 | 34 TSHIEBWE O 2pt FG outside the paint, jump shot made (8) | 34-27 | 7 | |
| 03:04 | 22 WALLACE C assist (3) | | | |
| 02:29 | | 34-30 | 4 | 3 LEWIS P 3pt FG , jump shot made (8) |
| 02:29 | | | | 0 LAWRENCE T assist (2) |
| 02:29 | 12 REEVES A foul offensive (2 - 4) | | | 42 MILLORA-BROWN Q foul drawn (2) |
| 02:29 | 12 REEVES A turnover offensive (2) | | | |
| 02:29 | Timeout media | | | |
| 02:29 | 12 REEVES A substitution out | | | |
| 02:29 | 24 LIVINGSTON C substitution out | | | |
| 02:29 | 1 FREDRICK C substitution in | | | |
| 02:29 | 3 THIERO A substitution in | | | |
| 02:29 | | | | 10 STUTE M substitution out |
| 02:29 | | | | 12 THOMAS T substitution out |
| 02:29 | | | | 42 MILLORA-BROWN Q substitution out |
| 02:29 | | | | 1 SMITH C substitution in |
| 02:29 | | | | 4 WRIGHT J substitution in |
| 02:29 | | | | 5 MANJON E substitution in |
| 02:14 | | 34-32 | 2 | 4 WRIGHT J 2pt FG from turnover in the paint, jump shot made (7) |
| 02:14 | | | | 5 MANJON E assist (2) |
| 01:56 | 1 FREDRICK C turnover bad pass (1) | | | 1 SMITH C steal (1) |
| 01:49 | | 34-34 | 0 | 5 MANJON E 2pt FG fast break from turnover in the paint, driving layup made (9) |
| 01:42 | Timeout 30 Sec | | | |
| 01:42 | 3 THIERO A substitution out | | | |
| 01:42 | 24 LIVINGSTON C substitution in | | | |
| 01:20 | 22 WALLACE C 3pt FG , jump shot missed | | | |
| 01:17 | 34 TSHIEBWE O offensive rebound (4) | | | |
| 01:17 | 34 TSHIEBWE O foul drawn (1) | | | 1 SMITH C foul personal (1 - 4) |
| 01:02 | 0 TOPPIN J 3pt FG second chance, jump shot missed | | | |
| 00:58 | | | | 5 MANJON E defensive rebound (1) |
| 00:44 | | | | 4 WRIGHT J 2pt FG in the paint, layup missed |
| 00:42 | 0 TOPPIN J defensive rebound (9) | | | |
| 00:36 | 22 WALLACE C 3pt FG , jump shot missed | | | |
| 00:32 | | | | defensive dead ball rebound (2) |
| 00:32 | 34 TSHIEBWE O foul flagrant 1 (1 - 5) | | | 1 SMITH C foul drawn (1) |
| 00:32 | 34 TSHIEBWE O substitution out | | | |
| 00:32 | 4 COLLINS D substitution in | | | |
| 00:32 | | 34-35 | -1 | 1 SMITH C free throw 1 - 2 made (1) |
| 00:32 | | 34-36 | -2 | 1 SMITH C free throw 2 - 2 made (2) |



Official Basketball Play by Play - First Half

Vanderbilt at Kentucky

03/10/23 Bridgestone Arena, Nashville, Tenn.
2023 Southeastern Conference Men's Basketball Tournament

Game Time: 8:41 PM

Game Duration: 2:07

Attendance: 17,989

Officials: Terry Oglesby, K.B. Burdett, Olandis Poole

| Game Time | UK | Score | Diff | VU |
|---------------|----|-------|------|---|
| 00:02 | | 34-39 | -5 | 4 WRIGHT J 3pt FG , jump shot made (10) |
| 00:02 | | | | 3 LEWIS P assist (3) |
| END OF PERIOD | | | | |
| UK 34-39 VU | | | | |



Vanderbilt at Kentucky

03/10/23 Bridgestone Arena, Nashville, Tenn.
2023 Southeastern Conference Men's Basketball Tournament

Game Time: 8:41 PM
Game Duration: 2:07
Attendance: 17,989

Officials: Terry Oglesby, K.B. Burdett, Olandis Poole

Vanderbilt - 39

| NO. | Name | F | Min | FG | 3P | FT | Rebounds | | | Fouls | | TP | AS | TO | ST | Blocks | | +/- |
|---------------|-----------------------|---|-------|-------|------|-----|----------|----|-----|-------|----|----|----|----|----|--------|----|-----|
| | | | | M-A | M-A | M-A | OR | DR | TOT | PF | FD | | | | | BS | BA | |
| 1 | Colin Smith | F | 08:47 | 0-0 | 0-0 | 2-2 | 0 | 0 | 0 | 1 | 1 | 2 | 0 | 0 | 1 | 0 | 0 | -1 |
| 42 | Quentin Millora-Brown | F | 13:34 | 0-0 | 0-0 | 0-0 | 0 | 1 | 1 | 0 | 2 | 0 | 0 | 0 | 0 | 1 | 0 | -7 |
| 0 | Tyrin Lawrence | G | 18:17 | 3-6 | 1-3 | 0-0 | 0 | 3 | 3 | 1 | 0 | 7 | 2 | 2 | 0 | 0 | 0 | 0 |
| 4 | Jordan Wright | G | 11:18 | 4-6 | 2-3 | 0-0 | 0 | 0 | 0 | 0 | 0 | 10 | 1 | 1 | 0 | 0 | 0 | 7 |
| 5 | Ezra Manjon | G | 11:18 | 4-5 | 1-1 | 0-0 | 0 | 1 | 1 | 0 | 0 | 9 | 2 | 2 | 0 | 0 | 0 | 7 |
| 10 | Myles Stute | | 11:13 | 0-4 | 0-3 | 0-0 | 0 | 0 | 0 | 0 | 1 | 0 | 0 | 0 | 0 | 0 | 0 | 6 |
| 34 | Lee Dort | | 03:57 | 0-0 | 0-0 | 0-0 | 0 | 1 | 1 | 2 | 1 | 0 | 0 | 0 | 0 | 0 | 0 | 3 |
| 12 | Trey Thomas | | 10:25 | 1-1 | 1-1 | 0-0 | 0 | 1 | 1 | 0 | 0 | 3 | 0 | 1 | 0 | 0 | 0 | 3 |
| 3 | Paul Lewis | | 11:11 | 3-5 | 2-4 | 0-0 | 0 | 1 | 1 | 0 | 0 | 8 | 3 | 0 | 1 | 0 | 0 | 7 |
| Team | | | | | | | 1 | 0 | 1 | | | 0 | | 0 | | | | |
| Totals | | | | 15-27 | 7-15 | 2-2 | 1 | 8 | 9 | 4 | 5 | 39 | 8 | 6 | 2 | 1 | 0 | 5 |

| Shooting By Period | | |
|--------------------|-------|--------|
| 1st FG% | 15-27 | 55.6% |
| 3PT% | 7-15 | 46.7% |
| FT% | 2-2 | 100% |
| GM FG% | 15-27 | 55.6% |
| 3PT% | 7-15 | 46.7% |
| FT% | 2-2 | 100.0% |

Dead Ball Rebounds: 0, 2

Technical Fouls::NONE

Kentucky - 34

| NO. | Name | F | Min | FG | 3P | FT | Rebounds | | | Fouls | | TP | AS | TO | ST | Blocks | | +/- |
|---------------|------------------|---|-------|-------|------|-----|----------|----|-----|-------|----|----|----|----|----|--------|----|-----|
| | | | | M-A | M-A | M-A | OR | DR | TOT | PF | FD | | | | | BS | BA | |
| 0 | Jacob Toppin | F | 18:33 | 4-9 | 1-4 | 1-2 | 5 | 4 | 9 | 0 | 1 | 10 | 1 | 1 | 0 | 0 | 1 | 0 |
| 24 | Chris Livingston | F | 15:11 | 0-3 | 0-1 | 0-0 | 2 | 2 | 4 | 0 | 0 | 0 | 0 | 0 | 0 | 0 | 0 | -5 |
| 34 | Oscar Tshiebwe | F | 19:28 | 4-8 | 0-0 | 0-0 | 3 | 1 | 4 | 1 | 1 | 8 | 0 | 2 | 1 | 0 | 0 | 0 |
| 12 | Antonio Reeves | G | 16:27 | 4-9 | 2-4 | 1-2 | 0 | 3 | 3 | 2 | 1 | 11 | 1 | 2 | 1 | 0 | 0 | 7 |
| 22 | Cason Wallace | G | 20:00 | 2-4 | 1-3 | 0-0 | 0 | 1 | 1 | 0 | 1 | 5 | 3 | 0 | 1 | 0 | 0 | -5 |
| 1 | CJ Fredrick | | 07:35 | 0-1 | 0-0 | 0-0 | 0 | 0 | 0 | 0 | 0 | 0 | 1 | 1 | 1 | 0 | 0 | -8 |
| 55 | Lance Ware | | 01:27 | 0-0 | 0-0 | 0-0 | 0 | 0 | 0 | 2 | 0 | 0 | 0 | 1 | 0 | 0 | 0 | -5 |
| 3 | Adou Thiero | | 00:47 | 0-0 | 0-0 | 0-0 | 0 | 0 | 0 | 0 | 0 | 0 | 0 | 0 | 0 | 0 | 0 | -4 |
| 4 | Daimion Collins | | 00:32 | 0-0 | 0-0 | 0-0 | 0 | 0 | 0 | 0 | 0 | 0 | 0 | 0 | 0 | 0 | 0 | -5 |
| Team | | | | | | | 1 | 0 | 1 | | | 0 | | 0 | | | | |
| Totals | | | | 14-34 | 4-12 | 2-4 | 11 | 11 | 22 | 5 | 4 | 34 | 6 | 7 | 4 | 0 | 1 | -5 |

| Shooting By Period | | |
|--------------------|-------|-------|
| 1st FG% | 14-34 | 41.2% |
| 3PT% | 4-12 | 33.3% |
| FT% | 2-4 | 50% |
| GM FG% | 14-34 | 41.2% |
| 3PT% | 4-12 | 33.3% |
| FT% | 2-4 | 50.0% |

Dead Ball Rebounds: 1, 0

Technical Fouls::NONE

| | VU | UK |
|------------------|--------------|----------------|
| Biggest lead | 5 (1st 0:02) | 10 (1st 13:43) |
| Best Scoring Run | 12(1st 0:02) | 12(1st 13:43) |
| Lead Changes | 3 | |
| Times Tied | 2 | |
| Time with Lead | 01:03 | 16:22 |

| Points from | VU | UK |
|---------------|----|----|
| Turnovers | 11 | 10 |
| Paint | 14 | 16 |
| Second Chance | 0 | 9 |
| Fast Breaks | 4 | 6 |
| Bench | 11 | 0 |

| | Period by Period Scoring | | |
|----|--------------------------|-----|-----|
| | 1st | 2nd | TOT |
| VU | 39 | 41 | 80 |
| UK | 34 | 39 | 73 |



Period 2

Quarter Starters:

| | | | | | |
|-----------|--------------|-------------|--------------|-----------------|--------------------|
| UK | 0 Toppin J | 12 Reeves A | 22 Wallace C | 24 Livingston C | 34 Tshiebwe O |
| VU | 0 Lawrence T | 1 Smith C | 4 Wright J | 5 Manjon E | 42 Millora-Brown Q |

| Game Time | UK | Score | Diff | VU |
|-----------|--|--------------|------------|--|
| 20:00 | 1 FREDRICK C substitution out | | | |
| 20:00 | 4 COLLINS D substitution out | | | |
| 20:00 | 12 REEVES A substitution in | | | |
| 20:00 | 34 TSHIEBWE O substitution in | | | |
| 20:00 | | | | 3 LEWIS P substitution out |
| 20:00 | | | | 42 MILLORA-BROWN Q substitution in |
| 19:40 | | 34-41 | -7 | 0 LAWRENCE T 2pt FG in the paint, layup made (9) |
| 19:40 | | | | 42 MILLORA-BROWN Q assist (1) |
| 19:13 | 24 LIVINGSTON C 2pt FG in the paint, layup made (2) | 36-41 | -5 | |
| 19:13 | 34 TSHIEBWE O assist (1) | | | |
| 18:57 | | 36-43 | -7 | 5 MANJON E 2pt FG outside the paint, jump shot made (11) |
| 18:43 | 22 WALLACE C 3pt FG , jump shot missed | | | |
| 18:39 | | | | 4 WRIGHT J defensive rebound (1) |
| 18:30 | | 36-45 | -9 | 5 MANJON E 2pt FG in the paint, driving layup made (13) |
| 18:29 | Timeout 30 Sec | | | |
| 18:07 | 22 WALLACE C 2pt FG outside the paint, jump shot made (7) | 38-45 | -7 | |
| 17:43 | | | | 4 WRIGHT J 3pt FG , jump shot missed |
| 17:40 | 0 TOPPIN J defensive rebound (10) | | | |
| 17:36 | 12 REEVES A foul drawn (2) | | | 4 WRIGHT J foul shooting (1 - 1) |
| 17:36 | 12 REEVES A free throw fast break 1 - 2 missed | | | |
| 17:36 | offensive dead ball rebound (2) | | | |
| 17:36 | 12 REEVES A free throw fast break 2 - 2 missed | | | |
| 17:34 | | | | 1 SMITH C defensive rebound (1) |
| 17:22 | | 38-47 | -9 | 5 MANJON E 2pt FG in the paint, driving layup made (15) |
| 17:16 | 22 WALLACE C turnover lost ball (1) | | | 5 MANJON E steal (1) |
| 17:12 | | | | 5 MANJON E 2pt FG from turnover in the paint, layup missed |
| 17:10 | 22 WALLACE C defensive rebound (2) | | | |
| 17:04 | 34 TSHIEBWE O 2pt FG in the paint, layup missed | | | |
| 17:03 | offensive rebound (25) | | | |
| 17:02 | 12 REEVES A 2pt FG second chance outside the paint, jump shot missed | | | |
| 16:57 | | | | 1 SMITH C defensive rebound (2) |
| 16:38 | 22 WALLACE C foul personal (1 - 1) | | | 5 MANJON E foul drawn (1) |
| 16:38 | 22 WALLACE C substitution out | | | |
| 16:38 | 1 FREDRICK C substitution in | | | |
| 16:34 | 1 FREDRICK C foul personal (1 - 2) | | | 4 WRIGHT J foul drawn (1) |
| 16:22 | | | | 4 WRIGHT J 3pt FG , jump shot missed |
| 16:18 | 24 LIVINGSTON C defensive rebound (5) | | | |
| 16:16 | 24 LIVINGSTON C turnover bad pass (1) | | | 0 LAWRENCE T steal (1) |
| 16:10 | | | | 4 WRIGHT J 2pt FG from turnover in the paint, layup missed |
| 16:07 | | | | 42 MILLORA-BROWN Q offensive rebound (2) |
| 16:07 | | 38-49 | -11 | 42 MILLORA-BROWN Q 2pt FG from turnover second chance in the paint, layup made (2) |
| 15:51 | 12 REEVES A 2pt FG in the paint, jump shot made (13) | 40-49 | -9 | |



Vanderbilt at Kentucky

03/10/23 Bridgestone Arena, Nashville, Tenn.
2023 Southeastern Conference Men's Basketball Tournament

Game Time: 8:41 PM
Game Duration: 2:07
Attendance: 17,989

Officials: Terry Oglesby, K.B. Burdett, Olandis Poole

| Game Time | UK | Score | Diff | VU |
|-----------|---|--------------|------------|--|
| 15:43 | | 40-52 | -12 | 4 WRIGHT J 3pt FG , jump shot made (13) |
| 15:20 | 24 LIVINGSTON C 2pt FG in the paint, dunk, made (4) | 42-52 | -10 | |
| 15:10 | | | | 4 WRIGHT J 3pt FG , jump shot missed |
| 15:05 | | | | offensive rebound (14) |
| 15:05 | Timeout media | | | |
| 15:05 | 1 FREDRICK C substitution out | | | |
| 15:05 | 22 WALLACE C substitution in | | | |
| 15:05 | | | | 4 WRIGHT J substitution out |
| 15:05 | | | | 42 MILLORA-BROWN Q substitution out |
| 15:05 | | | | 3 LEWIS P substitution in |
| 15:05 | | | | 10 STUTE M substitution in |
| 14:48 | | | | 1 SMITH C 2pt FG second chance in the paint, layup blocked |
| 14:48 | 34 TSHIEBWE O block (1) | | | |
| 14:45 | 24 LIVINGSTON C defensive rebound (6) | | | |
| 14:42 | 12 REEVES A 2pt FG fast break in the paint, layup made (15) | 44-52 | -8 | |
| 14:42 | 24 LIVINGSTON C assist (1) | | | |
| 14:23 | 34 TSHIEBWE O steal (2) | | | 5 MANJON E turnover lost ball (3) |
| 14:20 | 34 TSHIEBWE O 2pt FG fast break from turnover in the paint, layup made (10) | 46-52 | -6 | |
| 14:11 | 34 TSHIEBWE O foul shooting (2 - 3) | | | 0 LAWRENCE T foul drawn (1) |
| 14:11 | | 46-53 | -7 | 0 LAWRENCE T free throw 1 - 2 made (10) |
| 14:11 | | | | 1 SMITH C substitution out |
| 14:11 | | | | 12 THOMAS T substitution in |
| 14:11 | | 46-54 | -8 | 0 LAWRENCE T free throw 2 - 2 made (11) |
| 13:49 | 0 TOPPIN J turnover bad pass (2) | | | 0 LAWRENCE T steal (2) |
| 13:46 | | | | 3 LEWIS P turnover lost ball (1) |
| 13:36 | 12 REEVES A 2pt FG from turnover outside the paint, jump shot made (17) | 48-54 | -6 | |
| 13:19 | 0 TOPPIN J foul personal (1 - 4) | | | 0 LAWRENCE T foul drawn (2) |
| 13:06 | | 48-57 | -9 | 0 LAWRENCE T 3pt FG , jump shot made (14) |
| 13:06 | | | | 5 MANJON E assist (3) |
| 12:49 | 12 REEVES A 2pt FG in the paint, jump shot missed | | | |
| 12:47 | 34 TSHIEBWE O offensive rebound (5) | | | |
| 12:46 | 34 TSHIEBWE O 2pt FG second chance in the paint, dunk, made (12) | 50-57 | -7 | |
| 12:31 | | 50-59 | -9 | 0 LAWRENCE T 2pt FG in the paint, floating jump shot made (16) |
| 12:13 | 22 WALLACE C foul drawn (2) | | | 10 STUTE M foul personal (1 - 2) |
| 12:13 | | | | 5 MANJON E substitution out |
| 12:13 | | | | 4 WRIGHT J substitution in |
| 12:00 | 24 LIVINGSTON C 3pt FG , jump shot missed | | | |
| 11:57 | 34 TSHIEBWE O offensive rebound (6) | | | |
| 11:58 | 34 TSHIEBWE O foul drawn (2) | | | 3 LEWIS P foul personal (1 - 3) |
| 11:58 | Timeout media | | | |
| 11:57 | 0 TOPPIN J 2pt FG second chance in the paint, alleyoop made (12) | 52-59 | -7 | |
| 11:57 | 22 WALLACE C assist (4) | | | |
| 11:39 | | | | 12 THOMAS T 3pt FG , jump shot missed |
| 11:35 | 34 TSHIEBWE O defensive rebound (7) | | | |
| 11:35 | 34 TSHIEBWE O foul drawn (3) | | | 10 STUTE M foul personal (2 - 4) |
| 11:22 | 22 WALLACE C 2pt FG in the paint, jump shot missed | | | |



Vanderbilt at Kentucky

03/10/23 Bridgestone Arena, Nashville, Tenn.
2023 Southeastern Conference Men's Basketball Tournament

Game Time: 8:41 PM
Game Duration: 2:07
Attendance: 17,989

Officials: Terry Oglesby, K.B. Burdett, Olandis Poole

| Game Time | UK | Score | Diff | VU |
|-----------|--|--------------|------------|---|
| 11:18 | | | | 4 WRIGHT J defensive rebound (2) |
| 11:10 | | | | 10 STUTE M 3pt FG , jump shot missed |
| 11:07 | 24 LIVINGSTON C defensive rebound (7) | | | |
| 11:00 | 0 TOPPIN J turnover lost ball (3) | | | 12 THOMAS T steal (1) |
| 10:55 | | | | 12 THOMAS T 2pt FG from turnover in the paint, layup missed |
| 10:53 | | | | 3 LEWIS P offensive rebound (2) |
| 10:34 | | | | 0 LAWRENCE T 3pt FG from turnover second chance, jump shot missed |
| 10:30 | 34 TSHIEBWE O defensive rebound (8) | | | |
| 10:17 | 0 TOPPIN J 3pt FG , jump shot missed | | | |
| 10:13 | 34 TSHIEBWE O offensive rebound (9) | | | |
| 10:12 | 12 REEVES A 3pt FG second chance, jump shot missed | | | |
| 10:10 | | | | defensive rebound (17) |
| 10:10 | 24 LIVINGSTON C substitution out | | | |
| 10:10 | 1 FREDRICK C substitution in | | | |
| 10:10 | | | | 10 STUTE M substitution out |
| 10:10 | | | | 12 THOMAS T substitution out |
| 10:10 | | | | 5 MANJON E substitution in |
| 10:10 | | | | 42 MILLORA-BROWN Q substitution in |
| 10:10 | | | | 3 LEWIS P substitution out |
| 10:10 | | | | 10 STUTE M substitution in |
| 10:00 | | | | 10 STUTE M 3pt FG , jump shot missed |
| 09:57 | | | | 4 WRIGHT J offensive rebound (3) |
| 09:47 | | 52-61 | -9 | 4 WRIGHT J 2pt FG second chance in the paint, layup made (15) |
| 09:37 | 22 WALLACE C 2pt FG outside the paint, jump shot missed | | | |
| 09:33 | | | | 4 WRIGHT J defensive rebound (4) |
| 09:10 | 34 TSHIEBWE O foul shooting (3 - 5) | | | 42 MILLORA-BROWN Q foul drawn (3) |
| 09:09 | | 52-62 | -10 | 42 MILLORA-BROWN Q free throw 1 - 2 made (3) |
| 09:09 | | 52-63 | -11 | 42 MILLORA-BROWN Q free throw 2 - 2 made (4) |
| 08:53 | 12 REEVES A 2pt FG in the paint, jump shot missed | | | |
| 08:49 | 34 TSHIEBWE O offensive rebound (10) | | | |
| 08:41 | 0 TOPPIN J 2pt FG second chance outside the paint, jump shot made (14) | 54-63 | -9 | |
| 08:12 | 22 WALLACE C steal (2) | | | 5 MANJON E turnover bad pass (4) |
| 07:56 | 34 TSHIEBWE O 2pt FG from turnover in the paint, jump shot made (14) | 56-63 | -7 | |
| 07:26 | | | | 0 LAWRENCE T 2pt FG outside the paint, jump shot missed |
| 07:23 | 0 TOPPIN J defensive rebound (11) | | | |
| 07:20 | 0 TOPPIN J foul drawn (2) | | | 0 LAWRENCE T foul shooting (2 - 5) |
| 07:20 | Timeout media | | | |
| 07:20 | 1 FREDRICK C substitution out | | | |
| 07:20 | 24 LIVINGSTON C substitution in | | | |
| 07:20 | | | | 0 LAWRENCE T substitution out |
| 07:20 | | | | 10 STUTE M substitution out |
| 07:20 | | | | 1 SMITH C substitution in |
| 07:20 | | | | 3 LEWIS P substitution in |
| 07:20 | 0 TOPPIN J free throw fast break 1 - 2 made (15) | 57-63 | -6 | |
| 07:20 | 0 TOPPIN J free throw fast break 2 - 2 made (16) | 58-63 | -5 | |
| 07:05 | 22 WALLACE C steal (3) | | | 5 MANJON E turnover bad pass (5) |



Vanderbilt at Kentucky

03/10/23 Bridgestone Arena, Nashville, Tenn.
2023 Southeastern Conference Men's Basketball Tournament

Game Time: 8:41 PM
Game Duration: 2:07
Attendance: 17,989

Officials: Terry Oglesby, K.B. Burdett, Olandis Poole

| Game Time | UK | Score | Diff | VU |
|-----------|---|--------------|-----------|--|
| 07:02 | 12 REEVES A foul drawn (3) | | | 4 WRIGHT J foul shooting (2 - 6) |
| 07:02 | 12 REEVES A free throw fast break 1 - 2 made (18) | 59-63 | -4 | |
| 07:02 | 12 REEVES A free throw fast break 2 - 2 made (19) | 60-63 | -3 | |
| 06:30 | | 60-66 | -6 | 5 MANJON E 3pt FG , jump shot made (18) |
| 06:13 | 34 TSHIEBWE O 2pt FG in the paint, jump shot missed | | | |
| 06:10 | | | | 4 WRIGHT J defensive rebound (5) |
| 05:47 | | | | 4 WRIGHT J 2pt FG outside the paint, jump shot blocked |
| 05:47 | 0 TOPPIN J block (1) | | | |
| 05:42 | 22 WALLACE C defensive rebound (3) | | | |
| 05:38 | 12 REEVES A 3pt FG , jump shot missed | | | |
| 05:36 | 34 TSHIEBWE O offensive rebound (11) | | | |
| 05:36 | 34 TSHIEBWE O foul drawn (4) | | | 42 MILLORA-BROWN Q foul flagrant 1 (1 - 7) |
| 05:36 | 34 TSHIEBWE O free throw 1 - 2 made (15) | 61-66 | -5 | |
| 05:36 | | | | 3 LEWIS P substitution out |
| 05:36 | | | | 0 LAWRENCE T substitution in |
| 05:36 | 34 TSHIEBWE O free throw 2 - 2 made (16) | 62-66 | -4 | |
| 05:20 | 12 REEVES A 3pt FG , jump shot missed | | | |
| 05:14 | | | | 42 MILLORA-BROWN Q defensive rebound (3) |
| 04:54 | 22 WALLACE C foul shooting (2 - 6) | | | 5 MANJON E foul drawn (2) |
| 04:54 | | 62-67 | -5 | 5 MANJON E free throw 1 - 2 made (19) |
| 04:54 | 22 WALLACE C substitution out | | | |
| 04:54 | 1 FREDRICK C substitution in | | | |
| 04:54 | | 62-68 | -6 | 5 MANJON E free throw 2 - 2 made (20) |
| 04:34 | 0 TOPPIN J 2pt FG in the paint, jump shot made (18) | 64-68 | -4 | |
| 04:17 | 12 REEVES A foul personal (3 - 7) | | | 5 MANJON E foul drawn (3) |
| 04:17 | | 64-69 | -5 | 5 MANJON E 1&1 free throw 1 made (21) |
| 04:17 | | 64-70 | -6 | 5 MANJON E 1&1 free throw 2 made (22) |
| 03:58 | 24 LIVINGSTON C 3pt FG , jump shot missed | | | |
| 03:56 | offensive rebound (38) | | | |
| 03:56 | Timeout media | | | |
| 03:56 | 1 FREDRICK C substitution out | | | |
| 03:56 | 22 WALLACE C substitution in | | | |
| 03:48 | 34 TSHIEBWE O foul drawn (5) | | | 42 MILLORA-BROWN Q foul personal (2 - 8) |
| 03:48 | 34 TSHIEBWE O 1&1 free throw 1 missed | | | |
| 03:46 | | | | 0 LAWRENCE T defensive rebound (4) |
| 03:26 | | | | 5 MANJON E 2pt FG in the paint, layup missed |
| 03:23 | | | | 42 MILLORA-BROWN Q offensive rebound (4) |
| 03:23 | | | | 42 MILLORA-BROWN Q 2pt FG second chance in the paint, layup missed |
| 03:21 | 22 WALLACE C defensive rebound (4) | | | |
| 03:09 | 34 TSHIEBWE O turnover bad pass (3) | | | 4 WRIGHT J steal (1) |
| 03:02 | 22 WALLACE C foul personal (3 - 8) | | | 4 WRIGHT J foul drawn (2) |
| 03:02 | | 64-71 | -7 | 4 WRIGHT J 1&1 free throw 1 made (16) |
| 03:02 | | | | 4 WRIGHT J 1&1 free throw 2 missed |
| 03:01 | 34 TSHIEBWE O defensive rebound (12) | | | |
| 02:50 | 12 REEVES A 3pt FG , jump shot missed | | | |
| 02:49 | 34 TSHIEBWE O offensive rebound (13) | | | |
| 02:49 | 34 TSHIEBWE O foul drawn (6) | | | 1 SMITH C foul personal (2 - 9) |
| 02:49 | 34 TSHIEBWE O 1&1 free throw 1 missed | | | |



Vanderbilt at Kentucky

03/10/23 Bridgestone Arena, Nashville, Tenn.
2023 Southeastern Conference Men's Basketball Tournament

Game Time: 8:41 PM
Game Duration: 2:07
Attendance: 17,989

Officials: Terry Oglesby, K.B. Burdett, Olandis Poole

| Game Time | UK | Score | Diff | VU |
|-----------|---|--------------|-----------|--|
| 02:47 | | | | 1 SMITH C defensive rebound (3) |
| 02:24 | 12 REEVES A steal (2) | | | 5 MANJON E turnover lost ball (6) |
| 02:13 | 12 REEVES A 3pt FG from turnover, jump shot made (22) | 67-71 | -4 | |
| 02:13 | 24 LIVINGSTON C assist (2) | | | |
| 01:53 | 12 REEVES A foul personal (4 - 9) | | | 5 MANJON E foul drawn (4) |
| 01:53 | | 67-72 | -5 | 5 MANJON E 1&1 free throw 1 made (23) |
| 01:53 | | 67-73 | -6 | 5 MANJON E 1&1 free throw 2 made (24) |
| 01:45 | 22 WALLACE C 3pt FG , jump shot missed | | | |
| 01:42 | 34 TSHIEBWE O offensive rebound (14) | | | |
| 01:42 | 34 TSHIEBWE O foul drawn (7) | | | 42 MILLORA-BROWN Q foul personal (3 - 10) |
| 01:42 | 34 TSHIEBWE O free throw 1 - 2 made (17) | 68-73 | -5 | |
| 01:42 | 34 TSHIEBWE O free throw 2 - 2 made (18) | 69-73 | -4 | |
| 01:11 | | 69-75 | -6 | 0 LAWRENCE T 2pt FG outside the paint, jump shot made (18) |
| 01:00 | 12 REEVES A foul offensive (5 - 10) | | | 0 LAWRENCE T foul drawn (3) |
| 01:00 | 12 REEVES A turnover offensive (3) | | | |
| 01:00 | 12 REEVES A substitution out | | | |
| 01:00 | 1 FREDRICK C substitution in | | | |
| 01:00 | | | | 42 MILLORA-BROWN Q substitution out |
| 01:00 | | | | 12 THOMAS T substitution in |
| 00:55 | 0 TOPPIN J foul personal (2 - 11) | | | 1 SMITH C foul drawn (2) |
| 00:55 | | 69-76 | -7 | 1 SMITH C free throw 1 - 2 made (3) |
| 00:55 | | | | 12 THOMAS T substitution out |
| 00:55 | | | | 42 MILLORA-BROWN Q substitution in |
| 00:55 | | 69-77 | -8 | 1 SMITH C free throw 2 - 2 made (4) |
| 00:45 | 0 TOPPIN J 3pt FG , jump shot made (21) | 72-77 | -5 | |
| 00:45 | 22 WALLACE C assist (5) | | | |
| 00:44 | Timeout 30 Sec | | | |
| 00:44 | | | | 42 MILLORA-BROWN Q substitution out |
| 00:44 | | | | 12 THOMAS T substitution in |
| 00:38 | 0 TOPPIN J steal (1) | | | 12 THOMAS T turnover lost ball (2) |
| 00:37 | 0 TOPPIN J foul drawn (3) | | | 4 WRIGHT J foul shooting (3 - 11) |
| 00:37 | 0 TOPPIN J free throw 1 - 2 missed | | | |
| 00:37 | offensive dead ball rebound (3) | | | |
| 00:37 | 0 TOPPIN J free throw 2 - 2 missed | | | |
| 00:35 | | | | 4 WRIGHT J defensive rebound (6) |
| 00:34 | 0 TOPPIN J foul personal (3 - 12) | | | 4 WRIGHT J foul drawn (3) |
| 00:34 | | 72-78 | -6 | 4 WRIGHT J free throw 1 - 2 made (17) |
| 00:34 | | 72-79 | -7 | 4 WRIGHT J free throw 2 - 2 made (18) |
| 00:25 | 22 WALLACE C 3pt FG , jump shot missed | | | |
| 00:24 | 34 TSHIEBWE O offensive rebound (15) | | | |
| 00:24 | 34 TSHIEBWE O foul drawn (8) | | | 1 SMITH C foul personal (3 - 12) |
| 00:24 | 34 TSHIEBWE O free throw 1 - 2 missed | | | |
| 00:24 | offensive dead ball rebound (4) | | | |
| 00:24 | 34 TSHIEBWE O free throw 2 - 2 made (19) | 73-79 | -6 | |
| 00:24 | 24 LIVINGSTON C substitution out | | | |
| 00:24 | 3 THIERO A substitution in | | | |
| 00:23 | 1 FREDRICK C foul personal (2 - 13) | | | 5 MANJON E foul drawn (5) |
| 00:23 | | | | 5 MANJON E free throw 1 - 2 missed |
| 00:23 | | | | offensive dead ball rebound (3) |



Official Basketball Play by Play - Second Half

Vanderbilt at Kentucky

03/10/23 Bridgestone Arena, Nashville, Tenn.
2023 Southeastern Conference Men's Basketball Tournament

Game Time: 8:41 PM
Game Duration: 2:07
Attendance: 17,989

Officials: Terry Oglesby, K.B. Burdett, Olandis Poole

| Game Time | UK | Score | Diff | VU |
|--------------------|--------------------------------------|--------------|-----------|---------------------------------------|
| 00:23 | 3 THIERO A substitution out | | | |
| 00:23 | 24 LIVINGSTON C substitution in | | | |
| 00:23 | | 73-80 | -7 | 5 MANJON E free throw 2 - 2 made (25) |
| 00:14 | 0 TOPPIN J 3pt FG , jump shot missed | | | |
| 00:11 | | | | 1 SMITH C defensive rebound (4) |
| END OF GAME | | | | |
| UK 73-80 VU | | | | |



Vanderbilt at Kentucky

03/10/23 Bridgestone Arena, Nashville, Tenn.
2023 Southeastern Conference Men's Basketball Tournament

Game Time: 8:41 PM
Game Duration: 2:07
Attendance: 17,989

Officials: Terry Oglesby, K.B. Burdett, Olandis Poole

Vanderbilt - 41

| NO. | Name | F | Min | FG | | | Rebounds | | | Fouls | | TP | AS | TO | ST | Blocks | | +/- |
|---------------|-----------------------|---|-------|-------|------|-------|----------|----|-----|-------|----|----|----|----|----|--------|----|-----|
| | | | | M-A | M-A | M-A | OR | DR | TOT | PF | FD | | | | | BS | BA | |
| 1 | Colin Smith | F | 13:09 | 0-1 | 0-0 | 2-2 | 0 | 4 | 4 | 2 | 1 | 2 | 0 | 0 | 0 | 0 | 1 | 2 |
| 42 | Quentin Millora-Brown | F | 14:17 | 1-2 | 0-0 | 2-2 | 2 | 1 | 3 | 3 | 1 | 4 | 1 | 0 | 0 | 0 | 0 | 2 |
| 0 | Tyrin Lawrence | G | 18:16 | 4-6 | 1-2 | 2-2 | 0 | 1 | 1 | 1 | 3 | 11 | 0 | 0 | 2 | 0 | 0 | 4 |
| 4 | Jordan Wright | G | 17:08 | 2-7 | 1-4 | 3-4 | 1 | 5 | 6 | 3 | 3 | 8 | 0 | 0 | 1 | 0 | 1 | 3 |
| 5 | Ezra Manjon | G | 17:57 | 4-6 | 1-1 | 7-8 | 0 | 0 | 0 | 0 | 5 | 16 | 1 | 4 | 1 | 0 | 0 | 4 |
| 3 | Paul Lewis | | 06:39 | 0-0 | 0-0 | 0-0 | 1 | 0 | 1 | 1 | 0 | 0 | 0 | 1 | 0 | 0 | 0 | -5 |
| 10 | Myles Stute | | 07:45 | 0-2 | 0-2 | 0-0 | 0 | 0 | 0 | 2 | 0 | 0 | 0 | 0 | 0 | 0 | 0 | -3 |
| 12 | Trey Thomas | | 04:49 | 0-2 | 0-1 | 0-0 | 0 | 0 | 0 | 0 | 0 | 0 | 0 | 1 | 1 | 0 | 0 | 3 |
| Team | | | | | | | 1 | 1 | 2 | | | 0 | 0 | | | | | |
| Totals | | | | 11-26 | 3-10 | 16-18 | 5 | 12 | 17 | 12 | 13 | 41 | 2 | 6 | 5 | 0 | 2 | 2 |

| Shooting By Period | | |
|---------------------|-------|-------|
| 2 nd FG% | 11-26 | 42.3% |
| 3PT% | 3-10 | 30.0% |
| FT% | 16-18 | 88.9% |
| GM FG% | 11-26 | 42.3% |
| 3PT% | 3-10 | 30.0% |
| FT% | 16-18 | 88.9% |

Dead Ball Rebounds: 1, 0

Technical Fouls::NONE

Kentucky - 39

| NO. | Name | F | Min | FG | | | Rebounds | | | Fouls | | TP | AS | TO | ST | Blocks | | +/- |
|---------------|------------------|---|-------|-------|------|------|----------|----|-----|-------|----|----|----|----|----|--------|----|-----|
| | | | | M-A | M-A | M-A | OR | DR | TOT | PF | FD | | | | | BS | BA | |
| 0 | Jacob Toppin | F | 20:00 | 4-6 | 1-3 | 2-4 | 0 | 2 | 2 | 3 | 2 | 11 | 0 | 2 | 1 | 1 | 0 | -2 |
| 24 | Chris Livingston | F | 17:10 | 2-4 | 0-2 | 0-0 | 0 | 3 | 3 | 0 | 0 | 4 | 2 | 1 | 0 | 0 | 0 | -2 |
| 34 | Oscar Tshiebwe | F | 20:00 | 3-5 | 0-0 | 5-8 | 8 | 3 | 11 | 2 | 7 | 11 | 1 | 1 | 1 | 1 | 0 | -2 |
| 12 | Antonio Reeves | G | 19:00 | 4-11 | 1-5 | 2-4 | 0 | 0 | 0 | 3 | 2 | 11 | 0 | 1 | 1 | 0 | 0 | -1 |
| 22 | Cason Wallace | G | 17:29 | 1-6 | 0-3 | 0-0 | 0 | 3 | 3 | 3 | 1 | 2 | 2 | 1 | 2 | 0 | 0 | 0 |
| 4 | Daimion Collins | | 00:00 | 0-0 | 0-0 | 0-0 | 0 | 0 | 0 | 0 | 0 | 0 | 0 | 0 | 0 | 0 | 0 | 0 |
| 1 | CJ Fredrick | | 06:21 | 0-0 | 0-0 | 0-0 | 0 | 0 | 0 | 2 | 0 | 0 | 0 | 0 | 0 | 0 | 0 | -3 |
| 3 | Adou Thiero | | 00:00 | 0-0 | 0-0 | 0-0 | 0 | 0 | 0 | 0 | 0 | 0 | 0 | 0 | 0 | 0 | 0 | 0 |
| Team | | | | | | | 2 | 0 | 2 | | | 0 | 0 | | | | | |
| Totals | | | | 14-32 | 2-13 | 9-16 | 10 | 11 | 21 | 13 | 12 | 39 | 5 | 6 | 5 | 2 | 0 | -2 |

| Shooting By Period | | |
|---------------------|-------|-------|
| 2 nd FG% | 14-32 | 43.8% |
| 3PT% | 2-13 | 15.4% |
| FT% | 9-16 | 56.3% |
| GM FG% | 14-32 | 43.8% |
| 3PT% | 2-13 | 15.4% |
| FT% | 9-16 | 56.3% |

Dead Ball Rebounds: 3, 0

Technical Fouls::NONE

| | VU | UK |
|------------------|----------------------------|---------------------------|
| Biggest lead | 12 (2 nd 15:43) | 0 (1 st 20:00) |
| Best Scoring Run | 4(2 nd 18:30) | 8(2 nd 7:02) |
| Lead Changes | 0 | |
| Times Tied | 0 | |
| Time with Lead | 19:40 | 00:00 |

| Points from | VU | UK |
|---------------|----|----|
| Turnovers | 5 | 11 |
| Paint | 12 | 18 |
| Second Chance | 4 | 11 |
| Fast Breaks | 0 | 8 |
| Bench | 0 | 0 |

| | Period by Period Scoring | | |
|----|--------------------------|-----|-----|
| | 1st | 2nd | TOT |
| VU | 39 | 41 | 80 |
| UK | 34 | 39 | 73 |



Vanderbilt at Kentucky

03/10/23 Bridgestone Arena, Nashville, Tenn.

2023 Southeastern Conference Men's Basketball Tournament

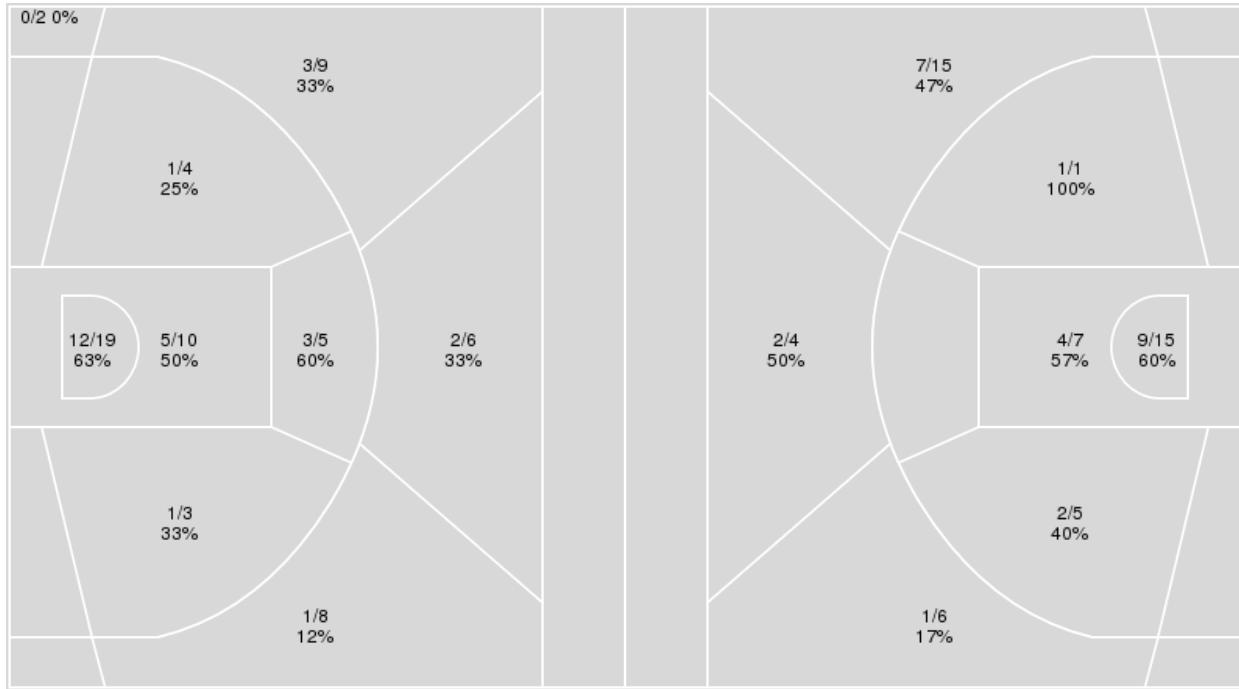
Officials: Terry Oglesby, K.B. Burdett, Olandis Poole

{ Players => All; } FG Types => All; Results => All;

{ Players => 0, 1, 2, 3, 4, 5, 10, 11, 12, 20, 21, 22, 23, 25, 34, 42; } FG
Types => All; Results => All;

Kentucky

Vanderbilt



| Kentucky | M/A | % |
|-------------|-------|----|
| Field Goals | 28/66 | 42 |
| 2 Points | 22/41 | 54 |
| 3 Points | 6/25 | 24 |
| Free Throws | 11/20 | 55 |

| Vanderbilt | M/A | % |
|-------------|-------|----|
| Field Goals | 26/53 | 49 |
| 2 Points | 16/28 | 57 |
| 3 Points | 10/25 | 40 |
| Free Throws | 18/20 | 90 |



Vanderbilt at Kentucky

03/10/23 Bridgestone Arena, Nashville, Tenn.
2023 Southeastern Conference Men's Basketball Tournament

Game Time: 8:41 PM
Game Duration: 2:07
Attendance: 17,989

Officials: Terry Oglesby, K.B. Burdett, Olandis Poole

Vanderbilt

| No | Name | Mins | | Score | | Points Diff | | Points per Min | | Assists | | Rebounds | | Steals | | Turnovers | |
|----|-----------------------|-------|-------|---------|---------|-------------|-----|----------------|------|---------|-----|----------|-----|--------|-----|-----------|-----|
| | | On | Off | On | Off | On | Off | On | Off | On | Off | On | Off | On | Off | On | Off |
| 0 | Tyrin Lawrence | 36:33 | 03:27 | 72 - 68 | 8 - 5 | 4 | 3 | 1.97 | 2.32 | 9 | 1 | 24 | 2 | 7 | 0 | 10 | 2 |
| 1 | Colin Smith | 21:56 | 18:04 | 44 - 43 | 36 - 30 | 1 | 6 | 2.01 | 1.99 | 4 | 6 | 14 | 12 | 4 | 3 | 8 | 4 |
| 3 | Paul Lewis | 17:50 | 22:10 | 37 - 35 | 43 - 38 | 2 | 5 | 2.07 | 1.94 | 7 | 3 | 11 | 15 | 4 | 3 | 4 | 8 |
| 4 | Jordan Wright | 28:26 | 11:34 | 55 - 45 | 25 - 28 | 10 | -3 | 1.93 | 2.16 | 5 | 5 | 20 | 6 | 5 | 2 | 9 | 3 |
| 5 | Ezra Manjon | 29:15 | 10:45 | 62 - 51 | 18 - 22 | 11 | -4 | 2.12 | 1.67 | 6 | 4 | 17 | 9 | 5 | 2 | 11 | 1 |
| 10 | Myles Stute | 18:58 | 21:02 | 37 - 34 | 43 - 39 | 3 | 4 | 1.95 | 2.04 | 6 | 4 | 12 | 14 | 3 | 4 | 5 | 7 |
| 12 | Trey Thomas | 15:14 | 24:46 | 33 - 27 | 47 - 46 | 6 | 1 | 2.17 | 1.90 | 6 | 4 | 12 | 14 | 3 | 4 | 4 | 8 |
| 34 | Lee Dort | 03:57 | 36:03 | 8 - 5 | 72 - 68 | 3 | 4 | 2.03 | 2.00 | 1 | 9 | 1 | 25 | 0 | 7 | 1 | 11 |
| 42 | Quentin Millora-Brown | 27:51 | 12:09 | 52 - 57 | 28 - 16 | -5 | 12 | 1.87 | 2.30 | 6 | 4 | 19 | 7 | 4 | 3 | 8 | 4 |

Kentucky

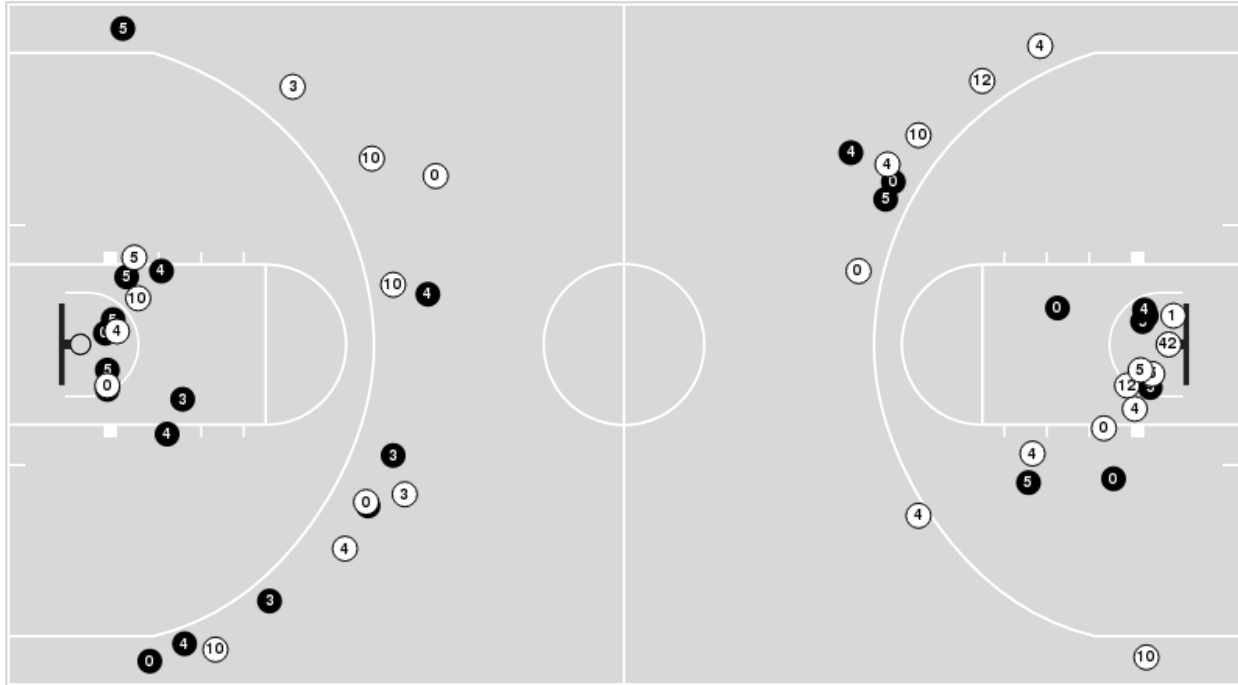
| No | Name | Mins | | Score | | Points Diff | | Points per Min | | Assists | | Rebounds | | Steals | | Turnovers | |
|----|------------------|-------|-------|---------|---------|-------------|-----|----------------|------|---------|-----|----------|-----|--------|-----|-----------|-----|
| | | On | Off | On | Off | On | Off | On | Off | On | Off | On | Off | On | Off | On | Off |
| 0 | Jacob Toppin | 38:33 | 01:27 | 73 - 75 | 0 - 5 | -2 | -5 | 1.89 | 0.00 | 11 | 0 | 43 | 0 | 9 | 0 | 12 | 1 |
| 1 | CJ Fredrick | 13:56 | 26:04 | 23 - 34 | 50 - 46 | -11 | 4 | 1.65 | 1.92 | 3 | 8 | 10 | 33 | 4 | 5 | 3 | 10 |
| 3 | Adou Thiero | 00:47 | 39:13 | 0 - 4 | 73 - 76 | -4 | -3 | 0.00 | 1.86 | 0 | 11 | 0 | 43 | 0 | 9 | 1 | 12 |
| 4 | Daimion Collins | 00:32 | 39:28 | 0 - 5 | 73 - 75 | -5 | -2 | 0.00 | 1.85 | 0 | 11 | 0 | 43 | 0 | 9 | 0 | 13 |
| 12 | Antonio Reeves | 35:27 | 04:33 | 69 - 63 | 4 - 17 | 6 | -13 | 1.95 | 0.88 | 10 | 1 | 40 | 3 | 8 | 1 | 12 | 1 |
| 22 | Cason Wallace | 37:29 | 02:31 | 67 - 72 | 6 - 8 | -5 | -2 | 1.79 | 2.38 | 11 | 0 | 41 | 2 | 9 | 0 | 12 | 1 |
| 24 | Chris Livingston | 32:21 | 07:39 | 60 - 67 | 13 - 13 | -7 | 0 | 1.85 | 1.70 | 9 | 2 | 38 | 5 | 6 | 3 | 11 | 2 |
| 34 | Oscar Tshiebwe | 39:28 | 00:32 | 73 - 75 | 0 - 5 | -2 | -5 | 1.85 | 0.00 | 11 | 0 | 43 | 0 | 9 | 0 | 13 | 0 |
| 55 | Lance Ware | 01:27 | 38:33 | 0 - 5 | 73 - 75 | -5 | -2 | 0.00 | 1.89 | 0 | 11 | 0 | 43 | 0 | 9 | 1 | 12 |



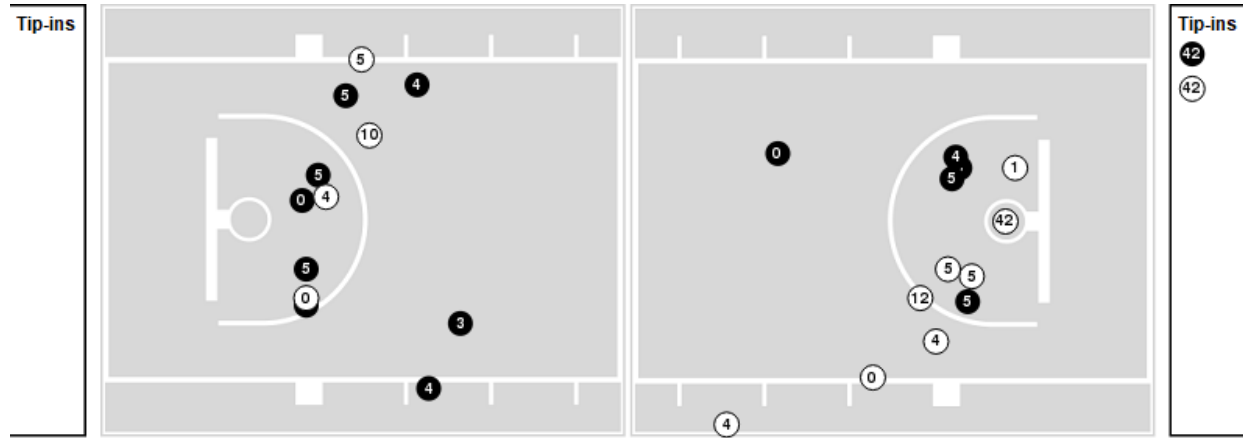
Players => 0, 1, 2, 3, 4, 5, 10, 11, 12, 20, 21, 22, 23, 25, 34, 42 FG Types=>All Results=>All

Vanderbilt

All Field Goals



Blow Up Chart



● Made ○ Missed N - Player Number

| Vanderbilt | M/A | % |
|-------------|-------|----|
| Field Goals | 26/53 | 49 |
| 2 Points | 16/28 | 57 |
| 3 Points | 10/25 | 40 |
| Free Throws | 18/20 | 90 |

| Vanderbilt | M/A | % |
|----------------------|--------------|-----|
| Points in the Paint | 26 (13 / 22) | 59 |
| Fast Break Points | 4 (2/2) | 100 |
| Second Chance Points | 4 (2/6) | 33 |
| Effective FG% | 58 | |

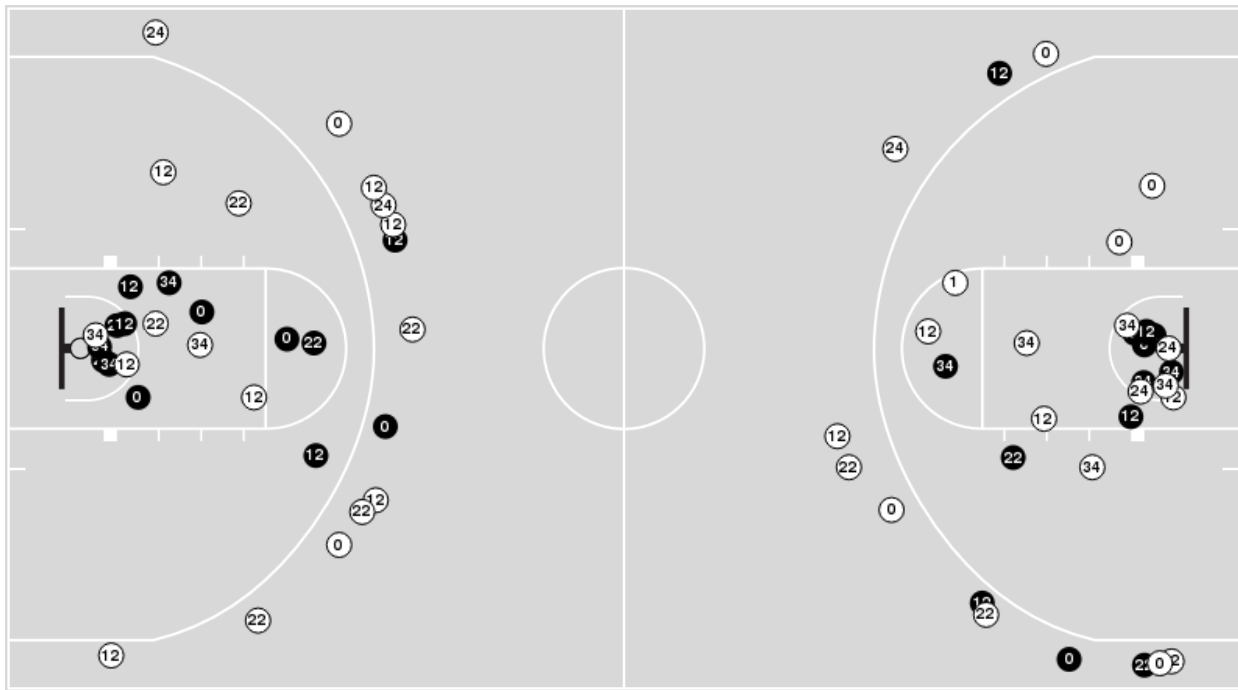


Officials: Terry Oglesby, K.B. Burdett, Olandis Poole

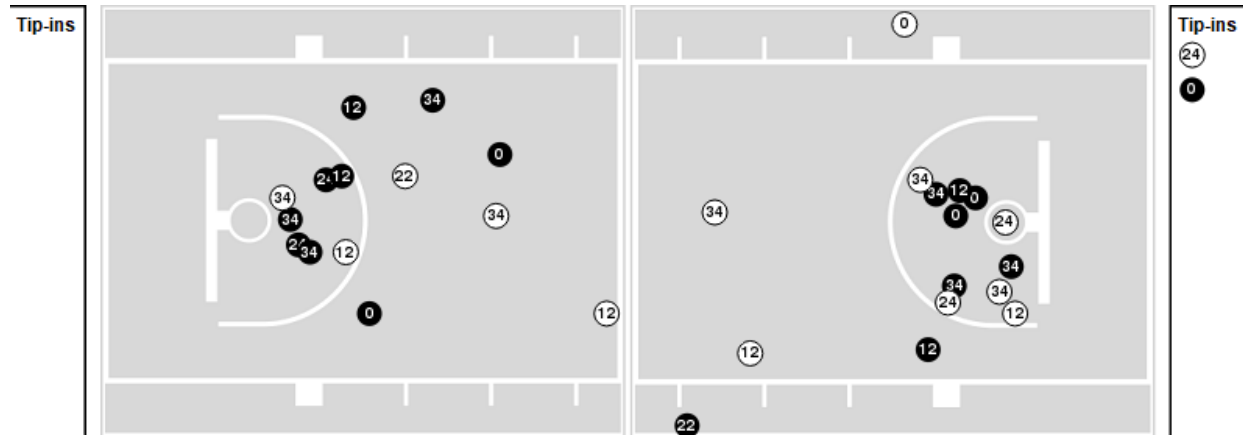
Players => AllFG Types=>AllResults=>All

Kentucky

All Field Goals



Blow Up Chart



● Made ○ Missed N - Player Number

| Kentucky | M/A | % |
|-------------|-------|----|
| Field Goals | 28/66 | 42 |
| 2 Points | 22/41 | 54 |
| 3 Points | 6/25 | 24 |
| Free Throws | 11/20 | 55 |

| Kentucky | M/A | % |
|----------------------|--------------|----|
| Points in the Paint | 34 (17 / 29) | 59 |
| Fast Break Points | 14 (9/12) | 75 |
| Second Chance Points | 20 (13/24) | 54 |
| Effective FG% | 47 | |



Vanderbilt at Kentucky

03/10/23 Bridgestone Arena, Nashville, Tenn.
2023 Southeastern Conference Men's Basketball Tournament

Game Time: 8:41 PM
Game Duration: 2:07
Attendance: 17,989

Officials: Terry Oglesby, K.B. Burdett, Olandis Poole

Vanderbilt

| Lineup | Quarter On | Time On | Quarter Off | Time Off | Time on Court | Score | Score Diff | Reb | Stl | Tov | Ass | PPP |
|--|------------|---------|-------------|----------|---------------|-------|------------|-----|-----|-----|-----|--------|
| 0- Lawrence T/ 1- Smith C/ 4- Wright J/ 5- Manjon E/ 42- Millora-Brown Q/ | 1 | 20:00 | 1 | 13:42 | 06:18 | 4-14 | -10 | 1 | 0 | 4 | 1 | 0.4444 |
| 0- Lawrence T/ 4- Wright J/ 5- Manjon E/ 10- Stute M/ 34- Dort L/ | 1 | 13:42 | 1 | 12:54 | 00:48 | 3-0 | 3 | 0 | 0 | 0 | 0 | 3.0000 |
| 4- Wright J/ 5- Manjon E/ 10- Stute M/ 12- Thomas T/ 34- Dort L/ | 1 | 12:54 | 1 | 11:11 | 01:43 | 5-0 | 5 | 1 | 0 | 1 | 1 | 1.6667 |
| 0- Lawrence T/ 3- Lewis P/ 10- Stute M/ 12- Thomas T/ 34- Dort L/ | 1 | 11:11 | 1 | 09:45 | 01:26 | 0-5 | -5 | 0 | 0 | 0 | 0 | 0.0000 |
| 0- Lawrence T/ 3- Lewis P/ 10- Stute M/ 12- Thomas T/ 42- Millora-Brown Q/ | 1 | 09:45 | 1 | 02:29 | 07:16 | 18-15 | 3 | 6 | 1 | 1 | 4 | 1.3846 |
| 0- Lawrence T/ 1- Smith C/ 3- Lewis P/ 4- Wright J/ 5- Manjon E/ | 1 | 02:29 | 2 | 20:00 | 02:29 | 9-0 | 9 | 1 | 1 | 0 | 2 | 1.8443 |
| 0- Lawrence T/ 1- Smith C/ 4- Wright J/ 5- Manjon E/ 42- Millora-Brown Q/ | 2 | 20:00 | 2 | 15:05 | 04:55 | 13-8 | 5 | 5 | 2 | 0 | 1 | 1.4444 |
| 0- Lawrence T/ 1- Smith C/ 3- Lewis P/ 5- Manjon E/ 10- Stute M/ | 2 | 15:05 | 2 | 14:11 | 00:54 | 1-4 | -3 | 0 | 0 | 1 | 0 | 0.4098 |
| 0- Lawrence T/ 3- Lewis P/ 5- Manjon E/ 10- Stute M/ 12- Thomas T/ | 2 | 14:11 | 2 | 12:13 | 01:58 | 6-4 | 2 | 0 | 1 | 1 | 1 | 1.7442 |
| 0- Lawrence T/ 3- Lewis P/ 4- Wright J/ 10- Stute M/ 12- Thomas T/ | 2 | 12:13 | 2 | 10:10 | 02:03 | 0-2 | -2 | 3 | 1 | 0 | 0 | 0.0000 |
| 0- Lawrence T/ 3- Lewis P/ 4- Wright J/ 5- Manjon E/ 42- Millora-Brown Q/ | 2 | 10:10 | 2 | 10:10 | 00:00 | 0-0 | 0 | 0 | 0 | 0 | 0 | 0.0000 |
| 0- Lawrence T/ 4- Wright J/ 5- Manjon E/ 10- Stute M/ 42- Millora-Brown Q/ | 2 | 10:10 | 2 | 07:20 | 02:50 | 4-4 | 0 | 2 | 0 | 1 | 0 | 1.0309 |
| 1- Smith C/ 3- Lewis P/ 4- Wright J/ 5- Manjon E/ 42- Millora-Brown Q/ | 2 | 07:20 | 2 | 05:36 | 01:44 | 3-5 | -2 | 1 | 0 | 1 | 0 | 1.0000 |
| 0- Lawrence T/ 1- Smith C/ 4- Wright J/ 5- Manjon E/ 42- Millora-Brown Q/ | 2 | 05:36 | 2 | 01:00 | 04:36 | 9-8 | 1 | 4 | 1 | 1 | 0 | 1.3804 |
| 0- Lawrence T/ 1- Smith C/ 4- Wright J/ 5- Manjon E/ 12- Thomas T/ | 2 | 01:00 | 2 | 00:55 | 00:04 | 1-0 | 1 | 0 | 0 | 0 | 0 | 2.2727 |
| 0- Lawrence T/ 1- Smith C/ 4- Wright J/ 5- Manjon E/ 42- Millora-Brown Q/ | 2 | 00:55 | 2 | 00:44 | 00:12 | 1-3 | -2 | 0 | 0 | 0 | 0 | 2.2727 |
| 0- Lawrence T/ 1- Smith C/ 4- Wright J/ 5- Manjon E/ 12- Thomas T/ | 2 | 00:44 | 2 | 00:00 | 00:44 | 3-1 | 2 | 2 | 0 | 1 | 0 | 1.0870 |



Vanderbilt at Kentucky

03/10/23 Bridgestone Arena, Nashville, Tenn.
2023 Southeastern Conference Men's Basketball Tournament

Game Time: 8:41 PM
Game Duration: 2:07
Attendance: 17,989

Officials: Terry Oglesby, K.B. Burdett, Olandis Poole

Kentucky

| Lineup | Quarter On | Time On | Quarter Off | Time Off | Time on Court | Score | Score Diff | Reb | Stl | Tov | Ass | PPP |
|--|------------|---------|-------------|----------|---------------|-------|------------|-----|-----|-----|-----|--------|
| 0- Toppin J/ 12- Reeves A/ 22- Wallace C/ 24- Livingston C/ 34- Tshiebwe O/ | 1 | 20:00 | 1 | 16:17 | 03:43 | 5-4 | 1 | 5 | 1 | 3 | 1 | 0.9191 |
| 0- Toppin J/ 1- Fredrick C/ 12- Reeves A/ 22- Wallace C/ 34- Tshiebwe O/ | 1 | 16:17 | 1 | 13:42 | 02:35 | 9-0 | 9 | 3 | 2 | 0 | 2 | 2.0270 |
| 1- Fredrick C/ 12- Reeves A/ 22- Wallace C/ 34- Tshiebwe O/ 55- Ware L/ | 1 | 13:42 | 1 | 12:15 | 01:27 | 0-5 | -5 | 0 | 0 | 1 | 0 | 0.0000 |
| 0- Toppin J/ 1- Fredrick C/ 22- Wallace C/ 24- Livingston C/ 34- Tshiebwe O/ | 1 | 12:15 | 1 | 11:11 | 01:04 | 0-3 | -3 | 0 | 0 | 0 | 0 | 0.0000 |
| 0- Toppin J/ 12- Reeves A/ 22- Wallace C/ 24- Livingston C/ 34- Tshiebwe O/ | 1 | 11:11 | 1 | 02:29 | 08:42 | 20-18 | 2 | 12 | 1 | 2 | 3 | 1.2594 |
| 0- Toppin J/ 1- Fredrick C/ 3- Thiero A/ 22- Wallace C/ 34- Tshiebwe O/ | 1 | 02:29 | 1 | 01:42 | 00:47 | 0-4 | -4 | 0 | 0 | 1 | 0 | 0.0000 |
| 0- Toppin J/ 1- Fredrick C/ 22- Wallace C/ 24- Livingston C/ 34- Tshiebwe O/ | 1 | 01:42 | 1 | 00:32 | 01:10 | 0-0 | 0 | 2 | 0 | 0 | 0 | 0.0000 |
| 0- Toppin J/ 1- Fredrick C/ 4- Collins D/ 22- Wallace C/ 24- Livingston C/ | 1 | 00:32 | 2 | 20:00 | 00:32 | 0-5 | -5 | 0 | 0 | 0 | 0 | 0.0000 |
| 0- Toppin J/ 12- Reeves A/ 22- Wallace C/ 24- Livingston C/ 34- Tshiebwe O/ | 2 | 20:00 | 2 | 16:38 | 03:22 | 4-8 | -4 | 3 | 0 | 1 | 1 | 0.6803 |
| 0- Toppin J/ 1- Fredrick C/ 12- Reeves A/ 24- Livingston C/ 34- Tshiebwe O/ | 2 | 16:38 | 2 | 15:05 | 01:33 | 4-5 | -1 | 1 | 0 | 1 | 0 | 1.3333 |
| 0- Toppin J/ 12- Reeves A/ 22- Wallace C/ 24- Livingston C/ 34- Tshiebwe O/ | 2 | 15:05 | 2 | 10:10 | 04:55 | 10-7 | 3 | 7 | 1 | 2 | 2 | 1.1111 |
| 0- Toppin J/ 1- Fredrick C/ 12- Reeves A/ 22- Wallace C/ 34- Tshiebwe O/ | 2 | 10:10 | 2 | 07:20 | 02:50 | 4-4 | 0 | 2 | 1 | 0 | 0 | 1.3333 |
| 0- Toppin J/ 12- Reeves A/ 22- Wallace C/ 24- Livingston C/ 34- Tshiebwe O/ | 2 | 07:20 | 2 | 04:54 | 02:26 | 6-4 | 2 | 2 | 1 | 0 | 0 | 1.2931 |
| 0- Toppin J/ 1- Fredrick C/ 12- Reeves A/ 24- Livingston C/ 34- Tshiebwe O/ | 2 | 04:54 | 2 | 03:56 | 00:58 | 2-3 | -1 | 1 | 0 | 0 | 0 | 2.0000 |
| 0- Toppin J/ 12- Reeves A/ 22- Wallace C/ 24- Livingston C/ 34- Tshiebwe O/ | 2 | 03:56 | 2 | 01:00 | 02:56 | 5-5 | 0 | 4 | 1 | 2 | 1 | 1.0504 |
| 0- Toppin J/ 1- Fredrick C/ 22- Wallace C/ 24- Livingston C/ 34- Tshiebwe O/ | 2 | 01:00 | 2 | 00:24 | 00:36 | 4-4 | 0 | 1 | 1 | 0 | 1 | 1.4493 |
| 0- Toppin J/ 1- Fredrick C/ 3- Thiero A/ 22- Wallace C/ 34- Tshiebwe O/ | 2 | 00:24 | 2 | 00:23 | 00:00 | 0-0 | 0 | 0 | 0 | 0 | 0 | 0.0000 |
| 0- Toppin J/ 1- Fredrick C/ 22- Wallace C/ 24- Livingston C/ 34- Tshiebwe O/ | 2 | 00:23 | 2 | 00:00 | 00:24 | 0-1 | -1 | 0 | 0 | 0 | 0 | 0.0000 |



Vanderbilt at Kentucky

03/10/23 Bridgestone Arena, Nashville, Tenn.
2023 Southeastern Conference Men's Basketball Tournament

Game Time: 8:41 PM
Game Duration: 2:07
Attendance: 17,989

Officials: Terry Oglesby, K.B. Burdett, Olandis Poole

Vanderbilt

| Lineup | Time | Score | Score Diff | Pts/Min | Reb | Stl | Tov | Ass | PPP |
|--|-------|-------|------------|---------|-----|-----|-----|-----|--------|
| 0- Lawrence T/ 1- Smith C/ 4- Wright J/ 5- Manjon E/ 42- Millora-Brown Q/ | 16:01 | 27-33 | -6 | 1.6857 | 10 | 3 | 5 | 2 | 1.0817 |
| 0- Lawrence T/ 3- Lewis P/ 10- Stute M/ 12- Thomas T/ 42- Millora-Brown Q/ | 07:16 | 18-15 | 3 | 2.4771 | 6 | 1 | 1 | 4 | 1.3846 |
| 0- Lawrence T/ 4- Wright J/ 5- Manjon E/ 10- Stute M/ 42- Millora-Brown Q/ | 02:50 | 4-4 | 0 | 1.4118 | 2 | 0 | 1 | 0 | 1.0309 |
| 0- Lawrence T/ 1- Smith C/ 3- Lewis P/ 4- Wright J/ 5- Manjon E/ | 02:29 | 9-0 | 9 | 3.6242 | 1 | 1 | 0 | 2 | 1.8443 |
| 0- Lawrence T/ 3- Lewis P/ 4- Wright J/ 10- Stute M/ 12- Thomas T/ | 02:03 | 0-2 | -2 | 0.0000 | 3 | 1 | 0 | 0 | 0.0000 |
| 0- Lawrence T/ 3- Lewis P/ 5- Manjon E/ 10- Stute M/ 12- Thomas T/ | 01:58 | 6-4 | 2 | 3.0508 | 0 | 1 | 1 | 1 | 1.7442 |
| 1- Smith C/ 3- Lewis P/ 4- Wright J/ 5- Manjon E/ 42- Millora-Brown Q/ | 01:44 | 3-5 | -2 | 1.7308 | 1 | 0 | 1 | 0 | 1.0000 |
| 4- Wright J/ 5- Manjon E/ 10- Stute M/ 12- Thomas T/ 34- Dort L/ | 01:43 | 5-0 | 5 | 2.9126 | 1 | 0 | 1 | 1 | 1.6667 |
| 0- Lawrence T/ 3- Lewis P/ 10- Stute M/ 12- Thomas T/ 34- Dort L/ | 01:26 | 0-5 | -5 | 0.0000 | 0 | 0 | 0 | 0 | 0.0000 |
| 0- Lawrence T/ 1- Smith C/ 3- Lewis P/ 5- Manjon E/ 10- Stute M/ | 00:54 | 1-4 | -3 | 1.1111 | 0 | 0 | 1 | 0 | 0.4098 |
| 0- Lawrence T/ 4- Wright J/ 5- Manjon E/ 10- Stute M/ 34- Dort L/ | 00:48 | 3-0 | 3 | 3.7500 | 0 | 0 | 0 | 0 | 3.0000 |
| 0- Lawrence T/ 1- Smith C/ 4- Wright J/ 5- Manjon E/ 12- Thomas T/ | 00:48 | 4-1 | 3 | 5.0000 | 2 | 0 | 1 | 0 | 1.2500 |
| 0- Lawrence T/ 3- Lewis P/ 4- Wright J/ 5- Manjon E/ 42- Millora-Brown Q/ | 00:00 | 0-0 | 0 | NaN | 0 | 0 | 0 | 0 | 0.0000 |



Vanderbilt at Kentucky

03/10/23 Bridgestone Arena, Nashville, Tenn.
2023 Southeastern Conference Men's Basketball Tournament

Game Time: 8:41 PM
Game Duration: 2:07
Attendance: 17,989

Officials: Terry Oglesby, K.B. Burdett, Olandis Poole

Kentucky

| Lineup | Time | Score | Score Diff | Pts/Min | Reb | Stl | Tov | Ass | PPP |
|--|-------|-------|------------|---------|-----|-----|-----|-----|--------|
| 0- Toppin J/ 12- Reeves A/ 22- Wallace C/ 24- Livingston C/ 34- Tshiebwe O/ | 26:04 | 50-46 | 4 | 1.9182 | 33 | 5 | 10 | 8 | 1.0965 |
| 0- Toppin J/ 1- Fredrick C/ 12- Reeves A/ 22- Wallace C/ 34- Tshiebwe O/ | 05:25 | 13-4 | 9 | 2.4000 | 5 | 3 | 0 | 2 | 1.7473 |
| 0- Toppin J/ 1- Fredrick C/ 22- Wallace C/ 24- Livingston C/ 34- Tshiebwe O/ | 03:14 | 4-8 | -4 | 1.2371 | 3 | 1 | 0 | 1 | 0.5917 |
| 0- Toppin J/ 1- Fredrick C/ 12- Reeves A/ 24- Livingston C/ 34- Tshiebwe O/ | 02:31 | 6-8 | -2 | 2.3841 | 2 | 0 | 1 | 0 | 1.5000 |
| 1- Fredrick C/ 12- Reeves A/ 22- Wallace C/ 34- Tshiebwe O/ 55- Ware L/ | 01:27 | 0-5 | -5 | 0.0000 | 0 | 0 | 1 | 0 | 0.0000 |
| 0- Toppin J/ 1- Fredrick C/ 3- Thiero A/ 22- Wallace C/ 34- Tshiebwe O/ | 00:47 | 0-4 | -4 | 0.0000 | 0 | 0 | 1 | 0 | 0.0000 |
| 0- Toppin J/ 1- Fredrick C/ 4- Collins D/ 22- Wallace C/ 24- Livingston C/ | 00:32 | 0-5 | -5 | 0.0000 | 0 | 0 | 0 | 0 | 0.0000 |