

2022-23 PROVIDENCE COLLEGE BASKETBALL



University of Kentucky - 6 seed (21-11, 12-6 SEC) vs.
Providence College - 11 seed (21-11, 13-7 BIG EAST)

Friday, March 17, 2023 • 7:10 p.m.

Greensboro Coliseum • Greensboro, N.C.

NCAA Tournament First Round • Game #33 • CBS



2022-23 SCHEDULE & RESULTS

NOVEMBER			
8 Tue.	RIDER	FS1	W, 66-65
12 Sat.	NORTHEASTERN	FS2	W, 89-65
15 Tue.	STONEHILL	FS2	W, 100-76
19 Sat.	vs. Miami ^	ESPNews	L, 74-64
20 Sun.	vs. St. Louis ^	ESPNNU	L, 76-73
23 Wed.	MERRIMACK	FS2	W, 71-57
26 Sat.	COLUMBIA	FS2	W, 78-64
30 Wed.	at TCU #	ESPN+	L, 75-62
DECEMBER			
3 Sat.	at Rhode Island	ESPNNU	W, 88-74
7 Wed.	MANHATTAN	FS1	W, 99-59
10 Sat.	ALBANY	FS1	W, 93-55
17 Sat.	at Seton Hall *	FOX	W, 71-67
20 Tue.	#24/#25 MARQUETTE *	CBS Sports Net	W, 103-98 2OT
29 Thur.	at Butler *	FS1	W, 72-52
JANUARY			
1 Sun.	at DePaul *	FS1	W, 74-59
4 Wed.	#4/#5 CONNECTICUT *	FS1	W, 73-61
7 Sat.	ST.JOHN'S *	FS1	W, 83-80
14 Sat.	at Creighton *	FS1	L, 73-67
18 Wed.	at #20/#18 Marquette *	CBS Sports Net	L, 83-75
21 Sat.	DEPAUL *	FS1	W, 75-64
25 Wed.	BUTLER *	FS1	W, 79-58
29 Sun.	at Villanova * (WFC)	FS1	W, 70-65
FEBRUARY			
1 Wed.	at #16/#15 Xavier *	FS1	L, 85-83 OT
8 Wed.	GEORGETOWN *	CBS Sports Net	W, 74-62
11 Sat.	at St. John's * (MSG)	FOX	L, 73-68
14 Tue.	#18/#19 CREIGHTON *	FS1	W, 94-86 2 OT
18 Sat.	VILLANOVA *	FOX	W, 85-72
22 Wed.	at #18/#23 Connecticut *	FS1	L, 87-69
26 Sun.	at Georgetown *	FOX	W, 88-68
MARCH			
1 Wed.	#19/#17 XAVIER *	FS1	L, 89-84
4 Sat.	SETON HALL *	FOX	L, 82-58
9 Thur.	vs. #11/#14 Connecticut !	FS1	L, 73-66
17 Fri.	vs. Kentucky %	CBS	7:10 p.m.

ALL GAMES ARE EASTERN TIME AND SUBJECT TO CHANGE
%-NCAA Tournament First Round at Greensboro Coliseum
! - BIG EAST Tournament at Madison Square Garden
- BIG EAST/Big 12 Battle
^ - Hall of Fame Tip Off (Mohegan Sun, Uncasville, Conn.)
* - BIG EAST game
HOME GAMES IN BOLD CAPS

2022-23 PROVIDENCE COLLEGE ROSTER

LAST GAME STARTERS		2022-23 PPG/RPG
0	Alyn Breed, Jr., G, 6-3, 190 <i>Powder Springs, Ga./McEachern '19</i>	4.9/2.4
5	Ed Crosswell, RS Sr., F, 6-8, 240 <i>Philadelphia, Pa./St. Joseph's Prep '18/LaSalle</i>	13.2/7.6
10	Noah Locke, Gr., G, 6-3, 210 <i>Baltimore, Md./McDonogh School '18/Louisville '22</i>	11.1/2.3
22	Devin Carter, So., G, 6-3, 195 <i>Miami, Fla./Brewster Academy '21/South Carolina</i>	13.1/4.9
23	Bryce Hopkins, So., F/G, 6-7, 220 <i>Oak Park, Ill./Fenwick High School '21/Kentucky</i>	16.1/8.5
OFF THE BENCH		
1	Jayden Pierre, Fr., G, 6-2, 170 <i>Elizabeth, N.J./Long Island Lutheran High School '22</i>	2.6/2.0 apg
3	Quante Berry, Fr., G, 6-4, 175 <i>Cleveland, Tenn./Winston-Salem Christian School '22</i>	-/-
4	Jared Bynum, Gr., G, 5-10, 180 <i>Largo, Md./Georgetown Prep '18/St. Joseph's</i>	10.0/4.3 apg
13	Scott Morozov, Fr., 6-6, 225 <i>Toronto, Ont./Hoosac School '22</i>	-/-
14	Corey Floyd, Jr., RS Fr., 6-4, 210 <i>Franklin, N.J./Roselle Catholic High School '21/UConn</i>	2.6/1.2
21	Clifton Moore, Gr., F, 6-11, 240 <i>Ambler, Pa./Hatboro-Horsham High School '17/LaSalle '22</i>	4.7/3.4
24	Luke Fonts, So., G, 6-1, 190 <i>Portsmouth, R.I./Portsmouth Abbey School '21</i>	0.0/0.0
30	Rafael Castro, RS Fr., F, 6-11, 220 <i>Dover, N.J./Dover High School '21</i>	1.8/2.1
33	Kieran O'Haire, So., F, 6-2, 190 <i>Menands, N.Y./The Albany Academy '21</i>	0.0/0.4

PRONUNCIATION GUIDE: Jared Bynum - BYE Numb; Noah Locke - LOCK; Jayden Pierre - P Air; Scott Morozov - MORE OZ off; Kieran O'Haire - Keer Ran O HAIR

Friars All-Time In The NCAA Tourney: The Friars are making their 22nd appearance all-time in the NCAA Tournament in 2023. It is the Friars' seventh trip to the NCAA Tournament under Head Coach Ed Cooley (2014, 2015, 2016, 2017, 2018, 2022 and 2023). The Friars have posted a 17-22 mark all-time in NCAA Tournament play. The team has made two trips to the Final Four (1973 and 1987), four appearances in the Elite Eight (1965, 1973, 1987 and 1997) and six trips to the Sweet Sixteen (1965, 1973, 1974, 1987, 1997 and 2022).

BROADCAST INFORMATION

Television Broadcast: CBS
Ian Eagle (play-by-play), Jim Spanarkel (analyst), Evan Washburn (sideline)

National Radio Broadcast: Westwood One
Bill Rosinski (play-by-play), Austin Croshere (analyst)

Local Radio Broadcast: WPRO-99.7 FM/630 AM
John Rooke (play-by-play) & Joe Hassett (analyst)

Internet Broadcast: 630wpro.com and Tuneln app

GENERAL INFORMATION

Location:	Providence, R.I. 02918
Founded:	1917
Enrollment:	4,824
President:	Rev. Kenneth Sicard, O.P.
Assoc. VP/Athletic Director:	Steve Napolillo
Conference:	BIG EAST
Home Arena:	Amica Mutual Pavilion (12,410)
1st Yr of Basketball:	1926-27 (96th season)
All-Time Record:	1,542-1,026 (.600)
Years in NCAA Tournament:	22 Times -- 2023 (last)
Years in NIT:	20 Times -- 2019 (last)
Head Coach:	Ed Cooley (Stonehill '94)
Career Record:	334-221/17th Season
Record at Providence:	242-152 (119 - 99)/12th Season
Associate Head Coach:	Jeff Battle
Assistant Coach:	Brian Blaney
Assistant Coach:	Ivan Thomas
Dir. of Basketball Operations:	Kevin Kurbec
Associate Director Player Development:	LaDonata Henton
Special Assistant to the Head Coach:	Kyron Cartwright
Senior Associate AD for Media Relations:	Arthur Parks
Office Phone:	(401) 865-2759
Cell Phone:	(401) 378-7334
E-mail:	aparks@providence.edu
Website:	friars.com
Twitter:	@PCFriarsMBB
	@PCAthletics
	pcfriarsmbb
	Facebook.com/pcfriarsmbb
Instagram:	
Facebook:	

Friar Tid Bits:

- *The Friars are making their 22nd NCAA Tournament appearance and seventh since 2014.
- *In 2022, the Friars advanced to the NCAA Sweet 16 where the team was defeated by Kansas (66-61).
- *The Friars are 17-22 all-time in the NCAA Tournament with two trips to the Final Four (1973 and 1987).
- *Ed Cooley has led the Friars to SEVEN NCAA Tourneys in 12 years, which is more than any other coach at PC.
- *Ed Cooley has registered a 3-7 mark all-time in the NCAA Tournament.
- *PC and Kentucky have never met in the NCAA Tourney. PC has posted a 0-3 record all-time vs. the Wildcats.
- *PC has posted a 197-227 mark versus the 2023 NCAA Tournament field, including a 3-8 mark in this season.
- *The Friars finished tied for fourth place with UConn in league standings with a 13-7 mark in BIG EAST play.
- *Bryce Hopkins is the first Friar to earn All-BIG EAST First Team honors since Ben Benthil and Kris Dunn (2016).
- *PC was 8-2 in BIG EAST home games this season.
- *The Friars were 6-6 in road games this season, including 5-5 in BIG EAST action.
- *PC is 2-1 in overtime games this season with both wins (Marquette and Creighton) coming in double OT.
- *PC registered 13 BIG EAST wins for the second consecutive season and the second time in team history.
- *Ed Cooley is the only Friar coach to lead the team to 12 or more BIG EAST wins in a season - he has done it 3 times.
- *PC has recorded 19 or more wins in nine of Ed Cooley's 12 seasons and 20 or more wins in seven of those seasons.
- *PC has registered 20 or more wins in 30 of the team's 96 seasons.
- *Bryce Hopkins is a candidate for the Naismith POY, the Oscar Robertson Award and the Karl Malone Award.
- *Friar point guard Jared Bynum returned versus Butler on 1/25 after missing four games with a torso injury.
- *The Friars were 15-2 at home this season, 36-3 in their last 39 games at the AMP and 619-238 (.722) all-time.
- *PC's 73-61 win over No. 4/5 UConn on 1/4 was the team's first victory over a top-5 team since March 9, 2018.
- *Bryce Hopkins leads the team in scoring (16.1) and rebounding (8.5).
- *PC has posted a 130-279 (.318) mark all-time versus top-25 teams, including a 3-5 mark this season.
- *PC has registered two games with 100+ points this season for the first time since the 2009-10 season.
- *PC was 20-20 from the free-throw line vs. St. Louis (2/20/22), which was second best all-time for PC.
- *PC is 73-32 (.695) under Ed Cooley in games decided by FIVE points or less since the 2013-14 season.
- *The Friars are 705-309 all-time versus New England opponents.
- *The Friars have eight newcomers on the roster this season.
- *The Friars have three graduate students on the roster - Jared Bynum, Noah Locke and Clifton Moore.
- *The Friars have 14 players on the roster and seven of those players came via a transfer.
- *Ed Cooley (242-151) trails Joe Mullaney (319-164) for all-time wins as a head coach at Providence.
- *In 2022, Ed Cooley was named Naismith Coach of the Year and BIG EAST Coach of the Year.



NCAA Tournament Record Book: 21 Appearances (17-22)

Villanova 77 - Providence 66 (3-9-64)
 Providence 91 - West Virginia 67 (3-8-65)
 Providence 81 - St. Joseph's 73 OT (3-12-65)
 Princeton 109 - Providence 69 (3-13-65)
 St. Joseph's 65 - Providence 48 (3-7-66)
 Pennsylvania 76 - Providence 60 (3-17-72)
 Providence 89 - St. Joseph's 76 (3-10-73)
 Providence 87 - Pennsylvania 65 (3-15-73)
 Providence 103 - Maryland 89 (3-17-73)
 Memphis State 98 - Providence 85 (3-24-73)
 Indiana 97 - Providence 79 (3-26-73)
 Providence 84 - Pennsylvania 69 (3-10-74)
 North Carolina State 92 - Providence 78 (3-14-74)
 Providence 95 - Furman 83 (3-16-74)
 Kansas State 87 - Providence 80 (3-12-77)
 Michigan State 77 - Providence 63 (3-11-78)
 (6) Providence 90 - (11) Alabama-Birmingham 68 (3-12-87)
 (6) Providence 90 - (14) Austin Peay 87 OT (3-14-87)

(6) Providence 88 - (1) Georgetown 73 (3-21-87)
 (2) Syracuse 77 - (6) Providence 63 (3-28-87)
 (5) Virginia 100 - (12) Providence 97 (3-16-89)
 (8) Ohio State 84 - (9) Providence 83 OT (3-15-90)
 (9) Alabama 76 - (8) Providence 70 (3-17-94)
 (10) Providence 81 - (7) Marquette 59 (3-14-97)
 (10) Providence 98 - (2) Duke 87 (3-16-97)
 (10) Providence 71 - (14) UT-Chattanooga 65 (3-21-97)
 (4) Arizona 96 - (10) Providence 92 OT (3-23-97)
 (7) Penn State 69 - (10) Providence 59 (3-16-01)
 (12) Pacific 66 - (5) Providence 58 (3-19-04)
 (6) North Carolina 79 - (11) Providence 77 (3-21-14)
 (11) Dayton 66 - (6) Providence 53 (3-20-15)
 (9) Providence 70 - (8) Southern California 69 (3-17-16)
 (1) North Carolina 85 - (9) Providence 66 (3-19-16)
 (11) Southern California 75 - Providence 71 (3-15-17)
 (7) Texas A&M 73 - (10) Providence 69 (3-16-18)
 (4) Providence 66 - (13) South Dakota State 57 (3-17-22)
 (4) Providence 79 - (12) Richmond 51 (3-19-22)
 (1) Kansas 66 - (4) Providence 61 (3-25-22)

Team Superlatives

POINTS

Most: 103 vs. Maryland 3-17-73
 103 vs. Alabama 3-19-87
 Opponent: 109 by Princeton 3-13-65
 Fewest: 48 vs. St. Joseph's 3-7-66
 Opponent: 51 by Richmond 3-19-22
 High Half: 56 vs. Duke 3-16-97
 Opponent: 62 by Princeton 3-13-65
 Low Half: 17 vs. Kansas 3-25-22
 Opponent: 23 - South Dakota State 3-17-22

FIELD GOALS

Most: 43 vs. Maryland 3-17-73
 Opponent: 41 - three times
 Most Attempts: 86 vs. Arizona 3-23-97
 Opponent: 94 by Furman 3-16-74
 Best Pct.: .688 (33-48) vs. Alabama 3-19-87
 Opponent: .683 (41-60) by Princeton 3-13-65
 Low Pct.: .338 (23-68) vs. Kansas 3-25-22
 Opponent: .337 by Pennsylvania 3-15-73

THREE POINT GOALS

Most: 14 vs. Alabama 3-19-87
 Opponent: 8 by Dayton 3-20-16; 8 by Duke 3-16-97
 8 by Alabama 3-17-94
 8 by Penn State 3-16-01
 Most Attempts: 26 vs. Dayton 3-20-15
 Opponent: 23 by Alabama 3-19-87; South Dakota State 3-17-22
 Best Pct.: .700 (14-20) vs. Alabama 3-19-87
 Opponent: .700 (7-10) by Virginia 3-16-89
 Low Pct.: .174 (4-23) vs. Kansas 3-25-22
 Opponent: .045 (1-22) by Richmond 3-19-22

FREE THROWS

Most: 33 vs. Georgetown 3-21-87
 Opponent: 27 by Arizona 3-23-97
 27 by Princeton 3-13-97
 Most Attempts: 38 vs. Georgetown 3-21-87
 Opponent: 44 by Syracuse 3-28-87
 Best Pct.: .923 (12-13) vs. Pennsylvania 3-10-74
 Opponent: .905 (19-21) by North Carolina 3-19-16
 Low Pct.: .429 (3-7) vs. Dayton 3-20-15
 Opponent: .381 (8-21) by Richmond 3-19-22

MISCELLANEOUS

Most Rebounds: 50 vs. Arizona 3-23-97
 Opponent: 55 - Twice
 Most Assists: 24 vs. Pennsylvania 3-10-74
 24 vs. Alabama 3-19-87
 Opponent: 24 - Twice
 Most Steals: 19 vs. Austin Peay 3-14-87
 Opponent: 12 by North Carolina State 3-14-74
 Most Blocks: 10 vs. Georgetown 3-21-87
 Opponent: 11 by Kansas 3-25-22
 Most Turnovers: 21 vs. Austin Peay 3-14-87
 Opponent: 24 by Austin Peay 3-14-87
 Fewest Turnovers: 6 vs. Texas A&M 3-16-18; 6 vs. USC 3-17-16
 Opponent: 6 by Richmond 3-19-22

Individual Superlatives

POINTS

Most: 39 Austin Croshere vs. Marquette 3-14-97
 Opponent: 41 Bill Bradley (Princeton) 3-13-65

FIELD GOALS

Most: 15 Ernie DiGregorio vs. Memphis State 3-24-73
 Opponent: 16 David Thompson (North Carolina State) 3-14-74
 Most Attempts: 36 Ernie DiGregorio vs. Memphis State 3-24-73
 Opponent: 29 - Twice
 Best Pct.: 1.000 (10-10) Marvin Barnes vs. Pennsylvania 3-15-73
 1.000 (6-6) Darryl Wright vs. Georgetown 3-21-87
 Opponent: .900 (9-10) - Twice

THREE POINT GOALS

Most: 6 Billy Donovan vs. Alabama-Birmingham 3-12-87
 6 Ernie Lewis vs. Austin Peay 3-14-87
 Opponent: 5 Marvin Orange (Alabama) 3-17-94
 Most Attempts: 14 Ernie Lewis vs. Austin Peay 3-14-87
 Opponent: 9 - Three times
 Best Pct.: 1.000 (4-4) Darryl Wright vs. Georgetown 3-21-87
 Opponent: 1.000 (4-4) John Crotty (Virginia) 3-16-89

FREE THROWS

Most: 16 Billy Donovan vs. Georgetown 3-21-87
 Opponent: 16 Miles Simon (Arizona) 3-23-97
 Best Pct.: 1.000 (15-15) Austin Croshere vs. Marquette 3-14-97
 Opponent: 1.000 - Eight times

MISCELLANEOUS

Most Rebounds: 21 Marvin Barnes vs. Furman 3-16-74
 Opponent: 24 Tom Burleson (North Carolina State) 3-14-74
 Most Assists: 12 Billy Donovan vs. Alabama-Birmingham 3-12-87
 Opponent: 10 John Crotty (Virginia) 3-16-89
 Most Steals: 7 Delray Brooks vs. Austin Peay 3-14-87
 Opponent: 5 - Kyle Davis (Dayton) 3-20-15
 Most Blocks: 7 Steve Wright vs. Georgetown 3-21-87
 Opponent: 4 - Twice
 Most Turnovers: 8 Billy Donovan vs. Alabama-Birmingham 3-12-87
 Opponent: 6 - Six times

The NCAA first used seeds for all teams in 1979.

The NCAA Tournament Record Books

East Region

Highest Field Goal Percentage: 1.000 (10-10) Marvin Barnes vs. Pennsylvania, Philadelphia, Pa., 3-15-73

Southeast Region

Most Steals: 7 Delray Brooks vs. Austin Peay, Birmingham, Ala., 3-14-87
 Most Three-Point Goals: 14 (22 att.), PC vs. Alabama, Louisville, Ky., 3-19-87
 Most Blocked Shots: 10, PC vs. Georgetown, Louisville, Ky., 3-21-87
 Most Steals: 19, PC vs. Austin Peay, Birmingham, Ala., 3-14-87

Final Four

Most Personal Fouls: 33, PC vs. Syracuse, New Orleans, La., 3-28-87



NCAA: 21 Appearances

17 Wins, 22 Losses

2 Final Fours - (1973, 1987)

4 Elite Eights - (1965, 1973, 1987, 1997)

6 Sweet 16s - (1965, 1973, 1974, 1987, 1997, 2022)

1963-64	NCAA (0-1) First Round
1964-65	NCAA (2-1) Elite Eight - Eastern Regional
1965-66	NCAA (0-1) First Round
1971-72	NCAA (0-1) First Round
1972-73	NCAA (3-2) Final Four (Fourth)
1973-74	NCAA (2-1) Sweet 16 - Eastern Regional
1976-77	NCAA (0-1) First Round
1977-78	NCAA (0-1) First Round
1986-87	NCAA (4-1) Final Four
1988-89	NCAA (0-1) First Round
1989-90	NCAA (0-1) First Round
1993-94	NCAA (0-1) First Round
1996-97	NCAA (3-1) Elite Eight
2000-01	NCAA (0-1) First Round
2003-04	NCAA (0-1) First Round
2013-14	NCAA (0-1) Second Round
2014-15	NCAA (0-1) Second Round
2015-16	NCAA (1-1) Second Round
2016-17	NCAA (0-1) First Round
2017-18	NCAA (0-1) First Round
2021-22	NCAA (2-1) Sweet 16 - Midwest Regional

Friars vs. Seeds in the NCAA Tournament

* since tournament expanded to 64 teams in 1985

* since 1985 Providence owns a 10-12 record

vs. 1 seed1-2
vs. 2 seed2-1
vs. 3 seed0-0
vs. 4 seed0-1
vs. 5 seed0-1
vs. 6 seed0-1
vs. 7 seed1-2
vs. 8 seed1-1
vs. 9 seed0-1
vs. 10 seed0-0
vs. 11 seed1-2
vs. 12 seed1-1
vs. 13 seed1-0
vs. 14 seed2-0
vs. 15 seed0-0
vs. 16 seed0-0

10-13

Friars vs. NCAA Opponents as higher seed

* since tournament expanded to 64 teams in 1985

5-4

Friars vs. NCAA Opponents as lower seed

* since tournament expanded to 64 teams in 1985

5-9

Friars record in the NCAA by seed

* since tournament expanded to 64 teams in 1985

Friars as a No. 4 seed2-1
Friars as a No. 5 seed0-1
Friars as a No. 6 seed4-2
Friars as a No. 8 seed0-1
Friars as a No. 9 seed1-2
Friars as a No. 10 seed3-3
Friars as a No. 11 seed0-1
Friars as a No. 12 seed0-1

10-13

1963-64 NCAA First Round
(Palestra - Philadelphia, Pa.)
Villanova 77, Providence 66 (3-9-64)

1964-65 NCAA First Round
(Palestra - Philadelphia, Pa.)
Providence 91, West Virginia 67 (3-8-65)

1964-65 NCAA Eastern Regional
(Univ. of Maryland - College Park, Md.)
Providence 81, St. Joseph's 73 OT (3-12-65)
Princeton 109, Providence 69 (3-13-65)

1965-66 NCAA First Round
(Virginia Tech University - Blacksburg, Va.)
St. Joseph's 65, Providence 48 (3-7-66)

1971-72 NCAA First Round
(St. John's University - Queens, N.Y.)
Pennsylvania 76, Providence 60 (3-11-72)

1972-73 NCAA First Round
(St. John's University - Queens, N.Y.)
Providence 89, St. Joseph's 76 (3-10-76)

1972-73 NCAA Eastern Regional
(Charlotte Coliseum - Charlotte, N.C.)
CHAMPIONS
Providence 87, Pennsylvania 65 (3-15-73)
Providence 103, Maryland 89 (3-17-73)

1972-73 NCAA Final Four
(St. Louis Arena - St. Louis, Mo.)
Memphis State 98, Providence (3-24-73)
Indiana 97, Providence 79 (3-26-73)

1973-74 NCAA First Round
(St. John's University - Queens, N.Y.)
Providence 84, Pennsylvania 69 (3-10-74)

1973-74 NCAA Eastern Regional
(Raleigh, N.C.)
North Carolina State 92, Providence 78 (3-14-74)
Providence 95, Furman 83 (3-16-74)

1976-77 NCAA First Round
(University of Oklahoma - Norman, Okla.)
Kansas State 87, Providence 80 (3-12-77)

1977-78 NCAA First Round
(Market Square Arena - Indianapolis, Ind.)
Michigan State 77, Providence 63 (3-11-78)

1986-87 NCAA First/Second Round
(Birmingham, Ala.)
#6 Providence 90, #11 Alabama-Birm. 68 (3-12-87)
#6 Providence 90, #14 Austin Peay 87 OT (3-14-87)

1986-87 NCAA Southeast Regional
(Louisville, Ky.)
CHAMPIONS
#6 Providence 103, #2 Alabama 82 (3-19-87)
#6 Providence 88, #1 Georgetown 73 (3-21-87)

1986-87 NCAA Final Four
(Superdome - New Orleans, La.)
#2 Syracuse 77, #6 Providence 63 (3-28-87)

1988-89 NCAA First Round
(Vanderbilt University - Nashville, Tenn.)
#5 Virginia 100, #12 Providence 97 (3-16-89)

1989-90 NCAA First Round
(University of Utah - Salt Lake City, Utah)
#8 Ohio State 84, #9 Providence 83 OT (3-15-90)

1993-94 NCAA First Round
(Rupp Arena - Lexington Kentucky)
#9 Alabama 76, #8 Providence 70 (3-17-94)

1996-97 NCAA First/Second Round
(Charlotte Coliseum - Charlotte, North Carolina)
#10 Providence 81, #7 Marquette 59 (3-14-97)
#10 Providence 98, #2 Duke 87 (3-16-97)

1996-97 NCAA Southeast Regional
(Birmingham-Jefferson Civic Center - Birmingham, Ala.)
#10 Providence 71, #14 Tennessee-Chatt. 65 (3-21-97)
#4 Arizona 96, #10 Providence 92 OT (3-23-97)

2000-01 NCAA First Round
(Superdome - New Orleans, La.)
#7 Penn State 69, #10 Providence 59 (3-16-01)

2003-04 NCAA First Round
(Kemper Arena - Kansas City, Mo.)
#12 Pacific 66, #5 Providence 58 (3-19-04)

2013-14 NCAA Second Round
(AT&T Center - San Antonio, Texas)
#6 North Carolina 79, #11 Providence 77 (3-21-14)

2014-15 NCAA Second Round
(Nationwide Arena - Columbus, Ohio)
#11 Dayton 66, #6 Providence 53 (3-20-15)

2015-16 NCAA First Round
(PNC Arena - Raleigh, N.C.)
#9 Providence 70, #8 USC 69 (3-17-16)
#1 North Carolina 85, #9 Providence 66 (3-19-16)

2016-17 NCAA First Round
(UD Arena - Dayton, Ohio)
#11 USC 75, #11 Providence 71 (3-15-17)

2017-18 NCAA First Round
(Spectrum Center - Charlotte, North Carolina)
#7 Texas A&M 73, #10 Providence 69 (3-16-18)

2021-22 NCAA First Round
(KeyBank Center - Buffalo, N.Y.)
#4 Providence 66, #13 South Dakota St 57 (3-17-22)
#4 Providence 79, #12 Richmond 51 (3-19-22)

2021-22 NCAA Midwest Regional
(United Center - Chicago, Ill.)
#1 Kansas 66, #4 Providence 61 (3-25-22)

FRIARS ALL-TIME VERSUS 2022-23 NCAA TOURNAMENT FIELD

Team	Overall	NCAA	'22-'23
Alabama	3-5	1-1	0-0
Arizona	3-3	0-1	0-0
Arizona State	1-0	0-0	0-0
Arkansas	2-2	0-0	0-0
Auburn	0-1	0-0	0-0
Baylor	0-2	0-0	0-0
Boise State	0-0	0-0	0-0
Charleston	2-1	0-0	0-0
Colgate	4-0	0-0	0-0
Connecticut	31-47	0-0	1-2
Creighton	19-14	0-0	1-1
Drake	1-0	0-0	0-0
Duke	1-1	1-0	0-0
Fairleigh Dickinson	4-1	0-0	0-0
Florida Atlantic	0-0	0-0	0-0
Furman	1-0	1-0	0-0
Gonzaga	2-0	0-0	0-0
Grand Canyon	0-0	0-0	0-0
Grambling State	1-0	0-0	0-0
Houston	0-2	0-0	0-0
Howard	4-0	0-0	0-0
Illinois	3-0	0-0	0-0
Indiana	0-2	0-1	0-0
Iona	2-3	0-0	0-0
Iowa	1-0	0-0	0-0
Iowa State	0-1	0-0	0-0
Kansas	0-1	0-1	0-0
Kennesaw State	0-0	0-0	0-0
Kent State	0-0	0-0	0-0
Kentucky	0-3	0-0	0-0
Louisiana	1-0	0-0	0-0
Marquette	14-22	1-0	1-1
Maryland	1-2	1-0	0-0
Memphis	4-2	0-1	0-0
Miami (Fla.)	16-16	0-0	0-1
Michigan State	0-4	0-1	0-0
Mississippi State	1-0	0-0	0-0
Missouri	0-0	0-0	0-0
Montana State	0-0	0-0	0-0
UNC - Asheville	2-0	0-0	0-0
NC State	1-4	0-1	0-0
Nevada	0-0	0-0	0-0
Northwestern	3-1	0-0	0-0
Northern Kentucky	0-0	0-0	0-0
Oral Roberts	0-0	0-0	0-0
Penn State	1-2	0-1	0-0
Pittsburgh	17-31	0-0	0-0
Princeton	1-2	0-1	0-0
Purdue	2-5	0-0	0-0
St. Mary's (Calif.)	1-1	0-0	0-0
San Diego State	2-0	0-0	0-0
USC	2-1	1-1	0-0
Southeast Missouri St.	0-0	0-0	0-0
Tennessee	1-1	0-0	0-0
Texas	4-3	0-0	0-0
Texas A&M	0-1	0-1	0-0
Texas A&M Corpus Christi	0-0	0-0	0-0
Texas Southern	0-0	0-0	0-0
TCU	1-2	0-0	0-1
UCLA	0-2	0-0	0-0
UC - Santa Barbara	0-0	0-0	0-0
Utah State	2-1	0-0	0-0
Vermont	9-0	0-0	0-0
Virginia	3-5	0-1	0-0
VCU	1-0	0-0	0-0
West Virginia	11-17	0-0	0-0
Xavier	11-13	0-0	0-2
Total	197-227	6-11	3-8



How The Friars Got To The NCAA Tournament In 2023: The Friars are making their 22nd appearance all-time in 2023. The Friars earned an at-large berth after posting a 21-11 mark overall (13-7/tied for 4th in BIG EAST). The team has a NET Ranking of 56 with Quad 1 wins over UConn (NET 8), Marquette (NET 12) and Creighton (NET 17). The Friars have recorded a 15-2 mark at home, a 6-6 record on the road and a 0-3 mark in neutral site games.

Friars Versus Kentucky: The Friars have posted a 0-3 mark all-time versus the Wildcats, including a 0-2 mark under Ed Cooley. The last time the two teams met, Kentucky defeated the Friars, 58-38, on November 30, 2014 in Lexington.

Friars Versus The Tournament Field: The Friars have faced six teams in the NCAA Tournament field this season and have posted a 3-8 mark against those teams. The Friars faced Connecticut (1-2), Creighton (1-1), Marquette (1-1), Miami (0-1), TCU (0-1) and Xavier (0-2). All time, the Friars have faced 53 of the 68 teams in this year's NCAA Tournament Field. Providence has registered a 197-227 record all-time against those 53 teams, including a 6-11 mark in NCAA play.

Current Friars In NCAA Tournament Action: The Friars have four players on their roster who have seen action in the NCAA Tournament. Graduate student Noah Locke (Baltimore, Md.) played in four games for Florida. Senior Ed Croswell (Philadelphia, Pa.), graduate student Jared Bynum (Largo, Md.) and junior Alyn Breed (Powder Springs, Ga.) each played in three games for the Friars in the 2022 NCAA Tournament.

Head Coach Ed Cooley Breaks Dave Gavitt's Mark Of Five Friar NCAA Tournament Appearances: The Friars are making their seventh appearance in the NCAA Tournament under Head Coach Ed Cooley in 2023. Last season, Cooley eclipsed former Friar Head Coach Dave Gavitt's mark of five tournament appearances - which was the most for any Friar head coach all-time. Other former Friar head coaches who reached the NCAA Tournament are Joe Mullaney (three NCAA appearance), Rick Pitino (one NCAA appearance), Rick Barnes (three NCAA appearance), Pete Gillen (one NCAA appearance), and Tim Welsh (two NCAA appearances).

Friars To Defeated By UConn In BIG EAST Tournament Quarterfinals: The Providence College men's basketball team was defeated by the UConn Huskies in the BIG EAST Tournament Quarterfinals on Thursday, Mar. 9 at Madison Square Garden in New York, N.Y. The Friars fell to 21-11 on the season. Sophomore Bryce Hopkins (Oak Park, Ill.) led the way for the Friars with 16 points and seven rebounds (both team highs). Graduate student Noah Locke (Baltimore, Md.) finished with 14 points on a 4-7 clip from three-point territory.

Bryce Hopkins Named First Team All-BIG EAST: It was announced on March 5 that sophomore Bryce Hopkins (Oak Park, Ill.) was named First Team All-BIG EAST. Hopkins became the first Friar to earn All-BIG EAST First Team honors since Kris Dunn and Ben Bentil received the accolades in 2016. Hopkins, who was named BIG EAST Player of the Week twice this season, leads the Friars in scoring (16.1 ppg), rebounding (8.5) and double-doubles (10). He ranks fourth in scoring and second in rebounding amongst BIG EAST players in overall action. Hopkins also ranks third in the league in defensive rebounds (218, 6.8 rpg) and fourth in minutes played (34.8 mpg). In BIG EAST action, he finished third in scoring (16.7 ppg) and rebounding (8.6 rpg). He has posted a team-best 10 double-doubles, including a 29-point, 23-rebound, three-steal effort in a double-overtime win over Marquette (103-98) on December 20. He played 47 of the 50 minutes in the game. Hopkins' 20-20 game was the 34th in program history and the first since Jamine Peterson accomplished the feat when he posted 29 points and 20 rebounds versus Rutgers on Jan. 9, 2010. It also was the first in BIG EAST play since Angel Delgado (21 pts, 20 rbs.) of Seton Hall did it on January 22, 2017. Hopkins, who is in his first season with Friars after transferring from Kentucky last spring, was named a mid-season candidate for the Naismith Award, the Karl Malone Award and the Oscar Robertson Award.

Bryce Hopkins Earns More Honors: It was announced on March 7 that Providence sophomore Bryce Hopkins (Oak Park, Ill.) earned 2023 Associated Press All-BIG EAST First Team honors. It marks his second All-BIG EAST First Team honor as Hopkins was named First Team All-BIG EAST on March 5. On March 14, he earned USBWA District 1 Honors and NABC All-District 5 First Team accolades.

2022-23 Honors

Player	Date	Honor
Jared Bynum	Oct. 18	Preseason All-BIG EAST 1st Team
Ed Croswell	Nov. 28	Honor Roll
Bryce Hopkins	Dec. 12	Honor Roll
Bryce Hopkins	Dec. 19	Honor Roll
Bryce Hopkins	Dec. 26	Player of the Week
Devin Carter	Jan. 2	Honor Roll
Bryce Hopkins	Jan. 9	Honor Roll
Bryce Hopkins	Jan. 19	Oscar Robertson Award Watch List
Bryce Hopkins	Jan. 23	Honor Roll
Jared Bynum	Jan. 30	Honor Roll
Noah Locke	Feb. 6	Honor Roll
Bryce Hopkins	Feb. 9	Naismith POY Mid Season Team
Bryce Hopkins	Feb. 13	Honor Roll
Bryce Hopkins	Feb. 20	Player of the Week
Ed Croswell	Feb. 27	Honor Roll
Devin Carter	March 5	All-BIG EAST Honorable Mention
Bryce Hopkins	March 5	All-BIG EAST First Team
Bryce Hopkins	March 7	Associated Press All-BIG EAST
Bryce Hopkins	March 9	Karl Malone Award Top 5 Finalist
Devin Carter	March 14	USBWA All-District 1
Ed Cooley	March 14	USBWA Dist. 1 Coach of the Year
Bryce Hopkins	March 14	USBWA All-District 1
Bryce Hopkins	March 14	NABC All-District 5 First Team

Double-Doubles

Player	Opp.	Stats
Ed Croswell	Rider	13 pts, 10 rbs
Bryce Hopkins	Northeastern	10 pts, 11 rbs
Ed Croswell	St. Louis	11 pts, 10 rbs
Devin Carter	Merrimack	12 pts, 10 rbs
Bryce Hopkins	@URI	14 pts, 15 rbs
Bryce Hopkins	Manhattan	22 pts, 11 rbs
Rafael Castro	UAlbany	12 pts, 10 rbs
Bryce Hopkins	@ Seton Hall	24 pts, 10 rbs
Bryce Hopkins	Marquette	29 pts, 23 rbs
Ed Croswell	@ Butler	15 pts, 10 rbs
Ed Croswell	UConn	13 pts, 13 rbs
Bryce Hopkins	@ Creighton	20 pts, 10 rbs
Ed Croswell	@ Creighton	10 pts, 10 rbs
Bryce Hopkins	@ Marquette	19 pts, 10 rbs
Bryce Hopkins	DePaul	20 pts, 11 rbs
Devin Carter	Butler	10 pts, 10 rbs
Bryce Hopkins	at Xavier	10 pts, 13 rbs
Bryce Hopkins	Villanova	19 pts, 12 rbs
Ed Croswell	Villanova	21 pts, 10 rbs
Ed Croswell	at Georgetown	25 pts, 13 rbs
Ed Croswell	Xavier	17 pts, 13 rbs
Total Double-Doubles - 21		
Croswell (8), Hopkins (10), Carter (2), Castro (1)		

20-Point Performances

Player	Opponent/Date	Points
Bynum	Northeastern/Nov. 12	21
Hopkins	St. Louis/Nov. 20	20
Hopkins	Manhattan/Dec. 7	22
Hopkins	at Seton Hall/Dec. 17	24
Croswell	at Seton Hall/Dec. 17	21
Hopkins	Marquette/Dec. 20	29
Croswell	Marquette/Dec. 20	20
Carter	Marquette/Dec. 20	20
Carter	at Butler/Dec. 29	21
Carter	at DePaul/Jan. 1	22
Hopkins	UConn/Jan. 4	27
Locke	St. John's/Jan. 7	20
Hopkins	at Creighton/Jan. 14	20
Croswell	at Marquette/Jan. 18	20
Hopkins	DePaul/Jan. 21	20
Locke	DePaul/Jan. 21	29
Croswell	at Xavier/Feb. 1	21
Locke	at Xavier/Feb. 1	22
Hopkins	at St. John's/Feb. 11	29
Carter	Creighton/Feb. 14	25
Locke	Creighton/Feb. 14	20
Hopkins	Creighton/Feb. 14	20
Croswell	Villanova/Feb. 18	21
Croswell	at Georgetown/Feb. 26	25



Devin Carter Named All-BIG EAST Honorable Mention: It was announced on March 5 that sophomore Devin Carter (Miami, Fla.) earned All-BIG EAST Honorable Mention accolades. Carter, who transferred to Providence in 2022 after spending his freshman season at South Carolina, ranks third on the team in scoring (13.2 ppg) and rebounding (4.9). He also is first on the team in steals (57), second on the team in assists (78, 2.4 apg) and second on the squad in blocks (34). Carter ranks sixth in the BIG EAST in steals (1.8 spg) and 10th in blocks (1.1 bpg). In league play, the sophomore guard is third amongst all BIG EAST players in assist to turnover ratio (2.3). Carter has scored 20 or more points four times this season, including a career-high 25 points in a double overtime win over Creighton on February 14.

Bryce Hopkins Named A Top-5 Candidate For Karl Malone Award: It was announced on March 9 that sophomore Bryce Hopkins (Oak Park, Ill.) was named one of the five finalists for the 2023 Karl Malone Award by the Naismith Basketball Hall of Fame. Named after Class of 2010 Hall of Famer and two-time NBA Most Valuable Player Karl Malone, the annual honor in its ninth year recognizes the top power forward in Division I men's college basketball. This month, the finalists will be presented to Malone and the Hall of Fame's selection committee. The Selection Committee for the Karl Malone Award is composed of top men's college basketball personnel including media members, head coaches, sports information directors and Hall of Famers.

Bryce Hopkins Named To Naismith Men's POY Midseason Team: It was announced on February 9 that sophomore Bryce Hopkins (Oak Park, Ill.) was named to the 2023 Naismith Men's Player of the Year Midseason Team. The list consists of 30 male basketball players who have shown success on the court this season. The award is presented annually to the most outstanding men's and women's basketball player who achieves tremendous on-court success.

Bryce Hopkins Named To The Watch List For Oscar Robertson Award: It was announced on January 19 that sophomore Bryce Hopkins (Oak Park, Ill.) has been named one of 50 players for the Oscar Robertson National Player of the Year Award Midseason Watch List.

Friars All-Time Versus Top-25 Teams: The Friars have posted a 130-279 (.318) mark all-time versus top-25 teams, including a 3-5 mark this season.

Fielder And Santoro Each Sign A NLI: Providence College men's basketball Head Coach Ed Cooley announced on Nov. 16 that student-athletes Drew Fielder (Meridian, Idaho) and Donovan Santoro (Austin, Texas) each have signed a National Letter of Intent to attend Providence College beginning in September of 2023. Both players attend Southern California Academy in Castaic, Calif., where they play for head coaches Julius Von Hanzlik and Chris Chaney. Fielder, a 6-foot-10-inch, 215-pound center is rated as a four-star recruit. He transferred to Southern California Academy after beginning his high school career in Idaho. Over the summer, Fielder had a strong showing at the Under Armour Association showcase in July. He averaged 10.7 points, 8.5 rebounds, 1.2 assists and 1.2 steals in six games at the UAA. He also shot 47.6 percent from the field, 38.5 percent from three and 71.4 percent from the free-throw line. Fielder is rated as the No. 23 center in the nation in the class of 2023, according to 247Sports.com. Santoro, a 6-foot-8-inch, 185-pound forward transferred to Southern California Academy after playing at Westlake High School in Austin, Texas. Last season, he helped Westlake post a 38-2 mark and advance to the Texas High School Semifinals. His squad recorded a 14-0 record in its district. For his efforts, Santoro earned second team All-District honors.

Friars Have Eight Newcomers Join The Roster: After the Friars posted a 27-6 mark, captured the BIG EAST Regular Season title and advanced to the Sweet 16 in 2022, the team had all five starters graduate. The team returns three players, graduate student Jared Bynum (Largo, Md.), senior Ed Crosswell (Philadelphia, Pa.) and junior Alyn Breed (Powder Springs, Ga.), who saw action last season. The squad welcomes eight new players to the lineup - freshman Jayden Pierre (Elizabeth, N.J.), freshman Quante Berry (Cleveland, Tenn.), graduate Noah Locke (Baltimore, Md.), freshman Scott Morozov (Toronto, Ontario), redshirt freshman Corey Floyd, Jr. (Franklin, N.J.), graduate Clifton Moore (Ambler, Pa.), sophomore Devin Carter (Miami, Fla.) and sophomore Bryce Hopkins (Oak Park, Ill.).

Friars In Overtime: The Friars have recorded a 2-1 record in overtime games in 2022-23. On December 20, the Friars defeated Marquette, 103-98, in double overtime. On February 1, Providence was defeated at Xavier, 85-83, in overtime. On February 14, the Friars defeated Creighton, 94-86, in double overtime. They have registered a 73-68 mark all-time in overtime games, including 9-1 in their last 10 games.

Providence College Basketball: The 2022-23 campaign marks the 96th season of basketball at Providence College. Since the program started in 1926-27, Providence has posted a **1,542-1,026** mark, good for a .600 winning percentage. The Friars have made the NCAA Tournament 21 times and the National Invitation Tournament on 20 occasions.

Ed Cooley Ranks Second On The PC All-Time Win List: With the Friars' win versus Butler on January 23, 2022, Ed Cooley recorded his 210th victory as the Friar Head Coach and moved into second place on the all-time win list for PC Head Coaches. The top three all-time winningest Friar head coaches are: Joe Mullaney (319-164), Ed Cooley (**242-152**, 12 seasons) and Dave Gavitt (209-84).

2013-23 BIG EAST Conference Records

Records Since 2013 to Present in Big East Action

1.	Villanova	140-41	.773
2.	UConn	37-19	.661
3.	Creighton	109-76	.589
4.	Providence	106-76	.582
5.	Xavier	103-75	.579
6.	Seton Hall	97-87	.527
7.	Marquette	96-88	.522
8.	Butler	84-102	.452
9.	St. John's	70-114	.380
10.	Georgetown	60-121	.331
11.	DePaul	39-142	.215



Providence Player's In The NCAA Tournament

Name	Opponent	Date	FG-FGA	3FG-3FGA	FT-FTA	Rebounds	Assists	Blocks	Steals	Points
Jared Bynum	vs. S. Dakota State	3/17/2022	3-9	2-5	4-5	1	0	0	0	12
	vs. Richmond	3/19/2022	2-7	1-2	5-6	2	6	0	0	10
	vs. Kansas	3/25/2022	1-5	0-1	0-0	1	1	0	0	2
Total:			6-21	3-8	9-11	4	7	0	0	24
Ed Crowell	vs. S. Dakota State	3/17/2022	1-3	0-0	0-0	9	0	0	0	4
	vs. Richmond	3/19/2022	3-5	0-0	0-0	5	0	2	1	6
	vs. Kansas	3/25/2022	3-6	0-0	3-3	6	0	0	0	9
Total:			7-14	0-0	3-3	20	0	2	1	19
Alyn Breed	vs. S. Dakota State	3/17/2022	2-4	1-2	0-0	2	1	0	1	5
	vs. Richmond	3/19/2022	1-2	0-1	1-2	0	0	0	1	3
	vs. Kansas	3/25/2022	0-0	0-0	0-0	0	0	0	0	0
Total:			3-6	1-3	1-2	2	1	0	2	8
Noah Locke	vs. Nevada*	3/21/2019	1-3	1-3	2-2	0	0	0	0	5
	vs. Michigan*	3/23/2019	3-11	2-7	0-0	2	0	0	0	8
	vs. Virginia Tech*	3/19/2021	4-8	0-1	2-2	2	0	0	0	10
	vs. Oral Roberts*	3/21/2021	7-11	3-7	0-0	4	0	0	1	17
Total:			15-33	6-18	4-4	8	0	0	1	40

*at Florida

2023 NCAA DIVISION I MEN'S BASKETBALL CHAMPIONSHIP





On March 22, 2011, Ed Cooley became the 15th head coach at Providence College. He came to Providence College after spending five seasons as the head coach at Fairfield University.

In **12 seasons** at Providence College, Cooley has posted a **242-152 mark**, which includes six trips to the NCAA Tournament, a berth in the Sweet 16 (2022), a BIG EAST Regular Season Title (2022) and a BIG EAST Tournament Title (2014). In 2022, he was named the recipient of the Naismith Coach of the Year, the Sporting News Coach of the Year, the BIG EAST Coach of the Year, the NABC District 5 Coach of the Year and the USBWA District 1 Coach of the Year. He is the only Friar head coach to be named the BIG EAST Coach of the Year.

In **17 seasons** as a head coach, Cooley has a **334-221 record**. When Cooley was hired in 2011, the Friars had finished under .500 in six of the 10 previous seasons and had been to just one NCAA Tournament (2004) in that 10-year span. Since his hiring, Cooley has led the Friars to eight post-season tournament berths (seven consecutive from 2013-19) (2019-20 there was no post-season due to the Covid-19 pandemic), including a school-record six NCAA Tournament appearances (2014-18 and 2022). In 2022, he guided the team to the NCAA Sweet 16 and the program's first BIG EAST regular season title. In 2014, he led the team to the BIG EAST Tournament title.

Cooley reached new heights in 2021-22. His team registered a 27-6 mark to log the second most wins in team history. The team also recorded a program best 14-3 BIG EAST record and captured its first-ever BIG EAST Regular Season Title despite being picked seventh in the Preseason Coaches' Poll. The squad also earned the top seed in the history of the program when it was selected as a 4 seed for the NCAA Tournament. The Friars posted wins in the First and Second Rounds of the NCAA Tournament to advance to the Sweet 16 for the first time in 25 years (1997) and the sixth time in the history of the program. Graduate student Nate Watson and junior Jared Bynum earned Second Team All-BIG EAST honors. Bynum also became the first Friar to receive the BIG EAST 6th Man Award.

The 2020-21 squad posted a 13-13 mark and a 9-10 record in BIG EAST play. The team was led by Nate Watson and David Duke. Both players earned Second Team All-BIG EAST accolades. Duke also was named Associated Press Honorable Mention All-America.

In 2019-20, the Friars had the best mid-season improvement of any Division I team as the squad improved from 6-6 to finish the year with a 19-12 mark - a NET ranking improvement of 119 spots (156 to 37). The team posted a 12-6 record in BIG EAST action and finished in fourth place. The 12 league wins was the most ever by a Friar squad. In addition, the Friars defeated every BIG EAST team at least once - another first for the program. The Friars finished the season winning six consecutive games and eight of the last 10. Five of those wins occurred in February over ranked teams, which marked just the fifth time in the history of college basketball that a team posted five wins over ranked squads in a calendar month during the regular season.

In August of 2019, Cooley served as the Head Coach of Team USA at the Pan Am Games in Lima, Peru. His squad was a group of BIG EAST All-Stars, including Alpha Diallo, Nate Watson, David Duke and AJ Reeves. Despite having the youngest team at the tournament, Cooley led the squad to a Bronze Medal.

In 2018-19, Providence advanced to its seventh consecutive post season when the Friars were selected to the NIT as a four seed. It marked the first time that PC advanced to seven straight post-seasons since Dave Gavitt's Friars accomplished the feat from 1971-78. The 2019 Friars finished the season with an 18-16 mark.

The 2017-18 season, proved to be another successful season for the Friars under Cooley as the squad made its team record fifth consecutive appearance in the NCAA Tournament and produced another season with 20 or more wins (21-14). It marked the first time the Friars recorded five consecutive seasons with 20 or more wins since 1974-78. Providence finished tied for third in league standings with a 10-8 mark. The team had another strong performance at the BIG EAST Tournament, advancing to the championship game where the squad nearly knocked off eventual national champion Villanova before losing in overtime. One of the highlights for the squad was earning three wins over top-5 ranked teams. It marked the first time ever that the Friars accomplished that feat.

In 2016-17, the Friars were picked ninth in the Preseason BIG EAST Coaches' Poll after losing stars Kris Dunn and Ben Bentil to the NBA Draft. However, the Friars finished the year with a 10-8 mark in league play and in third place in the conference standings. To achieve that mark, the team overcame a 4-8 record in early February and won its final six BIG EAST Conference games to earn the third place finish. The Friars also posted a 20-13 record overall and earned an at-large berth to the squad's fourth consecutive NCAA Tournament. In recognition of his efforts, Cooley was named NABC District 5 Coach of the Year.

Juniors Kyron Cartwright and Rodney Bullock were named 2017 Second Team All-BIG EAST. In addition, Cartwright became the third player in six seasons under Cooley to earn BIG EAST Most Improved accolades.

During his time at Providence, Cooley has coached five All-Americans. He also has had players earn two BIG EAST Player of Year honors, two BIG EAST Defensive Player of the Year accolades, three BIG EAST Most Improved Player awards, one BIG EAST Tournament MVP, five BIG EAST All-Tournament Team accolades, two BIG EAST All-Rookie Team awards, one BIG EAST Sportsmanship honor and 10 All-BIG EAST honors.

In 2016, Cooley led the Friars to a 24-11 mark and a 10-8 record (fourth) in the BIG EAST. After finishing fourth in league standings for the third straight season, Providence advanced to the BIG EAST Semifinals for the third-consecutive year, which has only occurred one other time in the history of Friar basketball. Most importantly, the Friars earned their third-consecutive berth in the NCAA Tournament, where the team registered a 1-1 mark, which included a First Round win over Southern California. It marked just the third time in the history of Friar basketball that the team reached the NCAA Tournament in three consecutive seasons. The squad also recorded 24 wins, which is the most since the 1996-97 season. With 24 wins, the Friars posted their third-consecutive season with 20 or more victories. Another milestone for the Friars was that they finished the regular season with 22 wins, which was the most since 1978 and just the sixth team all-time at PC to accomplish the feat. Cooley's Friars also were ranked for 13 weeks during the season, including a No. 8 national ranking on January 4. It marked the Friars' highest ranking in the Associated Press Poll since March 1, 1977 when the team was ranked No. 8.

Two of Cooley's players earned significant honors in 2015-16 and were both drafted as junior guard Kris Dunn and sophomore Ben Bentil earned All-BIG EAST

accolades. Dunn also earned his second-consecutive BIG EAST Player of the Year and Defensive Player of the Year honors. He also earned numerous All-America accolades and was named a Consensus All-American. Bentil became the seventh Friar all-time and the third under Cooley to lead the BIG EAST in scoring, averaging 22.9 points per game. For his efforts, he was named BIG EAST Most Improved Player - the second time a Friar has received the honor in Cooley's five seasons at Providence.

Dunn was the fifth pick overall by the Minnesota Timberwolves and became the fourth highest Friar drafted all-time in the history of the NBA. Bentil was selected 51st overall in the second round by the Boston Celtics.

In 2015, the Friars were picked fifth in the Preseason BIG EAST Coaches Poll. The team exceeded expectations when the squad placed fourth with an 11-7 record. It marked just the third time ever and the first time since 2004 that the Friars registered 11 conference wins. Overall, the squad posted a 22-12 mark and advanced to the NCAA Tournament in consecutive seasons for the first time since the 1988-89 and 1989-90 seasons. The team also posted its second consecutive season with 20 or more wins for the first time since 1992-93 and 1993-94 seasons.

Senior LaDontae Henton and sophomore Kris Dunn paced the Friars in 2015. Both players earned First Team All-BIG EAST honors and Associated Press Honorable Mention All-America accolades. Dunn, who led the BIG EAST in assists, ranked third in the nation in assists and fifth in the nation in steals. He was named the 2015 BIG EAST Player of the Year and he also earned BIG EAST Defensive Player of the Year accolades. Dunn became the first guard in the history of the league to win both honors in the same year. Henton, who led the BIG EAST in scoring in 2015 (20.1 ppg), finished his career ranked second all-time in scoring at Providence (2,059 points) and fifth all-time in rebounding (1,054). He is just the second player ever at Providence to score more than 2,000 points and grab more than 1,000 rebounds.

Cooley's 2014 team was picked to finish sixth in the Preseason BIG EAST Coaches Poll, but overcame losses of personnel during the season to finish 10-8 and fourth overall. The Friars went on a run in the league tournament, posting three straight wins, including a thrilling 65-58 victory over No. 14 Creighton in title game. With the win, the Friars earned the league's automatic berth in the NCAA Tournament and made their first trip to the Tournament since 2004.

His 2014 squad was led by senior All-American Bryce Cotton. Cotton had an amazing senior season in which he led the BIG EAST in assists (5.8) and finished second in scoring (21.8). He also led the nation in minutes played (39.9). He earned BIG EAST Tournament Most Outstanding Player honors and garnered his second consecutive First Team All-BIG EAST accolade. He finished his career ranked fifth overall in scoring at Providence with 1,975 points. His teammate, senior Kadeem Batts (Boston, Mass.) also was recognized for his stellar play as he was named All-BIG EAST Second Team.

It did not take long for Cooley to turn the Friar fortunes around. In his second season, he led the Friars to a 19-15 record overall and a 9-9 mark in league play. Included in the 9-9 BIG EAST record in 2012-13 was a 7-2 mark over the last nine games of the conference season. That impressive record marked the second best turnaround over the second half of the season in BIG EAST history. He then guided the Friars to the NIT where the squad posted a 2-0 record before losing in the quarterfinals to eventual NIT Champion Baylor.

Leading the way for the Friars in the 2012-13 season were Cotton and Batts. Cotton was named All-BIG EAST First Team after he led the league in scoring. His teammate, Batts was recognized as a co-winner of the league's Most Improved Award and earned All-BIG EAST Honorable Mention accolades.

In his first season at Providence, Cooley led the Friars to a 15-17 mark overall. The team posted an impressive 11-3 mark in non-conference action, which included an 8-0 record at home. In league action, the Friars defeated No. 14/15 Louisville, 90-59. The 31-point win marked the Friars' largest margin of victory ever over a ranked team.

Two of Cooley's players earned BIG EAST honors in his first season. Point guard Vincent Council was named All-BIG EAST Third Team and one of his first recruits, forward LaDontae Henton, earned BIG EAST All-Rookie Team accolades.

In addition to coaching the Pan Am Games team in 2019, Cooley has extensive experience with USA Basketball. In 2013, he served as a court coach during the USA U19 Training Camp for the World Championships. In 2014, Cooley served as an assistant coach for the USA U18 Team which captured a Gold Medal at the FIBA Americas Championship. He was an assistant coach for the USA U19 Team at the World Championships in Greece in 2015. Cooley helped the team win a Gold Medal, his second in as many years.

Prior to coming to Providence, Cooley guided Fairfield to a school-record 25 wins and a Metro Atlantic Athletic Conference regular season title in 2010-11. He was named the 2011 MAAC Coach of the Year. He also earned United States Basketball Writers Association (USBWA) District I Coach of the Year honors. His 2011 squad finished the season with a 25-8 mark (15-3 MAAC) and advanced to the second round of the NIT.

In five seasons at Fairfield, Cooley's teams posted a 92-69 mark, including a 58-32 record in MAAC action. Cooley became the first Fairfield head coach to guide the team to a .500 or better mark in MAAC action in each of his first five seasons. In 2009-10, he led the Stags to a 23-11 mark and the team's first post-season berth since 2003. For his efforts in 2010, Cooley was the first recipient of the Ben Jobe Award, presented annually to the top minority men's basketball coach in the nation. Prior to taking the Fairfield position, Cooley spent 10 seasons as an assistant coach for Al Skinner. He coached for one season at Rhode Island under Skinner (1996-97) and nine seasons as an assistant at Boston College (1997-06), where the Eagles posted a 175-108 mark and advanced to five NCAA Tournaments and one NIT. Cooley also helped lead the Eagles to the 2001 BIG EAST Tournament title and three BIG EAST regular season titles (2001, 2003 and 2005). In 2004-05, Boston College started the season with a school-record 20 consecutive wins. In 2005-06, the Eagles advanced to the Atlantic Coast Conference championship game against Duke. At BC, Cooley was instrumental in the recruitment of Troy Bell, a two-time BIG EAST Player of the Year. Bell also went on to play professional basketball after leaving Boston College, which included a stint in the NBA with the Memphis Grizzlies.

A 1994 graduate of Stonehill College, he was a three-time captain for the basketball team and was inducted into its Athletic Hall of Fame in 2019. Cooley began his coaching career at UMass-Dartmouth. He helped lead UMass-Dartmouth to a 25-4 mark and a No. 3 national ranking (1994-95). He returned to his alma mater, Stonehill, and served as an assistant coach for one season (1995-96) before joining Skinner's staff at URI. Cooley, a native of Providence, attended Central High School and earned two Rhode Island High School Player of the Year honors. In 2022, he was inducted into the Rhode Island Interscholastic League High School Hall of Fame. He also did a post-graduate year (1988-89) at New Hampton Prep. before attending Stonehill. He and his wife, Nurys, have one daughter, Olivia, and one son, Isaiah.



Twelfth Year at PC	21-11/13-7
Eleventh Year at PC	27-6/14-3
Tenth Year at PC	13-13/9-10
Ninth Year at PC:	19-12/12-6
Eighth Year at PC:	18-16/7-11
Seventh Year at PC:	21-14/10-8
Sixth Year at PC:	20-13/10-8
Fifth Year at PC:	24-11/10-8
Fourth Year at PC:	22-12/11-7
Third Year at PC:	23-12/10-8
Second Year at PC:	19-15/9-9
First Year at PC:	15-17/4-14
Overall at PC:	242-152
Overall at Fairfield:	92-69
17-Year CAREER:	334-221
BIG EAST TOURNAMENT:	9-9
BIG EAST LEAGUE GAMES:	119-99
NON-LEAGUE GAMES AT PC:	114-44
NCAA TOURNAMENT:	3-6 (2014, 2015, 2016, 2017, 2018, 2022)
NIT:	4-4 (2011, 2013, 2019)

2021-22 (27-6/14-3)... Squad was 27-6 and 14-3 in league play... Team posted second most wins all-time and most wins ever in league play... Team won the BIG EAST Regular Season title for first time... Team earned the highest seed ever as a 4 seed in NCAA Tournament... Team reached the NCAA Sweet 16 for first time since 1997 and sixth time all-time... Ed Cooley became the first Friar coach to be named Naismith Coach of the Year... Ed Cooley became first Friar coach to earn the BIG EAST Coach of the Year.

2020-21 (13-13/9-10)... Team posted a 13-13 mark... Nate Watson and David Duke were named Second Team All-BIG EAST.

2019-20 (19-12/12-6)... Had the largest mid-season improvement of any Division I team - a NET ranking improvement of 119 spots (156-37)... The 12 league wins was the most ever by a Friar squad... Team defeated every BIG EAST squad at least once - another first for the program... Team finished the season winning six consecutive games and eight of the last 10... Five of the those wins occurred in February over ranked teams, which marked just the fifth time in the history of college basketball that a team posted five wins over ranked squads in a calendar month during the regular season.

2018-19 (18-16/7-11)... Team posted an 18-16 mark and advanced to the NIT for its seventh consecutive post-season bid.

2017-18 (21-14/10-8)... Team posted a 21-14 mark and advanced to the NCAA Tourney for a school-record fifth consecutive season... The team extended its streak of 20 or more wins to five consecutive seasons... It marked the first time the Friars recorded five consecutive seasons with 20 or more wins since 1974-78... Team advanced to the BIG EAST Championship game for second time under Ed Cooley... Team earned three wins over top-5 ranked teams for the first time ever.

2016-17 (20-13/10-8)... Team posted a 20-13 mark and advanced to the NCAA Tourney... The Friars finished third in the BIG EAST, with a record of 10-8 despite being picked 9th in the Preseason... Ed Cooley was named NABC District 5 Coach of the Year.

2015-16 (24-11/10-8)... Team posted a 24-11 mark and advanced to the NCAA Tourney... The team won its first game in the NCAA tournament under Coach Cooley... Team reached BIG EAST Semifinals for the third straight season.

2014-15 (22-12/11-7)... Team posted a 22-12 mark and advanced to the NCAA Tourney in consecutive seasons for the first time since the 1988-89 and 1989-90 seasons... The team also posted its second consecutive season with 20 or more wins for the first time since 1992-93 and 1993-94 seasons... Friars finished with an 11-7 record which marked just the third time ever and first time since 2004 the team recorded 11 league wins.

2013-14 (23-12/10-8)... Team posted a 23-12 mark and earned most wins since 1997... Captured its second BIG EAST Tournament title and first since 1994... Advanced to the NCAA Tourney for 16th time overall and first since 2004 before losing to No. 6 seed North Carolina, 79-77... Posted a 10-8 mark in BIG EAST play - the most wins in BIG EAST since 2009.

2012-13 (19-15/9-9)... Team recorded a 19-15 record overall and a 9-9 mark in BIG EAST play... Team posted a 7-2 mark in the last nine league games, which was the second best turnaround over the second half of the season in conference history... The team posted a 2-1 mark in the NIT and advanced to the quarterfinals before being eliminated by eventual NIT Champion Baylor... Team earned its first post-season win since 2003.

2011-12 (15-17/4-14)... Team recorded an 11-3 record in non-conference action, including an 8-0 mark at home... Squad defeated No. 14/15 Louisville, 90-59, which marked the team's largest margin of victory ever over a ranked squad.

2010-11 (25-8/15-3)... Team posted a school-record 25 wins overall and a record 15 victories in conference action... Captured the MAAC regular season title... Advanced to the NIT and posted a 1-1 mark... Named MAAC Coach of the Year... Earned USBWA District 1 Coach of the Year.

2009-10 (23-11/13-5)... Team's 23 wins were second highest in program's history... Team's 13 MAAC wins tied for tops all-time at Fairfield... Led the Stags to their first post-season win in more than 30 years... Team set an NCAA Div. 1 post-season record when it overcame a 27-point second half deficit to defeat George Mason in OT... Earned the Ben Jobe Award as the top minority men's basketball coach in the nation.

2008-09 (17-15/9-9)... Led the Stags to their first winning record since 2004.

2007-08 (14-16/11-7)... Led the Stags to an 11-7 mark in MAAC action... Team posted a seven-game win streak, the longest in 20 years (1986-87).

2006-07 (13-19/10-8)... Led the Stags to a 10-8 mark in MAAC action and a fifth-place finish in his first season as a head coach

COOLEY VS. OPPONENTS (334-221)		
Team	W	L
Alabama	0	1
Albany	3	0
American (AH)	3	1
Army	2	0
Arizona	1	0
Arkansas	0	1
Austin Peay	0	1
Baylor	0	1
Belmont	1	0
Binghamton	1	0
Boston College	1	4
Brown	1	0
Bryant	3	0
Butler	18	5
Canisius	10	1
Can. Arkansas	1	0
Central Connecticut	3	0
Charleston	0	1
Charlotte	1	0
Chattanooga	1	0
Cincinnati	1	3
Colgate	1	0
Colorado State	1	0
Columbia	1	0
Connecticut	4	7
Creighton	13	11
Dartmouth	0	1
Dayton	0	1
DePaul	17	6
Drexel	2	0
Evansville	1	0
Fairfield	1	0
Fairleigh Dickinson	3	0
Florida	0	1
Florida A&M	1	0
Florida State	1	0
Fordham	2	1
George Mason	1	0
Georgetown	15	0
Grambling	1	0
Hartford	1	0
Harvard	1	0
Hofstra	0	2
Holy Cross	6	2
Houston	0	1
Houston Baptist	0	0
Howard	2	0
Illinois	1	0
Indiana	0	1
Iona	7	4
Iowa State	0	1
Kansas	0	1
Kent State	0	1
Kentucky	0	2
La Salle	1	0
Long Beach State	0	1
Loyola	8	4
Loyola-Chicago	0	1
Louisville	0	1
Maine	2	0
Manhattan	9	3
Marist	8	4
Marquette	10	12
Massachusetts	3	4
Maryland	0	2
Memphis	1	0
Merrimack	2	0
Miami	1	1
Michigan	0	1
Michigan State	0	1
Minnesota	0	1
Mississippi	0	1
Mississippi State	0	0
Missouri	0	1
Navy	1	0
New Hampshire	3	0
Niagara	6	5
Norfolk State	1	0
Northern Iowa	0	1
North Carolina	0	2
Northeastern	1	1
Northwestern	1	1
Notre Dame	2	1
NJIT	3	0
Ohio State	1	0
Penn	0	1
Penn State	0	2
Pepperdine	1	0
Pittsburgh	0	2
Providence	0	1
Rhode Island	9	3
Richmond	1	0
Rider	6	7
Robert Morris	1	0
Rutgers	2	1
Sacred Heart	7	0
Saint Joseph's	0	3
Saint Louis	1	1
Saint Peter's	1	0
Savannah State University	12	11
Seton Hall	12	11
Siena	5	8
South Carolina	2	0
South Dakota State	1	0
Southern	1	1
Southern California	1	1
St. Francis N.Y.	3	1
St. John's	15	10
Stony Brook	3	0
Stonehill	1	0
Syracuse	0	4
Texas	0	0
Texas A&M	0	1
Texas Christian	1	1
Texas Tech	1	0
UNC Asheville	1	0
USF	1	2
Vanderbilt	1	0
Vermont	4	0
Villanova	8	8
Virginia	0	2
Virginia Tech	0	1
Wagner	1	0
Wake Forest	0	1
Washington	1	0
West Virginia	0	1
Wichita State	0	1
William and Mary	1	1
Wisconsin	1	0
Xavier	10	11
Yale	2	1
Total	334	221

The Cooley Facts File

Full Name
Ed Cooley

Date of Birth
September 10, 1969

Place of Birth
Providence, R.I.

Family
Wife, Nuryrs; Daughter, Olivia;
Son, Isaiah

High School
Central High School (R.I.) '88
New Hampton Prep. (N.H.) '89

College
Stonehill '94, Major - History

Coaching Experience

2011 - Head Coach, Providence College
NIT (2013, 2019), NCAA (2014, 2015, 2016, 2017, 2018, 2022 - Sweet 16)
2019 Head Coach, USA Basketball, Bronze Medal
Pan Am Games Team

2017 Selection Committee, USA Basketball U19 Team

2015 Assistant Coach, USA Basketball U19 Team
Gold Medal, World Championship

2014 Assistant Coach, USA Basketball U18 Team
Gold Medal, FIBA America Championship

2013 Court Coach, USA Basketball U19 Team
Training Camp, FIBA World Championships

2006-11 Head Coach, Fairfield University
NIT, CIT

1997-06 Assistant Coach, Boston College
NCAA five times

1996-97 Assistant Coach, Rhode Island
NCAA

1995-96 Assistant Coach, Stonehill College
1994-95 Assistant Coach, UMass-Dartmouth

Coaching Honors
2023 - USBWA District 1 Coach of the Year
2022 - Naismith National Coach of the Year
BIG EAST Coach of the Year
Sporting News Coach of the Year
NABC District 5 Coach of the Year
USBWA District 1 Coach of the Year

2017 - NABC District 5 Coach of the Year
2014 - Rhode Island Coach of the Year
2011 - Metro Atlantic Athletic Conf. Coach of the Year
2011 - U.S. Basketball Writers District 1 Coach of the Year
2010 - Ben Jobe Award, National Coach of the Year

ED COOLEY COACHING RECORD

YEAR	SCHOOL	RECORD	PCT	CONF. REC.	FINISH	TOUR.	POST SEASON
2006-07	Fairfield	13-19	.406	10-8 (.556)	5th-Tied	0-1	
2007-08	Fairfield	14-16	.467	11-7 (.611)	5th-Tied	0-1	
2008-09	Fairfield	17-15	.531	9-9 (.500)	4th-Tied	1-1	
2009-10	Fairfield	23-11	.676	13-5 (.722)	2nd	2-1	CIT 1-1
2010-11	Fairfield	25-8	.758	15-3 (.833)	1st	1-1	NIT 1-1
2011-12	Providence	15-17	.469	4-14 (.222)	15th	0-1	
2012-13	Providence	19-15	.559	9-9 (.500)	8th-Tied	0-1	NIT 2-1
2013-14	Providence	23-12	.657	10-8 (.556)	4th	3-0 - Champs.	NCAA 0-1
2014-15	Providence	22-12	.647	11-7 (.611)	4th	1-1	NCAA 0-1
2015-16	Providence	24-11	.686	10-8 (.556)	4th	1-1	NCAA 1-1
2016-17	Providence	20-13	.606	10-8 (.556)	3rd-Tied	0-1	NCAA 0-1
2017-18	Providence	21-14	.600	10-8 (.556)	3rd-Tied	2-1	NCAA 0-1
2018-19	Providence	18-16	.529	7-11 (.389)	8th	1-1	NIT 0-1
2019-20	Providence	19-12	.613	12-6 (.667)	4th	*--	
2020-21	Providence	13-13	.500	9-10 (.474)	6th	0-1	
2021-22	Providence	27-6	.818	14-3 (.824)	1st	1-1	NCAA 2-1
2022-23	Providence	21-11	.656	13-7 (.650)	4th-Tied	0-1	NCAA 0-0
Career	16 years	334-221	.602	177-133 (.571)	Two Titles	13-15 One Title	7-10

*There was no BIG EAST or NCAA Tournament in 2019-20 due to the Covid-19 pandemic



NUMERICAL ROSTER

NO.	NAME	YEAR	POS	HGT	WGT	HOMETOWN/LAST SCHOOL
0	Alyn Breed	Jr.	G	6-3	190	Powder Springs, Ga./McEachern High School '19
1	Jayden Pierre	Fr.	G	6-2	170	Elizabeth, N.J./Long Island Lutheran High School '22
3	Quante Berry	Fr.	G	6-4	175	Cleveland, Tenn./Winston-Salem Christian School '22
4	Jared Bynum	Gr.	G	5-10	180	Largo, Md./Georgetown Prep '18/St. Joseph's
5	Ed Crosswell	RS Sr.	F	6-8	240	Philadelphia, Pa./St. Joseph's Prep '18/LaSalle
10	Noah Locke	Gr.	G	6-3	210	Baltimore, Md./McDonogh School '18/Louisville '22
13	Scott Morozov	Fr.	F	6-6	225	Toronto, Ont./Hoosac School '22
14	Corey Floyd, Jr.	RS Fr.	G	6-4	210	Franklin, N.J./Roselle Catholic High School '21/UConn
21	Clifton Moore	Gr.	F	6-11	240	Ambler, Pa./Hatboro-Horsham High School '17/LaSalle '22
22	Devin Carter	So.	G	6-3	195	Miami, Fla./Brewster Academy '21/South Carolina
23	Bryce Hopkins	So.	G/F	6-7	220	Oak Park, Ill./Fenwick High School '21/Kentucky
24	Luke Fonts	So.	G	6-1	190	Portsmouth, R.I./Portsmouth Abbey School '21
30	Rafael Castro	RS Fr.	F	6-11	220	Dover, N.J./Dover High School '21
33	Kieran O'Haire	So.	F	6-2	190	Menands, N.Y./The Albany Academy '21

Head Coach: Ed Cooley (Stonehill '94)
Associate Head Coach: Jeff Battle (Marshall '85)
Assistant Coaches: Brian Blaney (Roanoke College '94)
 Ivan Thomas (VCU '97)
Director of Basketball Operations: Kevin Kurbec (Providence '02)
Assoc. Director of Player Development.: LaDontae Henton (Providence '15)
Special Assistant to the Head Coach: Kyron Cartwright (Providence '18)
Strength Coach: Kenneth White (Vermont '92)
Athletic Trainer: Chris Hagemann (Ithaca '04)

Friars By Class: (Gr./Sr./Jr./So./Fr.)
Graduate Students (3): Jared Bynum, Noah Locke, Clifton Moore
Seniors (1): Ed Crosswell
Juniors (1): Alyn Breed
Sophomores (4): Devin Carter, Bryce Hopkins, Luke Fonts, Kieran O'Haire
Freshmen (5): Quante Berry, Rafael Castro, Corey Floyd, Scott Morozov, Jayden Pierre

Pronunciation Guide:
 Jayden Pierre – P Air
 Quante Berry – Quan Tay
 Noah Locke – Lock
 Scott Morozov – More Ozz Off



Jared Bynum #4
Graduate Student

G

5-10

180

Largo, Md./Georgetown Prep '18/Saint Joseph's

2021-22: **Named Preseason First Team All-BIG EAST**...Had five points, six rebounds and five assists versus Rider (11/8/22)...Recorded 21 points and nine assists versus Northeastern (11/12/22)...Scored 14 points versus Miami (11/19/22)...Scored 15 points and was 5-5 from the free-throw line versus St. Louis (11/20/22)...Scored seven points and had eight assists versus Columbia (11/26/22)...Scored 14 points and had five assists at Rhode Island (12/3/22)...Registered 16 points and eight rebounds versus No. 24 Marquette (12/20/22)...Scored 11 points and added seven assists at Butler (12/29/22)...Scored 18 points and grabbed four rebounds at DePaul (1/1/23)...Missed the games versus St. John's (1/7/23), Creighton (1/14/23), Marquette (1/18/23) and DePaul (1/21/23) due to an injury...Played 11 minutes and scored four points and dished off three assists versus Butler (1/25/23)...Scored 19 points (17 in the final 11 minutes) and had five assists versus Villanova (1/29/23)...Scored 11 points, had five rebounds and added six assists at No. 16 Xavier (2/1/23) and reached 1,000 career points...Had nine points, 10 assists and five rebounds at St. John's (2/11/23)...Recorded eight points, six rebounds and six assists versus No. 18 Creighton (2/14/23)...Scored 14 points on 4-6 shooting from three-point territory at No. 18 UConn (2/22/23)...Scored 18 points after shooting 6-9 from three and added six assists at Georgetown (2/26/23)...Scored 14 points versus No. 19 Xavier (3/1/23)...Scored 12 points and had three assists versus Seton Hall (3/4/23)...Scored eight points versus No. 11 UConn in BIG EAST Quarterfinals (3/9/23)...

2021-22: Scored eight points and had four assists versus Fairfield (11/9/21)...Scored nine points and dished off four assists versus Sacred Heart (11/11/21)...Registered four points, nine rebounds and seven assists at Wisconsin (11/15/21)...Scored 15 points, grabbed five rebounds and had four assists versus Northwestern (2/22/21)...Returned after missing four games with an injury and scored nine points and grabbed six rebounds at No. 20 UConn (12/18/21)...Scored 14 points and added four assists versus No. 15 Seton Hall (12/29/21)...scored 12 points, added seven assists and three rebounds at DePaul (1/1/22)...Scored 18 points and had three assists versus St. John's (1/8/22)...Scored nine points and dished off eight assists versus Georgetown (1/20/22)...Recorded 10 points and six assists versus Butler (1/23/22)...Scored 16 points and dished off four assists at No. 21 Xavier (1/26/22)...Scored four points and had six assists versus No. 22 Marquette (1/30/22)...Registered 19 points and was 4-5 from three point territory versus St. John's (2/1/22)...Scored a career-high 32 points, shot 11-15 from the field, and 7-8 from three while grabbing five rebounds, and making five steals versus Georgetown (2/6/22)...**Named BIG EAST Player of the Week (2/7/22)**...Scored a game-high 25 points, grabbed seven rebounds, had six assists and was 4-8 from three-point territory versus DePaul (2/12/22)...**Named BIG EAST Player of the Week (2/14/22)**...Registered 18 points and three assists versus No. 10 Villanova (2/15/22)...Recorded 18 points and five assists at Butler (2/20/22)...Scored 27 points, grabbed six rebounds and added four assists versus Xavier (2/23/22)...Recorded seven points, seven assists and five rebounds versus Creighton (2/26/22)...Scored 19 points, added 10 assists and had six rebounds at No. 11 Villanova (3/1/22)...**Named Secon Team All-BIG EAST (3/6/22)**...**Earned BIG EAST Sixth Man Award (3/7/22)**...Scored 16 points versus Butler in BIG EAST Quarterfinals versus Butler (3/10/22)...**Named USBWA All-District 1 (3/16/22)**...Recorded 12 points versus South Dakota State in the First Round of the NCAA Tournament (3/17/22)...Scored 10 points and had six assists versus Richmond in the Second Round of the NCAA Tournament (3/19/22).

2020-21: Scored four points and dished off eight assists in his Friar debut versus Fairfield (11/25/20)...Scored 14 points and added five assists versus Davidson (12/1/20)...Recorded eight assists at TCU (12/9/20)...Scored nine points and had eight assists at Seton Hall (12/20/20)...Scored six points, grabbed four rebounds and had four assists versus DePaul (12/27/20)...Scored 12 points and had six assists versus Butler (12/30/20)...Suffered a lower body injury versus Creighton (1/2/21)...Did not play at Xavier (1/10/21), at Marquette (1/12/21), at Creighton (1/20/21), at Villanova (1/23/21), versus Marquette (1/27/21), at Georgetown (1/30/21), versus Seton Hall (2/3/21), versus St. John's (2/6/21) and versus UConn (2/10/21) due to an injury...Returned to action at DePaul (2/13/21)...Scored 10 points, grabbed three rebounds and had three assists versus Xavier (2/24/21)...Scored 13 points at St. John's (3/3/21).

2019-20: Sat out the season due to NCAA Transfer Rules.

2018-19 (At St. Joseph's): Played in 33 games for St. Joseph's...Scored 14 points and registered two assists versus Old Dominion (11/9/18)...Recorded seven points and five assists against Monmouth (11/12/18)...Scored 11 points, grabbed five rebounds, dished out four assists, and had four steals against Wake Forest (11/15/18)...Scored six points and had four assists versus UCF (11/16/18)...Recorded 16 points and grabbed six rebounds against West Virginia (11/18/18)...Scored 12 points and registered five assists at William & Mary (11/24/18)...Scored 17 points and grabbed four rebounds against UIC (11/18/18)...Scored 23 points and five assists against Temple (12/1/18)...Scored 19 points and had six assists versus Princeton (12/5/18)...Recorded 12 points, four rebounds, and three assists against George Washington (1/6/19)...Scored 14 points and had eight assists against Duquesne (1/12/19)...Registered 12 points, seven rebounds, and nine assists versus Davidson (1/15/19)...Scored 18 points, and had six rebounds and eight assists at Saint Louis (1/18/19)...Scored 12 points and grabbed four rebounds against Richmond (1/23/19)...Recorded 14 points, five rebounds, and seven assists against Pennsylvania (1/26/19)...Scored 20 points, grabbed five rebounds, and dished out six assists against Saint Louis (2/8/19)...Registered 11 points, five rebounds, and four assists against La Salle (3/2/19)...Scored 19 points and had seven assists against URI (3/5/19)...Recorded 16 points, four rebounds, and three assists in an A-10 Tournament game against Duquesne (3/14/19).

HIGH SCHOOL: Attended Georgetown Prep in Washington D.C...Averaged 17.5 points and six assists as a senior...Named Interstate Athletic Conference Player of the Year in 2018...Led the team to IEC regular season and tournament titles...Was All-Metropolitan First-Team and All-Conference First-Team in 2018...Averaged 16 points and five assists during his junior year season...Throughout his career he was named to the All-Conference First-Team three times and scored over 1,000 points.

PROFILE:

Name: Jared Bynum
 Birthdate: March 16, 1999
 Major: Undergraduate - Management; Graduate - Higher Education with a certificate in Sports Administration
 Family: Son of Andria and Milton Bynum. Has one sister, Jaida
 Favorite Athletes: Chris Paul, Steph Curry, Kyrie Irving
 Favorite Teams: Washington Wizards

BYNUM, Jared

SEASON	TEAM	GP-GS	MIN/AVG	Field Goals			3-Point		F-Throws		Rebounds				Scoring					
				FG-FGA	FG%	3FG-3FGA	3FG%	FT-FTA	FT%	OFF	DEF	TOT	AVG	PF-FO	A	TO	BLK	STL	PTS	AVG
2018-19	SJU	33-33	1209/36.6	126-303	.416	35-102	.343	87-126	.690	15	105	120	3.6	52-0	147	63	5	44	374	11.3
2020-21	PROV	17-11	457/26.9	35-112	.313	5-42	.119	23-34	.676	4	29	33	1.9	30-0	62	21	1	17	98	5.8
2021-22	PROV	29-10	799/27.5	115-277	.415	43-104	.413	82-109	.752	7	77	84	2.9	43-0	117	60	5	28	355	12.2
2022-23	PROV	28-23	768/27.4	93-240	.388	36-113	.319	58-70	.829	10	59	69	2.5	54-0	120	47	4	24	280	10.0
TOTAL FOR PROV		74-44	2024/27.3	243-629	.386	84-259	.324	163-213	.765	21	165	186	2.5	127-0	299	128	10	69	733	9.9
TOTAL		107-77	3233/30.2	369-932	.396	119-361	.330	250-339	.737	36	270	306	2.9	179-0	446	191	15	113	1107	10.3

Single Game Highs

Statistic	Value	
Points	32	at Georgetown 02/06/22
Rebounds	9	at Villanova 12/08/18, at Wisconsin 11/15/21
Assists	10	at Villanova 03/01/22, at St. John's (NY) 02/11/23
Steals	5	at Georgetown 02/06/22
Blocks	2	at Villanova 03/01/22, vs Virginia 11/23/21, vs Northeastern 11/12/22
FG Made	11	at Georgetown 02/06/22
FG Attempts	21	vs Xavier 02/23/22
3FG Made	7	at Georgetown 02/06/22
3FG Attempts	10	vs Xavier 02/23/22
FT Made	9	vs UIC 11/28/18, vs Duquesne 03/14/19, vs Butler 03/10/22
FT Attempts	12	vs Butler 03/10/22

2022-23 Providence Basketball



Bynum Game By Game

2018-19...

#3 BYNUM, Jared

Opponent	Date	GS	MIN	Total FG-FGA	PCT	3-Pointers FGA	PCT	Free throws FTA	PCT	Rebounds OFF DEF TOT AVG	PF	A	T/O	BLK	STL	PTS	AVG				
Old Dominion	11/09/2018	*	31:07	5-8	.625	2-2	1.000	2-3	.667	0	2	2	2.0	2	2	0	14	14.0			
Monmouth	11/12/2018	*	36:31	3-11	.273	1-4	.250	0-0	.000	1	0	1	1.5	2	5	1	2	7	10.5		
vs Wake Forest	11/15/2018	*	31:53	5-7	.714	1-2	1.000	0-0	.000	0	5	5	2.7	1	4	0	4	11	10.7		
vs UCF	11/16/2018	*	33:48	3-8	.375	0-2	.000	0-0	.000	0	2	2	2.5	0	4	0	1	6	9.5		
vs West Virginia	11/18/2018	*	37:07	4-12	.333	4-6	.667	4-10	.400	1	5	6	3.2	3	2	0	3	16	10.8		
at William & Mary	11/24/2018	*	35:56	4-7	.571	2-3	.667	2-2	1.000	0	3	3	3.2	1	5	1	3	12	11.0		
UTC	11/28/2018	*	34:30	4-7	.571	0-2	.000	9-10	.900	0	4	4	3.3	2	2	0	0	17	11.9		
Temple	12/01/2018	*	33:08	7-9	.778	2-3	.667	7-8	.875	0	3	3	3.3	2	5	2	0	1	23	13.3	
at Princeton	12/05/2018	*	39:00	7-13	.538	3-6	.500	2-2	1.000	0	1	1	3.0	1	6	2	0	2	19	13.9	
at Villanova	12/08/2018	*	35:09	3-11	.273	0-2	.000	3-3	1.000	1	8	9	3.6	2	4	3	0	9	13.4		
Loyola Chicago	12/22/2018	*	30:24	2-7	.286	1-4	.250	0-0	.000	0	1	1	3.4	1	2	1	1	5	12.6		
Wagner	12/29/2018	*	36:00	4-11	.364	0-4	.000	1-1	.000	0	3	3	3.3	0	4	1	0	8	12.3		
George Mason	01/03/2019	*	32:20	2-5	.400	0-2	.000	5-6	.833	1	4	5	3.5	1	3	2	0	9	12.0		
George Washington	01/06/2019	*	37:23	5-12	.417	1-4	.250	1-2	.500	1	3	4	3.5	2	3	1	0	3	12	12.0	
at St. Bonaventure	01/09/2019	*	34:01	1-7	.143	0-2	.000	3-4	.750	0	3	3	3.5	2	3	0	1	5	11.5		
at Duquesne	01/12/2019	*	36:00	4-10	.400	1-2	.500	5-7	.714	0	3	3	3.4	3	8	1	1	14	11.7		
Davidson	01/15/2019	*	40:00	4-9	.444	1-3	.333	3-5	.600	2	5	7	3.6	1	9	3	0	1	12	11.7	
at Saint Louis	01/18/2019	*	40:00	5-15	.333	2-5	.400	6-8	.750	1	5	6	3.8	2	8	3	0	3	18	12.1	
Richmond	01/22/2019	*	40:00	4-9	.444	1-3	.333	3-4	.750	0	0	0	3.6	2	4	3	0	0	12	12.1	
Penn	01/26/2019	*	40:00	5-14	.357	1-3	.333	3-6	.500	1	4	5	3.7	3	7	4	0	0	14	12.2	
at Dayton	02/09/2019	*	40:00	2-10	.200	1-5	.200	0-1	.000	0	5	5	3.7	1	5	4	0	0	5	11.8	
Massachusetts	02/29/2019	*	40:00	3-8	.375	0-1	.000	4-6	.667	1	4	5	3.8	1	4	5	1	2	10	11.7	
at La Salle	01/04/2020	*	40:00	1-9	.111	0-1	.000	2-4	.500	0	3	3	3.7	1	5	3	0	1	4	11.4	
Saint Louis	02/08/2019	*	39:03	8-13	.615	3-6	.500	1-3	.333	0	5	5	3.8	2	6	1	0	1	20	11.8	
St. Bonaventure	02/12/2019	*	38:21	2-11	.182	1-5	.200	0-0	.000	0	0	0	3.6	0	3	1	0	1	5	11.5	
at Davidson	02/15/2019	*	40:00	2-5	.400	1-2	.500	1-3	.333	0	4	4	3.7	2	8	0	0	1	6	11.3	
at Massachusetts	02/22/2019	*	40:00	5-6	.833	1-2	.500	0-0	.000	0	1	1	3.6	3	5	2	0	2	12	11.3	
at Fordham	02/27/2019	*	37:16	2-9	.222	0-5	.000	2-3	.667	3	3	6	3.6	2	2	1	0	2	6	11.1	
La Salle	03/02/2019	*	40:00	3-6	.500	0-0	.000	5-10	.500	1	4	5	3.7	3	4	2	0	4	11	11.1	
Rhode Island	03/05/2019	*	41:56	6-9	.667	3-4	.750	4-4	1.000	0	2	2	3.6	1	7	1	0	0	19	11.4	
at VCU	03/08/2019	*	40:00	5-6	.833	0-1	.000	0-0	.000	0	3	3	3.6	1	5	1	2	10	11.3		
vs Duquesne	03/14/2019	*	36:00	3-8	.375	1-5	.200	9-10	.900	4	4	4	3.6	1	3	1	0	0	16	11.5	
vs Davidson	03/19/2019	*	36:00	3-9	.333	1-1	1.000	0-0	.000	1	3	4	3.6	1	2	3	0	2	7	11.3	
Totals			33	1208:51	126-303	.416	33-102	.343	87-126	.690	15	105	120	3.6	52	147	63	5	44	374	11.3

2020-21...

#4 BYNUM, Jared

Opponent	Date	GS	MIN	Total FG-FGA	PCT	3-Pointers FGA	PCT	Free throws FTA	PCT	Rebounds OFF DEF TOT AVG	PF	A	T/O	BLK	STL	PTS	AVG				
Fairfield	11/25/2020	*	24:04	0-4	.000	0-1	.000	4-4	1.000	0	0	0	0.0	4	8	0	0	2	4	4.0	
vs Indiana	11/30/2020	*	34:08	3-8	.375	0-4	.000	3-4	.750	1	1	2	1.0	2	1	1	0	0	9	6.5	
vs Davidson	12/01/2020	*	36:15	5-8	.625	0-2	.000	4-6	.667	0	1	1	1.0	1	5	0	1	1	14	9.0	
vs Alabama	12/02/2020	*	26:17	0-7	.000	0-4	.000	0-1	.000	0	1	1	1.0	3	4	1	0	0	6	6.8	
Fairleigh Dickinson	12/05/2020	*	28:46	1-4	.250	0-3	.000	1-1	1.000	0	3	3	1.4	1	0	2	1	2	3	6.0	
at TCU	12/09/2020	*	23:54	1-6	.167	0-3	.000	0-0	.000	0	1	1	1.3	3	8	1	0	1	2	5.3	
at Seton Hall	12/20/2020	*	42:46	4-14	.286	1-3	.333	0-0	.000	1	2	3	1.6	2	8	2	0	2	9	5.9	
at Butler	12/23/2020	*	30:53	2-5	.400	1-3	.333	0-1	.000	0	3	3	1.8	3	3	2	0	0	5	5.8	
DePaul	12/27/2020	*	35:58	2-8	.250	0-3	.000	2-6	.333	0	4	4	2.0	1	4	3	0	3	6	5.8	
Butler	12/30/2020	*	36:31	3-8	.375	0-2	.000	6-6	1.000	0	0	0	1.8	2	6	1	0	1	12	6.4	
Creighton	01/02/2021	*	09:12	0-1	.000	0-0	.000	0-0	.000	0	1	1	1.7	1	2	0	0	1	0	5.8	
at DePaul	02/13/2021		06:44	0-2	.000	0-0	.000	0-0	.000	0	1	1	1.7	0	1	1	0	0	0	5.3	
at UConn	02/16/2021		14:17	2-2	1.000	0-0	.000	0-1	.000	0	1	1	1.6	1	2	1	0	0	4	5.2	
Xavier	02/24/2021		21:22	3-5	.600	2-4	.500	2-2	1.000	0	3	3	1.7	2	3	2	0	0	10	5.6	
at St. John's (NY)	03/03/2021		28:14	6-13	.462	1-4	.250	0-0	.000	1	1	2	1.7	2	3	0	0	0	13	6.1	
Villanova	03/06/2021		29:08	1-8	.125	0-3	.000	0-0	.000	0	1	1	1.7	1	1	1	0	1	2	5.8	
DePaul	03/10/2021		28:48	2-9	.222	0-3	.000	1-2	.500	1	5	6	1.9	1	3	3	0	2	5	5.8	
Totals			11	457:26	35-112	.313	5-42	.119	23-34	.676	4	29	33	1.9	30	62	21	1	17	98	5.8

2021-22...

#4 BYNUM, Jared

Opponent	Date	GS	MIN	Total FG-FGA	PCT	3-Pointers FGA	PCT	Free throws FTA	PCT	Rebounds OFF DEF TOT AVG	PF	A	T/O	BLK	STL	PTS	AVG			
Fairfield	11/09/2021	*	25:00	2-4	.500	0-1	.000	4-6	.667	0	2	2	2.0	0	4	2	0	2	8	8.0
Sacred Heart	11/11/2021	*	20:02	2-5	.400	1-2	.500	4-5	.800	1	0	1	1.5	1	4	0	1	1	9	8.5
at Wisconsin	11/15/2021	*	27:30	1-10	.100	0-4	.000	2-3	.667	1	8	9	4.0	2	7	5	0	1	4	7.0
New Hampshire	11/18/2021	*	18:06	1-3	.333	1-2	.500	0-0	.000	0	0	0	3.0	0	1	0	0	0	3	6.0
vs Northwestern	11/22/2021	*	24:28	5-9	.556	3-5	.600	2-2	1.000	0	5	5	3.4	3	4	2	0	1	15	7.8
vs Virginia	11/23/2021	*	18:58	0-4	.000	0-2	.000	2-2	1.000	0	0	0	2.8	1	3	2	2	2	2	6.8
Saint Peter's	11/27/2021	*	06:55	1-2	.500	1-2	.500	0-0	.000	0	1	1	2.6	2	3	0	0	0	3	6.3
at UConn	12/18/2021		26:22	4-9	.444	1-3	.333	0-0	.000	0	6	6	3.0	0	1	0	0	2	9	6.6
Seton Hall	12/29/2021		28:34	6-11	.545	0-0	.000	2-2	1.000	0	3	3	3.0	1	4	3	0	1	14	7.4
at DePaul	01/01/2022		29:22	4-9	.444	1-2	.500	3-4	.750	1	2	3	3.0	1	7	1	0	2	12	7.9
at Marquette	01/04/2022	*	25:05	3-9	.333	2-5	.400	1-3	.333	0	0	0	2.7	0	3	0	0	0	9	8.0
St. John's (NY)	01/08/2022		31:58	5-12	.417	0-3	.000	8-9	.889	0	1	1	2.6	3	4	4	0	1	18	8.8
Georgetown	01/20/2022		28:23	4-9	.500	1-3	.333	0-0	.000	1	1	2	2.5	2	8	4	0	0	9	8.8
at Xavier	01/23/2022		29:14	4-10	.400	2-3	.667	0-0	.000	0	1	1	2.4	2	6	2	0	1	10	8.9
at Xavier	01/26/2022		26:30	6-12	.500	1-2	.500	3-4	.750	0	2	2	2.4	3	4	2	0	1	16	9.4
Marquette	01/30/2022		28:43	2-8	.250	0-3	.000	0-0	.000	0	1	1	2.3	1	6	1	0	1	4	9.1
at St. John's (NY)	02/01/2022		29:03	5-8	.625	4-5	.800	5-5	1.000	0	2	2	2.3	2	4	3	0	1	19	9.6
at Georgetown	02/06/2022		31:25	11-15	.733	7-8	.875	3-3	1.000	0	5	5	2.4	2	2	4	0	5	32	10.9
DePaul	02/12/2022		36:57	8-15	.533	4-8	.500	5-7	.714	1	6	7	2.7	2	6	3	0	1	25	11.6
Villanova	02/15/2022		32:39	7-13	.538	2-5	.400	2-5												



Noah Locke #10
Grad Student G 6-3 210 Baltimore, Md./McDonogh School '18/Louisville '22

2022-23 : Registered 10 points in his Friar debut versus Rider (11/8/22)...Recorded 13 points versus Northeastern (11/12/22)...Scored 14 points and was 4-6 from three-point territory versus Stonehill (11/15/22)...Registered nine points and four rebounds versus Miami (11/19/22)...Scored 14 points and grabbed seven rebounds versus Merrimack (11/23/22)...Scored 10 points versus Columbia (11/26/22)...Scored 13 points at Rhode Island (12/3/22)...Scored 13 points and made two steals versus UAlbany (12/10/22)...Registered 10 points and four assists at Seton Hall (12/17/22)...Scored seven points at Butler (12/29/22)...Registered 17 points and was 3-6 from three-point territory versus No. 4 UConn (1/4/23)...Had a game-high 20 points and was 5-8 from three-point territory versus St. John's (1/7/23)...Scored 12 points at Creighton (1/14/23)...Scored a career-high 29 points and a career-high seven three-pointers versus DePaul (1/21/23)...Scored eight points versus Butler (1/25/23)...Scored 22 points and was 6-7 from three at No. 16 Xavier (2/1/23)...Scored 11 points and grabbed five rebounds versus Georgetown (2/8/23)...Scored 20 points and grabbed five rebounds versus No. 18 Creighton (2/14/23)...Scored 16 points and was 6-9 from the field versus Villanova (2/18/23)...Scored 11 points at No. 18 UConn (2/22/23)...Scored 12 points and was 2-3 from three-point territory at Georgetown (2/26/23)...Scored 15 points and grabbed four rebounds versus No. 19 Xavier (3/1/23)...Was 4-7 from three-point territory and scored 14 points versus No. 11 UConn in the BIG EAST Quarterfinals (3/9/23)...

2021-22 (At Louisville): Scored 16 points against Southern (11/9/21), which tied for the 11th most scored in a Cardinal debut...Led the Cardinals with 20 points vs. Furman (11/12/21)...Scored 16 points and was 4-6 from three versus Detroit Mercy (11/20/21)...Scored his 1,000th career point against Maryland (11/27/21) after scoring 933 points in three seasons at Florida and 308 in the Cardinals' 32 games...Matched his top scoring effort of the season with 20 points at Western Kentucky (12/18/21), his fifth collegiate game with 20 or more points...Led the Cards with 17 points vs. Wake Forest (12/29/21), connecting on a season-high 5-of-7 three-point goals and scoring 14 of his points in the second half...Scored 15 points versus Pittsburgh (1/15/22) and was 3-7 from three...Had 15 points versus Clemson (2/19/22)...Passed 1,200 career points with 14 at Wake Forest (2/26/22), finishing the year with 1,241 points...Scored 16 points against Georgia Tech (3/8/22) in the ACC Tournament first round, adding season highs of seven rebounds and four assists...Made 38 percent of his three-pointers in ACC games (41-of-108)...Ranked 12th in the ACC in three-pointers made per game (2.1)...Was a double figure scorer in 18 games, in five of the last 10, 12 of the last 21 games, and in 67 games over his collegiate career...

Led the Cardinals in scoring in five games.

2020-21 (at Florida): Registered 12 points versus Boston College (12/3/20)...Notched his 10th career game with five-plus made 3-pointers, hitting five of six attempts vs. Stetson (12/6/20), including four in a five-minute span during the second half...Hit the go-ahead 3-pointer in the comeback win vs. Ole Miss (1/12/21), part of a 14-0 Florida run to close out the game...Registered 14 points versus Tennessee (1/19/21)...Recorded 16 points at Georgia (1/23/21)...Scored 19 points in the win at No. 11 West Virginia (1/30/21), including 4-for-7 from 3-point range...Scored 15 points versus South Carolina (2/3/21)...Recorded 13 points on 5-12 shooting from the field versus Vanderbilt (3/11/21)...Scored 17 points in 31 minutes of action versus Oral Roberts (3/21/21) in the NCAA Tournament...Averaged 15.3 points per game during the Gators' season-best four-game winning streak, shooting 13-for-30 (.433) from 3-point range during that stretch...Averaged 10.6 points per game and hit a team-high 57 3-pointers, starting 24 of 25 games and scoring double figures 14 times...Ranked fifth in the SEC with 2.3 3-point field goals per game.

2019-20 (At Florida): Scored 14 points in the season opener versus North Florida (11/5/19)...Recorded 13 points versus Saint Joseph's (11/21/19)...Scored 13 points against Xavier (11/24/19)...Scored 11 points and was 3-4 from three versus Providence at the Barclays Center (12/17/19)...Earned his first career double-double vs. Long Beach State (12/28/19) with 16 points and 10 rebounds...Was 6-9 from the field as he scored 18 points at Alabama (1/4/20)...Scored 14 points and was 4-7 from three versus Auburn (1/18/20)...Scored 16 points and was 4-7 from three at LSU (1/21/20)...Hit five 3-pointers versus Vanderbilt (2/1/20) and made three or more in 10 SEC games...Scored a season-best 21 in the road victory at Texas A&M (2/12/20)...Scored 19 points and was 6-8 from three versus Vanderbilt (2/15/20)...Registered 15 points at Tennessee (2/29/20)...Was 7-12 from the field as he scored 17 points at Georgia (3/4/20)...Scored 14 points versus Kentucky (3/7/20)...Averaged 10.6 points per game and improved his 3-point percentage by more than five percent, hitting at a .432 clip from long range (79-for-183)...Shot .481 from 3-point range in SEC play, tied for the highest in league play by an SEC player with 50+ makes since 1996 (John Jenkins, Vanderbilt).

2018-19 (At Florida): Scored 11 points versus Stanford as he shot 3-6 from three (11/22/18)...Recorded 18 points after shooting 7-11 from the field versus North Florida (11/27/18)...Became the first Gator since Michael Frazier II to have back-to-back games with 5+ 3-pointers, hitting five against Mercer (12/18/18) and FGCU (12/22/18)...Made his first career start and scored 11 points in the Battle 4 Atlantis win vs. Stanford (11/22/18)...Registered 17 points and made five threes versus South Carolina (1/5/19)...Scored 16 points versus Tennessee (1/12/22)...Exploded for 27 points, including 7-for-13 from 3-point range, in the win vs. Texas A&M (1/22/19)...Scored 22 points with 6-for-11 shooting beyond the arc vs. Ole Miss (1/30/19)...Had 17 points at Tennessee (2/9/19) after making 5-8 from three...Registered 15 points at LSU (2/20/19)...Averaged 9.4 points, second on the team, and hit 2.3 3-pointers per game, fifth in the SEC, while appearing in all 36 games with 26 starts...Led the team with a .379 3-point percentage and 81 made 3-pointers...Had six games with five or more made 3-pointers marked the most all-time by a UF freshman...Starting alongside fellow freshmen Keyontae Johnson and Andrew Nembhard, Locke was part of the first freshman trio to start at Florida since 1999 when LaDarius Halton, Udonis Haslem and Mike Miller started together...Had a streak of nine straight double-figure scoring games was the longest by a Florida freshman since Bradley Beal had 10 straight in 2011-12...Had six games with 5+ 3-pointers surpassed Kenny Boynton's old record (four) for the most such games by a Florida freshman.

HIGH SCHOOL: Was the all-time leading scorer at the McDonogh School in Owings Mills, Md. with 2,350 career points...Averaged 21.6 points, seven rebounds and five assists per game in earning USA Today First Team 2017-18 All-USA Maryland Boys Basketball honors...Averaged 18 points, six rebounds and three assists while shooting 45 percent from the field, 40 percent from three-point range as a junior...Ranked No. 64 by Rivals.com, No. 73 in the ESPN 100, and No. 80 in the 247Sports.com composite.

PROFILE

Name: Noah Locke
 Birthdate: May 10, 1999
 Major: Undergraduate - Sport Administration; Graduate - Higher Education with a certificate in Sports Administration
 Family: Son of Kyle and Vanessa Locke. Has one brother, Kayel. Has one sister, Paris
 Favorite Athletes: LeBron James, Kevin Durant
 Favorite Book: Diary of a Wimpy Kid
 Favorite Comedian: Kat Williams
 Biggest Thrill in Sports: Advancing to NCAA Tournament twice while at Florida

LOCKE, Noah

SEASON	TEAM	GP-GS	MIN/AVG	Field Goals		3-Point		F-Throws		Rebounds				Scoring						
				FG-FGA	FG%	3FG-3FGA	3FG%	FT-FTA	FT%	OFF	DEF	TOT	AVG	PF-FO	A	TO	BLK	STL	PTS	AVG
2018-19	UF	36-26	913/25.4	113-301	.375	81-214	.379	31-40	.775	22	60	82	2.3	48-0	21	13	0	16	338	9.4
2019-20	UF	31-29	924/29.8	115-268	.429	79-183	.432	20-28	.714	7	71	78	2.5	30-0	22	23	1	20	329	10.6
2020-21	UF	25-24	726/29.0	94-221	.425	57-141	.404	21-27	.778	10	50	60	2.4	37-0	17	27	5	16	266	10.6
2021-22	LOU	32-25	840/26.2	110-307	.358	68-199	.342	20-28	.714	14	61	75	2.3	37-0	31	33	2	13	308	9.6
2022-23	PROV	32-31	889/27.8	129-297	.434	70-180	.389	27-34	.794	14	61	75	2.3	47-0	30	30	1	14	355	11.1
TOTAL FOR PROV		32-31	889/27.8	129-297	.434	70-180	.389	27-34	.794	14	61	75	2.3	47-0	30	30	1	14	355	11.1
TOTAL		156-135	4292/27.5	561-1394	.402	355-917	.387	119-157	.758	67	303	370	2.4	199-0	121	126	9	79	1596	10.2

Single Game Highs

Statistic	Value
Points	29 vs DePaul 01/21/23
Rebounds	10 vs Long Beach St. 12/28/19
Assists	4 vs Georgia Tech 03/08/22, at Seton Hall 12/17/22
Steals	4 vs Xavier 11/24/19
Blocks	2 at Vanderbilt 12/30/20
FG Made	11 vs DePaul 01/21/23
FG Attempts	19 vs Furman 11/12/21
3FG Made	7 vs Texas A&M 01/22/19, vs DePaul 01/21/23
3FG Attempts	15 vs South Carolina 01/05/19
FT Made	5 vs West Virginia 12/04/18, at West Virginia 01/30/21
FT Attempts	7 vs Alabama 01/04/20

2018-23 Providence Basketball



Locke Game By Game

2018-19..

#10 LOCKE, Noah

Opponent	Date	GS	MIN	Total FG-FGA	PCT	3FG-3FGA	PCT	FT-FTA	PCT	Rebounds OFF DEF TOT AVG	PF	A	TO	BLK	STL	PTS	AVG				
at Florida St.	11/06/2018	13:00	1-6	.167	1-2	.500	1-2	.500	0	1	1	1	0	0	0	4	4.0				
Charleston So.	11/09/2018	15:00	3-7	.429	2-6	.333	0-0	.000	0	1	1	1	0	0	0	8	6.0				
La Salle	11/12/2018	12:00	2-4	.500	1-3	.333	0-0	.000	0	0	0	0	0	0	0	3	5.0				
vs Oklahoma	11/21/2018	23:00	3-6	.500	3-6	.500	0-0	.000	0	3	1	3	0	0	0	1	9.0				
vs Stanford	11/22/2018 *	21:00	4-11	.364	3-6	.500	0-0	.000	1	1	2	4	2	0	0	11	7.0				
vs Butler	11/23/2018 *	19:00	2-6	.333	1-5	.200	0-0	.000	0	0	1	2	0	0	0	5	6.7				
North Florida	11/27/2018	18:00	7-11	.636	4-6	.667	0-0	.000	0	3	3	1	4	1	0	0	18.3				
vs West Virginia	11/28/2018	17:00	1-5	.200	1-4	.250	5-6	.833	1	2	3	1	6	1	1	0	8.3				
Michigan St.	12/08/2018 *	20:00	1-3	.333	0-1	.000	0-0	.000	1	0	1	1	6	0	0	2	7.6				
Mercer	12/18/2018 *	33:00	6-13	.462	5-11	.455	1-3	.333	1	3	4	1	1	0	0	0	18.8				
vs FGCU	12/22/2018 *	21:00	5-9	.556	5-9	.556	0-0	.000	0	2	2	1	2	1	0	15	9.2				
Butler	12/29/2018 *	25:00	4-12	.333	3-6	.500	1-2	.500	1	4	5	2	1	0	0	0	12.9				
South Carolina	01/05/2019 *	30:00	5-16	.313	5-15	.333	2-2	1.000	0	4	4	2	1	0	0	2	17.0				
at Arkansas	01/09/2019	25:00	4-8	.500	2-4	.500	2-2	1.000	2	3	5	2	4	1	1	0	10.0				
Tennessee	01/12/2019 *	30:00	4-10	.400	4-9	.444	4-4	1.000	0	0	2	3	1	0	1	0	16.0				
at Mississippi St.	01/15/2019 *	31:00	4-9	.444	1-4	.250	3-4	.750	0	2	2	3	0	1	0	1	12.0				
at Georgia	01/19/2019 *	29:00	3-8	.375	2-6	.333	2-3	.667	0	3	3	2	3	1	0	0	12.0				
Texas A&M	01/22/2019 *	32:00	9-18	.500	7-13	.538	2-2	1.000	0	2	2	3	1	0	1	0	27.1				
at LSU	01/26/2019 *	35:00	2-9	.222	1-5	.200	2-2	1.000	1	1	2	3	2	1	0	0	7.1				
Ole Miss	01/30/2019 *	42:00	7-13	.538	6-11	.545	2-2	1.000	2	1	3	2	3	1	1	0	22.1				
Kentucky	02/02/2019 *	33:00	2-12	.167	2-7	.286	0-0	.000	1	4	5	2	4	0	1	0	6.1				
at Auburn	02/05/2019 *	33:00	4-9	.444	2-5	.400	0-0	.000	0	2	2	2	4	1	0	0	10.1				
at Tennessee	02/09/2019 *	26:00	6-10	.600	5-8	.625	0-2	.000	0	2	2	4	2	1	1	0	17.1				
Vanderbilt	02/13/2019 *	32:00	1-10	.100	1-9	.111	0-0	.000	0	2	4	6	2	2	1	0	1	3.1			
at Alabama	02/15/2019 *	26:00	1-10	.100	0-3	.000	0-0	.000	0	0	2	4	2	1	0	1	10.8				
at LSU	02/20/2019 *	36:00	5-13	.385	3-9	.333	2-2	1.000	3	2	5	2	5	1	0	0	15.1				
Missouri	02/23/2019 *	31:00	1-6	.167	1-5	.200	0-0	.000	0	2	2	2	5	1	0	0	1	3.0			
at Vanderbilt	02/27/2019 *	33:00	2-6	.333	1-4	.250	0-0	.000	0	2	2	2	5	0	0	0	5.0				
Georgia	03/02/2019 *	24:00	3-7	.429	1-5	.200	0-0	.000	0	2	2	2	5	0	0	0	7.1				
LSU	03/04/2019 *	29:00	3-6	.500	2-4	.500	2-2	1.000	2	1	3	2	5	2	0	0	10.0				
at Kentucky	03/09/2019 *	24:00	2-4	.500	1-3	.333	0-0	.000	0	1	1	2	5	1	0	0	5.0				
vs Arkansas	03/14/2019 *	24:00	1-9	.111	0-3	.000	0-0	.000	3	1	4	2	5	1	1	0	3	2.9			
vs LSU	03/15/2019 *	10:00	0-3	.000	0-3	.000	0-0	.000	0	0	0	2	4	1	0	0	0	9.6			
vs Auburn	03/16/2019	18:00	3-4	.750	2-3	.667	0-0	.000	0	0	0	2	4	0	0	0	8.6				
vs Nevada	03/21/2019	20:43	3-3	.333	1-3	.333	2-2	1.000	0	0	2	4	0	0	0	0	5.0				
vs Michigan	03/23/2019 *	23:04	3-11	.273	2-8	.250	0-0	.000	1	2	2	3	2	0	0	0	9.4				
Totals			26	912:47	113-301	.375	81-214	.379	31-40	.775	22	60	82	23	48	23	13	0	16	338	10.6

2020-21..

#10 LOCKE, Noah

Opponent	Date	GS	MIN	Total FG-FGA	PCT	3FG-3FGA	PCT	FT-FTA	PCT	Rebounds OFF DEF TOT AVG	PF	A	TO	BLK	STL	PTS	AVG				
vs Army West Point	12/02/2020	29:42	2-9	.250	1-3	.333	2-2	1.000	1	2	3	3	0	2	0	1	7.0				
vs Boston College	12/03/2020	25:02	5-12	.417	2-7	.286	0-0	.000	0	3	3	3	0	1	0	0	12.9				
vs Stetson	12/06/2020 *	15:51	5-7	.714	5-6	.833	0-0	.000	0	1	1	2	3	0	0	0	15.1				
at Florida St.	12/12/2020 *	24:16	2-6	.333	2-5	.400	2-2	1.000	0	0	1	8	2	1	3	0	8.5				
at Vanderbilt	12/20/2020 *	28:41	4-6	.667	2-3	.667	0-1	.000	0	2	2	1	2	2	1	0	10.4				
LSU	01/02/2021	25:59	3-9	.333	0-5	.000	0-1	.000	0	3	3	2	0	1	0	2	6.9				
at Alabama	01/05/2021 *	30:28	4-11	.364	3-6	.500	0-1	.000	1	1	2	2	0	1	0	0	11.9				
Kentucky	01/09/2021	23:03	2-7	.286	1-4	.250	0-0	.000	1	0	1	1	9	0	0	0	5.9				
Ole Miss	01/12/2021 *	37:58	4-8	.500	3-6	.500	4-4	1.000	1	3	4	2	1	1	0	0	15.9				
at Mississippi St.	01/16/2021 *	38:49	3-10	.300	2-6	.333	0-0	.000	1	1	2	2	1	1	0	0	8.9				
Tennessee	01/19/2021	34:44	5-13	.385	2-3	.667	2-3	.667	2	3	2	3	1	1	0	1	14.1				
at Georgia	01/23/2021 *	36:57	4-12	.333	5-10	.500	4-4	1.000	0	2	2	2	2	2	0	0	16.1				
Vanderbilt	01/27/2021 *	34:27	4-12	.333	3-7	.429	1-2	.500	1	4	5	2	4	1	1	0	12.1				
at West Virginia	01/30/2021 *	26:37	5-10	.500	4-7	.571	5-6	.833	0	5	2	6	3	1	1	0	19.1				
South Carolina	02/03/2021 *	30:08	5-9	.556	3-7	.429	2-2	1.000	1	2	3	2	1	1	0	0	15.1				
at Arkansas	02/06/2021	30:49	2-9	.222	1-5	.200	0-0	.000	1	1	2	6	0	1	0	0	5.1				
Georgia	02/20/2021 *	30:24	3-10	.300	3-10	.300	0-0	.000	0	1	2	2	2	2	0	0	10.0				
at Auburn	02/23/2021 *	27:08	3-7	.429	2-5	.400	0-0	.000	0	0	2	5	2	1	1	0	8.1				
at Kentucky	02/27/2021 *	24:22	2-4	.500	2-4	.500	0-0	.000	0	2	2	2	5	0	1	0	6.1				
Missouri	03/03/2021	29:24	4-8	.500	3-6	.500	0-0	.000	0	1	1	2	4	1	1	1	11.6				
at Tennessee	03/07/2021	24:41	3-7	.429	1-3	.333	1-1	1.000	0	3	3	2	4	0	1	0	1	8.1			
vs Vanderbilt	03/11/2021 *	34:44	5-12	.417	3-8	.375	2-3	.667	0	2	2	2	2	2	0	0	1	10.1			
vs Tennessee	03/12/2021 *	25:27	2-5	.400	2-4	.500	0-0	.000	0	2	2	2	3	1	0	1	0	6.1			
vs Virginia Tech	03/19/2021 *	37:15	4-8	.500	0-1	.000	2-2	1.000	1	1	2	3	0	0	0	0	10.4				
vs Oral Roberts	03/21/2021 *	30:39	7-11	.636	3-7	.429	0-0	.000	0	4	4	2	4	1	0	1	0	17.1			
Totals			24	725:59	94-221	.425	57-141	.404	21-27	.778	10	50	60	24	37	17	27	5	16	266	10.6

2022-23..

#10 LOCKE, Noah

Opponent	Date	GS	MIN	Total FG-FGA	PCT	3FG-3FGA	PCT	FT-FTA	PCT	Rebounds OFF DEF TOT AVG	PF	A	TO	BLK	STL	PTS	AVG
Rider	11/08/2022	33:35	3-11	.273	2-8	.250	2-2	1.000	0	1	1	1	0	1	0	1	10.0
Northeastern	11/12/2022 *	30:00	5-11	.455	2-7	.286	1-2	.500	0	1	1	1	3	2	0	0	13.1
Stonewall	11/15/2022 *	21:29	5-8	.625	4-6	.667	0-0	.000	1	2	3	1	7	0	1	0	14.2
vs Miami (FL)	11/19/2022 *	26:56	3-9	.333	1-4	.250	2-2	1.000	0	4	4	2	3	1	0	0	9.1
vs Saint Louis	11/20/2022 *	23:43	2-10	.200	2-7	.286	0-0	.000	0	2	2	2	0	1	1	0	6.1
Merrimack																	



Clifton Moore #21
Grad Student F 6-11 240 **Ambler, Pa./Hatboro-Horsham High School '17/LaSalle '22**

2022-23: Scored eight points and blocked four shots in his Friar debut versus Rider (11/8/22)...Registered 15 points, five rebounds, two steals and one block versus Northeastern (11/12/22)...Recorded 16 points, eight rebounds and three blocked shots versus Stonehill (11/15/22)...Scored eight points and grabbed six rebounds versus Columbia (11/26/22)...Scored 14 points at Rhode Island (12/3/22)...Scored 12 points and grabbed six rebounds versus Manhattan (12/7/22)...Scored seven points and grabbed eight rebounds at Butler (12/29/22)...Registered five rebounds and two assists versus No. 4 UConn (1/4/23)...Scored 12 points and was 5-6 from the field versus Butler (1/25/23)...Had two points, two rebounds and three blocks at Villanova (1/29/23)...Scored eight points and grabbed six rebounds versus Georgetown (2/8/23)...Scored five points and grabbed four rebounds at No. 18 UConn (2/22/23)...Scored eight points, grabbed six rebounds and blocked three shots at Georgetown (2/26/23)...

2021-22 (At LaSalle): Recorded 14 points and six rebounds at Delaware (11/17/2021)... Turned away six shots to go along with four points and seven rebounds versus Army (11/17/2021)... Notched 15 points, eight rebounds, and five blocks versus Holy Cross (12/04/2021)... Recorded 13 points and six rebounds versus Penn (12/11/21)... Scored a season-high 26 points with eight rebounds and five blocks versus Fordham (12/30/2021)... Tallied his first double-double of the season with 21 points and 12 rebounds versus VCU (1/08/2022)... Had 17 points and 10 rebounds at St. Bonaventure (1/11/2022)... Had third consecutive double-double of the season against Saint Joseph's with 16 points and 10 rebounds (1/17/2022)... Recorded 19 points and secured 12 boards versus Richmond (1/22/2022)... Registered 13 points and 10 rebounds with six coming on the offensive glass at George Washington (2/02/2022)... Registered 23 points, five rebounds, and four blocks against Saint Louis (2/8/2022)... Recorded 20 points, five rebounds, and four blocks at Saint Louis (2/16/2022)... Scored 16 points versus Massachusetts (2/19/22)... Scored 16 points with seven rebounds versus Dayton (2/26/2022)... Recorded 19 points with seven rebounds and four blocks versus Saint Joseph's (3/9/2022)... Started all 30 games for the Explorers... Led the team in scoring (12.3 ppg), rebounding (6.1 rpg) and blocks (2.8 bpg)... Ranked

13th in the nation in blocks per game (2.8).

2020-21 (At LaSalle): Scored nine points and grabbed five rebound versus Saint Peter's (11/27/20)... Had 12 points at Maryland (12/22/20)... Narrowly missed double-double in big win at Dayton (12/30/20), scoring nine points and adding 10 rebounds... Had 11 points in win over Saint Louis (2/3/21)... Registered 12 games with multiple blocks, including season-high four in win over Duquesne (2/24/21)... Played in 23 games during his first season with the Explorers, including 18 starts... Was one of the top shot blockers in the Atlantic 10, ranking seventh in the category (1.4 bpg)... Was fourth on team in field goal percentage (.495).

2019-20 (At LaSalle): Sat out season due to NCAA transfer rules.

2018-19 (At Indiana): Totaled career-high four points and three rebounds in eight minutes against Chicago State (11/6/18)... Established a career-high against Montana State (11/9/18) with five rebounds... Had an assist against Duke (11/27/18)... Came off the bench at Penn State (12/4/18) and provided a big boost with a conventional three-point play and four rebounds in seven minutes... Had a career-high five points and added three rebounds in five minutes of action against Nebraska (1/14/19)... Played in 15 games, averaging 1.3 points and 1.7 rebounds.

2017-18 (At Indiana): Played in first collegiate game, registering an offensive rebound and two blocked shots in six minutes against Howard (11/12/17)... Played seven minutes against USF (11/19/17) with a rebound and a blocked shot... Scored his first basket and added two rebounds against Tennessee Tech (12/21/17)... Had a basket and an assist against Youngstown State (12/29/17)... Played key minutes against Northwestern (1/14/18) and had two blocks and a steal... Tallied two boards in seven minutes at Michigan State (1/19/18)... Pulled down two rebounds and added a blocked shot at Rutgers (2/5/18)... Had his first career basket in the Big Ten against Minnesota (2/9/18)... Saw action in nine games.

HIGH SCHOOL: A 2017 graduate of Hatboro-Horsham High School... Coached by Ed Enoch... Was ranked as the No. 102 recruit in the country in the country according to Scout.com... Averaged 20 points and 10 rebounds as a senior... Scored 20 points to go with 13 rebounds and nine blocked shots in the District 1-6A game against Central Bucks West... Scored 28 points in District 1 Class AAAA playoffs against Strath Haven and would go on to earn a spot in the PIAA Class AAAA tournament as a junior... Played in the Jordan Brand Regional Game at the Barclays Center in Brooklyn... Had 11 points, two rebounds, an assist and a block for the Blue Team... Played AAU for Hoopdreamz and was coached by Jonathan Michels.

PROFILE

Name: Clifton Moore
 Birthdate: August 18, 1999
 Major: Undergraduate - Business/Marketing; Graduate - Higher Education with a certificate in Sports Administration
 Family: Son of Clifton and Kandi Moore
 Interests/Hobbies: Music and Fashion
 Favorite Teams: Philadelphia 76ers
 Favorite Athletes: Kobe Bryant and Kyrie Irving

MOORE, Clifton

SEASON	TEAM	GP-GS	MIN/AVG	Field Goals		3-Point		F-Throws		Rebounds				Scoring						
				FG-FGA	FG%	3FG-3FGA	3FG%	FT-FTA	FT%	OFF	DEF	TOT	AVG	PF-FO	A	TO	BLK	STL	PTS	AVG
2017-18	IND	9-0	43/4.8	3-12	.250	0-2	.000	0-0	.000	2	6	8	0.9	6-0	2	2	6	1	6	0.7
2018-19	IND	15-0	60/4.0	7-11	.636	0-0	.000	5-12	.417	7	18	25	1.7	9-0	4	4	3	3	19	1.3
2020-21	LaS	23-18	437/19.0	55-111	.495	10-31	.323	20-32	.625	26	66	92	4.0	49-0	14	24	33	3	140	6.1
2021-22	LaS	30-30	912/30.4	145-296	.490	15-61	.246	81-112	.723	58	126	184	6.1	75-3	37	46	83	12	386	12.9
2022-23	PROV	32-1	421/13.2	59-119	.496	6-22	.273	27-36	.750	43	65	108	3.4	43-0	11	18	39	12	151	4.7
TOTAL FOR PROV		32-1	421/13.2	59-119	.496	6-22	.273	27-36	.750	43	65	108	3.4	43-0	11	18	39	12	151	4.7
TOTAL		109-49	1873/17.2	269-549	.490	31-116	.267	133-192	.693	136	281	417	3.8	182-3	68	94	164	31	702	6.4

Single Game Highs

Statistic	Value
Points	26 vs Fordham 12/30/21
Rebounds	12 vs VCU 01/08/22, vs Richmond 01/22/22
Assists	4 vs Holy Cross 12/04/21, at Massachusetts 02/19/22
Steals	2 5 times
Blocks	7 vs Saint Joseph's 03/02/22
FG Made	12 vs Fordham 12/30/21
FG Attempts	17 vs Fordham 12/30/21
3FG Made	3 at Maryland 12/22/20
3FG Attempts	6 vs Massachusetts 01/26/22
FT Made	8 at Delaware 11/17/21
FT Attempts	10 at Delaware 11/17/21



Ed Crowell #5
RS Senior

F

6-8

240

Philadelphia, Pa./St. Joseph's Prep '18/LaSalle

2022-23: Recorded a double-double with 13 points and 10 rebounds versus Rider (11/8/22)...Recorded eight points, four rebounds and two blocks versus Northeastern (11/12/22)...Registered 16 points and nine rebounds versus Stonehill (11/15/22)...Recorded a double-double with 11 points and 10 rebounds versus St. Louis (11/20/22)...Scored 17 points and grabbed seven rebounds versus Merrimack (11/23/22)...Recorded 13 points and five rebounds versus Columbia (11/26/22)...Registered 10 points and six rebounds at Rhode Island (12/3/22)...Scored 15 points and grabbed six rebounds versus Manhattan (12/7/22)...Scored 18 points and grabbed seven rebounds versus UAlbany (12/10/22)...Recorded 21 points and nine rebounds at Seton Hall (12/17/22)...Recorded 20 points and six rebounds versus No. 24 Marquette (12/20/22)...Recorded a double-double with 15 points and 10 rebounds at Butler (12/29/22)...Scored five points and grabbed 10 rebounds at DePaul (1/1/23)...Posted a double-double with 13 points and 13 rebounds versus No. 4 UConn (1/4/23)...Scored 14 points and grabbed nine rebounds versus St. John's (1/7/23)...Registered 10 points and 10 rebounds at Creighton (1/14/23)...Registered 20 points and seven rebounds at No. 20 Marquette (1/18/23)...Scored eight points and grabbed nine rebounds versus DePaul (1/21/23)...Scored 14 points at Villanova (1/29/23)...Scored 21 points and grabbed nine rebounds versus No. 16 Xavier (2/1/23)...Scored 12 points versus Georgetown (2/8/23)...Had nine points and eight rebounds at St. John's (2/11/23)...Scored 14 points and grabbed six rebounds versus No. 18 Creighton (2/14/23)...Scored 21 points and grabbed 10 rebounds and eclipsed 1,000 points for his career versus Villanova (2/18/23)...Recorded 25 points, 13 rebounds, six assists and three blocks at Georgetown (2/26/23)...Registered 17 points and 13 rebounds versus No. 19 Xavier (3/1/23)...Scored 13 points and grabbed nine rebounds versus Seton Hall (3/4/23)...

2021-22: Scored four points and grabbed four rebounds versus Sacred Heart (11/11/21)...Scored 11 points on 5-5 shooting and grabbed six rebounds versus Texas Tech (12/1/21)...Scored 13 points and grabbed 15 rebounds while shooting 5-6 from the field versus Rhode Island (12/4/21)...Scored 11 points on 5-6 shooting and grabbed four rebounds at No. 20 UConn (12/18/21)...Recorded six points and five rebounds at DePaul (1/1/22)...Scored 11 points and grabbed seven rebounds at Marquette (1/4/22)...Scored 15 points and was 7-7 from the field versus Georgetown (1/23/22)...Scored 10 points and grabbed six rebounds at No. 21 Xavier (1/26/22)...Scored eight points and was 4-4 from the field at St. John's (2/1/22)...Recorded four points and seven rebounds at Georgetown (2/6/22)...Scored eight points and grabbed seven rebounds versus No. 10 Villanova (2/15/22)...Scored seven points and grabbed four rebounds versus Creighton (2/26/22)...Had four points and six rebounds at No. 11 Villanova (3/1/22)...Recorded two points and nine rebounds versus South Dakota State in the First Round of the NCAA Tournament (3/17/22)...Scored six points and grabbed five rebounds Richmond in the Second Round of the NCAA Tournament (3/19/22)...Scored nine points and grabbed six rebounds versus Kansas in the Sweet 16 of the NCAA Tournament (3/25/22).

2020-21: Scored 10 points and grabbed six rebounds in his Friar debut versus Fairfield (11/25/20)...Scored five points and made three steals versus Alabama (12/2/20)...Was 4-5 from the field and scored eight points at TCU (12/9/20).

2019-20 (At LaSalle): Played in 26 games for LaSalle, averaged 10.4 points and 7.6 rebounds, while shooting 60.2 percent from the field...Ranked third in the nation in offensive rebounding rate at 18.5 percent...Scored 10 or more points in 18 of the 26 games he played...Led the team in rebounding...Recorded a double-double with 11 points and 10 rebounds in a win versus Murray State (11/25/19)...Registered 18 points and 12 rebounds in an overtime win versus South Alabama (11/27/19)...Scored 14 points and grabbed 19 rebounds at Villanova (12/1/19)...Scored 18 points and collected 15 rebounds in a win versus Fairleigh Dickinson (12/21/19)...Scored 14 points and recorded seven rebounds versus No. 20 Dayton (1/2/20)...Had 13 points and 11 rebounds at Richmond (1/22/20)...Posted a career best game of 24 points and 18 rebounds versus St. Louis (1/29/20)...Posted his seventh double-double of the season with 10 points and 12 rebounds at Duquesne (2/2/20)...Scored 14 points and recorded eight rebounds versus Saint Joseph's (2/8/20).

2018-19 (At LaSalle): Played in 31 games for LaSalle, averaged 4.6 ppg and 7.0 rpg...Led the team in rebounding...Grabbed 98 offensive rebounds in 31 games (3.2 per game), which ranked third in the Atlantic 10...Ranked first in the nation among offensive rebound percentage at 18.1 percent...Recorded five points and nine rebounds versus Drexel (11/17/18)...Scored 10 points and registered four rebounds versus No. 23 Villanova (12/17/18)...Posted his first career double-double with 11 points, 14 rebounds and three steals versus Bucknell (12/4/18)...Scored 11 points and recorded seven rebounds at VCU (1/9/19)...Recorded nine points and 11 rebounds versus UMass (1/30/19)...Had nine points and 16 rebounds at Richmond (2/2/19)...Scored nine points and grabbed 16 rebounds versus Duquesne (2/13/19)...Posted a double-double with 10 points and 14 rebounds at Saint Louis (2/16/19)...Grabbed 10 rebounds at St. Bonaventure (2/20/19)...Registered 11 rebounds and two assists versus Davidson (2/27/19).

HIGH SCHOOL: Attended St. Joseph's Prep...Averaged 13.5 ppg as a senior at St. Joseph's Prep where his team advanced to the semifinals of the PIAA Class 6A Tournament...Averaged 15 points and 12 rebounds per game as a junior...Recorded a triple-double (17 points, 10 rebounds, 10 blocks) in a win over West Catholic as a junior...Was coached by Speedy Morris at St. Joseph's...Earned Second Team All-Catholic League honors in his junior and senior seasons.

PROFILE:

Name: Edward Jamal Crowell

Birthdate: September 6, 1999

Major: Sports Broadcasting/Communication

Family: Son of Delilah Giddings. Has one sister, Amber Crowell, and two brothers, Kaliem Crowell and David Giddings.

Favorite Athletes: Paul George, D'Andre Swift

Favorite Teams: Philadelphia Eagles, Philadelphia 76ers

CROWELL, Ed

SEASON	TEAM	GP-GS	MIN/AVG	Field Goals		3-Point		F-Throws		Rebounds				Scoring						
				FG-FGA	FG%	3FG-3FGA	3FG%	FT-FTA	FT%	OFF	DEF	TOT	AVG	PF-FO	A	TO	BLK	STL	PTS	AVG
2018-19	LaS	31-9	590/19.0	55-100	.550	0-0	.000	33-52	.635	98	118	216	7.0	64-2	18	43	21	14	143	4.6
2019-20	LaS	26-25	566/21.8	109-181	.602	0-0	.000	53-96	.552	95	102	197	7.6	76-1	16	53	14	18	271	10.4
2020-21	PROV	26-0	182/7.0	27-54	.500	0-0	.000	5-21	.238	27	22	49	1.9	26-0	4	18	5	8	59	2.3
2021-22	PROV	33-0	488/14.8	75-116	.647	0-1	.000	24-43	.558	65	90	155	4.7	75-1	10	29	22	20	174	5.3
2022-23	PROV	32-32	922/28.8	164-271	.605	1-2	.500	93-141	.660	125	117	242	7.6	91-3	23	46	30	36	422	13.2
TOTAL FOR PROV		91-32	1592/17.5	266-441	.603	1-3	.333	122-205	.595	217	229	446	4.9	192-4	37	93	57	64	655	7.2
TOTAL		148-66	2747/18.6	430-722	.596	1-3	.333	208-353	.589	410	449	859	5.8	332-7	71	189	92	96	1069	7.2

Single Game Highs

Statistic	Value	
Points	25	at Georgetown 02/26/23
Rebounds	18	vs Saint Louis 01/29/20
Assists	6	at Georgetown 02/26/23
Steals	4	vs South Dakota St. 03/17/22
Blocks	5	vs Massachusetts 01/30/19
FG Made	10	vs Saint Louis 01/29/20
FG Attempts	16	vs Saint Louis 01/29/20, at Georgetown 02/26/23
3FG Made	1	vs Xavier 03/01/23
3FG Attempts	1	at Xavier 01/26/22, at Georgetown 02/26/23, vs Xavier 03/01/23
FT Made	9	vs UConn 01/04/23
FT Attempts	10	vs UConn 01/04/23, at Georgetown 02/26/23, vs Xavier 03/01/23

2022-23 Providence Basketball



Croswell Game By Game

2018-19...

#11 CROSWELL, Ed

Table of game statistics for Providence basketball team in 2018-19 season, listing opponents, dates, and various statistical categories like FG, 3-Pointers, Free Throws, etc.

2020-21...

#21 CROSWELL, Ed

Table of game statistics for Providence basketball team in 2020-21 season, listing opponents, dates, and various statistical categories.

2022-23...

#5 CROSWELL, Ed

Table of game statistics for Providence basketball team in 2022-23 season, listing opponents, dates, and various statistical categories.

2019-20...

#11 CROSWELL, Ed

Table of game statistics for Providence basketball team in 2019-20 season, listing opponents, dates, and various statistical categories.

2021-22...

#5 CROSWELL, Ed

Table of game statistics for Providence basketball team in 2021-22 season, listing opponents, dates, and various statistical categories.



Alyn Breed #0
Junior

G

6-3

190

Powder Springs, Ga./McEachern High School'19

2022-23: Scored five points and had two assists versus Northeastern (11/12/22)...Scored six points versus Miami (11/19/22)... Had four points, three assists and three rebounds versus Merrimack (11/23/22)...Scored nine points and had three rebounds versus Columbia (11/26/22)...Scored nine points and was 4-5 from the field at Rhode Island (12/3/22)...Scored 12 points and added three assists versus Manhattan (12/7/22)...Scored 10 points versus UAlbany (12/10/22)...Had six points and four rebounds at Seton Hall (12/17/22)...Scored 13 points and was 7-8 from the free-throw line versus No. 24 Marquette (12/20/22)...Scored two points and grabbed six rebounds versus No. 4 UConn (1/4/23)...Scored 14 points and grabbed four rebounds versus St. John's (1/7/23)...Had eight points and seven rebounds at Creighton (1/14/23)...Had nine points and four assists at No. 20 Marquette (1/18/23)...Scored five points and grabbed four rebounds at Georgetown (2/26/23)...

2021-22: Scored 15 points and had three assists versus Sacred Heart (11/11/21)...Recorded six points and two rebounds at Wisconsin (11/15/21)...Recorded six points and four rebounds versus New Hampshire (11/18/21)...Scored seven points versus Texas Tech (12/1/21)...Scored eight points versus Vermont (12/7/21)...Scored nine points and was 6-6 from the free-throw line versus Georgetown (1/20/22)...Scored seven points and was 5-6 from the free-throw line versus Xavier (2/23/22)...Scored seven points versus Creighton in the BIG EAST Semifinals (3/11/22)...Recorded five points versus South Dakota State in the First Round

of the NCAA Tournament (3/17/22).

2020-21: Grabbed two rebounds in his Friar debut versus Fairfield (11/25/20)...Scored nine points and was 4-5 from the field versus Alabama (12/2/20)...Scored eight points versus Fairleigh Dickinson (12/5/20)...Scored 15 points, grabbed six rebounds and had three assists at No. 11 Creighton (1/20/21)...Scored a game-high 18 points and grabbed 11 rebounds at No. 3 Villanova (2/23/21)...Scored eight points and grabbed six rebounds versus Marquette (1/27/21)...Scored 10 points, grabbed five rebounds and dished off five assists at Georgetown (1/20/21)...Scored nine points versus St. John's (2/6/21)...Scored seven points and grabbed four rebounds versus UConn (2/10/21)...Scored nine points at DePaul (2/13/21)...Scored 14 points at UConn (2/16/21).

HIGH SCHOOL: Completed a post-graduate year IMG Academy in Bradenton, Fla., in 2019-20...Averaged 16.0 points, 4.7 rebounds, 3.5 assists and 1.5 steals per game at IMG...Shot 82 percent from the free-throw line and 60 percent from the field at IMG...Attended McEachern High School in Powder Springs, Ga., for four years 2016-19...Averaged 14.0 points, 6.0 rebounds and 4.0 assists in 2019...Helped lead McEachern to a 32-0 mark with wins over eight nationally ranked high schools and a No. 1 national ranking...Captured the 2019 Georgia Class 7A State Championship...Helped team win tournament titles at City of Palms Classic, the Bass Pro Shops Tournament of Champions and the HoopHall Classic...Played for the AOT Running Rebels for seven years...Averaged 13.0 points, 3.0 rebounds and 3.5 assists in the EYBL in 2019.

PROFILE:

Name: Alyn Breed

Birthdate: July 7, 2001

Major: Sociology

Family: Son of Sharon Chambliss-Breed and Al Breed.

Favorite Athlete: Allen Iverson

Favorite Food: Pasta

BREED, Alyn

SEASON	TEAM	GP-GS	MIN/AVG	Field Goals		3-Point		F-Throws		Rebounds				Scoring						
				FG-FGA	FG%	3FG-3FGA	3FG%	FT-FTA	FT%	OFF	DEF	TOT	AVG	PF-FO	A	TO	BLK	STL	PTS	AVG
2020-21	PROV	23-13	438/19.0	39-96	.406	9-34	.265	27-37	.730	3	46	49	2.1	35-0	20	20	2	10	114	5.0
2021-22	PROV	33-8	432/13.1	30-103	.291	9-42	.214	38-47	.809	8	33	41	1.2	48-0	27	30	1	18	107	3.2
2022-23	PROV	31-9	584/18.8	51-128	.398	13-47	.277	38-46	.826	5	70	75	2.4	54-1	48	39	0	24	153	4.9
TOTAL		87-30	1454/16.7	120-327	.367	31-123	.252	103-130	.792	16	149	165	1.9	137-1	95	89	3	52	374	4.3

Single Game Highs

Statistic	Value	
Points	18	at Villanova 01/23/21
Rebounds	11	at Villanova 01/23/21
Assists	5	at Georgetown 01/30/21
Steals	3	vs Vermont 12/07/21, vs DePaul 01/21/23
Blocks	1	vs Indiana 11/30/20, vs Fairleigh Dickinson 12/05/20, at Villanova 03/01/22
FG Made	5	at Villanova 01/23/21, at UConn 02/16/21, vs Sacred Heart 11/11/21
FG Attempts	11	at UConn 02/16/21
3FG Made	3	vs Sacred Heart 11/11/21
3FG Attempts	5	vs St. John's (NY) 02/06/21, vs Marquette 12/20/22
FT Made	7	vs Marquette 12/20/22
FT Attempts	8	at Creighton 01/20/21, vs Marquette 12/20/22



Devin Carter #22
Sophomore G 6-3 195 Miami, Fla./Brewster Academy '21/South Carolina

2022-23: Scored nine points, grabbed seven rebounds and had five steals versus Rider (11/8/22)...Scored nine points and grabbed three rebounds versus Northeastern (11/12/22)...Recorded 14 points and four rebounds versus Stonehill (11/15/22)...Scored 11 points versus Miami (11/19/22)...Scored 10 points versus St. Louis (11/20/22)...Recorded a double-double with 12 points and 10 rebounds versus Merrimack (11/23/22)...Scored eight points and was 2-3 from three-point territory versus Columbia (11/26/22)...Recorded 17 points and shot 10-13 from the free-throw line at TCU (11/30/22)...Scored 10 points and had three assists at Rhode Island (12/3/22)...Scored 12 points, grabbed five rebounds and had three steals versus Manhattan (12/7/22)...Registered 11 points and grabbed five rebounds versus UAlbany (12/10/22)...Recorded eight points and three rebounds at Seton Hall (12/17/22)...Had 20 points, four assists, four rebounds and three steals versus No. 24 Marquette (12/20/22)...Scored 21 points, had three assists and made four steals at Butler (12/29/22)...Scored 22 points, made five steals and had four rebounds at DePaul (1/1/23)...Scored 11 points and grabbed four rebounds versus No. 4 UConn (1/4/23)...Scored 19 points, grabbed five rebounds and had five assists versus St. John's (1/7/23)...Had 13 points, six rebounds and three assists at Creighton (1/14/23)...Recorded 18 points, four rebounds and three assists at No. 20 Marquette (1/18/23)...Scored 10 points and had five assists versus DePaul (1/21/23)...Registered a double-double with 10 points and 10 rebounds versus Butler (1/25/23)...Scored 12 points, had six rebounds, made three assists and recorded two steals at Villanova (1/29/23)...Scored 15 points and grabbed five rebounds at No. 16 Xavier (2/1/23)...Scored 12 points, grabbed nine rebounds and had seven assists versus Georgetown (2/8/23)...Scored 12 points, grabbed seven rebounds and had four assists versus St. John's (2/11/23)...Scored 25 points and grabbed eight rebounds versus No. 18 Creighton (2/14/23)...Scored 12 points and grabbed five rebounds versus Villanova (2/18/23)...Scored 12 points, grabbed seven rebounds, added five assists and made three steals at Georgetown (2/26/23)...Scored 15 points versus No. 19 Xavier (3/1/23)...Scored 14 points and grabbed five rebounds versus Seton Hall (3/4/23)...**Named All-BIG EAST Honorable Mention (3/5/23)**...Had nine points and three steals versus UConn in the BIG EAST Quarterfinals (3/9/23)...**Named USBW All-District 1 (3/14/23)**...

2021-22 (At South Carolina): Tallied his first Gamecock points versus USC Upstate, finishing with seven points (11/09/21)...Notched his collegiate double-digit game with 16 points and a career-best 8-8 from the free-throw line versus Western Kentucky (11/14/21)...Scored 16 points in 24 minutes of action versus Florida State (12/12/21)...Tallied a career-high 22 points versus Army (12/22/21)...Played season high 31 minutes at Arkansas (1/08/22) and scored 20 points with a career-best 3-5 performance from behind the arc...Registered 13 points versus Tennessee (2/5/22)...Recorded six assists against Kentucky (2/08/22)...Registered 21 points as he shot 8-13 from the field at Georgia (2/12/22)...Grabbed 11 rebounds to go along with 16 points off the bench versus Ole Miss (2/15/22)...Scored 17 points and grabbed seven rebounds versus Missouri (3/1/22)...Played in 30 games for University of South Carolina...Started seven of the 29 games he played...Led the team in free throws made (75) and attempted (107)...Scored 15 or more points seven times... Scored double figures in 13 contests...Averaged 9.0 points and 3.8 rebounds per game.

HIGH SCHOOL: Attended Brewster Academy for a post-grad year in 2020-21...Played junior and senior seasons of high school basketball at Doral Academy (Florida), averaging 28.8 points and 8.7 rebounds per game as a senior before his season ended due to an injury...Named Player of the Year in Florida's Class 7A during high school career; also earned Florida Association of Basketball Coaches First Team All-State Honors for Class 7A...Played freshman and sophomore seasons at Cherry Creek in Colorado...Was rated as a four-star prospect, according to ESPN.com, Rivals.com and 247Sports.com. He was ranked No. 94 by ESPN.com, No. 92 by Rivals.com and No. 86 by 247Sports.com.

PROFILE

Name: Devin Carter
 Birthdate: March 18, 2002
 Major: Undeclared
 Family: Son of Anthony and Cassie Carter. Has one brother, Joshua Carter. Father, Anthony played basketball at the University of Hawaii, and serves as an assistant coach for the Miami Heat. He played in the NBA for 13 seasons.

CARTER, Devin

SEASON	TEAM	GP-GS	MIN/AVG	Field Goals			3-Point		F-Throws		Rebounds				Scoring					
				FG-FGA	FG%	3FG-3FGA	3FG%	FT-FTA	FT%	OFF	DEF	TOT	AVG	PF-FO	A	TO	BLK	STL	PTS	AVG
2021-22	USC	30-7	562/18.7	89-212	.420	16-60	.267	77-112	.688	34	80	114	3.8	41-0	54	63	10	26	271	9.0
2022-23	PROV	32-32	1020/31.9	137-316	.434	34-110	.309	112-155	.723	39	119	158	4.9	64-0	78	53	34	57	420	13.1
TOTAL FOR PROV		32-32	1020/31.9	137-316	.434	34-110	.309	112-155	.723	39	119	158	4.9	64-0	78	53	34	57	420	13.1
TOTAL		62-39	1583/25.5	226-528	.428	50-170	.294	189-267	.708	73	199	272	4.4	105-0	132	116	44	83	691	11.1

Single Game Highs

Statistic	Value	
Points	25	vs Creighton 02/14/23
Rebounds	11	at Ole Miss 02/15/22
Assists	7	vs Georgetown 02/08/23
Steals	5	vs Rider 11/08/22, at DePaul 01/01/23
Blocks	4	at DePaul 01/01/23, vs DePaul 01/21/23
FG Made	9	at Butler 12/29/22, vs Creighton 02/14/23
FG Attempts	17	vs Creighton 02/14/23
3FG Made	3	at Arkansas 01/18/22, vs Creighton 02/14/23
3FG Attempts	6	vs DePaul 01/21/23
FT Made	10	at TCU 11/30/22
FT Attempts	13	at TCU 11/30/22



2021-22...

#23 CARTER, Devin

Opponent	Date	GS	MIN	Total		3-Pointers		Free throws		Rebounds			PF	A	TO	BLK	STL	PTS	AVG		
				FG-FGA	PCT	3FG-3FGA	PCT	FT-FTA	PCT	OFF	DEF	TOT								AVG	
USC Upstate	11/09/2021	18:57	3-10	.300	0-2	.000	1-2	.500	0	1	1	1	0	0	0	1	0	7	7.0		
vs Princeton	11/12/2021	12:52	2-5	.400	0-1	.000	2-4	.500	2	1	3	2	0	1	1	0	0	6	6.5		
vs Western Ky.	11/14/2021	26:09	4-10	.400	0-2	.000	8-8	1.000	2	6	8	4	0	1	4	0	1	16	9.7		
UAB	11/18/2021	20:22	3-6	.500	0-1	.000	6-10	.600	0	4	4	4	0	3	3	4	0	12	10.3		
Wofford	11/23/2021	15:45	2-4	.500	1-1	1.000	2-2	1.000	0	4	4	4	0	3	2	4	1	0	7	9.6	
Rider	11/28/2021	19:26	1-8	.125	1-3	.333	2-3	.667	0	4	4	4	0	2	0	2	0	5	8.8		
at Coastal Carolina	12/01/2021	13:03	0-2	.000	0-0	.000	0-0	.000	1	1	2	3	0	2	2	0	1	0	7.6		
Georgetown	12/05/2021	19:32	1-5	.200	0-1	.000	2-2	1.000	2	2	4	3	3	4	1	1	0	4	7.1		
vs Florida St.	12/12/2021	24:13	6-12	.500	0-2	.000	4-7	.571	3	4	7	4	1	3	0	2	0	16	8.1		
Allen	12/14/2021	16:09	6-9	.667	0-3	.000	0-0	.000	1	6	7	4	0	4	4	2	2	12	8.5		
Army West Point	12/22/2021	25:02	8-13	.615	1-3	.333	5-6	.833	1	2	3	4	0	2	0	0	3	22	9.7		
Auburn	01/04/2022	06:33	0-2	.000	0-1	.000	0-0	.000	0	0	0	3	1	0	2	0	0	0	8.9		
at Vanderbilt	01/08/2022	14:34	2-4	.500	0-1	.000	1-2	.500	1	2	3	8	2	0	4	0	0	5	8.6		
at Tennessee	01/11/2022	14:10	1-2	.500	1-1	1.000	1-5	.200	1	3	4	3	1	2	2	0	2	4	8.3		
Florida	01/15/2022	15:51	3-4	.750	1-1	1.000	0-0	.000	1	0	1	3	3	1	1	0	2	7	8.2		
at Arkansas	01/18/2022	* 30:59	6-14	.429	3-5	.600	5-10	.500	3	3	6	3	1	1	6	1	2	20	8.9		
Georgia	01/22/2022	* 09:33	3-6	.500	1-3	.333	0-0	.000	0	0	0	3	6	2	0	0	1	7	8.8		
Vanderbilt	01/26/2022	* 07:36	0-2	.000	0-0	.000	0-0	.000	0	1	1	3	4	1	0	3	0	0	8.3		
at Texas A&M	01/29/2022	* 13:22	1-6	.167	1-2	.500	2-2	1.000	0	1	1	3	3	0	3	0	0	5	8.2		
at Mississippi St.	02/01/2022	* 25:53	2-9	.222	1-4	.250	5-6	.833	0	2	2	3	0	1	1	0	1	10	8.3		
Tennessee	02/05/2022	* 25:56	3-10	.300	1-4	.250	6-8	.750	2	3	5	3	0	2	2	0	2	13	8.5		
Kentucky	02/08/2022	* 20:40	3-10	.300	0-1	.000	1-2	.500	2	2	4	3	1	6	3	0	2	7	8.4		
at Georgia	02/12/2022	22:55	8-13	.615	2-4	.500	3-3	1.000	1	3	4	4	2	2	1	0	21	9.0			
at Ole Miss	02/15/2022	28:52	5-10	.500	0-2	.000	6-9	.667	5	6	11	3	1	4	0	0	1	16	9.3		
LSU	02/19/2022	14:34	3-6	.500	1-3	.333	3-5	.600	0	1	1	3	6	1	1	2	0	10	9.3		
Mississippi St.	02/23/2022	19:08	2-5	.400	0-1	.000	2-2	1.000	2	0	2	3	5	0	5	1	0	6	9.2		
at Alabama	02/26/2022	16:04	2-3	.667	0-0	.000	2-2	1.000	0	5	5	3	6	1	4	1	1	6	9.0		
Missouri	03/01/2022	23:08	5-10	.500	1-4	.250	6-7	.857	1	7	8	3	2	0	2	1	1	17	9.3		
at Auburn	03/05/2022	20:21	0-5	.000	0-0	.000	0-0	.000	2	2	4	3	2	3	0	0	1	0	9.0		
vs Mississippi St.	03/10/2022	20:48	4-7	.571	0-2	.000	2-5	.400	1	4	5	3	1	0	4	0	1	10	9.0		
Totals			7	562:26	89-212	.420	16-60	.267	77-112	.688	34	80	114	3.8	41	54	63	10	26	271	9.0

2022-23...

#22 CARTER, Devin

Opponent	Date	GS	MIN	Total		3-Pointers		Free throws		Rebounds			PF	A	TO	BLK	STL	PTS	AVG		
				FG-FGA	PCT	3FG-3FGA	PCT	FT-FTA	PCT	OFF	DEF	TOT								AVG	
Rider	11/08/2022	*	33:17	2-6	.333	0-2	.000	5-8	.625	2	5	7	7	0	3	1	2	1	5	9	9.0
Northeastern	11/12/2022	*	23:31	4-7	.571	0-0	.000	1-1	1.000	1	2	3	5	0	1	1	0	1	9	9.0	
Stonehill	11/15/2022	*	24:23	6-12	.500	1-5	.200	1-1	1.000	1	3	4	7	2	0	2	0	1	14	10.7	
vs Miami (FL)	11/19/2022	*	36:14	3-9	.333	1-4	.250	4-6	.667	0	2	2	4	0	4	0	2	0	1	11	10.8
vs Saint Louis	11/20/2022	*	36:41	3-9	.333	2-4	.500	2-2	1.000	1	4	5	4	2	4	3	2	1	10	10.6	
Merrimack	11/23/2022	*	34:27	5-8	.625	0-1	.000	2-3	.667	4	6	10	5	2	0	2	7	2	12	10.8	
Columbia	11/26/2022	*	25:36	3-6	.500	2-3	.667	0-0	.000	0	3	3	4	9	0	1	1	0	0	8	10.4
at TCU	11/30/2022	*	29:03	3-7	.429	1-4	.250	10-13	.769	0	3	3	4	6	3	2	5	0	1	17	11.3
at Rhode Island	12/03/2022	*	29:30	3-9	.333	0-3	.000	4-6	.667	2	1	3	4	4	0	3	1	1	2	10	11.1
Manhattan	12/07/2022	*	22:44	4-5	.800	2-2	1.000	2-4	.500	1	4	5	4	5	0	2	2	1	3	12	11.2
UIabany	12/10/2022	*	20:33	2-5	.400	0-2	.000	7-8	.875	0	5	5	4	5	1	0	0	1	0	11	11.2
at Seton Hall	12/17/2022	*	25:53	2-5	.400	1-3	.333	3-3	1.000	0	3	3	4	4	1	0	2	3	8	10.9	
Marquette	12/20/2022	*	41:30	5-12	.417	2-4	.500	8-12	.667	2	2	4	4	4	4	2	0	3	20	11.6	
at Butler	12/29/2022	*	33:39	9-16	.563	1-2	.500	2-4	.500	0	3	3	4	3	1	3	1	4	21	12.3	
at DePaul	01/01/2023	*	28:02	8-13	.615	1-2	.500	5-9	.556	1	3	4	3	1	1	0	4	5	22	12.9	
UConn	01/04/2023	*	30:35	2-8	.250	2-5	.400	5-8	.625	2	2	4	3	2	1	2	1	1	11	12.8	
St. John's (NY)	01/07/2023	*	35:49	5-11	.455	1-2	.500	8-9	.889	0	5	4	3	3	5	1	1	1	19	13.2	
at Creighton	01/14/2023	*	37:37	4-14	.286	1-5	.200	4-4	1.000	2	4	6	4	1	3	2	3	0	13	13.2	
at Marquette	01/18/2023	*	39:15	5-9	.556	2-5	.400	6-7	.857	2	2	4	4	1	3	2	1	2	18	13.4	
DePaul	01/21/2023	*	35:45	3-10	.300	2-6	.333	2-2	1.000	0	3	3	4	3	0	5	4	0	10	13.3	
Butler	01/25/2023	*	25:55	3-8	.375	1-2	.500	3-4	.750	1	9	10	4	6	0	4	2	1	2	10	13.1
at Villanova	01/29/2023	*	32:33	4-12	.333	0-4	.000	4-4	1.000	3	3	6	4	6	0	3	1	1	2	12	13.0
at Xavier	02/01/2023	*	42:14	6-14	.429	1-5	.200	2-2	1.000	1	4	5	7	4	4	2	0	2	15	13.1	
Georgetown	02/08/2023	*	32:33	4-12	.333	0-3	.000	4-6	.667	2	7	9	4	8	4	7	1	0	1	12	13.1
at St. John's (NY)	02/11/2023	*	38:06	5-10	.500	1-3	.333	1-2	.500	5	2	7	4	9	4	4	3	2	1	12	13.0
Creighton	02/14/2023	*	45:03	9-17	.529	3-5	.600	4-5	.800	1	7	8	5	0	2	1	0	2	1	25	13.5
Villanova	02/18/2023	*	25:57	4-6	.667	1-2	.500	3-5	.600	0	5	5	5	3	2	2	1	1	12	13.4	
at UConn	02/22/2023	*	29:12	3-10	.300	0-3	.000	1-2	.500	0	4	4	5	0	3	1	0	2	1	7	13.2
at Georgetown	02/26/2023	*	34:48	5-13	.385	1-5	.200	1-2	.500	2	5	7	5	1	2	5	1	0	3	12	13.2
Xavier	03/01/2023	*	31:33	5-12	.417	2-4	.500	3-4	.750	1	2	3	5	0	4	1	1	0	2	15	13.2
Seton Hall	03/04/2023	*	32:47	5-12	.417	1-5	.200	3-5	.600	2	3	5	0	3	0	1	2	1	14	13.3	
vs UConn	03/09/2023	*	25:30	3-9	.333	1-5	.200	2-4	.500	0	3	3	4	9	1	2	1	0	3	9	13.1
Totals			32	1020:16	137-316	.434	34-110	.309	112-155	.723	39	119	158	4.9	64	78	53	34	57	420	13.1



Luke Fonts #24
Sophomore

G **6-1** **190** **Portsmouth, R.I./Portsmouth Abbey School '21**

2021-22: Played his first collegiate game at Georgetown (2/6/22)...Saw action in the NCAA Tournament (Second Round) versus Richmond (3/19/22).

HIGH SCHOOL: Attended Portsmouth Abbey School in Portsmouth R.I...Played varsity basketball for Coach Clarence Chenoweth for three years and named captain his junior and senior year...Averaged 17 points, six assists and five rebounds per game his junior year...Shot 38 percent from the three-point territory and shot 81 percent from the free throw line...Was a league honorable mention sophomore and junior year...Played AAU basketball for Coach Michael Crotty on the Middlesex Magic...Averaged eight points, four rebounds and three assists during his U16 AAU season...Is the younger brother of Andrew Fonts, who played five seasons for the Friars and graduated in 2022.

PROFILE

Name: Luke Fonts
 Birthdate: July 19, 2003
 Major: Finance
 Family: Son of Raul Fonts and Meghan Fonts. Has two brothers, Andrew Fonts and Matthew Fonts.
 Interests/Hobbies: Listen to music
 Favorite Teams: New York Knicks
 Favorite Athletes: Joe Ingles
 Favorite Movies: Wedding Crashers
 Favorite Foods: Buffalo Chicken pizza
 Favorite Book: The Great Gatsby
 Biggest thrill in sports: Seeing a buzzer beater in basketball to win a game

FONTS, Luke

SEASON	TEAM	GP-GS	MIN/AVG	Field Goals		3-Point		F-Throws		Rebounds				Scoring							
				FG-FGA	FG%	3FG-3FGA	3FG%	FT-FTA	FT%	OFF	DEF	TOT	AVG	PF-FO	A	TO	BLK	STL	PTS	AVG	
2021-22	PROV	2-0	1/0.4	0-0	.000	0-0	.000	0-0	.000	0	0	0	0.0	0-0	0	0	0	0	0	0	0.0
2022-23	PROV	4-0	5/1.3	0-0	.000	0-0	.000	0-0	.000	0	0	0	0.0	0-0	1	0	0	0	0	0	0.0
TOTAL		6-0	6/1.0	0-0	.000	0-0	.000	0-0	.000	0	0	0	0.0	0-0	1	0	0	0	0	0	0.0

Single Game Highs

Statistic	Value
Assists	1 vs UAlbany 12/10/22

2021-22...

#22 FONTS, Luke

Opponent	Date	GS	MIN	Total		3-Pointers		Free throws		Rebounds				PF	A	TO	BLK	STL	PTS	AVG
				FG-FGA	PCT	3FG-3FGA	PCT	FT-FTA	PCT	OFF	DEF	TOT	AVG							
at Georgetown	02/06/2022		00:24	0-0	.000	0-0	.000	0-0	.000	0	0	0	0.0	0	0	0	0	0	0	0.0
vs Richmond	03/19/2022		00:21	0-0	.000	0-0	.000	0-0	.000	0	0	0	0.0	0	0	0	0	0	0	0.0
Totals		0	00:45	0-0	.000	0-0	.000	0-0	.000	0	0	0	0.0	0	0	0	0	0	0	0.0

2022-23...

#24 FONTS, Luke

Opponent	Date	GS	MIN	Total		3-Pointers		Free throws		Rebounds				PF	A	TO	BLK	STL	PTS	AVG
				FG-FGA	PCT	3FG-3FGA	PCT	FT-FTA	PCT	OFF	DEF	TOT	AVG							
Northeastern	11/12/2022		01:07	0-0	.000	0-0	.000	0-0	.000	0	0	0	0.0	0	0	0	0	0	0	0.0
Manhattan	12/07/2022		02:05	0-0	.000	0-0	.000	0-0	.000	0	0	0	0.0	0	0	0	0	0	0	0.0
UAlbany	12/10/2022		01:37	0-0	.000	0-0	.000	0-0	.000	0	0	0	0.0	0	1	0	0	0	0	0.0
at Butler	12/29/2022		00:21	0-0	.000	0-0	.000	0-0	.000	0	0	0	0.0	0	0	0	0	0	0	0.0
Totals		0	05:10	0-0	.000	0-0	.000	0-0	.000	0	0	0	0.0	0	1	0	0	0	0	0.0



Bryce Hopkins #23
Sophomore F/G 6-7 220 Oak Park, Ill./Fenwick High School '21/Kentucky

2022-23: Registered 18 points and six rebounds in his Friar debut versus Rider (11/8/22)...Posted his first career double-double with 10 points and 11 rebounds versus Northeastern (11/12/22)...Recorded 16 points and eight rebounds versus Stonehill (11/15/22)...Scored 16 points and grabbed eight rebounds versus Miami (11/19/22)...Recorded 20 points and nine rebounds while shooting 6-6 from the free-throw line versus St. Louis (11/20/22)...Had 13 points and nine rebounds versus Merrimack (11/23/22)...Had seven points, seven rebounds and six assists versus Columbia (11/26/22)...Registered 17 points, four rebounds and four assists at TCU (11/30/22)...Registered 14 points and 15 rebounds versus Rhode Island (12/3/22)...Recorded a double-double with 22 points and 11 rebounds versus Manhattan (12/7/22)...Scored 11 points and grabbed five rebounds versus UAlbany (12/10/22)...Registered 24 points and 10 rebounds at Seton Hall (12/17/22)...Recorded 29 points, 23 rebounds and four steals versus No. 24 Marquette (12/20/22)...**Named BIG EAST Player of the Week (Dec. 26)**...Scored 12 points and recorded eight rebounds at DePaul (1/1/23)...Registered 27 points and grabbed five rebounds versus No. 4 UConn (1/4/23)...Registered a double-double with 20 points and 10 rebounds at Creighton (1/14/23)...Scored 19 points, grabbed 10 rebounds and had four assists at No. 20 Marquette (1/18/23)...Recorded a double-double with 20 points and 11 rebounds versus DePaul (1/21/23)...Scored 16 points and grabbed seven rebounds versus Butler (1/25/23)...Scored 13 points, grabbed nine rebounds and had four assists at Villanova (1/29/23)...Registered a double-double with 10 points and 13 rebounds at No. 16 Xavier (2/1/23)...Recorded 17 points, six rebounds and four assists versus Georgetown (2/8/23)...Scored 29 points and grabbed nine rebounds at St. John's (2/11/23)...Scored 20 points and grabbed nine rebounds versus No. 18 Creighton (2/14/23)...Scored 19 points, grabbed 12 rebounds and made four steals versus Villanova (2/18/23)...**Named BIG EAST Player of the Week (Feb. 20)**...Scored 16 points at No. 18 UConn (2/22/23)...Recorded 17 points and six rebounds versus No. 19 Xavier (3/1/23)... **Named First Team All-BIG EAST (March 5)**...**Named Associated Press First Team All-BIG EAST (March 7)**...Scored 16 points and grabbed seven rebounds versus UConn in the BIG EAST Quarterfinals (3/9/23)... **Named NABC All-District 7 First Team (March 14)**... **Named USBWA All-District 1 First Team (March 14)**...

2021-22 (At Kentucky): Had four points and two rebounds in his home debut against Robert Morris (11/12/21)...Had seven points, seven rebounds and an assist in 16 minutes in the home win over Ohio (11/19/21)...Scored seven points against North Florida (11/26/21)...Scored six points, added four rebounds and had a career-high three assists in the win over Central Michigan (11/29/21)...Had five points and a pair of rebounds in the win over North Carolina (12/18/21)...Had two points and five rebounds at Vanderbilt (1/11/22)...Drained a 3-pointer in the historic home win over Tennessee (1/15/22)...Had two points and a block in the overtime win over Mississippi State (1/25/22)...Had a career-best 13 points on 5-of-6 shooting to couple with four boards in 16 important minutes in a come-from-behind win over LSU (2/23/22)...Made 28 appearances during his freshman campaign...Averaged 2.1 points and 1.4 rebounds per game in 6.5 minutes per outing.

HIGH SCHOOL: Attended Fenwick High School... Averaged 24.4 points, 12.5 rebounds, 3.0 assists, 1.8 steals and 1.5 blocks per game as a senior....Most valuable player of the Catholic League and Fenwick as it won the Catholic League championship...Named the MaxPreps Illinois Player of the Year in 2021...Tabbed to the Chicago Land Prep Hoops All-State First Team in 2021...Two-time Chicago League Player of the Year...Named to the Jordan Brand Classic roster...Also earned selection to the Allen Iverson Roundball Classic...Considered a four-star prospect and consensus top-40 recruit...Ranked No. 33 by ESPN.com, and No. 39 by Rivals.com and by 247Sports.

PROFILE

Name: Bryce Hopkins
 Birthdate: September 7, 2002
 Major: Business
 Family: Son of Clyde and Karen Hopkins. Has two sisters, Brianna and Jasmine Hopkins.
 Interests/Hobbies: Playing video games and golfing

HOPKINS, Bryce

SEASON	TEAM	GP-GS	MIN/AVG	Field Goals			3-Point		F-Throws		Rebounds				Scoring					
				FG-FGA	FG%	3FG-3FGA	3FG%	FT-FTA	FT%	OFF	DEF	TOT	AVG	PF-FO	A	TO	BLK	STL	PTS	AVG
2021-22	UK	28-0	184/6.6	24-56	.429	5-16	.313	7-13	.538	18	21	39	1.4	14-0	7	15	3	4	60	2.1
2022-23	PROV	32-32	1114/34.8	172-376	.457	28-74	.378	142-186	.763	53	218	271	8.5	69-1	74	73	20	27	514	16.1
TOTAL FOR PROV		32-32	1114/34.8	172-376	.457	28-74	.378	142-186	.763	53	218	271	8.5	69-1	74	73	20	27	514	16.1
TOTAL		60-32	1299/21.6	196-432	.454	33-90	.367	149-199	.749	71	239	310	5.2	83-1	81	88	23	31	574	9.6

Single Game Highs

Statistic	Value	
Points	29	vs Marquette 12/20/22, at St. John's (NY) 02/11/23
Rebounds	23	vs Marquette 12/20/22
Assists	6	vs Columbia 11/26/22
Steals	4	vs Villanova 02/18/23
Blocks	2	vs St. John's (NY) 01/07/23, vs Villanova 02/18/23
FG Made	10	at St. John's (NY) 02/11/23
FG Attempts	21	vs Creighton 02/14/23
3FG Made	3	at St. John's (NY) 02/11/23
3FG Attempts	5	vs Georgetown 02/08/23, at UConn 02/22/23
FT Made	13	vs Marquette 12/20/22, vs UConn 01/04/23
FT Attempts	18	vs Marquette 12/20/22



2021-22...

2022-23...

#23 HOPKINS, Bryce

Opponent	Date	GS	MIN	Total FG-FGA	PCT	3-Pointers 3FG-3FGA	PCT	Free throws FT-FTA	PCT	Rebounds OFF DEF TOT AVG	PF	A TO	BLK	STL	PTS	AVG					
vs Duke	11/09/2021	02:29	0-1	.000	0-0	.000	0-0	.000	0 0 0 0.0	0 0 0 0 0 0 0 0	0	0 0	0 0	0 0	0 0	0.0					
Robert Morris	11/12/2021	12:29	2-3	.667	0-0	.000	0-0	.000	0 2 2 1.0	1 0 1 0 0 0 4 2.0	0	0 0	0 0	0 0	4 2.0						
Mount St. Mary's	11/16/2021	14:13	1-4	.250	0-1	.000	0-0	.000	0 1 1 1.0	2 0 0 1 1 2 2.0	0	0 0	0 0	0 0	2 2.0						
Ohio	11/19/2021	15:23	2-4	.500	1-2	.500	2-2	1.000	3 4 7 2.5	1 1 1 0 0 0 7 3.3	0	0 0	0 0	0 0	7 3.3						
Albany (NY)	11/22/2021	09:41	1-1	1.000	0-0	.000	0-0	.000	1 2 3 2.6	0 0 1 1 0 0 2 3.0	0	0 0	0 0	0 0	2 3.0						
North Florida	11/26/2021	09:05	2-3	.667	2-3	.667	1-2	.500	1 1 2 2.5	0 0 2 0 0 0 7 3.7	0	0 0	0 0	0 0	7 3.7						
Central Mich.	11/29/2021	17:22	3-9	.333	0-3	.000	0-0	.000	3 1 4 2.7	0 3 1 0 0 0 6 4.0	0	0 0	0 0	0 0	6 4.0						
Southern U.	12/07/2021	02:26	0-0	.000	0-0	.000	0-0	.000	0 0 0 2.4	0 0 0 0 0 0 0 3.5	0	0 0	0 0	0 0	0 3.5						
at Notre Dame	12/11/2021	05:12	0-2	.000	0-2	.000	0-0	.000	0 0 0 2.1	0 0 0 0 0 0 0 3.1	0	0 0	0 0	0 0	0 3.1						
vs North Carolina	12/18/2021	09:46	2-3	.667	1-1	1.000	0-0	.000	0 2 2 2.1	2 0 0 0 0 1 5 3.3	0	0 0	0 0	0 0	5 3.3						
Western Ky.	12/22/2021	05:31	1-3	.333	0-0	.000	0-0	.000	3 0 3 2.2	0 0 2 0 0 0 2 3.2	0	0 0	0 0	0 0	2 3.2						
Missouri	12/29/2021	05:00	1-2	.500	0-0	.000	0-0	.000	0 0 0 2.0	0 0 0 0 0 0 2 3.1	0	0 0	0 0	0 0	2 3.1						
High Point	12/31/2021	12:39	1-3	.333	0-2	.000	0-1	.000	0 0 0 1.8	0 1 1 0 0 1 2 3.0	0	0 0	0 0	0 0	2 3.0						
at LSU	01/04/2022	02:11	0-1	.000	0-0	.000	0-0	.000	1 0 1 1.8	1 0 2 0 0 0 2 2.8	0	0 0	0 0	0 0	2 2.8						
Georgia	01/08/2022	06:06	0-1	.000	0-0	.000	0-0	.000	0 0 0 1.7	2 1 1 0 0 1 0 2.6	0	0 0	0 0	0 0	2 2.6						
at Vanderbilt	01/11/2022	14:45	1-2	.500	0-0	.000	0-0	.000	1 4 5 1.9	2 1 1 0 0 0 2 2.6	0	0 0	0 0	0 0	2 2.6						
Tennessee	01/15/2022	04:14	1-1	1.000	1-1	1.000	0-0	.000	0 0 0 1.8	1 0 0 0 0 0 3 2.6	0	0 0	0 0	0 0	3 2.6						
at Texas A&M	01/19/2022	01:25	0-1	.000	0-0	.000	1-2	.500	1 0 1 1.7	0 0 0 0 0 0 1 2.5	0	0 0	0 0	0 0	1 2.5						
at Auburn	01/22/2022	00:42	0-1	.000	0-0	.000	0-0	.000	0 0 0 1.6	1 0 0 0 0 0 0 2.4	0	0 0	0 0	0 0	0 2.4						
Mississippi St.	01/25/2022	05:28	1-1	1.000	0-0	.000	0-0	.000	0 1 1 1.6	0 0 1 1 0 0 2 2.4	0	0 0	0 0	0 0	2 2.4						
Vanderbilt	02/02/2022	01:08	0-1	.000	0-0	.000	0-0	.000	0 0 0 1.5	0 0 0 0 0 0 0 2.2	0	0 0	0 0	0 0	0 2.2						
Florida	02/12/2022	02:09	0-0	.000	0-0	.000	0-0	.000	0 0 0 1.5	0 0 0 0 0 0 0 2.1	0	0 0	0 0	0 0	0 2.1						
at Tennessee	02/15/2022	01:10	0-1	.000	0-0	.000	0-0	.000	1 0 1 1.4	1 0 0 0 0 0 2 0	0	0 0	0 0	0 0	2 0						
Alabama	02/19/2022	02:17	0-1	.000	0-0	.000	0-0	.000	1 1 2 1.5	0 0 0 0 0 0 0 2 0	0	0 0	0 0	0 0	2 0						
LSU	02/23/2022	15:34	5-6	.833	0-1	.000	3-6	.500	2 2 4 1.6	0 0 1 0 0 0 13 2.4	0	0 0	0 0	0 0	13 2.4						
at Arkansas	02/26/2022	03:09	0-0	.000	0-0	.000	0-0	.000	0 0 0 1.5	0 0 0 0 0 0 0 2 3	0	0 0	0 0	0 0	2 3						
at Florida	03/05/2022	02:37	0-1	.000	0-0	.000	0-0	.000	0 0 0 1.4	0 0 0 0 0 0 0 2 2	0	0 0	0 0	0 0	2 2						
vs Vanderbilt	03/11/2022	01:13	0-0	.000	0-0	.000	0-0	.000	0 0 0 1.4	0 0 0 0 0 0 0 2 1	0	0 0	0 0	0 0	2 1						
Totals			0	184:24	24-56	.429	5-16	.313	7-13	.538	18	21	39	1.4	14	7	15	3	4	60	2.1

#23 HOPKINS, Bryce

Opponent	Date	GS	MIN	Total FG-FGA	PCT	3-Pointers 3FG-3FGA	PCT	Free throws FT-FTA	PCT	Rebounds OFF DEF TOT AVG	PF	A TO	BLK	STL	PTS	AVG				
Rider	11/08/2022	*	35:41	3-10	.300	1-3	.333	11-16	.688	2 4 6 6.0	1 1 0 1 0 1 0 18 18.0	0	0 0	0 0	0 0	18 18.0				
Northeastern	11/12/2022	*	33:04	4-9	.444	0-0	.000	2-4	.500	4 7 11 8.5	3 1 3 0 1 0 10 14.0	0	0 0	0 0	0 0	10 14.0				
Stonehill	11/15/2022	*	30:10	5-8	.625	0-0	.000	6-6	1.000	1 7 8 8.3	3 4 0 1 0 16 14.7	0	0 0	0 0	0 0	16 14.7				
vs Miami (FL)	11/19/2022	*	35:11	6-8	.750	1-2	.500	3-4	.750	0 8 8 8.3	4 1 6 0 1 16 15.0	0	0 0	0 0	0 0	16 15.0				
vs Saint Louis	11/20/2022	*	36:13	6-10	.600	2-3	.667	6-6	1.000	3 6 9 8.4	4 2 3 0 1 20 16.0	0	0 0	0 0	0 0	20 16.0				
Merrimack	11/23/2022	*	35:24	5-15	.333	0-3	.000	3-5	.600	3 6 9 8.5	2 1 1 0 0 0 13 15.5	0	0 0	0 0	0 0	13 15.5				
Columbia	11/26/2022	*	30:12	3-9	.333	1-2	.500	0-0	.000	3 4 7 8.3	2 6 4 1 1 7 14.3	0	0 0	0 0	0 0	7 14.3				
at TCU	11/30/2022	*	30:16	7-14	.500	1-3	.333	2-3	.667	0 4 4 7.8	3 4 4 0 1 17 14.6	0	0 0	0 0	0 0	17 14.6				
at Rhode Island	12/03/2022	*	35:18	6-13	.462	0-2	.000	2-2	1.000	5 10 15 8.6	3 4 3 0 1 14 14.6	0	0 0	0 0	0 0	14 14.6				
Manhattan	12/07/2022	*	26:08	8-12	.667	2-3	.667	4-5	.800	1 10 11 8.8	1 3 3 0 1 22 15.3	0	0 0	0 0	0 0	22 15.3				
UAlbany	12/10/2022	*	29:47	4-9	.444	0-3	.000	3-3	1.000	1 4 5 8.5	0 2 2 0 1 11 14.9	0	0 0	0 0	0 0	11 14.9				
at Seton Hall	12/17/2022	*	36:44	8-15	.533	2-2	1.000	6-10	.600	2 8 10 8.6	3 3 2 0 0 24 15.7	0	0 0	0 0	0 0	24 15.7				
Marquette	12/20/2022	*	47:12	8-14	.571	0-2	.000	13-18	.722	8 15 23 9.7	0 2 4 1 3 29 16.7	0	0 0	0 0	0 0	29 16.7				
at Butler	12/29/2022	*	28:24	2-8	.250	0-0	.000	2-2	1.000	0 8 8 9.6	2 1 2 1 1 6 15.9	0	0 0	0 0	0 0	6 15.9				
at DePaul	01/01/2023	*	33:17	5-9	.556	0-1	.000	2-6	.333	1 7 8 9.5	3 1 6 1 2 12 15.7	0	0 0	0 0	0 0	12 15.7				
UConn	01/04/2023	*	35:06	6-12	.500	2-2	1.000	13-15	.867	0 5 5 9.2	5 0 1 0 1 0 27 16.4	0	0 0	0 0	0 0	27 16.4				
St. John's (NY)	01/07/2023	*	38:14	3-10	.300	0-1	.000	4-8	.500	1 6 7 9.1	0 1 2 2 0 10 16.0	0	0 0	0 0	0 0	10 16.0				
at Creighton	01/14/2023	*	33:31	6-13	.462	1-1	1.000	7-8	.875	1 9 10 9.1	4 2 4 0 1 20 16.2	0	0 0	0 0	0 0	20 16.2				
at Marquette	01/18/2023	*	38:22	9-16	.563	0-2	.000	1-1	1.000	4 6 10 9.2	4 4 3 0 0 19 16.4	0	0 0	0 0	0 0	19 16.4				
DePaul	01/21/2023	*	36:45	7-13	.538	1-3	.333	5-6	.833	1 10 11 9.3	1 2 1 1 1 10 16.6	0	0 0	0 0	0 0	16 16.6				
Butler	01/25/2023	*	33:53	6-10	.600	0-3	.000	4-4	1.000	0 7 7 9.1	3 1 2 1 0 16 16.5	0	0 0	0 0	0 0	16 16.5				
at Villanova	01/29/2023	*	36:10	5-14	.357	1-4	.250	2-2	1.000	1 8 9 9.1	4 4 2 1 0 13 16.4	0	0 0	0 0	0 0	13 16.4				
at Xavier	02/01/2023	*	45:00	3-14	.214	0-1	.000	4-6	.667	1 12 13 9.3	3 5 0 1 1 10 16.1	0	0 0	0 0	0 0	10 16.1				
Georgetown	02/08/2023	*	37:40	6-15	.400	2-5	.400	3-3	1.000	0 6 6 9.2	0 4 1 1 1 17 16.1	0	0 0	0 0	0 0	17 16.1				
at St. John's (NY)	02/11/2023	*	36:20	10-20	.500	3-3	1.000	6-7	.857	2 7 9 9.2	1 0 1 1 2 29 16.6	0	0 0	0 0	0 0	29 16.6				
Creighton	02/14/2023	*	50:00	8-21	.381	2-4	.500	2-2	1.000	3 6 9 9.2	2 3 1 1 1 20 16.8	0	0 0	0 0	0 0	20 16.8				
Villanova	02/18/2023	*	40:00	5-8	.625	2-3	.667	7-10	.700	1 11 12 9.3	1 2 3 2 4 19 16.9	0	0 0	0 0	0 0	19 16.9				
at UConn	02/22/2023	*	37:15	4-10	.400	2-5	.400	6-6	1.000	0 0 0 8.9	1 1 2 1 0 16 16.8	0	0 0	0 0	0 0	16 16.8				
at Georgetown	02/26/2023	*	16:26	3-5	.600	0-0	.000	0-0	.000	0 4 4 8.8	3 2 1 0 1 6 16.4	0	0 0	0 0	0 0	6 16.4				
Xavier	03/01/2023	*	36:13	4-11	.364	2-3	.667	7-9	.778	2 4 6 8.7	1 3 0 1 0 17 16.5	0	0 0	0 0	0 0	17 16.5				
Seton Hall	03/04/2023	*	29:18	2-9	.222	0-3	.000	0-0	.000	0 4 4 8.5	2 1 4 0 0 4 16.1	0	0 0	0 0	0 0	4 16.1				
vs UConn	03/09/2023	*	40:00	5-12	.417	0-2	.000	6-9	.667	2 5 7 8.5	0 3 2 0 1 16 16.1	0	0 0	0 0	0 0	16 16.1				
Totals			32	1114:13	172-376	.457	28-74	.378	142-186	.763	53	218	271	8.5	69	74	20	27	514	16.1



Kieran O'Haire #33
Sophomore

F

6-2

190

Menands, N.Y./The Albany Academy '21

2021-22: Made his collegiate debut in the NCAA Tournament (Second Round) versus Richmond (3/19/22).

High School: Attended The Albany Academy in Menands, N.Y...Played varsity basketball for Coach Brian Fruscio for three years...Named captain his senior year of basketball...Averaged 11 points, six rebounds, and three assists, his senior year... Averaged four points and three rebounds per game as a junior...Won the New York State Championship in 2019...Played AAU basketball for the New York Havoc...Averaged eight points, three assists, and four rebounds during his AAU season.

PROFILE

Name: Kieran O'Haire

Birthdate: April 14, 2003

Major: Economics

Family: Son of Betsy O'Haire and Kevin O'Haire. Has one brother, Jake O'Haire. Has one sister, Caitlin O'Haire.

O'HAIRE, Kieran

SEASON	TEAM	GP-GS	MIN/AVG	Field Goals		3-Point		F-Throws		Rebounds				Scoring						
				FG-FGA	FG%	3FG-3FGA	3FG%	FT-FTA	FT%	OFF	DEF	TOT	AVG	PF-FO	A	TO	BLK	STL	PTS	AVG
2021-22	PROV	1-0	0/0.3	0-0	.000	0-0	.000	0-0	.000	0	0	0	0.0	0-0	0	0	0	0	0	0
2022-23	PROV	5-0	6/1.2	0-3	.000	0-1	.000	0-0	.000	0	2	2	0.4	1-0	1	0	0	1	0	0.0
TOTAL		6-0	7/1.1	0-3	.000	0-1	.000	0-0	.000	0	2	2	0.3	1-0	1	0	0	1	0	0.0

Single Game Highs

Statistic	Value	
Rebounds	1	vs Manhattan 12/07/22, vs UAlbany 12/10/22
Assists	1	vs Northeastern 11/12/22
Steals	1	vs Manhattan 12/07/22
FG Attempts	1	vs Manhattan 12/07/22, vs UAlbany 12/10/22, vs Butler 01/25/23
3FG Attempts	1	vs UAlbany 12/10/22

2021-22...

#33 O'HAIRE, Kieran

Opponent	Date	GS	MIN	Total FG-FGA	PCT	3-Pointers 3FG-3FGA	PCT	Free throws FT-FTA	PCT	Rebounds OFF	DEF	TOT	AVG	PF	A	TO	BLK	STL	PTS	AVG
vs Richmond	03/19/2022		00:21	0-0	.000	0-0	.000	0-0	.000	0	0	0	0.0	0	0	0	0	0	0	0.0
Totals		0	00:21	0-0	.000	0-0	.000	0-0	.000	0	0	0	0.0	0	0	0	0	0	0	0.0

2022-23...

#33 O'HAIRE, Kieran

Opponent	Date	GS	MIN	Total FG-FGA	PCT	3-Pointers 3FG-3FGA	PCT	Free throws FT-FTA	PCT	Rebounds OFF	DEF	TOT	AVG	PF	A	TO	BLK	STL	PTS	AVG
Northeastern	11/12/2022		00:41	0-0	.000	0-0	.000	0-0	.000	0	0	0	0.0	0	1	0	0	0	0	0.0
Manhattan	12/07/2022		02:05	0-1	.000	0-0	.000	0-0	.000	0	1	1	0.5	0	0	0	0	1	0	0.0
UAlbany	12/10/2022		01:37	0-1	.000	0-1	.000	0-0	.000	0	1	1	0.7	1	0	0	0	0	0	0.0
at Butler	12/29/2022		00:21	0-0	.000	0-0	.000	0-0	.000	0	0	0	0.5	0	0	0	0	0	0	0.0
Butler	01/25/2023		01:27	0-1	.000	0-0	.000	0-0	.000	0	0	0	0.4	0	0	0	0	0	0	0.0
Totals		0	06:11	0-3	.000	0-1	.000	0-0	.000	0	2	2	0.4	1	1	0	0	1	0	0.0



Quante Berry #3
Freshman

G

6-4

175

Cleveland, Tenn./Winston-Salem Christian School '22

HIGH SCHOOL: Attended Winston-Salem Christian School and averaged 16.0 points and 6.0 rebounds in 2021-22...Played AAU basketball for B. Maze Elite on the UAA circuit...Had a standout junior season as he averaged 15.6 points, 3.7 rebounds and 4.2 assists per game, while shooting 56 percent from the field and 40 percent from beyond the arc...Averaged 17 points, six rebounds and five assists and earned All-State honors at Bradley Central High School in Tennessee as a sophomore, before transferring to Winston-Salem...Scored over 1,000 points at Bradley Central High School... Berry was the 40th ranked guard in the nation, according to ESPN.com and 247Sports.com...Ranked as a four-star recruit, according to ESPN.com.

PROFILE

Name: Norquante Berry

Birthdate: May 5, 2003

Major: Undeclared

Family: Son of Lakema Nalory. Has one brother, Tres Berry, who plays basketball at Charleston Southern. Has one sister, Noraziah Berry, who played basketball at USC Upstate.

Interests/Hobbies: Video games

Favorite Athletes: Kevin Durant

Favorite Team: Memphis Grizzlies

Favorite Movies: Friday

Favorite Food: Wings

Biggest thrill in sports: Hitting a buzzer beater



Rafael Castro #30
RS Freshman

F 6-11 220 Dover, N.J./Dover High School '21

2022-23: Made his collegiate debut versus Rider (11/8/22) and scored two points...Scored three points and had six rebounds versus Columbia (11/26/22)...Registered four points, seven rebounds and three steals at TCU (11/30/22)...Scored six points and added seven rebounds versus Manhattan (12/7/22)... Recorded his first career double-double with 12 points and 10 rebounds versus UAlbany (12/10/22)...

2021-22: Did not play.

HIGH SCHOOL: Attended Dover High School in Dover, N.J...Played varsity basketball for Coach Billie Connors at Dover High School...Averaged 20.3 points, 16.3 rebounds, 4.7 blocks, 2.2 assists and 1.5 steals during his junior year of high school...Played for the Dominican Republic at the 2019 CentroBasket U17 Championship...Averaged 4.2 points and 3.8 rebounds while helping the team to a fourth-place finish...Played AAU basketball for Team Rio University...Ranked as the 30th for position (Power Forward) nationally, and third overall in New Jersey, according to 247Sports.com...Ranked as the 136th recruit nationally and the No. 23 power forward by Rivals.com.

PROFILE

Name: Rafael Castro
 Birthdate: March 30, 2003
 Major: Undeclared
 Family: Son of Arenis De La Paz and Rafael Castro. Has one brother, Yeison Gonzales. Has three sisters, Clara Castro, Jessica Castro and Jeimy Castro.
 Interests/Hobbies: Rap
 Favorite Athletes: Kevin Durant
 Favorite Movies: Paid in Full

CASTRO, Rafael

		Field Goals		3-Point		F-Throws		Rebounds				Scoring								
SEASON	TEAM	GP-GS	MIN/AVG	FG-FGA	FG%	3FG-3FGA	3FG%	FT-FTA	FT%	OFF	DEF	TOT	AVG	PF-FO	A	TO	BLK	STL	PTS	AVG
2022-23	PROV	26-0	170/6.5	19-37	.514	0-4	.000	10-16	.625	27	28	55	2.1	15-0	8	8	13	10	48	1.8
TOTAL		26-0	170/6.5	19-37	.514	0-4	.000	10-16	.625	27	28	55	2.1	15-0	8	8	13	10	48	1.8

Single Game Highs

Statistic	Value	
Points	12	vs UAlbany 12/10/22
Rebounds	10	vs UAlbany 12/10/22
Assists	2	vs Columbia 11/26/22
Steals	3	at TCU 11/30/22
Blocks	2	at TCU 11/30/22, vs Manhattan 12/07/22, at Seton Hall 12/17/22
FG Made	5	vs UAlbany 12/10/22
FG Attempts	6	vs UAlbany 12/10/22
3FG Attempts	2	vs Columbia 11/26/22
FT Made	3	vs Northeastern 11/12/22
FT Attempts	4	vs Northeastern 11/12/22



2022-23...

#30 CASTRO, Rafael

Opponent	Date	GS	MIN	Total		3-Pointers		Free throws		Rebounds			PF	A	TO	BLK	STL	PTS	AVG	
				FG-FGA	PCT	3FG-3FGA	PCT	FT-FTA	PCT	OFF	DEF	TOT								AVG
Rider	11/08/2022		04:19	1-1	1.000	0-0	.000	0-2	.000	2	0	2	2.0	0	0	1	0	2	2.0	
Northeastern	11/12/2022		07:54	0-0	.000	0-0	.000	3-4	.750	0	2	2	2.0	0	0	1	0	3	2.5	
Stonehill	11/15/2022		05:11	1-2	.500	0-0	.000	0-0	.000	1	2	3	2.3	0	0	1	0	1	2.3	
vs Miami (FL)	11/19/2022		03:39	0-0	.000	0-0	.000	0-0	.000	0	0	0	1.8	1	0	1	0	0	1.8	
vs Saint Louis	11/20/2022		05:46	0-1	.000	0-0	.000	2-2	1.000	1	0	1	1.6	1	0	0	1	2	1.6	
Merrimack	11/23/2022		05:00	0-1	.000	0-0	.000	0-0	.000	1	0	1	1.5	0	0	0	0	0	1.5	
Columbia	11/26/2022		14:20	1-5	.200	0-2	.000	1-2	.500	3	3	6	2.1	2	2	0	1	2	3	1.7
at TCU	11/30/2022		21:01	2-5	.400	0-0	.000	0-1	.000	5	2	7	2.8	1	0	2	3	4	2.0	
at Rhode Island	12/03/2022		04:48	2-2	1.000	0-0	.000	0-0	.000	1	0	1	2.6	1	1	0	0	0	4	2.2
Manhattan	12/07/2022		21:30	3-3	1.000	0-0	.000	0-0	.000	2	5	7	3.0	2	0	1	2	0	6	2.6
UIAlbany	12/10/2022		17:23	5-6	.833	0-1	.000	2-2	1.000	5	5	10	3.6	1	0	2	1	1	12	3.5
at Seton Hall	12/17/2022		06:11	0-1	.000	0-0	.000	0-0	.000	1	2	3	3.6	0	0	2	2	1	0	3.2
Marquette	12/20/2022		05:24	0-0	.000	0-0	.000	0-0	.000	0	1	1	3.4	1	1	1	0	0	0	2.9
at Butler	12/29/2022		01:28	0-0	.000	0-0	.000	0-0	.000	0	1	1	3.2	0	0	0	0	0	0	2.7
at DePaul	01/01/2023		05:13	0-0	.000	0-0	.000	2-2	1.000	0	2	2	3.1	0	1	0	0	0	2	2.7
UConn	01/04/2023		01:15	0-0	.000	0-0	.000	0-0	.000	0	0	0	2.9	0	0	0	0	0	0	2.5
St. John's (NY)	01/07/2023		03:30	0-0	.000	0-0	.000	0-0	.000	0	1	1	2.8	1	0	0	0	0	0	2.4
at Creighton	01/14/2023		04:35	0-0	.000	0-0	.000	0-0	.000	0	0	0	2.7	0	0	0	0	0	0	2.2
DePaul	01/21/2023		06:22	1-1	1.000	0-0	.000	0-0	.000	2	0	2	2.6	1	0	1	0	1	0	2.2
Butler	01/25/2023		03:08	1-2	.500	0-0	.000	0-1	.000	0	0	0	2.5	1	0	0	0	0	0	2.2
at Villanova	01/29/2023		02:07	0-0	.000	0-0	.000	0-0	.000	1	0	1	2.4	1	0	0	0	0	0	2.1
at St. John's (NY)	02/11/2023		03:40	0-1	.000	0-0	.000	0-0	.000	0	0	0	2.3	1	1	0	1	0	0	2.0
at UConn	02/22/2023		01:44	1-1	1.000	0-0	.000	0-0	.000	0	1	1	2.3	0	0	0	0	0	2	2.0
at Georgetown	02/26/2023		04:38	0-2	.000	0-0	.000	0-0	.000	2	0	2	2.3	0	1	0	1	1	0	1.9
Xavier	03/01/2023		03:47	0-2	.000	0-1	.000	0-0	.000	0	0	0	2.2	0	0	0	0	0	0	1.8
Seton Hall	03/04/2023		05:37	1-1	1.000	0-0	.000	0-0	.000	0	1	1	2.1	0	1	0	0	0	2	1.8
Totals			0	169:31	19-37	.514	0-4	.000	10-16	.625	27	28	55	2.1	15	8	13	10	48	1.8



Corey Floyd, Jr. #14
RS Freshman

G 6-4 210 Franklin, N.J./Roselle Catholic '21/UConn

2022-23: Scored his first collegiate points versus Northeastern (11/12/22)...Scored five points versus St. Louis (11/20/22)...Scored seven points and grabbed three rebounds versus Manhattan (12/7/22)...Registered seven points and three rebounds versus UAlbany (12/10/22)...Scored 12 points and grabbed four rebounds versus Butler (1/25/23)...Scored eight points and was 2-3 from three at Villanova (1/29/23)...Scored eight points and was 2-2 from three-point territory versus No. 19 Xavier (3/1/23)...Scored seven points, grabbed three rebounds and made two steals versus UConn in the BIG EAST Quarterfinals (3/9/23)...

2021-22 (At UConn): Did not play...Attended USA Basketball U18 Team Training Camp in Houston, Texas from May 26-June 2, 2022.

HIGH SCHOOL: Played for three seasons at Roselle (N.J.) Catholic High School under Coach Dave Boff and for AAU Team Final under Coach James Johns...Due to the Covid Pandemic, had an abbreviated 2020-21 high school season as a junior, averaged 16.5 points, 4.0 rebounds, and 2.7 assists to lead Roselle to a 12-3 record and the No. 3 ranking in the N.J.com Top 20...Followed his strong sophomore season in 2019-20, when he averaged 11.1 points and 2.6 assists to help Roselle to a 22-7 record and the North Non-Public B championship...Helped lead Team Final to the prestigious 2020 Peach Jam championship in South Carolina

with 12 points, 5 assists and 4 rebounds in the championship game... Reclassified to the class of 2021 and enrolled at UConn fall 2021...Used the 2021-22 season at UConn as a red shirt season... Was a four-star recruit, ranked No. 93 by 247Sports.com and ESPN.com ranked him as the 33rd best shooting guard in the nation. ... Was ranked No. 11 shooting guard in Class of 2022.

PROFILE

Name: Corey Floyd, Jr.
 Birthdate: January 14, 2004
 Major: Undeclared
 Family: Son of Trish, Floyd and Corey Floyd, Sr, who played two seasons for the Friars (1991 and 1992). Has two sisters, Rayne Littles and Ayanna Glasco.
 Interests/Hobbies: Listening to music.
 Favorite Athletes: Michael Jordan, Muhammad Ali
 Favorite Movies: Rush Hour, Hitch

FLOYD, JR., Corey

SEASON	TEAM	GP-GS	MIN/AVG	Field Goals		3-Point		F-Throws		Rebounds				Scoring						
				FG-FGA	FG%	3FG-3FGA	3FG%	FT-FTA	FT%	OFF	DEF	TOT	AVG	PF	FO	A	TO	BLK	STL	PTS
2022-23	PROV	28-0	265/9.5	24-55	.436	13-31	.419	11-12	.917	11	23	34	1.2	18-0	12	14	2	8	72	2.6
TOTAL		28-0	265/9.5	24-55	.436	13-31	.419	11-12	.917	11	23	34	1.2	18-0	12	14	2	8	72	2.6

Single Game Highs

Statistic	Value	
Points	12	vs Butler 01/25/23
Rebounds	4	vs Butler 01/25/23, at St. John's (NY) 02/11/23
Assists	2	at Villanova 01/29/23, vs Villanova 02/18/23
Steals	2	vs Butler 01/25/23, vs UConn 03/09/23
Blocks	1	vs Columbia 11/26/22, at Xavier 02/01/23
FG Made	4	vs Butler 01/25/23
FG Attempts	5	5 times
3FG Made	2	vs Butler 01/25/23, at Villanova 01/29/23, vs Xavier 03/01/23
3FG Attempts	3	4 times
FT Made	2	5 times
FT Attempts	2	6 times



2022-23...

#14 FLOYD, JR., Corey

Opponent	Date	GS	MIN	Total		3-Pointers		Free throws		Rebounds			PF	A	TO	BLK	STL	PTS	AVG		
				FG	FGA	PCT	3FG	3FGA	PCT	FT	FTA	PCT								OFF	DEF
Northeastern	11/12/2022		06:17	1-1	1.000	1-1	1.000	0-0	.000	0	1	1	1.0	1	0	1	0	0	3	3.0	
Stonhill	11/15/2022		07:18	1-2	.500	1-2	.500	0-0	.000	1	0	1	1.0	2	0	1	0	0	3	3.0	
vs Miami (FL)	11/19/2022		03:18	0-0	.000	0-0	.000	0-0	.000	0	0	0	0.0	0	0	0	0	0	0	2.0	
vs Saint Louis	11/20/2022		14:05	1-3	.333	1-1	1.000	2-2	1.000	0	0	0	0.0	0	1	1	0	0	5	2.8	
Columbia	11/26/2022		06:38	0-3	.000	0-2	.000	0-0	.000	0	2	2	0.8	0	0	1	1	0	0	2.2	
Manhattan	12/07/2022		09:11	3-4	.750	1-2	.500	0-0	.000	0	3	3	1.2	1	1	2	0	0	7	3.0	
UAlbany	12/10/2022		14:24	3-5	.600	1-2	.500	0-0	.000	2	1	3	1.4	0	0	1	0	1	7	3.6	
at Seton Hall	12/17/2022		03:46	0-1	.000	0-1	.000	0-0	.000	0	1	1	1.4	0	0	0	0	0	0	3.1	
Marquette	12/20/2022		01:57	0-0	.000	0-0	.000	0-0	.000	0	0	0	1.2	1	0	1	0	0	0	2.8	
at Butler	12/29/2022		02:50	0-0	.000	0-0	.000	0-0	.000	1	0	1	1.2	0	1	0	0	0	0	2.5	
at DePaul	01/01/2023		01:27	0-0	.000	0-0	.000	0-0	.000	0	0	0	1.1	0	0	0	0	0	0	2.3	
UConn	01/04/2023		11:50	1-1	1.000	1-1	1.000	0-0	.000	0	1	1	1.1	1	0	0	0	0	3	2.3	
St. John's (NY)	01/07/2023		03:51	0-1	.000	0-1	.000	0-0	.000	0	0	0	1.0	0	0	0	0	0	0	2.2	
at Creighton	01/14/2023		08:49	0-1	.000	0-1	.000	0-0	.000	0	0	0	0.9	1	1	0	0	1	0	2.0	
at Marquette	01/18/2023		15:49	1-2	.500	0-1	.000	0-0	.000	1	2	3	1.1	1	1	0	0	0	2	2.0	
DePaul	01/21/2023		05:43	0-0	.000	0-0	.000	0-0	.000	0	1	1	1.1	0	1	0	0	0	0	1.9	
Butler	01/25/2023		19:00	4-5	.800	2-2	1.000	2-2	1.000	1	3	4	1.2	0	2	0	2	2	12	2.5	
at Villanova	01/29/2023		16:47	3-5	.600	2-3	.667	0-0	.000	0	0	0	1.2	1	2	0	0	0	8	2.8	
at Xavier	02/01/2023		02:46	0-1	.000	0-0	.000	0-0	.000	0	0	0	1.1	1	0	0	1	0	0	2.6	
Georgetown	02/08/2023		08:57	0-1	.000	0-1	.000	0-0	.000	1	0	1	1.1	0	1	2	0	1	0	2.5	
at St. John's (NY)	02/11/2023		13:50	0-3	.000	0-1	.000	2-2	1.000	1	3	4	1.2	2	0	1	0	0	2	2.5	
Creighton	02/14/2023		04:57	0-0	.000	0-0	.000	0-0	.000	0	0	0	1.2	0	0	0	0	0	0	2.4	
Villanova	02/18/2023		19:21	0-3	.000	0-3	.000	1-2	.500	1	2	3	1.3	1	2	0	0	0	1	2.3	
at UConn	02/22/2023		14:27	0-1	.000	0-0	.000	0-0	.000	0	1	1	1.3	0	1	0	0	0	0	2.2	
at Georgetown	02/26/2023		02:12	1-1	1.000	0-0	.000	0-0	.000	0	0	0	1.2	0	0	0	0	0	2	2.2	
Xavier	03/01/2023		10:51	2-5	.400	2-3	.667	2-2	1.000	0	1	1	1.2	1	0	0	0	0	8	2.4	
Seton Hall	03/04/2023		10:52	0-1	.000	0-0	.000	2-2	1.000	0	0	0	1.1	1	0	0	0	1	2	2.4	
vs UConn	03/09/2023		23:51	3-5	.600	1-3	.333	0-0	.000	2	1	3	1.2	2	1	0	0	2	7	2.6	
Totals			0	265:05	24-55	.436	13-31	.419	11-12	.917	11	23	34	1.2	18	12	14	2	8	72	2.6



Scott Morozov #13
Freshman

F

6-6

225

Toronto, Ontario/Hoosac School '22

HIGH SCHOOL: Attended the Hoosac School in 2021-22...Averaged 18.8 points, 14.0 rebounds and 7.0 assists in 28 games at the Hoosac School...Attended the Woodlawn School for his sophomore and junior seasons (2020 and 2021)...Repeated his sophomore season at the Woodlawn School...Averaged 18.4 points, 14.3 rebounds and 6.6 assists as a junior in six games...Averaged 21.3 points, 14.4 rebounds and 5.1 assists in 26 games as a sophomore...Attended Forest Hill Collegiate Institute as a freshman and a sophomore (2017-2019)...Averaged 12.6 points as a sophomore and 7.1 points as a freshman at Forest Hill...Ran track and played volleyball at Forest Hill...Served as a team captain at the Woodlawn School and Hoosac School...Played for the North Toronto Elite AAU Team.

PROFILE

Name: Scott Morozov

Birthdate: June 11, 2003

Major: Pre-Engineering

Family: Son of Alexander and Lyudmyla Morozov. Stepfather, Rustin Shirazi, attended George Brown College (Toronto) and played professional volleyball and waterpolo

Interests/Hobbies: Going to the gym, yoga, fishing and hanging out with friends

Favorite Athletes: Kobe Bryant, Jayson Tatum

Favorite Team: Toronto Raptors

Favorite Movies: The Revenant

Favorite Food: Homemade pasta

Favorite Book: The Great Gatsby

Biggest thrill in sports: Winning and game being on the line.



Jayden Pierre #1
Freshman

G 6-2 170 Elizabeth, N.J./Long Island Lutheran High School '22

2022-23: Saw his first collegiate action versus Rider (11/8/22)...Scored 10 points and registered four assists while shooting 4-5 from the floor versus Stonehill (11/15/22)...Recorded two points and four assists versus Merrimack (11/23/22)...Scored 13 points and was 3-3 from three-point territory versus Columbia (11/26/22)...Registered 13 points and five rebounds at TCU (11/30/22)... Scored seven points and added five assists versus Manhattan (12/7/22)...Recorded two points, five rebounds and 11 assists versus UAlbany (12/10/22)...Scored six points and grabbed two rebounds versus St. John's (1/7/23)...Scored five points and added four assists versus Butler (1/25/23)...Scored five points on 2-3 shooting versus No. 18 Creighton (2/14/23)...

HIGH SCHOOL: Attended Long Island Lutheran High School and averaged 13.6 points and 3.8 assists in 2021-22...Recorded a triple-double on senior night versus Albany Academy with 17 points, 13 assists and 10 rebounds...Played AAU basketball for Team Rio on the Under Armour circuit - same team as current Friar Rafael Castro...Named MVP in 2022 of the Hoophall Classic, the Arby's Classic and the Hoop Group Tip Off...Played his freshman season of high school basketball at the Patrick School...Played his sophomore season at Elizabeth High School and helped the team capture the sectional championship...Ranked as a top-40th guard in the nation, according to ESPN.com (No. 40), 247Sports.com (No. 20) and Rivals.com (No. 30)...Ranked No. 119 overall, according to Rivals.com and No. 129 and No. 1 in New Jersey according to 247Sports.com...Ranked as a four-star recruit, according to ESPN.com...Member of the National Honor Society.

PROFILE

Name: Jayden Pierre
 Birthdate: May 7, 2003
 Major: Marketing
 Family: Son of Woody Pierre and Jameica Jackson. Has one brother, Jayce Pierre.
 Interests/Hobbies: Photography
 Favorite Athletes: Derrick Rose, Chris Paul, Kyrie Irving
 Favorite Team: Chicago Bulls
 Favorite Movies: Glory Road
 Favorite Food: Chicken Alfredo
 Favorite Book: Chop Wood Carry Water
 Biggest thrill in sports: Intense Games

PIERRE, Jayden

SEASON	TEAM	GP-GS	MIN/AVG	Field Goals		3-Point		F-Throws		Rebounds				Scoring						
				FG-FGA	FG%	3FG-3FGA	3FG%	FT-FTA	FT%	OFF	DEF	TOT	AVG	PF-FO	A	TO	BLK	STL	PTS	AVG
2022-23	PROV	32-0	361/11.3	32-75	.427	12-22	.545	8-10	.800	9	25	34	1.1	23-0	64	24	3	8	84	2.6
TOTAL		32-0	361/11.3	32-75	.427	12-22	.545	8-10	.800	9	25	34	1.1	23-0	64	24	3	8	84	2.6

Single Game Highs

Statistic	Value	
Points	13	vs Columbia 11/26/22, at TCU 11/30/22
Rebounds	5	at TCU 11/30/22, vs UAlbany 12/10/22
Assists	11	vs UAlbany 12/10/22
Steals	2	vs Stonehill 11/15/22, vs Merrimack 11/23/22
Blocks	1	vs Miami (FL) 11/19/22, vs St. John's (NY) 01/07/23, vs Xavier 03/01/23
FG Made	5	vs Columbia 11/26/22, at TCU 11/30/22
FG Attempts	10	at TCU 11/30/22
3FG Made	3	vs Columbia 11/26/22
3FG Attempts	4	at TCU 11/30/22
FT Made	3	vs Manhattan 12/07/22
FT Attempts	3	at TCU 11/30/22, vs Manhattan 12/07/22



2022-23...

#1 PIERRE, Jayden

Opponent	Date	GS	MIN	Total		3-Pointers		Free throws		Rebounds			PF	A	TO	BLK	STL	PTS	AVG			
				FG-FGA	PCT	3FG-3FGA	PCT	FT-FTA	PCT	OFF	DEF	TOT								AVG		
Rider	11/08/2022		06:03	0-1	.000	0-0	.000	0-0	.000	0	0	0	0	0	1	1	0	1	0	0.0		
Northeastern	11/12/2022		10:45	1-2	.500	0-0	.000	0-0	.000	1	0	1	0.5	0	1	2	0	1	2	1.0		
Stonehill	11/15/2022		24:37	4-5	.800	2-2	1.000	0-0	.000	0	1	1	0.7	1	4	1	0	2	10	4.0		
vs Miami (FL)	11/19/2022		07:36	0-1	.000	0-0	.000	0-0	.000	0	0	0	0.5	0	2	0	1	0	0	3.0		
vs Saint Louis	11/20/2022		07:40	0-1	.000	0-0	.000	0-0	.000	0	0	0	0.4	0	1	0	0	0	0	2.4		
Merrimack	11/23/2022		14:37	1-4	.250	0-0	.000	0-0	.000	0	1	1	0.5	0	4	2	0	2	2	3.9		
Columbia	11/26/2022		21:56	5-8	.625	3-3	1.000	0-0	.000	0	2	2	0.7	2	2	0	0	0	13	3.9		
at TCU	11/30/2022		22:25	5-10	.500	2-4	.500	1-3	.333	4	1	5	1.3	1	0	2	0	0	13	5.0		
at Rhode Island	12/03/2022		09:23	0-1	.000	0-1	.000	0-0	.000	0	2	2	1.3	0	2	0	0	0	0	4.4		
Manhattan	12/07/2022		20:01	2-3	.667	0-0	.000	3-3	1.000	0	1	1	1.3	2	5	4	0	1	7	4.7		
UAlbany	12/10/2022		22:14	1-5	.200	0-1	.000	0-0	.000	1	4	5	1.6	1	11	0	0	0	2	4.5		
at Seton Hall	12/17/2022		07:21	0-0	.000	0-0	.000	0-0	.000	0	0	0	1.5	0	1	1	0	0	0	4.1		
Marquette	12/20/2022		08:39	0-0	.000	0-0	.000	0-0	.000	0	0	0	1.4	0	1	0	0	0	0	3.8		
at Butler	12/29/2022		11:30	1-4	.250	1-1	1.000	0-0	.000	1	1	2	1.4	3	1	0	0	0	3	3.7		
at DePaul	01/01/2023		08:10	1-1	1.000	1-1	1.000	0-0	.000	0	0	0	1.3	1	0	1	0	0	3	3.7		
UConn	01/04/2023		07:09	0-1	.000	0-0	.000	0-0	.000	0	0	0	1.3	1	2	2	0	0	0	3.4		
St. John's (NY)	01/07/2023		17:56	3-5	.600	0-1	.000	0-0	.000	1	1	2	1.3	2	1	0	1	0	6	3.6		
at Creighton	01/14/2023		07:48	1-3	.333	0-1	.000	0-0	.000	1	1	2	1.3	0	1	0	0	0	2	3.5		
at Marquette	01/18/2023		13:44	0-1	.000	0-0	.000	0-0	.000	0	0	0	1.3	1	1	1	0	0	0	3.3		
DePaul	01/21/2023		14:15	0-2	.000	0-1	.000	0-0	.000	0	4	4	1.4	2	4	0	0	0	0	3.2		
Butler	01/25/2023		17:31	2-5	.400	1-2	.500	0-0	.000	0	2	2	1.4	2	4	2	0	0	5	3.2		
at Villanova	01/29/2023		03:48	0-0	.000	0-0	.000	0-0	.000	0	1	1	1.4	0	1	0	0	0	0	3.1		
at Xavier	02/01/2023		01:31	0-1	.000	0-0	.000	0-0	.000	0	0	0	1.3	0	0	0	0	0	0	3.0		
Georgetown	02/08/2023		11:54	1-1	1.000	1-1	1.000	0-0	.000	0	0	0	1.3	1	3	1	0	0	3	3.0		
at St. John's (NY)	02/11/2023		02:34	0-0	.000	0-0	.000	0-0	.000	0	0	0	1.2	0	0	1	0	0	0	2.8		
Creighton	02/14/2023		09:45	2-3	.667	1-1	1.000	0-0	.000	0	0	0	1.2	0	1	0	0	0	5	2.9		
Villanova	02/18/2023		06:34	1-1	1.000	0-0	.000	0-0	.000	0	0	0	1.1	0	2	1	0	0	2	2.9		
at UConn	02/22/2023		11:58	0-2	.000	0-1	.000	2-2	1.000	0	0	0	1.1	1	1	0	0	0	2	2.9		
at Georgetown	02/26/2023		06:16	0-0	.000	0-0	.000	0-0	.000	0	2	2	1.1	0	2	0	0	0	0	2.8		
Xavier	03/01/2023		06:54	0-1	.000	0-0	.000	2-2	1.000	0	1	1	1.1	0	1	0	1	0	1	2	2.7	
Seton Hall	03/04/2023		07:47	1-2	.500	0-0	.000	0-0	.000	0	0	0	1.1	0	2	0	0	1	2	2.7		
vs UConn	03/09/2023		10:33	0-1	.000	0-1	.000	0-0	.000	0	0	0	1.1	2	3	0	0	0	0	2.6		
Totals				0	360:34	32-75	.427	12-22	.545	8-10	.800	9	25	34	1.1	23	64	24	3	8	84	2.6

**THE LAST TIME PROVIDENCE COLLEGE...**

PLAYED IN NCAA TOURNAMENT: (3/25/22) Kansas 66 vs. Providence 61 (Sweet 16)
PLAYED IN THE NIT: (3/19/19) Providence 72 vs. Arkansas 84 (First Round)
WON IN OVERTIME... (2/23/23) #18/#19 Creighton 86 at #24/#21 Providence 94 2OT
LOST IN OVERTIME... (2/1/23) #17/#17 Providence 83 at #16/#15 Xavier 85 OT
PLAYED DOUBLE OVERTIME... (2/23/23) #18/#19 Creighton 86 at #24/#21 Providence 94 2OT
PLAYED TRIPLE OVERTIME... (2/23/22) Xavier 92 at Providence 99 3OT
PLAYED A RANKED OPPONENT... (3/9/23) #11/#14 UConn 73 vs. Providence 66
WAS RANKED... (2/27/23) 20 - Associated Press Poll, (2/20/23) 20 - Coaches Poll
DEFEATED A TOP-25 OPPONENT ON THE ROAD... (1/21/22) #17/#17 Providence 65 at #21/23 Xavier 62
DEFEATED A TOP-25 OPPONENT AT HOME... (2/14/23) #18/#19 Creighton 86 vs. Providence 94 2OT
DEFEATED A TOP-25 OPPONENT IN A NEUTRAL ARENA... (3/9/18) Providence 75 vs #3/#2 Xavier 72 OT
DEFEATED A TOP-10 OPPONENT ON THE ROAD... (1/24/16) #16/#17 Providence 82 at #4/#4 Villanova 76 OT
DEFEATED A TOP-10 OPPONENT AT HOME... (1/4/23) #4/#5 UConn 61 vs. Providence 73
WON BY 50 OR MORE... (2/22/01) Binghamton 58 at #25 Providence 119
WON BY 40 OR MORE... (12/7/22) Manhattan 59 at Providence 99
SCORED 100 OR MORE... (12/20/22) #24/#25 Marquette 98 at Providence 103
BOTH TEAMS SCORED 100 OR MORE... (3/9/10) Providence 106 vs. Seton Hall 109
SCORED 90 POINTS... (2/14/23) #18/#19 Marquette 86 at Providence 94
SCORED LESS THAN 50... (11/23/21) Virginia 58 vs. Providence 40
BOTH TEAMS SCORED LESS THAN 50... (12/31/11) Providence 40 at #12/#12 Georgetown 49
ALLOWED 100 OR MORE... (3/9/10) Providence 106 vs. Seton Hall 109
ALLOWED 49 OR LESS... (11/9/19) NJIT 47 at Providence 76
SHOT OVER 60% FG... (11/27/21) Saint Peter's 71 at Providence 85 (64.1 percent)
SHOT UNDER 35% FG... (2/11/23) Providence 68 (33.3 %) at St. John's 73
HELD OPPONENT UNDER 30% FG... (12/10/22) Providence 93 vs. UAlbany 55 (28.4 percent)
MADE 10 3-POINT FG... (3/1/23) #19/#17 Xavier 94 at #20/#20 Providence 89 (11 3 PT FG)
SHOT 100% FROM THE FT LINE (Min. 15 att)... (11/20/22) Providence 73 (20-20 FT) vs St. Louis
MADE 15 OR MORE 3-POINT FG... (3/1/22) Providence 74 (15 three PT FGs) at Villanova 76
DID NOT MAKE A 3-POINT FG... (11/17/14) Binghamton 45 at Providence 66 (0-9, 3 PT FG)
ATTEMPTED 50 FREE THROWS... (1/5/99) West Virginia 87 at Providence 90 (59 FT Attempts)
MADE 40 FREE THROWS... (1/5/99) West Virginia 87 at Providence 90 (40 FT)
HAD 50 OR MORE REBOUNDS... (12/7/22) Manhattan 59 at Providence 99 (51 Rebounds)
HAD 25 OR LESS REBOUNDS... (2/22/23) Providence 69 (20 Rebounds) at #18/#23 Connecticut 87
HAD 20 OR MORE ASSISTS... (2/26/23) Providence 88 (23 assists) at Georgetown
HAD 30 OR MORE ASSISTS... (11/5/19) Providence 106 vs Sacred Heart 60 (31 assists)
HAD 20 OR MORE TURNOVERS... (2/6/22) Providence 71 (20 turnovers) at Georgetown 52
MADE 15 OR MORE STEALS... (1/3/10) Providence 74 (16 steals) at St. John's 59
BLOCKED 10 OR MORE SHOTS... (1/5/19) Providence 106 vs Sacred Heart 60 (10 blocks)
HAD SIX OR MORE PLAYERS IN DOUBLE FIGURES... (12/10/22) Providence 93 vs. UAlbany (6 players)
HAD SEVEN OR MORE PLAYERS IN DOUBLE FIGURES... (11/5/19) Sacred Heart 60 at Providence 106 (7 players)

THE LAST TIME A PROVIDENCE COLLEGE PLAYER...

SCORED 50 OR MORE... (2/23/11) Marshon Brooks (52 points) vs. Notre Dame, (12/15/73) Marvin Barnes (52 points) vs. Austin Peay
SCORED 40 OR MORE... (2/10/16) Ben Bentil (42 points) at Marquette
SCORED 30 OR MORE... (2/6/22) Jared Bynum (32 points) at Georgetown
SCORED 25 OR MORE... (2/26/23) Ed Croswell (25 points) at Georgetown
SCORED 20 OR MORE... (2/26/23) Ed Croswell (25 points) at Georgetown
HIT 15 FIELD GOALS... (3/10/16) Ben Bentil (16 field goals, 38 points) vs. Butler
HIT 10 THREE POINT FG... (2/23/00) Donta Wade (10, 3PT FG) at Notre Dame
HIT 9 THREE POINT FG... (2/2/05) Donnie McGrath (9, 3PT FG) vs. Virginia
HIT 8 THREE POINT FG... (2/2/05) Donnie McGrath (9, 3PT FG) vs. Virginia
HIT 7 THREE POINT FG... (1/21/23) Noah Locke (7, 3PT FG) vs. DePaul
HIT 6 THREE POINT FG... (2/26/23) Jared Bynum (6, 3PT FG) at Georgetown
MADE 15 FREE THROWS... (11/24/10) Vincent Council (16-16 FT) vs. Wyoming
HAD 25 REBOUNDS... (1/25/94) Michael Smith (26 rebounds) vs. Syracuse
HAD 20 REBOUNDS... (12/20/22) Bryce Hopkins (23 rebounds) vs. #24/#25 Marquette
HAD 15 REBOUNDS... (12/20/22) Bryce Hopkins (23 rebounds) vs. #24/#25 Marquette
THREE PLAYERS HAD 10 REBOUNDS... (12/19/15) Jalen Lindsey (13), Ben Bentil (12), Rodney Bullock (11) vs. Rider
HAD 15 ASSISTS... (12/28/17) Kyrion Cartwright (16 Assists) at St. John's
HAD 10 ASSISTS... (2/11/23) Jared Bynum (10 Assists) at St. John's
HAD 10 STEALS... (1/22/02) John Linehan (11 Steals) vs. Rutgers
HAD 8 STEALS... (11/14/15) Kris Dunn (8 Steals) vs. Harvard
HAD 12 BLOCKS... (12/8/71) Marvin Barnes (12 Blocks) vs. Buffalo
HAD 11 BLOCKS... (12/11/71) Marvin Barnes (11 Blocks) at St. Joseph's
HAD 10 BLOCKS... (12/2/00) Karim Shabazz (10 Blocks) vs. Rhode Island
HAD 5 BLOCKS... (1/17/14) Carson Desrosiers (6 Blocks) at Creighton
REGISTERED A TRIPLE-DOUBLE... (12/2/15) Kris Dunn (16 pts, 14 assists, 10 rebs) vs. Hartford
REGISTERED A DOUBLE-DOUBLE... (3/1/23) Ed Croswell (17 pts, 13 reb.) vs. No. 19/17 Xavier
TWO PLAYERS REGISTERED A DOUBLE-DOUBLE... (2/18/23) Bryce Hopkins (19 pts, 12 reb.), Ed Croswell (21 pts, 10 reb.) vs. Villanova
THREE PLAYERS REGISTERED A DOUBLE-DOUBLE... (12/19/15) Jalen Lindsey (13 pt, 13 rb), Ben Bentil (19 pt, 12 rb), Rodney Bullock (16 pt, 11 rb) vs. Rider
TWO PLAYERS HAD 20 POINTS... (2/14/23) Bryce Hopkins (20 points), Noah Locke (20 points), Devin Carter (25 points) vs. No. 18/19 Creighton
THREE PLAYERS HAD 20 POINTS... (2/14/23) Bryce Hopkins (20 points), Noah Locke (20 points), Devin Carter (25 points) vs. No. 18/19 Creighton



2022-23 Providence Men's Basketball
Combined Team Statistics
All games

Game Records

Record	Overall	Home	Away	Neutral
ALL GAMES	21-11	15-2	6-6	0-3
CONFERENCE	13-7	8-2	5-5	0-0
NON-CONFERENCE	8-4	7-0	1-1	0-3

Score by Periods

Team	1st	2nd	OT	TOT
Providence	1145	1301	53	2499
Opponents	1069	1171	42	2282

Team Box Score

No.	Player	Total			3-Point			F-Throw		Rebounds				Other				PTS	AVG			
		GP-GS	MIN	AVG	FG-FGA	FG%	3FG-3FGA	3FG%	FT-FTA	FT%	OFF	DEF	TOT	AVG	PF	DQ	A			TO	BLK	STL
23	HOPKINS, Bryce	32-32	1114:13	34.8	172-376	.457	28-74	.378	142-186	.763	53	218	271	8.5	69	1	74	73	20	27	514	16.1
5	CROSWELL, Ed	32-32	921:45	28.8	164-271	.605	1-2	.500	93-141	.660	125	117	242	7.6	91	3	23	46	30	36	422	13.2
22	CARTER, Devin	32-32	1020:16	31.9	137-316	.434	34-110	.309	112-155	.723	39	119	158	4.9	64	0	78	53	34	57	420	13.1
10	LOCKE, Noah	32-31	889:24	27.8	129-297	.434	70-180	.389	27-34	.794	14	61	75	2.3	47	0	30	30	1	14	355	11.1
4	BYNUM, Jared	28-23	767:38	27.4	93-240	.388	36-113	.319	58-70	.829	10	59	69	2.5	54	0	120	47	4	24	280	10.0
0	BREED, Alyn	31-9	583:51	18.8	51-128	.398	13-47	.277	38-46	.826	5	70	75	2.4	54	1	48	39	0	24	153	4.9
21	MOORE, Clifton	32-1	421:03	13.2	59-119	.496	6-22	.273	27-36	.750	43	65	108	3.4	43	0	11	18	39	12	151	4.7
1	PIERRE, Jayden	32-0	360:54	11.3	32-75	.427	12-22	.545	8-10	.800	9	25	34	1.1	23	0	64	24	3	8	84	2.6
14	FLOYD, JR., Corey	28-0	265:05	9.5	24-55	.436	13-31	.419	11-12	.917	11	23	34	1.2	18	0	12	14	2	8	72	2.6
30	CASTRO, Rafael	26-0	169:31	6.5	19-37	.514	0-4	.000	10-16	.625	27	28	55	2.1	15	0	8	8	13	10	48	1.8
24	FONTS, Luke	4-0	05:10	1.3	0-0	.000	0-0	.000	0-0	.000	0	0	0	0.0	0	0	1	0	0	0	0	0.0
33	O'HAIRE, Kieran	5-0	06:11	1.2	0-3	.000	0-1	.000	0-0	.000	0	2	2	0.4	1	0	1	0	0	1	0	0.0
Team											56	47	103					25				
Total		32	6525		880-1917	.459	213-606	.351	526-706	.745	392	834	1226	38.3	479	5	470	377	146	221	2499	78.1
Opponents		32	6525		849-1917	.443	220-649	.339	364-489	.744	302	719	1021	31.9	585	14	409	376	126	193	2282	71.3

Team Statistics

	PROV	OPP
Scoring	2499	2282
Points per game	78.1	71.3
Scoring margin	+6.8	-
Field goals-att	880-1917	849-1917
Field goal pct	.459	.443
3 point fg-att	213-606	220-649
3-point FG pct	.351	.339
3-pt FG made per game	6.7	6.9
Free throws-att	526-706	364-489
Free throw pct	.745	.744
F-Throws made per game	16.4	11.4
Rebounds	1226	1021
Rebounds per game	38.3	31.9
Rebounding margin	+6.4	-
Assists	470	409
Assists per game	14.7	12.8
Turnovers	377	376
Turnovers per game	11.8	11.8
Turnover margin	0.0	-
Assist/turnover ratio	1.2	1.1
Steals	221	193
Steals per game	6.9	6.0
Blocks	146	126
Blocks per game	4.6	3.9
Winning streak	0	-
Home win streak	0	-
Attendance	180330	119131
Home games-Avg/Game	17-10608	12-9928
Neutral site-Avg/Game	-	3-11197

Team Results

Date	Opponent	Score	Att.
11/08/2022	Rider	W 66-65	11018
11/12/2022	Northeastern	W 89-65	12011
11/15/2022	Stonehill	W 100-76	5887
11/19/2022	vs Miami (FL)	L 64-74	8756
11/20/2022	vs Saint Louis	L 73-76	5022
11/23/2022	Merrimack	W 71-57	8269
11/26/2022	Columbia	W 78-64	9215
11/30/2022	at TCU	L 62-75	5593
12/03/2022	at Rhode Island	W 88-74	7662
12/07/2022	Manhattan	W 99-59	5822
12/10/2022	UAlbany	W 93-55	8229
12/17/2022	at Seton Hall	W 71-67	10147
12/20/2022	Marquette	Wot2 103-98	10869
12/29/2022	at Butler	W 72-52	7577
01/01/2023	at DePaul	W 74-59	3316
01/04/2023	UConn	W 73-61	12400
01/07/2023	St. John's (NY)	W 83-80	12401
01/14/2023	at Creighton	L 67-73	17443
01/18/2023	at Marquette	L 75-83	14544
01/21/2023	DePaul	W 75-64	12400
01/25/2023	Butler	W 79-58	10869
01/29/2023	at Villanova	W 70-65	15053
02/01/2023	at Xavier	Lot 83-85	10334
02/08/2023	Georgetown	W 74-62	11892
02/11/2023	at St. John's (NY)	L 68-73	10210
02/14/2023	Creighton	Wot2 94-86	12400
02/18/2023	Villanova	W 85-72	12659
02/22/2023	at UConn	L 69-87	10167
02/26/2023	at Georgetown	W 88-68	7085
03/01/2023	Xavier	L 89-94	12400
03/04/2023	Seton Hall	L 58-82	11589
03/09/2023	vs UConn	L 66-73	19812



2022-23 Providence Men's Basketball Combined Team Statistics In Conference games

Page 1/1
as of Mar 04, 2023

Game Records

Record	Overall	Home	Away	Neutral
ALL GAMES	13-7	8-2	5-5	0-0
CONFERENCE	13-7	8-2	5-5	0-0
NON-CONFERENCE	0-0	0-0	0-0	0-0

Score by Periods

Team	1st	2nd	OT	TOT
Providence	703	794	53	1550
Opponents	678	749	42	1469

Team Box Score

No.	Player				Total		3-Point		F-Throw		Rebounds											
		GP-GS	MIN	AVG	FG-FGA	FG%	3FG-3FGA	3FG%	FT-FTA	FT%	OFF	DEF	TOT	AVG	PF	DQ	A	TO	BLK	STL	PTS	AVG
23	HOPKINS, Bryce	20-20	725:48	36.3	110-247	.445	20-48	.417	94-123	.764	28	143	171	8.6	43	1	42	42	17	18	334	16.7
22	CARTER, Devin	20-20	678:47	33.9	96-224	.429	24-75	.320	72-99	.727	27	78	105	5.3	46	0	61	27	27	37	288	14.4
5	CROSWELL, Ed	20-20	640:44	32.0	106-175	.606	1-2	.500	73-108	.676	81	84	165	8.3	61	2	22	35	20	18	286	14.3
10	LOCKE, Noah	20-20	596:08	29.8	86-189	.455	45-109	.413	18-22	.818	11	36	47	2.4	35	0	16	21	1	8	235	11.8
4	BYNUM, Jared	16-12	433:40	27.1	58-137	.423	29-70	.414	29-35	.829	8	40	48	3.0	33	0	62	31	1	15	174	10.9
0	BREED, Alyn	20-8	405:43	20.3	29-93	.312	7-32	.219	26-30	.867	5	50	55	2.8	40	1	33	25	0	15	91	4.6
21	MOORE, Clifton	20-0	220:14	11.0	24-57	.421	2-13	.154	7-10	.700	28	31	59	3.0	27	0	8	10	16	5	57	2.9
14	FLOYD, JR., Corey	20-0	180:03	9.0	12-32	.375	7-18	.389	9-10	.900	6	15	21	1.1	12	0	9	7	1	5	40	2.0
1	PIERRE, Jayden	20-0	183:04	9.2	13-33	.394	5-10	.500	4-4	1.000	3	13	16	0.8	14	0	28	12	2	1	35	1.8
30	CASTRO, Rafael	15-0	58:39	3.9	4-11	.364	0-1	.000	2-3	.667	6	9	15	1.0	6	0	5	3	5	2	10	0.7
24	FONTS, Luke	1-0	00:21	0.3	0-0	.000	0-0	.000	0-0	.000	0	0	0	0.0	0	0	0	0	0	0	0	0.0
33	O'HAIRE, Kieran	2-0	01:48	0.9	0-1	.000	0-0	.000	0-0	.000	0	0	0	0.0	0	0	0	0	0	0	0	0.0
Team											37	28	65				19					
Total		20	4125		538-1199	.449	140-378	.370	334-444	.752	240	527	767	38.4	317	4	286	232	90	124	1550	77.5
Opponents		20	4125		545-1204	.453	130-409	.318	249-346	.720	189	472	661	33.1	365	11	263	213	88	115	1469	73.5

Team Statistics

	PROV	OPP
Scoring	1550	1469
Points per game	77.5	73.5
Scoring margin	+4.1	-
Field goals-att	538-1199	545-1204
Field goal pct	.449	.453
3 point fg-att	140-378	130-409
3-point FG pct	.370	.318
3-pt FG made per game	7.0	6.5
Free throws-att	334-444	249-346
Free throw pct	.752	.720
F-Throws made per game	16.7	12.5
Rebounds	767	661
Rebounds per game	38.4	33.1
Rebounding margin	+5.3	-
Assists	286	263
Assists per game	14.3	13.2
Turnovers	232	213
Turnovers per game	11.6	10.7
Turnover margin	-1.0	-
Assist/turnover ratio	1.2	1.2
Steals	124	115
Steals per game	6.2	5.8
Blocks	90	88
Blocks per game	4.5	4.4
Winning streak	0	-
Home win streak	0	-
Attendance	119879	105876
Home games-Avg/Game	10-11988	10-10588
Neutral site-Avg/Game	-	0-0

Team Results

Date	Opponent		Score	Att.
12/17/2022	at Seton Hall	W	71-67	10147
12/20/2022	Marquette	Wot2	103-98	10869
12/29/2022	at Butler	W	72-52	7577
01/01/2023	at DePaul	W	74-59	3316
01/04/2023	UConn	W	73-61	12400
01/07/2023	St. John's (NY)	W	83-80	12401
01/14/2023	at Creighton	L	67-73	17443
01/18/2023	at Marquette	L	75-83	14544
01/21/2023	DePaul	W	75-64	12400
01/25/2023	Butler	W	79-58	10869
01/29/2023	at Villanova	W	70-65	15053
02/01/2023	at Xavier	Lot	83-85	10334
02/08/2023	Georgetown	W	74-62	11892
02/11/2023	at St. John's (NY)	L	68-73	10210
02/14/2023	Creighton	Wot2	94-86	12400
02/18/2023	Villanova	W	85-72	12659
02/22/2023	at UConn	L	69-87	10167
02/26/2023	at Georgetown	W	88-68	7085
03/01/2023	Xavier	L	89-94	12400
03/04/2023	Seton Hall	L	58-82	11589



2022-23 PROVIDENCE COLLEGE WINS AND LOSSES

FRIARS RECORD WHEN....

Providence shoots 50% or better from the floor	10-0
Providence shoots less than 50% from the floor	11-11
Providence holds opponent to 49% or less from the floor	19-5
Providence opponent shoots 50% or better from the floor	2-6
Providence outrebounds opponent.....	19-6
Opponent outrebounds Providence	1-5
Rebounds are tied.....	1-0
Providence makes 40% of three point tries.....	9-3
Providence makes less than 40% of three point tries	12-7
Providence scores less than 60 points	0-1
Providence scores 60 or more points.....	21-10
Providence scores 70 or more points.....	19-4
Providence scores 80 or more points.....	9-2
Opponent held to less than 60 points.....	6-0
Opponent scores 60 or more points.....	14-9
Opponent scores 70 or more points.....	6-9
Opponent scores 80 or more points.....	3-4

FRIARS WHEN AHEAD, TIED AND TRAILING IN 2022-23....

	WHEN AHEAD	WHEN TIED	WHEN TRAILING
Halftime	16-1	0-0	5-10
10 Minutes Left	18-2	0-0	3-8
5 Minutes Left	19-2	0-0	2-9

2021-22 STARTING LINEUPS RECORDS:

Croswell, Bynum, Carter, Hopkins, Locke: 16-7
 Croswell, Bynum, Carter, Hopkins, Moore: 0-1
 Croswell, Breed, Carter, Hopkins, Locke: 5-4

RECORDS AS STARTERS IN 2022-23:

Bynum: 16-7
 Croswell: 21-11
 Carter: 21-11
 Hopkins: 21-11
 Locke: 21-10
 Moore: 0-1
 Breed: 5-4

GAMES LOST - INJURY/ILLNESS (5) IN 2022-23:

Floyd (1), Bynum (4)

GAMES PC PLAYERS LED IN 2022-23:

Scoring: Hopkins (8), Bynum (1), Croswell (2), Moore (1), Carter (4), Locke (2)
 Rebounding: Croswell (10), Hopkins (10), Carter (3), Castro (1)

DOUBLE/DOUBLES:

Croswell (8), Hopkins (10), Carter (2), Castro (1)

TRIPLE/DOUBLES:

20-POINT GAMES:

Bynum (1), Hopkins (9), Croswell (6), Carter (4), Locke (4)

30-POINT GAMES:

40-POINT GAMES:

FRIARS' MARGIN DIFFERENTIAL

	1	2	3	4	5	6	7	8	9	10	11	12	13	14	15	16-20	21-25	26-30	31-34	35+	
Lost	1	1	1	2	1	1	1	1	1	1			1			1					
Won	1		1	1	2			1			1	2	1	3	1	2	3				2

PC By The Numbers

2022-23

LAST FIVE GAMES:	1-4
LAST TEN GAMES:	4-6
HOME:	15-2
ROAD:	6-6
NEUTRAL:	0-3
OVERTIME GAMES:	0-0
BIG EAST RECORD:	13-6
BIG EAST HOME:	8-2
BIG EAST AWAY:	5-5
LONGEST WIN STREAK:	9
LONGEST BIG EAST WIN STREAK:	6
LONGEST HOME WIN STREAK:	15
LONGEST BIG EAST HOME WIN STREAK:	8
LONGEST BIG EAST ROAD WIN STREAK:	3
LONGEST LOSING STREAK:	2
WHEN LEADING AT HALFTIME:	16-1
HOME:	11-0
AWAY:	4-0
NEUTRAL:	0-1
WHEN TRAILING AT HALFTIME:	5-10
HOME:	3-2
AWAY:	2-6
NEUTRAL:	0-2
WHEN TIED AT HALFTIME:	0-0
HOME:	0-0
AWAY:	0-0
NEUTRAL:	0-0
RECORD BY THE DAY:	
Record on Monday	0-0
Record on Tuesday	4-0
Record on Wednesday	5-5
Record on Thursday	1-1
Record on Friday	0-0
Record on Saturday	8-4
Record on Sunday	3-1
RECORD BY THE MONTH:	
November	5-3
December	6-0
January	4-2
February	4-3
March	0-2
BY CONFERENCE:	
ACC	1-0
Atlantic 10	1-1
Big 12	0-1
BIG EAST	13-8
CAA	2-0
Ivy League	1-0
MAAC	2-0
NEC	2-0

2022-23 Providence Basketball



2022-23 Box Scores



Official Basketball Box Score - Final
Rider at Providence
 11/08/22 Amica Mutual Pavilion, Providence
 2022-23 Men's Basketball

Game Time: 6:30 PM
 Game Duration: 2:17
 Attendance: 11,018

Officials: John Gathney, Brent Hampton, Nathan Hall

NO.	Name	Min	FG	3P	FT	Rebounds		Fouls	TP	AS	TO	ST	Blocks		+/-	
						OR	DR						BS	BA		
5	Mervin James	23:37	6-11	0-0	0-0	1	4	5	1	12	2	3	0	1	1	-5
13	Ajiri Ogemuno-Johnson	15:05	0-3	0-0	1-2	1	0	1	5	1	0	1	0	0	1	2
2	Allen Powell	33:23	5-9	2-4	3-4	0	0	0	4	15	3	3	0	0	2	-2
15	Allen Betrand	32:14	3-7	3-5	0-0	0	7	3	0	9	2	1	1	0	0	-1
55	Dwight Murray, Jr.	37:12	6-16	4-5	2-2	2	4	6	0	5	18	4	2	2	0	3
33	Tariq Ingraham	08:01	0-0	0-0	0-0	0	1	1	3	0	0	1	1	0	0	-7
3	Corey McKeithan	11:21	1-2	0-0	0-0	1	1	1	2	0	0	1	1	0	0	-2
12	Zachron Blue	07:54	1-2	0-0	0-0	1	3	4	1	0	2	0	0	0	0	5
35	Nehemiah Benson	14:54	0-2	0-0	0-0	1	3	4	1	0	1	1	1	1	1	5
11	Tyrel Bladen	15:04	2-2	0-0	2-2	0	1	1	4	1	6	0	0	0	0	4
23	Anthony McCall	01:15	0-0	0-0	0-0	0	1	1	0	1	0	0	0	0	0	0
Team						4	0	4	0	0	0	1	0	0	0	0
Totals		24:58	9-14	8-10	11	25	36	29	15	65	14	14	5	2	8	-1

Technical Fouls: NONE

NO.	Name	Min	FG	3P	FT	Rebounds		Fouls	TP	AS	TO	ST	Blocks		+/-	
						OR	DR						BS	BA		
5	Ed Crosswell	25:17	5-7	0-0	3-7	7	3	10	2	6	13	0	2	1	1	0
23	Bryce Hopkins	35:41	3-10	1-3	11-16	2	4	6	1	8	18	1	0	0	1	5
4	Jared Bynum	31:22	1-9	0-4	3-4	0	6	6	4	4	5	1	1	0	0	-2
10	Noah Locke	33:25	3-11	2-8	2-2	0	1	1	1	10	2	1	1	0	0	-4
22	Devin Carter	33:17	2-6	0-2	5-8	2	5	7	3	5	9	1	2	5	1	0
21	Clifton Moore	18:18	3-5	1-2	1-2	2	2	2	2	1	8	0	1	1	4	0
0	Alyn Breed	12:17	0-0	0-0	1-2	0	2	2	2	3	1	0	0	0	0	13
1	Jayden Pierre	06:04	0-1	0-0	0-0	0	0	0	0	0	1	1	1	0	0	-5
30	Rafael Castro	04:19	1-1	0-0	0-2	2	0	0	0	2	0	0	0	1	0	-4
Team						2	1	3	0	0	0	1	0	0	0	0
Totals		18:50	4-19	26-43	15	24	39	15	29	66	10	9	10	8	2	1

Technical Fouls: NONE

RIDER	PROV	Points from		Period by Period Scoring					
		Turnovers	Paint	1st	2nd	TOT			
Biggest lead	15 (1 st 5:51)	10 (2 nd 7:20)	4	14					
Best Scoring Run	6 (1 st 13:37)	11 (2 nd 14:09)	22	28					
Lead Changes	4	4	RIDER	40	25	65			
Times Tied	3	Fast Breaks	12	14					
Time with Lead	25:00	11:25	Bench	10	11	PROV	30	36	66



Official Basketball Box Score - Final
Stonehill at Providence
 11/15/22 Amica Mutual Pavilion, Providence
 2022-23 Men's Basketball

Game Time: 5:00 PM
 Game Duration: 1:53
 Attendance: 5,587

Officials: Wally Rubicki, Nathan Farret, Bert Smith

NO.	Name	Min	FG	3P	FT	Rebounds		Fouls	TP	AS	TO	ST	Blocks		+/-	
						OR	DR						BS	BA		
2	Maxwell Zegzarowski	31:50	5-12	3-6	1-2	1	1	2	1	2	14	2	2	1	1	0
21	Cole Bergan	25:19	1-3	0-0	0-0	1	1	1	1	2	4	4	1	0	1	-25
32	Andrew Sims	31:10	5-11	0-2	1-2	0	1	1	3	5	11	1	0	0	1	-17
11	Isaiah Burnett	30:25	4-8	1-1	1-2	0	4	4	2	3	10	4	2	1	1	-18
12	Thatcher Stone	02:19	6-8	0-2	0-0	0	1	1	4	0	12	1	2	0	0	-22
5	Josh Mack	18:58	3-4	1-1	0-0	0	4	4	2	0	7	3	3	2	0	-16
22	Shamir Johnson	20:42	5-7	0-0	0-1	1	1	1	1	0	15	0	0	0	1	-3
20	Nathan McGill	10:21	1-2	0-1	0-0	0	1	1	1	2	0	0	0	0	0	-1
33	Ethan Meuser	06:30	1-2	0-1	1-1	1	1	1	1	2	3	1	0	0	0	4
4	Chas Stinson	03:26	0-1	0-0	0-0	0	1	1	0	0	0	0	0	0	0	-6
Team						2	0	2	0	0	0	1	0	0	0	0
Totals		31:58	10-21	4-7	4	15	19	17	12	76	16	14	6	4	4	-24

Technical Fouls: NONE

NO.	Name	Min	FG	3P	FT	Rebounds		Fouls	TP	AS	TO	ST	Blocks		+/-	
						OR	DR						BS	BA		
5	Ed Crosswell	21:48	8-14	0-0	0-1	8	1	9	1	16	0	2	2	0	1	17
23	Bryce Hopkins	30:10	5-8	0-0	6-6	1	7	8	3	5	16	4	0	0	1	0
4	Jared Bynum	25:14	2-8	1-3	2-3	0	1	1	1	2	7	4	1	0	0	22
10	Noah Locke	21:29	5-8	4-6	0-0	1	2	3	0	0	14	1	1	0	0	17
22	Devin Carter	24:23	6-12	1-5	1-1	3	4	2	2	2	14	0	2	1	0	37
0	Alyn Breed	16:59	0-1	0-0	2-2	0	0	0	1	1	2	2	1	1	0	-3
21	Clifton Moore	22:51	4-7	1-1	7-8	3	5	8	1	6	16	1	2	0	3	18
1	Jayden Pierre	24:37	4-5	2-2	0-0	0	1	1	1	10	4	1	2	0	0	12
30	Rafael Castro	05:11	1-2	0-0	0-0	1	2	3	0	2	0	1	1	0	1	1
14	Corey Floyd, Jr.	07:18	1-2	1-2	0-0	1	0	1	2	3	0	1	0	0	0	-13
Team						0	2	2	0	0	0	0	0	0	0	0
Totals		36:67	10-19	18-21	16	24	40	12	17	100	16	12	7	4	4	24

Technical Fouls: NONE

SC	PROV	Points from		Period by Period Scoring					
		Turnovers	Paint	1st	2nd	TOT			
Biggest lead	0 (1 st 20:00)	25 (2 nd 11:37)	3	27					
Best Scoring Run	10 (1 st 4:29)	9 (1 st 17:28)	38	50					
Lead Changes	0	3	33	23					
Times Tied	0	Fast Breaks	6	9					
Time with Lead	00:00	39:44	Bench	27	33	PROV	47	53	100



Official Basketball Box Score - Final
Northeastern at Providence
 11/12/22 Amica Mutual Pavilion, Providence
 2022-23 Men's Basketball

Game Time: 8:00 PM
 Game Duration: 1:59
 Attendance: 12,011

Officials: Jeff Anderson, Brian O'Connell, Mike Palau

NO.	Name	Min	FG	3P	FT	Rebounds		Fouls	TP	AS	TO	ST	Blocks		+/-	
						OR	DR						BS	BA		
15	Coleman Stucke	25:13	6-12	5-9	0-0	1	1	2	1	17	0	0	0	1	0	-13
33	Chris Doherty	23:01	2-4	0-0	0-0	1	0	1	4	1	4	1	0	0	2	-19
2	Glen McClintock	22:19	1-3	0-1	0-0	0	5	5	1	0	2	1	4	1	0	-11
10	Harold Woods	18:13	0-5	0-2	0-0	3	3	6	1	0	0	3	1	0	0	-14
11	Jahmyl Telford	30:05	4-13	0-3	3-4	1	1	2	2	11	2	3	1	1	0	-6
1	Masai Troutman	22:13	2-6	0-1	3-4	0	1	1	2	3	7	1	2	0	0	-15
3	Chase Cormier	17:41	3-4	2-3	3-4	0	0	1	1	2	11	4	0	0	0	-13
4	Rashad King	07:16	1-2	1-2	0-0	1	1	2	1	0	3	0	1	0	0	-9
45	Collin Metcalf	07:16	0-2	0-0	0-0	0	1	1	2	0	0	0	0	0	2	-5
12	Alexander Nwagha	09:37	1-2	0-0	1-2	0	0	0	1	2	3	1	1	0	0	-3
13	Jared Turner	13:30	3-4	1-2	0-0	0	1	1	1	0	7	0	0	0	0	-5
55	Tou Randriasalama	03:36	0-2	0-1	0-0	1	0	1	0	0	0	0	0	0	0	-7
Team						3	0	3	0	0	0	0	0	0	0	0
Totals		23:58	9-24	10-14	11	15	26	17	11	65	13	14	2	7	6	-24

Technical Fouls: NONE

NO.	Name	Min	FG	3P	FT	Rebounds		Fouls	TP	AS	TO	ST	Blocks		+/-	
						OR	DR						BS	BA		
5	Ed Crosswell	17:17	3-6	0-0	2-2	2	2	4	2	3	8	1	0	3	2	1
23	Bryce Hopkins	33:04	4-9	0-0	2-4	4	2	4	2</							



Official Basketball Box Score - Final
Providence at Saint Louis
 11/20/22 Monegan Sports Arena, Uncasville
 2022-23 Men's Basketball

Game Time: 3:30 PM
 Game Duration: 2:02

Officials: Doug Simmons, Ron Tyburzik, Earl Walton

Providence - 73

Record: 3-2

NO.	Name	Min	FG		3P		FT		Rebounds		Fouls		TP	AS	TO	ST	Blocks		+/-	
			M	A	M	A	O	R	O	R	O	R					O	O		O
5	Ed Crosswell	4:10	4	10	0	0	3	3	5	5	10	4	4	11	0	1	1	2	1	2
3	Bryce Hopkins	36:13	6	10	2	3	6	6	3	6	9	4	3	20	2	3	1	0	1	-3
4	Jared Bynum	37:51	5	16	0	5	5	2	2	4	2	4	15	3	2	0	0	0	0	-4
10	Noah Locke	23:43	2	10	2	7	0	0	2	2	0	0	6	1	1	1	0	0	-7	
22	Devin Carter	36:41	3	9	2	4	2	4	5	4	1	10	3	2	1	1	1	1	-1	
1	Jayden Pierre	07:40	0	1	0	0	0	0	0	0	0	1	0	1	0	0	0	0	2	
30	Rafael Castro	05:46	0	1	0	0	2	2	1	0	1	1	2	0	0	0	0	0	-3	
21	Clifton Moore	11:27	2	4	0	0	0	3	5	0	1	1	4	0	0	1	0	1	-2	
14	Corey Floyd, Jr.	14:05	1	3	1	1	2	2	0	0	0	1	5	1	1	0	0	0	1	
Team																				
Totals			23-64	7-20	20-20	15	23	38	15	16	73	11	11	6	3	4	3			

Technical Fouls: NONE

Shooting By Period		
1 st FG%	10-32	31.3%
3PT%	3-8	37.5%
FT%	13-13	100%
2 nd FG%	13-32	40.6%
3PT%	4-12	33.3%
FT%	7-7	100%
GM FG%	23-64	35.9%
3PT%	7-20	35.0%
FT%	20-20	100.0%

Dead Ball Rebounds: 1, 0



Official Basketball Box Score - Final
Merrimack at Providence
 11/23/22 Amica Mutual Pavilion, Providence, RI
 2022-23 Men's Basketball

Game Time: 7:00 PM
 Game Duration: 1:46
 Attendance: 8,269

Officials: Brian O'Connell, Evon Burroughs, Leslie Jones

Merrimack - 57

Record: 1-5

NO.	Name	Min	FG		3P		FT		Rebounds		Fouls		TP	AS	TO	ST	Blocks		+/-	
			M	A	M	A	O	R	O	R	O	O					O	O		O
23	Ziggy Reid	35:04	7	14	3	5	4	4	0	2	2	3	3	21	1	1	1	1	1	-18
1	Jaylen Stinson	22:41	3	6	1	1	0	0	0	1	1	2	0	7	3	4	0	0	2	0
3	Mykel Derring	24:36	3	5	2	3	0	0	1	1	1	0	8	0	0	1	0	1	-13	
4	Jordan Kackack	28:44	1	5	0	1	2	2	2	0	1	4	4	2	4	1	0	1	-13	
24	Jordan McKoy	28:48	0	4	0	3	0	0	0	1	1	2	0	0	3	2	4	0	0	
2	Jayden Bennett	26:10	4	12	2	6	1	2	0	0	0	1	11	1	2	4	0	1	-8	
5	Devon Savage	23:17	2	6	2	4	0	0	1	1	2	3	6	0	0	1	1	0	-5	
11	Bryan Elumnu	09:33	0	0	0	0	0	0	0	0	1	1	0	0	0	0	0	0	-2	
20	Nick Flichner	01:07	0	0	0	0	0	0	0	0	0	0	0	0	0	0	0	0	-2	
Team																				
Totals			20-52	10-23	7-8	5	16	21	14	12	14	12	57	10	14	12	2	6	14	

Technical Fouls: NONE

Shooting By Period		
1 st FG%	8-19	42.1%
3PT%	3-6	50.0%
FT%	7-8	87.5%
2 nd FG%	12-33	36.4%
3PT%	7-17	41.2%
FT%	0-0	0%
GM FG%	20-52	38.5%
3PT%	10-23	43.5%
FT%	7-8	87.5%

Dead Ball Rebounds: 1, 2

Saint Louis - 76

Record: 4-1

NO.	Name	Min	FG		3P		FT		Rebounds		Fouls		TP	AS	TO	ST	Blocks		+/-	
			M	A	M	A	O	R	O	R	O	O					O	O		B
3	Javonte Perkins	5:15	1	6	0	0	1	2	3	4	2	14	1	1	1	1	1	1	3	
5	Francis Okoro	25:38	4	6	0	0	2	2	4	5	9	4	2	10	1	1	0	2	10	
1	Yuri Collins	36:20	9	13	0	0	3	4	5	5	2	6	21	7	5	3	0	1	2	
4	Javon Pickett	31:04	3	8	0	2	4	4	6	1	3	10	1	0	2	0	0	0	-1	
24	Gibson Jimerson	34:18	4	8	2	5	0	0	3	3	1	0	10	0	1	0	1	0	0	
10	Jake Forrester	13:07	3	6	0	0	1	1	2	3	1	7	0	2	0	0	0	0	-6	
21	Sincere Parker	18:39	0	3	0	2	2	2	1	1	2	1	1	0	0	0	0	0	0	
22	Trenton Hargrove Jr.	08:56	1	1	0	0	0	1	1	0	0	2	0	0	0	0	0	0	4	
2	Larry Hughes Jr.	03:40	0	0	0	0	0	0	0	0	0	0	0	0	0	0	0	0	0	
35	Mouhammadou Cissé	01:15	0	0	0	0	0	0	0	0	0	0	0	0	0	0	0	0	-1	
Team																				
Totals			29-60	3-15	15-17	10	25	35	16	15	76	11	9	7	4	3	3			

Technical Fouls: NONE

Shooting By Period		
1 st FG%	12-27	44.4%
3PT%	2-8	25.0%
FT%	4-5	80%
2 nd FG%	17-33	51.5%
3PT%	1-7	14.3%
FT%	11-12	91.7%
GM FG%	29-60	48.3%
3PT%	3-15	20.0%
FT%	15-17	88.2%

Dead Ball Rebounds: 0, 0

Providence - 71

Record: 4-2

NO.	Name	Min	FG		3P		FT		Rebounds		Fouls		TP	AS	TO	ST	Blocks		+/-	
			M	A	M	A	O	R	O	R	O	O					O	O		B
5	Ed Crosswell	28:18	7	10	0	0	3	4	3	7	2	3	17	0	0	0	0	1	15	
23	Bryce Hopkins	35:24	5	15	0	3	5	6	9	2	4	13	1	1	0	0	0	0	13	
4	Jared Bynum	25:50	3	11	0	0	0	0	0	2	1	5	6	1	2	1	0	9		
10	Noah Locke	27:37	6	12	2	6	0	0	1	6	7	1	14	2	1	1	0	0	3	
22	Devin Carter	34:27	5	8	0	1	2	3	4	6	10	4	12	2	7	2	2	0	17	
0	Alyn Breed	18:23	1	2	0	0	2	2	0	3	2	1	4	3	2	0	0	0	6	
21	Clifton Moore	10:24	2	5	0	0	0	1	1	3	0	4	0	0	0	0	0	0	-1	
1	Jayden Pierre	14:37	1	4	0	0	0	0	1	1	0	0	2	4	2	2	0	1	3	
30	Rafael Castro	05:00	0	1	0	0	0	0	1	0	1	0	0	0	0	0	0	0	5	
Team																				
Totals			29-60	3-11	10-14	16	27	43	12	14	71	18	14	7	6	2	14			

Technical Fouls: NONE

Shooting By Period		
1 st FG%	16-31	51.6%
3PT%	1-6	16.7%
FT%	4-6	66.7%
2 nd FG%	13-29	44.8%
3PT%	2-5	40.0%
FT%	6-8	75%
GM FG%	29-60	48.3%
3PT%	3-11	27.3%
FT%	10-14	71.4%

Dead Ball Rebounds: 1, 0

Biggest lead	PRV	SLU	Points from Turnovers	PRV	SLU	Period by Period Scoring			
						1st	2nd	TOT	
Best Scoring Run	9(1 st 11:15)	9(2 nd 6:05)	Paint	26	40	PRV	36	37	73
Lead Changes	8		Second Chance	17	9	SLU	30	46	76
Times Tied	11		Fast Breaks	9	17				
Time with Lead	21:34	13:41	Bench	11	11				

Biggest lead	MACK	PROV	Points from Turnovers	MACK	PROV	Period by Period Scoring			
						1st	2nd	TOT	
Best Scoring Run	7(1 st 3:53)	10(1 st 15:10)	Paint	18	50	MACK	26	31	57
Lead Changes	1		Second Chance	3	14	PROV	37	34	71
Times Tied	0		Fast Breaks	9	16				
Time with Lead	01:29	37:03	Bench	17	10				



Official Basketball Box Score - Final
Columbia at Providence
 11/20/22 Amica Mutual Pavilion, Providence, RI
 2022-23 Men's Basketball

Game Time: 4:00 PM
 Game Duration: 1:54
 Attendance: 9,215

Officials: Lamar Simpson, Greg Evans, Ed Cortis

Columbia - 64

Record: 2-6

NO.	Name	Min	FG		3P		FT		Rebounds		Fouls		TP	AS	TO
-----	------	-----	----	--	----	--	----	--	----------	--	-------	--	----	----	----

2022-23 Providence Basketball



2022-23 Box Scores



Official Basketball Box Score - Final
Providence at Rhode Island
 12/03/22 Thomas M. Ryan Center, Kingston
 2022-23 Men's Basketball

Game Time: 5:00 PM
 Game Duration: 2:03
 Attendance: 7,692

Officials: Tim Cougherty, Tony Henderson, Nathan Farrell

Providence - 88

Record: 6-3

NO. Name	Min	FG		3P		FT		Rebounds		Fouls		TP	AS	TO	ST	Blocks		+/-
		M-A	M-A	M-A	M-A	OR	DR	PF	FD	BS	BA							
5 Ed Crosswell	20:49	5-6	0-0	0-0	2-4	6-5	0	10	0	1	1	2	0	0	17			
23 Bryce Hopkins	F 35:18	6-13	0-2	2-2	5-10	15-3	1	14	4	3	1	0	0	0	10			
4 Jared Bynum	G 30:37	4-7	2-3	4-4	0-1	1-2	3	14	5	2	0	0	0	0	16			
10 Noah Locke	G 27:26	5-13	3-8	0-0	0-1	1-0	0	13	1	1	0	0	0	0	8			
22 Devin Carter	G 29:30	3-9	0-3	4-6	2-1	3-0	5	10	3	1	2	1	2	15				
30 Rafael Castro	04:48	2-2	0-0	0-0	1-0	1-1	0	4	1	0	0	0	0	0	-5			
0 Alym Breed	23:04	4-5	0-1	1-2	0-5	0-4	9	0	0	0	0	0	0	0	5			
21 Clifton Moore	19:05	5-7	1-2	3-6	1-1	2-3	4	14	1	1	2	2	0	0	6			
1 Jayden Pierre	09:23	0-1	0-1	0-0	0-2	0-2	0	2	0	0	0	0	0	0	-2			
Team					1	0	1	0										
Totals	34-63	6-20	14-20	12-25	37	14	19	88	17	9	6	5	2	14				

Technical Fouls: NONE

Shooting By Period	
1st FG%	17-32 53.1%
3PT%	3-10 30.0%
FT%	6-7 85.7%
2nd FG%	17-31 54.8%
3PT%	3-10 30.0%
FT%	8-13 61.5%
GM FG%	34-63 54.0%
3PT%	6-20 30.0%
FT%	14-20 70.0%

Dead Ball Rebounds: 2-0

Rhode Island - 74

Record: 2-6

NO. Name	Min	FG		3P		FT		Rebounds		Fouls		TP	AS	TO	ST	Blocks		+/-
		M-A	M-A	M-A	M-A	OR	DR	PF	FD	BS	BA							
1 Abdou Samb	F 26:08	6-7	0-0	2-2	3-1	4-4	1	14	1	1	1	0	0	0	0			
21 Josaphat Bilau	F 28:47	5-7	2-2	4-4	2-3	5-2	2	16	2	2	0	1	0	0	-1			
2 Brayon Freeman	G 29:03	6-16	0-2	2-2	1-3	4-1	2	14	2	1	3	0	3	-8				
10 Ishmael Leggett	G 27:29	5-10	2-4	0-0	0-2	2-4	1	12	2	3	0	0	1	-2				
12 Malik Martin	G 28:48	2-7	0-2	1-2	0-2	2-3	3	5	0	1	0	0	0	-9				
4 Sebastian Thomas	21:22	2-7	0-0	0-0	1-2	3-3	0	4	5	2	2	0	0	-21				
22 Alex Tchikou	06:43	0-0	0-0	0-0	0-1	1-2	0	0	1	0	0	0	0	0	-6			
20 Brandon Weston	14:36	2-5	0-0	0-0	0-3	3-1	0	4	2	0	0	0	0	-8				
24 Louis Hutchinson	14:47	2-4	0-2	1-1	0-0	0-3	1	5	0	0	0	0	0	-14				
15 Rory Stewart	01:41	0-0	0-0	0-0	0-0	0-0	0	0	0	0	0	0	0	0	-1			
14 Parnell Pierre	00:18	0-0	0-0	0-0	0-0	0-0	0	0	0	0	0	0	0	0	0			
31 Jimmy Ball	00:18	0-0	0-0	0-0	0-0	0-0	0	0	0	0	0	0	0	0	0			
Team					2	4	6	0										
Totals	30-63	4-12	10-11	9	21	30	19	14	74	14	11	6	2	5	-14			

Technical Fouls: NONE

Shooting By Period	
1st FG%	12-30 40.0%
3PT%	2-8 25.0%
FT%	1-1 100%
2nd FG%	18-33 54.5%
3PT%	2-4 50.0%
FT%	9-10 90%
GM FG%	30-63 47.6%
3PT%	4-12 33.3%
FT%	10-11 90.9%

Dead Ball Rebounds: 0-0

Biggest lead

PROV 4 (1st 10:18)

Best Scoring Run

9 (1st 2:55) 6 (2nd 14:59)

Lead Changes

9

Times Tied

1

Time with Lead

29:03 09:56

Points from Turnovers	PROV	URI	Period by Period Scoring		
			1st	2nd	TOT
Paint	52	44			
Second Chance	22	6			
Fast Breaks	20	9			
Bench	27	13			
URI	43	45	88		
PROV	27	47	74		



Official Basketball Box Score - Final
Manhattan at Providence
 12/07/22 Amica Mutual Pavilion, Providence, R.I.
 2022-23 Men's Basketball

Game Time: 8:30 PM
 Game Duration: 1:53
 Attendance: 5,822

Officials: Lamar Simpson, Tony Chiazza, Tommy Morissey

Manhattan - 59

Record: 3-5

NO. Name	Min	FG		3P		FT		Rebounds		Fouls		TP	AS	TO	ST	Blocks		+/-
		M-A	M-A	M-A	M-A	OR	DR	PF	FD	BS	BA							
10 Adam Cisse	F 23:28	3-5	1-1	0-0	0-3	3-2	0	7	0	0	3	2	1	0	-25			
34 Logan Padgett	F 36:59	3-9	1-5	0-0	0-6	6-1	2	7	1	3	0	2	1	-37				
3 Ant Nelson	G 18:29	1-9	0-1	2-2	0-1	1-3	1	4	0	6	0	0	0	-28				
4 Samir Stewart	G 35:51	6-14	4-10	1-4	0-0	0-4	2	17	5	4	2	0	0	-36				
14 Razeel Hayun	G 29:00	4-9	4-7	1-1	0-1	1-3	2	13	0	2	0	0	0	-20				
24 Marques Watson	27:40	3-11	0-3	3-4	2-1	3-3	2	19	5	2	3	0	2	-35				
21 Adam Walden	19:33	0-3	0-0	0-0	1-3	4-2	0	1	0	0	0	0	0	-18				
1 Matthew Glassman	07:37	0-0	0-0	0-0	0-1	1-0	0	0	0	0	0	0	0	0	0			
12 Aryan Arora	01:23	1-2	0-0	0-0	1-0	1-0	0	2	0	1	0	0	0	0	0			
Team					0	1	1	0										
Totals	21-61	10-27	7-11	4	17	21	18	11	59	12	18	8	5	6	-40			

Technical Fouls: NONE

Shooting By Period	
1st FG%	11-33 33.3%
3PT%	6-12 50.0%
FT%	4-8 50%
2nd FG%	10-28 35.7%
3PT%	4-15 26.7%
FT%	3-3 100%
GM FG%	21-61 34.4%
3PT%	10-27 37.0%
FT%	7-11 63.6%

Dead Ball Rebounds: 2-0

Providence - 99

Record: 7-3

NO. Name	Min	FG		3P		FT		Rebounds		Fouls		TP	AS	TO	ST	Blocks		+/-
		M-A	M-A	M-A	M-A	OR	DR	PF	FD	BS	BA							
5 Ed Crosswell	F 16:58	6-8	0-0	3-7	3-6	1-4	15	0	0	3	1	1	0	20				
23 Bryce Hopkins	F 26:08	8-12	2-3	4-5	1-10	11-14	22	3	0	3	1	0	3	31				
4 Jared Bynum	G 23:38	0-8	0-3	2-2	0-1	1-2	2	8	2	1	0	0	0	10				
10 Noah Locke	G 19:08	2-5	0-2	0-0	0-4	3-4	0	4	2	1	0	0	0	15				
22 Devin Carter	G 22:44	4-5	2-2	2-4	1-4	5-5	0	12	2	2	3	1	0	29				
30 Rafael Castro	21:30	3-3	0-0	0-0	2-5	7-8	0	6	0	1	0	2	0	13				
0 Alym Breed	20:34	4-6	2-4	2-2	0-1	1-1	12	3	1	2	0	0	0	25				
1 Jayden Pierre	20:01	2-3	0-0	3-3	0-1	1-2	3	7	5	4	1	0	0	18				
21 Clifton Moore	15:58	5-10	0-1	2-2	3-3	6-6	0	1	12	0	0	1	2	0	18			
14 Corey Floyd, Jr.	09:11	3-4	1-2	0-0	0-3	1-1	0	7	1	2	0	0	0	3				
24 Luke Fonts	02:05	0-0	0-0	0-0	0-0	0-0	0	0	0	0	0	0	0	0	0			
33 Kieran O'Haire	02:05	0-1	0-0	0-0	0-1	1-0	0	0	0	1	0	0	0	0	0			
Team					3	2	5	0										
Totals	37-65	7-17	18-25	13	38	51	11	18	99	24	16	13	6	5	-40			

Technical Fouls: NONE

Shooting By Period	
1st FG%	21-33 63.6%
3PT%	4-10 40.0%
FT%	7-11 63.6%
2nd FG%	16-32 50.0%
3PT%	3-7 42.9%
FT%	11-14 78.6%
GM FG%	37-65 56.9%
3PT%	7-17 41.2%
FT%	18-25 72.0%

Dead Ball Rebounds: 5-0

Biggest lead

MANHAT 2 (1st 19:56) 41 (2nd 6:45)

Best Scoring Run

6 (1st 9:12) 11 (1st 11:58)

Lead Changes

1

Times Tied

1

Time with Lead

2022-23 Providence Basketball



2022-23 Box Scores



Official Basketball Box Score - Final
Marquette at Providence
 12/20/22 Amica Mutual Pavilion, Providence, RI
 2022-23 Men's Basketball

Game Time: 7:00 PM
 Game Duration: 2:46
 Attendance: 10,869

Officials: Pat Driscoll, Evan Burroughs, Tony Chazza

Marquette - 98													Record: 9-4 (1-1)																
NO. Name	Min	FG	3P	FT	Rebounds	Fouls	TP	AS	TO	ST	Blocks	+/-	Shooting By Period																
		M/A	M/A	M/A	OR DR TOT	PF					BS BA																		
12 Olivier-Mavence Prosper	F	37:46	3-9	1-3	1-1	1	4	5	1	8	0	1	0	0	0	-3	1st FG% 15-34 47.1%												
13 Oso Ighodaro	F	44:55	6-8	0-0	3-4	3	3	6	4	15	4	2	0	2	0	-3	3PT% 1-7 14.3%												
1 Kam Jones	G	43:07	10-22	3-10	1-2	0	4	4	2	3	24	1	2	3	0	-5	FT% 5-5 100%												
4 Stevie Mitchell	G	24:10	0-3	0-2	0-0	2	2	4	1	0	1	0	1	0	0	1	2nd FG% 14-22 63.6%												
11 Tyler Kolek	G	41:19	11-15	1-1	6-8	2	3	5	5	29	3	6	5	0	2	-2	3PT% 5-8 62.5%												
23 David Joplin	27:13	7-12	2-4	2-4	0	0	0	5	3	18	0	1	0	1	0	-13	FT% 7-9 77.8%												
5 Chase Ross	20:35	2-2	0-0	0	1	3	4	0	4	0	0	2	0	0	0	12	1st FT% 9-19 47.4%												
22 Sean Jones	06:12	0-3	0-1	0-0	0	0	0	0	1	0	0	0	0	1	-6	3PT% 1-6 16.7%													
21 Ben Gold	04:43	0-1	0-0	0-0	0	0	0	0	0	0	0	0	0	0	-1	FT% 1-5 20%													
Team						5	2	7	0	0	1						GM FG% 39-75 52.0%												
Totals		39:75	7-21	13-19	12	21	33	30	17	98	9	13	11	4	4	-5	3PT% 7-21 33.3%												
																	FT% 13-19 68.4%												

Technical Fouls: NONE

Dead Ball Rebounds: 0, 0

Providence - 103													Record: 10-3 (2-0)																	
NO. Name	Min	FG	3P	FT	Rebounds	Fouls	TP	AS	TO	ST	Blocks	+/-	Shooting By Period																	
		M/A	M/A	M/A	OR DR TOT	PF					BS BA																			
5 Ed Crosswell	F	40:58	7-10	0-0	6-9	3	1	4	3	6	2	0	1	3	1	8	1st FG% 15-31 48.4%													
23 Bryce Hopkins	F	47:12	8-14	0-2	13-18	8	15	23	0	10	29	2	4	3	1	0	2	3PT% 3-8 37.5%												
4 Jared Bynum	G	40:47	6-13	3-8	1-2	1	7	8	2	3	16	3	3	0	0	1	12	FT% 6-10 60%												
10 Noah Locke	G	19:30	2-7	1-4	0-0	0	0	0	2	5	0	2	0	0	0	-5	2nd FG% 10-22 45.5%													
22 Devin Carter	G	41:30	5-12	2-4	8-12	2	2	4	4	7	20	4	2	3	0	0	14	3PT% 4-11 36.4%												
0 Alyn Breed	35:01	2-9	2-5	7-8	0	2	2	2	4	13	3	0	2	0	2	4	FT% 15-19 78.9%													
21 Clifton Moore	09:02	0-0	0-0	0	1	0	1	2	0	0	0	0	0	0	0	-3	OT FG% 5-12 41.7%													
1 Jayden Pierre	08:39	0-0	0-0	0	0	0	0	0	0	0	1	0	0	0	-1	3PT% 1-4 25.0%														
30 Rafael Castro	05:24	0-0	0-0	0	1	1	1	0	0	0	1	1	0	0	0	0	FT% 14-20 70%													
14 Corey Floyd Jr.	01:57	0-0	0-0	0	0	0	0	1	0	0	1	0	0	0	-6	GM FG% 30-65 46.2%														
Team						3	2	5	0	0	2						3PT% 8-23 34.8%													
Totals		30:65	8-23	35-49	18	30	48	17	30	103	16	9	4	4	5	-5	FT% 35-49 71.4%													

Technical Fouls: NONE

Dead Ball Rebounds: 10, 0

MARQ		PROV		Points from Turnovers		MARQ		PROV		Period by Period Scoring				
Biggest lead	9 (2nd 7:21)	11 (1st 5:38)	Paint	62	42	MARQ	38	40	11	9	98	1st	2nd	TOT
Best Scoring Run	10 (1st 3:07)	10 (1st 11:50)	Second Chance	10	23	PROV	39	39	11	14	103			
Lead Changes	11	13	Fast Breaks	12	13	Bench	22	13						
Times Tied	13													
Time with Lead	20:04	24:37												



Official Basketball Box Score - Final
Providence at DePaul
 01/01/23 Wintrust Arena, Chicago
 Providence at DePaul Men's Basketball

Game Time: 1:30 PM
 Game Duration: 2:08
 Attendance: 3,316

Officials: Jeffrey Anderson, Ron Groover, Andy Henderson

Providence - 74													Record: 12-3 (4-0)																	
NO. Name	Min	FG	3P	FT	Rebounds	Fouls	TP	AS	TO	ST	Blocks	+/-	Shooting By Period																	
		M/A	M/A	M/A	OR DR TOT	PF					BS BA																			
5 Ed Crosswell	F	25:09	1-5	0-0	3-4	4	6	10	4	3	5	1	5	1	0	3	16	1st FG% 14-27 51.9%												
23 Bryce Hopkins	F	33:17	5-9	0-1	2-6	1	7	8	3	5	12	1	5	2	1	0	12	3PT% 4-8 50.0%												
4 Jared Bynum	G	32:32	5-12	3-5	5-6	0	4	4	3	4	18	2	2	0	0	0	22	FT% 6-12 50.0%												
10 Noah Locke	G	24:04	2-4	2-3	0-0	0	1	1	2	0	6	2	0	0	0	0	6	2nd FG% 10-23 43.5%												
22 Devin Carter	G	28:02	8-13	1-2	5-9	1	3	4	1	5	22	1	0	5	4	1	32	3PT% 3-6 50.0%												
0 Alyn Breed	25:45	1-3	0-1	2-2	0	3	3	3	2	4	3	4	1	0	0	-1	FT% 13-17 76.5%													
21 Clifton Moore	18:21	1-3	0-1	0-0	2	1	3	3	2	0	2	0	2	0	0	2	GM FG% 24-50 48.0%													
1 Jayden Pierre	08:10	1-1	1-1	0-0	0	0	0	1	0	3	0	1	0	0	0	-10	3PT% 7-14 50.0%													
30 Rafael Castro	05:13	0-0	0-0	2-2	0	2	0	1	2	1	0	0	0	0	0	0	FT% 19-29 65.5%													
14 Corey Floyd Jr.	01:27	0-0	0-0	0-0	0	0	0	0	0	0	0	0	0	0	-4	OT FG% 1-2 50.0%														
Team						1	2	3	0	0	0						Dead Ball Rebounds: 5, 0													
Totals		24:50	7-14	19-29	9	29	38	20	22	74	11	19	9	5	4	15	Technical Fouls: Crosswell 2nd 13:50; Croswell 2nd 9:00; Bynum 2nd 4:34													

Technical Fouls: Crosswell 2nd 13:50; Croswell 2nd 9:00; Bynum 2nd 4:34

DePaul - 59													Record: 7-8 (1-3)																	
NO. Name	Min	FG	3P	FT	Rebounds	Fouls	TP	AS	TO	ST	Blocks	+/-	Shooting By Period																	
		M/A	M/A	M/A	OR DR TOT	PF					BS BA																			
1 Javan Johnson	F	33:32	5-17	1-8	0-0	2	2	4	5	0	11	1	3	0	0	2	-17	1st FG% 2-18 25.0%												
10 Yor Anei	F	21:46	0-5	0-1	2-2	2	3	5	3	2	1	1	5	3	1	-8	3PT% 2-10 20.0%													
11 Eral Penn	F	23:22	2-6	0-1	0-0	0	5	5	1	4	0	1	0	1	0	-9	FT% 7-8 87.5%													
3 Jalen Terry	G	27:37	1-6	0-4	8-9	1	0	1	3	4	10	1	4	0	0	-3	2nd FG% 13-29 44.8%													
2 Jalen Terry	G	30:48	2-6	1-1	2-3	1	5	6	2	7	1	5	2	0	1	-21	3PT% 2-9 22.2%													
5 Philimon Gebrewit	20:24	1-1	1-1	3-3	0	1	1	2	1	6	3	1	0	0	0	0	FT% 8-12 66.7%													
0 Zion Cruz	06:09	0-2	0-1	0-0	1	1	0	1	0	0	0	1	0	0	0	-11	GM FG% 20-57 35.1%													
21 Da'Sean Nelson	28:51	8-13	1-2	0-3	2	5	7	4	6	17	3	3	2	0	0	-10	3PT% 4-19 21.1%													
4 K.T. Raimey	07:31	1-1	0-0	0-0	1	1	0	1	0	2	0	0	0	0	0	-4	FT% 15-20 75.0%													
Team						2	0	2	0	0	0						Dead Ball Rebounds: 2, 0													
Totals		20:57	4-19	15-20	11	22	33	24	17	59	10	19	9	4	5	-15	Technical Fouls: Nelson 2nd 13:50; Anei 2nd 9:00													

Technical Fouls: Nelson 2nd 13:50; Anei 2nd 9:00

PROV		DPU		Points from Turnovers		PROV		DPU		Period by Period Scoring			
Biggest lead	25 (2nd 5:22)	0 (1st 20:00)	Paint	19	13	MARQ	38	36	74	1st	2nd	TOT	
Best Scoring Run	8 (2nd 5:22)	8 (1st 13:23)	Second Chance	12	7	PROV	33	36	59				
Lead Changes	0	0	Fast Breaks	12	9	Bench	11	25					
Times Tied	0												
Time with Lead	38:59	00:00											



Official Basketball Box Score - Final
Providence at Butler
 12/29/22 Henke Fieldhouse, Indianapolis, Ind.
 2022-23 Men's Basketball

Game Time: 6:30 PM
 Game Duration: 1:54
 Attendance: 7,377

Officials: James Breeding, Brent Hampton, Nathan Farnell

Providence - 72													Record: 11-3 (3-0)																	
NO. Name	Min	FG	3P	FT	Rebounds	Fouls	TP	AS	TO	ST	Blocks	+/-	Shooting By Period																	
		M/A	M/A	M/A	OR DR TOT	PF					BS BA																			
5 Ed Crosswell	F	34:17	5-7	0-0	5-5	3	7	10	3	6	15	0	3	2	1	0	21	1st FG% 17-30 56.7%												
23 Bryce Hopkins	F	28:24	2-8	0-0	2-2	0	8	8	2	1	6	1	2	1	1	2	4	3PT% 3-4 75.0%												
4 Jared Bynum	G	30:25	4-7	1-3	2-2	1	2	3	1	1	11	7	4	1	0	0	9	FT% 9-11 81.8%												
10 Noah Locke	G	27:39	2-10	1-6	2-3	1	0	1	0	2	7	0	1	0																



Official Basketball Box Score - Final
St. John's (NY) at Providence
 01/07/23 Amica Mutual Pavilion, Providence, R.I.
 2022-23 Men's Basketball

Game Time: 12:00 PM
 Game Duration: 2:19
 Attendance: 12,401

Officials: Mike Roberts, Lamar Simpson, Tim Clougherty

St. John's (NY) - 80

Record: 11-6 (1-5)

NO.	Name	Min	FG	3P	FT	Rebounds		Fouls		TP	AS	TO	ST	Blocks		+/-	
						OR	DR	PF	FF					BS	BA		
11	Joel Soriano	F 27:12	8-9	0-0	0-0	3	7	10	2	1	16	1	0	0	0	0	-6
23	David Jones	F 12:31	1-5	0-3	1-2	0	3	3	0	1	3	1	1	0	0	1	-13
0	Posh Alexander	G 34:16	6-12	2-5	0-0	3	2	5	1	1	14	2	2	0	1	-11	
2	AJ Storr	G 13:57	1-5	1-2	2-2	0	2	2	4	1	5	1	0	0	0	-3	
5	Dylan Addae-Wusu	G 32:46	2-7	1-3	1-2	0	4	4	2	1	6	2	4	5	0	-7	
4	O'Mar Stacey	G 16:56	6-6	0-0	1-4	0	3	3	3	13	0	1	0	1	0	-9	
3	Andre Curbelo	25:34	5-13	0-0	2-4	0	0	0	2	3	12	4	2	1	0	2	
12	Kolby King	07:23	0-2	0-1	0-0	2	2	1	1	0	0	0	0	0	0	5	
24	Rafael Pinzon	18:06	3-6	0-1	4-4	0	1	1	2	2	10	1	0	0	0	5	
22	Esahia Nywe	11:19	0-0	0-0	1-2	1	2	3	3	1	1	0	1	0	0	3	
Team						2	1	3	0								
Totals			32-65	4-15	12-20	9	27	36	22	15	80	11	12	8	1	5	

Technical Fouls: Addae-Wusu 1st 16:16; Soriano 1st 12:39

Providence - 83

Record: 14-3 (6-0)

NO.	Name	Min	FG	3P	FT	Rebounds		Fouls		TP	AS	TO	ST	Blocks		+/-	
						OR	DR	PF	FF					BS	BA		
5	Ed Crosswell	F 35:29	5-6	0-0	4-9	3	6	9	1	7	14	0	3	3	1	0	11
23	Byrce Hopkins	F 38:14	3-10	0-1	4-8	1	6	7	0	5	10	1	2	0	2	1	5
0	Alyn Breed	G 25:05	4-9	1-4	5-6	0	4	4	5	2	14	3	5	2	0	0	2
10	Noah Locke	G 34:35	7-11	5-8	1-2	0	3	3	2	1	20	2	2	0	0	6	
22	Devin Carter	G 35:49	5-11	1-2	8-9	0	5	5	3	19	5	1	1	1	0	4	
1	Jayden Pierre	17:56	3-5	0-1	0-0	1	1	2	2	1	6	1	0	0	0	-2	
14	Corey Floyd Jr.	03:51	0-1	0-1	0-0	0	0	0	0	0	0	0	0	0	0	-6	
21	Clifton Moore	04:31	0-0	0-0	0-0	2	2	2	1	0	0	2	0	0	0	-8	
30	Rafael Castro	03:30	0-0	0-0	0-0	1	1	1	1	0	0	0	0	0	0	-1	
Team						1	1	2	0								
Totals			27-53	7-17	22-34	6	29	35	15	21	83	12	16	6	5	1	

Technical Fouls: NONE

Biggest lead

Best Scoring Run

Lead Changes

Times Tied

Time with Lead

SJU PROV

Points from Turnovers

Paint

Second Chance

Fast Breaks

Bench

SJU PROV

Points from Turnovers

Paint

Second Chance

Fast Breaks

Bench

Period by Period Scoring

1st 2nd TOT

SJU 40 40 80

PROV 39 44 83



Official Basketball Box Score - Final
Providence at Marquette
 01/18/23 Friars Forum, Milwaukee, WI
 2022-23 Men's Basketball

Game Time: 8:00 PM
 Game Duration: 2:06
 Attendance: 14,544

Officials: Jeffrey Anderson, Roger Ayes, Greg Evans

Providence - 75

Record: 14-5 (6-2)

NO.	Name	Min	FG	3P	FT	Rebounds		Fouls		TP	AS	TO	ST	Blocks		+/-
						OR	DR	PF	FF					BS	BA	
5	Ed Crosswell	F 33:16	9-12	0-0	2-4	6	1	7	3	5	20	0	2	0	0	-8
23	Byrce Hopkins	F 38:22	9-16	0-2	1-1	4	6	10	4	1	19	4	3	0	0	-10
0	Alyn Breed	G 26:16	2-8	1-3	4-6	0	2	2	3	3	9	4	3	0	0	-3
10	Noah Locke	G 25:23	2-11	1-7	0-0	1	2	3	0	0	5	1	0	0	1	-9
22	Devin Carter	G 39:15	5-9	2-5	6-7	2	2	4	1	5	18	3	2	2	1	-8
1	Jayden Pierre	13:44	0-1	0-0	0-0	0	0	0	1	1	0	1	1	0	0	-5
21	Clifton Moore	07:56	1-2	0-0	0-1	1	2	3	1	1	2	0	1	0	0	4
14	Corey Floyd, Jr.	15:48	1-2	0-1	0-0	1	2	3	1	0	2	1	0	0	0	-1
Team						1	1	2	0							
Totals			29-61	4-18	13-19	16	18	34	14	16	75	13	13	2	1	5

Technical Fouls: Hopkins 1st 8:36

Marquette - 83

Record: 15-5 (7-2)

NO.	Name	Min	FG	3P	FT	Rebounds		Fouls		TP	AS	TO	ST	Blocks		+/-	
						OR	DR	PF	FF					BS	BA		
12	Olivier-Maxence Prosper	F 32:27	6-11	1-3	0-0	2	1	3	1	1	13	0	0	2	1	0	16
13	Oso Ighodaro	F 32:10	4-6	0-0	2-2	2	3	5	4	2	1	2	1	3	0	10	
1	Kam Jones	G 32:16	8-14	4-8	1-2	0	4	4	2	1	21	3	3	1	0	8	
4	Stevie Mitchell	G 25:00	3-8	0-2	2-2	2	1	3	2	2	8	0	2	1	0	9	
11	Tyler Kolek	G 33:45	5-11	1-2	8-8	2	6	8	2	4	19	6	2	0	0	1	9
23	David Joplin	16:59	1-1	1-1	2-2	0	0	0	2	1	5	0	0	0	0	-2	
5	Chase Ross	15:04	2-3	1-2	2-4	0	1	1	2	2	7	1	0	2	0	-3	
22	Sean Jones	08:33	0-1	0-1	0-0	0	1	1	0	0	0	0	0	0	0	-6	
21	Ben Gold	03:46	0-0	0-0	0-0	0	0	0	0	0	1	0	0	0	0	-1	
Team						1	1	2	0								
Totals			29-55	8-19	17-20	9	18	27	16	13	83	15	9	9	5	1	

Technical Fouls: NONE

Biggest lead

Best Scoring Run

Lead Changes

Times Tied

Time with Lead

PRO MAR

Points from Turnovers

Paint

Second Chance

Fast Breaks

Bench

PRO MAR

Points from Turnovers

Paint

Second Chance

Fast Breaks

Bench

Period by Period Scoring

1st 2nd TOT

PRO 31 44 75

MAR 38 45 83



Official Basketball Box Score - Final
#19 Providence at Creighton
 01/14/23 CHI Health Center Omaha, Omaha, Neb.
 2022-23 Creighton Men's Basketball

Game Time: 1:10 PM
 Game Duration: 2:07
 Attendance: 17,443

Officials: Pat Driscoll, Brent Hampton, Paul Szec

#19 Providence - 67

Record: 14-4 (6-1)

NO.	Name	Min	FG	3P	FT	Rebounds		Fouls		TP	AS	TO	ST	Blocks		+/-
						OR	DR	PF	FF					BS	BA	
5	Ed Crosswell	F 30:08	5-9	0-0	0-1	7	3	10	4	3	10	0	1	0	0	-9
23	Byrce Hopkins	F 33:31	6-13	1-1	7-8	1	9	10	4	6	20	2	4	1	0	1
0	Alyn Breed	G 31:53	3-10	0-2	2-2	1	6	7	4	1	8	1	2	1	0	-13
10	Noah Locke	G 35:58	5-12	2-7	0-0	0	2	2	4	0	12	0	1	1	0	-1
22	Devin Carter	G 37:37	4-14	1-5	4-4	2	4	6	1	3	13	3	2	0	0	-11
14	Corey Floyd, Jr.	08:49	0-1	0-1	0-0	0	0	0	0	1	0	1	0	0	0	-1
21	Clifton Moore	09:42	1-3	0-2	0-0	2	4	6	1	2	2	1	0	0	0	2
30	Rafael Castro	04:35	0-0	0-0	0-0	0	0	0	0	0	0	0	0	0	0	-3
1	Jayden Pierre	07:47	1-3	0-1	0-0	1	1	2	0	0	2	1	0	0	0	0
Team						1	0	1	0							
Totals			25-65	4-19	13-15	15	29	44	20	15	67	9	12	4	4	5

Technical Fouls: Coach 1st 7:46

Creighton - 73

Record: 10-8 (4-3)

NO.	Name	Min	FG	3P	FT	Rebounds</	
-----	------	-----	----	----	----	------------	--

2022-23 Providence Basketball



2022-23 Box Scores



Official Basketball Box Score - Final
Butler at Providence
 01/25/23 America Mutual Pavilion, Providence, R.I.
 2022-23 Men's Basketball

Game Time: 8:30 PM
 Game Duration: 1:54
 Attendance: 10,869

Officials: John Gaffney, Lamar Simpson, Bill Covington

Butler - 58 Record: 11-11 (9-8)

NO. Name	Min	FG		3P		FT		Rebounds		Fouls		TP	AS	TO	ST	Blocks			+/-
		M.A.	M.A.	M.A.	M.A.	OR	DR	PF	FD	BS	BA					BB			
24 Ali Ali	28:28	1-4	0-2	0-0	0	1	1	1	2	0	2	1	0	0	0	0	0	-12	
41 Simas Lukosius	26:41	3-8	2-3	0-0	0	3	3	1	8	1	2	2	0	3	2	1	0	-21	
15 Manny Bates	18:40	2-4	0-0	2-4	1	1	2	4	2	6	1	1	0	1	0	0	0	-1	
2 Eric Hunter Jr.	33:18	5-11	2-5	0-0	0	2	2	1	12	2	3	0	0	0	0	0	-6		
3 Chuck Harris	33:48	2-6	1-3	2-2	0	4	2	2	7	3	0	3	1	0	0	0	-10		
13 Jayden Taylor	24:13	4-12	0-3	2-5	2	3	5	3	4	10	2	0	1	0	0	0	-14		
1 Jalen Thomas	12:01	1-3	0-0	0-0	0	2	0	1	0	2	0	2	1	0	0	0	-16		
11 Myles Wilmoth	10:43	0-2	0-0	0-0	0	0	0	0	0	0	0	1	0	0	0	0	-2		
22 Connor Turnbull	06:30	2-4	2-2	0-0	0	2	2	0	1	6	0	0	0	0	0	0	0		
0 D.J. Hughes	02:49	1-1	0-0	0-0	1	0	1	0	0	2	0	0	0	0	0	0	1		
12 Myles Tate	02:49	1-3	1-1	0-1	0	1	0	1	3	0	0	0	0	0	0	0	1		
Team																			
Totals		22:58	8-19	6-12	7	17	24	15	13	58	10	9	3	5	2	1			

Shooting By Period

1st FG%	11-27	40.7%
3PT%	3-10	30.0%
FT%	1-4	25%
2nd FG%	11-31	35.5%
3PT%	5-9	55.6%
FT%	5-8	62.5%
GM FG%	22-58	37.9%
3PT%	8-19	42.1%
FT%	6-12	50.0%

Dead Ball Rebounds: 2



Official Basketball Box Score - Final
Providence at Villanova
 01/29/23 Wells Fargo Center, Philadelphia
 2022-23 Men's Basketball

Game Time: 12:00 PM
 Game Duration: 1:59
 Attendance: 15,553

Officials: Brian O'Connell, Pat Driscoll, Nathan Farrell

Providence - 70 Record: 17-5 (9-2)

NO. Name	Min	FG		3P		FT		Rebounds		Fouls		TP	AS	TO	ST	Blocks			+/-
		M.A.	M.A.	M.A.	M.A.	OR	DR	PF	FD	BS	BA					BB			
5 Ed Crosswell	23:58	7-9	0-0	0-0	0	2	2	2	1	14	1	1	0	0	2	1	-2		
23 Bryce Hopkins	36:10	5-14	1-4	2-2	1	8	9	4	3	13	4	2	0	1	2	4			
0 Alyn Breed	21:08	0-3	0-1	0-0	0	4	4	1	0	0	3	0	0	0	0	0	-1		
10 Noah Locke	23:53	1-4	0-2	0-0	0	1	1	2	0	2	0	0	1	1	0	0	-1		
22 Devin Carter	32:33	4-12	0-4	4-4	3	6	0	3	0	12	3	1	2	1	1	-1			
4 Jared Bynum	23:34	7-8	3-4	2-2	2	2	1	3	19	5	3	2	0	0	0	5			
21 Clifton Moore	16:02	1-1	0-0	0-0	0	2	2	1	1	2	0	0	0	0	0	0	0		
14 Corey Floyd, Jr.	16:47	3-5	2-3	0-0	0	0	0	1	1	8	2	0	0	0	0	0	10		
1 Jayden Pierre	03:48	0-0	0-0	0-0	0	1	1	0	0	0	1	0	0	0	0	0	3		
30 Rafael Castro	02:07	0-0	0-0	0-0	1	0	1	1	0	0	0	0	0	0	0	0	-1		
Team																			
Totals		28:56	6-18	8-8	6	24	30	13	12	70	19	9	5	7	4	5			

Shooting By Period

1st FG%	13-28	46.4%
3PT%	0-8	0.0%
FT%	2-2	100%
2nd FG%	15-28	53.6%
3PT%	6-10	60.0%
FT%	6-6	100%
GM FG%	28-56	50.0%
3PT%	6-18	33.3%
FT%	8-8	100.0%

Dead Ball Rebounds: 1

Providence - 79 Record: 16-8 (8-2)

NO. Name	Min	FG		3P		FT		Rebounds		Fouls		TP	AS	TO	ST	Blocks			+/-
		M.A.	M.A.	M.A.	M.A.	OR	DR	PF	FD	BS	BA					BB			
5 Ed Crosswell	22:47	3-5	0-0	0-0	0	5	5	1	6	0	2	2	1	1	3	4			
23 Bryce Hopkins	33:52	6-10	0-3	4-4	0	7	7	3	3	16	1	2	0	1	0	22			
0 Alyn Breed	15:19	2-2	0-0	0-0	1	1	1	3	4	2	0	0	0	0	0	0	-3		
10 Noah Locke	31:18	2-5	1-4	3-5	1	3	4	2	3	8	1	2	1	0	0	0	0		
22 Devin Carter	25:55	3-8	1-2	3-4	1	9	10	0	3	10	4	2	2	1	1	12			
1 Jayden Pierre	17:31	2-5	1-2	0-0	0	2	2	1	5	4	2	0	0	0	0	0	10		
21 Clifton Moore	18:45	5-6	0-1	2-2	0	2	2	1	1	12	4	2	0	1	2	0	21		
4 Jared Bynum	10:57	2-5	0-3	0-0	1	0	1	0	4	3	0	0	0	0	0	0	13		
14 Corey Floyd, Jr.	19:00	4-5	2-2	2-2	1	3	4	0	1	12	0	2	2	0	0	0	21		
30 Rafael Castro	03:09	1-2	0-0	0-1	0	0	0	1	1	2	0	0	0	0	0	0	-3		
33 Kieran O'Haire	01:27	0-1	0-0	0-0	0	0	0	0	0	0	0	0	0	0	0	0	-1		
Team																			
Totals		30:54	5-17	14-18	9	33	42	13	15	79	17	13	8	5	3	2			

Shooting By Period

1st FG%	13-26	50.0%
3PT%	3-10	30.0%
FT%	7-8	87.5%
2nd FG%	17-28	60.7%
3PT%	2-7	28.6%
FT%	7-10	70%
GM FG%	30-54	55.6%
3PT%	5-17	29.4%
FT%	14-18	77.8%

Dead Ball Rebounds: 2

Villanova - 65 Record: 18-11 (4-6)

NO. Name	Min	FG		3P		FT		Rebounds		Fouls		TP	AS	TO	ST	Blocks			+/-
		M.A.	M.A.	M.A.	M.A.	OR	DR	PF	FD	BS	BA					BB			
22 Cam Whitmore	32:36	8-16	4-8	1-2	2	7	9	2	1	21	0	0	1	1	3	4			
34 Brandon Slater	28:50	3-7	1-2	3-3	1	1	2	3	2	10	2	1	1	1	0	0			
43 Eric Dixon	30:08	6-11	0-3	2-2	2	2	4	1	1	14	2	1	0	2	1	-5			
5 Justin Moore	31:01	2-8	0-4	1-2	1	3	4	4	1	5	4	1	0	0	2	-1			
14 Caleb Daniels	32:46	3-11	1-5	3-3	1	4	5	0	4	10	1	0	1	0	1	-6			
2 Mark Armstrong	19:46	2-3	0-1	1-2	0	2	2	1	2	5	1	3	0	0	0	-9			
4 Chris Arcidiacono	16:30	0-0	0-0	0-0	0	1	1	0	0	1	0	0	0	0	0	-10			
3 Trey Patterson	05:12	0-0	0-0	0-0	0	0	0	0	0	1	0	0	0	0	0	0	2		
1 Brendan Hausen	03:11	0-0	0-0	0-0	0	0	0	0	0	1	0	0	0	0	0	0	0		
Team																			
Totals		24:56	6-23	11-14	9	21	30	12	13	65	11	8	3	4	7	-5			

Shooting By Period

1st FG%	12-27	44.4%
3PT%	2-10	20.0%
FT%	5-5	100%
2nd FG%	12-29	41.4%
3PT%	4-13	30.8%
FT%	6-9	66.7%
GM FG%	24-56	42.9%
3PT%	6-23	26.1%
FT%	11-14	78.6%

Dead Ball Rebounds: 2

Technical Fouls: NONE

BUTLER	PROV	Points from Turnovers	BUTLER	PROV	Period by Period Scoring	
					1st	2nd
Biggest lead	7 (1st 13:07)	26 (2nd 8:02)	10	18		
Best Scoring Run	8 (2nd 6:15)	13 (1st 8:45)	20	48		
Lead Changes	2	15	26	32	58	
Times Tied	1	7	10			
Time with Lead	07:51	30:08	36	43	79	

Technical Fouls: NONE

PRO	VIL	Points from Turnovers	PRO	VIL	Period by Period Scoring	
					1st	2nd
Biggest lead	6 (2nd 3:59)	7 (1st 3:38)	4	4		
Best Scoring Run	8 (2nd 8:58)	8 (1st 3:38)	36	34		
Lead Changes	13	6	9	7	70	
Times Tied	6	7	3			
Time with Lead	12:35	23:58	29	5		



Official Basketball Box Score - Final
Providence at Xavier
 02/01/23 Cities Center, Cincinnati
 2022-23 Men's Basketball

Game Time: 8:30 PM
 Game Duration: 2:19
 Attendance: 10,334

Officials: James Breeding, Brent Hampton, Greg Evans

Providence - 83 Record: 17-6 (9-3)

NO. Name	Min	FG		3P		FT		Rebounds		Fouls		TP	AS	TO	ST	Blocks			+/-
		M.A.	M.A.	M.A.	M.A.	OR	DR	PF	FD	BS	BA					BB			
5 Ed Crosswell	40:04	8-9	0-0	5-6	5	4	9	3	4	21	3	0	1	1	0	6			
23 Bryce Hopkins	45:00	3-14	0-4	4-6	1	12	13	3	3	10	5	0	1	1	3	2			
0 Alyn Breed	13:43	1-1	0-0	0-0	0	1	1	3	2	2	0	0	0	0	0	0	4		
10 Noah Locke	39:30	8-14	6-7	0-0	1	4	5	3	0	22	0	2	0	0	0	0	-11		
22 Devin Carter	42:14	6-14	1-5	2-2	1	4	5	4	2	15	4	2	0	0	0	-2			
21 Clifton Moore	04:56	1-3	0-1	0-0	1	0	1	0	0	2	0	0	0	0	0	-8			
4 Jared Bynum	35:16	3-12	2-6	3-4	1	4	5	3	2	11	6	2	1	0	1	-7			
14 Corey Floyd, Jr.	02:46	0-1	0-0	0-0	0	0	0	1	0	0	0	0	0	0	0	0	0		
1 Jayden Pierre	01:31	0-1	0-0	0-0	0	0	0	0	1	0	0	0	0	0	0	0	-1		
Team																			
Totals		30:69	9-20	14-18	13	31	44	20	14	83	18	8	5	3	4	-2			

Shooting By Period

1st FG%	11-29	37.9%
3PT%	5-10	50.0%
FT%	8-10	80%
2nd FG%	16-32	50.0%
3PT%	4-9	44.4%
FT%	5-6	83.3%
OT FG%	3-8	37.5%
3PT%	0-1	0.0%
FT%	1-2	50%
GM FG%	30-69	43.5%
3PT%	9-20	45.0%
FT%		

2022-23 Providence Basketball



2022-23 Box Scores



Official Basketball Box Score - Final
Providence at St. John's (NY)
 02/11/23 Madison Square Garden, New York, N.Y.
 2022-23 Men's Basketball

Game Time: 12:00 PM
 Game Duration: 2:11
 Attendance: 10,210

Officials: James Breeding, Jeffrey Clark, Mike Palau

NO. Name	Min	FG		3P		FT		Rebounds		Fouls		TP	AS	TO	ST	Blocks		+/-
		M-A	M-A	M-A	M-A	OR	DR	PF	FD	BS	BA							
5 Ed Crosswell	31:25	4-9	0-0	1-2	4-4	8-3	3-3	9-1	1-1	2-0	3-1	1	1	2	0	3	1	
23 Bryce Hopkins	36:20	10-20	3-3	6-7	2-7	9-9	1-5	29-0	0-1	2-1	2-6	0	1	2	1	2	-6	
4 Jared Bynum	35:19	2-12	2-7	3-4	1-4	5-5	3-4	9-10	2-0	0-0	1-6	0	0	0	0	1	6	
10 Noah Locke	20:47	2-9	1-8	0-0	0-3	3-3	1-0	5-0	1-0	0-0	0-10	0	0	0	0	0	-10	
22 Devin Carter	38:06	5-10	1-3	1-2	5-2	7-4	3-12	4-3	1-1	2-0	-5	0	0	0	0	0	-5	
0 Alyn Breed	39:37	0-3	0-0	0-0	2-2	2-0	0-0	0-0	0-0	0-0	-7	0	0	0	0	0	-7	
21 Clifton Moore	08:22	1-5	0-1	0-0	4-0	4-0	0-2	2-0	1-0	2-0	-5	0	0	0	0	0	-5	
14 Corey Floyd, Jr.	13:50	0-3	0-1	2-2	1-3	4-2	1-2	1-0	1-0	0-0	6	0	0	0	0	0	6	
1 Jayden Pierre	02:34	0-0	0-0	0-0	0-0	0-0	0-0	0-0	0-0	0-0	-6	0	0	0	0	0	-6	
30 Rafael Castro	03:40	0-1	0-0	0-0	0-0	0-0	1-0	0-1	0-0	1-1	1	1	1	1	1	1		
Team					3-4	7-0						0	2					
Totals	24:72	7-23	13-17	20	29	49	17	16	68	13	5	6	7	-5				

Technical Fouls: NONE

NO. Name	Min	FG		3P		FT		Rebounds		Fouls		TP	AS	TO	ST	Blocks		+/-
		M-A	M-A	M-A	M-A	OR	DR	PF	FD	BS	BA							
5 O'Mar Stanley	10:18	1-1	0-0	0-0	0-0	0-0	1-0	2-1	0-0	1-0	5	0	0	1	1	0	5	
11 Joel Soriano	32:25	4-8	0-0	2-2	11-13	1-4	10-10	3-1	4-0	3-1	-2	0	0	0	0	0	-2	
0 Posh Alexander	35:14	3-8	0-1	4-6	1-0	1-1	2-4	10-9	3-0	0-0	6	0	0	0	0	0	6	
2 AJ Storr	29:27	6-11	1-5	2-2	0-5	5-3	15-0	3-0	3-0	0-0	0	0	0	0	0	0	0	
5 Dylan Addae-Wusu	29:10	4-9	1-4	4-4	0-6	6-2	3-13	3-2	2-0	2-2	-5	0	0	0	0	0	-5	
23 David Jones	26:06	6-17	1-5	3-4	2-5	7-4	4-16	0-0	1-1	2-8	0	0	0	0	0	0	0	
22 Esasha Nyiwe	07:55	0-0	0-0	0-0	0-1	1-0	0-0	0-0	0-0	1-0	7	0	0	0	0	0	7	
24 Rafael Pinzon	11:02	0-3	0-1	0-0	1-0	1-2	0-0	3-1	0-0	1-1	1	1	1	1	1	1		
12 Kolby King	16:33	2-3	1-2	0-0	1-1	1-0	5-1	0-0	1-0	1-0	7	0	0	0	0	0	7	
55 Drissa Traore	02:10	1-1	0-0	0-0	0-0	1-0	2-1	0-0	0-0	0-2	0	0	0	0	0	0	-2	
Team					1-0	1-0						0	0					
Totals	27:61	4-18	15-18	7	29	36	16	17	73	19	10	4	7	6	5			

Technical Fouls: NONE

Points from	PRV	SJU	Period by Period Scoring		
			1st	2nd	TOT
Turnovers	11	18			
Paint	32	36			
Second Chance	16	4			
Fast Breaks	13	9			
Bench	4	23			
PRV	35	33	68		
SJU	37	36	73		



Official Basketball Box Score - Final
Villanova at Providence
 02/18/23 Amica Mutual Pavilion, Providence, RI
 2022-23 Men's Basketball

Game Time: 4:30 PM
 Game Duration: 2:10
 Attendance: 12,659

Officials: Jeff Anderson, Earl Watson, Evon Burroughs

NO. Name	Min	FG		3P		FT		Rebounds		Fouls		TP	AS	TO	ST	Blocks		+/-
		M-A	M-A	M-A	M-A	OR	DR	PF	FD	BS	BA							
22 Cam Whitmore	26:23	3-8	0-5	1-2	0-1	1-1	3-2	7-0	0-1	1-0	0-15	0	0	0	0	0	0	-15
34 Brandon Slater	33:30	1-3	1-2	0-0	2-2	4-5	1-3	1-1	2-0	0-0	-12	0	0	0	0	0	-12	
43 Eric Dixon	32:35	6-11	3-3	3-3	4-4	8-4	2-18	1-1	0-0	0-0	-2	0	0	0	0	0	-2	
5 Justin Moore	33:08	5-13	1-7	6-7	0-0	4-7	17-14	1-0	0-0	0-14	0	0	0	0	0	0	-14	
14 Caleb Daniels	26:17	4-14	1-7	2-2	1-6	7-4	3-11	2-1	0-0	0-1-6	0	0	0	0	0	0	-6	
15 Jordan Longino	10:53	0-0	0-0	0-0	1-1	2-0	0-0	1-1	0-0	0-10	0	0	0	0	0	0	-10	
2 Mark Armstrong	19:41	3-7	0-2	4-4	0-4	4-1	4-10	0-0	1-0	1-8	0	0	0	0	0	0	-8	
1 Brendan Hausen	09:11	1-3	1-2	0-0	0-0	1-0	3-0	1-0	0-0	0-3	0	0	0	0	0	0	-3	
4 Chris Arcidiacono	06:29	1-1	1-1	0-0	2-2	1-0	3-0	1-1	0-0	0-4	0	0	0	0	0	0	4	
3 Trey Patterson	01:53	0-0	0-0	0-0	0-0	1-0	0-0	0-0	0-0	0-1	0	0	0	0	0	0	-1	
Team					0-1	1-0						0	0					
Totals	24:60	8-29	16-18	8	21	29	24	19	72	10	7	5	0	4	-13			

Technical Fouls: NONE

Points from	NOVA	PROV	Period by Period Scoring		
			1st	2nd	TOT
Turnovers	13	5			
Paint	28	36			
Second Chance	10	7			
Fast Breaks	6	14			
Bench	16	8			
NOVA	31	41	72		
PROV	36	49	85		

Points from	NOVA	PROV	Period by Period Scoring		
			1st	2nd	TOT
Turnovers	13	5			
Paint	28	36			
Second Chance	10	7			
Fast Breaks	6	14			
Bench	16	8			
NOVA	31	41	72		
PROV	36	49	85		

Points from	NOVA	PROV	Period by Period Scoring		
			1st	2nd	TOT
Turnovers	12	18			
Paint	24	42			
Second Chance	9	15			
Fast Breaks	6	14			
Bench	13	19			
NOVA	37	52	89		
PROV	37	69	106		

Points from	NOVA	PROV	Period by Period Scoring		
			1st	2nd	TOT
Turnovers	12	18			
Paint	24	42			
Second Chance	9	15			
Fast Breaks	6	14			
Bench	13	19			
NOVA	37	52	89		
PROV	37	69	106		



Official Basketball Box Score - Final
Creighton at Providence
 02/14/23 Amica Mutual Pavilion, Providence, RI
 2022-23 Men's Basketball

Game Time: 7:00 PM
 Game Duration: 2:32
 Attendance: 12,400

Officials: Roger Ayers, Tim Clougherty, Tony Chazza

NO. Name	Min	FG		3P		FT		Rebounds		Fouls		TP	AS	TO	ST	Blocks		+/-
		M-A	M-A	M-A	M-A	OR	DR	PF	FD	BS	BA							
24 Arthur Kaluma	47:00	6-14	1-4	4-5	0-3	3-4	4-17	0-2	1-0	1-3	0	2	1	0	1	0	-3	
11 Ryan Kalkbrenner	44:52	7-11	0-1	1-1	1-6	7-2	2-15	2-4	0-2	0-7	0	4	0	2	0	0	-7	
2 Ryan Nembhard	47:20	8-17	2-5	3-3	0-10	10-4	2-21	3-2	0-0	2-4	0	2	0	0	2	-4		
23 Trey Alexander	48:52	7-11	2-2	1-2	0-6	6-1	4-17	1-1	0-0	0-11	0	1	0	0	0	-11		
55 Baylor Scheierman	46:39	4-15	2-12	2-2	1-4	5-4	3-12	6-4	0-0	1-4	0	1	0	1	1	-4		
4 Shereef Mitchell	07:09	1-1	0-0	0-0	0-0	0-0	1-0	2-0	0-0	0-5	0	0	0	0	0	-5		
23 Mason Miller	03:07	0-0	0-0	0-0	0-1	1-0	0-0	0-0	0-0	0-5	0	0	0	0	0	-5		
33 Fredrick King	05:01	0-0	0-0	2-2	0-0	0-3	1-2	0-0	0-0	0-1	0	0	0	0	0	-1		
Team					1-4	5-0						0	0					
Totals	33:69	7-24	13-15	3	34	37	19	16	86	12	14	1	5	4	-8			

Technical Fouls: NONE

NO. Name	Min	FG		3P		FT		Rebounds		Fouls		TP	AS	TO	ST	Blocks		+/-
		M-A	M-A	M-A	M-A	OR	DR	PF	FD	BS	BA							
5 Ed Crosswell	45:54	5-9	0-0	4-6	1-5	6-4	3-14	2-1	2-1	0-7	0	0	0	0	0	0	7	
23 Bryce Hopkins	50:00	8-21	2-4	2-2	3-6	9-2	4-20	3-1	1-1	1-3	8	6	1	1	1	3	8	
4 Jared Bynum	34:39	1-9	0-3	6-6	0-6	6-2	6-8	6-1	1-0	1-1	-1	0	0	0	0	0	-1	
10 Noah Locke	37:39	8-14	2-5	2-2	1-4	5-3	1-20											

2022-23 Providence Basketball



2022-23 Box Scores



Official Basketball Box Score - Final
Providence at Georgetown
 02/20/23 Capital One Arena, Washington
 2022-23 Men's Basketball

Game Time: 12:30 PM
 Game Duration: 1:50
 Attendance: 7,085

Officials: Lamar Simpson, Evan Burroughs, Tim Clougherty

NO.	Name	Min	FG		3P		FT		Rebounds		Fouls		TP	AS	TO	ST	Blocks		+/-																									
			M	A	M	A	O	R	O	R	O	R					O	O		O	O	O	O																					
5	Ed Crosswell	F 34:10	9-16	0-1	7-10	1	6	7	13	1	6	25	6	2	0	3	3	22																										
23	Bryce Hopkins	F 16:26	3-5	0-0	0-0	0	4	4	3	1	6	2	1	1	0	1	1	-15																										
4	Jared Bynum	G 33:44	6-12	6-9	0-0	1	1	2	2	1	19	6	2	2	0	1	8																											
10	Noah Locke	G 33:10	5-10	2-3	0-0	0	0	0	0	12	1	1	1	0	0	0	12																											
22	Devin Carter	G 34:48	5-13	1-5	1-2	2	5	7	2	12	5	1	3	0	1	12																												
0	Clifton Moore	24:46	4-7	0-0	0	4	6	1	0	8	0	0	0	2	3	1	26																											
21	Jayden Pierre	09:50	2-3	1-1	0-0	0	4	4	1	0	5	0	1	0	0	0	14																											
1	Jayden Pierre	06:16	0-0	0-0	0	2	2	0	0	0	2	0	0	0	0	0	12																											
30	Rafael Castro	04:38	0-2	0-0	0	2	2	0	0	0	1	0	1	0	1	0	7																											
14	Corey Floyd, Jr.	02:12	1-1	0-0	0	0	0	0	0	2	0	0	0	0	0	0	2																											
Team						1			2			0			1																													
Totals			35-69			10-19			8-12			14			28			42			10			11			88			23			9			10			7			20		

Technical Fouls: NONE

NO.	Name	Min	FG		3P		FT		Rebounds		Fouls		TP	AS	TO	ST	Blocks		+/-																									
			M	A	M	A	O	R	O	R	O	O					O	O		O	O	O																						
11	Akok Akok	F 25:56	2-6	1-3	0-0	1	5	6	0	5	0	0	1	1	4	2	-12																											
22	Bradley Ezewiro	F 20:48	2-7	0-0	2-3	4	4	8	5	3	6	0	1	1	1	3	-6																											
0	Brandon Murray	G 33:20	0-6	0-4	3-4	0	3	3	1	3	3	5	0	0	1	0	-11																											
1	Primo Spears	G 37:27	10-19	4-7	2-4	0	1	1	2	4	26	4	4	0	0	2	-18																											
5	Jay Heath	G 33:31	7-13	5-8	0-0	1	2	3	1	0	19	3	5	2	0	0	-8																											
15	Bryson Mazon	G 14:42	2-6	1-4	0-0	1	1	1	0	5	0	2	0	0	0	0	-8																											
31	Wayne Bristol, Jr.	09:18	0-1	0-0	0	0	0	0	0	0	0	0	0	0	0	0	-14																											
21	Ryan Mutombo	08:04	1-2	0-0	0	1	3	4	0	0	2	0	0	2	0	0	-6																											
12	Jordan Wiley	05:12	0-1	0-1	0	0	0	0	0	0	0	0	0	1	0	0	-7																											
32	Malcolm Rifson	09:30	1-1	0-0	0	1	4	5	1	0	2	0	0	1	1	0	-4																											
4	Denver Anglin	01:12	0-1	0-1	0	0	0	0	0	0	0	0	0	0	0	0	-2																											
23	D'Ante Bass	01:00	0-0	0-0	0	0	0	0	0	0	0	0	0	0	0	0	-4																											
Team						3			4			0			0																													
Totals			25-63			11-28			7-11			11			24			35			11			10			68			12			14			7			7			-20		

Technical Fouls: NONE

Biggest lead	PRO		GEO		Points from Turnovers	PRO	GEO	Period by Period Scoring			
	27 (2 nd 10:57)	5 (1 st 17:59)	9 (2 nd 17:10)	1st				2nd	TOT		
Best Scoring Run	13 (1 st 12:05)		9 (2 nd 17:10)		Paint	46	20	PRO	46	42	88
Lead Changes	1		1		Second Chance	13	13	PRO	27	41	68
Times Tied	1		1		Fast Breaks	23	11	PRO	27	41	68
Time with Lead	34:27		03:31		Bench	15	9	PRO	27	41	68



Official Basketball Box Score - Final
Seton Hall at Providence
 03/09/23 Amica Mutual Pavilion, Providence, R.I.
 2022-23 Men's Basketball

Game Time: 12:00 PM
 Game Duration: 1:58
 Attendance: 11,989

Officials: Pat Driscoll, Nathan Farrell, Greg Evans

NO.	Name	Min	FG		3P		FT		Rebounds		Fouls		TP	AS	TO	ST	Blocks		+/-																									
			M	A	M	A	O	R	O	R	O	O					O	O		O	O																							
4	Tyrese Samuel	F 19:17	2-2	0-0	2-4	1	1	2	4	3	6	1	1	1	0	20																												
13	KC Ndofo	F 32:06	5-8	1-1	4-4	3	4	7	3	3	15	4	3	0	2	0	16																											
2	Al-Amir Dawes	F 32:40	4-11	3-7	0-0	0	3	3	0	0	11	1	0	0	2	25																												
15	Jamir Harris	G 29:50	1-4	1-4	0-0	1	1	2	0	0	3	1	0	0	0	0	11																											
21	Femi Odukalé	G 36:26	7-10	1-1	4-7	3	5	8	3	5	19	5	3	4	0	1	33																											
14	Dre Davis	24:27	9-10	4-4	2-2	0	4	4	0	1	24	2	0	0	0	0	28																											
22	Tae Davis	18:18	2-2	0-0	0	0	4	4	3	0	4	2	0	1	0	0	19																											
20	Jaquan Sanders	02:05	0-0	0-0	0	0	0	0	0	0	0	0	2	0	0	0	-8																											
41	David Gabriel	01:37	0-1	0-1	0	0	0	0	0	0	0	0	0	0	0	0	-8																											
43	Jorge Mercado	01:37	0-0	0-0	0	0	0	0	0	0	0	0	0	0	0	0	-8																											
50	Elijah Muhammad	01:37	0-0	0-0	0	0	0	0	0	0	0	0	0	0	0	0	-8																											
Team						1			2			0			1																													
Totals			30-48			10-18			12-17			9			23			32			16			12			82			18			11			6			3			24		

Technical Fouls: Ndofo 2nd 14:21

NO.	Name	Min	FG		3P		FT		Rebounds		Fouls		TP	AS	TO	ST	Blocks		+/-																						
			M	A	M	A	O	R	O	R	O	O					O	O		O																					
5	Ed Crosswell	F 35:26	6-10	0-0	1-3	8	1	9	4	4	13	0	2	0	1	1	-30																								
23	Bryce Hopkins	F 29:18	2-9	0-3	0-0	0	4	4	2	0	4	1	4	0	0	0	-18																								
4	Jared Bynum	G 28:19	4-8	2-6	2-3	1	1	1	1	4	12	3	1	2	0	0	-22																								
10	Noah Locke	G 22:59	1-9	0-6	0-0	1	0	1	0	0	2	1	0	0	0	1	-21																								
22	Devin Carter	G 32:47	5-12	1-5	3-5	2	3	5	5	14	3	0	2	1	0	0	-18																								
21	Clifton Moore	G 09:39	1-1	0-0	0	1	2	3	0	2	0	1	0	0	0	0	-5																								
0	Alyn Breed	17:16	2-4	1-3	0-0	0	0	0	0	5	2	0	0	0	1	1	-11																								
1	Jayden Pierre	07:47	1-2	0-0	0	0	0	0	0	0	2	2	0	1	0	0	0																								
14	Corey Floyd, Jr.	10:52	0-1	0-0	2-2	0	0	0	1	1	2	0	0	1	0	0	-10																								
30	Rafael Castro	05:37	1-1	0-0	0	1	1	0	2	1	0	2	1	0	0	0	5																								
Team						2			2			0			2																										
Totals			23-57			4-23			8-13			14			26			13			15			58			13			11			6			3			-24		

Technical Fouls: Crosswell 2nd 14:21

Biggest lead	SHU		PROV		Points from Turnovers	SHU	PROV	Period by Period Scoring			
	32 (2 nd 2:33)	2 (1 st 18:15)	8 (2 nd 14:10)	1st				2nd	TOT		
Best Scoring Run	14 (2 nd 2:33)		8 (2 nd 14:10)		Paint	36	36	SHU	44	38	82
Lead Changes	4		4		Second Chance	10	19	SHU	25	33	58
Times Tied	3		3		Fast Breaks	7	6	PROV	25	33	58
Time with Lead	37:48		00:39		Bench	28	13	PROV	25	33	58



Official Basketball Box Score - Final
Xavier at Providence
 03/01/23 Amica Mutual Pavilion, Providence, R.I.
 2022-23 Men's Basketball

Game Time: 6:30 PM
 Game Duration: 2:04
 Attendance: 12,400

Officials: Jeff Anderson, Roger Ayers, Tommy Morrison

NO.	Name	Min	FG		3P		FT		Rebounds		Fouls		TP	AS	TO	ST	Blocks		+/-
			M	A	M	A	O	R	O	R	O	O					O	O	
2	Jerome Hunter	F 28:20	3-5	0-0	1-2	0	3	3	3	2	7	2	3	0	1	0	5		
24	Jack Nunge	F 30:20	3-7	1-2	2-3	3	5	8	4	3	9	1	0	1	1	0	19		
0	Souley Boum	G 38:51	11-19	4-9	7-7	1	6	7	3	5	33	4	3	0	1	2	4		
3	Colby Bynum	G 37:07	10-11	3-3	6-7	0	9	9	1	4	29	4	0	0	0	0	1		
5	Adam Kunkel	G 24:11	1-6	0-2	0-0	0	1	1	5	2	2	0	0	1	0	0	4		
0	Alyn Breed	26:40	5-9	2-4	0-0	0	2	2	5	0	12	0	1	0	1	1	3		
4	C																		



0




Alyn Breed
JR. 6-3 190
Powder Springs, Ga.

1



Jayden Pierre
FR. 6-2 170
Elizabeth, N.J.

3




Quante Berry
FR. 6-4 175
Cleveland, Tenn.

4



Jared Bynum
GR. 5-10 180
Largo, Md.

5




Ed Crosswell
RS SR. 6-8 240
Philadelphia, Pa.

10




Noah Locke
GR. 6-3 210
Baltimore, Md.

13




Scott Morozov
FR. 6-6 225
Toronto, Canada

14




Corey Floyd Jr.
RS FR. 6-4 210
Franklin, N.J.

21




Clifton Moore
GR. 6-11 240
Ambler, Pa.

22



Devin Carter
SO. 6-3 195
Miami, Fla.

23



Bryce Hopkins
SO. 6-7 220
Oak Park, Ill.

24




Luke Fonts
SO. 6-1 190
Portsmouth, R.I.

30



Rafael Castro
RS FR. 6-11 220
Dover N.J.

33



Kieran O'Haire
SO. 6-2 190
Menands, N.Y.



Ed Cooley
Head Coach



Jeff Battle
Associate
Head Coach



Brian Blaney
Assistant Coach



Ivan Thomas
Assistant Coach



Kevin Kurbec
Director of
Basketball
Operations



LaDontae Henton
Assoc. Dir. of
Player Development,
Scouting &
Recruiting Coord.



Kyron Cartwright
Special Assistant
to Head Coach