



Officials: John Gaffney, Patrick Evans, KB Burdett

Providence - 53

Record: 21-12

NO.	Name	F	Min	FG	3P	FT	Rebounds			Fouls		TP	AS	TO	ST	Blocks		+/-
				M-A	M-A	M-A	OR	DR	TOT	PF	FD					BS	BA	
5	Ed Crowell	F	27:14	8-10	0-0	0-0	2	3	5	4	4	16	0	1	2	0	0	-1
23	Bryce Hopkins	F	39:06	2-9	0-3	3-5	0	8	8	4	4	7	2	4	0	0	1	-8
4	Jared Bynum	G	33:53	3-10	2-6	1-1	1	1	2	1	1	9	5	0	1	0	0	-1
10	Noah Locke	G	28:33	3-11	2-7	0-0	0	2	2	0	0	8	1	3	0	0	0	3
22	Devin Carter	G	37:07	4-14	1-7	1-2	1	4	5	4	1	10	3	0	2	1	1	-11
21	Clifton Moore		13:40	0-3	0-1	1-2	3	0	3	0	1	1	0	1	0	0	2	-7
14	Corey Floyd, Jr.		12:21	1-1	0-0	0-1	0	1	1	2	1	2	0	0	0	0	0	-10
0	Alyn Breed		05:40	0-0	0-0	0-0	0	1	1	0	0	0	1	0	0	0	0	-6
1	Jayden Pierre		02:26	0-0	0-0	0-0	0	0	0	1	0	0	0	0	0	0	0	1
Team							1	3	4			0		1				
Totals				21-58	5-24	6-11	8	23	31	16	12	53	12	10	5	1	4	-8

Shooting By Period		
1 st FG%	13-31	41.9%
3PT%	3-11	27.3%
FT%	2-3	66.7%
2 nd FG%	8-27	29.6%
3PT%	2-13	15.4%
FT%	4-8	50%
GM FG%	21-58	36.2%
3PT%	5-24	20.8%
FT%	6-11	54.5%

Dead Ball Rebounds: 4, 1

Technical Fouls::NONE

Kentucky - 61

Record: 22-11

NO.	Name	F	Min	FG	3P	FT	Rebounds			Fouls		TP	AS	TO	ST	Blocks		+/-
				M-A	M-A	M-A	OR	DR	TOT	PF	FD					BS	BA	
0	Jacob Toppin	F	37:19	6-14	0-2	6-6	1	5	6	1	5	18	2	1	0	1	0	12
24	Chris Livingston	F	34:12	3-8	0-1	0-0	1	5	6	1	0	6	0	1	0	1	0	10
34	Oscar Tshiebwe	F	32:51	4-10	0-0	0-0	11	14	25	4	1	8	2	3	3	2	0	4
12	Antonio Reeves	G	38:24	8-18	5-9	1-2	1	2	3	2	2	22	0	3	0	0	1	11
22	Cason Wallace	G	38:52	2-11	0-2	3-5	1	3	4	0	7	7	5	1	2	0	0	10
1	CJ Fredrick		06:56	0-2	0-2	0-0	0	0	0	2	0	0	1	0	0	0	0	-4
3	Adou Thiero		01:36	0-0	0-0	0-0	0	0	0	0	0	0	0	0	0	0	0	-3
55	Lance Ware		02:41	0-0	0-0	0-0	0	0	0	1	0	0	0	0	0	0	0	-4
4	Daimion Collins		07:09	0-0	0-0	0-0	1	1	2	1	1	0	0	1	1	0	0	4
Team							2	0	2			0		1				
Totals				23-63	5-16	10-13	18	30	48	12	16	61	10	11	6	4	1	8

Shooting By Period		
1 st FG%	16-35	45.7%
3PT%	4-10	40.0%
FT%	2-4	50%
2 nd FG%	7-28	25.0%
3PT%	1-6	16.7%
FT%	8-9	88.9%
GM FG%	23-63	36.5%
3PT%	5-16	31.3%
FT%	10-13	76.9%

Dead Ball Rebounds: 1, 0

Technical Fouls::NONE

	PRO	UK
Biggest lead	3 (1 st 15:20)	11 (1 st 1:44)
Best Scoring Run	7 (2 nd 17:16)	10 (1 st 1:44)
Lead Changes	7	
Times Tied	4	
Time with Lead	08:09	30:29

	PRO	UK
Points from		
Turnovers	11	7
Paint	28	22
Second Chance	2	18
Fast Breaks	12	5
Bench	3	0

	Period by Period Scoring		
	1st	2nd	TOT
PRO	31	22	53
UK	38	23	61



Period 1

Quarter Starters:

UK	0 Toppin J	12 Reeves A	22 Wallace C	24 Livingston C	34 Tshiebwe O
PRO	4 Bynum J	5 Crowell E	10 Locke N	22 Carter D	23 Hopkins B

Game Time	UK	Score	Diff	PRO
20:00	34 TSHIEBWE O jumpball lost			5 CROSWELL E jumpball won
19:40		0-2	-2	5 CROSWELL E 2pt FG in the paint, layup made (2)
19:40				4 BYNUM J assist (1)
19:19	34 TSHIEBWE O 2pt FG outside the paint, hook shot missed			
19:17				5 CROSWELL E defensive rebound (1)
18:56				23 HOPKINS B 2pt FG outside the paint, jump shot missed
18:52	34 TSHIEBWE O defensive rebound (1)			
18:35	22 WALLACE C foul drawn (1)			5 CROSWELL E foul shooting (1 - 1)
18:35	22 WALLACE C free throw 1 - 2 missed			
18:35	offensive dead ball rebound (1)			
18:35	22 WALLACE C free throw 2 - 2 made (1)	1-2	-1	
18:14	22 WALLACE C steal (1)			10 LOCKE N turnover bad pass (1)
17:53	22 WALLACE C 2pt FG from turnover in the paint, layup missed			
17:51				5 CROSWELL E defensive rebound (2)
17:46				4 BYNUM J 3pt FG , jump shot missed
17:43	34 TSHIEBWE O defensive rebound (2)			
17:26	0 TOPPIN J 2pt FG outside the paint, jump shot missed			
17:23	34 TSHIEBWE O offensive rebound (3)			
17:20	0 TOPPIN J 2pt FG second chance in the paint, layup made (2)	3-2	1	
17:20	34 TSHIEBWE O assist (1)			
16:57				5 CROSWELL E turnover lost ball (1)
16:57				5 CROSWELL E substitution out
16:57				21 MOORE C substitution in
16:44	22 WALLACE C turnover bad pass (1)			22 CARTER D steal (1)
16:40		3-4	-1	22 CARTER D 2pt FG fast break from turnover in the paint, dunk, made (2)
16:26	22 WALLACE C 3pt FG , jump shot missed			
16:22	34 TSHIEBWE O offensive rebound (4)			
16:21	12 REEVES A 3pt FG second chance, jump shot missed			
16:18	34 TSHIEBWE O offensive rebound (5)			
16:12	24 LIVINGSTON C 2pt FG second chance outside the paint, jump shot missed			
16:09	34 TSHIEBWE O offensive rebound (6)			
16:07	34 TSHIEBWE O 2pt FG second chance in the paint, layup missed			
16:05				defensive rebound (3)
15:49				22 CARTER D 3pt FG , jump shot missed
15:45				4 BYNUM J offensive rebound (1)
15:40				10 LOCKE N 3pt FG second chance, jump shot missed
15:37	34 TSHIEBWE O defensive rebound (7)			
15:23	12 REEVES A turnover lost ball (1)			4 BYNUM J steal (1)
15:20		3-6	-3	22 CARTER D 2pt FG fast break from turnover in the paint, dunk, made (4)
15:20				4 BYNUM J assist (2)



Official Basketball Play by Play - First Half
Providence at Kentucky
 03/17/23 Greensboro Coliseum, Greensboro, NC
 2023 NCAA Men's Basketball Championship First Round

Game Time: 7:10 PM
Game Duration: 2:08

Officials: John Gaffney, Patrick Evans, KB Burdett

Game Time	UK	Score	Diff	PRO
14:54	0 TOPPIN J 2pt FG outside the paint, floating jump shot made (4)	5-6	-1	
14:33				10 LOCKE N 2pt FG in the paint, jump shot missed
14:30	22 WALLACE C defensive rebound (1)			
14:24	22 WALLACE C foul drawn (2)			4 BYNUM J foul shooting (1 - 2)
14:24	Timeout media			
14:24				10 LOCKE N substitution out
14:24				14 FLOYD, JR. C substitution in
14:24	22 WALLACE C free throw 1 - 2 made (2)	6-6	0	
14:24	22 WALLACE C free throw 2 - 2 missed			
14:24	34 TSHIEBWE O offensive rebound (8)			
14:21	34 TSHIEBWE O 2pt FG second chance in the paint, layup made (2)	8-6	2	
13:52				23 HOPKINS B 3pt FG , jump shot missed
13:46				21 MOORE C offensive rebound (1)
13:43	22 WALLACE C steal (2)			21 MOORE C turnover lost ball (1)
13:41	22 WALLACE C foul drawn (3)			23 HOPKINS B foul personal (1 - 3)
13:41	22 WALLACE C substitution out			
13:41	1 FREDRICK C substitution in			
13:41				21 MOORE C substitution out
13:41				5 CROSWELL E substitution in
13:30	34 TSHIEBWE O foul offensive (1 - 1)			5 CROSWELL E foul drawn (1)
13:30	34 TSHIEBWE O turnover offensive (1)			
13:01				22 CARTER D 2pt FG from turnover in the paint, layup missed
12:59	34 TSHIEBWE O defensive rebound (9)			
12:48	34 TSHIEBWE O 2pt FG in the paint, hook shot missed			
12:44	24 LIVINGSTON C offensive rebound (1)			
12:41	12 REEVES A 3pt FG second chance, jump shot missed			
12:37				23 HOPKINS B defensive rebound (1)
12:33		8-8	0	23 HOPKINS B 2pt FG fast break in the paint, layup made (2)
12:33	1 FREDRICK C foul shooting (1 - 2)			23 HOPKINS B foul drawn (1)
12:33	12 REEVES A substitution out			
12:33	24 LIVINGSTON C substitution out			
12:33	3 THIERO A substitution in			
12:33	22 WALLACE C substitution in			
12:33				22 CARTER D substitution out
12:33				10 LOCKE N substitution in
12:33		8-9	-1	23 HOPKINS B free throw 1 - 1 made (3)
12:33				23 HOPKINS B substitution out
12:33				21 MOORE C substitution in
12:17	0 TOPPIN J 2pt FG outside the paint, floating jump shot made (6)	10-9	1	
11:56				21 MOORE C 3pt FG , jump shot missed
11:52				5 CROSWELL E offensive rebound (3)
11:50		10-11	-1	5 CROSWELL E 2pt FG second chance in the paint, layup made (4)
11:41	0 TOPPIN J 3pt FG , jump shot missed			
11:39	34 TSHIEBWE O offensive rebound (10)			
11:39	34 TSHIEBWE O foul drawn (1)			5 CROSWELL E foul personal (2 - 4)
11:39	Timeout media			



Official Basketball Play by Play - First Half
Providence at Kentucky
 03/17/23 Greensboro Coliseum, Greensboro, NC
 2023 NCAA Men's Basketball Championship First Round

Game Time: 7:10 PM
 Game Duration: 2:08

Officials: John Gaffney, Patrick Evans, KB Burdett

Game Time	UK	Score	Diff	PRO
11:39	0 TOPPIN J substitution out			
11:39	55 WARE L substitution in			
11:39				5 CROSWELL E substitution out
11:39				14 FLOYD, JR. C substitution out
11:39				22 CARTER D substitution in
11:39				23 HOPKINS B substitution in
11:26	22 WALLACE C 2pt FG second chance outside the paint, pull up jump shot missed			
11:21				10 LOCKE N defensive rebound (1)
11:18		10-13	-3	10 LOCKE N 2pt FG fast break outside the paint, pull up jump shot made (2)
10:58	22 WALLACE C foul drawn (4)			22 CARTER D foul personal (1 - 5)
10:57	1 FREDRICK C substitution out			
10:57	3 THIERO A substitution out			
10:57	34 TSHIEBWE O substitution out			
10:57	55 WARE L substitution out			
10:57	0 TOPPIN J substitution in			
10:57	4 COLLINS D substitution in			
10:57	12 REEVES A substitution in			
10:57	24 LIVINGSTON C substitution in			
10:47	12 REEVES A 2pt FG outside the paint, step back jump shot missed			
10:44	22 WALLACE C offensive rebound (2)			
10:43	12 REEVES A 3pt FG second chance, jump shot made (3)	13-13	0	
10:43	22 WALLACE C assist (1)			
10:21		13-16	-3	22 CARTER D 3pt FG , jump shot made (7)
10:21				23 HOPKINS B assist (1)
10:06	24 LIVINGSTON C 2pt FG outside the paint, pull up jump shot made (2)	15-16	-1	
09:49				22 CARTER D 2pt FG in the paint, driving layup missed
09:47	24 LIVINGSTON C defensive rebound (2)			
09:43	12 REEVES A turnover lost ball (2)			
09:26		15-18	-3	23 HOPKINS B 2pt FG from turnover in the paint, layup made (5)
09:04	24 LIVINGSTON C 2pt FG in the paint, floating jump shot made (4)	17-18	-1	
08:36	4 COLLINS D foul shooting (1 - 3)			21 MOORE C foul drawn (1)
08:36				21 MOORE C free throw 1 - 2 missed
08:36				offensive dead ball rebound (1)
08:36	4 COLLINS D substitution out			
08:36	34 TSHIEBWE O substitution in			
08:36		17-19	-2	21 MOORE C free throw 2 - 2 made (1)
08:11	0 TOPPIN J 2pt FG in the paint, floating jump shot made (8)	19-19	0	
07:40				4 BYNUM J 2pt FG outside the paint, floating jump shot missed
07:37	24 LIVINGSTON C defensive rebound (3)			
07:34	12 REEVES A 3pt FG fast break, jump shot made (6)	22-19	3	
07:34	0 TOPPIN J assist (1)			
07:06		22-21	1	22 CARTER D 2pt FG outside the paint, turnaround jump shot made (9)
06:55	34 TSHIEBWE O 2pt FG in the paint, layup made (4)	24-21	3	
06:55	0 TOPPIN J assist (2)			



Providence at Kentucky

03/17/23 Greensboro Coliseum, Greensboro, NC
2023 NCAA Men's Basketball Championship First Round

Officials: John Gaffney, Patrick Evans, KB Burdett

Game Time	UK	Score	Diff	PRO
06:31				10 LOCKE N 2pt FG outside the paint, pull up jump shot missed
06:25				21 MOORE C offensive rebound (2)
06:23				10 LOCKE N 3pt FG second chance, jump shot missed
06:20	34 TSHIEBWE O defensive rebound (11)			
06:16	12 REEVES A 3pt FG , jump shot missed			
06:13	offensive rebound (17)			
06:14	Timeout media			
06:14				10 LOCKE N substitution out
06:14				21 MOORE C substitution out
06:14				5 CROSWELL E substitution in
06:14				14 FLOYD, JR. C substitution in
05:59	34 TSHIEBWE O 2pt FG second chance in the paint, layup missed			
05:56	0 TOPPIN J offensive rebound (1)			
05:55	0 TOPPIN J 3pt FG second chance, jump shot missed			
05:53				22 CARTER D defensive rebound (1)
05:33				22 CARTER D 3pt FG , jump shot missed
05:29				5 CROSWELL E offensive rebound (4)
05:20	0 TOPPIN J foul drawn (1)			23 HOPKINS B foul offensive (2 - 6)
05:20				23 HOPKINS B turnover offensive (1)
05:20				4 BYNUM J substitution out
05:20				0 BREED A substitution in
05:09	34 TSHIEBWE O 2pt FG from turnover outside the paint, jump shot made (6)	26-21	5	
05:09	22 WALLACE C assist (2)			
04:44		26-23	3	5 CROSWELL E 2pt FG in the paint, layup made (6)
04:44				0 BREED A assist (1)
04:33	24 LIVINGSTON C turnover bad pass (1)			22 CARTER D steal (2)
04:29		26-25	1	14 FLOYD, JR. C 2pt FG fast break from turnover in the paint, alleyoop made (2)
04:29				22 CARTER D assist (1)
04:11	22 WALLACE C 2pt FG outside the paint, jump shot missed			
04:09	34 TSHIEBWE O offensive rebound (12)			
04:08	34 TSHIEBWE O 2pt FG second chance in the paint, layup missed			
04:06	34 TSHIEBWE O offensive rebound (13)			
04:03	jump ball situation			
04:03				5 CROSWELL E substitution out
04:03				21 MOORE C substitution in
04:01	12 REEVES A 2pt FG second chance outside the paint, floating jump shot made (8)	28-25	3	
04:01	22 WALLACE C assist (3)			
03:33				23 HOPKINS B 3pt FG , jump shot missed
03:29	24 LIVINGSTON C defensive rebound (4)			
03:22	0 TOPPIN J 2pt FG in the paint, pull up jump shot missed			
03:19				0 BREED A defensive rebound (1)
03:02				23 HOPKINS B 2pt FG outside the paint, jump shot missed
03:00				21 MOORE C offensive rebound (3)
02:58				21 MOORE C 2pt FG second chance in the paint, layup blocked
02:58	34 TSHIEBWE O block (1)			
02:55	0 TOPPIN J defensive rebound (2)			



Providence at Kentucky

03/17/23 Greensboro Coliseum, Greensboro, NC
2023 NCAA Men's Basketball Championship First Round

Officials: John Gaffney, Patrick Evans, KB Burdett

Game Time	UK	Score	Diff	PRO
02:53	0 TOPPIN J 2pt FG fast break in the paint, layup made (10)	30-25	5	
02:34				21 MOORE C 2pt FG outside the paint, hook shot blocked
02:34	34 TSHIEBWE O block (2)			
02:31	24 LIVINGSTON C defensive rebound (5)			
02:19	0 TOPPIN J 2pt FG outside the paint, turnaround jump shot missed			
02:17	offensive rebound (24)			
02:17	Timeout media			
02:17	24 LIVINGSTON C substitution out			
02:17	1 FREDRICK C substitution in			
02:17				21 MOORE C substitution out
02:17				5 CROSWELL E substitution in
02:13	12 REEVES A 3pt FG second chance, jump shot made (11)	33-25	8	
02:13	22 WALLACE C assist (4)			
01:51				23 HOPKINS B 2pt FG in the paint, dunk, blocked
01:51	0 TOPPIN J block (1)			
01:47	22 WALLACE C defensive rebound (3)			
01:44	12 REEVES A 3pt FG , jump shot made (14)	36-25	11	
01:44	1 FREDRICK C assist (1)			
01:39				Timeout 30 Sec
01:39	Timeout media			
01:39				0 BREED A substitution out
01:39				14 FLOYD, JR. C substitution out
01:39				4 BYNUM J substitution in
01:39				10 LOCKE N substitution in
01:18	34 TSHIEBWE O steal (1)			10 LOCKE N turnover bad pass (2)
01:14	34 TSHIEBWE O turnover lost ball (2)			
00:55		36-28	8	4 BYNUM J 3pt FG from turnover, pull up jump shot made (3)
00:42	Timeout 30 Sec			
00:42				5 CROSWELL E substitution out
00:42				21 MOORE C substitution in
00:31	0 TOPPIN J 2pt FG in the paint, driving layup made (12)	38-28	10	
00:02		38-31	7	4 BYNUM J 3pt FG , step back jump shot made (6)
END OF PERIOD				
UK 38-31 PRO				



Providence at Kentucky

03/17/23 Greensboro Coliseum, Greensboro, NC
2023 NCAA Men's Basketball Championship First Round

Officials: John Gaffney, Patrick Evans, KB Burdett

Providence - 31

NO.	Name	F	Min	FG			3P			FT			Rebounds			Fouls		TP	AS	TO	ST	Blocks		+/-
				M-A	M-A	M-A	OR	DR	TOT	PF	FD	BS	BA											
5	Ed Crowell	F	08:50	3-3	0-0	0-0	2	2	4	2	1	6	0	1	0	0	0	0	0	0	0	1		
23	Bryce Hopkins	F	19:06	2-7	0-2	1-1	0	1	1	2	1	5	1	1	0	0	1	0	0	0	1	-7		
4	Jared Bynum	G	16:19	2-4	2-3	0-0	1	0	1	1	0	6	2	0	1	0	0	0	0	0	1			
10	Noah Locke	G	13:34	1-5	0-2	0-0	0	1	1	0	0	2	0	2	0	0	0	0	0	0	2			
22	Devin Carter	G	19:06	4-8	1-3	0-0	0	1	1	1	0	9	1	0	2	0	0	0	0	-8				
21	Clifton Moore		12:04	0-3	0-1	1-2	3	0	3	0	1	1	0	1	0	0	0	0	2	-8				
14	Corey Floyd, Jr.		07:20	1-1	0-0	0-0	0	0	0	0	0	2	0	0	0	0	0	0	0	-8				
0	Alyn Breed		03:41	0-0	0-0	0-0	0	1	1	0	0	0	1	0	0	0	0	0	0	-8				
Team							0	1	1			0			0									
Totals				13-31	3-11	2-3	6	7	13	6	3	31	5	5	3	0	3	-7						

Shooting By Period		
1st FG%	13-31	41.9%
3PT%	3-11	27.3%
FT%	2-3	66.7%
GM FG%	13-31	41.9%
3PT%	3-11	27.3%
FT%	2-3	66.7%

Dead Ball Rebounds: 1, 0

Technical Fouls::NONE

Kentucky - 38

NO.	Name	F	Min	FG			3P			FT			Rebounds			Fouls		TP	AS	TO	ST	Blocks		+/-
				M-A	M-A	M-A	OR	DR	TOT	PF	FD	BS	BA											
0	Jacob Toppin	F	19:18	6-11	0-2	0-0	1	1	2	0	1	12	2	0	0	1	0	9						
24	Chris Livingston	F	16:07	2-3	0-0	0-0	1	4	5	0	0	4	0	1	0	0	8							
34	Oscar Tshiebwe	F	17:39	3-8	0-0	0-0	8	5	13	1	1	6	1	2	1	2	5							
12	Antonio Reeves	G	18:24	5-9	4-7	0-0	0	0	0	0	0	14	0	2	0	0	10							
22	Cason Wallace	G	18:52	0-4	0-1	2-4	1	2	3	0	4	2	4	1	2	0	9							
1	CJ Fredrick		05:01	0-0	0-0	0-0	0	0	0	1	0	0	1	0	0	0	-3							
3	Adou Thiero		01:36	0-0	0-0	0-0	0	0	0	0	0	0	0	0	0	0	-3							
55	Lance Ware		00:42	0-0	0-0	0-0	0	0	0	0	0	0	0	0	0	0	-2							
4	Daimion Collins		02:21	0-0	0-0	0-0	0	0	0	1	0	0	0	0	0	0	2							
Team							2	0	2			0			0									
Totals				16-35	4-10	2-4	13	12	25	3	6	38	8	6	3	3	0	7						

Shooting By Period		
1st FG%	16-35	45.7%
3PT%	4-10	40.0%
FT%	2-4	50%
GM FG%	16-35	45.7%
3PT%	4-10	40.0%
FT%	2-4	50.0%

Dead Ball Rebounds: 1, 0

Technical Fouls::NONE

	PRO	UK
Biggest lead	3 (1st 15:20)	11 (1st 1:44)
Best Scoring Run	4 (1st 15:20)	10 (1st 1:44)
Lead Changes	7	
Times Tied	4	
Time with Lead	08:09	10:29

Points from	PRO	UK
Turnovers	11	2
Paint	16	14
Second Chance	2	12
Fast Breaks	10	5
Bench	3	0

	Period by Period Scoring		
	1st	2nd	TOT
PRO	31	22	53
UK	38	23	61



Officials: John Gaffney, Patrick Evans, KB Burdett

Period 2

Quarter Starters:

UK	0 Toppin J	12 Reeves A	22 Wallace C	24 Livingston C	34 Tshiebwe O
PRO	4 Bynum J	5 Crowell E	10 Locke N	22 Carter D	23 Hopkins B

Game Time	UK	Score	Diff	PRO
20:00	1 FREDRICK C substitution out			
20:00	24 LIVINGSTON C substitution in			
20:00				21 MOORE C substitution out
20:00				5 CROSWELL E substitution in
19:43				5 CROSWELL E 2pt FG outside the paint, jump shot missed
19:40	22 WALLACE C defensive rebound (4)			
19:31	0 TOPPIN J 2pt FG in the paint, floating jump shot missed			
19:29				23 HOPKINS B defensive rebound (2)
19:10				4 BYNUM J 3pt FG , jump shot missed
19:06	34 TSHIEBWE O defensive rebound (14)			
18:44	12 REEVES A 2pt FG outside the paint, jump shot missed			
18:38				23 HOPKINS B defensive rebound (3)
18:17				23 HOPKINS B 3pt FG , jump shot missed
18:13	34 TSHIEBWE O defensive rebound (15)			
17:52	0 TOPPIN J 2pt FG in the paint, hook shot missed			
17:49				22 CARTER D defensive rebound (2)
17:45	0 TOPPIN J foul shooting (1 - 1)			22 CARTER D foul drawn (1)
17:45				22 CARTER D free throw 1 - 2 missed
17:45				offensive dead ball rebound (2)
17:45		38-32	6	22 CARTER D free throw 2 - 2 made (10)
17:23	34 TSHIEBWE O 2pt FG in the paint, layup missed			
17:21				22 CARTER D defensive rebound (3)
17:16		38-35	3	10 LOCKE N 3pt FG , jump shot made (5)
17:16				22 CARTER D assist (2)
17:06	Timeout 30 Sec			
17:06	Timeout media			
16:49	22 WALLACE C 2pt FG outside the paint, floating jump shot made (4)	40-35	5	
16:28				10 LOCKE N 3pt FG , jump shot missed
16:25	34 TSHIEBWE O defensive rebound (16)			
16:10	22 WALLACE C 2pt FG in the paint, driving layup made (6)	42-35	7	
15:38				22 CARTER D 3pt FG , jump shot missed
15:34	34 TSHIEBWE O defensive rebound (17)			
15:19	22 WALLACE C 2pt FG in the paint, floating jump shot missed			
15:16				23 HOPKINS B defensive rebound (4)
15:01		42-37	5	5 CROSWELL E 2pt FG in the paint, layup made (8)
15:01				10 LOCKE N assist (1)
14:41	24 LIVINGSTON C 3pt FG , jump shot missed			
14:40				defensive dead ball rebound (3)
14:40	34 TSHIEBWE O foul personal (2 - 2)			5 CROSWELL E foul drawn (2)
14:40	Timeout media			
14:17	34 TSHIEBWE O foul personal (3 - 3)			5 CROSWELL E foul drawn (3)
14:17	34 TSHIEBWE O substitution out			



Officials: John Gaffney, Patrick Evans, KB Burdett

Game Time	UK	Score	Diff	PRO
14:17	4 COLLINS D substitution in			
14:10				22 CARTER D 2pt FG in the paint, floating jump shot missed
14:07	0 TOPPIN J defensive rebound (3)			
13:50	22 WALLACE C foul drawn (5)			22 CARTER D foul shooting (2 - 1)
13:50	22 WALLACE C free throw 1 - 1 made (7)	43-37	6	
13:50	4 COLLINS D turnover lane violation (1)			
13:35				5 CROSWELL E 2pt FG from turnover in the paint, layup missed
13:35				offensive rebound (19)
13:24				23 HOPKINS B 2pt FG from turnover second chance outside the paint, jump shot missed
13:20	4 COLLINS D defensive rebound (1)			
12:56	24 LIVINGSTON C 2pt FG outside the paint, step back jump shot missed			
12:52				defensive rebound (20)
12:54				10 LOCKE N substitution out
12:54				14 FLOYD, JR. C substitution in
12:37	4 COLLINS D steal (1)			23 HOPKINS B turnover bad pass (2)
12:22	12 REEVES A 3pt FG from turnover, jump shot made (17)	46-37	9	
12:22	22 WALLACE C assist (5)			
12:05				4 BYNUM J 2pt FG outside the paint, step back jump shot missed
11:59	12 REEVES A defensive rebound (1)			
11:43	jump ball situation			
11:43	Timeout media			
11:43				4 BYNUM J substitution out
11:43				1 PIERRE J substitution in
11:39	12 REEVES A 2pt FG outside the paint, step back jump shot missed			
11:34	4 COLLINS D offensive rebound (2)			
11:32	4 COLLINS D foul drawn (1)			1 PIERRE J foul personal (1 - 2)
11:20	24 LIVINGSTON C 2pt FG second chance in the paint, turnaround jump shot missed			
11:16				23 HOPKINS B defensive rebound (5)
11:14	24 LIVINGSTON C foul shooting (1 - 4)			23 HOPKINS B foul drawn (2)
11:14				23 HOPKINS B free throw 1 - 2 missed
11:14				offensive dead ball rebound (4)
11:14	24 LIVINGSTON C substitution out			
11:14	1 FREDRICK C substitution in			
11:14				5 CROSWELL E substitution out
11:14				21 MOORE C substitution in
11:14		46-38	8	23 HOPKINS B free throw 2 - 2 made (6)
10:54	12 REEVES A 2pt FG in the paint, layup blocked			
10:54				22 CARTER D block (1)
10:53				defensive rebound (22)
10:26				22 CARTER D 3pt FG , jump shot missed
10:22	12 REEVES A defensive rebound (2)			
10:21	12 REEVES A foul drawn (1)			22 CARTER D foul personal (3 - 3)
09:54	12 REEVES A foul offensive (1 - 5)			23 HOPKINS B foul drawn (3)
09:54	12 REEVES A turnover offensive (3)			
09:38	0 TOPPIN J foul drawn (2)			23 HOPKINS B foul offensive (3 - 4)
09:38				23 HOPKINS B turnover offensive (3)



Official Basketball Play by Play - Second Half
Providence at Kentucky
 03/17/23 Greensboro Coliseum, Greensboro, NC
 2023 NCAA Men's Basketball Championship First Round

Game Time: 7:10 PM
 Game Duration: 2:08

Officials: John Gaffney, Patrick Evans, KB Burdett

Game Time	UK	Score	Diff	PRO
09:38	4 COLLINS D substitution out			
09:38	34 TSHIEBWE O substitution in			
09:38				21 MOORE C substitution out
09:38				5 CROSWELL E substitution in
09:30	1 FREDRICK C 3pt FG from turnover, jump shot missed			
09:27	34 TSHIEBWE O offensive rebound (18)			
09:25	1 FREDRICK C 3pt FG from turnover second chance, jump shot missed			
09:22				14 FLOYD, JR. C defensive rebound (1)
09:19	1 FREDRICK C foul personal (2 - 6)			5 CROSWELL E foul drawn (4)
09:19	1 FREDRICK C substitution out			
09:19	24 LIVINGSTON C substitution in			
09:19				1 PIERRE J substitution out
09:19				4 BYNUM J substitution in
09:12				22 CARTER D 2pt FG in the paint, layup blocked
09:12	24 LIVINGSTON C block (1)			
09:09	24 LIVINGSTON C defensive rebound (6)			
08:58	0 TOPPIN J turnover bad pass (1)			5 CROSWELL E steal (1)
08:46	34 TSHIEBWE O steal (2)			23 HOPKINS B turnover lost ball (4)
08:20	0 TOPPIN J 2pt FG from turnover in the paint, floating jump shot missed			
08:18				23 HOPKINS B defensive rebound (6)
08:05	12 REEVES A foul personal (2 - 7)			14 FLOYD, JR. C foul drawn (1)
08:05	0 TOPPIN J substitution out			
08:05	55 WARE L substitution in			
08:05				22 CARTER D substitution out
08:05				0 BREED A substitution in
08:05				14 FLOYD, JR. C 1&1 free throw 1 missed
08:05	34 TSHIEBWE O defensive rebound (19)			
07:55	22 WALLACE C foul drawn (6)			14 FLOYD, JR. C foul personal (1 - 5)
07:55	Timeout media			
07:55				14 FLOYD, JR. C substitution out
07:55				10 LOCKE N substitution in
07:38	22 WALLACE C 2pt FG outside the paint, floating jump shot missed			
07:34				5 CROSWELL E defensive rebound (5)
07:18		46-41	5	10 LOCKE N 3pt FG , jump shot made (8)
07:18				4 BYNUM J assist (3)
06:55	34 TSHIEBWE O turnover lost ball (3)			5 CROSWELL E steal (2)
06:50				10 LOCKE N 3pt FG from turnover, jump shot missed
06:47	34 TSHIEBWE O defensive rebound (20)			
06:36	12 REEVES A 2pt FG in the paint, floating jump shot missed			
06:30	12 REEVES A offensive rebound (3)			
06:30	12 REEVES A 2pt FG second chance outside the paint, jump shot made (19)	48-41	7	
06:06	55 WARE L foul shooting (1 - 8)			23 HOPKINS B foul drawn (4)
06:06		48-42	6	23 HOPKINS B free throw 1 - 2 made (7)
06:06	55 WARE L substitution out			
06:06	0 TOPPIN J substitution in			
06:06				0 BREED A substitution out



Official Basketball Play by Play - Second Half
Providence at Kentucky
 03/17/23 Greensboro Coliseum, Greensboro, NC
 2023 NCAA Men's Basketball Championship First Round

Game Time: 7:10 PM
Game Duration: 2:08

Officials: John Gaffney, Patrick Evans, KB Burdett

Game Time	UK	Score	Diff	PRO
06:06				22 CARTER D substitution in
06:06				23 HOPKINS B free throw 2 - 2 missed
06:06	34 TSHIEBWE O defensive rebound (21)			
05:48	12 REEVES A 2pt FG in the paint, driving layup made (21)	50-42	8	
05:22		50-44	6	5 CROSWELL E 2pt FG in the paint, dunk, made (10)
05:22				4 BYNUM J assist (4)
05:21				Timeout 30 Sec
05:10	22 WALLACE C foul drawn (7)			5 CROSWELL E foul personal (3 - 6)
04:55	12 REEVES A 2pt FG outside the paint, pull up jump shot missed			
04:52				23 HOPKINS B defensive rebound (7)
04:44		50-46	4	5 CROSWELL E 2pt FG in the paint, dunk, made (12)
04:44				23 HOPKINS B assist (2)
04:07	22 WALLACE C 2pt FG in the paint, layup missed			
04:04	34 TSHIEBWE O offensive rebound (22)			
04:04	34 TSHIEBWE O 2pt FG second chance in the paint, dunk, made (8)	52-46	6	
03:33				22 CARTER D 3pt FG , jump shot missed
03:32				offensive dead ball rebound (5)
03:32				turnover shot clock (9)
03:32	Timeout media			
03:07	22 WALLACE C 2pt FG from turnover in the paint, driving layup missed			
03:05				4 BYNUM J defensive rebound (2)
02:52	34 TSHIEBWE O steal (3)			10 LOCKE N turnover bad pass (3)
02:46	24 LIVINGSTON C 2pt FG from turnover in the paint, layup missed			
02:44	34 TSHIEBWE O offensive rebound (23)			
02:43	24 LIVINGSTON C 2pt FG from turnover second chance in the paint, layup made (6)	54-46	8	
02:43	34 TSHIEBWE O assist (2)			
02:13				22 CARTER D 3pt FG , jump shot missed
02:10	34 TSHIEBWE O defensive rebound (24)			
01:44	22 WALLACE C 3pt FG , jump shot missed			
01:42				23 HOPKINS B defensive rebound (8)
01:42	jump ball situation			
01:33				4 BYNUM J 2pt FG in the paint, layup missed
01:30	0 TOPPIN J defensive rebound (4)			
01:24	12 REEVES A 3pt FG , jump shot missed			
01:21				22 CARTER D defensive rebound (4)
01:16		54-48	6	5 CROSWELL E 2pt FG fast break in the paint, layup made (14)
01:16				22 CARTER D assist (3)
01:16				Timeout 30 Sec
01:14	0 TOPPIN J foul drawn (3)			23 HOPKINS B foul personal (4 - 7)
01:14	0 TOPPIN J 1&1 free throw 1 made (13)	55-48	7	
01:14	0 TOPPIN J 1&1 free throw 2 made (14)	56-48	8	
01:03				10 LOCKE N 3pt FG , jump shot missed
00:59				22 CARTER D offensive rebound (5)
00:57				4 BYNUM J 3pt FG second chance, jump shot missed
00:54	0 TOPPIN J defensive rebound (5)			
00:54	0 TOPPIN J foul drawn (4)			5 CROSWELL E foul personal (4 - 8)



Official Basketball Play by Play - Second Half
Providence at Kentucky
 03/17/23 Greensboro Coliseum, Greensboro, NC
 2023 NCAA Men's Basketball Championship First Round

Game Time: 7:10 PM
Game Duration: 2:08

Officials: John Gaffney, Patrick Evans, KB Burdett

Game Time	UK	Score	Diff	PRO
00:54	0 TOPPIN J 1&1 free throw 1 made (15)	57-48	9	
00:54	0 TOPPIN J 1&1 free throw 2 made (16)	58-48	10	
00:40		58-50	8	4 BYNUM J 2pt FG in the paint, layup made (8)
00:40	34 TSHIEBWE O foul shooting (4 - 9)			4 BYNUM J foul drawn (1)
00:40		58-51	7	4 BYNUM J free throw 1 - 1 made (9)
00:40				4 BYNUM J substitution out
00:40				10 LOCKE N substitution out
00:40				1 PIERRE J substitution in
00:40				14 FLOYD, JR. C substitution in
00:38	12 REEVES A foul drawn (2)			14 FLOYD, JR. C foul personal (2 - 9)
00:38				1 PIERRE J substitution out
00:38				14 FLOYD, JR. C substitution out
00:38				4 BYNUM J substitution in
00:38				10 LOCKE N substitution in
00:38	12 REEVES A 1&1 free throw 1 made (22)	59-51	8	
00:38	12 REEVES A 1&1 free throw 2 missed			
00:38				10 LOCKE N defensive rebound (2)
00:32				10 LOCKE N 2pt FG outside the paint, pull up jump shot missed
00:30	0 TOPPIN J defensive rebound (6)			
00:27	0 TOPPIN J foul drawn (5)			22 CARTER D foul personal (4 - 10)
00:27	0 TOPPIN J free throw 1 - 2 made (17)	60-51	9	
00:27	34 TSHIEBWE O substitution out			
00:27	4 COLLINS D substitution in			
00:27	0 TOPPIN J free throw 2 - 2 made (18)	61-51	10	
00:19		61-53	8	5 CROSWELL E 2pt FG in the paint, layup made (16)
00:19				4 BYNUM J assist (5)
00:19				Timeout 60 Sec
00:19	4 COLLINS D substitution out			
00:19	34 TSHIEBWE O substitution in			
00:07	turnover 10 sec back court (11)			
00:04				4 BYNUM J 3pt FG from turnover, jump shot missed
00:04	34 TSHIEBWE O defensive rebound (25)			
END OF GAME				
UK 61-53 PRO				



Providence at Kentucky

03/17/23 Greensboro Coliseum, Greensboro, NC
2023 NCAA Men's Basketball Championship First Round

Officials: John Gaffney, Patrick Evans, KB Burdett

Providence - 22

NO.	Name	Min	FG	3P	FT	Rebounds			Fouls		TP	AS	TO	ST	Blocks		+/-
			M-A	M-A	M-A	OR	DR	TOT	PF	FD					BS	BA	
5	Ed Croswell	F 18:24	5-7	0-0	0-0	0	1	1	2	3	10	0	0	2	0	0	-2
23	Bryce Hopkins	F 20:00	0-2	0-1	2-4	0	7	7	2	3	2	1	3	0	0	0	-1
4	Jared Bynum	G 17:34	1-6	0-3	1-1	0	1	1	0	1	3	3	0	0	0	0	-2
10	Noah Locke	G 14:59	2-6	2-5	0-0	0	1	1	0	0	6	1	1	0	0	0	1
22	Devin Carter	G 18:01	0-6	0-4	1-2	1	3	4	3	1	1	2	0	0	1	1	-3
14	Corey Floyd, Jr.	05:01	0-0	0-0	0-1	0	1	1	2	1	0	0	0	0	0	0	-2
1	Jayden Pierre	02:26	0-0	0-0	0-0	0	0	0	1	0	0	0	0	0	0	0	1
21	Clifton Moore	01:36	0-0	0-0	0-0	0	0	0	0	0	0	0	0	0	0	0	1
0	Alyn Breed	01:59	0-0	0-0	0-0	0	0	0	0	0	0	0	0	0	0	0	2
Team						1	2	3			0		1				
Totals			8-27	2-13	4-8	2	16	18	10	9	22	7	5	2	1	1	-1

Shooting By Period		
2 nd FG%	8-27	29.6%
3PT%	2-13	15.4%
FT%	4-8	50%
GM FG%	8-27	29.6%
3PT%	2-13	15.4%
FT%	4-8	50.0%

Dead Ball Rebounds: 3, 1

Technical Fouls::NONE

Kentucky - 23

NO.	Name	Min	FG	3P	FT	Rebounds			Fouls		TP	AS	TO	ST	Blocks		+/-
			M-A	M-A	M-A	OR	DR	TOT	PF	FD					BS	BA	
0	Jacob Toppin	F 18:01	0-3	0-0	6-6	0	4	4	1	4	6	0	1	0	0	0	3
24	Chris Livingston	F 18:05	1-5	0-1	0-0	0	1	1	1	0	2	0	0	0	1	0	2
34	Oscar Tshiebwe	F 15:12	1-2	0-0	0-0	3	9	12	3	0	2	1	1	2	0	0	-1
12	Antonio Reeves	G 20:00	3-9	1-2	1-2	1	2	3	2	2	8	0	1	0	0	1	1
22	Cason Wallace	G 20:00	2-7	0-1	1-1	0	1	1	0	3	5	1	0	0	0	0	1
4	Daimion Collins	04:48	0-0	0-0	0-0	1	1	2	0	1	0	0	1	1	0	0	2
1	CJ Fredrick	01:55	0-2	0-2	0-0	0	0	0	1	0	0	0	0	0	0	0	-1
55	Lance Ware	01:59	0-0	0-0	0-0	0	0	0	1	0	0	0	0	0	0	0	-2
Team						0	0	0			0		1				
Totals			7-28	1-6	8-9	5	18	23	9	10	23	2	5	3	1	1	1

Shooting By Period		
2 nd FG%	7-28	25.0%
3PT%	1-6	16.7%
FT%	8-9	88.9%
GM FG%	7-28	25.0%
3PT%	1-6	16.7%
FT%	8-9	88.9%

Dead Ball Rebounds: 0, 0

Technical Fouls::NONE

	PRO	UK
Biggest lead	0 (1 st 20:00)	10 (2 nd 0:54)
Best Scoring Run	4(2 nd 17:16)	4(2 nd 16:10)
Lead Changes	0	
Times Tied	0	
Time with Lead	00:00	19:43

Points from	PRO	UK
Turnovers	0	5
Paint	12	8
Second Chance	0	6
Fast Breaks	2	0
Bench	0	0

	Period by Period Scoring		
	1st	2nd	TOT
PRO	31	22	53
UK	38	23	61



Providence at Kentucky

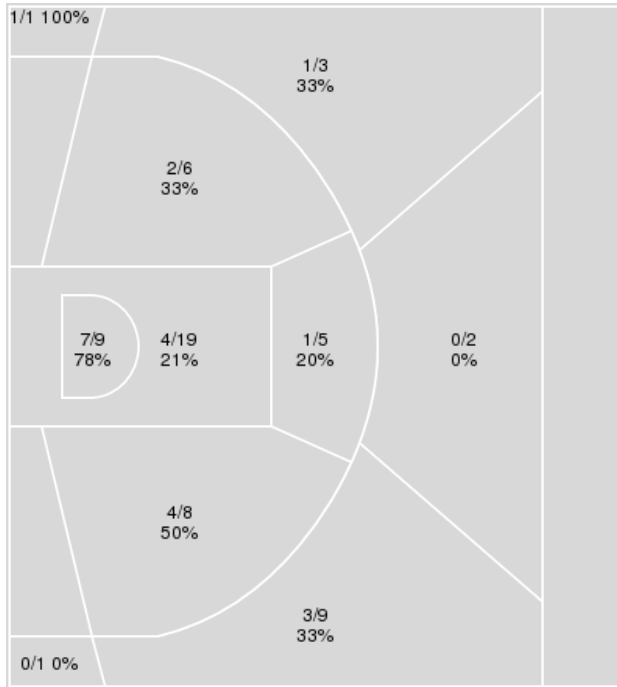
03/17/23 Greensboro Coliseum, Greensboro, NC
2023 NCAA Men's Basketball Championship First Round

Officials: John Gaffney, Patrick Evans, KB Burdett


{ Players => All; } FG Types => All; Results => All;

{ Players => All; } FG Types => All; Results => All;

Kentucky



Providence



Kentucky	M/A	%
Field Goals	23/63	37
2 Points	18/47	38
3 Points	5/16	31
Free Throws	10/13	77

Providence	M/A	%
Field Goals	21/58	36
2 Points	16/34	47
3 Points	5/24	21
Free Throws	6/11	55



Providence at Kentucky

03/17/23 Greensboro Coliseum, Greensboro, NC
2023 NCAA Men's Basketball Championship First Round

Officials: John Gaffney, Patrick Evans, KB Burdett

Providence

No	Name	Mins		Score		Points Diff		Points per Min		Assists		Rebounds		Steals		Turnovers	
		On	Off	On	Off	On	Off	On	Off	On	Off	On	Off	On	Off	On	Off
0	Alyn Breed	05:40	34:20	8 - 14	45 - 47	-6	-2	1.41	1.31	3	9	3	28	2	3	0	10
1	Jayden Pierre	02:26	37:34	1 - 0	52 - 61	1	-9	0.41	1.38	0	12	3	28	0	5	1	9
4	Jared Bynum	33:53	06:07	48 - 49	5 - 12	-1	-7	1.42	0.82	10	2	26	5	4	1	9	1
5	Ed Crosswell	27:14	12:46	35 - 36	18 - 25	-1	-7	1.29	1.41	10	2	23	8	3	2	8	2
10	Noah Locke	28:33	11:27	46 - 43	7 - 18	3	-11	1.61	0.61	10	2	21	10	3	2	5	5
14	Corey Floyd, Jr.	12:21	27:39	10 - 20	43 - 41	-10	2	0.81	1.56	2	10	11	20	2	3	5	5
21	Clifton Moore	13:40	26:20	20 - 27	33 - 34	-7	-1	1.46	1.25	2	10	9	22	2	3	2	8
22	Devin Carter	37:07	02:53	46 - 57	7 - 4	-11	3	1.24	2.43	11	1	29	2	4	1	10	0
23	Bryce Hopkins	39:06	00:54	51 - 59	2 - 2	-8	0	1.30	2.22	12	0	30	1	5	0	10	0

Kentucky

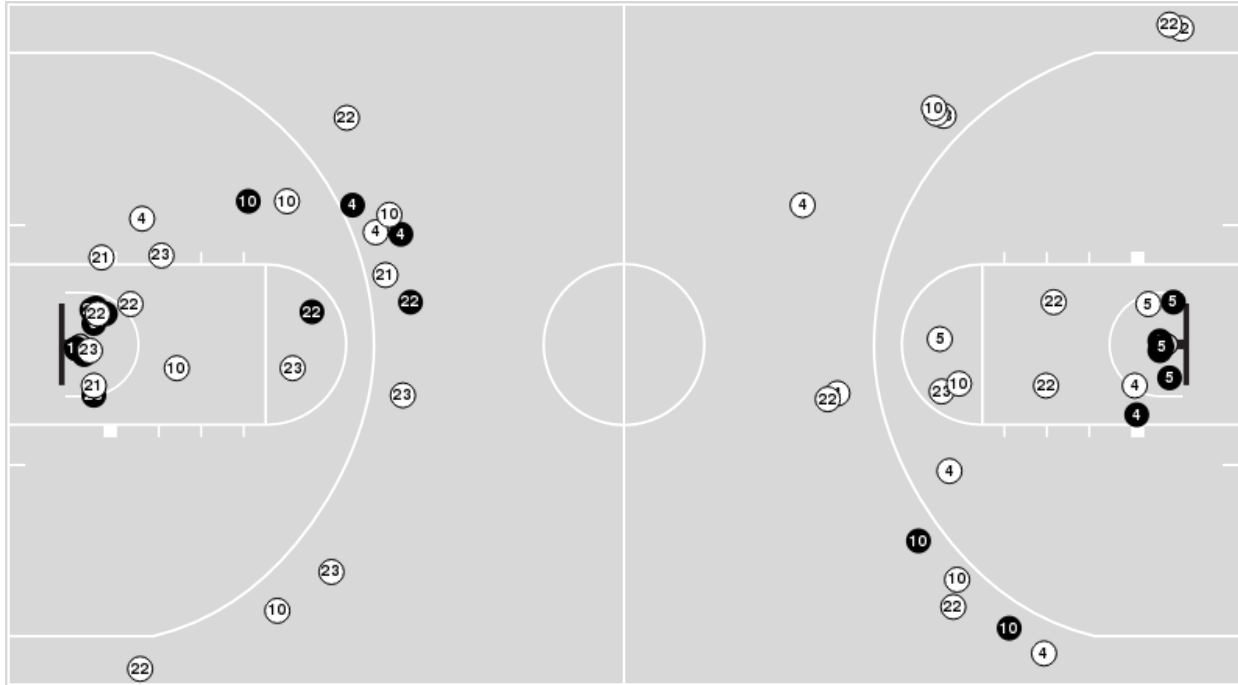
No	Name	Mins		Score		Points Diff		Points per Min		Assists		Rebounds		Steals		Turnovers	
		On	Off	On	Off	On	Off	On	Off	On	Off	On	Off	On	Off	On	Off
0	Jacob Toppin	37:19	02:41	59 - 47	2 - 6	12	-4	1.58	0.75	10	0	45	3	6	0	10	1
1	CJ Fredrick	06:56	33:04	10 - 14	51 - 39	-4	12	1.44	1.54	2	8	6	42	1	5	3	8
3	Adou Thiero	01:36	38:24	2 - 5	59 - 48	-3	11	1.25	1.54	0	10	1	47	0	6	0	11
4	Daimion Collins	07:09	32:51	12 - 8	49 - 45	4	4	1.68	1.49	2	8	7	41	1	5	3	8
12	Antonio Reeves	38:24	01:36	59 - 48	2 - 5	11	-3	1.54	1.25	10	0	47	1	6	0	11	0
22	Cason Wallace	38:52	01:08	61 - 51	0 - 2	10	-2	1.57	0.00	10	0	46	2	6	0	10	1
24	Chris Livingston	34:12	05:48	51 - 41	10 - 12	10	-2	1.49	1.72	8	2	44	4	5	1	9	2
34	Oscar Tshiebwe	32:51	07:09	49 - 45	12 - 8	4	4	1.49	1.68	8	2	41	7	5	1	8	3
55	Lance Ware	02:41	37:19	2 - 6	59 - 47	-4	12	0.75	1.58	0	10	3	45	0	6	1	10



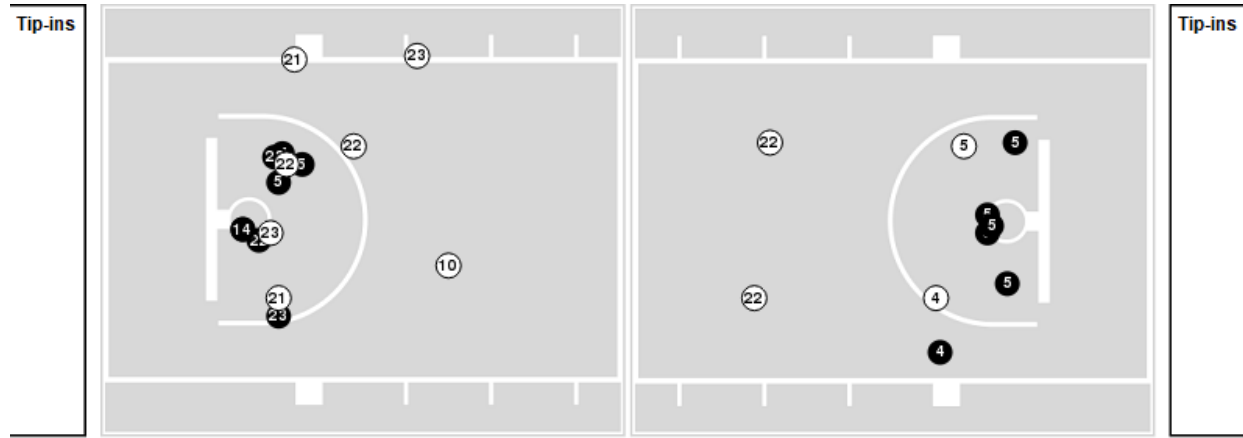
Officials: John Gaffney, Patrick Evans, KB Burdett

Players => AllFG Types=>AllResults=>All
Providence

All Field Goals



Blow Up Chart



● Made ○ Missed N - Player Number

Providence	M/A	%
Field Goals	21/58	36
2 Points	16/34	47
3 Points	5/24	21
Free Throws	6/11	55

Providence	M/A	%
Points in the Paint	28 (14 / 23)	61
Fast Break Points	12 (6/6)	100
Second Chance Points	2 (1/6)	17
Effective FG%	41	

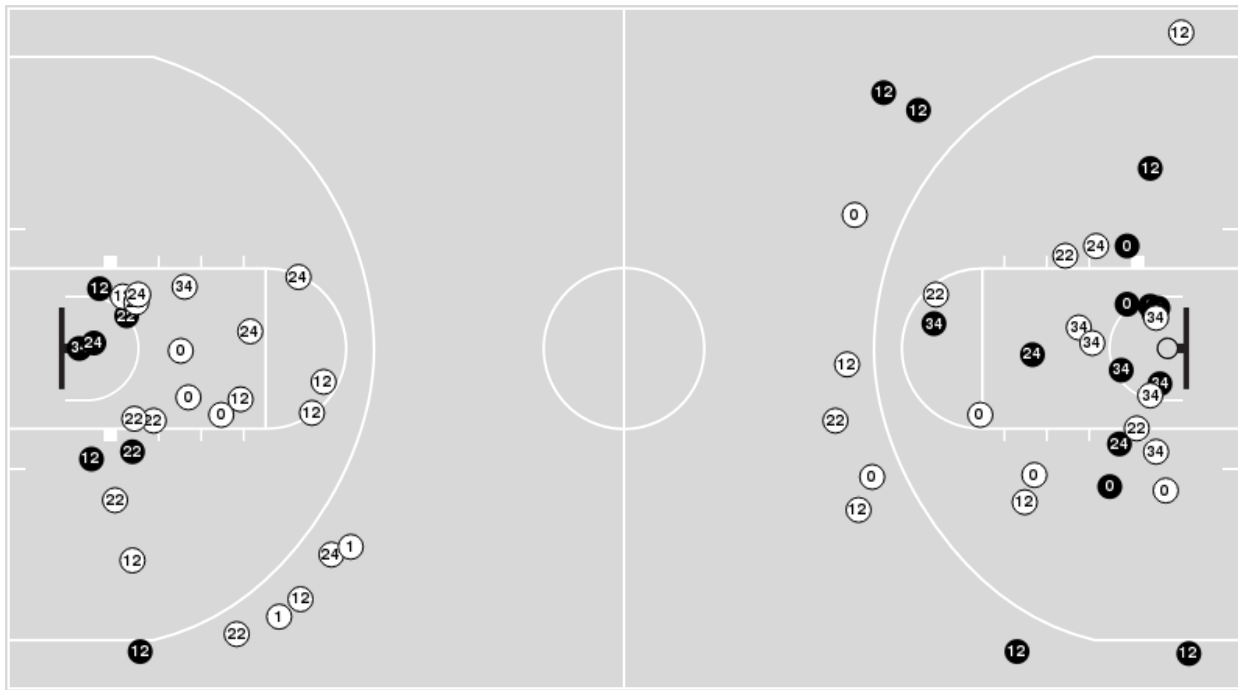


Officials: John Gaffney, Patrick Evans, KB Burdett

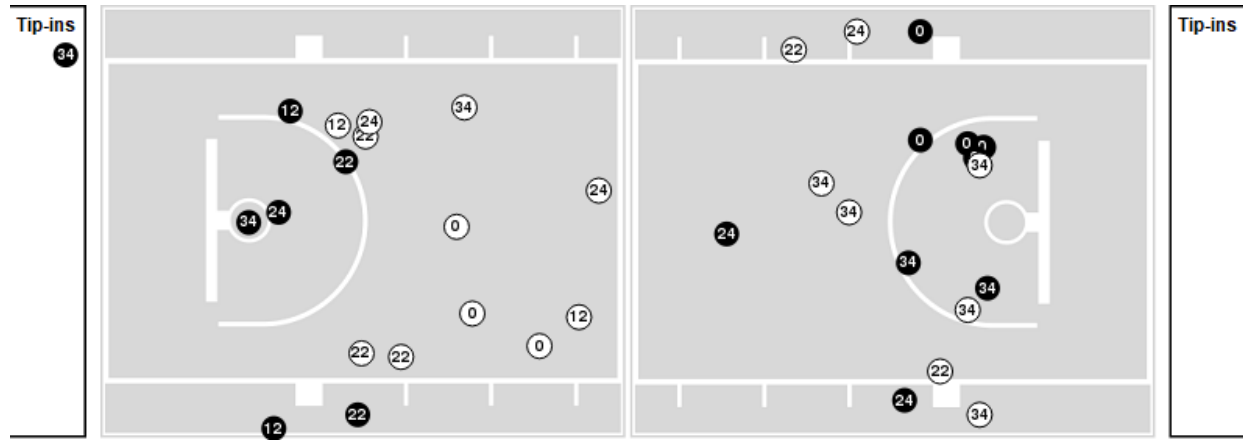
Players => AllFG Types=>AllResults=>All

Kentucky

All Field Goals



Blow Up Chart



● Made ○ Missed N - Player Number

Kentucky	M/A	%
Field Goals	23/63	37
2 Points	18/47	38
3 Points	5/16	31
Free Throws	10/13	77

Kentucky	M/A	%
Points in the Paint	22 (11 / 28)	39
Fast Break Points	5 (2/2)	100
Second Chance Points	18 (8/18)	44
Effective FG%	40	



Officials: John Gaffney, Patrick Evans, KB Burdett

Providence

Lineup	Quarter On	Time On	Quarter Off	Time Off	Time on Court	Score	Score Diff	Reb	Stl	Tov	Ass	PPP
4- Bynum J/ 5- Croswell E/ 10- Locke N/ 22- Carter D/ 23- Hopkins B/	1	20:00	1	16:57	03:03	2-3	-1	2	0	2	1	0.4000
4- Bynum J/ 10- Locke N/ 21- Moore C/ 22- Carter D/ 23- Hopkins B/	1	16:57	1	14:24	02:33	4-2	2	2	2	0	1	1.0000
4- Bynum J/ 14- Floyd, Jr. C/ 21- Moore C/ 22- Carter D/ 23- Hopkins B/	1	14:24	1	13:41	00:43	0-3	-3	1	0	1	0	0.0000
4- Bynum J/ 5- Croswell E/ 14- Floyd, Jr. C/ 22- Carter D/ 23- Hopkins B/	1	13:41	1	12:33	01:08	2-0	2	1	0	0	0	1.0000
4- Bynum J/ 5- Croswell E/ 10- Locke N/ 14- Floyd, Jr. C/ 23- Hopkins B/	1	12:33	1	12:33	00:00	1-0	1	0	0	0	0	2.2727
4- Bynum J/ 5- Croswell E/ 10- Locke N/ 14- Floyd, Jr. C/ 21- Moore C/	1	12:33	1	11:39	00:54	2-2	0	1	0	0	0	2.0000
4- Bynum J/ 10- Locke N/ 21- Moore C/ 22- Carter D/ 23- Hopkins B/	1	11:39	1	06:14	05:25	10-14	-4	2	0	0	1	1.2690
4- Bynum J/ 5- Croswell E/ 14- Floyd, Jr. C/ 22- Carter D/ 23- Hopkins B/	1	06:14	1	05:20	00:54	0-0	0	2	0	1	0	0.0000
0- Breed A/ 5- Croswell E/ 14- Floyd, Jr. C/ 22- Carter D/ 23- Hopkins B/	1	05:20	1	04:03	01:17	4-2	2	0	1	0	2	2.0000
0- Breed A/ 14- Floyd, Jr. C/ 21- Moore C/ 22- Carter D/ 23- Hopkins B/	1	04:03	1	02:17	01:46	0-4	-4	2	0	0	0	0.0000
0- Breed A/ 5- Croswell E/ 14- Floyd, Jr. C/ 22- Carter D/ 23- Hopkins B/	1	02:17	1	01:39	00:38	0-6	-6	0	0	0	0	0.0000
4- Bynum J/ 5- Croswell E/ 10- Locke N/ 22- Carter D/ 23- Hopkins B/	1	01:39	1	00:42	00:56	3-0	3	0	0	1	0	1.5000
4- Bynum J/ 10- Locke N/ 21- Moore C/ 22- Carter D/ 23- Hopkins B/	1	00:42	2	20:00	00:43	3-2	1	0	0	0	0	3.0000
4- Bynum J/ 5- Croswell E/ 10- Locke N/ 22- Carter D/ 23- Hopkins B/	2	20:00	2	12:54	07:06	6-5	1	7	0	0	2	0.6073
4- Bynum J/ 5- Croswell E/ 14- Floyd, Jr. C/ 22- Carter D/ 23- Hopkins B/	2	12:54	2	11:43	01:11	0-3	-3	0	0	1	0	0.0000
1- Pierre J/ 5- Croswell E/ 14- Floyd, Jr. C/ 22- Carter D/ 23- Hopkins B/	2	11:43	2	11:14	00:29	0-0	0	1	0	0	0	0.0000
1- Pierre J/ 14- Floyd, Jr. C/ 21- Moore C/ 22- Carter D/ 23- Hopkins B/	2	11:14	2	09:38	01:36	1-0	1	1	0	1	0	0.4098
1- Pierre J/ 5- Croswell E/ 14- Floyd, Jr. C/ 22- Carter D/ 23- Hopkins B/	2	09:38	2	09:19	00:19	0-0	0	1	0	0	0	0.0000
4- Bynum J/ 5- Croswell E/ 14- Floyd, Jr. C/ 22- Carter D/ 23- Hopkins B/	2	09:19	2	08:05	01:14	0-0	0	1	1	1	0	0.0000
0- Breed A/ 4- Bynum J/ 5- Croswell E/ 14- Floyd, Jr. C/ 23- Hopkins B/	2	08:05	2	07:55	00:10	0-0	0	0	0	0	0	0.0000
0- Breed A/ 4- Bynum J/ 5- Croswell E/ 10- Locke N/ 23- Hopkins B/	2	07:55	2	06:06	01:49	4-2	2	1	1	0	1	1.6393
4- Bynum J/ 5- Croswell E/ 10- Locke N/ 22- Carter D/ 23- Hopkins B/	2	06:06	2	00:40	05:26	9-10	-1	5	0	2	3	0.8272
1- Pierre J/ 5- Croswell E/ 14- Floyd, Jr. C/ 22- Carter D/ 23- Hopkins B/	2	00:40	2	00:38	00:02	0-0	0	0	0	0	0	0.0000
4- Bynum J/ 5- Croswell E/ 10- Locke N/ 22- Carter D/ 23- Hopkins B/	2	00:38	2	00:00	00:38	2-3	-1	1	0	0	1	0.6667



Officials: John Gaffney, Patrick Evans, KB Burdett

Kentucky

Lineup	Quarter On	Time On	Quarter Off	Time Off	Time on Court	Score	Score Diff	Reb	Stl	Tov	Ass	PPP
0- Toppin J/ 12- Reeves A/ 22- Wallace C/ 24- Livingston C/ 34- Tshiebwe O/	1	20:00	1	13:41	06:19	8-6	2	9	2	2	1	0.9132
0- Toppin J/ 1- Fredrick C/ 12- Reeves A/ 24- Livingston C/ 34- Tshiebwe O/	1	13:41	1	12:33	01:08	0-2	-2	2	0	1	0	0.0000
0- Toppin J/ 1- Fredrick C/ 3- Thiero A/ 22- Wallace C/ 34- Tshiebwe O/	1	12:33	1	11:39	00:54	2-3	-1	1	0	0	0	2.0000
1- Fredrick C/ 3- Thiero A/ 22- Wallace C/ 34- Tshiebwe O/ 55- Ware L/	1	11:39	1	10:57	00:42	0-2	-2	0	0	0	0	0.0000
0- Toppin J/ 4- Collins D/ 12- Reeves A/ 22- Wallace C/ 24- Livingston C/	1	10:57	1	08:36	02:21	7-5	2	2	0	1	1	1.7500
0- Toppin J/ 12- Reeves A/ 22- Wallace C/ 24- Livingston C/ 34- Tshiebwe O/	1	08:36	1	02:17	06:19	13-7	6	10	0	1	4	1.4444
0- Toppin J/ 1- Fredrick C/ 12- Reeves A/ 22- Wallace C/ 34- Tshiebwe O/	1	02:17	2	20:00	02:17	8-6	2	1	1	1	2	2.0000
0- Toppin J/ 12- Reeves A/ 22- Wallace C/ 24- Livingston C/ 34- Tshiebwe O/	2	20:00	2	14:17	05:43	4-6	-2	5	0	0	0	0.5000
0- Toppin J/ 4- Collins D/ 12- Reeves A/ 22- Wallace C/ 24- Livingston C/	2	14:17	2	11:14	03:03	4-0	4	4	1	1	1	0.9009
0- Toppin J/ 1- Fredrick C/ 4- Collins D/ 12- Reeves A/ 22- Wallace C/	2	11:14	2	09:38	01:36	0-1	-1	1	0	1	0	0.0000
0- Toppin J/ 1- Fredrick C/ 12- Reeves A/ 22- Wallace C/ 34- Tshiebwe O/	2	09:38	2	09:19	00:19	0-0	0	1	0	0	0	0.0000
0- Toppin J/ 12- Reeves A/ 22- Wallace C/ 24- Livingston C/ 34- Tshiebwe O/	2	09:19	2	08:05	01:14	0-0	0	1	1	1	0	0.0000
12- Reeves A/ 22- Wallace C/ 24- Livingston C/ 34- Tshiebwe O/ 55- Ware L/	2	08:05	2	06:06	01:59	2-4	-2	3	0	1	0	0.6667
0- Toppin J/ 12- Reeves A/ 22- Wallace C/ 24- Livingston C/ 34- Tshiebwe O/	2	06:06	2	00:27	05:38	12-9	3	7	1	0	1	1.1905
0- Toppin J/ 4- Collins D/ 12- Reeves A/ 22- Wallace C/ 24- Livingston C/	2	00:27	2	00:19	00:09	1-2	-1	0	0	0	0	2.2727
0- Toppin J/ 12- Reeves A/ 22- Wallace C/ 24- Livingston C/ 34- Tshiebwe O/	2	00:19	2	00:00	00:19	0-0	0	1	0	1	0	0.0000



Providence at Kentucky

03/17/23 Greensboro Coliseum, Greensboro, NC
2023 NCAA Men's Basketball Championship First Round

Officials: John Gaffney, Patrick Evans, KB Burdett

Providence

Lineup	Time	Score	Score Diff	Pts/Min	Reb	Stl	Tov	Ass	PPP
4- Bynum J/ 5- Croswell E/ 10- Locke N/ 22- Carter D/ 23- Hopkins B/	17:09	22-21	1	1.2828	15	0	5	7	0.7152
4- Bynum J/ 10- Locke N/ 21- Moore C/ 22- Carter D/ 23- Hopkins B/	08:41	17-18	-1	1.9578	4	2	0	2	1.3199
4- Bynum J/ 5- Croswell E/ 14- Floyd, Jr. C/ 22- Carter D/ 23- Hopkins B/	04:27	2-3	-1	0.4494	4	1	3	0	0.2857
0- Breed A/ 5- Croswell E/ 14- Floyd, Jr. C/ 22- Carter D/ 23- Hopkins B/	01:55	4-8	-4	2.0870	0	1	0	2	1.3333
0- Breed A/ 4- Bynum J/ 5- Croswell E/ 10- Locke N/ 23- Hopkins B/	01:49	4-2	2	2.2018	1	1	0	1	1.6393
0- Breed A/ 14- Floyd, Jr. C/ 21- Moore C/ 22- Carter D/ 23- Hopkins B/	01:46	0-4	-4	0.0000	2	0	0	0	0.0000
1- Pierre J/ 14- Floyd, Jr. C/ 21- Moore C/ 22- Carter D/ 23- Hopkins B/	01:36	1-0	1	0.6250	1	0	1	0	0.4098
4- Bynum J/ 5- Croswell E/ 10- Locke N/ 14- Floyd, Jr. C/ 21- Moore C/	00:54	2-2	0	2.2222	1	0	0	0	2.0000
1- Pierre J/ 5- Croswell E/ 14- Floyd, Jr. C/ 22- Carter D/ 23- Hopkins B/	00:50	0-0	0	0.0000	2	0	0	0	0.0000
4- Bynum J/ 14- Floyd, Jr. C/ 21- Moore C/ 22- Carter D/ 23- Hopkins B/	00:43	0-3	-3	0.0000	1	0	1	0	0.0000
0- Breed A/ 4- Bynum J/ 5- Croswell E/ 14- Floyd, Jr. C/ 23- Hopkins B/	00:10	0-0	0	0.0000	0	0	0	0	0.0000
4- Bynum J/ 5- Croswell E/ 10- Locke N/ 14- Floyd, Jr. C/ 23- Hopkins B/	00:00	1-0	1	∞	0	0	0	0	2.2727



Providence at Kentucky

03/17/23 Greensboro Coliseum, Greensboro, NC
2023 NCAA Men's Basketball Championship First Round

Officials: John Gaffney, Patrick Evans, KB Burdett

Kentucky

Lineup	Time	Score	Score Diff	Pts/Min	Reb	Stl	Tov	Ass	PPP
0- Toppin J/ 12- Reeves A/ 22- Wallace C/ 24- Livingston C/ 34- Tshiebwe O/	25:32	37-28	9	1.4491	33	4	5	6	0.9526
0- Toppin J/ 4- Collins D/ 12- Reeves A/ 22- Wallace C/ 24- Livingston C/	05:33	12-7	5	2.1622	6	1	2	2	1.3514
0- Toppin J/ 1- Fredrick C/ 12- Reeves A/ 22- Wallace C/ 34- Tshiebwe O/	02:36	8-6	2	3.0769	2	1	1	2	1.6000
12- Reeves A/ 22- Wallace C/ 24- Livingston C/ 34- Tshiebwe O/ 55- Ware L/	01:59	2-4	-2	1.0084	3	0	1	0	0.6667
0- Toppin J/ 1- Fredrick C/ 4- Collins D/ 12- Reeves A/ 22- Wallace C/	01:36	0-1	-1	0.0000	1	0	1	0	0.0000
0- Toppin J/ 1- Fredrick C/ 12- Reeves A/ 24- Livingston C/ 34- Tshiebwe O/	01:08	0-2	-2	0.0000	2	0	1	0	0.0000
0- Toppin J/ 1- Fredrick C/ 3- Thiero A/ 22- Wallace C/ 34- Tshiebwe O/	00:54	2-3	-1	2.2222	1	0	0	0	2.0000
1- Fredrick C/ 3- Thiero A/ 22- Wallace C/ 34- Tshiebwe O/ 55- Ware L/	00:42	0-2	-2	0.0000	0	0	0	0	0.0000