



# 2023 KENTUCKY SOFTBALL | WEEK 7 | TEXAS A&M

UK Communications & PR | 338 Lexington Ave, Lexington, KY, 40506 | www.UKathletics.com  
Softball Contact: Chris Shoals | Office: (859) 257-8437 | Cell: (513) 312-2489 | cmsh223@uky.edu  
Twitter: @UKSoftball, @UKCoachLawson, @UKAthletics

## 2023 SCHEDULE/RESULTS

## KENTUCKY DIVES BACK INTO SEC PLAY VS AGGIES

Date	Opponent	Time/Result
Feb. 10	vs. St. John's \$	W, 14-4 (5)
Feb. 10	vs. RV/NR Louisville \$	W, 8-0 (5)
Feb. 11	vs. Pittsburgh \$	Cancelled
Feb. 11	vs. Southern \$	Cancelled
Feb. 12	vs. #9/6 Texas \$	T, 4-4 (Dropdead)
Feb. 17	vs. UT-Arlington %	L, 4-2
Feb. 17	vs. McNeese %	W, 4-0
Feb. 18	vs. South Dakota %	W, 9-0
Feb. 18	at RV/RV North Texas %	W, 4-0
Feb. 19	vs. Sam Houston State %	W, 4-2
Feb. 21	at Loyola-Marymount	W, 1-0
Feb. 23	vs. #8 Washington &	W, 11-3 (8)
Feb. 23	vs. RV/RV San Diego St. &	W, 2-0
Feb. 24	vs. #1 UCLA &	L, 6-3
Feb. 25	vs. #17 Northwestern &	L, 9-3
Feb. 25	vs. UC Riverside &	W, 3-0 (F/5/Rain)
March 3	at #1 Oklahoma #	L, 18-0 (5)
March 4	vs. UIC #	W, 7-1
March 4	at #1 Oklahoma #	L, 7-1
March 5	vs. UIC #	W, 11-0 (5)
<b>March 8</b>	<b>DAYTON</b>	<b>W, 5-4</b>
March 10	at #23 Missouri*	W, 5-0
March 11	at #23 Missouri*	W, 5-0
March 12	at #23 Missouri*	W, 6-0
March 14	at St. Louis	W, 6-3
<b>March 18</b>	<b>DePAUL ~</b>	<b>W, 11-3 (5)</b>
<b>March 19</b>	<b>MICHIGAN ~</b>	<b>W, 2-1</b>
<b>March 24</b>	<b>#24 TEXAS A&amp;M*</b>	<b>6:30pm ET</b>
<b>March 25</b>	<b>#24 TEXAS A&amp;M*</b>	<b>2pm ET</b>
<b>March 26</b>	<b>#24 TEXAS A&amp;M*</b>	<b>1pm ET</b>
<b>March 29</b>	<b>LOUISVILLE [ESPNU]</b>	<b>6:30pm ET</b>
April 1	at Georgia*	6:30pm ET
April 2	at Georgia* [SEC Network]	6pm ET
April 3	at Georgia* [SEC Network]	7pm ET
April 7	at Ole Miss*	TBA
April 8	at Ole Miss*	TBA
April 9	at Ole Miss* [ESPN2]	4pm ET
April 12	at Bellarmine	3pm ET
<b>April 14</b>	<b>TENNESSEE*</b>	<b>6:30pm ET</b>
<b>April 15</b>	<b>TENNESSEE* [SEC Network]</b>	<b>Noon ET</b>
<b>April 16</b>	<b>TENNESSEE* [ESPN2]</b>	<b>2pm ET</b>
April 18	at Northern Kentucky	5pm ET
<b>April 21</b>	<b>ARKANSAS*</b>	<b>6:30pm ET</b>
<b>April 22</b>	<b>ARKANSAS* [ESPN2]</b>	<b>6pm ET</b>
<b>April 23</b>	<b>ARKANSAS*</b>	<b>1pm ET</b>
<b>April 26</b>	<b>EASTERN KENTUCKY</b>	<b>6:30pm ET</b>
April 28	at Mississippi State*	7pm ET
April 29	at Mississippi State* [SEC Network]	5pm ET
April 30	at Mississippi State*	1pm ET
<b>May 5</b>	<b>FLORIDA*</b>	<b>6:30pm ET</b>
<b>May 6</b>	<b>FLORIDA* [ESPNU]</b>	<b>3pm ET</b>
<b>May 7</b>	<b>FLORIDA* [ESPNU]</b>	<b>2pm ET</b>
May 9-13	2023 SEC Softball Tournament	TBD
May 18-21	NCAA Regionals	TBD
May 25-28	NCAA Super Regionals	TBD
June 1-9	2023 Women's College World Series	OKC

All times Eastern and subject to change; Home games in bold; \* denotes SEC games; \$ denotes 2023 NFCA Lead-Off Classic (Tampa, Fla.); % denotes 2023 North Texas Tournament (Denton, Texas); & denotes 2023 Mary Nutter Collegiate Classic (Palm Springs, Calif.); # denotes 2023 Oklahoma Tournament (Norman, Okla.); ~ denotes John Cropp Classic (Lexington, Ky.); The 2023 SEC Tournament is at Bogle Park in Fayetteville, Ark.

The No. 13/11 Kentucky Softball team will dive back into Southeastern Conference play this weekend as it opens its SEC home slate with a three-game series against the No. 24 Texas A&M Aggies at John Cropp Stadium in Lexington. The series will run Friday through Sunday in Lexington with tickets available for all three days on UKathletics.com. All three games will be broadcast live on SEC Network+, ESPN+ and the ESPN app. Additionally, Friday night's game will be on the radio as one of four select games on radio for the 2023 season, with 98.5 FM in Lexington carrying the action.

The Wildcats are riding a season-high eight-game winning streak entering the weekend after it swept the 2023 John Cropp Classic last week in Lexington with wins over DePaul and Michigan in the tournament. Kentucky is 3-0 in SEC play this season after sweeping No. 23 Mizzou in CoMo before its bye week last week.

Texas A&M is under the direction of first-year head coach Trisha Ford, who has the Aggies at 17-10 and 2-4 in the SEC. Ford comes to College Station after a successful run at the helm of Arizona State.



### (RV/24) TEXAS A&M AGGIES

2023 Record: 17-10, 2-4 SEC  
Ranking: RV (USA Today/NFCA) | 24 (ESPN.com/USA Softball) | NCAA RPI: 24  
Coach: Trisha Ford (St. Mary's, 1999)  
At TAMU: 17-10 (1st year)  
Career: 414-236-1 (12th year)



### (13/11) KENTUCKY WILDCATS

2023 Record: 17-5-1, 3-0 SEC  
Ranking: 13 (USA Today/NFCA) | 11 (ESPN.com/USA Softball) | NCAA RPI: 18  
Coach: Rachel Lawson (UMass, 1994)  
At Kentucky: 551-319-1, 170-184 SEC (15th year)  
Career: 643-435-1 (18th Year)

## CAT SCRATCHES

\* Rachel Lawson is in her 16th season at the helm of the UK softball program and already ranks as the winningest head coach in school history. 2022 was her 13th-straight 30-win season with UK, not counting the COVID-shortened 2020 season.

\* 2023 marks the 12th-straight year that Rachel Lawson, Kristine Himes and Molly Belcher will make up the full-time coaching staff. It is the longest-tenured coaching staff in the UK Athletics Department, and the longest in SEC Softball.

\* Kayla Kowalik and Erin Coffel will become the first Kentucky Wildcats to ever play on the same UK Softball team as All-Americans. Coffel was a second-teamer in 2022 and Kowalik was a first-team selection in 2021.

\* For the 11th-straight year, Kentucky is ranked in both the NFCA and USA Softball polls to start the season.

\* UK's 2023 schedule by the numbers: 55 games, 8 games vs. WCWS teams from 2022, 65 percent of games against 2022 NCAA Tournament teams, 20 home games, 5 games vs. Kentucky schools, 24 SEC games

\* Alexia Lacatena pitched for the Italian National Team during the Tokyo 2020 Olympic games. Lacatena pitched at least 1.2 innings in four of the five games Team Italy played, including not allowing a run in two innings against Team USA on July 20. She did not allow more than two runs in any performance in the circle and recorded seven strikeouts during the event.



# 2023 KENTUCKY SOFTBALL | WEEK 7 | TEXAS A&M

## 2023 KENTUCKY ALPHABETICAL ROSTER

No.	Name	Position	Class/EXP	Bats/Throws	Hometown (High School/Last College)
10	Jenna Blanton	Outfield	So.	L/R	Chapel Hill, Tenn./Forrest HS
88	Lauryn Borzilleri	Infield	Fr.	R/R	Riverside, Calif./King HS
21	Erin Coffel	Infield	Jr.	R/R	Bremen, Ind./Bremen HS
3	Taylor Ebbs	Outfield	So.	L/R	Keizer, Ore./McNary HS
64	Ella Emmert	Catcher	So.	R/R	Lexington, Ky./Lexington Catholic HS
6	Victoria Fragoso	Infield	Jr.	R/R	La Mirada, Calif./Orange Lutheran HS
17	Sloan Gayan	P/UTL	Sr.	R/R	Ottawa, Ill./Ottawa Township HS
2	Karissa Hamilton	UTL	Fr.	R/R	Flat Rock, Ind./Shelbyville HS
42	Izzy Harrison	P/UTL	So.	R/R	Franklin, Ind./Franklin Community HS
77	Meeko Harrison	Infield	Jr.	L/R	Fontana, Calif./Etiwanda HS
5	Taylor Hess	Pitcher	Fr.	L/L	St. Augusta, Minn./Maple Lake HS
99	Kayla Kowalik	Catcher	GS	L/R	New Braunfels, Texas/St. John Paul II HS
35	Alexia Lacatena	P/UTL	So.	R/R	Stanhope, N.J./Lenape Valley Regional HS
33	Grace Lorsung	Infield	Jr.	R/R	New Palestine, Ind./Indiana
1	Chelsea Mack	Outfield	Fr.	L/R	Brecksville, Ohio/Brecksville HS
00	Hallie Mitchell	C/UTL	So.	L/R	Forsyth, Ill./Maroa-Forsyth HS
11	Vanessa Nesby	Outfield	Jr.	L/R	Corona, Calif./Santiago HS
23	Stephanie Schoonover	P/UTL	Jr.	R/R	Dothan, Ala./Rehobeth HS
19	Rylea Smith	UTL	Sr.	L/R	St. Louis, Mo./Parkway North HS
8	Kennedy Sullivan	P/UTL	GS	R/R	Georgetown, Ky./Western KY University
20	Erica Thulen	UTL	Jr.	R/R	Erie, Ill./Erie-Prophetstown HS
12	Margaret Tobias	Infield	So.	L/R	Urbandale, Iowa/Dowling Catholic HS
30	Princess Valencia	Infield	Sr.	R/R	Georgetown, Ky./Western Kentucky

## 2023 KENTUCKY NUMERICAL ROSTER

No.	Name	Position	Class/EXP	Bats/Throws	Hometown (High School/Last College)
00	Hallie Mitchell	C/UTL	So.	L/R	Forsyth, Ill./Maroa-Forsyth HS
1	Chelsea Mack	Outfield	Fr.	L/R	Brecksville, Ohio/Brecksville HS
2	Karissa Hamilton	UTL	Fr.	R/R	Flat Rock, Ind./Shelbyville HS
3	Taylor Ebbs	Outfield	So.	L/R	Keizer, Ore./McNary HS
5	Taylor Hess	Pitcher	Fr.	L/L	St. Augusta, Minn./Maple Lake HS
6	Victoria Fragoso	Infield	Jr.	R/R	La Mirada, Calif./Orange Lutheran HS
8	Kennedy Sullivan	P/UTL	GS	R/R	Georgetown, Ky./Western KY University
10	Jenna Blanton	Outfield	So.	L/R	Chapel Hill, Tenn./Forrest HS
11	Vanessa Nesby	Outfield	Jr.	L/R	Corona, Calif./Santiago HS
12	Margaret Tobias	Infield	So.	L/R	Urbandale, Iowa/Dowling Catholic HS
17	Sloan Gayan	P/UTL	Sr.	R/R	Ottawa, Ill./Ottawa Township HS
19	Rylea Smith	UTL	Sr.	L/R	St. Louis, Mo./Parkway North HS
20	Erica Thulen	UTL	Jr.	R/R	Erie, Ill./Erie-Prophetstown HS
21	Erin Coffel	Infield	Jr.	R/R	Bremen, Ind./Bremen HS
23	Stephanie Schoonover	P/UTL	Jr.	R/R	Dothan, Ala./Rehobeth HS
30	Princess Valencia	Infield	Sr.	R/R	Georgetown, Ky./Western Kentucky
33	Grace Lorsung	Infield	Jr.	R/R	New Palestine, Ind./Indiana
35	Alexia Lacatena	P/UTL	So.	R/R	Stanhope, N.J./Lenape Valley Regional HS
42	Izzy Harrison	P/UTL	So.	R/R	Franklin, Ind./Franklin Community HS
64	Ella Emmert	Catcher	So.	R/R	Lexington, Ky./Lexington Catholic HS
77	Meeko Harrison	Infield	Jr.	L/R	Fontana, Calif./Etiwanda HS
88	Lauryn Borzilleri	Infield	Fr.	R/R	Riverside, Calif./King HS
99	Kayla Kowalik	Catcher	GS	L/R	New Braunfels, Texas/St. John Paul II HS

## 2023 COACHING & SUPPORT STAFF

**Head Coach:** Rachel Lawson (16th season)  
**Associate Head Coach:** Kristine Himes (16th season)  
**Assistant Coach:** Molly Belcher (13th season)  
**Director of Operations:** Brittany Cervantes (4th season)  
**Athletic Trainer:** Bri Papotto (10th season)  
**Equipment Manager:** Myles Poole (7th season)  
**SID:** Chris Shoals (8th season)

## PRONUNCIATION GUIDE

Sloan **GAYAN** ... GAY-an  
Victoria **FRAGOSO** ... FROG-Oh-so  
Kayla **KOWALIK** ... Kuh-Wall-ICK  
Alexia **LACATENA** ... La-Ca-TEN-UH  
**RYLEA** Smith ... Ry-lee  
**MEEKO** Harrison ... MEE-Ko  
Lauryn **BORZILLERI** ... BOR-zuh-LAIR-ee  
**HALLIE** Mitchell ... Hal-ee  
Stephanie **SCHOONOVER** ... SKOON-over  
**KRISTINE** Himes ... Kris-TEEN



# 2023 KENTUCKY SOFTBALL | WEEK 7 | TEXAS A&M

## WEEKLY SCHEDULE FOR UK SOFTBALL TEAM

MONDAY - 20	TUESDAY - 21	WEDNESDAY - 22	THURSDAY - 23	FRIDAY - 24	SATURDAY - 25	SUNDAY - 26
NCAA Mandatory Off Day	Practice at John Cropp Stadium 2pm ET	Practice at John Cropp Stadium 1:45pm ET	Practice at John Cropp Stadium 2pm ET	Kentucky vs. Texas A&M 6:30pm ET SEC Network+	Kentucky vs. Texas A&M 2pm ET SEC Network+	Kentucky vs. Texas A&M 1pm ET SEC Network+

### 2023 QUICK FACTS

#### GENERAL INFORMATION

Location: .....Lexington, Kentucky  
 Founded: .....1865  
 Enrollment: .....30,000  
 Nickname: ..... Wildcats  
 Colors: ..... Blue and White  
 Conference: ..... Southeastern  
 President: ..... Dr. Eli Capilouto  
 Athletic Director: ..... Mitch Barnhart

#### COACHING/SUPPORT STAFF

**Head Coach:** ..... Rachel Lawson  
 Alma mater: .....UMass, 1994  
 Years at UK: .....16th Year  
 Record at UK: ..... 551-319-1, 171-184 SEC  
 Career record: ..... 641-435-1 (18th Year)  
**Assistant Coach:** ..... Kristine Himes  
 Alma mater:..... Ohio State, 2003  
 Years at UK:.....16th Year  
**Assistant Coach:** ..... Molly Belcher  
 Alma mater: ..... Kentucky, 2010  
 Years at UK:.....13th Year  
**Director of Operations:** ..... Brittany Cervantes  
 Alma mater:..... Kentucky, 2012  
 Years at UK in Role:.....4th Year

#### TEAM INFORMATION

2022 Record: .....37-19  
 2022 SEC record: .....13-11  
 2022 SEC Finish: .....T-4th  
 2022 NCAA Finish: ...NCAA Blacksburg Regional  
 Final Ranking: ..... 21/21  
 Letterwinners: ..... 17 returning, 6 lost  
 Starters ..... 6 returning, 3 lost  
 Pitchers ..... 5 returning, 1 lost  
 Newcomers: .....7

#### STADIUM INFORMATION

Stadium: ..... John Cropp Stadium (2013)  
 Capacity: ..... 2,117  
 Dimensions:..... L-200, C-220, R-200

#### ATHLETIC COMMUNICATIONS AND PR

Contact: ..... Chris Shoals  
 Office Phone: ..... 859.257.8437  
 Mobile Phone: ..... 513.312.2489  
 Email:..... cmsh223@uky.edu

#### Who Coaches Where on Offense?

**On third base** - Kristine Himes (13th year coaching third base; 16th on staff; Offensive Coordinator)

**On first base** - Molly Belcher (13th year coaching first base; 13th on staff)

**In dugout** - Rachel Lawson (pitch caller, substitutions)

#### About John Cropp Stadium

- \* Built: April of 2013
- \* CF - 220
- \* Lines - 200
- \* Full Capacity - 2,117

>2023 is the 10th anniversary of JCS

#### Magic Number Four

Kentucky is 107-9-1 (.915) since the start of the 2020 season when it scores at least four runs.

In 2023, UK is 16-0-1 this season when scoring at least four runs.

#### Late Inning Success

In 2023, Kentucky is outscoring its opponents 32-3 in the sixth, seventh and eighth innings of the season. UK has scored 13 runs in the sixth inning, 11 runs in the seventh inning and scored eight runs in extra innings

this season.

#### Kowalik Breaks UK Hits Record

Kayla Kowalik went 5-for-5 against #8 Washington in the opening game of the 2023 Mary Nutter Collegiate Classic. With her third hit in the game, No. 283 for her career, she broke the UK record for most career hits. Kentucky won the game, 11-3.

Kowalik now owns the school record for career hits, runs scored and batting average and is tied for triples with 21.

#### First Top-10 Win of the Year vs. UW

UK beat #8 Washington, 11-3, for its first top-10 win of the season. Kentucky scored eight runs in the top of the eighth inning as it beat the Huskies in Palm Springs.

#### Schoonover's Statistics

- Stephanie Schoonover in 2023:
- \* Leads the NCAA in shutouts (8)
  - \* 18 K's vs. #24 North Texas, a new UK record
  - \* #12 in NCAA and #6 in SEC in strikeouts (139)
  - \* No-hitter vs. North Texas, her third career
  - \* 10+ K's in 8 of 13 starts
  - \* 11-1 record
  - \* 3 saves

## MEDIA INFORMATION

#### Credentials

All media credential requests should be submitted at least 24 hours prior to home games through UK Communications & Public Relations contact Chris Shoals. Credentials can be picked up at the Joe Craft Center in the Media Relations office.

#### Media Services/Interviews

During games, media will be provided with a media guide as well as notes. Final results are available following each game. For fax service, please contact a member of the UK Media Relations Office. Phones are made available on a first-come, first-serve basis in the press box. Interviews with players and coaches are done in an informal manner on the field following each game. For assistance in locating any member of the UK team, find Chris Shoals for help. For assistance with opposing players and coaches, please see the opposing SID.

#### Practice Interviews

Head coach Rachel Lawson is available for interviews weekday mornings as well as immediately after practice. Her office is located at the Soccer/Softball Offices. Team practices take place from 1-4 p.m., daily during the season. All practices take place at John Cropp Stadium and are subject to change based on class schedules and travel as well as game schedules. Interviews with coaches and/or players are after practice and phone interviews may be arranged. Advance notice is requested for all interviews. Please arrange all interviews through the UK Media Relations Office and softball contact Chris Shoals.



# 2023 KENTUCKY SOFTBALL | WEEK 7 | TEXAS A&M

## NATIONAL RANKINGS [WEEK 6]

### ESPN.com/USA Softball Poll

#	Team	Record	Previous
1	Oklahoma (25)	27-1	1
2	Oklahoma State	25-2	2
3	Tennessee	24-1	4
4	UCLA	27-2	3
5	Clemson	29-1	T4
6	Stanford	24-3	7
7	Florida State	24-6	6
8	Texas	26-5-1	9
9	Washington	22-6	8
10	Florida	22-5	11
11	<b>Kentucky</b>	<b>19-5-1</b>	<b>14</b>
12	LSU	23-5	10
13	Alabama	22-7	13
14	Virginia Tech	22-5	15
15	Duke	24-5	16
16	Georgia	24-6	17
17	Arkansas	21-8	12
18	Oregon	19-8	19
19	Utah	21-5	25
20	Arizona	20-9	18
21	Northwestern	13-8	24
22	Baylor	22-5	20
23	Louisiana	21-9	23
24	Texas A&M	16-10	21
25	Auburn	22-9	22

RV: Wichita State (29), Fresno State (20), Maryland (16), Missouri (13), Arizona State (7), Mississippi State (7), California (4).

### USA Today/NFCA Softball Poll

#	Team	Record	Previous
1	Oklahoma (32)	27-1	1
2	Oklahoma State	25-2	2
3	UCLA	27-3	3
4	Tennessee	24-1	5
5	Clemson	29-1	4
6	Florida State	24-6	6
7	Stanford	24-3	7
8	Florida	22-5	8
9	Washington	22-6	10
10	Texas	26-5-1	11
11	Virginia Tech	22-5	13
12	Arkansas	21-8	9
13	<b>Kentucky</b>	<b>19-5-1</b>	<b>14</b>
14	Duke	24-5	15
15	LSU	23-5	12
16	Alabama	22-7	16
17	Georgia	24-6	18
18	Arizona	20-9	17
19	Oregon	19-8	20
20	Baylor	22-5	21
21	Auburn	22-9	19
22	Wichita State	23-6	23
23	Utah	21-5	RV
24	Northwestern	13-8	RV
25	Louisiana	21-9	RV

RV: Maryland (42), Arizona State (40), Texas A&M (28), Missouri (18), Mississippi State (8), California (4), UCF (3), Boston University (2), Southern Illinois (1).

### Kentucky in the Polls

	USA Softball	NFCA
Preseason	17	20
February 14	16 (+1)	17 (+3)
February 21	18 (-2)	18 (-1)
February 28	17 (+1)	17 (+1)
March 7	16 (+/-0)	16 (+1)
March 14	14 (+2)	14 (+2)
March 21	11 (+3)	13 (+1)
March 28		
April 4		
April 11		
April 18		
April 25		
May 2		
May 9		

## Racking Up Hotel Points and Frequent Flyer Miles in Pre-Conference

Since the season started on February 10, the Kentucky Softball team has spent 15 days on the road, playing 13 games in four different cities. The Wildcats play their first 18 games on the road of the 2023 season with competition in Clearwater, Florida; Celina, Texas; Los Angeles, Palm Springs, California and Norman, Oklahoma. **Total non-conference miles traveled: 8,872**

## Kayla Kowalik in the UK Record Books

	Kowalik	UK Record (OR record prior to Kowalik)
Hits	310	285*
Batting Avg.	.420	.389
Triples	22	21*
Walks	104	131
Runs Scored	233	185*
Total Bases	452	454
Stolen Bases	73	84

\* = Kowalik holds record

## What's in a Mask?

Kayla Kowalik's specialty mask for 2023 is called a "Decade of Dominance" catching mask, as it commemorates the All-SEC catchers that UK has had for the last decade.

**Every starting catcher for Rachel Lawson at Kentucky in her 16-year tenure has been named an All-Conference catcher at least once.**

- \* Brittany Cervantes
- \* Megan Yocke
- \* Griffin Joiner
- \* Jenny Schaper
- \* Kayla Kowalik



## National Cats

Kentucky's Erin Coffel and Stephanie Schoonover were named the NFCA's National Player of the Week and National Pitcher of the Week on March 14, 2023.

For Coffel, she became the first-ever UK player to be named National Player of the Week for a second time in her career (April 29, 2022); and Stephanie Schoonover became the first UK pitcher to win NFCA National Pitcher of the Week since Chanda Bell in 2011.

Schoonover and Coffel are the first teammates to sweep the NFCA awards on the same week since Aaliyah Jordan and Megan Faraimo did it for UCLA in 2020.

**SCHOONOVER:** 0.00 ERA, 19.2 IP, 1 save, 32 K, Only 1 XBH allowed

**COFFEL:** .700, 2 HR, Go-ahead HR vs. Dayton in B6th; 3 XBH

## Taming the Tigers

Kentucky beat Mizzou 5-0, 5-0 and 6-0 in Columbia to open SEC play on March 10-12. The Wildcat pitching tandem of Stephanie Schoonover and Alexia Lacatena combined to pitch the entire series without allowing the Tigers to score a single run. The last time that UK did not allow a run in an SEC series was at LSU in 2016. It was the first time in Mizzou Softball history that an SEC opponent shutout the Tigers in a three-game series.

## Coffel Chasing History

Erin Coffel has hit 48 home runs in her career, as the junior from Bremen, Indiana continues to creep closer to the all-time UK record for home runs.



# 2023 KENTUCKY SOFTBALL | WEEK 7 | TEXAS A&M

## 2023 TEAM LEADERS

### Hitting

#### BATTING AVERAGE

Vanessa Nesby (.439)  
 Kayla Kowalik (.425)  
 Erin Coffel (.410)

### AT-BATS

Kayla Kowalik (87)  
 Rylea Smith (83)  
 Grace Lorsung (63)

### RUNS

Erin Coffel (26)  
 Vanessa Nesby (20)  
 Kayla Kowalik (19)

### HITS

Kayla Kowalik (37)  
 Rylea Smith (29)  
 Erin Coffel, Vanessa Nesby (25)

### DOUBLES

Erin Coffel (5)  
 Karissa Hamilton, Taylor Ebbs, Hallie Mitchell (2)  
 6 tied (1)

### TRIPLES

Rylea Smith, Kayla Kowalik (2)  
 Karissa Hamilton (1)

### HOME RUNS

Erin Coffel (12)  
 Grace Lorsung (4)  
 Taylor Ebbs (2)

### RBI

Erin Coffel (31)  
 Rylea Smith (18)  
 Kayla Kowalik (13)  
 Grace Lorsung (10)

### SLUGGING PCT.

Erin Coffel (1.082)  
 Kayla Kowalik (.529)  
 Vanessa Nesby (.456)

### Pitching

#### ERA

Stephanie Schoonover (1.25)  
 Alexia Lacatena (2.17)

### STRIKEOUTS

Stephanie Schoonover (139)  
 Alexia Lacatena (35)  
 Izzy Harrison (18)

### All-Time UK Home Run Leaders:

1. Abbey Cheek 61
- T2 Erin Coffel 48
- T2 Brittany Cervantes 48
4. Mallory Peyton 43
5. Griffin Joiner, Molly Johnson 35

### Winning in the SEC Becoming Normal

Between 1997 and 2010, Kentucky had one winning season in SEC play (2000, 15-13).

Since 2011, Kentucky has had a winning record in SEC play in eight of 11 full seasons played (excluding 2020).

### Unafraid To Challenge

Kentucky has one of the toughest non-conference schedules in the country, having played #1 Oklahoma twice, #2 UCLA, #9 Texas, #8 Washington, #19 Northwestern and #24 North Texas in the non-conference. In those seven non-conference ranked games, UK went 2-4-1.

### Schoonover's Impressive Week

Stephanie Schoonover had a weekend for the record books in Celina, Texas at the Tracy Brard Classic, going 2-0 with a save, including setting the UK record with 18 K's in a game vs. UNT as she tossed a no-hitter vs. the #22 Mean Green.

Schoonover also threw a complete-game shut-out vs. McNeese on Friday and came on to get 5 K's in six outs to garner a save vs. Sam Houston State.

Schoonover was named the SEC Co-Pitcher of the Week and the D1Softball National Pitcher of the Week for her great week. Kentucky was also crowned champions of the Tracy Beard Classic in Celina, Texas with a 4-1 record on the weekend.

### Kentucky's RPI

Monday morning, the NCAA released its RPI for Week 5 of the season. Kentucky's resume includes:

- Overall RPI: 18th
- Strength of Schedule: 42nd
- Opponent SOS: 17th

### KENTUCKY AGAINST

- Quad 1 (1-25): 2-4-1
- Quad 2 (26-50): 6-0
- Quad 3 (50-100): 1-0
- Quad 4 (101+): 10-1

### REMANAING GAMES

- Q1 - 15 games
- Q2 - 7 games
- Q3 - 0 games
- Q4 - 3 games

## 2023 MISC. STATS

Multi-Hit Games	2	3	4	5+	Total
Kayla Kowalik	11	1	-	1	13
Rylea Smith	5	3	-	-	8
Erin Coffel	7	-	-	-	7
Margaret Tobias	7	-	-	-	7
Vanessa Nesby	3	2	-	-	5
Karissa Hamilton	2	-	-	-	2
Meeko Harrison	1	1	-	-	2
Jenna Blanton	-	2	-	-	2
Grace Lorsung	2	-	-	-	2
Kennedy Sullivan	1	-	-	-	1
Taylor Ebbs	1	-	-	-	1

TEAM	40	9	0	1	50
------	----	---	---	---	----

Multi-RBI Games	2	3	4	5+	Total
Erin Coffel	4	3	2	-	9
Rylea Smith	3	3	-	-	6
Taylor Ebbs	-	1	1	-	2
Grace Lorsung	2	-	-	-	2
Vanessa Nesby	1	-	-	-	1
Erica Thulen	1	-	-	-	1
Karissa Hamilton	-	-	1	-	1
Meeko Harrison	1	-	-	-	1
Kayla Kowalik	-	1	-	-	1
Jenna Blanton	1	-	-	-	1
Kennedy Sullivan	-	1	-	-	1

TEAM	13	9	4	0	26
------	----	---	---	---	----

Hitting Streaks	Longest	Current
Vanessa Nesby	9	-
Kayla Kowalik	8	4
Erin Coffel	8	1
Margaret Tobias	5	-
Meeko Harrison	5	-
Grace Lorsung	4	3
Rylea Smith	3	2
Kennedy Sullivan	3	-
Erica Thulen	2	2
Karissa Hamilton	2	-
Jenna Blanton	2	-
Taylor Ebbs	2	-
Hallie Mitchell	2	-
Lauryn Borzilleri	1	-
Chelsea Mack	1	-

Reach Base Streaks	Longest	Current
Erin Coffel	13	13
Kayla Kowalik	12	4
Vanessa Nesby	10	10
Rylea Smith	6	2
Meeko Harrison	6	6
Margaret Tobias	5	-
Grace Lorsung	5	5
Taylor Ebbs	4	-
Kennedy Sullivan	4	1
Jenna Blanton	3	-
Erica Thulen	2	2
Karissa Hamilton	2	-
Lauryn Borzilleri	2	-
Hallie Mitchell	2	-
Victoria Fragoso	1	1
Chelsea Mack	1	-



# 2023 KENTUCKY SOFTBALL | WEEK 7 | TEXAS A&M

## Vanessa Nesby Double Play on #SCTop10

Vanessa Nesby made a #SCTop10 double play in UK's 8-0 win over Louisville on opening day of the 2023 season. The UL batter blooped a ball into shallow LF, where Nesby made a diving catch to her left and got up to throw the runner at first out for the double-play. Meeko Harrison made a sprawling stick at first base to close the play, as it was #10 on that night's SportsCenter.

## Winning a Tie?

Kentucky played No. 6 Texas to a 4-4 tie on opening weekend, however it was not a normal tie. The Wildcats led 7-4 in the eighth inning with an 0-2 count to the batter and two outs. The game then reached 3:30pm ET, the game's drop-dead time, and the game was declared a tie since Texas' offense fell one pitch short of completing its full at bat.

In the bottom of the eighth, inning alone there were seven stoppages in play, including three circle visits, a pitching change, two pinch runner changes and one for a batter to put new eye solution in.

## Back-to-Back Run Rules vs. Louisville

Kentucky beat Louisville 9-0 with a no-hitter from Stephanie Schoonover in the spring of 2022, and knocked off the Cards 8-0 in five innings on opening day of 2023. Schoonover allowed no runs on just two hits in the contest.

## Kowalik Ranked as #1 Catcher in America by Extra Innings Softball

Extra Innings Softball has ranked Kentucky catcher Kayla Kowalik as the No. 1 catcher in the country in its annual preseason positional rankings.

Kowalik has hit over .450 in each of her last two seasons in Lexington and has been an All-Southeastern Conference performer in three of her four years in her time as a Wildcat. She was in the running for National Player of the Year in 2021, hitting .500 for the season, a new single-season high for the Kentucky Softball program.

## WHEN WAS THE LAST TIME

### A Kentucky hitter:

Hit 2 extra base hits ...	Erin Coffel (HR, HR) vs. St. Louis	3/14/23
Hit 3 extra base hits ...	Erin Coffel (HR, HR, 2B vs. Miami (OH))	5/20/22
Hit 2 home runs ...	Erin Coffel HR, HR vs St. Louis	3/14/23
Hit a Grand Slam ...	Erin Coffel vs. UIC	2/10/23
Scored 4 runs ...	Kayla Kowalik (Miami OH))	5/20/22
Had 5+ RBI ...	Karissa Hamilton vs. Louisville	2/10/23
Had 4+ RBI ...	Erin Coffel vs. St. Louis	3/14/23
Had 4 walks ...	Abbey Cheek at Alabama - 4)	4/28/19
Had 2 stolen bases ...	Rylea Smith vs. DePaul	3/18/23
Hit for the cycle ...	Brooke Marnitz (vs. Indiana State)	2/25/06
Hit an inside-the-park HR ...	Renee Abernathy (vs. Buffalo)	3/10/22

### A Kentucky fielder:

Had 15+ putouts ...	Kayla Kowalik (vs. Missouri - 15)	3/10/23
Had 7 assists ...	Katie Reed (vs. Texas A&M - 8)	4/14/18

### A Kentucky pitcher:

Had 10 strikeouts ...	Stephanie Schoonover (vs. DePaul - 10)	3/18/23
Pitched a one-hitter ...	Stephanie Schoonover (vs. UIC - 15)	3/4/23
Pitched a no-hitter ...	Stephanie Schoonover (vs. North Texas)	2/18/23
Pitched a perfect game ...	Chanda Bell (vs. Austin Peay - Game 1)	4/6/11
	Rachel Riley (vs. Austin Peay - Game 2)	4/6/11

### An Opponent hitter:

Hit 2 extra base hits ...	Kenzie Hansen (Oklahoma)	3/3/23
Hit 2 home runs ...	Kenzie Hansen (Oklahoma)	3/3/23
Scored 4 runs ...	Celene Funke (Louisville - 4)	4/17/19
Had 5 RBI ...	Kenzie Hansen (Oklahoma - 7)	3/3/23
Had 3 walks ...	Kim Wert (Mizzou - 3)	4/25/22
Had 3 strikeouts ...	M. Hackbarth (Arizona State - 4)	2/15/20
Had 2 stolen bases ...	Bella Loonis (Arizona State - 2)	2/15/20

### An Opponent pitcher:

Had 10 strikeouts ...	Chenise Delce (Arkansas - 10)	4/15/22
Pitched a one hitter ...	Alexis Osorio (Alabama)	3/31/18
Pitched a no-hitter ...	Alex Storako (Oklahoma)	3/3/23

**Bold = Event happened in 2023**

## TRACKING KENTUCKY'S EXTRA-BASE HITS IN 2023 AND CAREER

Player	Doubles 2023 (career)	Triples 2023 (career)	Home Runs 2023 (career)	Totals 2023 (career)
Kayla Kowalik	2 (37)	2 (23)	1 (20)	5 (80)
Rylea Smith	1 (15)	1 (1)	0 (3)	2 (20)
Emma Boitnott	0 (0)	0 (0)	0 (0)	0 (0)
Erin Coffel	5 (23)	1 (3)	12 (48)	19 (75)
Victoria Fragoso	0 (0)	0 (0)	0 (1)	0 (1)
Meeko Harrison	1 (3)	0 (0)	0 (4)	1 (7)
Vanessa Nesby	1 (2)	0 (1)	0 (0)	1 (3)
Erica Thulen	0 (1)	0 (0)	0 (0)	0 (1)
Stephanie Schoonover	0 (0)	0 (0)	0 (0)	0 (0)
Jenna Blanton	0 (0)	0 (0)	0 (0)	0 (0)
Taylor Ebbs	2 (12)	0 (1)	1 (10)	3 (22)
Ella Emmert	0 (0)	0 (0)	0 (0)	0 (0)
Izzy Harrison	0 (0)	0 (0)	0 (0)	0 (0)
Alexia Lacatena	0 (1)	0 (1)	0 (0)	0 (2)
Hallie Mitchell	1 (1)	0 (0)	0 (0)	1 (1)
Margaret Tobias	0 (0)	0 (0)	0 (0)	0 (0)
Kennedy Sullivan	1 (6)	0 (0)	1 (5)	2 (10)
Laurny Borzilleri	0 (0)	0 (0)	0 (0)	0 (0)
Karissa Hamilton	2 (2)	1 (1)	1 (1)	4 (4)
Taylor Hess	0 (0)	0 (0)	0 (0)	0 (0)
Grace Lorsung	1 (1)	0 (0)	3 (3)	4 (4)
Chelsea Mack	0 (0)	0 (0)	0 (0)	0 (0)
Kyndal Tinnell	0 (0)	0 (0)	0 (0)	0 (0)
Princess Valencia	0 (0)	0 (0)	0 (0)	0 (0)
<b>TOTALS</b>	<b>18 (104)</b>	<b>5 (31)</b>	<b>21 (101)</b>	<b>44 (212)</b>



# 2023 KENTUCKY SOFTBALL | WEEK 7 | TEXAS A&M

## WINS OVER TOP-25 TEAMS RACHEL LAWSON ERA

**The Breakdown**  
 Total wins over top 25: 128  
 Total wins over top 10: 61  
 Total wins over top 5: 34

### Career wins over top-25 opponents

Date	Opponent	Score
3/12/23	at #23 Missouri	6-0
3/13/23	at #23 Missouri	5-0
3/10/23	at #23 Missouri	5-0
2/23/23	vs. #8 Washington	11-3
2/18/23	vs. #22 North Texas	4-0
2/11/23	at #3 Virginia Tech	5-4
4/16/22	at #6 Arkansas	10-7
4/3/22	at #20 LSU	5-3
4/2/22	at #20 LSU	8-5
4/1/22	at #20 LSU	5-3
3/27/22	vs. #18 Auburn	5-3
3/25/22	vs. #18 Auburn	11-3
3/20/22	at #3 Alabama	9-4
3/14/22	vs. #19 Michigan	9-2
2/19/22	at #11 Arizona	7-6
2/13/21	vs. #17 LSU	7-5
4/11/21	vs. #20 Georgia	11-3 (5)
4/3/21	at #18 Tennessee	13-2
3/29/21	vs. #3 Alabama	5-4 (8)
3/28/21	vs. #3 Alabama	4-2
3/15/21	at #5 Florida	4-2 (9)
3/9/20	vs. #7 Minnesota	3-0
5/10/19	vs. #17 Ole Miss	8-0 (5)
4/28/19	at #3 Alabama	3-2 (13)
4/26/19	at #3 Alabama	4-1
4/25/19	vs. #14 Auburn	7-0
4/21/19	vs. #14 Auburn	7-3
4/21/19	vs. #14 Auburn	7-0
4/14/19	at #5 LSU	3-2
4/11/19	vs. #17 Ole Miss	13-2
3/30/19	at #13 Arkansas	16-2
3/10/19	at #11 South Carolina	5-1
3/9/19	at #11 South Carolina	11-2
3/8/19	at #11 South Carolina	6-0
2/17/19	vs. No. 23 James Madison (N)	6-1
5/16/19	vs. No. 19 Oregon (N)	12-3 (5)
5/24/18	at No. 1 Oregon	9-6
6/18	vs. No. 12 South Carolina	8-4
4/18	vs. No. 12 South Carolina	8-4
4/27/18	at No. 6 Tennessee	9-8 (8)
4/21/18	vs. No. 6 Georgia	4-2
4/15/18	at No. 9 Texas A&M	3-2
3/18/18	vs. No. 16 Alabama	11-6
3/17/18	vs. No. 8 LSU	2-0
3/17/18	vs. No. 8 LSU	4-1
3/10/17	vs. No. 23 South Carolina	7-3
4/30/17	vs. No. 4 Texas A&M	7-4
4/29/17	vs. No. 4 Texas A&M	7-2
4/16/17	vs. No. 3 Florida	5-1
4/14/17	at No. 24 Ole Miss	1-0
3/25/17 (2)	vs. No. 22 Arkansas	2-0
3/25/17 (1)	vs. No. 22 Arkansas	7-5
3/24/17	vs. No. 22 Arkansas	2-1
3/19/17	at No. 16 Georgia	2-1
3/12/17	vs. No. 15 Michigan	5-1
2/17/17	at No. 5 UCLA	2-1 (11)
2/17/17	vs. No. 25 Utah	4-0
2/23/16	at No. 4 Alabama	3-2
4/17/16	vs. No. 18 Missouri	3-2
4/15/16	vs. No. 18 Missouri	7-6
4/11/16	at No. 8 LSU	2-0
4/10/16	at No. 8 LSU	3-0
4/9/16	at No. 8 LSU	1-0
2/15/16	at No. 22 Arizona State	5-3
2/15/16	vs. No. 20 Utah (N)	1-0
2/13/16	vs. No. 4 Oregon (N)	6-6
2/13/16	vs. No. 25 Notre Dame (N)	10-7
5/17/15	at No. 16 Notre Dame	4-3
4/6/15	vs. No. 5 Alabama	2-1
3/28/15	vs. No. 1 LSU	5-2
3/17/15	vs. No. 1 LSU	3-2
3/15/15	at No. 20 Texas A&M	3-2
3/19/15	vs. No. 10 Arizona	5-2
2/8/15	at No. 5 Florida State	3-1
2/29/14	vs. No. 6 La.-Lafayette	4-1
2/25/14	at No. 3 UCLA	7-1
2/25/14	at No. 3 UCLA	7-3
4/17/14	vs. No. 25 James Madison	2-1
3/9/14	vs. No. 25 LSU	4-3 (9)
4/8/14	vs. No. 7 Tennessee	7-0
4/7/14	vs. No. 8 Tennessee	5-3
4/5/14	vs. No. 18 Texas A&M	5-3
4/6/14	vs. No. 18 Texas A&M	4-2 (10)
3/30/14	vs. No. 21 Auburn	2-1
3/15/14	at No. 16 Missouri	8-7 (8)
3/14/14	at No. 16 Missouri	6-5
2/16/14	vs. No. 15 Texas	6-4
2/15/14	vs. No. 15 Texas	5-4 (10)
2/14/14	vs. No. 2 Oklahoma	9-5 (8)
4/24/13	at No. 7 Alabama	5-0
4/23/13	at No. 7 Alabama	5-0
4/27/13	vs. No. 11 Missouri	8-2
4/24/13	vs. No. 7 Louisville	2-1
4/23/13	vs. No. 7 Louisville	4-2
4/13/13	vs. No. 25 North Carolina	18-0
2/15/13	vs. No. 16 Washington (N)	3-2
2/10/13	vs. No. 20 Stanford (N)	3-1
2/8/13	vs. No. 3 Cal (N)	3-2 (9)
2/6/12	vs. No. 22 LSU	2-0
2/4/12	vs. No. 22 LSU	2-1
2/4/12	vs. No. 22 LSU	4-3 (8)
4/29/12	at No. 2 Florida	5-1
4/27/12	at No. 2 Florida	4-0
4/13/12	vs. No. 10 Georgia	2-0
4/13/12	vs. No. 10 Georgia	4-1
3/30/12	at No. 9 Tennessee	5-3
2/24/12	at No. 18 Auburn	8-4
2/23/12	at No. 18 Auburn	8-0 (8)
2/28/11	vs. No. 5 California	5-2
2/22/11	at No. 2 Michigan	2-1
2/21/11	at No. 2 Michigan	7-6
2/20/11	vs. No. 21 Notre Dame (N)	8-0 (5)
2/19/11	vs. No. 23 Auburn	10-2
2/3/11	vs. No. 5 Florida	9-2
4/2/11	vs. No. 5 Florida	7-6
4/1/11	vs. No. 5 Florida	10-2 (6)
3/13/11	at No. 25 LSU	5-1
3/13/11	vs. No. 7 Tennessee	5-4 (10)
3/11/11	vs. No. 7 Tennessee	9-5
2/11/11	vs. No. 22 Ohio State (N)	9-0 (5)
5/21/10	at No. 19 Ohio State	6-5
4/27/10	at No. 3 Florida	6-3
4/27/10	at No. 3 Florida	2-2
3/16/10	vs. No. 5 Alabama	5-4
2/11/10	at No. 5 Arizona State	5-2
5/7/09	vs. No. 7 Georgia (N)	7-0
5/7/09	vs. No. 12 Tennessee	6-0
3/7/09	at No. 19 LSU	6-5 (8)
3/15/08	at No. 6 Tennessee	2-1 (8)

Home: 51 | Away: 50 | Neutral: 21 | SEC: 76

## 2023 UK HONORS

### Stephanie Schoonover

- NFCA National Pitcher of the Week (3/14)
- SEC Pitcher of the Week (3/14)
- SEC Pitcher of the Week (2/20)
- D1 Softball National Pitcher of the Week (2/21)

### Kayla Kowalik

- Preseason All-SEC
- USA Softball Top-50 Preseason Watch List

### Erin Coffel

- Preseason All-SEC
- USA Softball Top-50 Preseason Watch List
- SEC Player of the Week (3/14)
- NFCA National Player of the Week (3/14)

### Karissa Hamilton

- NFCA All-Tournament Team

## UK'S RECORD WHEN ...

	All	SEC
One-run game	3-0	0-0
Single game	8-2-1	1-0
First of Day	5-2	1-0
Second of Day	6-1	1-0
Home	3-0	0-0
Away	5-2	3-0
Neutral	11-3-1	0-0
vs. Kentucky schools	1-0	0-0
vs. Top 10	1-3-1	0-0
vs. Top 25	5-4-1	3-0
UK scores first	15-1	3-0
UK scores 0-2 runs	3-3	0-0
UK scores 3-5 runs	7-2-1	2-0
UK scores 6-9 runs	5-0	1-0
UK scores 10+ runs	4-0	0-0
Opp. scores first	4-1	0-0
Opp. scores 0-2 runs	14-0	3-0
Opp. scores 3-5 runs	4-1-1	0-0
Opp. scores 6-9 runs	0-3	0-0
Opp. scores 10+ runs	0-1	0-0
UK has 3 or fewer hits	1-1	0-0
UK has 4-6 hits	3-3	0-0
UK has 7-9 hits	7-1-1	1-0
UK has 10+ hits	8-0	2-0
Opp. has 3 or fewer hits	9-0	1-0
Opp. has 4-6 hits	7-2-1	1-0
Opp. has 7-9 hits	3-0	1-0
Opp. has 10+ hits	0-3	0-0
UK has no errors	12-1	3-0
UK has 1 error	5-3-1	0-0
UK has 2+ errors	2-1	0-0
Leading or tied after 4 innings	18-0	3-0
Leading or tied after 5 innings	17-0	3-0
Leading or tied after 6 innings	15-0-1	3-0
Trailing after 4 innings	1-5-1	0-0
Trailing after 5 innings	2-5-1	0-0
Trailing after 6 innings	0-4	0-0
Extra-inning games	1-0-1	0-0
Walk-off's (7+ innings only)	0-0	0-0
UK hits a double	12-0-1	2-0
UK hits a triple	4-1	2-0
UK hits a home run	12-2	1-0
UK has 4+ extra base hits	1-0	0-0
UK steals a base	11-0-1	3-0
UK steals 2+ bases	6-0-1	0-0
In February	10-3-1	0-0
In March	9-2	3-0
In April	0-0	0-0
In May	0-0	0-0
On Monday	0-0	0-0
On Tuesday	2-0	0-0
On Wednesday	1-0	0-0
On Thursday	2-0	0-0
On Friday	4-3	1-0
On Saturday	5-2	0-0
On Sunday	5-0-1	2-0

## GAME NOTES (CONT'D)

### Karissa Hamilton Named to the NFCA Lead-Off Classic All-Tourney Team

Freshman Karissa Hamilton was named to the 2023 NFCA Lead-Off Classic All-Tourney Team after hitting .333 on the weekend with five RBI, including a walk-off three-run HR vs. Louisville in her first-career Battle of the Bluegrass game.

### 2022 SEC Awards

The SEC awards were released on May 13, 2022:

- First Team All-SEC:** Lauren Johnson, Erin Coffel, Kayla Kowalik
- Second Team All-SEC:** Renee Abernathy, Tatum Spangler
- All-Defensive SEC:** Kayla Kowalik (C), Tatum Spangler (P), Rylea Smith (RF)
- Scholar-Athlete of the Year:** Renee



**GAME NOTES (CONTINUED FROM PAGE 7)**

Abernathy

Series.

**Coffel Joins Cheek in Power Records**

Erin Coffel joins Abby Cheek as the only two players in program history to have multiple seasons of at least 15 home runs and 50 RBI.

**Balanced Offense**

Most Different Players hitting a home run, in a single season in school history for UK:

- 13 (2011)
- 12 (2014)
- **11 (2022)**
- 11 (2012)

**The Tenured Trio**

2022 marks the 12th-straight year that Rachel Lawson, Kristine Himes and Molly Belcher will make up the full-time coaching staff. It is the longest-tenured coaching staff in the UK Athletic Department, and the longest in SEC Softball. The previous longest-tenured staff prior to 2021 was Tennessee.

**Lawson Gets to 500**

Kentucky Softball head coach Rachel Lawson recorded her 500th win as the head coach of Kentucky Softball in a 23-0 win over UC Santa Barbara in February of 2022. She is the first-ever coach to get to 500 wins at Kentucky and continues to add to her program-record win total.

**Kowalik and Coffel on SEC Preseason Team**

Kentucky Softball players Erin Coffel and Kayla Kowalik were voted to the 2023 Preseason All-Southeastern Conference Softball Team, the league office announced Thursday morning. The Preseason All-SEC Softball Team is voted on by the league’s head coaches and consists of a minimum of 21 players. No ties are broken.

**Kowalik and Coffel on USA Softball Player of the Year Watch List**

Kentucky Softball senior Kayla Kowalik and junior Erin Coffel were both placed on the USA Softball top-50 player of the year watch list, the organization announced Wednesday afternoon. It is the first time in program history that two players from UK have been named to the list.

Voted on by media and head coaches making up USA Softball, the list serves as a starting point for the national player of the year conversation. Each voting member is to consider the top-50 watch list at the start of the season with the list cut down as the season progresses into a final three and ultimately the NPOY award given out at the 2023 Women’s College World





## 2023 KENTUCKY SOFTBALL | WEEK 7 | TEXAS A&M

### 2023 SEC STANDINGS

School	SEC	Pct.	All	Pct.	Home	Away	Neu.	Streak
Tennessee	6-0	1.00	24-1	.960	9-0	4-0	11-1	W19
<b>Kentucky</b>	<b>3-0</b>	<b>1.000</b>	<b>19-5-1</b>	<b>.780</b>	<b>3-0</b>	<b>6-2</b>	<b>10-3-1</b>	<b>W8</b>
Mississippi State	3-0	1.000	22-8	.733	11-4	2-0	9-4	W4
Georgia	5-1	.833	24-6	.800	15-5	5-1	4-0	W6
Florida	2-1	.667	22-5	.815	14-2	4-0	4-3	W2
Arkansas	3-3	.500	22-8	.733	12-4	3-2	7-2	W2
LSU	2-4	.333	24-5	.828	13-4	6-1	5-0	W1
Texas A&M	2-4	.333	16-10	.615	7-3	3-2	6-5	L3
Alabama	1-2	.333	22-8	.733	15-4	3-1	4-3	L2
Auburn	1-2	.333	22-9	.710	15-1	2-5	5-3	L4
South Carolina	1-5	.167	23-7	.767	14-3	3-4	6-0	L3
Missouri	1-5	.167	19-11	.633	3-3	4-4	12-4	L2
Ole Miss	0-3	.000	18-12	.600	8-3	3-4	7-5	W4

# - SEC Regular Season Champion; \$ - SEC Tournament Champion

### SEC WEEKLY AWARDS

#### Feb. 13, 2022

Player of the Week: Taylor Pleasants (LSU) & Trinity Cannon (Texas A&M)  
 Pitcher of the Week: Maddie Penta (Auburn)  
 Freshman of the Week: Atalyia Rijo (Arkansas)

#### Feb. 20, 2022

Player of the Week: Skylar Wallace (Florida)  
**Pitcher of the Week: Stephanie Schoover (Kentucky)** and Elizabeth Hightower (Florida)  
 Freshman of the Week: Sydney Berzon (LSU)

#### Feb. 27, 2022

Player of the Week: Bri Ellis (Auburn)  
 Pitcher of the Week: Chenise Delce (Arkansas)  
 Madison Kerpics (Georgia)  
 Freshman of the Week: Karlyn Pickens (Tennessee)

#### March 6, 2022

Player of the Week: Raigan Kramer (Arkansas)  
 Pitcher of the Week: Montana Fouts (Alabama)  
 Freshman of the Week: Karlyn Pickens (Tennessee)

#### March 14, 2022

Player of the Week: Erin Coffel (Kentucky); Kiki Milloy (Tennessee)  
**Pitcher of the Week: Stephanie Schoover (UK)**  
 Freshman of the Week: Karlyn Pickens (Tennessee) and Riley Valentine (Texas A&M)

#### March 21, 2022

Player of the Week: Skylar Wallace (Florida)  
 Pitcher of the Week: Karlyn Pickens (Tennessee)  
 Freshman of the Week: Reis Beuerlein (Miss. St.)

#### March 28, 2022

Player of the Week:  
 Pitcher of the Week:  
 Freshman of the Week:

#### April 4, 2022

Player of the Week:  
 Pitcher of the Week:  
 Freshman of the Week:

#### April 11, 2022

Player of the Week:  
 Pitcher of the Week:  
 Freshman of the Week:

#### April 18, 2022

Player of the Week:  
 Pitcher of the Week:  
 Freshman of the Week:

#### April 25, 2022

Player of the Week:  
 Pitcher of the Week:  
 Freshman of the Week:

#### May 2, 2022

Player of the Week:  
 Pitcher of the Week:  
 Freshman of the Week:

#### May 9, 2022

Player of the Week:  
 Pitcher of the Week:  
 Freshman of the Week:

#### 2022 SEC Postseason Awards:

Player of the Year: KB Sides (Arkansas)  
 Pitcher of the Year: Chenise Delce (Arkansas)  
 Freshman of the Year: Bri Ellis (Auburn)  
 Coach of the Year: Courtney Diefel (Arkansas)  
**Scholar-Athlete of the Year: Renee Abernathy (Kentucky)**

### THE SEC IN THE 2022 NCAA TOURNAMENT

#### Top-Eight Seeds

(4) Arkansas (Princeton, Wichita St., Oregon)

(6) Alabama (Chattanooga, Murray St., Stanford)

#### Regional Hosts

(11) Tennessee (Ohio St., Campbell, Oregon St.)

(14) Florida (Georgia Tech, Wisconsin, Canisius)

(15) Missouri (Missouri St., Arizona, Illinois)

#### Regional No. 2/3 Seeds

Kentucky (#3 Virginia Tech, Miami, St. Francis)

LSU (#8 Arizona State, Cal St. Fullerton, San Diego St.)

Auburn (#10 Clemson, Louisiana, UNCW)

Georgia (#12 Duke, Liberty, UMBC)

Mississippi State (#2 Florida St., USF, Howard)

Ole Miss (#5 UCLA, LMU, Grand Canyon)

Texas A&M (#1 Oklahoma, Minnesota, Prairie View)



Katie Reed (2016-2019)

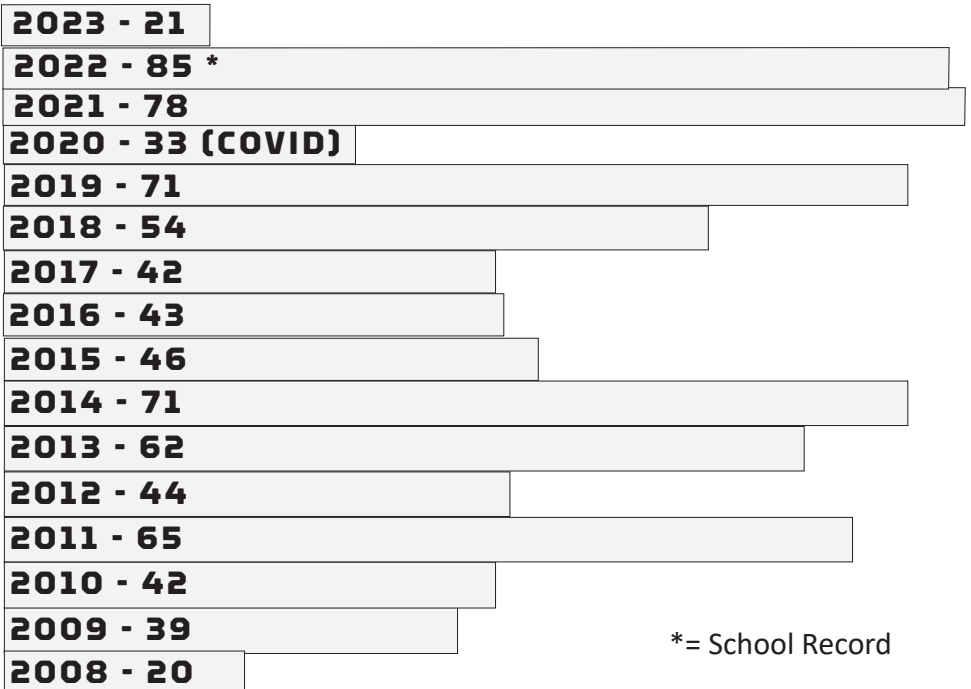


## 2023 KENTUCKY SOFTBALL | WEEK 7 | TEXAS A&M

### SOUTHEASTERN CONFERENCE BREAKDOWN KENTUCKY'S HISTORY IN SEC ACTION

Team	Years of UK Series Victories	2023 Breakdown: 3-0	
Mississippi State (9):	1998, 2002, 2009, 2010, 2011, 2013, 2014, 2016, 2018, 2022	at #23 Missouri (3-0)	Game 1: W, 5-0 Game 2: W, 5-0 Game 3: W, 6-0
Auburn (5):	2000, 2001, 2009, 2012, 2022	TEXAS A&M	Game 1: Game 2: Game 3:
Florida (3):	2000, 2011, 2012		
Georgia (2):	2000, 2012		
Tennessee (2):	2000, 2011		
Ole Miss (10):	2001, 2007, 2008, 2009, 2010, 2012, 2013, 2014, 2016, 2022		
South Carolina (9):	2001, 2006, 2009, 2010, 2011, 2012, 2013, 2016, 2018, 2019	at Georgia	Game 1: Game 2: Game 3:
Arkansas (7):	2002, 2003, 2010, 2011, 2014, 2016, 2017	at Ole Miss	Game 1: Game 2: Game 3:
Alabama (3):	2013, 2019, 2021		
LSU (6):	2012, 2015, 2016, 2017, 2018, 2022		
Missouri (3):	2014, 2016, 2017	at Mississippi State	Game 1: Game 2: Game 3:
South Carolina (5):	2016, 2018, 2019, 2021, 2022		
Texas A&M (4):	2014, 2017, 2020, 2021		
<b>Year:</b>	<b>UK's Series Captured that Season</b>		
1997 (0):	-	TENNESSEE	Game 1: Game 2: Game 3:
1998 (1):	Mississippi State		
1999 (0):	-		
2000 (4):	Auburn, Florida, Georgia, Tennessee	ARKANSAS	Game 1: Game 2: Game 3:
2001 (3):	Auburn, Ole Miss, South Carolina		
2002 (2):	Arkansas, Mississippi State		
2003 (1):	Arkansas		
2004 (0):	-	at Florida	Game 1: Game 2: Game 3:
2005 (0):	-		
2006 (1):	South Carolina		
2007 (1):	Ole Miss		
2008 (1):	Ole Miss		
2009 (4):	Auburn, Mississippi State, Ole Miss, South Carolina	FLORIDA	Game 1: Game 2: Game 3:
2010 (4):	Arkansas, Mississippi State, Ole Miss, South Carolina		
2011 (5):	Arkansas, Mississippi State, Tennessee, Florida, South Carolina		
2012 (6*):	Auburn, Georgia, Ole Miss, Florida, LSU, South Carolina		
2013 (4):	Ole Miss, Miss. State, South Carolina, Alabama		
2014 (5):	Mississippi State, Missouri, Texas A&M, Ole Miss, Arkansas		
2015 (1):	No. 1 LSU		
2016 (6*):	at South Carolina, Ole Miss, at Arkansas, at No. 8 LSU, No. 18 Missouri, vs. Mississippi State		
2017 (3):	Arkansas, at Missouri, vs. Texas A&M		
2018 (2):	No. 8 LSU, No. 12 South Carolina		
2019 (3):	No. 11 South Carolina, Mississippi State, No. 14 Auburn, at No. 3 Alabama		
2020 (1):	(Only series played (COVID-19) Texas A&M		
2021 (3):	#3 Alabama, at Texas A&M, South Carolina		
2022 (5):	No. 18 Auburn, at #20 LSU, Ole Miss, Mississippi St., South Carolina		
2023 (1):	at No. 23 Missouri,		

### KENTUCKY HOME RUN TRACKER UNDER COACH KRISTINE HIMES



\*= School Record



## 2023 KENTUCKY SOFTBALL | WEEK 7 | TEXAS A&M

### STARTING LINEUPS BY BATTING ORDER

Opponent	1	2	3	4	5	6	7	8	9
St. John's	Kowalik	Smith	Coffel	Lorsung	Ebbs	Sullivan	Harrison	Tobias	Blanton
Louisville	Kowalik	Smith	Coffel	Lorsung	Ebbs	Hamilton	Harrison	Tobias	Blanton
Pitt					CANCELLED				
Southern					CANCELLED				
Texas	Kowalik	Smith	Coffel	Lorsung	Hamilton	Ebbs	Harrison	Tobias	Blanton
UT-Arlington	Kowalik	Smith	Coffel	Lorsung	Ebbs	Hamilton	Harrison	Tobias	Blanton
McNeese	Kowalik	Nesby	Coffel	Hamilton	Ebbs	Lorsung	Tobias	Blanton	Smith
South Dakota	Kowalik	Smith	Coffel	Lorsung	Sullivan	Ebbs	Harrison	Tobias	Blanton
North Texas	Kowalik	Smith	Coffel	Hamilton	Ebbs	Lorsung	Hamilton	Tobias	Blanton
Sam Houston St.	Kowalik	Smith	Coffel	Hamilton	Ebbs	Lorsung	Harrison	Tobias	Blanton
LMU	Kowalik	Smith	Coffel	Ebbs	Lorsung	Sullivan	Harrison	Tobias	Blanton
Washington	Kowalik	Coffel	Hamilton	Ebbs	Smith	Lorsung	Harrison	Tobias	Blanton
SDSU	Kowalik	Tobias	Coffel	Smith	Ebbs	Lorsung	Harrison	Nesby	Blanton
UCLA	Kowalik	Smith	Coffel	Ebbs	Lorsung	Hamilton	Harrison	Tobias	Blanton
Northwestern	Kowalik	Smith	Coffel	Lorsung	Hamilton	Nesby	Harrison	Tobias	Blanton
UC-Irvine	Kowalik	Smith	Coffel	Ebbs	Hamilton	Lorsung	Harrison	Tobias	Blanton
Oklahoma	Kowalik	Smith	Coffel	Ebbs	Hamilton	Lorsung	Harrison	Tobias	Blanton
UIC	Kowalik	Nesby	Coffel	Sullivan	Smith	Lorsung	Ebbs	Borzilleri	Tobias
Oklahoma	Kowalik	Nesby	Coffel	Sullivan	Smith	Lorsung	Ebbs	Harrison	Tobias
UIC	Kowalik	Nesby	Coffel	Sullivan	Smith	Hamilton	Lorsung	Borzilleri	Tobias
Dayton	Kowalik	Nesby	Coffel	Lorsung	Smith	Sullivan	Ebbs	Blanton	Tobias
Missouri (1)	Kowalik	Nesby	Coffel	Smith	Mitchell	Lorsung	Harrison	Blanton	Tobias
Missouri (2)	Kowalik	Nesby	Coffel	Smith	Lorsung	Ebbs	Harrison	Blanton	Tobias
Missouri (3)	Kowalik	Nesby	Coffel	Smith	Mitchell	Sullivan	Lorsung	Harrison	Tobias
Saint Louis	Kowalik	Nesby	Coffel	Smith	Hamilton	Ebbs	Harrison	Lorsung	Tobias
DePaul	Kowalik	Nesby	Coffel	Smith	Mitchell	Lorsung	Harrison	Blanton	Tonias
Michigan	Kowalik	Nesby	Coffel	Smith	Sullivan	Harrison	Lorsung	Blanton	Tobias
Texas A&M (1)									
Texas A&M (2)									
Texas A&M (3)									
Louisville									
Georgia (1)									
Georgia (2)									
Georgia (3)									
Ole Miss (1)									
Ole Miss (2)									
Ole Miss (3)									
Bellarmino									
Tennessee (1)									
Tennessee (2)									
Tennessee (3)									
Northern KY									
Arkansas (1)									
Arkansas (2)									
Arkansas (3)									
Eastern KY									
Miss St (1)									
Miss St (2)									
Miss St (3)									
Florida (1)									
Florida (2)									
Florida (3)									



## 2023 KENTUCKY SOFTBALL | WEEK 7 | TEXAS A&M

### STARTING LINEUPS BY POSITION

<b>Opponent</b>	<b>C</b>	<b>1B</b>	<b>2B</b>	<b>3B</b>	<b>SS</b>	<b>LF</b>	<b>CF</b>	<b>RF</b>	<b>P</b>
St. John's	Kowalik	Harrison	Tobias	Lorsung	Coffel	Smith	Blanton	Ebbs	Sullivan
Louisville	Kowalik	Harrison	Tobias	Lorsung	Coffel	Smith	Blanton	Ebbs	Schoonover
Pitt					CANCELLED				
Southern					CANCELLED				
Texas	Kowalik	Harrison	Tobias	Lorsung	Coffel	Smith	Blanton	Ebbs	Schoonover
UT-Arlington	Hamilton	Harrison	Tobias	Lorsung	Coffel	Nesby	Kowalik	Smith	Gayan
McNeese	Kowalik	Harrison	Tobias	Lorsung	Coffel	Nesby	Blanton	Smith	Schoonover
South Dakota	Kowalik	Harrison	Tobias	Lorsung	Coffel	Smith	Blanton	Ebbs	I. Harrison
North Texas	Kowalik	Harrison	Tobias	Lorsung	Coffel	Smith	Blanton	Smith	Schoonover
Sam Houston St.	Kowalik	Harrison	Tobias	Lorsung	Coffel	Smith	Blanton	Ebbs	Lacatena
LMU	Kowalik	Harrison	Tobias	Lorsung	Coffel	Smith	Blanton	Ebbs	Schoonover
Washington	Kowalik	Harrison	Tobias	Lorsung	Coffel	Smith	Blanton	Ebbs	I. Harrison
SDSU	Kowalik	Harrison	Tobias	Lorsung	Coffel	Smith	Blanton	Ebbs	Schoonover
UCLA	Kowalik	Harrison	Tobias	Lorsung	Coffel	Smith	Blanton	Ebbs	I. Harrison
Northwestern	Kowalik	Harrison	Tobias	Lorsung	Coffel	Smith	Blanton	Ebbs	Schoonover
UC-Irvine	Kowalik	Harrison	Tobias	Lorsung	Coffel	Smith	Blanton	Ebbs	Schoonover
Oklahoma	Kowalik	Harrison	Tobias	Lorsung	Coffel	Smith	Blanton	Ebbs	Schoonover
UIC	Kowalik	Borzilleri	Tobias	Lorsung	Coffel	Smith	Nesby	Ebbs	Schoonover
Oklahoma	Kowalik	Harrison	Tobias	Lorsung	Coffel	Smith	Nesby	Ebbs	Lacatena
UIC	Hamilton	Borzilleri	Tobias	Lorsung	Coffel	Smith	Nesby	Ebbs	Lacatena
Dayton	Kowalik	Ebbs	Tobias	Lorsung	Coffel	Nesby	Blanton	Mack	Sullivan
Missouri (1)	Kowalik	Harrison	Tobias	Lorsung	Coffel	Smith	Blanton	Smith	Schoonover
Missouri (2)	Kowalik	Harrison	Tobias	Lorsung	Coffel	Nesby	Blanton	Smith	Lacatena
Missouri (3)	Kowalik	Harrison	Tobias	Lorsung	Coffel	Mitchell	Nesby	Smith	Schoonover
SLU	Kowalik	Harrison	Tobias	Lorsung	Coffel	Nesby	Ebbs	Smith	Gayan
DePaul	Kowalik	Harrison	Tobias	Lorsung	Coffel	Nesby	Blanton	Smith	I. Harrison
Michigan	Kowalik	Harrison	Tobias	Lorsung	Coffel	Nesby	Blanton	Smith	Schoonover
Texas A&M (1)									
Texas A&M (2)									
Texas A&M (3)									
Louisville									
Georgia (1)									
Georgia (2)									
Georgia (3)									
Ole Miss (1)									
Ole Miss (2)									
Ole Miss (3)									
Bellarmino									
Tennessee (1)									
Tennessee (2)									
Tennessee (3)									
Northern KY									
Arkansas (1)									
Arkansas (2)									
Arkansas (3)									
Eastern KY									
Miss St (1)									
Miss St (2)									
Miss St (3)									
Florida (1)									
Florida (2)									
Florida (3)									

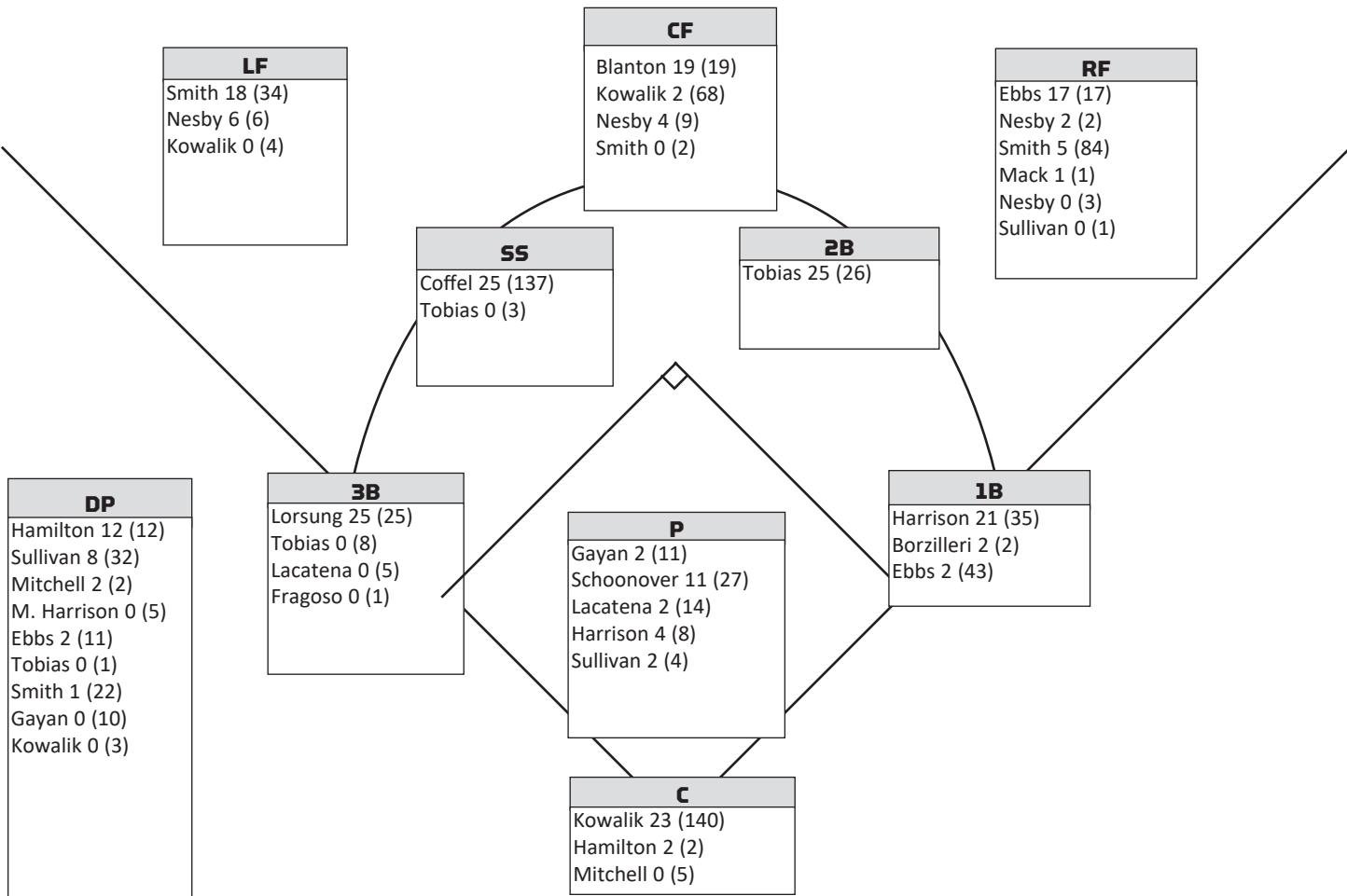


# 2023 KENTUCKY SOFTBALL | WEEK 7 | TEXAS A&M

## 2023 STARTS BY BATTING ORDER

Player	1	2	3	4	5	6	7	8	9
Jenna Blanton	.	.	.	.	.	.	.	7	14
Lauryn Borzilleri	.	.	.	.	.	.	.	3	.
Erin Coffel	.	1	24	.	.	.	.	.	.
Taylor Ebbs	.	.	.	5	6	5	1	.	.
Ella Emmert	.	.	.	.	.	.	.	.	.
Victoria Fragoso	.	.	.	.	.	.	.	.	.
Karissa Hamilton	.	.	1	3	6	7	.	.	.
Izzy Harrison	.	.	.	.	.	.	.	.	.
Meeko Harrison	.	.	.	.	.	1	17	1	.
Taylor Hess	.	.	.	.	.	.	2	.	.
Lauren Johnson	.	.	.	.	.	.	.	.	.
Kayla Kowalik	25	.	.	.	.	.	.	.	.
Alexia Lacatena	.	.	.	.	.	.	.	.	.
Grace Lorsung	.	.	.	7	3	11	3	1	.
Hallie Mitchell	.	.	.	.	3	.	.	.	.
Vanessa Nesby	.	11	.	.	.	.	1	1	1
Stephanie Schoonover	.	.	.	.	.	.	.	.	.
Rylea Smith	.	12	.	7	5	.	.	.	.
Kennedy Sullivan	.	.	.	3	2	2	.	.	.
Kyndal Tinnell	.	.	.	.	.	.	.	.	.
Erica Thulen	.	.	.	.	.	.	.	.	.
Margaret Tobias	.	1	.	.	.	.	1	12	10
Princess Valencia	.	.	.	.	.	.	.	.	.

## STARTS BY POSITION IN 2023 (CAREER)





## 2023 KENTUCKY SOFTBALL | WEEK 7 | TEXAS A&M

### 2023 TEAM GAME-BY-GAME HITTING

Opponent	AB	R	H	RBI	2B	3B	HR	TB	BB	SB	CS	HBP	SAC	SFG	DP	K	PO	E	LOB	Avg	
St. John's	24	14	14	13	1	0	5	30	5	0	0	0	1	0	0	0	15	0	4	.583	
Louisville	20	8	5	5	2	0	1	10	3	2	0	1	0	0	0	2	15	0	4	.432	
Texas	28	4	7	2	1	0	0	8	0	2	0	1	0	0	0	3	21	1	4	.361	
UT-Arlington	27	2	6	2	0	0	1	9	6	0	0	0	0	0	0	1	21	1	10	.323	
McNeese	24	4	9	4	1	1	0	12	3	0	0	1	2	0	0	4	21	2	6	.333	
South Dakota	23	9	11	9	2	0	0	13	7	1	0	0	0	1	0	4	15	0	8	.356	
North Texas	29	4	7	4	0	0	1	10	2	0	0	0	0	0	0	4	21	1	6	.337	
Sam Houston St.	27	5	8	4	0	0	1	11	2	2	0	0	0	2	0	0	21	0	5	.332	
LMU	25	1	3	1	0	0	0	3	2	0	0	0	0	0	0	8	21	2	5	.308	
Washington	36	11	16	11	0	0	1	19	4	0	0	3	2	0	0	8	24	1	11	.327	
SDSU	21	2	4	1	0	0	1	7	2	1	0	1	0	0	0	5	21	1	4	.317	
UCLA	29	3	8	3	0	0	1	11	1	0	1	1	0	0	0	13	18	1	6	.313	
Northwestern	25	3	6	2	0	1	0	8	2	0	0	1	1	1	0	7	21	2	5	.308	
UC-Riverside	22	3	8	3	1	0	1	12	5	0	0	0	0	0	0	4	15	0	10	.311	
Oklahoma	15	0	0	0	0	0	0	0	0	0	0	1	0	0	0	5	12	0	1	.299	
UIC	35	7	15	6	2	0	0	17	2	3	0	0	0	0	0	2	21	0	9	.310	
Oklahoma	25	1	6	1	0	0	0	6	0	0	0	0	0	0	0	4	18	1	3	.306	
UIC	23	11	8	7	0	1	2	16	4	2	0	1	0	0	0	1	15	0	5	.308	
Dayton	27	5	10	5	1	0	1	13	2	0	0	0	2	0	0	3	21	1	8	.311	
Missouri (1)	30	5	10	5	2	1	1	17	0	1	0	1	1	0	0	5	21	0	6	.313	
Missouri (2)	30	5	9	5	2	0	0	11	4	1	0	0	1	0	0	3	21	0	9	.312	
Missouri (3)	29	6	11	5	2	1	0	15	2	1	0	1	0	0	0	6	21	0	9	.315	
SLU	31	6	7	6	0	0	3	16	3	1	0	0	0	0	0	7	21	0	7	.311	
DePaul	26	11	13	8	0	0	0	13	2	5	0	0	1	0	0	2	15	1	6	.319	
Michigan	23	2	6	2	2	1	0	10	5	1	0	0	1	0	0	7	21	0	9	.318	
Texas A&M (1)																					
Texas A&M (2)																					
Texas A&M (3)																					
Louisville																					
Georgia (1)																					
Georgia (2)																					
Georgia (3)																					
Ole Miss (1)																					
Ole Miss (2)																					
Ole Miss (3)																					
Bellarmino																					
Tennessee (1)																					
Tennessee (2)																					
Tennessee (3)																					
NKU																					
Arkansas (1)																					
Arkansas (2)																					
Arkansas (3)																					
EKU																					
Miss St (1)																					
Miss St (2)																					
Miss St (3)																					
Florida (1)																					
Florida (2)																					
Florida (3)																					



## 2023 KENTUCKY SOFTBALL | WEEK 7 | TEXAS A&M

### 2023 HOME RUN TRACKER

#	Player	Game#	Date	Opp.	Pitcher	On-base	Inning	Outs	Count	Score	Final
1.	Taylor Ebbs	1	Feb 10	vs St. John's	Zamudio	...3	1	1	0-0	0-3	W, 14-4
2.	Kennedy Sullivan	1	Feb 10	vs St. John's	Zamudio	0...	1	1	3-1	4-3	W, 14-4
3.	Erin Coffel	1	Feb 10	vs St. John's	Serafinko	0...	2	1	3-2	6-3	W, 14-4
4.	Erin Coffel (2)	1	Feb 10	vs St. John's	Serafinko	0...	4	1	1-0	7-3	W, 14-4
5.	Grace Lorsung	1	Feb 10	vs St. John's	Serafinko	0...	4	1	2-2	8-3	W, 14-4
6.	Karissa Hamilton	2	Feb 10	vs Louisville	Grizzard	..2.	5	0	2-2	5-0	W, 8-0
7.	Erin Coffel (3)	4	Feb 17	vs UT Arlington	Bumpurs	.1..	3	1	2-1	0-4	L, 2-4
8.	Erin Coffel (4)	7	Feb 18	vs North Texas	Peters, A.	..2.	3	1	3-0	0-0	W, 4-0
9.	Erin Coffel (5)	8	Feb 19	vs Sam Houston	DUNN, R.	0...	3	2	1-1	2-0	W, 5-2
10.	Taylor Ebbs (2)	10	Feb 23	vs Washington	MEYLAN	* 0...	4	0	1-0	0-2	W, 11-3
11.	Erin Coffel (6)	11	Feb 23	vs San Diego St.	MARTINEZ	0...	1	2	1-1	0-0	W, 2-0
12.	Grace Lorsung (2)	12	Feb 24	vs UCLA	Yanez	* 0...	2	0	2-2	0-2	L, 3-6
13.	Kayla Kowalik (1)	14	Feb 25	vs UC Riverside	M Heinlin	0...	4	2	0-0	1-0	W, 3-0
14.	Grace Lorsung (3)	18	Mar 05	vs UIC	Carlee Jo	0...	2	2	1-1	0-0	W, 11-0
15.	Erin Coffel (7)	18	Mar 05	vs UIC	Carlee Jo	...3	3	2	0-0	6-0	W, 11-0
16.	Erin Coffel (8)	19	Mar 08	vs. Dayton	Bailitz	..2.	6	2	2-1	5-4	W, 5-4
17.	Erin Coffel (9)	20	Mar 11	vs Mizzou	Krings	*0...	4	0	2-2	1-0	W, 5-0
18.	Erin Coffel (10)	23	Mar 14	at SLU	Wendling	.1..	1	1	0-0	2-0	W, 6-3
19.	Grace Lorsung (4)	23	Mar 14	at SLU	Wendling	.1..	6	2	0-0	4-3	W, 6-3
20.	Erin Coffel (11)	23	Mar 14	at SLU	Wendling	.1..	7	0	0-0	6-3	W, 6-3
21.	Erin Coffel (12)	25	Mar 21	vs. Michigan	Derkowski	0...	3	1	2-1	0-1	W, 2-1

<b>Solo</b>	<b>2-Run</b>	<b>3-Run</b>	<b>Grand Slams</b>	<b>Total Runs from Homers</b>
12	4	3	2	37



# RACHEL LAWSON

## HEAD COACH - 16TH SEASON - ALL-TIME WINNINGEST HEAD COACH AT UK

When Rachel Lawson was named head coach of the University of Kentucky softball team in July 2007 she saw a program poised for success. She knew athletics director Mitch Barnhart and the rest of UK's administration would give her unwavering support, and most importantly she knew the Big Blue Nation would provide the home-field advantage necessary for her team to compete in the Southeastern Conference.

Entering her 16th season as UK's head coach in 2023, Lawson's vision for the UK softball program has become a realization. The winningest head coach in program history has not only lead UK to its first-ever appearance in the Women's College World Series, eight NCAA Super Regionals the last 11 seasons, including a program-best 50 wins in 2014, but UK's administration come through on their promise and commitment to softball by providing Lawson with one of the nation's greatest collegiate softball facilities in the \$9.5 million John Cropp Stadium.

She became the first coach in program history to eclipse 400 wins at Kentucky against Utah on Feb. 15 in a 13-2 win over Utah at the inaugural ESPN St. Pete/Clearwater Elite Invitational Presented by Wilson.

In 2014, Lawson guided Kentucky to the Women's College World Series behind 50 wins. The Wildcats also set single-season records in at-bats, runs scored, doubles, home runs, RBI, total bases, walks, fielding percentage, putouts, lowest ERA and strikeouts. UK, which advanced to the program's first SEC Tournament Championship, started the season with a program-best 12 straight wins.

Seven of the last nine full seasons, Lawson has led the Wildcats to a national seed in the NCAA Tournament. The school's first-ever national seed was in 2013 – and UK hosted an NCAA Regional for the first time ever. Kentucky, which has made the NCAA Tournament each of the last 13 seasons, is one of just 16 schools nationally to claim that honor.

In 2019, Kentucky had one of its best offensive seasons ever – setting the school record for runs scored, batting average, on-base percentage, slugging and trying the program best with 71 home runs. Abbey Cheek was named the 2019 SEC Player of the Year, becoming the first player under Lawson to win a conference Player of the Year honor. Additionally, UK made its third-straight NCAA Super Regional and swept its way through the Lexington Regional for a third-straight season.


She guided the Wildcats to a run-rule sweep of the 2018 NCAA Lexington Regional, as the Wildcats became just the third team in NCAA history to run rule all three games of a regional. Kentucky beat Illinois-Chicago 10-1 in the opening round, shutout Notre Dame 10-0 in the 1-0 game and then ended the weekend with a 9-1 win over the Fighting Irish to book UK's sixth ticket to the NCAA Super Regionals.

Lawson helped guide Kentucky to its best regular season in program history in 2016, winning 43 games in the regular season, ending with a No. 9 national seed in the NCAA Tournament, a new program best. The Wildcats earned the right to host the NCAA Tournament for the third time in the last four seasons at John Cropp Stadium in Lexington. Lawson was named the 2016 SEC Coach of the Year, and joined Kelsey Nunley (SEC Pitcher of the Year) as the first two Kentucky winners of those awards.

The 2016 team finished with some of the best pitching numbers in program history, setting school records in the circle for lowest team ERA (1.71), lowest opponent batting average (.191), fewest runs allowed (130), fewest earned runs allowed (98), fewest hits allowed (280) and fewest doubles allowed (44)

Lawson has won 587 career games at the head of the dugout and has coached four National Fastpitch Coaches Association All-Americans in the last 10 years. Abbey Cheek became the first unanimous All-American in program history in 2019 after the most prolific offensive season in Kentucky annals. In 2016, senior pitcher Kelsey Nunley became the second All-American in program history (Molly Johnson, 2nd Team), and the first to be named to the First Team. That was followed by Katie Reed in the 2018 season, who was named to the third team.

Now sitting at 495-295 in her 14 seasons at Kentucky, Lawson is the



winningest head coach in school history and already has more wins in SEC play than UK had all told as a program when she took over in 2007. UK finished the 2014 season ranked sixth in both national listings for its best final ranking ever. In 2013, Kentucky was ranked in the top 14 of both collegiate softball rankings for the second time in school history with nine wins over ranked teams. In her 14 seasons at Kentucky, Lawson has defeated over 113 ranked foes, including 57 wins vs. top-10 teams and 32 against top-five teams.

Lawson's 2013 squad set the stage for the 2014 run to the Women's College World Series, setting several school records, including a then-program record 41 wins. All told, Lawson has directed the Wildcats to 30 or more victories in 11-straight seasons, which also resonates as a program record. In her 12 years with Kentucky, Lawson has helped UK players earn 50 All-SEC honors and 29 SEC Player of the Week honors.

Lawson's impact on the UK program is obvious, but her ability to develop players sometimes gets overshadowed by her impressive credentials in handling the day-to-day running of a program. Lawson, who serves as the pitching coach for the Wildcats, has guided three different pitchers to throw no-hitters against top-25 teams in just the last seven seasons alone. In all, UK has 17 career no-hitters – all of which have come under Lawson's tenure – including two perfect games.

Kentucky's 2012 season was highlighted by an impressive second-half surge with upsets of 12 ranked opponents, a then Lawson-best fifth place finish in SEC action, a program-record six captured conference series and a senior class who became the first class in school history to tally a .500 record or better in each of their four seasons of play.

In 2011, Lawson directed the Wildcats to their first NCAA Super Regional appearance and finished the season ranked No.12 in the country. The 2011 team earned a 40-16 overall record to set a new single-season standard for wins in a season before Lawson's 2013 team posted 41. UK appeared in the national rankings for a school-record 14 consecutive weeks, defeated 12 top-25 ranked opponents, captured five SEC series and became a national story with a dramatic postseason run which included a seventh-inning rally to knock off the nation's No. 2 team in Michigan in Ann Arbor to advance





# RACHEL LAWSON, CONT.

to Super Regionals.

The 2011 Wildcats shattered 12 single-season UK records, including home runs (65), RBI (275) and batting average (.275). Individually, the Wildcats had a school-record five players earn National Fastpitch Coaches Association All-Region honors in Meagan Aull, Cervantes, Kara Dill, Riley and Megan Yocke. Following the end of the impressive 2011 season, Lawson was rewarded with a five-year contract extension keeping her at the helm of the Wildcat program through 2016. That contract has been extended several times since, including June of 2014, which keeps Lawson in UK blue through the 2020 season.

In 2010, the Wildcats charted a 32-27 record and entered into the national rankings for the first time in program history, while also knocking off five top-seven ranked opponents on the year. Behind the pitching tandem of sophomores Riley and Bell, the Wildcats broke school records in nearly every pitching category. Kentucky's offense continued to make strides as well with improvements in batting average, home runs, RBI and sacrifice hits for the third consecutive season under the direction of Lawson.

Lawson led the Wildcats to their first NCAA Tournament appearance and charted the school's first postseason victories in 2009, just her second season leading Kentucky. UK notched a 34-23 record and the first winning season in UK history in nearly 10 seasons. Kentucky upset three ranked opponents on the year, including No. 7 Georgia in a 2-0 victory in the SEC Tournament. Molly Johnson became the school's first All-America selection when she was voted to the second team in 2009. Kentucky earned 13 victories in conference play, and finished sixth overall in league action.

During the season the head coach also charted her 100th career victory in a 5-1 UK triumph over Eastern Illinois on March 1. Lawson became the winningest head coach in program history on April 10, 2013 with win No. 182 against Eastern Kentucky in Richmond, Ky.

Lawson became just the third head coach in the history of the Kentucky softball program after spending three seasons at Western Kentucky. She also served as an assistant coach at Maryland from 1996-2002 and was the associate head coach of the Philadelphia Force professional team in 2006.

Lawson tallied a record of 92-84 (.523) during her tenure with the Hilltoppers. In her first season at WKU, she led the Toppers to a spot in the Sun Belt Conference Tournament championship game. Picked to finish last in the preseason poll, WKU tied for second in the conference standings after setting a school record with 12 Sun Belt victories. The Billings, Mont., native led WKU to a 33-24 record in 2005 and reached the 30-win plateau again in 2007.

Lawson and the Hilltoppers battled nine NCAA Regional participants in 2006, including four teams ranked in the top 25, while finishing third in the Sun Belt regular-season play. She guided the squad to wins over perennial powers Long Beach State, South Florida, Mississippi Valley, as well as No. 13 Louisiana-Lafayette and No. 21 Louisville. In fact, then-freshman pitcher Ryan Rogge tossed the school's third no hitter against the Ragin' Cajuns in WKU's 8-0 victory.

Lawson joined the Maryland staff in 1996 and helped the Terrapins post six winning seasons in her seven years in College Park. Her responsibilities included recruiting, scheduling, organizing practice and travel, as well as running camps and clinics. In 1999, Lawson and company were selected the National Fastpitch Coaches Association Mid-Atlantic Coaching Staff of the Year after leading the Terrapins to a 51-23 record, their first ACC regular-season title and the championship game of the NCAA Region II Tournament.

During her time at Maryland, Lawson helped eight individuals earn NFCA all-region accolades — with an All-America honoree in 1999 — and nine players collected all-conference honors.

A 1994 graduate of Massachusetts with a degree in exercise science, Lawson also earned her master's degree in sports management from UMass in 1998. She is the daughter of Elaine and Gerald Lawson and has 11 siblings.

Before Lawson	Kentucky	During Lawson
11	Seasons	16
1	Winning Seasons	14
242 (.373)	Wins. (Pct.)	551 (.661)
64	SEC Wins	171
11	Wins vs. Top 25	125
0	NCAA Tournaments	13
0	Super Regionals	8
0	WCWS	1
4	All-SEC Honors	62
94	SEC Academic Honor Roll Honorees	186

## LAWSON YEAR-BY-YEAR AS HEAD COACH

Year	Team	Overall Record	Conference Record
2005	Western Kentucky	33-24	11-8
2006	Western Kentucky	29-28	8-7
2007	Western Kentucky	30-32	11-13
2008	Kentucky	17-37	3-25
2009	Kentucky	34-23	13-14
2010	Kentucky	32-27	13-15
2011	Kentucky	40-16	14-9
2012	Kentucky	30-30	15-13
2013	Kentucky	41-21	13-11
2014	Kentucky	50-19	13-11
2015	Kentucky	32-26	5-19
2016	Kentucky	46-14	17-7
2017	Kentucky	39-19	12-12
2018	Kentucky	35-21	8-15
2019	Kentucky	36-24	14-10
2020	Kentucky	20-4	2-1 (COVID-19)
2021	Kentucky	43-16	13-11
2022	Kentucky	37-19	13-11
2023	Kentucky	19-5-1	3-0
<b>Total</b>	<b>19 Seasons</b>	<b>642-435-1</b>	<b>240-212</b>
	<b>At Kentucky (16 years)</b>	<b>551-319-1</b>	<b>171-184</b>
	<b>At WKU</b>	<b>92-84</b>	<b>30-31</b>



# UK VS. ALL OPPONENTS

Opponent	W	L	T	First/Last Mtg.
Akron	4	2	0	1999/2002
Alabama	11	55	0	1997/2022
Albany	1	0	0	2016/2016
Arizona	2	2	0	2000/2022
Arizona State	2	5	0	2010/2020
Arkansas	27	35	0	1997/2022
Auburn	23	44	0	1998/2022
Austin Peay	4	0	0	2010/2011
Ball State	2	2	0	1998/2015
Baylor	0	6	0	1998/2014
Belmont	4	0	0	2002/2006
Bethune-Cookman	1	1	0	2002/2019
Birmingham Southern	1	0	0	2002/2002
Boise State	1	0	0	2020/2020
Bowling Green	2	0	0	2001/2005
Bradley	1	1	0	1998/2018
Brigham Young	1	1	0	2009/2009
Buffalo	1	0	0	2022/2022
Butler	6	0	0	2000/2016
California	4	3	0	2010/2019
Cal State Fullerton	3	0	0	2010/2018
Cal-Poly	1	1	0	2005/2013
Campbell	2	0	0	1998/2021
Canisius	1	1	0	1999/2009
Centenary	1	0	0	2009/2009
Central Florida	2	2	0	2008/2017
Central Michigan	1	0	0	2013/2013
Coastal Carolina	3	0	0	1999/2021
Colorado State	1	1	0	2006/2011
Columbia	1	0	0	2022/2022
Connecticut	3	1	0	2000/2017
Dartmouth	1	0	0	2020/2020
Dayton	10	3	0	1997/2023
DePaul	7	3	0	1997/2023
Detroit-Mercy	2	0	0	2020/2020
Drexel	2	0	0	1997/2017
Duke	1	0	0	2018/2018
East Carolina	0	1	0	1999/1999
Eastern Illinois	3	1	0	1998/2016
Eastern Kentucky	28	7	0	1997/2022
Evansville	5	6	0	1998/2017
Fairfield	1	0	0	2014/2014
Florida	15	55	0	1997/2022
Florida Atlantic	10	0	0	2010/2022
Florida A & M	5	0	0	2004/2017
Florida International	6	1	0	2002/2021
Florida State	2	2	0	2011/2015
Gardner-Webb	1	0	0	2004/2004
George Washington	1	0	0	2014/2014
Georgia	16	58	0	1997/2021
Georgia Southern	4	1	0	2011/2015
Georgia State	0	2	0	1999/2010
Georgia Tech	2	3	0	1998/2020
Georgetown	1	0	0	2013/2013
Harvard	1	0	0	2018/2018
Hawai'i	1	2	0	2008/2009
Hofstra	1	0	0	2019/2019
Houston	2	2	0	2003/2019
Howard	1	0	0	2013/2013
Illinois	4	1	0	2013/2019
Illinois-Chicago (UIC)	6	5	0	1998/2023
Illinois State	3	5	0	2002/2021
Indiana	13	8	0	1997/2018
Indiana State	2	0	0	1999/2006
Iowa	2	2	0	1997/2022
IUPUI	2	0	0	2007/2015
IPFW	1	0	0	2014/2014
Jacksonville	1	0	0	2022/2022
Jacksonville State	2	0	0	2010/2012
James Madison	2	0	0	2014/2019
Kansas	2	2	0	2004/2014
Kennesaw State	0	1	0	2015/2015
Kent State	13	3	0	1998/2022
La.-Lafayette	1	4	0	1999/2014
La.-Monroe	1	1	0	2000/2004
Lehigh	1	0	0	2016/2016
LSU	18	42	0	1998/2022
La. Tech	3	1	0	1998/2014
Liberty	6	0	0	2000/2022
Lipscomb	2	1	0	2010/2016
Long Beach State	4	3	0	2005/2022
LIU-Brooklyn	3	0	0	2012/2022
Louisville	23	20	0	2000/2023
Loyola Chigaco	1	0	0	2020/2020
Loyola-Marymount	4	1	0	2006/2023
Marshall	15	2	0	1997/2020
McNeese	1	0	0	2023/2023
Memphis	2	1	0	2011/2017
Maryland	2	2	0	1999/2012
Miami (Ohio)	9	2	0	1997/2022
Michigan	5	6	0	2010/2023
Michigan State	1	0	0	2022/2022
Middle Tennessee State	6	2	0	1997/2020
Minnesota	3	1	0	2005/2020
Mississippi	28	33	0	1997/2022
Mississippi State	31	31	0	1997/2022

Opponent	W	L	T	First/Last Mtg.
Mississippi Valley State	1	0	0	2014/2014
Missouri	13	13	0	1997/2023
Missouri-Kansas City	2	0	0	2004/2012
Morehead State	24	1	0	1997/2021
Mt. St. Mary's	1	0	0	2021/2021
Murray State	4	0	0	2015/2019
New Mexico	1	1	0	2000/2016
New Mexico State	4	2	0	2001/2021
Nicholls State	2	1	0	1999/2012
North Carolina	3	1	0	1997/2019
North Carolina Central	2	0	0	2021/2021
North Carolina State	2	1	0	2012/2020
North Dakota State	2	0	0	2011/2018
North Florida	2	0	0	2011/2012
Northern Kentucky	4	0	0	2016/2022
North Texas	2	0	0	2004/2023
Northern Illinois	4	0	0	1998/2018
Northern Iowa	2	0	0	2004/2004
Northwestern	3	1	0	2015/2023
Notre Dame	7	2	0	2000/2021
Ohio	13	2	0	1998/2022
Ohio State	6	8	0	1999/2022
Oklahoma	1	10	0	2000/2023
Oklahoma State	1	4	0	1998/2019
Oregon	4	6	0	2003/2019
Oregon State	2	1	0	2013/2016
Pacific	1	1	0	2001/2012
Penn State	3	1	0	2000/2014
Pittsburgh	3	2	0	2010/2021
Portland State	0	1	0	2013/2013
Purdue	4	1	0	2000/2018
Radford	2	0	0	1998/2012
Sacramento State	1	0	0	2007/2007
St. Francis (Pa.)	1	0	0	2014/2014
St. John's (NY)	1	0	0	2023/2023
Saint Mary's	1	0	0	2007/2007
St. Louis	3	0	0	1999/2023
Sam Houston State	3	0	0	1998/2023
Samford	6	0	0	1999/2021
San Diego	1	0	0	2016/2016
San Diego State	6	3	0	2005/2023
Santa Clara	1	0	0	2014/2014
SIUE	2	0	0	2011/2018
Stanford	1	0	0	2013/2013
Stephen F. Austin	4	2	0	1998/2012
South Carolina	36	40	0	1997/2022
South Dakota	2	0	0	2016/2023
South Florida	1	1	0	2005/2013
Southeast Missouri St. (SEMO)	2	2	0	1998/2018
Southern Illinois	4	1	0	1998/2019
Southern Miss.	1	2	0	1999/2007
Southwest Texas	0	2	0	2000/2002
Stanford	0	4	0	2003/2011
Stetson	4	0	0	2009/2021
Syracuse	1	0	0	2019/2019
Temple	1	0	0	1999/1999
Tennessee	16	48	0	1997/2021
Tennessee-Martin	1	0	0	2017/2017
Tennessee Tech	6	1	0	1999/2015
Texas	3	1	1	2002/2023
Texas-Arlington	0	1	1	2004/2023
Texas A&M	11	8	0	2014/2021
Texas-A&M-CC	1	1	0	2007/2012
Texas-San Antonio	3	2	0	2001/2004
Texas State	1	1	0	2005/2020
Texas Tech	1	3	0	2016/2019
Toledo	3	0	0	2008/2019
UAB	0	2	0	2012/2012
UCLA	3	8	0	2009/2023
UC-Davis	4	0	0	2007/2017
UC-Riverside	2	1	0	2007/2023
UC-Santa Barbara	1	0	0	2022/2022
UNC-Greensboro	2	1	0	1997/2021
UNC-Charlotte	0	1	0	2016/2016
UNLV	1	1	0	2006/2009
USC Upstate	1	0	0	2013/2013
Utah	2	2	0	2016/2019
UT-Chattanooga	5	6	0	1998/2011
Valparaiso	3	1	0	1997/2022
Virginia	1	0	0	2005/2005
Virginia Tech	5	6	0	2000/2022
Washington	3	3	0	2006/2023
Western Carolina	1	0	0	2010/2010
Western Illinois	1	0	0	2012/2012
Western Kentucky	16	8	0	2000/2021
Western Michigan	4	0	0	2010/2020
Wichita State	2	2	0	2002/2014
Winthrop	2	1	0	1999/2016
Wisconsin	1	0	0	2022/2022
Wright State	4	4	0	1997/2012
Youngstown State	4	0	0	2004/2006
<b>Totals</b>	<b>769</b>	<b>722</b>	<b>2</b>	



# CAREER RECORDS

## Games Played

1. Leslie Kwiatkowski	254	(1998-2001)
Lauren Johnson	254	(2018-2022)
3. Tiffany Kruse	252	(1998-2001)
4. Griffin Joiner	249	(2012-2015)
Christian Stokes	249	(2013-2016)
6. Sylver Samuel	244	(2013-2016)
7. Nikki Sagermann	242	(2013-2016)
8. Andy Eilertson	239	(1999-2002)
9. Lauren Cumbess	236	(2011-2014)
Maisie Steed	236	(2013-2016)

## HITTING

### Hits

1. <b>Kayla Kowalik</b>	<b>310</b>	<b>(2019-Pres.)</b>
2. Leslie Kwiatkowski	285	(1998-2001)
3. Nikki Jones	268	(2000-2003)
4. Molly Johnson	264	(2007-2010)
5. Katie Reed	256	(2016-2019)
6. Lyndsey Angus	239	(2000-2003)
7. Abbey Cheek	228	(2016-2019)
8. Lauren Johnson	227	(2018-2022)
9. Tiffany Kruse	224	(1998-2001)
Natalie Smith	224	(2007-2010)

### Runs Batted In

1. Abbey Cheek	202	(2016-2019)
2. Alex Martens	181	(2017-2020)
3. Brittany Cervantes	161	(2009-2012)
4. <b>Erin Coffel</b>	<b>155</b>	<b>(2021-Pres)</b>
5. Mallory Peyton	152	(2018-2021)
6. Griffin Joiner	143	(2012-2015)
7. Leslie Kwiatkowski	137	(1998-2001)
Lauren Johnson	137	(2018-2022)
8. Molly Johnson	135	(2007-2010)
10. Jenny Schaper	122	(2016-2019)

### Batting Average (min. 200 at bats)

1. <b>Kayla Kowalik</b>	<b>.420</b>	<b>(2019-Pres.)</b>
2. Molly Johnson	.389	(2007-2010)
3. Nikki Jones	.365	(2000-2003)
4. Lyndsey Angus	.360	(2000-2003)
5. Leslie Kwiatkowski	.351	(1998-2001)
6. Katie Reed	.345	(2016-2019)
Abbey Cheek	.345	(2016-2019)
8. Lauren Johnson	.334	(2018-2022)
9. Alex Martens	.323	(2017-2020)
10. Kara Dill	.330	(2010-2013)

### Doubles

1. Molly Johnson	56	(2007-2010)
2. Leslie Kwiatkowski	47	(1998-2001)
3. Lyndsey Angus	44	(2000-2003)
4. Brittany Cervantes	42	(2009-2012)
Tiffany Kruse	42	(1998-2001)
Griffin Joiner	42	(2012-2015)
7. Katie Reed	41	(2016-2019)
Alex Martens	41	(2017-2020)
9. Lauren Johnson	39	(2018-2022)
10. Angie Del Pozzo	38	(1999-2002)

### Triples

1. <b>Kayla Kowalik</b>	<b>23</b>	<b>(2019-Pres.)</b>
2. Leslie Kwiatkowski	20	(1998-2001)
3. Tiffany Kruse	18	(1998-2001)

4. Nikki Jones	12	(2000-2003)
5. Meghan Cooper	10	(2002-2006)
Angie Del Pozzo	10	(1999-2002)
Molly Johnson	10	(2007-2010)
Megan Yocke	10	(2008-2011)
9. Kara Dill	9	(2010-2013)
Jessica Nance	9	(2002-2005)
Natalie Smith	9	(2007-2010)

### Walks

1. Griffin Joiner	131	(2012-2015)
2. Megan Yocke	122	(2008-2011)
Nikki Sagermann	122	(2013-2016)
4. Brittany Cervantes	118	(2009-2012)
5. Abbey Cheek	116	(2016-2019)
6. <b>Kayla Kowalik</b>	<b>104</b>	<b>(2019-Pres.)</b>
7. Lyndsey Angus	98	(2000-2003)
8. Lauren Johnson	91	(2018-2022)
9. Destinee Mordecai	89	(2007-2010)
10. Maisie Steed	84	(2013-2016)

### At-Bats

1. Leslie Kwiatkowski	811	(1998-2001)
2. Tiffany Kruse	764	(1998-2001)
3. Katie Reed	741	(2016-2019)
4. <b>Kayla Kowalik</b>	<b>738</b>	<b>(2019-Pres.)</b>
5. Nikki Jones	734	(2000-2003)
6. Griffin Joiner	700	(2012-2015)
7. Meagan Aull	691	(2008-2011)
8. Natalie Smith	681	(2007-2010)
9. Lauren Johnson	680	(2018-Pres.)
10. Molly Johnson	678	(2007-2010)

### Runs Scored

1. <b>Kayla Kowalik</b>	<b>233</b>	<b>(2019-Pres.)</b>
2. Abbey Cheek	173	(2016-2019)
3. Lauren Johnson	168	(2018-Pres.)
4. Molly Johnson	161	(2007-2010)
5. Katie Reed	148	(2016-2019)
6. Leslie Kwiatkowski	145	(1998-2001)
7. Brittany Cervantes	139	(2009-2012)
8. Nikki Jones	138	(2000-2003)
9. Lyndsey Angus	136	(2000-2003)
Megan Yocke	136	(2008-2011)

### Home Runs

1. Abbey Cheek	61	(2016-2019)
T2. Brittany Cervantes	48	(2009-2012)
T2. <b>Erin Coffel</b>	<b>48</b>	<b>(2021-Pres.)</b>
4. Mallory Peyton	43	(2018-2021)
5. Griffin Joiner	35	(2012-2015)
Molly Johnson	35	(2007-2010)
7. Nikki Sagermann	34	(2013-2016)
Alex Martens	34	(2017-2020)
9. Brooke Marnitz	31	(2004-2007)
10. Katie Campbell	30	(2004-2007)

### Slugging Pct. (min. 200 at bats)

1. <b>Erin Coffel</b>	<b>.811</b>	<b>(2021-Pres.)</b>
2. Abbey Cheek	.678	(2016-2019)
3. Molly Johnson	.656	(2007-2010)
4. Mallory Peyton	.637	(2018-2021)
5. Alex Martens	.583	(2017-2020)
6. Brittany Cervantes	.577	(2009-2012)
7. Brooke Marnitz	.575	(2004-2007)

8. Nikki Sagermann	.523	(2013-Pres.)
9. Griffin Joiner	.519	(2012-2015)
10. Leslie Kwiatkowski	.518	(1998-2001)
Megan Yocke	.518	(2008-2011)

### Total Bases

1. Abbey Cheek	454	(2016-2019)
2. <b>Kayla Kowalik</b>	<b>452</b>	<b>(2019-Pres.)</b>
3. Molly Johnson	445	(2007-2010)
4. Leslie Kwiatkowski	420	(1998-2001)
5. Brittany Cervantes	370	(2009-2012)
6. Katie Reed	367	(2016-2019)
7. Griffin Joiner	363	(2012-2015)
8. Alex Martens	341	(2017-2020)
9. Lyndsey Angus	338	(2000-2003)
10. Lauren Johnson	335	(2018-2022)

### Stolen Bases

1. Sylver Samuel	84	(2013-2016)
2. Leslie Kwiatkowski	82	(1998-2001)
3. <b>Kayla Kowalik</b>	<b>73</b>	<b>(2019-Pres.)</b>
4. Meagan Aull	71	(2008-2011)
5. Beth Fogel	70	(1999-2002)
6. Molly Johnson	66	(2007-2010)
7. Jessica Nance	64	(2002-2005)
8. Kara Dill	57	(2010-2013)
Katie Reed	57	(2016-2019)
10. Bailey Vick	45	(2017-2020)

## FIELDING

### Fielding Pct. (min. 100 chances)

1. Jenny Schaper	.992	(2016-2019)
Griffin Joiner	.992	(2012-2015)
Megan Yocke	.992	(2008-2011)
4. Lauren Cumbess	.985	(2011-2014)
Jamie Dardis	.985	(2000-2002)
6. Maisie Steed	.984	(2013-2016)
7. Sam. DeMartine	.983	(2008-2011)
8. Lorie Horner	.982	(1997-2098)
Katie Campbell	.982	(2004-2007)
10. Alli Eckman	.981	(2005-2007)





# CAREER RECORDS

## Putouts

1. Griffin Joiner	1,557	(2012-2015)
2. Jenny Schaper	1,260	(2016-2019)
3. Megan Yocke	1,203	(2008-2011)
4. Megan Glenn	1,117	(2003-2006)
5. Maisie Steed	1,051	(2013-2016)
6. Sam. DeMartine	1,041	(2008-2011)
7. Andy Eilertson	1,038	(1999-2002)
8. Lauren Cumbess	931	(2011-2014)
9. Katie Campbell	664	(2004-2007)
10. Lyndsey Angus	662	(2000-2003)

## Assists

1. Angie Del Pozzo	552	(1999-2002)
2. Katie Reed	532	(2016-2019)
3. Christian Stokes	517	(2013-2016)
4. Molly Johnson	510	(2007-2010)
5. Abbey Cheek	486	(2016-2019)
6. Rachel Friberg	475	(2001-2004)
7. Meghan Cooper	452	(2002-2006)
8. Nikki Sagermann	450	(2013-2016)
9. Nikki Jones	416	(2000-2003)
10. Brittany Cervantes	374	(2009-2012)

## PITCHING

### Appearances

1. Kelsey Nunley	171	(2013-2016)
2. Keary Camunas	158	(1997-2000)
3. Chanda Bell	143	(2009-2012)
4. Amy Kendall	133	(2003-2006)
5. Meagan Prince	122	(2013-2017)
6. Autumn Humes	107	(2018-2021)
7. Jennifer Howland	105	(1999-2002)
8. Grace Baalman	102	(2018-2021)
9. Rachel Riley	97	(2009-2012)
10. Amber Matousek	90	(2007-2010)

### Innings Pitched

1. Kelsey Nunley	943.1	(2013-2016)
------------------	-------	-------------

2. Keary Camunas	897.2	(1997-2000)
3. Chanda Bell	724.0	(2009-2012)
4. Amy Kendall	586.0	(2003-2006)
5. Meagan Prince	525.1	(2014-2017)
6. Rachel Riley	477.1	(2009-2012)
7. Autumn Humes	477.0	(2018-2021)
8. Jennifer Howland	476.2	(1999-2002)
9. Amber Matousek	442.0	(2007-2010)
10. Grace Baalman	403.2	(2018-Pres.)

### Games Started

1. Keary Camunas	137	(1997-2000)
2. Kelsey Nunley	117	(2013-2016)
3. Chanda Bell	105	(2009-2012)
4. Amy Kendall	84	(2003-2006)
5. Amber Matousek	77	(2007-2010)
6. Jennifer Howland	74	(1999-2002)
7. Autumn Humes	74	(2018-2021)
8. Meagan Prince	73	(2014-2017)
9. Grace Baalman	62	(2018-2021)
10. Morgan Marr	61	(2000-2002)

### ERA (min. 100 IP)

1. Kelsey Nunley	1.96	(2013-2016)
2. Meagan Prince	2.37	(2014-2017)
3. Keary Camunas	2.49	(1997-2000)
4. Chanda Bell	2.55	(2009-2012)
5. Rachel Riley	2.68	(2009-2012)
6. Shannon Smith	2.75	(2014-2016)
7. Lauren Cumbess	2.83	(2011-2014)
8. Autumn Humes	2.86	(2018-2021)
9. Grace Baalman	2.93	(2018-2021)
10. Jessica Trueblood	2.99	(2006)

### Opponent Batting Avg. (min. 250 batters faced)

1. Chanda Bell	.200	(2009-2012)
2. Shannon Smith	.202	(2014-2017)
3. Kelsey Nunley	.211	(2013-2016)
4. Lauren Cumbess	.215	(2011-2014)

5. Meagan Prince	.231	(2014-2017)
6. Gretchen Prugh	.238	(2004)
7. Grace Baalman	.245	(2018-2021)
8. Keary Camunas	.247	(1997-2000)
9. Autumn Humes	.249	(2018-2021)

### Strikeouts

1. Chanda Bell	910	(2009-2012)
2. Kelsey Nunley	809	(2013-2016)
3. Keary Camunas	550	(1997-2000)
4. Meagan Prince	446	(2014-2017)
5. Autumn Humes	333	(2018-2021)
6. Amy Kendall	302	(2003-2006)
7. Grace Baalman	283	(2018-2021)
8. Rachel Riley	259	(2009-2012)
9. Lauren Cumbess	257	(2011-2014)
10. Amber Matousek	252	(2007-2010)

### Wins

1. Kelsey Nunley	92	(2013-2016)
2. Chanda Bell	68	(2009-2012)
3. Meagan Prince	63	(2014-2017)
4. Keary Camunas	54	(1997-2000)
5. Autumn Humes	51	(2018-2021)
5. Rachel Riley	40	(2009-2012)
6. Grace Baalman	39	(2018-2021)
7. Amy Kendall	31	(2003-2006)
8. Lauren Cumbess	29	(2011-2014)
Morgan Marr	29	(2000-2002)
10. Amber Matousek	28	(2007-2010)

### Saves

1. Kelsey Nunley	9	(2013-2016)
Meagan Prince	9	(2014-2017)
3. Chanda Bell	6	(2009-2012)
4. Keary Camunas	5	(1997-2000)



Chanda Bell



Lauren Cumbess



Rachel Riley



# SINGLE SEASON RECORDS

## Games Played

1. Joiner/Stokes/Sagermann/Samuel	69	(2014)
2. Lauren Cumbess	67	(2014)
Tiffany Kruse	67	(1999)
Leslie Kwiatkowski	67	(1999)
3. Jennifer Howland	66	(1999)
4. Andy Eilertson	65	(2000)
Nikki Jones	65	(2000)
Tiffany Kruse	65	(2000)
5. Leslie Kwiatkowski	64	(2000)

5. Lauren Cumbess	203	(2014)
6. Kara Dill	202	(2012)
Kayla Kowalik	202	(2021)
7. Jennifer Howland	201	(1999)
Leslie Kwiatkowski	201	(2000)
Lauren Cumbess	201	(2013)
10. Tiffany Kruse	199	(2000)

## Hits

1. Kayla Kowalik	100	(2021)
2. Molly Johnson	81	(2009)
3. Leslie Kwiatkowski	80	(2000)
4. Leslie Kwiatkowski	77	(1999)
5. Kayla Kowalik	76	(2022)
7. Tiffany Kruse	72	(1999)
8. Katie Reed	71	(2017)
Kara Dill	71	(2012)
Nikki Jones	71	(2003)
Leslie Kwiatkowski	71	(1998)

## Doubles

1. Molly Johnson	20	(2008)
2. Tiffany Kruse	16	(2000)
Leslie Kwiatkowski	16	(2001)
Katie Reed	16	(2019)
4. Brittany Cervantes	15	(2012)
Mallory Peyton	15	(2021)
5. Griffin Joiner	14	(2013)
Molly Johnson	14	(2009)
Lauren Johnson	14	(2019)
8. Christian Stokes	13	(2014)
Lyndsey Angus	13	(2002)
Alex Martens	13	(2017)
Jenny Schaper	13	(2019)
Abbey Cheek	13	(2019)

## Triples

1. Kayla Kowalik	8	(2020)**
2. Tiffany Kruse	7	(2000)
3. Kayla Kowalik	6	(2021)
Angie Del Pozzo	6	(2001)
Leslie Kwiatkowski	6	(2000)
Leslie Kwiatkowski	6	(1998)
5. Kara Dill	5	(2012)
Nikki Jones	5	(2003)
Tiffany Kruse	5	(1999)
Megan Yocke	5	(2009)
Kayla Kowalik	5	(2019)

## Home Runs

1. Brooke Marnitz	21	(2007)
2. Abbey Cheek	20	(2019)
Erin Coffel	20	(2022)
3. Abbey Cheek	18	(2018)
4. Erin Coffel	16	(2021)
5. Brittany Cervantes	15	(2011)
Renee Abernathy	15	(2022)
6. Renee Abernathy	13	(2021)
Nikki Sagermann	13	(2014)
Brittany Cervantes	13	(2012)
Molly Johnson	13	(2010)
Lauren Cumbess	13	(2013)
Alex Martens	13	(2019)
Mallory Peyton	13	(2019)
7. Kayla Kowalik	12	(2021)
Mallory Peyton	12	(2021)
Abbey Cheek	12	(2017)
Katie Campbell	12	(2007)
Amber Janneck	12	(2004)
Jenny Schaper	12	(2019)
8. Alex Martens	11	(2020)**
Griffin Joiner	11	(2015)
Megan Yocke	11	(2011)
9. Griffin Joiner	10	(2013, 2014)
Lauren Cumbess	10	(2014)
Meagan Aull	10	(2011)
Brittany Cervantes	10	(2010)
Brittany Cervantes	10	(2009)
Samantha DeMartine	10	(2011)
Abbey Cheek	10	(2016)
Taylor Ebbs	10	(2022)

## Runs Batted In

1. Erin Coffel	68	(2022)
2. Alex Martens	66	(2019)
3. Brooke Marnitz	61	(2007)
4. Abbey Cheek	56	(2018)
Erin Coffel	56	(2021)
5. Abbey Cheek	53	(2019)
6. Brittany Cervantes	52	(2011)
Abbey Cheek	52	(2016)
7. Renee Abernathy	51	(2022)
8. Leslie Kwiatkowski	50	(2000)
Mallory Peyton	50	(2021)
10. Nikki Sagermann	49	(2014)
10. Renee Abernathy	48	(2021)

## HITTING

### Batting Average

1. Bailey Vick	.571	(2020)**
2. Alex Martens	.507	(2020)**
3. Kayla Kowalik	.495	(2021)
4. Nikki Jones	.442	(2002)
5. Molly Johnson	.433	(2009)
6. Abbey Cheek	.428	(2019)
7. Erin Coffel	.423	(2022)
8. Rylea Smith	.420	(2020)**
8. Kayla Kowalik	.420	(2022)
9. Molly Johnson	.401	(2008)
10. Brooke Marnitz	.399	(2007)
11. Leslie Kwiatkowski	.398	(2000)
12. Nikki Jones	.388	(2003)
13. Lyndsey Angus	.384	(2003)
14. Mallory Peyton	.379	(2020)**
15. Kara Dill	.377	(2011)
16. Molly Johnson	.375	(2010)

### At-Bats

1. Nikki Jones	212	(2000)
2. Tiffany Kruse	208	(1999)
3. Leslie Kwiatkowski	207	(1999)
4. Leslie Kwiatkowski	206	(1998)



**Abbey Cheek**



# SINGLE SEASON RECORDS

## Runs Scored

1. Kayla Kowalik	77	(2021)
2. Kayla Kowalik	57	(2022)
3. Brittany Cervantes	55	(2011)
4. Abbey Cheek	54	(2019)
5. Molly Johnson	53	(2009)
Lauren Johnson	53	(2022)
6. Kayla Kowalik	49	(2019)
7. Molly Johnson	48	(2010)
8. Megan Yocke	47	(2011)
Erin Coffel	47	(2021)
9. Katie Reed	45	(2018)
10. Kara Dill	44	(2011)
Erin Coffel	44	(2022)

## Total Bases

1. Kayla Kowalik	159	(2021)
2. Erin Coffel	143	(2022)
3. Abbey Cheek	138	(2019)
4. Brooke Marnitz	137	(2007)
5. Molly Johnson	130	(2009)
6. Molly Johnson	125	(2010)
7. Erin Coffel	118	(2021)
8. Leslie Kwiatkowski	117	(1999)
9. Lauren Cumbess	116	(2013)
10. Leslie Kwiatkowski	115	(2000)
Abbey Cheek	115	(2018)

## On-Base Pct.

1. Bailey Vick	.630	(2020)**
2. Abbey Cheek	.602	(2019)
3. Alex Martens	.589	(2020)**
4. Kayla Kowalik	.554	(2021)
5. Mallory Peyton	.517	(2020)**
6. Molly Johnson	.498	(2009)
Erin Coffel	.498	(2022)
7. Brittany Cervantes	.490	(2011)
8. Megan Yocke	.483	(2011)
9. Kayla Kowalik	.482	(2022)
10. Lyndsey Angus	.478	(2003)
11. Molly Johnson	.472	(2008)
12. Nikki Jones	.466	(2002)
13. Brooke Marnitz	.454	(2007)
14. Griffin Joiner	.451	(2014)
15. Molly Johnson	.450	(2010)
Erin Coffel	.450	(2021)

## Slugging Pct.

1. Alex Martens	.987	(2020)**
2. Mallory Peyton	.970	(2020)**
3. Abbey Cheek	.908	(2019)
4. Brooke Marnitz	.895	(2007)
5. Erin Coffel	.871	(2022)
6. Kayla Kowalik	.787	(2021)
7. Abbey Cheek	.701	(2018)
Renee Abernathy	.701	(2022)
8. Molly Johnson	.695	(2009)
9. Molly Johnson	.679	(2010)
10. Brittany Cervantes	.677	(2011)
11. Molly Johnson	.669	(2008)
12. Katie Campbell	.640	(2007)

13. Becky Bishop	.632	(2007)
------------------	------	--------

## Sacrifice Hits

1. Beth Fogle	13	(2001)
Megan Yocke	13	(2009)
3. Lorie Melchi	12	(2003)
Megan Yocke	12	(2010)
Katie Reed	12	(2018)
5. Sarah Rainwater	11	(2017)
Sylver Samuel	11	(2013, 2014)
Michelle Bucci	11	(1997)
Beth Fogle	11	(2000)
Jennifer Howland	11	(1999)
Stephanie Thompson	11	(1998)
Megan Yocke	11	(2008)

## Sacrifice Flies

1. Tatum Spangler	6	(2021)
2. Erin Coffel	5	(2022)
Alice O'Brien	5	(2013)
Renee Abernathy	5	(2021)
4. Nikki Sagermann	4	(2014)
Lyndsey Angus	4	(2000)
Rachel Friberg	4	(2002)
Brooke Marnitz	4	(2004)
Mallory Peyton	4	(2021)

## Stolen Bases

1. Beth Fogle	34	(1999)
2. Leslie Kwiatkowski	28	(2000)
3. Meagan Aull	26	(2009)
4. Molly Johnson	24	(2009)
5. Sylver Samuel	23	(2016)
Kayla Kowalik	23	(2021)
7. Leslie Kwiatkowski	22	(1999)
8. Sylver Samuel	21	(2013)
Kara Dill	21	(2012)
Jessica Nance	21	(2004)
11. Sylver Samuel	20	(2014, 2015)
Kara Dill	20	(2011)
Molly Johnson	20	(2010)

## Walks

1. Abbey Cheek	64	(2019)
2. Brittany Cervantes	48	(2011)
3. Griffin Joiner	47	(2014)
Megan Yocke	47	(2011)
5. Griffin Joiner	36	(2015)
6. Nikki Sagermann	35	(2016)
7. Maisie Steed	34	(2013)
8. Brittany Cervantes	33	(2012)
9. Griffin Joiner	32	(2015)
10. Brooke Marnitz	31	(2006)

## Hit by Pitch

1. Meghan Cooper	16	(2006)
2. Ansley Smith	15	(2014)
Erin Coffel	15	(2021)
4. Emily Gaines	13	(2014)
Mallory Peyton	13	(2019)
6. Griffin Joiner	12	(2012)

7. Renee Abernathy	10	(2021)
Molly Johnson	10	(2008)
Molly Johnson	10	(2009)
Molly Johnson	10	(2010)
Mallory Peyton	10	(2020)**
12. Ansley Smith	9	(2015)
Meagan Aull	9	(2009)
Samantha DeMartine	9	(2011)
Amber Janneck	9	(2005)
Leslie Kwiatkowski	9	(2001)

## FIELDING

### Putouts

1. Griffin Joiner	442	(2014)
2. Jenny Schaper	399	(2016)
3. Griffin Joiner	390	(2012)
4. Jamie Dardis	382	(2000)
Griffin Joiner	382	(2015)
6. Megan Yocke	369	(2010)
7. Megan Glenn	366	(2006)
8. Samantha DeMartine	363	(2009)

### Assists

1. Christian Stokes	167	(2014)
Angie Dal Pozzo	167	(2001)
3. Katie Reed	158	(2018)
4. Abbey Cheek	155	(2018)
5. Abbey Cheek	152	(2017)
6. Lindsay Houser	148	(1998)
7. Angie Dal Pozzo	143	(1999)
Molly Johnson	143	(2009)
9. Nikki Sagermann	141	(2014)
Katie Reed	141	(2017)

### Fielding Pct.

1. Griffin Joiner	1.000	(2015)
Emily Jolly	1.000	(2014)
Maisie Steed	1.000	(2014)
Meagan Aull	1.000	(2009)
Michelle Bucci	1.000	(1999)
Beth Fogle	1.000	(2002)
Jennifer Howland	1.000	(2001)
7. Griffin Joiner	.998	(2014)
8. Megan Yocke	.997	(2011)
Megan Yocke	.997	(2009)
Jenny Schaper	.997	(2017)

## PITCHING

### ERA (min. 10 appearances)

1. Kelsey Nunley	1.27	(2016)
2. Keary Camunas	1.68	(2000)
3. Meagan Prince	1.85	(2016)
4. Kelsey Nunley	1.88	(2014)
5. Erin Rethlake	1.95	(2017)
6. Lauren Cumbess	1.99	(2011)
7. Meagan Prince	1.82	(2017)
8. Lauren Cumbess	2.07	(2014)
9. Kelsey Nunley	2.14	(2013)
10. Chanda Bell	2.24	(2011)

### Win-loss pct. (min. 10 appearances)



# SINGLE SEASON RECORDS

1. Shannon Smith	1.000 (3-0)	(2016)
2. Ellen Weaver	.857 (6-1)	(2011)
3. Kelsey Nunley	.777 (21-6)	(2016)
Meagan Prince	.777 (21-6)	(2016)
5. Lauren Cumbess	.750 (6-2)	(2011)
6. Lauren Cumbess	.731 (30-11)	(2014)
7. Kelsey Nunley	.731 (30-11)	(2014)
8. Rachel Riley	.722 (13-5)	(2011)
9. Kelsey Nunley	.711 (27-11)	(2013)
10. Meagan Prince	.700 (21-9)	(2017)

2. Kelsey Nunley	36	(2014)
Keary Camunas	36	(2000)
4. Chanda Bell	34	(2010)
Keary Camunas	34	(1999)
6. Amy Kendall	32	(2003)
7. Morgan Marr	31	(2001)
8. Kelsey Nunley	30	(2015)
Keary Camunas	30	(1997)
Autumn Humes	30	(2021)

## Wins

1. Kelsey Nunley	30	(2014)
2. Kelsey Nunley	27	(2013)
3. Autumn Humes	22	(2021)
4. Meagan Prince	21	(2017)
Kelsey Nunley	21	(2016)
Meagan Prince	21	(2016)
Chanda Bell	19	(2009)
Keary Camunas	19	(2000)
9. Chanda Bell	18	(2010)
10. Morgan Marr	17	(2001)

## Complete Games

1. Keary Camunas	33	(1998)
2. Kelsey Nunley	31	(2014)
3. Amy Kendall	29	(2003)
Keary Camunas	28	(2000)
5. Chanda Bell	26	(2010)
Keary Camunas	26	(1999)
Amber Matousek	26	(2008)
8. Jessica Trueblood	25	(2006)
Kelsey Nunley	25	(2013)
10. Keary Camunas	23	(1997)
Morgan Marr	23	(2001)

## Saves

1. Meagan Prince	5	(2017)
Kelsey Nunley	5	(2015)
3. Chanda Bell	4	(2012)
Keary Camunas	4	(1999)
Jessica Trueblood	4	(2006)
5. Kelsey Nunley	2	(2013)
Meghan Cooper	2	(2002)
Jennifer Young	2	(2007)
Meagan Prince	2	(2016)
Autumn Humes	2	(2019)
Autumn Humes	2	(2021)
Grace Baalman	2	(2021)

## Shutouts

1. Keary Camunas	9	(2000)
2. Kelsey Nunley	7	(2014)
Kelsey Nunley	7	(2016)
Chanda Bell	7	(2011)
4. Keary Camunas	6	(1998)
5. Rachel Riley	5	(2010)
Meagan Prince	5	(2016)
6. Kelsey Nunley	4	(2015)
Chanda Bell	4	(2010)
Keary Camunas	4	(1999)
Jennifer Howland	4	(2000)
Rachel Riley	4	(2011)
Grace Baalman	4	(2019)
Autumn Humes	4	(2021)

## Innings Pitched

1. Kelsey Nunley	282.1	(2014)
2. Kelsey Nunley	268.2	(2013)
3. Keary Camunas	251.1	(1998)
4. Amy Kendall	229.0	(2003)
5. Keary Camunas	226.2	(1999)
6. Keary Camunas	225.2	(2000)
7. Chanda Bell	219.1	(2010)
8. Kelsey Nunley	211.0	(2015)
9. Morgan Marr	195.2	(2001)
10. Keary Camunas	194.0	(1997)

## Strikeouts

1. Chanda Bell	288	(2010)
2. Kelsey Nunley	219	(2014)
3. Chanda Bell	216	(2009)
4. Chanda Bell	205	(2011)
5. Kelsey Nunley	203	(2016)
6. Chanda Bell	201	(2012)
7. Kelsey Nunley	194	(2015)
8. Kelsey Nunley	193	(2013)
9. Meagan Prince	175	(2017)
10. Keary Camunas	164	(1999)

## Appearances

1. Samantha Allen	49	(2005)
2. Kelsey Nunley	47	(2013)
3. Kelsey Nunley	45	(2014)
4. Keary Camunas	43	(1999)
5. Kelsey Nunley	42	(2015)
6. Autumn Humes	41	(2021)
Keary Camunas	41	(2000)
Meagan Prince	41	(2017)
9. Keary Camunas	40	(1998)
Amy Kendall	40	(2003)

## Opponent Batting Avg. (min. 200 at-bats)

1. Chanda Bell	.175	(2011)
2. Kelsey Nunley	.178	(2016)
3. Lauren Cumbess	.193	(2012)
4. Erin Rethlake	.197	(2017)
5. Chanda Bell	.200	(2010)

\*\* = 24-game season due to COVID-19



**Keary Camunas**



**Jessica Trueblood**



# GAME RECORDS

## HITTING

### At-bats

6	Christian Stokes	vs. South Carolina	4/18/15
	Lauren Cumbess	at Ole Miss	4/13/14
	Kara Dill	at USC Upstate	2/24/13
	Nikki Jones	vs. Arkansas	4/27/03
	Jackie Haynes	vs. Middle Tennessee State	4/1/97
	Michelle Buccini	vs. Middle Tennessee State	4/1/97
	Jacki Haynes	vs. Mississippi State	4/11/97

### Runs Scored

5	Kayla Kowalik	vs. NC Central	2/20/21
---	---------------	----------------	---------

### Hits

5	Bailey Vick	vs. Georgia Tech	2/21/20
	Christian Stokes	vs. Long Beach State	2/19/15
	Beth Fogle	vs. Morehead State	3/5/02

### RBI

6	Erin Coffel	vs. Jacksonville	2/24/22
	Renee Abernathy	vs. Auburn	3/25/22
	Erin Coffel	vs. Tennessee	4/3/21
	Erin Coffel	vs. New Mexico State	2/26/21
	Alex Martens	vs. Texas A&M	3/7/20
	Katie Reed	vs. Mississippi State	3/15/19
	Nikki Sagermann	at Alabama	5/5/13
	Griffin Joiner	vs. UNC	3/12/13
	Leslie Kwiatkowski	vs. Eastern Kentucky	3/1/00
	Brooke Marnitz	vs. Southern Miss.	2/10/07
	Rachel Riley	at Austin Peay	4/6/11

### Doubles

3	Christian Stokes	vs. South Carolina	4/18/15
	Molly Johnson	vs. Indiana	4/1/08
	Emily Jolly	vs. DePaul	2/12/11

### Triples

3	Meghan Cooper	vs. Kent State	2/17/06
---	---------------	----------------	---------

### Home Runs

2 (49 times)	Last: Erin Coffel	vs. St. Louis	3/14/23
--------------	-------------------	---------------	---------

### Total Bases

11	Kayla Kowalik	vs. NC Central	2/21/20
----	---------------	----------------	---------

### Walks

4 (4 times)	Last: Abbey Cheek	at Alabama	4/28/19
-------------	-------------------	------------	---------

### Strikeouts

4 (8 times)	Last: Emily Gaines	vs. DePaul	5/18/14
-------------	--------------------	------------	---------

### Sacrifice Hits

2 (45 times)	Last: Bailey Vick	vs. Liberty	2/7/20
--------------	-------------------	-------------	--------

### Sacrifice Flies

2	Abbey Cheek	at Georgia	3/18/17
---	-------------	------------	---------

### Stolen Bases

4	Bailey Vick	vs. Bradley	2/24/18
	Erin Rethlake	vs. Drexel	3/10/17
	Meagan Aull	vs. Kent State	3/24/09

## Hit By Pitch

3	Ashley Dimkich	vs. Youngstown State	3/4/06
---	----------------	----------------------	--------

## FIELDING

### Putouts

21	Megan Yocke	vs. Tennessee Tech	4/16/11
----	-------------	--------------------	---------

### Assists

9	Amber Janneck	vs. Eastern Kentucky	4/6/05
	Amber Janneck	vs. Western Kentucky	4/13/05
	Molly Johnson	vs. Florida	4/11/09
	Angie Dal Pozzo	vs. Louisville	4/18/01

### Errors

4	Brooke Marnitz	vs. Alabama	3/21/04
	Nikki Jones	vs. Morehead State	3/5/02
	Angie Dal Pozzo	vs. Texas-San Antonio	2/10/01
	Meredith Seales	vs. UNC Greensboro	2/22/97

### Passed Balls

4	Alli Eckman	vs. Ole Miss	3/12/05
---	-------------	--------------	---------

## PITCHING

### Innings Pitched

11.1	Autumn Humes	at Auburn	3/24/18
------	--------------	-----------	---------

### Fewest Hits Allowed

0	22 Times	Last: Stephanie Schoonover	vs. North Texas	2/18/23
---	----------	----------------------------	-----------------	---------

### Perfect Game

	Chanda Bell	at Austin Peay (Game 1)	4/6/11
	Rachel Riley	at Austin Peay (Game 2)	4/6/11

### Runs Allowed

16	Lorie Horner	vs. Alabama	3/21/98
	Jennifer Young	vs. Indiana	4/1/08

### Earned Runs Allowed

13	Amber Matousek	vs. Alabama	3/22/08
	Amber Matousek	vs. LSU	4/9/08

### Walks Allowed

9	Jennifer Young	vs. Indiana	4/1/08
---	----------------	-------------	--------

### Strikeouts

18	Stephanie Schoonover	vs. North Texas	2/18/23
----	----------------------	-----------------	---------

### Hits Allowed

18	Lorie Horner	vs. Alabama	3/21/98
18	Rachel Riley	at Georgia	4/10/11

### Doubles Allowed

8	Jennifer Howland	vs. Akron	3/9/01
---	------------------	-----------	--------

### Triples Allowed

2	Samantha Allen	vs. Cal-Poly	2/12/05
	Jennifer Howland	vs. Georgia	3/7/01
	Lorie Horner	vs. Missouri	2/15/97

### Home Runs Allowed

6	Amber Matousek	vs. Alabama	3/22/08
---	----------------	-------------	---------







# TEAM RECORDS

## TEAM RECORDS-GAME

### Hitting

At Bats: .....	43	..... at Ole Miss .....	4/13/14
Runs Scored: .....	23	..... vs. UC Santa Barbara .....	2/18/22
Hits: .....	20	..... vs. UC Santa Barbara .....	2/18/22
Doubles: .....	6	..... twice, last at Miami (OH) .....	3/17/09
Triples: .....	4	..... vs. Louisville .....	4/10/02
Home Runs: .....	6	..... at Tennessee .....	4/27/18
RBI: .....	23	..... vs. UC Santa Barbara .....	2/18/22
Total Bases: .....	38	..... vs. UC Santa Barbara .....	2/18/22
Walks: .....	13	..... vs. Indiana .....	3/2/08
Strikeouts: .....	18	..... vs. WKU .....	4/23/15
Stolen Bases: .....	8	..... Samford/Bradley .. 3/20/99   2/23/18	

### Fielding

Putouts: .....	33	..... 5x, last vs. South Carolina .....	4/18/15
Assists: .....	25	..... at South Carolina .....	5/2/09
Errors: .....	7	..... vs. Texas-San Antonio .....	2/10/01
Double Plays: .....	3	..... seven times, last vs. SIU .....	2/13/15

### Pitching

Innings Pitched: .....	13.0	..... at Alabama .....	4/28/19
<b>Runs Allowed: .....</b>	<b>18</b>	<b>..... last vs. Oklahoma .....</b>	<b>3/2/23</b>
<b>Earned Runs Allowed: ...</b>	<b>18</b>	<b>..... last vs. Oklahoma .....</b>	<b>3/2/23</b>
Hits Allowed: .....	19	..... vs. Arkansas .....	3/31/07
<b>Fewest Hits Allowed: ....</b>	<b>0</b>	<b>..... 22x, last vs. North Texas .....</b>	<b>2/24/23</b>
Doubles Allowed: .....	8	..... vs. Akron .....	3/9/01
Triples Allowed: .....	3	..... vs. Georgia .....	3/7/01
Home Runs Allowed: ....	6	..... 2x, last vs. Oklahoma .....	3/23/22
Walks Allowed: .....	9	..... 4x, last at Alabama .....	5/4/13
Strikeouts: .....	20	..... vs. Tennessee Tech .....	4/16/11

## TEAM RECORDS-SEASON

### Hitting

Batting Average: .....	.305	..... 2019
At Bats: .....	1,797	..... 2014
Runs Scored: .....	381	..... 2019
Hits: .....	477	..... 2000
Doubles: .....	94	..... 2019
Triples: .....	18	..... 2000, 2001, 2002
Home Runs: .....	71	..... 2014, 2019
RBI: .....	346	..... 2019
Total Bases: .....	810	..... 2019
Walks: .....	227	..... 2019
Strikeouts: .....	426	..... 2004
Stolen Bases: .....	89	..... 1999

### Fielding

Fielding Percentage: .....	(.976)	..... 2018
Putouts: .....	1,455	..... 2014
Assists: .....	673	..... 2001
Errors: .....	131	..... 1997
Double Plays: .....	32	..... 2002

### Pitching

Lowest ERA: .....	1.71	..... 2016
Lowest Opponents Batting Average: .....	.191	..... 2016
Innings Pitched: .....	485.0	..... 2014
Runs Allowed: .....	333	..... 2005
Fewest Runs Allowed: .....	130	..... 2016
Earned Runs Allowed: .....	253	..... 2005
Fewest Earned Runs Allowed: .....	98	..... 2016
Hits Allowed: .....	523	..... 2005
Fewest Hits Allowed: .....	250	..... 2016
Doubles Allowed: .....	101	..... 2003
Fewest Doubles Allowed: .....	44	..... 2016
Triples Allowed: .....	16	..... 1997
Fewest Triples Allowed: .....	2	..... 2004
Home Runs Allowed: .....	58	..... 2008
Fewest Home Runs Allowed: .....	10	..... 1997
Walks Allowed: .....	182	..... 2013
Fewest Walks Allowed: .....	93	..... 1997
Strikeouts: .....	403	..... 2014
Shutouts: .....	16	..... 2000

## TEAM RECORDS-SEASON

Games played .....	69	..... 2014
Wins .....	50	..... 2014
Losses .....	44	..... 1997 & 1999
Highest winning percentage .....	.781 (43-12)	..... 2016
Lowest winning percentage .....	.185 (10-44)	..... 1997
Seasons team fielded .....	25	..... (first in 1997)
Winning seasons .....	15	..... (last in 2021)
Losing seasons .....	11	..... (last in 2008)
First tie .....	UK 2, Texas-Arlington 2	..... (2/15/04)
Longest coaching tenure .....	Rachel Lawson, 14 yrs	..... (2008-Pres.)
.....	Beth Pruitt, 8 yrs	..... (1997-2004)

Consecutive losses .....	21	..... 3/15/03 - 4/13/03
<b>Consecutive wins .....</b>	<b>19</b>	<b>..... 2/12/21 - 3/7/21</b>
Consecutive shutout wins: .....	4	..... 2/20/16 - 2/27/16
Consecutive shutout losses: .....	6	..... 3/29/06-4/2/06
Consecutive games without an error: ....	6	..... 3/6/15 - 3/15/15
Extra-inning games: .....	10	..... 2014
Extra-inning wins: .....	8	..... 2014
Consecutive games with a stolen base: .....	16	..... 2/17/02-3/17/02
Consecutive games with a double: .....	12	..... 3/16/02-4/6/02
Consecutive games without extra-base hit: .....	5	..... 3/9/97-3/12/97
Most Combined Runs in a Game: .....	29	..... (4/1/08 Indiana 16, UK 13)
Largest Margin of Victory: .....	22	..... 2/29/20 vs. Detroit Mercy



# SINGLE SEASON RECORDS BY CLASS

## HITTING

### Batting Average

Senior	Abbey Cheek	.428	2019
Junior	Kayla Kowalik	.495	2021
Soph.	Erin Coffel	.420	2022
Fresh.	Natalie Smith	.370	2007

(2020 not included, COVID-19)

### Hits

Senior	Kayla Kowalik	76	2022
Junior	Kayla Kowalik	100	2021
Soph.	Leslie Kwiatkowski	77	1999
Fresh.	Leslie Kwiatkowski	71	1998

### Doubles

Senior	Kwiatkowski/Reed	16	2001/19
Junior	Tiffany Kruse	16	2000
Soph.	Molly Johnson	20	2008
Fresh.	Alex Martens	13	2017

### Triples

Junior	Nikki Jones	5	2003
Junior	Tiffany Kruse	7	2000
Soph.	Kayla Kowalik	8	2020
Fresh.	Leslie Kwiatkowski	6	1998

### Home Runs

Senior	Brooke Marnitz	21	2007
Junior	Abbey Cheek	18	2018
Soph.	Erin Coffel	20	2022
Fresh.	Erin Coffel	16	2021

### Runs Batted In

Senior	Brooke Marnitz	61	2007
Junior	Alex Martens	66	2019
Soph.	Erin Coffel	68	2022
Fresh.	Erin Coffel	56	2021

### Runs Scored

Senior	Kayla Kowalik	57	2022
Junior	Kayla Kowalik	77	2021
Soph.	Kara Dill	44	2011
Fresh.	Kayla Kowalik	49	2019

### Total Bases

Senior	Abbey Cheek	138	2019
Junior	Kayla Kowalik	159	2021
Soph.	Erin Coffel	142	2022
Fresh.	Erin Coffel	118	2021

### On Base Pct.

Senior	Abbey Cheek	.602	2019
Junior	Kayla Kowalik	.554	2021
Soph.	Molly Johnson	.472	2008
Fresh.	Erin Coffel	.450	2021

(2020 not included, COVID-19)

### Slugging Pct.

Senior	Abbey Cheek	.908	2019
Junior	Kayla Kowalik	.787	2021
Soph.	Erin Coffel	.871	2022
Fresh.	Erin Coffel	.663	2021

### Sacrifice Hits

Senior	Tiffany Kruse	9	2001
Junior	Beth Fogle	13	2001

Soph.	Megan Yocke	13	2009
Fresh.	Lorie Melchi	12	2003

### Sacrifice Flies

Senior	Alice O'Brien	5	2013
Junior	Tatum Spangler	5	2021
Soph.	Erin Coffel	5	2022
Fresh.	Lyndsey Angus	4	2000
	Brooke Marnitz	4	2004

### Stolen Bases

Senior	Sylvester Samuel	23	2016
Junior	Leslie Kwiatkowski	28	2000
Soph.	Meagan Aull	26	2009
Fresh.	Beth Fogle	34	1999

### Walks

Senior	Abbey Cheek	64	2019
Junior	Brittany Cervantes	48	2011
Soph.	Ansley Smith	30	2014
Fresh.	Maisie Steed	44	2013

### Hit by Pitch

Senior	Meghan Cooper	16	2006
Junior	Molly Johnson	10	2009
Soph.	Ansley Smith	15	2014
Fresh.	Erin Coffel	15	2021

## FIELDING

### Putouts

Senior	Maisie Steed	385	2016
Junior	Griffin Joiner	442	2014
Soph.	Griffin Joiner	343	2013
Fresh.	Jenny Schaper	399	2016

### Assists

Senior	Molly Johnson	131	2010
Junior	Angie Dal Pozzo	167	2001
Soph.	Christian Stokes	167	2014
Fresh.	Angie Dal Pozzo	143	1999

### Fielding Pct.

Senior	Griffin Joiner	1.000	2015
	Beth Fogle	1.000	2002
Junior	Michelle Bucci	1.000	1999
	Jennifer Howland	1.000	2001
Soph.	Meagan Aull	1.000	2009
Fresh.	Jenny Schaper	.993	2016

## PITCHING

### ERA (min. 10 appearances)

Senior	Kelsey Nunley	1.27	2016
Junior	Meagan Prince	1.85	2016
Soph.	Kelsey Nunley	1.88	2014
Fresh.	Lauren Cumbess	1.99	2011

### Win-loss pct. (min. 10 appearances)

Senior	Lauren Cumbess	.909 (10-1)	2014
Junior	Meagan Prince	.778 (21-6)	2016
Soph.	Kelsey Nunley	.731 (30-11)	2014
Fresh.	Ellen Weaver	.857 (6-1)	2011

### Wins

Senior	Kelsey Nunley	21	2016
Junior	Meagan Prince	21	2016
Soph.	Kelsey Nunley	30	2014
Fresh.	Kelsey Nunley	27	2013

### Appearances

Senior	Keary Camunas	41	2000
Junior	Keary Camunas	43	1999
Soph.	Kelsey Nunley	45	2014
Fresh.	Samantha Allen	49	2005

### Games Started

Senior	Keary Camunas	36	2000
Junior	Keary Camunas	34	1999
Soph.	Kelsey Nunley	36	2014
Fresh.	Amy Kendall	32	2003

### Complete Games

Senior	Keary Camunas	28	2000
Junior	Keary Camunas	26	1999
Soph.	Keary Camunas	33	1998
Fresh.	Amy Kendall	29	2003

### Shutouts

Senior	Keary Camunas	9	2000
Junior	Chanda Bell	7	2011
Soph.	Kelsey Nunley	7	2014
Fresh.	Chanda Bell	3	2009
	Lauren Cumbess	3	2011
	Kelsey Nunley	3	2013

### Strikeouts

Senior	Kelsey Nunley	203	2016
Junior	Chanda Bell	205	2011
Soph.	Chanda Bell	288	2010
Fresh.	Chanda Bell	216	2009

### Opponent Batting Avg. (min. 200 AB)

Senior	Kelsey Nunley	.178	2016
Junior	Chanda Bell	.175	2011
Soph.	Lauren Cumbess	.193	2012
Fresh.	Lauren Cumbess	.201	2011

(2020 not included, COVID-19)





# LETTERWINNERS

**A**

Becky Abner .....	2003
Renee Abernathy.....	2019-2022
Jessica Adkins .....	2009-10
Amanda Allen .....	2012
Samantha Allen .....	2005-07
Macy Allen.....	2009-12
Amy Anderson.....	1998
Elie Anderson .....	2004
Haley Andrus.....	2015-16
Lyndsey Angus.....	2000-03
Meagan Aull .....	2008-11

**B**

Grace Baalman .....	2018-2021
Jaci Babbs.....	2019-2022
Chanda Bell.....	2009-12
Becky Bishop .....	2007
Brynlee Bigelow.....	2017
Emmy Blane.....	2020-2022
<b>Jenna Blanton.....</b>	<b>2021-Pres.</b>
Colleen Boddy .....	1999-2000
Emma Boitnott .....	2020-2022
<b>Lauryn Borzilleri .....</b>	<b>2023-Pres.</b>
Brook Bowman.....	2002-04
Maclai Branson.....	2019
Lindsay Brogdon.....	2006-08
Megan Brooks.....	2002-04
Amanda Brown.....	2002
Michelle Bucci .....	1997-2000

**C**

Keary Camunas.....	1997-2000
Katie Campbell .....	2004-07
Ginny Carroll.....	2011-14
Brittany Cervantes.....	2009-12
Abbey Cheek .....	2016-19
Kristen Cochran.....	2005
<b>Erin Coffel .....</b>	<b>2021-Pres.</b>
Megan Cooper.....	2002-06
Kennedy Cowden .....	2019
Lauren Cumbess.....	2011-14
Aimee Currier .....	2009

**D**

Angie Dal Pozzo .....	1999-2002
Jamie Dardis .....	2000-02
Gabi Deters.....	2020
Samantha DeMartine .....	2008-11
Sandi Dengler .....	1999-2002
Kara Dill .....	2010-13
Ashley Dimkich .....	2005-08

**E**

<b>Taylor Ebbs.....</b>	<b>2021-Pres.</b>
Alli Eckman .....	2005-07
Andrea Eilertson.....	1999-2002
Jackie Elston .....	1998
<b>Ella Emmert.....</b>	<b>2021-Pres.</b>

**F**

Elizabeth Fadde .....	2006-07
Ashley Fertic .....	2004-07
Gina Florence .....	2004-07
Beth Fogle .....	1999-2002
Bethany Foster .....	1999
Sarah Frazer.....	2011-14
Rachel Friberg.....	2001-04
<b>Victoria Fragoso .....</b>	<b>2021-Pres.</b>

**G**

Emily Gaines.....	2011-14
Tekiya Garr-Carter.....	2019-2020
<b>Sloan Gayan .....</b>	<b>2020-Pres.</b>
Whitney Glass.....	1999
Megan Glenn.....	2003-06
Crystal Grace .....	1997-98
Lindsay Griggs.....	2012
Ashleigh Gustafson.....	2009-12

**H**

<b>Karissa Hamilton .....</b>	<b>2022-Pres.</b>
<b>Izzy Harrison.....</b>	<b>2021-Pres.</b>
<b>Meeko Harrison.....</b>	<b>2021-Pres.</b>
Jacki Haynes .....	1997-98
<b>Taylor Hess.....</b>	<b>2023-Pres.</b>
Katie Henderson.....	2013
Kelsee Henson .....	2016-19
Brooklin Hinz .....	2015-18
Lorie Horner .....	1997-98
Lindsay Houser.....	1997-98
Kara Howard.....	2012-15
Jennifer Howland .....	1999-2002
Hannah Huffman.....	2016-18
Autumn Humes .....	2018-2021

**J**

Amber Janneck.....	2004-05
Allie Jest.....	2009
Lauren Johnson .....	2018-2022
Kalia Johnson.....	2017-2018
Molly Johnson .....	2007-10
Griffin Joiner .....	2012-15
Emily Jolly .....	2011-14
Megan Jolly .....	2007-08
Nikki Jones.....	2000-03

**K**

Madison Kearschner.....	2016-2017
Amy Kendall .....	2003-06
Callie Kovacs.....	2004-05
<b>Kayla Kowalik .....</b>	<b>2019-Pres.</b>
Tiffany Kruse.....	1998-2001
Leslie Kwiatkowski.....	1998-2001

**L**

<b>Alexia Lacatena .....</b>	<b>2021-Pres.</b>
Aubrey Lamar .....	2011-12
Melissa Leto .....	1997-98
Cassie Lindmark.....	2020-2021
Ingrid Lochelt.....	2003
<b>Grace Lorsung .....</b>	<b>2023-Pres.</b>
Liz Love .....	1999
Monique Lovell.....	2001

**M**

<b>Chelsea Mack .....</b>	<b>2023-Pres.</b>
Emily Marks .....	2004-05
Morgan Marr .....	2000-02
Shanna Martini .....	1999
Stephanie Martino .....	2014-16
Alex Martens .....	2017-2020
Brooke Marnitz.....	2004-07
Amber Matousek.....	2007-10
Morgan McCallum.....	2017
Katie McCarty.....	2006-09
Lori Melchi.....	2003-06
Rachael Metzger.....	2015-18
Audrey Meyer.....	2007-08
Megan Miller .....	2006
<b>Hallie Mitchell .....</b>	<b>2021-Pres.</b>
Kierston Moore .....	2017
Susan Moore .....	1997-98
Destinee Mordecai .....	2007-10

**N**

Jessica Nance.....	2002-05
<b>Vanessa Nesby .....</b>	<b>2021-Pres.</b>
Amber Nix.....	2005
Kelsey Nunley.....	2013-16

**O**

Alice O'Brien.....	2010-13
Kristen O'Haver .....	2009

**P**

Mallory Peyton.....	2018-2021
Lydia Pierce .....	2006
Meagan Prince .....	2014-17
Tracie Potts.....	1999-2000

Gretchen Prugh .....

**R**

Sarah Rainwater .....	2016-19
Briona Rance .....	2019
Ali Ray.....	2006
Breanne Ray .....	2014-17
Katie Reed .....	2016-19
Erin Rethlake .....	2015-18
Jessica Rice .....	2007
Darlington Richardson.....	2013-15
Rachel Riley .....	2009-12
Jessica Rose .....	2010
Annie Rowlands.....	2008-11
Ashley Ruiz .....	2017-18

**S**

Nikki Sagermann.....	2013-16
Sylvester Samuel .....	2013-16
Jenny Schaper .....	2016-19
<b>Stephaine Schoonover.....</b>	<b>2021-Pres.</b>
Meghan Schorman .....	2019-2021
Jenny Sibert .....	2004-07
Erika Silence .....	2009-12
Ansley Smith .....	2013-16
Krystal Smith .....	2011-14
Natalie Smith .....	2007-10
<b>Rylea Smith .....</b>	<b>2020-Pres.</b>
Shannon Smith .....	2014-17
Sarah Snider .....	1997-2000
Tatum Spangler .....	2019-2022
Larissa Spellman .....	2017-2020
Maisie Steed.....	2013-16
Miranda Stoddard .....	2020-2022
Christian Stokes .....	2013-16
<b>Kennedy Sullivan .....</b>	<b>2021-Pres.</b>
Joy Sutton.....	2001

**T**

Stephanie Thompson .....	1998
<b>Erica Thulen.....</b>	<b>2021-Pres.</b>
<b>Margaret Tobias.....</b>	<b>2021-Pres.</b>
Bethany Todd .....	2018
Jessica Trueblood .....	2006

**V**

<b>Princess Valencia.....</b>	<b>2023-Pres.</b>
Bailey Vick .....	2017-2020
Marie Vida .....	2001

**W**

Kristi Warneke .....	2005
Ellen Weaver .....	2011-13
Bethany Wiegand .....	1999
Crystalie Wolfe .....	2003-04

**Y**

Megan Yocke.....	2008-11
Jennifer Young.....	2007-10



S O F T B A L L



# ALL-TIME JERSEY NUMBERS

#00	
Hallie Mitchell	2021-Pres.
Tekiya Garr-Carter	2019-2020
Natalie Smith	2007-10
Jacqueline Haynes	1997-98

#1	
Chelsea Mack	2023-Pres.
Miranda Stoddard	2020-2022
Sarah Rainwater	2016-19
Rachel Riley	2011-12
Amber Matousek	2007-10
Megan Miller	2006
Megan Brooks	2002-04
Marie Vida	2001

#2	
Karissa Hamilton	2023-Pres.
Bailey Vick	2017-2020
Sylver Samuel	2013-16
Chanda Bell	2009-12
Jenny Sibert	2005-07

#3	
Taylor Ebbs	2021-Pres.
Grace Baalman	2018-2021
Shannon Smith	2014-2017
Ginny Carroll	2011-12
Aimee Currier	2009
Jessica Rice	2007
Jessica Trueblood	2006
Brooke Marnitz	2004-05
Andrea Eilertson	1999-2002

#4	
Renee Abernathy	2019-2022
Haley Andrus	2015-16
Macy Allen	2009-12
Audrey Meyer	2007-08
Nikki Jones	2000-03

#5	
Taylor Hess	2023-Pres.
Tatum Spangler	2019-2022
Meagan Prince	2014-2017
Lindsay Griggs	2012
Gina Florence	2004-07
Bobbi Darretta	2003
Angie Dal Pozzo	1999-2002
Stephanie Thompson	1998
Michelle Brown	1997

#6	
Victoria Fragoso	2021-Pres.
Jenny Schaper	2016-19
Katie McCarty	2006-09
Amber Nix	2005

#7	
Autumn Humes	2018-2021
Morgan McCallum	2017
Maisie Steed	2013-16
Kristen O'Haver	2009
Alli Eckman	2005-07
Elie Anderson	2004
Brook Bowman	2002-04
Tiffany Kruse	1997-2001

#8	
Kennedy Sullivan	2021-Pres.
Briona Rance	2019
Erin Rethlake	2015-2018
Katie Henderson	2013
Ashleigh Gustafson	2009-12
Samantha Allen	2006-08
Amber Janneck	2004-05
Michelle Hall	2003
Meghan Cooper	2002
Tracie Potts	1999-2000
Monique Lovell	2001
Leslie Kwiatkowski	1998
Suzanne Kopulos	1997

#9	
Lauren Johnson	2018-2022
Breanne Ray	2014-2017
Alice O'Brien	2010-13
Savannah Mitcham	2004
Jamie Dardis	2000-02
Liz Love	1999
Kolleen Fitzgerald	1997

#10	
Jenna Blanton	2021-Pres.
Olivia Ward	2019
Christian Stokes	2013-16

Meagan Aull	2008-2011
Ashley Fertic	2004-07
Leslie Floyd	2002
Sarah Snider	1997-2000

#11	
Vanessa Nesby	2021-Pres.
Abbey Cheek	2016-19
Krystal Smith	2011-14
Rachel Riley	2009-10
Becky Bishop	2007-08
Ali Ray	2006
Callie Kovacs	2004-05
Becky Abner	2003
Jennifer Howland	1999-2002
Andrea Goeprich	1997

#12	
Margaret Tobias	2021-Pres.
Megan Yocke	2008-2011
Lydia Pierce	2006
Rachel Friberg	2001-04
Sandi Dengler	1999-2000
Amy Anderson	1998
Brooke Tilley	1997

#13	
Mallory Peyton	2018-2021
Griffin Joiner	2012-15
Destinee Mordecai	2007-10
Susan Moore	1997-98

#14	
Jaci Babbs	2019-Pres.
Brittany Cervantes	2009-12
Emily Marks	2004-05
Lyndsey Angus	2000-03
Susan Messmer	1999
Crystal Grace	1997-98

#15	
Kara Dill	2010-13
Brooke Marnitz	2006-07
Jessica Nance	2002-05
Joy Sutton	2001
Bethany Foster	1999
Lindsay Houser	1997-98

#16	
Aubrey Lamar	2011-12
Elizabeth Fadde	2006-07

#17	
Sloan Gayan	2020-Pres.
Bethany Todd	2018
Annie Rowlands	2008-2011
Kristen Cochran	2005

#18	
Amanda Allen	2012
Molly Johnson	2007-10
Gretchen Prugh	2004
Kathleen Biondi	2003
Julie Castelli	2002
Leslie Kwiatkowski	1998-2001
Melissa Leto	1997-98

#19	
Rylea Smith	2020-Pres.
Kelsee Henson	2016-19
Lauren Cumbess	2011-14
Allie Jest	2009
Meghan Cooper	2003-06
Morgan Marr	2000-02
Bethany Wiegand	1999
Courtney Woodrow	1997

#20	
Erica Thulen	2021-Pres.
Maclai Branson	2019.

#21	
Erin Coffel	2021-Pres.
Hannah Huffman	2016-2018
Emily Jolly	2011-14
Jessica Adkins	2009-10
Megan Jolly	2007-08
Megan Glenn	2003-06
Sandi Dengler	2001-02
Michelle Bucci	1997-2000

#22	
Kierston Moore	2017
Samantha DeMartine	2008-2011

Katie Campbell	2004-07
Ingrid Lochelt	2003
Whitney Glass	1999

#23	
Stephanie Schoonover	2021-Pres.
Katie Reed	2016-19
Jessica Rose	2010
Jenny Sibert	2004
Amanda Brown	2002
Shanna Martini	1999
Meredith Sales	1997

#24	
Emma Boitnott	2020-2022
Kennedy Cowden	2019
Madison Kearschner	2016-2017
Kara Howard	2012-15

#25	
Emmy Blane	2020-2022
Brooklin Hinz	2015-18
Erika Silence	2009-12
Samantha Allen	2005

#26	
Meghan Schorman	2019-2021
Stephanie Martino	2014-16
Ellen Weaver	2011-13
Ashley Dimkich	2005-08

#27	
Emily Gaines	2011-14

#28	
Ashley Ruiz	2017-2018
Jennifer Young	2007-10
Lori Melchi	2003-06
Beth Fogle	1999-2002
Jackie Elston	1998

#29	
Amy Kendall	2003-06
Keary Camunas	1997-2000

#30	
Princess Valencia	2023-Pres.
Larissa Spellman	2017-2020
Ginny Carroll	2013-14

#32	
Lindsay Brogdon	2006-08
Kristi Warneke	2005

#33	
Grace Lorsche	2023-Pres.
Alex Martens	2017-2020
Kelsey Nunley	2013-16
Crystalie Wolfe	2003-04
Colleen Boddy	1999-2000
Lori Horner	1997-98

#34	
Cassie Lindmark	2020-2021

#35	
Alexia Lacatena	2021-Pres.

#42	
Izzy Harrison	2021-Pres.
Brynlee Bigelow	2017
Ansley Smith	2013-16

#43	
Darlington Richardson	2013-15

#44	
Gabi Deters	2020
Rachael Metzger	2015-2018
Sarah Frazer	2011-14

#64	
Ella Emmert	2021-Pres.

#77	
Meeko Harrison	2021-Pres.
Nikki Sagermann	2013-16

#88	
Lauryn Borzilleri	2023-Pres.
Kaila Johnson	2017-2018

#99	
Kayla Kowalik	2019-Pres



2023 Kentucky Softball  
 Statistics Summary for Kentucky (as of Mar 19, 2023)  
 (All games)



Record: 19-5-1 Home: 3-0 Away: 5-2 Neutral: 11-3-1 SEC: 3-0

Date	Opponent	Score	Player	avg	gp-gs	ab	r	h	2b	3b	hr	rbi	bb	hbp	so	sb-att
#2/10	vs St. John's	w 14-4	Vanessa Nesby	.439	25-14	57	20	25	1	0	0	4	5	0	4	5-7
#2/10	vs Louisville	w 8-0	Kayla Kowalik	.425	25-25	87	19	37	2	2	1	13	8	0	6	8-10
#2/12	vs #6 Texas	T 4-4	Erin Coffel	.410	25-25	61	26	25	5	0	12	31	22	2	9	0-0
^2/17	vs UT Arlington	L 2-4	Margaret Tobias	.375	25-25	56	10	21	0	0	0	1	1	2	13	2-2
^2/17	vs McNeese	w 4-0	Rylea Smith	.349	25-25	83	11	29	1	2	0	18	2	0	11	4-4
^2/18	vs South Dakota	w 9-0	Meeko Harrison	.317	25-21	41	4	13	1	0	0	5	4	2	9	0-0
^2/18	vs #22 North Texas	w 4-0	Grace Lorsung	.222	25-25	63	9	14	1	0	4	10	8	5	13	0-0
^2/19	vs Sam Houston	w 5-2	Jenna Blanton	.217	25-19	46	9	10	0	0	0	3	2	0	5	2-2
2/21	at Loyola Marymount	w 1-0	Kennedy Sullivan	.200	21-9	35	2	7	1	0	1	8	5	0	7	0-0
&2/23	vs #8 Washington	w 11-3	Taylor Ebbs	.190	24-19	42	4	8	2	0	2	8	5	0	14	0-0
&2/23	vs San Diego St.	w 2-0	Karissa Hamilton	.174	23-13	46	3	8	2	1	1	7	1	0	8	0-0
&2/24	vs #1 UCLA	L 3-6	-----													
&2/25	vs #19 Northwestern	L 3-9	Erica Thulen	1.000	11-0	2	3	2	0	0	0	2	0	0	0	0-0
&2/25	vs UC Riverside	w 3-0	Hallie Mitchell	.294	18-3	17	4	5	2	0	0	3	1	0	4	2-3
3/3	at #1 Oklahoma	L 0-18	Lauryn Borzilleri	.182	14-2	11	3	2	0	0	0	1	3	0	3	0-0
3/4	vs UIC	w 7-1	Chelsea Mack	.167	19-1	6	5	1	0	0	0	0	0	0	1	2-3
3/4	at #1 Oklahoma	L 1-7	Victoria Fragoso	.000	3-0	1	0	0	0	0	0	0	1	0	1	0-0
3/5	vs UIC	w 11-0	Alexia Lacatena	.000	2-1	0	0	0	0	0	0	0	0	0	0	0-0
3/8	DAYTON	w 5-4	Totals	.317	25	654	132	207	18	5	21	114	68	11	108	25-31
*3/10	at #23 Mizzou	w 5-0	Opponents	.213	25	581	69	124	16	2	14	64	71	18	198	12-16
*3/12	at #23 Mizzou	w 5-0														
*3/12	at #23 Mizzou	w 6-0	LOB - Team (160), Opp (140). DPs turned - Team (4), Opp (2). IBB - Team (1),													
3/14	at Saint Louis	w 6-3	Coffel, E 1. Picked off - Thulen, E 1.													
3/18	DEPAUL	w 11-3														
3/19	MICHIGAN	w 2-1	Player	era	w-l	app	gs	cg	sh	sv	ip	h	r	er	bb	so
			Stephanie Schoono	1.25	11-1	18	13	11	8	3	89.1	50	17	16	30	139
			Alexia Lacatena	2.17	7-1	11	4	0	0	0	38.2	38	14	12	6	35
			-----													
			Izzy Harrison	5.63	1-2	7	4	1	1	0	13.2	9	12	11	19	18
			Kennedy Sullivan	8.40	0-0	6	2	0	0	0	11.2	17	17	14	9	3
			Sloan Gayan	9.88	0-1	4	2	0	0	0	5.2	10	9	8	7	3
			Totals	2.69	19-5	25	25	12	11	3	159.0	124	69	61	71	198
			Opponents	4.59	5-19	25	25	9	1	1	154.0	207	132	101	68	108

- \* = Conference game
- # = NFCA Lead-Off Classic
- ^ = Tracy Beard Classic
- & = Mary Nutter Collegiate Classic

PB - Team (4), Kowalik, K 2, Hamilton, K 2, Opp (6). Pickoffs - Team (0), Opp (1).  
 SBA/ATT - Kowalik, K (11-14), Schoonover (6-8), Sullivan, K (3-4), Lacatena, A (2-3), Harrison, I (1-1), Mitchell, H (1-1), Hamilton, K (0-1).

Score by innings	1	2	3	4	5	6	7	8	Total
Kentucky	24	16	25	18	17	13	11	8	132
Opponents	17	14	6	19	10	3	0	0	69

Win-loss breakouts: Day 15-3-1; Night 4-2; vs Left 1-2; vs Right 18-3-1;  
 1-run games 3-0; 2-run games 1-1; 5+run games 10-3; Extra inns 1-0; Shutouts 11-1.  
 Current streak: Won 8; Longest winning streak: 8; Longest losing streak: 2.  
 Attendance: Home 3037 (avg 1012); Away 12795 (avg 609); Total 15832 (avg 659).



# Individual Career History



## Jenna Blanton

Year	avg	gp-gs	ab	r	h	2b	3b	hr	rbi	tb	slg%	bb	hbp	so	gdp	ob%	sf	sh	sb-att	po	a	e	fld%
2023	.217	25-19	46	9	10	0	0	0	3	10	.217	2	0	5	0	.250	0	4	2-2	31	0	1	.969
TOTAL	.217	25-19	46	9	10	0	0	0	3	10	.217	2	0	5	0	.250	0	4	2-2	31	0	1	.969

## Lauryn Borzilleri

Year	avg	gp-gs	ab	r	h	2b	3b	hr	rbi	tb	slg%	bb	hbp	so	gdp	ob%	sf	sh	sb-att	po	a	e	fld%
2023	.182	14-2	11	3	2	0	0	0	1	2	.182	3	0	3	0	.357	0	0	0-0	16	0	0	1.000
TOTAL	.182	14-2	11	3	2	0	0	0	1	2	.182	3	0	3	0	.357	0	0	0-0	16	0	0	1.000

## Erin Coffel

Year	avg	gp-gs	ab	r	h	2b	3b	hr	rbi	tb	slg%	bb	hbp	so	gdp	ob%	sf	sh	sb-att	po	a	e	fld%
2021	.337	59-59	178	47	60	8	1	16	56	118	.663	24	15	31	1	.450	3	3	4-6	74	131	17	.923
2022	.423	56-53	163	44	69	11	1	20	68	142	.871	20	3	17	0	.482	5	0	6-9	78	106	12	.939
2023	.410	25-25	61	26	25	5	0	12	31	66	1.082	22	2	9	0	.557	3	0	0-0	27	32	4	.937
TOTAL	.383	140-137	402	117	154	24	2	48	155	326	.811	66	20	57	1	.481	11	3	10-15	179	269	33	.931

## Taylor Ebbs

Year	avg	gp-gs	ab	r	h	2b	3b	hr	rbi	tb	slg%	bb	hbp	so	gdp	ob%	sf	sh	sb-att	po	a	e	fld%
2022	.298	55-50	131	21	39	10	1	10	30	81	.618	14	0	16	0	.366	0	2	0-0	218	7	11	.953
2023	.190	24-19	42	4	8	2	0	2	8	16	.381	5	0	14	0	.277	0	0	0-0	24	0	1	.960
TOTAL	.272	79-69	173	25	47	12	1	12	38	97	.561	19	0	30	0	.344	0	2	0-0	242	7	12	.954

## Ella Emmert

Year	avg	gp-gs	ab	r	h	2b	3b	hr	rbi	tb	slg%	bb	hbp	so	gdp	ob%	sf	sh	sb-att	po	a	e	fld%
------	-----	-------	----	---	---	----	----	----	-----	----	------	----	-----	----	-----	-----	----	----	--------	----	---	---	------

## Victoria Fragoso

Year	avg	gp-gs	ab	r	h	2b	3b	hr	rbi	tb	slg%	bb	hbp	so	gdp	ob%	sf	sh	sb-att	po	a	e	fld%
2021	.429	10-0	7	0	3	0	0	0	1	3	.429	0	1	2	0	.500	0	0	0-0	2	3	1	.833
2022	.286	16-1	14	2	4	0	0	1	5	7	.500	0	0	3	0	.286	0	1	0-0	2	0	0	1.000
2023	.000	3-0	1	0	0	0	0	0	0	0	.000	1	0	1	0	.500	0	0	0-0	0	0	0	.000
TOTAL	.318	29-1	22	2	7	0	0	1	6	10	.455	1	1	6	0	.375	0	1	0-0	4	3	1	.875



# Individual Career History



## Sloan Gayan

Year	avg	gp-gs	ab	r	h	2b	3b	hr	rbi	tb	slg%	bb	hbp	so	gdp	ob%	sf	sh	sb-att	po	a	e	fld%
2020	.000	2-1	1	0	0	0	0	0	0	0	.000	0	0	0	0	.000	0	0	0-0	0	1	0	1.000
2021	.000	11-10	0	0	0	0	0	0	0	0	.000	0	0	0	0	.000	0	0	0-0	1	0	0	1.000
2022	.000	2-1	0	0	0	0	0	0	0	0	.000	0	0	0	0	.000	0	0	0-0	2	6	0	1.000
2023	.000	0-0	0	0	0	0	0	0	0	0	.000	0	0	0	0	.000	0	0	0-0	0	1	0	1.000
TOTAL	.000	15-12	1	0	0	0	0	0	0	0	.000	0	0	0	0	.000	0	0	0-0	3	8	0	1.000

Year	era	w-l	app	gs	cg	sho	sv	ip	h	r	er	bb	so	2b	3b	hr	bf	bavg	wp	hbp	bk	sfa	sha
2020	4.06	1-0	4	1	0	0/1	0	10.1	8	6	6	4	10	0	0	3	44	.205	2	1	0	0	0
2021	4.54	1-0	6	2	0	0/1	0	12.1	13	10	8	6	8	2	0	3	57	.260	2	1	0	0	0
2022	2.90	4-3	17	6	1	0/1	0	41.0	46	23	17	18	12	9	0	4	194	.280	7	6	0	1	5
2023	9.88	0-1	4	2	0	0/0	0	5.2	10	9	8	7	3	1	0	4	36	.400	1	3	0	1	0
TOTAL	3.94	6-4	31	11	1	0/3	0	69.1	77	48	39	35	33	12	0	14	331	.277	12	11	0	2	5

## Karissa Hamilton

Year	avg	gp-gs	ab	r	h	2b	3b	hr	rbi	tb	slg%	bb	hbp	so	gdp	ob%	sf	sh	sb-att	po	a	e	fld%
2023	.174	23-13	46	3	8	2	1	1	7	15	.326	1	0	8	0	.188	1	1	0-0	3	1	0	1.000
TOTAL	.174	23-13	46	3	8	2	1	1	7	15	.326	1	0	8	0	.188	1	1	0-0	3	1	0	1.000

## Izzy Harrison

Year	avg	gp-gs	ab	r	h	2b	3b	hr	rbi	tb	slg%	bb	hbp	so	gdp	ob%	sf	sh	sb-att	po	a	e	fld%
2022	.000	4-2	1	0	0	0	0	0	0	0	.000	0	0	0	0	.000	0	0	0-0	1	0	1	.500
TOTAL	.000	4-2	1	0	0	0	0	0	0	0	.000	0	0	0	0	.000	0	0	0-0	1	0	1	.500

Year	era	w-l	app	gs	cg	sho	sv	ip	h	r	er	bb	so	2b	3b	hr	bf	bavg	wp	hbp	bk	sfa	sha
2022	3.85	2-0	13	4	1	0/0	0	23.2	23	18	13	18	24	5	0	4	116	.240	1	1	0	1	0
2023	5.63	1-2	7	4	1	1/0	0	13.2	9	12	11	19	18	0	0	1	70	.191	2	2	0	1	1
TOTAL	4.50	3-2	20	8	2	1/0	0	37.1	32	30	24	37	42	5	0	5	186	.224	3	3	0	2	1

## Meeko Harrison

Year	avg	gp-gs	ab	r	h	2b	3b	hr	rbi	tb	slg%	bb	hbp	so	gdp	ob%	sf	sh	sb-att	po	a	e	fld%
2021	.200	6-0	5	1	1	0	0	1	2	4	.800	1	0	3	0	.333	0	0	0-0	2	0	0	1.000
2022	.277	40-16	65	8	18	2	0	3	18	29	.446	7	2	12	0	.365	0	0	0-0	109	3	0	1.000
2023	.317	25-21	41	4	13	1	0	0	5	14	.341	4	2	9	0	.396	1	1	0-0	61	1	1	.984
TOTAL	.288	71-37	111	13	32	3	0	4	25	47	.423	12	4	24	0	.375	1	1	0-0	172	4	1	.994

## Taylor Hess

Year	avg	gp-gs	ab	r	h	2b	3b	hr	rbi	tb	slg%	bb	hbp	so	gdp	ob%	sf	sh	sb-att	po	a	e	fld%
------	-----	-------	----	---	---	----	----	----	-----	----	------	----	-----	----	-----	-----	----	----	--------	----	---	---	------

## Kayla Kowalik

Year	avg	gp-gs	ab	r	h	2b	3b	hr	rbi	tb	slg%	bb	hbp	so	gdp	ob%	sf	sh	sb-att	po	a	e	fld%
2019	.357	60-59	185	49	66	8	5	0	25	84	.454	29	3	22	0	.452	0	2	14-17	102	7	2	.982
2020	.373	24-24	83	31	31	4	8	0	13	51	.614	11	2	10	0	.458	0	2	11-11	103	3	2	.981
2021	.495	59-59	202	77	100	11	6	12	37	159	.787	27	1	18	0	.554	1	2	23-27	257	13	2	.993
2022	.420	56-56	181	57	76	11	2	7	28	112	.619	29	0	20	0	.498	1	1	17-18	244	28	2	.993
2023	.425	25-25	87	19	37	2	2	1	13	46	.529	8	0	6	0	.469	1	0	8-10	205	7	1	.995
TOTAL	.420	224-223	738	233	310	36	23	20	116	452	.612	104	6	76	0	.494	3	7	73-83	911	58	9	.991



# Individual Career History



## Alexia Lacatena

Year	avg	gp-gs	ab	r	h	2b	3b	hr	rbi	tb	slg%	bb	hbp	so	gdp	ob%	sf	sh	sb-att	po	a	e	fld%
2022	.385	21-12	13	3	5	1	1	0	5	8	.615	0	1	2	0	.429	0	0	1-1	4	8	3	.800
2023	.000	2-1	0	0	0	0	0	0	0	0	.000	0	0	0	0	.000	0	0	0-0	1	5	0	1.000
TOTAL	.385	23-13	13	3	5	1	1	0	5	8	.615	0	1	2	0	.429	0	0	1-1	5	13	3	.857

Year	era	w-l	app	gs	cg	sho	sv	ip	h	r	er	bb	so	2b	3b	hr	bf	bavg	wp	hbp	bk	sfa	sha
2022	3.22	8-4	24	9	2	1/1	1	63.0	71	32	29	14	41	18	2	10	280	.277	2	5	0	3	2
2023	2.17	7-1	11	4	0	0/2	0	38.2	38	14	12	6	35	6	1	4	160	.257	1	3	0	0	3
TOTAL	2.82	15-5	35	13	2	1/3	1	101.2	109	46	41	20	76	24	3	14	440	.270	3	8	0	3	5

## Grace Lorsung

Year	avg	gp-gs	ab	r	h	2b	3b	hr	rbi	tb	slg%	bb	hbp	so	gdp	ob%	sf	sh	sb-att	po	a	e	fld%
2023	.222	25-25	63	9	14	1	0	4	10	27	.429	8	5	13	0	.355	0	2	0-0	14	26	6	.870
TOTAL	.222	25-25	63	9	14	1	0	4	10	27	.429	8	5	13	0	.355	0	2	0-0	14	26	6	.870

## Chelsea Mack

Year	avg	gp-gs	ab	r	h	2b	3b	hr	rbi	tb	slg%	bb	hbp	so	gdp	ob%	sf	sh	sb-att	po	a	e	fld%
2023	.167	19-1	6	5	1	0	0	0	0	1	.167	0	0	1	1	.167	0	0	2-3	3	0	0	1.000
TOTAL	.167	19-1	6	5	1	0	0	0	0	1	.167	0	0	1	1	.167	0	0	2-3	3	0	0	1.000

## Hallie Mitchell

Year	avg	gp-gs	ab	r	h	2b	3b	hr	rbi	tb	slg%	bb	hbp	so	gdp	ob%	sf	sh	sb-att	po	a	e	fld%
2022	.286	26-5	7	13	2	0	0	0	1	2	.286	1	0	2	0	.333	1	0	1-2	19	3	0	1.000
2023	.294	18-3	17	4	5	2	0	0	3	7	.412	1	0	4	0	.316	1	0	2-3	1	0	0	1.000
TOTAL	.292	44-8	24	17	7	2	0	0	4	9	.375	2	0	6	0	.321	2	0	3-5	20	3	0	1.000

## Vanessa Nesby

Year	avg	gp-gs	ab	r	h	2b	3b	hr	rbi	tb	slg%	bb	hbp	so	gdp	ob%	sf	sh	sb-att	po	a	e	fld%
2021	.286	35-0	7	14	2	1	1	0	1	5	.714	0	0	2	0	.286	0	0	2-2	4	0	2	.667
2022	.556	44-10	27	17	15	0	0	0	1	15	.556	3	0	3	0	.600	0	0	4-4	26	0	0	1.000
2023	.439	25-14	57	20	25	1	0	0	4	26	.456	5	0	4	0	.484	0	0	5-7	27	3	0	1.000
TOTAL	.462	104-24	91	51	42	2	1	0	6	46	.505	8	0	9	0	.505	0	0	11-13	57	3	2	.968

## Stephanie Schoonover

Year	avg	gp-gs	ab	r	h	2b	3b	hr	rbi	tb	slg%	bb	hbp	so	gdp	ob%	sf	sh	sb-att	po	a	e	fld%
2022	.000	1-1	0	0	0	0	0	0	0	0	.000	0	0	0	0	.000	0	0	0-0	2	7	0	1.000
2023	.000	0-0	0	0	0	0	0	0	0	0	.000	0	0	0	0	.000	0	0	0-0	4	6	0	1.000
TOTAL	.000	1-1	0	0	0	0	0	0	0	0	.000	0	0	0	0	.000	0	0	0-0	6	13	0	1.000

Year	era	w-l	app	gs	cg	sho	sv	ip	h	r	er	bb	so	2b	3b	hr	bf	bavg	wp	hbp	bk	sfa	sha
2022	5.15	7-5	23	17	4	3/0	0	69.1	63	56	51	51	68	18	0	6	329	.242	3	13	0	2	3
2023	1.25	11-1	18	13	11	8/2	3	89.1	50	17	16	30	139	8	0	2	357	.160	0	8	0	0	7
TOTAL	2.96	18-6	41	30	15	11/2	3	158.2	113	73	67	81	207	26	0	8	686	.198	3	21	0	2	10





# Individual Career History



## Rylea Smith

Year	avg	gp-gs	ab	r	h	2b	3b	hr	rbi	tb	slg%	bb	hbp	so	gdp	ob%	sf	sh	sb-att	po	a	e	fld%
2020	.420	24-24	88	29	37	6	1	0	30	45	.511	2	0	12	1	.424	2	0	7-8	12	0	4	.750
2021	.308	52-45	133	35	41	5	0	3	17	55	.414	12	0	21	0	.366	0	0	1-2	29	1	1	.968
2022	.310	52-47	129	26	40	4	0	0	10	44	.341	8	0	16	0	.348	1	5	2-5	34	1	1	.972
2023	.349	25-25	83	11	29	1	2	0	18	34	.410	2	0	11	0	.360	1	1	4-4	17	1	0	1.000
TOTAL	.339	153-141	433	101	147	16	3	3	75	178	.411	24	0	60	1	.371	4	6	14-19	92	3	6	.941

## Kennedy Sullivan

Year	avg	gp-gs	ab	r	h	2b	3b	hr	rbi	tb	slg%	bb	hbp	so	gdp	ob%	sf	sh	sb-att	po	a	e	fld%
2022	.261	41-24	69	11	18	5	0	4	17	35	.507	8	0	16	1	.333	1	1	0-0	2	2	0	1.000
2023	.200	21-9	35	2	7	1	0	1	8	11	.314	5	0	7	0	.300	0	0	0-0	0	4	0	1.000
TOTAL	.240	62-33	104	13	25	6	0	5	25	46	.442	13	0	23	1	.322	1	1	0-0	2	6	0	1.000

Year	era	w-l	app	gs	cg	sho	sv	ip	h	r	er	bb	so	2b	3b	hr	bf	bavg	wp	hbp	bk	sfa	sha
2022	6.15	2-1	15	2	0	0/0	0	27.1	31	30	24	11	18	5	0	10	127	.284	1	3	0	2	2
2023	8.40	0-0	6	2	0	0/0	0	11.2	17	17	14	9	3	1	1	3	62	.347	2	2	0	2	0
TOTAL	6.82	2-1	21	4	0	0/0	0	39.0	48	47	38	20	21	6	1	13	189	.304	3	5	0	4	2

## Erica Thulen

Year	avg	gp-gs	ab	r	h	2b	3b	hr	rbi	tb	slg%	bb	hbp	so	gdp	ob%	sf	sh	sb-att	po	a	e	fld%
2021	.000	24-0	2	11	0	0	0	0	1	0	.000	2	0	1	0	.500	0	0	3-3	0	0	0	.000
2022	.667	21-0	3	10	2	1	0	0	0	3	1.000	0	0	1	0	.667	0	0	0-0	0	0	0	.000
2023	1.000	11-0	2	3	2	0	0	0	2	2	1.000	0	0	0	0	1.000	0	0	0-0	0	0	0	.000
TOTAL	.571	56-0	7	24	4	1	0	0	3	5	.714	2	0	2	0	.667	0	0	3-3	0	0	0	.000

## Kyndal Tinnell

Year	avg	gp-gs	ab	r	h	2b	3b	hr	rbi	tb	slg%	bb	hbp	so	gdp	ob%	sf	sh	sb-att	po	a	e	fld%
------	-----	-------	----	---	---	----	----	----	-----	----	------	----	-----	----	-----	-----	----	----	--------	----	---	---	------

## Margaret Tobias

Year	avg	gp-gs	ab	r	h	2b	3b	hr	rbi	tb	slg%	bb	hbp	so	gdp	ob%	sf	sh	sb-att	po	a	e	fld%
2022	.239	40-13	46	13	11	0	0	0	1	11	.239	1	0	8	0	.255	0	0	1-3	20	27	3	.940
2023	.375	25-25	56	10	21	0	0	0	1	21	.375	1	2	13	0	.407	0	3	2-2	43	27	1	.986
TOTAL	.314	65-38	102	23	32	0	0	0	2	32	.314	2	2	21	0	.340	0	3	3-5	63	54	4	.967

## Princess Valencia

Year	avg	gp-gs	ab	r	h	2b	3b	hr	rbi	tb	slg%	bb	hbp	so	gdp	ob%	sf	sh	sb-att	po	a	e	fld%
------	-----	-------	----	---	---	----	----	----	-----	----	------	----	-----	----	-----	-----	----	----	--------	----	---	---	------