



**Vanderbilt at Kentucky**

03/01/23 Rupp Arena, Lexington  
2022-23 Men's Basketball

Game Time: 7:00 PM  
Game Duration: 2:04  
Attendance: 20,337

Officials: Byron Jarrett, Doug Shows, Keith Kimble

Vanderbilt - 68

Record: 17-13 (10-7)

NO.	Name	Min	FG			Rebounds			Fouls		TP	AS	TO	ST	Blocks		+/-
			M-A	M-A	M-A	OR	DR	TOT	PF	FD					BS	BA	
1	Colin Smith	F 18:48	1-4	1-3	0-0	1	2	3	2	0	3	0	0	0	0	0	4
21	Liam Robbins	C 04:09	1-2	0-0	0-0	0	0	0	1	0	2	0	0	0	0	0	-3
0	Tyrin Lawrence	G 32:38	9-14	2-3	1-2	1	6	7	1	3	21	2	3	1	0	1	9
5	Ezra Manjon	G 22:26	2-7	0-0	2-2	0	2	2	4	2	6	3	1	1	0	0	-5
12	Trey Thomas	G 29:02	0-7	0-6	0-0	0	1	1	1	0	0	1	0	1	0	0	1
42	Quentin Millora-Brown	19:30	3-3	1-1	3-3	2	4	6	4	3	10	0	0	0	1	0	11
3	Paul Lewis	12:23	1-4	0-3	0-0	0	1	1	1	0	2	1	0	0	0	0	4
4	Jordan Wright	27:44	8-12	4-4	3-4	1	3	4	4	2	23	2	3	1	0	1	-2
10	Myles Stute	20:40	0-5	0-3	1-2	1	3	4	3	2	1	0	0	1	0	1	-5
23	Malik Dia	12:40	0-4	0-1	0-0	1	1	2	1	0	0	0	1	1	0	0	-4
Team						2	3	5			0		1				
<b>Totals</b>			25-62	8-24	10-13	9	26	35	22	12	68	9	9	6	1	3	2

Shooting By Period		
1 <sup>st</sup> FG%	12-33	36.4%
3PT%	4-13	30.8%
FT%	6-6	100%
2 <sup>nd</sup> FG%	13-29	44.8%
3PT%	4-11	36.4%
FT%	4-7	57.1%
GM FG%	25-62	40.3%
3PT%	8-24	33.3%
FT%	10-13	76.9%

Dead Ball Rebounds: 1, 0

Technical Fouls: Team 2<sup>nd</sup> 15:04

Kentucky - 66

Record: 20-10 (11-6)

NO.	Name	Min	FG			Rebounds			Fouls		TP	AS	TO	ST	Blocks		+/-
			M-A	M-A	M-A	OR	DR	TOT	PF	FD					BS	BA	
0	Jacob Toppin	F 37:27	1-7	0-3	5-7	1	9	10	2	5	7	2	2	1	0	0	0
14	Brennan Canada	F 00:46	0-0	0-0	0-0	0	0	0	0	0	0	0	0	0	0	0	1
34	Oscar Tshiebwe	F 38:19	5-10	0-0	11-15	10	10	20	1	9	21	2	3	1	3	1	-3
1	CJ Fredrick	G 28:02	2-7	1-4	1-1	0	1	1	0	1	6	0	1	1	0	0	-5
22	Cason Wallace	G 19:31	2-7	0-2	2-2	0	2	2	1	2	6	1	0	0	0	0	-9
12	Antonio Reeves	28:59	4-17	1-8	5-8	0	2	2	3	4	14	0	3	0	0	0	0
24	Chris Livingston	32:03	3-7	1-2	1-2	1	6	7	3	1	8	0	0	2	0	0	2
3	Adou Thiero	07:37	1-2	0-0	0-0	1	0	1	1	0	2	0	1	0	0	0	9
4	Daimion Collins	05:35	1-2	0-0	0-0	2	0	2	1	0	2	0	1	0	0	0	-6
55	Lance Ware	01:41	0-0	0-0	0-0	0	0	0	0	0	0	1	0	0	0	0	1
Team						3	0	3			0		0				
<b>Totals</b>			19-59	3-19	25-35	18	30	48	12	22	66	6	11	5	3	1	-2

Shooting By Period		
1 <sup>st</sup> FG%	11-34	32.4%
3PT%	1-11	9.1%
FT%	7-10	70%
2 <sup>nd</sup> FG%	8-25	32.0%
3PT%	2-8	25.0%
FT%	18-25	72%
GM FG%	19-59	32.2%
3PT%	3-19	15.8%
FT%	25-35	71.4%

Dead Ball Rebounds: 6, 0

Technical Fouls: NONE

	VAN	UKY
<b>Biggest lead</b>	11 (2 <sup>nd</sup> 15:12)	5 (1 <sup>st</sup> 5:21)
<b>Best Scoring Run</b>	10 (2 <sup>nd</sup> 19:38)	9 (2 <sup>nd</sup> 13:27)
<b>Lead Changes</b>	7	
<b>Times Tied</b>	6	
<b>Time with Lead</b>	19:44	15:57

Points from	VAN	UKY
<b>Turnovers</b>	11	8
<b>Paint</b>	32	18
<b>Second Chance</b>	10	22
<b>Fast Breaks</b>	5	10
<b>Bench</b>	36	26

	Period by Period Scoring		
	1st	2nd	TOT
VAN	34	34	68
UKY	30	36	66



**Vanderbilt at Kentucky**

03/01/23 Rupp Arena, Lexington  
2022-23 Men's Basketball

**Game Time:** 7:00 PM  
**Game Duration:** 2:04  
**Attendance:** 20,337

**Officials:** Byron Jarrett, Doug Shows, Keith Kimble

**Period 1**

**Quarter Starters:**

<b>UKY</b>	0 Toppin J	1 Fredrick C	14 Canada B	22 Wallace C	34 Tshiebwe O
<b>VAN</b>	0 Lawrence T	1 Smith C	5 Manjon E	12 Thomas T	21 Robbins L

Game Time	UKY	Score	Diff	VAN
20:00	34 TSHIEBWE O jumpball won			21 ROBBINS L jumpball lost
19:38	1 FREDRICK C 2pt FG outside the paint, jump shot missed			
19:35	0 TOPPIN J offensive rebound (1)			
19:34	0 TOPPIN J foul drawn (1)			12 THOMAS T foul shooting (1 - 1)
19:34	0 TOPPIN J free throw 1 - 2 missed			
19:34	offensive dead ball rebound (1)			
19:34	0 TOPPIN J free throw 2 - 2 made (1)	<b>1-0</b>	<b>1</b>	
19:18				1 SMITH C 3pt FG , jump shot missed
19:14				offensive rebound (1)
19:14	14 CANADA B substitution out			
19:14	12 REEVES A substitution in			
19:08				12 THOMAS T 2pt FG second chance in the paint, jump shot missed
19:05	34 TSHIEBWE O defensive rebound (1)			
18:47	1 FREDRICK C 3pt FG , jump shot missed			
18:43	34 TSHIEBWE O offensive rebound (2)			
18:37	1 FREDRICK C 3pt FG second chance, jump shot missed			
18:33				1 SMITH C defensive rebound (1)
18:22		<b>1-2</b>	<b>-1</b>	0 LAWRENCE T 2pt FG in the paint, jump shot made (2)
18:16	12 REEVES A 3pt FG , jump shot missed			
18:12	34 TSHIEBWE O offensive rebound (3)			
17:59	12 REEVES A 2pt FG second chance in the paint, layup made (2)	<b>3-2</b>	<b>1</b>	
17:59	12 REEVES A foul drawn (1)			5 MANJON E foul shooting (1 - 2)
17:59	1 FREDRICK C substitution out			
17:59	24 LIVINGSTON C substitution in			
17:59	12 REEVES A free throw 1 - 1 made (3)	<b>4-2</b>	<b>2</b>	
17:44	22 WALLACE C foul shooting (1 - 1)			5 MANJON E foul drawn (1)
17:43		<b>4-3</b>	<b>1</b>	5 MANJON E free throw 1 - 2 made (1)
17:43		<b>4-4</b>	<b>0</b>	5 MANJON E free throw 2 - 2 made (2)
17:34	12 REEVES A 2pt FG outside the paint, jump shot missed			
17:31				0 LAWRENCE T defensive rebound (1)
17:23				12 THOMAS T 3pt FG , jump shot missed
17:19	0 TOPPIN J defensive rebound (2)			
17:09	34 TSHIEBWE O 2pt FG in the paint, layup made (2)	<b>6-4</b>	<b>2</b>	
17:09	34 TSHIEBWE O foul drawn (1)			21 ROBBINS L foul shooting (1 - 3)
17:09	34 TSHIEBWE O free throw 1 - 1 made (3)	<b>7-4</b>	<b>3</b>	
16:57		<b>7-6</b>	<b>1</b>	21 ROBBINS L 2pt FG in the paint, dunk, made (2)
16:57				12 THOMAS T assist (1)
16:31	34 TSHIEBWE O 2pt FG outside the paint, jump shot made (5)	<b>9-6</b>	<b>3</b>	
16:31	22 WALLACE C assist (1)			
16:09				21 ROBBINS L 2pt FG in the paint, jump shot missed
16:06	22 WALLACE C defensive rebound (1)			
15:59	24 LIVINGSTON C 2pt FG in the paint, jump shot missed			



## Vanderbilt at Kentucky

03/01/23 Rupp Arena, Lexington  
2022-23 Men's Basketball

Game Time: 7:00 PM

Game Duration: 2:04

Attendance: 20,337

Officials: Byron Jarrett, Doug Shows, Keith Kimble

Game Time	UKY	Score	Diff	VAN
15:56				1 SMITH C defensive rebound (2)
15:51	Timeout media			
15:51				21 ROBBINS L substitution out
15:51				42 MILLORA-BROWN Q substitution in
15:39		9-8	1	42 MILLORA-BROWN Q 2pt FG in the paint, jump shot made (2)
15:13	22 WALLACE C 2pt FG outside the paint, jump shot missed			
15:10	34 TSHIEBWE O offensive rebound (4)			
15:05	24 LIVINGSTON C 2pt FG second chance in the paint, jump shot missed			
15:02	offensive rebound (8)			
15:00	12 REEVES A 2pt FG second chance outside the paint, jump shot made (5)	11-8	3	
14:41				5 MANJON E 2pt FG in the paint, jump shot missed
14:38	12 REEVES A defensive rebound (1)			
14:23	22 WALLACE C foul drawn (1)			5 MANJON E foul personal (2 - 4)
14:23				1 SMITH C substitution out
14:23				12 THOMAS T substitution out
14:23				4 WRIGHT J substitution in
14:23				10 STUTE M substitution in
14:23				5 MANJON E substitution out
14:23				3 LEWIS P substitution in
14:23	0 TOPPIN J foul drawn (2)			10 STUTE M foul personal (1 - 5)
14:06	24 LIVINGSTON C 3pt FG , jump shot missed			
14:03				0 LAWRENCE T defensive rebound (2)
13:57	12 REEVES A foul personal (1 - 2)			0 LAWRENCE T foul drawn (1)
13:45		11-11	0	4 WRIGHT J 3pt FG , jump shot made (3)
13:45				0 LAWRENCE T assist (1)
13:31	0 TOPPIN J 2pt FG outside the paint, jump shot made (3)	13-11	2	
13:31	34 TSHIEBWE O assist (1)			
13:17		13-13	0	0 LAWRENCE T 2pt FG in the paint, layup made (4)
13:01	34 TSHIEBWE O 2pt FG outside the paint, jump shot missed			
12:58	24 LIVINGSTON C offensive rebound (1)			
12:58	24 LIVINGSTON C 2pt FG second chance in the paint, layup made (2)	15-13	2	
12:27				0 LAWRENCE T 2pt FG outside the paint, jump shot missed
12:25	12 REEVES A defensive rebound (2)			
12:09	12 REEVES A 3pt FG , jump shot missed			
12:01				defensive rebound (6)
11:50				3 LEWIS P 3pt FG , jump shot missed
11:46				10 STUTE M offensive rebound (1)
11:44				10 STUTE M 2pt FG second chance in the paint, layup blocked
11:44	34 TSHIEBWE O block (1)			
11:40	22 WALLACE C defensive rebound (2)			
11:39	12 REEVES A 3pt FG , jump shot missed			
11:36				0 LAWRENCE T defensive rebound (3)
11:25				10 STUTE M 3pt FG , jump shot missed
11:20	34 TSHIEBWE O defensive rebound (5)			
11:06	34 TSHIEBWE O 2pt FG outside the paint, jump shot missed			
11:03				10 STUTE M defensive rebound (2)
10:59		15-15	0	0 LAWRENCE T 2pt FG fast break in the paint, layup made (6)



**Vanderbilt at Kentucky**

03/01/23 Rupp Arena, Lexington  
2022-23 Men's Basketball

**Game Time:** 7:00 PM  
**Game Duration:** 2:04  
**Attendance:** 20,337

**Officials:** Byron Jarrett, Doug Shows, Keith Kimble

Game Time	UKY	Score	Diff	VAN
10:59				3 LEWIS P assist (1)
10:33	0 TOPPIN J 3pt FG , jump shot missed			
10:30				defensive rebound (10)
10:30	24 LIVINGSTON C foul personal (1 - 3)			0 LAWRENCE T foul drawn (2)
10:30	Timeout media			
10:30	12 REEVES A substitution out			
10:30	1 FREDRICK C substitution in			
10:30	24 LIVINGSTON C substitution out			
10:30	12 REEVES A substitution in			
10:30				0 LAWRENCE T substitution out
10:30				42 MILLORA-BROWN Q substitution out
10:30				12 THOMAS T substitution in
10:30				23 DIA M substitution in
10:15	12 REEVES A foul shooting (2 - 4)			4 WRIGHT J foul drawn (1)
10:15		<b>15-16</b>	<b>-1</b>	4 WRIGHT J free throw 1 - 2 made (4)
10:15		<b>15-17</b>	<b>-2</b>	4 WRIGHT J free throw 2 - 2 made (5)
10:15	12 REEVES A foul drawn (2)			4 WRIGHT J foul flagrant 1 (1 - 6)
10:15	12 REEVES A free throw fast break 1 - 2 made (6)	<b>16-17</b>	<b>-1</b>	
10:15	12 REEVES A free throw fast break 2 - 2 missed			
10:15	offensive dead ball rebound (2)			
10:15	12 REEVES A substitution out			
10:15	22 WALLACE C substitution out			
10:15	3 THIERO A substitution in			
10:15	24 LIVINGSTON C substitution in			
09:49	34 TSHIEBWE O turnover lost ball (1)			23 DIA M steal (1)
09:39				4 WRIGHT J 2pt FG from turnover in the paint, jump shot missed
09:34	24 LIVINGSTON C defensive rebound (2)			
09:21	0 TOPPIN J 2pt FG in the paint, jump shot missed			
09:18	3 THIERO A offensive rebound (1)			
09:17	3 THIERO A 2pt FG second chance outside the paint, jump shot made (2)	<b>18-17</b>	<b>1</b>	
08:58				3 LEWIS P 3pt FG , jump shot missed
08:54				23 DIA M offensive rebound (1)
08:51				23 DIA M 2pt FG second chance outside the paint, jump shot missed
08:48	0 TOPPIN J defensive rebound (3)			
08:28	1 FREDRICK C 3pt FG , jump shot made (3)	<b>21-17</b>	<b>4</b>	
08:28	0 TOPPIN J assist (1)			
08:13				4 WRIGHT J 2pt FG in the paint, layup missed
08:10	34 TSHIEBWE O defensive rebound (6)			
08:00	0 TOPPIN J turnover bad pass (1)			
08:00	Timeout media			
08:00	24 LIVINGSTON C substitution out			
08:00	22 WALLACE C substitution in			
08:00				4 WRIGHT J substitution out
08:00				1 SMITH C substitution in
07:37				23 DIA M 2pt FG from turnover in the paint, jump shot missed
07:36	0 TOPPIN J defensive rebound (4)			
07:36	0 TOPPIN J foul drawn (3)			1 SMITH C foul personal (1 - 7)
07:35	0 TOPPIN J 1&1 free throw 1 missed			



**Vanderbilt at Kentucky**

03/01/23 Rupp Arena, Lexington  
2022-23 Men's Basketball

**Game Time:** 7:00 PM  
**Game Duration:** 2:04  
**Attendance:** 20,337

**Officials:** Byron Jarrett, Doug Shows, Keith Kimble

Game Time	UKY	Score	Diff	VAN
07:35				10 STUTE M defensive rebound (3)
07:15				1 SMITH C 3pt FG , jump shot missed
07:11	0 TOPPIN J defensive rebound (5)			
06:50	22 WALLACE C 2pt FG in the paint, jump shot missed			
06:45				12 THOMAS T defensive rebound (1)
06:37				10 STUTE M 3pt FG , jump shot missed
06:29	34 TSHIEBWE O defensive rebound (7)			
06:20	34 TSHIEBWE O 2pt FG outside the paint, jump shot missed			
06:16				3 LEWIS P defensive rebound (1)
06:09		<b>21-19</b>	<b>2</b>	3 LEWIS P 2pt FG outside the paint, jump shot made (2)
05:40	1 FREDRICK C turnover lost ball (1)			12 THOMAS T steal (1)
05:35				23 DIA M turnover travel (1)
05:35	0 TOPPIN J substitution out			
05:35	34 TSHIEBWE O substitution out			
05:35	4 COLLINS D substitution in			
05:35	55 WARE L substitution in			
05:35				3 LEWIS P substitution out
05:35				10 STUTE M substitution out
05:35				23 DIA M substitution out
05:35				0 LAWRENCE T substitution in
05:35				4 WRIGHT J substitution in
05:35				42 MILLORA-BROWN Q substitution in
05:21	1 FREDRICK C 2pt FG from turnover outside the paint, jump shot made (5)	<b>23-19</b>	<b>4</b>	
05:21	55 WARE L assist (1)			
05:21	1 FREDRICK C foul drawn (1)			0 LAWRENCE T foul shooting (1 - 8)
05:21	3 THIERO A substitution out			
05:21	24 LIVINGSTON C substitution in			
05:21	1 FREDRICK C free throw 1 - 1 made (6)	<b>24-19</b>	<b>5</b>	
04:59		<b>24-21</b>	<b>3</b>	4 WRIGHT J 2pt FG in the paint, layup made (7)
04:49	22 WALLACE C foul drawn (2)			42 MILLORA-BROWN Q foul personal (1 - 9)
04:49	22 WALLACE C 1&1 free throw 1 made (1)	<b>25-21</b>	<b>4</b>	
04:49	22 WALLACE C 1&1 free throw 2 made (2)	<b>26-21</b>	<b>5</b>	
04:34				0 LAWRENCE T turnover bad pass (1)
04:20	22 WALLACE C 3pt FG from turnover, jump shot missed			
04:14	4 COLLINS D offensive rebound (1)			
04:14	4 COLLINS D 2pt FG from turnover second chance in the paint, layup missed			
04:13				42 MILLORA-BROWN Q defensive rebound (1)
03:56				4 WRIGHT J 2pt FG in the paint, jump shot missed
03:55				42 MILLORA-BROWN Q offensive rebound (2)
03:55	4 COLLINS D foul shooting (1 - 5)			42 MILLORA-BROWN Q foul drawn (1)
03:55		<b>26-22</b>	<b>4</b>	42 MILLORA-BROWN Q free throw 1 - 2 made (3)
03:55		<b>26-23</b>	<b>3</b>	42 MILLORA-BROWN Q free throw 2 - 2 made (4)
03:54	Timeout media			
03:54	1 FREDRICK C substitution out			
03:54	55 WARE L substitution out			
03:54	3 THIERO A substitution in			
03:54	34 TSHIEBWE O substitution in			
03:54	24 LIVINGSTON C substitution out			



**Vanderbilt at Kentucky**

03/01/23 Rupp Arena, Lexington  
2022-23 Men's Basketball

**Game Time:** 7:00 PM  
**Game Duration:** 2:04  
**Attendance:** 20,337

**Officials:** Byron Jarrett, Doug Shows, Keith Kimble

Game Time	UKY	Score	Diff	VAN
03:54	0 TOPPIN J substitution in			
03:38	3 THIERO A 2pt FG in the paint, layup missed			
03:35	34 TSHIEBWE O offensive rebound (8)			
03:31	0 TOPPIN J 3pt FG second chance, jump shot missed			
03:23	4 COLLINS D offensive rebound (2)			
03:23	4 COLLINS D 2pt FG second chance in the paint, dunk, made (2)	<b>28-23</b>	<b>5</b>	
03:08				12 THOMAS T 3pt FG , jump shot missed
03:04				1 SMITH C offensive rebound (3)
02:57				0 LAWRENCE T 3pt FG second chance, jump shot missed
02:54	34 TSHIEBWE O defensive rebound (9)			
02:40	4 COLLINS D turnover 3 seconds (1)			
02:40	3 THIERO A substitution out			
02:40	1 FREDRICK C substitution in			
02:19		<b>28-26</b>	<b>2</b>	1 SMITH C 3pt FG from turnover, jump shot made (3)
02:19				4 WRIGHT J assist (1)
01:54	22 WALLACE C 2pt FG in the paint, jump shot made (4)	<b>30-26</b>	<b>4</b>	
01:39				0 LAWRENCE T 2pt FG in the paint, layup blocked
01:39	34 TSHIEBWE O block (2)			
01:37				offensive rebound (18)
01:36		<b>30-29</b>	<b>1</b>	4 WRIGHT J 3pt FG second chance, jump shot made (10)
01:12	22 WALLACE C 3pt FG , jump shot missed			
01:09				42 MILLORA-BROWN Q defensive rebound (3)
01:05	0 TOPPIN J steal (1)			4 WRIGHT J turnover bad pass (1)
01:00	0 TOPPIN J 2pt FG from turnover in the paint, jump shot missed			
00:57				4 WRIGHT J defensive rebound (1)
00:55				0 LAWRENCE T 2pt FG in the paint, layup missed
00:52				4 WRIGHT J offensive rebound (2)
00:52		<b>30-31</b>	<b>-1</b>	4 WRIGHT J 2pt FG second chance in the paint, layup made (12)
00:52	Timeout 30 Sec			
00:52	0 TOPPIN J substitution out			
00:52	24 LIVINGSTON C substitution in			
00:28	34 TSHIEBWE O turnover bad pass (2)			0 LAWRENCE T steal (1)
00:24				Timeout 30 Sec
00:24				1 SMITH C substitution out
00:24				5 MANJON E substitution in
00:01		<b>30-34</b>	<b>-4</b>	42 MILLORA-BROWN Q 3pt FG from turnover, jump shot made (7)
00:01				5 MANJON E assist (1)
<b>END OF PERIOD</b>				
<b>UKY 30-34 VAN</b>				



**Vanderbilt at Kentucky**

03/01/23 Rupp Arena, Lexington  
2022-23 Men's Basketball

Game Time: 7:00 PM  
Game Duration: 2:04  
Attendance: 20,337

Officials: Byron Jarrett, Doug Shows, Keith Kimble

**Vanderbilt - 34**

NO.	Name	F/C	Min	FG	3P	FT	Rebounds			Fouls		TP	AS	TO	ST	Blocks		+/-
				M-A	M-A	M-A	OR	DR	TOT	PF	FD					BS	BA	
1	Colin Smith	F	13:13	1-3	1-3	0-0	1	2	3	1	0	3	0	0	0	0	0	2
21	Liam Robbins	C	04:09	1-2	0-0	0-0	0	0	0	1	0	2	0	0	0	0	0	-3
0	Tyrin Lawrence	G	15:05	3-7	0-1	0-0	0	3	3	1	2	6	1	1	1	0	1	6
5	Ezra Manjon	G	06:01	0-1	0-0	2-2	0	0	0	2	1	2	1	0	0	0	0	0
12	Trey Thomas	G	16:07	0-3	0-2	0-0	0	1	1	1	0	0	1	0	1	0	0	1
42	Quentin Millora-Brown		10:56	2-2	1-1	2-2	1	2	3	1	1	7	0	0	0	0	0	9
3	Paul Lewis		08:48	1-3	0-2	0-0	0	1	1	0	0	2	1	0	0	0	0	1
4	Jordan Wright		11:58	4-7	2-2	2-2	1	1	2	1	1	12	1	1	0	0	0	5
10	Myles Stute		08:48	0-3	0-2	0-0	1	2	3	1	0	0	0	0	0	0	1	1
23	Malik Dia		04:55	0-2	0-0	0-0	1	0	1	0	0	0	0	1	1	0	0	-2
Team							2	2	4			0		0				
<b>Totals</b>				12-33	4-13	6-6	7	14	21	9	5	34	5	3	3	0	2	4

Shooting By Period		
1st FG%	12-33	36.4%
3PT%	4-13	30.8%
FT%	6-6	100%
GM FG%	12-33	36.4%
3PT%	4-13	30.8%
FT%	6-6	100.0%

Dead Ball Rebounds: 0, 0

Technical Fouls::NONE

**Kentucky - 30**

NO.	Name	F/C	Min	FG	3P	FT	Rebounds			Fouls		TP	AS	TO	ST	Blocks		+/-
				M-A	M-A	M-A	OR	DR	TOT	PF	FD					BS	BA	
0	Jacob Toppin	F	17:27	1-5	0-2	1-3	1	4	5	0	3	3	1	1	1	0	0	-2
14	Brennan Canada	F	00:46	0-0	0-0	0-0	0	0	0	0	0	0	0	0	0	0	0	1
34	Oscar Tshiebwe	F	18:19	2-5	0-0	1-1	4	5	9	0	1	5	1	2	0	2	0	-5
1	CJ Fredrick	G	11:17	2-5	1-3	1-1	0	0	0	0	1	6	0	1	0	0	0	-5
22	Cason Wallace	G	17:45	1-5	0-2	2-2	0	2	2	1	2	4	1	0	0	0	0	-9
12	Antonio Reeves		08:59	2-6	0-3	2-3	0	2	2	2	2	6	0	0	0	0	0	-2
24	Chris Livingston		12:03	1-4	0-1	0-0	1	1	2	1	0	2	0	0	0	0	0	0
3	Adou Thiero		06:08	1-2	0-0	0-0	1	0	1	0	0	2	0	0	0	0	0	7
4	Daimion Collins		05:35	1-2	0-0	0-0	2	0	2	1	0	2	0	1	0	0	0	-6
55	Lance Ware		01:41	0-0	0-0	0-0	0	0	0	0	0	0	1	0	0	0	0	1
Team							1	0	1			0		0				
<b>Totals</b>				11-34	1-11	7-10	10	14	24	5	9	30	4	5	1	2	0	-4

Shooting By Period		
1st FG%	11-34	32.4%
3PT%	1-11	9.1%
FT%	7-10	70%
GM FG%	11-34	32.4%
3PT%	1-11	9.1%
FT%	7-10	70.0%

Dead Ball Rebounds: 2, 0

Technical Fouls::NONE

	VAN	UKY
Biggest lead	4 (1 <sup>st</sup> 0:01)	5 (1 <sup>st</sup> 5:21)
Best Scoring Run	8 (1 <sup>st</sup> 0:01)	6 (1 <sup>st</sup> 8:28)
Lead Changes	5	
Times Tied	4	
Time with Lead	02:14	15:29

Points from	VAN	UKY
Turnovers	6	2
Paint	14	10
Second Chance	7	12
Fast Breaks	2	1
Bench	21	12

	Period by Period Scoring		
	1st	2nd	TOT
VAN	34	34	68
UKY	30	36	66



**Vanderbilt at Kentucky**

03/01/23 Rupp Arena, Lexington  
2022-23 Men's Basketball

**Game Time:** 7:00 PM  
**Game Duration:** 2:04  
**Attendance:** 20,337

**Officials:** Byron Jarrett, Doug Shows, Keith Kimble

**Period 2**

**Quarter Starters:**

<b>UKY</b>	0 Toppin J	12 Reeves A	22 Wallace C	24 Livingston C	34 Tshiebwe O
<b>VAN</b>	0 Lawrence T	1 Smith C	5 Manjon E	12 Thomas T	42 Millora-Brown Q

Game Time	UKY	Score	Diff	VAN
20:00	4 COLLINS D substitution out			
20:00	24 LIVINGSTON C substitution out			
20:00	0 TOPPIN J substitution in			
20:00	14 CANADA B substitution in			
20:00				4 WRIGHT J substitution out
20:00				1 SMITH C substitution in
20:00	14 CANADA B substitution out			
20:00	12 REEVES A substitution in			
20:00	1 FREDRICK C substitution out			
20:00	24 LIVINGSTON C substitution in			
20:00				42 MILLORA-BROWN Q substitution out
20:00				21 ROBBINS L substitution in
20:00				21 ROBBINS L substitution out
20:00				42 MILLORA-BROWN Q substitution in
19:38		<b>30-36</b>	<b>-6</b>	5 MANJON E 2pt FG in the paint, layup made (4)
19:18	22 WALLACE C 2pt FG outside the paint, jump shot made (6)	<b>32-36</b>	<b>-4</b>	
18:56				12 THOMAS T 3pt FG , jump shot missed
18:53				0 LAWRENCE T offensive rebound (4)
18:50				1 SMITH C 2pt FG second chance outside the paint, jump shot missed
18:46	34 TSHIEBWE O defensive rebound (10)			
18:25	22 WALLACE C 2pt FG outside the paint, jump shot missed			
18:22	34 TSHIEBWE O offensive rebound (11)			
18:21	34 TSHIEBWE O 2pt FG second chance in the paint, layup blocked			
18:21				42 MILLORA-BROWN Q block (1)
18:18				5 MANJON E defensive rebound (1)
18:14	22 WALLACE C substitution out			
18:14	1 FREDRICK C substitution in			
18:08				0 LAWRENCE T 2pt FG outside the paint, jump shot missed
18:05	1 FREDRICK C defensive rebound (1)			
18:03	12 REEVES A foul drawn (3)			5 MANJON E foul shooting (3 - 1)
18:03	12 REEVES A free throw fast break 1 - 2 missed			
18:03	offensive dead ball rebound (3)			
18:03	12 REEVES A free throw fast break 2 - 2 made (7)	<b>33-36</b>	<b>-3</b>	
17:47		<b>33-38</b>	<b>-5</b>	0 LAWRENCE T 2pt FG in the paint, layup made (8)
17:25	34 TSHIEBWE O foul drawn (2)			42 MILLORA-BROWN Q foul shooting (2 - 2)
17:25	34 TSHIEBWE O free throw 1 - 2 made (6)	<b>34-38</b>	<b>-4</b>	
17:25	34 TSHIEBWE O free throw 2 - 2 made (7)	<b>35-38</b>	<b>-3</b>	
16:56		<b>35-41</b>	<b>-6</b>	0 LAWRENCE T 3pt FG , jump shot made (11)
16:56				5 MANJON E assist (2)
16:36	12 REEVES A 2pt FG in the paint, jump shot missed			
16:34				5 MANJON E defensive rebound (2)
16:28				5 MANJON E 2pt FG in the paint, layup missed





**Vanderbilt at Kentucky**

03/01/23 Rupp Arena, Lexington  
2022-23 Men's Basketball

**Game Time:** 7:00 PM  
**Game Duration:** 2:04  
**Attendance:** 20,337

**Officials:** Byron Jarrett, Doug Shows, Keith Kimble

Game Time	UKY	Score	Diff	VAN
16:26				42 MILLORA-BROWN Q offensive rebound (4)
16:26		<b>35-43</b>	<b>-8</b>	42 MILLORA-BROWN Q 2pt FG second chance in the paint, layup made (9)
16:26	34 TSHIEBWE O foul shooting (1 - 1)			42 MILLORA-BROWN Q foul drawn (2)
16:26		<b>35-44</b>	<b>-9</b>	42 MILLORA-BROWN Q free throw 1 - 1 made (10)
16:11	0 TOPPIN J foul offensive (1 - 2)			42 MILLORA-BROWN Q foul drawn (3)
16:11	0 TOPPIN J turnover offensive (2)			
15:59				12 THOMAS T 3pt FG from turnover, jump shot missed
15:55	24 LIVINGSTON C defensive rebound (3)			
15:46	34 TSHIEBWE O foul drawn (3)			1 SMITH C foul personal (2 - 3)
15:46	Timeout media			
15:46				12 THOMAS T substitution out
15:46				4 WRIGHT J substitution in
15:41	24 LIVINGSTON C 2pt FG outside the paint, jump shot missed			
15:37				42 MILLORA-BROWN Q defensive rebound (5)
15:12		<b>35-46</b>	<b>-11</b>	0 LAWRENCE T 2pt FG in the paint, layup made (13)
15:04	12 REEVES A 2pt FG in the paint, jump shot made (9)	<b>37-46</b>	<b>-9</b>	
15:04				foul administrative technical (4)
15:04				turnover offensive (4)
15:04	12 REEVES A free throw 1 - 1 made (10)	<b>38-46</b>	<b>-8</b>	
14:53	24 LIVINGSTON C steal (1)			4 WRIGHT J turnover bad pass (2)
14:46	24 LIVINGSTON C 2pt FG from turnover in the paint, dunk, made (4)	<b>40-46</b>	<b>-6</b>	
14:31				5 MANJON E 2pt FG in the paint, layup missed
14:28	0 TOPPIN J defensive rebound (6)			
14:25	34 TSHIEBWE O foul drawn (4)			42 MILLORA-BROWN Q foul shooting (3 - 5)
14:25	34 TSHIEBWE O free throw fast break 1 - 2 missed			
14:25	offensive dead ball rebound (4)			
14:25				1 SMITH C substitution out
14:25				10 STUTE M substitution in
14:25	34 TSHIEBWE O free throw fast break 2 - 2 made (8)	<b>41-46</b>	<b>-5</b>	
14:11				10 STUTE M 3pt FG , jump shot missed
14:07	0 TOPPIN J defensive rebound (7)			
13:59	0 TOPPIN J foul drawn (4)			42 MILLORA-BROWN Q foul shooting (4 - 6)
13:59	0 TOPPIN J free throw 1 - 2 made (4)	<b>42-46</b>	<b>-4</b>	
13:59				42 MILLORA-BROWN Q substitution out
13:59				23 DIA M substitution in
13:59	0 TOPPIN J free throw 2 - 2 made (5)	<b>43-46</b>	<b>-3</b>	
13:37	1 FREDRICK C steal (1)			4 WRIGHT J turnover bad pass (3)
13:32	12 REEVES A 3pt FG from turnover, jump shot missed			
13:29	34 TSHIEBWE O offensive rebound (12)			
13:27	34 TSHIEBWE O foul drawn (5)			23 DIA M foul shooting (1 - 7)
13:27	34 TSHIEBWE O free throw 1 - 2 made (9)	<b>44-46</b>	<b>-2</b>	
13:27	34 TSHIEBWE O free throw 2 - 2 missed			
13:27				23 DIA M defensive rebound (2)
13:04		<b>44-49</b>	<b>-5</b>	4 WRIGHT J 3pt FG , jump shot made (15)
13:04				5 MANJON E assist (3)
12:43	0 TOPPIN J 3pt FG , jump shot missed			
12:39	34 TSHIEBWE O offensive rebound (13)			
12:36	24 LIVINGSTON C 3pt FG second chance, jump shot made (7)	<b>47-49</b>	<b>-2</b>	



**Vanderbilt at Kentucky**

03/01/23 Rupp Arena, Lexington  
2022-23 Men's Basketball

**Game Time:** 7:00 PM  
**Game Duration:** 2:04  
**Attendance:** 20,337

**Officials:** Byron Jarrett, Doug Shows, Keith Kimble

Game Time	UKY	Score	Diff	VAN
12:36	34 TSHIEBWE O assist (2)			
12:10		<b>47-51</b>	<b>-4</b>	0 LAWRENCE T 2pt FG in the paint, layup made (15)
11:54	12 REEVES A 2pt FG outside the paint, jump shot missed			
11:49				4 WRIGHT J defensive rebound (3)
11:41				23 DIA M 3pt FG , jump shot missed
11:37	0 TOPPIN J defensive rebound (8)			
11:35	Timeout media			
11:35				5 MANJON E substitution out
11:35				3 LEWIS P substitution in
11:22	12 REEVES A 3pt FG , jump shot missed			
11:19				0 LAWRENCE T defensive rebound (5)
10:55	34 TSHIEBWE O steal (1)			0 LAWRENCE T turnover bad pass (2)
10:35	12 REEVES A 2pt FG from turnover outside the paint, jump shot missed			
10:32				10 STUTE M defensive rebound (4)
10:21				23 DIA M 2pt FG outside the paint, jump shot missed
10:18	24 LIVINGSTON C defensive rebound (4)			
10:20	24 LIVINGSTON C foul drawn (1)			4 WRIGHT J foul personal (2 - 8)
10:20	24 LIVINGSTON C 1&1 free throw 1 made (8)	<b>48-51</b>	<b>-3</b>	
10:20	24 LIVINGSTON C 1&1 free throw 2 missed			
10:20				0 LAWRENCE T defensive rebound (6)
09:50		<b>48-54</b>	<b>-6</b>	0 LAWRENCE T 3pt FG , jump shot made (18)
09:28	34 TSHIEBWE O 2pt FG in the paint, layup made (11)	<b>50-54</b>	<b>-4</b>	
09:09	24 LIVINGSTON C steal (2)			0 LAWRENCE T turnover bad pass (3)
09:04	1 FREDRICK C 3pt FG from turnover, jump shot missed			
09:00				4 WRIGHT J defensive rebound (4)
08:56		<b>50-56</b>	<b>-6</b>	0 LAWRENCE T 2pt FG fast break in the paint, layup made (20)
08:56				4 WRIGHT J assist (2)
08:44	12 REEVES A turnover bad pass (1)			10 STUTE M steal (1)
08:41	0 TOPPIN J foul shooting (2 - 3)			10 STUTE M foul drawn (1)
08:41		<b>50-57</b>	<b>-7</b>	10 STUTE M free throw fast break 1 - 2 made (1)
08:41	1 FREDRICK C substitution out			
08:41	3 THIERO A substitution in			
08:41				0 LAWRENCE T substitution out
08:41				12 THOMAS T substitution in
08:41				10 STUTE M free throw fast break 2 - 2 missed
08:41	34 TSHIEBWE O defensive rebound (14)			
08:26	3 THIERO A turnover lost ball (1)			4 WRIGHT J steal (1)
08:08				3 LEWIS P 3pt FG from turnover, jump shot missed
08:04	34 TSHIEBWE O defensive rebound (15)			
08:00	34 TSHIEBWE O foul drawn (6)			3 LEWIS P foul personal (1 - 9)
08:00	Timeout media			
08:00				3 LEWIS P substitution out
08:00				5 MANJON E substitution in
08:00	34 TSHIEBWE O 1&1 free throw 1 made (12)	<b>51-57</b>	<b>-6</b>	
08:00	34 TSHIEBWE O 1&1 free throw 2 made (13)	<b>52-57</b>	<b>-5</b>	
07:43	3 THIERO A foul personal (1 - 4)			5 MANJON E foul drawn (2)
07:35				10 STUTE M 2pt FG outside the paint, jump shot missed
07:33	24 LIVINGSTON C defensive rebound (5)			



**Vanderbilt at Kentucky**

03/01/23 Rupp Arena, Lexington  
2022-23 Men's Basketball

**Game Time:** 7:00 PM  
**Game Duration:** 2:04  
**Attendance:** 20,337

**Officials:** Byron Jarrett, Doug Shows, Keith Kimble

Game Time	UKY	Score	Diff	VAN
07:16	12 REEVES A 2pt FG outside the paint, jump shot missed			
07:13	34 TSHIEBWE O offensive rebound (16)			
07:12	34 TSHIEBWE O foul drawn (7)			4 WRIGHT J foul shooting (3 - 10)
07:12	34 TSHIEBWE O free throw 1 - 2 missed			
07:12	offensive dead ball rebound (5)			
07:12	3 THIERO A substitution out			
07:12	1 FREDRICK C substitution in			
07:12	34 TSHIEBWE O free throw 2 - 2 made (14)	<b>53-57</b>	<b>-4</b>	
06:44				5 MANJON E 2pt FG in the paint, jump shot missed
06:42	0 TOPPIN J defensive rebound (9)			
06:40	12 REEVES A 3pt FG fast break, jump shot made (13)	<b>56-57</b>	<b>-1</b>	
06:40	0 TOPPIN J assist (2)			
06:14	24 LIVINGSTON C foul shooting (2 - 5)			4 WRIGHT J foul drawn (2)
06:14		<b>56-58</b>	<b>-2</b>	4 WRIGHT J free throw 1 - 2 made (16)
06:14				23 DIA M substitution out
06:14				0 LAWRENCE T substitution in
06:14				4 WRIGHT J free throw 2 - 2 missed
06:14	24 LIVINGSTON C defensive rebound (6)			
05:59	12 REEVES A foul offensive (3 - 6)			10 STUTE M foul drawn (2)
05:59	12 REEVES A turnover offensive (2)			
05:46	24 LIVINGSTON C foul shooting (3 - 7)			0 LAWRENCE T foul drawn (3)
05:46				0 LAWRENCE T free throw 1 - 2 missed
05:46				offensive dead ball rebound (1)
05:46		<b>56-59</b>	<b>-3</b>	0 LAWRENCE T free throw 2 - 2 made (21)
05:37	34 TSHIEBWE O 2pt FG outside the paint, jump shot missed			
05:33	offensive rebound (41)			
05:32	Timeout 30 Sec			
05:18	1 FREDRICK C 2pt FG second chance in the paint, jump shot missed			
05:16	offensive rebound (42)			
05:16	34 TSHIEBWE O foul drawn (8)			10 STUTE M foul personal (2 - 11)
05:15	34 TSHIEBWE O free throw 1 - 2 made (15)	<b>57-59</b>	<b>-2</b>	
05:15	34 TSHIEBWE O free throw 2 - 2 made (16)	<b>58-59</b>	<b>-1</b>	
04:59		<b>58-61</b>	<b>-3</b>	5 MANJON E 2pt FG in the paint, layup made (6)
04:47	34 TSHIEBWE O turnover bad pass (3)			
04:22		<b>58-64</b>	<b>-6</b>	4 WRIGHT J 3pt FG from turnover, jump shot made (19)
04:22				0 LAWRENCE T assist (2)
04:14	12 REEVES A 3pt FG , jump shot missed			
04:11	34 TSHIEBWE O offensive rebound (17)			
04:10	34 TSHIEBWE O foul drawn (9)			10 STUTE M foul personal (3 - 12)
04:10	34 TSHIEBWE O free throw 1 - 2 missed			
04:10	offensive dead ball rebound (6)			
04:10	34 TSHIEBWE O free throw 2 - 2 made (17)	<b>59-64</b>	<b>-5</b>	
04:04				5 MANJON E turnover dribbling violation (1)
03:52	0 TOPPIN J foul drawn (5)			4 WRIGHT J foul shooting (4 - 13)
03:52				Timeout media
03:52	0 TOPPIN J free throw 1 - 2 made (6)	<b>60-64</b>	<b>-4</b>	
03:52	0 TOPPIN J free throw 2 - 2 made (7)	<b>61-64</b>	<b>-3</b>	
03:30				12 THOMAS T 3pt FG , jump shot missed



**Vanderbilt at Kentucky**

03/01/23 Rupp Arena, Lexington  
2022-23 Men's Basketball

**Game Time:** 7:00 PM  
**Game Duration:** 2:04  
**Attendance:** 20,337

**Officials:** Byron Jarrett, Doug Shows, Keith Kimble

Game Time	UKY	Score	Diff	VAN
03:28	0 TOPPIN J defensive rebound (10)			
03:02	0 TOPPIN J 2pt FG outside the paint, jump shot missed			
03:01	34 TSHIEBWE O offensive rebound (18)			
03:00	34 TSHIEBWE O 2pt FG second chance in the paint, dunk, made (19)	<b>63-64</b>	<b>-1</b>	
02:40				4 WRIGHT J 2pt FG in the paint, jump shot blocked
02:40	34 TSHIEBWE O block (3)			
02:36	34 TSHIEBWE O defensive rebound (19)			
02:33	12 REEVES A foul drawn (4)			5 MANJON E foul personal (4 - 14)
02:33	12 REEVES A free throw fast break 1 - 2 made (14)	<b>64-64</b>	<b>0</b>	
02:33				10 STUTE M substitution out
02:33				42 MILLORA-BROWN Q substitution in
02:33	12 REEVES A free throw fast break 2 - 2 missed			
02:33				42 MILLORA-BROWN Q defensive rebound (6)
02:09				5 MANJON E 2pt FG outside the paint, jump shot missed
02:06	34 TSHIEBWE O defensive rebound (20)			
01:54	12 REEVES A turnover bad pass (3)			5 MANJON E steal (1)
01:43				Timeout 60 Sec
01:30				12 THOMAS T 3pt FG from turnover, jump shot missed
01:26	24 LIVINGSTON C defensive rebound (7)			
01:21	Timeout 30 Sec			
01:10	34 TSHIEBWE O 2pt FG outside the paint, jump shot made (21)	<b>66-64</b>	<b>2</b>	
00:42		<b>66-66</b>	<b>0</b>	4 WRIGHT J 2pt FG in the paint, layup made (21)
00:23	12 REEVES A 2pt FG in the paint, jump shot missed			
00:20				0 LAWRENCE T defensive rebound (7)
00:03		<b>66-68</b>	<b>-2</b>	4 WRIGHT J 2pt FG in the paint, jump shot made (23)
00:02	Timeout 60 Sec			
00:00	12 REEVES A 3pt FG , jump shot missed			
00:00				defensive rebound (35)
<b>END OF GAME</b>				
<b>UKY 66-68 VAN</b>				



**Vanderbilt at Kentucky**

03/01/23 Rupp Arena, Lexington  
2022-23 Men's Basketball

Game Time: 7:00 PM  
Game Duration: 2:04  
Attendance: 20,337

Officials: Byron Jarrett, Doug Shows, Keith Kimble

**Vanderbilt - 34**

NO.	Name	F/C	Min	FG			Rebounds			Fouls		TP	AS	TO	ST	Blocks		+/-
				M-A	M-A	M-A	OR	DR	TOT	PF	FD					BS	BA	
1	Colin Smith	F	05:35	0-1	0-0	0-0	0	0	0	1	0	0	0	0	0	0	0	2
21	Liam Robbins	C	00:00	0-0	0-0	0-0	0	0	0	0	0	0	0	0	0	0	0	0
0	Tyrin Lawrence	G	17:33	6-7	2-2	1-2	1	3	4	0	1	15	1	2	0	0	0	3
5	Ezra Manjon	G	16:25	2-6	0-0	0-0	0	2	2	2	1	4	2	1	1	0	0	-5
12	Trey Thomas	G	12:55	0-4	0-4	0-0	0	0	0	0	0	0	0	0	0	0	0	0
42	Quentin Millora-Brown		08:34	1-1	0-0	1-1	1	2	3	3	2	3	0	0	0	1	0	2
4	Jordan Wright		15:46	4-5	2-2	1-2	0	2	2	3	1	11	1	2	1	0	1	-7
10	Myles Stute		11:52	0-2	0-1	1-2	0	1	1	2	2	1	0	0	1	0	0	-6
23	Malik Dia		07:45	0-2	0-1	0-0	0	1	1	1	0	0	0	0	0	0	0	-2
3	Paul Lewis		03:35	0-1	0-1	0-0	0	0	0	1	0	0	0	0	0	0	0	3
Team							0	1	1			0		1				
<b>Totals</b>				13-29	4-11	4-7	2	12	14	13	7	34	4	6	3	1	1	-2

Shooting By Period		
2 <sup>nd</sup> FG%	13-29	44.8%
3PT%	4-11	36.4%
FT%	4-7	57.1%
GM FG%	13-29	44.8%
3PT%	4-11	36.4%
FT%	4-7	57.1%

Dead Ball Rebounds: 1, 0

Technical Fouls: Team 2<sup>nd</sup> 15:04

**Kentucky - 36**

NO.	Name	F/C	Min	FG			Rebounds			Fouls		TP	AS	TO	ST	Blocks		+/-
				M-A	M-A	M-A	OR	DR	TOT	PF	FD					BS	BA	
0	Jacob Toppin	F	20:00	0-2	0-1	4-4	0	5	5	2	2	4	1	1	0	0	0	2
14	Brennan Canada	F	00:00	0-0	0-0	0-0	0	0	0	0	0	0	0	0	0	0	0	0
34	Oscar Tshiebwe	F	20:00	3-5	0-0	10-14	6	5	11	1	8	16	1	1	1	1	1	2
1	CJ Fredrick	G	16:45	0-2	0-1	0-0	0	1	1	0	0	0	0	0	1	0	0	0
22	Cason Wallace	G	01:46	1-2	0-0	0-0	0	0	0	0	0	2	0	0	0	0	0	0
4	Daimion Collins		00:00	0-0	0-0	0-0	0	0	0	0	0	0	0	0	0	0	0	0
12	Antonio Reeves		20:00	2-11	1-5	3-5	0	0	0	1	2	8	0	3	0	0	0	2
24	Chris Livingston		20:00	2-3	1-1	1-2	0	5	5	2	1	6	0	0	2	0	0	2
3	Adou Thiero		01:29	0-0	0-0	0-0	0	0	0	1	0	0	0	1	0	0	0	2
Team							2	0	2			0		0				
<b>Totals</b>				8-25	2-8	18-25	8	16	24	7	13	36	2	6	4	1	1	2

Shooting By Period		
2 <sup>nd</sup> FG%	8-25	32.0%
3PT%	2-8	25.0%
FT%	18-25	72%
GM FG%	8-25	32.0%
3PT%	2-8	25.0%
FT%	18-25	72.0%

Dead Ball Rebounds: 4, 0

Technical Fouls: NONE

	VAN	UKY
Biggest lead	11 (2 <sup>nd</sup> 15:12)	2 (2 <sup>nd</sup> 1:10)
Best Scoring Run	8 (2 <sup>nd</sup> 15:12)	9 (2 <sup>nd</sup> 13:27)
Lead Changes	2	
Times Tied	2	
Time with Lead	17:08	00:28

Points from	VAN	UKY
Turnovers	5	6
Paint	18	8
Second Chance	3	10
Fast Breaks	3	9
Bench	15	14

	Period by Period Scoring		
	1st	2nd	TOT
VAN	34	34	68
UKY	30	36	66



**Vanderbilt at Kentucky**

03/01/23 Rupp Arena, Lexington  
2022-23 Men's Basketball

**Game Time:** 7:00 PM  
**Game Duration:** 2:04  
**Attendance:** 20,337

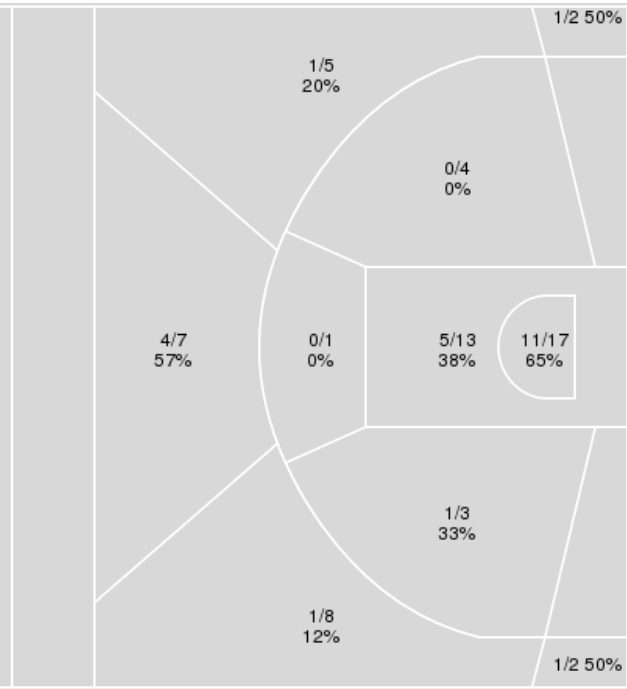
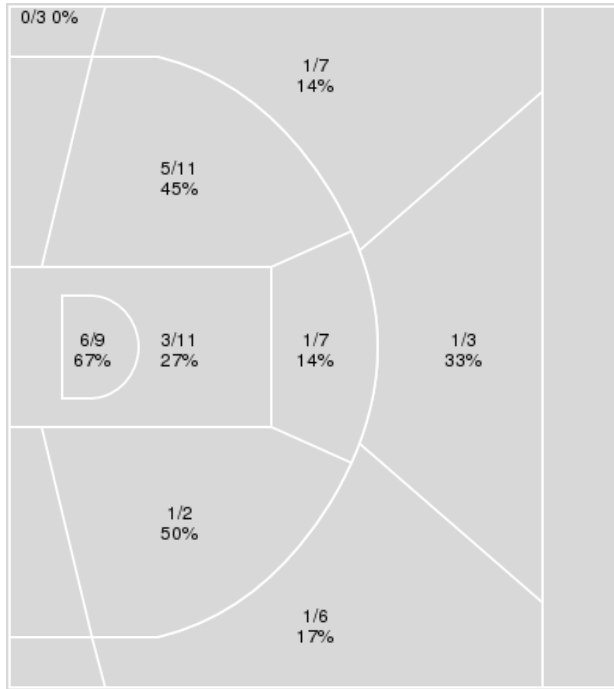
**Officials:** Byron Jarrett, Doug Shows, Keith Kimble

{ Players => All; } FG Types => All; Results => All;

{ Players => 0, 1, 2, 3, 4, 5, 10, 11, 12, 20, 21, 22, 23, 25, 34, 42; } FG  
Types => All; Results => All;

**Kentucky**

**Vanderbilt**



Kentucky	M/A	%
Field Goals	19/59	32
2 Points	16/40	40
3 Points	3/19	16
Free Throws	25/35	71

Vanderbilt	M/A	%
Field Goals	25/62	40
2 Points	17/38	45
3 Points	8/24	33
Free Throws	10/13	77



**Vanderbilt at Kentucky**

03/01/23 Rupp Arena, Lexington  
2022-23 Men's Basketball

Game Time: 7:00 PM  
Game Duration: 2:04  
Attendance: 20,337

Officials: Byron Jarrett, Doug Shows, Keith Kimble

**Vanderbilt**

No	Name	Mins		Score		Points Diff		Points per Min		Assists		Rebounds		Steals		Turnovers	
		On	Off	On	Off	On	Off	On	Off	On	Off	On	Off	On	Off	On	Off
0	Tyrin Lawrence	32:38	07:22	63 - 54	5 - 12	9	-7	1.93	0.68	9	0	31	4	3	3	8	1
1	Colin Smith	18:48	21:12	34 - 30	34 - 36	4	-2	1.81	1.60	3	6	19	16	2	4	5	4
3	Paul Lewis	12:23	27:37	17 - 13	51 - 53	4	-2	1.37	1.85	3	6	14	21	4	2	3	6
4	Jordan Wright	27:44	12:16	48 - 50	20 - 16	-2	4	1.73	1.63	7	2	24	11	5	1	8	1
5	Ezra Manjon	22:26	17:34	39 - 44	29 - 22	-5	7	1.74	1.65	5	4	14	21	1	5	4	5
10	Myles Stute	20:40	19:20	29 - 34	39 - 32	-5	7	1.40	2.02	5	4	16	19	4	2	5	4
12	Trey Thomas	29:02	10:58	48 - 47	20 - 19	1	1	1.65	1.82	5	4	22	13	5	1	4	5
21	Liam Robbins	04:09	35:51	6 - 9	62 - 57	-3	5	1.45	1.73	1	8	4	31	0	6	0	9
23	Malik Dia	12:40	27:20	16 - 20	52 - 46	-4	6	1.26	1.90	2	7	10	25	4	2	4	5
42	Quentin Millora-Brown	19:30	20:30	40 - 29	28 - 37	11	-9	2.05	1.37	5	4	21	14	2	4	4	5

**Kentucky**

No	Name	Mins		Score		Points Diff		Points per Min		Assists		Rebounds		Steals		Turnovers	
		On	Off	On	Off	On	Off	On	Off	On	Off	On	Off	On	Off	On	Off
0	Jacob Toppin	37:27	02:33	61 - 61	5 - 7	0	-2	1.63	1.96	5	1	47	1	5	0	10	1
1	CJ Fredrick	28:02	11:58	48 - 53	18 - 15	-5	3	1.71	1.50	4	2	30	18	5	0	9	2
3	Adou Thiero	07:37	32:23	11 - 2	55 - 66	9	-11	1.44	1.70	2	4	14	34	0	5	5	6
4	Daimion Collins	05:35	34:25	9 - 15	57 - 53	-6	4	1.61	1.66	1	5	4	44	1	4	2	9
12	Antonio Reeves	28:59	11:01	51 - 51	15 - 17	0	-2	1.76	1.36	4	2	36	12	4	1	6	5
14	Brennan Canada	00:46	39:14	1 - 0	65 - 68	1	-3	1.30	1.66	0	6	1	47	0	5	0	11
22	Cason Wallace	19:31	20:29	27 - 36	39 - 32	-9	7	1.38	1.90	3	3	22	26	1	4	3	8
24	Chris Livingston	32:03	07:57	56 - 54	10 - 14	2	-4	1.75	1.26	5	1	38	10	4	1	9	2
34	Oscar Tshiebwe	38:19	01:41	61 - 64	5 - 4	-3	1	1.59	2.97	5	1	47	1	5	0	11	0
55	Lance Ware	01:41	38:19	5 - 4	61 - 64	1	-3	2.97	1.59	1	5	1	47	0	5	0	11



**Vanderbilt at Kentucky**

03/01/23 Rupp Arena, Lexington  
2022-23 Men's Basketball

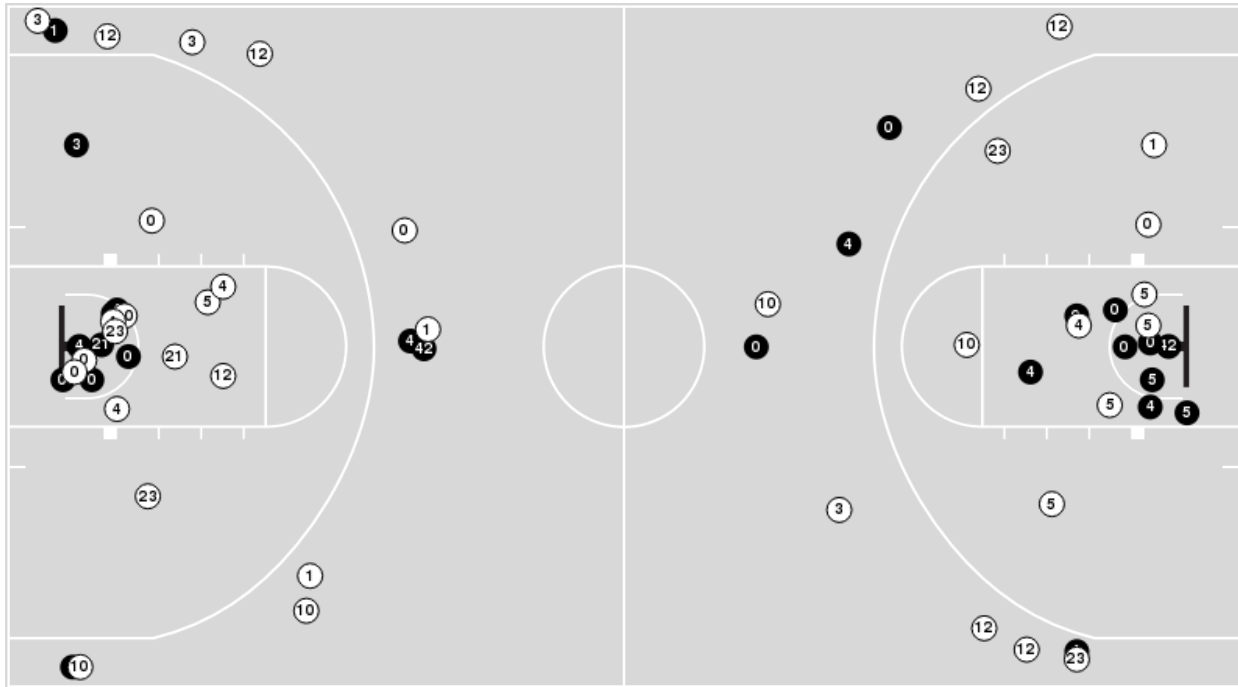
Game Time: 7:00 PM  
Game Duration: 2:04  
Attendance: 20,337

Officials: Byron Jarrett, Doug Shows, Keith Kimble

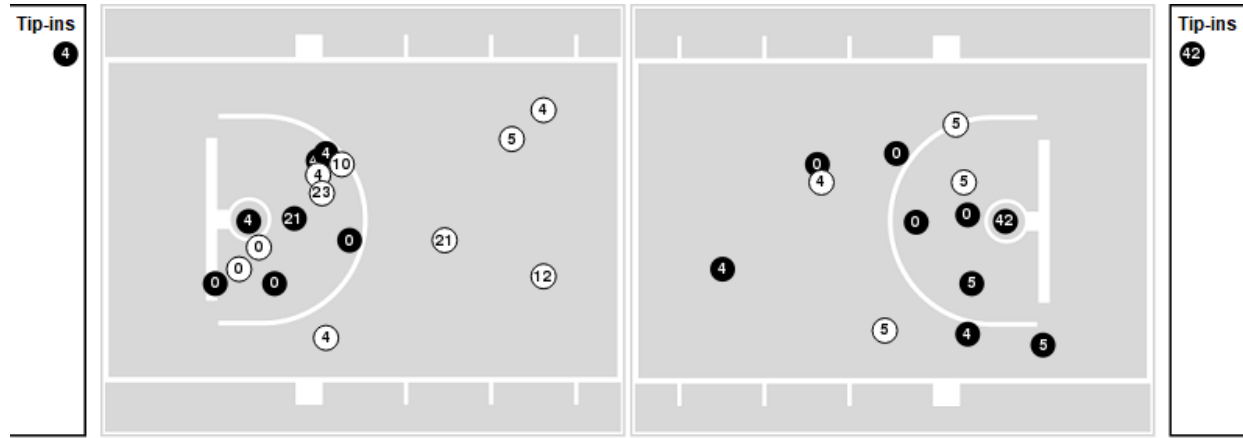
Players => 0, 1, 2, 3, 4, 5, 10, 11, 12, 20, 21, 22, 23, 25, 34, 42 FG Types=>AllResults=>All

**Vanderbilt**

**All Field Goals**



**Blow Up Chart**



**N** Made    **O** Missed    **N** - Player Number

Vanderbilt	M/A	%
Field Goals	25/62	40
2 Points	17/38	45
3 Points	8/24	33
Free Throws	10/13	77

Vanderbilt	M/A	%
Points in the Paint	32 (16 / 30)	53
Fast Break Points	5 (3/4)	75
Second Chance Points	10 (6/11)	55
Effective FG%	47	





**Vanderbilt at Kentucky**

03/01/23 Rupp Arena, Lexington  
2022-23 Men's Basketball

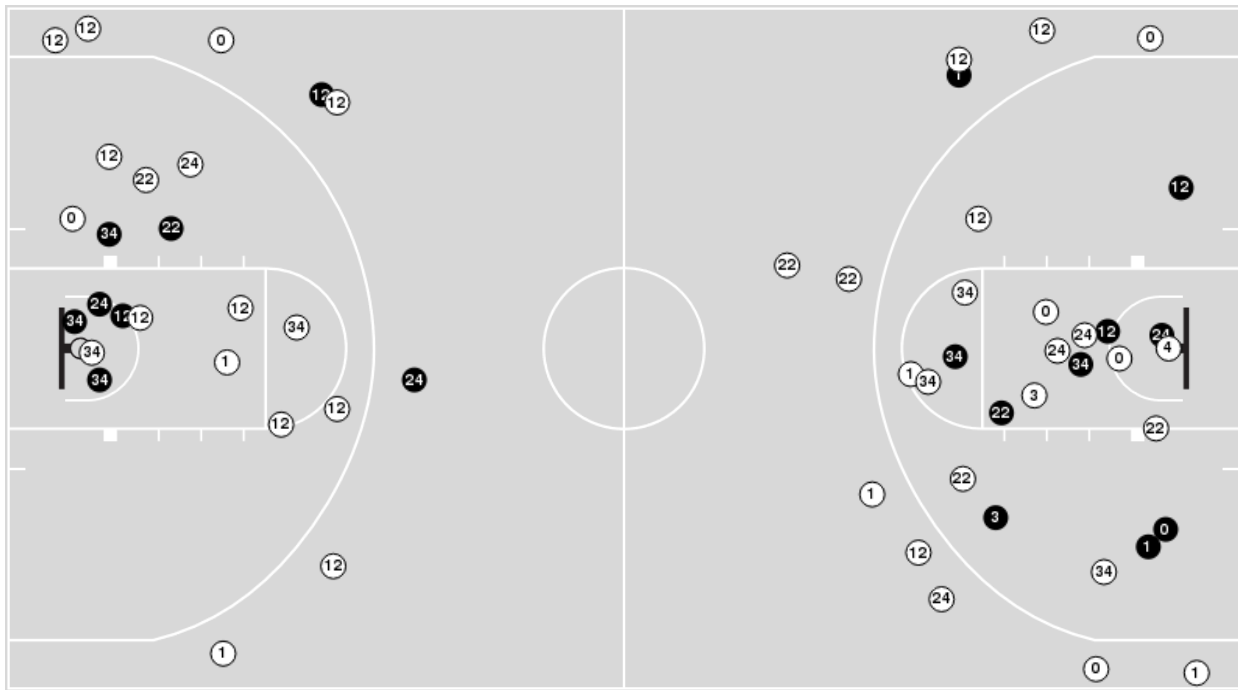
Game Time: 7:00 PM  
Game Duration: 2:04  
Attendance: 20,337

Officials: Byron Jarrett, Doug Shows, Keith Kimble

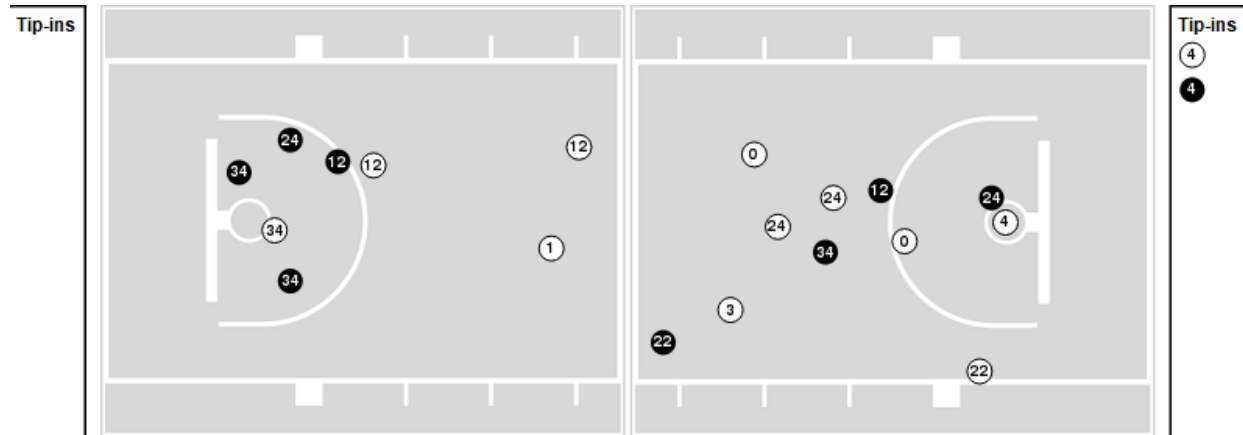
Players => AllFG Types=>AllResults=>All

**Kentucky**

**All Field Goals**



**Blow Up Chart**



● Made    ○ Missed    N - Player Number

Kentucky	M/A	%
Field Goals	19/59	32
2 Points	16/40	40
3 Points	3/19	16
Free Throws	25/35	71

Kentucky	M/A	%
Points in the Paint	18 (9 / 20)	45
Fast Break Points	10 (8/14)	57
Second Chance Points	22 (14/24)	58
Effective FG%	35	



**Vanderbilt at Kentucky**

03/01/23 Rupp Arena, Lexington  
2022-23 Men's Basketball

**Game Time:** 7:00 PM  
**Game Duration:** 2:04  
**Attendance:** 20,337

**Officials:** Byron Jarrett, Doug Shows, Keith Kimble

**Vanderbilt**

Lineup	Quarter On	Time On	Quarter Off	Time Off	Time on Court	Score	Score Diff	Reb	Stl	Tov	Ass	PPP
0- Lawrence T/ 1- Smith C/ 5- Manjon E/ 12- Thomas T/ 21- Robbins L/	1	20:00	1	15:51	04:09	6-9	-3	4	0	0	1	1.0204
0- Lawrence T/ 1- Smith C/ 5- Manjon E/ 12- Thomas T/ 42- Millora-Brown Q/	1	15:51	1	14:23	01:28	2-2	0	0	0	0	0	1.0000
0- Lawrence T/ 4- Wright J/ 5- Manjon E/ 10- Stute M/ 42- Millora-Brown Q/	1	14:23	1	14:23	00:00	0-0	0	0	0	0	0	0.0000
0- Lawrence T/ 3- Lewis P/ 4- Wright J/ 10- Stute M/ 42- Millora-Brown Q/	1	14:23	1	10:30	03:53	7-4	3	6	0	0	2	1.1667
3- Lewis P/ 4- Wright J/ 10- Stute M/ 12- Thomas T/ 23- Dia M/	1	10:30	1	08:00	02:30	2-6	-4	1	1	0	0	0.5155
1- Smith C/ 3- Lewis P/ 10- Stute M/ 12- Thomas T/ 23- Dia M/	1	08:00	1	05:35	02:25	2-0	2	3	1	1	0	0.4000
0- Lawrence T/ 1- Smith C/ 4- Wright J/ 12- Thomas T/ 42- Millora-Brown Q/	1	05:35	1	00:24	05:11	12-9	3	7	1	2	1	1.5228
0- Lawrence T/ 4- Wright J/ 5- Manjon E/ 12- Thomas T/ 42- Millora-Brown Q/	1	00:24	2	20:00	00:24	3-0	3	0	0	0	1	3.0000
0- Lawrence T/ 1- Smith C/ 5- Manjon E/ 12- Thomas T/ 42- Millora-Brown Q/	2	20:00	2	20:00	00:00	0-0	0	0	0	0	0	0.0000
0- Lawrence T/ 1- Smith C/ 5- Manjon E/ 12- Thomas T/ 21- Robbins L/	2	20:00	2	20:00	00:00	0-0	0	0	0	0	0	0.0000
0- Lawrence T/ 1- Smith C/ 5- Manjon E/ 12- Thomas T/ 42- Millora-Brown Q/	2	20:00	2	15:46	04:14	10-5	5	4	0	0	1	1.3441
0- Lawrence T/ 1- Smith C/ 4- Wright J/ 5- Manjon E/ 42- Millora-Brown Q/	2	15:46	2	14:25	01:21	2-5	-3	1	0	2	0	0.5000
0- Lawrence T/ 4- Wright J/ 5- Manjon E/ 10- Stute M/ 42- Millora-Brown Q/	2	14:25	2	13:59	00:26	0-2	-2	0	0	0	0	0.0000
0- Lawrence T/ 4- Wright J/ 5- Manjon E/ 10- Stute M/ 23- Dia M/	2	13:59	2	11:35	02:24	5-5	0	2	0	1	1	1.2500
0- Lawrence T/ 3- Lewis P/ 4- Wright J/ 10- Stute M/ 23- Dia M/	2	11:35	2	08:41	02:54	6-3	3	4	1	2	1	1.1029
3- Lewis P/ 4- Wright J/ 10- Stute M/ 12- Thomas T/ 23- Dia M/	2	08:41	2	08:00	00:41	0-0	0	0	1	0	0	0.0000
4- Wright J/ 5- Manjon E/ 10- Stute M/ 12- Thomas T/ 23- Dia M/	2	08:00	2	06:14	01:46	1-6	-5	0	0	0	0	0.4098
0- Lawrence T/ 4- Wright J/ 5- Manjon E/ 10- Stute M/ 12- Thomas T/	2	06:14	2	02:33	03:41	6-8	-2	0	0	1	1	0.9494
0- Lawrence T/ 4- Wright J/ 5- Manjon E/ 12- Thomas T/ 42- Millora-Brown Q/	2	02:33	2	00:00	02:33	4-2	2	3	1	0	0	1.0000



**Vanderbilt at Kentucky**

03/01/23 Rupp Arena, Lexington  
2022-23 Men's Basketball

**Game Time:** 7:00 PM  
**Game Duration:** 2:04  
**Attendance:** 20,337

**Officials:** Byron Jarrett, Doug Shows, Keith Kimble

**Kentucky**

Lineup	Quarter On	Time On	Quarter Off	Time Off	Time on Court	Score	Score Diff	Reb	Stl	Tov	Ass	PPP
0- Toppin J/ 1- Fredrick C/ 14- Canada B/ 22- Wallace C/ 34- Tshiebwe O/	1	20:00	1	19:14	00:46	1-0	1	1	0	0	0	1.1364
0- Toppin J/ 1- Fredrick C/ 12- Reeves A/ 22- Wallace C/ 34- Tshiebwe O/	1	19:14	1	17:59	01:15	2-2	0	3	0	0	0	1.0000
0- Toppin J/ 12- Reeves A/ 22- Wallace C/ 24- Livingston C/ 34- Tshiebwe O/	1	17:59	1	10:30	07:29	12-13	-1	9	0	0	2	0.9317
0- Toppin J/ 1- Fredrick C/ 22- Wallace C/ 24- Livingston C/ 34- Tshiebwe O/	1	10:30	1	10:30	00:00	0-0	0	0	0	0	0	0.0000
0- Toppin J/ 1- Fredrick C/ 12- Reeves A/ 22- Wallace C/ 34- Tshiebwe O/	1	10:30	1	10:15	00:15	1-2	-1	0	0	0	0	1.1364
0- Toppin J/ 1- Fredrick C/ 3- Thiero A/ 24- Livingston C/ 34- Tshiebwe O/	1	10:15	1	08:00	02:15	5-0	5	4	0	2	1	1.2500
0- Toppin J/ 1- Fredrick C/ 3- Thiero A/ 22- Wallace C/ 34- Tshiebwe O/	1	08:00	1	05:35	02:25	0-2	-2	3	0	1	0	0.0000
1- Fredrick C/ 3- Thiero A/ 4- Collins D/ 22- Wallace C/ 55- Ware L/	1	05:35	1	05:21	00:14	2-0	2	0	0	0	1	2.0000
1- Fredrick C/ 4- Collins D/ 22- Wallace C/ 24- Livingston C/ 55- Ware L/	1	05:21	1	03:54	01:27	3-4	-1	1	0	0	0	1.2931
3- Thiero A/ 4- Collins D/ 22- Wallace C/ 24- Livingston C/ 34- Tshiebwe O/	1	03:54	1	03:54	00:00	0-0	0	0	0	0	0	0.0000
0- Toppin J/ 3- Thiero A/ 4- Collins D/ 22- Wallace C/ 34- Tshiebwe O/	1	03:54	1	02:40	01:14	2-0	2	3	0	1	0	1.0000
0- Toppin J/ 1- Fredrick C/ 4- Collins D/ 22- Wallace C/ 34- Tshiebwe O/	1	02:40	1	00:52	01:48	2-8	-6	0	1	0	0	0.6667
1- Fredrick C/ 4- Collins D/ 22- Wallace C/ 24- Livingston C/ 34- Tshiebwe O/	1	00:52	2	20:00	00:52	0-3	-3	0	0	1	0	0.0000
0- Toppin J/ 1- Fredrick C/ 14- Canada B/ 22- Wallace C/ 34- Tshiebwe O/	2	20:00	2	20:00	00:00	0-0	0	0	0	0	0	0.0000
0- Toppin J/ 1- Fredrick C/ 12- Reeves A/ 22- Wallace C/ 34- Tshiebwe O/	2	20:00	2	20:00	00:00	0-0	0	0	0	0	0	0.0000
0- Toppin J/ 12- Reeves A/ 22- Wallace C/ 24- Livingston C/ 34- Tshiebwe O/	2	20:00	2	18:14	01:46	2-2	0	2	0	0	0	1.0000
0- Toppin J/ 1- Fredrick C/ 12- Reeves A/ 24- Livingston C/ 34- Tshiebwe O/	2	18:14	2	08:41	09:33	18-21	-3	8	4	2	1	1.0158
0- Toppin J/ 3- Thiero A/ 12- Reeves A/ 24- Livingston C/ 34- Tshiebwe O/	2	08:41	2	07:12	01:29	2-0	2	4	0	1	0	0.8621
0- Toppin J/ 1- Fredrick C/ 12- Reeves A/ 24- Livingston C/ 34- Tshiebwe O/	2	07:12	2	00:00	07:12	14-11	3	10	0	3	1	1.1706



**Vanderbilt at Kentucky**

03/01/23 Rupp Arena, Lexington  
2022-23 Men's Basketball

**Game Time:** 7:00 PM  
**Game Duration:** 2:04  
**Attendance:** 20,337

**Officials:** Byron Jarrett, Doug Shows, Keith Kimble

**Vanderbilt**

Lineup	Time	Score	Score Diff	Pts/Min	Reb	Stl	Tov	Ass	PPP
0- Lawrence T/ 1- Smith C/ 5- Manjon E/ 12- Thomas T/ 42- Millora-Brown Q/	05:42	12-7	5	2.1053	4	0	0	1	1.2712
0- Lawrence T/ 1- Smith C/ 4- Wright J/ 12- Thomas T/ 42- Millora-Brown Q/	05:11	12-9	3	2.3151	7	1	2	1	1.5228
0- Lawrence T/ 1- Smith C/ 5- Manjon E/ 12- Thomas T/ 21- Robbins L/	04:09	6-9	-3	1.4458	4	0	0	1	1.0204
0- Lawrence T/ 3- Lewis P/ 4- Wright J/ 10- Stute M/ 42- Millora-Brown Q/	03:53	7-4	3	1.8026	6	0	0	2	1.1667
0- Lawrence T/ 4- Wright J/ 5- Manjon E/ 10- Stute M/ 12- Thomas T/	03:41	6-8	-2	1.6290	0	0	1	1	0.9494
3- Lewis P/ 4- Wright J/ 10- Stute M/ 12- Thomas T/ 23- Dia M/	03:11	2-6	-4	0.6283	1	2	0	0	0.3759
0- Lawrence T/ 4- Wright J/ 5- Manjon E/ 12- Thomas T/ 42- Millora-Brown Q/	02:57	7-2	5	2.3729	3	1	0	1	1.4000
0- Lawrence T/ 3- Lewis P/ 4- Wright J/ 10- Stute M/ 23- Dia M/	02:54	6-3	3	2.0690	4	1	2	1	1.1029
1- Smith C/ 3- Lewis P/ 10- Stute M/ 12- Thomas T/ 23- Dia M/	02:25	2-0	2	0.8276	3	1	1	0	0.4000
0- Lawrence T/ 4- Wright J/ 5- Manjon E/ 10- Stute M/ 23- Dia M/	02:24	5-5	0	2.0833	2	0	1	1	1.2500
4- Wright J/ 5- Manjon E/ 10- Stute M/ 12- Thomas T/ 23- Dia M/	01:46	1-6	-5	0.5660	0	0	0	0	0.4098
0- Lawrence T/ 1- Smith C/ 4- Wright J/ 5- Manjon E/ 42- Millora-Brown Q/	01:21	2-5	-3	1.4815	1	0	2	0	0.5000
0- Lawrence T/ 4- Wright J/ 5- Manjon E/ 10- Stute M/ 42- Millora-Brown Q/	00:26	0-2	-2	0.0000	0	0	0	0	0.0000



**Vanderbilt at Kentucky**

03/01/23 Rupp Arena, Lexington  
2022-23 Men's Basketball

**Game Time:** 7:00 PM  
**Game Duration:** 2:04  
**Attendance:** 20,337

**Officials:** Byron Jarrett, Doug Shows, Keith Kimble

**Kentucky**

Lineup	Time	Score	Score Diff	Pts/Min	Reb	Stl	Tov	Ass	PPP
0- Toppin J/ 1- Fredrick C/ 12- Reeves A/ 24- Livingston C/ 34- Tshiebwe O/	16:45	32-32	0	1.9104	18	4	5	2	1.0782
0- Toppin J/ 12- Reeves A/ 22- Wallace C/ 24- Livingston C/ 34- Tshiebwe O/	09:15	14-15	-1	1.5135	11	0	0	2	0.9409
0- Toppin J/ 1- Fredrick C/ 3- Thiero A/ 22- Wallace C/ 34- Tshiebwe O/	02:25	0-2	-2	0.0000	3	0	1	0	0.0000
0- Toppin J/ 1- Fredrick C/ 3- Thiero A/ 24- Livingston C/ 34- Tshiebwe O/	02:15	5-0	5	2.2222	4	0	2	1	1.2500
0- Toppin J/ 1- Fredrick C/ 4- Collins D/ 22- Wallace C/ 34- Tshiebwe O/	01:48	2-8	-6	1.1111	0	1	0	0	0.6667
0- Toppin J/ 1- Fredrick C/ 12- Reeves A/ 22- Wallace C/ 34- Tshiebwe O/	01:30	3-4	-1	2.0000	3	0	0	0	1.0417
0- Toppin J/ 3- Thiero A/ 12- Reeves A/ 24- Livingston C/ 34- Tshiebwe O/	01:29	2-0	2	1.3483	4	0	1	0	0.8621
1- Fredrick C/ 4- Collins D/ 22- Wallace C/ 24- Livingston C/ 55- Ware L/	01:27	3-4	-1	2.0690	1	0	0	0	1.2931
0- Toppin J/ 3- Thiero A/ 4- Collins D/ 22- Wallace C/ 34- Tshiebwe O/	01:14	2-0	2	1.6216	3	0	1	0	1.0000
1- Fredrick C/ 4- Collins D/ 22- Wallace C/ 24- Livingston C/ 34- Tshiebwe O/	00:52	0-3	-3	0.0000	0	0	1	0	0.0000
0- Toppin J/ 1- Fredrick C/ 14- Canada B/ 22- Wallace C/ 34- Tshiebwe O/	00:46	1-0	1	1.3043	1	0	0	0	1.1364
1- Fredrick C/ 3- Thiero A/ 4- Collins D/ 22- Wallace C/ 55- Ware L/	00:14	2-0	2	8.5714	0	0	0	1	2.0000
0- Toppin J/ 1- Fredrick C/ 22- Wallace C/ 24- Livingston C/ 34- Tshiebwe O/	00:00	0-0	0	NaN	0	0	0	0	0.0000
3- Thiero A/ 4- Collins D/ 22- Wallace C/ 24- Livingston C/ 34- Tshiebwe O/	00:00	0-0	0	NaN	0	0	0	0	0.0000