



KENTUCKY

2022-23 MEN'S BASKETBALL



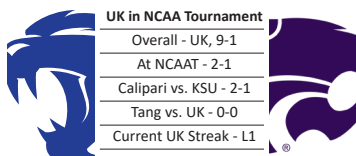
8 NATIONAL CHAMPIONSHIPS | 49 SEC TITLES | 31 SEC TOURNAMENT CHAMPIONSHIPS | 56 ALL-AMERICANS | 136 NBA DRAFT PICKS

#15/13 KANSAS STATE (24-9, 11-7) vs. RV/RV KENTUCKY (22-11, 12-6)

Sunday, March 19 • 2:40 p.m. ET • Greensboro, Coliseum (21,021) • Greensboro, N.C.

#GoBigBlue • #LaFamilia • @KentuckyMBB

THE MATCHUP



UK in NCAA Tournament

Overall - UK, 9-1
At NCAAT - 2-1
Calipari vs. KSU - 2-1
Tang vs. UK - 0-0
Current UK Streak - L1

John Calipari	Jerome Tang
Overall Record: 832-252*	Overall Record: 24-9
Record at UK: 387-112	Record at K-State: 24-9
Overall Seasons: 31st	Overall Seasons: 1st
at Kentucky: 14th	at Kansas State: 1st

*on-court record

BY THE NUMBERS

49	SEC regular-season titles in program history
31	SEC Tournament championships
32	NCAA Tournament wins under John Calipari
13.5	Tshiebwe's NCAA-best rebounds per game

TALE OF THE TAPE

UK	STATISTIC	KSU
74.6	Points Per Game	75.5
39.2	Rebounds PG	35.4
15.2	Assists PG	16.9
3.8	Blocks PG	2.8
6.5	Steals PG	7.7
11.6	Turnovers PG	14.3
.456	FG Pct.	.457
.352	3-Pt FG Pct.	.339
.704	FT Pct.	.750
1.3	Assist-to-TO Ratio	1.2

A UK WIN WOULD ...

- Improve Calipari to 170-57 as a collegiate coach in games played in March or April
- Advance UK to the Sweet 16 of the NCAA Tournament for the 49th time in program history and the ninth time under Calipari
- Improve UK to 131-53 all-time in NCAA Tournament contests, which would tie North Carolina for most NCAA Tournament wins all-time

LAST GAME'S STARTERS




22

CASON WALLACE

6-4 • 193 • GUARD • FRESHMAN
DALLAS | RICHARDSON HIGH SCHOOL

Averaging 11.4 points, 3.5 rebounds, 4.3 assists and 2.0 steals per game | Tied UK single-game record with eight steals vs. Michigan State | Has 16 double-figure scoring efforts | All-SEC Freshman Team selection



12

ANTONIO REEVES

6-5 • 205 • GUARD • SENIOR
CHICAGO | ILLINOIS STATE UNIVERSITY

Averaging 14.6 points per game | Has a team-high 79 made 3-pointers (tied for 13th in single-season in UK history) | Scored in double-figures in 26 games | Scored 20 or more points in 10 games | SEC co-Sixth Man of the Year (coaches)




24

CHRIS LIVINGSTON

6-6 • 220 • FORWARD • SOPHOMORE
AKRON, OHIO | OAK HILL ACADEMY

Averaging 6.2 points and 4.1 rebounds per game | Six double-digit scoring efforts | Double-double (10 pts, 15 rebs.) at Florida | Named to the All-SEC Freshman Team | Appeared in all 33 games and made 25 starts




0

JACOB TOPPIN

6-9 • 205 • FORWARD • SENIOR
BROOKLYN, N.Y. | UNIVERSITY OF RHODE ISLAND

Averaging 12.7 points and 6.9 rebounds per game | Scored a career-high 24 points and added seven boards in the win over Louisville | Recorded eight double-doubles and 23 double-figure scoring contests



34

OSCAR TSHIEBWE

6-9 • 260 • FORWARD • SENIOR
LUBUMBASHI, D.R. OF THE CONGO | WEST VIRGINIA UNIV.

Averaging 16.2 points and a nation-best 13.5 rebounds per game | Consensus second-team All-American | Two-time All-SEC First Team honoree | Has a league-best 19 double-doubles | Set UK single-game NCAA record with 25 rebs. vs. PC

STATS LEADERS

POINTS PER GAME	
UK Oscar Tshiebwe	16.2
KS Keyontae Johnson	17.7
REBOUNDS PER GAME	
UK Oscar Tshiebwe	13.5
KS Keyontae Johnson	7.1
ASSISTS PER GAME	
UK Sahvir Wheeler	5.6
KS Markquis Nowell	7.8
STEALS PER GAME	
UK Cason Wallace	2.0
KS Markquis Nowell	2.4
BLOCKS PER GAME	
UK Oscar Tshiebwe	1.0
KS Nae'Qwan Tomlin	0.8
3-POINTERS	
UK Antonio Reeves	79
KS Markquis Nowell	78
FIELD-GOAL PERCENTAGE (min. 100 att.)	
UK Oscar Tshiebwe	.558
KS Keyontae Johnson	.519
FREE-THROW PERCENTAGE (min. 50 att.)	
UK Antonio Reeves	.778
KS Markquis Nowell	.885

NEED TO KNOW

Tshiebwe ranks seventh all-time in program history with 934 total rebounds. Tshiebwe is 48th all-time in program history with 1,084 points. He is second with 48 double-doubles.

Tshiebwe became the first UK player to be tabbed an All-American in back-to-back years since Tayshaun Prince in 2001 and 2002. He is one of just nine UK players ever to be a consensus All-American at least twice.

Tshiebwe set a UK single-game NCAA Tournament record with 25 rebounds against Providence in the opening round of the tournament.

Kentucky is making its nation-leading 60th NCAA Tournament appearance, totaling a 130-53 all-time record.

Kentucky limited Providence to 53 points, the fewest UK had allowed in an NCAA Tournament game since a 78-39 win over West Virginia in 2015.

Antonio Reeves had a game-high 22 points aided by five 3-pointers vs. the Friars. It was the most 3s by a Wildcat since Doron Lamb made five vs. Iowa State in 2012.

SCHEDULE

NOVEMBER

7	4/4	-/-	HOWARD	SECN	W, 95-63
11	4/4	-/-	DUQUESNE ¹	SECN	W, 77-52
15	4/4	RV/RV	vs. Michigan State ²	ESPN	L, 86-77 ^{NOT}
17	4/4	-/-	SOUTH CAROLINA STATE ³	SECN	W, 106-63
20	4/4	2/2	at Gonzaga	ESPN	L, 88-72
23	15/13	-/-	NORTH FLORIDA ⁴	SECN+	W, 96-56
29	19/18	-/-	BELLARMINE	SECN+	W, 60-41

DECEMBER

4	19/18	RV/RV	vs. Michigan ³	ABC	W, 73-69
10	16/16	-/-	YALE	SECN	W, 69-59
17	13/13	16/14	vs. UCLA ⁴	CBS	L, 63-53
21	19/16	-/-	FLORIDA A&M ⁵	SECN	W, 88-68
28	19/17	RV/RV	at Missouri*	SECN	L, 89-75
31	19/17	-/-	LOUISVILLE	CBS	W, 86-63

JANUARY

3	RV/25	RV/RV	LSU*	ESPN	W, 74-71
7	RV/25	7/7	at Alabama*	ESPN	L, 78-52
10	NR/RV	-/-	SOUTH CAROLINA*	ESPN2	L, 71-68
14	NR/RV	5/5	at Tennessee*	ESPN	W, 63-56
17	NR/RV	-/-	GEORGIA*	ESPN	W, 85-71
21	NR/RV	RV/RV	TEXAS A&M*	ESPN	W, 76-67
24	RV/RV	-/-	at Vanderbilt*	SECN	W, 69-53
28	RV/RV	9/9	KANSAS ⁶	ESPN	L, 77-68
31	-/-	-/-	at Ole Miss*	ESPN	W, 75-66

FEBRUARY

4	-/-	-/-	FLORIDA*	ESPN	W, 72-67
7	RV/RV	RV/NR	ARKANSAS*	ESPN	L, 86-73
11	RV/RV	-/-	at Georgia*	ESPN	L, 75-68
15	-/-	-/-	at Mississippi State*	SECN	W, 71-68
18	-/-	10/11	TENNESSEE*	CBS	W, 66-54
22	RV/RV	-/-	at Florida*	ESPN	W, 82-74
25	RV/RV	NR/RV	AUBURN*	CBS	W, 86-54

MARCH

1	23/RV	-/-	VANDERBILT*	SECN	L, 68-66
4	23/RV	RV/NR	at Arkansas*	CBS	W, 88-79
10	23/24	RV/RV	vs. Vanderbilt ⁷	SECN	9 p.m.
17	RV/RV	NR/RV	vs. Providence ⁸	CBS	W, 61-53
19	RV/RV	15/13	vs. Kansas State ⁸	CBS	2:40 p.m.

All times Eastern | *SEC conference game | HOME GAMES IN CAPS

¹ Tribute Classic presented by Kentucky Tourism; (Rupp Arena | Lexington, Ky.), ² Champions Classic (Gainbridge Fieldhouse | Indianapolis), ³ Hall of Fame Game (O2 Arena | London, England), ⁴ CBS Sports Classic (Madison Square Garden | New York), ⁵ Unity Series (Rupp Arena | Lexington, Ky.), ⁶ SEC/Big 12 Challenge (Rupp Arena | Lexington, Ky.), ⁷ SEC Tournament (Bridgestone Arena | Nashville, Tenn.), ⁸ NCAA Tournament First Round (Greensboro Coliseum | Greensboro, N.C.)

BROADCAST INFO

TELEVISION

Play-by-play: Ian Eagle
Analyst: Jim Spanarkel
Sideline: Evan Washburn



HOME RADIO

Play-by-play: Tom Leach
Analyst: Jack Givens



SATELLITE RADIO

Sirius: 134 or 202
SXM App: 965



TV CHART

							
0 JACOB TOPPIN	1 CJ FREDRICK	2 SAHVIR WHEELER	3 ADOU THIERO	4 DAIMION COLLINS	12 ANTONIO REEVES	13 GRANT DARBYSHIRE	14 BRENNAN CANADA
Senior Forward 6-9 205 Brooklyn, N.Y. Univ. of Rhode Island @jtoppin0 @jtoppin_0	RS Senior Guard 6-3 185 Cincinnati University of Iowa @cj_fredrick @cj_fredrick5	Senior Guard 5-9 180 Houston University of Georgia @sahvir_ @sahvir_ <i>(sah-VEER)</i>	Freshman Guard 6-6 200 Leetsdale, Pa. Quaker Valley HS @Adou_Thiero @Adou_Thiero <i>(ah-DO THEE-air-oh)</i>	Sophomore Forward 6-9 210 Atlanta, Texas Atlanta High School @CollinsDaimion @daimionfmetx	Senior Guard 6-5 205 Chicago Illinois State Univ. @TonioReeves @tonioreeves	Freshman Guard 6-2 190 Cincinnati Sycamore HS @GrantDarbyshire @grant_d_13	Senior Forward 6-5 205 Mount Sterling, Ky. George Rogers Clark HS @brennanc14 @brennanc14

						
21 WALKER HORN	22 CASON WALLACE	24 CHRIS LIVINGSTON	25 KAREEM WATKINS	33 UGONNA ONYENSO	34 OSCAR TSHIEBWE	55 LANCE WARE
Freshman Guard 6-3 200 Austin, Texas Westlake HS @walkerhorn_ @walkerhorn_	Freshman Guard 6-4 193 Dallas Richardson HS @wallace_cason @cason.wallace	Freshman Forward 6-6 220 Akron, Ohio Oak Hill Academy @_chrisliv24 @chris_livingston	Junior Guard 5-8 175 Camden, N.J. Kingsway Regional HS @reemwat	Freshman Forward 6-11 225 Owerri, Imo State, Nigeria Putnam Science Acad. @onyensokingsle3 @kingsugo_ <i>(000-GAH-na ON-yen-so)</i>	Senior Forward 6-9 260 Lubumbashi, D.R. of the Congo West Virginia Univ. @Oscartshiebwe34 @oscar_tshiebwe <i>(SHEE-bway)</i>	Junior Forward 6-9 235 Camden, N.J. Camden HS @lanceware55 @lance.ware

				
JOHN CALIPARI	BRUISER FLINT	ORLANDO ANTIGUA	CHIN COLEMAN	K.T. TURNER
Head Coach 14th Season @UKCoachCalipari @ukcoachcalipari <i>(cal-uh-PEAR-ee)</i>	Assoc. to the HC Third season at UK Second season as associate to the head coach @brufint14	Associate Coach Seventh season at UK Second season as associate @CoachAntigua @coachantigua	Assistant Coach Second season at UK Second season as assistant	Assistant Coach First season at UK First season as assistant @CoachKTTurner @coach_kt_turner

Alphabetical Roster

NO.	NAME	POS.	HT.	WT.	CL.	HOMETOWN (PREVIOUS SCHOOL)
14	Brennan Canada	F	6-5	205	Sr.	Mount Sterling, Ky. (George Rogers Clark High School)
4	Daimion Collins	F	6-9	210	So.	Atlanta, Texas (Atlanta High School)
13	Grant Darbyshire	G	6-2	190	Fr.	Cincinnati (Sycamore High School)
1	CJ Fredrick	G	6-3	185	RS-Sr.	Cincinnati (University of Iowa)
21	Walker Horn	G	6-3	200	Fr.	Austin, Texas (Westlake High School)
24	Chris Livingston	F	6-6	220	Fr.	Akron, Ohio (Oak Hill Academy)
33	Ugonna Onyenso	F	6-11	225	Fr.	Owerri, Imo State, Nigeria (Putnam Science Academy)
12	Antonio Reeves	G	6-5	205	Sr.	Chicago (Illinois State University)
3	Adou Thiero	G	6-6	200	Fr.	Leetsdale, Pa. (Quaker Valley High School)
0	Jacob Toppin	F	6-9	205	Sr.	Brooklyn, N.Y. (University of Rhode Island)
34	Oscar Tshiebwe	F	6-9	260	Sr.	Lubumbashi, Democratic Republic of the Congo (West Virginia Univ.)
22	Cason Wallace	G	6-4	193	Fr.	Dallas (Richardson High School)
55	Lance Ware	F	6-9	235	Jr.	Camden, N.J. (Camden High School)
25	Kareem Watkins	G	5-8	175	Jr.	Camden, N.J. (Kingsway Regional High School)
2	Sahvir Wheeler	G	5-9	180	Sr.	Houston (University of Georgia)

On the Bench

Head Coach: John Calipari (Clarion, 1982)
Associate to the Head Coach: James "Bruiser" Flint (St. Joseph's, 1987)
Associate Coach: Orlando Antigua (Pittsburgh, 1995)
Assistant Coaches: Ronald "Chin" Coleman (Lamar, 1997), K.T. Turner (Oklahoma City, 2003)
Assoc. AD/Basketball Operations: Chris Woolard (UCLA, 1997)
Director of Player Development: TJ Beisner (Kentucky, 2008)
Director of Basketball Admin.: Will Barton (Kentucky, 2013)
Strength and Conditioning Coach: Brady Welsh (Eastern Illinois, 2015)
Head Athletic Trainer: Geoffrey Staton (North Carolina, 2007)
Equipment Manager: Mark Evans (Kentucky, 2013)
Graduate Assistant Coach: Riley Welch (Kentucky, 2021)
Student Assistant Coach: Tyler Ulis



POLLS, STATS, MEDIA INFO

Weekly Media Schedule

all times ET unless indicated otherwise

16 Thu.

Media | 1:20 p.m.
Open Practice: 2 p.m.

17 Fri.

vs. Providence | 7:10 p.m.
| CBS

18 Sat.

Media | 3:10 p.m.

19 Sun.

vs. Kansas State/Montana
State | TBA | TBD

20 Mon.

UK Healthcare John Calipari
Show | 6 p.m.

21 Tue.

22 Wed.

Communications & PR Staff



Deb Moore

Senior Associate Director
Cell - 859.559.5781
Email - deb.moore@uky.edu



Brett Rybak

Associate Director
Cell - 440.840.4962
Email - brett.rybak@uky.edu

Media Information

CREDENTIAL REQUESTS

Requests for single-game credentials will open **14** days prior to the deadline date and close **five** days prior to game day online at sportssystem.com/Kentucky.

CREDENTIAL CRITERIA

The University of Kentucky's decision to issue credentials to a media outlet for the purposes of covering a UK basketball home or away event is determined by a variety of factors. They include the following:

- Priority is given to outlets based on circulation size/household reach/unique site visitors
- Additional consideration is based on amount of original content generated, number of full-time employees of the outlet, length of existence of the outlet and the journalist experience of the reporter(s)
- Attendance at Kentucky media sessions, including Olympic sport opportunities and the intention/ability to cover all 22 sports at Kentucky both at home and on the road, also is considered
- Professionalism, which includes is not limited to conduct at games, press conferences, practices, on social media, etc.

Being granted credentials at another institution/event does not equate to meeting the criteria for the University of Kentucky. Being granted credentials for one UK event does not guarantee approval for other UK events. The University of Kentucky has the right to deny or revoke credentials under its own discretion. Credentialing also is dependent on space availability.

INTERVIEW POLICIES-GENERAL

All interviews with University of Kentucky basketball players or staff members must be arranged through the Communications and Public Relations office. Media should never contact a player or coach directly.

The Wildcat Coal Lodge, dormitories, team locker rooms and other team quarters are private team areas. Media members are not permitted in these areas unless accompanied by appropriate university personnel.

PRACTICE/PRESS CONFERENCES

Other than announced exceptions, UK basketball practices are closed to the media.

Player interviews are conducted pregame weekly and will be available to all UK media. UK will accept requests for player interviews, but they must be submitted 24 hours prior to the scheduled availability.

Coach John Calipari will meet with members of the media at least once a week in the Memorial Coliseum Media Room.

Game-day shoot-arounds are closed to the media.

TELEPHONE PLAYER INTERVIEWS

Telephone interviews are available to the media on a call-back basis. Individual player and coach telephone numbers will not be given to members of the media.

Players are instructed not to conduct interviews when contacted directly by telephone. The Communications and Public Relations office will arrange for telephone interviews at a time most convenient for the student-athlete.

Other special requests are handled on a case-by-case basis.

POSTGAME INTERVIEWS

Following each game, there is a cooling-off period, during which time the players shower and dress. Approximately 10 minutes after the game ends, Coach Calipari conducts his postgame press conference while a player speaks to the UK Sports Network.

Following Coach Calipari's press conference in the Rupp Arena interview room and the cooling-off period, selected UK players are available in the interview room.

The Polls

Associated Press Top 25 March 13

- Alabama (48)
- Houston (9)
- Purdue (3)
- Kansas
- Texas
- Marquette
- UCLA (1)
- Arizona
- Gonzaga
- UConn
- Baylor
- Duke
- Xavier
- Virginia
- Kansas State
- Miami
- Texas A&M
- San Diego State
- Saint Mary's
- Tennessee
- Indiana
- TCU
- Missouri
- Memphis
- Florida Atlantic

Receiving Votes: Creighton, Oral Roberts, Kentucky, Iowa State, VCU, Utah State, Penn State, Charleston, Kent State, Drake, West Virginia, Northwestern

USA Today Coaches Poll March 13

- Houston (21)
- Alabama (8)
- Purdue (2)
- Marquette
- Kansas (1)
- UCLA
- Texas
- Arizona
- Gonzaga
- Virginia
- Baylor
- UConn
- Kansas State
- Xavier
- Miami
- Duke
- Texas A&M
- San Diego State
- Saint Mary's Indiana
- Tennessee
- Creighton
- TCU
- Missouri
- Florida Atlantic

Receiving Votes: Iowa State, Kentucky, Penn State, Northwestern, Providence, Oral Roberts, Utah State, VCU, Kent State, Maryland, NC State, Memphis, Charleston, Pittsburgh, Michigan State

UK in the Rankings

Team Rankings

Category	Stat	SEC [NCAA]
Scoring	75.1	3rd [95th]
Scoring Defense	68.0	6th [116th]
Scoring Margin	+7.0	3rd [66th]
Free-Throw %	.703	9th [229th]
Field-Goal %	.459	3rd [97th]
Field-Goal % Def.	.429	8th [129th]
3-Point FG %	.354	2nd [10th]
3-Point FG % Def.	.331	10th [133rd]
Rebounds Per Game	38.97	2nd [16th]
Opponent Rebs. Per Game	30.19	1st
Rebounding Margin	+8.8	1st [3rd]
Blocks Per Game	3.8	6th [102nd]
Assists Per Game	15.3	3rd [42nd]
Steals Per Game	6.5	10th [168th]
Turnover Margin	-0.4	9th [219th]
Assist-to-TO Ratio	+1.31	3rd [51st]
Off. Rebs. Per Game	13.59	1st [4th]
Def. Rebs. Per Game	25.38	4th [132nd]
Def. Rebound %	.745	1st
Off. Rebound %	.387	1st
3-Point FG Per Game	6.4	10th [278th]

Individual Rankings

Category/Player	Stat	SEC [NCAA]
Assist-to-TO Ratio/Wallace	2.08	4th [81st]
Assists Per Game/Wallace	4.2	2nd [110th]
Blocks Per Game/Tshiebwe	1.00	11th [200th]
Double-Doubles/Tshiebwe	19	1st [4th]
Double-Doubles/Toppin	8	6th [82nd]
Double-Doubles/Livingston	2	16th [414th]
Field-Goal %/Tshiebwe	.563	2nd [39th]
Minutes Per Game/Tshiebwe	33:31	4th [216th]
Points Per Game/Tshiebwe	16.5	4th [141st]
Points Per Game/Reeves	14.4	13th [303rd]
Def. Rebs. Per Game/Tshiebwe	7.67	1st [7th]
Def. Rebs. Per Game/Toppin	4.94	7th [167th]
Off. Rebs. Per Game/Tshiebwe	5.47	1st [1st]
Off. Rebs. Per Game/Toppin	1.97	15th [300th]
Rebounds Per Game/Tshiebwe	13.1	1st [1st]
Rebounds Per Game/Toppin	6.9	8th [177th]
Steals Per Game/Wallace	1.97	4th [42nd]
Steals Per Game/Tshiebwe	1.57	11th [146th]
3-Pointers Per Game/Reeves	2.31	5th [150th]

entering the NCAA Tournament

SEC Standings

Team	SEC Record	Overall Record
Alabama	16-2 (.889)	30-5 (.857)
Texas A&M	15-3 (.833)	25-10 (.714)
Kentucky	12-6 (.667)	22-11 (.667)
Missouri	11-7 (.611)	25-9 (.735)
Tennessee	11-7 (.611)	24-10 (.706)
Vanderbilt	11-7 (.611)	21-14 (.600)
Auburn	10-8 (.556)	21-12 (.636)
Florida	9-9 (.500)	16-17 (.485)
Mississippi State	8-10 (.444)	21-13 (.618)
Arkansas	8-10 (.444)	21-13 (.618)
Georgia	6-12 (.333)	16-16 (.500)
South Carolina	4-14 (.222)	11-21 (.344)
Ole Miss	3-15 (.167)	12-21 (.364)
LSU	2-16 (.111)	14-19 (.424)

as of March 17

Upcoming in the SEC

March 18-19

NCAA TOURNAMENT Contest	Time	TV Network
Saturday, March 18		
Tennessee vs. Duke	2:40 p.m.	CBS
Arkansas vs. Kansas	5:15 p.m.	CBS
Missouri vs. Princeton	6:10 p.m.	TNT
Auburn vs. Houston	7:10 p.m.	TBS
Alabama vs. Maryland	9:40 p.m.	TBS

NATIONAL INVITATION TOURNAMENT Contest	Time	TV Network
Sunday, March 19		
Kentucky vs. Kansas State	2:40 p.m.	CBS
Saturday, March 18		
Michigan at Vanderbilt	Noon	ESPN



NOTES

Honoring the Cats

Oscar Tshiebwe

- USBWA All-America Second Team
- NABC All-America Second Team
- Associated Press All-America Second Team
- The Sporting News All-America Third Team
- All-SEC First Team (Coaches/Media)
- USBWA All-District IV
- Oscar Robertson National Player of the Week (2/28)
- SEC Player of the Week (2/27)
- SEC Player of the Week (1/23)
- Kareem Abdul-Jabbar Award late season watch list
- Wooden Award late season watch list
- Oscar Robertson Trophy late season watch list
- Oscar Robertson Trophy midseason watch list
- Kareem Abdul-Jabbar Center of the Year Top 10
- Naismith Player of the Year Midseason Team
- Associated Press Preseason First Team All-America
- CBS Sports Preseason First Team All-America
- The Athletic Preseason First Team All-America

CJ Fredrick

- SEC Community Service Team

Chris Livingston

- All-SEC Freshman Team (Coaches)
- SEC Freshman of the Week (2/20)

Antonio Reeves

- SEC Co-Sixth Man of the Year (Coaches)

Jacob Toppin

- Bluegrass Sports Commission Kentucky-Louisville Game MVP

Cason Wallace

- All-SEC Freshman Team (Coaches)
- SEC Freshman of the Week (2/6)
- SEC Freshman of the Week (1/30)
- SEC Freshman of the Week (12/27)
- London Showcase Most Valuable Player

Clutch Free Throws

Free throws during a two-possession game (six points or less) at any point with 3:00 or less to play or overtime:

Player	FTs	Pct.
CJ Fredrick	2-2	1.000
Chris Livingston	5-6	.833
Jacob Toppin	19-25	.760
Oscar Tshiebwe	7-10	.700
Cason Wallace	9-13	.692
Antonio Reeves	4-6	.667
Daimion Collins	3-5	.600
Sahvir Wheeler	1-4	.250
Kentucky	50-71	.704

NCAA Tournament Success under Calipari

UK ranks second in the nation in all-time NCAA Tournament victories with 130, but no team has more wins in the tournament than the Wildcats since 2010, when John Calipari first led the Wildcats into the Big Dance, entering the 2023 second round:

- 32 - Kentucky, Kansas
- 31 - Duke
- 29 - North Carolina
- 28 - Gonzaga
- 24 - Michigan
- 23 - Villanova
- 23 - Michigan State
- 20 - Syracuse, Wisconsin
- 19 - Baylor, Florida
- 16 - Butler, Louisville
- 15 - Ohio State
- 14 - Connecticut, Oregon
- 13 - Virginia

Since Calipari took over the reins at UK, no team has more:

- NCAA Tournament wins (32)
- Final Four appearances (four)
- Elite Eight appearances (seven)
- Sweet 16 appearances (eight)

Kentucky is 32-9 (78.0%) in NCAA Tournament games under the direction of Calipari, ahead of Adolph Rupp (30-18) for most wins by a Kentucky coach. Overall, Calipari is 57-20 (74.0%) as a head coach in NCAA Tournament games.

Calipari, with 57 career NCAA Tournament wins, leads all active head coaches. Bill Self (56) and Tom Izzo (54) are the only other two coaches with at least 50 wins in NCAA Tournament action.

Tshiebwe Named Consensus Second-Team All-American

Kentucky senior forward Oscar Tshiebwe continues to rewrite Kentucky's history books. The Lubumbashi, Democratic Republic of the Congo native became just the ninth consensus two-time All-American in program history.

He is a consensus second-team selection after earning second-team honors by the Associated Press, the United States Basketball Writers Association and the National Basketball Coaches Association. He was a third-team pick by The Sporting News. Tshiebwe is the first two-time consensus All-American at Kentucky since Kenny Walker.

Tshiebwe joins Forest Sale (1932, 33), Ralph Beard (1947, 48, 49), Alex Groza (1947, 48, 49), Cliff Hagan (1952, 54), Cotton Nash (1962, 63, 64), Louie Dampier (1966, 67), Dani Issel (1969, 70) and Walker (1985, 86) as the only Wildcats to earn the distinguished honor in at least two seasons.

A total of 24 Wildcats have been a two-time All-American in program history, but only nine were consensus selections in at least two seasons.

Tshiebwe leads the Wildcats in scoring (16.5) and rebounds (13.1) for the second-consecutive season. He is the only player in the country averaging at least 15.0 points, 10.0 rebound, 1.5 steals and 1.0 blocks per game in another banner season for the Wildcats.

Reeves Leads Wildcat SEC Honorees

Headlined by senior guard Antonio Reeves being tabbed the Southeastern Conference Co-Sixth Man of the Year, four members of the Kentucky men's basketball team were honored with post-season honors by the conference's coaches and media. In addition to Reeves' honor, Oscar Tshiebwe was a first-team selection by both the coaches and media, while newcomers Chris Livingston and Cason Wallace were named to the All-Freshman Team by the coaches.

- With Tshiebwe's most-recent honor, head coach John Calipari has now coached 32 players (34 total honors) who have earned All-SEC first- or second-team accolades
- At least one player has been named to the All-SEC Freshman Team in each of Calipari's 14 seasons, including 31 total honors
- Tshiebwe becomes the first Wildcat to earn All-SEC First Team honors in consecutive seasons since Patrick Patterson in 2009 and 2010

What's Trending over the Last Five Games

A snapshot of what has been trending with the Cats over their last five games played:

- UK is 3-2 with a win at Arkansas, as well as a dominating win

at home against Auburn and the NCAA Tournament win over Providence. Both losses are to Vanderbilt, which had won 10 of its last 11 games

- Three Wildcats are averaging double-figure points: Antonio Reeves (23.2), Oscar Tshiebwe (16.4) and Jacob Toppin (16.0)
- Kentucky is plus-14.2 on the boards
- Tshiebwe is averaging 18.0 rebounds per game, while Toppin is hauling in 8.6 and Chris Livingston is accounting for 6.2 per game
- Kentucky is shooting 43.8% from the field and averaging 74.8 points per game
- UK's opponents are shooting 31.9% from 3-point range, while Kentucky has connected on 29.9% from 3

Cats Won 11 of Last 14 in SEC Play

Since the losses at No. 7 Alabama and against South Carolina, Kentucky won 11 of its last 14 conference games:

- UK played shorthanded in the last eight games, with Sahvir Wheeler missing all eight and CJ Fredrick being out for four
- UK achieved a plus-10.8 rebounding margin, including a total of 184-109 on the offensive boards
- Antonio Reeves led the Cats with 17.1 points per game, while Oscar Tshiebwe had 13.3 rebounds and 21 steals
- Jacob Toppin averaged 13.6 points and 7.6 rebounds per game, shot 50.7% (72-142) from the field and 47.8% (11-23) from deep
- Cason Wallace averaged 11.7 points and 4.8 assists per game and shot 90.6% (29-32) from the free-throw line
- As a team, the Cats shot 75.9% (224-295) from the charity stripe, more than five percent better than their season average

Battle-Tested Cats Approach Postseason

Kentucky once again has taken on a schedule that will prepare it well for postseason competition. The Wildcats have played a total of 13 games against 10 teams either ranked or receiving votes in the March 5 Associated Press Top 25 poll.

- In conference play, the Cats squared off with No. 4 Alabama, No. 17 Tennessee (2x), No. 18 Texas A&M and No. 25 Missouri, while facing Vanderbilt and Arkansas, two teams receiving votes, twice apiece. In nonconference action, Kentucky played No. 2 UCLA, No. 3 Kansas, No. 9 Gonzaga and Michigan State, which has received votes in the March 5 poll
- In addition, Kentucky has played 11 games against nine opponents currently ranked in the top 30 of the KenPom rankings
- Of the top 25 of the most recent NET rankings, UK has faced seven opponents a total of nine times
- Kentucky has played the most top 10 teams nationally
- Kentucky is one of two teams nationally to play five games against the top eight teams in the NET

#OscarWorthy Part II

After sweeping every major National Player of the Year honor a season ago, senior Oscar Tshiebwe has continued to add to his collection of hardware in 2022-23. Tshiebwe was named to the All-SEC First Team by both the league's coaches and media before garnering Third Team All-America honors from The Sporting News on Tuesday.

Tshiebwe currently leads the Cats in points per game (16.2), rebounds per game (13.5), field-goal percentage (.558) and blocks per game (1.0). He's second in steals per game (1.6).

Additional info about Tshiebwe:

- For the second straight year, he's the nation's leading rebounder
- He is the only player in the country averaging at least 15 points, at least 10 rebounds, at least 1.5 steals per game and at least 1.0 blocks per game
- With 1,525 points and 1,299 boards, Tshiebwe is one of two players nationally to total at least 1,500 points and 1,200 rebounds over the last four seasons, joining North Carolina's Armando Bacot. Tshiebwe has played 25 fewer games than Bacot
- In just 65 games for Kentucky, Tshiebwe ranks seventh all-time in program history with 934 rebounds. He is the fastest player in program history to reach that plateau
- Tshiebwe passed Dan Issel (369) for the most rebounds in a single season by a UK senior in program history. He's pulled down 419 this season
- He has registered a double-double in 47 of 65 career games for the Wildcats, ranking third all-time in program history. Dan Issel owns the record with 64 over three seasons. Cotton Nash is second (48)
- Tshiebwe has 934 career rebounds as a Wildcat, ranking sev-



NOTES

2022-23 Lead-Deficit Comparison

Opponent	Biggest Lead	Biggest Deficit	Biggest Run	Changes	Ties	Led	Trailed	Result
HOWARD	38 (2nd)	1 (1st)	12-0	2	1	38:54	0:24	W, 95-63
DUQUESNE	25 (2nd)	3 (1st)	7-0	3	1	37:13	1:51	W, 77-52
vs. Michigan St.	7 (1st)	9 (2nd OT)	7-0	10	14	33:29	7:18	L, 86-77 ^{20T}
S.C. STATE	47 (2nd)	-	13-0	0	1	38:09	0:00	W, 106-63
at Gonzaga	-	19 (2nd)	7-0	0	0	0:00	39:21	L, 88-72
NORTH FLORIDA	47 (2nd)	-	12-0	0	2	37:45	0:00	W, 96-56
BELLARMINE	20 (2nd)	6 (1st)	12-0	7	7	16:35	12:52	W, 60-41
vs. Michigan	8 (2nd)	6 (1st)	7-0	5	6	23:51	12:51	W, 73-69
YALE	15 (2nd)	2 (2nd)	9-0	2	5	36:10	0:13	W, 69-59
vs. UCLA	3 (1st)	13 (2nd)	7-0	2	4	1:13	35:53	L, 63-53
FLORIDA A&M	21 (2nd)	2 (1st)	18-0	1	1	38:41	0:30	W, 88-68
at Missouri	1 (1st)	21 (2nd)	7-0	2	0	0:23	38:51	L, 89-75
LOUISVILLE	27 (2nd)	-	9-0	0	0	39:23	0:00	W, 86-63
LSU	10 (2nd)	2 (1st)	7-0	6	3	34:59	2:44	W, 74-71
at Alabama	-	31 (2nd)	5-0	0	0	0:00	39:43	L, 78-52
SOUTH CAROLINA	-	15 (1st)	10-0	0	0	0:00	39:35	L, 71-68
at Tennessee	9 (2nd)	8 (1st)	10-0	13	8	25:37	11:38	W, 63-56
GEORGIA	14 (2nd)	11 (1st)	8-0	5	3	15:50	21:09	W, 85-71
TEXAS A&M	9 (2nd)	6 (1st)	7-0	11	10	19:53	12:03	W, 76-67
at Vanderbilt	20 (2nd)	4 (1st)	10-0	6	5	34:59	2:23	W, 69-53
KANSAS	5 (1st)	9 (1st)	5-0	5	3	8:24	30:11	L, 77-68
at Ole Miss	14 (2nd)	7 (1st)	10-0	4	7	29:14	5:44	W, 75-66
FLORIDA	14 (2nd)	-	7-0	0	0	39:14	0:00	W, 72-67
ARKANSAS	2 (1st)	16 (2nd)	5-0	11	6	3:59	32:39	L, 88-73
at Georgia	4 (2nd)	10 (1st)	8-0	4	4	3:44	34:19	L, 75-68
at Mississippi St.	13 (2nd)	3 (1st)	11-0	6	0	35:13	4:17	W, 71-68
TENNESSEE	20 (1st)	-	8-0	0	0	38:28	0:00	W, 66-54
at Florida	15 (1st)	1 (1st)	8-0	6	3	37:12	1:32	W, 82-74
AUBURN	40 (2nd)	3 (1st)	11-0	7	0	36:43	2:49	W, 86-54
VANDERBILT	5 (1st)	11 (2nd)	9-0	7	6	15:57	19:44	L, 68-66
at Arkansas	14 (2nd)	3 (1st)	6-0	3	2	35:37	1:15	W, 88-79
vs. Vanderbilt	10 (1st)	12 (2nd)	12-0	3	2	16:22	21:03	L, 80-73
vs. Providence	11 (1st)	3 (1st)	10-0	7	4	30:29	8:09	W, 61-53
vs. Kansas State								
BIGGEST/MOST	47	31	18-0	13	14	39:14	39:43	
TOTALS						803:40	424:20	

enth on the all-time list. Had he played the entirety of his career with the Wildcats, his 1,299 career rebounds would be the most all-time. Issel (1,078) is the UK record holder

- Since the 1985-86 season in NCAA history, Tshiebwe's 1,299 rebounds rank as the 21st-most ever. Kenneth Faried (1,673) has the most all-time

- Since the 1996-97 season, Tshiebwe joins Paul Millsap and Kenneth Faried as the only players to average at least 12 rebounds per contest for their career. Millsap averaged 12.7 per game from 2004-06 at Louisiana Tech, Faried averaged 12.3 from 2008-11 at Morehead State and Tshiebwe has averaged 12.1 from 2020-23 at West Virginia and Kentucky

- Tshiebwe made his season debut at the Champions Classic and played 34 minutes in his first action of the season. Tshiebwe had a team-high 22 points and a game-high 18 rebounds

- In two games in the event (including last year vs. Duke), Tshiebwe averaged 19.5 points and 19.0 rebounds per game

- At Florida, Tshiebwe connected on 12 of 13 (92.3%) of his shots from the floor. That's the best single-game field-goal percentage with at least eight attempts in the last 25 years for the Cats. It's also the best field-goal clip with the most attempts in program history

- Tshiebwe's 37-point, 24-rebound game against Georgia was the fifth such contest of his UK career (at least 22 points and at least 18 rebounds). He now has five of the eight games of 22 or more points and at least 18 rebounds by an SEC player in the last 10 seasons. No other player has more than one and the feat had not been accomplished since South Carolina's Sindarius Thornwell did so against Alabama on Feb. 7, 2017

- Tshiebwe also has tallied six 20-point, 15-rebound games so far this season after seven a season ago. He has 13 of the 55 20-point, 15-rebound contests by SEC players in the last 10 seasons

- Tshiebwe has amassed eight games of at least 20 rebounds in two seasons with the Cats. All UK players combined have totaled seven other 20-rebound games since the 1970-71 season

- He has two 20-20 games this season and three as a Wildcat

- With 10 offensive boards and 10 defensive boards, along with 21 points against Vanderbilt, he registered an "Oscar triple-double" with double-figure points, offensive rebounds and defensive rebounds. He also accomplished the feat Jan. 23 of this season with 37 points, 11 offensive rebounds and 13 defensive boards against Georgia and Dec. 12, 2021 against Robert Morris, when he went for 14 points, 10 offensive boards and 10 defensive rebounds. Tshiebwe has three of the 25 such games in college basketball since the 1996-97 season. Utah Valley's Fardaws Aimaq is the only other Division I player with more than one

- With 1,092 points scored as a UK player, he ranks 48th all-time in the program's record books

- Tshiebwe hauled in 25 rebounds against Providence in the opening round of the NCAA Tournament. The 25 rebounds marked a Kentucky record for an NCAA Tournament game. The previous mark was 24 boards by Jerry Bird vs. Iowa in 1956. The 25 rebounds were the most for any player in an NCAA Tournament game since Phil Hubbard of Michigan had 26 in 1977.

Tshiebwe put together a performance for the ages in a come-from-behind win over Georgia on Jan. 17. He poured in a career-high 37 points and added 24 rebounds. More about that historic performance:

- The last Wildcat with a 35-point, 20-rebound game was Mike Phillips, who had 35-20 vs. LSU on Feb. 2, 1976

- It was the the fifth 35-20 game in UK history, also Phillips (listed above), Dan Issel (36-29 vs. LSU on Feb. 22, 1969), Cotton Nash (34-20 vs. Tulane on Jan. 11, 1964) and Bill Spivey (40-34 vs. Xavier on Feb. 13, 1951)

- Per ESPN, Tshiebwe's 24 rebounds were the most for a Division I player with a 35-point game in the last 25 seasons

- Per ESPN, Tshiebwe's 24 rebounds were the most in a 35-point performance in the last 25 seasons. UNC's Brice Johnson had 23 in 2016, Oklahoma's Blake Griffin had 23 in 2009 and Texas' Kevin Durant had 23 in 2007

- Tshiebwe (24) and teammate Jacob Toppin (11) combined for more rebounds (35) than Georgia's entire team (31)

- He became just the third player in program history to have multiple games of at least 24 rebounds, joining Dan Issel and Cotton Nash as the only others to do so

- It was the fourth 30-point game of his career

- The 37-point game tied Malik Monk vs. Georgia (1/31/17) for most points in an SEC game and the third-most point in any contest in the Calipari era



NOTES

Wallace Another UK Freshman Sensation

With a maturity well beyond his years and a calm and cool approach to the game, Cason Wallace has solidified himself as one of the best first-year players in the country.

- Entering the NCAA Tournament, Wallace ranked fourth in the SEC and 42nd nationally with 1.97 steals per game
- Entering the NCAA Tournament, Wallace ranked fourth (2.03) in assist-to-turnover ratio in the league and second (4.2) in assists per game
- He's induced at least one steal in all but three games (one being against South Carolina where he exited with a back injury eight minutes into the game and a second against Vanderbilt when he was limited to just one minute in the second half), and has multiple steals in 17 games thus far
- Wallace tied the UK single-game record with eight steals against Michigan State. Ashton Hagans (vs. North Carolina on Dec. 22, 2018), Rajon Rondo (vs. Mississippi State on Feb. 19, 2005) and Wayne Turner (vs. George Washington on Nov. 24, 1997) are the others to turn the trick
- Wallace recorded the second-most assists (9) in a UK freshman debut against Howard, while becoming the first UK freshman in school history to have at least 15 points, eight rebounds, and nine assists in a collegiate debut
- Wallace was one of only two freshmen to accomplish the season-opening feat since the 2010-11 season, joining Lonzo Ball, who went for 19 points, 11 assists, eight rebounds and two steals in a 119-80 win over Pacific on Nov. 11, 2016
- With 11 assists at Mississippi State, he recorded the second most by a UK freshman in a true road game. Dirk Minniefield (13) at Mississippi State on Jan. 23, 1980 owns the record
- He ranks ninth all-time in UK single-season history for a freshman with 132 assists
- With 61 steals on the season, only John Wall (66) and Rajon Rondo (87) have generated more steals as a freshman in UK history
- He's a three-time SEC Freshman of the Week honoree

Wallace is Evolving into Mr. Clutch

Cason Wallace has proved to be a player the Wildcats can rely on in the clutch. In games within five or fewer points with less than five minutes to play, Wallace has been a go-to type for the Cats. Consider:

- vs. Michigan State: 5 points (2-2 FG, 1-1 3PT, 2-4 FT); 2 rebounds, 1 steal
- vs. Michigan: 3 points (1-1 FG, 1-1 3PT, 0-2 FT)
- vs. LSU: 2 points (1-1 FG); 1 assist
- vs. Tennessee: 1 rebound, 2 assists
- vs. Texas A&M: 2 points (1-1 FG)
- vs. Florida: 7 points (2-2 FG, 1-1 3PT, 2-2 FT); 1 rebound, 1 assist

Super Sixth Man: Antonio Reeves

Senior Antonio Reeves came to Kentucky after ranking among the nation's top 20 in points per game (20.1) a season ago. He showed flashes of his ability to put the ball in the basket after leading the team in scoring during its foreign tour this summer and knocking down six 3-pointers in his debut against Howard. However, Reeves has become a clutch player for the Cats and made an immediate impact off the bench.

- Reeves has reached double-figure scoring in 17 of the last 19 games. Over the final 17-games of the regular season, he led the team with 16.6 points per game. He drained 40 3-pointers and is shot 45.2% from the floor, 41.7% from behind the arc and 83.3% from the foul line
- He poured in a career-high 37 points, connecting on 11 of 11 free throws, also marking

career bests in a win at Arkansas. The 37-point game tied for the third-most points scored by a Wildcat in the Calipari era and the most in a true road game under Calipari

- He scored 27 points and made a season-high-tying six 3-pointers at Ole Miss. He was 8 of 12 from the field, 5 of 6 from 3-point range and a perfect 5 for 5 at the line
- His clutch play down the stretch has paid dividends for the Cats. Reeves scored 10 points over the final eight minutes against Tennessee and seven against Texas A&M. At Ole Miss with UK clinging to a 35-34 lead and 16:58 to play, Reeves scored 11 of UK's next 13 points over a 3:34 span to give the Wildcats a cushion they would not surrender at seven points with 13:24 to go. He scored the team's first 11 points of the second half to help pull away from the Razorbacks
- Reeves' 12.9 points per game in 20 contests off the bench rank second nationally among players who have made at least 20 appearances as a reserve
- He has four 20-plus-point performances off the bench. That's the most for any player in John Calipari's tenure
- With 79 made 3s on the year, Reeves is tied for 13th in single-season program history

JT Having the Top(pin) Season of His Career

Jacob Toppin has steadily improved in each of his four seasons as a collegiate basketball player, but in his third year under John Calipari he has taken a major leap.

- Through just 19 games, he had already set career highs in points scored, rebounds, assists, minutes played, field-goals and free-throws made for a season
- Toppin had never recorded a double-double during his first three seasons in college - he has eight this season thus far. UK is 7-1 when he registers a double-double
- The senior has set single-game highs in points (24 vs. Louisville) and rebounds (12 vs. Auburn)
- Toppin has scored in double-figures in 17 of the last 20 games played. He's also registered 14 games of at least five rebounds over his last 20 played
- Over a 12-game stretch where he reached double-figure scoring in every game Jan. 17-Feb. 25, Toppin averaged 14.3 points, 7.4 rebounds and 2.8 assists per game. He shot 53.0% from the floor and 50.0% from distance
- Toppin shot 50.0% (13-26) from 3-point range in SEC action

Floor General Wheeler

Sahvir Wheeler has paced the Southeastern Conference in assists per game in each of his last two seasons. Prior to a right ankle injury suffered prior to UK's first meeting with Arkansas and a medical procedure that is expected to keep him out an additional 1-2 weeks, Wheeler was leading the league with 5.6 dimes per game this season. A Bob Cousy Award finalist a season ago, Wheeler was serving the Wildcats as one of the best floor generals in the country.

- Wheeler generated two games with 10 or more, seven with eight or more and 13 with five or more thus far
- With 656 total assists in his career at Georgia and Kentucky, Wheeler is fifth all-time in SEC history in the category. He trails only Terry Coner (664), Johnny Darden (715), Kareem Reid (749) and Sean Tuohy (830)
- A season after becoming just the fourth player in program history to amass at least 200 assists in a season, Wheeler is moving up the career charts as well. In just 51 games with the Wildcats, Wheeler ranks 14th in program history with 324 dimes

Injury Bug a Story with the Cats

A season after playing just 17 games at full strength, the Wildcats are once again dealing

Measurables



Daimion Collins

Wing Span

Max Vertical

Hand Width

3/4-Court Sprint

Shuttle Run

T1. Ugonna Onyenso - 7'4"	1. Daimion Collins - 46.5"	1. Oscar Tshiebwe - 10.75"	1. Jacob Toppin - 3.09	1. Cason Wallace - 10.03
T1. Oscar Tshiebwe - 7'4"	2. Jacob Toppin - 45.0"	T2. Daimion Collins - 9.75"	2. Sahvir Wheeler - 3.18	2. Antonio Reeves - 10.45
3. Daimion Collins - 7'3"	3. Kareem Watkins - 43.0"	T2. Jacob Toppin - 9.75"	3. Oscar Tshiebwe - 3.20	3. Sahvir Wheeler - 10.49
4. Lance Ware - 7'1"	4. Cason Wallace - 42.0"	T2. Lance Ware - 9.75"	T4. Daimion Collins - 3.22	4. Brennan Canada - 10.83
5. Adou Thiero - 6'11"	5. Adou Thiero - 41.0"	T5. Ugonna Onyenso - 9.5"	T4. Antonio Reeves - 3.22	5. Lance Ware - 10.86
		T5. Adou Thiero - 9.5"	T4. Adou Thiero - 3.22	

Quick Facts

GENERAL INFORMATION

Location: Lexington, Ky.
Enrollment: 31,800
Founded: 1865
Colors: Blue and White
Nickname: Wildcats
Conference: Southeastern Conference
All-Time Record: 2,375-747-1 (76.1%)
Arena: Rupp Arena (20,500)
Rupp Arena Record: 647-81 (88.9%) - 47th season
NCAA Championships: 8 (1948, '49, '51, '58, '78, '96, '98, 2012)
NCAA Runners-Up: 4 (1966, '75, '97, 2014)
NCAA Tournament Record: 129-53 (70.9%)
Last NCAAT Appearance: 2022, First Round
President: Dr. Eli Capilouto (Alabama, 1971)
Athletics Director: Mitch Barnhart (Ottawa, 1981)
MBB Administrator: Kevin Sergent (UNC, 2004)
Head Coach: John Calipari (Clarion, 1982)
Calipari On-Court Record: 832-252 (76.8%)
Calipari UK Record: 387-112 (77.6%)
Athletics Phone Number: 859.257.8000
Starters Returning/Lost: 2/3
Players Returning/Lost: 7/8



NOTES

with a multitude of injuries. Kentucky has played 13 of 33 games at full strength.

- Daimion Collins:** Missed the Tennessee game with a left foot injury
- CJ Fredrick:** Exited the Missouri game with a right-hand injury after playing four minutes. Missed the Louisville, LSU and Alabama games with the hand injury. Missed the Georgia (away), Mississippi State, Tennessee (home) and Florida (away) games with a rib injury
- Jacob Toppin:** Exited the Alabama game with a right-shoulder injury and did not return. Missed the South Carolina game
- Oscar Tshiebwe:** Had a minor knee procedure and missed the duration of the preseason as well as the team's games against Howard and Duquesne
- Cason Wallace:** Exited the South Carolina game with a lower-back injury and did not return after playing eight minutes. Missed the Ole Miss game due to precautionary reasons as he dealt with a lower-extremity issue
- Lance Ware:** Missed the North Florida game due to an illness and the LSU game with a left-shoulder injury
- Sahvir Wheeler:** Missed both exhibition games and the team's opener vs. Howard with a right-leg injury and the team's trip to Tennessee with a left-shoulder injury. He then missed the games vs. Arkansas, at Georgia, at Mississippi State, vs. Tennessee, at Florida and vs. Auburn with a right ankle injury. He underwent a medical procedure unrelated to his ankle injury on March 1 and is expected to miss 2-3 additional weeks

The Winner is ... Kentucky!

After helping Kentucky to wins at Florida and at home against Auburn, senior forward Oscar Tshiebwe took home Southeastern Conference Player of the Week laurels, the conference office announced Feb. 27. In addition, Tshiebwe garnered Oscar Robertson National Player of the Week honors Feb. 28, marking his second time earning the award in his career. Tshiebwe averaged 23.5 points per game and shot 87% (20-23) from the field in the two victories.

Tshiebwe went for a game-high 25 points, four boards and three assists against Florida. He then totaled 22 points and 17 rebounds to go along with a pair of steals in the dominating win over Auburn. Tshiebwe's 92.3% field-goal percentage against Florida was the best field-goal clip with at least 13 attempts in program history, and the fourth-best with a minimum of eight attempts. The 25-point performance at Florida was his third game this season with at least 25 points in a game and the 10th of his career. Tshiebwe also became the 61st player in program history to amass 1,000 points in a career as a Wildcat. He then generated his 16th double-double of the season with 22 points and 17 rebounds against Auburn.

The award is the sixth weekly SEC honor for a Wildcat this season. Tshiebwe previously earned SEC Player of the Week honors on Jan. 23, while Cason Wallace has garnered SEC Freshman of the Week honors three times this season and Chris Livingston was the Freshman of the Week just a week ago.

Kentucky has dominated the weekly SEC awards with John Calipari at the helm. UK has won more weekly SEC honors (125) than any other school during the Calipari era, including 94 SEC Freshman of the Week awards and 31 SEC Player of the Week honors.

Always Efficient

According to Ken Pomeroy's calculations on kenpom.com, Kentucky teams under John Calipari have consistently ranked among the most efficient teams in the country per possession. Pomeroy's rankings through games entering the NCAA Tournament:

Season	Offense (Rank)	Defense (Rank)	Overall
2022-23	117.4 (14)	99.6 (71)	28th
2021-22	120.0 (5)	94.3 (36)	6th
2020-21	108.0 (84)	93.1 (35)	49th
2019-20	112.7 (24)	95.1 (52)	29th
2018-19	117.6 (14)	90.1 (8)	8th
2017-18	115.8 (24)	95.4 (22)	17th
2016-17	119.1 (12)	91.4 (7)	4th
2015-16	120.4 (5)	98.0 (53)	6th
2014-15	119.3 (5)	86.5 (2)	1st
2013-14	117.6 (10)	96.9 (41)	11th
2012-13	108.8 (42)	99.1 (129)	42nd
2011-12	122.9 (2)	88.2 (9)	1st
2010-11	118.1 (7)	90.4 (15)	6th
2009-10	116.1 (15)	86.2 (6)	3rd

CJ Fredrick Named to SEC Community Service Team

Kentucky men's basketball senior CJ Fredrick was named to the Southeastern Conference's Men's Basketball Community Service team. Fredrick is UK's representative on the 14-man team that honors players' exemplary service to their communities.

This marks the 25th year for the SEC Community Service Team for men's basketball. All 21 league-sponsored sports have had a Community Service Team since 2004. The team honors student-athletes beyond the court for their on-going efforts in the community.

- Fredrick was instrumental in the development of the telethon and open practice that raised more than \$3 million in funding for those affected by devastating flooding in eastern Kentucky this summer. Furthermore, he was a participant in the telethon in 2021 that raised money for victims of tornadoes that hit the western part of the state
- In addition to those major projects, Fredrick has worked with God's Pantry in packing food and delivering lunches to local schools, visited Kentucky Children's hospitals and Fayette County schools alongside his teammates. Fredrick has twice served meals at Thanksgiving at the Salvation Army and participated with the team in serving dinner and singing Christmas carols for families
- Fredrick and the Wildcats have twice worked with Samaritan's Feet which entails washing the feet of our youth and then distributing new shoes. He has also visited a Fort Knox school and St. Elizabeth Healthcare in northern Kentucky

S-E-C! S-E-C! S-E-C!

Kentucky is the Southeastern Conference's gold standard. Since the SEC's inception in 1932-33, the Wildcats are the most dominant team in the league, recording a 1,046-303 mark (77.5%) in regular-season conference play. Only Alabama has won more than 800 regular-season SEC games and no other team owns a better winning percentage.

- UK has averaged 11.6 wins and only 3.3 losses per season in 90 seasons in the SEC
- Kentucky has won 49 SEC regular-season titles and 31 SEC Tournament championships
- Kentucky is 11-3 in the opening game of the SEC season under John Calipari and 13-1 in the first home league opener. UK is 69-20 all-time in SEC openers

Points Per Possession

Game	Off. PPP	Def. PPP
HOWARD	1.25	0.83
DUQUESNE	1.08	0.73
vs. Michigan State	0.92	1.02
SOUTH CAROLINA STATE	1.38	0.82
at Gonzaga	0.95	1.16
NORTH FLORIDA	1.33	0.78
BELLARMINE	1.02	0.69
vs. Michigan	1.03	0.97
YALE	1.15	0.98
vs. UCLA	0.79	0.94
FLORIDA A&M	1.49	1.15
at Missouri	1.10	1.31
LOUISVILLE	1.34	0.98
LSU	1.25	1.20
at Alabama	0.76	1.15
SOUTH CAROLINA	1.19	1.25
at Tennessee	0.91	0.81
GEORGIA	1.20	1.00
TEXAS A&M	1.10	0.97
at Vanderbilt	1.19	0.91
KANSAS	0.99	1.12
at Ole Miss	1.19	1.05
FLORIDA	1.12	1.05
ARKANSAS	1.06	1.28
at Georgia	1.03	1.14
at Mississippi State	1.20	1.15
TENNESSEE	1.05	0.86
at Florida	1.17	1.06
AUBURN	1.32	0.83
VANDERBILT	0.97	1.00
at Arkansas	1.17	1.05
vs. Vanderbilt	1.07	1.18
vs. Providence	0.95	0.83

Overall

UK offensive high - 1.49, FLORIDA A&M
 UK offensive SEC high - 1.32, AUBURN
 UK offensive postseason high - 1.07, vs. Vanderbilt
 UK offensive low - 0.76, at Alabama
 UK offensive SEC low - 0.76, at Alabama
 UK offensive postseason low - 0.95, vs. Providence

Opponent offensive high - 1.31, at Missouri
 Opponent SEC high - 1.31, at Missouri
 Opponent postseason high - 1.18, vs. Vanderbilt
 Opponent offensive low - 0.69, BELLARMINE
 Opponent SEC low - 0.81, at Tennessee
 Opponent postseason low - 0.83, vs. Providence

Wins vs. Losses in 2022-23

Result	FG%	Opp. FG%	3-Pt. FG%	Opp 3-Pt. FG%	FT%	RPG	APG	TOPG	BPG	SPG	PPG	Opp PPG
Wins	.485	.401	.401	.301	.734	40.3	16.6	11.4	3.8	6.4	78.1	62.1
Losses	.400	.479	.266	.383	.644	37.1	12.2	12.2	3.7	6.6	67.7	78.5



NOTES

- The Wildcats have won 16 of the last 29 SEC Tournaments (the 2020 one was not played because of the COVID-19 pandemic)
- UK has captured at least a share of six of the last 14 SEC regular-season championships under John Calipari
- Kentucky has played in the championship game of the SEC Tournament in eight of Calipari's 12 tourneys, winning six times (2020 tournament not played because of COVID)
- UK won its 1,000th game in SEC regular-season action vs. Alabama on Jan. 11, 2020. Kansas has won 1,000 conference games when combining its records in the Big 6, Big 7, Big 8 and Big 12, but no other team in the country had won 1,000 or more regular-season league games in one conference alone
- Six teams made the 2022 NCAA Tournament field with Arkansas reaching the Elite Eight
- The SEC has had 35 NCAA Tournament selections over the last five tournaments
- The SEC went 5-6 in NCAA Tournament games in 2022. Entering this season, SEC teams were 78-49 (61.4%) in the NCAA tourney since 2012
- The league has advanced at least one team to the Elite Eight in 10 of the last 12 tournaments and nine different SEC teams have advanced to the Sweet Sixteen in the last five NCAA Tournaments
- Four SEC teams (No. 1 Alabama, No. 17 Texas A&M, No. 20 Tennessee and No. 23 Missouri) are ranked in the Mach 13 Associated Press Top 25, with Kentucky receiving votes

Calipari Leading the Way in SEC Play

John Calipari leads the way among all current SEC head coaches in 2022-23 in career wins, league victories and titles. He is also ascending the all-time charts in league history:

- Calipari owns 387 victories as UK's head coach, ranking as the fourth-most wins by a coach leading an SEC program in the conference's history. Adolph Rupp (875), Billy Donovan (467) and Dale Brown (448) are the only others who have more
- Calipari is fifth all-time in SEC regular-season wins with 185. Rupp (397) has the most. C.M. Newton is fourth with 195. Donovan (200) and Brown (238) are the others head of Calipari
- Calipari is 24-7 in the SEC Tournament. His 24 victories are tied with Tubby Smith for the third-most in tournament history. Only Donovan (27) and Wimp Sanderson (25) have more
- Calipari has won six SEC Tournament titles. Only Alabama (8) has more in program history than Calipari has won in total

From his time at UMass, Calipari ranks ninth in total wins (193) and eighth in wins in Atlantic 10 regular-season play (91). In his time at Memphis, Calipari accumulated the second-most total victories (252) and the most regular-season wins (133) in Conference USA history

Cats Don't Count on the 3

Kentucky has never been reliant on the 3 under John Calipari. Kentucky is averaging 25.5% of its points from distance while 29.9% of its field-goal attempts are from 3-point range.

The highest percentage of 3-point shots taken under Calipari was the 2010-11 Final Four team that lofted 32.4% of its shots from beyond the arc. That team is also Calipari's top 3-point shooting team at Kentucky. The most attempts per game in the Calipari era was the 2016-17 squad that took 19.89 3-point shots per game. This team is averaging 17.97 attempts

per game thus far.

Not relying on the 3 certainly hasn't hurt the Wildcats. UK is 10-3 all-time under Calipari when making one or fewer from long range.

Year	% of Attempts from 3	3-Point FG%
2009-10:	.304	.363
2010-11:	.324 (highest)	.397 (highest)
2011-12:	.265	.378
2012-13:	.293	.346
2013-14:	.276	.332 (lowest)
2014-15:	.271 (lowest)	.349
2015-16:	.310	.366
2016-17:	.316	.353
2017-18:	.258	.357
2018-19:	.296	.354
2019-20	.266	.343
2020-21	.322	.336
2021-22	.279	.347
2022-23	.299	.352

Five Wildcats on Pace to Graduate in Spring

John Calipari has graduated 100% of the players (25 of 25) who have been eligible to receive their diploma by the end of their senior years and exhausted their athletic eligibility.

That number will add by four with five graduating in the spring of 2023. CJ Fredrick (community and leadership development), Jacob Toppin (communication), Oscar Tshiebwe (communication) and Sahvir Wheeler (communication) are all on pace to earn their undergraduate degrees in May of 2023. Brennan Canada, who graduated in three years, is slated to earn a graduate certificate this spring.

Similar Stories ...

In 14 years as head coach of the Wildcats, John Calipari has won a national title, claimed six Southeastern Conference regular-season crowns, six league tournament titles and won more NCAA tournament games than any other coach during this span. He's also led teams plagued by slow starts to memorable late-season runs:

- The 2020 squad suffered a home loss to Evansville in November, lost back-to-back games in Las Vegas prior to Christmas and fell to 16-5 on Feb. 1 with a loss at Auburn. The Wildcats would then rattle off eight straight wins and nine of their last 10 to win the SEC regular-season by a comfortable margin of three games. COVID-19's rise in the United States canceled the SEC and NCAA Tournaments
- In 2018, the Wildcats lost four in a row from Feb. 3-14, marking the first four-game losing streak during Calipari's UK tenure. That team went on to win nine of its next 10 games and captured the SEC Tournament title
- The 2017 squad lost three of four games from Jan. 24-Feb. 4 before rattling off 14 straight

UK's Record vs. AP Ranked Opponents and as an AP Ranked Opponent Under Cal

Kentucky (RK)	Opponent Rank																									RV	NR	TOTAL	
	1	2	3	4	5	6	7	8	9	10	11	12	13	14	15	16	17	18	19	20	21	22	23	24	25				
1	-	0-1	0-1	1-0	2-0	2-0	-	2-0	1-0	-	0-1	-	-	-	2-0	1-0	1-0	-	1-0	3-0	1-0	-	-	-	6-2	46-3	69-8		
2	1-0	-	-	0-1	1-0	0-1	-	-	-	-	1-0	1-0	-	1-0	-	1-0	-	0-1	-	-	-	-	-	-	4-0	24-0	34-3		
3	-	-	-	1-0	-	-	-	-	0-1	-	-	1-0	-	-	-	-	-	-	-	0-1	-	-	-	-	-	1-0	17-0	20-2	
4	-	0-2	-	-	-	-	0-1	0-1	-	-	-	-	-	1-0	-	0-1	-	-	-	-	-	-	-	-	2-0	2-0	12-2	17-7	
5	1-0	-	-	-	-	0-1	-	-	0-1	1-0	-	-	-	-	-	-	-	0-1	-	-	-	-	-	1-0	-	2-0	13-0	18-3	
6	-	-	-	-	0-1	-	1-0	1-0	-	0-1	-	-	-	-	-	-	0-1	1-0	-	-	-	-	-	-	-	2-0	9-2	14-5	
7	-	-	-	0-1	-	-	-	-	-	-	1-0	-	-	0-1	-	-	-	-	1-0	-	-	-	-	-	-	-	7-2	9-4	
8	-	-	-	-	-	-	-	-	1-0	-	-	-	1-0	-	1-0	-	-	-	-	-	-	-	1-0	-	0-1	-	2-3	13-0	19-4
9	-	-	-	-	-	-	-	-	-	-	-	-	-	-	-	-	-	-	-	-	-	-	-	-	-	-	9-2	9-2	
10	-	-	-	-	-	-	-	-	0-1	-	-	-	-	0-1	-	-	-	-	-	-	-	-	-	-	-	3-4	15-3	18-9	
11	1-0	-	-	-	-	-	1-0	-	0-1	-	-	1-0	-	-	-	-	0-1	-	-	-	2-0	-	-	-	-	-	6-1	11-3	
12	-	0-1	-	-	1-0	-	-	-	-	-	-	-	1-0	-	1-0	-	-	-	-	-	-	-	-	-	-	2-0	5-1	10-2	
13	-	-	-	-	-	-	-	-	-	-	-	-	-	-	0-1	0-1	-	-	-	-	-	-	-	-	-	1-0	8-2	9-4	
14	-	-	0-1	-	-	-	-	-	-	-	-	-	-	-	-	-	-	-	-	-	-	-	-	-	-	1-1	9-1	10-3	
15	-	-	-	-	-	-	-	-	-	-	-	1-0	-	-	-	-	1-0	-	-	-	-	-	-	-	-	1-0	7-0	10-0	
16	-	-	-	-	-	-	-	-	-	-	-	-	-	-	-	1-0	-	-	-	0-1	-	-	-	-	-	2-0	6-1	9-2	
17	-	-	-	-	-	-	-	-	-	-	-	-	-	-	-	-	-	-	-	-	-	1-1	-	-	-	-	4-2	5-3	
18	-	-	-	-	-	-	-	-	-	-	-	-	-	-	-	-	-	-	-	-	1-0	0-1	-	-	-	3-2	9-1	13-4	
19	-	-	1-0	1-0	-	-	-	-	1-0	-	-	-	-	-	-	-	-	-	-	-	-	-	-	-	-	1-1	5-0	9-1	
20	-	-	-	0-1	-	-	0-1	-	-	-	-	-	-	-	-	-	-	-	-	-	1-0	-	-	-	-	-	4-2	5-4	
21	-	-	-	-	-	-	-	-	-	-	-	-	-	-	-	-	-	-	-	-	-	-	-	-	-	2-0	2-1	4-1	
22	-	-	-	-	-	-	-	-	-	-	-	1-0	-	-	-	-	-	-	-	-	-	-	-	-	-	1-0	5-1	7-1	
23	-	-	-	-	-	-	-	-	-	-	-	-	-	-	-	-	-	-	-	-	-	-	-	-	-	0-2	3-1	3-3	
24	-	-	-	-	-	-	-	-	-	-	-	-	-	0-1	-	-	-	-	-	-	-	-	-	-	-	-	0-1	0-2	1-3
25	0-1	-	-	-	-	-	0-1	-	-	-	-	-	-	-	-	-	-	-	-	-	-	-	-	-	-	1-1	1-1	1-3	
RV	0-1	1-0	-	-	1-0	-	2-1	-	0-1	0-1	-	1-0	1-0	-	-	-	0-1	-	-	-	-	-	-	-	-	-	-	-	-
NR	-	-	-	0-1	1-0	-	-	-	0-1	1-0	1-1	-	-	-	1-0	-	0-1	1-0	-	-	0-1	-	-	-	-	-	-	-	-
TOTAL	3-2	1-4	1-2	3-4	6-1	2-2	4-4	3-1	3-6	2-2	2-2	4-0	5-0	2-2	2-1	4-2	3-1	2-4	3-2	1-1	4-1	5-1	1-2	1-1	1-0	Total	333-83	Total	69-48



NOTES

victories. Within that run, the Wildcats won the SEC Tournament title and marched all the way to the Elite Eight before a buzzer-beater by eventual champion North Carolina ended their tournament run

- In 2014, the freshman class was heralded as the best ever and preseason expectations had fans dreaming of a 40-0 season. However, that team dropped nine regular-season games before putting together one of the most magical NCAA Tournament runs in program history. The Cats overcame double-digit deficits in all but one game and were led by late-game heroics from Aaron Harrison all the way to the NCAA Championship game

Cats Deliver the Knockout Punch

Kentucky is 329-14 (95.9%) in the John Calipari era when leading by at least 10 points at any time in the contest. Eleven of the 14 losses in the Calipari era are to conference opponents, including a loss to Vanderbilt in the SEC Tournament.

Perhaps most impressive of all is that 68.7% of games Calipari has coached in at Kentucky have produced 10-point leads at some point during the game for UK. The Wildcats have led 10 points or more in a whopping 85.0% of Calipari's 387 career wins at Kentucky.

Hold Them to 55 Points, 40%

Defense has always been a recipe for success for the Wildcats under John Calipari. The special ingredient: 55 points. Kentucky is a perfect 89-0 under Calipari when holding the opponent to 55 points or fewer, including 6-0 this season after limiting Duquesne to 52 points,

Bellarmine to 41, Vanderbilt on the road to 53 points, Tennessee at home to 54 points, Auburn to 54 points and Providence to 53 points.

The Wildcats are 214-10 (95.5%) under Calipari when limiting the opponent to 63 points or less, including 12-1 this season. Kentucky also fares well when it keeps the competition to 40% or less from the floor. UK is 233-24 (90.7%) vs. opponents under Calipari when their field-goal percentage is 40% or less.

Cleaning the Glass

Kentucky was one of the top teams in the country on the boards a season ago. With the nation's best rebounder in Oscar Tshiebwe back again, UK is again one of the nation's best on the boards. Tshiebwe leads in the country in rebounds per game (13.5) in 2022-23. Entering the NCAA Tournament, UK was logging 38.97 boards per game which ranked as the 16th-best mark in the nation. UK was plus-8.8 in rebound margin to rank third nationally and tops in the SEC.

- UK is averaging 13.59 offensive boards per outing, ranking fourth in the country
- Tshiebwe is first in the nation with 5.47 offensive rebounds per game and ranks seventh with 7.67 defensive boards per contest
- Over UK's last 14 regular-season SEC games (since South Carolina), UK is outrebounding opponents by a plus-10.8 margin

All-Time Winningest Schools

SCHOOL	WINS
1. Kansas	2,384
2. Kentucky	2,374
3. North Carolina	2,343
4. Duke	2,272
5. UCLA	1,984
6. Temple	1,978
7. Syracuse	1,973
8. Notre Dame	1,950
9. St. John's	1,922
10. Indiana	1,912

*entering the NCAA Tournament

UK Leaders in Career Rebounds

Player (Years played)	Rebounds
1. Dan Issel (1968-70)	1,078
2. Frank Ramsey (1951-54)	1,038
3. Cliff Hagan (1951-54)	1,035
4. Johnny Cox (1957-59)	1,004
5. Cotton Nash (1962-64)	962
6. Kenny Walker (1983-86)	942
7. Oscar Tshiebwe (2022-23)	934
8. Chuck Hayes (2002-05)	910
9. Sam Bowie (1980-84)	843
10. Rick Robey (1975-78)	838
11. Bob Burrow (1955-56)	823

UK Leaders in Career Assists

Player (Years played)	Assists
1. Dirk Minniefield (1980-83)	646
2. Anthony Epps (1994-97)	544

7. Cliff Hawkins (2001-04)	467
8. Ed Davender (1985-88)	436
9. Travis Ford (1991-94)	428
10. Tyler Ulis (2015-16)	381
11. Saul Smith (1998-2001)	364
12. Ashton Hagans (2019-20)	351
13. John Pelphey (1988-92)	327
14. Sahvir Wheeler (2022-23)	324

Lineup Comparison

Most Frequent Lineups	Total Minutes	Points For	Points Against	+/-	+/- Per 40 Min.
Toppin, Wallace, Livingston, Reeves, Tshiebwe	198:33	358	308	+50	+10.07
Toppin, Wallace, Reeves, Wheeler, Tshiebwe	123:03	235	216	+19	+6.18
Toppin, Fredrick, Wallace, Reeves, Tshiebwe	100:03	248	148	+100	+39.98
Toppin, Fredrick, Wallace, Livingston, Tshiebwe	72:35	106	135	-29	-15.98
Toppin, Wallace, Livingston, Wheeler, Tshiebwe	53:42	83	86	-3	-2.23
Toppin, Fredrick, Livingston, Reeves, Tshiebwe	40:26	82	71	+11	+10.88
Toppin, Fredrick, Wallace, Wheeler, Tshiebwe	40:09	68	67	+1	+1.00
Toppin, Fredrick, Wallace, Livingston, Ware	38:03	65	44	+21	+22.08
Toppin, Livingston, Reeves, Wheeler, Tshiebwe	31:46	62	43	+19	+23.92
Toppin, Fredrick, Reeves, Wheeler, Tshiebwe	28:44	55	48	+7	+9.74

Efficiency Stats

#	Player	Min	AST%	EFG%	TS%	Usg%	DRB%	ORB%	TRB%
14	Brennan Canada	9	0.0	.500	.500	16.8	13.1	0.0	6.4
04	Daimion Collins	193	3.5	.425	.477	17.5	18.3	10.1	14.1
01	CJ Fredrick	581	12.0	.460	.498	15.2	2.8	1.2	2.0
21	Walker Horn	8	18.4	.000	.000	31.4	14.7	0.0	7.3
24	Chris Livingston	723	5.3	.482	.526	15.5	16.6	5.2	10.8
33	Ugonna Onyenso	112	3.4	.529	.539	18.4	25.3	18.4	21.8
12	Antonio Reeves	919	7.7	.531	.563	26.1	7.2	1.6	4.4
03	Adou Thiero	189	6.8	.397	.528	15.0	13.1	9.7	11.4
00	Jacob Toppin	1010	13.4	.497	.530	21.4	18.4	7.0	12.6
34	Oscar Tshiebwe	1039	9.5	.558	.608	22.9	27.7	19.2	23.4
22	Cason Wallace	995	24.2	.503	.535	19.9	9.7	3.2	6.4
55	Lance Ware	263	11.0	.649	.595	11.9	15.2	9.1	12.1
25	Kareem Watkins	8	18.4	.000	.000	12.6	0.0	0.0	0.0
02	Sahvir Wheeler	601	34.1	.465	.476	17.4	8.4	1.0	4.6



NOTES

Ulis Returns to Kentucky

Tyler Ulis was one of the most accomplished players in UK program history from 2015-16. He was an All-American and Bob Cousy Award winner in 2016. He was also a part of a team that won its first 38 games and went to the Final Four in 2015. He has returned to the Wildcats for the spring semester to serve as a student assistant coach as he works towards completing his undergraduate degree.

- 2016 Consensus First-Team All-American
- 2016 Bob Cousy Award winner
- Was the SEC Player of the Year, Defensive Player of the Year and SEC Tournament MVP in 2016
- Set the UK single-season record with 246 assists in 2016
- Drafted 34th overall by the Suns in 2016
- Western Conference Rookie of the Month in April of 2017 when he averaged 20.7 points and 6.8 assists per game during the month. It was the most points and assists in a single month since Damian Lillard in March of 2013

Wildcats Ink Five for 2023

Kentucky men's basketball head coach John Calipari announced the signing of five standout student-athletes to the program's 2023 signing class on Nov. 14. Aaron Bradshaw, Robert Dillingham, Justin Edwards, Reed Sheppard and D.J. Wagner each inked national letters of intent with UK during the fall signing period.

Bradshaw, Edwards, Sheppard and Wagner were all tabbed to the 2023 McDonald's All American Game on Jan. 24. UK has now had 44 "burger boys" sign out of high school with John Calipari. All-time UK has amassed 76 McDonald's All Americans.

In every season but two of the Calipari era, the Wildcats have signed a top-three recruiting class according to the Recruiting Services Consensus Index, which tallies major recruiting rankings and plugs them into a formula to calculate a consensus ranking. With the additions, Kentucky has signed 71 top-50 recruits, 56 top-25 players and 31 top-10 players (according to Rivals) in what will now be Calipari's 15 recruiting classes at Kentucky.

- **Aaron Bradshaw (Roselle, N.J.):** Forward | 7-0, 210 pounds | No. 4 overall by 247Sports, No. 4 by ESPN and No. 5 by Rivals | Averaged 8.9 points, 7.4 rebounds and 3.2 blocks per game as a junior while helping Camden to the NJSIAA Group 2 state championship | Played for NJ Scholars on the EYBL circuit last summer, averaging 12.7 points, 7.3 rebounds and 2.0 blocks | Tallied three double-doubles during Peach Jam in July | McDonald's All-American | Naismith High School Player of the Year semifinalist | Jordan Brand Classic selection | Third-team Naismith HS All-American
- **Robert Dillingham (Hickory, N.C.):** Guard | 6-2, 160 pounds | No. 7 overall by Rivals, No. 11 by ESPN and No. 9 by 247Sports | Averaged 21.2 points, 4.9 rebounds and 2.1 steals per game as a sophomore at Combine Academy, leading the team to a 29-3 record and a non-association state title | Joined Overtime Elite in November | Charlotte Observer High School Basketball Player of the Year in 2020-21 | 2021 FIBA Americas U16 Championship MVP, averaging 15.7 points and 6.2 assists in more than 20 minutes per game | Jordan Brand Classic selection
- **Justin Edwards (Philadelphia):** Guard | 6-8, 190 pounds | No. 1 by ESPN, No. 2 by 247Sports and No. 4 by Rivals | Led Imhotep Charter to the Class 5A state title as a junior last season, averaging 18.3 points and 8.3 rebounds per game | Helped Team Final advance to Peach Jam quarterfinals after shooting 39.5% from deep while averaging 15.3 points and 7.0 rebounds per game | McDonald's All-American | Naismith High School Player of the Year finalist | Named to Team USA at the 2023 Nike Hoop Summit | Jordan Brand Classic selection | First-team Naismith HS All-American
- **Reed Sheppard (London, Ky.):** Guard | 6-3, 180 pounds | No. 22 overall by Rivals, No. 21 by ESPN and No. 30 by 247Sports | Led North Laurel to the state Sweet 16, averaging 25.2 points, 7.6 assists, 6.8 rebounds and 4.4 steals per game as a junior | 2022 Kentucky Gatorade Player of the Year | Both parents, Jeff and Stacey, played basketball at Kentucky | Jeff was a member of 1996 and 1998 national championship teams, earning Final Four MVP in 1998, while Stacey still sits as the Wildcats' No. 14 all-time scorer | McDonald's All-American
- **D.J. Wagner (Camden, N.J.):** Guard | 6-3, 175 pounds | No. 2 overall by ESPN and No. 3 by 247Sports and Rivals | Averaged 19.6 points, 4.3 rebounds, 3.3 assists and 3.1 steals per contest as a junior, helping Camden to the NJSIAA Group 2 state championship | Named 2021 and 2022 New Jersey Gatorade Player of the Year | Son of former Memphis and NBA guard Dajuan Wagner and grandson of former Louisville and professional guard Milt Wagner | McDonald's All-American | Naismith High School Player of the Year finalist | Named to Team USA at the 2023 Nike Hoop Summit | Jordan Brand Classic selection | First-team Naismith HS All-American

Cats Give Back

As part of the University of Kentucky's commitment to the people of the Commonwealth and Big Blue Nation around the globe, the Wildcats continue to give back to those in need.

- Dating back to his time at Memphis, John Calipari has worked with local businesses to partner and help families (usually around 10-12 families) in need for the holidays. Families are identified by local leaders and are uplifted with gifts, gift cards, food for the holidays and even rent checks. UK players helped host a reception with a holiday meal and Christmas carols sung on Dec. 18 to continue Calipari's tradition
- Kentucky spent Thanksgiving serving lunch to people in need alongside the Salvation Army
- All ticket revenue from the Cats' annual Blue-White Game, more than \$160,000, went to Team Eastern Kentucky Flood Relief for those impacted by the devastating floods this summer. The team also participated in multiple community service activities in the area prior to the exhibition held in Pikeville, Kentucky
- Kentucky's men's and women's basketball team partnered with the Mamba and Mambacita Foundation to host a youth skills academy for underprivileged local boys and girls
- In partnership with Samaritan's Feet, coach John Calipari and several other Kentucky coaches handed out 10,000 pairs of shoes in eastern Kentucky in August. The Cats also spent a morning with the organization on their trip to the Bahamas, washing feet and delivering shoes to those in need
- In August, Kentucky's open practice in conjunction with a telethon hosted by Joe and Kelly Craft, LEX 18, the American Red Cross and Rupp Arena for Kentucky Flood Relief, raised more than \$2 million for flood relief
- Calipari and the Wildcats traveled to five cities throughout the state this summer in conjunction with Kroger to raise funds for Kentuckians affected by the tornadoes that ravaged the state in December of 2021

Big-Game Cal, Cats

Some notes about Cal's teams against the best of the best:

- Not only does Kentucky own a 69-48 record (58.9%) vs. Associated Press Top 25 teams under John Calipari, UK is 7-5 when both teams are ranked in the AP top five
- All-time, Calipari is 13-9 when both teams are ranked in the AP top five
- When both teams are ranked in the AP Top 25, Calipari's all-time record is 89-66, including a 58-38 mark at Kentucky
- When both are ranked in the top 10 he has a 27-22 record, including 16-15 at UK
- By defeating top-ranked Michigan State to start the 2019-20 season, UK knocked off the No. 1 team in consecutive seasons for the first time in school history. Kentucky downed Tennessee on Feb. 19, 2019
- With the win over MSU to begin 2019-20, the Wildcats have nine victories over the No. 1 team in 25 tries in program history
- Calipari improved to 6-4 vs. the No. 1 team in his career with the win vs. Michigan State, including 3-2 at Kentucky. According to ESPN, Calipari is the only coach with a winning (.600) percentage against No. 1 ranked teams with a minimum of 10 games faced against the No. 1

Taking Care of Business

Kentucky's 69-48 record vs. opponents ranked in the Associated Press Top 25 in John Calipari's tenure is impressive, but the Wildcats' ability to beat all-comers can't be overlooked. Under Calipari, UK is 318-64 vs. unranked competition, 83.2%.

Big Blue Wins on the Road

Kentucky's 63-56 win on the road at No. 5 Tennessee on Jan. 14 was not only much needed for this team, but historic as well.

- Was the first in program history over an Associated Press Top 5 team on the road, while a UK team was unranked
- Kentucky outrebounded the Volunteers by 20 and limited the Vols to just four offensive rebounds. Tennessee entered the matchup as the nation's best offensive rebounding team
- UK's 88.1% free-throw percentage (22-25) was the third-best in a true road game under Calipari with a minimum of 25 attempts
- Kentucky moved to 5-1 against Tennessee on the road when the Wildcats are unranked and the Volunteers are ranked
- The 56 points scored by UT marked the second-fewest ever allowed by an unranked Kentucky team against a top-five team in the AP poll (UK allowed 45 points to No. 2 Michigan State on Dec. 16, 2000)

Tshiebwe UK Double-Doubles

Game	Points	Rebounds
vs. Vanderbilt (3/10/23)	19	15
at Arkansas (3/4/23)	12	13
VANDERBILT (3/1/23)	21	20
AUBURN (2/25/23)	22	17
at Mississippi State (2/15/23)	18	11
at Georgia (2/11/23)	20	14
at Ole Miss (1/31/23)	14	11
at Vanderbilt (1/24/23)	15	13
GEORGIA (1/17/23)	37	24
at Tennessee (1/14/23)	15	13
SOUTH CAROLINA (1/10/23)	19	12
LSU (1/3/23)	19	16
LOUISVILLE (12/31/22)	24	14
at Missouri (12/28/22)	23	19
YALE (12/10/22)	28	12
vs. Michigan (12/4/22)	13	14
NORTH FLORIDA (11/23/22)	16	15
at Gonzaga (11/20/22)	20	15
vs. Michigan State (11/15/22)	22	18
vs. Saint Peter's (3/17/22)	30	16
vs. Tennessee (3/12/22)	13	11
vs. Vanderbilt (3/11/22)	12	14
at Florida (3/5/22)	27	14
OLE MISS (3/1/22)	18	15
at Arkansas (2/26/22)	30	18
LSU (2/23/22)	17	16
ALABAMA (2/19/22)	21	14
at Tennessee (2/15/22)	13	15
FLORIDA (2/12/22)	27	19
at South Carolina (2/8/22)	18	14
at Alabama (2/5/22)	10	15
VANDERBILT (2/2/22)	11	17
at Kansas (1/29/22)	17	14
MISSISSIPPI STATE (1/25/22)	21	22
at Auburn (1/22/22)	16	14
at Vanderbilt (1/11/22)	30	13
GEORGIA (1/8/22)	29	17
MISSOURI (12/29/21)	13	20
WKU (12/22/21)	14	28
vs. North Carolina (12/18/21)	16	12
SOUTHERN (12/7/21)	23	11
CENTRAL MICHIGAN (11/29/21)	20	16
NORTH FLORIDA (11/26/21)	12	16
ALBANY (11/22/21)	12	14
MOUNT ST. MARY'S (11/16/21)	24	16
ROBERT MORRIS (11/12/21)	14	20
vs. Duke (11/9/21)	17	20



NOTES

Kentucky then earned a 69-53 win at Vanderbilt on Jan. 24 in its next game away from home.

- It was Kentucky's 78th game played at Memorial Gymnasium (69 vs. Vanderbilt, 5 NCAA Tournament, 3 SEC Tournament, 1 SEC Playoff), tying Freedom Hall for the most games played by UK in a single arena all-time (excluding home arenas)
- Kentucky has now won 14 straight in the series
- UK limited the Commodores to just 53 points, 20 points below its season scoring average
- When Vanderbilt missed a free throw with 3:10 remaining, it marked the first time in two games that an opponent missed a foul shot after Texas A&M and VU had combined to make 25 in a row
- Kentucky made only one trip to the foul line, making 1 of 2 attempts, both of which are the lowest numbers of the Calipari era – actually by significant margins, as the previous lows were three made on two occasions and six attempts on two occasions

Historic Opener

With a 95-63 win over Howard to open the 2022-23 campaign, a few Wildcats set records along the way.

- Cason Wallace recorded the second-most assists in a UK freshman debut, while becoming the first UK freshman in school history to have at least 15 points, eight rebounds, and nine assists in a collegiate debut
- Wallace was one of only two freshmen to accomplish the season-opening feat since the 2010-11 season, joining Lonzo Ball, who went for 19 points, 11 assists, eight rebounds and two steals in a 119-80 win over Pacific on Nov. 11, 2016
- Antonio Reeves sunk a game-high six 3-pointers, which is a record for any UK player in his debut with the Cats
- Lance Ware totaled four steals, the most in a Kentucky season-opener since Kevin Knox and Shai Gilgeous-Alexander each had four in a 73-63 win over Utah Valley Nov. 10, 2017

Road Warriors

Kentucky has once again played one of the toughest schedules in the country on the court, but it has also been perhaps the most grueling travel schedule in John Calipari's tenure. Kentucky played four nonconference games away from home in the first five weeks of the season totaling more than 14,138 miles traveled.

- Kentucky took on Michigan State in Indianapolis, traveling 376 miles round trip
- The Cats then played a road contest at Gonzaga. That trip consisted of a five-hour flight each direction and 4,328 total miles traveled
- UK played in the inaugural Hall of Fame Classic in London, England to end November. That round trip consisted of 8,016 miles
- Kentucky finished its nonconference travel with a date in Madison Square Garden for the CBS Sports Classic and a game vs. UCLA. The roundtrip mileage was 1,418 for that contest
- Things didn't get easier for the Cats, as UK opened its SEC slate on the road at Missouri, spanning 921 miles
- This particular group of Cats also spent time at Baha Mar Resort in The Bahamas this summer (1,976 miles) and played its Blue-White Game in Pikeville, Kentucky (287 miles) before the season ever began

#OscarWorthy: National Player of the Year Returns for Encore

Oscar Tshiebwe achieved something no player in Kentucky basketball history had ever done before. He was voted as the unanimous National Player of the Year in 2021-22, winning all six major honors: The Sporting News, The Associated Press, USBWA Oscar Robertson Award, NABC, Wooden Award and the Naismith Award. More on Tshiebwe's record-setting 2021-22 campaign:

- Unanimous First-Team All-America selection
- Southeastern Conference Player of the Year
- First-team All-SEC (coaches and media)
- SEC All-Defensive Team (coaches)
- UK single-season record 28 double-doubles
- Team-high 17.4 points and nation-leading 15.1 rebounds per game
- Five games with 20 or more rebounds
- Had 515 boards, the third-most in UK single-season history
- Became the first major-conference player since Bill Walton in 1973 to average at least 15 points and at least 15 rebounds
- Set a Rupp Arena record with 28 rebounds against Western Kentucky
- Became a 1,000-point collegiate scorer

Four Wildcats Participate in NBA All-Star Game

Four Kentucky men's basketball alumni in Bam Adebayo, De'Aaron Fox, Shai Gilgeous-Alexander and Julius Randle were named to the 2023 NBA All-Star Game on Feb. 19 in Salt Lake City. Adebayo and Randle made their second-career appearances, while Fox and Gilgeous-Alexander were selected for the first time.

Adebayo and Gilgeous-Alexander were a part Team Giannis which defeated Team LeBron with Randle and Fox by a 184-175 score. Gilgeous-Alexander had nine points and seven assists. Adebayo logged four points in the win. Randle scored 11, while Fox added a pair of assists.

- Among all active collegiate coaches, John Calipari has more total players (10) and more total All-Star selections (32) than any other coach
- Adebayo made his second-career appearance in the NBA All-Star Game in 2023. In one season with the Wildcats, Adebayo was the only player to start all 38 games for a squad that won the SEC Tournament and advanced to the Elite Eight. He was an All-SEC Second Team and All-SEC Freshman Team honoree. Adebayo averaged 13.0 points, 8.0 rebounds and 1.5 blocks per game before being selected 14th overall by the Heat in 2017

• Fox made his first All-Star Game appearance. Part of the Wildcats' march to the Elite Eight and a 2017 Southeastern Conference Tournament title, Fox was an All-SEC First Team selection and was the SEC Tournament MVP. He also is one of just three players in program history to record a triple-double. Fox averaged 16.7 points and 4.6 assists per game for the Wildcats before being selected fifth overall by the Kings in 2017.

• Gilgeous-Alexander made his first-career appearance in the annual game featuring the league's best players. He averaged 14.4 points per game and 5.1 assists for the Wildcats during the 2017-18 season. Gilgeous-Alexander helped the Wildcats to an SEC Tournament crown and was MVP. Additionally, he was an All-SEC Second Team and All-SEC Freshman Team honoree. He was then drafted 11th overall by the Hornets before his draft rights were traded to the Clippers

• Randle made his second appearance in the NBA All-Star Game. One of just three players under Calipari to average a double-double, Randle was the leader of the UK squad that made its memorable NCAA Tournament run to the championship game in 2014. He averaged 15.0 points and 10.4 rebounds per game. He was a Final Four All-Tournament Team honoree, a Midwest Region All-Tournament Team selection, a third-team All-American, an All-SEC First Team pick and the SEC Freshman of the Year. Randle was drafted seventh overall by the Lakers following his one season in Kentucky in 2014

UK Leads with 27 on NBA Opening-Day Rosters

Kentucky men's basketball's ability to develop and prepare players for the next step continues to manifest itself as 27 former Wildcat student-athletes appeared on NBA opening-day rosters. Kentucky led the nation for the 11th consecutive season with the most alumni on opening-day rosters.

- The total of 27 players on NBA opening-day rosters (including two-way and inactive players) that played and finished their college basketball careers at Kentucky is more than any other college program in the country. Duke, with 24, is the only other school with more than 20 players in the NBA.
- Of the 17 NBA franchises featuring a Wildcat, eight have multiple Kentucky players. Detroit and Sacramento each have a trio of Wildcats on their roster while the Clippers, Lakers, Heat, Knicks, Hornets and Trail Blazers each have two.
- In 13 seasons under head coach John Calipari, 45 players have been selected in the NBA Draft, including 34 first-round selections and three No. 1 overall picks (Anthony Davis, Karl-Anthony Towns and John Wall)
- Calipari has a streak of 15 consecutive drafts with a first-round pick dating back to his time at Memphis
- Calipari is one of only two coaches in the history of the sport to have four players drafted No. 1 overall (Derrick Rose – 2008, Wall – 2010, Davis – 2012, Towns – 2015)
- Using figures compiled by basketball-reference.com and spotrac.com, Calipari-coached players have amassed more than \$3.5 billion in career NBA contracts
- In the 13 seasons Calipari has been the head coach at Kentucky, his players have totaled nearly \$3 billion in NBA contracts. In the 2022-23 season alone, former UK players are slated to make nearly \$330 million



LAST TIME OUT

NO.	Name	Min	FG	3P	FT	Rebounds		Fouls		TP	AS	TO	ST	Blocks		PTS	
						OR	DR	FF	PF					BS	BA		
5	Ed Crosswell	F 27:14	6-10	0-0	0-0	2	3	5	4	4	16	0	1	2	0	0	-1
23	Bryce Hopkins	F 39:06	2-9	0-3	3-5	0	8	8	4	4	7	2	4	0	0	1	-8
4	Jared Bynum	G 33:53	3-10	2-6	1-1	1	1	2	1	1	9	5	0	1	0	0	-1
10	Noah Locke	G 28:23	3-11	2-7	0-0	0	2	2	0	0	8	1	3	0	0	0	3
22	Dawn Carter	G 37:07	4-14	1-7	1-2	1	4	5	4	1	10	3	0	2	1	1	-11
21	Cifton Moore	G 13:40	0-3	0-1	1-2	3	0	3	0	1	1	0	1	0	0	2	-7
14	Corey Floyd, Jr.	12:21	1-1	0-0	0-1	0	1	1	2	1	2	0	0	0	0	0	-10
0	Alysi Breed	05:40	0-0	0-0	0-0	0	1	1	0	0	0	1	0	0	0	0	-5
1	Jayden Pierre	02:26	0-0	0-0	0-0	0	0	0	1	0	0	0	0	0	0	0	1
Team						1	3	4	0	0	0	1	1	0	0	0	0
Totals			21-58	5-24	6-11	8	23	31	16	12	55	12	10	5	1	4	-8

NO.	Name	Min	FG	3P	FT	Rebounds		Fouls		TP	AS	TO	ST	Blocks		PTS	
						OR	DR	FF	PF					BS	BA		
5	Jacob Toppin	F 37:19	6-14	0-2	6-6	1	5	6	1	5	18	2	1	0	0	0	12
24	Chris Livingston	F 34:12	3-8	0-1	0-0	1	5	6	1	0	6	0	1	0	0	0	10
34	Oscar Tshiebwe	F 32:51	4-10	0-0	0-0	11	14	25	4	1	8	2	3	3	2	4	0
12	Antonio Reeves	G 38:24	8-18	5-9	1-2	2	3	2	22	0	3	0	0	0	1	11	
22	Cason Wallace	G 38:52	2-11	0-2	3-5	1	3	4	0	7	7	1	2	0	0	10	
1	CJ Fredrick	06:58	0-2	0-2	0-0	0	0	0	2	0	1	0	0	0	0	-4	
3	Aadu Thiero	01:36	0-0	0-0	0-0	0	0	0	0	0	0	0	0	0	0	-3	
55	Lance Ware	02:41	0-0	0-0	0-0	0	0	1	0	0	0	0	0	0	0	-4	
4	Daimon Collins	07:09	0-0	0-0	0-0	1	2	1	0	0	0	1	1	0	0	4	
Team			23-63	5-16	10-13	18	30	48	12	16	61	10	11	6	4	1	8

Biggest lead	PRO	UK	Points from Turnovers	PRO	UK	Period by Period Scoring		
						1st	2nd	TOT
	3 (1 st 15:20)	11 (1 st 1:44)	11	7				
	7 (2 nd 17:16)	10 (1 st 1:44)	28	22				
	7	2	18	18	PRO	31	22	53
	4	1	12	5	UK	38	23	61
	08:09	30:29	3	0				

Oscar Tshiebwe on the win after last year's disappointment ...

"We just come in. I told all my teammates, I told them, I said this year we come in and fight. Last year doesn't matter anymore. Now you know this tournament is about fighting. It's about who fights the most. That's the one who is going to keep moving. So we came in with the mentality, and we forget the past, and we're just fighting right now."

Kentucky 61, Providence 53

Just one week removed from falling to Vanderbilt in the Southeastern Conference Tournament, Kentucky had a shot at redemption on this Friday night. And the Cats' veterans made sure that UK did not waste the opportunity.

Senior Antonio Reeves led all scorers with 22 points as sixth-seeded Kentucky beat No. 11 seed Providence 61-53 in the first round of the 2023 NCAA Men's Basketball Tournament on Friday inside Greensboro Coliseum. Reeves got plenty of help from his fellow seniors. Jacob Toppin had 18 points and six rebounds, while Oscar Tshiebwe had just eight points, but grabbed 25 rebounds, etching his name even further into the UK record book.

Tshiebwe topped the rebounding mark by a UK player in an NCAA Tournament game, which came on this day in 1956 when Jerry Bird had 24 rebounds in Kentucky's 89-77 win over Iowa in the NCAA Midwest Regional Final in Iowa City. Tshiebwe's 25 rebounds were three short of his career high of 28 that came last year against Western Kentucky. His 25 rebounds on Friday night were the eighth-most by a UK player in any game in school history.

Kentucky (22-11) was able to redeem itself from the early exit in the SEC Tournament last week. The Cats will now face the winner of the Kansas State-Montana State to be played later on Friday. For Toppin, Tshiebwe and the other UK veterans, this win also put last year's upset loss to Saint Peter's in the rearview mirror.

The Cats also did an outstanding job on Providence's leading scorer, and former Wildcat, Bryce Hopkins. Toppin drew a large portion of the defensive assignment and he, with support from his teammates, held Hopkins to seven points, below his average of 16.1 points per outing.

The game was a tale of two halves. The first half was a high-paced affair with lots of scoring. Reeves had 14 points and Toppin 12 as Kentucky grabbed a 38-31 advantage at the break.

The second half was a bit more defensive. Kentucky made just seven of 28 field goals in the second half, while Providence made just eight of 27 (29.6 percent). UK outscored Providence 23-22 in the second half. The 53 points by Providence was the fewest by a UK opponent since UK held West Virginia to 39 in 2015.

Game Notes

- Kentucky limited Providence to 53 points, the fewest UK had allowed in an NCAA Tournament game since a 78-39 win over West Virginia in 2015.
- Providence had entered the game averaging 78.1 points per game.
- In the decisive second half, UK held Providence to 22 points on just 29.6% shooting (8 of 27).
- UK is now 89-0 under Calipari when keeping the opponent to 55 points or less, including 6-0 this season and three times in the last seven games.
- UK held Providence to 36.2% from the field (21 of 58). UK is 233-24 (90.7%) under Calipari, including 11-0 this season, when the foe shoots 40 percent or less.
- UK won the rebounding 48-31, leading to an 18-2 advantage in second-chance points.
- UK is 22-6 this season when winning the rebounding.
- Kentucky led by as many as 11 points. UK is 329-14 (95.9%) under John Calipari when leading by at least 10 points at some time during the game.
- Kentucky has a 2-2 record in the Greensboro Coliseum. The previous three games were regular-season tilts vs. North Carolina in December of 1960, 1967 and 1973.

2022-23 Top Performances

Category (Individuals)	Kentucky	Opponents
Points	37 (2x), last by Antonio Reeves at Arkansas (3/4/23)	30 by Kobe Brown at Missouri (12/28/22)
Rebounds	25 by Oscar Tshiebwe vs. Providence (3/17/23)	14 by Julian Strawther at Gonzaga (11/20/22)
Assists	11 (2x), last by Cason Wallace at Mississippi State (2/15/23)	9 by A.J. Hoggard vs. Michigan State (11/15/22)
Steals	8 by Cason Wallace vs. Michigan State (11/15/22)	6 by Mark Sears at Alabama (1/7/23)
Blocks	4 (4x), last by Oscar Tshiebwe at Georgia (2/11/23)	5 by Makhel Mitchell vs. ARKANSAS (2/7/23)
FG Made	13 by Oscar Tshiebwe vs. YALE (12/10/22)	10 (3x), last by Nick Smith Jr. at Arkansas (3/4/23)
FG Attempts	21 by Antonio Reeves at Georgia (2/11/23)	23 by Nick Smith Jr. at Arkansas (3/4/23)
3-FG Made	6 (2x), last by Antonio Reeves at Ole Miss (1/31/23)	6 by Meechie Johnson vs. SOUTH CAROLINA (1/10/23)
3-FG Attempted	13 by Cason Wallace at Missouri (12/28/22)	13 by Adam Miller vs. LSU (1/3/23)
FT Made	13 by Oscar Tshiebwe vs. GEORGIA (1/17/23)	10 (2x), last by Ricky Council IV at Arkansas (3/4/23)
FT Attempted	18 by Oscar Tshiebwe vs. GEORGIA (1/17/23)	12 (2x), last by Ricky Council IV at Arkansas (3/4/23)

Category (Team)	Kentucky	Opponents
Points	106, vs. SOUTH CAROLINA STATE (11/17/22)	89, at Missouri (12/28/22)
Rebounds	50, vs. NORTH FLORIDA (11/23/22)	45, vs. Michigan State (11/15/22)
Assists	25, vs. SOUTH CAROLINA STATE (11/17/22)	19 (2x), last vs. ARKANSAS (2/7/23)
Steals	12, vs. Michigan State (11/15/22)	11, vs. UCLA (12/17/22)
Blocks	11, vs. DUQUESNE (11/11/22)	7, vs. ARKANSAS (2/7/23)
FG Made	39, vs. SOUTH CAROLINA STATE (11/17/22)	32, vs. ARKANSAS (2/7/23)
FG Attempts	73, (2x) last at Alabama (1/7/23)	70, at Arkansas (3/4/23)
3-FG Made	13, vs. FLORIDA A&M (12/21/22)	11 (2x), last vs. South Carolina (1/10/23)
3-FG Attempted	32, TEXAS A&M (1/21/23)	28, vs. BELLARMINE (11/29/22)
FT Made	26, at Arkansas (3/4/23)	25, at Georgia (2/11/23)
FT Attempted	35, (2x) last VANDERBILT (3/1/23)	34, at Arkansas (3/4/23)

KENTUCKY BY THE NUMBERS

Date	Opponent	Result	Points	Rebounds	Assists	Steals	Blocks
N. 7	HOWARD	W, 95-63	Reeves - 22 [^]	Toppin - 11 [^]	Wallace - 9 [^]	Ware - 4 [^]	Onyenso - 4 [^]
N. 11	DUQUESNE ¹	W, 77-52	Reeves - 18 [^]	Onyenso - 10 [^]	Wheeler - 11 [^]	Three players - 2	Ware - 4 [^]
N. 15	vs. Michigan State ²	L, 86-77 ^{20T}	Tshiebwe - 22	Tshiebwe - 18 [^]	Wheeler - 8	Wallace - 8 [^]	Tshiebwe - 4 [^]
N. 17	S. CAROLINA STATE ¹	W, 106-63	Fredrick - 17 [^]	Toppin - 9 [^]	Wheeler - 10 [^]	Fredrick - 4 [^]	Onyenso - 3 [^]
N. 20	at Gonzaga	L, 88-72	Tshiebwe - 20	Tshiebwe - 15 [^]	Wheeler - 4 [^]	Wallace - 4 [^]	n/a
N. 23	NORTH FLORIDA ¹	W, 96-56	Two players - 20 [^]	Tshiebwe - 15 [^]	Wallace - 6 [^]	Tshiebwe - 3 [^]	Onyenso - 3 [^]
N. 29	BELLARMINE	W, 60-41	Reeves - 18 [^]	Tshiebwe - 12 [^]	Wheeler - 6 [^]	Two players - 2 [^]	Tshiebwe - 3 [^]
D. 4	vs. Michigan ³	W, 73-69	Two players - 14	Tshiebwe - 14 [^]	Wheeler - 7 [^]	Three players - 1	Onyenso - 2
D. 10	YALE	W, 69-59	Tshiebwe - 28 [^]	Tshiebwe - 12 [^]	Toppin - 4 [^]	Two players - 2 [^]	Tshiebwe - 2 [^]
D. 17	vs. UCLA ⁴	L, 63-53	Livingston - 14	Tshiebwe - 16 [^]	Wheeler - 6 [^]	Two players - 2	Tshiebwe - 3 [^]
D. 21	FLORIDA A&M ⁵	W, 88-68	Wallace - 27 [^]	Tshiebwe - 8 [^]	Wallace - 9 [^]	Wallace - 4 [^]	Toppin - 1 [^]
D. 28	at Missouri*	L, 89-75	Tshiebwe - 23	Tshiebwe - 19 [^]	Wheeler - 8 [^]	Two players - 2 [^]	Wallace - 1
D. 31	LOUISVILLE	W, 86-63	Two players - 24 [^]	Tshiebwe - 14 [^]	Wheeler - 9 [^]	Three players - 2	Reeves - 1 [^]
J. 3	LSU * ⁶	W, 74-71	Toppin - 21	Tshiebwe - 16 [^]	Wheeler - 9 [^]	Two players - 1 [^]	Three players - 1 [^]
J. 7	at Alabama*	L, 78-52	Reeves - 20 [^]	Two players - 6	Two players - 3	Four players - 1	Toppin - 2 [^]
J. 10	SOUTH CAROLINA * ⁷	L, 71-68	Tshiebwe - 19	Tshiebwe - 12 [^]	Wheeler - 3	Tshiebwe - 3 [^]	Collins - 3 [^]
J. 14	at Tennessee*	W, 63-56	Reeves - 18	Tshiebwe - 13 [^]	Wallace - 6	Two players - 2	Livingston - 1 [^]
J. 17	GEORGIA * ⁸	W, 85-71	Tshiebwe - 37 [^]	Tshiebwe - 24 [^]	Toppin - 4 [^]	Tshiebwe - 3 [^]	Toppin - 2 [^]
J. 21	TEXAS A&M * ⁸	W, 76-67	Reeves - 23 [^]	Tshiebwe - 17 [^]	Wallace - 4	Two players - 2	Wallace - 2 [^]
J. 24	at Vanderbilt*	W, 69-53	Reeves - 16 [^]	Tshiebwe - 13 [^]	Two players - 5 [^]	Four players - 1	Toppin - 2 [^]
J. 28	KANSAS ⁶	L, 77-68	Tshiebwe - 18	Tshiebwe - 9	Wallace - 5	Wallace - 5 [^]	Three players - 1 [^]
J. 31	at Ole Miss*	W, 75-66	Reeves - 27 [^]	Tshiebwe - 11 [^]	Wheeler - 9 [^]	Tshiebwe - 3 [^]	Thiero - 1 [^]
F. 4	FLORIDA * ⁸	W, 72-67	Wallace - 20	Tshiebwe - 15 [^]	Two players - 3	Wheeler - 2 [^]	Wallace - 3 [^]
F. 7	ARKANSAS * ⁸	L, 88-73	Wallace - 24 [^]	Toppin - 8	Wallace - 5	Two players - 3	Wallace - 2 [^]
F. 11	at Georgia*	L, 75-68	Two players - 20	Tshiebwe - 14 [^]	Wallace - 6 [^]	Thiero - 1	Tshiebwe - 4 [^]
F. 15	at Mississippi State*	W, 71-68	Tshiebwe - 18	Tshiebwe - 11 [^]	Wallace - 11 [^]	Three players - 2	Two players - 1
F. 18	TENNESSEE * ⁸	W, 66-54	Two players - 16	Livingston - 10 [^]	Wallace - 6 [^]	Tshiebwe - 3 [^]	Two players - 1 [^]
F. 22	at Florida*	W, 82-74	Tshiebwe - 25 [^]	Livingston - 15 [^]	Wallace - 6 [^]	Wallace - 2	Four players - 1 [^]
F. 25	AUBURN * ⁸	W, 86-54	Tshiebwe - 22 [^]	Tshiebwe - 17 [^]	Wallace - 9 [^]	Wallace - 4 [^]	Tshiebwe - 1 [^]
M. 1	VANDERBILT * ⁷	L, 68-66	Tshiebwe - 21	Tshiebwe - 20 [^]	Two players - 2	Livingston - 2 [^]	Tshiebwe - 3 [^]
M. 4	at Arkansas*	W, 88-79	Reeves - 37 [^]	Tshiebwe - 13 [^]	Fredrick - 4	Five players - 1	Four players - 1 [^]
M. 10	vs. Vanderbilt ⁷	L, 80-73	Reeves - 22	Tshiebwe - 15 [^]	Wallace - 5 [^]	Wallace - 3 [^]	Two players - 1 [^]
M. 17	vs. Providence ⁸	W, 61-53	Reeves - 22 [^]	Tshiebwe - 25 [^]	Wallace - 5 [^]	Tshiebwe - 3 [^]	Tshiebwe - 2 [^]
M. 19	NCAA Second Round						

All home games in **BOLD CAPS**

*SEC game, ^game high

- 1 - Tribute Classic (Rupp Arena | Lexington, Ky.)
- 2 - Champions Classic (Gainbridge Fieldhouse | Indianapolis)
- 3 - Basketball Hall of Fame Showcase (O2 Arena | London)
- 4 - CBS Sports Classic (Madison Square Garden | New York)
- 5 - Unity Series (Rupp Arena | Lexington, Ky.)
- 6 - SEC/Big 12 Challenge (Rupp Arena | Lexington, Ky.)
- 7 - SEC Tournament (Bridgestone Arena | Nashville, Tenn.)
- 8 - NCAA Tournament (Greensboro Coliseum | Greensboro, N.C.)

Times Led

Tshiebwe - 14
Reeves - 13
Wallace - 5
Toppin - 4
Fredrick - 1
Livingston - 1

Times Led

Tshiebwe - 27
Toppin - 4
Livingston - 2
Onyenso - 1

Times Led

Wallace - 15
Wheeler - 15
Toppin - 3
Fredrick - 2
Tshiebwe - 2

Times Led

Wallace - 18
Tshiebwe - 16
Wheeler - 7
Toppin - 5
Fredrick - 4
Thiero - 4
Livingston - 3
Collins - 1
Ware - 1

Times Led

Tshiebwe - 12
Wallace - 7
Livingston - 6
Toppin - 6
Onyenso - 4
Collins - 3
Thiero - 3
Reeves - 2
Ware - 2

Comparing the Calipari Era

A look at the statistics throughout the John Calipari era through 33 games ...

Year	FG%	Opp. FG%	3-Pt. FG%	FT%	RPG	Assists	T.Os.	Blocks	Steals	Points	PPG	Record
2022-23	.456	.427	.352	.704	39.2	500	384	124	213	2,463	74.6	22-11
2021-22	.484	.411	.349	.730	40.2	532	382	138	226	2,622	79.5	26-6
2020-21	.417	.413	.335	.729	38.0	314	349	148	157	1,761	70.4	9-16 [^]
2019-20	.461	.394	.343	.797	36.6	415	387	153	162	2,307	74.4	25-6 [~]
2018-19	.478	.403	.364	.740	38.4	457	417	167	199	2,532	76.7	27-6
2017-18	.469	.407	.358	.693	38.8	447	433	160	185	2,532	76.7	23-10
2016-17	.477	.424	.353	.696	40.2	518	394	176	200	2,840	86.1	28-5
2015-16	.478	.399	.369	.684	38.9	477	363	186	182	2,627	79.6	25-8
2014-15	.468	.352	.344	.721	38.3	484	348	228	219	2,469	74.8	33-0
2013-14	.454	.403	.326	.679	41.3	382	403	204	158	2,521	76.4	24-9
2012-13	.475	.392	.346	.642	37.8	441	430	217	185	2,396	72.6	21-12
2011-12	.487	.366	.380	.723	39.2	438	378	291	209	2,543	77.1	32-1
2010-11	.460	.391	.397	.718	38.1	419	352	207	181	2,522	76.4	25-8
2009-10	.480	.380	.344	.680	41.5	484	484	240	236	2,619	79.4	31-2

[^]season concluded at 25 games; [~]season concluded at 31 games



THE LAST TIME UK ...

INDIVIDUALS

SCORING

Scored 25 points: Antonio Reeves (37) at Arkansas, 3/4/23
Scored 30 points: Antonio Reeves (37) at Arkansas, 3/4/23
Scored 35 points: Antonio Reeves (37) at Arkansas, 3/4/23
Scored 40 points: Malik Monk (47) vs. North Carolina, 12/17/16
Scored 45 points: Malik Monk (47) vs. North Carolina, 12/17/16
Scored 50 points: Jodie Meeks (54) at Tennessee, 1/13/09
Scored 55 points: Never
Two players had 20 points: Antonio Reeves (22) and Jacob Toppin (21) vs. Vanderbilt, 3/10/23
Three players had 20 points: DeMarcus Cousins (27), John Wall (21), Patrick Patterson (20) vs. SAM HOUSTON STATE, 11/19/09
Two players had 30 points: Patrick Patterson (33) and Jodie Meeks (32) vs. TENNESSEE STATE, 12/22/08
Scored 20 points in two straight games: Antonio Reeves (2), Jacob Toppin (2) 3/4/23 - 3/10/23
Scored 20 points in three straight games: Oscar Tshiebwe (3), 2/22/23 - 3/1/23
Scored 20 points in four straight games: PJ Washington (4), 2/5/19 - 2/16/19
Scored 20 points in five straight games: Jamal Murray (12), 2/2/16 - 3/12/16
Scored 20 points in six straight games: Jamal Murray (12), 2/2/16 - 3/12/16
Scored 20 points in seven straight games: Jamal Murray (12), 2/2/16 - 3/12/16
Scored 20 points in eight straight games: Jamal Murray (12), 2/2/16 - 3/12/16
Scored 20 points in nine straight games: Jamal Murray (12), 2/2/16 - 3/12/16
Scored 20 points in 10 straight games: Jamal Murray (12), 2/2/16 - 3/12/16
Scored 20 points in 11 straight games: Jamal Murray (12), 2/2/16 - 3/12/16
Scored 20 points in 12 straight games: Jamal Murray (12), 2/2/16 - 3/12/16
Scored 20 points in 15 straight games: Dan Issel (18), 12/1/69 - 2/7/70
Scored 25 points in two straight games: Oscar Tshiebwe (2), 1/8/22 - 1/11/22
Scored 25 points in three straight games: Tayshaun Prince (3), 3/11/01-3/17/01
Scored 30 points in two straight games: Jodie Meeks vs. Appalachian State (46), 12/20/08; vs. TENNESSEE STATE (32), 12/22/08
Scored 30 points in three straight games: Dan Issel (6) 2/14/70 - 3/2/70
Scored in double figures in 10 straight games: Jacob Toppin (12), 1/17/23-2/25/23
Scored in double figures in 15 straight games: Oscar Tshiebwe (17), 1/19/22-11/15/22
Scored in double figures in 20 straight games: Immanuel Quickley (20), 12/28/19-3/7/20
Scored in double figures in 25 straight games: Malik Monk (30), 11/11/16-2/28/17
Scored in double figures in 30 straight games: Malik Monk (30), 11/11/16-2/28/17
Scored in double figures in 33 straight games: Jamal Murray (34), 11/17/15 - 3/19/16
Scored in double figures in 34 straight games: Jamal Murray (34), 11/17/15 - 3/19/16
Scored in double figures in 35 straight games: Kenny Walker (36), 11/14/85 - 3/22/86
Five players scored in double figures: Antonio Reeves (16), Oscar Tshiebwe (15), Jacob Toppin (12), CJ Fredrick (10), Cason Wallace (10) at Vanderbilt, 1/24/23
Six players scored in double figures: Kellan Grady (19), Daimon Collins (14), Oscar Tshiebwe (14), Keion Brooks Jr. (13), Davion Mintz (13), TyTy Washington Jr. (10) vs. ROBERT MORRIS, 11/12/21
Seven players scored in double figures: Randolph Morris (17), Kelenna Azubuike (15), Patrick Sparks (14), Chuck Hayes (12), Rajon Rondo (11), Ravi Moss (10) and Ramel Bradley (10) vs. MISSISSIPPI STATE 2/19/05
Four players with 15 or more points: Antonio Reeves (22), CJ Fredrick (20), Jacob Toppin (15) and Cason Wallace (15) vs. HOWARD, 11/7/22

DOUBLE-DOUBLES

Double-double: Oscar Tshiebwe (19 points, 15 rebounds), Jacob Toppin (21 points, 11 rebounds) vs. Vanderbilt, 3/10/23
Triple-double: Isaiah Briscoe (19 points, 11 rebounds, 10 assists) at Ole Miss, 12/29/16
20-10 (rebs) game: Jacob Toppin (21 points, 11 rebounds) vs. Vanderbilt, 3/10/23
20-10 (assts) game: De'Aaron Fox (24 points, 10 assists) vs.

North Carolina, 12/17/16
20-15 game: Oscar Tshiebwe (21 points, 20 rebounds), vs. VANDERBILT, 3/1/23
20-20 game: Oscar Tshiebwe (21 points, 20 rebounds), vs. VANDERBILT, 3/1/23
30-10 game: Oscar Tshiebwe (37 points, 24 rebounds) vs. GEORGIA, 1/17/23
30-15 game: Oscar Tshiebwe (37 points, 24 rebounds) vs. GEORGIA, 1/17/23
30-20 game: Oscar Tshiebwe (37 points, 24 rebounds) vs. GEORGIA, 1/17/23
40-30 game: Bill Spivey (40 points, 34 rebounds) vs. XAVIER, 2/13/51
Back-to-back 20-10 games: Oscar Tshiebwe (22 p, 17 r) vs. AUBURN, 2/25/23; (21 p, 20 r) vs. VANDERBILT, 1/3/23
Three straight 20-10 games: Julius Randle (23 p, 16 r) vs. UNC ASHEVILLE, 11/8/13; (22 p, 14 r) vs. NORTHERN KENTUCKY, 11/10/13; (27 p, 13 r) vs. Michigan State, 11/12/13
Double-double in points and rebs.: Oscar Tshiebwe (19 points, 15 rebounds), Jacob Toppin (21 points, 11 rebounds) vs. Vanderbilt, 3/10/23
Double-double in points and assists: Sahvir Wheeler (11 points, 11 assists) vs. DUQUESNE, 11/11/22
Double-double in points and blocks: Never
Double-double in points and steals: Never
Double-double in two consecutive games: Oscar Tshiebwe (4) 2/25/23-3/10/23
Double-double in three consecutive games: Oscar Tshiebwe (4) 2/25/23-3/10/23
Double-double in four consecutive games: Oscar Tshiebwe (4) 2/25/23-3/10/23
Double-double in five consecutive games: Oscar Tshiebwe (17) 1/19/22-11/15/22
Double-double in 10 consecutive games: Oscar Tshiebwe (17) 1/19/22-11/15/22
Double-double in 15 consecutive games: Oscar Tshiebwe (17) 1/19/22-11/15/22
Two players record double-doubles: Oscar Tshiebwe (19 points, 15 rebounds), Jacob Toppin (21 points, 11 rebounds) vs. Vanderbilt, 3/10/23
Three players record double-doubles: PJ Washington (20 points, 13 rebounds), Reid Travis (18 points, 12 rebounds), Keldon Johnson (15 points, 10 rebounds) vs. KANSAS, 1/26/19
Four players record double-doubles: Jack Givens (30 pts, 13 rebs), Kyle Macy (16 pts, 10 assts), Mike Phillips (22 pts, 18 rebs), Rick Robey (23 pts, 13 rebs) vs. SMU 11/26/77
Five players record double-doubles: Never

FIELD GOALS

Made 12 FG in a game: Antonio Reeves (12) at Arkansas, 3/4/23
Made 15 FG in a game: Malik Monk (18) vs. North Carolina, 12/17/16
Made 16 FG in a game: Malik Monk (18) vs. North Carolina, 12/17/16
Made 17 FG in a game: Malik Monk (18) vs. North Carolina, 12/17/16
Made 18 FG in a game: Malik Monk (18) vs. North Carolina, 12/17/16
Made 19 FG in a game: Dan Issel (19) at Alabama, 2/23/70
Made 20 FG in a game: Dan Issel (23) at Ole Miss, 2/7/70
Made 21 FG in a game: Dan Issel (23) at Ole Miss, 2/7/70
Made 22 FG in a game: Dan Issel (23) at Ole Miss, 2/7/70
Made 23 FG in a game: Dan Issel (23) at Ole Miss, 2/7/70
Made 24 FG in a game: Never
Attempted 17 FG in a game: Antonio Reeves (18) vs. Providence, 3/17/23
Attempted 18 FG in a game: Antonio Reeves (18) vs. Providence, 3/17/23
Attempted 19 FG in a game: Antonio Reeves (20) vs. Vanderbilt, 3/10/23
Attempted 20 FG in a game: Antonio Reeves (20) vs. Vanderbilt, 3/10/23
Attempted 25 FG in a game: Malik Monk (28) vs. North Carolina, 12/17/16

3-POINTERS

Made 5 3-pointers in a game: Antonio Reeves (5) vs. Providence, 3/17/23
Made 6 3-pointers in a game: Antonio Reeves (6) at Ole Miss, 1/31/23
Made 7 3-pointers in a game: Kellan Grady (7) vs. ALABAMA, 2/19/22
Made 8 3-pointers in a game: Immanuel Quickley (8) at Texas A&M, 2/25/20
Made 9 3-pointers in a game: Jodie Meeks (10) at Tennessee, 1/13/09
Made 10 3-pointers in a game: Jodie Meeks (10) at Tennessee, 1/13/09
Made 11 3-pointers in a game: Never
Two players made at least 5 3-pointers in a game: Davion Mintz (6), Brandon Boston Jr. (6) vs. SOUTH CAROLINA, 3/6/21

Two players made at least 6 3-pointers in a game: Davion Mintz (6), Brandon Boston Jr. (6) vs. SOUTH CAROLINA, 3/6/21
Two players made at least 7 3-pointers in a game: Never
Attempted 10 3-pointers in a game: Antonio Reeves (11) and CJ Fredrick (10) vs. TEXAS A&M, 1/21/23
Attempted 15 3-pointers in a game: Jodie Meeks (15) at Tennessee, 1/13/09
Attempted 16 3-pointers in a game: Derrick Miller (16) vs. LSU 2/15/90
Attempted 17 3-pointers in a game: Derrick Miller (19) at Kansas 12/9/89
Attempted 18 3-pointers in a game: Derrick Miller (19) at Kansas 12/9/89
Attempted 19 3-pointers in a game: Derrick Miller (19) at Kansas 12/9/89
Attempted 20 3-pointers in a game: Never
Made a 3-pointer in 10 straight games: Antonio Reeves (10), 2/7/23-3/17/23
Made a 3-pointer in 15 straight games: Kellan Grady (21), 11/29/21-2/19/22
Made a 3-pointer in 20 straight games: Kellan Grady (21), 11/29/21-2/19/22
Made a 3-pointer in 30 straight games: Jamal Murray (36), 11/13/15-3/19/16
Made two 3-pointers in 10 straight games: Kevin Knox (11), 2/10/16-3/11/18
Made three 3-pointers in 10 straight games: Gerald Fitch (20), 1/14/03-3/23/03
Made three 3-pointers in 15 straight games: Gerald Fitch (20), 1/14/03-3/23/03
Made three 3-pointers in 20 straight games: Gerald Fitch (20), 1/14/03-3/23/03
Made three 3-pointers in 25 straight games: Keith Bogans (29), 3/14/02-2/26/03

FREE THROWS

Made 8 FT in a game: Antonio Reeves (11) at Arkansas, 3/4/23
Made 9 FT in a game: Antonio Reeves (11) at Arkansas, 3/4/23
Made 10 FT in a game: Antonio Reeves (11) at Arkansas, 3/4/23
Made 11 FT in a game: Antonio Reeves (11) at Arkansas, 3/4/23
Made 12 FT in a game: Oscar Tshiebwe (13) vs. GEORGIA, 1/17/23
Made 13 FT in a game: Oscar Tshiebwe (13) vs. GEORGIA, 1/17/23
Made 14 FT in a game: Olivier Sarr (14) vs. VANDERBILT, 1/5/21
Made 15 FT in a game: Rodrick Rhodes (16) vs. Ole Miss, 1/18/95
Made 16 FT in a game: Rodrick Rhodes (16) vs. Ole Miss, 1/18/95
Made 17 FT in a game: Dwight Anderson (18) vs. MISSISSIPPI STATE, 2/12/79
Made 18 FT in a game: Dwight Anderson (18) vs. MISSISSIPPI STATE, 2/12/79
Made 18 FT in a game: Never
Attempted 10 FT in a game: Antonio Reeves (11) at Arkansas, 3/4/23
Attempted 15 FT in a game: Oscar Tshiebwe (15) vs. VANDERBILT, 3/1/23
Attempted 20 FT in a game: PJ Washington (20) vs. Kansas State, 3/22/18
Attempted 25 FT in a game: Never
Made 20 Straight FT: Antonio Reeves (23), 1/14/23-2/7/23
Made 30 Straight FT: Tyler Herro (38), 2/16/19-3/29/19

REBOUNDS

15 Rebs: Oscar Tshiebwe (25) vs. Providence, 3/17/23
20 Rebs: Oscar Tshiebwe (25) vs. Providence, 3/17/23
25 Rebs: Oscar Tshiebwe (25) vs. Providence, 3/17/23
26 Rebs: Oscar Tshiebwe (28) vs. WESTERN KENTUCKY, 12/22/21
27 Rebs: Oscar Tshiebwe (28) vs. WESTERN KENTUCKY, 12/22/21
28 Rebs: Oscar Tshiebwe (28) vs. WESTERN KENTUCKY, 12/22/21
30 Rebs: Cotton Nash (30) vs. OLE MISS, 2/8/64
34 Rebs: Bob Burrow (34) vs. TEMPLE, 12/10/55
35 Rebs: Never
20+ Rebs in two consecutive games: Oscar Tshiebwe (2), 12/22/21-12/29/21
10+ Rebs in three consecutive games: Oscar Tshiebwe (5), 2/25/23-3/17/23
10+ Rebs in four consecutive games: Oscar Tshiebwe (5), 2/25/23-3/17/23
10+ Rebs in five consecutive games: Oscar Tshiebwe (5), 2/25/23-3/17/23
10+ rebs in 10 consecutive games: Oscar Tshiebwe (22), 1/4/22-11/15/22
10+ rebs in 15 consecutive games: Oscar Tshiebwe (22),



THE LAST TIME UK ...

1/4/22-11/15/22
10+ rebs in 20 consecutive games: Oscar Tshiebwe (22), 1/4/22-11/15/22
10+ rebs in 25 consecutive games: Never
Two players had 10 rebounds: Oscar Tshiebwe (15), Jacob Toppin (11) vs. Vanderbilt, 3/10/23
Three players had 10 rebounds: Oscar Tshiebwe (15), Jacob Toppin (10), Ugonna Onyenso (10) vs. NORTH FLORIDA, 11/23/22

ASSISTS

6 assists: Cason Wallace (9) vs. AUBURN, 2/25/23
7 assists: Cason Wallace (9) vs. AUBURN, 2/25/23
8 assists: Cason Wallace (9) vs. AUBURN, 2/25/23
9 assists: Cason Wallace (9) vs. AUBURN, 2/25/23
10 assists: Cason Wallace (11) at Mississippi State, 2/15/23
11 assists: Cason Wallace (11) at Mississippi State, 2/15/23
12 assists: TyTy Washington Jr. (17) vs. GEORGIA, 1/8/22
13 assists: TyTy Washington Jr. (17) vs. GEORGIA, 1/8/22
14 assists: TyTy Washington Jr. (17) vs. GEORGIA, 1/8/22
15 assists: TyTy Washington Jr. (17) vs. GEORGIA, 1/8/22
16 assists: TyTy Washington Jr. (17) vs. GEORGIA, 1/8/22
17 assists: TyTy Washington Jr. (17) vs. GEORGIA, 1/8/22
18 assists: Never
5+ assists in four consecutive games: Cason Wallace (6), 2/7/23-2/25/23
8+ assists in two consecutive games: Sahvir Wheeler (3), 12/28/22-1/3/23

BLOCKS

4 blocks: Oscar Tshiebwe (4) at Georgia, 2/11/23
5 blocks: Oscar Tshiebwe (5) vs. Vanderbilt, 3/11/22
6 blocks: Isaiah Jackson (7) vs. ALABAMA, 1/12/21
7 blocks: Isaiah Jackson (7) vs. ALABAMA, 1/12/21
8 blocks: Isaiah Jackson (8) vs. Kansas, 12/1/20
9 blocks: Willie Cauley-Stein (9) vs. BOISE STATE, 12/10/13
10 blocks: Nerlens Noel (12) at Ole Miss, 1/29/13
11 blocks: Nerlens Noel (12) at Ole Miss, 1/29/13
12 blocks: Nerlens Noel (12) at Ole Miss, 1/29/13
13 blocks: Never

STEALS

4 steals: Cason Wallace (4) vs. AUBURN, 2/25/23
5 steals: Cason Wallace (5) vs. KANSAS, 1/28/23
6 steals: Cason Wallace (8) vs. Michigan State, 11/15/22
7 steals: Cason Wallace (8) vs. Michigan State, 11/15/22
8 steals: Cason Wallace (8) vs. Michigan State, 11/15/22
9 steals: Never
3+ steals in five consecutive games: Ashton Hagans (7), 12/22/18 - 1/19/19
3+ steals in 10 consecutive games: Never

MINUTES

Played every minute: Antonio Reeves (40) at Arkansas, 3/4/23
Played 40+ minutes: Antonio Reeves (40) at Arkansas, 3/4/23
Played more than 50 minutes: Patrick Patterson (50) vs. VANDERBILT, 1/12/08

FOULS

Fouled out: Antonio Reeves vs. Vanderbilt, 3/10/23
Two players fouled out: Oscar Tshiebwe and Daimion Collins at Arkansas, 3/4/23
Three players fouled out: Terrence Clarke, Isaiah Jackson, Olivier Sarr, Lance Ware vs. North Carolina, 12/19/20
Four players fouled out: Terrence Clarke, Isaiah Jackson, Olivier Sarr, Lance Ware vs. North Carolina, 12/19/20
Technical foul: Lance Ware at Arkansas, 3/4/23

TEAM

WINS/LOSSES

Won 10 straight games: 10, 1/8/19-2/9/19
Won 20 straight games: 38, 11/14/14-3/28/15
Won 30 straight games: 38, 11/14/14-3/28/15
Won 40 straight games: Never
Lost consecutive games: 2, 2/7/23-2/11/23
Lost three straight games: 4, 1/26/21-2/9/21
Lost four straight games: 4, 1/26/21-2/9/21
Lost five straight games: 6, 11/29/20-12/26/20
Lost six straight games: 6, 11/29/20-12/26/20
Lost 10 straight games: Never

STARTS

Started four freshmen: Devin Askew, Brandon Boston Jr., Terrence Clarke, Isaiah Jackson vs. Georgia Tech, 12/6/20
Started five freshmen: Hamidou Diallo, Shai Gilgeous-Alexander, Kevin Knox, Nick Richards, PJ Washington vs. Kansas State, 3/22/18

SCORING

Scored 90 or more points: 96 vs. NORTH FLORIDA, 11/23/22 (W, 96-56)
Scored 90 or more points (SEC game): 90 vs. ALABAMA, 2/19/22 (W, 90-81)
Scored 100 or more points: 106 vs. SOUTH CAROLINA STATE, 11/15/22 (W, 106-63)
Scored 100 or more points (SEC game): 107 vs. TENNESSEE, 1/15/22 (W, 107-79)
Scored 110 or more points: 115 vs. Arizona State, 11/28/16 (W, 115-69)
Scored 110 or more points (SEC game): 110 vs. AUBURN, 2/21/15 (W, 110-75)
Scored 120 or more points: 120 at Vanderbilt, 2/7/96 (W, 120-81)
Scored 120 or more points (SEC game): 120 at Vanderbilt, 2/7/96 (W, 120-81)
Scored 130 or more points: 143 vs. Georgia, 2/27/56 (W, 143-66)
Scored 140 or more points: 143 vs. Georgia, 2/27/56 (W, 143-66)
Scored 150 or more points: Never
Scored less than 50 points: 48 vs. Vanderbilt, 3/15/13 (L, 64-48)
Scored 100 points in two consecutive games: vs. CLEVELAND STATE (11/23/16), vs. UT MARTIN (11/25/16), vs. Arizona State (11/28/16)
Scored 100 points in three consecutive games: vs. CLEVELAND STATE (11/23/16), vs. UT MARTIN (11/25/16), vs. Arizona State (11/28/16)
Scored 100 points in consecutive SEC games: 2/27/56 - 3/3/56

SHOOTING PERCENTAGES

Shot 70% from the field: .722 (39-54) vs. MISSISSIPPI STATE, 2/15/86
Shot 65% from the field: .679 (38-56) vs. TENNESSEE, 1/15/22
Shot 30% or less from the field: .288 (21-73) at Alabama (1/7/23)
Allowed 50% shooting: .500 (26-52) at Florida, 2/22/23
Allowed 60% shooting: .627 (32-51) ARKANSAS, 2/7/23
Allowed 30% or less shooting: .281 (18-64) at Alabama, 2/5/22
Allowed 20% or less shooting: .197 (12-61) vs. MONTANA STATE, 11/23/14

FREE THROWS

Shot 90% or better from FT line: .933 (14-15) vs. AUBURN, 2/25/22
Shot 100% from FT Line: 10-10 vs. FLORIDA, 2/22/20
Shot 50% or less from FT line: .500 (7-14) vs. SOUTH CAROLINA, 1/10/23
Attempted 40 FT: 41 (27-41) vs. TENNESSEE STATE, 11/23/18
Attempted five or less FT: 2 (1-2) at Vanderbilt, 1/24/23
Made 30 FT: 31 (31-36) vs. MISSISSIPPI STATE, 2/4/20

3-POINTERS

Hit 0 3-pointers: 0 (0-10) vs. RICHMOND, 11/29/20
Hit 10 3-pointers: 11 (11-32) vs. TEXAS A&M, 1/21/23
Hit 11 3-pointers: 11 (11-32) vs. TEXAS A&M, 1/21/23
Hit 12 3-pointers: 13 (13-23) vs. FLORIDA A&M, 12/21/22
Hit 13 3-pointers: 13 (13-23) vs. FLORIDA A&M, 12/21/22
Hit 14 3-pointers: 14 (14-26) vs. ARKANSAS, 2/9/21
Hit 15 3-pointers: 15 (15-27) vs. GEORGIA, 3/1/12
Hit 16 3-pointers: 16 (16-33) vs. UNC ASHEVILLE, 12/23/96
Hit 17 3-pointers: 20 (20-35) vs. LSU, 3/4/95
Hit 18 3-pointers: 20 (20-35) vs. LSU, 3/4/95
Hit 19 3-pointers: 20 (20-35) vs. LSU, 3/4/95
Hit 20 3-pointers: 20 (20-35) vs. LSU, 3/4/95
Hit 21 3-pointers: 21 (21-48) vs. North Carolina, 12/27/89
Hit 22 3-pointers: Never

SCORING MARGINS

Won game by 50 points or more: 58 vs. MONTANA STATE (W, 86-28), 11/23/14
Won game by 60 points or more: 62 vs. VANDERBILT (W, 106-44), 3/5/03
Won game by 70 points or more: 74 vs. UT MARTIN (W, 124-50), 11/26/94
Lost game by 20 points or more: 26 at ALABAMA (L, 78-52), 1/7/23
Lost game by 30 points or more: 34 vs. Duke (L, 118-84), 11/6/18
Lost game by 40 points or more: 41 at Vanderbilt (L, 93-52), 2/12/08
Lost game by 50 points or more: 55 at Kansas (L, 150-95), 12/9/89
Lost game by 60 points or more: 70 at Central (L, 87-17), 1/28/1910
Lost game by 70 points or more: 70 at Central (L, 87-17), 1/28/1910
Game decided by one point: vs. Mississippi State, 3/11/21 (L, 74-73)

Game decided by two or fewer points: vs. VANDERBILT, 3/1/23 (L, 68-66)
Game decided by three or fewer points: at Mississippi State, 2/15/23 (W, 71-68)
Two consecutive games decided by one point: vs. NORTH CAROLINA (W, 73-72), 12/3/11; at Indiana (L, 73-72), 12/10/11
Three consecutive games decided by one point: Never
Two consecutive games decided by two or fewer points: Arkansas (L, 81-80), 2/9/21; Auburn (W, 82-80), 2/13/21
Three consecutive games decided by three or fewer points: at Auburn (L, 99-97 OT), 2/11/74, vs. TENNESSEE (W, 61-58), 2/16/74 and at Ole Miss (L, 61-60), 2/18/74

COMEBACKS

Came back from 10-point deficit for win: 85-71 vs. GEORGIA (1/17/23); Trailed by 11 at 36-25 (3:39 in 1st)
Came back from 11-point deficit for win: 85-71 vs. GEORGIA (1/17/23); Trailed by 11 at 36-25 (3:39 in 1st)
Came back from 12-point deficit for win: 90-81 vs. ALABAMA (2/19/22); Trailed by 13 at 41-28 (5:35 in 1st)
Came back from 13-point deficit for win: 90-81 vs. ALABAMA (2/19/22); Trailed by 13 at 41-28 (5:35 in 1st)
Came back from 14-point deficit for win: 71-70 at Florida (3/7/20); Trailed by 18 at 59-41 (11:48 in 2nd)
Came back from 15-point deficit for win: 71-70 at Florida (3/7/20); Trailed by 18 at 59-41 (11:48 in 2nd)
Came back from 16-point deficit for win: 71-70 at Florida (3/7/20); Trailed by 18 at 59-41 (11:48 in 2nd)
Came back from 17-point deficit for win: 71-70 at Florida (3/7/20); Trailed by 18 at 59-41 (11:48 in 2nd)
Came back from 18-point deficit for win: 71-70 at Florida (3/7/20); Trailed by 18 at 59-41 (11:48 in 2nd)
Came back from 19-point deficit for win: 73-67 vs. Vanderbilt (2/28/17); Trailed by 19 at 25-6 (8:03 in 1st)
Came back from 20-point deficit for win: 82-79 at Vanderbilt (2/22/97); Trailed by 22 at 40-18 (3:51 in 1st)
Came back from 30-point deficit for win: 99-95 at LSU (2/15/94); Trailed by 31 at 68-37 (15:34 in 2nd)
Came back from 31-point deficit for win: 99-95 at LSU (2/15/94); Trailed by 31 at 68-37 (15:34 in 2nd)

REBOUNDS

Pulled down 50 rebounds: 50 (18-32) vs. NORTH FLORIDA, 11/23/22
Pulled down 55 rebounds: 59 (20-39) vs. Arizona State, 11/28/16
Pulled down 60 rebounds: 62 (19-43) vs. Morehead State, 12/16/95

OVERTIME GAMES

Played an overtime game: vs. Michigan State, 11/15/22 (L, 86-77 2OT)
Won an overtime game: MISSISSIPPI STATE, 1/25/22 (W, 82-74 OT)
Lost an overtime game: vs. Michigan State, 11/15/22 (L, 86-77 2OT)
Played an SEC overtime game: MISSISSIPPI STATE, 1/25/22 (W, 82-74 OT)
Won an SEC overtime game: MISSISSIPPI STATE, 1/25/22 (W, 82-74 OT)
Lost an SEC overtime game: at Texas A&M, 2/20/16 (L, 79-77 OT)
Played an overtime game in SEC Tournament: vs. Texas A&M, 3/13/16 (W, 82-77 OT)
Won an overtime game in SEC Tournament: vs. Texas A&M, 3/13/16 (W, 82-77 OT)
Played an overtime game in NCAA Tournament: vs. Saint Peter's, 3/17/22 (L, 85-79 OT)
Won an overtime game in NCAA Tournament: vs. St. Bonaventure, 3/16/00 (W, 85-80 2OT)
Lost an overtime game in NCAA Tournament: vs. Saint Peter's, 3/17/22 (L, 85-79 OT)
Played two overtimes: vs. Michigan State, 11/15/22 (L, 86-77 2OT)
Played three overtimes: vs. TEMPLE 12/7/57 (W, 85-83)
Played four or more overtimes: Never
Played two consecutive overtime games: 1/6/15 vs. OLE MISS (W, 89-86) and 1/10/15 at Texas A&M (70-64)
Played three consecutive overtime games: Never



THE LAST TIME A UK OPPONENT ...

INDIVIDUALS

SCORING

Scored 25 points: Ezra Manjon (25), vs. Vanderbilt, 3/10/23
Scored 30 points: Kobe Brown (30), at Missouri, 12/28/22
Scored 35 points: Bubba Parham (35), VMI, 11/21/18
Scored 40 points: Elston Turner (40), TEXAS A&M, 1/12/13
Scored 45 points: David Robinson (45), Navy, 1/25/87
Scored 50 points: Austin Carr (50), Notre Dame, 12/29/79
Scored 60 points: Pete Maravich (64), LSU, 2/21/70
Scored 65 points: Never
Two players had 20 points: Jordan Wright (23), Tyrin Lawrence (21), VANDERBILT, 3/1/23
Three players had 20 points: Rasir Bolton (24), Drew Timme (22) and Julian Strawther (20), at Gonzaga, 11/20/22
Two players had 30 points: Ronnie Henderson (36) and Claren Ceasar (32), LSU, 2/15/94
Five players scored in double figures: ARKANSAS, 2/7/23

FIELD GOALS

Made 15 FG in a game: David Robinson (17), NAVY, 1/25/87
Made 16 FG in a game: David Robinson (17), NAVY, 1/25/87
Made 17 FG in a game: David Robinson (17), NAVY, 1/25/87
Made 18 FG in a game: Steve Downing (19), Indiana, 12/11/71
Made 19 FG in a game: Steve Downing (19), Indiana, 12/11/71
Made 20 FG in a game: Johnny Neumann (20), Ole Miss, 1/2/71
Made 21 FG in a game: Austin Carr (21), Notre Dame, 12/29/70
Made 22 FG in a game: Austin Carr (22), Notre Dame, 3/12/70
Made 23 FG in a game: Pete Maravich (23), LSU, 2/21/70
Made 24 FG in a game: Never
Attempted 17 FG in a game: Nick Smith Jr. (23), at Arkansas, 3/4/23
Attempted 18 FG in a game: Nick Smith Jr. (23), at Arkansas, 3/4/23
Attempted 19 FG in a game: Nick Smith Jr. (23), at Arkansas, 3/4/23
Attempted 20 FG in a game: Nick Smith Jr. (23), at Arkansas, 3/4/23
Attempted 25 FG in a game: JD Notae (26), Arkansas, 2/26/22
Attempted 30 FG in a game: Freeman Williams (40), Portland State, 12/16/17
Attempted 35 FG in a game: Freeman Williams (40), PORTLAND STATE, 12/16/77
Attempted 40 FG in a game: Freeman Williams (40), PORTLAND STATE, 12/16/77
Attempted 45 FG in a game: Johnny Neumann (50), Ole Miss, 1/2/71
Attempted 50 FG in a game: Johnny Neumann (50), Ole Miss, 1/2/71
Attempted 53 FG in a game: Pete Maravich (53), LSU, 2/22/69
Attempted 54 FG in a game: Never

3-POINTERS

Made 5 3-pointers in a game: Meechie Johnson (6), SOUTH CAROLINA, 1/10/23
Made 6 3-pointers in a game: Meechie Johnson (6), SOUTH CAROLINA, 1/10/23
Made 7 3-pointers in a game: Keon Ellis (7), ALABAMA, 2/19/22
Made 8 3-pointers in a game: Bubba Parham (10), VMI, 11/18/18
Made 9 3-pointers in a game: Bubba Parham (10), VMI, 11/18/18
Made 10 3-pointers in a game: Bubba Parham (10), VMI, 11/18/18
Made 11 3-pointers in a game: Corey Allmond (11), Sam Houston State, 11/19/2009
Made 12 3-pointers in a game: Never
Attempted 10 3-pointers in a game: Meechie Johnson (10), SOUTH CAROLINA, 1/10/23
Attempted 15 3-pointers in a game: Bubba Parham (16), VMI, 11/18/18
Attempted 16 3-pointers in a game: Bubba Parham (16), VMI, 11/18/18
Attempted 17 3-pointers in a game: Chris Jackson (17), LSU, 2/15/90
Attempted 18 3-pointers in a game: Jeff Boschee (18), Kansas, 3/14/99
Attempted 19 3-pointers in a game: Never

FREE THROWS

Made 10 FT in a game: Ricky Council IV (10), at Arkansas, 3/4/23
Made 11 FT in a game: Xavier Pinson (12), LSU, 2/23/22
Made 12 FT in a game: Xavier Pinson (12), LSU, 2/23/22
Made 13 FT in a game: Samir Doughty (14), Auburn, 2/1/20

Made 14 FT in a game: Samir Doughty (14), Auburn, 2/1/20
Made 15 FT in a game: Brenton Williams (15), South Carolina, 3/1/14
Made 16 FT in a game: Dan Cross (16), FLORIDA, 2/18/95
Made 17 FT in a game: John Mengelt (17), AUBURN, 3/2/70
Made 18 FT in a game: Pete Maravich (18), LSU, 2/21/70
Made 19 FT in a game: Never
Attempted 15 FT in a game: Samir Doughty (15), Auburn, 2/1/20
Attempted 20 FT in a game: Harding McCaleb (25), Louisville, 2/22/1916
Attempted 25 FT in a game: Harding McCaleb (25), Louisville, 2/22/1916
Attempted 26 FT in a game: Never

REBOUNDS

15 Rebs: Dedric Lawson (15), KANSAS, 1/26/19
16 Rebs: Kennedy Meeks (17), North Carolina, 3/26/17
17 Rebs: Kennedy Meeks (17), North Carolina, 3/26/17
18 Rebs: Sean May (19), North Carolina, 12/4/04
19 Rebs: Sean May (19), North Carolina, 12/4/04
20 Rebs: Andrew DeClercq (20), Florida, 1/18/94
25 Rebs: Leon Douglas (25), ALABAMA, 1/20/75
30 Rebs: Kenneth Stanley (30), SOUTHERN CAL, 12/4/61
31 Rebs: Never
Two players had 10 rebounds: Julian Strawther (14) and Anton Watson (10), at Gonzaga, 11/20/22
Three players had 10 rebounds: Craig Victor II (12), Tim Quarterman (10), Ben Simmons (10), LSU, 1/5/16

ASSISTS

10 assists: Tony Trocha-Morelos (10), Texas A&M, 3/4/17
11 assists: Dwyane Wade (11), Marquette, 3/29/03
12 assists: Edgar Padilla (12), UMass, 3/30/96
13 assists: Billy McCaffrey (14), Vanderbilt, 1/13/93
14 assists: Billy McCaffrey (14), Vanderbilt, 1/13/93
15 assists: Eric Richardson (15), Alabama, 2/4/84
16 assists: Never

BLOCKS

5 blocks: Makhel Mitchell (5), ARKANSAS, 2/7/23
6 blocks: Jamarion Sharp (7), WESTERN KENTUCKY, 12/22/21
7 blocks: Jamarion Sharp (7), WESTERN KENTUCKY, 12/22/21
8 blocks: Jarvis Varnado (10), Mississippi State, 1/15/08
9 blocks: Jarvis Varnado (10), Mississippi State, 1/15/08
10 blocks: Jarvis Varnado (10), Mississippi State, 1/15/08
11 blocks: Samaki Walker (11), Louisville, 1/1/95
12 blocks: Never

STEALS

5 steals: Anthony Black (5), ARKANSAS, 2/7/23
6 steals: Mark Sears (6), at Alabama, 1/7/23
7 steals: Ben Simmons (7), LSU, 3/5/16
8 steals: Never

TEAM

SCORING

Scored 90 or more points: 118, Duke, 11/6/18 (L, 118-84)
Scored 90 or more points (SEC game): 90, Georgia, 3/4/09 (L, 90-85)
Scored 100 or more points: 118, Duke, 11/6/18 (L, 118-84)
Scored 100 or more points (SEC game): 101, Arkansas, 2/10/93 (L, 101-94)
Scored 110 or more points: 118, Duke, 11/6/18 (L, 118-84)
Scored 110 or more points (SEC game): 110, Vanderbilt, 3/4/67 (L, 110-94)
Scored 120 or more points: 121, North Carolina, 12/27/89 (L, 121-110)
Scored 120 or more points (SEC game): Never
Scored 130 or more points: 150, Kansas, 12/9/89 (L, 150-95)
Scored 140 or more points: 150, Kansas, 12/9/89 (L, 150-95)
Scored 150 or more points: 150, Kansas, 12/9/89 (L, 150-95)
Scored 160 or more points: Never
Scored less than 50 points: 41, BELLARMINE, 11/29/22 (W, 60-41)
Scored less than 50 points (SEC game): 48, SOUTH CAROLINA, 2/5/19 (W, 76-48)
Scored less than 40 points: 39, West Virginia, 3/26/15 (W, 78-39)
Scored less than 40 points (SEC game): 37, MISSOURI, 1/13/15 (W, 86-37)
Scored less than 30 points: 28, MONTANA STATE, 11/23/14 (W, 86-28)
Scored less than 30 points (SEC game): 26, GEORGIA TECH, 1/28/46 (W, 86-37)
Scored less than 20 points: 18, WESTERN ONTARIO,

12/10/49 (W, 90-21)
Scored less than 20 points (SEC game): 18, ALABAMA, 2/10/40 (W, 46-18)
Scored less than 10 points: 9, Tulane, 12/21/34 (W, 39-9)
Scored less than 10 points (SEC game): Never

SHOOTING PERCENTAGES

Shot 70% from the field: Never
Shot 60% from the field: .627 (32-51), ARKANSAS, 2/7/23
Shot 50% from the field: .500 (26-52), at Florida, 2/22/23
Shot 30% or less from the field: .281 (18-64) at Alabama, 2/5/22
Shot 20% or less from the field: .197 (12-61), MONTANA STATE, 11/23/14
Shot 10% or less from the field: Never (shooting percentages not recorded prior to 1947)

3-Pointers

Made 10 or more 3-pointers: 10 (10-25), vs. Vanderbilt, 3/10/23
Made 15 or more 3-pointers: 19 (19-38), VMI, 11/18/18
Shot 20 or more 3-pointers: Never
Made zero 3-pointers: 0 (0-15), Auburn, 1/19/13
Attempted 30 or more 3-pointers: 40 (14-40), ALABAMA, 2/19/22

FREE THROWS

Shot 90% or better from FT line: 90.0 (18-20), vs. Vanderbilt, 3/10/23
Shot 100% from FT Line: 16-16, TEXAS A&M, 1/21/23
Shot 50% or less from FT line: .286 (4-14), TENNESSEE, 2/18/23
Attempted 40 FT: 44 (33-44), Auburn, 2/1/20
Attempted five or less FT: 4 (2-4), HIGH POINT, 12/31/21
Made 30 FT: 33 (33-44), Auburn, 2/1/20

REBOUNDS

Pulled down 50 rebounds: 54 (17-37), Florida, 2/4/17
Pulled down 20 offensive rebounds: 23, LSU, 2/18/20



RUPP ARENA AT CENTRAL BANK CENTER

Year-by-Year Records

Season	W-L	Percentage
2022-23	14-4	.778
2021-22	18-0	1.000
2020-21	5-6	.455
2019-20	16-2	.889
2018-19	17-1	.944
2017-18	16-2	.889
2016-17	15-2	.882
2015-16	17-0	1.000
2014-15	19-0	1.000
2013-14	16-2	.889
2012-13	16-2	.889
2011-12	18-0	1.000
2010-11	15-0	1.000
2009-10	18-0	1.000
2008-09	12-6	.667
2007-08	14-4	.778
2006-07	14-2	.875
2005-06	10-5	.667
2004-05	14-1	.933
2003-04	11-2	.846
2002-03	12-1	.923
2001-02	12-3	.800
2000-01	11-1	.917
1999-2000	14-0	1.000
1998-99	12-1	.923
1997-98	9-3	.750
1996-97	12-1	.923
1995-96	13-0	1.000
1994-95	12-1	.923
1993-94	13-1	.929
1992-93	16-0	1.000
1991-92	15-2	.882
1990-91	13-0	1.000
1989-90	13-2	.867
1988-89	8-6	.571
1987-88	14-2	.875
1986-87	13-2	.867
1985-86	18-0	1.000
1984-85	11-3	.786
1983-84	16-0	1.000
1982-83	14-1	.933
1981-82	15-1	.938
1980-81	15-0	1.000
1979-80	12-3	.800
1978-79	11-4	.733
1977-78	16-0	1.000
1976-77	12-2	.857
Total	647-81	.889

Year Opened:	1976
First Game:	Nov. 27, 1976
All-Time Record:	647-81 (88.9%)
Record Under Calipari:	220-21 (91.3%)
Capacity:	20,500
Record Crowd:	24,479 (1/20/10)
Longest Win Streak:	54 (11/9/10-12/1/12)
Current Win Streak:	2

Cats Rock at Rupp

The Wildcats are 647-81 (88.9%) in Rupp Arena. Among the most notable marks of dominance as the nation's toughest venue to play include:

- School record 54-game winning streak to begin the John Calipari era
- Kentucky is 351-49 (87.8%) in regular-season SEC games in Rupp
- The Wildcats set a program home record of 19 wins in 2014-15
- UK has gone undefeated at home in six of Calipari's 14 seasons
- Kentucky has a perfect mark in 14 of Rupp Arena's 46 seasons

600 Wins at Rupp in Record Time

With a victory over Fairleigh Dickinson on Dec. 7, 2019, Kentucky reached the 600-win mark at Rupp Arena faster than any other program in NCAA Division I level history. UK needed just 670 games to reach win No. 600 in Rupp Arena.

It took UCLA, which previously owned the fastest pace to 600 wins, 689 games in Pauley Pavilion. Only one other team, Kansas, achieved win No. 600 in fewer than 700 games at its home venue. The Jayhawks reached the significant win in their 699th game.

Cal Owns Longest Win Streaks in Rupp

With UK's 2011-12 season-opening victory over Marist, UK head coach John Calipari recorded his 34th consecutive win in Rupp Arena as UK's head coach. It broke former UK head coach Rick Pitino's longest streak of 33 games in the venue.

The winning streak reached as long as 54 games. Calipari didn't suffer his first loss in Rupp Arena until losing to Baylor in his fourth season, in 2012-13. The 54-game run, however, was his longest career home winning streak. He also had the second-longest streak in the arena as the Cats won 42 straight from March 4, 2014 to Nov. 25, 2016.

New Chairbacks, Fewer Seats

After receiving a \$16 million upgrade over the 2014-15 and 2015-16 seasons that enhanced the fan experience with the likes of a new Daktronics center-hung scoreboard, ribbons boards, new corner video boards and a new audio system, Rupp Arena is undergoing an additional transformation as a part of UK's new leasing agreement with the Lexington Center.

Chair-back seating in the upper-level sideline was installed in sections 211-217 and 228-234 for the 2019-20 season. Club areas are available to season ticket holders.

The new seating reduced Rupp Arena's capacity to 20,500.

Pack the House

Until reducing capacity for the 2019-20 season, Kentucky had led the nation in average home attendance in 20 of 24 seasons. That number included a Rupp Arena record of 24,110 in John Calipari's first season (2009-10) as head coach and averaging more than 23,000 in seven of Calipari's first 10 seasons.

Kentucky averaged 19,873 in 18 home games in 2022-23.

The Top-Ranked Team at Home

Kentucky has lost just four times at home as the Associated Press top-ranked team in the history of the program and just three times in Rupp Arena. Prior to the losses to Evansville (Nov. 12, 2019) and UCLA (Dec. 3, 2016), the other two losses came by just one point.

The Wildcats are 54-3 all-time as the AP No. 1 team in Rupp Arena since its opening in 1976. The first loss was to Auburn, 53-52, on Jan. 9, 1988.

Coach Cal in Rupp Arena

It's been downright difficult to beat Kentucky in Rupp Arena during the John Calipari era. UK is 220-21 (91.3%) in Rupp Arena under Calipari.

- Kentucky is 25-7 (78.1%) vs. Associated Press Top 25 opponents in Rupp in the Calipari era
- UK is 195-14 (93.3%) vs. AP unranked teams in Rupp under Calipari
- The Wildcats are 111-7 (94.1%) at home vs. nonconference foes under Calipari
- Calipari notched his 100th career win in Rupp Arena as Kentucky's coach with the Wildcats' 110-75 rout of Auburn on Feb. 21, 2014. It took Calipari 104 games to reach the century mark, the fastest of any UK coach

Cal Passes Hall for Rupp Record

With a 101-70 victory over Cleveland State on Nov. 23, 2016, John Calipari passed former UK head coach Joe B. Hall for most wins in Rupp Arena. Calipari currently has 220 wins inside the historic venue. Hall won 122.

2022-23 Opponent Breakdown

Howard (Nov. 7)

All-time games in Rupp Arena: 1
UK record in Rupp vs. HU: 1-0
Last time in Rupp Arena: UK, 95-63 (11/7/22)

Duquesne (Nov. 11)

All-time games in Rupp Arena: 3
UK record in Rupp vs. DU: 3-0
Last time in Rupp Arena: UK, 77-52 (11/11/22)

South Carolina State (Nov. 17)

All-time games in Rupp Arena: 1
UK record in Rupp vs. SCSU: 1-0
Last time in Rupp Arena: UK, 106-63 (11/17/22)

North Florida (Nov. 23)

All-time games in Rupp Arena: 2
UK record in Rupp vs. UNF: 2-0
Last time in Rupp Arena: UK, 96-56 (11/23/22)

Bellarmine (Nov. 29)

All-time games in Rupp Arena: 1
UK record in Rupp vs. BU: 1-0
Last time in Rupp Arena: UK, 60-41 (11/29/22)

Yale (Dec. 10)

All-time games in Rupp Arena: 1
UK record in Rupp vs. YU: 1-0
Last time in Rupp Arena: UK, 69-59 (12/10/22)

Florida A&M (Dec. 21)

All-time games in Rupp Arena: 1
UK record in Rupp vs. FAMU: 1-0
Last time in Rupp Arena: UK, 88-68 (12/21/22)

Louisville (Dec. 31)

All-time games in Rupp Arena: 21
UK record in Rupp vs. UL: 17-4
Last time in Rupp Arena: UK, 86-63 (12/31/22)

LSU (Jan. 3)

All-time games in Rupp Arena: 35
UK record in Rupp vs. LSU: 29-6
Last time in Rupp Arena: UK, 74-71 (1/3/23)

South Carolina (Jan. 10)

All-time games in Rupp Arena: 29
UK record in Rupp vs. USC: 26-3
Last time in Rupp Arena: USC, 71-68 (1/10/23)

Georgia (Jan. 17)

All-time games in Rupp Arena: 43
UK record in Rupp vs. UGA: 39-4
Last time in Rupp Arena: UK, 85-71 (1/17/23)

Texas A&M (Jan. 21)

All-time games in Rupp Arena: 7
UK record in Rupp vs. TAMU: 5-2
Last time in Rupp Arena: UK, 76-67 (1/21/23)

Kansas (Jan. 28)

All-time games in Rupp Arena: 8
UK record in Rupp vs. KU: 5-3
Last time in Rupp Arena: KU, 77-68 (1/28/23)

Florida (Feb. 4)

All-time games in Rupp Arena: 47
UK record in Rupp vs. UF: 38-9
Last time in Rupp Arena: UK, 72-67 (2/4/23)

Arkansas (Feb. 7)

All-time games in Rupp Arena: 18
UK record in Rupp vs. UA: 13-5
Last time in Rupp Arena: UA, 88-73 (2/7/23)

Tennessee (Feb. 18)

All-time games in Rupp Arena: 47
UK record in Rupp vs. UT: 40-7
Last time in Rupp Arena: UK, 66-54 (2/18/23)

Auburn (Feb. 25)

All-time games in Rupp Arena: 33
UK record in Rupp vs. AU: 31-2
Last time in Rupp Arena: UK, 86-54 (2/25/23)

Vanderbilt (March 1)

All-time games in Rupp Arena: 45
UK record in Rupp vs. VU: 42-3
Last time in Rupp Arena: VU, 68-66 (3/1/23)



COACH CALIPARI

Calipari Reaches 800 Career Victories in 2021-22

With Kentucky's overtime win over Mississippi State on Jan. 25, 2022, John Calipari reached 800 on-court wins. At the time he was one of just 22 coaches, regardless of NCAA level of classification, to reach that barrier. Only 14 coaches have done it with at least 10 seasons at the Division I level.

Calipari became the fourth-fastest coach to 800 on-court wins ever at 1,037 games. Only Adolph Rupp (972 games), Roy Williams (1,012 games) and Dean Smith (1,029 games) did it faster. At Kentucky, Calipari owns the second-most wins in program history, trailing only the legendary Adolph Rupp, who led the Wildcats for 41 seasons and spanned 1,066 games.

Although Calipari is still climbing the charts, he is doing it nearly as fast as anyone else in NCAA history. When he and Kentucky defeated Ole Miss on March 5, 2019, Calipari became the fourth-fastest coach to 300 wins (369 games) at one program in NCAA history. Only Bill Self (358 games at Kansas), Claire Bee (359 games at Long Island) and Rupp (366 at UK) got there faster.

Coaching On-Court Win Totals at the Division I Level through March 17:

1. Mike Krzyzewski - 1,202
2. Jim Boeheim - 1,116 (*active*)
-
7. Adolph Rupp - 876
8. Bob Huggins - 862 (*active*)
9. Rick Pitino - 834 (*active*)
10. John Calipari - 832 (*active*)

Calipari Ahead of the Pack at Kentucky

Through 13 seasons at Kentucky, John Calipari's time in Lexington has been every bit as successful -- and more -- as fans hoped it would when he agreed to become the head coach at Kentucky in the spring of 2009.

By just about every measure, he is the most successful coach in college basketball during the last decade-plus. Among schools who have been to at least two Elite Eights and a Final Four since 2009-10, Calipari ranks:

- First in NCAA Tournament wins (31)
- First in Final Four appearances (four)
- First in Elite Eight appearances (seven)
- First in Sweet Sixteen appearances (eight)
- Second in league tournament titles (six)
- Third in regular-season conference titles (six)
- Third in NCAA titles (one)

First-Ballot Hall of Famer

Kentucky men's basketball coach John Calipari joined basketball's fraternity of legends in September 2015 after being elected to the Naismith Memorial Basketball Hall of Fame on the first ballot.

Calipari joined an elite group of basketball players and coaches in the Naismith Hall of Fame, considered to be one of the ultimate honors in the sport. The Class of 2015 included Calipari, Dick Bevetta, Wildcat Louie Dampier, Lindsay Gaze, Tom Heinsohn, John Isaacs, Spencer Haywood, Lisa Leslie, Dikembe Mutombo, George Raveling and JoJo White.

Calipari was inducted in Springfield, Massachusetts. Nearly 70 former players joined him on stage during his acceptance speech.

Calipari Receives Jefferson Award

Kentucky men's basketball head coach John Calipari received the Jefferson Award for Outstanding Public Service in Sports by Multiplying Good on Nov. 2. For more than 50 years, Multiplying Good has honored those who put others first. Those receiving the Jefferson Award are empowered to do more, while their stories of extraordinary public service inspire others to action. It is an award that underscores impact.

- Founded over 50 years ago by Jackie Kennedy Onassis, Sen. Bob Taft Jr., and Sam Beard, Multiplying Good is the world's most foremost and highly celebrated organization focused on and honoring public service
- Other recipients of the Jefferson Award include Arthur Ashe, Tom Brokaw, Larry Fitzgerald, Betty Ford, John Glenn, Bob Hope, Steve Jobs, Shaquille O'Neal, General Colin Powell, John D. Rockefeller and Oprah Winfrey
- Calipari is the first men's college basketball coach to receive the honor

Coach Cal Immortalized at UMass, Clarion, Conference USA

John Calipari's Hall of Fame rise began at UMass, and the school honored his program's breakthrough in the 1990s by unveiling a statue of Calipari on the Amherst campus in September 2021. Calipari was one of four icons synonymous with UMass basketball to earn the honor. Calipari's statue was unveiled next to Marcus Camby, Julius Erving and the late Jack Leaman outside the Mullins Center.

At UMass, Calipari led the Minutemen to a 193-71 on-court record in his eight seasons as head coach from 1989-96. His .731 career winning percentage remains the best in school history, and he ranks second all-time at UMass in victories with 193. Calipari led UMass to five straight NCAA Tournament appearances from 1992 to 1996 after UMass had gone to the NAAs only once in the first 81 years of the program. His Minutemen made the Atlantic 10's first and only Final Four appearance during the 1996 season, during which they went 35-2

overall and spent 10 weeks ranked No. 1 in the nation. Following the 1996 season, Calipari was named National Coach of the Year by the National Association of Basketball Coaches, The Sporting News and Naismith.

Not only did John Calipari have a statue erected in his honor, the court at Clarion -- Calipari's alma mater -- is now named after the Hall of Famer. The court in Tiffin Gymnasium was officially renamed the John V. Calipari Court in September 2021 and will be known as Coach Cal Court.

Like many coaches, Calipari began his career in basketball on the court as a player. He he was a star high school basketball player at Moon High School in Western Pennsylvania under another Clarion graduate Joe Sacco. Calipari started his college playing career at UNC Wilmington before transferring to Clarion in 1981, helping the Golden Eagles reach their first NCAA Division II Tournament in program history that year.

In the summer of 2022, Calipari was enshrined into the Conference USA Hall of Fame. Calipari is being honored by the league for his impressive tenure as head men's basketball coach at the University of Memphis, where he coached from the 2000-01 season through 2008-09. Calipari led the Tigers to the 2008 NCAA title game, including 38 wins that season, making him the winningest coach for a single season in NCAA history. As a result, he earned his second Naismith National Coach of the Year honor, becoming only the second coach to earn the honor multiple times since its inception in 1987. He was also C-USA Coach of the Year that season.

Calipari, the 2009 Sports Illustrated National Coach of the Year, led the Tigers to nine straight 20-win campaigns and nine consecutive postseason appearances, the only Memphis coach to do that. He posted 252 on-court wins -- 28.0 wins per season -- as the Tigers' head coach, making him the winningest coach in school history. From 2006-08, the Tigers won 104 games, making Calipari the winningest head coach in NCAA Division I history in a three-year span.

Calipari Named Coach of the Decade

Underscored by more victories than any other coach or program in his first 10 seasons at the helm at Kentucky, more Final Four appearances, a record number of NBA Draft picks, and the 2012 national championship, John Calipari was named the College Basketball Coach of the Decade by Sporting News in January 2020.

In a piece penned by national writer Mike DeCourcy, Sporting News credited Calipari for changing the college basketball landscape. Detailing Calipari's success -- what DeCourcy described as a "college basketball revolution" -- DeCourcy wrote that "no one defined the 2010s in the same way as Calipari ... nor achieved the same degree of consistent success."

In an era where kids can enter the NBA Draft at 19 years old, Calipari masterfully balances the priority of players' long-term professional dreams with individual and team development, leading to on-court success that no other team has matched.

Calipari Unrivaled in Conference

John Calipari has won 16 league regular-season championships (including six Southeastern Conference titles) seven more than the next-closest coach in the SEC (Bruce Pearl has nine). Calipari has won six SEC Tournament championships at Kentucky and owns 15 conference tournament titles in his career, 10 more than his closest competitor (Nate Oats).

Calipari has tallied a 393-126 (75.7%) all-time record within conference play as a head coach and owns a 185-60 (75.4%) record since joining the SEC.

Although he's been publicly outspoken against conference tournaments -- only because he doesn't favor playing three or more games on consecutive days to win the tournament -- his teams have gotten up for them. Calipari's teams at UMass, Memphis and Kentucky have been to 19 conference championship games in his career, winning a remarkable 15 of them. Calipari is 58-15 (79.5%) all-time in conference tournaments, including 24-7 (77.4%) at UK. Calipari ranks third in SEC Tournament wins.

There's No Place Like Home

John Calipari-coached teams have posted an all-time record of 459-53 (89.6%) record at home in his stops at UMass, Memphis and Kentucky. At UK, Coach Cal is 220-21 (91.3%) in Rupp Arena.

In six of Calipari's seasons at Kentucky, the Wildcats have posted an undefeated record at home, including a school-record 19-0 mark during the 2014-15 season.

Calipari owns both of UK's longest winning streaks in the arena. He began his career at UK with a 54-game winning streak at Rupp Arena. It was the longest winning streak since the arena opened in 1976. With a win over Georgia on Feb. 9, 2016, he secured the second-longest streak in the storied building at 34 games (which ended at 42).

	Coach	Streak (Yrs)
1.	John Calipari	54 (2010-13)
2.	John Calipari	42 (2014-17)
3.	Rick Pitino	33 (1992-94)
4.	Joe B. Hall	30 (1981-82)
5.	John Calipari	28 (2021-23)

Life Away From Home Isn't So Bad Either

As good as John Calipari's team's have been at home, they're pretty good in hostile environments on the road. Dating back to the 2005-06 season, Calipari has recorded a 124-62 (66.7%) record on the road. At neutral-site venues, Kentucky is 83-32 (72.2%) under Calipari.



CATS IN THE NBA



BAM ADEBAYO (Miami Heat)

- 2020 and 2023 NBA All-Star is a three-time selection to the All-NBA Defensive Second Team
- In his sixth season with the Miami Heat, is averaging a career-best 21.3 points per game



DEVIN BOOKER (Phoenix Suns)

- First-team selection to the All-NBA Team in 2022 and a three-time NBA All-Star
- In his eighth season with the Phoenix Suns, is the franchise's all-time 3-point leader



BRANDON BOSTON JR. (LA Clippers)

- Second-round pick in the 2021 draft and traded to the Clippers
- Averaging 6.8 points and 1.4 rebounds per game in 11.8 minutes per contest



ANTHONY DAVIS (LA Lakers)

- NBA Champion in 2020, four-time All-NBA selection, eight-time NBA All-Star and All-Star MVP in 2017
- Dec. 5 Western Conference Player of the Week is averaging 26.4 points and 12.3 boards per game



HAMIDOU DIALLO (Detroit Pistons)

- Seen action in more than 200 games as a pro, and averaged a career-best 11.9 ppg in 2021
- In his sixth NBA season, is going for 9.3 points per game while shooting 57.8% from the field



DE'AARON FOX (Sacramento Kings)

- Averaged a career-best 25.2 points per game in 2020-21
- 2023 NBA All-Star and a Nov. 21 Western Conference Player of the Week



WENYEN GABRIEL (LA Lakers)

- Undrafted player who has seen action in five NBA seasons, averaging 6.7 ppg in 2021-22
- In his second season with the Lakers, is averaging 5.9 points and 4.0 rebounds per game



SHAI GILGEOUS-ALEXANDER (OKC Thunder)

- Named a 2023 All-Star in his fifth NBA season and fourth with the Thunder
- Averaging a career-high 31.1 points to go along with 5.7 assists and 4.8 boards per game



TYLER HERRO (Miami Heat)

- Claimed NBA Sixth Man of the Year honors in 2022, signed a four-year \$130 extension in October
- In his fourth season with the Miami Heat, is going for 20.4 points and 5.6 boards per game



ISAIAH JACKSON (Indianapolis Pacers)

- Drafted 22nd overall by Indianapolis in 2021, averaged 8.3 points and 1.4 blocks as a rookie
- Averaging 6.7 points, 4.0 rebounds and 1.5 blocks per game in 2022-23



KELDON JOHNSON (San Antonio Spurs)

- Signed a four-year, \$80 million extension with San Antonio in August
- Averaging a career-high 21.6 points to go along with 4.8 rebounds per game



KEVIN KNOX II (Portland Trail Blazers)

- Ninth overall pick in the 2018 NBA Draft and is in his fifth season
- Averaging 5.1 points and 2.3 rebounds per game



TREY LYLES (Sacramento Kings)

- In his eighth season and second with the Kings after being selected 12th overall in 2015
- Averaging 7.6 points and 3.8 rebounds per contest



TYRESE MAXEY (Philadelphia 76ers)

- Named the November Cares Community Assist Award winner in 2022
- Averaging 20.0 points, 3.5 assists and 2.8 boards per game



MALIK MONK (Sacramento Kings)

- Signed with the Kings in the offseason, and is playing in his sixth NBA season
- Going for 13.6 points, 3.9 assists and 2.6 rebounds per game



JAMAL MURRAY (Denver Nuggets)

- Returned to action for the Nuggets after missing the entire 2021-22 season following an ACL injury
- Averaging 20.2 points, 6.0 assists and 4.1 rebounds per contest



NERLENS NOEL (Brooklyn Nets)

- Signed with Brooklyn in March after spending the first half of the season in Detroit
- Averaging 2.3 points and 2.6 boards in his ninth NBA season



IMMANUEL QUICKLEY (New York Knicks)

- In his third NBA season with the Knicks after being selected 25th in 2020
- Averaging 13.4 points, 4.1 rebounds and 3.1 assists in 28.0 minutes per game



JULIUS RANDLE (New York Knicks)

- The 2021 NBA Most Improved Player is a 2021 and 2023 NBA All-Star
- Averaging a career-high 25.4 points to go along with 10.4 rebounds and 4.2 assists per game



NICK RICHARDS (Charlotte Hornets)

- In his third NBA seasons with the Charlotte Hornets
- Averaging 7.7 points and 5.7 rebounds per game while shooting 60.6% from the field



OLIVIER SARR (Oklahoma City Thunder)

- Signed with the Blazers in the offseason as a free agent, was released and signed with OKC
- Appeared in 22 games during his rookie season with OKC and averaged 7.0 points per game



SHAEDON SHARPE (Portland Trail Blazers)

- Drafted seventh overall by the Blazers in the 2022 NBA Draft
- Averaging 7.9 points and 2.6 rebounds in 20.4 minutes per contest



KARL-ANTHONY TOWNS (Minnesota Timberwolves)

- NBA Rookie of the Year in 2016, three-time NBA All-Star and two-time All-NBA Third Team selection
- Has battled a calf injury for most of the season, averaging 20.8 points, 8.2 boards and 5.3 assists



JARRED VANDERBILT (LA Lakers)

- Selected 41st overall in 2018, in his sixth NBA season
- Averaging a career-best 8.3 points to go along with 7.9 rebounds and 2.6 assists per game



JOHN WALL (Free Agent)

- Kentucky's first No. 1 overall selection was an All-NBA Third Team selection in 2017
- Five-time NBA All-Star is averaging 11.4 points and 5.2 assists per game



PJ WASHINGTON JR. (Charlotte Hornets)

- In his fourth season with Charlotte after being picked 12th overall in 2019
- Averaging 15.2 points, 4.8 rebounds and 2.4 assists per game



TYTY WASHINGTON JR. (Houston Rockets)

- Taken 29th overall by the Grizzlies and traded to Houston during the 2022 NBA Draft
- Averaging 4.9 points, 1.4 rebounds and 1.7 assists in 14.2 minutes per game in his rookie season

Player Spotlight



Julius Randle has 16 30-point games on the road this season, tied for the most in a season in Knicks history.

Bernard King had 16 in 1983-84 and 1984-85. Randle is averaging a career-high 25.3 points per game and a career-best 10.3 boards per outing. He's the leading scorer for a team that ranks sixth in the Eastern Conference standings and in the pursuit of another playoff appearance.

Randle was the SEC Freshman of the Year in 2014 and helped guide the Cats to a memorable run to the NCAA championship game. He averaged 15.0 points and 10.4 rebounds per game, while leading the country with 24 double-doubles.

Scan for updated stats, news and more on each player ...



COACH CALIPARI

A “players-first” coach with a penchant for helping people reach their dreams, John Calipari, a Naismith Memorial Basketball Hall of Famer, has guided six teams to the Final Four, led one to a national championship and helped 54 players earn selection in the NBA Draft during his 30-year college coaching career.

Calipari guided Kentucky to its eighth national championship and his first national title in 2012. In becoming only the second coach in NCAA history to lead three different schools to the Final Four, he has racked up more than 800 on-court victories, 21 NCAA Tournament on-court appearances, six Final Fours and numerous national coach of the year honors.

From UMass to Memphis and now Kentucky, Calipari’s career has been successful throughout, but his most recent run in Lexington has been the best stretch of his career. During Calipari’s first 13 seasons at UK, he has led all coaches in NCAA Tournament wins (31), Final Fours (four), Elite Eights (seven) and Sweet 16s (eight).

In 2015, Coach Cal led college basketball’s first ever 38-0 team, and became one of just three coaches to make four Final Fours in a five-year span. At the end of the season, Calipari became the 96th coach to join the Naismith Memorial Basketball Hall of Fame.

While building a program out of obscurity at UMass, laying the foundation at Memphis and restoring luster at the sport’s greatest program at Kentucky, he totaled the second-most wins in NCAA history in the first 20 years of a college coaching career.

Quite honestly, though, Calipari’s on-court success overshadows a much more significant picture.

In his goal to lead a players-first program, he has helped more than 50 young men realize their dreams and reach the NBA level with 56 players earning NBA Draft selections, including a record five first-round draft picks in 2010. Two years later, six Wildcats heard their names called at the 2012 draft, the most in the two-round draft era. UK, with Calipari’s help, would tie those six picks again in 2015, including a record-tying four lottery selections. His four No. 1 overall picks are more than any other coach, and he has had 45 players drafted during his first 13 years at Kentucky, including 34 first-round picks.

Calipari’s players have entered the league NBA-ready. His players have garnered 32 All-Star selections -- all since 2010 -- with Anthony Davis winning the game’s MVP honor in 2017. Derrick Rose was named NBA MVP in 2011. Six of his players have been tabbed All-NBA (11 times), three have been named NBA Rookie of the Year and 15 players from Calipari’s first 12 teams at Kentucky have made the NBA All-Rookie teams. He is the only coach in history to have a player win each of the NBA’s major honors: MVP, Rookie of the Year, Most Improved Player and Sixth Man of the Year.

Much like he did at UMass, where his players graduated at nearly 80%, Calipari has stressed academics. Seventeen of his last 20 seniors at Memphis earned their bachelor’s degrees, and all 23 players at UK who were eligible to graduate by the end of their senior years walked away with a diploma in hand, including five players who earned their degree in just three years. Calipari’s teams routinely have posted a combined team grade-point average of 3.0 or better.

Calipari has raised millions of dollars to help the lives of those in need in the Commonwealth and beyond. He has had a particular passion to assist those impacted by natural disasters. For instance, in 2010, he used a telethon to raise more than \$1 million for victims of the devastating earthquake in Haiti. He followed that up with telethons in 2012, raising \$1 million for victims of Superstorm Sandy, in 2017 for victims of Hurricane Harvey, played a leading role in the “Kentucky United” efforts that generated more than \$5 million for victims of devastating tornadoes in Western Kentucky in 2021, and raised nearly \$4 million with the Kentucky Flood Relief Telethon and open practice at Rupp Arena in 2022.

Calipari launched his foundation in 2012, and since then the foundation has worked with several key partners and donated more than \$1.5 million, a figure that does not include matching funds that have been contributed from individuals and corporations. In 2013, Calipari initiated hosting an annual alumni weekend around his basketball fantasy experience with the intent to raise money for charity. After generating \$350,000 for selected organizations and charities during the inaugural game, the weekend has generated millions of dollars for charity since its inception.

In 2019, when federal workers were without pay due to a government shutdown, he, his wife and his foundation assisted workers with financial help and grocery gift cards. He and his wife, Ellen, teamed up with Fayette County Public Schools to help families in need during the COVID-19 pandemic.

His latest efforts include spearheading the creation of the John McLendon Minority Leadership Initiative, a nationwide coach-driven initiative to provide minorities a jump-start to their careers through practical experiences, opportunities to build their network and instilling the values of John McLendon: integrity, education, leadership and mentorship. Participants in the initiative will be known as MLI Future Leaders.

In 2017, Coach Cal was named the head coach of the 2017 USA Basketball Men’s U19 World Cup Team, which finished third at the 2017 FIBA U19 World Cup in Cairo.

Author of five books, including the New York Times Best Seller “Players First: Coaching from the Inside Out,” Calipari is a master of communication and maximizing talent. He lives by the motto that “it’s never a matter of how far you have fallen, but instead it’s about how high you bounce back.”



BIOGRAPHICAL INFORMATION

Date of Birth: Feb. 10, 1959 | **Wife:** Ellen
Children: Erin, Megan, Brad

Education

Clarion State (1982)

Head Coaching Experience

University of Massachusetts (1989-96)

New Jersey Nets (NBA) (1997-99)

University of Memphis (2001-09)

University of Kentucky (2010-present)

COACHING AWARDS

- 2022 Jefferson Award
- 2022 Conference USA Hall of Fame
- 2021 NABC Guardians of the Game Pillar Award - Inclusion
- NABC District 20 Coach of the Year
- USBWA District IV Coach of the Year
- 2020 SEC Coach of the Year (Coaches)
- 2019 *The Sporting News* Coach of the Decade
- 2018 Naismith Hall of Fame 'Service Above Self' Honoree
- 2018 NABC Metropolitan Award
- 2015 Naismith Memorial Basketball Hall of Fame Inductee
- 2015 AP National Coach of the Year
- 2015 Naismith National Coach of the Year
- 2015 NABC National Coach of the Year
- 2015 The Sporting News National Coach of the Year
- 2015 Adolph Rupp National Coach of the Year
- 2015 SEC Coach of the Year (AP/Coaches)
- 2015 USBWA District IV Coach of the Year
- 2012 Nell & John Wooden Coach of the Year Leadership Award
- 2012 Naismith National Coach of the Year Finalist
- 2012 SEC Coach of the Year (AP/Coaches)
- 2010 Adolph Rupp National Coach of the Year
- 2010 Naismith National Coach of the Year Finalist
- 2010 SEC Coach of the Year (AP)
- 2010 *Sporting News* SEC Coach of the Year
- 2010 Yahoo! Sports SEC Coach of the Year
- 2010 USBWA District IV Coach of the Year
- 2009 NABC National Co-Coach of the Year
- 2009 *Sports Illustrated* National Coach of the Year
- 2009 Phelan National Coach of the Year
- 2009 Iba National Coach of the Year Finalist
- 2009 C-USA Coach of the Year
- 2008 Naismith National Coach of the Year
- 2008 C-USA Coach of the Year
- 2008 Iba National Coach of the Year Finalist
- 2008 Phelan National Coach of the Year Finalist
- 2007 Phelan National Coach of the Year Finalist
- 2007 USBWA District IV Coach of the Year
- 2007 *Basketball Times* South Region Coach of the Year
- 2006 C-USA Coach of the Year
- 2004 NABC District 7 Coach of the Year
- 1996 Naismith National Coach of the Year
- 1996 NABC National Coach of the Year
- 1996 *The Sporting News* National Coach of the Year
- 1996 Atlantic 10 Coach of the Year
- 1995 Naismith National Coach of the Year Finalist
- 1994 Naismith National Coach of the Year Finalist
- 1994 Atlantic 10 Coach of the Year
- 1993 USBWA District I Coach of the Year
- 1993 Atlantic 10 Coach of the Year



COACH CALIPARI

NCAA DIVISION I ACTIVE WINNINGEST COACHES

(On-court by percentage - min. 10 yrs. at Division I level entering the 2022-23 season)

NO.	COACH/TEAM	YRS.	PCT.
1.	Mark Few	23	.836
2.	John Calipari	30	.771
3.	Bill Self	29	.769
4.	Thad Matta	17	.740
5.	Rick Pitino	34	.739

SINCE 2005-06 ...

Since the 2005-06 season, John Calipari's on-court record ranks him as one of the winningest coaches. Totals entering the NCAA Tournament.

	COACH	RECORD
1.	Bill Self	536-115
2.	Mark Few	527-97
3.	John Calipari	523-126
4.	Mike Krzyzewski	481-122
5.	Tom Izzo	452-182

MISCELLANEOUS ON-COURT RECORDS

Overall On-Court Record:832-252 (.768)
March/April Record:.....169-57 (.748)
NCAAT Record:.....57-20 (.740)
Record in Conference Games:.....393-126 (.757)
Record in Conference Tournament:.....58-15 (.795)

- Calipari owns the NCAA's most single-season wins with 38, tying his own record (Memphis in '08 and UK in '12) in 2015 with 38 wins. He owns the most single-season wins at UMass, Memphis and UK
- Calipari is the winningest coach in NCAA Division I history for a five-year span with 173 victories (2008-12)
- Calipari is the first coach in NCAA Division I history to record five straight on-court 30-win seasons. Memphis hit the 30-win plateau from 2006-09
- Calipari is one of only two coaches (Rick Pitino) to lead three different schools to a Final Four
- Calipari is one of only three coaches (John Wooden, Mike Krzyzewski) to go to four Final Fours in five seasons
- Calipari has advanced to the Sweet Sixteen in 12 of the last 16 NCAA Tournaments and the Elite Eight in 10 of the last 16
- Calipari started with a 54-0 record in Rupp Arena as head coach of the Wildcats
- Calipari has helped 45 players earn selection in the NBA Draft (34 first-round picks) over the last 13 seasons
- Calipari has more wins (327) in a 10-year period (2006-15) than any other coach in college basketball history
- Calipari is the fourth-fastest NCAA Division I men's basketball coach to reach 300 victories at a single school
- Calipari's 31 combined regular season and tournament league titles trail only Mark Few (41) of Gonzaga for the most among active coaches
- Calipari is the fourth-fastest coach to 800 on-court wins, behind Adolph Rupp, Roy Williams and Dean Smith
- Calipari has the second-most wins in school history, behind only Adolph Rupp
- Calipari's 32 NCAA Tournament wins are the most in school history. Rupp had 30

CAL IN CONFERENCE

SEC COACHES	CONFERENCE CHAMPIONSHIPS	Tournament Championships	NCAA Tournament Appearances
Nate Oats, Alabama	5	5	6
Eric Musselman, Arkansas	3	1	6
Bruce Pearl, Auburn	8	3	21
Todd Golden, Florida	0	0	1
Mike White, Georgia	3	0	4
John Calipari, Kentucky	16	15	22
Matt McMahon, LSU	4	3	3
Dennis Gates, Missouri	2	2	2
Kermit Davis, Ole Miss	5	4	6
Chris Jans, Mississippi State	4	3	4
Lamont Paris, South Carolina	1	1	1
Rick Barnes, Tennessee	4	2	27
Buzz Williams, Texas A&M	1	0	9
Jerry Stackhouse, Vanderbilt	0	0	0
TOTALS	56	39	112

CALIPARI VS. ALL OPPONENTS

Abilene Christian1-0	Fort Wayne1-0	Mount St. Mary's.....2-0	Southwest Texas St.1-0
Alabama19-7	Furman1-0	Murray State.....1-0	St. Bonaventure17-1
Albany.....2-0	George Mason.....1-0	Nevada1-0	St. John's.....1-0
Arizona1-1	George Washington.....8-9	New Hampshire.....5-0	St. Joseph's15-5
Arizona State2-1	Georgetown.....2-1	New Mexico.....1-0	St. Mary's.....1-0
Arkansas14-9	Georgia.....21-4	New Orleans.....1-0	St. Peter's1-0
Arkansas-Little Rock3-0	Georgia Tech.....2-2	NJIT.....1-0	Stanford.....3-2
Arkansas-Pine Bluff.....1-0	Gonzaga.....4-1	North Carolina.....8-4	Stephen F. Austin.....1-0
Arkansas State4-0	Grand Canyon1-0	North Carolina State.....1-0	Stony Brook.....1-0
Auburn.....14-6	Hampton.....1-0	North Dakota.....1-0	Syracuse.....3-2
Austin Peay.....6-1	Hartford.....2-0	North Florida.....2-0	TCU.....7-1
Baylor1-2	Harvard.....2-0	North Texas.....1-0	Temple.....13-11
Bellarmine1-0	High Point.....1-0	Northeastern.....3-1	Tennessee.....21-15
Belmont.....2-0	Hofstra.....1-0	Northern Kentucky.....2-0	Tennessee State.....1-0
Boise State.....1-0	Holy Cross.....4-1	Northwestern State.....1-0	Tennessee Tech.....1-0
Boston7-1	Houston.....17-3	Notre Dame.....2-3	Texas.....2-2
Boston College.....2-0	Howard.....2-0	Oakland.....1-0	Texas A&M.....12-3
Bradley1-0	Illinois.....1-1	Ohio.....1-0	Texas Tech.....1-0
Bucknell.....1-0	Illinois State.....1-0	Ohio State.....1-3	Towson State.....1-0
Buffalo3-0	Indiana.....3-2	Oklahoma.....5-1	Troy.....1-0
BYU.....1-0	Iowa.....0-1	Oklahoma State.....0-2	Tulane.....16-0
Cal State Northridge.....1-0	Iowa State.....2-0	Old Dominion.....2-0	Tulsa.....11-1
Canisius.....1-0	Jackson State.....2-0	Ole Miss.....18-5	UAB.....15-3
Central Conn. St.....2-0	Kansas.....5-8	Oral Roberts.....1-0	UCF.....5-0
Central Michigan.....1-0	Kansas State.....2-1	Oregon State.....1-0	UCLA.....4-5
Charlotte.....2-3	Keene State.....1-0	Pennsylvania.....3-0	UIC.....1-0
Chattanooga.....2-0	Kentucky.....2-4	Penn State.....4-4	UNC Asheville.....2-0
Christian Brothers.....2-0	La Salle.....3-0	Pepperdine.....1-0	UNC Greensboro.....2-0
Cincinnati.....6-7	Lafayette (Pa.).....1-0	Pittsburgh.....2-1	UNC Wilmington.....1-0
Cleveland State.....4-0	Lamar.....5-0	Portland.....3-0	USF.....10-1
Coastal Carolina.....1-0	LIU-Brooklyn.....1-0	Princeton.....2-0	Utah.....2-2
Colorado.....1-1	Lipscomb.....1-0	Providence.....4-1	Utah Valley.....2-0
Colorado State.....0-1	Long Beach State.....1-0	Purdue.....2-1	UTEP.....5-0
Columbia.....1-0	Louisiana Tech.....1-1	Radford.....1-0	UT Arlington.....3-0
Connecticut.....2-5	Louisville.....18-8	Rhode Island.....16-2	UT Martin.....5-0
Coppin State.....1-0	Loyola.....1-0	Rice.....4-0	Valparaiso.....1-0
Cornell.....1-0	Lowell.....2-1	Richmond.....1-1	Vanderbilt.....25-6
Dartmouth.....1-0	LSU.....15-4	Rider.....1-0	Vermont.....3-0
Davidson.....1-0	Manhattan.....2-0	Robert Morris.....2-1	Villanova.....2-0
Dayton.....1-0	Marist.....2-0	Rutgers.....11-4	Virginia.....0-1
DePaul.....4-2	Marquette.....3-1	Saint Louis.....4-3	Virginia Tech.....3-0
Detroit.....1-0	Marshall.....6-0	Saint Peter's.....0-1	VMI.....1-0
Drexel.....2-0	Maryland.....5-3	Sam Houston State.....1-0	Wake Forest.....2-1
Duke.....1-4	Massachusetts.....1-0	Samford.....3-0	Washington.....1-0
Duquesne.....13-4	Memphis.....1-0	Santa Clara.....1-0	West Virginia.....13-7
East Carolina.....7-0	Miami (Fla.).....0-1	Savannah State.....1-0	Western Kentucky.....3-0
East Tennessee State.....4-0	Miami (Ohio).....2-0	Seton Hall.....1-1	Wichita State.....2-0
Eastern Kentucky.....4-0	Michigan.....2-0	Siena.....4-0	Winthrop.....3-0
Eastern Michigan.....2-0	Michigan State.....3-2	SMU.....7-0	Wisconsin.....1-1
Evansville.....0-1	Middle Tennessee.....3-0	South Carolina.....16-5	Wofford.....2-0
Fairfield.....1-0	Milwaukee.....1-0	South Carolina State.....1-0	Wright State.....1-0
Fairleigh Dickinson.....1-0	Mississippi State.....18-1	Southern.....1-0	Xavier.....2-2
Florida.....24-9	Mississippi Valley St.....1-0	Southern Cal.....2-0	Yale.....2-0
Florida A&M.....1-0	Missouri.....11-5	South Connecticut.....1-0	
Florida State.....1-1	Monmouth.....2-0	Southeastern Louisiana.....3-0	
Florida Tech.....0-1	Montana State.....1-0	Southern Illinois.....1-0	
Fordham.....5-0	Morehead State.....3-0	Southern Miss.....15-4	



TEAM GAME RECORDS CAL ERA

FEWEST OFFENSIVE REBOUNDS

Rebs.	Opp.	Date
1	vs. Alabama	3/10/18
3	at South Carolina	1/24/14
4	KANSAS	1/28/23
4	at Ole Miss	3/5/19
5	TENNESSEE	1/15/22
5	at Notre Dame	12/11/21
5	VANDERBILT	1/5/21
5	vs. Michigan State	11/5/19
5	GEORGIA	2/3/15
5	ALABAMA	1/31/15
5	MISSISSIPPI STATE	2/15/11
5	GEORGIA	1/29/11

MOST DEFENSIVE REBOUNDS

Rebs.	Opp.	Date
42	EASTERN KENTUCKY	11/8/19
39	vs. Arizona State	11/28/16
39	ROBERT MORRIS	11/17/13
39	EASTERN MICHIGAN	1/2/13
38	TROY	11/20/17
38	vs. Hampton	3/19/15
38	EASTERN KENTUCKY	12/7/14
38	vs. Cleveland State	11/24/09

FEWEST DEFENSIVE REBOUNDS

Rebs.	Opp.	Date
9	at Tennessee	2/16/13
13	NORTH CAROLINA	12/13/14
14	SOUTH CAROLINA	1/10/23
15	vs. Baylor	12/6/13
15	at Alabama	1/18/11
16	at Auburn	1/22/22
16	FLORIDA	2/27/21
16	at Florida	3/7/20
16	TENNESSEE	3/3/20
16	vs. Ohio State	12/21/19
16	UTAH	12/15/18
16	vs. Wisconsin	4/4/15
16	ALABAMA	1/31/15
16	TEXAS A&M	1/12/13
16	at Auburn	1/11/12
16	vs. UConn	11/24/10

HIGHEST REBOUND MARGIN

Mg.	Opp.	Date
+36	OHIO	11/19/21
+31	NIJT	11/14/15
+30	NORTH DAKOTA	11/14/18
+30	GRAND CANYON	11/14/14
+29	EASTERN KENTUCKY	11/8/19
+29	SOUTHERN ILLINOIS	11/9/18
+28	NKU	11/10/13
+27	vs. Abilene Christian	3/21/19
+27	vs. Little Rock	1/3/12
+26	vs. Arizona State	11/28/16
+26	LOUISVILLE	12/31/11

LOWEST REBOUND MARGIN

Mg.	Opp.	Date
-25	at Florida	2/4/17
-18	at Tennessee	2/16/13
-16	vs. Mississippi State	3/11/21
-16	vs. Baylor	12/6/13
-16	vs. Maryland	11/9/12
-15	TENNESSEE	1/18/14
-14	at Ole Miss	3/2/21
-14	at Auburn	2/1/20
-14	at LSU	1/5/16
-13	VANDERBILT	1/5/21

MOST ASSISTS

Assts.	Opp.	Date
33	vs. Arizona State	11/28/16
30	HARTFORD	12/29/09
28	LIU BROOKLYN	11/23/12
28	vs. UNC Asheville	11/30/09
27	WESTERN KENTUCKY	12/22/21
25	S. CAROLINA STATE	11/17/22
25	at South Carolina	2/8/22
25	CLEVELAND STATE	11/23/16
25	AUBURN	2/21/15
25	vs. UCLA	12/20/14

FEWEST ASSISTS

Assts.	Opp.	Date
3	LSU	2/23/22
5	RICHMOND	11/29/20
5	LSU	2/22/14
5	at Arkansas	3/2/13
6	VANDERBILT	3/1/23
6	at Louisville	12/26/20
6	EVANSVILLE	11/12/19
6	vs. Kansas State	3/22/18
6	at Florida	3/3/18
6	vs. Vanderbilt	3/15/13
6	VANDERBILT	3/1/11

MOST TURNOVERS

TOs.	Opp.	Date
24	MOREHEAD STATE	11/13/09
23	SAM HOUSTON ST.	11/19/09
22	ETSU	11/17/17
21	vs. Georgia Tech	12/6/20
21	RICHMOND	11/29/20
21	LOUISVILLE	12/31/11
21	vs. Old Dominion	11/20/11
21	NORTH CAROLINA	12/5/09

FEWEST TURNOVERS

TOs.	Opp.	Date
2	VANDERBILT	1/5/21
3	at Georgia	3/3/15
3	at South Carolina	2/4/12
4	ALABAMA	2/23/16
4	COLUMBIA	12/10/14
4	vs. Wisconsin	4/5/14
4	PORTLAND	11/26/11
5	FLORIDA	2/12/22
5	at Notre Dame	12/11/21
5	vs. Mississippi State	3/11/21
5	vs. Georgia	3/9/18
5	vs. Georgia	3/12/16
5	at Vanderbilt	2/27/16
5	ALABAMA	1/31/15

MOST BLOCKS

Blks.	Opp.	Date
18	ST. JOHN'S	12/1/11
15	vs. Stony Brook	3/17/16
14	at Georgia	3/3/10
13	LAMAR	11/24/19
13	vs. UCLA	12/20/14
13	at Ole Miss	1/29/13
13	ARKANSAS	1/17/12
13	vs. Kansas	11/15/11
13	MARIST	11/11/11

FEWEST BLOCKS

Blks.	Opp.	Date
0	at Gonzaga	11/20/22
0	FLORIDA	2/12/22
0	at Kansas	1/29/22
0	at Florida	3/7/20

MOST STEALS

Stls.	Opp.	Date
15	LAFAYETTE	11/16/12
13	NORTH FLORIDA	11/26/21
13	OLE MISS	1/2/16
13	vs. UConn	12/9/09
12	vs. Michigan State	11/15/22
12	at Alabama	2/5/22
12	vs. North Carolina	12/22/18
12	NORTH DAKOTA	11/14/18
12	STEPHEN F. AUSTIN	11/11/16
12	BOSTON	11/24/15
12	NORTH CAROLINA	12/13/14
12	PROVIDENCE	11/30/14
12	LIPSCOMB	12/15/12
12	PORTLAND	11/26/11
12	vs. Cornell	3/25/10
12	GEORGIA	1/9/10
12	vs. UNC Asheville	11/30/09

FEWEST STEALS

Stls.	Opp.	Date
0	at Auburn	2/1/20
0	vs. Baylor	12/6/13
1	at Georgia	2/11/23
1	ARKANSAS	2/9/21
1	vs. Duke	11/6/18
1	at West Virginia	1/27/18
1	vs. Michigan State	11/12/13
1	at Robert Morris	3/19/13
1	vs. West Virginia	3/19/11
1	FLORIDA	2/26/11

MOST PERSONAL FOULS

Fls.	Opp.	Date
33	at Kansas	1/30/16
32	at South Carolina	1/16/18
31	at Arkansas	1/14/14
31	at North Carolina	12/14/13
30	vs. North Carolina	12/19/20
29	at Auburn	2/1/20
29	at Missouri	2/3/18
29	at South Carolina	3/1/14

FEWEST PERSONAL FOULS

Fls.	Opp.	Date
5	HIGH POINT	12/31/21
7	DUQUESNE	11/11/22
7	ALABAMA	2/19/22
7	NORTH FLORIDA	11/22/21
7	HARTFORD	12/29/09
8	ROBERT MORRIS	11/12/21
8	MONTANA STATE	11/23/14
8	LAFAYETTE	11/16/12
8	vs. Florida	3/10/12
8	vs. Princeton	3/17/11
8	WINTHROP	12/22/10
8	DREXEL	12/21/09
8	vs. UNC Asheville	11/30/09

KENTUCKY'S 100-POINT GAMES

Points (Score)	Opponent	Date
115 (115-69)	Arizona State	11/28/16
111 (111-76)	UT MARTIN	11/25/16
110 (110-75)	AUBURN	2/21/15
108 (108-58)	MARIST	11/11/11
107 (107-79)	TENNESSEE	1/15/22
107 (107-73)	UIC	11/26/17
106 (106-63)	S. CAROLINA STATE	11/17/22
105 (105-76)	UT ARLINGTON	11/19/13
104 (104-75)	LIU BROOKLYN	11/23/12
104 (104-61)	HARTFORD	12/29/09
103 (103-100)	vs. North Carolina	12/17/16
102 (102-90)	vs. Indiana	3/23/12
102 (102-92)	RIDER	11/21/09
101 (101-70)	CLEVELAND STATE	11/23/16
101 (101-49)	LAFAYETTE	11/16/12
101 (101-70)	ARKANSAS	1/23/10
100 (100-60)	ROBERT MORRIS	11/12/21
100 (100-58)	TEXAS A&M	1/3/17
100 (100-71)	ETSU	3/18/10



KENTUCKY BASKETBALL

KENTUCKY'S NCAA TOURNAMENT HISTORY

1942	New Orleans	Illinois (RS)	46-44	W	1977	Philadelphia	Princeton (1st)	72-58	W
		Dartmouth (RF)	28-47	L			College Park	VMI (RS)	93-78
1945	New York	Ohio State (RS)	37-45	L				North Carolina (RF)	72-79
		Tufts (Cons.)	66-56	W	1978	Knoxville	Florida State (1st)	85-76	W
1948	New York	Columbia (RS)	76-53	W			Dayton	Miami, Ohio (RS)	91-69
		Holy Cross (RF)	60-52	W	Michigan State (RF)	52-49		W	
		Baylor (NF)	58-42	W	St. Louis	Arkansas (NS)	64-59	W	
1949	New York	Villanova (RS)	85-72	W		Duke (NF)	94-88	W	
		Illinois (RF)	76-47	W	1980¹	Bowling Green	Florida State ⁸ (2nd)	97-78	W
	Seattle	Oklahoma State (NF)	46-36	W			Lexington	Duke ⁴ (RS)	54-55
		Louisville (1st)	79-68	W	1981²	Tuscaloosa		UAB ⁷ (2nd)	62-69
1951	Raleigh	St. John's (RS)	59-43	W			1982⁶	Nashville	Middle Tennessee ¹¹ (1st)
		Illinois (RF)	76-74	W	1983³	Tampa			Ohio ¹¹ (2nd)
	Minneapolis	Kansas State (NF)	68-58	W				Knoxville	Indiana ² (RS)
		Penn State (RS)	82-54	W	Louisville ¹ (RF) [OT]	68-80			L
1952	Raleigh	St. John's (RF)	57-64	L	1984¹	Birmingham	BYU ⁸ (2nd)	93-68	W
		Marquette (RS)	71-79	L			Lexington	Louisville ⁵ (RS)	72-67
1955	Evanston	Penn State (Cons.)	84-59	W				Illinois ² (RF)	54-51
		Wayne State (RS)	84-64	W		Seattle	Georgetown ¹ (NS)	40-53	L
1956	Iowa City	Iowa (RF)	77-89	L			1985¹²	Salt Lake City	Washington ⁵ (1st)
		Pittsburgh (RS)	98-92	W	UNLV ⁴ (2nd)	64-61			W
1957	Lexington	Michigan State (RF)	68-80	L		Denver	St. John's ¹ (RS)	70-86	L
		Miami, Ohio (RS)	94-70	W			1986¹	Charlotte	Davidson ¹⁶ (1st)
1958	Lexington	Notre Dame (RF)	89-56	W					Western Ky. ⁸ (2nd)
		Louisville	Tempe (NS)	61-60	W		Atlanta	Alabama ⁵ (RS)	68-63
Seattle (NF)	84-72		W	LSU ¹¹ (RF)	57-59			L	
1959	Evanston	Louisville (RS)	61-76	L	1987⁸	Atlanta	Ohio State ⁹ (1st)	77-91	L
		Marquette (Cons.)	98-69	W			*1988²	Cincinnati	Southern ¹⁵ (1st)
1961	Louisville	Morehead State (RS)	71-64	W					Maryland ⁷ (2nd)
		Ohio State (RF)	74-87	L		Birmingham	Villanova ⁶ (RS)	74-80	L
1962	Iowa City	Butler (RS)	81-60	W			1992²	Worcester	Old Dominion ¹⁵ (1st)
		Ohio State (RF)	64-74	L	Iowa State ¹⁰ (2nd)	106-98			W
1964	Minneapolis	Ohio (RS)	69-85	L		Philadelphia	Massachusetts ³ (RS)	87-77	W
		Loyola, Chi. (Cons.)	91-100	L			Duke ¹ (RF) [OT]	103-104	L
1966	Iowa City	Dayton (RS)	86-79	W	1993¹	Nashville	Rider ¹⁶ (1st)	96-52	W
		Michigan (RF)	84-77	W			Utah ⁸ (2nd)	83-62	W
		College Park	Duke (NS)	83-79	W		Charlotte	Wake Forest ⁵ (RS)	103-69
UTEP (NF)	65-72		L	Florida State ³ (RF)	106-81			W	
1968	Lexington	Marquette (RS)	107-89	W		New Orleans	Michigan ¹ (NS) [OT]	78-81	L
		Ohio State (RF)	81-82	L			1994³	St. Petersburg	Tennessee State ¹⁴ (1st)
1969	Madison	Marquette (RS)	74-81	L					Marquette ⁶ (2nd)
		Miami, Ohio (Cons.)	72-71	W	1995¹	Memphis	Mt. St. Mary's ¹⁶ (1st)	113-67	W
1970	Columbus	Notre Dame (RS)	109-99	W			Tulane ⁹ (2nd)	82-60	W
		Jacksonville (RF)	100-106	L		Birmingham	Arizona State ⁵ (RS)	97-73	W
1971	Athens	Western Kentucky (RS)	83-107	L			North Carolina ² (RF)	61-74	L
		Marquette (Cons.)	74-91	L	1996¹	Dallas	San Jose State ¹⁶ (1st)	110-72	W
1972	Dayton	Marquette (RS)	85-69	W			Virginia Tech ⁹ (2nd)	84-60	W
		Florida State (RF)	54-73	L		Minneapolis	Utah ⁴ (RS)	101-70	W
1973	Nashville	Austin Peay (RS) [OT]	106-100	W			Wake Forest ² (RF)	83-63	W
		Indiana (RF)	65-72	L	E. Rutherford	Massachusetts ¹ (NS)	81-74	W	
1975	Tuscaloosa	Marquette (1st)	76-54	W		Syracuse ⁴ (NF)	76-67	W	
		Dayton	Central Michigan (RS)	90-73	W				
			Indiana (RF)	92-90	W				
	San Diego	Syracuse (NS)	95-79	W					
		UCLA (NF)	85-92	L					

KENTUCKY BASKETBALL

KENTUCKY'S NCAA TOURNAMENT HISTORY

1997 ¹ Salt Lake City	Montana ¹⁶ (1st)	92-54	W
	Iowa ⁸ (2nd)	75-69	W
San Jose	St. Joseph's ⁴ (RS)	83-68	W
	Utah ² (RF)	72-59	W
Indianapolis	Minnesota ¹ (NS)	78-69	W
	Arizona ⁴ (NF) [OT]	79-84	L
1998 ² Atlanta	S.C. State ¹⁵ (1st)	82-67	W
	Saint Louis ¹⁰ (2nd)	88-61	W
St. Petersburg	UCLA ⁵ (RS)	94-68	W
	Duke ¹ (RF)	86-84	W
San Antonio	Stanford ³ (NS) [OT]	86-85	W
	Utah ³ (NF)	78-69	W
1999 ³ New Orleans	New Mexico State ¹⁴ (1st)	82-60	W
	Kansas ⁶ (2nd) [OT]	92-88	W
St. Louis	Miami, Ohio ¹⁰ (RS)	58-43	W
	Michigan State ¹ (RF)	66-73	L
2000 ⁵ Cleveland	St. Bonaventure ¹² (1st) [2OT]	85-80	W
2001 ² Long Island	Syracuse ⁴ (2nd)	50-52	L
	Holy Cross ¹⁵ (1st)	72-68	W
Philadelphia	Iowa ⁷ (2nd)	92-79	W
	Southern Cal ⁶ (RS)	76-80	L
2002 ⁴ St. Louis	Valparaiso ¹³ (1st)	83-68	W
	Tulsa ¹² (2nd)	87-82	W
Syracuse	Maryland ¹ (RS)	68-78	L
	IUPUI ¹⁶ (1st)	95-64	W
2003 ¹ Nashville	Utah ⁹ (2nd)	74-54	W
	Wisconsin ⁵ (RS)	63-57	W
Minneapolis	Marquette ³ (RF)	69-83	L
	Florida A&M ¹⁶ (1st)	96-76	W
2004 ¹ Columbus	UAB ⁹ (2nd)	75-76	L
	Eastern Kentucky ¹⁵ (1st)	72-64	W
2005 ² Indianapolis	Cincinnati ⁷ (2nd)	69-60	W
	Utah ⁶ (RS)	62-52	W
Austin	Michigan State ⁵ (RF) [2ot]	88-94	L
	UAB ⁹ (1st)	69-64	W
2006 ⁸ Philadelphia	UConn ¹ (2nd)	83-87	L
	Villanova ⁹ (1st)	67-58	W
2007 ⁸ Chicago	Kansas ¹ (2nd)	76-88	L
	Marquette ⁶ (1st)	66-74	L
2008 ¹¹ Anaheim	Marquette ⁶ (1st)	66-74	L
	East Tennessee St. ¹⁶ (1st)	100-71	W
2010 ¹ New Orleans	Wake Forest ⁹ (2nd)	90-60	W
	Cornell ¹² (RS)	62-45	W
Syracuse	West Virginia ² (RF)	66-73	L
	Princeton ¹³ (1st)	59-57	W
2011 ⁴ Tampa	Wake Forest ⁵ (2nd)	71-63	W
	Ohio State ¹ (RS)	62-60	W
Newark	North Carolina ² (RF)	76-69	W
	Connecticut ³ (NS)	56-55	L
Houston	Connecticut ³ (NS)	56-55	L
	Western Kentucky ¹⁶ (1st)	81-66	W
2012 ¹ Louisville	Iowa State ⁹ (2nd)	87-71	W
	Indiana ⁴ (RS)	102-90	W
Atlanta	Baylor ³ (RF)	82-70	W
	Louisville ⁴ (NS)	69-61	W
New Orleans	Louisville ⁴ (NS)	69-61	W
	Kansas ² (NF)	67-59	W

2014 ⁸ St. Louis	Kansas State ⁹ (1st)	56-49	W
	Wichita State ¹ (2nd)	78-76	W
Indianapolis	Louisville ⁴ (RS)	74-69	W
	Michigan ² (RF)	75-72	W
Dallas	Wisconsin ² (NS)	74-73	W
	UConn ⁷ (NF)	60-54	L
2015 ¹ Louisville	Hampton ¹⁶ (1st)	79-56	W
	Cincinnati ⁸ (2nd)	64-51	W
Cleveland	West Virginia ⁵ (RS)	78-39	W
	Notre Dame ³ (RF)	68-66	W
Indianapolis	Wisconsin ¹ (NS)	71-64	L
2016 ⁴ Des Moines	Stony Brook ¹³ (1st)	85-57	W
	Indiana ⁵ (2nd)	73-67	L
2017 ² Indianapolis	N. Kentucky ¹⁵ (1st)	79-70	W
	Wichita State ¹⁰ (2nd)	65-62	W
Memphis	UCLA ³ (RS)	86-75	W
	North Carolina ¹ (RF)	75-73	L
2018 ⁵ Boise	Davidson ¹² (1st)	78-73	W
	Buffalo ¹³ (2nd)	95-75	W
Atlanta	Kansas State ⁹ (RS)	61-58	L
2019 ² Jacksonville	Abilene Christian ¹⁵ (1st)	79-44	W
	Wofford ⁷ (2nd)	62-56	W
Kansas City	Houston ³ (RS)	62-58	W
	Auburn ⁵ (RF) [OT]	77-71	L
2022 ² Indianapolis	Saint Peter's ¹⁵ (1st) [OT]	85-79	L
2023 ⁶ Greensboro	Providence ¹¹ (1st)	61-53	W

**1988 NCAA Tournament games were vacated by NCAA*

What's what?

UK Seed	Site	Opp. Seed	Round
1998 ²	Atlanta	S.C. State ¹⁵ (1st)	82-67 W

KENTUCKY BASKETBALL

KENTUCKY'S NCAA TOURNAMENT HISTORY

UK VS. THE 2023 NCAA TOURNAMENT FIELD

Opponent UK in Series: NCAA Tournament Last Meeting

EAST REGION

Purdue	6-2	0-0	12-3-97 (UK 89, PU 75)
Marquette	7-7	4-6	3-20-08 (MU 74, UK 66)
Kansas State	9-1	2-1	3-22-18 (KSU 61, UK 58)
Tennessee	160-77	0-0	2-18-23 (UK 66, UT 54)
Duke	12-11	3-2	11-9-21 (DU 79, UK 71)
Michigan State	14-12	1-3	11-15-22 (MSU 86, UK 77 20T)
Memphis	0-1	0-0	11-22-06 (MU 80, UK 63)
Florida Atlantic	1-0	0-0	12-27-08 (UK 76, FAU 69)
Southern Cal	0-3	0-1	3-22-01 (USC 80, UK 76)
Providence	4-0	1-0	3-17-23 (UK 61, PC 53)
Oral Roberts	0-0	0-0	Never met
Louisiana	0-1	0-0	12-23-90 (LLA 116, UK 113 OT)
Montana State	1-0	0-0	11-23-14 (UK 86, MSU 28)
Vermont	1-0	0-0	11-12-17 (UK 73, UV 69)
Texas Southern	1-0	0-0	11-24-07 (UK 83, TSU 35)
Fairleigh Dickinson	1-0	0-0	12-7-19 (UK 83, FDU 52)

MIDWEST REGION

Houston	4-1	1-0	3-29-19 (UK 62, UH 58)
Texas	2-0	0-0	12-5-14 (UK 63, UT 51)
Xavier	37-2	0-0	11-30-68 (UK 115, XU 77)
Indiana	32-25	3-2	3-19-16 (IU 73, UK 67)
Miami	3-1	0-0	12-6-08 (UM 73, UK 67)
Iowa State	3-0	2-0	3-17-12 (UK 87, ISU 71)
Texas A&M	13-4	0-0	1-21-23 (UK 76, TAMU 67)
Iowa	5-3	2-1	11-21-05 (UI 67, UK 63)
Auburn	97-23	0-1	2-25-23 (UK 86, AU 54)
Penn State	3-1	2-0	11-19-11 (UK 85, PSU 47)
Mississippi State	101-21	0-0	2-15-23 (UK 71, MSU 68)
Pittsburgh	4-2	1-0	11-27-98 (PITT 68, UK 56)
Drake	0-0	0-0	Never met
Kent State	1-0	0-0	11-28-01 (UK 82, KSU 68)
Kennesaw State	0-0	0-0	Never met
Colgate	0-0	0-0	Never met
Northern Kentucky	2-0	1-0	3-17-17 (UK 79, NKU 70)

SOUTH REGION

Alabama	116-41	1-0	1-7-23 (UA 78, UK 52)
Arizona	2-3	0-1	11-26-99 (UA 63, UK 1)
Baylor	7-2	2-0	12-6-13 (BU 67, UK 62)
Virginia	6-3	0-0	11-26-02 (UVA 75, UK 61)
San Diego State	0-0	0-0	Never met
Creighton	8-4	0-0	3-23-09 (UK 65, CU 63)
Missouri	14-3	0-0	12-28-22 (MU 89, UK 75)
Maryland	8-5	0-1	11-9-12 (UK 72, UMD 69)
West Virginia	16-5	2-1	1-27-18 (UK 83, WVU 76)
Utah State	1-0	0-0	12-23-57 (UK 92, USU 64)
NC State	3-1	0-0	2-2-86 (NCS 54, UK 51)
Charleston	2-0	0-0	11-28-06 (UK 77, CC 61)
Furman	1-0	0-0	12-19-89 (UK 104, FU 73)
UC Santa Barbara	0-0	0-0	Never met
Princeton	3-1	2-0	3-17-11 (UK 59, PU 57)
Texas A&M CC	0-0	0-0	Never met
SE Missouri State	0-0	0-0	Never met

WEST REGION

Kansas	24-11	2-1	1-28-23 (KU 77, UK 68)
UCLA	8-8	2-1	12-17-22 (UCLA 63, UK 53)
Gonzaga	1-1	0-0	11-20-22 (GU 88, UK 72)
Connecticut	1-4	0-3	4-7-14 (UC 60, UK 54)
Saint Mary's	0-0	0-0	Never met
TCU	2-0	0-0	1-20-96 (UK 124, TCU 80)
Northwestern	7-1	0-0	12-1-75 (NU 89, UK 77)
Arkansas	34-14	1-0	3-4-23 (UK 88, UA 79)
Illinois	11-4	4-0	3-24-84 (UK 54, UI 51)
Boise State	1-0	0-0	12-10-13 (UK 70, BSU 55)
Arizona State	5-0	1-0	11-28-16 (UK 115, ASU 69)
Nevada	0-0	0-0	Never met
VCU	0-0	0-0	Never met
Iona	6-0	0-0	12-23-05 (UK 73, IU 67)
Grand Canyon	1-0	0-0	11-14-14 (UK 84, GU 45)
UNC Asheville	4-0	0-0	11-8-13 (UK 89, UNCA 57)
Howard	1-0	0-0	11-7-22 (UK 95, HU 63)

UK SEEDING HISTORY IN NCAA TOURNAMENT

UK NCAA TOURNAMENT SEED GRID

UK	Opponent Seed																Total
Seed	1	2	3	4	5	6	7	8	9	10	11	12	13	14	15	16	
1(12)	2-3	4-2	3-1	5-2	6-0	—	—	6-0	5-1	—	0-1	1-0	—	—	—	10-0	42-10
2(8)	1-2	—	5-0	—	0-3	3-2	5-1	—	—	3-0	—	—	—	—	8-1	—	25-9
3(3)	0-2	1-0	—	—	—	1-1	—	—	—	1-0	1-0	—	—	2-0	—	—	6-3
4(3)	1-1	1-0	0-1	—	1-1	—	—	—	—	—	1-0	3-0	—	—	—	—	7-2
5(1)	—	—	—	0-1	—	—	—	—	—	0-1	—	—	2-0	1-0	—	—	3-2
6(1)	—	—	—	—	—	—	—	—	—	—	1-1	—	—	—	—	—	1-1
7(0)	—	—	—	—	—	—	—	—	—	—	—	—	—	—	—	—	0-0
8(4)	1-2	2-0	—	1-0	—	—	0-1	—	3-1	—	—	—	—	—	—	—	7-4
9(0)	—	—	—	—	—	—	—	—	—	—	—	—	—	—	—	—	0-0
10(0)	—	—	—	—	—	—	—	—	—	—	—	—	—	—	—	—	0-0
11(1)	—	—	—	—	—	0-1	—	—	—	—	—	—	—	—	—	—	0-1
12(1)	0-1	—	—	1-0	1-0	—	—	—	—	—	—	—	—	—	—	—	2-1
Total	5-11	8-2	8-2	7-3	8-4	4-4	5-2	6-0	8-3	4-0	2-2	4-0	4-0	2-0	8-1	10-0	

*The NCAA began seeding at the 1979 NCAA Tournament

March Madness Numbers

Following the opening round of the 2023 NCAA Tournament, Kentucky holds many distinctions in March Madness play, including:

Appearances

1. KENTUCKY	60
2. North Carolina	52
3. Kansas	51
UCLA	51
5. Duke	45

NCAA Championships

1. UCLA	11
2. KENTUCKY	8
3. North Carolina	7
4. Duke	5
Indiana	5

Tournament Games

1. KENTUCKY	183
2. North Carolina	180
3. Kansas	165
4. Duke	158
5. UCLA	157

NCAA Final Four Appearances

1. North Carolina	21
2. UCLA	19
3. KENTUCKY	17
Duke	17
5. Kansas	16

Tournament Wins

1. North Carolina	131
2. KENTUCKY	130
3. Duke	119
4. Kansas	116
5. UCLA	113

NCAA Elite Eight Appearances

1. KENTUCKY	34
2. North Carolina	29
3. UCLA	23
Duke	23
Kansas	23

UK NCAA TEAM SINGLE-GAME RECORDS

MOST POINTS

113, Mount Saint Mary's (1995, 1st Round)
110, San Jose State (1996, 1st Round)
109, Notre Dame (1970, Sweet 16)
106, Florida State (1993, Elite 8)
106, Iowa State (1992, 2nd Round)
106, Austin Peay (1973, Sweet 16) [OT]
by Opponent
107 by Western Kentucky (1971, Sweet 16)
106 by Jacksonville (1970, Elite 8)
104 by Duke (1992, Elite 8) [OT]

FEWEST POINTS

28, Dartmouth (1942, Elite 8)
37, Ohio State (1945, Sweet 16)
40, Georgetown (1984, Final Four)
44, Middle Tennessee (1982, 1st Round)
by Opponent
36, Oklahoma State (1949, Championship)
39, West Virginia (2015, Sweet 16)
40, Miami, Ohio (1999, Sweet 16)
42, Baylor (1948, Championship)

FIELD GOALS

50, Austin Peay (1973, Sweet 16)
43, Notre Dame (1970, Sweet 16)
43, Marquette (1968, Sweet 16)
43, Marquette (1959, Regional Cons.)
42, San Jose State (1996, 1st Round)
by Opponent
46 by Austin Peay (1973, Sweet 16)
42 by Western Kentucky (1971, Sweet 16)

FIELD GOALS ATTEMPTED

99, Miami, Ohio (1958, Sweet 16)
97, Austin Peay (1973, Sweet 16)
89, Jacksonville (1970, Elite 8)
86, UCLA (1975, Championship)
84, Loyola (1964, Regional Cons.)
by Opponent
99 by Austin Peay (1973, Sweet 16)
87 by Michigan State (1957, Elite 8)
85 by Michigan (1966, Elite 8)

HIGHEST FIELD-GOAL PERCENTAGE

.667, Southern (1988, 1st Round) [38-of-57]
.621, Miami, Ohio (1978, Sweet 16) [41-of-66]
.619, Wake Forest (1993, Sweet 16) [39-of-63]
.615, Utah (2005, Sweet 16) [24-of-39]
.615, IUPUI (2003, 1st Round) [40-of-65]
by Opponent
.660 by Ohio State (1987, 1st Round) [33-of-50]
.654 by Duke (1992, Elite 8) [34-of-52]
.605 by North Carolina (1977, Elite 8) [23-of-38]

LOWEST FIELD-GOAL PERCENTAGE

.245, Georgetown (1984, Final Four) [13-of-53]
.280, North Carolina (1995, Elite 8) [21-of-75]
.302, Temple (1958, Final Four) [19-of-63]
.311, UAB (2006, 1st Round) [19-of-61]
.316, Marquette (1994, 2nd Round) [24-of-76]
by Opponent
.241 by West Virginia (2015, Sweet 16) [13-of-54]
.263 by Stony Brook (2016, First Round) [20-76]
.282 by Notre Dame (1958, Elite 8) [22-of-78]
.288 by Hampton (2015, 2nd Round) [17-of-59]

3-POINT FIELD GOALS

16, Wake Forest (1993, Sweet 16)
15, East Tennessee State (2010, 1st Round)
13, Iowa (2001, 2nd Round)
13, Mount Saint Mary's (1995, 1st Round)
12, North Carolina (2011, Elite 8)
12, Syracuse (1996, Championship)

by Opponent

13 by Arizona State (1995, Sweet 16)
12 by Kansas (1999, 2nd Round)

3-POINT FIELD GOALS ATTEMPTED

38, Marquette (1994, 2nd Round)
36, North Carolina (1995, Elite 8)
33, East Tennessee State (2010, 1st Round)
32, West Virginia (2010, Elite 8)
30, Arizona (1997, Championship)
by Opponent
33 by Davidson (2018, 1st Round)
32 by Northern Kentucky (2017, 1st Round)
32 by St. Bonaventure (2000, 1st Round)

3-POINT FIELD-GOAL PERCENTAGE (MIN. 10 ATTEMPTS)

.667, Wake Forest (1993, Sweet 16) [16-of-24]
.636, Wake Forest (1996, Elite 8) [7-of-11]
.583, Cincinnati (2005, 2nd Round) [7-of-12]
.571, New Mexico State (1999, 1st Round) [8-of-14]
.545, North Carolina (2011, Elite 8) [12-of-22]
.545, Duke (1992, Elite 8) [12-of-22]
by Opponent
.625 by Kansas (2007, 2nd Round) [10-of-16]
.571 by USC (2001, Sweet 16) [8-of-14]
.556 by Holy Cross (2001, Sweet 16) [10-of-18]

FREE THROWS

35, Indiana (2012, Sweet 16)
33, Tennessee State (1994, 1st Round)
30, Washington (1985, 1st Round)
30, Ohio State (1961, Elite 8)
30, Pittsburgh (1957, Sweet 16)
by Opponent

38 by Loyola (1964, Regional Cons.)
34 by Arizona (1997, Championship)
34 by Iowa State (1992, 2nd Round)

FREE THROWS ATTEMPTED

48, Tennessee State (1994, 1st Round)
41, Pittsburgh (1957, Sweet 16)
40, Washington (1985, 1st Round)
39, Ohio State (1961, Elite 8)
38, Syracuse (1975, Final Four)
by Opponent
44 by Loyola (1964, Regional Cons.)
41 by Arizona (1997, Championship)
40 by UAB (1981, 2nd Round)

FREE-THROW PERCENTAGE (MIN. 10 ATTEMPTS)

1.000, Utah (2003, Sweet 16) [18-of-18]
.946, Indiana (2012, Sweet 16) [35-of-37]
.944, Connecticut (2006, 2nd Round) [17-of-18]
.900, Dayton (1966, Sweet 16) [18-of-20]
.900, Wisconsin (2015, Final Four) [9-of-10]
by Opponent
1.000 by Villanova (1988, Sweet 16) [17-of-17]
.950 by Wisconsin (2014, Final Four) [19-of-20]
.917 by Utah (1997, Elite 8) [11-of-12]
.917 by North Carolina (1977, Elite 8) [33-of-36]

REBOUND MARGIN

+27, Abilene Christina (2019, 1st Round)
+26, Florida State (1993, Sweet 16)
+23, Florida State (1980, 2nd Round)
+20, Hampton (2105, 2nd Round)
+20, Davidson (1986, 1st Round)
by Opponent
+25 by Marquette (1971, Regional Cons.)
+24 by Ohio State (1961, Elite 8)
+15 by Utah (1998, Championship)

ASSISTS

35, San Jose State (1996, 1st Round)
33, Mount St. Mary's (1995, 1st Round)
27, East Tennessee State (2010, 1st Round)
27, Arizona State (1995, Sweet 16)
26, Iowa State (1992, 2nd Round)
by Opponent
23 by Duke (1992, Elite 8)
23 by UCLA (1975, Championship)
21 by Marquette (2003, Elite 8)

MOST TURNOVERS

25, Southern (1988, 1st Round)
23, Florida State (1978, 1st Round)
21, Syracuse (2000, 2nd Round)
20, Florida State (1993, Elite 8)
20, Louisville (1984, Sweet 16)
by Opponent
30 by Old Dominion (1992, 1st Round)
28 by Tennessee State (1994, 1st Round)
26 by Minnesota (1997, Final Four)
26 by San Jose State (1996, 1st Round)

FEWEST TURNOVERS

4, Wisconsin (2014, Final Four)
6, UCLA (2017, Sweet 16)
6, Wisconsin (2015, Final Four)
6, Indiana (2012, Sweet 16)
6, Stanford (1998, Final Four)
6, Utah (1996, Sweet 16)
by Opponent
4 by Florida State (1978, 1st Round)
5 by St. John's (1995, Sweet 16)
6 by Duke (1998, Elite 8)

BLOCKS

15, Stony Brook (2016, 1st Round)
14, UCLA (1998, Sweet 16)
11, Kansas (2012, National Championship)
11, Ohio State (2011, Sweet 16)
11, East Tennessee State (2010, 1st Round)
11, South Carolina State (1998, 1st Round)
11, Montana (1997, 1st Round)
by Opponent
9 by North Carolina (2017, Elite Eight)
9 by Florida State (1978, 1st Round)
8 by Massachusetts (1996, Final Four)
8 by Middle Tennessee (1982, 1st Round)

STEALS

17, San Jose State (1996, 1st Round)
17, Tennessee State (1994, 1st Round)
16, Marquette (1994, 2nd Round)
16, Old Dominion (1992, 1st Round)
14, Minnesota (1997, Final Four)
14, Montana (1997, 1st Round)
by Opponent
13 by Florida A&M (2004, 1st Round)
11 by Kansas State (2018, Sweet 16)
11 by East Tennessee State (2010, 1st Round)
11 by USC (2001, Sweet 16)
11 by Louisville (1983, Elite 8)

WINNING MARGIN

+46, Mount St. Mary's, (1995 1st Round) [113-67]
+44, Rider, (1993, 1st Round) [96-52]
+39, West Virginia, (2015, Sweet 16) [78-39]
+38, Montana, (1997, 1st Round) [92-54]
+38, San Jose State, (1996, 1st Round) [110-72]

UK NCAA INDIVIDUAL SINGLE-GAME RECORDS

POINTS

44, Dan Issel vs. Notre Dame (1970, Sweet 16)
41, Tayshaun Prince vs. Tulsa (2002, 2nd Round)
41, Jack Givens vs. Duke (1978, Championship)
39, De'Aaron Fox vs. UCLA (2017, Sweet 16)
36, Dan Issel vs. Miami, Ohio (1969, Regional Cons.)
36, Dan Issel vs. Marquette (1968, Sweet 16)

Opponent

52 Austin Carr, Notre Dame (1970, Sweet 16)
36 Henry Finkel, Dayton (1966, Sweet 16)
35 Jim McDaniels, Western Kentucky (1971, Sweet 16)
34 Carl Cain, Iowa (1956, Elite 8)
33 Kent Benson, Indiana (1975, Elite 8)
33 Jerry Lucas, Ohio State (1962, Elite 8)
33 Jerry Lucas, Ohio State (1961, Elite 8)

FIELD GOALS

18, Jack Givens vs. Duke (1978, Championship) [27 att.]
17, Dan Issel vs. Notre Dame (1970, Sweet 16) [28 att.]
15, Jim Andrews vs. Austin Peay (1973, Sweet 16) [19 att.]
14, Tayshaun Prince vs. Tulsa (2002, 2nd Round) [21 att.]
14, Dan Issel vs. Marquette (1968, Sweet 16) [18 att.]
14, Louie Dampier vs. Dayton (1966, Sweet 16) [23 att.]
14, Bob Burrow vs. Wayne State (1956, Sweet 16)
Opponent
22 Austin Carr, Notre Dame (1970, 1st Round) [35 att.]
15 Henry Finkel, Dayton (1966, Sweet 16) [26 att.]

FIELD GOALS ATTEMPTED

30, Kevin Grevey vs. UCLA (1975, Championship)
29, Bill Spivey vs. Kansas State (1951, Championship)
28, Dan Issel vs. Notre Dame (1970, Sweet 16)
27, Jack Givens vs. Duke (1978, Championship)
27, Pat Riley vs. Michigan (1966, Elite 8)
27, Cotton Nash vs. Loyola (1964, Regional Cons.)
Opponent
35 Austin Carr, Notre Dame (1970, 1st Round)
32 Elgin Baylor, Seattle (1958, Championship)
31 James Williams, Austin Peay (1973, Sweet 16)
29 Don Hennon, Pittsburgh (1957, Sweet 16)
26 Ron Carter, VMI (1977, Sweet 16)
26 Henry Finkel, Dayton (1966, Sweet 16)
26 Bob Brown, Louisville (1951, 1st Round)

FIELD-GOAL PERCENTAGE (MIN. 8 ATTEMPTS)

1.000, Kenny Walker vs. Western Kentucky (1986, 2nd Round) [11-11]
.909, Travis Ford vs. Wake Forest (1993, Sweet 16) [10-11]
.900, DeMarcus Cousins vs. Wake Forest (2010, 2nd Round) [9-10]
.900, Patrick Patterson vs. East Tennessee State (2010, 1st Round) [9-10]
.875, Three times last by Anthony Davis [7-8] vs. Louisville (2012, Final Four)
Opponent
1.000 Christian Laettner, Duke (1992, Elite 8) [10-10]
.900 Ben Caton, Utah (1996, Sweet 16) [9-10]
.875 Ric Cobb, Marquette (1969, Sweet 16) [7-8]
.818 Randy Ayers, Miami, Ohio (1978, Sweet 16) [9-11]

3-POINT FIELD GOALS

8, Eric Bledsoe vs. East Tennessee St. (2010, 1st Round)
7, Tony Delk vs. Syracuse (1996, Championship)
6, Tayshaun Prince vs. Tulsa (2002, 2nd Round)
6, Tayshaun Prince vs. Iowa (2001, 2nd Round)
5, 16 times, last Antonio Reeves vs. Providence (2023, 1st Round)

Opponent

6 Eight times, last by Armoni Brooks, Houston, (2019, Sweet 16)

3-POINT FIELD GOALS ATTEMPTED

14, Tony Delk vs. North Carolina (1995, Elite 8)
12, Scott Padgett vs. Arizona (1997, Championship)
12, Tony Delk vs. Syracuse (1996, Championship)
12, Tony Delk vs. Marquette (1994, 2nd Round)
11, Brandon Knight vs. UConn (2011, Final Four)
11, Brandon Knight vs. North Carolina (2011, Elite 8)
Opponent
18, Jeff Boschee, Kansas (1999, 2nd Round)
14, Terrence Woods, Florida A&M (2004, 1st Round)
12, Armoni Brooks, Houston (2019, Sweet 16)
12, Fletcher Magee, Wofford, (2019, 2nd Round)

3-POINT FIELD-GOAL PERCENTAGE (MIN. 5 ATTEMPTS)

1.000, Jamal Mashburn vs. Wake Forest (1993, Sweet 16) [5-5]
.889, Eric Bledsoe vs. East Tennessee State (2010, 1st Round) [8-9]
.833, Cameron Mills vs. St. Joseph's (1997, Sweet 16) [5-6]
.833, Travis Ford vs. Wake Forest (1993, Sweet 16) [5-6]
.800, John Pelphrey vs. Iowa State (1992, 2nd Round) [4-5]
Opponent
.857 Brandon Rush, Kansas (2007, 2nd Round) [6-7]
.833 Shannon Brown, Michigan State (2005, Elite Eight) [5-6]
.800 Nathan Hoover, Wofford (2019, 2nd Round) [4-5]
.800 Isaac Hamilton, UCLA (2017, Sweet 16) [4-5]

FREE THROWS

17, Roger Newman vs. Ohio State (1961, Elite 8)
14, Randolph Morris vs. Kansas (2007, 2nd Round)
13, Five times, last by De'Aaron Fox vs. UCLA (2017, Sweet 16)
Opponent
16 John Riser, Pittsburgh (1957, Sweet 16)
15 Ron Bayless, Iowa State (1992, 2nd Round)
14 Miles Simon, Arizona (1997, Championship)
14 Dean Meminger, Marquette (1971, Regional Cons.)
14 Jim Coleman, Loyola (1964, Elite 8)

FREE THROWS ATTEMPTED

22, Roger Newman vs. Ohio State (1961, Elite 8)
20, PJ Washington vs. Kansas St. (2018, Sweet 16)
19, Rodrick Rhodes vs. Tennessee St. (1994, 1st Round)
17, Scott Padgett vs. Kansas (1999, 2nd Round)
Opponent
18 Robert Kendrick, Wayne State (1956, Sweet 16)
17 Miles Simon, Arizona (1997, Championship)
17 Dean Meminger, Marquette (1971, Regional Cons.)
17 Jim Coleman, Loyola (1964, Elite 8)
17 John Riser, Pittsburgh (1957, Sweet 16)

FREE-THROW PERCENTAGE

(MIN. 10 ATTEMPTS)

1.000, 11 times, last by Michael Kidd-Gilchrist vs. Indiana (2012, Sweet 16) [10-10]

Opponent

1.000, 14 times last by Jared Harper, Auburn (2019, Elite 8) [11-11]

REBOUNDS

25, Oscar Tshiebwe vs. Providence (2023, 1st Round)
24, Jerry Bird vs. Iowa (1956, Elite Eight)
21, Bill Spivey vs. Kansas State (1951, Championship)
18, Bam Adebayo vs. NKU (2017, 1st Round)
Opponent
30, Jerry Lucas, Ohio State (1961, Elite 8)
23, Kent Benson, Indiana (1975, Elite 8)
20, Artis Gilmore, Jacksonville (1970, Elite 8)
19, Elgin Baylor, Seattle (1958, Championship)

ASSISTS

14, Dicky Beal vs. BYU (1984, 2nd Round)
11, John Wall vs. E. Tennessee State (2010, 1st Round)
9, Seven times, last by Ramel Bradley vs. Kansas (2007, 2nd Round)
Opponent
14 Andre McCarter, UCLA (1975, Championship)
12 by Edgar Padilla, Massachusetts (1996, Final Four)
11 by Dwayne Wade, Marquette (2003, Elite 8)
11 by Mateen Cleaves, Michigan State (1999, Elite 8)
11 by Bruce Douglass, Illinois (1984, Elite 8)

BLOCKS

7, Anthony Davis vs. WKU (2012, 2nd Round)
6, Skal Labissiere vs. Stony Brook (2016, 1st Round)
6, Anthony Davis vs. Kansas (2012, Championship)
6, Anthony Davis vs. Baylor (2012, Elite 8)
6, Jamaal Magloire vs. UCLA (1998, Sweet 16)
6, Nazr Mohammed vs. UCLA (1998, Sweet 16)
Opponent
6, Marcus Camby, Massachusetts (1996, Final Four)
5, Buck Hailey, Middle Tennessee (1982, 1st Round)
5, Bo Ellis, Marquette (1975, 1st Round)
4, Eight times, last by Kennedy Meeks, North Carolina (2017, Elite 8)

STEALS

6, Anthony Epps vs. San Jose State (1996, 1st Round)
6, Antoine Walker vs. San Jose State (1996, 1st Round)
6, Dicky Beal vs. Louisville (1984, Sweet 16)
5, Nine times, last Shai Gilgeous-Alexander vs. Davidson (2018, 1st Round)
Opponent
5, Terrence Woods, Florida A&M (2004, 1st Round)
5, Tim Horton, Tennessee State (1994, 1st Round)
4, 16 times, last by Reginald Johnson, Hampton (2015, 1st Round)



ADOU THIERO 3

Freshman | Guard | 6-6 | 200 | Leetsdale, Pa. | Quaker Valley HS

2022-23 SEASON/CAREER HIGHS*

Points		
Season	7, at Arkansas (3/4/23)	
Career	7, at Arkansas (3/4/23)	
Rebounds		
Season	5, 3x, last at Arkansas (3/4/23)	
Career	5, 3x, last at Arkansas (3/4/23)	
Field Goals		
Season	2, 2x, last at Arkansas (3/4/23)	
Career	2, 2x, last at Arkansas (3/4/23)	
Field Goals Attempted		
Season	6, at Arkansas (3/4/23)	
Career	6, at Arkansas (3/4/23)	
3-Point Field Goals		
Season	1, 3x, last AUBURN (2/25/23)	
Career	1, 3x, last AUBURN (2/25/23)	
3-Point Field Goals Attempted		
Season	2, 2x, last at Arkansas (3/4/23)	
Career	2, 2x, last at Arkansas (3/4/23)	
Free Throws		
Season	4, 2x, last at Tennessee (13/14/23)	
Career	4, 2x, last at Tennessee (13/14/23)	
Free Throws Attempted		
Season	6, 2x, last at Arkansas (3/4/23)	
Career	6, 2x, last at Arkansas (3/4/23)	
Assists		
Season	2, at Arkansas (3/4/23)	
Career	2, at Arkansas (3/4/23)	
Steals		
Season	2, at Tennessee (1/14/23)	
Career	2, at Tennessee (1/14/23)	
Blocked Shots		
Season	2, NORTH FLORIDA (11/23/22)	
Career	2, NORTH FLORIDA (11/23/22)	
Minutes Played		
Season	24, at Arkansas (3/4/23)	
Career	24, at Arkansas (3/4/23)	
MISCELLANEOUS		
	2022-23	CAREER*
Dunks	2	2
Double-Figure Scoring Games	0	0
Double-Figure Rebounding Games	0	0
Games With Double-Double	0	0
Games Led UK in Scoring	0	0
Games Led UK in Rebounding	0	0
Games Led UK in Assists	0	0
Games Led UK in Steals	4	4
Games Led UK in Blocks	3	3
Games With 3+ Assists	0	0
Games With 3+ Blocks	0	0
Games With 3+ Steals	0	0
Games With 3+ Three-Pointers	0	0

- Totaled a career-high seven points and two steals while tying his career-best with five boards in a career-high 24 minutes in win at Arkansas
- Had four points, four rebounds and a blocked shot in the win at Mississippi State
- Tallied two points and had a block in six important minutes at Ole Miss
- Scored four points and had a pair of steals in 13 minutes in the win at No. 5 Tennessee
- Went for five boards, an assist, a block and a steal in a career-high 18 minutes at Alabama
- Chipped in with five points and three boards at Missouri
- Had five points and a pair of blocks against North Florida
- Logged six points, four boards and an assist in win over South Carolina State
- Totaled four points and five rebounds against Howard in collegiate debut
- Notched 21 points, 12 rebounds, six assists and three steals in the Blue-White Game
- Scored 6.3 points and added 3.0 rebounds in 14.3 minutes per game in four appearances in The Bahamas
- Averaged 23.3 points, 10.3 rebounds, 5.9 assists, 3.9 steals and 2.3 blocks per game and directed Quaker Valley to a 27-1 record and a 14-0 mark in league play as a senior in high school
- Finished his career with 1,624 career points which ranked as the third most in team history
- Had a 44-point performance against Hopewell which snapped the school's single-game scoring record

Game-By-Game Statistics

Opponent	Date	GS	Min	FG-A	Pct.	3FG-A	Pct.	FT-A	Pct.	Off-Def-Tot	PF	Ast	TO	Blk	Stl	Pts
HOWARD	11/7	14		0-1	.000	0-0	.000	4-6	.667	1-4-5	0	1	1	0	0	4
DUQUESNE	11/11			DNP - Coach's decision												
vs. Michigan State	11/15			DNP - Coach's decision												
S. CAROLINA STATE	11/17	9		2-3	.667	0-0	.000	2-3	.667	1-3-4	3	1	2	0	0	6
at Gonzaga	11/20			DNP - Coach's decision												
NORTH FLORIDA	11/23	12		1-2	.500	1-2	.500	2-2	1.000	0-1-1	2	0	0	2	0	5
BELLARMINE	11/29			DNP - Coach's decision												
vs. Michigan	12/4			DNP - Coach's decision												
YALE	12/10			DNP - Coach's decision												
vs. UCLA	12/17			DNP - Coach's decision												
FLORIDA A&M	12/21	3		0-1	.000	0-1	.000	0-0	.000	1-0-1	0	0	0	0	1	0
at Missouri	12/28	17		1-1	1.000	1-1	1.000	2-3	.667	2-1-3	2	1	0	0	1	5
LOUISVILLE	12/31	7		0-0	.000	0-0	.000	0-0	.000	0-0-0	0	0	0	0	0	0
LSU	1/3			DNP - Coach's decision												
at Alabama	1/7	18		0-2	.000	0-1	.000	0-0	.000	1-4-5	2	1	1	1	1	0
SOUTH CAROLINA	1/10			DNP - Coach's decision												
at Tennessee	1/14	13		0-3	.000	0-0	.000	4-4	1.000	0-0-0	3	0	2	0	2	4
GEORGIA	1/17	3		0-0	.000	0-0	.000	0-0	.000	0-0-0	2	0	0	0	1	0
TEXAS A&M	1/21			DNP - Coach's decision												
at Vanderbilt	1/24			DNP - Coach's decision												
KANSAS	1/28			DNP - Coach's decision												
at Ole Miss	1/31	6		0-0	.000	0-0	.000	2-4	.500	0-1-1	0	1	0	1	0	2
FLORIDA	2/4			DNP - Coach's decision												
ARKANSAS	2/7			DNP - Coach's decision												
at Georgia	2/11	16		0-2	.000	0-1	.000	2-3	.667	2-1-3	2	1	2	0	1	2
at Mississippi State	2/15	8		1-1	1.000	0-0	.000	2-2	1.000	2-2-4	2	0	0	1	0	4
TENNESSEE	2/18	14		0-1	.000	0-0	.000	0-0	.000	0-1-1	3	0	0	1	0	0
at Florida	2/22	5		1-1	1.000	0-0	.000	0-0	.000	1-0-1	0	0	0	0	0	2
AUBURN	2/25	11		1-3	.333	1-1	1.000	0-0	.000	1-1-2	1	0	2	0	1	3
VANDERBILT	3/1	7		1-2	.500	0-0	.000	0-0	.000	1-0-1	1	0	1	0	0	2
at Arkansas	3/4	24		2-6	.333	0-2	.000	3-6	.500	3-2-5	2	2	2	0	1	7
vs. Vanderbilt	3/10	1		0-0	.000	0-0	.000	0-0	.000	0-0-0	0	0	0	0	0	0
vs. Providence	3/17	2		0-0	.000	0-0	.000	0-0	.000	0-0-0	0	0	0	0	0	0

Career Statistics

Year	GP-GS	Min-Avg	FG-FGA	Pct	3FG-FGA	Pct	FT-FTA	Pct	Off-Def-Tot-Avg	PF-FO	Ast	TO	Blk	Stl	Pts	Avg
2022-23	19-0	189-9.9	10-29	.345	3-9	.333	23-33	.697	16-21-37-2.1	25-0	8	13	6	9	46	2.4
TOTAL	19-0	189-9.9	10-29	.345	3-9	.333	23-33	.697	16-21-37-2.1	25-0	8	13	6	9	46	2.4



DAIMION COLLINS 4

Sophomore | Forward | 6-9 | 210 | Atlanta, Texas | Atlanta HS

2022-23 SEASON/CAREER HIGHS

Points		
Season	7, ARKANSAS (2/7/23)	
Career	14, ROBERT MORRIS (11/12/21)	
Rebounds		
Season	7, S. CAROLINA ST. (11/17/22)	
Career	8, HIGH POINT (12/31/21)	
Field Goals		
Season	3, ARKANSAS (2/7/23)	
Career	7, ROBERT MORRIS (11/12/21)	
Field Goals Attempted		
Season	7, NORTH FLORIDA (11/23/22)	
Career	10, NORTH FLORIDA (11/26/21)	
3-Point Field Goals		
Season	-	
Career	-	
3-Point Field Goals Attempted		
Season	1, 2x, last vs. Michigan (12/4/22)	
Career	2, NORTH FLORIDA (11/26/21)	
Free Throws		
Season	3, FLORIDA (2/4/23)	
Career	6, at Alabama (2/5/22)	
Free Throws Attempted		
Season	4, 2x, last FLORIDA (2/4/23)	
Career	6, at Alabama (2/5/22)	
Assists		
Season	1, 4x, last at Arkansas (3/4/23)	
Career	3, ROBERT MORRIS (11/12/21)	
Steals		
Season	1, 5x, last FLORIDA (2/4/23)	
Career	1, 10x, last FLORIDA (2/4/23)	
Blocked Shots		
Season	3, SOUTH CAROLINA (1/10/23)	
Career	4, ROBERT MORRIS (11/12/21)	
Minutes Played		
Season	22, SOUTH CAROLINA (1/10/23)	
Career	25, NORTH FLORIDA (11/26/21)	
MISCELLANEOUS		
	2022-23	CAREER
Dunks	9	31
Double-Figure Scoring Games	0	3
Double-Figure Rebounding Games	0	0
Games With Double-Double	0	0
Games Led UK in Scoring	0	0
Games Led UK in Rebounding	0	1
Games Led UK in Assists	0	0
Games Led UK in Steals	1	1
Games Led UK in Blocks	3	10
Games With 3+ Assists	0	1
Games With 3+ Blocks	1	4
Games With 3+ Steals	0	0
Games With 3+ Three-Pointers	0	0

- Logged four points, two boards and a block in the win at Arkansas
- Had a season-high seven points against Arkansas at home
- Hit a pair of clutch free throws late to seal the victory over Florida
- Tallied four points in two minutes to help provide a spark in the first half at Ole Miss
- Missed the game at Tennessee with a left foot injury
- Scored two points, added four rebounds and a game-high three blocks in a season-high 22 minutes vs. South Carolina
- Had four points, two boards, a block and a steal in 14 minutes at Alabama
- Scored six points and added seven rebounds in the win over South Carolina State
- Made his first appearance of the season against Michigan State after missing the Howard and Duquesne games due to personal reasons
- Had 10 points, eight boards and a pair of blocks in the Blue-White Game
- Averaged 10.0 points per game on 60.7% shooting and added 5.3 rebounds in four games in The Bahamas
- Owns a 46.5-inch vertical set at the 2022 Pro Day
- Had three double-figure scoring efforts as a freshman, including a career-high 14 against Robert Morris

Game-By-Game Statistics

Opponent	Date	GS	Min	FG-A	Pct.	3FG-A	Pct.	FT-A	Pct.	Off-Def-Tot	PF	Ast	TO	Blk	Stl	Pts
HOWARD	11/7			DNP - Personal reasons												
DUQUESNE	11/11			DNP - Personal reasons												
vs. Michigan State	11/15		18	0-1	.000	0-0	.000	2-4	.500	0-1-1	2	0	1	0	1	2
S. CAROLINA STATE	11/17		18	2-4	.500	0-0	.000	2-2	1.000	1-6-7	1	0	3	2	0	6
at Gonzaga	11/20		4	0-0	.000	0-0	.000	0-0	.000	0-0-0	1	0	1	0	1	0
NORTH FLORIDA	11/23		17	2-7	.286	0-1	.000	0-0	.000	1-4-5	4	1	1	2	0	4
BELLARMINE	11/29		9	0-1	.000	0-0	.000	0-0	.000	2-1-3	2	0	3	0	0	0
vs. Michigan	12/4		13	0-2	.000	0-1	.000	1-2	.500	0-5-5	0	0	1	0	0	1
YALE	12/10		6	0-1	.000	0-1	.000	0-0	.000	1-1-2	2	0	2	0	0	0
vs. UCLA	12/17			DNP - Coach's decision												
FLORIDA A&M	12/21		5	0-0	.000	0-0	.000	0-0	.000	0-1-1	1	0	0	0	0	0
at Missouri	12/28			DNP - Coach's decision												
LOUISVILLE	12/31		3	1-2	.500	0-0	.000	0-0	.000	0-0-0	0	0	0	0	0	2
LSU	1/3		8	1-3	.333	0-0	.000	0-0	.000	1-0-1	2	0	0	1	0	2
at Alabama	1/7		14	2-3	.667	0-0	.000	0-0	.000	1-1-2	1	0	1	1	1	4
SOUTH CAROLINA	1/10	*	22	1-4	.250	0-0	.000	0-1	.000	2-2-4	1	1	1	3	1	2
at Tennessee	1/14			DNP - Left foot injury												
GEORGIA	1/17			DNP - Coach's decision												
TEXAS A&M	1/21			DNP - Coach's decision												
at Vanderbilt	1/24			DNP - Coach's decision												
KANSAS	1/28			DNP - Coach's decision												
at Ole Miss	1/31		2	1-1	1.000	0-0	.000	2-3	.667	1-0-1	0	0	0	0	0	4
FLORIDA	2/4		5	0-0	.000	0-0	.000	3-4	.750	0-1-1	0	0	0	0	1	3
ARKANSAS	2/7		8	3-4	.750	0-0	.000	1-2	.500	2-0-2	2	0	1	0	0	7
at Georgia	2/11		8	0-0	.000	0-0	.000	0-0	.000	0-0-0	4	0	1	0	0	0
at Mississippi State	2/15		6	1-1	1.000	0-0	.000	0-1	.000	0-2-2	2	0	0	0	0	2
TENNESSEE	2/18		3	0-0	.000	0-0	.000	2-2	1.000	0-2-2	1	1	0	0	0	2
at Florida	2/22		2	0-2	.000	0-0	.000	0-0	.000	1-0-1	0	0	0	0	0	0
AUBURN	2/25		3	0-0	.000	0-0	.000	0-0	.000	0-1-1	0	0	0	0	0	0
VANDERBILT	3/1		6	1-2	.500	0-0	.000	0-0	.000	2-0-2	1	0	1	0	0	2
at Arkansas	3/4		5	2-2	1.000	0-0	.000	0-0	.000	1-1-2	5	1	0	1	0	4
vs. Vanderbilt	3/10		1	0-0	.000	0-0	.000	0-0	.000	0-0-0	0	0	0	0	0	0
vs. Providence	3/17		7	0-0	.000	0-0	.000	0-0	.000	1-1-2	1	0	1	0	1	0

Career Statistics

Year	GP-GS	Min-Avg	FG-FGA	Pct	3FG-FGA	Pct	FT-FTA	Pct	Off-Def-Tot-Avg	PF-FO	Ast	TO	Blk	Stl	Pts	Avg
2021-22	27-1	198-7.3	30-52	.577	0-3	.000	18-21	.857	18-37-55-2.0	33-0	4	16	20	6	78	2.9
2022-23	24-1	195-8.1	17-40	.425	0-3	.000	13-21	.619	17-30-47-2.0	33-1	4	18	10	6	47	2.0
TOTAL	51-2	393-7.7	47-92	.511	0-6	.000	31-42	.738	35-67-102-2.0	66-1	8	34	30	12	125	2.5



BRENNAN CANADA 14

Senior | Forward | 6-6 | 205 | Mount Sterling, Ky. | George Rogers Clark HS

- Made his first career start on Senior Day against Vanderbilt
- Drained first-career 3-pointer in win over South Carolina State
- Hauled in a rebound in two minutes of action against Howard
- Scored five points in seven minutes against Kentucky State
- Put on scholarship in January
- Graduated with a degree in communication and is now pursuing a graduate certificate in sport, fitness and recreation management
- Inducted into UK's Frank G. Ham Society of Character which honors student-athletes who have shown an extraordinary commitment to academic excellence, athletic participation, personal development, career preparation and serving as a role model
- Played in a career-high nine games and scored in three contests as a junior
- Student Athletic Advisory Committee member

2022-23 SEASON/CAREER HIGHS		
Points		
Season	3, S. CAROLINA ST. (11/17/22)	
Career	3, S. CAROLINA ST. (11/17/22)	
Rebounds		
Season	1, HOWARD (11/7/22)	
Career	1, 2x, last HOWARD (11/7/22)	
Field Goals		
Season	1, S. CAROLINA ST. (11/17/22)	
Career	1, 4x, last S. CAROLINA ST. (11/17/22)	
Field Goals Attempted		
Season	1, 3x, last NORTH FLORIDA (11/23/22)	
Career	2, WESTERN KENTUCKY (12/22/21)	
3-Point Field Goals		
Season	1, S. CAROLINA ST. (11/17/22)	
Career	1, S. CAROLINA ST. (11/17/22)	
3-Point Field Goals Attempted		
Season	1, 3x, last N. FLORIDA (11/23/22)	
Career	1, 3x, last N. FLORIDA (11/23/22)	
Free Throws		
Season	-	
Career	-	
Free Throws Attempted		
Season	-	
Career	-	
Assists		
Season	-	
Career	1, UALBANY (11/22/21)	
Steals		
Season	-	
Career	1, SOUTH CAROLINA (3/6/21)	
Blocked Shots		
Season	-	
Career	1, TENNESSEE (1/15/22)	
Minutes Played		
Season	2, 4x, last AUBURN (11/23/22)	
Career	3, HIGH POINT (12/31/21)	
MISCELLANEOUS		
	2022-23	CAREER
Dunks	0	0
Double-Figure		
Scoring Games	0	0
Double-Figure		
Rebounding Games	0	0
Games With		
Double-Double	0	0
Games Led UK		
in Scoring	0	0
Games Led UK		
in Rebounding	0	0
Games Led UK		
in Assists	0	0
Games Led UK		
in Steals	0	0
Games Led UK		
in Blocks	0	1
Games With		
3+ Assists	0	0
Games With		
3+ Blocks	0	0
Games With		
3+ Steals	0	0
Games With		
3+ Three-Pointers	0	0

Game-By-Game Statistics

Opponent	Date	GS	Min	FG-A	Pct.	3FG-A	Pct.	FT-A	Pct.	Off-Def-Tot	PF	Ast	TO	Blk	Stl	Pts
HOWARD	11/7		2	0-1	.000	0-1	.000	0-0	.000	0-1-1	0	0	0	0	0	0
DUQUESNE	11/11			DNP - Illness												
vs. Michigan State	11/15			DNP - Coach's decision												
S. CAROLINA STATE	11/17		2	1-1	1.000	1-1	1.000	0-0	.000	0-0-0	0	0	0	0	0	3
at Gonzaga	11/20			DNP - Coach's decision												
NORTH FLORIDA	11/23		2	0-1	.000	0-1	.000	0-0	.000	0-0-0	1	0	1	0	0	0
BELLARMINE	11/29			DNP - Coach's decision												
vs. Michigan	12/4			DNP - Coach's decision												
YALE	12/10			DNP - Coach's decision												
vs. UCLA	12/17			DNP - Coach's decision												
FLORIDA A&M	12/21			DNP - Coach's decision												
at Missouri	12/28			DNP - Coach's decision												
LOUISVILLE	12/31			DNP - Coach's decision												
LSU	1/3			DNP - Coach's decision												
at Alabama	1/7			DNP - Coach's decision												
SOUTH CAROLINA	1/10			DNP - Coach's decision												
at Tennessee	1/14			DNP - Coach's decision												
GEORGIA	1/17			DNP - Coach's decision												
TEXAS A&M	1/21			DNP - Coach's decision												
at Vanderbilt	1/24			DNP - Coach's decision												
KANSAS	1/28			DNP - Coach's decision												
at Ole Miss	1/31			DNP - Coach's decision												
FLORIDA	2/4			DNP - Coach's decision												
ARKANSAS	2/7			DNP - Coach's decision												
at Georgia	2/11			DNP - Coach's decision												
at Mississippi State	2/15			DNP - Coach's decision												
TENNESSEE	2/18			DNP - Coach's decision												
at Florida	2/22			DNP - Coach's decision												
AUBURN	2/25		2	0-0	.000	0-0	.000	0-0	.000	0-0-0	0	0	0	0	0	0
VANDERBILT	3/1		* 1	0-0	.000	0-0	.000	0-0	.000	0-0-0	0	0	0	0	0	0
at Arkansas	3/4			DNP - Coach's decision												
vs. Vanderbilt	3/10			DNP - Coach's decision												
vs. Providence	3/17			DNP - Coach's decision												

Career Statistics

Year	GP-GS	Min-Avg	FG-FGA	Pct	3FG-FGA	Pct	FT-FTA	Pct	Off-Def-Tot-Avg	PF-FO	Ast	TO	Blk	Stl	Pts	Avg
2019-20	4-0	3-0.8	0-0	.000	0-0	.000	0-0	.000	0-0-0-0.0	0-0	0	1	0	0	0	0.0
2020-21	2-0	3-1.5	0-0	.000	0-0	.000	0-0	.000	0-0-0-0.0	0-0	0	2	0	1	0	0.0
2021-22	9-0	13-1.4	3-4	.750	0-1	.000	0-0	.000	1-0-1-0.1	0-0	1	0	1	0	6	0.7
2022-23	5-1	9-1.8	1-3	.333	1-3	.333	0-0	.000	0-1-1-0.2	0-0	0	0	0	0	3	0.6
TOTAL	20-1	27-1.3	4-7	.571	1-4	.250	0-0	.000	1-1-2-0.1	0-0	1	3	1	1	9	0.5



WALKER HORN 21

Freshman | Guard | 6-4 | 200 | Austin, Texas | Westlake HS

- Snatched a rebound and had an assist in the win over South Carolina State
- Played two minutes against Howard in first collegiate appearance
- Son of Darrin Horn, the current head men's basketball coach at Northern Kentucky University
- State semifinalist at Westlake as a senior and the team had a 38-2 record
- Averaged 9.3 points, 5.2 assists and 2.4 rebounds as a senior
- Graduated cum laude and was a recipient of a Kentucky Provost Academic Scholarship

2022-23 SEASON/CAREER HIGHS*		
Points		
Season	-	
Career	-	
Rebounds		
Season	1, S. CAROLINA ST. (11/17/22)	
Career	1, S. CAROLINA ST. (11/17/22)	
Field Goals		
Season	-	
Career	-	
Field Goals Attempted		
Season	1, NORTH FLORIDA (11/23/22)	
Career	1, NORTH FLORIDA (11/23/22)	
3-Point Field Goals		
Season	-	
Career	-	
3-Point Field Goals Attempted		
Season	1, NORTH FLORIDA (11/23/22)	
Career	1, NORTH FLORIDA (11/23/22)	
Free Throws		
Season	-	
Career	-	
Free Throws Attempted		
Season	-	
Career	-	
Assists		
Season	1, S. CAROLINA ST. (11/17/22)	
Career	1, S. CAROLINA ST. (11/17/22)	
Steals		
Season	-	
Career	-	
Blocked Shots		
Season	-	
Career	-	
Minutes Played		
Season	2, 4x, last AUBURN (2/25/23)	
Career	2, 4x, last AUBURN (2/25/23)	
MISCELLANEOUS		
	2022-23	CAREER*
Dunks	0	0
Double-Figure		
Scoring Games	0	0
Double-Figure		
Rebounding Games	0	0
Games With		
Double-Double	0	0
Games Led UK		
in Scoring	0	0
Games Led UK		
in Rebounding	0	0
Games Led UK		
in Assists	0	0
Games Led UK		
in Steals	0	0
Games Led UK		
in Blocks	0	0
Games With		
3+ Assists	0	0
Games With		
3+ Blocks	0	0
Games With		
3+ Steals	0	0
Games With		
3+ Three-Pointers	0	0

Game-By-Game Statistics

Opponent	Date	GS	Min	FG-A	Pct.	3FG-A	Pct.	FT-A	Pct.	Off-Def-Tot	PF	Ast	TO	Blk	Stl	Pts
HOWARD	11/7	2		0-0	.000	0-0	.000	0-0	.000	0-0-0	0	0	1	0	0	0
DUQUESNE	11/11			DNP - Coach's decision												
vs. Michigan State	11/15			DNP - Coach's decision												
S. CAROLINA STATE	11/17	2		0-0	.000	0-0	.000	0-0	.000	0-1-1	0	1	1	0	0	0
at Gonzaga	11/20			DNP - Coach's decision												
NORTH FLORIDA	11/23	2		0-1	.000	0-1	.000	0-0	.000	0-0-0	1	0	1	0	0	0
BELLARMINE	11/29			DNP - Coach's decision												
vs. Michigan	12/4			DNP - Coach's decision												
YALE	12/10			DNP - Coach's decision												
vs. UCLA	12/17			DNP - Coach's decision												
FLORIDA A&M	12/21			DNP - Coach's decision												
at Missouri	12/28			DNP - Coach's decision												
LOUISVILLE	12/31			DNP - Coach's decision												
LSU	1/3			DNP - Coach's decision												
at Alabama	1/7			DNP - Coach's decision												
SOUTH CAROLINA	1/10			DNP - Coach's decision												
at Tennessee	1/14			DNP - Coach's decision												
GEORGIA	1/17			DNP - Coach's decision												
TEXAS A&M	1/21			DNP - Coach's decision												
at Vanderbilt	1/24			DNP - Coach's decision												
KANSAS	1/28			DNP - Coach's decision												
at Ole Miss	1/31			DNP - Coach's decision												
FLORIDA	2/4			DNP - Coach's decision												
ARKANSAS	2/7			DNP - Coach's decision												
at Georgia	2/11			DNP - Coach's decision												
at Mississippi State	2/15			DNP - Coach's decision												
TENNESSEE	2/18			DNP - Coach's decision												
at Florida	2/22			DNP - Coach's decision												
AUBURN	2/25	2		0-0	.000	0-0	.000	0-0	.000	0-0-0	0	0	1	0	0	0
VANDERBILT	3/1			DNP - Coach's decision												
at Arkansas	3/4			DNP - Coach's decision												
vs. Vanderbilt	3/10			DNP - Coach's decision												
vs. Providence	3/17			DNP - Coach's decision												

Career Statistics

Year	GP-GS	Min-Avg	FG-FGA	Pct	3FG-FGA	Pct	FT-FTA	Pct	Off-Def-Tot-Avg	PF-FO	Ast	TO	Blk	Stl	Pts	Avg
2022-23	4-0	8-2.0	0-1	.000	0-1	.000	0-0	.000	0-1-1-0.3	1-0	1	4	0	0	0	0.0
TOTAL	4-0	8-2.0	0-1	.000	0-1	.000	0-0	.000	0-1-1-0.3	1-0	1	4	0	0	0	0.0



CASON WALLACE 22

Freshman | Guard | 6-4 | 193 | Dallas | Richardson HS

2022-23 SEASON/CAREER HIGHS*		
Points		
Season	27, FLORIDA A&M (12/21/22)	
Career	27, FLORIDA A&M (12/21/22)	
Rebounds		
Season	8, 2x, last vs. Michigan (12/4/22)	
Career	8, 2x, last vs. Michigan (12/4/22)	
Field Goals		
Season	10, 2x, last ARKANSAS (2/7/23)	
Career	10, 2x, last ARKANSAS (2/7/23)	
Field Goals Attempted		
Season	17, ARKANSAS (2/7/23)	
Career	17, ARKANSAS (2/7/23)	
3-Point Field Goals		
Season	5, 2x, last at Missouri (12/28/22)	
Career	5, 2x, last at Missouri (12/28/22)	
3-Point Field Goals Attempted		
Season	13, at Missouri (12/28/22)	
Career	13, at Missouri (12/28/22)	
Free Throws		
Season	5, 2x, last AUBURN (2/25/23)	
Career	5, 2x, last AUBURN (2/25/23)	
Free Throws Attempted		
Season	6, AUBURN (2/25/23)	
Career	6, AUBURN (2/25/23)	
Assists		
Season	11, at Mississippi State (2/15/23)	
Career	11, at Mississippi State (2/15/23)	
Steals		
Season	8, vs. Michigan State (11/15/22)	
Career	8, vs. Michigan State (11/15/22)	
Blocked Shots		
Season	3, FLORIDA (2/4/23)	
Career	3, FLORIDA (2/4/23)	
Minutes Played		
Season	44, vs. Michigan State (11/15/22)	
Career	44, vs. Michigan State (11/15/22)	
MISCELLANEOUS		
	2022-23	CAREER*
Dunks	11	11
Double-Figure Scoring Games	17	17
Double-Figure Rebounding Games	0	0
Games With Double-Double	0	0
Games Led UK in Scoring	5	5
Games Led UK in Rebounding	0	0
Games Led UK in Assists	15	15
Games Led UK in Steals	18	18
Games Led UK in Blocks	6	6
Games With 3+ Assists	21	21
Games With 3+ Blocks	1	1
Games With 3+ Steals	7	7
Games With 3+ Three-Pointers	3	3

- SEC All-Freshman Team honoree
- Ranks among the league leaders in assist-to-turnover ratio (4th), assists per game (2nd) and steals per game (4th)
- Missed the Arkansas game with a lower leg injury, but returned for the SEC Tournament and started against Vanderbilt
- Totaled 19 points to go along with a game-high nine assists and four steals in win over Auburn
- Went for 16 points, six boards and a game-high six assists in win over No. 10 Tennessee
- Dished out a career-high 11 assists at Mississippi State. The 11 assists were the second-most in program history for a freshman in a true road game
- Had 24 points, five assists, three steals and two blocks against Arkansas
- Totaled a team-high 20 points to go along with three boards and a career-high three blocks in win over Florida on his way to his third SEC Freshman of the Week honor
- Named SEC Freshman of the Week on Jan. 30 after averaging 12.0 points, 5.5 boards, 3.0 assists and 2.5 steals for the week as the Wildcats split games at Vanderbilt and at home against No. 9 Kansas
- Went for 14 points, six rebounds, five assists and five steals against No. 9 Kansas
- Posted 17 points, an assist, a block and a steal in the win over Georgia
- Went for 17 points and five boards in win against Louisville
- Garnered SEC Freshman of the Week honors Dec. 27 after posting a career-high 27 points to go along with a career-high-tying nine assists, four steals and two boards against Florida A&M
- Had 19 points with five 3-pointers and a pair of steals at Missouri
- Named MVP of the London Showcase after charting a team-high 14 points, eight rebounds, five assists, a block and a steal. He also was a perfect 4 of 4 from behind the arc, including draining the game-clinching 3-pointer with 70 seconds to play
- Went for 14 points and four steals at Gonzaga
- Tied a UK single-game record with eight steals against Michigan State. Also added 14 points, five boards and five assists, while playing a team-high 44 minutes
- Flirted with a triple-double against Howard, going for 15 points, eight boards and a game-high nine assists
 - Only freshman in school history to have 15-9-8 in collegiate debut
- Five-star prospect who was ranked as high as No. 7 overall by Rivals
- Averaged 19.9 points, 7.4 boards and 6.1 assists per game as a senior at Richardson
 - Named the 2022 Texas Gatorade Player of the Year

Game-By-Game Statistics

Opponent	Date	GS	Min	FG-A	Pct.	3FG-A	Pct.	FT-A	Pct.	Off-Def-Tot	PF	Ast	TO	Blk	Stl	Pts
HOWARD	11/7	*	35	7-11	.636	1-2	.500	0-0	.000	2-6-8	4	9	2	0	2	15
DUQUESNE	11/11	*	27	3-6	.500	1-1	1.000	1-2	.500	2-1-3	1	4	4	1	2	8
vs. Michigan State	11/15	*	44	5-10	.500	2-5	.400	2-4	.500	2-3-5	3	5	3	1	8	14
S. CAROLINA STATE	11/17	*	24	5-7	.714	2-4	.500	0-0	.000	1-1-2	0	3	2	0	1	12
at Gonzaga	11/20	*	35	5-9	.556	2-3	.667	2-2	1.000	0-2-2	4	2	3	0	4	14
NORTH FLORIDA	11/23	*	25	3-8	.375	2-6	.333	0-0	.000	0-1-1	1	6	0	0	1	8
BELLARMINE	11/29	*	30	1-5	.200	0-3	.000	1-2	.500	1-3-4	2	3	1	0	2	3
vs. Michigan	12/4	*	36	5-8	.625	4-4	1.000	0-2	.000	4-4-8	2	5	2	1	1	14
YALE	12/10	*	35	2-4	.500	2-3	.667	2-2	1.000	3-2-5	2	2	1	0	1	8
vs. UCLA	12/17	*	33	2-13	.154	1-7	.143	2-3	.667	1-2-3	3	0	2	0	2	7
FLORIDA A&M	12/21	*	32	10-15	.667	5-6	.833	2-5	.400	1-1-2	3	9	2	0	4	27
at Missouri	12/28	*	32	7-16	.438	5-13	.385	0-0	.000	0-0-0	4	1	1	1	2	19
LOUISVILLE	12/31	*	37	6-8	.750	2-4	.500	3-4	.750	0-5-5	3	2	0	0	2	17
LSU	1/3	*	40	6-13	.462	2-7	.286	0-0	.000	0-3-3	1	4	1	0	0	14
at Alabama	1/7	*	23	1-13	.077	0-6	.000	0-0	.000	1-4-5	3	3	1	0	1	2
SOUTH CAROLINA	1/10	*	8	2-3	.667	0-0	.000	0-0	.000	0-0-0	1	1	0	0	0	4
at Tennessee	1/14	*	22	0-3	.000	0-1	.000	0-0	.000	0-3-3	4	6	5	0	2	0
GEORGIA	1/17	*	28	7-11	.636	2-4	.500	1-2	.500	0-2-2	4	1	1	1	1	17
TEXAS A&M	1/21	*	36	4-13	.308	1-7	.143	2-2	1.000	4-0-4	3	4	5	2	1	11
at Vanderbilt	1/24	*	32	4-8	.500	2-5	.400	0-0	.000	0-5-5	3	1	0	0	1	10
KANSAS	1/28	*	37	4-7	.571	2-3	.667	4-5	.800	0-6-6	3	5	2	1	5	14
at Ole Miss	1/31									DNP - Lower extremity precautionary reasons						
FLORIDA	2/4	*	28	7-10	.700	1-1	1.000	5-5	1.000	0-3-3	1	2	3	3	1	20
ARKANSAS	2/7	*	39	10-17	.588	1-3	.333	3-3	1.000	1-2-3	3	5	5	2	3	24
at Georgia	2/11	*	28	2-8	.250	0-4	.000	1-1	1.000	2-1-3	4	6	1	1	0	5
at Mississippi State	2/15	*	38	1-13	.077	0-8	.000	2-2	1.000	2-2-4	1	11	1	0	2	4
TENNESSEE	2/18	*	39	6-14	.429	0-3	.000	4-5	.800	0-6-6	2	6	3	0	1	16
at Florida	2/22	*	38	2-8	.250	0-1	.000	4-4	1.000	0-2-2	2	6	6	1	2	8
AUBURN	2/25	*	37	6-12	.500	2-2	1.000	5-6	.833	0-3-3	2	9	3	0	4	19
VANDERBILT	3/1	*	20	2-7	.286	0-2	.000	2-2	1.000	0-2-2	1	1	0	0	0	6
at Arkansas	3/4									DNP - Lower leg injury						
vs. Vanderbilt	3/10	*	38	3-10	.300	1-6	.167	0-0	.000	0-4-4	3	5	1	0	3	7
vs. Providence	3/17	*	39	2-11	.182	0-2	.000	3-5	.600	1-3-4	0	5	1	0	2	7

Career Statistics

Year	GP-GS	Min-Avg	FG-FGA	Pct	3FG-FGA	Pct	FT-FTA	Pct	Off-Def-Tot-Avg	PF-FO	Ast	TO	Blk	Stl	Pts	Avg
2022-23	31-31	996-32.1	130-301	.432	43-126	.341	51-68	.750	28-82-110-3.5	73-0	132	62	15	61	354	11.4
TOTAL	31-31	996-32.1	130-301	.432	43-126	.341	51-68	.750	28-82-110-3.5	73-0	132	62	15	61	354	11.4



CHRIS LIVINGSTON 24

Freshman | Forward | 6-6 | 220 | Akron, Ohio | Oak Hill Acad.

- SEC All-Freshman Team honoree
- Grabbed nine boards in win at Arkansas
- Produced his second-career double-double with 10 points and a career-high 15 boards in a win at Florida
- Named SEC Freshman of the Week Feb. 20 after averaging 12.5 points, 7.5 rebounds and two assists per game in wins at Mississippi State and against No. 10 Tennessee
- Notched first career double-double with 12 points and a career-best 10 boards in a season-high 37 minutes in win over No. 10 Tennessee
- Had 13 points, five rebounds, three assists and two steals in a winning effort at Mississippi State. He scored all 13 points in the second half of the Wildcats' win at Mississippi State
- Poured in nine points at Georgia
- Logged 13 points and added five boards against Arkansas
- Tallied six points, while hauling in a season-high-tying seven rebounds and playing in 31 minutes at Ole Miss
- Scored eight points on 4-of-5 shooting against No. 9 Kansas
- Had six points, four boards, a block and a steal in 18 minutes in win over No. 5 Tennessee
- Led the Cats with a career-best 14 points, including a pair of 3-pointers, against UCLA
- Had 13 points and four boards in the win over South Carolina State
- Went for nine points and five rebounds against Howard in collegiate debut
- Logged averages of 9.8 points, 5.8 rebounds and 2.0 assists per game during UK's foreign tour this summer
 - With 23 total rebounds, he trailed only Oscar Tshiebwe for the week
- Five-star prospect who was ranked as high as No. 10 overall by Rivals
- Averaged 18.2 points, 9.1 rebounds, 3.9 assists and 1.9 steals per game during his senior season at Oak Hill
 - Named the 2022 Virginia Gatorade Player of the Year and 2021 Ohio Gatorade Player of the Year
- Tabbed a McDonald's All-American and also participated in the Jordan Brand Classic
- Named MVP of the 2019 FIBA Americas U16 Championship after leading Team USA to a gold medal while averaging 14.8 points and 8.0 rebounds

2022-23 SEASON/CAREER HIGHS*		
Points		
Season	14, vs. UCLA (12/17/22)	
Career	14, vs. UCLA (12/17/22)	
Rebounds		
Season	15, at Florida (2/22/23)	
Career	15, at Florida (2/22/23)	
Field Goals		
Season	5, 2x, last ARKANSAS (2/7/23)	
Career	5, 2x, last ARKANSAS (2/7/23)	
Field Goals Attempted		
Season	11, at Florida (2/22/23)	
Career	11, at Florida (2/22/23)	
3-Point Field Goals		
Season	2, 3x, last ARKANSAS (2/7/23)	
Career	2, 3x, last ARKANSAS (2/7/23)	
3-Point Field Goals Attempted		
Season	4, LSU (1/3/23)	
Career	4, LSU (1/3/23)	
Free Throws		
Season	7, NORTH FLORIDA (11/23/22)	
Career	7, NORTH FLORIDA (11/23/22)	
Free Throws Attempted		
Season	7, 2x, last TENNESSEE (2/18/23)	
Career	7, 2x, last TENNESSEE (2/18/23)	
Assists		
Season	3, at Mississippi State (2/15/23)	
Career	3, at Mississippi State (2/15/23)	
Steals		
Season	2, 3x, last VANDERBILT (3/1/23)	
Career	2, 3x, last VANDERBILT (3/1/23)	
Blocked Shots		
Season	1, 10x, last at Arkansas (3/4/23)	
Career	1, 10x, last last at Arkansas (3/4/23)	
Minutes Played		
Season	39, at Florida (2/22/23)	
Career	39, at Florida (2/22/23)	
MISCELLANEOUS		
	2022-23	CAREER*
Dunks	9	9
Double-Figure Scoring Games	6	6
Double-Figure Rebounding Games	2	2
Games With Double-Double	2	2
Games Led UK in Scoring	1	1
Games Led UK in Rebounding	2	2
Games Led UK in Assists	0	0
Games Led UK in Steals	2	2
Games Led UK in Blocks	5	5
Games With 3+ Assists	1	1
Games With 3+ Blocks	0	0
Games With 3+ Steals	0	0
Games With 3+ Three-Pointers	0	0

Game-By-Game Statistics

Opponent	Date	GS	Min	FG-A	Pct.	3FG-A	Pct.	FT-A	Pct.	Off-Def-Tot	PF	Ast	TO	Blk	Stl	Pts
HOWARD	11/7	*	19	4-6	.667	1-2	.500	0-0	.000	1-3-4	3	0	1	0	1	9
DUQUESNE	11/11	*	19	2-7	.286	1-2	.500	0-0	.000	1-6-7	0	0	1	0	1	5
vs. Michigan State	11/15	*	12	0-3	.000	0-2	.000	1-2	.500	0-3-3	0	0	1	0	0	1
S. CAROLINA STATE	11/17		17	4-6	.667	1-2	.500	4-4	1.000	1-3-4	1	0	0	1	0	13
at Gonzaga	11/20		8	0-1	.000	0-1	.000	0-0	.000	0-2-2	1	0	0	0	0	0
NORTH FLORIDA	11/23		16	1-2	.500	0-1	.000	7-7	1.000	0-0-0	1	1	0	0	2	9
BELLMARINE	11/29		12	0-0	.000	0-0	.000	0-0	.000	1-4-5	1	1	1	0	1	0
vs. Michigan	12/4		7	1-3	.333	0-0	.000	0-0	.000	0-1-1	1	0	1	0	0	2
YALE	12/10		14	3-5	.600	1-1	1.000	0-0	.000	0-0-0	0	2	1	0	0	7
vs. UCLA	12/17		25	5-8	.625	2-3	.667	2-3	.667	2-2-4	4	0	3	1	0	14
FLORIDA A&M	12/21	*	15	3-4	.750	1-1	1.000	1-2	.500	0-2-2	1	0	0	0	0	8
at Missouri	12/28	*	11	1-5	.200	0-1	.000	0-0	.000	0-4-4	1	0	2	0	0	2
LOUISVILLE	12/31	*	21	2-6	.333	1-3	.333	0-0	.000	1-2-3	1	2	0	0	1	5
LSU	1/3	*	29	1-5	.200	1-4	.250	2-2	1.000	0-1-1	1	1	0	0	0	5
at Alabama	1/7	*	23	2-6	.333	0-3	.000	0-0	.000	2-1-3	1	0	1	0	0	4
SOUTH CAROLINA	1/10	*	14	1-3	.333	0-0	.000	0-0	.000	1-2-3	2	0	1	1	0	2
at Tennessee	1/14	*	18	2-5	.400	0-0	.000	2-2	1.000	1-3-4	2	0	1	1	1	6
GEORGIA	1/17	*	16	1-4	.250	0-1	.000	2-2	1.000	0-1-1	0	2	1	1	1	4
TEXAS A&M	1/21	*	13	2-6	.333	2-2	1.000	0-0	.000	1-1-2	2	0	1	0	0	6
at Vanderbilt	1/24	*	15	1-3	.333	0-0	.000	0-0	.000	2-0-2	1	1	1	0	0	2
KANSAS	1/28	*	17	4-5	.800	0-1	.000	0-0	.000	0-2-2	1	0	1	1	0	8
at Ole Miss	1/31	*	31	3-5	.600	0-1	.000	0-0	.000	3-4-7	5	1	0	0	0	6
FLORIDA	2/4	*	19	1-2	.500	0-1	.000	2-2	1.000	1-1-2	2	0	0	0	1	4
ARKANSAS	2/7	*	33	5-10	.500	2-3	.667	1-2	.500	1-4-5	2	0	2	0	0	13
at Georgia	2/11	*	36	4-8	.500	1-3	.333	0-0	.000	1-2-3	4	1	0	0	0	9
at Mississippi State	2/15	*	32	3-6	.500	1-3	.333	6-6	1.000	1-4-5	2	3	1	1	2	13
TENNESSEE	2/18	*	37	4-5	.800	1-1	1.000	3-7	.429	3-7-10	3	1	0	1	0	12
at Florida	2/22	*	39	4-11	.364	0-3	.000	2-3	.667	4-11-15	3	2	0	1	0	10
AUBURN	2/25	*	23	2-4	.500	0-1	.000	2-2	1.000	1-1-2	3	1	2	0	0	6
VANDERBILT	3/1		32	3-7	.429	1-2	.500	1-2	.500	1-6-7	3	0	0	0	2	8
at Arkansas	3/4	*	34	0-5	.000	0-3	.000	1-4	.250	0-9-9	4	1	4	1	1	1
vs. Vanderbilt	3/10	*	32	2-7	.286	0-3	.000	0-0	.000	2-5-7	0	2	1	0	0	4
vs. Providence	3/17	*	34	3-8	.375	0-1	.000	0-0	.000	1-5-6	1	0	1	1	0	6

Career Statistics

Year	GP-GS	Min-Avg	FG-FGA	Pct	3FG-FGA	Pct	FT-FTA	Pct	Off-Def-Tot-Avg	PF-FO	Ast	TO	Blk	Stl	Pts	Avg
2022-23	33-25	725-22.0	74-171	.433	17-55	.309	39-52	.750	33-102-135-4.1	57-1	22	29	11	14	204	6.2
TOTAL	33-25	725-22.0	74-171	.433	17-55	.309	39-52	.750	33-102-135-4.1	57-1	22	29	11	14	204	6.2



KAREEM WATKINS 25

Junior | Guard | 5-8 | 175 | Camden, N.J. | Kingsway Regional HS

- Had an assist in the win over North Florida
- Logged two minutes of action in the Howard and South Carolina State wins
- Saw action in a career-high nine games in 2021-22
- Has appeared in 10 career games in a two-year career with the Wildcats
- Charted a pair of assists during UK's foreign tour in The Bahamas

2022-23 SEASON/CAREER HIGHS

Points		
Season	-	
Career	-	
Rebounds		
Season	-	
Career	1, 3x, last CENTRAL MICH. (11/29/21)	
Field Goals		
Season	-	
Career	-	
Field Goals Attempted		
Season	1, AUBURN (2/25/23)	
Career	1, 2x, last AUBURN (2/25/23)	
3-Point Field Goals		
Season	-	
Career	-	
3-Point Field Goals Attempted		
Season	1, AUBURN (2/25/23)	
Career	1, AUBURN (2/25/23)	
Free Throws		
Season	-	
Career	-	
Free Throws Attempted		
Season	-	
Career	-	
Assists		
Season	1, NORTH FLORIDA (11/23/22)	
Career	1, 3x, last N. FLORIDA (11/23/22)	
Steals		
Season	-	
Career	1, 2x, last HIGH POINT (12/31/21)	
Blocked Shots		
Season	-	
Career	-	
Minutes Played		
Season	2, 4x, last AUBURN (2/25/23)	
Career	3, HIGH POINT (12/31/21)	
MISCELLANEOUS		
	2022-23	CAREER
Dunks	0	0
Double-Figure		
Scoring Games	0	0
Double-Figure		
Rebounding Games	0	0
Games With		
Double-Double	0	0
Games Led UK		
in Scoring	0	0
Games Led UK		
in Rebounding	0	0
Games Led UK		
in Assists	0	0
Games Led UK		
in Steals	0	0
Games Led UK		
in Blocks	0	0
Games With		
3+ Assists	0	0
Games With		
3+ Blocks	0	0
Games With		
3+ Steals	0	0
Games With		
3+ Three-Pointers	0	0

Game-By-Game Statistics

Opponent	Date	GS	Min	FG-A	Pct.	3FG-A	Pct.	FT-A	Pct.	Off-Def-Tot	PF	Ast	TO	Blk	Stl	Pts
HOWARD	11/7			0-0	.000	0-0	.000	0-0	.000	0-0-0	0	0	0	0	0	0
DUQUESNE	11/11			DNP - Coach's decision												
vs. Michigan State	11/15			DNP - Coach's decision												
S. CAROLINA STATE	11/17	2		0-0	.000	0-0	.000	0-0	.000	0-0-0	0	0	1	0	0	0
at Gonzaga	11/20			DNP - Coach's decision												
NORTH FLORIDA	11/23	2		0-0	.000	0-0	.000	0-0	.000	0-0-0	0	1	0	0	0	0
BELLARMINE	11/29			DNP - Coach's decision												
vs. Michigan	12/4			DNP - Coach's decision												
YALE	12/10			DNP - Coach's decision												
vs. UCLA	12/17			DNP - Coach's decision												
FLORIDA A&M	12/21			DNP - Coach's decision												
at Missouri	12/28			DNP - Coach's decision												
LOUISVILLE	12/31			DNP - Coach's decision												
LSU	1/3			DNP - Coach's decision												
at Alabama	1/7			DNP - Coach's decision												
SOUTH CAROLINA	1/10			DNP - Coach's decision												
at Tennessee	1/14			DNP - Coach's decision												
GEORGIA	1/17			DNP - Coach's decision												
TEXAS A&M	1/21			DNP - Coach's decision												
at Vanderbilt	1/24			DNP - Coach's decision												
KANSAS	1/28			DNP - Coach's decision												
at Ole Miss	1/31			DNP - Coach's decision												
FLORIDA	2/4			DNP - Coach's decision												
ARKANSAS	2/7			DNP - Coach's decision												
at Georgia	2/11			DNP - Coach's decision												
at Mississippi State	2/15			DNP - Coach's decision												
TENNESSEE	2/18			DNP - Coach's decision												
at Florida	2/22			DNP - Coach's decision												
AUBURN	2/25	2		0-1	.000	0-1	.000	0-0	.000	0-0-0	0	0	0	0	0	0
VANDERBILT	3/1			DNP - Coach's decision												
at Arkansas	3/4			DNP - Coach's decision												
vs. Vanderbilt	3/10			DNP - Coach's decision												
vs. Providence	3/17			DNP - Coach's decision												

Career Statistics

Year	GP-GS	Min-Avg	FG-FGA	Pct	3FG-FGA	Pct	FT-FTA	Pct	Off-Def-Tot-Avg	PF-FO	Ast	TO	Blk	Stl	Pts	Avg
2020-21	1-0	2-2.0	0-0	.000	0-0	.000	0-0	.000	0-0-0-0.0	0-0	0	0	0	0	0	0.0
2021-22	9-0	13-1.4	0-1	.000	0-0	.000	0-0	.000	1-2-3-0.3	2-0	2	3	0	2	0	0.0
2022-23	4-0	8-2.0	0-1	.000	0-1	.000	0-0	.000	0-0-0-0.0	0-0	1	1	0	0	0	0.0
TOTAL	14-0	22-1.6	0-2	.000	0-1	.000	0-0	.000	1-2-3-0.2	2-0	3	4	0	2	0	0.0



UGONNA ONYENSO 33

Freshman | Forward | 6-11 | 225 | Owerri, Imo State, Nigeria | Putnam Science Acad.

2022-23 SEASON/CAREER HIGHS*

Points		
Season	9, DUQUESNE (11/11/22)	
Career	9, DUQUESNE (11/11/22)	
Rebounds		
Season	10, 2x, last N. FLORIDA (11/23/22)	
Career	10, 2x, last N. FLORIDA (11/23/22)	
Field Goals		
Season	4, DUQUESNE (11/11/22)	
Career	4, DUQUESNE (11/11/22)	
Field Goals Attempted		
Season	7, 2x, last N. FLORIDA (11/23/22)	
Career	7, 2x, last N. FLORIDA (11/23/22)	
3-Point Field Goals		
Season	-	
Career	-	
3-Point Field Goals Attempted		
Season	-	
Career	-	
Free Throws		
Season	2, vs. Michigan (12/4/22)	
Career	2, vs. Michigan (12/4/22)	
Free Throws Attempted		
Season	2, 3x, last vs. Michigan (12/4/22)	
Career	2, 3x, last vs. Michigan (12/4/22)	
Assists		
Season	1, 2x, last DUQUESNE (11/11/22)	
Career	1, 2x, last DUQUESNE (11/11/22)	
Steals		
Season	1, 3x, last AUBURN (2/25/23)	
Career	1, 3x, last AUBURN (2/25/23)	
Blocked Shots		
Season	4, HOWARD (11/7/22)	
Career	4, HOWARD (11/7/22)	
Minutes Played		
Season	20, HOWARD (11/7/22)	
Career	20, HOWARD (11/7/22)	
MISCELLANEOUS		
	2022-23	CAREER*
Dunks	4	4
Double-Figure Scoring Games	0	0
Double-Figure Rebounding Games	2	2
Games With Double-Double	0	0
Games Led UK in Scoring	0	0
Games Led UK in Rebounding	1	1
Games Led UK in Assists	0	0
Games Led UK in Steals	0	0
Games Led UK in Blocks	4	4
Games With 3+ Assists	0	0
Games With 3+ Blocks	4	4
Games With 3+ Steals	0	0
Games With 3+ Three-Pointers	0	0

- Chipped in with seven points, 10 boards and a team-high three rejections in a win over North Florida
- Posted six points and three blocks in the win over South Carolina State
- Had a game-high 10 rebounds and added nine points and three blocks in win over Duquesne
- Blocked a game-high four shots to go along with six points and four rebounds in 20 minutes off the bench against Howard
- Had nine total blocks in UK's two fall exhibitions
- Reclassified to the 2022 class and ranked as a top-25 prospect in the 2023 class by all of the major scouting services
- Joined Putnam in January and the squad was a perfect 20-0 with Onyenso on the roster, including winning a national championship
- Averaged 11.4 points, 9.0 rebounds and 5.7 blocks per game as a junior and also shot 64.4% from the floor and had five games with at least 10 blocked shots
- In February of 2020, he became one of the youngest players ever to make the senior men's Nigerian National Team
 - Scored 10 points on 5-of-8 shooting and had four rebounds and two blocks in 16 minutes in a 96-69 win over Uganda

Game-By-Game Statistics

Opponent	Date	GS	Min	FG-A	Pct.	3FG-A	Pct.	FT-A	Pct.	Off-Def-Tot	PF	Ast	TO	Blk	Stl	Pts
HOWARD	11/7		20	3-4	.750	0-0	.000	0-1	.000	1-3-4	0	1	0	4	0	6
DUQUESNE	11/11		19	4-7	.571	0-0	.000	1-2	.500	4-6-10	1	1	0	3	0	9
vs. Michigan State	11/15		1	0-0	.000	0-0	.000	0-0	.000	0-0-0	1	0	0	0	0	0
S. CAROLINA STATE	11/17		13	3-4	.750	0-0	.000	0-0	.000	1-3-4	1	0	1	3	1	6
at Gonzaga	11/20		1	0-0	.000	0-0	.000	0-0	.000	0-0-0	0	0	0	0	0	0
NORTH FLORIDA	11/23		18	3-7	.429	0-0	.000	1-2	.500	3-7-10	3	0	0	3	1	7
BELLMINE	11/29			DNP - Coach's decision												
vs. Michigan	12/4		8	1-1	1.000	0-0	.000	2-2	1.000	1-1-2	1	0	0	2	0	4
YALE	12/10		2	1-1	1.000	0-0	.000	0-0	.000	1-0-1	0	0	0	0	0	2
vs. UCLA	12/17		1	0-0	.000	0-0	.000	0-0	.000	0-0-0	0	0	0	0	0	0
FLORIDA A&M	12/21		9	2-3	.667	0-0	.000	0-0	.000	4-1-5	0	0	2	0	0	4
at Missouri	12/28			DNP - Coach's decision												
LOUISVILLE	12/31		2	0-0	.000	0-0	.000	0-0	.000	0-0-0	0	0	0	0	0	0
LSU	1/3			DNP - Coach's decision												
at Alabama	1/7		12	0-2	.000	0-0	.000	0-0	.000	1-3-4	1	0	1	1	0	0
SOUTH CAROLINA	1/10			DNP - Coach's decision												
at Tennessee	1/14		1	0-1	.000	0-0	.000	0-0	.000	2-0-2	0	0	0	0	0	0
GEORGIA	1/17		1	1-1	1.000	0-0	.000	0-0	.000	0-0-0	0	0	0	0	0	2
TEXAS A&M	1/21		1	0-1	.000	0-0	.000	0-0	.000	0-0-0	0	0	0	0	0	0
at Vanderbilt	1/24			DNP - Coach's decision												
KANSAS	1/28			DNP - Coach's decision												
at Ole Miss	1/31			DNP - Coach's decision												
FLORIDA	2/4			DNP - Coach's decision												
ARKANSAS	2/7			DNP - Coach's decision												
at Georgia	2/11			DNP - Coach's decision												
at Mississippi State	2/15			DNP - Coach's decision												
TENNESSEE	2/18			DNP - Coach's decision												
at Florida	2/22			DNP - Coach's decision												
AUBURN	2/25		3	0-2	.000	0-0	.000	0-0	.000	0-0-0	0	0	0	0	1	0
VANDERBILT	3/1			DNP - Coach's decision												
at Arkansas	3/4			DNP - Coach's decision												
vs. Vanderbilt	3/10			DNP - Coach's decision												
vs. Providence	3/17			DNP - Coach's decision												

Career Statistics

Year	GP-GS	Min-Avg	FG-FGA	Pct	3FG-FGA	Pct	FT-FTA	Pct	Off-Def-Tot-Avg	PF-FO	Ast	TO	Blk	Stl	Pts	Avg
2022-23	16-0	111-6.9	18-34	.529	0-0	.000	4-7	.571	18-24-42-2.6	8-0	2	4	16	3	40	2.5
TOTAL	16-0	111-6.9	18-34	.529	0-0	.000	4-7	.571	18-24-42-2.6	8-0	2	4	16	3	40	2.5



OSCAR TSHIEBWE 34

Senior | Forward | 6-9 | 260 | Lubumbashi, D.R. of the Congo | West Virginia Univ.

2021-22 SEASON/CAREER HIGHS*

Points			
Season	37, GEORGIA (1/17/23)		
Career	37, GEORGIA (1/17/23)		
Rebounds			
Season	25, vs. Providence (3/17/23)		
Career	28, WESTERN KENTUCKY (12/22/21)		
Field Goals			
Season	13, YALE (12/10/22)		
Career	13, 3x, last YALE (12/10/22)		
Field Goals Attempted			
Season	20, GEORGIA (1/17/23)		
Career	21, at Arkansas (2/26/22)		
3-Point Field Goals			
Season	-		
Career	-		
3-Point Field Goals Attempted			
Season	1, 2x, last at Mississippi St. (2/15/23)		
Career	1, 2x, last at Mississippi St. (2/15/23)		
Free Throws			
Season	13, GEORGIA (1/17/23)		
Career	13, GEORGIA (1/17/23)		
Free Throws Attempted			
Season	18, GEORGIA (1/17/23)		
Career	18, GEORGIA (1/17/23)		
Assists			
Season	5, NORTH FLORIDA (11/23/22)		
Career	5, NORTH FLORIDA (11/23/22)		
Steals			
Season	3, 7x, last vs. Providence (3/17/23)		
Career	4, 3x, last at Alabama (2/5/22)		
Blocked Shots			
Season	4, 2x, last at Georgia (2/11/23)		
Career	5, vs. Vanderbilt (3/11/22)		
Minutes Played			
Season	40, 3x, last S. CAROLINA (1/10/23)		
Career	43, vs. Saint Peter's (3/17/22)		
MISCELLANEOUS			
	2022-23	CAREER	
Dunks	40	121	
Double-Figure Scoring Games	22	77	
Double-Figure Rebounding Games	24	71	
Games With Double-Double	19	59	
Games Led UK in Scoring	14	40	
Games Led UK in Rebounding	27	80	
Games Led UK in Assists	1	2	
Games Led UK in Steals	16	53	
Games Led UK in Blocks	12	44	
Games With 3+ Assists	4	8	
Games With 3+ Blocks	5	17	
Games With 3+ Steals	7	20	
Games With 3+ Three-Pointers	0	0	
*includes West Virginia statistics			

- Consensus second-team All-American. Is first two-time All-American at UK since Tayshaun Prince in 2001 and '02 and one of nine consensus All-Americans in school history and first since Kenny Walker in 1985 and '86
- All-SEC First Team (coaches and media)
- First in the country with 13.5 rebounds per game
- 25-rebound performance vs. Providence is most ever by a Wildcat in an NCAA Tournament game
- Tallied double-double with 12 points and 13 boards in win at Arkansas
- Named SEC Player of the Week and the Oscar Robertson National Player of the Week on Feb. 27 after averaging 23.5 points and 20.5 boards per game while shooting 87% (20-23) from the field in wins at Florida and over Auburn.
- Tallied 21 points and 20 rebounds, while also adding three blocks, two assists and a steal against Vanderbilt
- Went for 22 points and 17 boards in win over Auburn
- Had 25 points on 12-of-13 shooting (92.3%) - which ranks as the fourth-best in UK history with a minimum of eight attempts
 - During the UF game, he became the 61st player in UK history to score 1,000 career points as a Wildcat
 - With 1,084 points, he now ranks 49th all-time in UK history
- Produced a historic performance against Georgia with 37 points and 24 rebounds, en route to SEC Player of the Week honors:
 - First UK player with a 35-point, 20-rebound game since Mike Phillips (Feb. 2, 1976)
 - Per ESPN, the 24 rebounds are the most in a 35-point scoring game for any collegiate player in the last 25 years
 - It tied Malik Monk (Jan. 31, 2017) for the most points in an SEC game by a UK player under John Calipari and were the most points for any player since DeAaron Fox (March 24, 2017) had 39 points vs. UCLA in the NCAA Tournament
 - It marked the sixth 20-or-more rebound game of his career at Kentucky. All UK players combined have totaled five 20-rebound games since the 1973-74 season
- Went for 16 points, seven boards and a team-high three steals in win over No. 10 Tennessee
- Became the fourth player nationally this season to go for at least 20 points, 14 rebounds, four assists and four blocks when he went for the stat line at Georgia
- With 909 rebounds in 64 games played, he ranks eighth in program history. He is the fastest to that total in UK attire
- Went for a team-high 18 points and nine boards to go along with four assists against No. 9 Kansas
- Totaled 15 points and 13 rebounds in win at No. 5 Tennessee
- Had 23 points and 19 rebounds at Missouri
- With the 19 boards at Mizzou, he became a 1,000-point and 1,000-rebound collegiate performer
- Went for 28 points while pulling down 12 boards against Yale
- Had 16 points, 15 boards, five assists, three steals and two blocks in win over North Florida
- Logged a team-high 20 points and game-high 15 rebounds in first start of the year at Gonzaga
- Played 34 minutes in his debut against Michigan State and led the team with 22 points, 18 rebounds and four blocked shots
- Missed both exhibition games and UK's first two regular-season games while recovering from a minor knee procedure in mid-October
- Reigning consensus National Player of the Year who led the Wildcats with 17.4 points per game and a nation-leading 15.1 rebounds per outing as a junior
- Set a UK single-season record with 28 double-doubles in 2021-22

Game-By-Game Statistics

Opponent	Date	GS	Min	FG-A	Pct.	3FG-A	Pct.	FT-A	Pct.	Off-Def-Tot	PF	Ast	TO	Blk	Stl	Pts	
HOWARD	11/7			DNP - Right leg injury													
DUQUESNE	11/11			DNP - Right leg injury													
vs. Michigan State	11/15	*	34	9-17	.529	0-0	.000	4-4	1.000	6-12-18	5	2	5	4	0	22	
S. CAROLINA STATE	11/17	*	14	3-6	.500	0-0	.000	0-2	.000	4-3-7	1	1	1	0	1	6	
at Gonzaga	11/20	*	29	7-12	.583	0-0	.000	6-6	1.000	6-9-15	4	0	2	0	2	20	
NORTH FLORIDA	11/23	*	22	8-11	.727	0-0	.000	0-0	.000	7-8-15	0	5	1	2	3	16	
BELLARMINE	11/29	*	32	4-9	.444	0-0	.000	0-0	.000	4-8-12	2	1	1	3	2	8	
vs. Michigan	12/4	*	31	5-10	.500	0-0	.000	3-4	.750	2-12-14	4	1	2	0	1	13	
YALE	12/10	*	38	13-18	.722	0-0	.000	2-3	.667	5-7-12	3	2	0	2	2	28	
vs. UCLA	12/17	*	39	4-12	.333	0-0	.000	0-4	.000	8-8-16	3	2	2	3	2	8	
FLORIDA A&M	12/21	*	28	4-6	.667	0-0	.000	6-6	1.000	3-5-8	2	1	2	0	2	14	
at Missouri	12/28	*	40	6-8	.750	0-0	.000	11-17	.647	9-10-19	3	0	3	0	2	23	
LOUISVILLE	12/31	*	37	10-13	.769	0-0	.000	4-9	.444	8-6-14	3	2	5	0	2	24	
LSU	1/3	*	40	7-9	.778	0-0	.000	5-7	.714	7-9-16	3	1	0	1	1	19	
at Alabama	1/7	*	23	1-7	.143	0-0	.000	2-2	1.000	4-2-6	4	0	4	1	0	4	
SOUTH CAROLINA	1/10	*	40	6-11	.545	0-0	.000	7-10	.700	7-5-12	1	1	1	1	3	19	
at Tennessee	1/14	*	39	6-12	.500	0-0	.000	3-4	.750	4-9-13	3	1	0	0	1	15	
GEORGIA	1/17	*	39	12-20	.600	0-0	.000	13-18	.722	11-13-24	3	1	0	1	3	37	
TEXAS A&M	1/21	*	29	3-5	.600	0-0	.000	1-3	.333	5-12-17	4	1	1	0	0	7	
at Vanderbilt	1/24	*	35	7-10	.700	0-0	.000	1-2	.500	2-11-13	3	2	1	0	1	15	
KANSAS	1/28	*	34	6-9	.667	0-0	.000	6-8	.750	2-7-9	3	4	3	1	1	18	
at Ole Miss	1/31	*	38	4-10	.400	0-1	.000	6-7	.857	2-9-11	2	0	1	0	3	14	
FLORIDA	2/4	*	34	2-14	.143	0-0	.000	0-0	.000	7-8-15	5	3	3	0	1	4	
ARKANSAS	2/7	*	32	3-6	.500	0-0	.000	1-1	1.000	3-4-7	3	2	1	1	3	7	
at Georgia	2/11	*	35	6-11	.545	0-0	.000	8-9	.889	6-8-14	4	4	0	4	0	20	
at Mississippi State	2/15	*	32	7-13	.538	0-1	.000	4-6	.667	7-4-11	4	2	4	0	1	18	
TENNESSEE	2/18	*	34	3-9	.333	0-0	.000	10-11	.909	2-5-7	4	1	3	0	3	16	
at Florida	2/22	*	38	12-13	.923	0-0	.000	1-3	.333	2-2-4	2	3	3	1	1	25	
AUBURN	2/25	*	36	8-10	.800	0-0	.000	6-6	1.000	6-11-17	1	0	1	1	2	22	
VANDERBILT	3/1	*	38	5-10	.500	0-0	.000	11-15	.733	10-10-20	1	2	3	3	1	21	
at Arkansas	3/4	*	27	5-11	.455	0-0	.000	2-2	1.000	4-9-13	5	1	1	0	1	12	
vs. Vanderbilt	3/10	*	39	7-13	.538	0-0	.000	5-8	.625	11-4-15	3	1	3	1	2	19	
vs. Providence	3/17	*	33	4-10	.400	0-0	.000	0-0	.000	11-14-25	4	2	3	2	3	8	

Career Statistics

Year	GP-GS	Min-Avg	FG-FGA	Pct	3FG-FGA	Pct	FT-FTA	Pct	Off-Def-Tot-Avg	PF-FO	Ast	TO	Blk	Stl	Pts	Avg
2019-20	31-31	717-23.1	123-223	.552	0-0	.000	102-144	.708	128-159-287-9.3	85-1	11	53	32	23	348	11.2
2020-21	10-10	199-19.9	34-65	.523	0-0	.000	17-28	.607	38-40-78-7.8	25-1	7	12	4	4	85	8.5
2021-22	34-34	1087-32.0	238-393	.606	0-0	.000	114-165	.691	179-336-515-15.1	88-1	36	66	55	60	590	17.4
2022-23	31-29	1038-33.5	187-335	.558	0-2	.000	128-177	.723	175-244-419-13.5	92-3	49	60	32	50	502	16.2
TOTAL	106-104	3041-28.7	582-1016	.573	0-2	.000	361-514	.702	520-779-1299-12.3	290-6	103	191	123	137	1525	14.4



LANCE WARE 55

Junior | Forward | 6-9 | 235 | Camden, N.J. | Camden HS

2022-23 SEASON/CAREER HIGHS

Points		
Season	12, S. CAROLINA ST. (11/17/22)	
Career	12, S. CAROLINA ST. (11/17/22)	
Rebounds		
Season	6, at Missouri (12/28/22)	
Career	13, at Mississippi State (1/2/21)	
Field Goals		
Season	6, S. CAROLINA ST. (11/17/22)	
Career	6, S. CAROLINA ST. (11/17/22)	
Field Goals Attempted		
Season	6, S. CAROLINA ST. (11/17/22)	
Career	6, S. CAROLINA ST. (11/17/22)	
3-Point Field Goals		
Season	-	
Career	-	
3-Point Field Goals Attempted		
Season	-	
Career	-	
Free Throws		
Season	2, 3x, last FLORIDA A&M (12/21/22)	
Career	5, MISSOURI (12/29/21)	
Free Throws Attempted		
Season	6, HOWARD (11/7/22)	
Career	6, 2x, last vs. HOWARD (11/7/22)	
Assists		
Season	3, 2x, last at Missouri (12/28/22)	
Career	4, at Mississippi State (1/2/21)	
Steals		
Season	4, HOWARD (11/7/22)	
Career	4, HOWARD (11/7/22)	
Blocked Shots		
Season	4, DUQUESNE (11/11/22)	
Career	4, DUQUESNE (11/11/22)	
Minutes Played		
Season	30, at Missouri (12/28/22)	
Career	35, at Mississippi State (1/2/21)	
MISCELLANEOUS		
	2022-23	CAREER
Dunks	13	27
Double-Figure		
Scoring Games	1	1
Double-Figure		
Rebounding Games	0	2
Games With		
Double-Double	0	0
Games Led UK		
in Scoring	0	0
Games Led UK		
in Rebounding	0	2
Games Led UK		
in Assists	0	0
Games Led UK		
in Steals	1	3
Games Led UK		
in Blocks	2	8
Games With		
3+ Assists	2	3
Games With		
3+ Blocks	1	2
Games With		
3+ Steals	1	1
Games With		
3+ Three-Pointers	0	0

- Went for four points and five rebounds in win at Arkansas
- Totaled a season-high 30 minutes with six boards, six points and three assists at Missouri
- In his six starts this season, he is averaging 5.3 points, 3.8 rebounds. 1.3 blocks, 1.0 steals and shooting 59.1% from the field
- Played 14 important minutes for the Cats against UCLA, scoring two points and having season highs in rebounds (5) and assists (3)
- Had a career-high 12 points and added a pair of blocks in the win over South Carolina State
- Posted a game- and career-best four steals to go along with four points and three rebounds against Howard
- Nearly had a double-double with 10 points and nine rebounds in the win over Kentucky State
- Averaged 4.3 points and 1.3 boards per game in three appearances in The Bahamas
 - Missed one game due to shoulder soreness
- Traveled to Brazil in May with Sports Reach
 - Averaged 30 points and 8.3 rebounds in three games

Game-By-Game Statistics

Opponent	Date	GS	Min	FG-A	Pct.	3FG-A	Pct.	FT-A	Pct.	Off-Def-Tot	PF	Ast	TO	Blk	Stl	Pts
HOWARD	11/7	*	20	1-2	.500	0-0	.000	2-6	.333	0-3-3	2	2	2	1	4	4
DUQUESNE	11/11	*	21	1-4	.250	0-0	.000	2-4	.500	2-1-3	2	0	2	4	1	4
vs. Michigan State	11/15	*	15	1-1	1.000	0-0	.000	0-0	.000	1-2-3	4	1	0	1	1	2
S. CAROLINA STATE	11/17	*	13	6-6	1.000	0-0	.000	0-1	.000	1-2-3	0	1	1	2	0	12
at Gonzaga	11/20		10	1-1	1.000	0-0	.000	0-0	.000	0-1-1	4	0	0	0	1	2
NORTH FLORIDA	11/23									DNP - Illness						
BELLARMINE	11/29		8	1-1	1.000	0-0	.000	0-0	.000	0-1-1	0	1	2	0	0	2
vs. Michigan	12/4		1	0-0	.000	0-0	.000	0-0	.000	0-0-0	0	0	0	0	0	0
YALE	12/10									DNP - Coach's decision						
vs. UCLA	12/17		14	1-1	1.000	0-0	.000	0-0	.000	3-2-5	1	3	0	0	1	2
FLORIDA A&M	12/21	*	19	1-4	.250	0-0	.000	2-3	.667	4-1-5	2	0	1	0	0	4
at Missouri	12/28	*	30	3-5	.600	0-0	.000	0-1	.000	2-4-6	3	3	1	0	0	6
LOUISVILLE	12/31		3	1-1	1.000	0-0	.000	0-0	.000	0-0-0	3	1	1	0	0	0
LSU	1/3									DNP - Left shoulder injury						
at Alabama	1/7		6	0-1	.000	0-0	.000	0-0	.000	0-0-0	0	0	0	0	0	0
SOUTH CAROLINA	1/10		18	2-3	.667	0-0	.000	0-0	.000	2-1-3	1	2	1	0	0	4
at Tennessee	1/14		7	1-1	1.000	0-0	.000	0-0	.000	1-2-3	1	0	1	0	0	2
GEORGIA	1/17		1	0-0	.000	0-0	.000	0-0	.000	0-0-0	0	0	0	0	0	0
TEXAS A&M	1/21		15	0-1	.000	0-0	.000	0-2	.000	1-3-4	1	1	0	1	0	0
at Vanderbilt	1/24		5	0-0	.000	0-0	.000	0-0	.000	0-1-1	1	0	1	0	0	0
KANSAS	1/28		6	0-0	.000	0-0	.000	0-2	.000	0-2-2	0	0	0	0	0	0
at Ole Miss	1/31		2	0-0	.000	0-0	.000	0-0	.000	0-0-0	0	0	0	0	0	0
FLORIDA	2/4									DNP - Coach's decision						
ARKANSAS	2/7									DNP - Coach's decision						
at Georgia	2/11									DNP - Coach's decision						
at Mississippi State	2/15		8	0-0	.000	0-0	.000	0-0	.000	1-2-3	0	1	0	0	0	0
TENNESSEE	2/18		9	0-0	.000	0-0	.000	1-2	.500	1-1-2	1	0	0	0	0	1
at Florida	2/22		4	1-2	.500	0-0	.000	0-0	.000	1-1-2	2	0	0	0	0	2
AUBURN	2/25		5	1-1	1.000	0-0	.000	0-0	.000	0-0-0	1	0	0	0	0	2
VANDERBILT	3/1		2	0-0	.000	0-0	.000	0-0	.000	0-0-0	0	1	0	0	0	0
at Arkansas	3/4		17	2-2	1.000	0-0	.000	0-0	.000	1-4-5	3	0	2	1	0	4
vs. Vanderbilt	3/10		1	0-0	.000	0-0	.000	0-0	.000	0-0-0	2	0	1	0	0	0
vs. Providence	3/17		3	0-0	.000	0-0	.000	0-0	.000	0-0-0	1	0	0	0	0	0

Career Statistics

Year	GP-GS	Min-Avg	FG-FGA	Pct	3FG-FGA	Pct	FT-FTA	Pct	Off-Def-Tot-Avg	PF-FO	Ast	TO	Blk	Stl	Pts	Avg
2020-21	21-3	254-12.1	13-32	.406	0-0	.000	15-27	.556	24-39-63-3.0	41-1	8	19	11	6	41	2.0
2021-22	28-0	175-6.2	16-24	.667	0-1	.000	10-23	.435	16-37-53-1.9	33-0	3	14	11	5	42	1.5
2022-23	27-6	264-9.8	24-37	.649	0-0	.000	7-21	.333	21-34-55-2.0	35-0	17	16	10	8	55	2.0
TOTAL	76-9	693-9.1	53-93	.570	0-1	.000	32-71	.451	61-110-171-2.3	109-1	28	49	32	19	138	1.8

BOX SCORES

GAME ONE #4/4 KENTUCKY 95, HOWARD 63



Official Basketball Box Score - Final
Howard at Kentucky
11/07/22 Rupp Arena, Lexington
2022-23 Men's Basketball

Game Time: 6:30 PM
Game Duration: 1:56
Attendance: 18,750

Officials: Tony Greene, Patrick Evans, Michael Wallace

NO.	Name	Min	FG	3P	FT	Rebounds	Fouls	TP	AS	TO	ST	Blocks	+/-
			M-A	M-A	M-A	OR DR TOT	PF	FF	FD			BS BA	
2	Steve Settle	F 26:41	2-5	1-2	3-3	1 5 6	2 2	8	1	2	1	0 1	-32
12	Kobe Dickson	F 23:19	8-9	0-0	1-1	4 1 5	3 0	1	17	1	1	0 0	-15
24	Jordan Wood	F 15:27	1-12	1-8	0-0	1 2 3	3 0	3	0	1	0	0 0	-11
3	Elijah Hawkins	G 27:52	4-10	3-5	3-4	0 3 3	2 2	14	2	4	1	0 1	-29
5	Jelani Williams	G 28:40	3-9	0-3	0-1	2 1 3	4 0	2	6	2	3	0 0	-26
22	Shy Odum	18:07	2-9	1-1	1-2	0 2 5	5 3	3	6	0	2	0 0	-17
34	Bryce Harris	13:25	1-4	0-2	0-0	2 0 2	0 1	2	0	0	0 0	0 0	-6
21	Chris Okojie	12:13	0-3	0-0	0 0	2 0 2	0 0	0	2	2	0 0	1 0	0
15	Reece Brown	07:39	1-1	0-0	0 0	1 0 1	2 0	2	1	1	1 0	0 0	3
13	Thomas Weaver	07:07	0-0	0-0	0 0	0 0 0	0 0	0	1	1	0 0	0 0	-9
4	Miles Stewart	10:57	0-3	0-3	0 0	2 2 2	0 0	0	0	0 0	1 0	0 0	-12
10	Talin Lewis	04:25	0-1	0-0	0 0	1 1 0	0 0	0	0	0 0	0 0	0 0	0
55	Freedom Rhames	04:08	1-1	1-1	2-2	0 0 0	0 0	1	5	0	0	0 0	0
Team						2 2 4		0	0	0	0		
Totals			23-67	7-25	10-13	13 24 37	19 12	63	10	16	4	1 5	-32

NO.	Name	Min	FG	3P	FT	Rebounds	Fouls	TP	AS	TO	ST	Blocks	+/-
			M-A	M-A	M-A	OR DR TOT	PF	FF	FD			BS BA	
0	Jacob Toppin	F 31:53	5-12	1-2	4-7	3 8 11	2 4	15	2	0	2	0 0	29
24	Chris Livingston	F 19:08	4-6	1-2	0-0	1 3 4	3 0	9	0	1	1	0 0	29
55	Lance Ware	F 19:54	1-2	0-0	2-6	0 3 3	2 3	4	2	2	4	1 0	30
1	CJ Fredrick	G 30:25	6-9	2-5	6-7	0 3 3	0 3	20	3	0	1	0 0	36
22	Cason Wallace	G 34:38	7-11	1-2	0-0	2 6 8	4 1	15	9	2	2	0 0	32
12	Antonio Reeves	24:54	8-16	6-12	0-1	0 1 1	2 22	2	3	0	0	0 0	14
33	Ugonna Onyenso	20:06	3-4	0-0	0-1	1 3 4	0 2	6	1	0	0	4 0	2
3	Adou Thiero	13:47	0-1	0-0	4-6	1 4 5	0 4	4	1	1	0	0 0	1
14	Brennan Canada	01:47	0-1	0-1	0-0	0 1 1	0 0	0	0	0	0 0	0 0	-5
21	Walker Horn	01:44	0-0	0-0	0-0	0 0 0	0 0	0	0	1	0	0 0	-5
25	Kareem Watkins	01:44	0-0	0-0	0-0	0 0 0	0 0	0	0	0	0 0	0 0	-5
Team						2 0 2		0	0	0	0		
Totals			34-62	11-24	16-28	10 32 42	12 19	95	20	10	5	1 32	

Points from Turnovers	HOW	UKY
18	20	20
28	36	36
12	16	16
7	23	23
15	32	32

GAME THREE RV/RV MICHIGAN STATE 86, #4/4 KENTUCKY 77



Official Basketball Box Score - Final
Kentucky at Michigan St.
11/15/22 Gairbridge Fieldhouse, Indianapolis, IN
2022 State Farm Champions Classic

Game Time: 7:00 PM
Game Duration: 2:46

Officials: Terry Oglesby, Courtney Green, Brian Dorsey

NO.	Name	Min	FG	3P	FT	Rebounds	Fouls	TP	AS	TO	ST	Blocks	+/-
			M-A	M-A	M-A	OR DR TOT	PF	FF	FD			BS BA	
0	Jacob Toppin	F 30:56	3-8	1-3	3-4	1 3 4	4 2	10	0	1	0	1 0	1
24	Chris Livingston	F 11:51	0-3	0-2	1-2	0 3 3	0 1	1	0	1	0	0 0	-1
55	Lance Ware	F 14:47	1-1	0-0	0 0	1 2 3	4 0	2	1	0	1	0 0	-12
1	CJ Fredrick	G 32:21	2-7	1-6	0-0	0 0 0	4 1	5	0	0	0	0 0	-13
22	Cason Wallace	G 44:05	5-10	2-5	2-4	2 3 5	3 2	14	5	3	8	1 0	-4
2	Sahvir Wheeler	40:23	6-16	2-6	2-4	0 0 0	1 4	16	8	3	2	1 1	-14
4	Daimion Collins	18:23	0-1	0-0	2-4	0 1 1	2 2	2	0	1	0	0 0	-13
12	Antonio Reeves	22:19	1-7	1-3	2-2	0 1 1	1 3	5	0	1	1	0 0	1
34	Oscar Tshiebwe	33:47	9-17	0-0	4-4	6 12 18	5 4	22	2	5	0	4 1	10
33	Ugonna Onyenso	01:08	0-0	0-0	0-0	0 0 0	1 0	0	0	0	0 0	0 0	-4
Team						2 1 3		0	0	0	0		
Totals			27-70	7-25	16-24	12 26 38	25 19	77	17	15	12	8 3	-9

Points from Turnovers	UK	MSU
18	17	17
36	30	30
17	16	16
5	9	9
45	9	9

Points from Turnovers	MSU	UKY
36	28	9
30	6	77
17	16	16
5	9	9
45	9	9

GAME TWO #4/4 KENTUCKY 77, DUQUESNE 52



Official Basketball Box Score - Final
Duquesne at Kentucky
11/11/22 Rupp Arena, Lexington
2022-23 Men's Basketball

Game Time: 7:00 PM
Game Duration: 1:55
Attendance: 20,014

Officials: Keith Patterson, Matt Jarmin, Anthony Jordan

NO.	Name	Min	FG	3P	FT	Rebounds	Fouls	TP	AS	TO	ST	Blocks	+/-
			M-A	M-A	M-A	OR DR TOT	PF	FF	FD			BS BA	
4	Tre Williams	F 21:32	2-6	0-1	0-0	0 2 2	1 0	4	0	1	0	0 0	-5
20	Joe Reece	F 20:34	1-5	1-3	0-0	2 3 5	1 0	3	1	1	0	1 3	-12
1	Jimmy Clark III	G 27:39	4-13	1-2	2-2	0 3 3	3 3	11	2	4	0	1	-19
3	Dae Dae Grant	G 28:43	1-8	0-3	1-2	0 3 3	2 3	3	2	0	0	0 1	-11
55	Quincy McGriff	G 23:33	1-9	1-7	1-2	0 3 3	0 1	4	4	1	0	0 0	-19
0	Tevin Brewer	14:14	2-6	2-6	1-2	0 2 2	1 1	7	0	0	0	1 0	-5
34	Austin Rotroff	14:45	4-6	0-0	4-6	2 2 2	0 0	8	0	2	1	0 0	-6
14	Matus Hronsky	15:53	1-3	1-2	0-0	1 1 1	1 0	3	0	1	1	0 0	-2
32	Kareem Rozier	07:54	1-1	1-1	0-0	0 0 0	0 0	1	0	3	1	0 0	-6
35	Kevin Easley	04:14	1-3	0-0	0-0	0 0 0	0 0	1	0	2	0	0 0	-12
2	David Dixon	04:41	1-1	0-0	0-0	0 0 0	0 0	2	0	2	1	1 0	-7
22	Andy Barba	01:26	0-0	0-0	0-0	0 1 1	0 0	1	0	0	0	0 0	-3
Team						5 2 7		0	0	0	0		
Totals			20-66	7-26	5-8	11 24 35	16 7	52	13	11	8	1 11	-25

NO.	Name	Min	FG	3P	FT	Rebounds	Fouls	TP	AS	TO	ST	Blocks	+/-
			M-A	M-A	M-A	OR DR TOT	PF	FF	FD			BS BA	
0	Jacob Toppin	F 27:42	4-12	0-1	0-0	1 7 8	2 0	8	3	2	2	1 0	18
24	Chris Livingston	F 19:15	2-7	1-2	0-0	1 6 7	0 2	5	0	1	1	0 0	4
55	Lance Ware	F 21:03	1-4	0-0	2-4	1 3 2	3 3	4	0	2	1	4 0	6
1	CJ Fredrick	G 30:42	5-9	4-7	0-0	0 2 2	0 2	14	3	1	0	0 0	14
22	Cason Wallace	G 27:25	3-6	1-1	1-2	2 3 1	3 1	1	8	4	2	1 0	12
12	Antonio Reeves	27:33	5-9	4-6	4-5	0 3 3	0 4	18	0	2	1	0 0	20
2	Sahvir Wheeler	27:23	4-7	1-2	2-2	1 5 6	1 1	11	1	2	0	2 1	32
33	Ugonna Onyenso	18:57	4-7	0-0	1-2	4 6 10	1 2	9	1	0	0	3 0	19
Team						0 4 4		0	0	1	1		
Totals			28-61	11-19	10-15	11 35 46	7 15	77	22	15	9	11 1	25

Points from Turnovers	DUQ	KEN
8	11	11
24	26	26
5	11	11
4	18	18
27	38	38

GAME FOUR #4/4 KENTUCKY 106, SOUTH CAROLINA STATE 63



Official Basketball Box Score - Final
South Carolina St. at Kentucky
11/17/22 Rupp Arena, Lexington
2022-23 Men's Basketball

Game Time: 7:00 PM
Game Duration: 1:59
Attendance: 18,885

Officials: Doug Shows, Vladimir Voyard-Tadad, Errol Lewis

NO.	Name	Min	FG	3P	FT	Rebounds	Fouls	TP	AS	TO	ST	Blocks	+/-
			M-A	M-A	M-A	OR DR TOT	PF	FF	FD			BS BA	
55	Davion Everett	F 21:03	1-4	0-1	1-2	2 4 6	3 2	3	0	0	0	0 1	-31
42	Dallas James	C 21:18	3-5	0-0	1-2	3 1 4	4 1	7	0	2	0	1 1	-10
2	Jordan Simpson	G 18:41	1-7	0-2	0-0	0 0 0	2 0	2	2	2	3	0 1	-18
3	Lesown Hallums	G 18:33	2-8	0-1	0-0	1 1 2	1 0	4	1	2	0	0 1	-19
11	Rakeim Gary	G 24:29	4-10	3-6	2-2	1 1 2	1 1	13	0	0	0	0 1	-31

BOX SCORES

GAME FIVE # 2/2 GONZAGA 88, #4/4 KENTUCKY 72



Official Basketball Box Score - Final
Kentucky at Gonzaga
11/20/22 Spokane Veterans Memorial Arena, Spokane
Kentucky vs Gonzaga

Game Time: 4:30 PM
Game Duration: 2:06
Attendance: 12,333

Officials: David Hall, Michael Greenstein, Frank Hande II

NO. Name	Min	FG			3P			FT			Rebounds		Fouls		TP	AS	TO	ST	Blocks			+/-	
		M/A	M/A	M/A	M/A	M/A	M/A	M/A	M/A	M/A	OR	DR	OR	DR					PF	FD	BS		BA
0 Jacob Toppin	F 35:58	7-18	0-4	2-4	1-2	3-3	2-3	16	1	2	0	0	1	0	1	-7							
34 Oscar Tshiebwé	F 28:34	7-12	0-0	6-6	6	9	15	4	3	20	0	2	2	0	0	-9							
1 CJ Fredrick	G 35:42	1-9	1-6	0-0	2	0	2	1	0	3	3	2	1	0	0	-14							
2 Sahvir Wheeler	G 17:14	2-6	1-4	2-3	0	1	1	4	3	7	4	1	0	0	0	-3							
22 Cason Wallace	G 34:53	5-9	2-3	2-2	0	2	4	2	14	2	3	4	0	0	-15								
55 Lance Ware	10:03	1-1	0-0	0-0	0	1	1	4	0	2	0	0	0	0	-7								
12 Antonio Reeves	23:58	4-13	2-7	0-1	2	0	2	1	1	10	1	0	1	0	-11								
4 Daimion Collins	04:02	0-0	0-0	0-0	0	0	0	1	0	0	0	1	0	0	-9								
24 Chris Livingston	08:13	0-1	0-1	0-0	0	0	2	2	1	0	0	0	0	0	-5								
33 Ugonna Oryenso	01:23	0-0	0-0	0-0	0	0	0	0	0	0	0	0	0	0	-0								
Team					0	1	1	0	0	0	0	0	0	0									
Totals		27-69	6-25	12-16	11	18	29	22	12	72	11	11	10	0	2	-16							

Technical Fouls: NONE

NO. Name	Min	FG			3P			FT			Rebounds		Fouls		TP	AS	TO	ST	Blocks			+/-	
		M/A	M/A	M/A	M/A	M/A	M/A	M/A	M/A	M/A	OR	DR	OR	DR					PF	FD	BS		BA
2 Drew Timme	F 35:55	9-13	0-1	4-6	1	6	7	2	10	22	3	4	1	0	0	12							
22 Anton Watson	F 37:35	5-8	0-2	0-0	2	8	10	2	0	10	2	1	2	1	0	15							
0 Julian Strawther	G 39:51	5-10	3-4	7-7	1	13	14	4	0	20	0	5	2	1	0	16							
11 Nolan Hickman	G 28:27	1-3	0-2	2-2	0	0	0	4	2	4	2	2	1	0	0	25							
45 Rasir Bolton	G 30:55	8-14	4-8	4-4	1	0	1	3	24	0	2	0	0	0	12								
13 Malachi Smith	11:00	1-2	0-0	0-0	1	0	1	0	0	2	1	0	0	0	-5								
5 Hunter Sallis	09:47	2-3	0-0	0-0	1	2	3	2	1	4	0	1	0	0	0								
15 Elton Reid	02:25	0-1	0-1	0-0	0	1	1	0	0	0	0	2	0	0	1								
33 Ben Gregg	04:05	0-1	0-1	2-2	0	1	1	1	2	0	0	0	1	0	4								
Team					0	1	1	0	0	1	0	1	0	0									
Totals		31-55	7-19	19-21	7	32	39	12	22	88	8	18	7	2	0	16							

Technical Fouls: NONE

	UKY	GON	Points from Turnovers	UKY	GON	Period by Period Scoring			
Biggest lead	0 (1 st 20:00)	19 (2 nd 0:15)	Turnovers	13	18	1st	2nd	TOT	
Best Scoring Run	7 (2 nd 13:30)	10 (2 nd 0:15)	Paint	24	44	UKY	25	47	72
Lead Changes	0		Second Chance	12	11	GON	41	47	88
Times Tied	0		Fast Breaks	5	6				
Time with Lead	00:00	39:21	Bench	12	8				

GAME SIX # 15/13 KENTUCKY 96, NORTH FLORIDA 56



Official Basketball Box Score - Final
Kentucky at Kentucky
11/23/22 Rupp Arena, Lexington
2022-23 Men's Basketball

Game Time: 4:00 PM
Game Duration: 1:59
Attendance: 19,763

Officials: Chuck Jones, Wil Howard, R.E. Clyburn

NO. Name	Min	FG			3P			FT			Rebounds		Fouls		TP	AS	TO	ST	Blocks			+/-	
		M/A	M/A	M/A	M/A	M/A	M/A	M/A	M/A	M/A	OR	DR	OR	DR					PF	FD	BS		BA
3 Carter Hendricksen	F 22:47	2-8	1-3	2-3	0	2	3	2	7	0	1	0	0	2	-28								
24 Jadyin Parker	F 19:20	1-3	0-0	0-2	0	2	0	2	2	2	1	1	1	0	0	-22							
2 Chaz Lanier	G 18:28	1-3	0-1	0-0	0	2	2	1	0	2	0	1	1	0	0	-22							
10 Jarius Hicklen	G 28:31	6-12	4-8	1-3	0	1	1	0	4	17	1	4	0	0	-38								
15 Jose Pliacer	G 25:25	1-8	0-3	1-2	0	2	2	2	3	0	0	0	0	0	-37								
5 Dorian James	15:46	1-3	0-1	2-2	0	3	1	2	4	0	0	0	0	0	-20								
21 Jonathan Aybar	16:45	4-5	0-0	1-1	0	1	0	3	1	8	1	1	0	0	1	23							
33 Oscar Berry	19:03	1-2	0-1	0-0	0	3	0	0	2	0	1	0	0	0	-24								
13 Max Hrdlicka	11:38	1-6	0-1	0-1	1	2	3	1	2	1	2	1	0	1	0								
23 Juh Nze	10:08	0-4	0-2	0-1	0	2	2	1	0	1	0	1	0	0	-1								
4 Trent Coleman	06:16	1-2	0-0	4-6	3	2	5	0	3	6	0	0	0	0	4								
1 Mark Flakus	04:10	1-1	1-1	0-0	1	0	1	0	0	3	0	0	0	0	4								
11 Brandon Rasmussen	01:45	0-1	0-0	0-0	0	1	0	0	0	0	0	0	0	0	-6								
Team					3	4	7	0	0	2													
Totals		20-58	6-21	10-21	12	23	35	14	19	56	6	16	5	1	9	-40							

Technical Fouls: NONE

NO. Name	Min	FG			3P			FT			Rebounds		Fouls		TP	AS	TO	ST	Blocks			+/-	
		M/A	M/A	M/A	M/A	M/A	M/A	M/A	M/A	M/A	OR	DR	OR	DR					PF	FD	BS		BA
0 Jacob Toppin	F 21:17	7-15	1-2	5-8	4	6	10	2	7	20	1	1	0	0	0	32							
34 Oscar Tshiebwé	F 22:17	8-11	0-0	0-0	7	8	15	0	0	16	5	1	3	2	0	40							
2 Sahvir Wheeler	G 22:56	2-5	1-1	0-0	0	1	1	3	0	5	1	0	0	0	1	32							
12 Antonio Reeves	G 28:40	7-12	4-8	2-2	2	4	6	1	1	20	1	2	0	0	0	38							
22 Cason Wallace	G 24:54	3-8	2-6	0-0	0	1	1	0	0	6	0	1	0	0	30								
1 CJ Fredrick	10:38	1-2	0-1	0-0	0	0	0	0	0	1	0	2	0	0	0	18							
4 Daimion Collins	16:29	2-7	0-1	0-0	1	4	5	4	1	1	0	1	0	0	2	12							
24 Chris Livingston	16:05	1-2	0-1	7-7	0	0	0	1	4	9	1	0	2	0	10								
33 Ugonna Oryenso	17:43	3-7	0-0	1-2	3	7	10	3	1	7	0	0	1	0	3	0							
3 Adou Thiero	12:19	1-2	1-2	2-2	0	1	1	2	1	5	0	0	0	0	2	0							
14 Brennan Canada	02:14	0-1	0-1	0-0	0	0	0	0	0	0	0	0	0	0	-4								
21 Walker Horn	02:14	0-1	0-1	0-0	0	0	0	0	0	0	0	0	0	0	-4								
25 Kareem Watkins	02:14	0-0	0-0	0-0	0	0	0	0	0	0	0	0	0	0	-4								
Team					1	0	1	0	0	0	0	0	0	0									
Totals		35-73	9-24	17-21	18	32	50	19	14	96	23	7	7	9	1	40							

Technical Fouls: NONE

	UNF	UKY	Points from Turnovers	UNF	UKY	Period by Period Scoring			
Biggest lead	0 (1 st 20:00)	47 (2 nd 5:14)	Turnovers	12	17	1st	2nd	TOT	
Best Scoring Run	6 (2 nd 0:07)	12 (2 nd 19:01)	Paint	18	42	UNF	23	33	56
Lead Changes	0		Second Chance	8	22	UKY	54	42	96
Times Tied	2		Fast Breaks	4	20				

BOX SCORES

GAME NINE #16/16 KENTUCKY 69, YALE 59



Official Basketball Box Score - Final
Yale at Kentucky
12/10/22 Rupp Arena, Lexington
2022-23 Men's Basketball

Game Time: 1:00 PM
Game Duration: 1:55
Attendance: 20,264

Officials: Todd Austin, Owen Shortt, Lucas Santos

NO.	Name	Min	FG M-A	3P M-A	FT M-A	Rebounds		Fouls		TP	AS	TO	ST	Blocks			+/-
						OR	DR	PF	FD					BS	BA	+	
15	EJ Jarvis	23:19	6-12	0-0	0-0	4	3	7	2	1	12	1	0	0	1	-7	
35	Isiah Kelly	17:51	0-0	0-0	2-2	1	3	4	3	2	1	4	0	0	0	3	
2	Bez Mbeng	31:32	2-8	1-4	2-2	1	7	8	1	3	7	1	2	1	0	-12	
3	August Mahoney	30:55	4-5	2-2	0-0	2	2	0	1	10	3	1	0	0	0	-12	
4	John Poulakidas	35:20	4-10	1-3	0-0	0	0	0	3	1	9	0	2	1	0	-14	
23	Yussif Basa-Ama	05:43	0-0	0-0	0-0	1	1	1	2	0	0	0	0	0	0	-3	
33	Jack Molloy	26:49	5-9	2-5	2-2	0	1	1	1	14	1	0	0	0	0	-9	
13	Michael Feinberg	09:05	1-2	1-1	1-4	1	0	1	3	4	0	0	0	0	0	2	
24	Yassine Gharram	08:28	0-2	0-0	1-2	1	0	1	1	1	1	1	0	0	0	2	
1	Danny Wolf	10:58	0-3	0-2	0-0	1	0	1	0	1	0	1	0	0	0	0	
Team			2	2	4	0	0	0	0	4							
Totals		22:51	7-17	8-12	11	19	30	13	14	59	9	15	2	2	2	-10	

Shooting By Period		
1 st FG%	12:30	40.0%
3PT%	2-11	18.2%
FT%	1-2	50%
2 nd FG%	10:21	47.6%
3PT%	5-6	83.3%
FT%	7-10	70%
GM FG%	22:51	43.1%
3PT%	7-17	41.2%
FT%	6-12	66.7%

Dead Ball Rebounds: 3, 1

NO.	Name	Min	FG M-A	3P M-A	FT M-A	Rebounds		Fouls		TP	AS	TO	ST	Blocks			+/-
						OR	DR	PF	FD					BS	BA	+	
0	Jacob Toppin	31:31	2-6	0-1	0-0	2	3	5	1	0	4	4	1	0	0	14	
34	Oscar Tshiebwe	37:59	13-18	0-0	2-3	5	7	12	3	4	28	2	0	2	2	0	8
2	Sahvir Wheeler	34:02	5-14	0-2	0-1	0	4	4	1	3	10	1	2	0	1	10	
12	Antonio Reeves	30:58	3-7	1-3	3-4	0	2	2	2	10	3	1	1	0	0	7	
22	Cason Wallace	34:49	2-4	2-3	2-2	3	2	5	2	1	8	2	1	1	0	9	
1	CJ Fredrick	09:02	0-2	0-0	0-0	0	0	0	0	3	0	1	0	1	0	3	
4	Daimion Collins	05:51	0-1	0-1	0-0	1	1	2	2	0	0	0	2	0	0	-1	
24	Chris Livingston	13:47	3-5	1-1	0-0	0	0	0	0	0	7	2	1	0	0	-2	
33	Ugonna Onyenso	02:01	1-1	0-0	0-0	1	0	1	0	0	2	1	0	0	0	-2	
Team			0	0	0	0	0	0	0	0	2						
Totals		29:58	4-11	7-10	12	19	31	14	13	69	15	9	7	2	2	10	

Shooting By Period		
1 st FG%	13:32	40.6%
3PT%	4-8	50.0%
FT%	3-5	60%
2 nd FG%	16:26	61.5%
3PT%	0-3	0%
FT%	4-5	80%
GM FG%	29:58	50.0%
3PT%	4-11	36.4%
FT%	7-10	70.0%

Dead Ball Rebounds: 0, 0

Points from Turnovers	YAL	UKY	Period by Period Scoring		
			1st	2nd	TOT
Biggest lead	2 (2 nd 17:37)	15 (2 nd 4:08)			
Best Scoring Run	10 (2 nd 17:37)	9 (1 st 14:51)			
Lead Changes	2				
Times Tied	5				
Time with Lead	00:13	36:10			
Paint	18	40			
Second Chance	6	12			
Fast Breaks	7	8			
Bench	19	9			
UKY			27	32	59
UKY			33	36	69

GAME 10 #16/14 UCLA 63, #13/13 KENTUCKY 53



Official Basketball Box Score - Final
UCLA at Kentucky
12/17/22 Madison Square Garden, New York
2022-23 Men's Basketball

Game Time: 5:15 PM
Game Duration: 2:0
Attendance: 20,265

Officials: Randy McCall, Bert Smith, Brian Dorse

NO.	Name	Min	FG M-A	3P M-A	FT M-A	Rebounds		Fouls		TP	AS	TO	ST	Blocks			+/-
						OR	DR	PF	FD					BS	BA	+	
3	Adem Bona	12:15	0-0	0-0	0-0	1	3	4	4	0	1	2	0	0	2	0	3
0	Jaylen Clark	35:32	6-11	0-2	3-6	2	6	8	2	5	15	2	1	4	0	1	12
5	Amari Bailey	23:14	1-6	0-0	1-2	0	2	0	1	3	0	2	0	0	1	-8	
10	Tyger Campbell	35:07	7-17	0-2	1-1	0	3	3	1	2	15	2	2	1	0	0	6
24	Jaime Jaquez Jr.	36:48	9-19	0-2	1-2	4	8	12	3	5	19	4	4	1	1	12	
34	David Singleton	25:03	3-5	2-2	0-0	1	0	1	0	2	8	1	0	2	0	14	
14	Kenneth Nwuba	13:08	1-1	0-0	0-0	3	0	3	5	0	2	0	1	0	0	5	
2	Dylan Andrews	02:16	0-0	0-0	0-0	0	0	0	0	1	0	0	0	0	0	3	
4	Will McClendon	03:28	0-0	0-0	0-0	0	0	0	0	0	0	0	0	0	0	-2	
12	Mac Etienne	13:09	0-0	0-0	1-4	1	4	5	1	2	1	1	0	0	1	0	5
Team			1	4	5	0	0	0	0	0	1	1	13	11	4	4	10
Totals		27:59	2-8	7-15	13	30	43	17	17	63	11	13	11	4	4	10	

Shooting By Period		
1 st FG%	17:34	50.0%
3PT%	1-5	20.0%
FT%	0-1	0%
2 nd FG%	10:25	40.0%
3PT%	1-3	33.3%
FT%	7-14	50%
GM FG%	27:59	45.8%
3PT%	2-8	25.0%
FT%	7-15	46.7%

Dead Ball Rebounds: 6, 0

NO.	Name	Min	FG M-A	3P M-A	FT M-A	Rebounds		Fouls		TP	AS	TO	ST	Blocks			+/-
						OR	DR	PF	FD					BS	BA	+	
0	Jacob Toppin	24:14	2-10	1-2	4	3	7	2	3	5	2	3	1	0	2	-16	
34	Oscar Tshiebwe	39:27	4-12	0-0	4	8	16	3	7	2	3	2	2	3	2	-8	
2	Sahvir Wheeler	36:18	5-7	1-1	0-0	1	2	3	3	2	11	6	1	0	0	-5	
12	Antonio Reeves	21:20	2-13	2-8	0	0	0	0	1	1	6	1	2	1	0	-9	
22	Cason Wallace	33:26	2-13	1-7	2-3	1	2	3	2	3	7	0	2	2	0	-7	
1	CJ Fredrick	06:27	0-0	0-0	0-0	0	0	0	0	0	0	0	0	0	0	-10	
24	Chris Livingston	24:27	5-8	2-3	2-3	2	2	4	4	2	14	0	0	0	0	-1	
33	Ugonna Onyenso	00:33	0-0	0-0	0-0	0	0	0	0	0	0	0	0	0	0	-2	
55	Lance Ware	13:48	1-1	0-0	0-0	3	2	5	1	0	2	3	1	0	0	8	
Team			2	2	4	0	0	0	0	0	0	0	0	0	0	0	
Totals		21:64	6-21	5-13	21	21	42	17	17	53	14	16	8	4	4	-10	

Shooting By Period		
1 st FG%	11-31	35.5%
3PT%	3-9	33.3%
FT%	2-6	33.3%
2 nd FG%	10-33	30.3%
3PT%	3-12	25.0%
FT%	3-7	42.9%
GM FG%	21-64	32.8%
3PT%	6-21	28.6%
FT%	5-13	38.5%

Dead Ball Rebounds: 0, 0

Points from Turnovers	UCLA	KEN	Period by Period Scoring		
			1st	2nd	TOT
Biggest lead	13 (1 st 6:28)	3 (1 st 18:33)			
Best Scoring Run	8 (2 nd 0:18)	7 (1 st 1:04)			
Lead Changes	2				
Times Tied	4				
Time with Lead	35:53	01:13			
Paint	32	20			
Second Chance	14	9			
Fast Breaks	7	0			
Bench	11	16			
UCLA	35	28	63		
KEN	27	26	53		

GAME 11 #19/16 KENTUCKY 88, FLORIDA A&M 68



Official Basketball Box Score - Final
Florida A&M at Kentucky
12/21/22 Rupp Arena, Lexington
2022-23 Men's Basketball

Game Time: 7:00 PM
Game Duration: 1:54
Attendance: 20,226

Officials: Anthony Jordan, Byron Jarrett, Landon Brades

NO.	Name	Min	FG M-A	3P M-A	FT M-A	Rebounds		Fouls		TP	AS	TO	ST	Blocks			+/-
						OR	DR	PF	FD					BS	BA	+	
5	Jaylen Bates	31:14	7-10	2-3	5-6	2	3	5	3	3	21	2	3	0	0	0	-18
10	Chase Barrs	21:12	1-2	0-0	0-0	1	1	2	1	0	2	0	1	0	1	-18	
1	Byron Smith	33:27	3-6	1-2	0-0	0	2	2	0	2	7	1	1	1	0	-15	
2	Jordan Chatman	14:26	1-2	0-0	0-0	1	0	1	3	0	2	0	0	0	0	-5	
23	Jordan Tiltman	35:51	4-10	2-5	0-0	0	0	0	3	3	10	2	5	0	0	-26	
0	Dimingus Stevens	10:19	5-8	2-3	1-1	0	0	0	2	1	13	1	1	0	0	-5	
4	Hantz Louis-Jeune	34:12	2-4	0-0	1-1	0	2	3	2	3	3	0	0	0	0	-7	
3	Peyton Williams	26:59	3-7	2-3	0-0	1	3	4	2	1	8	3	0	0	0	-4	
14	Tang Eisa	00:35	0-1	0-0	0-0	0	1	1	0	0	0	0	0	0	0	0	
34	Richard Mathews	01:45	0-0	0-0	0-0	0	0	0	0	0	0	0	0	0	0	-2	
Team			1	0	1	0	0	0	0	0	1						
Totals		26:50	9-16	7-8	6	12	18	17	12	68	12	12	1	1	1	-20	

Shooting By Period		
1 st FG%	12-23	52.2%
3PT%	4-8	50.0%
FT%	4-5	80%
2 nd FG%	14-27	51.9%
3PT%	5-8	62.5%
FT%	3-3	100%
GM FG%	26-50	52.0%
3PT%	9-16	56.3%
FT%	7-8	87.5%

Dead Ball Rebounds: 0, 0

NO.	Name	Min
-----	------	-----

BOX SCORES

GAME 13 #19/17 KENTUCKY 86, LOUISVILLE 63



Official Basketball Box Score - Final
Louisville at Kentucky
12/31/22 Rupp Arena, Lexington
2022-23 Men's Basketball

Game Time: 12:00 PM
Game Duration: 2:05
Attendance: 20,934

Officials: Joe Lindsey, Pat Adams, Ron Groover

Louisville - 63

Record: 2-12

NO.	Name	Min	FG		3P		FT		Rebounds		Fouls		TP	AS	TO	ST	Blocks		+/-
			M-A	M-A	M-A	M-A	OR	DR	PF	FD	BS	BA							
1	Mike James	30:21	3-9	1-3	1-1	1	1	2	2	3	8	1	3	1	0	1	0	1	-19
5	Brandon Huntley-Hatfield	30:41	5-7	0-0	0-0	0	4	4	3	2	10	1	4	0	1	0	0	0	-28
21	Sydney Curry	15:24	1-1	0-0	1-2	1	1	2	4	1	3	1	1	1	1	0	0	0	-4
24	Jae'Lyn Withers	17:26	0-1	0-0	2-2	0	1	1	2	2	2	0	1	1	0	0	0	0	-10
3	Ei Ellis	26:27	7-16	1-6	8-10	0	1	1	1	6	23	2	2	4	0	0	0	0	-17
12	JJ Traynor	25:05	2-4	0-2	1-2	1	2	3	0	1	5	0	0	1	0	0	0	0	-17
22	Kaman Lands	25:57	3-6	0-1	3-4	3	0	3	3	2	9	0	0	0	0	0	0	0	-15
4	Roosevelt Wheeler	06:05	1-2	0-0	1-2	2	1	3	2	1	3	0	0	0	0	0	0	0	0
15	Hercy Miller	06:04	0-0	0-0	0-0	0	0	0	0	0	0	0	0	0	0	0	0	0	0
11	Fabio Basil	02:54	0-1	0-1	0-0	0	0	0	0	0	0	0	0	0	0	0	0	0	-5
0	Devin Rea	01:48	0-0	0-0	0-0	0	1	1	0	0	0	0	0	0	0	0	0	0	0
23	Alexander Payne	01:48	0-0	0-0	0-0	0	0	0	0	0	0	0	0	0	0	0	0	0	0
Team																			
Totals		22:47	2-13	17-23	8	12	20	18	18	63	5	15	7	2	1	2	1	2	3

Shooting By Period	
1st FG%	13-29 44.8%
3PT%	1-8 12.5%
FT%	3-5 60%
2nd FG%	9-18 50.0%
3PT%	1-5 20.0%
FT%	14-18 77.8%
GM FG%	22-47 46.8%
3PT%	2-13 15.4%
FT%	17-23 73.9%

Dead Ball Rebounds: 5, 0

Technical Fouls: NONE

Kentucky - 86

Record: 9-4

NO.	Name	Min	FG		3P		FT		Rebounds		Fouls		TP	AS	TO	ST	Blocks		+/-
			M-A	M-A	M-A	M-A	OR	DR	PF	FD	BS	BA							
0	Jacob Toppin	34:58	10-15	0-1	4-6	3	4	7	4	5	24	2	2	0	0	0	0	0	23
24	Chris Livingston	20:25	2-6	1-3	0-0	1	2	3	1	0	5	2	0	1	0	1	0	1	17
34	Oscar Tshiebwie	36:42	10-13	0-0	4-9	8	6	14	3	6	24	2	5	2	0	0	1	24	
2	Sahvir Wheeler	38:52	2-6	1-3	2-2	1	0	1	3	2	7	9	4	2	0	0	0	23	
22	Cason Wallace	37:15	6-8	2-4	3-4	0	5	5	3	3	17	2	0	2	0	0	0	26	
12	Antonio Reeves	16:30	1-4	0-2	3-4	0	1	1	1	2	5	0	0	0	0	1	0	6	
3	Adou Thiero	06:58	0-0	0-0	0-0	0	0	0	0	0	0	0	0	0	0	0	0	0	
33	Ugonna Oyeniso	02:15	0-0	0-0	0-0	0	0	0	0	0	0	0	0	0	0	0	0	0	
4	Daimion Collins	02:58	1-2	0-0	0-0	0	0	0	0	0	2	0	0	0	0	0	0	0	
55	Lance Ware	03:07	1-1	0-0	0-0	0	0	0	0	0	3	0	2	1	1	0	0	0	
Team																			
Totals		33:55	4-13	16-25	15	18	33	18	18	86	18	12	7	1	2	2	3	23	

Shooting By Period	
1st FG%	19-30 63.3%
3PT%	3-8 37.5%
FT%	4-9 44.4%
2nd FG%	14-25 56.0%
3PT%	1-5 20.0%
FT%	12-16 75%
GM FG%	33-55 60.0%
3PT%	4-13 30.8%
FT%	16-25 64.0%

Dead Ball Rebounds: 4, 0

Technical Fouls: NONE

Louisville - 63

Record: 2-12

Largest Lead		Points from Turnovers		Period by Period Scoring	
LOU	UKY	LOU	UKY	1st	2nd
0 (1st 20:00)	27 (2nd 3:17)	34	46	30	33
7 (2nd 18:32)	9 (1st 17:04)	12	20	45	41
0	0	8	2	63	86
0	0	17	9		
0:00	39:23				

GAME 14 RV/25 KENTUCKY 74, RV/RV LSU 71



Official Basketball Box Score - Final
LSU at Kentucky
01/03/23 Rupp Arena, Lexington
2022-23 Men's Basketball

Game Time: 8:00 PM
Game Duration: 2:11
Attendance: 19,611

Officials: Doug Shows, Vladimir Voyard-Tadaj, Jeb Hartness

LSU - 71

Record: 12-2 (1-1)

NO.	Name	Min	FG		3P		FT		Rebounds		Fouls		TP	AS	TO	ST	Blocks		+/-
			M-A	M-A	M-A	M-A	OR	DR	PF	FD	BS	BA							
12	KJ Williams	35:39	8-13	4-6	3-3	0	3	3	2	23	2	1	0	1	0	0	0	0	-1
20	Derek Fountain	25:14	3-4	0-0	0-0	3	5	8	2	2	6	2	1	1	0	0	0	0	6
1	Cam Hayes	31:43	3-5	2-4	3-3	0	0	0	2	1	11	2	1	0	0	0	0	0	4
3	Justice Hill	12:43	0-3	0-1	0-0	0	1	1	0	0	0	0	1	0	0	0	0	0	-13
44	Adam Miller	33:29	5-15	5-13	0-0	0	1	1	0	15	2	0	0	0	0	0	0	0	0
0	Trae Hannibal	29:03	5-6	0-0	2-4	1	2	3	2	4	12	4	4	1	0	0	0	0	5
11	Justice Williams	11:12	1-4	0-1	0-0	1	2	1	0	2	1	0	0	0	0	0	0	0	1
13	Jalen Reed	13:40	1-3	0-0	0-0	0	2	2	3	1	2	1	0	0	0	0	0	0	-6
4	Kendal Coleman	02:27	0-0	0-0	0-0	0	0	0	0	1	0	0	0	0	0	0	0	0	-3
34	Shawn Phillips Jr.	03:00	0-0	0-0	0-0	0	0	0	0	1	0	0	0	0	0	0	0	0	-2
5	Mwani Wilkinson	01:50	0-0	0-0	0-0	0	0	0	0	0	0	0	0	0	0	0	0	0	-1
Team																			
Totals		26:53	11-25	8-10	5	17	22	15	11	71	15	9	3	1	3	3	0	0	0

Shooting By Period	
1st FG%	14-27 51.9%
3PT%	6-13 46.2%
FT%	4-4 100%
2nd FG%	12-26 46.2%
3PT%	5-12 41.7%
FT%	4-6 66.7%
GM FG%	26-53 49.1%
3PT%	11-25 44.0%
FT%	8-10 80.0%

Dead Ball Rebounds: 2, 1

Technical Fouls: NONE

Kentucky - 74

Record: 10-4 (1-1)

NO.	Name	Min	FG		3P		FT		Rebounds		Fouls		TP	AS	TO	ST	Blocks		+/-
			M-A	M-A	M-A	M-A	OR	DR	PF	FD	BS	BA							
0	Jacob Toppin	31:04	9-13	1-1	2-2	1	2	3	1	3	21	3	1	1	0	0	0	0	0
24	Chris Livingston	28:40	1-5	1-4	2-2	0	1	1	1	1	5	1	0	0	0	0	0	0	0
34	Oscar Tshiebwie	37:00	7-9	0-0	5-7	9	16	3	7	19	1	0	1	1	1	3	0	0	0
2	Sahvir Wheeler	37:20	4-10	3-5	0-1	0	6	6	2	3	11	9	2	0	0	0	0	0	2
22	Cason Wallace	40:00	6-13	2-7	0-0	0	3	3	1	0	14	4	1	0	0	0	0	0	3
12	Antonio Reeves	13:59	0-1	0-1	2-2	0	0	0	1	1	2	0	1	0	0	0	0	0	0
4	Daimion Collins	08:56	1-3	0-0	0-0	1	0	1	0	2	0	0	0	0	0	0	0	0	-1
Team																			
Totals		28:54	7-18	11-14	10	21	31	11	15	74	18	6	2	3	1	3	0	0	0

Shooting By Period	
1st FG%	16-28 57.1%
3PT%	4-8 50.0%
FT%	6-8 75%
2nd FG%	12-26 46.2%
3PT%	3-10 30.0%
FT%	5-6 83.3%
GM FG%	28-54 51.9%
3PT%	7-18 38.9%
FT%	11-14 78.6%

Dead Ball Rebounds: 1, 1

Technical Fouls: NONE

Biggest lead	Points from Turnovers		Period by Period Scoring	
	LSU	UKY	1st	2nd
2 (1st 11:36)	10 (2nd 12:30)	4	7	
8 (2nd 6:29)	7 (2nd 17:54)	26	34	
6	6	38	33	71
3	2	42	32	74
02:44	34:59	16	4	

GAME 15 #7/7 ALABAMA 78, RV/25 KENTUCKY 52



Official Basketball Box Score - Final
Kentucky at Alabama
01/07/23 Coleman Coliseum, Tuscaloosa
2022-23 Men's Basketball

Game Time: 12:00 PM
Game Duration: 2:02
Attendance: 13,474

Officials: Don Daly, K.B. Burdett Jr., Byron Jarrett

Kentucky - 52

Record: 10-5 (1-2)

NO.	Name	Min	FG		3P		FT		Rebounds		Fouls		TP	AS	TO	ST	Blocks		+/-
			M-A	M-A	M-A	M-A	OR	DR	PF	FD	BS	BA							
0	Jacob Toppin	25:16	1-10	1-1	0-0	3	3	6	3	0	3	0	0	0	0	2	1	-15	
24	Chris Livingston	22:46	2-6	0-3	0-0	2	1	3	1	0	4	0	1	0	0	0	0	0	-19
34	Oscar Tshiebwie	22:50	1-7	0-0	2-2	4	2	6	4	3	4	0	4	0	1	2	0	0	-25
2	Sahvir Wheeler	35:02	7-16	0-2	1-2	1	1	2	4	3	15	3	1	1	0	0	0	0	-23
22	Cason Wallace	22:44	1-3	0-6	0-0	1	4	5	3	0	2	3	1	0	0	0	0	0	-23
4	Daimion Collins	14:39	2-3	0-0	0-0	1	1	2	1	2	4	0	1	1	1	0	0	0	0
33	Ugonna Oyeniso	11																	

BOX SCORES

GAME 17 NR/RV KENTUCKY 63, #5/5 TENNESSEE 56



Official Basketball Box Score - Final
Kentucky at Tennessee
01/14/23 Thompson-Boling Arena, Knoxville, Tennessee
2022-23 Tennessee Men's Basketball

Game Time: 12:04 PM
Game Duration: 2:22
Attendance: 21,678

Officials: Terry Oglesby, Pat Adams, Chuck Jones

Kentucky - 63

Record: 11-6 (2-3)

NO.	Name	Min	FG			3P			FT			Rebounds			Fouls			TP	AS	TO	ST	Blocks			+/-
			M-A	M-A	M-A	M-A	M-A	OR	DR	TOT	PF	FD	PF	FD	PF	FD	BS					BA	BA		
0	Jacob Toppin	F	32:45	1-5	0-0	3-5	2	6	8	1	5	5	3	0	0	0	10								
24	Chris Livingston	F	17:53	2-5	0-0	2-2	1	3	4	2	1	6	0	1	1	1	-5								
34	Oscar Tshiebwé	F	39:05	6-12	0-0	3-4	4	9	13	3	4	15	1	0	1	0	1	7							
1	CJ Fredrick	G	36:51	4-11	3-9	2-2	0	2	2	1	3	13	1	2	0	0	1	8							
22	Cason Wallace	G	22:27	0-3	0-1	0-0	0	3	3	4	1	0	6	5	2	0	0	6							
12	Antonio Reeves	F	20:31	4-10	2-6	8-8	0	4	4	3	7	18	1	4	0	0	0	13							
3	Adou Thiero	G	12:37	0-3	0-0	4-4	0	0	0	3	3	4	0	2	2	0	-1	-1							
55	Lance Ware	F	07:15	1-1	0-0	0-0	1	2	3	1	0	2	0	1	0	0	-3	-3							
33	Ugonna Onyenso	G	00:55	0-1	0-0	0-0	2	0	2	0	0	0	0	0	0	0	0	0							
Team							3	1	4		0														
Totals			18:51	5-16	22-25	13	30	43	18	24	63	14	19	6	1	3	7								

Technical Fouls: NONE

Shooting By Period		
1st	FG%	11-30 36.7%
3PT%	3-10 30.0%	
FT%	8-9 88.9%	
2nd	FG%	7-21 33.3%
3PT%	2-6 33.3%	
FT%	14-16 87.5%	
GM	FG%	18-51 35.3%
3PT%	5-16 31.3%	
FT%	22-25 88.0%	

Dead Ball Rebounds: 0, 2

Tennessee - 56

Record: 14-3 (4-1)

NO.	Name	Min	FG			3P			FT			Rebounds			Fouls			TP	AS	TO	ST	Blocks			+/-
			M-A	M-A	M-A	M-A	M-A	OR	DR	TOT	PF	FD	PF	FD	PF	FD	BS					BA	BA		
2	Julian Phillips	F	17:58	1-2	0-0	0-0	1	2	3	4	1	2	0	2	0	0	1	0	8						
13	Oliver Nkamhoua	F	13:31	1-3	0-1	0-1	0	2	3	1	1	2	1	2	1	0	0	-9	-9						
33	Uros Plavsic	F	25:23	9-11	0-0	1-2	1	3	5	2	19	1	1	0	1	0	13								
4	Tyreke Key	G	31:27	2-6	1-4	2-2	0	1	1	2	4	7	2	0	1	0	-10	-10							
25	Santiago Vescovi	G	32:19	4-13	1-6	4-5	0	1	1	3	7	13	1	1	4	0	1	-1	-1						
0	Jonas Aidoo	G	13:58	0-1	0-0	0-0	4	4	0	0	0	1	1	1	0	0	-15	-15							
5	Zakai Zeigler	F	27:07	3-12	0-0	0-0	0	0	0	2	1	6	7	2	1	0	-8	-8							
30	Josiah-Jordan James	F	23:38	2-8	1-6	0-0	0	5	5	4	2	1	1	1	0	0	-5	-5							
15	Jahmai Mashack	G	04:45	0-0	0-0	0-0	0	1	1	0	0	0	0	0	0	0	-8	-8							
11	Tobe Awaka	F	05:59	1-1	0-0	0-0	0	1	1	0	0	2	0	0	0	0	-8	-8							
Team							1	1	2		0														
Totals			23:57	3-21	7-10	4	19	23	24	18	56	17	11	7	3	1	-7	-7							

Technical Fouls: NONE

Shooting By Period		
1st	FG%	11-25 44.0%
3PT%	2-9 22.2%	
FT%	2-3 66.7%	
2nd	FG%	12-32 37.5%
3PT%	1-12 8.3%	
FT%	5-7 71.4%	
GM	FG%	23-57 40.4%
3PT%	3-21 14.3%	
FT%	7-10 70.0%	

Dead Ball Rebounds: 1, 4

CATS		TENN	
Biggest lead	9 (2 nd 18:04)	8 (1 st 17:25)	
Best Scoring Run	10 (1 st 12:23)	8 (1 st 17:25)	
Lead Changes	13		
Times Tied	8		
Time with Lead	25:37	11:38	

Points from	CATS	TENN
Turnovers	11	18
Paint	18	36
Second Chance	12	4
Fast Breaks	7	2
Bench	24	13

Period by Period Scoring			
1st	2nd	TOT	
CATS	33	30	63
TENN	26	30	56

GAME 18 NR/RV KENTUCKY 85, GEORGIA 71



Official Basketball Box Score - Final
Georgia at Kentucky
01/17/23 Rupp Arena, Lexington
2022-23 Men's Basketball

Game Time: 9:00 PM
Game Duration: 2:11
Attendance: 19,177

Officials: Joe Lindsay, Owen Scott, Job Harnesse

Georgia - 71

Record: 13-5 (3-2)

NO.	Name	Min	FG			3P			FT			Rebounds			Fouls			TP	AS	TO	ST	Blocks			+/-
			M-A	M-A	M-A	M-A	M-A	OR	DR	TOT	PF	FD	PF	FD	PF	FD	BS					BA	BA		
12	Matthew-Alexander Moncrieffe	F	25:23	3-5	0-0	0-0	1	4	5	4	1	6	0	2	0	1	1	20							
23	Braelyn Bridges	C	21:28	1-2	0-0	7-8	0	1	1	4	4	9	2	0	0	0	2								
0	Terry Roberts	G	34:01	7-17	3-8	4-6	0	5	5	4	5	21	3	5	1	0	-7	-7							
3	Karion Oquendo	G	30:51	7-13	1-4	3-6	0	3	3	0	4	18	0	0	0	0	-14	-14							
18	Mardex McBride	G	07:36	0-0	0-0	0-2	0	1	1	1	2	0	0	0	0	0	-6	-6							
5	Frank Anselme	F	15:52	0-0	0-0	0-0	1	2	3	2	2	0	0	0	2	0	-9	-9							
11	Justin Hill	F	17:11	2-6	1-2	0-0	4	4	0	0	5	2	3	0	0	1	-7	-7							
1	Jabri Abdul-Rahim	F	25:39	3-6	1-4	2-2	0	2	2	3	1	9	0	0	0	0	-10	-10							
4	Jusum Holt	F	20:40	0-2	0-1	0-0	0	3	3	2	0	0	0	0	0	0	-1	-1							
15	Jaiyin Ingram	F	02:59	1-1	1-1	0-0	0	0	0	0	3	0	0	0	0	0	-2	-2							
Team							2	2	4		0														
Totals			24:52	7-20	16-24	4	27	31	23	19	71	7	11	3	1	5	-14	-14							

Technical Fouls: NONE

Shooting By Period		
1st	FG%	15-27 55.6%
3PT%	4-11 36.4%	
FT%	8-9 88.9%	
2nd	FG%	9-25 36.0%
3PT%	3-9 33.3%	
FT%	8-15 53.3%	
GM	FG%	24-52 46.2%
3PT%	7-20 35.0%	
FT%	16-24 66.7%	

Dead Ball Rebounds: 3, 0

Kentucky - 85

Record: 12-6 (3-3)

NO.	Name	Min	FG			3P			FT			Rebounds			Fouls			TP	AS	TO	ST	Blocks			+/-
			M-A	M-A	M-A	M-A	M-A	OR	DR	TOT	PF	FD	PF	FD	PF	FD	BS					BA	BA		
0	Jacob Toppin	F	38:33	3-10	0-0	5-6	2	9	11	2	6	11	4	0	1	2	0	14							
24	Chris Livingston	F	15:50	1-4	0-1	2-2	0	1	1	0	1	4	2	1	1	0	9								
34	Oscar Tshiebwé	F	38:39	12-20	0-0	13-18	11	13	24	3	12	37	1	0	3	1	15								
1	CJ Fredrick	G	36:27	1-8	1-5	0-0	1	1	1	3	1	3	2	0	0	0	18								
22	Cason Wallace	G	23:00	7-14	2-4	1-2	0	2	2	4	1	17	1	1	1	0	22								
12	Antonio Reeves	F	26:12	4-11	1-5	2-2	0	1	1	4	1	11	2	1	1	0	3								
2	Sahvir Wheeler	F	10:45	0-1	0-0	0-0	0	1	1	1	1	0	3	2	1	0	-9	-9							
55	Lance Ware	F	01:27	0-0	0-0	0-0	0	0	0	0	0	0	0	0	0	0	-1	-1							
3	Adou Thiero	G	02:46	0-0	0-0	0-0	0	0	0	0	0	0	0	0	1	0	-1	-1							
33	Ugonna Onyenso	G	01:21	1-1	0-0	0-0	0	0	0	0	0	2	0	0	0	0	-1	-1							
Team							3	0	3		0														
Totals			29:66	4-15	23-30	16	28	44	19	23	85	15	7	9	5	1	14								

Technical Fouls: Coach 2nd 6:30

Shooting By Period		
1st	FG%	11-33 33.3%
3PT%	2-7 28.6%	
FT%	10-11 90.9%	
2nd	FG%	18-33 54.5%
3PT%	2-8 25.0%	
FT%	13-19 68.4%	
GM	FG%	29-66 43.9%
3PT%	4-15 26.7%	
FT%	23-30 76.7%	

Dead Ball Rebounds: 1, 1

Biggest lead

UGA		UKY	
Biggest lead	11 (1 st 3:39)	14 (2 nd 0:27)	
Best Scoring Run	5 (1 st 16:55)	8 (2 nd 19:15)	
Lead Changes	5		
Times Tied	3		
Time with Lead	21:09	15:50	

Points from	UGA	UKY
Turnovers	12	12
Paint	30	38
Second Chance	2	18
Fast Breaks	13	11
Bench	17	13

Period by Period Scoring			
1st	2nd	TOT	
UGA	42	29	71
UKY	34	51	85

GAME 19 NR/RV KENTUCKY 76, RV/RV TEXAS A&M 67



Official Basketball Box Score - Final
Texas A&M at Kentucky
01/21/23 Rupp Arena, Lexington
2022-23 Men's Basketball

Game Time:

BOX SCORES

GAME 21

#9/9 KANSAS 77, RV/RV KENTUCKY 68



Official Basketball Box Score - Final
Kansas at Kentucky
01/28/23 Rupp Arena, Lexington
2022-23 Men's Basketball

Game Time: 8:00 PM
Game Duration: 2:05
Attendance: 20,418

Officials: Terry Oglesby, Pat Adams, Steven Anderson

Kansas - 77

Record: 17-4

NO.	Name	Min	FG M-A	3P M-A	FT M-A	Rebounds		Fouls		TP	AS	TO	ST	Blocks		+/-			
						OR	DR	OR	DR					PF	FD		BS	BA	
10	Jalen Wilson	F	38:43	9-18	2-3	2-2	1	7	8	1	4	22	2	1	2	0	1	5	
24	KJ Adams, Jr.	F	24:36	8-10	0-0	1-1	1	1	2	4	2	17	3	1	2	0	0	6	
3	Dajuan Harris	G	37:24	3-8	2-4	0-0	0	1	1	2	0	8	8	2	0	0	0	8	
4	Grady Dick	G	33:10	4-11	1-5	4-4	0	5	5	2	4	13	2	3	2	0	1	10	
15	Kevin McCullar	G	33:56	4-10	1-2	2-3	3	9	12	3	4	11	2	2	2	1	1	10	
1	Joseph Yesufu	F	02:52	0-1	0-0	0-0	0	0	0	0	0	0	0	0	0	0	0	-2	
35	Zuby Ejiyor	G	03:38	1-1	0-0	0-0	1	0	1	2	0	2	0	0	0	0	0	-3	
0	Bobby Pettiford	08:56	0-0	0-0	0-0	0	0	0	1	6	0	1	0	0	0	0	11		
23	Ernest Udeh Jr.	11:46	2-2	0-0	0-0	0	2	2	2	4	0	0	0	0	0	0	6		
11	MJ Rice	04:59	0-2	0-1	0-0	0	0	0	1	0	0	0	0	0	0	0	4		
Team							2	1	3										
Totals			31-63	6-16	9-10		8	26	34		18	14	77	18	10	9	2	3	9

Technical Fouls: NONE

Shooting By Period		
1st FG%	17-35	48.6%
3PT%	2-7	28.6%
FT%	5-5	100%
2nd FG%	14-28	50.0%
3PT%	4-9	44.4%
FT%	4-5	80%
GM FG%	31-63	49.2%
3PT%	6-16	37.5%
FT%	9-10	90.0%

Dead Ball Rebounds: 0, 0

Kentucky - 68

Record: 14-7

NO.	Name	Min	FG M-A	3P M-A	FT M-A	Rebounds		Fouls		TP	AS	TO	ST	Blocks		+/-			
						OR	DR	OR	DR					PF	FD		BS	BA	
0	Jacob Toppin	F	31:45	6-11	0-1	2-4	0	4	4	2	2	14	2	1	0	0	-7		
24	Chris Livingston	F	17:20	4-5	0-1	0-0	0	2	2	1	0	8	0	1	0	0	-7		
34	Oscar Tshiebwé	F	34:05	6-9	0-0	6-8	2	7	9	3	6	18	4	3	1	1	0		
1	CJ Fredrick	G	29:09	1-8	0-5	0-0	0	0	0	1	2	2	2	1	0	0	-1		
22	Cason Wallace	G	37:15	4-7	2-3	4-5	0	6	6	3	5	10	5	2	5	1	0		
12	Antonio Reeves	G	30:02	3-9	0-0	0-0	2	2	2	2	10	3	1	0	0	0	-8		
2	Sahvir Wheeler	G	14:29	1-2	0-0	0-1	1	1	1	2	2	0	0	0	0	0	-7		
55	Lance Ware	05:55	0-0	0-0	0-2	0	0	2	2	0	1	0	0	0	0	0	-3		
Team							2	1	3										
Totals			25-51	2-13	16-23		4	25	29		14	18	68	16	11	7	3	2	9

Technical Fouls: NONE

Shooting By Period		
1st FG%	15-27	55.6%
3PT%	0-6	0.0%
FT%	4-11	36.4%
2nd FG%	10-24	41.7%
3PT%	2-7	28.6%
FT%	12-12	100%
GM FG%	25-51	49.0%
3PT%	2-13	15.4%
FT%	16-23	69.6%

Dead Ball Rebounds: 3, 0

	KAN	UKY
Biggest lead	9 (1 st 2:31)	5 (1 st 16:03)
Best Scoring Run	6 (1 st 3:42)	5 (1 st 16:03)
Lead Changes	5	
Times Tied	3	
Time with Lead	30:11	08:24

	Points from		KAN	UKY	Period by Period Scoring	
	Turnovers	1st				2nd
	10	9				
	40	38				
	11	0	KAN	41	36	77
	4	10				
	6	12	UKY	34	34	68

GAME 22

KENTUCKY 75, OLE MISS 66



Official Basketball Box Score - Final
Kentucky at Ole Miss
01/31/23 The Sandy and John Black Pavilion at Ole Miss, Oxford, Miss.
2022-23 Men's Basketball

Game Time: 8:00 PM
Game Duration: 2:04
Attendance: 20,418

Officials: Doug Shows, K.B. Burdett Jr., Byron Jarrett

Kentucky - 75

Record: 15-7 (6-3)

NO.	Name	Min	FG M-A	3P M-A	FT M-A	Rebounds		Fouls		TP	AS	TO	ST	Blocks		+/-		
						OR	DR	OR	DR					PF	FD		BS	BA
0	Jacob Toppin	F	35:57	7-14	0-2	4-4	1	2	3	2	3	18	4	2	0	0	8	
24	Chris Livingston	F	30:43	3-5	0-1	0-0	3	4	7	5	0	6	1	0	0	0	16	
34	Oscar Tshiebwé	F	38:02	4-10	0-1	6-7	2	9	11	2	6	14	0	1	3	0	1	
1	CJ Fredrick	G	19:50	0-2	0-1	0-0	0	0	0	3	0	0	0	1	0	0	-10	
12	Antonio Reeves	G	33:34	2-8	0-0	0-0	4	4	1	0	4	9	1	0	0	0	12	
3	Adou Thiaro	G	31:29	8-12	6-7	5-5	0	3	3	1	5	27	1	4	2	0	12	
45	Lance Ware	06:26	0-0	0-0	2-4	0	1	1	0	2	2	1	0	0	0	0	1	
4	Daimion Collins	01:58	1-1	0-0	2-3	1	0	1	0	2	4	0	0	0	0	0	1	
Team							2	1	3									
Totals			25-52	6-12	19-23		9	24	33		14	18	75	17	9	5	1	9

Technical Fouls: NONE

Shooting By Period		
1st FG%	11-25	44.0%
3PT%	3-6	50.0%
FT%	7-11	63.6%
2nd FG%	14-27	51.9%
3PT%	3-6	50.0%
FT%	12-12	100%
GM FG%	25-52	48.1%
3PT%	6-12	50.0%
FT%	19-23	82.6%

Dead Ball Rebounds: 3, 1

Ole Miss - 66

Record: 9-13 (1-8)

NO.	Name	Min	FG M-A	3P M-A	FT M-A	Rebounds		Fouls		TP	AS	TO	ST	Blocks		+/-			
						OR	DR	OR	DR					PF	FD		BS	BA	
3	Myles Burns	F	34:02	3-6	0-2	1-1	3	5	8	2	3	7	3	0	2	0	0		
4	Jaemyn Brakefield	F	30:01	3-7	0-3	2-2	1	6	7	4	5	8	4	2	0	0	-7		
21	Robert Allen	F	22:47	3-7	0-1	2-2	2	1	3	3	1	8	4	1	1	0	-1		
1	Amaree Abram	G	36:06	7-15	3-6	0-0	1	2	2	0	17	3	1	0	0	1	-5		
2	TJ Caldwell	G	32:40	4-13	1-6	3-4	0	3	3	1	3	12	2	2	0	0	-7		
00	Jayveous McKinnis	18:34	5-6	0-0	0-1	2	3	3	1	10	0	0	0	0	0	0	-12		
5	James White	14:41	1-4	0-0	0-0	1	1	1	1	2	1	0	1	0	0	0	-15		
14	Tye Fagan	03:36	0-1	0-0	0-0	0	0	0	0	0	1	1	0	0	0	0	-4		
10	Theo Akwuba	07:33	1-2	0-0	0-0	0	0	0	0	2	2	0	0	0	0	0	4		
Team							2	0	2										
Totals			27-61	4-19	8-10		10	19	29		18	14	66	18	8	4	1	1	9

Technical Fouls: NONE

Shooting By Period		
1st FG%	14-32	43.8%
3PT%	2-8	25.0%
FT%	2-2	100%
2nd FG%	13-29	44.8%
3PT%	2-11	18.2%
FT%	6-8	75%
GM FG%	27-61	44.3%
3PT%	4-19	21.1%
FT%	8-10	80.0%

Dead Ball Rebounds: 1, 0

	UK	OM
Biggest lead	14 (2 nd 4:32)	7 (1 st 14:50)
Best Scoring Run	10 (1 st 11:56)	7 (1 st 14:50)
Lead Changes	4	
Times Tied	7	
Time with Lead	29:14	05:44

	Points from		UK	OM	Period by Period Scoring	
	Turnovers	1st				2nd
	10	11				
	30	32				
	9	15	UK	32	43	75
	8	5				
	33	14	OM	32	34	66

GAME 23

KENTUCKY 72, FLORIDA 67



Official Basketball Box Score - Final
Florida at Kentucky
02/04/23 Rupp Arena, Lexington
2022-23 Men's Basketball

Game Time: 8:30 PM
Game Duration: 2:05
Attendance: 20,315

Officials: Anthony Jordan, Todd Austin, Olando Poole

Florida - 67

Record: 13-10 (6-4)

NO.	Name	Min	FG M-A	3P M-A	FT M-A	Rebounds		Fouls		TP	AS	TO	ST	Blocks		+/-
						OR	DR	OR	DR							

BOX SCORES

GAME 25 GEORGIA 75, RV/RV KENTUCKY 68



Official Basketball Box Score - Final
Kentucky at Georgia
02/11/23 Siegelman Coliseum, Athens
2022-23 Men's Basketball

Game Time: 12:00 PM
Game Duration: 2:20
Attendance: 10,376

Officials: Tony Greene, Will Howard, Mike Nance

NO. Name	Min	FG			Rebounds			Fouls			TP	AS	TO	ST	Blocks		+/-
		M-A	M-A	M-A	OR	DR	TOT	PF	FD	FF					BA	BS	
0 Jacob Toppin	F 37:03	5-15	2-4	0-0	1	7	8	3	5	12	5	1	0	0	1	-7	
24 Chris Livingston	F 35:59	4-8	1-3	0-0	1	2	3	4	1	9	1	0	0	0	1	-8	
34 Oscar Tshiebwé	F 35:12	6-11	0-0	0-0	6	8	14	4	6	20	4	0	0	4	0	-12	
12 Antonio Reeves	G 40:00	8-21	4-8	0-0	1	5	6	2	0	20	4	0	1	0	0	-7	
22 Cason Wallace	G 28:06	2-8	0-4	1-1	2	1	3	4	1	5	6	1	0	1	0	3	
3 Adou Thiero	15:55	0-2	0-1	2-3	2	1	3	2	3	2	1	2	1	0	0	-9	
4 Daimion Collins	07:45	0-0	0-0	0-0	0	0	0	4	0	0	0	1	0	0	0	5	
Totals		25-65	7-20	11-13	14	24	38	23	16	68	17	9	1	5	2	-7	

Technical Fouls: NONE

Shooting By Period		
1st FG%	11-31	35.5%
3PT%	4-10	40.0%
FT%	6-8	75%
2nd FG%	14-34	41.2%
3PT%	3-10	30.0%
FT%	5-5	100%
GM FG%	25-65	38.5%
3PT%	7-20	35.0%
FT%	11-13	84.6%

Dead Ball Rebounds: 0, 0

NO. Name	Min	FG			Rebounds			Fouls			TP	AS	TO	ST	Blocks		+/-
		M-A	M-A	M-A	OR	DR	TOT	PF	FD	FF					BA	BS	
12 Matthew-Alexander Moncrieffe	F 22:21	0-4	0-0	2-2	1	8	9	4	2	2	1	3	0	0	0	6	
23 Braelyn Bridges	C 27:54	5-6	0-0	2-3	0	5	5	1	3	12	3	0	0	0	0	22	
3 Kario Oquendo	G 31:32	5-15	1-8	10-12	1	0	1	2	9	21	1	0	0	0	1	8	
4 Jusaun Holt	G 21:33	1-5	0-2	2-2	2	1	3	1	2	4	0	0	0	0	0	4	
11 Justin Hill	G 24:11	4-8	1-1	6-6	0	3	3	1	3	15	6	1	2	0	3	15	
0 Terry Roberts	22:45	3-6	0-0	3-4	0	3	3	2	3	9	2	1	1	0	1	2	
5 Frank Anselem	11:57	0-1	0-0	0-1	1	3	4	1	0	0	1	0	0	0	-14		
13 Mardrez McBride	13:27	0-1	0-1	0-0	0	0	0	1	0	0	0	0	0	0	-9		
15 Jaiilyn Ingram	04:29	1-3	1-3	0-0	0	3	3	0	3	0	0	0	0	1	0	0	
1 Jabri Abdur-Rahim	19:51	3-5	3-4	0-0	0	1	1	3	1	9	0	0	0	1	0	1	
Totals		22-54	6-19	25-29	9	28	37	16	23	75	13	7	3	2	5	7	

Technical Fouls: NONE

Shooting By Period		
1st FG%	13-31	41.9%
3PT%	4-13	30.8%
FT%	12-12	100%
2nd FG%	9-23	39.1%
3PT%	2-6	33.3%
FT%	13-17	76.5%
GM FG%	22-54	40.7%
3PT%	6-19	31.6%
FT%	25-29	86.2%

Dead Ball Rebounds: 3, 0

UK	UGA	Points from			Period by Period Scoring			
		Turnovers	UK	UGA	1st	2nd	TOT	
Biggest lead	4 (2 nd 11:53)	10 (1 st 0:07)	16	17	UK	32	36	68
Best Scoring Run	8 (1 st 10:37)	7 (2 nd 8:36)	26	32	UGA	42	33	75
Lead Changes	4	2	18	5				
Times Tied	4	3	10	1				
Time with Lead	03:44	34:19	2	21				

GAME 26 KENTUCKY 71, MISSISSIPPI STATE 68



Official Basketball Box Score - Final
Kentucky at Mississippi St.
02/15/23 Humphrey Coliseum, Starkville
2022-23 Men's Basketball

Game Time: 7:35 PM
Game Duration: 2:11
Attendance: 9,297

Officials: Pat Adams, Jason Baker, Ron Groves

NO. Name	Min	FG			Rebounds			Fouls			TP	AS	TO	ST	Blocks		+/-
		M-A	M-A	M-A	OR	DR	TOT	PF	FD	FF					BA	BS	
0 Jacob Toppin	F 36:43	7-9	1-1	1-2	1	2	3	4	2	16	2	2	2	0	0	2	
24 Chris Livingston	F 32:20	3-6	1-3	6-6	1	4	5	2	6	13	3	1	2	1	1	1	
34 Oscar Tshiebwé	F 31:36	7-13	0-1	4-6	7	4	11	4	4	18	2	4	1	0	3	7	
12 Antonio Reeves	G 38:22	5-12	4-7	0-1	0	1	1	4	1	14	0	1	0	0	0	1	
22 Cason Wallace	G 38:21	1-13	0-8	2-2	2	2	4	1	2	4	11	1	2	0	1	8	
55 Lance Ware	08:00	0-0	0-0	0-0	1	2	3	0	1	2	0	1	0	0	0	1	
3 Adou Thiero	08:21	1-1	0-0	2-2	2	2	4	2	1	4	0	0	0	1	0	-3	
4 Daimion Collins	06:17	1-1	0-0	0-1	0	2	2	2	2	2	0	0	0	0	0	-2	
Totals		25-55	6-20	15-20	18	20	38	19	18	71	19	12	7	2	5	3	

Technical Fouls: NONE

Shooting By Period		
1st FG%	15-29	51.7%
3PT%	4-9	44.4%
FT%	2-2	100%
2nd FG%	10-26	38.5%
3PT%	2-11	18.2%
FT%	13-18	72.2%
GM FG%	25-55	45.5%
3PT%	6-20	30.0%
FT%	15-20	75.0%

Dead Ball Rebounds: 1, 2

NO. Name	Min	FG			Rebounds			Fouls			TP	AS	TO	ST	Blocks		+/-
		M-A	M-A	M-A	OR	DR	TOT	PF	FD	FF					BA	BS	
0 D.J. Jeffries	F 34:23	1-7	1-5	0-1	0	5	5	0	1	3	4	0	0	0	0	7	
1 Tolu Smith	F 32:55	8-9	0-0	6-7	1	4	5	1	7	22	1	3	0	0	3	0	
4 Cameron Matthews	F 36:23	4-5	1-2	2-2	4	3	7	5	2	11	6	1	2	1	0	6	
3 Shakeel Moore	G 32:30	6-14	1-7	1-2	0	2	2	1	2	14	2	2	1	1	1	-4	
10 Dashawn Davis	G 30:56	4-8	2-3	3-5	0	0	0	5	4	13	2	2	0	0	1	4	
11 Eric Reed, Jr.	16:34	1-3	1-3	2-2	1	0	1	1	2	5	0	0	0	0	-6		
13 Will McNair, Jr.	07:04	0-0	0-0	0-0	0	0	0	1	0	0	0	1	0	0	-10		
14 Tyler Stevenson	03:34	0-2	0-0	0-0	0	1	1	2	0	0	0	0	0	0	-7		
30 Shawn Jones, Jr.	05:41	0-0	0-0	0-0	1	0	1	2	1	0	0	0	0	0	-12		
Totals		24-48	6-20	14-19	7	15	22	18	19	68	15	10	6	5	2	-3	

Technical Fouls: NONE

Shooting By Period		
1st FG%	13-26	50.0%
3PT%	5-12	41.7%
FT%	4-5	80%
2nd FG%	11-22	50.0%
3PT%	1-8	12.5%
FT%	10-14	71.4%
GM FG%	24-48	50.0%
3PT%	6-20	30.0%
FT%	14-19	73.7%

Dead Ball Rebounds: 0, 1

UKY	MSU	Points from			Period by Period Scoring			
		Turnovers	UKY	MSU	1st	2nd	TOT	
Biggest lead	13 (2 nd 8:33)	3 (1 st 17:31)	16	18	UKY	36	35	71
Best Scoring Run	11 (2 nd 8:33)	9 (2 nd 4:54)	22	34	MSU	35	33	68
Lead Changes	6	3	18	8				
Times Tied	0	3	19	1				
Time with Lead	35:13	04:17	6	5				

GAME 27 KENTUCKY 66, #10/11 TENNESSEE 54



Official Basketball Box Score - Final
Tennessee at Kentucky
02/19/23 Rupp Arena, Lexington
2022-23 Men's Basketball

Game Time: 7:10 PM
Game Duration: 2:13
Attendance: 20,323

Officials: Don Daly, Joe Lindsay, K.B. Burdett, Jr.

NO. Name	Min	FG			Rebounds			Fouls			TP	AS	TO	ST	Blocks		+/-
		M-A	M-A	M-A	OR	DR	TOT	PF	FD	FF					BA	BS	
0 Jonas Aido	F 21:09	2-4	0-0	0-0	1	6	7	4	1	4	0	1	1	1	0	-6	
13 Olivier Nkamhoua	F 23:30	3-9	0-3	0-0	2	2	4	2	3	6	0	0	0	0	-1		
5 Zakai Zeigler	G 23:39	2-10	2-3	0-0	1	1	2	4	2	8	3	3	1	0	0	-10	
15 Jahmaï Mashack	G 34:03	7-12	1-3	1-5	2	6	8	5	3	16	2	1	2	0	-5		
25 Santiago Vescovi	G 38:05	7-13	3-8	0-0	0	2	2	3	3	17	3	2	0	0	-11		
4 Tyreke Key	23:22	0-5	0-4	1-2	0	0	0	1	3	1	2	0	0	0	-11		
11 Tobe Awaka	15:51	0-4	0-0	1-1	4	2	6	2	1	0	0	1	0	1	-9		
33 Uros Plavsic	18:26	1-2	0-0	0-3	1	2	3	3	2	0	0	0	0	0	-6		
1 B.J. Edwards	01:55	0-0	0-0	0-0	0	0	0	1	0	0	0	0	0	0	-1		
Totals		22-59	6-27	4-14	11	21	32	25	19	54	10	8	4	2	2	-12	

Technical Fouls: NONE

Shooting By Period		
1st FG%	7-27	25.9%
3PT%	1-13	7.7%
FT%	4-8	50%
2nd FG%	15-32	46.9%
3PT%	5-14	35.7%
FT%	0-6	0%
GM FG%	22-59	37.3%
3PT		

BOX SCORES

GAME 29 RV/RV KENTUCKY 86, NR/RV AUBURN 54



Official Basketball Box Score - Final
Auburn at Kentucky
02/23/23 Rupp Arena, Lexington
2022-23 Men's Basketball

Game Time: 4:00 PM
Game Duration: 1:59
Attendance: 20,353

Officials: Pat Adams, Mike Nance, Brian Dorsey

Auburn - 54

Record: 19-10 (9-7)

NO.	Name	Min	FG	3P	FT	Rebounds		Fouls		TP	AS	TO	ST	Blocks		+/-
						OR	DR	PF	FD					BS	BA	
2	Jaylin Williams	F 29:14	5-14	3-7	0-0	2	2	4	3	13	0	1	1	1	0	-33
4	Johni Broome	F 26:04	4-10	1-3	3-5	1	0	1	4	3	12	1	2	0	0	-36
1	Wendell Green Jr.	F 27:24	3-12	1-4	2-2	0	2	2	3	9	2	2	1	0	1	-19
12	Zep Jasper	G 20:30	0-2	0-1	0-0	0	0	0	1	0	0	0	0	0	0	-23
22	Allen Flanigan	G 26:31	2-6	0-1	3-4	1	0	1	4	2	7	0	1	1	0	-30
0	K.D. Johnson	G 21:22	3-5	1-1	0-1	0	1	1	2	2	7	1	4	1	0	-16
44	Dylan Cardwell	14:13	1-1	0-0	0-0	2	3	5	3	2	0	0	0	0	0	-3
3	Tre Donaldson	10:44	1-3	1-2	0-0	0	2	2	0	0	3	1	0	0	0	-6
5	Chris Moore	10:20	0-0	0-0	1-2	1	1	2	1	1	0	1	0	0	0	-2
24	Lior Berman	13:29	0-3	0-2	0-0	0	0	0	1	2	0	1	0	0	0	-2
Team						3	2	5	0	0	1					
Totals		19:56	7-21	9-14	10	13	23	17	17	54	4	13	5	1	1	-32

Shooting By Period	
1st FG%	11-32 34.4%
3PT%	3-11 27.3%
FT%	4-5 80%
2nd FG%	8-24 33.3%
3PT%	4-10 40.0%
FT%	5-9 55.6%
GM FG%	19-56 33.9%
3PT%	7-21 33.3%
FT%	9-14 64.3%

Dead Ball Rebounds: 3, 0

Kentucky - 86

Record: 20-9 (11-5)

NO.	Name	Min	FG	3P	FT	Rebounds		Fouls		TP	AS	TO	ST	Blocks		+/-	
						OR	DR	PF	FD					BS	BA		
0	Jacob Toppin	F 33:00	6-11	1-1	0-0	4	8	12	5	1	3	5	1	1	0	37	
24	Chris Livingston	F 23:26	2-4	0-1	2-2	1	1	2	3	1	6	1	2	0	0	1	28
34	Oscar Tshiebwe	F 35:40	8-10	0-0	6-6	6	11	17	1	7	22	0	1	2	1	0	36
12	Antonio Reeves	G 36:16	8-13	4-7	1-1	0	1	1	3	3	21	0	0	1	0	0	40
22	Cason Wallace	G 37:07	6-12	2-2	5-6	0	3	3	2	5	19	9	3	4	0	0	42
1	CJ Fredrick	06:56	0-0	0-0	0-0	0	0	0	1	0	0	1	0	0	0	0	9
3	Adou Thiero	10:09	1-3	1-1	0-0	1	1	2	1	0	3	0	2	1	0	0	1
55	Lance Ware	04:58	1-1	0-0	0-0	0	0	0	1	0	2	0	0	0	0	0	3
4	Daimon Collins	03:10	0-0	0-0	0-0	0	1	1	0	0	0	0	0	0	0	0	-8
33	Ugonna Oryenwo	03:12	0-2	0-0	0-0	0	0	0	0	0	0	0	0	1	0	0	-4
14	Brennan Canada	02:02	0-0	0-0	0-0	0	0	0	0	0	0	0	0	0	0	0	-8
21	Walker Horn	02:02	0-0	0-0	0-0	0	0	0	0	0	0	0	0	1	0	0	-8
25	Kareem Watkins	02:02	0-1	0-1	0-0	0	0	0	0	0	0	0	0	0	0	0	-8
Team						0	3	3	0	0	2						
Totals		32:57	8-13	14-15	12	29	41	17	17	86	16	12	10	1	1	32	

Technical Fouls: NONE

Biggest lead		Points from Turnovers		Period by Period Scoring		
AUB	UKY	1st	2nd	TOT	AUB	UKY
3 (1st 19:32)	40 (2nd 2:30)	16	23	54	29	25
Best Scoring Run	8 (2nd 0:37)	11 (2nd 6:12)	22	36	40	46
Lead Changes	7	14	27	41	29	25
Times Tied	0	17	27	44	40	46
Time with Lead	02:49	36:43	13	5	40	46

GAME 30 VANDERBILT 68, #23/RV KENTUCKY 66



Official Basketball Box Score - Final
Vanderbilt at Kentucky
03/01/23 Rupp Arena, Lexington
2022-23 Men's Basketball

Game Time: 7:00 PM
Game Duration: 2:04
Attendance: 20,337

Officials: Byron Jarrett, Doug Shows, Keith Kinble

Vanderbilt - 68

Record: 17-13 (10-7)

NO.	Name	Min	FG	3P	FT	Rebounds		Fouls		TP	AS	TO	ST	Blocks		+/-	
						OR	DR	PF	FD					BS	BA		
1	Colin Smith	F 18:48	1-4	1-3	0-0	1	2	3	2	0	0	0	0	0	0	4	
21	Liam Robbins	C 04:09	1-2	0-0	0-0	0	0	0	1	0	2	0	0	0	0	-3	
0	Tyrin Lawrence	G 32:38	9-14	2-3	1-2	1	6	7	1	3	21	2	3	1	0	1	9
5	Ezra Manjon	G 22:26	2-7	0-0	2-2	0	2	2	4	2	6	3	1	1	0	0	-5
12	Trey Thomas	G 29:02	0-7	0-6	0-0	0	1	1	1	0	0	1	0	0	0	0	-1
42	Quentin Millora-Brown	19:30	3-3	1-1	3-3	2	4	6	4	3	10	0	0	0	1	0	11
3	Paul Lewis	12:23	1-4	0-3	0-0	0	1	1	1	0	2	1	0	0	0	0	4
4	Jordan Wright	27:44	8-12	4-4	3-4	1	3	4	2	23	2	3	0	1	0	1	-2
10	Myles Stute	20:40	0-5	0-3	1-2	1	3	4	3	2	1	0	0	0	0	0	-5
23	Malik Dia	12:40	0-4	0-1	0-0	1	1	2	1	0	0	1	1	0	0	-4	
Team						2	3	5	0	0	1						
Totals		25:62	8-24	10-13	9	26	35	22	12	68	9	9	6	1	3	2	

Shooting By Period	
1st FG%	12-33 36.4%
3PT%	4-13 30.8%
FT%	6-6 100%
2nd FG%	13-29 44.8%
3PT%	4-11 36.4%
FT%	4-7 57.1%
GM FG%	25-62 40.3%
3PT%	8-24 33.3%
FT%	10-13 76.9%

Dead Ball Rebounds: 1, 0

Kentucky - 66

Record: 20-10 (11-6)

NO.	Name	Min	FG	3P	FT	Rebounds		Fouls		TP	AS	TO	ST	Blocks		+/-	
						OR	DR	PF	FD					BS	BA		
0	Jacob Toppin	F 37:27	1-7	0-3	5-7	1	9	10	2	5	7	2	2	1	0	0	0
14	Brennan Canada	F 00:46	0-0	0-0	0-0	0	0	0	0	0	0	0	0	0	0	0	0
34	Oscar Tshiebwe	F 38:19	5-10	0-0	11-15	10	10	20	1	9	21	2	3	1	3	1	-3
1	CJ Fredrick	G 28:02	2-7	1-4	1-1	0	1	1	0	1	6	0	1	1	0	0	-5
22	Cason Wallace	G 19:31	2-7	0-2	2-2	0	2	2	1	2	6	1	0	0	0	0	-9
12	Antonio Reeves	28:59	4-17	1-8	5-8	2	2	3	4	14	0	3	0	0	0	0	0
24	Chris Livingston	32:03	3-7	1-2	1-2	1	6	7	3	4	8	0	2	0	0	0	2
3	Adou Thiero	07:37	1-2	0-0	0-0	1	0	1	0	1	0	0	1	0	0	0	9
4	Daimon Collins	05:35	1-2	0-0	0-0	2	0	2	0	2	0	1	0	0	0	0	-6
55	Lance Ware	01:41	0-0	0-0	0-0	0	0	0	0	0	0	0	0	0	0	0	1
Team						3	3	3	0	0	0						
Totals		19:59	9-19	25-35	18	30	48	12	22	66	6	11	5	0	3	1	-2

Shooting By Period	
1st FG%	1-11 9.1%
3PT%	0-10 0%
FT%	7-10 70%
2nd FG%	8-25 32.0%
3PT%	2-8 25.0%
FT%	18-25 72%
GM FG%	19-59 32.2%
3PT%	3-19 15.8%
FT%	25-35 71.4%

Dead Ball Rebounds: 6, 0

Biggest lead		Points from Turnovers		Period by Period Scoring		
VAN	UKY	1st	2nd	TOT	VAN	UKY
11 (2nd 15:12)	5 (1st 5:21)	11	8	19	34	34
Best Scoring Run	10 (2nd 19:38)	9 (2nd 13:27)	12	22	34	68
Lead Changes	7	10	22	32	30	66
Times Tied	6	5	10	15	30	66
Time with Lead	19:44	15:57	36	26	30	66

GAME 31 #23/RV KENTUCKY 88, RV/NR ARKANSAS 79



Official Basketball Box Score - Final
Kentucky at Arkansas
03/04/23 Bud Walton Arena, Fayetteville, Ark.
2022-23 Men's Basketball

Game Time: 1:00 PM
Game Duration: 2:25
Attendance: 19,209

Officials: Don Daly, K.B. Burdett Jr., Rob Rorko

Kentucky - 88

Record: 21-10 (12-6)

NO.	Name	Min	FG	3P	FT	Rebounds		Fouls		TP	AS	TO	ST	Blocks		+/-	
						OR	DR	PF	FD					BS	BA		
0	Jacob Toppin	F 37:57	6-9	2-3	7-8	0	4	4	3	5	21	3	4	1	1	0	7
24	Chris Livingston	F 34:10	0-5	0-3	1-4	0	9	9	4	3	1	1	4	1	1	1	10
34	Oscar Tshiebwe	F 26:20	5-11	0-0	2-2	4	9	13	5	6	12	1	1	1	0	0	10
1	CJ Fredrick	G 15:09	0-2	0-2	2-2	0	0	0	1	2	4	0	1	0	0	0	16
12	Antonio Reeves	G 40:00	12-17	2-4	11-11	0	1	1	4	6	37	2	1	0	0	1	9
3	Adou Thiero	24:39	2-6	0-2	3-6	3	2	5	2	3	7	2	1	0	1	0	-4
4	Daimon Collins	05:12	2-2	0-0	0-0	1	1	2	5	4	1	0	0	1	0	4	
55	Lance Ware	17:03	2-2	0-0	0-0	1	4	5	3	0	4	0	2	0	1	0	-7
Team						1	2	0	0	0	1						
Totals		29:54	4-14	26-33	10	31	41	26	24	88	14	15	5	4	3	9	

Shooting By Period	
1st FG%	14-34 41.2%
3PT%	2-8 25.0%
FT%	6-9 66.7%
2nd FG%	14-25 56.0%
3PT%	3-8 37.5%
FT%	17-24 70.8%
GM FG%	29-54 53.7%
3PT%	4-14 28.6%
FT%	25-33 75.8%

Dead Ball Rebounds: 4, 0

Arkansas - 79

Record: 19-12 (8-10)

NO.	Name	Min	FG	3P	FT	Rebounds		Fouls		TP	AS	TO	ST	Blocks		+/-
						OR	DR	PF	FD					BS	BA	
15	Makhi Mitchell	F 18:40	1-2	0-0	0-0	1	0	1								

BOX SCORES

GAME 33 RV/RV KENTUCKY 61, NR/RV PROVIDENCE 53

GAME 34 NCAA TOURNAMENT SECOND ROUND



Official Basketball Box Score - Final
Providence at Kentucky
 03/17/23 Greensboro Coliseum, Greensboro, NC
 2023 NCAA Men's Basketball Championship First Round

Game Time: 7:10 PM
 Game Duration: 2:08

Officials: John Gaffney, Patrick Evans, KB Burdett

Providence - 53													Record: 21-12						
NO.	Name	Min	FG		3P		FT		Rebounds		Fouls		TP	AS	TO	ST	Blocks		+/-
			M-A	M-A	M-A	M-A	OR	DR	TOT	PF	FD	BS					BA		
5	Ed Croswell	F 27:14	8-10	0-0	0-0	2	3	5	4	4	16	0	1	2	0	0	-1		
23	Bryce Hopkins	F 39:06	2-9	0-3	3-5	0	8	8	4	4	7	2	4	0	0	1	-8		
4	Jared Bynum	G 33:53	3-10	2-6	1-1	1	1	2	1	1	9	5	0	1	0	0	-1		
10	Noah Locke	G 28:33	3-11	2-7	0-0	0	2	2	0	0	8	1	3	0	0	0	3		
22	Devin Carter	G 37:07	4-14	1-7	1-2	1	4	5	4	1	10	3	0	2	1	1	-11		
21	Clifton Moore	13:40	0-3	0-1	1-2	3	0	3	0	1	1	0	1	0	0	2	-7		
14	Corey Floyd, Jr.	12:21	1-1	0-0	0-1	0	1	1	2	1	2	0	0	0	0	0	-10		
0	Alyn Breed	05:40	0-0	0-0	0-0	0	1	1	0	0	0	1	0	0	0	0	-6		
1	Jayden Pierre	02:26	0-0	0-0	0-0	0	0	0	1	0	0	0	0	0	0	0	1		
Team						1	3	4			0		1						
Totals			21:58	5-24	6-11	8	23	31	16	12	53	12	10	5	1	4	-8		

Shooting By Period		
1 st	FG%	13-31 41.9%
	3PT%	3-11 27.3%
	FT%	2-3 66.7%
2 nd	FG%	8-27 29.6%
	3PT%	2-13 15.4%
	FT%	4-8 50%
GM	FG%	21-58 36.2%
	3PT%	5-24 20.8%
	FT%	6-11 54.5%

Dead Ball Rebounds: 4, 1

Kentucky - 61													Record: 22-11						
NO.	Name	Min	FG		3P		FT		Rebounds		Fouls		TP	AS	TO	ST	Blocks		+/-
			M-A	M-A	M-A	M-A	OR	DR	TOT	PF	FD	BS					BA		
0	Jacob Toppin	F 37:19	6-14	0-2	6-6	1	5	6	1	5	18	2	1	0	1	0	12		
24	Chris Livingston	F 34:12	3-8	0-1	0-0	1	5	6	1	0	6	0	1	0	1	0	10		
34	Oscar Tshiebwe	F 32:51	4-10	0-0	0-0	11	14	25	4	1	8	2	3	3	2	0	4		
12	Antonio Reeves	G 38:24	8-18	5-9	1-2	1	2	3	2	2	22	0	3	0	0	1	11		
22	Cason Wallace	G 38:52	2-11	0-2	3-5	1	3	4	0	7	7	5	1	2	0	0	-4		
1	CJ Fredrick	06:56	0-2	0-2	0-0	0	0	0	2	0	0	1	0	0	0	0	-4		
3	Adou Thiero	01:36	0-0	0-0	0-0	0	0	0	0	0	0	0	0	0	0	0	-3		
55	Lance Ware	02:41	0-0	0-0	0-0	0	0	0	1	0	0	0	0	0	0	0	-4		
4	Daimion Collins	07:09	0-0	0-0	0-0	1	1	2	1	1	0	0	1	1	0	0	4		
Team						2	0	2			0		1						
Totals			23:63	5-16	10-13	18	30	48	12	16	61	10	11	6	4	1	8		

Shooting By Period		
1 st	FG%	16-35 45.7%
	3PT%	4-10 40.0%
	FT%	2-4 50%
2 nd	FG%	7-28 25.0%
	3PT%	1-6 16.7%
	FT%	8-9 88.9%
GM	FG%	23-63 36.5%
	3PT%	5-16 31.3%
	FT%	10-13 76.9%

Dead Ball Rebounds: 1, 0

	PRO	UK
Biggest lead	3 (1 st 15:20)	11 (1 st 1:44)
Best Scoring Run	7 (2 nd 17:16)	10 (1 st 1:44)
Lead Changes	7	
Times Tied	4	
Time with Lead	08:09	30:29

Points from	PRO	UK
Turnovers	11	7
Paint	28	22
Second Chance	2	18
Fast Breaks	12	5
Bench	3	0

	Period by Period Scoring		
	1st	2nd	TOT
PRO	31	22	53
UK	38	23	61



THE STAT CREW SYSTEM
Kentucky Combined Team Statistics (as of Mar 17, 2023)
All games

RECORD:	OVERALL	HOME	AWAY	NEUTRAL
ALL GAMES	22-11	14-4	6-4	2-3
CONFERENCE	12-6	6-3	6-3	0-0
NON-CONFERENCE	10-5	8-1	0-1	2-3

#	Player	Total		3-Point		F-Throw		Rebounds					Other					pts	avg				
		gp-gs	min	avg	fg-fga	fg%	3fg-fga	3fg%	ft-fa	ft%	off	def	tot	avg	pf	dq	a			to	blk	stl	
34	Oscar Tshiebwe	31-29	1039	33.5	187-335	.558	0-2	.000	128-177	.723	175	244	419	13.5	92	3	49	60	32	50	502	16.2	
12	Antonio Reeves	33-13	919	27.8	167-389	.429	79-191	.414	70-90	.778	13	56	69	2.1	67	1	35	49	6	13	483	14.6	
00	Jacob Toppin	32-30	1010	31.6	157-334	.470	18-57	.316	75-113	.664	62	158	220	6.9	70	1	71	47	16	16	407	12.7	
22	Cason Wallace	31-31	995	32.1	130-301	.432	43-126	.341	51-68	.750	28	82	110	3.5	73	0	132	62	15	61	354	11.4	
02	Sahvir Wheeler	21-14	601	28.6	65-156	.417	15-41	.366	16-30	.533	5	43	48	2.3	39	1	117	39	2	19	161	7.7	
01	CJ Fredrick	26-15	581	22.3	53-151	.351	33-104	.317	22-24	.917	6	14	20	0.8	28	0	41	14	0	14	161	6.2	
24	Chris Livingston	33-25	723	21.9	74-171	.433	17-55	.309	39-52	.750	33	102	135	4.1	57	1	22	29	11	14	204	6.2	
33	Ugonna Onyenso	16-0	112	7.0	18-34	.529	0-0	.000	4-7	.571	18	24	42	2.6	8	0	2	4	16	3	40	2.5	
03	Adou Thiero	19-0	189	9.9	10-29	.345	3-9	.333	23-33	.697	16	21	37	1.9	25	0	8	13	6	9	46	2.4	
55	Lance Ware	27-6	263	9.7	24-37	.649	0-0	.000	7-21	.333	21	34	55	2.0	35	0	17	16	10	8	55	2.0	
04	Daimion Collins	24-1	193	8.0	17-40	.425	0-3	.000	13-21	.619	17	30	47	2.0	33	1	4	18	10	6	47	2.0	
14	Brennan Canada	5-1	9	1.8	1-3	.333	1-3	.333	0-0	.000	0	1	1	0.2	0	0	0	0	0	0	3	0.6	
25	Kareem Watkins	4-0	8	2.0	0-1	.000	0-1	.000	0-0	.000	0	0	0	0.0	0	0	1	1	0	0	0	0.0	
21	Walker Horn	4-0	8	2.0	0-1	.000	0-1	.000	0-0	.000	0	1	1	0.3	1	0	1	4	0	0	0	0.0	
Team										59	32	91						28					
Total.....		33	6650		903-1982	.456	209-593	.352	448-636	.704	453	842	1295	39.2	528	8	500	384	124	213	2463	74.6	
Opponents.....		33	6650		801-1875	.427	217-664	.327	411-555	.741	286	711	997	30.2	563	11	385	371	71	194	2230	67.6	

TEAM STATISTICS	UK	OPP	Date	Opponent	Score	Att.			
SCORING	2463	2230	11/07/22	HOWARD	W 95-63	18750			
Points per game	74.6	67.6	1 11/11/22	DUQUESNE	W 77-52	20014			
Scoring margin	+7.1	-	2 11/15/22	vs Michigan St.	Lo2 77-86	15828			
FIELD GOALS-ATT	903-1982	801-1875	1 11/17/22	SOUTH CAROLINA ST.	W 106-63	18885			
Field goal pct	.456	.427		11/20/22	at #2/2 Gonzaga	L 72-88	12333		
3 POINT FG-ATT	209-593	217-664	1 11/23/22	NORTH FLORIDA	W 96-56	19763			
3-point FG pct	.352	.327		11/29/22	BELLARMINE	W 60-41	19092		
3-pt FG made per game	6.3	6.6	3 12/04/22	vs RV/RV Michigan	W 73-69	8242			
FREE THROWS-ATT	448-636	411-555		12/10/22	YALE	W 69-59	20264		
Free throw pct	.704	.741	4 12/17/22	vs #16/14 UCLA	L 53-63	20261			
F-Throws made per game	13.6	12.5	5 12/21/22	FLORIDA A&M	W 88-68	20226			
REBOUNDS	1295	997	* 12/28/22	at RV/RV Missouri	L 75-89	15061			
Rebounds per game	39.2	30.2		12/31/22	LOUISVILLE	W 86-63	20934		
Rebounding margin	+9.0	-	* 01/03/23	RV/RV LSU	W 74-71	19610			
ASSISTS	500	385	* 01/07/23	at #7/7 Alabama	L 52-78	13474			
Assists per game	15.2	11.7	* 01/10/23	SOUTH CAROLINA	L 68-71	19393			
TURNOVERS	384	371	* 01/14/23	at #5/5 Tennessee	W 63-56	21678			
Turnovers per game	11.6	11.2	* 01/17/23	GEORGIA	W 85-71	19171			
Turnover margin	-0.4	-	* 01/21/23	RV/RV TEXAS A&M	W 76-67	20017			
Assist/turnover ratio	1.3	1.0	* 01/24/23	at Vanderbilt	W 69-53	10238			
STEALS	213	194	6 01/28/23	#9/9 KANSAS	L 68-77	20418			
Steals per game	6.5	5.9	* 01/31/23	at Ole Miss	W 75-66	0			
BLOCKS	124	71	* 02/04/23	FLORIDA	W 72-67	20315			
Blocks per game	3.8	2.2	* 02/07/23	ARKANSAS	L 73-88	19855			
ATTENDANCE	357720	183517	* 02/11/23	at Georgia	L 68-75	10376			
Home games-Avg/Game	18-19873	10-12120	* 02/15/23	at Mississippi St.	W 71-68	9297			
Neutral site-Avg/Game	-	5-12464	* 02/18/23	#10/11 TENNESSEE	W 66-54	20323			
Score by Periods	1st	2nd	OT	OT2	Totals				
Kentucky	1178	1270	9	6	2463				
Opponents	1080	1126	9	15	2230				
						* 02/22/23	at Florida	W 82-74	9540
						* 02/25/23	AUBURN	W 86-54	20353
						* 03/01/23	VANDERBILT	L 66-68	20337
						* 03/04/23	at Arkansas	W 88-79	19200
						7 03/10/23	vs Vanderbilt	L 73-80	17989
						8 03/17/23	vs Providence	W 61-53	0

1 = Tribute Classic (Rupp Arena | Lexington, Ky.); 2 = Champions Classic (Gainbridge Fieldhouse | Indianapolis); 3 = London Showcase (O2 Arena | London, England)
4 = CBS Sports Classic (Madison Square Garden | New York); 5 = Unity Series (Rupp Arena | Lexington, Ky.); 6 = SEC/Big 12 Challenge (Rupp Arena | Lexington, Ky.)
7 = SEC Tournament (Bridgestone Arena | Nashville, Tenn.); 8 = NCAA Tournament First & Second Rounds (Greensboro Coliseum | Greensboro, N.C.)
* = Conference game

THE STAT CREW SYSTEM
 Kentucky Combined Team Statistics (as of Mar 04, 2023)
 Conference games only

RECORD:	OVERALL	HOME	AWAY	NEUTRAL
ALL GAMES	12-6	6-3	6-3	0-0
CONFERENCE	12-6	6-3	6-3	0-0
NON-CONFERENCE	0-0	0-0	0-0	0-0

#	Player	gp-gs	min	avg	Total		3-Point		F-Throw		Rebounds				pf	dq	a	to	blk	stl	pts	avg		
					fg-fga	fg%	3fg-fga	3fg%	ft-fa	ft%	off	def	tot	avg										
34	Oscar Tshiebwe	18-18	629	34.9	103-189	.545	0-2	.000	92-123	.748	98	141	239	13.3	55	2	25	30	14	27	298	16.6		
12	Antonio Reeves	18-6	523	29.1	99-217	.456	40-97	.412	45-55	.818	5	28	33	1.8	43	0	14	28	3	7	283	15.7		
00	Jacob Toppin	17-16	570	33.5	82-167	.491	13-26	.500	37-55	.673	28	92	120	7.1	38	1	45	28	10	9	214	12.6		
22	Cason Wallace	16-16	488	30.5	67-169	.396	16-67	.239	29-32	.906	10	38	48	3.0	39	0	67	36	11	21	179	11.2		
02	Sahvir Wheeler	9-5	251	27.9	29-68	.426	5-13	.385	1-6	.167	2	17	19	2.1	20	1	45	13	0	7	64	7.1		
24	Chris Livingston	18-17	455	25.3	40-100	.400	9-32	.281	24-34	.706	23	62	85	4.7	41	1	14	17	7	8	113	6.3		
01	CJ Fredrick	12-9	296	24.7	24-74	.324	14-49	.286	10-10	1.000	3	8	11	0.9	12	0	19	7	0	5	72	6.0		
03	Adou Thiero	12-0	142	11.8	7-22	.318	2-6	.333	15-22	.682	13	13	26	2.2	20	0	6	10	4	8	31	2.6		
04	Daimion Collins	13-1	92	7.1	12-22	.545	0-0	.000	8-13	.615	11	10	21	1.6	19	1	3	5	6	3	32	2.5		
55	Lance Ware	14-1	129	9.2	10-16	.625	0-0	.000	1-5	.200	10	19	29	2.1	14	0	8	6	2	0	21	1.5		
33	Ugonna Onyenso	5-0	18	3.6	1-7	.143	0-0	.000	0-0	.000	3	3	6	1.2	1	0	0	1	1	1	2	0.4		
21	Walker Horn	1-0	2	2.0	0-0	.000	0-0	.000	0-0	.000	0	0	0	0.0	0	0	0	1	0	0	0	0.0		
14	Brennan Canada	2-1	3	1.5	0-0	.000	0-0	.000	0-0	.000	0	0	0	0.0	0	0	0	0	0	0	0	0.0		
25	Kareem Watkins	1-0	2	2.0	0-1	.000	0-1	.000	0-0	.000	0	0	0	0.0	0	0	0	0	0	0	0	0.0		
Team											36	18	54											20
Total.....		18	3600		474-1052	.451	99-293	.338	262-355	.738	242	449	691	38.4	302	6	246	202	58	96	1309	72.7		
Opponents.....		18	3600		441-1001	.441	121-366	.331	246-327	.752	146	376	522	29.0	320	9	223	174	44	105	1249	69.4		

TEAM STATISTICS	UK	OPP	Date	Opponent	Score	Att.
SCORING	1309	1249	* 12/28/22	at RV/RV Missouri	L 75-89	15061
Points per game	72.7	69.4	* 01/03/23	RV/RV LSU	w 74-71	19610
Scoring margin	+3.3	-	* 01/07/23	at #7/7 Alabama	L 52-78	13474
FIELD GOALS-ATT	474-1052	441-1001	* 01/10/23	SOUTH CAROLINA	L 68-71	19393
Field goal pct	.451	.441	* 01/14/23	at #5/5 Tennessee	w 63-56	21678
3 POINT FG-ATT	99-293	121-366	* 01/17/23	GEORGIA	w 85-71	19171
3-point FG pct	.338	.331	* 01/21/23	RV/RV TEXAS A&M	w 76-67	20017
3-pt FG made per game	5.5	6.7	* 01/24/23	at Vanderbilt	w 69-53	10238
FREE THROWS-ATT	262-355	246-327	* 01/31/23	at Ole Miss	w 75-66	0
Free throw pct	.738	.752	* 02/04/23	FLORIDA	w 72-67	20315
F-Throws made per game	14.6	13.7	* 02/07/23	ARKANSAS	L 73-88	19855
REBOUNDS	691	522	* 02/11/23	at Georgia	L 68-75	10376
Rebounds per game	38.4	29.0	* 02/15/23	at Mississippi St.	w 71-68	9297
Rebounding margin	+9.4	-	* 02/18/23	#10/11 TENNESSEE	w 66-54	20323
ASSISTS	246	223	* 02/22/23	at Florida	w 82-74	9540
Assists per game	13.7	12.4	* 02/25/23	AUBURN	w 86-54	20353
TURNOVERS	202	174	* 03/01/23	VANDERBILT	L 66-68	20337
Turnovers per game	11.2	9.7	* 03/04/23	at Arkansas	w 88-79	19200
Turnover margin	-1.6	-				
Assist/turnover ratio	1.2	1.3	1 = Tribute Classic (Rupp Arena Lexington, Ky.)			
STEALS	96	105	2 = Champions Classic (Gainbridge Fieldhouse Indianapolis)			
Steals per game	5.3	5.8	3 = London Showcase (O2 Arena London, England)			
BLOCKS	58	44	4 = CBS Sports Classic (Madison Square Garden New York)			
Blocks per game	3.2	2.4	5 = Unity Series (Rupp Arena Lexington, Ky.)			
ATTENDANCE	179374	108864	6 = SEC/Big 12 Challenge (Rupp Arena Lexington, Ky.)			
Home games-Avg/Game	9-19930	9-12096	* = Conference game			
Neutral site-Avg/Game	-	0-0				

Score by Periods	1st	2nd	Totals
Kentucky	618	691	1309
Opponents	610	639	1249

THE STAT CREW SYSTEM
 Kentucky Combined Team Statistics (as of Mar 17, 2023)
 Last 5

RECORD:	OVERALL	HOME	AWAY	NEUTRAL
ALL GAMES	3-2	1-1	1-0	1-1
CONFERENCE	2-1	1-1	1-0	0-0
NON-CONFERENCE	1-1	0-0	0-0	1-1

#	Player	gp-gs	min	avg	Total		3-Point		F-Throw		Rebounds				pf	dq	a	to	blk	stl	pts	avg
					fg-fga	fg%	3fg-fga	3fg%	ft-fa	ft%	off	def	tot	avg								
12	Antonio Reeves	5-4	178	35.6	40-85	.471	15-37	.405	21-28	.750	1	9	10	2.0	17	1	3	10	0	3	116	23.2
34	Oscar Tshiebwe	5-5	173	34.6	29-54	.537	0-0	.000	24-31	.774	42	48	90	18.0	14	1	6	11	7	9	82	16.4
00	Jacob Toppin	5-5	184	36.8	27-56	.482	5-16	.313	21-27	.778	11	32	43	8.6	14	1	13	11	3	4	80	16.0
22	Cason Wallace	4-4	134	33.5	13-40	.325	3-12	.250	10-13	.769	1	12	13	3.3	6	0	20	5	0	9	39	9.8
24	Chris Livingston	5-4	155	31.0	10-31	.323	1-10	.100	4-8	.500	5	26	31	6.2	11	0	4	8	2	3	25	5.0
03	Adou Thiero	5-0	45	9.0	4-11	.364	1-3	.333	3-6	.500	5	3	8	1.6	4	0	2	5	0	2	12	2.4
01	CJ Fredrick	5-2	71	14.2	2-12	.167	1-8	.125	3-3	1.000	0	1	1	0.2	5	0	7	2	0	3	8	1.6
04	Daimion Collins	5-0	22	4.4	3-4	.750	0-0	.000	0-0	.000	4	3	7	1.4	7	1	1	2	1	1	6	1.2
55	Lance Ware	5-0	28	5.6	3-3	1.000	0-0	.000	0-0	.000	1	4	5	1.0	7	0	1	3	1	0	6	1.2
33	Ugonna Onyenso	1-0	3	3.0	0-2	.000	0-0	.000	0-0	.000	0	0	0	0.0	0	0	0	0	0	1	0	0.0
21	Walker Horn	1-0	2	2.0	0-0	.000	0-0	.000	0-0	.000	0	0	0	0.0	0	0	0	1	0	0	0	0.0
14	Brennan Canada	2-1	3	1.5	0-0	.000	0-0	.000	0-0	.000	0	0	0	0.0	0	0	0	0	0	0	0	0.0
25	Kareem Watkins	1-0	2	2.0	0-1	.000	0-1	.000	0-0	.000	0	0	0	0.0	0	0	0	0	0	0	0	0.0
Team											9	4	13				4					
Total.....		5	1000		131-299	.438	26-87	.299	86-116	.741	79	142	221	44.2	85	4	57	62	14	35	374	74.8
Opponents.....		5	1000		116-299	.388	37-116	.319	65-92	.707	50	100	150	30.0	97	2	49	50	7	32	334	66.8

TEAM STATISTICS	UK	OPP	Date	Opponent	Score	Att.
SCORING	374	334	* 02/25/23	AUBURN	w 86-54	20353
Points per game	74.8	66.8	* 03/01/23	VANDERBILT	L 66-68	20337
Scoring margin	+8.0	-	* 03/04/23	at Arkansas	w 88-79	19200
FIELD GOALS-ATT	131-299	116-299	7 03/10/23	vs Vanderbilt	L 73-80	17989
Field goal pct	.438	.388	8 03/17/23	vs Providence	w 61-53	0
3 POINT FG-ATT	26-87	37-116	1 = Tribute Classic (Rupp Arena Lexington, Ky.); 2 = Champions Classic (Gainbridge Fieldhouse Indianapolis); 3 = London Showcase (O2 Arena London, England)			
3-point FG pct	.299	.319	4 = CBS Sports Classic (Madison Square Garden New York); 5 = Unity Series (Rupp Arena Lexington, Ky.); 6 = SEC/Big 12 Challenge (Rupp Arena Lexington, Ky.)			
3-pt FG made per game	5.2	7.4	7 = SEC Tournament (Bridgestone Arena Nashville, Tenn.); 8 = NCAA Tournament First & Second Rounds (Greensboro Coliseum Greensboro, N.C.)			
FREE THROWS-ATT	86-116	65-92	* = Conference game			
Free throw pct	.741	.707				
F-Throws made per game	17.2	13.0				
REBOUNDS	221	150				
Rebounds per game	44.2	30.0				
Rebounding margin	+14.2	-				
ASSISTS	57	49				
Assists per game	11.4	9.8				
TURNOVERS	62	50				
Turnovers per game	12.4	10.0				
Turnover margin	-2.4	-				
Assist/turnover ratio	0.9	1.0				
STEALS	35	32				
Steals per game	7.0	6.4				
BLOCKS	14	7				
Blocks per game	2.8	1.4				
ATTENDANCE	40690	37189				
Home games-Avg/Game	2-20345	1-19200				
Neutral site-Avg/Game	-	2-8994				

Score by Periods	1st	2nd	Totals
Kentucky	182	192	374
Opponents	169	165	334

THE STAT CREW SYSTEM
Kentucky Team Game-by-Game Comparison (as of Mar 17, 2023)
All games

Opponent	1st	2nd	Score	Mar	Total FG	FG Pct	3-Pointers	3FG Pct	Free Throws	FT Pct	Rebounds	Assist	T/Over	Block	Steal	Fouls	
HOWARD	49/26	46/37	95-63	+32	34-62/23-67	.548/.343	11-24/7-25	.458/.280	16-28/10-13	.571/.769	42/37	+5	20/10	10/16	5/1	10/4	12/19
DUQUESNE	38/22	39/30	77-52	+25	28-61/20-66	.459/.303	11-19/7-26	.579/.269	10-15/5-8	.667/.625	46/35	+11	22/13	15/11	11/1	9/8	7/16
Michigan St.	34/36	28/26	77-86	(9)	27-70/28-69	.386/.406	7-25/7-19	.280/.368	16-24/23-27	.667/.852	38/45	(7)	17/19	15/18	8/3	12/6	25/19
SOUTH CAROLINA ST.	49/30	57/33	106-63	+43	39-68/24-68	.574/.353	10-24/5-21	.417/.238	18-23/10-16	.783/.625	48/28	+20	25/8	13/12	9/2	9/5	13/16
#2/2 Gonzaga	25/41	47/47	72-88	(16)	27-69/31-55	.391/.564	6-25/7-19	.240/.368	12-16/19-21	.750/.905	29/39	(10)	11/8	11/18	0/2	10/7	22/12
NORTH FLORIDA	54/23	42/33	96-56	+40	35-73/20-58	.479/.345	9-24/6-21	.375/.286	17-21/10-21	.810/.476	50/35	+15	23/6	7/16	9/1	7/5	19/14
BELLARMINE	21/21	39/20	60-41	+19	22-53/14-46	.415/.304	7-22/8-28	.318/.286	9-11/5-6	.818/.833	42/21	+21	16/9	14/12	4/0	6/7	9/13
RV/RV Michigan	37/36	36/33	73-69	+4	27-58/25-64	.466/.391	9-15/8-20	.600/.400	10-20/11-17	.500/.647	46/33	+13	17/12	14/7	3/4	3/5	14/19
YALE	33/27	36/32	69-59	+10	29-58/22-51	.500/.431	4-11/7-17	.364/.412	7-10/8-12	.700/.667	31/30	+1	15/9	9/15	2/2	7/2	14/13
#16/14 UCLA	27/35	26/28	53-63	(10)	21-64/27-59	.328/.458	6-21/2-8	.286/.250	5-13/7-15	.385/.467	42/43	(1)	14/11	18/13	4/4	8/11	17/17
FLORIDA A&M	42/32	46/36	88-68	+20	31-59/26-50	.525/.520	13-23/9-16	.565/.563	13-19/7-8	.684/.875	37/18	+19	19/12	9/12	1/1	7/1	12/17
RV/RV Missouri	30/42	45/47	75-89	(14)	26-56/28-57	.464/.491	8-23/10-25	.348/.400	15-24/23-28	.625/.821	37/28	+9	15/18	14/8	1/4	5/9	21/18
LOUISVILLE	45/30	41/33	86-63	+23	33-55/22-47	.600/.468	4-13/2-13	.308/.154	16-25/17-23	.640/.739	33/20	+13	18/5	12/15	1/2	7/7	18/18
RV/RV LSU	42/38	32/33	74-71	+3	28-54/26-53	.519/.491	7-18/11-25	.389/.440	11-14/8-10	.786/.800	31/22	+9	18/15	6/9	3/1	2/3	11/15
#7/7 Alabama	24/35	28/43	52-78	(26)	21-73/26-54	.288/.481	5-20/8-22	.250/.364	5-8/18-26	.625/.692	45/41	+4	7/13	11/9	6/6	4/9	20/13
SOUTH CAROLINA	32/42	36/29	68-71	(3)	29-57/27-56	.509/.482	3-10/11-20	.300/.550	7-14/6-7	.500/.857	28/32	(4)	9/11	6/15	6/1	6/2	11/15
#5/5 Tennessee	33/26	30/30	63-56	+7	18-51/23-57	.353/.404	5-16/3-21	.313/.143	22-25/7-10	.880/.700	43/23	+20	14/17	19/11	1/3	6/7	18/24
GEORGIA	34/42	51/29	85-71	+14	29-66/24-52	.439/.462	4-15/7-20	.267/.350	23-30/16-24	.767/.667	44/31	+13	15/7	7/11	5/1	9/3	19/23
RV/RV TEXAS A&M	29/31	47/36	76-67	+9	27-67/24-49	.403/.490	11-32/3-16	.344/.188	11-17/16-16	.647/1000	38/31	+7	14/10	12/16	4/0	6/6	13/18
Vanderbilt	36/27	33/26	69-53	+16	31-55/18-55	.564/.327	6-16/6-17	.375/.353	1-2/11-12	.500/.917	37/24	+13	17/5	10/4	2/0	4/5	15/5
#9/9 KANSAS	34/41	34/36	68-77	(9)	25-51/31-63	.490/.492	2-13/6-16	.154/.375	16-23/9-10	.696/.900	29/34	(5)	16/18	11/10	3/2	7/9	14/18
Ole Miss	32/32	43/34	75-66	+9	25-52/27-61	.481/.443	6-12/4-19	.500/.211	19-23/8-10	.826/.800	33/29	+4	17/18	9/8	1/1	5/4	14/18
FLORIDA	33/22	39/45	72-67	+5	28-62/23-55	.452/.418	5-11/6-19	.455/.316	11-13/15-17	.846/.882	38/30	+8	10/11	9/9	5/5	6/5	14/14
ARKANSAS	40/41	33/47	73-88	(15)	29-62/32-51	.468/.627	4-13/4-9	.308/.444	11-18/20-24	.611/.833	31/26	+5	11/19	15/11	3/7	6/10	17/18
Georgia	32/42	36/33	68-75	(7)	25-65/22-54	.385/.407	7-20/6-19	.350/.316	11-13/25-29	.846/.862	38/37	+1	17/13	9/7	5/2	1/3	23/16
Mississippi St.	36/35	35/33	71-68	+3	25-55/24-48	.455/.500	6-20/6-20	.300/.300	15-20/14-19	.750/.737	38/22	+16	19/15	12/10	2/5	7/6	19/18
#10/11 TENNESSEE	39/19	27/35	66-54	+12	20-45/22-59	.444/.373	3-8/6-27	.375/.222	23-35/4-14	.657/.286	40/32	+8	11/10	12/8	2/2	5/4	19/25
Florida	36/37	46/37	82-74	+8	33-62/26-52	.532/.500	4-13/8-20	.308/.400	12-16/14-20	.750/.700	40/21	+19	16/14	13/10	4/1	4/9	13/15
AUBURN	40/29	46/25	86-54	+32	32-57/19-56	.561/.339	8-13/7-21	.615/.333	14-15/9-14	.933/.643	41/23	+18	16/4	12/13	1/1	10/5	17/17
VANDERBILT	30/34	36/34	66-68	(2)	19-59/25-62	.322/.403	3-19/8-24	.158/.333	25-35/10-13	.714/.769	48/35	+13	6/9	11/9	3/1	5/6	12/22
Arkansas	40/36	48/43	88-79	+9	29-54/25-70	.537/.357	4-14/7-22	.286/.318	26-33/22-34	.788/.647	41/35	+6	14/14	15/6	4/3	5/9	26/26
Vanderbilt	34/39	39/41	73-80	(7)	28-66/26-53	.424/.491	6-25/10-25	.240/.400	11-20/18-20	.550/.900	43/26	+17	11/10	13/12	2/1	9/7	18/16
Providence	38/31	23/22	61-53	+8	23-63/21-58	.365/.362	5-16/5-24	.313/.208	10-13/6-11	.769/.545	48/31	+17	10/12	11/10	4/1	6/5	12/16

Note: Game totals are displayed in the format TEAM/OPPONENT for each category