



# KENTUCKY

## 2022-23 MEN'S BASKETBALL



8 NATIONAL CHAMPIONSHIPS | 49 SEC TITLES | 31 SEC TOURNAMENT CHAMPIONSHIPS | 56 ALL-AMERICANS | 136 NBA DRAFT PICKS

### RV/RV VANDERBILT (18-13, 11-7) or LSU (14-18, 2-16) vs. #23/24 KENTUCKY (21-10, 12-6)

Friday, March 10 • 9 p.m. ET • Bridgestone Arena (20,000) • Nashville, Tenn.

#GoBigBlue • #LaFamilia • @KentuckyMBB

#### THE MATCHUP

**UK in SEC Tournament**  
 Record - 135-28  
 Quarterfinals - 46-11  
 vs. Vanderbilt - 5-5  
 vs. LSU - 16-2  
 Championships - 31

<b>John Calipari</b>	<b>Matt McMahon</b>
Overall Record: 831-251*	Overall Record: 168-85
Record at UK: 386-111	Record vs. UK: 0-1
Overall Seasons: 31st	<b>Jerry Stackhouse</b>
at Kentucky: 14th	Overall Record: 57-67
*on-court record	Record vs. UK: 1-8

#### BY THE NUMBERS

<b>49</b>	SEC regular-season titles in program history
<b>31</b>	SEC Tournament championships
<b>24</b>	SEC Tournament victories under John Calipari
<b>13.1</b>	Tshiebwe's NCAA-best rebounds per game


#### TALE OF THE TAPE

UK	STATISTIC	VU/LS
75.1	Points Per Game	72.0/67.6
38.8	Rebounds PG	36.8/34.8
15.5	Assists PG	11.9/12.3
3.8	Blocks PG	4.6/2.7
6.4	Steals PG	4.8/6.8
11.6	Turnovers PG	10.6/12.4
.460	FG Pct.	.423/.413
.359	3-Pt FG Pct.	.340/.330
.708	FT Pct.	.711/.721
1.3	Assist-to-TO Ratio	1.1/1.0

#### A UK WIN WOULD ...

- Improve Calipari to 169-56 as a collegiate coach in games played in March or April
- Move Calipari (25) to within two wins of tying Billy Donovan (27) for most SECT wins
- Advance the Wildcats to the SEC Tournament semifinals for the 12th time in 14 appearances under Calipari
- Improve UK's record to 25-6 under Calipari in the SECT

#### LAST GAME'S STARTERS



**1 CJ FREDRICK**  
 6-3 • 175 • GUARD • REDSHIRT SENIOR  
 CINCINNATI | UNIVERSITY OF IOWA  
 Averaging 6.7 points and 1.6 assists per game | Missed seven games due to injury | SEC Community Service Team selection | Scored in double-figures in 10 games | Sunk multiple 3s in 10 games | Season-high 20 points vs. Howard




**12 ANTONIO REEVES**  
 6-5 • 205 • GUARD • SENIOR  
 CHICAGO | ILLINOIS STATE UNIVERSITY  
 Averaging 14.2 points per game | Has a team-high 71 made 3-pointers (17th in single-season in UK history) | Scored in double-figures in 24 games | Scored 20 or more points in eight games | SEC co-Sixth Man of the Year (coaches)



**24 CHRIS LIVINGSTON**  
 6-6 • 220 • FORWARD • SOPHOMORE  
 AKRON, OHIO | OAK HILL ACADEMY  
 Averaging 6.3 points and 3.9 rebounds per game | Six double-digit scoring efforts | Double-double (10 pts, 15 rebs.) at Florida | Named to the All-SEC Freshman Team | Appeared in all 31 games and made 23 starts



**0 JACOB TOPPIN**  
 6-9 • 205 • FORWARD • SENIOR  
 BROOKLYN, N.Y. | UNIVERSITY OF RHODE ISLAND  
 Averaging 12.3 points and 6.8 rebounds per game | Scored a career-high 24 points and added seven boards in the win over Louisville | Recorded seven double-doubles and 21 double-figure scoring contests



**34 OSCAR TSHIEBWE**  
 6-9 • 260 • FORWARD • SENIOR  
 LUBUMBASHI, D.R. OF THE CONGO | WEST VIRGINIA UNIV.  
 Averaging 16.4 points and a nation-best 13.1 rebounds per game | All-American | Two-time All-SEC First Team honoree | Has a league-best 18 double-doubles | Scored 20 or more points in four of the last seven games

#### STATS LEADERS

POINTS PER GAME		
UK	Oscar Tshiebwe	16.4
VU/LS	Lawrence/Williams	11.8/17.4
REBOUNDS PER GAME		
UK	Oscar Tshiebwe	13.1
VU/LS	Stute/Williams	4.9/7.6
ASSISTS PER GAME		
UK	Sahvir Wheeler	5.6
VU/LS	Manjon/Hill	3.9/2.8
STEALS PER GAME		
UK	Cason Wallace	1.9
VU/LS	Lawrence/Williams	0.9/1.3
BLOCKS PER GAME		
UK	Oscar Tshiebwe	1.0
VU/LS	Dort/Williams	1.0/0.8
3-POINTERS		
UK	Antonio Reeves	71
VU/LS	Stute/Miller	72/75
FIELD-GOAL PERCENTAGE (min. 100 att.)		
UK	Oscar Tshiebwe	.564
VU/LS	Lawrence/Fountain	.479/.547
FREE-THROW PERCENTAGE (min. 50 att.)		
UK	Antonio Reeves	.805
VU/LS	Wright/Hayes	.758/825

#### NEED TO KNOW

Antonio Reeves was named the SEC Co-Sixth Man of the Year by the coaches. Oscar Tshiebwe was a first-team pick by both the coaches and media. Chris Livingston and Cason Wallace were both tabbed to the All-SEC Freshman Team.

Tshiebwe ranks eighth all-time in program history with 894 total rebounds. Tshiebwe is tied for 52nd all-time in program history with 1,065 points. He is third with 46 double-doubles.

Tshiebwe became the first UK player to be tabbed an All-American in back-to-back years since Tayshaun Prince in 2001 and 02 when he was tabbed a third-team selection by The Sporting News.

Reeves scored a career-high 37 points in a win at Arkansas. He became just the eighth player in school history to score at least 37 points in a true road game.

Kentucky is 21-4 all-time in SEC Tournament games played in Nashville with six tournament crowns.

#### SCHEDULE

NOVEMBER						
7	4/4	-/-	HOWARD	SECN	W, 95-63	
11	4/4	-/-	DUQUESNE <sup>1</sup>	SECN	W, 77-52	
15	4/4	RV/RV	vs. Michigan State <sup>2</sup>	ESPN	L, 86-77 <sup>NOT</sup>	
17	4/4	-/-	SOUTH CAROLINA STATE <sup>3</sup>	SECN	W, 106-63	
20	4/4	2/2	at Gonzaga	ESPN	L, 88-72	
23	15/13	-/-	NORTH FLORIDA <sup>4</sup>	SECN+	W, 96-56	
29	19/18	-/-	BELLARMINE	SECN+	W, 60-41	

DECEMBER						
4	19/18	RV/RV	vs. Michigan <sup>3</sup>	ABC	W, 73-69	
10	16/16	-/-	YALE	SECN	W, 69-59	
17	13/13	16/14	vs. UCLA <sup>4</sup>	CBS	L, 63-53	
21	19/16	-/-	FLORIDA A&M <sup>5</sup>	SECN	W, 88-68	
28	19/17	RV/RV	at Missouri*	SECN	L, 89-75	
31	19/17	-/-	LOUISVILLE	CBS	W, 86-63	

JANUARY						
3	RV/25	RV/RV	LSU*	ESPN	W, 74-71	
7	RV/25	7/7	at Alabama*	ESPN	L, 78-52	
10	NR/RV	-/-	SOUTH CAROLINA*	ESPN2	L, 71-68	
14	NR/RV	5/5	at Tennessee*	ESPN	W, 63-56	
17	NR/RV	-/-	GEORGIA*	ESPN	W, 85-71	
21	NR/RV	RV/RV	TEXAS A&M*	ESPN	W, 76-67	
24	RV/RV	-/-	at Vanderbilt*	SECN	W, 69-53	
28	RV/RV	9/9	KANSAS <sup>6</sup>	ESPN	L, 77-68	
31	-/-	-/-	at Ole Miss*	ESPN	W, 75-66	

FEBRUARY						
4	-/-	-/-	FLORIDA*	ESPN	W, 72-67	
7	RV/RV	RV/NR	ARKANSAS*	ESPN	L, 86-73	
11	RV/RV	-/-	at Georgia*	ESPN	L, 75-68	
15	-/-	-/-	at Mississippi State*	SECN	W, 71-68	
18	-/-	10/11	TENNESSEE*	CBS	W, 66-54	
22	RV/RV	-/-	at Florida*	ESPN	W, 82-74	
25	RV/RV	NR/RV	AUBURN*	CBS	W, 86-54	

MARCH						
1	23/19	-/-	VANDERBILT*	SECN	L, 68-66	
4	23/19	RV/NR	at Arkansas*	CBS	W, 88-79	
10	23/24	-/-	SEC Quarterfinals <sup>7</sup>	SECN	9 p.m.	

All times Eastern | \*SEC conference game | HOME GAMES IN CAPS

<sup>1</sup> Tribute Classic presented by Kentucky Tourism (Rupp Arena | Lexington, Ky.)

<sup>2</sup> Champions Classic (Gainbridge Fieldhouse | Indianapolis)

<sup>3</sup> Hall of Fame Game (O2 Arena | London, England)

<sup>4</sup> CBS Sports Classic (Madison Square Garden | New York)

<sup>5</sup> Unity Series (Rupp Arena | Lexington, Ky.)

<sup>6</sup> SEC/Big 12 Challenge (Rupp Arena | Lexington, Ky.)

<sup>7</sup> SEC Tournament (Bridgestone Arena | Nashville, Tenn.)

#### BROADCAST INFO

##### TELEVISION

Play-by-play: Tom Hart  
 Analyst: Dane Bradshaw  
 Sideline: Alyssa Lang



##### HOME RADIO

Play-by-play: Tom Leach  
 Analyst: Jack Givens



##### SATELLITE RADIO

Sirius: 138 or 190  
 SXM App: 961



# TV CHART

							
<b>0</b> <b>JACOB TOPPIN</b>	<b>1</b> <b>CJ FREDRICK</b>	<b>2</b> <b>SAHVIR WHEELER</b>	<b>3</b> <b>ADOU THIERO</b>	<b>4</b> <b>DAIMION COLLINS</b>	<b>12</b> <b>ANTONIO REEVES</b>	<b>13</b> <b>GRANT DARBYSHIRE</b>	<b>14</b> <b>BRENNAN CANADA</b>
<b>Senior Forward</b> 6-9   205 Brooklyn, N.Y. Univ. of Rhode Island @jtoppin0 @jtoppin_0	<b>RS Senior Guard</b> 6-3   185 Cincinnati University of Iowa @cj_fredrick @cj_fredrick5	<b>Senior Guard</b> 5-9   180 Houston University of Georgia @sahvir_ @sahvir_ <i>(sah-VEER)</i>	<b>Freshman Guard</b> 6-6   200 Leetsdale, Pa. Quaker Valley HS @Adou_Thiero @Adou_Thiero <i>(ah-DO THEE-air-oh)</i>	<b>Sophomore Forward</b> 6-9   210 Atlanta, Texas Atlanta High School @CollinsDaimion @daimionfmetx	<b>Senior Guard</b> 6-5   205 Chicago Illinois State Univ. @ToniooReeves @tonioreeves	<b>Freshman Guard</b> 6-2   190 Cincinnati Sycamore HS @GrantDarbyshire @grant_d_13	<b>Senior Forward</b> 6-5   205 Mount Sterling, Ky. George Rogers Clark HS @brennanc14 @brennanc14

						
<b>21</b> <b>WALKER HORN</b>	<b>22</b> <b>CASON WALLACE</b>	<b>24</b> <b>CHRIS LIVINGSTON</b>	<b>25</b> <b>KAREEM WATKINS</b>	<b>33</b> <b>UGONNA ONYENSO</b>	<b>34</b> <b>OSCAR TSHIEBWE</b>	<b>55</b> <b>LANCE WARE</b>
<b>Freshman Guard</b> 6-3   200 Austin, Texas Westlake HS @walkerhorn_ @walkerhorn_	<b>Freshman Guard</b> 6-4   193 Dallas Richardson HS @wallace_cason @cason.wallace	<b>Freshman Forward</b> 6-6   220 Akron, Ohio Oak Hill Academy @_chrisliv24 @chris_livingston	<b>Junior Guard</b> 5-8   175 Camden, N.J. Kingsway Regional HS @reemwat	<b>Freshman Forward</b> 6-11   225 Owerri, Imo State, Nigeria Putnam Science Acad. @onyensokingsle3 @kingsugo_ <i>(000-GAH-na ON-yen-so)</i>	<b>Senior Forward</b> 6-9   260 Lubumbashi, D.R. of the Congo West Virginia Univ. @Oscartshiebwe34 @oscar_tshiebwe <i>(SHEE-bway)</i>	<b>Junior Forward</b> 6-9   235 Camden, N.J. Camden HS @lanceware55 @lance.ware

				
<b>JOHN CALIPARI</b>	<b>BRUISER FLINT</b>	<b>ORLANDO ANTIGUA</b>	<b>CHIN COLEMAN</b>	<b>K.T. TURNER</b>
<b>Head Coach</b> 14th Season @UKCoachCalipari @ukcoachcalipari <i>(cal-uh-PEAR-ee)</i>	<b>Assoc. to the HC</b> Third season at UK Second season as associate to the head coach @brufint14	<b>Associate Coach</b> Seventh season at UK Second season as associate @CoachAntigua @coachantigua	<b>Assistant Coach</b> Second season at UK Second season as assistant	<b>Assistant Coach</b> First season at UK First season as assistant @CoachKTTurner @coach_kt_turner

## Alphabetical Roster

NO.	NAME	POS.	HT.	WT.	CL.	HOMETOWN (PREVIOUS SCHOOL)
14	Brennan Canada	F	6-5	205	Sr.	Mount Sterling, Ky. (George Rogers Clark High School)
4	Daimion Collins	F	6-9	210	So.	Atlanta, Texas (Atlanta High School)
13	Grant Darbyshire	G	6-2	190	Fr.	Cincinnati (Sycamore High School)
1	CJ Fredrick	G	6-3	185	RS-Sr.	Cincinnati (University of Iowa)
21	Walker Horn	G	6-3	200	Fr.	Austin, Texas (Westlake High School)
24	Chris Livingston	F	6-6	220	Fr.	Akron, Ohio (Oak Hill Academy)
33	Ugonna Onyenso	F	6-11	225	Fr.	Owerri, Imo State, Nigeria (Putnam Science Academy)
12	Antonio Reeves	G	6-5	205	Sr.	Chicago (Illinois State University)
3	Adou Thiero	G	6-6	200	Fr.	Leetsdale, Pa. (Quaker Valley High School)
0	Jacob Toppin	F	6-9	205	Sr.	Brooklyn, N.Y. (University of Rhode Island)
34	Oscar Tshiebwe	F	6-9	260	Sr.	Lubumbashi, Democratic Republic of the Congo (West Virginia Univ.)
22	Cason Wallace	G	6-4	193	Fr.	Dallas (Richardson High School)
55	Lance Ware	F	6-9	235	Jr.	Camden, N.J. (Camden High School)
25	Kareem Watkins	G	5-8	175	Jr.	Camden, N.J. (Kingsway Regional High School)
2	Sahvir Wheeler	G	5-9	180	Sr.	Houston (University of Georgia)

## On the Bench

**Head Coach:** John Calipari (Clarion, 1982)  
**Associate to the Head Coach:** James "Bruiser" Flint (St. Joseph's, 1987)  
**Associate Coach:** Orlando Antigua (Pittsburgh, 1995)  
**Assistant Coaches:** Ronald "Chin" Coleman (Lamar, 1997), K.T. Turner (Oklahoma City, 2003)  
**Assoc. AD/Basketball Operations:** Chris Woolard (UCLA, 1997)  
**Director of Player Development:** TJ Beisner (Kentucky, 2008)  
**Director of Basketball Admin.:** Will Barton (Kentucky, 2013)  
**Strength and Conditioning Coach:** Brady Welsh (Eastern Illinois, 2015)  
**Head Athletic Trainer:** Geoffrey Staton (North Carolina, 2007)  
**Equipment Manager:** Mark Evans (Kentucky, 2013)  
**Graduate Assistant Coach:** Riley Welch (Kentucky, 2021)  
**Student Assistant Coach:** Tyler Ulis




# POLLS, STATS, MEDIA INFO


## Weekly Media Schedule

all times ET unless indicated otherwise

<b>8 Wed.</b> SEC Tournament First Round   Nashville, Tenn.	<b>9 Thu.</b> SEC Tournament Second Round   Nashville, Tenn.	<b>10 Fri.</b> SEC Tournament Quarterfinals   Nashville, Tenn.  UK vs. Vanderbilt/LSU/Georgia   9 p.m.   SEC Network	<b>11 Sat.</b> SEC Tournament Semifinals   3 p.m.   ESPN	<b>12 Sun.</b> SEC Tournament Finals   1 p.m.   ESPN  NCAA Tournament Selection Show   6 p.m.   CBS	<b>13 Mon.</b> UK Healthcare John Calipari Show   6 p.m.	<b>14 Tue.</b>
--	---	---	---	--	---	----------------

### Communications & PR Staff

 **Deb Moore**  
Senior Associate Director  
Cell - 859.559.5781  
Email - deb.moore@uky.edu

 **Brett Rybak**  
Associate Director  
Cell - 440.840.4962  
Email - brett.rybak@uky.edu

### Media Information

#### CREDENTIAL REQUESTS

Requests for single-game credentials will open **14** days prior to the deadline date and close **five** days prior to game day online at [sportssystem.com/Kentucky](http://sportssystem.com/Kentucky).

#### CREDENTIAL CRITERIA

The University of Kentucky's decision to issue credentials to a media outlet for the purposes of covering a UK basketball home or away event is determined by a variety of factors. They include the following:

- Priority is given to outlets based on circulation size/household reach/unique site visitors
- Additional consideration is based on amount of original content generated, number of full-time employees of the outlet, length of existence of the outlet and the journalist experience of the reporter(s)
- Attendance at Kentucky media sessions, including Olympic sport opportunities and the intention/ability to cover all 22 sports at Kentucky both at home and on the road, also is considered
- Professionalism, which includes is not limited to conduct at games, press conferences, practices, on social media, etc.

Being granted credentials at another institution/event does not equate to meeting the criteria for the University of Kentucky. Being granted credentials for one UK event does not guarantee approval for other UK events. The University of Kentucky has the right to deny or revoke credentials under its own discretion. Credentialing also is dependent on space availability.

#### INTERVIEW POLICIES-GENERAL

All interviews with University of Kentucky basketball players or staff members must be arranged through the Communications and Public Relations office. Media should never contact a player or coach directly.

The Wildcat Coal Lodge, dormitories, team locker rooms and other team quarters are private team areas. Media members are not permitted in these areas unless accompanied by appropriate university personnel.

#### PRACTICE/PRESS CONFERENCES

Other than announced exceptions, UK basketball practices are closed to the media.

Player interviews are conducted pregame weekly and will be available to all UK media. UK will accept requests for player interviews, but they must be submitted 24 hours prior to the scheduled availability.

Coach John Calipari will meet with members of the media at least once a week in the Memorial Coliseum Media Room.

Game-day shoot-arounds are closed to the media.

#### TELEPHONE PLAYER INTERVIEWS

Telephone interviews are available to the media on a call-back basis. Individual player and coach telephone numbers will not be given to members of the media.

Players are instructed not to conduct interviews when contacted directly by telephone. The Communications and Public Relations office will arrange for telephone interviews at a time most convenient for the student-athlete.

Other special requests are handled on a case-by-case basis.

#### POSTGAME INTERVIEWS

Following each game, there is a cooling-off period, during which time the players shower and dress. Approximately 10 minutes after the game ends, Coach Calipari conducts his postgame press conference while a player speaks to the UK Sports Network.

Following Coach Calipari's press conference in the Rupp Arena interview room and the cooling-off period, selected UK players are available in the interview room.

### The Polls

#### Associated Press Top 25 March 6

- Houston (58)
- UCLA (3)
- Kansas
- Alabama
- Purdue
- Marquette
- Texas
- Arizona
- Gonzaga
- Baylor
- UConn
- Kansas State
- Virginia
- Miami
- Xavier
- Saint Mary's
- Tennessee
- Texas A&M
- Indiana
- San Diego State
- Duke
- TCU
- 23. Kentucky**
- Creighton
- Missouri

**Receiving Votes:** Oral Roberts, Florida Atlantic, Utah State, Providence, Iowa State, Northwestern, West Virginia, Toledo, Pittsburgh, Charleston, Michigan State, VCU, Boise State, Iowa, Southern Cal, Vanderbilt, Memphis, Maryland, Arkansas, Drake, North Texas

#### USA Today Coaches Poll March 6

- Houston (29)
- UCLA
- Purdue
- Kansas
- Alabama
- Marquette
- Texas
- Gonzaga
- Arizona
- Baylor
- Virginia
- Kansas State
- Miami
- UConn
- Xavier
- Saint Mary
- Indiana
- Texas A&M
- Tennessee
- San Diego State
- Duke
- Creighton
- TCU
- 24. Kentucky**
- Northwestern

**Receiving Votes:** Providence, Maryland, Florida Atlantic, Iowa State, Missouri, Oral Roberts, Michigan State, Toledo, Pittsburgh, NC State, West Virginia, Utah State, Virginia Tech, Iowa, Vanderbilt, Boise State

### UK in the Rankings

#### Team Rankings

Category	Stat	SEC [NCAA]
Scoring	75.1	3rd [101st]
Scoring Defense	67.6	6th [104th]
Scoring Margin	+7.5	5th [62nd]
Free-Throw %	.708	9th [212th]
Field-Goal %	.460	3rd [94th]
Field-Goal % Def.	.427	8th [115th]
3-Point FG %	.359	2nd [87th]
3-Point FG % Def.	.328	10th [113th]
Rebounds Per Game	38.84	3rd [19th]
Opponent Rebs. Per Game	30.32	1st
Rebounding Margin	+8.5	1st [3rd]
Blocks Per Game	3.8	7th [94th]
Assists Per Game	15.5	3rd [37th]
Steals Per Game	6.4	11th [183rd]
Turnover Margin	-0.4	9th [219th]
Assist-to-TO Ratio	+1.33	3rd [44th]
Off. Rebs. Per Game	13.35	1st [8th]
Def. Rebs. Per Game	25.48	4th [123rd]
Def. Rebound %	.744	1st
Off. Rebound %	.383	1st
3-Point FG Per Game	6.4	10th [278th]

#### Individual Rankings

Category/Player	Stat	SEC [NCAA]
Assist-to-TO Ratio/Wallace	2.03	4th [92nd]
Assists Per Game/Wallace	4.2	2nd [117th]
Blocks Per Game/Tshiebwe	1.00	11th [193rd]
Double-Doubles/Tshiebwe	18	1st [5th]
Double-Doubles/Toppin	7	5th [99th]
Double-Doubles/Livingston	2	16th [402nd]
Field-Goal %/Tshiebwe	.564	2nd [40th]
Minutes Per Game/Tshiebwe	33:19	5th [233rd]
Points Per Game/Tshiebwe	16.4	4th [148th]
Points Per Game/Reeves	14.2	13th [333rd]
Def. Rebs. Per Game/Tshiebwe	7.99	1st [7th]
Def. Rebs. Per Game/Toppin	4.70	7th [175th]
Off. Rebs. Per Game/Tshiebwe	5.28	1st [2nd]
Off. Rebs. Per Game/Toppin	1.87	17th [338th]
Rebounds Per Game/Tshiebwe	13.1	1st [1st]
Rebounds Per Game/Toppin	6.8	9th [194th]
Steals Per Game/Wallace	1.93	5th [53rd]
Steals Per Game/Tshiebwe	1.55	12th [152nd]
3-Pointers Per Game/Reeves	2.29	8th [164th]

through March 5

### SEC Standings

Team	SEC Record	Overall Record
Alabama	16-2 (.889)	26-5 (.839)
Texas A&M	15-3 (.833)	23-8 (.742)
<b>Kentucky</b>	<b>12-6 (.667)</b>	<b>21-10 (.677)</b>
Missouri	11-7 (.611)	23-8 (.742)
Tennessee	11-7 (.611)	22-9 (.710)
Vanderbilt	11-7 (.611)	18-13 (.581)
Auburn	10-8 (.556)	20-11 (.645)
Florida	9-9 (.500)	16-15 (.516)
Mississippi State	8-10 (.444)	20-11 (.645)
Arkansas	8-10 (.444)	19-12 (.613)
Georgia	6-12 (.333)	16-15 (.516)
South Carolina	4-14 (.222)	11-20 (.355)
Ole Miss	3-15 (.167)	11-20 (.355)
LSU	2-16 (.111)	13-18 (.419)

as of March 4

### Upcoming in the SEC

#### March 8-12

Contest	Time	TV Network
<b>Wednesday, March 8</b>		
Ole Miss vs. South Carolina (GM1)	7 p.m.	SEC Network
LSU vs. Georgia (GM2)	9 p.m.	SEC Network
<b>Thursday, March 9</b>		
Mississippi State vs. Florida (GM3)	1 p.m.	SEC Network
GM1 winner vs. Tennessee (GM4)	3 p.m.	SEC Network
Arkansas vs. Auburn (GM5)	7 p.m.	SEC Network
GM2 winner vs. Vanderbilt (GM6)	9 p.m.	SEC Network
<b>Friday, March 10 - Quarterfinals</b>		
GM3 winner vs. Alabama (GM7)	1 p.m.	ESPN
GM4 winner vs. Missouri (GM8)	3 p.m.	ESPN
GM5 winner vs. Texas A&M (GM9)	7 p.m.	SEC Network
GM6 winner vs. Kentucky (GM10)	9 p.m.	SEC Network
<b>Saturday, March 11 - Semifinals</b>		
GM7 winner vs. GM 8 winner (GM11)	1 p.m.	ESPN
GM9 winner vs. GM10 winner (GM12)	3 p.m.	ESPN
<b>Sunday, March 12 - Finals</b>		
GM11 winner vs. GM12 winner	1 p.m.	ESPN



# NOTES

## Honoring the Cats

### Oscar Tshiebwe

- The Sporting News All-America Third Team
- All-SEC First Team (Coaches/Media)
- Oscar Robertson National Player of the Week (2/28)
- SEC Player of the Week (2/27)
- SEC Player of the Week (1/23)
- Kareem Abdul-Jabbar Award late season watch list
- Wooden Award late season watch list
- Oscar Robertson Trophy late season watch list
- Oscar Robertson Trophy midseason watch list
- Kareem Abdul-Jabbar Center of the Year Top 10
- Naismith Player of the Year Midseason Team
- Associated Press Preseason First Team All-America
- CBS Sports Preseason First Team All-America
- The Athletic Preseason First Team All-America

### CJ Fredrick

- SEC Community Service Team

### Chris Livingston

- All-SEC Freshman Team (Coaches)
- SEC Freshman of the Week (2/20)

### Antonio Reeves

- SEC Co-Sixth Man of the Year (Coaches)

### Jacob Toppin

- Bluegrass Sports Commission Kentucky-Louisville Game MVP

### Cason Wallace

- All-SEC Freshman Team (Coaches)
- SEC Freshman of the Week (2/6)
- SEC Freshman of the Week (1/30)
- SEC Freshman of the Week (12/27)
- London Showcase Most Valuable Player

## Clutch Free Throws

**Free throws during a two-possession game (six points or less) at any point with 3:00 or less to play or overtime:**

Player	FTs	Pct.
CJ Fredrick	2-2	1.000
Chris Livingston	5-6	.833
Jacob Toppin	13-17	.764
Antonio Reeves	3-4	.750
Cason Wallace	9-13	.692
Oscar Tshiebwe	4-6	.667
Daimion Collins	3-5	.600
Sahvir Wheeler	1-4	.250
<b>Kentucky</b>	<b>40-57</b>	<b>.702</b>

## Cats in the SEC Tournament

The Wildcats are seeking their seventh SEC Tournament championship under head coach John Calipari and 32nd overall. UK will need two wins to advance to its ninth SEC Tournament title game in the last 13 tournaments played.

- Kentucky leads the league with 31 SEC Tournament titles. The Wildcats are 135-28 all-time in the SEC Tournament, including 46-11 in the quarterfinals
- Calipari's teams at UMass, Memphis and Kentucky have been to 19 conference championship games, winning a remarkable 15 of them. Calipari is 58-14 (.806) all-time in conference tournaments, including 24-6 (.800) at UK
- Calipari's 24 victories are tied with Tubby Smith for the third-most in tournament history. Only Billy Donovan (27 in 18 seasons) and Wimp Sanderson (25 in 13 seasons) have more
- Kentucky has played in the championship game of the SEC Tournament in eight of Calipari's 13 tours, winning six times (2020 tournament not played because of COVID)
- Calipari has won six SEC Tournament titles. Only Alabama (7) has more in program history than Calipari has won in total

## Reeves Leads Wildcat SEC Honorees

Headlined by senior guard Antonio Reeves being tabbed the Southeastern Conference Co-Sixth Man of the Year, four members of the Kentucky men's basketball team were honored with postseason honors by the conference's coaches and media. In addition to Reeves' honor, Oscar Tshiebwe was a first-team selection by both the coaches and media, while newcomers Chris Livingston and Cason Wallace were named to the All-Freshman Team by the coaches.

- With Tshiebwe's most-recent honor, head coach John Calipari has now coached 32 players (34 total honors) who have earned All-SEC first- or second-team accolades
- At least one player has been named to the All-SEC Freshman Team in each of Calipari's 14 seasons, including 31 total honors
- Tshiebwe becomes the first Wildcat to earn All-SEC First Team honors in consecutive seasons since Patrick Patterson in 2009 and 2010

## What's Trending over the Last Five Games

A snapshot of what has been trending with the Cats over their last five games played:

- UK is 4-1 with wins vs. Tennessee, at Florida, vs. Auburn and at Arkansas and a home loss to Vanderbilt
- Four Wildcats are averaging double-figure points: Antonio Reeves (19.2), Oscar Tshiebwe (19.2), Jacob Toppin (14.2) and Cason Wallace (12.3)
- Kentucky is plus-12.8 on the boards
- UK is outscoring its opponents by a 77.6-65.8 margin
- Kentucky is shooting 48.0% (133-277) from the field compared to 39.1% (117-299) for its opponents
- The Cats are also shooting 74.6% (100-134) from the foul line compared to 62.1% (59-95) for their opponents
- Tshiebwe is averaging a team-high 12-2 rebounds per game, while Chris Livingston is pulling down 8.6 and Toppin is grabbing 8.4

## Cats Won 11 of Last 14 in SEC Play

Since the losses at No. 7 Alabama and against South Carolina, Kentucky won 11 of its last 14 conference games:

- UK played shorthanded in the last eight games, with Sahvir Wheeler missing all eight and CJ Fredrick being out for four
- UK achieved a plus-10.8 rebounding margin, including a total of 184-109 on the offensive boards
- Antonio Reeves led the Cats with 17.1 points per game, while Oscar Tshiebwe had 13.3 rebounds and 21 steals
- Jacob Toppin averaged 13.6 points and 7.6 rebounds per game, shot 50.7% (72-142) from the field and 47.8% (11-23) from deep
- Cason Wallace averaged 11.7 points and 4.8 assists per game and shot 90.6% (29-32) from the free-throw line
- As a team, the Cats are shot 75.9% (224-295) from the charity stripe, more than five percent better than their season average

## Vernon Hatton Named 2023 SEC Legend

Former Kentucky men's basketball All-American and national champion Vernon Hatton will represent the Wildcats as a member of the 2023 Southeastern Conference Legends at the SEC Tournament in Nashville, Tennessee.

Past greats from all 14 SEC member institutions will be honored at the league tournament at Bridgestone Arena. Each legend will be recognized during halftime of their team's first game of the

tournament, as well as a group introduction at halftime of the first semifinal game on Saturday.

- Hatton helped lead UK to the 1958 national championship, its fourth in school history. He averaged a team-high 17.1 points per game for the 23-6 national title team. Hatton scored 30 points to guide UK past Elgin Baylor-led Seattle in the championship game
- The Lexington native was tabbed All-America First Team by Converse Yearbook and the Helms Foundation in 1958 and was a member of the 1958 Final Four All-Tournament Team and the NCAA All-Regional Team. Hatton was also an All-SEC First Team selection by the league's coaches and a second-team selection by the media
- Hatton scored 1,153 career points and averaged double-figure scoring in all three seasons of varsity basketball. He hit one of the most memorable shots in program history, sinking a 47-foot shot with one second left in overtime to force a second overtime vs. Temple, a game UK would eventually win in triple overtime. He also hit a layup with 17 seconds left vs. Temple in the national semifinals for a one-point victory and a ticket to the championship game
- The Wildcats claimed the league crown in Hatton's junior and senior seasons
- He was selected in the second round of the 1958 NBA Draft by the Cincinnati Royals and played four seasons in the NBA
- His No. 52 jersey hangs in the rafters of Rupp Arena as one of Kentucky's retired jerseys and he was a part of the inaugural class for the UK Athletics Hall of Fame in 2005

## Battle-Tested Cats Approach Postseason

Kentucky once again has taken on a schedule that will prepare it well for postseason competition. The Wildcats have played a total of 13 games against 10 teams either ranked or receiving votes in the latest Associated Press Top 25 poll.

- In conference play, the Cats squared off with No. 4 Alabama, No. 17 Tennessee (2x), No. 18 Texas A&M and No. 25 Missouri, while facing Vanderbilt and Arkansas, two teams receiving votes, twice apiece. In nonconference action, Kentucky played No. 2 UCLA, No. 3 Kansas, No. 9 Gonzaga and Michigan State, which has received votes in the most recent poll
- In addition, Kentucky has played 11 games against nine opponents currently ranked in the top 30 of the KenPom rankings
- Of the top 25 of the most recent NET rankings, UK has faced seven opponents a total of nine times
- Kentucky has played the most top 10 teams nationally
- Kentucky is one of two teams nationally to play five games against the top eight teams in the NET

## #OscarWorthy Part II

After sweeping every major National Player of the Year honor a season ago, senior Oscar Tshiebwe has continued to add to his collection of hardware in 2022-23. Tshiebwe was named to the All-SEC First Team by both the league's coaches and media before garnering Third Team All-America honors from The Sporting News on Tuesday.

Tshiebwe currently leads the Cats in points per game (16.4), rebounds per game (13.1), field-goal percentage (.564) and blocks per game (1.0). He's second in steals per game (1.6).

Additional info about Tshiebwe:

- For the second straight year, he's the nation's leading rebounder
- He is the only player in the country averaging at least 15 points, at least 10 rebounds, at least 1.5 steals per game and at least 1.0 blocks per game
- With 1,498 points and 1,259 boards, Tshiebwe is one of two players nationally to total at least 1,400 points and 1,200 rebounds over the last four seasons, joining North Carolina's Armando Bacot. Tshiebwe has played 26 fewer games than Bacot
- In just 63 games for Kentucky, Tshiebwe ranks eighth all-time in program history with 894 rebounds. He is the fastest player in program history to reach that plateau
- Tshiebwe passed Dan Issel (369) for the most rebounds in a single season by a UK senior in program history. He's pulled down 379 this season
- He has registered a double-double in 46 of 63 career games for the Wildcats, ranking third all-time in program history. Dan Issel owns the record with 64 over three seasons. Cotton Nash is second (48)
- Tshiebwe has 894 career rebounds as a Wildcat, ranking eighth on the all-time list. Had he played the entirety of his career with the Wildcats, his 1,259 career rebounds would be the



# NOTES

## 2022-23 Lead-Deficit Comparison

Opponent	Biggest Lead	Biggest Deficit	Biggest Run	Changes	Ties	Led	Trailed	Result
HOWARD	38 (2nd)	1 (1st)	12-0	2	1	38:54	0:24	W, 95-63
DUQUESNE	25 (2nd)	3 (1st)	7-0	3	1	37:13	1:51	W, 77-52
vs. Michigan St.	7 (1st)	9 (2nd OT)	7-0	10	14	33:29	7:18	L, 86-77 <sup>20T</sup>
S.C. STATE	47 (2nd)	-	13-0	0	1	38:09	0:00	W, 106-63
at Gonzaga	-	19 (2nd)	7-0	0	0	0:00	39:21	L, 88-72
NORTH FLORIDA	47 (2nd)	-	12-0	0	2	37:45	0:00	W, 96-56
BELLARMINE	20 (2nd)	6 (1st)	12-0	7	7	16:35	12:52	W, 60-41
vs. Michigan	8 (2nd)	6 (1st)	7-0	5	6	23:51	12:51	W, 73-69
YALE	15 (2nd)	2 (2nd)	9-0	2	5	36:10	0:13	W, 69-59
vs. UCLA	3 (1st)	13 (2nd)	7-0	2	4	1:13	35:53	L, 63-53
FLORIDA A&M	21 (2nd)	2 (1st)	18-0	1	1	38:41	0:30	W, 88-68
at Missouri	1 (1st)	21 (2nd)	7-0	2	0	0:23	38:51	L, 89-75
LOUISVILLE	27 (2nd)	-	9-0	0	0	39:23	0:00	W, 86-63
LSU	10 (2nd)	2 (1st)	7-0	6	3	34:59	2:44	W, 74-71
at Alabama	-	31 (2nd)	5-0	0	0	0:00	39:43	L, 78-52
SOUTH CAROLINA	-	15 (1st)	10-0	0	0	0:00	39:35	L, 71-68
at Tennessee	9 (2nd)	8 (1st)	10-0	13	8	25:37	11:38	W, 63-56
GEORGIA	14 (2nd)	11 (1st)	8-0	5	3	15:50	21:09	W, 85-71
TEXAS A&M	9 (2nd)	6 (1st)	7-0	11	10	19:53	12:03	W, 76-67
at Vanderbilt	20 (2nd)	4 (1st)	10-0	6	5	34:59	2:23	W, 69-53
KANSAS	5 (1st)	9 (1st)	5-0	5	3	8:24	30:11	L, 77-68
at Ole Miss	14 (2nd)	7 (1st)	10-0	4	7	29:14	5:44	W, 75-66
FLORIDA	14 (2nd)	-	7-0	0	0	39:14	0:00	W, 72-67
ARKANSAS	2 (1st)	16 (2nd)	5-0	11	6	3:59	32:39	L, 88-73
at Georgia	4 (2nd)	10 (1st)	8-0	4	4	3:44	34:19	L, 75-68
at Mississippi St.	13 (2nd)	3 (1st)	11-0	6	0	35:13	4:17	W, 71-68
TENNESSEE	20 (1st)	-	8-0	0	0	38:28	0:00	W, 66-54
at Florida	15 (1st)	1 (1st)	8-0	6	3	37:12	1:32	W, 82-74
AUBURN	40 (2nd)	3 (1st)	11-0	7	0	36:43	2:49	W, 86-54
VANDERBILT	5 (1st)	11 (2nd)	9-0	7	6	15:57	19:44	L, 68-66
at Arkansas	14 (2nd)	3 (1st)	6-0	3	2	35:37	1:15	W, 88-79
SEC Quarterfinals								
<b>BIGGEST/MOST</b>	<b>47</b>	<b>31</b>	<b>18-0</b>	<b>13</b>	<b>14</b>	<b>39:14</b>	<b>39:43</b>	
<b>TOTALS</b>						<b>756:49</b>	<b>395:08</b>	

most all-time. Issel (1,078) is the UK record holder

- Since the 1985-86 season in NCAA history, Tshiebwe's 1,259 rebounds rank as the 29th-most ever. Kenneth Faried (1,673) has the most all-time

- Since the 1996-97 season, Tshiebwe joins Paul Millsap and Kenneth Faried as the only players to average at least 12 rebounds per contest for their career. Millsap averaged 12.7 per game from 2004-06 at Louisiana Tech, Faried averaged 12.3 from 2008-11 at Morehead State and Tshiebwe has averaged 12.1 from 2020-23 at West Virginia and Kentucky

- Tshiebwe made his season debut at the Champions Classic and played 34 minutes in his first action of the season. Tshiebwe had a team-high 22 points and a game-high 18 rebounds

- In two games in the event (including last year vs. Duke), Tshiebwe averaged 19.5 points and 19.0 rebounds per game

- At Florida, Tshiebwe connected on 12 of 13 (92.3%) of his shots from the floor. That's the best single-game field-goal percentage with at least eight attempts in the last 25 years for the Cats. It's also the best field-goal clip with the most attempts in program history

- Tshiebwe's 37-point, 24-rebound game against Georgia was the fifth such contest of his UK career (at least 22 points and at least 18 rebounds). He now has five of the eight games of 22 or more points and at least 18 rebounds by an SEC player in the last 10 seasons. No other player has more than one and the feat had not been accomplished since South Carolina's Sindarius Thornwell did so against Alabama on Feb. 7, 2017

- Tshiebwe also has tallied six 20-point, 15-rebound games so far this season after seven a season ago. He has 13 of the 55 20-point, 15-rebound contests by SEC players in the last 10 seasons

- Tshiebwe has amassed seven games of at least 20 rebounds in two seasons with the Cats. All UK players combined have totaled seven other 20-rebound games since the 1970-71 season

- He has two 20-20 games this season and three as a Wildcat

- With 10 offensive boards and 10 defensive boards, along with 21 points against Vanderbilt, he registered an "Oscar triple-double" with double-figure points, offensive rebounds and defensive rebounds. He also accomplished the feat Jan. 23 of this season with 37 points, 11 offensive rebounds and 13 defensive boards against Georgia and Dec. 12, 2021 against Robert Morris, when he went for 14 points, 10 offensive boards and 10 defensive rebounds. Tshiebwe has three of the 25 such games in college basketball since the 1996-97 season. Utah Valley's Fardaws Aimaq is the only other Division I player with more than one

Tshiebwe put together a performance for the ages in a come-from-behind win over Georgia on Jan. 17. He poured in a career-high 37 points and added 24 rebounds. More about that historic performance:

- The last Wildcat with a 35-point, 20-rebound game was Mike Phillips, who had 35-20 vs. LSU on Feb. 2, 1976

- It was the the fifth 35-20 game in UK history, also Phillips (listed above), Dan Issel (36-29 vs. LSU on Feb. 22, 1969), Cotton Nash (34-20 vs. Tulane on Jan. 11, 1964) and Bill Spivey (40-34 vs. Xavier on Feb. 13, 1951)

- Per ESPN, Tshiebwe's 24 rebounds were the most for a Division I player with a 35-point game in the last 25 seasons

- Per ESPN, Tshiebwe's 24 rebounds were the most in a 35-point performance in the last 25 seasons. UNC's Brice Johnson had 23 in 2016, Oklahoma's Blake Griffin had 23 in 2009 and Texas' Kevin Durant had 23 in 2007

- Tshiebwe (24) and teammate Jacob Toppin (11) combined for more rebounds (35) than Georgia's entire team (31)

- He became just the third player in program history to have multiple games of at least 24 rebounds, joining Dan Issel and Cotton Nash as the only others to do so

- It was the fourth 30-point game of his career

- The 37-point game tied Malik Monk vs. Georgia (1/31/17) for most points in an SEC game and the third-most point in any contest in the Calipari era

### Wallace Another UK Freshman Sensation

With a maturity well beyond his years and a calm and cool approach to the game, Cason Wallace has solidified himself as one of the best first-year players in the country.

- Wallace ranks fifth in the SEC and 53rd nationally with 1.93 steals per game

- Wallace ranks fourth (2.03) in assist-to-turnover ratio in the league and second (4.2) in assists per game

- He's induced at least one steal in all but three games (one being against South Carolina where he exited with a back injury eight minutes into the game and a second against Vanderbilt when he



# NOTES

was limited to just one minute in the second half), and has multiple steals in 15 games thus far

- Wallace tied the UK single-game record with eight steals against Michigan State. Ashton Hagans (vs. North Carolina on Dec. 22, 2018), Rajon Rondo (vs. Mississippi State on Feb. 19, 2005) and Wayne Turner (vs. George Washington on Nov. 24, 1997) are the others to turn the trick
- Wallace recorded the second-most assists (9) in a UK freshman debut against Howard, while becoming the first UK freshman in school history to have at least 15 points, eight rebounds, and nine assists in a collegiate debut
- Wallace was one of only two freshmen to accomplish the season-opening feat since the 2010-11 season, joining Lonzo Ball, who went for 19 points, 11 assists, eight rebounds and two steals in a 119-80 win over Pacific on Nov. 11, 2016
- With 11 assists at Mississippi State, he recorded the second most by a UK freshman in a true road game. Dirk Minniefield (13) at Mississippi State on Jan. 23, 1980 owns the record
- He ranks 10th all-time in UK single-season history for a freshman with 122 assists.
- With 56 steals on the season, only Ashton Hagans (61), Shai Gilgeous-Alexander (61), John Wall (66) and Rajon Rondo (87) have generated more steals as a freshman in UK history
- He's a three-time SEC Freshman of the Week honoree

## Wallace is Evolving into Mr. Clutch

Cason Wallace has proved to be a player the Wildcats can rely on in the clutch. In games within five or fewer points with less than five minutes to play, Wallace has been a go-to type for the Cats. Consider:

- vs. Michigan State: 5 points (2-2 FG, 1-1 3PT, 2-4 FT); 2 rebounds, 1 steal
- vs. Michigan: 3 points (1-1 FG, 1-1 3PT, 0-2 FT)
- vs. LSU: 2 points (1-1 FG); 1 assist
- vs. Tennessee: 1 rebound, 2 assists
- vs. Texas A&M: 2 points (1-1 FG)
- vs. Florida: 7 points (2-2 FG, 1-1 3PT, 2-2 FT); 1 rebound, 1 assist

## Super Sixth Man: Antonio Reeves

Senior Antonio Reeves came to Kentucky after ranking among the nation's top 20 in points per game (20.1) a season ago. He showed flashes of his ability to put the ball in the basket after leading the team in scoring during its foreign tour this summer and knocking down six 3-pointers in his debut against Howard. However, Reeves has become a clutch player for the Cats and made an immediate impact off the bench.

- Reeves has reached double-figure scoring in 15 of the last 17 games. Over the final 17-games of the regular season, he led the team with 16.6 points per game. He drained 40 3-pointers and is shot 45.2% from the floor, 41.7% from behind the arc and 83.3% from the foul line
- He poured in a career-high 37 points, connecting on 11 of 11 free throws, also marking career bests in a win at Arkansas. The 37-point game tied for the third-most points scored by a Wildcat in the Calipari era and the most in a true road game under Calipari
- He scored 27 points and made a season-high-tying six 3-pointers at Ole Miss. He was 8 of 12 from the field, 5 of 6 from 3-point range and a perfect 5 for 5 at the line
- His clutch play down the stretch has paid dividends for the Cats. Reeves scored 10 points over the final eight minutes against Tennessee and seven against Texas A&M. At Ole Miss with UK clinging to a 35-34 lead and 16:58 to play, Reeves scored 11 of UK's next 13 points over a 3:34 span to give the Wildcats a cushion they would not surrender at any point with 13:24 to go. He scored the team's first 11 points of the second half to help pull away

from the Razorbacks

- Reeves' 12.9 points per game in 20 contests off the bench rank second nationally among players who have made at least 20 appearances as a reserve
- He has four 20-plus-point performances off the bench. That's the most for any player in John Calipari's tenure
- With 71 made 3s on the year, Reeves is tied for 17th in single-season program history

## JT Having the Top(pin) Season of His Career

Jacob Toppin has steadily improved in each of his four seasons as a collegiate basketball player, but in his third year under John Calipari he has taken a major leap.

- Through just 19 games, he had already set career highs in points scored, rebounds, assists, minutes played, field-goals and free-throws made for a season
- Toppin had never recorded a double-double during his first three seasons in college - he has seven this season thus far. UK is 7-0 when he registers a double-double
- The senior has set single-game highs in points (24 vs. Louisville) and rebounds (12 vs. Auburn)
- Toppin has scored in double-figures in 15 of the last 18 games played. He's also registered 12 games of at least five rebounds over his last 18 played
- Over a 12-game stretch where he reached double-figure scoring in every game Jan. 17-Feb. 25, Toppin averaged 14.3 points, 7.4 rebounds and 2.8 assists per game. He shot 53.0% from the floor and 50.0% from distance
- Toppin shot 50.0% (13-26) from 3-point range in SEC action

## CJ Fredrick Named to SEC Community Service Team

Kentucky men's basketball senior CJ Fredrick was named to the Southeastern Conference's Men's Basketball Community Service team. Fredrick is UK's representative on the 14-man team that honors players' exemplary service to their communities.

This marks the 25th year for the SEC Community Service Team for men's basketball. All 21 league-sponsored sports have had a Community Service Team since 2004. The team honors student-athletes beyond the court for their on-going efforts in the community.

- Fredrick was instrumental in the development of the telethon and open practice that raised more than \$3 million in funding for those affected by devastating flooding in eastern Kentucky this summer. Furthermore, he was a participant in the telethon in 2021 that raised money for victims of tornadoes that hit the western part of the state
- In addition to those major projects, Fredrick has worked with God's Pantry in packing food and delivering lunches to local schools, visited Kentucky Children's hospitals and Fayette County schools alongside his teammates. Fredrick has twice served meals at Thanksgiving at the Salvation Army and participated with the team in serving dinner and singing Christmas carols for families
- Fredrick and the Wildcats have twice worked with Samaritan's Feet which entails washing the feet of our youth and then distributing new shoes. He has also visited a Fort Knox school and St. Elizabeth Healthcare in northern Kentucky

## Floor General Wheeler

Sahvir Wheeler has paced the Southeastern Conference in assists per game in each of his last two seasons. Prior to a right ankle injury suffered prior to UK's first meeting with Arkansas and a medical procedure that is expected to keep him out at least an additional 1-2 weeks, Wheeler was leading the league with 5.6 dimes per game this season. A Bob Cousy Award finalist a season ago, Wheeler was serving the Wildcats as one of the best floor generals in the country.

## Measurables



Daimion Collins

### Wing Span

### Max Vertical

### Hand Width

### 3/4-Court Sprint

### Shuttle Run

T1. Ugonna Onyenso - 7'4"	1. Daimion Collins - 46.5"	1. Oscar Tshiebwe - 10.75"	1. Jacob Toppin - 3.09	1. Cason Wallace - 10.03
T1. Oscar Tshiebwe - 7'4"	2. Jacob Toppin - 45.0"	T2. Daimion Collins - 9.75"	2. Sahvir Wheeler - 3.18	2. Antonio Reeves - 10.45
3. Daimion Collins - 7'3"	3. Kareem Watkins - 43.0"	T2. Jacob Toppin - 9.75"	3. Oscar Tshiebwe - 3.20	3. Sahvir Wheeler - 10.49
4. Lance Ware - 7'1"	4. Cason Wallace - 42.0"	T2. Lance Ware - 9.75"	T4. Daimion Collins - 3.22	4. Brennan Canada - 10.83
5. Adou Thiero - 6'11"	5. Adou Thiero - 41.0"	T5. Ugonna Onyenso - 9.5"	T4. Antonio Reeves - 3.22	5. Lance Ware - 10.86
		T5. Adou Thiero - 9.5"	T4. Adou Thiero - 3.22	

## Quick Facts

### GENERAL INFORMATION

<b>Location:</b> Lexington, Ky.
<b>Enrollment:</b> 31,800
<b>Founded:</b> 1865
<b>Colors:</b> Blue and White
<b>Nickname:</b> Wildcats
<b>Conference:</b> Southeastern Conference
<b>All-Time Record:</b> 2,374-746-1 (76.1%)
<b>Arena:</b> Rupp Arena (20,500)
<b>Rupp Arena Record:</b> 647-81 (88.9%) - 47th season
<b>NCAA Championships:</b> 8 (1948, '49, '51, '58, '78, '96, '98, 2012)
<b>NCAA Runners-Up:</b> 4 (1966, '75, '97, 2014)
<b>NCAA Tournament Record:</b> 129-53 (70.9%)
<b>Last NCAAT Appearance:</b> 2022, First Round
<b>President:</b> Dr. Eli Capilouto (Alabama, 1971)
<b>Athletics Director:</b> Mitch Barnhart (Ottawa, 1981)
<b>MBB Administrator:</b> Kevin Sargent (UNC, 2004)
<b>Head Coach:</b> John Calipari (Clarion, 1982)
<b>Calipari On-Court Record:</b> 831-251 (76.8%)
<b>Calipari UK Record:</b> 386-111 (77.7%)
<b>Athletics Phone Number:</b> 859.257.8000
<b>Starters Returning/Lost:</b> 2/3
<b>Players Returning/Lost:</b> 7/8



# NOTES

- Wheeler generated two games with 10 or more, seven with eight or more and 13 with five or more thus far
- With 656 total assists in his career at Georgia and Kentucky, Wheeler is fifth all-time in SEC history in the category. He trails only Terry Coner (664), Johnny Darden (715), Kareem Reid (749) and Sean Tuohy (830)
- A season after becoming just the fourth player in program history to amass at least 200 assists in a season, Wheeler is moving up the career charts as well. In just 51 games with the Wildcats, Wheeler ranks 14th in program history with 324 dimes

## Injury Bug a Story with the Cats

A season after playing just 17 games at full strength, the Wildcats are once again dealing with a multitude of injuries. Kentucky has played 13 of 31 games at full strength.

**Daimion Collins:** Missed the Tennessee game with a left foot injury

**CJ Fredrick:** Exited the Missouri game with a right-hand injury after playing four minutes. Missed the Louisville, LSU and Alabama games with the hand injury. Missed the Georgia (away), Mississippi State, Tennessee (home) and Florida (away) games with a rib injury

**Jacob Toppin:** Exited the Alabama game with a right-shoulder injury and did not return. Missed the South Carolina game

**Oscar Tshiebwe:** Had a minor knee procedure and missed the duration of the preseason as well as the team's games against Howard and Duquesne

**Cason Wallace:** Exited the South Carolina game with a lower-back injury and did not return after playing eight minutes. Missed the Ole Miss game due to precautionary reasons as he dealt with a lower-extremity issue

**Lance Ware:** Missed the North Florida game due to an illness and the LSU game with a left-shoulder injury

**Sahvir Wheeler:** Missed both exhibition games and the team's opener vs. Howard with a right-leg injury and the team's trip to Tennessee with a left-shoulder injury. He then missed the games vs. Arkansas, at Georgia, at Mississippi State, vs. Tennessee, at Florida and vs. Auburn with a right ankle injury. He underwent a medical procedure unrelated to his ankle injury on March 1 and is expected to miss 2-3 additional weeks

## The Winner is ... Kentucky!

After helping Kentucky to wins at Florida and at home against Auburn, senior forward Oscar Tshiebwe took home Southeastern Conference Player of the Week laurels, the conference office announced Feb. 27. In addition, Tshiebwe garnered Oscar Robertson National Player of the Week honors Feb. 28, marking his second time earning the award in his career. Tshiebwe averaged 23.5 points per game and shot 87% (20-23) from the field in the two victories.

Tshiebwe went for a game-high 25 points, four boards and three assists against Florida. He then totaled 22 points and 17 rebounds to go along with a pair of steals in the dominating win over Auburn. Tshiebwe's 92.3% field-goal percentage against Florida was the best field-goal clip with at least 13 attempts in program history, and the fourth-best with a minimum of eight attempts. The 25-point performance at Florida was his third game this season with at least 25 points in a game and the 10th of his career. Tshiebwe also became the 61st player in program history to amass 1,000 points in a career as a Wildcat. He then generated his 16th double-double of the season with 22 points and 17 rebounds against Auburn.

The award is the sixth weekly SEC honor for a Wildcat this season. Tshiebwe previously earned SEC Player of the Week honors on Jan. 23, while Cason Wallace has garnered SEC Freshman of the Week honors three times this season and Chris Livingston was the Freshman of the Week just a week ago.

Kentucky has dominated the weekly SEC awards with John Calipari at the helm. UK has won more weekly SEC honors (125) than any other school during the Calipari era, including 94 SEC Freshman of the Week awards and 31 SEC Player of the Week honors.

## S-E-C! S-E-C! S-E-C!

Kentucky is the Southeastern Conference's gold standard. Since the SEC's inception in 1932-33, the Wildcats are the most dominant team in the league, recording a 1,046-303 mark (77.5%) in regular-season conference play. Only Alabama has won more than 800 regular-season SEC games and no other team owns a better winning percentage.

- UK has averaged 11.6 wins and only 3.3 losses per season in 90 seasons in the SEC
- Kentucky has won 49 SEC regular-season titles and 31 SEC Tournament championships
- Kentucky is 11-3 in the opening game of the SEC season under John Calipari and 13-1 in the first home league opener. UK is 69-20 all-time in SEC openers
- The Wildcats have won 16 of the last 29 SEC Tournaments (the 2020 one was not played because of the COVID-19 pandemic)
- UK has captured at least a share of six of the last 14 SEC regular-season championships under John Calipari
- Kentucky has played in the championship game of the SEC Tournament in eight of Calipari's 12 tours, winning six times (2020 tournament not played because of COVID)
- UK won its 1,000th game in SEC regular-season action vs. Alabama on Jan. 11, 2020. Kansas has won 1,000 conference games when combining its records in the Big 6, Big 7, Big 8 and Big 12, but no other team in the country had won 1,000 or more regular-season league games in one conference alone
- Six teams made the 2022 NCAA Tournament field with Arkansas reaching the Elite Eight
- The SEC has had 27 NCAA Tournament selections over the last four tournaments, the third most. Only the Big 10 (30) and Atlantic Coast Conference (28) have had more
- The SEC went 5-6 in NCAA Tournament games in 2022. SEC teams are 78-49 (61.4%) in the NCAA tourney since 2012
- The league has advanced at least one team to the Elite Eight in 10 of the last 12 tournaments and nine different SEC teams have advanced to the Sweet Sixteen in the last five NCAA Tournaments
- Five SEC teams (No. 4 Alabama, No. 17 Tennessee, No. 18 Texas A&M, No. 23 Kentucky and No. 25 Missouri) are ranked in the Mach 6 Associated Press Top 25, with Vanderbilt and Arkansas receiving votes

## Calipari Leading the Way in SEC Play

John Calipari leads the way among all current SEC head coaches in 2022-23 in career wins, league victories and titles. He is also ascending the all-time charts in league history:

- Calipari owns 386 victories as UK's head coach, ranking as the fourth-most wins by a coach leading an SEC program in the conference's history. Adolph Rupp (875), Billy Donovan (467) and Dale Brown (448) are the only others who have more
- Calipari is fifth all-time in SEC regular-season wins with 185. Rupp (397) has the most. C.M. Newton is fourth with 195. Donovan (200) and Brown (238) are the others head of Calipari
- Calipari is 24-6 in the SEC Tournament. His 24 victories are tied with Tubby Smith for the third-most in tournament history. Only Donovan (27 - in 19 appearances) and Wimp Sanderson (25 - in 13 appearances) have more
- Calipari has won six SEC Tournament titles. Only Alabama (7) has more in program history than Calipari has won in total

## Points Per Possession

Game	Off. PPP	Def. PPP
HOWARD	1.25	0.83
DUQUESNE	1.08	0.73
vs. Michigan State	0.92	1.02
SOUTH CAROLINA STATE	1.38	0.82
at Gonzaga	0.95	1.16
NORTH FLORIDA	1.33	0.78
BELLARMINE	1.02	0.69
vs. Michigan	1.03	0.97
YALE	1.15	0.98
vs. UCLA	0.79	0.94
FLORIDA A&M	1.49	1.15
at Missouri	1.10	1.31
LOUISVILLE	1.34	0.98
LSU	1.25	1.20
at Alabama	0.76	1.15
SOUTH CAROLINA	1.19	1.25
at Tennessee	0.91	0.81
GEORGIA	1.20	1.00
TEXAS A&M	1.10	0.97
at Vanderbilt	1.19	0.91
KANSAS	0.99	1.12
at Ole Miss	1.19	1.05
FLORIDA	1.12	1.05
ARKANSAS	1.06	1.28
at Georgia	1.03	1.14
at Mississippi State	1.20	1.15
TENNESSEE	1.05	0.86
at Florida	1.17	1.06
AUBURN	1.32	0.83
VANDERBILT	0.97	1.00
at Arkansas	1.17	1.05

SEC Quarterfinals

## Overall

UK offensive high - 1.49, FLORIDA A&M

UK offensive SEC high - 1.32, AUBURN

UK offensive postseason high -

UK offensive low - 0.76, at Alabama

UK offensive SEC low - 0.76, at Alabama

UK offensive postseason low -

Opponent offensive high - 1.31, at Missouri

Opponent SEC high - 1.31, at Missouri

Opponent postseason high -

Opponent offensive low - 0.69, BELLARMINE

Opponent SEC low - 0.81, at Tennessee

Opponent postseason low -

## Wins vs. Losses in 2022-23

Result	FG%	Opp. FG%	3-Pt. FG%	Opp 3-Pt. FG%	FT%	RPG	APG	TOPG	BPG	SPG	PPG	Opp PPG
Wins	.491	.403	.405	.306	.733	40.0	17.0	11.4	3.8	6.4	78.9	62.6
Losses	.398	.478	.270	.381	.654	36.5	12.3	12.1	3.9	6.4	67.2	78.3



# NOTES

• From his time at UMass, Calipari ranks ninth in total wins (193) and eighth in wins in Atlantic 10 regular-season play (91). In his time at Memphis, Calipari accumulated the second-most total victories (252) and the most regular-season wins (133) in Conference USA history

## Always Efficient

According to Ken Pomeroy's calculations on kenpom.com, Kentucky teams under John Calipari have consistently ranked among the most efficient teams in the country per possession. Pomeroy's rankings through games played on March 5:

Season	Offense (Rank)	Defense (Rank)	Overall
2022-23	118.0 (14)	99.6 (66)	21st
2021-22	120.0 (5)	94.3 (36)	6th
2020-21	108.0 (84)	93.1 (35)	49th
2019-20	112.7 (24)	95.1 (52)	29th
2018-19	117.6 (14)	90.1 (8)	8th
2017-18	115.8 (24)	95.4 (22)	17th
2016-17	119.1 (12)	91.4 (7)	4th
2015-16	120.4 (5)	98.0 (53)	6th
2014-15	119.3 (5)	86.5 (2)	1st
2013-14	117.6 (10)	96.9 (41)	11th
2012-13	108.8 (42)	99.1 (129)	42nd
2011-12	122.9 (2)	88.2 (9)	1st
2010-11	118.1 (7)	90.4 (15)	6th
2009-10	116.1 (15)	86.2 (6)	3rd

## Five Wildcats on Pace to Graduate in Spring

John Calipari has graduated 100% of the players (25 of 25) who have been eligible to receive their diploma by the end of their senior years and exhausted their athletic eligibility. That number will add by four with five graduating in the spring of 2023. CJ Fredrick (community and leadership development), Jacob Toppin (communication), Oscar Tshiebwe (communication) and Sahvir Wheeler (communication) are all on pace to earn their undergraduate degrees in May of 2023. Brennan Canada, who graduated in three years, is slated to earn a graduate certificate this spring.

## Cats Don't Count on the 3

Kentucky has never been reliant on the 3 under John Calipari. Kentucky is averaging 25.5% of its points from distance while 29.8% of its field-goal attempts are from 3-point range. The highest percentage of 3-point shots taken under Calipari was the 2010-11 Final Four team that lofted 32.4% of its shots from beyond the arc. That team is also Calipari's top 3-point shooting team at Kentucky. The most attempts per game in the Calipari era was the 2016-17 squad that took 19.89 3-point shots per game. This team is averaging 17.81 attempts per game thus far.

Not relying on the 3 certainly hasn't hurt the Wildcats. UK is 10-3 all-time under Calipari when making one or fewer from long range.

Year	% of Attempts from 3	3-Point FG%
2009-10:	.304	.363
2010-11:	.324 (highest)	.397 (highest)
2011-12:	.265	.378
2012-13:	.293	.346
2013-14:	.276	.332 (lowest)
2014-15:	.271 (lowest)	.349
2015-16:	.310	.366
2016-17:	.316	.353
2017-18:	.258	.357
2018-19:	.296	.354
2019-20:	.266	.343
2020-21:	.322	.336
2021-22:	.279	.347
2022-23:	.298	.359

## Similar Stories ...

In 14 years as head coach of the Wildcats, John Calipari has won a national title, claimed six Southeastern Conference regular-season crowns, six league tournament titles and won more NCAA tournament games than any other coach during this span. He's also led teams plagued by slow starts to memorable late-season runs:

- The 2020 squad suffered a home loss to Evansville in November, lost back-to-back games in Las Vegas prior to Christmas and fell to 16-5 on Feb. 1 with a loss at Auburn. The Wildcats would then rattle off eight straight wins and nine of their last 10 to win the SEC regular-season by a comfortable margin of three games. COVID-19's rise in the United States canceled the SEC and NCAA Tournaments
- In 2018, the Wildcats lost four in a row from Feb. 3-14, marking the first four-game losing streak during Calipari's UK tenure. That team went on to win nine of its next 10 games and captured the SEC Tournament title
- The 2017 squad lost three of four games from Jan. 24-Feb. 4 before rattling off 14 straight victories. Within that run, the Wildcats won the SEC Tournament title and marched all the way to the Elite Eight before a buzzer-beater by eventual champion North Carolina ended their tournament run
- In 2014, the freshman class was heralded as the best ever and preseason expectations had fans dreaming of a 40-0 season. However, that team dropped nine regular-season games before putting together one of the most magical NCAA Tournament runs in program history. The Cats overcame double-digit deficits in all but one game and were led by late-game heroics from Aaron Harrison all the way to the NCAA Championship game

## UK's Record vs. AP Ranked Opponents and as an AP Ranked Opponent Under Cal

Kentucky (RK)	Opponent Rank																									RV	NR	TOTAL	
	1	2	3	4	5	6	7	8	9	10	11	12	13	14	15	16	17	18	19	20	21	22	23	24	25				
1	-	0-1	0-1	1-0	2-0	2-0	-	2-0	1-0	-	0-1	-	-	-	-	2-0	1-0	1-0	-	1-0	3-0	1-0	-	-	-	6-2	46-3	69-8	
2	1-0	-	-	0-1	1-0	0-1	-	-	-	-	-	1-0	1-0	-	1-0	-	1-0	-	0-1	-	-	-	-	-	-	4-0	24-0	34-3	
3	-	-	-	1-0	-	-	-	-	0-1	-	-	-	1-0	-	-	-	-	-	-	0-1	-	-	-	-	-	1-0	17-0	20-2	
4	-	0-2	-	-	-	-	0-1	0-1	-	-	-	-	-	1-0	-	0-1	-	-	-	-	-	-	-	-	2-0	2-0	12-2	17-7	
5	1-0	-	-	-	-	0-1	-	-	0-1	1-0	-	-	-	-	-	-	-	-	0-1	-	-	-	-	-	1-0	-	2-0	13-0	18-3
6	-	-	-	-	0-1	-	1-0	1-0	-	0-1	-	-	-	-	-	-	-	0-1	1-0	-	-	-	-	-	-	2-0	9-2	14-5	
7	-	-	-	0-1	-	-	-	-	-	-	-	1-0	-	0-1	-	-	-	-	1-0	-	-	-	-	-	-	-	-	7-2	9-4
8	-	-	-	-	-	-	-	-	1-0	-	-	-	1-0	-	1-0	-	-	-	-	-	-	-	-	1-0	-	0-1	2-3	13-0	19-4
9	-	-	-	-	-	-	-	-	-	-	-	-	-	-	-	-	-	-	-	-	-	-	-	-	-	-	-	9-2	9-2
10	-	-	-	-	-	-	-	-	0-1	-	-	-	-	0-1	-	-	-	-	-	-	-	-	-	-	-	3-4	15-3	18-9	
11	1-0	-	-	-	-	-	1-0	-	0-1	-	-	-	1-0	-	-	-	-	0-1	-	-	-	2-0	-	-	-	-	6-1	11-3	
12	-	0-1	-	-	1-0	-	-	-	-	-	-	-	-	1-0	-	1-0	-	-	-	-	-	-	-	-	-	2-0	5-1	10-2	
13	-	-	-	-	-	-	-	-	-	-	-	-	-	-	-	0-1	0-1	-	-	-	-	-	-	-	-	1-0	8-2	9-4	
14	-	-	0-1	-	-	-	-	-	-	-	-	-	-	-	-	-	-	-	-	-	-	-	-	-	-	1-1	9-1	10-3	
15	-	-	-	-	-	-	-	-	-	-	-	1-0	-	-	-	-	-	1-0	-	-	-	-	-	-	-	1-0	7-0	10-0	
16	-	-	-	-	-	-	-	-	-	-	-	-	-	-	-	-	1-0	-	-	-	0-1	-	-	-	-	2-0	6-1	9-2	
17	-	-	-	-	-	-	-	-	-	-	-	-	-	-	-	-	-	-	-	-	-	-	1-1	-	-	-	4-2	5-3	
18	-	-	-	-	-	-	-	-	-	-	-	-	-	-	-	-	-	-	-	-	-	1-0	0-1	-	-	3-2	9-1	13-4	
19	-	-	1-0	1-0	-	-	-	-	1-0	-	-	-	-	-	-	-	-	-	-	-	-	-	-	-	-	1-1	5-0	9-1	
20	-	-	-	0-1	-	-	0-1	-	-	-	-	-	-	-	-	-	-	-	-	-	1-0	-	-	-	-	-	4-2	5-4	
21	-	-	-	-	-	-	-	-	-	-	-	-	-	-	-	-	-	-	-	-	-	-	-	-	-	2-0	2-1	4-1	
22	-	-	-	-	-	-	-	-	-	-	-	-	1-0	-	-	-	-	-	-	-	-	-	-	-	-	1-0	5-1	7-1	
23	-	-	-	-	-	-	-	-	-	-	-	-	-	-	-	-	-	-	-	-	-	-	-	-	-	0-1	3-1	3-2	
24	-	-	-	-	-	-	-	-	-	-	-	-	-	-	0-1	-	-	-	-	-	-	-	-	-	-	-	0-1	0-2	
25	0-1	-	-	-	-	-	0-1	-	-	-	-	-	-	-	-	-	-	-	-	-	-	-	-	-	-	-	1-1	1-3	
RV	0-1	1-0	-	-	1-0	-	2-1	-	0-1	0-1	-	1-0	1-0	-	-	-	-	0-1	-	-	-	-	-	-	-	-	-	-	-
NR	-	-	-	0-1	1-0	-	-	-	0-1	1-0	1-1	-	-	-	-	1-0	-	0-1	1-0	-	-	0-1	-	-	-	-	-	-	-
TOTAL	3-2	1-4	1-2	3-4	6-1	2-2	4-4	3-1	3-6	2-2	2-2	4-0	5-0	2-2	2-1	4-2	3-1	2-4	3-2	1-1	4-1	5-1	1-2	1-1	1-0	Total	333-82	Total	69-48





# NOTES

## Cats Deliver the Knockout Punch

Kentucky is 328-13 (96.2%) in the John Calipari era when leading by at least 10 points at any time in the contest. Ten of the 13 losses in the Calipari era are to conference opponents.

Perhaps most impressive of all is that 68.6% of games Calipari has coached in at Kentucky have produced 10-point leads at some point during the game for UK. The Wildcats have led by 10 points or more in a whopping 85.0% of Calipari's 386 career wins at Kentucky.

## Hold Them to 55 Points, 40%

Defense has always been a recipe for success for the Wildcats under John Calipari. The special ingredient: 55 points. Kentucky is a perfect 88-0 under Calipari when holding the opponent to 55 points or fewer, including 5-0 this season after limiting Duquesne to 52 points, Bellarmine to 41, Vanderbilt on the road to 53 points, Tennessee at home to 54 points and Auburn to 54 points.

The Wildcats are 213-10 (95.5%) under Calipari when limiting the opponent to 63 points or less, including 11-1 this season. Kentucky also fares well when it keeps the competition to 40% or less from the floor. UK is 232-24 (90.6%) vs. opponents under Calipari when their field-goal percentage is 40% or less.

## Cleaning the Glass

Kentucky was one of the top teams in the country on the boards a season ago. With the nation's best rebounder in Oscar Tshiebwe back again, UK is again one of the nation's best

on the boards. Tshiebwe leads in the country in rebounds per game (13.1) in 2022-23. As a team, UK is logging 38.84 boards per game which ranks as the 19th-best mark in the nation. UK is plus-8.5 in rebound margin to rank third nationally and tops in the SEC.

- UK is averaging 13.35 offensive boards per outing, ranking eighth in the country
- Tshiebwe is second in the nation with 5.27 offensive rebounds per game and ranks seventh with 7.79 defensive boards per contest
- Over UK's last 14 SEC games (since South Carolina), UK is outrebounding opponents by a plus-10.8 margin

## Ulis Returns to Kentucky

Tyler Ulis was one of the most accomplished players in UK program history from 2015-16. He was an All-American and Bob Cousy Award winner in 2016. He was also a part of a team that won its first 38 games and went to the Final Four in 2015. He has returned to the Wildcats for the spring semester to serve as a student assistant coach as he works towards completing his undergraduate degree.

- 2016 Consensus First-Team All-American
- 2016 Bob Cousy Award winner
- Was the SEC Player of the Year, Defensive Player of the Year and SEC Tournament MVP in 2016
- Set the UK single-season record with 246 assists in 2016
- Drafted 34th overall by the Suns in 2016

## All-Time Winningest Schools

SCHOOL	WINS
1. Kansas	2,382
<b>2. Kentucky</b>	<b>2,374</b>
3. North Carolina	2,342
4. Duke	2,269
5. UCLA	1,982
6. Temple	1,978
7. Syracuse	1,973
8. Notre Dame	1,950
9. St. John's	1,921
10. Indiana	1,911

\*through games on March 5

## UK Leaders in Career Rebounds

Player (Years played)	Rebounds
1. Dan Issel (1968-70)	1,078
2. Frank Ramsey (1951-54)	1,038
3. Cliff Hagan (1951-54)	1,035
4. Johnny Cox (1957-59)	1,004
5. Cotton Nash (1962-64)	962
6. Kenny Walker (1983-86)	942
7. Chuck Hayes (2002-05)	910
<b>8. Oscar Tshiebwe (2022-23)</b>	<b>894</b>
9. Sam Bowie (1980-84)	843
10. Rick Robey (1975-78)	838
11. Bob Burrow (1955-56)	823

## UK Leaders in Career Assists

Player (Years played)	Assists
1. Dirk Minniefield (1980-83)	646
2. Anthony Epps (1994-97)	544
---	
7. Cliff Hawkins (2001-04)	467
8. Ed Davender (1985-88)	436
9. Travis Ford (1991-94)	428
10. Tyler Ulis (2015-16)	381
11. Saul Smith (1998-2001)	364
12. Ashton Hagans (2019-20)	351
13. John Pelphey (1988-92)	327
<b>14. Sahvir Wheeler (2022-23)</b>	<b>324</b>

## Lineup Comparison

Most Frequent Lineups	Total Minutes	Points For	Points Against	+/-	+/- Per 40 Min.
Toppin, Wallace, Livingston, Reeves, Tshiebwe	147:03	271	234	+37	+10.06
Toppin, Wallace, Reeves, Wheeler, Tshiebwe	123:03	235	216	+19	+6.18
Toppin, Fredrick, Wallace, Reeves, Tshiebwe	92:04	226	138	+88	+38.23
Toppin, Fredrick, Wallace, Livingston, Tshiebwe	69:33	102	126	-24	-13.80
Toppin, Wallace, Livingston, Wheeler, Tshiebwe	53:42	83	86	-3	-2.23
Toppin, Fredrick, Wallace, Wheeler, Tshiebwe	40:09	68	67	+1	+1.00
Toppin, Fredrick, Wallace, Livingston, Ware	38:03	65	44	+21	+22.08
Toppin, Fredrick, Livingston, Reeves, Tshiebwe	36:47	76	61	+15	+16.31
Toppin, Livingston, Reeves, Wheeler, Tshiebwe	31:46	62	43	+19	+23.92
Toppin, Fredrick, Reeves, Wheeler, Tshiebwe	28:44	55	48	+7	+9.74

## Efficiency Stats

#	Player	Min	AST%	EFG%	TS%	Usg%	DRB%	ORB%	TRB%
14	Brennan Canada	9	0.0	.500	.500	16.8	13.1	0.0	6.5
04	Daimion Collins	185	3.7	.425	.477	18.1	18.5	10.0	14.2
01	CJ Fredrick	560	11.9	.470	.508	15.5	2.9	1.2	2.1
21	Walker Horn	8	18.3	.000	.000	31.5	14.7	0.0	7.3
24	Chris Livingston	657	5.3	.497	.542	15.8	16.5	5.3	10.8
33	Ugonna Onyenso	112	3.4	.529	.539	18.5	25.2	18.6	21.9
12	Antonio Reeves	846	8.0	.531	.567	25.6	7.1	1.6	4.3
03	Adou Thiero	186	6.9	.397	.528	15.3	13.3	9.9	11.6
00	Jacob Toppin	934	13.8	.495	.527	21.2	18.5	6.9	12.7
34	Oscar Tshiebwe	967	9.5	.564	.615	23.0	27.5	18.3	22.9
22	Cason Wallace	918	24.4	.521	.552	20.2	9.6	3.4	6.5
55	Lance Ware	259	11.1	.649	.595	11.9	15.5	9.4	12.4
25	Kareem Watkins	8	18.3	.000	.000	12.6	0.0	0.0	0.0
02	Sahvir Wheeler	601	33.9	.465	.476	17.5	8.4	1.0	4.7



# NOTES

• Western Conference Rookie of the Month in April of 2017 when he averaged 20.7 points and 6.8 assists per game during the month. It was the most points and assists in a single month since Damian Lillard in March of 2013

## Wildcats Ink Five for 2023

Kentucky men's basketball head coach John Calipari announced the signing of five standout student-athletes to the program's 2023 signing class on Nov. 14. Aaron Bradshaw, Robert Dillingham, Justin Edwards, Reed Sheppard and D.J. Wagner each inked national letters of intent with UK during the fall signing period.

Bradshaw, Edwards, Sheppard and Wagner were all tabbed to the 2023 McDonald's All American Game on Jan. 24. UK has now had 44 "burger boys" sign out of high school with John Calipari. All-time UK has amassed 76 McDonald's All Americans.

In every season but two of the Calipari era, the Wildcats have signed a top-three recruiting class according to the Recruiting Services Consensus Index, which tallies major recruiting rankings and plugs them into a formula to calculate a consensus ranking. With the additions, Kentucky has signed 71 top-50 recruits, 56 top-25 players and 31 top-10 players (according to Rivals) in what will now be Calipari's 15 recruiting classes at Kentucky.

• **Aaron Bradshaw (Roselle, N.J.):** Forward | 7-0, 210 pounds | No. 4 overall by 247Sports, No. 4 by ESPN and No. 5 by Rivals | Averaged 8.9 points, 7.4 rebounds and 3.2 blocks per game as a junior while helping Camden to the NJSIAA Group 2 state championship | Played for NJ Scholars on the EYBL circuit last summer, averaging 12.7 points, 7.3 rebounds and 2.0 blocks | Tallied three double-doubles during Peach Jam in July | McDonald's All-American | Naismith High School Player of the Year semifinalist | Jordan Brand Classic selection | Third-team Naismith HS All-American

• **Robert Dillingham (Hickory, N.C.):** Guard | 6-2, 160 pounds | No. 7 overall by Rivals, No. 11 by ESPN and No. 9 by 247Sports | Averaged 21.2 points, 4.9 rebounds and 2.1 steals per game as a sophomore at Combine Academy, leading the team to a 29-3 record and a non-association state title | Joined Overtime Elite in November | Charlotte Observer High School Basketball Player of the Year in 2020-21 | 2021 FIBA Americas U16 Championship MVP, averaging 15.7 points and 6.2 assists in more than 20 minutes per game | Jordan Brand Classic selection

• **Justin Edwards (Philadelphia):** Guard | 6-8, 190 pounds | No. 1 by ESPN, No. 2 by 247Sports and No. 4 by Rivals | Led Imhotep Charter to the Class 5A state title as a junior last season, averaging 18.3 points and 8.3 rebounds per game | Helped Team Final advance to Peach Jam quarterfinals after shooting 39.5% from deep while averaging 15.3 points and 7.0 rebounds per game McDonald's All-American | Naismith High School Player of the Year finalist | Named to Team USA at the 2023 Nike Hoop Summit | Jordan Brand Classic selection | First-team Naismith HS All-American

• **Reed Sheppard (London, Ky.):** Guard | 6-3, 180 pounds | No. 22 overall by Rivals, No. 21 by ESPN and No. 30 by 247Sports | Led North Laurel to the state Sweet 16, averaging 25.2 points, 7.6 assists, 6.8 rebounds and 4.4 steals per game as a junior | 2022 Kentucky Gatorade Player of the Year | Both parents, Jeff and Stacey, played basketball at Kentucky | Jeff was a member of 1996 and 1998 national championship teams, earning Final Four MVP in 1998, while Stacey still sits as the Wildcats' No. 14 all-time scorer | McDonald's All-American

• **D.J. Wagner (Camden, N.J.):** Guard | 6-3, 175 pounds | No. 2 overall by ESPN and No. 3 by 247Sports and Rivals | Averaged 19.6 points, 4.3 rebounds, 3.3 assists and 3.1 steals per contest as a junior, helping Camden to the NJSIAA Group 2 state championship | Named 2021 and 2022 New Jersey Gatorade Player of the Year | Son of former Memphis and NBA guard Dajuan Wagner and grandson of former Louisville and professional guard Milt Wagner McDonald's All-American | Naismith High School Player of the Year finalist | Named to Team USA at the 2023 Nike Hoop Summit | Jordan Brand Classic selection | First-team Naismith HS All-American

## Cats Give Back

As part of the University of Kentucky's commitment to the people of the Commonwealth and Big Blue Nation around the globe, the Wildcats continue to give back to those in need.

- Dating back to his time at Memphis, John Calipari has worked with local businesses to partner and help families (usually around 10-12 families) in need for the holidays. Families are identified by local leaders and are uplifted with gifts, gift cards, food for the holidays and even rent checks. UK players helped host a reception with a holiday meal and Christmas carols sung on Dec. 18 to continue Calipari's tradition
- Kentucky spent Thanksgiving serving lunch to people in need alongside the Salvation Army

- All ticket revenue from the Cats' annual Blue-White Game, more than \$160,000, went to Team Eastern Kentucky Flood Relief for those impacted by the devastating floods this summer. The team also participated in multiple community service activities in the area prior to the exhibition held in Pikeville, Kentucky
- Kentucky's men's and women's basketball team partnered with the Mamba and Mambacita Foundation to host a youth skills academy for underprivileged local boys and girls
- In partnership with Samaritan's Feet, coach John Calipari and several other Kentucky coaches handed out 10,000 pairs of shoes in eastern Kentucky in August. The Cats also spent a morning with the organization on their trip to the Bahamas, washing feet and delivering shoes to those in need
- In August, Kentucky's open practice in conjunction with a telethon hosted by Joe and Kelly Craft, LEX 18, the American Red Cross and Rupp Arena for Kentucky Flood Relief, raised more than \$2 million for flood relief
- Calipari and the Wildcats traveled to five cities throughout the state this summer in conjunction with Kroger to raise funds for Kentuckians affected by the tornadoes that ravaged the state in December of 2021

## Big-Game Cal. Cats

Some notes about Cal's teams against the best of the best:

- Not only does Kentucky own a 69-48 record (58.9%) vs. Associated Press Top 25 teams under John Calipari, UK is 7-5 when both teams are ranked in the AP top five
- All-time, Calipari is 13-9 when both teams are ranked in the AP top five
- When both teams are ranked in the AP Top 25, Calipari's all-time record is 89-66, including a 58-38 mark at Kentucky
- When both are ranked in the top 10 he has a 27-22 record, including 16-15 at UK
- By defeating top-ranked Michigan State to start the 2019-20 season, UK knocked off the No. 1 team in consecutive seasons for the first time in school history. Kentucky downed Tennessee on Feb. 19, 2019
- With the win over MSU to begin 2019-20, the Wildcats have nine victories over the No. 1 team in 25 tries in program history
- Calipari improved to 6-4 vs. the No. 1 team in his career with the win vs. Michigan State, including 3-2 at Kentucky. According to ESPN, Calipari is the only coach with a winning (.600) percentage against No. 1 ranked teams with a minimum of 10 games faced against the No. 1

## Taking Care of Business

Kentucky's 69-48 record vs. opponents ranked in the Associated Press Top 25 in John Calipari's tenure is impressive, but the Wildcats' ability to beat all-comers can't be overlooked. Under Calipari, UK is 317-63 vs. unranked competition, 83.4%.

## Big Blue Wins on the Road

Kentucky's 63-56 win on the road at No. 5 Tennessee on Jan. 14 was not only much needed for this team, but historic as well.

- Was the first in program history over an Associated Press Top 5 team on the road, while a UK team was unranked
- Kentucky outrebounded the Volunteers by 20 and limited the Vols to just four offensive rebounds. Tennessee entered the matchup as the nation's best offensive rebounding team
- UK's 88.1% free-throw percentage (22-25) was the third-best in a true road game under Calipari with a minimum of 25 attempts
- Kentucky moved to 5-1 against Tennessee on the road when the Wildcats are unranked and the Volunteers are ranked
- The 56 points scored by UT marked the second-fewest ever allowed by an unranked Kentucky team against a top-five team in the AP poll (UK allowed 45 points to No. 2 Michigan State on Dec. 16, 2000)

Kentucky then earned a 69-53 win at Vanderbilt on Jan. 24 in its next game away from home.

- It was Kentucky's 78th game played at Memorial Gymnasium (69 vs. Vanderbilt, 5 NCAA Tournament, 3 SEC Tournament, 1 SEC Playoff), tying Freedom Hall for the most games played by UK in a single arena all-time (excluding home arenas)
- Kentucky has now won 14 straight in the series
- UK limited the Commodores to just 53 points, 20 points below its season scoring average
- When Vanderbilt missed a free throw with 3:10 remaining, it marked the first time in two games that an opponent missed a foul shot after Texas A&M and VU had combined to make 25 in a row
- Kentucky made only one trip to the foul line, making 1 of 2 at-

## Tshiebwe UK Double-Doubles

Game	Points	Rebounds
at Arkansas (3/4/23)	12	13
VANDERBILT (3/1/23)	21	20
AUBURN (2/25/23)	22	17
at Mississippi State (2/15/23)	18	11
at Georgia (2/11/23)	20	14
at Ole Miss (1/31/23)	14	11
at Vanderbilt (1/24/23)	15	13
GEORGIA (1/17/23)	37	24
at Tennessee (1/14/23)	15	13
SOUTH CAROLINA (1/10/23)	19	12
LSU (1/3/23)	19	16
LOUISVILLE (12/31/22)	24	14
at Missouri (12/28/22)	23	19
YALE (12/10/22)	28	12
vs. Michigan (12/4/22)	13	14
NORTH FLORIDA (11/23/22)	16	15
at Gonzaga (11/20/22)	20	15
vs. Michigan State (11/15/22)	22	18
vs. Saint Peter's (3/17/22)	30	16
vs. Tennessee (3/12/22)	13	11
vs. Vanderbilt (3/11/22)	12	14
at Florida (3/5/22)	27	14
OLE MISS (3/1/22)	18	15
at Arkansas (2/26/22)	30	18
LSU (2/23/22)	17	16
ALABAMA (2/19/22)	21	14
at Tennessee (2/15/22)	13	15
FLORIDA (2/12/22)	27	19
at South Carolina (2/8/22)	18	14
at Alabama (2/5/22)	10	15
VANDERBILT (2/2/22)	11	17
at Kansas (1/29/22)	17	14
MISSISSIPPI STATE (1/25/22)	21	22
at Auburn (1/22/22)	16	14
at Vanderbilt (1/11/22)	30	13
GEORGIA (1/8/22)	29	17
MISSOURI (12/29/21)	13	20
WKU (12/22/21)	14	28
vs. North Carolina (12/18/21)	16	12
SOUTHERN (12/7/21)	23	11
CENTRAL MICHIGAN (11/29/21)	20	16
NORTH FLORIDA (11/26/21)	12	16
ALBANY (11/22/21)	12	14
MOUNT ST. MARY'S (11/16/21)	24	16
ROBERT MORRIS (11/12/21)	14	20
vs. Duke (11/9/21)	17	20



# NOTES

tempts, both of which are the lowest numbers of the Calipari era – actually by significant margins, as the previous lows were three made on two occasions and six attempts on two occasions

## **Historic Opener**

With a 95-63 win over Howard to open the 2022-23 campaign, a few Wildcats set records along the way.

- Cason Wallace recorded the second-most assists in a UK freshman debut, while becoming the first UK freshman in school history to have at least 15 points, eight rebounds, and nine assists in a collegiate debut
- Wallace was one of only two freshmen to accomplish the season-opening feat since the 2010-11 season, joining Lonzo Ball, who went for 19 points, 11 assists, eight rebounds and two steals in a 119-80 win over Pacific on Nov. 11, 2016
- Antonio Reeves sunk a game-high six 3-pointers, which is a record for any UK player in his debut with the Cats
- Lance Ware totaled four steals, the most in a Kentucky season-opener since Kevin Knox and Shai Gilgeous-Alexander each had four in a 73-63 win over Utah Valley Nov. 10, 2017

## **Road Warriors**

Kentucky has once again played one of the toughest schedules in the country on the court, but it has also been perhaps the most grueling travel schedule in John Calipari's tenure. Kentucky played four nonconference games away from home in the first five weeks of the season totaling more than 14,138 miles traveled.

- Kentucky took on Michigan State in Indianapolis, traveling 376 miles round trip
- The Cats then played a road contest at Gonzaga. That trip consisted of a five-hour flight each direction and 4,328 total miles traveled
- UK played in the inaugural Hall of Fame Classic in London, England to end November. That round trip consisted of 8,016 miles
- Kentucky finished its nonconference travel with a date in Madison Square Garden for the CBS Sports Classic and a game vs. UCLA. The roundtrip mileage was 1,418 for that contest
- Things didn't get easier for the Cats, as UK opened its SEC slate on the road at Missouri, spanning 921 miles
- This particular group of Cats also spent time at Baha Mar Resort in The Bahamas this summer (1,976 miles) and played its Blue-White Game in Pikeville, Kentucky (287 miles) before the season ever began

## **#OscarWorthy: National Player of the Year Returns for Encore**

Oscar Tshiebwe achieved something no player in Kentucky basketball history had ever done before. He was voted as the unanimous National Player of the Year in 2021-22, winning all six major honors: The Sporting News, The Associated Press, USBWA Oscar Robertson Award, NABC, Wooden Award and the Naismith Award. More on Tshiebwe's record-setting 2021-22 campaign:

- Unanimous First-Team All-America selection
- Southeastern Conference Player of the Year
- First-team All-SEC (coaches and media)
- SEC All-Defensive Team (coaches)
- UK single-season record 28 double-doubles
- Team-high 17.4 points and nation-leading 15.1 rebounds per game
- Five games with 20 or more rebounds
- Had 515 boards, the third-most in UK single-season history
- Became the first major-conference player since Bill Walton in 1973 to average at least 15 points and at least 15 rebounds
- Set a Rupp Arena record with 28 rebounds against Western Kentucky
- Became a 1,000-point collegiate scorer

## **Four Wildcats Participate in NBA All-Star Game**

Four Kentucky men's basketball alumni in Bam Adebayo, De'Aaron Fox, Shai Gilgeous-Alexander and Julius Randle were named to the 2023 NBA All-Star Game on Feb. 19 in Salt Lake City. Adebayo and Randle made their second-career appearances, while Fox and Gilgeous-Alexander were selected for the first time.

Adebayo and Gilgeous-Alexander were a part Team Giannis which defeated Team LeBron with Randle and Fox by a 184-175 score. Gilgeous-Alexander had nine points and seven assists. Adebayo logged four points in the win. Randle scored 11, while Fox added a pair of assists.

- Among all active collegiate coaches, John Calipari has more total players (10) and more total All-Star selections (32) than any other coach
- Adebayo made his second-career appearance in the NBA All-Star Game in 2023. In one season with the Wildcats, Adebayo was the only player to start all 38 games for a squad that won the SEC Tournament and advanced to the Elite Eight. He was an All-SEC Second Team and All-SEC Freshman Team honoree. Adebayo averaged 13.0 points, 8.0 rebounds and 1.5 blocks per game before being selected 14th overall by the Heat in 2017
- Fox made his first All-Star Game appearance. Part of the Wildcats' march to the Elite Eight and a 2017 Southeastern Conference Tournament title, Fox was an All-SEC First Team selection and was the SEC Tournament MVP. He also is one of just three players in program history to record a triple-double. Fox averaged 16.7 points and 4.6 assists per game for the Wildcats before being selected fifth overall by the Kings in 2017.
- Gilgeous-Alexander made his first-career appearance in the annual game featuring the league's best players. He averaged 14.4 points per game and 5.1 assists for the Wildcats during the 2017-18 season. Gilgeous-Alexander helped the Wildcats to an SEC Tournament crown and was MVP. Additionally, he was an All-SEC Second Team and All-SEC Freshman Team honoree. He was then drafted 11th overall by the Hornets before his draft rights were traded to the Clippers

- Randle made his second appearance in the NBA All-Star Game. One of just three players under Calipari to average a double-double, Randle was the leader of the UK squad that made its memorable NCAA Tournament run to the championship game in 2014. He averaged 15.0 points and 10.4 rebounds per game. He was a Final Four All-Tournament Team honoree, a Midwest Region All-Tournament Team selection, a third-team All-American, an All-SEC First Team pick and the SEC Freshman of the Year. Randle was drafted seventh overall by the Lakers following his one season in Kentucky in 2014

## **UK Leads with 27 on NBA Opening-Day Rosters**

Kentucky men's basketball's ability to develop and prepare players for the next step continues to manifest itself as 27 former Wildcat student-athletes appeared on NBA opening-day rosters. Kentucky led the nation for the 11th consecutive season with the most alumni on opening-day rosters.

- The total of 27 players on NBA opening-day rosters (including two-way and inactive players) that played and finished their college basketball careers at Kentucky is more than any other college program in the country. Duke, with 24, is the only other school with more than 20 players in the NBA.
- Of the 17 NBA franchises featuring a Wildcat, eight have multiple Kentucky players. Detroit and Sacramento each have a trio of Wildcats on their roster while the Clippers, Lakers, Heat, Knicks, Hornets and Trail Blazers each have two.
- In 13 seasons under head coach John Calipari, 45 players have been selected in the NBA Draft, including 34 first-round selections and three No. 1 overall picks (Anthony Davis, Karl-Anthony Towns and John Wall)
- Calipari has a streak of 15 consecutive drafts with a first-round pick dating back to his time at Memphis
- Calipari is one of only two coaches in the history of the sport to have four players drafted No. 1 overall (Derrick Rose – 2008, Wall – 2010, Davis – 2012, Towns – 2015)
- Using figures compiled by basketball-reference.com and spotrac.com, Calipari-coached players have amassed more than \$3.5 billion in career NBA contracts
- In the 13 seasons Calipari has been the head coach at Kentucky, his players have totaled nearly \$3 billion in NBA contracts. In the 2022-23 season alone, former UK players are slated to make nearly \$330 million



# LAST TIME OUT

Kentucky at Arkansas															Game Duration: 3:25			
12/22/23 Sun, 10:00 AM, Fayetteville, Ark.															Attendance: 13,200			
2022-23 Men's Basketball															Officials: Don Daly, K.B. Burnett Jr., Rob Horke			
<b>Kentucky - 88</b>															<b>Records: 21-10 (12-6)</b>			
NO.	Name	Min	FG	SP	FT	Rebounds	Fouls	PP	AS	TO	ST	Blocks	+-	Shooting By Period				
0	Jacob Toppin	F 37:57	6-9	2-3	7-8	0	4	4	3	5	21	3	4	1	1	0	7	
24	Chris Livingston	F 34:10	0-5	0-2	1-4	0	9	9	4	3	1	1	4	1	1	1	10	
34	Oscar Tshiebwe	F 28:20	5-11	0-0	2-2	4	9	13	5	8	12	1	1	1	0	0	10	
1	CJ Fredrick	G 15:09	0-2	0-2	2-2	0	0	0	0	1	2	4	0	0	0	0	16	
12	Antonio Reeves	G 40:00	12-17	2-4	11-11	0	1	1	4	8	87	2	1	0	0	1	9	
3	Adou Thiero	G 34:09	2-6	0-2	3-6	3	2	5	2	3	7	2	2	1	0	1	4	
4	Daimion Collins	05:12	2-2	0-0	0-0	1	1	2	5	0	4	1	0	0	1	0	4	
55	Lance Ware	17:03	2-2	0-0	0-0	1	4	5	3	0	4	0	2	0	0	1	7	
Team																		
Totals			29-54	4-14	28-33	1	1	2	26	28	88	14	15	5	4	3	9	

Arkansas - 79															Technical Fouls:Ware 2 <sup>nd</sup> 16:20			
NO.	Name	Min	FG	SP	FT	Rebounds	Fouls	PP	AS	TO	ST	Blocks	+-	Shooting By Period				
15	Maki Mitchell	F 18:20	1-2	0-0	0-0	1	0	1	2	0	2	1	0	0	0	0	7	
22	Makhel Mitchell	F 14:57	0-5	0-0	0-0	4	1	5	3	1	0	0	0	0	0	0	2	
0	Anthony Black	G 33:43	3-10	1-3	7-12	2	6	8	3	6	14	4	1	1	1	2	12	
3	Nick Smith Jr.	G 34:57	10-23	3-8	2-4	1	2	3	3	1	25	6	3	4	1	0	2	
4	Davonte Davis	G 19:51	3-5	2-3	0-0	0	2	2	5	1	8	0	0	0	0	0	10	
1	Ricky Council IV	34:08	3-11	0-2	10-12	1	3	4	7	16	1	1	0	0	0	0	5	
11	Jalen Graham	01:32	1-2	0-0	0-0	0	0	0	0	0	2	0	0	0	0	0	2	
13	Jordan Walsh	30:55	4-12	1-6	1-3	3	4	7	3	5	10	2	2	1	2	7	7	
20	Kamran Johnson	08:05	0-0	0-0	2-3	3	0	3	2	3	2	0	0	1	0	0	2	
5	Joseph Pinson	02:15	0-0	0-0	0-0	0	0	0	1	1	0	0	1	0	0	1	1	
23	Derrian Ford	00:21	0-0	0-0	0-0	0	0	0	0	0	0	0	0	0	0	0	1	
Team																		
Totals			25-70	7-22	22-34	17	18	35	26	25	79	14	6	9	3	4	9	

Biggest Lead				Points from Turnovers				Period by Period Scoring				
UK	ARK	Points from Turnovers	UK	ARK	1st	2nd	TOT	UK	ARK	1st	2nd	TOT
14 (2 <sup>nd</sup> 1:41)	3 (1 <sup>st</sup> 18:14)	7	15	36	26	40	48	88	45	88	88	88
Best Scoring Run				Second Chance				Fast Breaks				
61 (1 <sup>st</sup> 14:48)	72 (2 <sup>nd</sup> 10:38)	17	9	6	13	36	43	79	36	43	79	79
Lead Changes				Bench								
3	2	15	30	35-37	01-15							

## Arkansas' Eric Musselman on Antonio Reeves ...

"That's the single best performance that I've seen a player have against one of the teams we've coached, outside of the NBA, in Reeves' performance tonight. He was phenomenal. He was 11-of-11 from the foul line, 12-of-17 from the field, 2-for-4, 37 points, just one turnover. I thought he was fantastic."

## Kentucky 88, Arkansas 79

Everything seemed to be stacked against No. 23 Kentucky on Saturday. Consider:

- The Cats were facing an Arkansas team that won by 12 at Rupp Arena about a month ago
- UK was playing in a very hostile Bud Walton Arena in Fayetteville
- Kentucky was without both of its point guards, Cason Wallace and Sahvir Wheeler
- The Cats coming off a disappointing loss against Vanderbilt on Wednesday

Never fear, Big Blue Nation. Saturday's terrific trio, Antonio Reeves, Jacob Toppin and Oscar Tshiebwe, were on the case. And that pair carried the 23rd-ranked Cats to a 88-79 win on Saturday.

Reeves had the hot hand for the entire game. He made 12 of 17 from the field, including two of four from long range, and made 11 of 11 from the free throw line on his way to a career-high 37 points. Reeves also handled many of the point guard duties with Wallace and Wheeler out.

Toppin came up huge late on his way to 21 points. He made seven of eight free throws, a number of them late in the game, to seal the victory. Toppin also carried some of the ballhandling duties, dishing out three assists for the Cats.

Meanwhile, Tshiebwe was, well, Tshiebwe. The defending National Player of the Year had 12 points and 13 rebounds, his 46th career double-double, before fouling out.

Kentucky also got key contributions from other players. Chris Livingston scored just one point but did grab nine rebounds. Adou Thiero scored a career-high seven points. Lance Ware had two crucial second-half baskets and grabbed five rebounds. Daimion Collins had four points in five minutes.

The victory also allowed Kentucky to turn the tables on Arkansas after the Hogs handled the Cats last month in Lexington. This time, it was UK that took control early and never gave it up.

## Game Notes

- Kentucky finished 6-4 in true road games this season, including 6-3 in the SEC.
- UK limited Arkansas to 35.7% shooting from the field, 25 of 70. UK is 231-24 (90.6%) under Coach Calipari when keeping the opponents to 40 percent or less.
- UK won the rebounding 41-35, leading to a 17-9 advantage in second-chance points.
- UK is 21-5 this season when winning the rebounding.
- Tallying 88 points is most vs. an SEC opponent this season. UK is 9-0 this season, 4-0 in SEC play, when scoring at least 80.
- Kentucky shot 53.7% from the field, 29 of 54. UK is 10-1 this season this season when making at least 50 percent.
- UK made a season-high 26 free throws in 33 attempts, making 78.8%.
- Kentucky led by as many as 14 points. UK is 328-13 (96.2%) under John Calipari when leading by at least 10 points at some time during the game.
- Playing all 40 minutes, Antonio Reeves had a career-high 37 points
- His previous high was 34 points for Illinois State vs. Valparaiso on Feb. 9, 2022.
- It is his first 30-point game at Kentucky and eighth 20-point game of the season.
- 37 points ties for the third-most by a Wildcat in the Calipari era and is most for a Wildcat in a true road game under Calipari.
- He made 11 of 11 at the free throw line, career bests in both categories.

## 2022-23 Top Performances

Category (Individuals)	Kentucky	Opponents
Points	37 (2x), last by Antonio Reeves at Arkansas (3/4/23)	30 by Kobe Brown at Missouri (12/28/22)
Rebounds	24 by Oscar Tshiebwe vs. GEORGIA (1/17/23)	14 by Julian Strawther at Gonzaga (11/20/22)
Assists	11 (2x), last by Cason Wallace at Mississippi State (2/15/23)	9 by A.J. Hoggard vs. Michigan State (11/15/22)
Steals	8 by Cason Wallace vs. Michigan State (11/15/22)	6 by Mark Sears at Alabama (1/7/23)
Blocks	4 (4x), last by Oscar Tshiebwe at Georgia (2/11/23)	5 by Makhel Mitchell vs. ARKANSAS (2/7/23)
FG Made	13 by Oscar Tshiebwe vs. YALE (12/10/22)	10 (3x), last by Nick Smith Jr. at Arkansas (3/4/23)
FG Attempts	21 by Antonio Reeves at Georgia (2/11/23)	23 by Nick Smith Jr. at Arkansas (3/4/23)
3-FG Made	6 (2x), last by Antonio Reeves at Ole Miss (1/31/23)	6 by Meechie Johnson vs. SOUTH CAROLINA (1/10/23)
3-FG Attempted	13 by Cason Wallace at Missouri (12/28/22)	13 by Adam Miller vs. LSU (1/3/23)
FT Made	13 by Oscar Tshiebwe vs. GEORGIA (1/17/23)	10 (2x), last by Ricky Council IV at Arkansas (3/4/23)
FT Attempted	18 by Oscar Tshiebwe vs. GEORGIA (1/17/23)	12 (2x), last by Ricky Council IV at Arkansas (3/4/23)
Category (Team)	Kentucky	Opponents
Points	106, vs. SOUTH CAROLINA STATE (11/17/22)	89, at Missouri (12/28/22)
Rebounds	50, vs. NORTH FLORIDA (11/23/22)	45, vs. Michigan State (11/15/22)
Assists	25, vs. SOUTH CAROLINA STATE (11/17/22)	19 (2x), last vs. ARKANSAS (2/7/23)
Steals	12, vs. Michigan State (11/15/22)	11, vs. UCLA (12/17/22)
Blocks	11, vs. DUQUESNE (11/11/22)	7, vs. ARKANSAS (2/7/23)
FG Made	39, vs. SOUTH CAROLINA STATE (11/17/22)	32, vs. ARKANSAS (2/7/23)
FG Attempts	73, (2x) last at Alabama (1/7/23)	70, at Arkansas (3/4/23)
3-FG Made	13, vs. FLORIDA A&M (12/21/22)	11 (2x), last vs. South Carolina (1/10/23)
3-FG Attempted	32, TEXAS A&M (1/21/23)	28, vs. BELLARMINE (11/29/22)
FT Made	26, at Arkansas (3/4/23)	25, at Georgia (2/11/23)
FT Attempted	35, (2x) last VANDERBILT (3/1/23)	34, at Arkansas (3/4/23)

# KENTUCKY BY THE NUMBERS

Date	Opponent	Result	Points	Rebounds	Assists	Steals	Blocks
N. 7	<b>HOWARD</b>	W, 95-63	Reeves - 22 <sup>^</sup>	Toppin - 11 <sup>^</sup>	Wallace - 9 <sup>^</sup>	Ware - 4 <sup>^</sup>	Onyenso - 4 <sup>^</sup>
N. 11	<b>DUQUESNE</b> <sup>1</sup>	W, 77-52	Reeves - 18 <sup>^</sup>	Onyenso - 10 <sup>^</sup>	Wheeler - 11 <sup>^</sup>	Three players - 2	Ware - 4 <sup>^</sup>
N. 15	vs. Michigan State <sup>2</sup>	L, 86-77 <sup>20T</sup>	Tshiebwe - 22	Tshiebwe - 18 <sup>^</sup>	Wheeler - 8	Wallace - 8 <sup>^</sup>	Tshiebwe - 4 <sup>^</sup>
N. 17	<b>S. CAROLINA STATE</b> <sup>1</sup>	W, 106-63	Fredrick - 17 <sup>^</sup>	Toppin - 9 <sup>^</sup>	Wheeler - 10 <sup>^</sup>	Fredrick - 4 <sup>^</sup>	Onyenso - 3 <sup>^</sup>
N. 20	at Gonzaga	L, 88-72	Tshiebwe - 20	Tshiebwe - 15 <sup>^</sup>	Wheeler - 4 <sup>^</sup>	Wallace - 4 <sup>^</sup>	n/a
N. 23	<b>NORTH FLORIDA</b> <sup>1</sup>	W, 96-56	Two players - 20 <sup>^</sup>	Tshiebwe - 15 <sup>^</sup>	Wallace - 6 <sup>^</sup>	Tshiebwe - 3 <sup>^</sup>	Onyenso - 3 <sup>^</sup>
N. 29	<b>BELLARMINE</b>	W, 60-41	Reeves - 18 <sup>^</sup>	Tshiebwe - 12 <sup>^</sup>	Wheeler - 6 <sup>^</sup>	Two players - 2 <sup>^</sup>	Tshiebwe - 3 <sup>^</sup>
D. 4	vs. Michigan <sup>3</sup>	W, 73-69	Two players - 14	Tshiebwe - 14 <sup>^</sup>	Wheeler - 7 <sup>^</sup>	Three players - 1	Onyenso - 2
D. 10	<b>YALE</b>	W, 69-59	Tshiebwe - 28 <sup>^</sup>	Tshiebwe - 12 <sup>^</sup>	Toppin - 4 <sup>^</sup>	Two players - 2 <sup>^</sup>	Tshiebwe - 2 <sup>^</sup>
D. 17	vs. UCLA <sup>4</sup>	L, 63-53	Livingston - 14	Tshiebwe - 16 <sup>^</sup>	Wheeler - 6 <sup>^</sup>	Two players - 2	Tshiebwe - 3 <sup>^</sup>
D. 21	<b>FLORIDA A&amp;M</b> <sup>5</sup>	W, 88-68	Wallace - 27 <sup>^</sup>	Tshiebwe - 8 <sup>^</sup>	Wallace - 9 <sup>^</sup>	Wallace - 4 <sup>^</sup>	Toppin - 1 <sup>^</sup>
D. 28	at Missouri <sup>*</sup>	L, 89-75	Tshiebwe - 23	Tshiebwe - 19 <sup>^</sup>	Wheeler - 8 <sup>^</sup>	Two players - 2 <sup>^</sup>	Wallace - 1
D. 31	<b>LOUISVILLE</b>	W, 86-63	Two players - 24 <sup>^</sup>	Tshiebwe - 14 <sup>^</sup>	Wheeler - 9 <sup>^</sup>	Three players - 2	Reeves - 1 <sup>^</sup>
J. 3	<b>LSU</b> <sup>*</sup>	W, 74-71	Toppin - 21	Tshiebwe - 16 <sup>^</sup>	Wheeler - 9 <sup>^</sup>	Two players - 1 <sup>^</sup>	Three players - 1 <sup>^</sup>
J. 7	at Alabama <sup>*</sup>	L, 78-52	Reeves - 20 <sup>^</sup>	Two players - 6	Two players - 3	Four players - 1	Toppin - 2 <sup>^</sup>
J. 10	<b>SOUTH CAROLINA</b> <sup>*</sup>	L, 71-68	Tshiebwe - 19	Tshiebwe - 12 <sup>^</sup>	Wheeler - 3	Tshiebwe - 3 <sup>^</sup>	Collins - 3 <sup>^</sup>
J. 14	at Tennessee <sup>*</sup>	W, 63-56	Reeves - 18	Tshiebwe - 13 <sup>^</sup>	Wallace - 6	Two players - 2	Livingston - 1 <sup>^</sup>
J. 17	<b>GEORGIA</b> <sup>*</sup>	W, 85-71	Tshiebwe - 37 <sup>^</sup>	Tshiebwe - 24 <sup>^</sup>	Toppin - 4 <sup>^</sup>	Tshiebwe - 3 <sup>^</sup>	Toppin - 2 <sup>^</sup>
J. 21	<b>TEXAS A&amp;M</b> <sup>*</sup>	W, 76-67	Reeves - 23 <sup>^</sup>	Tshiebwe - 17 <sup>^</sup>	Wallace - 4	Two players - 2	Wallace - 2 <sup>^</sup>
J. 24	at Vanderbilt <sup>*</sup>	W, 69-53	Reeves - 16 <sup>^</sup>	Tshiebwe - 13 <sup>^</sup>	Two players - 5 <sup>^</sup>	Four players - 1	Toppin - 2 <sup>^</sup>
J. 28	<b>KANSAS</b> <sup>6</sup>	L, 77-68	Tshiebwe - 18	Tshiebwe - 9	Wallace - 5	Wallace - 5 <sup>^</sup>	Three players - 1 <sup>^</sup>
J. 31	at Ole Miss <sup>*</sup>	W, 75-66	Reeves - 27 <sup>^</sup>	Tshiebwe - 11 <sup>^</sup>	Wheeler - 9 <sup>^</sup>	Tshiebwe - 3 <sup>^</sup>	Thiero - 1 <sup>^</sup>
F. 4	<b>FLORIDA</b> <sup>*</sup>	W, 72-67	Wallace - 20	Tshiebwe - 15 <sup>^</sup>	Two players - 3	Wheeler - 2 <sup>^</sup>	Wallace - 3 <sup>^</sup>
F. 7	<b>ARKANSAS</b> <sup>*</sup>	L, 88-73	Wallace - 24 <sup>^</sup>	Toppin - 8	Wallace - 5	Two players - 3	Wallace - 2 <sup>^</sup>
F. 11	at Georgia <sup>*</sup>	L, 75-68	Two players - 20	Tshiebwe - 14 <sup>^</sup>	Wallace - 6 <sup>^</sup>	Thiero - 1	Tshiebwe - 4 <sup>^</sup>
F. 15	at Mississippi State <sup>*</sup>	W, 71-68	Tshiebwe - 18	Tshiebwe - 11 <sup>^</sup>	Wallace - 11 <sup>^</sup>	Three players - 2	Two players - 1
F. 18	<b>TENNESSEE</b> <sup>*</sup>	W, 66-54	Two players - 16	Livingston - 10 <sup>^</sup>	Wallace - 6 <sup>^</sup>	Tshiebwe - 3 <sup>^</sup>	Two players - 1 <sup>^</sup>
F. 22	at Florida <sup>*</sup>	W, 82-74	Tshiebwe - 25 <sup>^</sup>	Livingston - 15 <sup>^</sup>	Wallace - 6 <sup>^</sup>	Wallace - 2	Four players - 1 <sup>^</sup>
F. 25	<b>AUBURN</b> <sup>*</sup>	W, 86-54	Tshiebwe - 22 <sup>^</sup>	Tshiebwe - 17 <sup>^</sup>	Wallace - 9 <sup>^</sup>	Wallace - 4 <sup>^</sup>	Tshiebwe - 1 <sup>^</sup>
M. 1	<b>VANDERBILT</b> <sup>*</sup>	L, 68-66	Tshiebwe - 21	Tshiebwe - 20 <sup>^</sup>	Two players - 2	Livingston - 2 <sup>^</sup>	Tshiebwe - 3 <sup>^</sup>
M. 4	at Arkansas <sup>*</sup>	W, 88-79	Reeves - 37 <sup>^</sup>	Tshiebwe - 13 <sup>^</sup>	Fredrick - 4	Five players - 1	Four players - 1 <sup>^</sup>
M. 8	SEC Quarterfinals <sup>7</sup>						

All home games in **BOLD CAPS**

\*SEC game, ^game high

- 1 - Tribute Classic (Rupp Arena | Lexington, Ky.)
- 2 - Champions Classic (Gainbridge Fieldhouse | Indianapolis)
- 3 - Basketball Hall of Fame Showcase (O2 Arena | London)
- 4 - CBS Sports Classic (Madison Square Garden | New York)
- 5 - Unity Series (Rupp Arena | Lexington, Ky.)
- 6 - SEC/Big 12 Challenge (Rupp Arena | Lexington, Ky.)
- 7 - SEC Tournament (Bridgestone Arena | Nashville, Tenn.)

### Times Led

Tshiebwe - 14  
Reeves - 11  
Wallace - 5  
Toppin - 4  
Fredrick - 1  
Livingston - 1

### Times Led

Tshiebwe - 25  
Toppin - 4  
Livingston - 2  
Onyenso - 1

### Times Led

Wheeler - 15  
Wallace - 13  
Toppin - 3  
Fredrick - 2  
Tshiebwe - 2

### Times Led

Wallace - 17  
Tshiebwe - 15  
Wheeler - 7  
Toppin - 5  
Fredrick - 4  
Thiero - 4  
Livingston - 3  
Collins - 1  
Ware - 1

### Times Led

Tshiebwe - 10  
Wallace - 7  
Livingston - 6  
Toppin - 5  
Onyenso - 4  
Collins - 3  
Thiero - 3  
Reeves - 2  
Ware - 2

## Comparing the Calipari Era

A look at the statistics throughout the John Calipari era through 31 games ...

Year	FG%	Opp. FG%	3-Pt. FG%	FT%	RPG	Assists	TOS.	Blocks	Steals	Points	PPG	Record
2022-23	.460	.427	.359	.708	38.8	479	360	118	198	2,329	75.1	21-10
2021-22	.489	.410	.355	.729	40.3	503	360	124	216	2,483	80.1	25-6
2020-21	.417	.413	.335	.729	38.0	314	349	148	157	1,761	70.4	9-16 <sup>^</sup>
2019-20	.461	.394	.343	.797	36.6	415	387	153	162	2,307	74.4	25-6 <sup>~</sup>
2018-19	.477	.404	.359	.743	38.5	425	395	154	186	2381	76.8	26-5
2017-18	.466	.411	.348	.695	39.2	413	418	154	177	2384	76.9	21-10
2016-17	.478	.426	.352	.700	40.5	499	371	168	187	2690	86.8	26-5
2015-16	.476	.397	.358	.675	39.4	449	351	180	174	2449	79.0	23-8
2014-15	.468	.351	.341	.711	38.3	460	331	215	210	2314	74.6	31-0
2013-14	.452	.401	.316	.684	41.3	355	384	191	149	2366	76.3	22-9
2012-13	.478	.388	.350	.643	38.5	428	409	212	182	2291	73.9	21-10
2011-12	.490	.365	.388	.723	39.1	416	354	278	199	2409	77.7	30-1
2010-11	.460	.390	.394	.715	38.5	392	339	198	171	2380	76.8	23-8
2009-10	.478	.383	.349	.683	41.7	459	455	229	223	2472	79.7	29-2

<sup>^</sup>season concluded at 25 games; <sup>~</sup> season concluded at 31 games



# MISCELLANEOUS STATS

Game Leaders							Games With ...							
No.	Name	Points	Rebounds	Blocks	Assists	Steals	10+ Pts	20+ Pts	10+ Rebs	3+ Assts	3+ Blks	3+ Stls	3+ 3s	Double-Double
0	Jacob Toppin*	4 (4)	4 (6)	5 (14)	3 (6)	5 (8)	21 (37)	4 (4)	7 (7)	10 (15)	0 (2)	0 (1)	0 (1)	7 (7)
1	CJ Fredrick*	1 (5)	0 (0)	0 (3)	2 (7)	4 (11)	10 (29)	1 (6)	0 (0)	6 (27)	0 (0)	1 (1)	6 (18)	0 (0)
2	Sahvir Wheeler	0 (10)	0 (2)	0 (2)	15 (88)	7 (29)	9 (58)	0 (6)	0 (1)	18 (95)	0 (0)	0 (12)	1 (3)	1 (11)
3	Adou Thiero	0 (0)	0 (0)	3 (3)	0 (0)	4 (4)	0 (0)	0 (0)	0 (0)	0 (0)	0 (0)	0 (0)	0 (0)	0 (0)
4	Daimion Collins	0 (0)	0 (1)	3 (10)	0 (0)	1 (1)	0 (3)	0 (0)	0 (0)	0 (1)	1 (4)	0 (0)	0 (0)	0 (0)
12	Antonio Reeves*	11 (45)	0 (6)	2 (7)	0 (8)	0 (22)	24 (84)	8 (29)	0 (1)	4 (18)	0 (1)	0 (5)	13 (34)	0 (1)
13	Grant Darbyshire	0 (0)	0 (0)	0 (0)	0 (0)	0 (0)	0 (0)	0 (0)	0 (0)	0 (0)	0 (0)	0 (0)	0 (0)	0 (0)
14	Brennan Canada	0 (0)	0 (0)	0 (1)	0 (0)	0 (0)	0 (0)	0 (0)	0 (0)	0 (0)	0 (0)	0 (0)	0 (0)	0 (0)
21	Walker Horn	0 (0)	0 (0)	0 (0)	0 (0)	0 (0)	0 (0)	0 (0)	0 (0)	0 (0)	0 (0)	0 (0)	0 (0)	0 (0)
22	Cason Wallace	5 (5)	0 (0)	6 (6)	13 (13)	17 (17)	17 (17)	3 (3)	0 (0)	19 (19)	1 (1)	6 (6)	3 (3)	0 (0)
24	Chris Livingston	1 (1)	2 (2)	6 (6)	0 (0)	3 (3)	6 (6)	0 (0)	2 (2)	1 (1)	0 (0)	0 (0)	0 (0)	2 (2)
25	Kareem Watkins	0 (0)	0 (0)	0 (0)	0 (0)	0 (0)	0 (0)	0 (0)	0 (0)	0 (0)	0 (0)	0 (0)	0 (0)	0 (0)
33	Ugonna Onyenso	0 (0)	1 (1)	4 (4)	0 (0)	0 (0)	0 (0)	0 (0)	1 (1)	0 (0)	4 (4)	0 (0)	0 (0)	0 (0)
34	Oscar Tshiebwe*	14 (40)	25 (78)	10 (42)	2 (3)	15 (52)	22 (76)	10 (24)	22 (69)	5 (9)	5 (17)	6 (19)	0 (0)	18 (58)
55	Lance Ware	0 (0)	0 (2)	2 (8)	0 (0)	1 (3)	1 (1)	0 (0)	0 (2)	2 (3)	1 (2)	1 (1)	0 (0)	0 (0)

Career total in (parentheses); \*includes pre-UK career

## Starting Lineups

Guard	Guard	G/F	Forward	Forward	Games	W-L
Wallace	Fredrick	Livingston	Toppin	Tshiebwe	7	5-2
Wheeler	Wallace	Reeves	Toppin	Tshiebwe	5	4-1
Wallace	Reeves	Livingston	Toppin	Tshiebwe	5	4-1
Wallace	Fredrick	Livingston	Toppin	Ware	3	2-1
Wheeler	Wallace	Livingston	Toppin	Tshiebwe	3	2-1
Wheeler	Wallace	Livingston	Ware	Tshiebwe	2	1-1
Wheeler	Wallace	Fredrick	Toppin	Ware	1	1-0
Wheeler	Wallace	Fredrick	Toppin	Tshiebwe	1	0-1
Wheeler	Wallace	Livingston	Collins	Tshiebwe	1	0-1
Wheeler	Fredrick	Livingston	Toppin	Tshiebwe	1	1-0
Wallace	Fredrick	Canada	Toppin	Tshiebwe	1	0-1
Fredrick	Reeves	Livingston	Toppin	Tshiebwe	1	1-0

Starter	Games Started	Wins	Losses
Cason Wallace	29	20	9
Jacob Toppin	28	20	8
Oscar Tshiebwe	27	19	8
Chris Livingston	23	17	6
CJ Fredrick	15	10	5
Sahvir Wheeler	14	9	5
Antonio Reeves	11	9	2
Lance Ware	6	4	2
Brennan Canada	1	0	1
Daimion Collins	1	0	1

## Streaks

Overall	Won 1
Unranked AP teams anywhere	Won 1
Ranked AP teams anywhere	Won 1
Home	Lost 1
Home AP ranked teams	Won 1
Home AP unranked teams	Lost 1
Home SEC	Lost 1
Home nonconference	Lost 1
Home AP ranked SEC	Won 3
Home AP unranked SEC	Lost 1
Home AP ranked nonconference	Lost 1
Home AP unranked nonconference	Won 17
Road	Won 3
Road AP ranked teams	Won 1
Road AP unranked teams	Won 3
Road SEC	Won 3
Road nonconference	Lost 1
Road AP ranked SEC	Won 1
Road AP unranked SEC	Won 3
Road AP ranked nonconference	Lost 1
Road AP unranked nonconference	Lost 2
Neutral	Lost 1
Neutral AP ranked teams	Lost 6
Neutral AP unranked teams	Won 1
Neutral SEC	Lost 1
Neutral nonconference	Lost 1
Neutral AP ranked SEC	Lost 3
Neutral AP unranked SEC	Won 1
Neutral AP ranked nonconference	Lost 5
Neutral AP unranked nonconference	Won 1

Active Consecutive Made Kentucky Starts	Points
Cason Wallace	29
Oscar Tshiebwe	27
Jacob Toppin	18
CJ Fredrick	2
Chris Livingston	1
Antonio Reeves	1

Active Consecutive Made Kentucky Free Throws	Points
Antonio Reeves	11
CJ Fredrick	10
Cason Wallace	7
Jacob Toppin	6
Ugonna Onyenso	3
Oscar Tshiebwe	3
Daimion Collins	2
Adou Thiero	1
Lance Ware	1

Active Consecutive Games with a 3-Pointer at Kentucky	Points
Antonio Reeves	8
Jacob Toppin	1

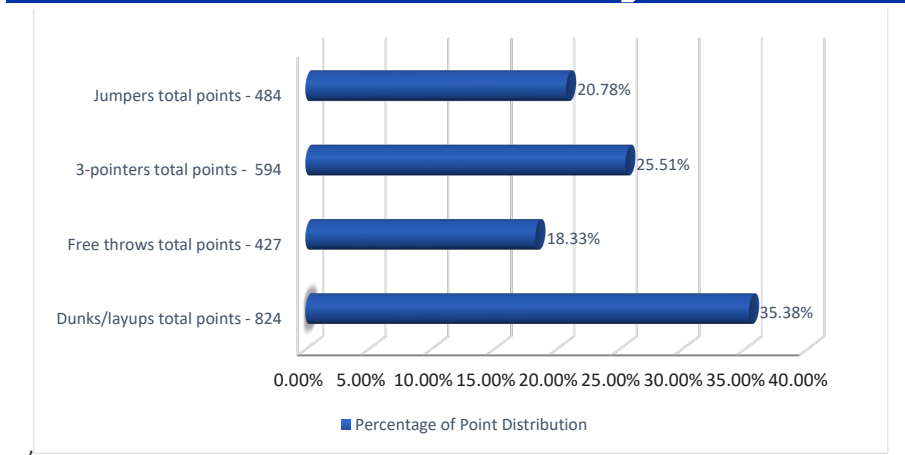
## Dunk Tracker

Player	Dunks in 2022-23	Dunks in Career
Oscar Tshiebwe	36	117
Jacob Toppin	26	80
Daimion Collins	9	31
Lance Ware	13	26
Antonio Reeves	3	18
Cason Wallace	10	10
Chris Livingston	8	8
Ugonna Onyenso	4	4
Adou Thiero	2	2

## Kentucky's Record When ...

KENTUCKY RECORD	ALL	SEC	KENTUCKY RECORD	ALL	SEC
Leading at halftime:	16-0	8-0	On CBS:	4-1	3-0
Tied at the half:	2-0	1-0	On ABC:	1-0	0-0
Trailing at halftime:	3-10	3-6	On ESPN/ESPN2/ESPNU:	7-7	7-4
Shoot 50% or better:	10-1	5-1	On SEC Network:	7-2	2-2
Shoot less than 50%:	11-9	7-5	On ESPN+/SEC Network+:	2-0	0-0
Shoot higher % than opp.:	17-1	8-1	vs. SEC at home:	6-3	6-3
Shoot lower % than opp.:	4-9	4-5	vs. SEC on road:	6-3	6-3
Opp. shoot worse than 40%:	10-0	4-0	Games vs. AP ranked opp.:	2-3	2-0
Opp. shoot 40% or higher:	11-10	8-6	Games following a loss:	8-2	4-2
Score less than 60 points:	0-2	0-1	Games following a win:	12-8	8-4
Score 60-69 points:	5-4	3-3	More points in the paint:	15-2	7-1
Score 70-79 points:	7-4	5-2	Fewer or same points in the paint:	6-8	5-5
Score 80-89 points:	6-0	4-0	More bench points than opp.:	11-7	5-3
Score 90-99 points:	2-0	0-0	Fewer or same bench pts.:	10-3	7-3
Score 100+ points:	1-0	0-0	More second-chance points:	19-8	11-6
Opp. score less than 60 pts.:	8-0	4-0	Fewer or same second-chance pts.:	2-2	1-0
Opp. score 60-69 pts.:	9-2	4-1	More points off TOs:	11-2	4-1
Opp. score 70-79 pts.:	4-4	4-3	Fewer or same points off TOs:	10-8	8-5
Opp. score 80-89 points:	0-4	0-2	On Monday:	1-0	0-0
Opp. score 90-99 points:	0-0	0-0	On Tuesday:	5-3	4-2
Opp. score 100+ points:	0-0	0-0	On Wednesday:	4-2	2-2
Outrebounded opponent:	21-5	12-5	On Thursday:	1-0	0-0
Outrebounded by opponent:	0-5	0-1	On Friday:	1-0	0-0
Equal number of rebounds:	0-0	0-0	On Saturday:	8-4	6-2
Fewer turnovers than opp.:	9-3	4-1	On Sunday:	1-1	0-0
Same turnovers as opp.:	1-0	1-0	In November	5-2	0-0
More turnovers than opp.:	11-7	7-5	In December	4-2	0-1
Make 8 or more 3-pointers:	8-1	2-1	In January	6-3	6-2
Make 7 or fewer 3-pointers:	13-9	10-5	In February	5-2	5-2
Games decided by 5 or fewer:	4-2	3-2	In March	1-1	1-1
Overtime games:	0-1	0-0	In April	0-0	0-0

## How the Cats are Scoring



## Fast Facts

Shooting Percentage	.460
Avg. Assists Per Game	15.5
Points Off Turnovers	13.3
Second-Chance Points	14.1
Points in the Paint	31.6
Fast Break Points	10.7
Bench Points	18.8
Points Per Possession	1.119
Avg. Time of Possession	17.6

## First Points of the Game

Player	Dunk/Layup	Jumper	3PT	FT
CJ Fredrick			3	1
Antonio Reeves	1	1	1	
Chris Livingston		1	2	1
Jacob Toppin	3	3		2
Oscar Tshiebwe	3	3		1
Cason Wallace	1	3	1	



# THE LAST TIME UK ...

## INDIVIDUALS

### SCORING

**Scored 25 points:** Antonio Reeves (37) at Arkansas, 3/4/23  
**Scored 30 points:** Antonio Reeves (37) at Arkansas, 3/4/23  
**Scored 35 points:** Antonio Reeves (37) at Arkansas, 3/4/23  
**Scored 40 points:** Malik Monk (47) vs. North Carolina, 12/17/16  
**Scored 45 points:** Malik Monk (47) vs. North Carolina, 12/17/16  
**Scored 50 points:** Jodie Meeks (54) at Tennessee, 1/13/09  
**Scored 55 points:** Never  
**Two players had 20 points:** Antonio Reeves (37) and Jacob Toppin (21) at Arkansas, 3/4/23  
**Three players had 20 points:** DeMarcus Cousins (27), John Wall (21), Patrick Patterson (20) vs. SAM HOUSTON STATE, 11/19/09  
**Two players had 30 points:** Patrick Patterson (33) and Jodie Meeks (32) vs. TENNESSEE STATE, 12/22/08  
**Scored 20 points in two straight games:** Oscar Tshiebwe (3), 2/22/23 - 3/1/23  
**Scored 20 points in three straight games:** Oscar Tshiebwe (3), 2/22/23 - 3/1/23  
**Scored 20 points in four straight games:** PJ Washington (4), 2/5/19 - 2/16/19  
**Scored 20 points in five straight games:** Jamal Murray (12), 2/2/16 - 3/12/16  
**Scored 20 points in six straight games:** Jamal Murray (12), 2/2/16 - 3/12/16  
**Scored 20 points in seven straight games:** Jamal Murray (12), 2/2/16 - 3/12/16  
**Scored 20 points in eight straight games:** Jamal Murray (12), 2/2/16 - 3/12/16  
**Scored 20 points in nine straight games:** Jamal Murray (12), 2/2/16 - 3/12/16  
**Scored 20 points in 10 straight games:** Jamal Murray (12), 2/2/16 - 3/12/16  
**Scored 20 points in 11 straight games:** Jamal Murray (12), 2/2/16 - 3/12/16  
**Scored 20 points in 12 straight games:** Jamal Murray (12), 2/2/16 - 3/12/16  
**Scored 20 points in 15 straight games:** Dan Issel (18), 12/1/69 - 2/7/70  
**Scored 25 points in two straight games:** Oscar Tshiebwe (2), 1/8/22 - 1/11/22  
**Scored 25 points in three straight games:** Tayshaun Prince (3), 3/11/01-3/17/01  
**Scored 30 points in two straight games:** Jodie Meeks vs. Appalachian State (46), 12/20/08; vs. TENNESSEE STATE (32), 12/22/08  
**Scored 30 points in three straight games:** Dan Issel (6) 2/14/70 - 3/2/70  
**Scored in double figures in 10 straight games:** Jacob Toppin (12), 1/17/23-2/25/23  
**Scored in double figures in 15 straight games:** Oscar Tshiebwe (17), 1/19/22-11/15/22  
**Scored in double figures in 20 straight games:** Immanuel Quickley (20), 12/28/19-3/7/20  
**Scored in double figures in 25 straight games:** Malik Monk (30), 11/11/16-2/28/17  
**Scored in double figures in 30 straight games:** Malik Monk (30), 11/11/16-2/28/17  
**Scored in double figures in 33 straight games:** Jamal Murray (34), 11/17/15 - 3/19/16  
**Scored in double figures in 34 straight games:** Jamal Murray (34), 11/17/15 - 3/19/16  
**Scored in double figures in 35 straight games:** Kenny Walker (36), 11/14/85 - 3/22/86  
**Five players scored in double figures:** Antonio Reeves (16), Oscar Tshiebwe (15), Jacob Toppin (12), CJ Fredrick (10), Cason Wallace (10) at Vanderbilt, 1/24/23  
**Six players scored in double figures:** Kellan Grady (19), Daimion Collins (14), Oscar Tshiebwe (14), Keion Brooks Jr. (13), Davion Mintz (13), TyTy Washington Jr. (10) vs. ROBERT MORRIS, 11/12/21  
**Seven players scored in double figures:** Randolph Morris (17), Kelenna Azubuike (15), Patrick Sparks (14), Chuck Hayes (12), Rajon Rondo (11), Ravi Moss (10) and Ramel Bradley (10) vs. MISSISSIPPI STATE 2/19/05  
**Four players with 15 or more points:** Antonio Reeves (22), CJ Fredrick (20), Jacob Toppin (15) and Cason Wallace (15) vs. HOWARD, 11/7/22

### DOUBLE-DOUBLES

**Double-double:** Oscar Tshiebwe (12 points, 13 rebounds), at Arkansas, 3/4/23  
**Triple-double:** Isaiah Briscoe (19 points, 11 rebounds, 10 assists) at Ole Miss, 12/29/16  
**20-10 (rebs) game:** Oscar Tshiebwe (21 points, 20 rebounds), vs. VANDERBILT, 3/1/23  
**20-10 (assts) game:** De'Aaron Fox (24 points, 10 assists) vs. North Carolina, 12/17/16

**20-15 game:** Oscar Tshiebwe (21 points, 20 rebounds), vs. VANDERBILT, 3/1/23  
**20-20 game:** Oscar Tshiebwe (21 points, 20 rebounds), vs. VANDERBILT, 3/1/23  
**30-10 game:** Oscar Tshiebwe (37 points, 24 rebounds) vs. GEORGIA, 1/17/23  
**30-15 game:** Oscar Tshiebwe (37 points, 24 rebounds) vs. GEORGIA, 1/17/23  
**30-20 game:** Oscar Tshiebwe (37 points, 24 rebounds) vs. GEORGIA, 1/17/23  
**40-30 game:** Bill Spivey (40 points, 34 rebounds) vs. XAVIER, 2/13/51  
**Back-to-back 20-10 games:** Oscar Tshiebwe (22 p, 17 r) vs. AUBURN, 2/25/23; (21 p, 20 r) vs. VANDERBILT, 1/3/23  
**Three straight 20-10 games:** Julius Randle (23 p, 16 r) vs. UNC ASHEVILLE, 11/8/13; (22 p, 14 r) vs. NORTHERN KENTUCKY, 11/10/13; (27 p, 13 r) vs. Michigan State, 11/12/13  
**Double-double in points and rebs.:** Oscar Tshiebwe (12 points, 13 rebounds), at Arkansas, 3/4/23  
**Double-double in points and assists:** Sahvir Wheeler (11 points, 11 assists) vs. DUQUESNE, 11/11/22  
**Double-double in points and blocks:** Never  
**Double-double in points and steals:** Never  
**Double-double in two consecutive games:** Oscar Tshiebwe (3) 2/25/23-3/4/23  
**Double-double in three consecutive games:** Oscar Tshiebwe (3) 2/25/23-3/4/23  
**Double-double in four consecutive games:** Oscar Tshiebwe (17) 1/19/22-11/15/22  
**Double-double in five consecutive games:** Oscar Tshiebwe (17) 1/19/22-11/15/22  
**Double-double in 10 consecutive games:** Oscar Tshiebwe (17) 1/19/22-11/15/22  
**Double-double in 12 consecutive games:** Oscar Tshiebwe (17) 1/19/22-11/15/22  
**Two players record double-doubles:** Oscar Tshiebwe (22 points, 17 rebounds), Jacob Toppin (13 points, 12 rebounds) vs. AUBURN, 2/25/23  
**Three players record double-doubles:** PJ Washington (20 points, 13 rebounds), Reid Travis (18 points, 12 rebounds), Keldon Johnson (15 points, 10 rebounds) vs. KANSAS, 1/26/19  
**Four players record double-doubles:** Jack Givens (30 pts, 13 rebs), Kyle Macy (16 pts, 10 assts), Mike Phillips (22 pts, 18 rebs), Rick Robey (23 pts, 13 rebs) vs. SMU 11/26/77  
**Five players record double-doubles:** Never

### FIELD GOALS

**Made 12 FG in a game:** Antonio Reeves (12) at Arkansas, 3/4/23  
**Made 15 FG in a game:** Malik Monk (18) vs. North Carolina, 12/17/16  
**Made 16 FG in a game:** Malik Monk (18) vs. North Carolina, 12/17/16  
**Made 17 FG in a game:** Malik Monk (18) vs. North Carolina, 12/17/16  
**Made 18 FG in a game:** Malik Monk (18) vs. North Carolina, 12/17/16  
**Made 19 FG in a game:** Dan Issel (19) at Alabama, 2/23/70  
**Made 20 FG in a game:** Dan Issel (23) at Ole Miss, 2/7/70  
**Made 21 FG in a game:** Dan Issel (23) at Ole Miss, 2/7/70  
**Made 22 FG in a game:** Dan Issel (23) at Ole Miss, 2/7/70  
**Made 23 FG in a game:** Dan Issel (23) at Ole Miss, 2/7/70  
**Made 24 FG in a game:** Never  
**Attempted 17 FG in a game:** Antonio Reeves (17) at Arkansas, 3/4/23  
**Attempted 18 FG in a game:** Antonio Reeves (21) at Georgia, 2/11/23  
**Attempted 19 FG in a game:** Antonio Reeves (21) at Georgia, 2/11/23  
**Attempted 20 FG in a game:** Antonio Reeves (21) at Georgia, 2/11/23  
**Attempted 25 FG in a game:** Malik Monk (28) vs. North Carolina, 12/17/16

### 3-POINTERS

**Made 5 3-pointers in a game:** Antonio Reeves (6) at Ole Miss, 1/31/23  
**Made 6 3-pointers in a game:** Antonio Reeves (6) at Ole Miss, 1/31/23  
**Made 7 3-pointers in a game:** Kellan Grady (7) vs. ALABAMA, 2/19/22  
**Made 8 3-pointers in a game:** Immanuel Quickley (8) at Texas A&M, 2/25/20  
**Made 9 3-pointers in a game:** Jodie Meeks (10) at Tennessee, 1/13/09  
**Made 10 3-pointers in a game:** Jodie Meeks (10) at Tennessee, 1/13/09  
**Made 11 3-pointers in a game:** Never  
**Two players made at least 5 3-pointers in a game:** Davion Mintz (6), Brandon Boston Jr. (6) vs. SOUTH CAROLINA, 3/6/21  
**Two players made at least 6 3-pointers in a game:** Davion

Mintz (6), Brandon Boston Jr. (6) vs. SOUTH CAROLINA, 3/6/21  
**Two players made at least 7 3-pointers in a game:** Never  
**Attempted 10 3-pointers in a game:** Antonio Reeves (11) and CJ Fredrick (10) vs. TEXAS A&M, 1/21/23  
**Attempted 15 3-pointers in a game:** Jodie Meeks (15) at Tennessee, 1/13/09  
**Attempted 16 3-pointers in a game:** Derrick Miller (16) vs. LSU 2/15/90  
**Attempted 17 3-pointers in a game:** Derrick Miller (19) at Kansas 12/9/89  
**Attempted 18 3-pointers in a game:** Derrick Miller (19) at Kansas 12/9/89  
**Attempted 19 3-pointers in a game:** Derrick Miller (19) at Kansas 12/9/89  
**Attempted 20 3-pointers in a game:** Never  
**Made a 3-pointer in 10 straight games:** Antonio Reeves (11), 11/7/22-12/21/22  
**Made a 3-pointer in 15 straight games:** Kellan Grady (21), 11/29/21-2/19/22  
**Made a 3-pointer in 20 straight games:** Kellan Grady (21), 11/29/21-2/19/22  
**Made a 3-pointer in 30 straight games:** Jamal Murray (36), 11/13/15-3/19/16  
**Made two 3-pointers in 10 straight games:** Kevin Knox (11), 2/10/16-3/11/18  
**Made three 3-pointers in 10 straight games:** Gerald Fitch (20), 1/14/03-3/23/03  
**Made three 3-pointers in 15 straight games:** Gerald Fitch (20), 1/14/03-3/23/03  
**Made three 3-pointers in 20 straight games:** Gerald Fitch (20), 1/14/03-3/23/03  
**Made three 3-pointers in 25 straight games:** Keith Bogans (29), 3/14/02-2/26/03

### FREE THROWS

**Made 8 FT in a game:** Antonio Reeves (11) at Arkansas, 3/4/23  
**Made 9 FT in a game:** Antonio Reeves (11) at Arkansas, 3/4/23  
**Made 10 FT in a game:** Antonio Reeves (11) at Arkansas, 3/4/23  
**Made 11 FT in a game:** Antonio Reeves (11) at Arkansas, 3/4/23  
**Made 12 FT in a game:** Oscar Tshiebwe (13) vs. GEORGIA, 1/17/23  
**Made 13 FT in a game:** Oscar Tshiebwe (13) vs. GEORGIA, 1/17/23  
**Made 14 FT in a game:** Olivier Sarr (14) vs. VANDERBILT, 1/5/21  
**Made 15 FT in a game:** Rodrick Rhodes (16) vs. Ole Miss, 1/18/95  
**Made 16 FT in a game:** Rodrick Rhodes (16) vs. Ole Miss, 1/18/95  
**Made 17 FT in a game:** Dwight Anderson (18) vs. MISSISSIPPI STATE, 2/12/79  
**Made 18 FT in a game:** Dwight Anderson (18) vs. MISSISSIPPI STATE, 2/12/79  
**Made 18 FT in a game:** Never  
**Attempted 10 FT in a game:** Antonio Reeves (11) at Arkansas, 3/4/23  
**Attempted 15 FT in a game:** Oscar Tshiebwe (15) vs. VANDERBILT, 3/1/23  
**Attempted 20 FT in a game:** PJ Washington (20) vs. Kansas State, 3/22/18  
**Attempted 25 FT in a game:** Never  
**Made 20 Straight FT:** Antonio Reeves (23), 1/14/23-2/7/23  
**Made 30 Straight FT:** Tyler Herro (38), 2/16/19-3/29/19

### REBOUNDS

**15 Rebs:** Oscar Tshiebwe (20) vs. VANDERBILT, 3/1/23  
**20 Rebs:** Oscar Tshiebwe (20) vs. VANDERBILT, 3/1/23  
**25 Rebs:** Oscar Tshiebwe (28) vs. WESTERN KENTUCKY, 12/22/21  
**26 Rebs:** Oscar Tshiebwe (28) vs. WESTERN KENTUCKY, 12/22/21  
**27 Rebs:** Oscar Tshiebwe (28) vs. WESTERN KENTUCKY, 12/22/21  
**28 Rebs:** Oscar Tshiebwe (28) vs. WESTERN KENTUCKY, 12/22/21  
**30 Rebs:** Cotton Nash (30) vs. OLE MISS, 2/8/64  
**34 Rebs:** Bob Burrow (34) vs. TEMPLE, 12/10/55  
**35 Rebs:** Never  
**20+ Rebs in two consecutive games:** Oscar Tshiebwe (2), 12/22/21-12/29/21  
**10+ Rebs in three consecutive games:** Jacob Toppin (3), 2/22/23-3/1/23  
**10+ Rebs in four consecutive games:** Oscar Tshiebwe (5), 1/10/23-1/24/23  
**10+ Rebs in five consecutive games:** Oscar Tshiebwe (5), 1/10/23-1/24/23  
**10+ rebs in 10 consecutive games:** Oscar Tshiebwe (6), 11/20/22-12/17/22  
**10+ rebs in 15 consecutive games:** Oscar Tshiebwe (22), 1/4/22-11/15/22



# THE LAST TIME UK ...

**10+ rebs in 20 consecutive games:** Oscar Tshiebwe (22), 1/4/22-11/15/22  
**10+ rebs in 25 consecutive games:** Never  
**Two players had 10 rebounds:** Oscar Tshiebwe (20), Jacob Toppin (10) vs. VANDERBILT, 3/1/23  
**Three players had 10 rebounds:** Oscar Tshiebwe (15), Jacob Toppin (10), Ugonna Onyenso (10) vs. NORTH FLORIDA, 11/23/22

## ASSISTS

**6 assists:** Cason Wallace (9) vs. AUBURN, 2/25/23  
**7 assists:** Cason Wallace (9) vs. AUBURN, 2/25/23  
**8 assists:** Cason Wallace (9) vs. AUBURN, 2/25/23  
**9 assists:** Cason Wallace (9) vs. AUBURN, 2/25/23  
**10 assists:** Cason Wallace (11) at Mississippi State, 2/15/23  
**11 assists:** Cason Wallace (11) at Mississippi State, 2/15/23  
**12 assists:** TyTy Washington Jr. (17) vs. GEORGIA, 1/8/22  
**13 assists:** TyTy Washington Jr. (17) vs. GEORGIA, 1/8/22  
**14 assists:** TyTy Washington Jr. (17) vs. GEORGIA, 1/8/22  
**15 assists:** TyTy Washington Jr. (17) vs. GEORGIA, 1/8/22  
**16 assists:** TyTy Washington Jr. (17) vs. GEORGIA, 1/8/22  
**17 assists:** TyTy Washington Jr. (17) vs. GEORGIA, 1/8/22  
**18 assists:** Never  
**5+ assists in four consecutive games:** Cason Wallace (6), 2/7/23-2/25/23  
**8+ assists in two consecutive games:** Sahvir Wheeler (3), 12/28/22-1/3/23

## BLOCKS

**4 blocks:** Oscar Tshiebwe (4) at Georgia, 2/11/23  
**5 blocks:** Oscar Tshiebwe (5) vs. Vanderbilt, 3/11/22  
**6 blocks:** Isaiah Jackson (7) vs. ALABAMA, 1/12/21  
**7 blocks:** Isaiah Jackson (7) vs. ALABAMA, 1/12/21  
**8 blocks:** Isaiah Jackson (8) vs. Kansas, 12/1/20  
**9 blocks:** Willie Cauley-Stein (9) vs. BOISE STATE, 12/10/13  
**10 blocks:** Nerlens Noel (12) at Ole Miss, 1/29/13  
**11 blocks:** Nerlens Noel (12) at Ole Miss, 1/29/13  
**12 blocks:** Nerlens Noel (12) at Ole Miss, 1/29/13  
**13 blocks:** Never

## STEALS

**4 steals:** Cason Wallace (4) vs. AUBURN, 2/25/23  
**5 steals:** Cason Wallace (5) vs. KANSAS, 1/28/23  
**6 steals:** Cason Wallace (8) vs. Michigan State, 11/15/22  
**7 steals:** Cason Wallace (8) vs. Michigan State, 11/15/22  
**8 steals:** Cason Wallace (8) vs. Michigan State, 11/15/22  
**9 steals:** Never  
**3+ steals in five consecutive games:** Ashton Hagans (7), 12/22/18 - 1/19/19  
**3+ steals in 10 consecutive games:** Never

## MINUTES

**Played every minute:** Antonio Reeves (40) at Arkansas, 3/4/23  
**Played 40+ minutes:** Antonio Reeves (40) at Arkansas, 3/4/23  
**Played more than 50 minutes:** Patrick Patterson (50) vs. VANDERBILT, 1/12/08

## FOULS

**Fouled out:** Oscar Tshiebwe and Daimion Collins at Arkansas, 3/4/23  
**Two players fouled out:** Oscar Tshiebwe and Daimion Collins at Arkansas, 3/4/23  
**Three players fouled out:** Terrence Clarke, Isaiah Jackson, Olivier Sarr, Lance Ware vs. North Carolina, 12/19/20  
**Four players fouled out:** Terrence Clarke, Isaiah Jackson, Olivier Sarr, Lance Ware vs. North Carolina, 12/19/20  
**Technical foul:** Lance Ware at Arkansas, 3/4/23

## TEAM

### WINS/LOSSES

**Won 10 straight games:** 10, 1/8/19-2/9/19  
**Won 20 straight games:** 38, 11/14/14-3/28/15  
**Won 30 straight games:** 38, 11/14/14-3/28/15  
**Won 40 straight games:** Never  
**Lost consecutive games:** 2, 2/7/23-2/11/23  
**Lost three straight games:** 4, 1/26/21-2/9/21  
**Lost four straight games:** 4, 1/26/21-2/9/21  
**Lost five straight games:** 6, 11/29/20-12/26/20  
**Lost six straight games:** 6, 11/29/20-12/26/20  
**Lost 10 straight games:** Never

### STARTS

**Started four freshmen:** Devin Askew, Brandon Boston Jr., Terrence Clarke, Isaiah Jackson vs. Georgia Tech, 12/6/20  
**Started five freshmen:** Hamidou Diallo, Shai Gilgeous-Alexander, Kevin Knox, Nick Richards, PJ Washington vs. Kansas State, 3/22/18

### SCORING

**Scored 90 or more points:** 96 vs. NORTH FLORIDA, 11/23/22

(W, 96-56)  
**Scored 90 or more points (SEC game):** 90 vs. ALABAMA, 2/19/22 (W, 90-81)  
**Scored 100 or more points:** 106 vs. SOUTH CAROLINA STATE, 11/15/22 (W, 106-63)  
**Scored 100 or more points (SEC game):** 107 vs. TENNESSEE, 1/15/22 (W, 107-79)  
**Scored 110 or more points:** 115 vs. Arizona State, 11/28/16 (W, 115-69)  
**Scored 110 or more points (SEC game):** 110 vs. AUBURN, 2/21/15 (W, 110-75)  
**Scored 120 or more points:** 120 at Vanderbilt, 2/7/96 (W, 120-81)  
**Scored 120 or more points (SEC game):** 120 at Vanderbilt, 2/7/96 (W, 120-81)  
**Scored 130 or more points:** 143 vs. Georgia, 2/27/56 (W, 143-66)  
**Scored 140 or more points:** 143 vs. Georgia, 2/27/56 (W, 143-66)  
**Scored 150 or more points:** Never  
**Scored less than 50 points:** 48 vs. Vanderbilt, 3/15/13 (L, 64-48)  
**Scored 100 points in two consecutive games:** vs. CLEVELAND STATE (11/23/16), vs. UT MARTIN (11/25/16), vs. Arizona State (11/28/16)  
**Scored 100 points in three consecutive games:** vs. CLEVELAND STATE (11/23/16), vs. UT MARTIN (11/25/16), vs. Arizona State (11/28/16)  
**Scored 100 points in consecutive SEC games:** 2/27/56 - 3/3/56

### SHOOTING PERCENTAGES

**Shot 70% or better from the field:** .722 (39-54) vs. MISSISSIPPI STATE, 2/15/86  
**Shot 65% from the field:** .679 (38-56) vs. TENNESSEE, 1/15/22  
**Shot 30% or less from the field:** .288 (21-73) at Alabama (1/7/23)  
**Allowed 50% shooting:** .500 (26-52) at Florida, 2/22/23  
**Allowed 60% shooting:** .627 (32-51) ARKANSAS, 2/7/23  
**Allowed 30% or less shooting:** .281 (18-64) at Alabama, 2/5/22  
**Allowed 20% or less shooting:** .197 (12-61) vs. MONTANA STATE, 11/23/14

### FREE THROWS

**Shot 90% or better from FT line:** .933 (14-15) vs. AUBURN, 2/25/22  
**Shot 100% from FT Line:** 10-10 vs. FLORIDA, 2/22/20  
**Shot 50% or less from FT line:** .500 (7-14) vs. SOUTH CAROLINA, 1/10/23  
**Attempted 40 FT:** 41 (27-41) vs. TENNESSEE STATE, 11/23/18  
**Attempted five or less FT:** 2 (1-2) at Vanderbilt, 1/24/23  
**Made 30 FT:** 31 (31-36) vs. MISSISSIPPI STATE, 2/4/20

### 3-POINTERS

**Hit 0 3-pointers:** 0 (0-10) vs. RICHMOND, 11/29/20  
**Hit 10 3-pointers:** 11 (11-32) vs. TEXAS A&M, 1/21/23  
**Hit 11 3-pointers:** 11 (11-32) vs. TEXAS A&M, 1/21/23  
**Hit 12 3-pointers:** 13 (13-23) vs. FLORIDA A&M, 12/21/22  
**Hit 13 3-pointers:** 13 (13-23) vs. FLORIDA A&M, 12/21/22  
**Hit 14 3-pointers:** 14 (14-26) vs. ARKANSAS, 2/9/21  
**Hit 15 3-pointers:** 15 (15-27) vs. GEORGIA, 3/1/12  
**Hit 16 3-pointers:** 16 (16-33) vs. UNC ASHEVILLE, 12/23/96  
**Hit 17 3-pointers:** 20 (20-35) vs. LSU, 3/4/95  
**Hit 18 3-pointers:** 20 (20-35) vs. LSU, 3/4/95  
**Hit 19 3-pointers:** 20 (20-35) vs. LSU, 3/4/95  
**Hit 20 3-pointers:** 20 (20-35) vs. LSU, 3/4/95  
**Hit 21 3-pointers:** 21 (21-48) vs. North Carolina, 12/27/89  
**Hit 22 3-pointers:** Never

### SCORING MARGINS

**Won game by 50 points or more:** 58 vs. MONTANA STATE (W, 86-28), 11/23/14  
**Won game by 60 points or more:** 62 vs. VANDERBILT (W, 106-44), 3/5/03  
**Won game by 70 points or more:** 74 vs. UT MARTIN (W, 124-50), 11/26/94  
**Lost game by 20 points or more:** 26 at ALABAMA (L, 78-52), 1/7/23  
**Lost game by 30 points or more:** 34 vs. Duke (L, 118-84), 11/6/18  
**Lost game by 40 points or more:** 41 at Vanderbilt (L, 93-52), 2/12/08  
**Lost game by 50 points or more:** 55 at Kansas (L, 150-95), 12/9/89  
**Lost game by 60 points or more:** 70 at Central (L, 87-17), 1/28/1910  
**Lost game by 70 points or more:** 70 at Central (L, 87-17), 1/28/1910  
**Game decided by one point:** vs. Mississippi State, 3/11/21 (L, 74-73)  
**Game decided by two or fewer points:** vs. VANDERBILT,

3/1/23 (L, 68-66)  
**Game decided by three or fewer points:** at Mississippi State, 2/15/23 (W, 71-68)  
**Two consecutive games decided by one point:** vs. NORTH CAROLINA (W, 73-72), 12/3/11; at Indiana (L, 73-72), 12/10/11  
**Three consecutive games decided by one point:** Never  
**Two consecutive games decided by two or fewer points:** Arkansas (L, 81-80), 2/9/21; Auburn (W, 82-80), 2/13/21  
**Three consecutive games decided by three or fewer points:** at Auburn (L, 99-97 OT), 2/11/74, vs. TENNESSEE (W, 61-58), 2/16/74 and at Ole Miss (L, 61-60), 2/18/74

### COMEBACKS

**Came back from 10-point deficit for win:** 85-71 vs. GEORGIA (1/17/23); Trailed by 11 at 36-25 (3:39 in 1st)  
**Came back from 11-point deficit for win:** 85-71 vs. GEORGIA (1/17/23); Trailed by 11 at 36-25 (3:39 in 1st)  
**Came back from 12-point deficit for win:** 90-81 vs. ALABAMA (2/19/22); Trailed by 13 at 41-28 (5:35 in 1st)  
**Came back from 13-point deficit for win:** 90-81 vs. ALABAMA (2/19/22); Trailed by 13 at 41-28 (5:35 in 1st)  
**Came back from 14-point deficit for win:** 71-70 at Florida (3/7/20); Trailed by 18 at 59-41 (11:48 in 2nd)  
**Came back from 15-point deficit for win:** 71-70 at Florida (3/7/20); Trailed by 18 at 59-41 (11:48 in 2nd)  
**Came back from 16-point deficit for win:** 71-70 at Florida (3/7/20); Trailed by 18 at 59-41 (11:48 in 2nd)  
**Came back from 17-point deficit for win:** 71-70 at Florida (3/7/20); Trailed by 18 at 59-41 (11:48 in 2nd)  
**Came back from 18-point deficit for win:** 71-70 at Florida (3/7/20); Trailed by 18 at 59-41 (11:48 in 2nd)  
**Came back from 19-point deficit for win:** 73-67 vs. Vanderbilt (2/28/17); Trailed by 19 at 25-6 (8:03 in 1st)  
**Came back from 20-point deficit for win:** 82-79 at Vanderbilt (2/22/97); Trailed by 22 at 40-18 (3:51 in 1st)  
**Came back from 30-point deficit for win:** 99-95 at LSU (2/15/94); Trailed by 31 at 68-37 (15:34 in 2nd)  
**Came back from 31-point deficit for win:** 99-95 at LSU (2/15/94); Trailed by 31 at 68-37 (15:34 in 2nd)

### REBOUNDS

**Pulled down 50 rebounds:** 50 (18-32) vs. NORTH FLORIDA, 11/23/22  
**Pulled down 55 rebounds:** 59 (20-39) vs. Arizona State, 11/28/16  
**Pulled down 60 rebounds:** 62 (19-43) vs. Morehead State, 12/16/95

### OVERTIME GAMES

**Played an overtime game:** vs. Michigan State, 11/15/22 (L, 86-77 2OT)  
**Won an overtime game:** MISSISSIPPI STATE, 1/25/22 (W, 82-74 OT)  
**Lost an overtime game:** vs. Michigan State, 11/15/22 (L, 86-77 2OT)  
**Played an SEC overtime game:** MISSISSIPPI STATE, 1/25/22 (W, 82-74 OT)  
**Won an SEC overtime game:** MISSISSIPPI STATE, 1/25/22 (W, 82-74 OT)  
**Lost an SEC overtime game:** at Texas A&M, 2/20/16 (L, 79-77 OT)  
**Played an overtime game in SEC Tournament:** vs. Texas A&M, 3/13/16 (W, 82-77 OT)  
**Won an overtime game in SEC Tournament:** vs. Texas A&M, 3/13/16 (W, 82-77 OT)  
**Played an overtime game in NCAA Tournament:** vs. Saint Peter's, 3/17/22 (L, 85-79 OT)  
**Won an overtime game in NCAA Tournament:** vs. St. Bonaventure, 3/16/00 (W, 85-80 2OT)  
**Lost an overtime game in NCAA Tournament:** vs. Saint Peter's, 3/17/22 (L, 85-79 OT)  
**Played two overtimes:** vs. Michigan State, 11/15/22 (L, 86-77 2OT)  
**Played three overtimes:** vs. TEMPLE 12/7/57 (W, 85-83)  
**Played four or more overtimes:** Never  
**Played two consecutive overtime games:** 1/6/15 vs. OLE MISS (W, 89-86) and 1/10/15 at Texas A&M (70-64)  
**Played three consecutive overtime games:** Never





# THE LAST TIME A UK OPPONENT ...

## INDIVIDUALS

### SCORING

**Scored 25 points:** Nick Smith Jr. (25), at Arkansas, 3/4/23  
**Scored 30 points:** Kobe Brown (30), at Missouri, 12/28/22  
**Scored 35 points:** Bubba Parham (35), VMI, 11/21/18  
**Scored 40 points:** Elston Turner (40), TEXAS A&M, 1/12/13  
**Scored 45 points:** David Robinson (45), Navy, 1/25/87  
**Scored 50 points:** Austin Carr (50), Notre Dame, 12/29/79  
**Scored 60 points:** Pete Maravich (64), LSU, 2/21/70  
**Scored 65 points:** Never  
**Two players had 20 points:** Jordan Wright (23), Tyrin Lawrence (21), VANDERBILT, 3/1/23  
**Three players had 20 points:** Rasir Bolton (24), Drew Timme (22) and Julian Strawther (20), at Gonzaga, 11/20/22  
**Two players had 30 points:** Ronnie Henderson (36) and Claren Ceasar (32), LSU, 2/15/94  
**Five players scored in double figures:** ARKANSAS, 2/7/23

### FIELD GOALS

**Made 15 FG in a game:** David Robinson (17), NAVY, 1/25/87  
**Made 16 FG in a game:** David Robinson (17), NAVY, 1/25/87  
**Made 17 FG in a game:** David Robinson (17), NAVY, 1/25/87  
**Made 18 FG in a game:** Steve Downing (19), Indiana, 12/11/71  
**Made 19 FG in a game:** Steve Downing (19), Indiana, 12/11/71  
**Made 20 FG in a game:** Johnny Neumann (20), Ole Miss, 1/2/71  
**Made 21 FG in a game:** Austin Carr (21), Notre Dame, 12/29/70  
**Made 22 FG in a game:** Austin Carr (22), Notre Dame, 3/12/70  
**Made 23 FG in a game:** Pete Maravich (23), LSU, 2/21/70  
**Made 24 FG in a game:** Never  
**Attempted 17 FG in a game:** Nick Smith Jr. (23), at Arkansas, 3/4/23  
**Attempted 18 FG in a game:** Nick Smith Jr. (23), at Arkansas, 3/4/23  
**Attempted 19 FG in a game:** Nick Smith Jr. (23), at Arkansas, 3/4/23  
**Attempted 20 FG in a game:** Nick Smith Jr. (23), at Arkansas, 3/4/23  
**Attempted 25 FG in a game:** JD Notae (26), Arkansas, 2/26/22  
**Attempted 30 FG in a game:** Freeman Williams (40), Portland State, 12/16/17  
**Attempted 35 FG in a game:** Freeman Williams (40), PORTLAND STATE, 12/16/77  
**Attempted 40 FG in a game:** Freeman Williams (40), PORTLAND STATE, 12/16/77  
**Attempted 45 FG in a game:** Johnny Neumann (50), Ole Miss, 1/2/71  
**Attempted 50 FG in a game:** Johnny Neumann (50), Ole Miss, 1/2/71  
**Attempted 53 FG in a game:** Pete Maravich (53), LSU, 2/22/69  
**Attempted 54 FG in a game:** Never

### 3-POINTERS

**Made 5 3-pointers in a game:** Meechie Johnson (6), SOUTH CAROLINA, 1/10/23  
**Made 6 3-pointers in a game:** Meechie Johnson (6), SOUTH CAROLINA, 1/10/23  
**Made 7 3-pointers in a game:** Keon Ellis (7), ALABAMA, 2/19/22  
**Made 8 3-pointers in a game:** Bubba Parham (10), VMI, 11/18/18  
**Made 9 3-pointers in a game:** Bubba Parham (10), VMI, 11/18/18  
**Made 10 3-pointers in a game:** Bubba Parham (10), VMI, 11/18/18  
**Made 11 3-pointers in a game:** Corey Allmond (11), Sam Houston State, 11/19/2009  
**Made 12 3-pointers in a game:** Never  
**Attempted 10 3-pointers in a game:** Meechie Johnson (10), SOUTH CAROLINA, 1/10/23  
**Attempted 15 3-pointers in a game:** Bubba Parham (16), VMI, 11/18/18  
**Attempted 16 3-pointers in a game:** Bubba Parham (16), VMI, 11/18/18  
**Attempted 17 3-pointers in a game:** Chris Jackson (17), LSU, 2/15/90  
**Attempted 18 3-pointers in a game:** Jeff Boschee (18), Kansas, 3/14/99  
**Attempted 19 3-pointers in a game:** Never

### FREE THROWS

**Made 10 FT in a game:** Ricky Council IV (10), at Arkansas, 3/4/23  
**Made 11 FT in a game:** Xavier Pinson (12), LSU, 2/23/22  
**Made 12 FT in a game:** Xavier Pinson (12), LSU, 2/23/22  
**Made 13 FT in a game:** Samir Doughty (14), Auburn, 2/1/20

**Made 14 FT in a game:** Samir Doughty (14), Auburn, 2/1/20  
**Made 15 FT in a game:** Brenton Williams (15), South Carolina, 3/1/14  
**Made 16 FT in a game:** Dan Cross (16), FLORIDA, 2/18/95  
**Made 17 FT in a game:** John Mengelt (17), AUBURN, 3/2/70  
**Made 18 FT in a game:** Pete Maravich (18), LSU, 2/21/70  
**Made 19 FT in a game:** Never  
**Attempted 15 FT in a game:** Samir Doughty (15), Auburn, 2/1/20  
**Attempted 20 FT in a game:** Harding McCaleb (25), Louisville, 2/22/1916  
**Attempted 25 FT in a game:** Harding McCaleb (25), Louisville, 2/22/1916  
**Attempted 26 FT in a game:** Never

### REBOUNDS

**15 Rebs:** Dedric Lawson (15), KANSAS, 1/26/19  
**16 Rebs:** Kennedy Meeks (17), North Carolina, 3/26/17  
**17 Rebs:** Kennedy Meeks (17), North Carolina, 3/26/17  
**18 Rebs:** Sean May (19), North Carolina, 12/4/04  
**19 Rebs:** Sean May (19), North Carolina, 12/4/04  
**20 Rebs:** Andrew DeClercq (20), Florida, 1/18/94  
**25 Rebs:** Leon Douglas (25), ALABAMA, 1/20/75  
**30 Rebs:** Kenneth Stanley (30), SOUTHERN CAL, 12/4/61  
**31 Rebs:** Never  
**Two players had 10 rebounds:** Julian Strawther (14) and Anton Watson (10), at Gonzaga, 11/20/22  
**Three players had 10 rebounds:** Craig Victor II (12), Tim Quarterman (10), Ben Simmons (10), LSU, 1/5/16

### ASSISTS

**10 assists:** Tony Trocha-Morelos (10), Texas A&M, 3/4/17  
**11 assists:** Dwyane Wade (11), Marquette, 3/29/03  
**12 assists:** Edgar Padilla (12), UMass, 3/30/96  
**13 assists:** Billy McCaffrey (14), Vanderbilt, 1/13/93  
**14 assists:** Billy McCaffrey (14), Vanderbilt, 1/13/93  
**15 assists:** Eric Richardson (15), Alabama, 2/4/84  
**16 assists:** Never

### BLOCKS

**5 blocks:** Makhel Mitchell (5), ARKANSAS, 2/7/23  
**6 blocks:** Jamarion Sharp (7), WESTERN KENTUCKY, 12/22/21  
**7 blocks:** Jamarion Sharp (7), WESTERN KENTUCKY, 12/22/21  
**8 blocks:** Jarvis Varnado (10), Mississippi State, 1/15/08  
**9 blocks:** Jarvis Varnado (10), Mississippi State, 1/15/08  
**10 blocks:** Jarvis Varnado (10), Mississippi State, 1/15/08  
**11 blocks:** Samaki Walker (11), Louisville, 1/1/95  
**12 blocks:** Never

### STEALS

**5 steals:** Anthony Black (5), ARKANSAS, 2/7/23  
**6 steals:** Mark Sears (6), at Alabama, 1/7/23  
**7 steals:** Ben Simmons (7), LSU, 3/5/16  
**8 steals:** Never

## TEAM

### SCORING

**Scored 90 or more points:** 118, Duke, 11/6/18 (L, 118-84)  
**Scored 90 or more points (SEC game):** 90, Georgia, 3/4/09 (L, 90-85)  
**Scored 100 or more points:** 118, Duke, 11/6/18 (L, 118-84)  
**Scored 100 or more points (SEC game):** 101, Arkansas, 2/10/93 (L, 101-94)  
**Scored 110 or more points:** 118, Duke, 11/6/18 (L, 118-84)  
**Scored 110 or more points (SEC game):** 110, Vanderbilt, 3/4/67 (L, 110-94)  
**Scored 120 or more points:** 121, North Carolina, 12/27/89 (L, 121-110)  
**Scored 120 or more points (SEC game):** Never  
**Scored 130 or more points:** 150, Kansas, 12/9/89 (L, 150-95)  
**Scored 140 or more points:** 150, Kansas, 12/9/89 (L, 150-95)  
**Scored 150 or more points:** 150, Kansas, 12/9/89 (L, 150-95)  
**Scored 160 or more points:** Never  
**Scored less than 50 points:** 41, BELLARMINE, 11/29/22 (W, 60-41)  
**Scored less than 50 points (SEC game):** 48, SOUTH CAROLINA, 2/5/19 (W, 76-48)  
**Scored less than 40 points:** 39, West Virginia, 3/26/15 (W, 78-39)  
**Scored less than 40 points (SEC game):** 37, MISSOURI, 1/13/15 (W, 86-37)  
**Scored less than 30 points:** 28, MONTANA STATE, 11/23/14 (W, 86-28)  
**Scored less than 30 points (SEC game):** 26, GEORGIA TECH, 1/28/46 (W, 86-37)  
**Scored less than 20 points:** 18, WESTERN ONTARIO,

12/10/49 (W, 90-21)  
**Scored less than 20 points (SEC game):** 18, ALABAMA, 2/10/40 (W, 46-18)  
**Scored less than 10 points:** 9, Tulane, 12/21/34 (W, 39-9)  
**Scored less than 10 points (SEC game):** Never

### SHOOTING PERCENTAGES

**Shot 70% from the field:** Never  
**Shot 60% from the field:** .627 (32-51), ARKANSAS, 2/7/23  
**Shot 50% from the field:** .500 (26-52), at Florida, 2/22/23  
**Shot 30% or less from the field:** .281 (18-64) at Alabama, 2/5/22  
**Shot 20% or less from the field:** .197 (12-61), MONTANA STATE, 11/23/14  
**Shot 10% or less from the field:** Never (shooting percentages not recorded prior to 1947)

### 3-Pointers

**Made 10 or more 3-pointers:** 11 (11-20), vs. SOUTH CAROLINA, 1/10/23  
**Made 15 or more 3-pointers:** 19 (19-38), VMI, 11/18/18  
**Shot 20 or more 3-pointers:** Never  
**Made zero 3-pointers:** 0 (0-15), Auburn, 1/19/13  
**Attempted 30 or more 3-pointers:** 40 (14-40), ALABAMA, 2/19/22

### FREE THROWS

**Shot 90% or better from FT line:** 90.0 (9-10), vs. KANSAS, 1/28/23  
**Shot 100% from FT Line:** 16-16, TEXAS A&M, 1/21/23  
**Shot 50% or less from FT line:** .286 (4-14), TENNESSEE, 2/18/23  
**Attempted 40 FT:** 44 (33-44), Auburn, 2/1/20  
**Attempted five or less FT:** 4 (2-4), HIGH POINT, 12/31/21  
**Made 30 FT:** 33 (33-44), Auburn, 2/1/20

### REBOUNDS

**Pulled down 50 rebounds:** 54 (17-37), Florida, 2/4/17  
**Pulled down 20 offensive rebounds:** 23, LSU, 2/18/20



# RUPP ARENA AT CENTRAL BANK CENTER

## Year-by-Year Records

Season	W-L	Percentage
2022-23	14-4	.778
2021-22	18-0	1.000
2020-21	5-6	.455
2019-20	16-2	.889
2018-19	17-1	.944
2017-18	16-2	.889
2016-17	15-2	.882
2015-16	17-0	1.000
2014-15	19-0	1.000
2013-14	16-2	.889
2012-13	16-2	.889
2011-12	18-0	1.000
2010-11	15-0	1.000
2009-10	18-0	1.000
2008-09	12-6	.667
2007-08	14-4	.778
2006-07	14-2	.875
2005-06	10-5	.667
2004-05	14-1	.933
2003-04	11-2	.846
2002-03	12-1	.923
2001-02	12-3	.800
2000-01	11-1	.917
1999-2000	14-0	1.000
1998-99	12-1	.923
1997-98	9-3	.750
1996-97	12-1	.923
1995-96	13-0	1.000
1994-95	12-1	.923
1993-94	13-1	.929
1992-93	16-0	1.000
1991-92	15-2	.882
1990-91	13-0	1.000
1989-90	13-2	.867
1988-89	8-6	.571
1987-88	14-2	.875
1986-87	13-2	.867
1985-86	18-0	1.000
1984-85	11-3	.786
1983-84	16-0	1.000
1982-83	14-1	.933
1981-82	15-1	.938
1980-81	15-0	1.000
1979-80	12-3	.800
1978-79	11-4	.733
1977-78	16-0	1.000
1976-77	12-2	.857
<b>Total</b>	<b>647-81</b>	<b>.889</b>

<b>Year Opened:</b>	1976
<b>First Game:</b>	Nov. 27, 1976
<b>All-Time Record:</b>	647-81 (88.9%)
<b>Record Under Calipari:</b>	220-21 (91.3%)
<b>Capacity:</b>	20,500
<b>Record Crowd:</b>	24,479 (1/20/10)
<b>Longest Win Streak:</b>	54 (11/9/10-12/1/12)
<b>Current Win Streak:</b>	2

## Cats Rock at Rupp

The Wildcats are 647-81 (88.9%) in Rupp Arena. Among the most notable marks of dominance as the nation's toughest venue to play include:

- School record 54-game winning streak to begin the John Calipari era
- Kentucky is 351-49 (87.8%) in regular-season SEC games in Rupp
- The Wildcats set a program home record of 19 wins in 2014-15
- UK has gone undefeated at home in six of Calipari's 14 seasons
- Kentucky has a perfect mark in 14 of Rupp Arena's 46 seasons

## 600 Wins at Rupp in Record Time

With a victory over Fairleigh Dickinson on Dec. 7, 2019, Kentucky reached the 600-win mark at Rupp Arena faster than any other program in NCAA Division I level history. UK needed just 670 games to reach win No. 600 in Rupp Arena.

It took UCLA, which previously owned the fastest pace to 600 wins, 689 games in Pauley Pavilion. Only one other team, Kansas, achieved win No. 600 in fewer than 700 games at its home venue. The Jayhawks reached the significant win in their 699th game.

## Cal Owns Longest Win Streaks in Rupp

With UK's 2011-12 season-opening victory over Marist, UK head coach John Calipari recorded his 34th consecutive win in Rupp Arena as UK's head coach. It broke former UK head coach Rick Pitino's longest streak of 33 games in the venue.

The winning streak reached as long as 54 games. Calipari didn't suffer his first loss in Rupp Arena until losing to Baylor in his fourth season, in 2012-13. The 54-game run, however, was his longest career home winning streak. He also had the second-longest streak in the arena as the Cats won 42 straight from March 4, 2014 to Nov. 25, 2016.

## New Chairbacks, Fewer Seats

After receiving a \$16 million upgrade over the 2014-15 and 2015-16 seasons that enhanced the fan experience with the likes of a new Daktronics center-hung scoreboard, ribbons boards, new corner video boards and a new audio system, Rupp Arena is undergoing an additional transformation as a part of UK's new leasing agreement with the Lexington Center.

Chair-back seating in the upper-level sideline was installed in sections 211-217 and 228-234 for the 2019-20 season. Club areas are available to season ticket holders.

The new seating reduced Rupp Arena's capacity to 20,500.

## Pack the House

Until reducing capacity for the 2019-20 season, Kentucky had led the nation in average home attendance in 20 of 24 seasons. That number included a Rupp Arena record of 24,110 in John Calipari's first season (2009-10) as head coach and averaging more than 23,000 in seven of Calipari's first 10 seasons.

Kentucky averaged 19,873 in 18 home games in 2022-23.

## The Top-Ranked Team at Home

Kentucky has lost just four times at home as the Associated Press top-ranked team in the history of the program and just three times in Rupp Arena. Prior to the losses to Evansville (Nov. 12, 2019) and UCLA (Dec. 3, 2016), the other two losses came by just one point.

The Wildcats are 54-3 all-time as the AP No. 1 team in Rupp Arena since its opening in 1976. The first loss was to Auburn, 53-52, on Jan. 9, 1988.

## Coach Cal in Rupp Arena

It's been downright difficult to beat Kentucky in Rupp Arena during the John Calipari era. UK is 220-21 (91.3%) in Rupp Arena under Calipari.

- Kentucky is 25-7 (78.1%) vs. Associated Press Top 25 opponents in Rupp in the Calipari era
- UK is 195-14 (93.3%) vs. AP unranked teams in Rupp under Calipari
- The Wildcats are 111-7 (94.1%) at home vs. nonconference foes under Calipari
- Calipari notched his 100th career win in Rupp Arena as Kentucky's coach with the Wildcats' 110-75 rout of Auburn on Feb. 21, 2014. It took Calipari 104 games to reach the century mark, the fastest of any UK coach

## Cal Passes Hall for Rupp Record

With a 101-70 victory over Cleveland State on Nov. 23, 2016, John Calipari passed former UK head coach Joe B. Hall for most wins in Rupp Arena. Calipari currently has 220 wins inside the historic venue. Hall won 122.

## 2022-23 Opponent Breakdown

### Howard (Nov. 7)

All-time games in Rupp Arena: 1  
UK record in Rupp vs. HU: 1-0  
Last time in Rupp Arena: UK, 95-63 (11/7/22)

### Duquesne (Nov. 11)

All-time games in Rupp Arena: 3  
UK record in Rupp vs. DU: 3-0  
Last time in Rupp Arena: UK, 77-52 (11/11/22)

### South Carolina State (Nov. 17)

All-time games in Rupp Arena: 1  
UK record in Rupp vs. SCSU: 1-0  
Last time in Rupp Arena: UK, 106-63 (11/17/22)

### North Florida (Nov. 23)

All-time games in Rupp Arena: 2  
UK record in Rupp vs. UNF: 2-0  
Last time in Rupp Arena: UK, 96-56 (11/23/22)

### Bellarmine (Nov. 29)

All-time games in Rupp Arena: 1  
UK record in Rupp vs. BU: 1-0  
Last time in Rupp Arena: UK, 60-41 (11/29/22)

### Yale (Dec. 10)

All-time games in Rupp Arena: 1  
UK record in Rupp vs. YU: 1-0  
Last time in Rupp Arena: UK, 69-59 (12/10/22)

### Florida A&M (Dec. 21)

All-time games in Rupp Arena: 1  
UK record in Rupp vs. FAMU: 1-0  
Last time in Rupp Arena: UK, 88-68 (12/21/22)

### Louisville (Dec. 31)

All-time games in Rupp Arena: 21  
UK record in Rupp vs. UL: 17-4  
Last time in Rupp Arena: UK, 86-63 (12/31/22)

### LSU (Jan. 3)

All-time games in Rupp Arena: 35  
UK record in Rupp vs. LSU: 29-6  
Last time in Rupp Arena: UK, 74-71 (1/3/23)

### South Carolina (Jan. 10)

All-time games in Rupp Arena: 29  
UK record in Rupp vs. USC: 26-3  
Last time in Rupp Arena: USC, 71-68 (1/10/23)

### Georgia (Jan. 17)

All-time games in Rupp Arena: 43  
UK record in Rupp vs. UGA: 39-4  
Last time in Rupp Arena: UK, 85-71 (1/17/23)

### Texas A&M (Jan. 21)

All-time games in Rupp Arena: 7  
UK record in Rupp vs. TAMU: 5-2  
Last time in Rupp Arena: UK, 76-67 (1/21/23)

### Kansas (Jan. 28)

All-time games in Rupp Arena: 8  
UK record in Rupp vs. KU: 5-3  
Last time in Rupp Arena: KU, 77-68 (1/28/23)

### Florida (Feb. 4)

All-time games in Rupp Arena: 47  
UK record in Rupp vs. UF: 38-9  
Last time in Rupp Arena: UK, 72-67 (2/4/23)

### Arkansas (Feb. 7)

All-time games in Rupp Arena: 18  
UK record in Rupp vs. UA: 13-5  
Last time in Rupp Arena: UA, 88-73 (2/7/23)

### Tennessee (Feb. 18)

All-time games in Rupp Arena: 47  
UK record in Rupp vs. UT: 40-7  
Last time in Rupp Arena: UK, 66-54 (2/18/23)

### Auburn (Feb. 25)

All-time games in Rupp Arena: 33  
UK record in Rupp vs. AU: 31-2  
Last time in Rupp Arena: UK, 86-54 (2/25/23)

### Vanderbilt (March 1)

All-time games in Rupp Arena: 45  
UK record in Rupp vs. VU: 42-3  
Last time in Rupp Arena: VU, 68-66 (3/1/23)



# COACH CALIPARI

## Calipari Reaches 800 Career Victories in 2021-22

With Kentucky's overtime win over Mississippi State on Jan. 25, 2022, John Calipari reached 800 on-court wins. At the time he was one of just 22 coaches, regardless of NCAA level of classification, to reach that barrier. Only 14 coaches have done it with at least 10 seasons at the Division I level.

Calipari became the fourth-fastest coach to 800 on-court wins ever at 1,037 games. Only Adolph Rupp (972 games), Roy Williams (1,012 games) and Dean Smith (1,029 games) did it faster. At Kentucky, Calipari owns the second-most wins in program history, trailing only the legendary Adolph Rupp, who led the Wildcats for 41 seasons and spanned 1,066 games.

Although Calipari is still climbing the charts, he is doing it nearly as fast as anyone else in NCAA history. When he and Kentucky defeated Ole Miss on March 5, 2019, Calipari became the fourth-fastest coach to 300 wins (369 games) at one program in NCAA history. Only Bill Self (358 games at Kansas), Claire Bee (359 games at Long Island) and Rupp (366 at UK) got there faster.

### **Coaching On-Court Win Totals at the Division I Level through March 5:**

1. Mike Krzyzewski - 1,202
2. Jim Boeheim - 1,116 (*active*)
- 
7. Adolph Rupp - 876
8. Bob Huggins - 861 (*active*)
9. John Calipari - 831 (*active*)
- Rick Pitino - 831 (*active*)

## Calipari Ahead of the Pack at Kentucky

Through 13 seasons at Kentucky, John Calipari's time in Lexington has been every bit as successful -- and more -- as fans hoped it would when he agreed to become the head coach at Kentucky in the spring of 2009.

By just about every measure, he is the most successful coach in college basketball during the last decade-plus. Among schools who have been to at least two Elite Eights and a Final Four since 2009-10, Calipari ranks:

- First in NCAA Tournament wins (31)
- First in Final Four appearances (four)
- First in Elite Eight appearances (seven)
- First in Sweet Sixteen appearances (eight)
- Second in league tournament titles (six)
- Third in regular-season conference titles (six)
- Third in NCAA titles (one)

## First-Ballot Hall of Famer

Kentucky men's basketball coach John Calipari joined basketball's fraternity of legends in September 2015 after being elected to the Naismith Memorial Basketball Hall of Fame on the first ballot.

Calipari joined an elite group of basketball players and coaches in the Naismith Hall of Fame, considered to be one of the ultimate honors in the sport. The Class of 2015 included Calipari, Dick Bevetta, Wildcat Louie Dampier, Lindsay Gaze, Tom Heinsohn, John Isaacs, Spencer Haywood, Lisa Leslie, Dikembe Mutombo, George Raveling and JoJo White.

Calipari was inducted in Springfield, Massachusetts. Nearly 70 former players joined him on stage during his acceptance speech.

## Calipari Receives Jefferson Award

Kentucky men's basketball head coach John Calipari received the Jefferson Award for Outstanding Public Service in Sports by Multiplying Good on Nov. 2. For more than 50 years, Multiplying Good has honored those who put others first. Those receiving the Jefferson Award are empowered to do more, while their stories of extraordinary public service inspire others to action. It is an award that underscores impact.

- Founded over 50 years ago by Jackie Kennedy Onassis, Sen. Bob Taft Jr., and Sam Beard, Multiplying Good is the world's most foremost and highly celebrated organization focused on and honoring public service
- Other recipients of the Jefferson Award include Arthur Ashe, Tom Brokaw, Larry Fitzgerald, Betty Ford, John Glenn, Bob Hope, Steve Jobs, Shaquille O'Neal, General Colin Powell, John D. Rockefeller and Oprah Winfrey
- Calipari is the first men's college basketball coach to receive the honor

## Coach Cal Immortalized at UMass, Clarion, Conference USA

John Calipari's Hall of Fame rise began at UMass, and the school honored his program's breakthrough in the 1990s by unveiling a statue of Calipari on the Amherst campus in September 2021. Calipari was one of four icons synonymous with UMass basketball to earn the honor. Calipari's statue was unveiled next to Marcus Camby, Julius Erving and the late Jack Leaman outside the Mullins Center.

At UMass, Calipari led the Minutemen to a 193-71 on-court record in his eight seasons as head coach from 1989-96. His .731 career winning percentage remains the best in school history, and he ranks second all-time at UMass in victories with 193. Calipari led UMass to five straight NCAA Tournament appearances from 1992 to 1996 after UMass had gone to the NAAs only once in the first 81 years of the program. His Minutemen made the Atlantic 10's first and only Final Four appearance during the 1996 season, during which they went 35-2

overall and spent 10 weeks ranked No. 1 in the nation. Following the 1996 season, Calipari was named National Coach of the Year by the National Association of Basketball Coaches, The Sporting News and Naismith.

Not only did John Calipari have a statue erected in his honor, the court at Clarion -- Calipari's alma mater -- is now named after the Hall of Famer. The court in Tiffin Gymnasium was officially renamed the John V. Calipari Court in September 2021 and will be known as Coach Cal Court.

Like many coaches, Calipari began his career in basketball on the court as a player. He he was a star high school basketball player at Moon High School in Western Pennsylvania under another Clarion graduate Joe Sacco. Calipari started his college playing career at UNC Wilmington before transferring to Clarion in 1981, helping the Golden Eagles reach their first NCAA Division II Tournament in program history that year.

In the summer of 2022, Calipari was enshrined into the Conference USA Hall of Fame. Calipari is being honored by the league for his impressive tenure as head men's basketball coach at the University of Memphis, where he coached from the 2000-01 season through 2008-09. Calipari led the Tigers to the 2008 NCAA title game, including 38 wins that season, making him the winningest coach for a single season in NCAA history. As a result, he earned his second Naismith National Coach of the Year honor, becoming only the second coach to earn the honor multiple times since its inception in 1987. He was also C-USA Coach of the Year that season.

Calipari, the 2009 Sports Illustrated National Coach of the Year, led the Tigers to nine straight 20-win campaigns and nine consecutive postseason appearances, the only Memphis coach to do that. He posted 252 on-court wins -- 28.0 wins per season -- as the Tigers' head coach, making him the winningest coach in school history. From 2006-08, the Tigers won 104 games, making Calipari the winningest head coach in NCAA Division I history in a three-year span.

## Calipari Named Coach of the Decade

Underscored by more victories than any other coach or program in his first 10 seasons at the helm at Kentucky, more Final Four appearances, a record number of NBA Draft picks, and the 2012 national championship, John Calipari was named the College Basketball Coach of the Decade by Sporting News in January 2020.

In a piece penned by national writer Mike DeCourcy, Sporting News credited Calipari for changing the college basketball landscape. Detailing Calipari's success -- what DeCourcy described as a "college basketball revolution" -- DeCourcy wrote that "no one defined the 2010s in the same way as Calipari ... nor achieved the same degree of consistent success."

In an era where kids can enter the NBA Draft at 19 years old, Calipari masterfully balances the priority of players' long-term professional dreams with individual and team development, leading to on-court success that no other team has matched.

## Calipari Unrivaled in Conference

John Calipari has won 16 league regular-season championships (including six Southeastern Conference titles) seven more than the next-closest coach in the SEC (Bruce Pearl has nine). Calipari has won six SEC Tournament championships at Kentucky and owns 15 conference tournament titles in his career, 11 more than his closest competitor (Nate Oats).

Calipari has tallied a 393-126 (75.7%) all-time record within conference play as a head coach and owns a 185-60 (75.4%) record since joining the SEC.

Although he's been publicly outspoken against conference tournaments -- only because he doesn't favor playing three or more games on consecutive days to win the tournament -- his teams have gotten up for them. Calipari's teams at UMass, Memphis and Kentucky have been to 19 conference championship games in his career, winning a remarkable 15 of them. Calipari is 58-14 (80.6%) all-time in conference tournaments, including 24-6 (80.0%) at UK. Calipari ranks third in SEC Tournament wins.

## There's No Place Like Home

John Calipari-coached teams have posted an all-time record of 459-53 (89.6%) record at home in his stops at UMass, Memphis and Kentucky. At UK, Coach Cal is 220-21 (91.3%) in Rupp Arena.

In six of Calipari's seasons at Kentucky, the Wildcats have posted an undefeated record at home, including a school-record 19-0 mark during the 2014-15 season.

Calipari owns both of UK's longest winning streaks in the arena. He began his career at UK with a 54-game winning streak at Rupp Arena. It was the longest winning streak since the arena opened in 1976. With a win over Georgia on Feb. 9, 2016, he secured the second-longest streak in the storied building at 34 games (which ended at 42).

Coach	Streak (Yrs)
1. John Calipari	54 (2010-13)
2. John Calipari	42 (2014-17)
3. Rick Pitino	33 (1992-94)
4. Joe B. Hall	30 (1981-82)
5. John Calipari	28 (2021-23)

## Life Away From Home Isn't So Bad Either

As good as John Calipari's team's have been at home, they're pretty good in hostile environments on the road. Dating back to the 2005-06 season, Calipari has recorded a 124-62 (66.7%) record on the road. At neutral-site venues, Kentucky is 82-31 (72.6%) under Calipari.



# COACH CALIPARI

## UK vs. AP Ranked Foes Under Cal

### Record as AP Top-Ranked Coach Since 2009-10

Coach	Schools	Records
1. John Calipari	Kentucky	69-8
2. Mark Few	Gonzaga	68-8
3. Mike Krzyzewski	Duke	53-12
4. Bill Self	Kansas	46-9
5. Jay Wright	Villanova	28-6
6. Scott Drew	Baylor	16-4
7. Jim Boeheim	Syracuse	15-4
8. Tom Crean	Indiana	14-3
9. Thad Matta	Ohio State	13-2
10. Sean Miller	Arizona	12-1

### Record as AP Top-Ranked Coach Active

Coach	Schools	Records
1. John Calipari	UK, Memphis, UMass	110-13
2. Mark Few	Gonzaga	68-8
3. Bill Self	Kansas	48-10
4. Bruce Weber	Illinois	30-2
5. Jim Boeheim	Syracuse	24-5
6. Thad Matta	Ohio State	22-3
7. Bob Huggins	Cincinnati	20-4
8. Scott Drew	Baylor	16-4
9. Tom Izzo	Michigan State	15-5
10. Sean Miller	Arizona	12-1

through games on March 5

## All-Time Calipari Draft Picks

Player (School)	Round	Year (Overall)
Bam Adebayo (UK)	First	2017 (14)
Eric Bledsoe (UK)	First	2010 (18)
Devin Booker (UK)	First	2015 (13)
Brandon Boston Jr. (UK)	Second	2021 (51)
Antonio Burks (MEM)	Second	2004 (36)
Marcus Camby (UMASS)	First	1996 (2)
Rodney Carney (MEM)	First	2006 (16)
DeMarcus Cousins (UK)	First	2010 (5)
Willie Cauley-Stein (UK)	First	2015 (6)
Anthony Davis (UK)	First	2012 (1)
Hamidou Diallo (UK)	Second	2018 (45)
Joey Dorsey (MEM)	Second	2008 (33)
C. Douglas-Roberts (MEM)	Second	2008 (40)
Robert Dozier (MEM)	Second	2009 (60)
Tyrece Evans (MEM)	First	2009 (4)
De'Aaron Fox (UK)	First	2017 (5)
S. Gilgeous-Alexander (UK)	First	2018 (11)
Archie Goodwin (UK)	First	2013 (29)
Josh Harrellson (UK)	Second	2011 (45)
Andrew Harrison (UK)	Second	2015 (44)
Tyler Herro (UK)	First	2019 (13)
Isaiah Jackson (UK)	First	2021 (22)
Dakari Johnson (UK)	Second	2015 (48)
Keldon Johnson (UK)	First	2019 (29)
Terrence Jones (UK)	First	2012 (18)
Enes Kanter (UK)	First	2011 (3)
Michael Kidd-Gilchrist (UK)	First	2012 (2)
Brandon Knight (UK)	First	2011 (8)
Kevin Knox (UK)	First	2018 (9)
Skal Labissiere (UK)	First	2016 (28)
Doron Lamb (UK)	Second	2012 (42)
DeAndre Liggins (UK)	Second	2011 (53)
Trey Lyles (UK)	First	2015 (12)
Tyrese Maxey (UK)	First	2020 (21)
Darius Miller (UK)	Second	2012 (46)
Malik Monk (UK)	First	2017 (11)
Jamal Murray (UK)	First	2016 (7)
Nerlens Noel (UK)	First	2013 (6)
Daniel Orton (UK)	First	2010 (29)
Patrick Patterson (UK)	First	2010 (14)
Immanuel Quickley (UK)	First	2020 (25)
Julius Randle (UK)	First	2014 (7)
Nick Richards (UK)	Second	2020 (42)
Lou Roe (UMass)	Second	1995 (30)
Derrick Rose (MEM)	First	2008 (1)
Shaedon Sharpe (UK)	First	2022 (7)
Marquis Teague (UK)	First	2012 (29)
Karl-Anthony Towns (UK)	First	2015 (1)
Tyler Ulis (UK)	Second	2016 (34)
Jarred Vanderbilt (UK)	Second	2018 (41)
Dajuan Wagner (MEM)	First	2002 (6)
John Wall (UK)	First	2010 (1)
PJ Washington (UK)	First	2019 (12)
TyTy Washington Jr. (UK)	First	2022 (29)
Shawne Williams (MEM)	First	2006 (17)
James Young (UK)	First	2014 (17)

## Calipari in Elite Company with Conference Championships

When Kentucky clinched a share of the 2017 Southeastern Conference championship, John Calipari became the first NCAA Division I coach to lead three different programs (UMass, Memphis, Kentucky) to five on-court regular-season league titles five different times. He won the Atlantic 10 at the helm of UMass in 1992, '93, '94, '95 and '96, Memphis claimed the Conference USA crown in 2004, '06, '07, '08 and '09, and Kentucky has captured the SEC six times in 2010, '12, '15, '16, '17 and '20.

Perhaps more impressive is that Calipari has 31 combined regular-season and tournament championships after clinching the SEC regular-season crown in 2020. That trails only Mark Few of Gonzaga (40 titles), among all active coaches. All-time, Calipari trails only the great Adolph Rupp (41) and Few. Bill Self (Kansas) also has 31 combined titles.

## Calipari at No. 1

John Calipari is one of just two coaches (Frank McGuire) to lead three programs to a No. 1 ranking in the Associated Press Top 25.

Calipari has led seven of his 14 UK teams to the No. 1 ranking and eight of his last 16 teams to the top (he's done it 10 times overall). When Coach Cal's teams are at the top, they're difficult to knock off:

- Calipari is 110-13 (89.4%) as the top-ranked Associated Press Top 25 coach in the country
- He's 69-8 (89.6%) when his team is atop the AP Top 25 as UK's head coach
- Calipari tallied a 32-4 mark at UMass at No. 1 and he was 9-1 at Memphis
- His (110) victories are the most among active coaches with victories at No. 1
- Calipari has coached 123 career games as a No. 1 team, fourth most in NCAA history, trailing Krzyzewski (255), John Wooden (228) and Adolph Rupp (127)
- Among coaches who have owned a No. 1 ranking in at least 119 games, Calipari's winning percentage of 89.4% trails only

## UK Collegiate Awards Under Calipari

<b>National Player of the Year</b> John Wall (2010) <i>Adolph Rupp, Yahoo!, Rivals</i>	Julius Randle 2014 (Coaches/AP) Karl-Anthony Towns 2015 (Coaches/AP) Malik Monk 2017 (Coaches/AP) Kevin Knox 2018 (Coaches) Tyler Herro 2019 (AP) Keldon Johnson 2019 (Coaches)	Willie Cauley-Stein 2013 Archie Goodwin 2013 Nerlens Noel 2013 Alex Poythress 2013 Julius Randle 2014 James Young 2014 Devin Booker 2015 Trey Lyles 2015 Karl-Anthony Towns 2015 Tyler Ulis 2015 Jamal Murray 2016 Bam Adebayo 2017 De'Aaron Fox 2017 Malik Monk 2017 Shai Gilgeous-Alexander 2018 Kevin Knox 2018 Tyler Herro 2019 Keldon Johnson 2019 Tyrese Maxey 2020 Isaiah Jackson 2021 TyTy Washington Jr. 2022 Chris Livingston 2023 Cason Wallace 2023	2013 2013 2013 2013 2014 2014 2015 2015 2015 2015 2016 2017 2017 2018 2018 2019 2019 2020 2021 2022 2023 2023
Anthony Davis (2012) <i>Adolph Rupp, AP, CBS, Basketball Times, Naismith, Sporting News, USBWA, Wooden</i>	<b>SEC Sixth Man of the Year</b> Darius Miller 2012 (Coaches) Kyle Wiltjer 2013 (Coaches) Devin Booker 2015 (Coaches) Antonio Reeves 2023 (Coaches)	<b>SEC Final Four Team</b> Anthony Davis (MVP) 2012 Michael Kidd-Gilchrist 2012 Doron Lamb 2012 Julius Randle 2014 James Young 2014	2012 2012 2012 2014 2014
Oscar Tshiebwe (2022) <i>AP, CBS, College Hoops Today, NABC, Naismith, Sporting News, The Athletic, The Field of 68, USBWA, USA Today, Wooden</i>	<b>CoSIDA Academic All-America</b> Alex Poythress (2nd) 2016	<b>NCAA All-Regional</b> DeMarcus Cousins 2010 John Wall 2010 Josh Harrellson 2011 Brandon Knight (MVP) 2011 DeAndre Liggins 2011 M. Kidd-Gilchrist (MVP) 2012 Anthony Davis 2012 Doron Lamb 2012 Aaron Harrison 2014 Marcus Lee 2014 Julius Randle (MVP) 2014 Willie Cauley-Stein 2015 Andrew Harrison 2015 Karl-Anthony Towns (MVP) 2015 De'Aaron Fox 2017 Isaac Humphries 2017 Tyler Herro 2019 PJ Washington 2019	2010 2010 2011 2011 2011 2012 2012 2012 2014 2014 2015 2015 2015 2017 2017 2019 2019
<b>All-America Honors (NCAA Recognized)</b> DeMarcus Cousins (2010) <i>AP (1), NABC (2), USBWA (2), SN (2)</i>	<b>All-SEC</b> DeMarcus Cousins (2010) 1st (Coaches/AP) Patrick Patterson (2010) 1st (Coaches)/2nd (AP) John Wall (2010) 1st (Coaches/AP) Terrence Jones (2011) 1st (Coaches/AP) Brandon Knight (2011) 1st (Coaches)/2nd (AP) Anthony Davis (2012) 1st (Coaches/AP) Mike Kidd-Gilchrist (2012) 1st (Coaches/AP) Terrence Jones (2012) 2nd (Coaches/AP) Doron Lamb (2012) 2nd (Coaches) Nerlens Noel (2013) 1st (Coaches/AP) Julius Randle (2014) 1st (Coaches/AP) James Young (2014) 2nd (Coaches) Devin Booker (2015) 2nd (Coaches) Willie Cauley-Stein (2015) 1st (Coaches/AP) Aaron Harrison (2015) 2nd (Coaches/AP) Karl-Anthony Towns (2015) 1st (Coaches/AP) Jamal Murray (2016) 1st (Coaches/AP) Tyler Ulis (2016) 1st (Coaches/AP) Bam Adebayo (2017) 2nd (Coaches/AP) De'Aaron Fox (2017) 1st (Coaches/AP) Malik Monk (2017) 1st (Coaches/AP) Shai G.-Alexander (2018) 2nd (Coaches) Kevin Knox (2018) 1st (Coaches) Tyler Herro (2019) 2nd (Coaches) Keldon Johnson (2019) 2nd (Coaches) PJ Washington (2019) 1st (Coaches/AP) Tyrese Maxey (2020) 2nd (Coaches) Nick Richards (2020) 1st (Coaches/AP) Immanuel Quickley (2020) 1st (Coaches/AP) Oscar Tshiebwe (2022) 1st (Coaches/AP) TyTy Washington Jr. (2022) 2nd (Coaches) Sahvir Wheeler (2022) 2nd (Coaches) Oscar Tshiebwe (2023) 1st (Coaches/AP)	<b>NCAA Final Four Team</b> Anthony Davis (MVP) 2012 Michael Kidd-Gilchrist 2012 Doron Lamb 2012 Julius Randle 2014 James Young 2014	2010 2010 2011 2011 2011 2012 2012 2012 2014 2014 2015 2015 2015 2017 2017 2019 2019
John Wall (2010) <i>AP (1), NABC (1), USBWA (1), SN (1)</i>	<b>Coaches' SEC All-Defensive Team</b> Patrick Patterson 2010 DeAndre Liggins 2011 Anthony Davis 2012 Michael Kidd-Gilchrist 2012 Nerlens Noel 2013 Willie Cauley-Stein 2014 Willie Cauley-Stein 2015 Tyler Ulis 2016 Ashton Hagans 2019 Ashton Hagans 2020 Nick Richards 2020 Isaiah Jackson 2021 Oscar Tshiebwe 2022	<b>SEC All-Tournament Team</b> John Wall (MVP) 2010 Eric Bledsoe 2010 DeMarcus Cousins 2010 Darius Miller (MVP) 2011 Brandon Knight 2011 Josh Harrellson 2011 Anthony Davis 2012 Terrence Jones 2012 Aaron Harrison 2014 Julius Randle 2014 Willie Cauley-Stein (MVP) 2015 Aaron Harrison 2015 Andrew Harrison 2015 Jamal Murray 2016 Tyler Ulis (MVP) 2016 Bam Adebayo 2017 De'Aaron Fox (MVP) 2017 Dominique Hawkins 2017 Wenyen Gabriel 2018 Shai G.-Alexander (MVP) 2018 Kevin Knox 2018	2010 2010 2010 2011 2011 2011 2012 2012 2014 2014 2015 2015 2015 2016 2016 2017 2017 2018 2018 2018
Anthony Davis (2012) <i>AP (1), NABC (1), USBWA (1), SN (1)</i>	<b>SEC Defensive Player of the Year</b> Anthony Davis 2012 (Coaches) Nerlens Noel 2013 (Coaches) Willie Cauley-Stein 2015 (Coaches) Tyler Ulis 2016 (Coaches) Ashton Hagans (shared) 2019 (Coaches)	<b>SEC Freshman (Coaches)/Newcomer (AP) of the Year</b> DeMarcus Cousins 2010 (Coaches) John Wall 2010 (AP) Terrence Jones 2011 (Coaches/AP) Anthony Davis 2012 (Coaches/AP) Nerlens Noel 2013 (Coaches/AP)	2012 2013 2015 2016 2019
Michael Kidd-Gilchrist (2012) <i>USBWA (2), SN (2), AP (3), NABC (3)</i>	<b>SEC Freshman (Coaches)/Newcomer (AP) of the Year</b> DeMarcus Cousins 2010 (Coaches) John Wall 2010 (AP) Terrence Jones 2011 (Coaches/AP) Anthony Davis 2012 (Coaches/AP) Nerlens Noel 2013 (Coaches/AP)		2010 2010 2011 2012 2013
Julius Randle (2014) <i>AP (3), NABC (3)</i>			
Willie Cauley-Stein (2015) <i>AP (1), NABC (1), USBWA (1), SN (1)</i>			
Karl-Anthony Towns (2015) <i>AP (2), NABC (2), SN (3)</i>			
Jamal Murray (2016) <i>AP (3)</i>			
Tyler Ulis (2016) <i>AP (1), SN (1), USBWA (2), NABC (2)</i>			
Malik Monk (2017) <i>SN (2), USBWA (2), NABC (2), AP (2)</i>			
PJ Washington (2019) <i>SN (3), USBWA (3), NABC (3), AP (3)</i>			
Oscar Tshiebwe (2022) <i>SN (1), USBWA (1), NABC (1), AP (1)</i>			
Oscar Tshiebwe (2023) <i>SN (3)</i>			



# COACH CALIPARI

Wooden (95.2%) and is ahead of Krzyzewski (85.8%)

- Calipari is 6-4 vs. the AP top-ranked team in the land, including 3-2 at UK after defeating Michigan State in 2019-20
- According to ESPN, his 60.0% winning percentage against AP top-ranked teams is the best for any head coach

## Dream Maker

As someone who prides himself on helping young men reach their dreams, John Calipari has helped 56 players earn selection in the NBA Draft during his college coaching career, including 45 in his first 13 seasons at UK, more than any other coach.

- Four No. 1 overall selections (Derrick Rose, John Wall, Anthony Davis and Karl-Anthony Towns) during the nine drafts from 2008 to 2016. No other coach has more than three No. 1 picks
- In 2010, five of his UK players were selected in the first round for the first time in NBA history
- His six players in the 2012 and 2015 NBA drafts are the most in the two-round era
- Churned out 45 NBA Draft picks, 34 first-rounders (more than the entire Big Ten during the same time span), three No. 1 selections, seven top-five picks and 22 lottery picks at Kentucky
- Of the 66 full-time scholarship players who have finished their college careers at Kentucky under Calipari (did not transfer or leave the program early), 45 have been selected in the NBA Draft, a 68.2% success rate. Another eight of those made the NBA. This does not include the late Terrence Clarke
- Of the 32 players at UK who have declared for the NBA Draft at the conclusion of their freshman seasons, 29 have been first-round picks. All previous players have played game in the NBA. He is 33 for 36 when including his players from Memphis. This does not include the late Terrence Clarke
- Only coach to produce the top two picks in the same draft (2012, Davis and Michael Kidd-Gilchrist)
- Produced a top-10 pick in 12 straight drafts from 2008-19, the only school to do so during that time period
- Ten of his former players have been named NBA All-Stars (32 total and all since 2010), seven have been tabbed All-NBA (13 times), three were named NBA Rookie of the Year, and 15 players from Calipari's first 12 teams at UK have made the NBA All-Rookie teams. Rose was named NBA MVP in 2011 and Davis won NBA All-Star MVP honors in 2017
- He is the only coach in history to have a former player win each of the following awards: NBA Rookie of the Year, NBA Sixth Man of the Year, NBA Most Improved Player of the Year and MVP

## The Success Rate

John Calipari has graduated 100% of the players (25 of 25) who have been eligible to receive their diploma by the end of their senior years and exhausted their athletic eligibility. Of that group, Brad Calipari, current Wildcat Brennan Canada, Zan Payne, Patrick Patterson, Jarrod Polson and Alex Poythress completed their degrees in three years.

In the NCAA's Academic Progress Rate, which measures eligibility, retention and graduation, Kentucky has posted a single-year Academic Progress Rate of 977 or higher in every season under Calipari, including a perfect 1,000 in six of the last seven single-year reports (numbers were not released last year due to the COVID-19 pandemic).

UK's four-year composite score in the most recent report, which was released in May 2020, was a 994 out of 1,000, earning the team an NCAA academic award for the sixth year in a row for finishing in the top 10% of Division I men's basketball programs.

## Developing Talent

John Calipari hasn't just signed the best talent in the country while he's been at Kentucky; he's been the best at developing that talent and getting it ready for the next level.

Of the 43 top-25 Rivals.com players Kentucky has signed who did not transfer or leave the program early (and aren't still actively playing at UK), 37 were drafted and 29 were selected in the first round. This note does not include the late Terrence Clarke. But that's only half the story. Calipari's players don't just make it to the pros, they're better prepared than anyone else. The proof is in the numbers.

Entering the 2022-23 NBA season, Calipari's NBA pros had amassed more than \$3.5 billion in career NBA contracts, which doesn't include endorsement deals and overseas contracts. Of his UK players in the NBA, they have more than \$3 billion in career contracts.

There's more: Of UK's 22 lottery picks in the Calipari era, 20 have earned second contracts in the NBA with 12 of them cashing in on max contracts. The two who haven't earned second contracts, have been drafted in the last four years and are still on their rookie deal. Since Calipari's first draft class, 33 lottery selections have earned max contracts in the NBA. Twelve of those players are Kentucky alums. Duke (four), UConn (two), Georgetown (two) and Kansas (two) are the only other programs to have multiple lottery selections earn a max contract.

## Double-Digit Win Streaks

John Calipari's teams have posted 19 streaks of 10 or more wins at Kentucky, Memphis and UMass, including six at UK. They have won 15 or more straight games nine times, 20 or more six times, 25 or more five times, and 30 or more once. Of course, the most famous streak was the 38-0 start during the 2014-15 season.

1. 38 Kentucky, 2014-15	6. 24 Kentucky, 2011-12	T10. 14 UMass, 1991-92	T16. 10 Kentucky, 2018-19
2. 27 Memphis, 2008-09	7. 19 Kentucky, 2009-10	T12. 12 Memphis, 2007-08	T16. 10 Kentucky, 2010-11
T3. 26 Memphis, 2007-08	8. 16 UMass, 1994-95	T12. 12 Memphis, 2002-03	T16. 10 Memphis, 2001-02
T3. 26 UMass, 1995-96	9. 15 Memphis, 2005-06	T12. 12 UMass, 1992-93T	16. 10 UMass, 1993-94
5. 25 Memphis, 2006-07	T10. 14 Kentucky, 2016-17	15. 11 Memphis, 2003-04	

## Calipari Nearly Perfect vs. Former Assistants

John Calipari has made it known that he doesn't enjoy coaching against friends. That hasn't stopped him from winning anyway. Calipari is 19-1 all-time when coaching against former assistants with a win over Kenny Payne and Louisville on Dec. 31, 2022 in his most recent matchup. He suffered his first and only loss to a former assistant against former Memphis assistant Josh Pastner, now the head coach of Georgia Tech, on Dec. 6, 2020.

- Orlando Antigua - 1-0
- Derek Kellogg - 1-0
- Steve Roccaforte - 2-0
- Tony Barbee - 9-0
- Chuck Martin - 2-0
- Kenny Payne - 1-0
- Bruiser Flint - 2-0
- Josh Pastner - 1-1

## Recruiting Trail

The Wildcats have signed more top-25 players under John Calipari's than any other school. Nearly a quarter of all Rivals' top-10 prospects over the past 15 classes have signed with Coach Cal and the Cats. The following list is freshman signees only.

PLAYER (YEAR)	ESPN	RIVALS	247	MCD	JB
Aaron Bradshaw ('23)	4	5	4	Y	Y
Robert Dillingham ('23)	11	7	9	Y	Y
Justin Edwards ('23)	1	4	2	Y	Y
Reed Sheppard ('23)	21	22	30	Y	Y
D.J. Wagner ('23)	2	3	3	Y	Y
Chris Livingston ('22)	12	11	12	Y	Y
Ugonna Onyenso ('22)	35*	35	39		
Adou Thiero ('22)	NR	NR	165		
Cason Wallace ('22)	20	8	8	Y	Y
Daimion Collins ('21)	19	18	13	Y	Y
Bryce Hopkins ('21)	33	38	43	Y	
Shaedon Sharpe ('21)	1*	1*	1*		
TyTy Washington Jr. ('21)	14	14	19	Y	Y
Devin Askew ('20)	26	33	37	Y	Y
Brandon Boston Jr. ('20)	7	5	6	Y	Y
Terrence Clarke ('20)	10	8	10	Y	Y
Cam/Ron Fletcher ('20)	61	49	80		
Isaiah Jackson ('20)	34	28	34	Y	
Lance Ware ('20)	46	36	43		
Kareem Watkins ('20)	NR@	NR@	NR@		
Dontaie Allen ('19)	NR	NR	98		
Keion Brooks Jr. ('19)	36	29	14	Y	
Brennan Canada ('19)	NR@	NR@	NR@		
Johanny Juzang ('19)	30	34	31		
Tyrese Maxey ('19)	13	10	10	Y	Y
Kahlil Whitney ('19)	12	14	11	Y	Y
Ashton Hagans ('18)	20	13	12		
Tyler Herro ('18)	30	36	38	Y	Y
Keldon Johnson ('18)	7	15	18	Y	Y
EJ Montgomery ('18)	14	11	6	Y	Y
Zan Payne ('18)	NR	NR	NR		
Immanuel Quickley ('18)	25	22	19	Y	
Jemari Baker Jr. ('17)	66	82	90		
Hamidou Diallo ('17)	11*	10*	11		
Shai Gilgeous-Alexander ('17)	35	34	20		
Quade Green ('17)	24	22	33	Y	Y
Kevin Knox ('17)	10	10	18	Y	Y
Nick Richards ('17)	17	17	15	Y	Y
Jarred Vanderbilt ('17)	19	14	12	Y	Y
PJ Washington ('17)	12	15	9	Y	Y
Bam Adebayo ('16)	5	7	12	Y	Y
Brad Calipari ('16)	NR	NR	NR		
De'Aaron Fox ('16)	6	6	6	Y	Y
Wenyen Gabriel ('16)	14	13	14	Y	Y
Sacha Killeya-Jones ('16)	24	24	25	Y	Y
Malik Monk ('16)	9	9	10	Y	Y
Tai Wynyard ('16)	NR	NR	NR		
Isaiah Briscoe ('15)	13	10	16	Y	Y
Jonny David ('15)	NR@	NR@	NR@		
Isaac Humphries ('15)	49	NR^	62		
Skal Labissiere ('15)	2	1	2	Y	
Charles Matthews ('15)	42	48	74	Y	
Jamal Murray ('15)	NA*	9	10		
Devin Booker ('14)	18	29	22	Y	Y
Trey Lyles ('14)	6	13	17	Y	Y
Karl-Anthony Towns ('14)	9	5	2	Y	Y
Tyler Ulis ('14)	25	21	20	Y	Y
EJ Floreal ('13)	NR@	NR@	NR@		
Aaron Harrison ('13)	9	7	5	Y	Y
Andrew Harrison ('13)	5	5	3	Y	Y
Dominique Hawkins ('13)	NR	NR	151		
Dakari Johnson ('13)	7	9	8	Y	Y
Marcus Lee ('13)	25	19	14	Y	Y
Julius Randle ('13)	3	2	2	Y	Y
Derek Willis ('13)	NR	115	58		
James Young ('13)	8	11	10	Y	Y
Archie Goodwin ('12)	15	14	18	Y	Y
Willie Cauley-Stein ('12)	40	40	47		
Nerlens Noel ('12)	1	2	1	Y	
Alex Poythress ('12)	13	8	7	Y	Y
Anthony Davis ('11)	1	2	1	Y	Y
Michael Kidd-Gilchrist ('11)	4	3	2	Y	Y
Sam Malone ('11)	NR@	NR@	NR@		
Brian Long ('11)	NR@	NR@	NR@		
Marquis Teague ('11)	8	5	6	Y	Y
Kyle Wiltjer ('11)	19	22	21	Y	Y
Terrence Jones ('10)	9	13	8*	Y	Y
Enes Kanter ('10)	25	3	3*		
Brandon Knight ('10)	4	6	6*	Y	Y
Doron Lamb ('10)	29	21	28*	Y	Y
Jarrod Polson ('10)	NR@	NR@	NR* @		
Stacey Poole, Jr. ('10)	51	33	67*		
Eric Bledsoe ('09)	NR	NR	37*		
DeMarcus Cousins ('09)	4	2	3*	Y	Y
Jon Hood ('09)	92	40	46*		
Daniel Orton ('09)	13	22	17*	Y	
John Wall ('09)	5	1	2*	Y	

<b>Top-10 Players</b>	<b>27</b>	<b>31</b>	<b>31</b>	
<b>Top-25 Players</b>	<b>54</b>	<b>56</b>	<b>55</b>	
<b>Top-50 Players</b>	<b>67</b>	<b>71</b>	<b>68</b>	
<b>McDonald's All-Americans</b>				<b>44</b>
<b>Jordan Brand Classic All-Americans</b>				<b>53</b>

\* Scout.com ranking | ~ final ranking in the 2023, 2022, 2017 classes before early enrollment | ^ reclassified after final rankings were released @ originally joined team as walk-on



# COACH CALIPARI

## UK vs. AP Ranked Foes Under Cal

Record: 69-48 (.590)

vs. No. 10 TENNESSEE	Feb. 18, 2023	W, 66-54	at No. 7 Florida	Feb. 12, 2013	L, 69-52
vs. No. 9 KANSAS	Jan. 28, 2023	L, 77-68	at No. 16 Ole Miss	Jan. 29, 2013	W, 87-74
at No. 5 Tennessee	Jan. 14, 2023	W, 63-56	at No. 4 Louisville	Dec. 29, 2012	L, 80-77
at No. 7 Alabama	Jan. 7, 2023	L, 78-52	vs. No. 9 Duke (Atlanta)	Nov. 13, 2012	L, 75-68
vs. No. 16 UCLA (New York)	Dec. 17, 2022	L, 63-53	vs. No. 6 Kansas (NCAAT)	April 2, 2012	W, 67-59
at No. 2 Gonzaga	Nov. 20, 2022	L, 88-72	vs. No. 17 Louisville (NCAAT)	March 31, 2012	W, 69-61
vs. No. 9 Tennessee (SECT)	March 12, 2022	L, 69-62	vs. No. 9 Baylor (NCAAT)	March 25, 2012	W, 82-70
at No. 18 Arkansas	Feb. 26, 2022	L, 75-73	vs. No. 16 Indiana (NCAAT)	March 23, 2012	W, 87-71
vs. No. 25 ALABAMA	Feb. 19, 2022	W, 90-81	vs. No. 22 Florida (SECT)	March 10, 2012	W, 74-71
at No. 16 Tennessee	Feb. 15, 2022	L, 76-63	at No. 16 Florida	March 4, 2012	W, 74-59
at No. 5 Kansas	Jan. 29, 2022	W, 80-62	vs. No. 8 FLORIDA	Feb. 7, 2012	W, 78-58
at No. 2 Auburn	Jan. 22, 2022	L, 80-71	vs. No. 4 LOUISVILLE	Dec. 31, 2011	W, 69-62
vs. No. 22 TENNESSEE	Jan. 15, 2022	W, 107-79	vs. No. 5 NORTH CAROLINA	Dec. 3, 2011	W, 73-72
at No. 21 LSU	Jan. 4, 2022	L, 65-60	vs. No. 12 Kansas (New York)	Nov. 15, 2011	W, 75-65
vs. No. 9 Duke	Nov. 9, 2021	L, 79-71	vs. No. 9 UConn (NCAAT)	April 2, 2011	L, 56-55
at No. 19 Tennessee	Feb. 20, 2021	W, 70-55	vs. No. 7 N. Carolina (NCAAT)	March 27, 2011	W, 76-69
vs. No. 11 TENNESSEE	Feb. 6, 2021	L, 82-71	vs. No. 1 Ohio State (NCAAT)	March 25, 2011	W, 62-60
at No. 18 Missouri	Feb. 3, 2021	L, 75-70	vs. No. 22 W. Virginia (NCAAT)	March 19, 2011	W, 71-63
at No. 9 Alabama	Jan. 26, 2021	L, 70-59	vs. No. 12 Florida (SECT)	March 13, 2011	W, 70-54
vs. No. 22 N. Carolina (Cleveland)	Dec. 19, 2020	L, 75-63	vs. No. 21 VANDERBILT	March 1, 2011	W, 68-66
vs. No. 7 Kansas (Indianapolis)	Dec. 1, 2020	L, 65-62	vs. No. 13 FLORIDA	Feb. 26, 2011	W, 76-68
vs. No. 15 AUBURN	Feb. 29, 2020	W, 73-66	at No. 21 Vanderbilt	Feb. 12, 2011	L, 81-77
at No. 17 Auburn	Feb. 1, 2020	L, 75-66	at No. 22 Louisville	Dec. 31, 2010	W, 78-63
at No. 18 Texas Tech	Jan. 25, 2020	W, 78-76 <sup>OT</sup>	vs. No. 23 Notre Dame (Louisville)	Dec. 8, 2010	W, 72-58
vs. No. 3 LOUISVILLE	Dec. 28, 2019	W, 78-70 <sup>OT</sup>	vs. No. 13 Washington (Maui)	Nov. 23, 2010	W, 74-67
vs. No. 5 Ohio State (Las Vegas)	Dec. 21, 2019	L, 71-65	vs. No. 6 West Virginia (NCAAT)	March 27, 2010	L, 73-66
vs. No. 1 Mich. State (New York)	Nov. 5, 2019	W, 69-62	vs. No. 15 Tennessee (SECT)	March 13, 2010	W, 74-45
vs. No. 14 Auburn (NCAAT)	March 31, 2019	L, 77-71 <sup>OT</sup>	at No. 19 Tennessee	Feb. 27, 2010	L, 74-65
vs. No. 11 Houston (NCAAT)	March 29, 2019	W, 62-58	at No. 17 Vanderbilt	Feb. 20, 2010	W, 58-56
vs. No. 19 Wofford (NCAAT)	March 23, 2019	W, 62-56	vs. No. 12 TENNESSEE	Feb. 13, 2010	W, 73-62
vs. No. 8 Tennessee (SECT)	March 16, 2019	L, 82-78	vs. No. 25 OLE MISS	Feb. 2, 2010	W, 85-75
at No. 7 Tennessee	March 2, 2019	L, 71-52	vs. No. 21 VANDERBILT	Jan. 30, 2010	W, 85-72
vs. No. 1 TENNESSEE	Feb. 16, 2019	W, 86-69	vs. No. 14 UConn (New York)	Dec. 9, 2009	W, 64-61
vs. No. 19 LSU	Feb. 13, 2019	L, 73-71	vs. No. 10 NORTH CAROLINA	Dec. 5, 2009	W, 68-66
vs. No. 9 KANSAS	Jan. 26, 2019	W, 71-63			
vs. No. 22 MISSISSIPPI STATE	Jan. 22, 2019	W, 76-55			
at No. 14 Auburn	Jan. 19, 2019	W, 82-80			
vs. No. 9 N. Carolina (Chicago)	Dec. 22, 2018	W, 80-72			
vs. No. 4 Duke (Indianapolis)	Nov. 6, 2018	L, 118-84			
vs. No. 13 Tennessee (SECT)	March 11, 2018	W, 77-72			
at No. 10 Auburn	Feb. 14, 2018	L, 76-66			
vs. No. 15 TENNESSEE	Feb. 6, 2018	L, 61-59			
at No. 7 West Virginia	Jan. 27, 2018	W, 83-76			
at No. 23 Tennessee	Jan. 6, 2018	L, 76-65			
vs. No. 4 Kansas (Chicago)	Nov. 14, 2017	L, 65-61			
vs. No. 6 N. Carolina (NCAAT)	March 26, 2017	L, 75-73			
vs. No. 8 UCLA (NCAAT)	March 24, 2017	W, 86-75			
vs. No. 19 Wichita State (NCAAT)	March 19, 2017	W, 65-62			
vs. No. 13 FLORIDA	Feb. 25, 2017	W, 76-66			
at No. 24 Florida	Feb. 4, 2017	L, 88-66			
vs. No. 2 KANSAS	Jan. 28, 2017	L, 79-73			
vs. No. 24 SOUTH CAROLINA	Jan. 21, 2017	W, 85-69			
at No. 10 Louisville	Dec. 21, 2016	L, 73-70			
vs. No. 7 N. Carolina (Las Vegas)	Dec. 17, 2016	W, 103-100			
vs. No. 11 UCLA	Dec. 3, 2016	L, 97-92			
vs. No. 13 Mich. State (New York)	Nov. 15, 2016	W, 69-48			
vs. No. 14 Indiana (NCAAT)	March 19, 2016	L, 73-67			
vs. No. 17 Texas A&M (SECT)	March 13, 2016	W, 82-77			
at No. 4 Kansas	Jan. 30, 2016	L, 90-84			
vs. No. 16 LOUISVILLE	Dec. 27, 2015	W, 75-73			
vs. No. 5 Duke (Chicago)	Nov. 17, 2015	W, 74-63			
vs. No. 3 Wisconsin (NCAAT)	April 4, 2015	L, 71-64			
vs. No. 8 Notre Dame (NCAAT)	March 28, 2015	W, 68-66			
vs. No. 20 W. Virginia (NCAAT)	March 26, 2015	W, 78-39			
vs. No. 21 Arkansas (SECT)	March 15, 2015	W, 78-63			
vs. No. 18 ARKANSAS	Feb. 28, 2015	W, 84-67			
at No. 4 Louisville	Dec. 27, 2014	W, 58-50			
vs. No. 21 NORTH CAROLINA	Dec. 13, 2014	W, 84-70			
vs. No. 6 TEXAS	Dec. 5, 2014	W, 63-51			
vs. No. 5 Kansas (Indianapolis)	Nov. 18, 2014	W, 72-40			
vs. No. 18 UConn (NCAAT)	April 7, 2014	L, 60-54			
vs. No. 12 Wisconsin (NCAAT)	April 5, 2014	W, 74-73			
vs. No. 7 Michigan (NCAAT)	March 30, 2014	W, 75-72			
vs. No. 5 Louisville (NCAAT)	March 28, 2014	W, 74-69			
vs. No. 2 Wichita State (NCAAT)	March 23, 2014	W, 78-76			
vs. No. 1 Florida (SECT)	March 16, 2014	L, 61-60			
at No. 1 Florida	March 8, 2014	L, 84-65			
vs. No. 3 FLORIDA	Feb. 15, 2014	L, 69-59			
vs. No. 4 LOUISVILLE	Dec. 28, 2013	W, 73-66			
at No. 18 North Carolina	Dec. 14, 2013	L, 82-77			
vs. No. 20 Baylor (Dallas)	Dec. 6, 2013	L, 67-62			
vs. No. 2 Mich. State (Chicago)	Nov. 12, 2013	L, 78-74			
vs. No. 11 FLORIDA	March 9, 2013	W, 61-57			

### Calipari's Record at Kentucky ...

vs. No. 1	3-2	vs. Top 25	69-48
vs. Top 3	5-8	Home	25-7
vs. Top 5	14-13	Away	11-21
vs. Top 10	28-28	Neutral	33-20
vs. Top 15	43-33	SEC Tourney	6-3
vs. Top 20	56-43	NCAA Tourney	17-7

## #LaFamilia NBA Awards

<b>NBA Player of the Year</b>		<b>NBA All-Star Team</b>	
Derrick Rose	2011	Bam Adebayo	2023
<b>NBA Rookie of the Year</b>		De'Aaron Fox	2023
Karl-Anthony Towns	2016	Shai Gilgeous-Alexander	2023
Tyreke Evans	2010	Julius Randle	2023
Derrick Rose	2009	Devin Booker	2022
<b>NBA Defensive Player of the Year</b>		Karl-Anthony Towns	2022
Marcus Camby	2007	Devin Booker	2021
<b>NBA Most Improved Player of the Year</b>		Anthony Davis	2021
Julius Randle	2021	Julius Randle	2021
<b>NBA Sixth Man of the Year</b>		Bam Adebayo	2020
Tyler Herro	2022	Devin Booker	2020
<b>NBA Cares Community Assist Award</b>		Anthony Davis	2020
Devin Booker	2021	Anthony Davis	2020
D. Cousins (offseason)	2017	John Wall	2018
John Wall	2016	DeMarcus Cousins	2018
<b>All-NBA Team</b>		John Wall	2018
Devin Booker (1st)	2022	DeMarcus Cousins	2017
Karl-Anthony Towns (3rd)	2022	Anthony Davis	2017
Julius Randle (2nd)	2021	John Wall	2017
Anthony Davis (1st)	2020	DeMarcus Cousins	2016
Anthony Davis (1st)	2018	Anthony Davis	2016
Karl-Anthony Towns (3rd)	2018	John Wall	2016
Anthony Davis (1st)	2017	DeMarcus Cousins	2015
John Wall (3rd)	2017	Anthony Davis	2015
DeMarcus Cousins (2nd)	2016	John Wall	2015
Anthony Davis (1st)	2015	Anthony Davis	2014
DeMarcus Cousins (2nd)	2015	John Wall	2014
Derrick Rose (1st)	2012	Derrick Rose	2012
Derrick Rose (1st)	2011	Derrick Rose	2011
<b>All-NBA Rookie Team</b>		<b>All-Star Game MVP</b>	
Immanuel Quickley (2nd)	2021	Anthony Davis	2017
Tyler Herro (2nd)	2020	<b>Rising Stars Challenge MVP</b>	
PJ Washington (2nd)	2020	Jamal Murray	2017
S. Gilgeous-Alexander (2nd)	2019	John Wall	2011
Jamal Murray (2nd)	2017	Tyreke Evans	2010
Karl-Anthony Towns (1st)	2016	<b>Slam Dunk Contest Winner</b>	
Devin Booker (1st)	2016	Hamidou Diallo	2019
Willie Cauley-Stein (2nd)	2016	John Wall	2014
Nerlens Noel (1st)	2015	<b>3-Point Contest Winner</b>	
Anthony Davis (1st)	2013	Karl-Anthony Towns	2022
M. Kidd-Gilchrist (2nd)	2013	Devin Booker	2018
Brandon Knight (1st)	2012	<b>Skills Challenge Winner</b>	
DeMarcus Cousins (1st)	2011	Bam Adebayo	2020
John Wall (1st)	2011	Karl-Anthony Towns	2016
Eric Bledsoe (2nd)	2011	Derrick Rose	2009
Tyreke Evans (1st)	2010		
Derrick Rose (1st)	2010		
Marcus Camby (1st)	1997		
<b>All-NBA Defensive Team</b>			
Bam Adebayo (2nd)	2022		
Bam Adebayo (2nd)	2021		
Bam Adebayo (2nd)	2020		
Anthony Davis (1st)	2020		
Eric Bledsoe (2nd)	2020		
Eric Bledsoe (1st)	2019		
Anthony Davis (1st)	2018		
Anthony Davis (2nd)	2017		
Anthony Davis (2nd)	2015		
John Wall (2nd)	2015		
Marcus Camby (1st)	2008		
Marcus Camby (1st)	2007		
Marcus Camby (2nd)	2006		
Marcus Camby (2nd)	2005		



# CATS IN THE NBA



## BAM ADEBAYO (Miami Heat)

- 2020 and 2023 NBA All-Star is a three-time selection to the All-NBA Defensive Second Team
- In his sixth season with the Miami Heat, is averaging a career-best 21.3 points per game



## DEVIN BOOKER (Phoenix Suns)

- First-team selection to the All-NBA Team in 2022 and a three-time NBA All-Star
- In his eighth season with the Phoenix Suns, is the franchise's all-time 3-point leader



## BRANDON BOSTON JR. (LA Clippers)

- Second-round pick in the 2021 draft and traded to the Clippers
- Averaging 6.8 points and 1.4 rebounds per game in 11.8 minutes per contest



## ANTHONY DAVIS (LA Lakers)

- NBA Champion in 2020, four-time All-NBA selection, eight-time NBA All-Star and All-Star MVP in 2017
- Dec. 5 Western Conference Player of the Week is averaging 26.4 points and 12.3 boards per game



## HAMIDOU DIALLO (Detroit Pistons)

- Seen action in more than 200 games as a pro, and averaged a career-best 11.9 ppg in 2021
- In his sixth NBA season, is going for 9.3 points per game while shooting 57.8% from the field



## DE'AARON FOX (Sacramento Kings)

- Averaged a career-best 25.2 points per game in 2020-21
- 2023 NBA All-Star and a Nov. 21 Western Conference Player of the Week



## WENYEN GABRIEL (LA Lakers)

- Undrafted player who has seen action in five NBA seasons, averaging 6.7 ppg in 2021-22
- In his second season with the Lakers, is averaging 5.9 points and 4.0 rebounds per game



## SHAI GILGEOUS-ALEXANDER (OKC Thunder)

- Named a 2023 All-Star in his fifth NBA season and fourth with the Thunder
- Averaging a career-high 31.1 points to go along with 5.7 assists and 4.8 boards per game



## TYLER HERRO (Miami Heat)

- Claimed NBA Sixth Man of the Year honors in 2022, signed a four-year \$130 extension in October
- In his fourth season with the Miami Heat, is going for 20.4 points and 5.6 boards per game



## ISAIAH JACKSON (Indianapolis Pacers)

- Drafted 22nd overall by Indianapolis in 2021, averaged 8.3 points and 1.4 blocks as a rookie
- Averaging 6.7 points, 4.0 rebounds and 1.5 blocks per game in 2022-23



## KELDON JOHNSON (San Antonio Spurs)

- Signed a four-year, \$80 million extension with San Antonio in August
- Averaging a career-high 21.6 points to go along with 4.8 rebounds per game



## KEVIN KNOX II (Portland Trail Blazers)

- Ninth overall pick in the 2018 NBA Draft and is in his fifth season
- Averaging 5.1 points and 2.3 rebounds per game



## TREY LYLES (Sacramento Kings)

- In his eighth season and second with the Kings after being selected 12th overall in 2015
- Averaging 7.6 points and 3.8 rebounds per contest



## TYRESE MAXEY (Philadelphia 76ers)

- Named the November Cares Community Assist Award winner in 2022
- Averaging 20.0 points, 3.5 assists and 2.8 boards per game



## MALIK MONK (Sacramento Kings)

- Signed with the Kings in the offseason, and is playing in his sixth NBA season
- Going for 13.6 points, 3.9 assists and 2.6 rebounds per game



## JAMAL MURRAY (Denver Nuggets)

- Returned to action for the Nuggets after missing the entire 2021-22 season following an ACL injury
- Averaging 20.2 points, 6.0 assists and 4.1 rebounds per contest



## NERLENS NOEL (Brooklyn Nets)

- Signed with Brooklyn in March after spending the first half of the season in Detroit
- Averaging 2.3 points and 2.6 boards in his ninth NBA season



## IMMANUEL QUICKLEY (New York Knicks)

- In his third NBA season with the Knicks after being selected 25th in 2020
- Averaging 13.4 points, 4.1 rebounds and 3.1 assists in 28.0 minutes per game



## JULIUS RANDLE (New York Knicks)

- The 2021 NBA Most Improved Player is a 2021 and 2023 NBA All-Star
- Averaging a career-high 25.4 points to go along with 10.4 rebounds and 4.2 assists per game



## NICK RICHARDS (Charlotte Hornets)

- In his third NBA seasons with the Charlotte Hornets
- Averaging 7.7 points and 5.7 rebounds per game while shooting 60.6% from the field



## OLIVIER SARR (Oklahoma City Thunder)

- Signed with the Blazers in the offseason as a free agent, was released and signed with OKC
- Appeared in 22 games during his rookie season with OKC and averaged 7.0 points per game



## SHAEDON SHARPE (Portland Trail Blazers)

- Drafted seventh overall by the Blazers in the 2022 NBA Draft
- Averaging 7.9 points and 2.6 rebounds in 20.4 minutes per contest



## KARL-ANTHONY TOWNS (Minnesota Timberwolves)

- NBA Rookie of the Year in 2016, three-time NBA All-Star and two-time All-NBA Third Team selection
- Has battled a calf injury for most of the season, averaging 20.8 points, 8.2 boards and 5.3 assists



## JARRED VANDERBILT (LA Lakers)

- Selected 41st overall in 2018, in his sixth NBA season
- Averaging a career-best 8.3 points to go along with 7.9 rebounds and 2.6 assists per game



## JOHN WALL (Free Agent)

- Kentucky's first No. 1 overall selection was an All-NBA Third Team selection in 2017
- Five-time NBA All-Star is averaging 11.4 points and 5.2 assists per game



## PJ WASHINGTON JR. (Charlotte Hornets)

- In his fourth season with Charlotte after being picked 12th overall in 2019
- Averaging 15.2 points, 4.8 rebounds and 2.4 assists per game



## TYTY WASHINGTON JR. (Houston Rockets)

- Taken 29th overall by the Grizzlies and traded to Houston during the 2022 NBA Draft
- Averaging 4.9 points, 1.4 rebounds and 1.7 assists in 14.2 minutes per game in his rookie season

## Player Spotlight



Immanuel Quickley poured in a career-high 38 points and played in a career-high 55 minutes in New York's win at Boston on March 5. He is the only player in the NBA this season to play at least 55 minutes and the only player to play more than 50 minutes in two games. Quickley is making a strong case for NBA Sixth Man of the Year honors. He's averaging a career-best 13.4 points per game and shooting 45% from the field. He was the 2020 SEC Player of the Year and an All-American for the Wildcats after averaging 16.1 points per game and draining 42.8% of his shots from long range. He scored in double-figures in 20 straight games to end the season and had 20+ in six of the last 13.

Scan for updated stats, news and more on each player ...



# COACH CALIPARI

A “players-first” coach with a penchant for helping people reach their dreams, John Calipari, a Naismith Memorial Basketball Hall of Famer, has guided six teams to the Final Four, led one to a national championship and helped 54 players earn selection in the NBA Draft during his 30-year college coaching career.

Calipari guided Kentucky to its eighth national championship and his first national title in 2012. In becoming only the second coach in NCAA history to lead three different schools to the Final Four, he has racked up more than 800 on-court victories, 21 NCAA Tournament on-court appearances, six Final Fours and numerous national coach of the year honors.

From UMass to Memphis and now Kentucky, Calipari’s career has been successful throughout, but his most recent run in Lexington has been the best stretch of his career. During Calipari’s first 13 seasons at UK, he has led all coaches in NCAA Tournament wins (31), Final Fours (four), Elite Eights (seven) and Sweet 16s (eight).

In 2015, Coach Cal led college basketball’s first ever 38-0 team, and became one of just three coaches to make four Final Fours in a five-year span. At the end of the season, Calipari became the 96th coach to join the Naismith Memorial Basketball Hall of Fame.

While building a program out of obscurity at UMass, laying the foundation at Memphis and restoring luster at the sport’s greatest program at Kentucky, he totaled the second-most wins in NCAA history in the first 20 years of a college coaching career.

Quite honestly, though, Calipari’s on-court success overshadows a much more significant picture.

In his goal to lead a players-first program, he has helped more than 50 young men realize their dreams and reach the NBA level with 56 players earning NBA Draft selections, including a record five first-round draft picks in 2010. Two years later, six Wildcats heard their names called at the 2012 draft, the most in the two-round draft era. UK, with Calipari’s help, would tie those six picks again in 2015, including a record-tying four lottery selections. His four No. 1 overall picks are more than any other coach, and he has had 45 players drafted during his first 13 years at Kentucky, including 34 first-round picks.

Calipari’s players have entered the league NBA-ready. His players have garnered 32 All-Star selections -- all since 2010 -- with Anthony Davis winning the game’s MVP honor in 2017. Derrick Rose was named NBA MVP in 2011. Six of his players have been tabbed All-NBA (11 times), three have been named NBA Rookie of the Year and 15 players from Calipari’s first 12 teams at Kentucky have made the NBA All-Rookie teams. He is the only coach in history to have a player win each of the NBA’s major honors: MVP, Rookie of the Year, Most Improved Player and Sixth Man of the Year.

Much like he did at UMass, where his players graduated at nearly 80%, Calipari has stressed academics. Seventeen of his last 20 seniors at Memphis earned their bachelor’s degrees, and all 23 players at UK who were eligible to graduate by the end of their senior years walked away with a diploma in hand, including five players who earned their degree in just three years. Calipari’s teams routinely have posted a combined team grade-point average of 3.0 or better.

Calipari has raised millions of dollars to help the lives of those in need in the Commonwealth and beyond. He has had a particular passion to assist those impacted by natural disasters. For instance, in 2010, he used a telethon to raise more than \$1 million for victims of the devastating earthquake in Haiti. He followed that up with telethons in 2012, raising \$1 million for victims of Superstorm Sandy, in 2017 for victims of Hurricane Harvey, played a leading role in the “Kentucky United” efforts that generated more than \$5 million for victims of devastating tornadoes in Western Kentucky in 2021, and raised nearly \$4 million with the Kentucky Flood Relief Telethon and open practice at Rupp Arena in 2022.

Calipari launched his foundation in 2012, and since then the foundation has worked with several key partners and donated more than \$1.5 million, a figure that does not include matching funds that have been contributed from individuals and corporations. In 2013, Calipari initiated hosting an annual alumni weekend around his basketball fantasy experience with the intent to raise money for charity. After generating \$350,000 for selected organizations and charities during the inaugural game, the weekend has generated millions of dollars for charity since its inception.

In 2019, when federal workers were without pay due to a government shutdown, he, his wife and his foundation assisted workers with financial help and grocery gift cards. He and his wife, Ellen, teamed up with Fayette County Public Schools to help families in need during the COVID-19 pandemic.

His latest efforts include spearheading the creation of the John McLendon Minority Leadership Initiative, a nationwide coach-driven initiative to provide minorities a jump-start to their careers through practical experiences, opportunities to build their network and instilling the values of John McLendon: integrity, education, leadership and mentorship. Participants in the initiative will be known as MLI Future Leaders.

In 2017, Coach Cal was named the head coach of the 2017 USA Basketball Men’s U19 World Cup Team, which finished third at the 2017 FIBA U19 World Cup in Cairo.

Author of five books, including the New York Times Best Seller “Players First: Coaching from the Inside Out,” Calipari is a master of communication and maximizing talent. He lives by the motto that “it’s never a matter of how far you have fallen, but instead it’s about how high you bounce back.”



## BIOGRAPHICAL INFORMATION

**Date of Birth:** Feb. 10, 1959 | **Wife:** Ellen  
**Children:** Erin, Megan, Brad

### Education

Clarion State (1982)

### Head Coaching Experience

University of Massachusetts (1989-96)

New Jersey Nets (NBA) (1997-99)

University of Memphis (2001-09)

University of Kentucky (2010-present)

## COACHING AWARDS

- 2022 Jefferson Award
- 2022 Conference USA Hall of Fame
- 2021 NABC Guardians of the Game Pillar Award - Inclusion
- NABC District 20 Coach of the Year
- USBWA District IV Coach of the Year
- 2020 SEC Coach of the Year (Coaches)
- 2019 *The Sporting News* Coach of the Decade
- 2018 Naismith Hall of Fame 'Service Above Self' Honoree
- 2018 NABC Metropolitan Award
- 2015 Naismith Memorial Basketball Hall of Fame Inductee
- 2015 AP National Coach of the Year
- 2015 Naismith National Coach of the Year
- 2015 NABC National Coach of the Year
- 2015 The Sporting News National Coach of the Year
- 2015 Adolph Rupp National Coach of the Year
- 2015 SEC Coach of the Year (AP/Coaches)
- 2015 USBWA District IV Coach of the Year
- 2012 Nell & John Wooden Coach of the Year Leadership Award
- 2012 Naismith National Coach of the Year Finalist
- 2012 SEC Coach of the Year (AP/Coaches)
- 2010 Adolph Rupp National Coach of the Year
- 2010 Naismith National Coach of the Year Finalist
- 2010 SEC Coach of the Year (AP)
- 2010 *Sporting News* SEC Coach of the Year
- 2010 Yahoo! Sports SEC Coach of the Year
- 2010 USBWA District IV Coach of the Year
- 2009 NABC National Co-Coach of the Year
- 2009 *Sports Illustrated* National Coach of the Year
- 2009 Phelan National Coach of the Year
- 2009 Iba National Coach of the Year Finalist
- 2009 C-USA Coach of the Year
- 2008 Naismith National Coach of the Year
- 2008 C-USA Coach of the Year
- 2008 Iba National Coach of the Year Finalist
- 2008 Phelan National Coach of the Year Finalist
- 2007 Phelan National Coach of the Year Finalist
- 2007 USBWA District IV Coach of the Year
- 2007 *Basketball Times* South Region Coach of the Year
- 2006 C-USA Coach of the Year
- 2004 NABC District 7 Coach of the Year
- 1996 Naismith National Coach of the Year
- 1996 NABC National Coach of the Year
- 1996 *The Sporting News* National Coach of the Year
- 1996 Atlantic 10 Coach of the Year
- 1995 Naismith National Coach of the Year Finalist
- 1994 Naismith National Coach of the Year Finalist
- 1994 Atlantic 10 Coach of the Year
- 1993 USBWA District I Coach of the Year
- 1993 Atlantic 10 Coach of the Year





# COACH CALIPARI

## NCAA DIVISION I ACTIVE WINNINGEST COACHES

(On-court by percentage - min. 10 yrs. at Division I level entering the 2022-23 season)

NO.	COACH/TEAM	YRS.	PCT.
1.	Mark Few	23	.836
2.	<b>John Calipari</b>	<b>30</b>	<b>.771</b>
3.	Bill Self	29	.769
4.	Thad Matta	17	.740
5.	Rick Pitino	34	.739

## SINCE 2005-06 ...

Since the 2005-06 season, John Calipari's on-court record ranks him as one of the winningest coaches. Totals through March 5.

	COACH	RECORD
1.	Bill Self	534-114
2.	Mark Few	525-97
3.	<b>John Calipari</b>	<b>523-125</b>
4.	Mike Krzyzewski	481-122
5.	Tom Izzo	452-181

## MISCELLANEOUS ON-COURT RECORDS

Overall On-Court Record: .....831-251 (.768)  
 March/April Record:.....168-56 (.750)  
 NCAAAT Record:.....56-20 (.737)  
 Record in Conference Games:.....393-126 (.757)  
 Record in Conference Tournament:.....58-14 (.806)

- Calipari owns the NCAA's most single-season wins with 38, tying his own record (Memphis in '08 and UK in '12) in 2015 with 38 wins. He owns the most single-season wins at UMass, Memphis and UK
- Calipari is the winningest coach in NCAA Division I history for a five-year span with 173 victories (2008-12)
- Calipari is the first coach in NCAA Division I history to record five straight on-court 30-win seasons. Memphis hit the 30-win plateau from 2006-09
- Calipari is one of only two coaches (Rick Pitino) to lead three different schools to a Final Four
- Calipari is one of only three coaches (John Wooden, Mike Krzyzewski) to go to four Final Fours in five seasons
- Calipari has advanced to the Sweet Sixteen in 12 of the last 16 NCAA Tournaments and the Elite Eight in 10 of the last 16
- Calipari started with a 54-0 record in Rupp Arena as head coach of the Wildcats
- Calipari has helped 45 players earn selection in the NBA Draft (34 first-round picks) over the last 13 seasons
- Calipari has more wins (327) in a 10-year period (2006-15) than any other coach in college basketball history
- Calipari is the fourth-fastest NCAA Division I men's basketball coach to reach 300 victories at a single school
- Calipari's 31 combined regular season and tournament league titles trail only Mark Few (41) of Gonzaga for the most among active coaches
- Calipari is the fourth-fastest coach to 800 on-court wins, behind Adolph Rupp, Roy Williams and Dean Smith
- Calipari has the second-most wins in school history, behind only Adolph Rupp
- Calipari's 31 NCAA Tournament wins are the most in school history. Rupp had 30

## CAL IN CONFERENCE

SEC COACHES	CONFERENCE CHAMPIONSHIPS	Tournament Championships	NCAA Tournament Appearances
Nate Oats, Alabama	5	4	5
Eric Musselman, Arkansas	3	1	5
Bruce Pearl, Auburn	8	3	20
Todd Golden, Florida	0	0	1
Mike White, Georgia	3	0	4
<b>John Calipari, Kentucky</b>	<b>16</b>	<b>15</b>	<b>21</b>
Matt McMahon, LSU	4	3	3
Dennis Gates, Missouri	2	2	1
Kermit Davis, Ole Miss	5	4	6
Chris Jans, Mississippi State	4	3	3
Lamont Paris, South Carolina	1	1	1
Rick Barnes, Tennessee	4	2	26
Buzz Williams, Texas A&M	1	0	8
Jerry Stackhouse, Vanderbilt	0	0	0
<b>TOTALS</b>	<b>56</b>	<b>38</b>	<b>104</b>

## CALIPARI VS. ALL OPPONENTS

Abilene Christian .....1-0	Fort Wayne .....1-0	Mount St. Mary's.....2-0	Southwest Texas St. ....1-0
Alabama .....19-7	Furman .....1-0	Murray State.....1-0	St. Bonaventure .....17-1
Albany.....2-0	George Mason.....1-0	Nevada .....1-0	St. John's.....1-0
Arizona .....1-1	George Washington.....8-9	New Hampshire.....5-0	St. Joseph's .....15-5
Arizona State .....2-1	Georgetown.....2-1	New Mexico.....1-0	St. Mary's.....1-0
Arkansas .....14-9	Georgia.....21-4	New Orleans.....1-0	St. Peter's .....1-0
Arkansas-Little Rock .....3-0	Georgia Tech.....2-2	NJIT.....1-0	Stanford .....3-2
Arkansas-Pine Bluff.....1-0	Gonzaga .....4-1	North Carolina .....8-4	Stephen F. Austin .....1-0
Arkansas State .....4-0	Grand Canyon .....1-0	North Carolina State.....1-0	Stony Brook .....1-0
Auburn.....14-6	Hampton.....1-0	North Dakota .....1-0	Syracuse.....3-2
Austin Peay.....6-1	Hartford.....2-0	North Florida .....2-0	TCU .....7-1
Baylor .....1-2	Harvard.....2-0	North Texas.....1-0	Temple.....13-11
Bellarmine .....1-0	High Point.....1-0	Northeastern .....3-1	Tennessee .....21-15
Belmont .....2-0	Hofstra .....1-0	Northern Kentucky .....2-0	Tennessee State.....1-0
Boise State.....1-0	Holy Cross.....4-1	Northwestern State.....1-0	Tennessee Tech.....1-0
Boston .....7-1	Houston .....17-3	Notre Dame .....2-3	Texas .....2-2
Boston College.....2-0	Howard.....2-0	Oakland .....1-0	Texas A&M.....12-3
Bradley .....1-0	Illinois .....1-1	Ohio .....1-0	Texas Tech .....1-0
Bucknell .....1-0	Illinois State .....1-0	Ohio State .....1-3	Towson State .....1-0
Buffalo .....3-0	Indiana .....3-2	Oklahoma .....5-1	Troy.....1-0
BYU .....1-0	Iowa .....0-1	Oklahoma State.....0-2	Tulane .....16-0
Cal State Northridge .....1-0	Iowa State.....2-0	Old Dominion .....2-0	Tulsa .....11-1
Canisius .....1-0	Jackson State .....2-0	Ole Miss.....18-5	UAB.....15-3
Central Conn. St.....2-0	Kansas.....5-8	Oral Roberts .....1-0	UCF .....5-0
Central Michigan.....1-0	Kansas State .....2-1	Oregon State.....1-0	UCLA .....4-5
Charlotte.....2-3	Keene State .....1-0	Pennsylvania.....3-0	UIC .....1-0
Chattanooga .....2-0	Kentucky .....2-4	Penn State .....4-4	UNC Asheville .....2-0
Christian Brothers.....2-0	La Salle .....3-0	Pepperdine .....1-0	UNC Greensboro .....2-0
Cincinnati.....6-7	Lafayette (Pa.).....1-0	Pittsburgh.....2-1	UNC Wilmington.....1-0
Cleveland State.....4-0	Lamar.....5-0	Portland .....3-0	USF .....10-1
Coastal Carolina.....1-0	LIU-Brooklyn .....1-0	Princeton .....2-0	Utah .....2-2
Colorado .....1-1	Lipscomb .....1-0	Providence.....3-1	Utah Valley .....2-0
Colorado State.....0-1	Long Beach State .....1-0	Purdue .....2-1	UTEP .....5-0
Columbia .....1-0	Louisiana Tech .....1-1	Radford .....1-0	UT Arlington .....3-0
Connecticut .....2-5	Louisville.....18-8	Rhode Island.....16-2	UT Martin .....5-0
Coppin State.....1-0	Loyola .....1-0	Rice.....4-0	Valparaiso .....1-0
Cornell .....1-0	Lowell .....2-1	Richmond .....1-1	Vanderbilt.....25-5
Dartmouth.....1-0	LSU .....15-4	Rider .....1-0	Vermont.....3-0
Davidson .....1-0	Manhattan .....2-0	Robert Morris .....2-1	Villanova .....2-0
Dayton .....1-0	Marist .....2-0	Rutgers .....11-4	Virginia .....0-1
DePaul .....4-2	Marquette .....3-1	Saint Louis .....4-3	Virginia Tech .....3-0
Detroit .....1-0	Marshall.....6-0	Saint Peter's.....0-1	VMI .....1-0
Drexel .....2-0	Maryland.....5-3	Sam Houston State .....1-0	Wake Forest.....2-1
Duke .....1-4	Massachusetts.....1-0	Samford .....3-0	Washington .....1-0
Duquesne .....13-4	Memphis .....1-0	Santa Clara .....1-0	West Virginia .....13-7
East Carolina.....7-0	Miami (Fla.) .....0-1	Savannah State.....1-0	Western Kentucky .....3-0
East Tennessee State .....4-0	Miami (Ohio) .....2-0	Seton Hall .....1-1	Wichita State .....2-0
Eastern Kentucky .....4-0	Michigan .....2-0	Siena.....4-0	Winthrop .....3-0
Eastern Michigan.....2-0	Michigan State.....3-2	SMU .....7-0	Wisconsin .....1-1
Evansville .....0-1	Middle Tennessee.....3-0	South Carolina .....16-5	Wofford .....2-0
Fairfield.....1-0	Milwaukee .....1-0	South Carolina State.....1-0	Wright State.....1-0
Fairleigh Dickinson .....1-0	Mississippi State .....18-1	Southern .....1-0	Xavier.....2-2
Florida .....24-9	Mississippi Valley St.....1-0	Southern Cal.....2-0	Yale .....2-0
Florida A&M .....1-0	Missouri.....11-5	South Connecticut.....1-0	
Florida State .....1-1	Monmouth .....2-0	Southeastern Louisiana.....3-0	
Florida Tech .....0-1	Montana State.....1-0	Southern Illinois.....1-0	
Fordham .....5-0	Morehead State.....3-0	Southern Miss .....15-4	







# TEAM GAME RECORDS CAL ERA

## FEWEST OFFENSIVE REBOUNDS

Rebs.	Opp.	Date
1	vs. Alabama	3/10/18
3	at South Carolina	1/24/14
4	KANSAS	1/28/23
4	at Ole Miss	3/5/19
5	TENNESSEE	1/15/22
5	at Notre Dame	12/11/21
5	VANDERBILT	1/5/21
5	vs. Michigan State	11/5/19
5	GEORGIA	2/3/15
5	ALABAMA	1/31/15
5	MISSISSIPPI STATE	2/15/11
5	GEORGIA	1/29/11

## MOST DEFENSIVE REBOUNDS

Rebs.	Opp.	Date
42	EASTERN KENTUCKY	11/8/19
39	vs. Arizona State	11/28/16
39	ROBERT MORRIS	11/17/13
39	EASTERN MICHIGAN	1/2/13
38	TROY	11/20/17
38	vs. Hampton	3/19/15
38	EASTERN KENTUCKY	12/7/14
38	vs. Cleveland State	11/24/09

## FEWEST DEFENSIVE REBOUNDS

Rebs.	Opp.	Date
9	at Tennessee	2/16/13
13	NORTH CAROLINA	12/13/14
14	SOUTH CAROLINA	1/10/23
15	vs. Baylor	12/6/13
15	at Alabama	1/18/11
16	at Auburn	1/22/22
16	FLORIDA	2/27/21
16	at Florida	3/7/20
16	TENNESSEE	3/3/20
16	vs. Ohio State	12/21/19
16	UTAH	12/15/18
16	vs. Wisconsin	4/4/15
16	ALABAMA	1/31/15
16	TEXAS A&M	1/12/13
16	at Auburn	1/11/12
16	vs. UConn	11/24/10

## HIGHEST REBOUND MARGIN

Mg.	Opp.	Date
+36	OHIO	11/19/21
+31	NIJT	11/14/15
+30	NORTH DAKOTA	11/14/18
+30	GRAND CANYON	11/14/14
+29	EASTERN KENTUCKY	11/8/19
+29	SOUTHERN ILLINOIS	11/9/18
+28	NKU	11/10/13
+27	vs. Abilene Christian	3/21/19
+27	vs. Little Rock	1/3/12
+26	vs. Arizona State	11/28/16
+26	LOUISVILLE	12/31/11

## LOWEST REBOUND MARGIN

Mg.	Opp.	Date
-25	at Florida	2/4/17
-18	at Tennessee	2/16/13
-16	vs. Mississippi State	3/11/21
-16	vs. Baylor	12/6/13
-16	vs. Maryland	11/9/12
-15	TENNESSEE	1/18/14
-14	at Ole Miss	3/2/21
-14	at Auburn	2/1/20
-14	at LSU	1/5/16
-13	VANDERBILT	1/5/21

## MOST ASSISTS

Assts.	Opp.	Date
33	vs. Arizona State	11/28/16
30	HARTFORD	12/29/09
28	LIU BROOKLYN	11/23/12
28	vs. UNC Asheville	11/30/09
27	WESTERN KENTUCKY	12/22/21
25	S. CAROLINA STATE	11/17/22
25	at South Carolina	2/8/22
25	CLEVELAND STATE	11/23/16
25	AUBURN	2/21/15
25	vs. UCLA	12/20/14

## FEWEST ASSISTS

Assts.	Opp.	Date
3	LSU	2/23/22
5	RICHMOND	11/29/20
5	LSU	2/22/14
5	at Arkansas	3/2/13
6	VANDERBILT	3/1/23
6	at Louisville	12/26/20
6	EVANSVILLE	11/12/19
6	vs. Kansas State	3/22/18
6	at Florida	3/3/18
6	vs. Vanderbilt	3/15/13
6	VANDERBILT	3/1/11

## MOST TURNOVERS

TOs.	Opp.	Date
24	MOREHEAD STATE	11/13/09
23	SAM HOUSTON ST.	11/19/09
22	ETSU	11/17/17
21	vs. Georgia Tech	12/6/20
21	RICHMOND	11/29/20
21	LOUISVILLE	12/31/11
21	vs. Old Dominion	11/20/11
21	NORTH CAROLINA	12/5/09

## FEWEST TURNOVERS

TOs.	Opp.	Date
2	VANDERBILT	1/5/21
3	at Georgia	3/3/15
3	at South Carolina	2/4/12
4	ALABAMA	2/23/16
4	COLUMBIA	12/10/14
4	vs. Wisconsin	4/5/14
4	PORTLAND	11/26/11
5	FLORIDA	2/12/22
5	at Notre Dame	12/11/21
5	vs. Mississippi State	3/11/21
5	vs. Georgia	3/9/18
5	vs. Georgia	3/12/16
5	at Vanderbilt	2/27/16
5	ALABAMA	1/31/15

## MOST BLOCKS

Blks.	Opp.	Date
18	ST. JOHN'S	12/1/11
15	vs. Stony Brook	3/17/16
14	at Georgia	3/3/10
13	LAMAR	11/24/19
13	vs. UCLA	12/20/14
13	at Ole Miss	1/29/13
13	ARKANSAS	1/17/12
13	vs. Kansas	11/15/11
13	MARIST	11/11/11

## FEWEST BLOCKS

Blks.	Opp.	Date
0	at Gonzaga	11/20/22
0	FLORIDA	2/12/22
0	at Kansas	1/29/22
0	at Florida	3/7/20

## MOST STEALS

Stls.	Opp.	Date
15	LAFAYETTE	11/16/12
13	NORTH FLORIDA	11/26/21
13	OLE MISS	1/2/16
13	vs. UConn	12/9/09
12	vs. Michigan State	11/15/22
12	at Alabama	2/5/22
12	vs. North Carolina	12/22/18
12	NORTH DAKOTA	11/14/18
12	STEPHEN F. AUSTIN	11/11/16
12	BOSTON	11/24/15
12	NORTH CAROLINA	12/13/14
12	PROVIDENCE	11/30/14
12	LIPSCOMB	12/15/12
12	PORTLAND	11/26/11
12	vs. Cornell	3/25/10
12	GEORGIA	1/9/10
12	vs. UNC Asheville	11/30/09

## FEWEST STEALS

Stls.	Opp.	Date
0	at Auburn	2/1/20
0	vs. Baylor	12/6/13
1	at Georgia	2/11/23
1	ARKANSAS	2/9/21
1	vs. Duke	11/6/18
1	at West Virginia	1/27/18
1	vs. Michigan State	11/12/13
1	at Robert Morris	3/19/13
1	vs. West Virginia	3/19/11
1	FLORIDA	2/26/11

## MOST PERSONAL FOULS

Fls.	Opp.	Date
33	at Kansas	1/30/16
32	at South Carolina	1/16/18
31	at Arkansas	1/14/14
31	at North Carolina	12/14/13
30	vs. North Carolina	12/19/20
29	at Auburn	2/1/20
29	at Missouri	2/3/18
29	at South Carolina	3/1/14

## FEWEST PERSONAL FOULS

Fls.	Opp.	Date
5	HIGH POINT	12/31/21
7	DUQUESNE	11/11/22
7	ALABAMA	2/19/22
7	NORTH FLORIDA	11/22/21
7	HARTFORD	12/29/09
8	ROBERT MORRIS	11/12/21
8	MONTANA STATE	11/23/14
8	LAFAYETTE	11/16/12
8	vs. Florida	3/10/12
8	vs. Princeton	3/17/11
8	WINTHROP	12/22/10
8	DREXEL	12/21/09
8	vs. UNC Asheville	11/30/09

## KENTUCKY'S 100-POINT GAMES

Points (Score)	Opponent	Date
115 (115-69)	Arizona State	11/28/16
111 (111-76)	UT MARTIN	11/25/16
110 (110-75)	AUBURN	2/21/15
108 (108-58)	MARIST	11/11/11
107 (107-79)	TENNESSEE	1/15/22
107 (107-73)	UIC	11/26/17
106 (106-63)	S. CAROLINA STATE	11/17/22
105 (105-76)	UT ARLINGTON	11/19/13
104 (104-75)	LIU BROOKLYN	11/23/12
104 (104-61)	HARTFORD	12/29/09
103 (103-100)	vs. North Carolina	12/17/16
102 (102-90)	vs. Indiana	3/23/12
102 (102-92)	RIDER	11/21/09
101 (101-70)	CLEVELAND STATE	11/23/16
101 (101-49)	LAFAYETTE	11/16/12
101 (101-70)	ARKANSAS	1/23/10
100 (100-60)	ROBERT MORRIS	11/12/21
100 (100-58)	TEXAS A&M	1/3/17
100 (100-71)	ETSU	3/18/10







# JACOB TOPPIN

Senior | Forward | 6-9 | 205 | Brooklyn, N.Y. | Univ. of Rhode Island

## 2022-23 SEASON/CAREER HIGHS\*

<b>Points</b>		
Season	24, LOUISVILLE (12/31/22)	
Career	24, LOUISVILLE (12/31/22)	
<b>Rebounds</b>		
Season	12, AUBURN (2/25/23)	
Career	12, AUBURN (2/25/23)	
<b>Field Goals</b>		
Season	10, LOUISVILLE (12/31/22)	
Career	10, LOUISVILLE (12/31/22)	
<b>Field Goals Attempted</b>		
Season	18, at Gonzaga (11/20/22)	
Career	18, at Gonzaga (11/20/22)	
<b>3-Point Field Goals</b>		
Season	2, 3x, last at Arkansas (3/4/23)	
Career	3, ALABAMA (11/15/19)	
<b>3-Point Field Goals Attempted</b>		
Season	4, 2x, last at Georgia (2/11/23)	
Career	4, 5x, last at Georgia (2/11/23)	
<b>Free Throws</b>		
Season	7, at Arkansas (3/4/23)	
Career	7, at Arkansas (3/4/23)	
<b>Free Throws Attempted</b>		
Season	8, 3x, last at Arkansas (3/4/23)	
Career	8, 4x, last at Arkansas (3/4/23)	
<b>Assists</b>		
Season	5, 3x, last AUBURN (2/25/23)	
Career	6, WESTERN KENTUCKY (12/22/21)	
<b>Steals</b>		
Season	2, 4x, last at Mississippi St. (2/15/23)	
Career	3, at Ole Miss (3/2/21)	
<b>Blocked Shots</b>		
Season	2, 3x, last at Vanderbilt (1/24/23)	
Career	4, SOUTHERN (12/7/21)	
<b>Minutes Played</b>		
Season	39, GEORGIA (1/17/23)	
Career	40, ALABAMA (2/19/22)	
<b>MISCELLANEOUS</b>	<b>2022-23</b>	<b>CAREER*</b>
Dunks	28	82
Double-Figure Scoring Games	21	37
Double-Figure Rebounding Games	8	8
Games With Double-Double	7	7
Games Led Team in Scoring	4	4
Games Led Team in Rebounding	4	6
Games Led Team in Assists	3	6
Games Led Team in Steals	5	8
Games Led Team in Blocks	5	14
Games With 3+ Assists	10	15
Games With 3+ Blocks	0	2
Games With 3+ Steals	0	1
Games With 3+ Three-Pointers	0	1
<i>*includes Rhode Island statistics</i>		

- Has tallied double-digit points in 15 of his last 18 games played
- Shot 13 of 26 (50.0%) from 3-point range in SEC play
- Went for 21 points, four rebounds and three assists in win at Arkansas
- Totaled 13 points, a career-best 12 boards and season-high-tying five assists in win over Auburn
- Scored 19 points and added 11 boards in win at Florida
- Recorded fifth double-double of the season with 17 points and 10 boards in win over Florida
- Scored 18 points and dished out four assists in 36 minutes at Ole Miss
- Totaled 14 points and four boards against No. 9 Kansas
- Produced a double-double with 12 points and 10 rebounds at Vanderbilt
- Scored 17 points in win over Texas A&M
- Logged a double-double with 11 points and 11 rebounds, while also leading the team with four assists in the win over Georgia
- Went for five points, eight boards and a season-high five assists in win at No. 5 Tennessee
- Produced 21 points, three rebounds, a block and a steal in the win over LSU. Sank two clutch free-throws to seal the game for the Cats
- Poured in a career-high 24 points while grabbing seven boards in win over Louisville
  - Tabbed the Bluegrass Sports Commission MVP of the annual UK-Louisville game
- Tallied double-digit points in four straight games from Nov. 20-Dec. 4
- Scored a 20 points and added 10 rebounds in the win over North Florida
- Had 16 points at Gonzaga
- Notched first-career double-double with 15 points and a career-best 11 boards against Howard
- Averaged a team-high 15.5 points per game in its two fall exhibitions
- Averaged 16.8 points per game during the foreign tour in The Bahamas
  - Connected on 56.5% of field-goal attempts and 53.3% from long range
  - Made eight 3-pointers
  - Led the team with 27 points and five 3s against Carleton University

## Game-By-Game Statistics

Opponent	Date	GS	Min	FG-A	Pct.	3FG-A	Pct.	FT-A	Pct.	Off-Def-Tot	PF	Ast	TO	Blk	Stl	Pts
HOWARD	11/7	*	32	5-12	.417	1-2	.500	4-7	.571	3-8-11	2	2	0	0	2	15
DUQUESNE	11/11	*	28	4-12	.333	0-1	.000	0-0	.000	1-7-8	2	3	2	1	2	8
vs. Michigan State	11/15	*	31	3-8	.375	1-3	.333	3-4	.750	1-3-4	4	0	1	1	0	10
S. CAROLINA STATE	11/17	*	20	4-8	.500	0-2	.000	0-1	.000	3-6-9	2	2	0	1	1	8
at Gonzaga	11/20	*	36	7-18	.389	0-4	.000	2-4	.500	1-2-3	2	1	2	0	0	16
NORTH FLORIDA	11/23	*	21	7-15	.467	1-2	.500	5-8	.625	4-6-10	2	1	1	0	0	20
BELLARMINE	11/29	*	31	4-9	.444	0-2	.000	4-4	1.000	2-3-5	0	2	0	0	0	12
vs. Michigan	12/4	*	25	6-12	.500	0-1	.000	2-3	.667	2-3-5	3	1	2	0	0	14
YALE	12/10	*	31	2-6	.333	0-1	.000	0-0	.000	2-3-5	1	4	1	0	0	4
vs. UCLA	12/17	*	24	2-10	.200	0-2	.000	1-2	.500	4-3-7	2	2	3	0	1	5
FLORIDA A&M	12/21		19	1-2	.500	0-0	.000	2-3	.667	2-3-5	0	1	0	1	0	4
at Missouri	12/28		13	0-2	.000	0-1	.000	0-0	.000	0-4-4	0	1	3	0	0	0
LOUISVILLE	12/31	*	35	10-15	.667	0-1	.000	4-6	.667	3-4-7	4	2	2	0	0	24
LSU	1/3	*	32	9-13	.692	1-1	1.000	2-2	1.000	1-2-3	1	3	1	1	1	21
at Alabama	1/7	*	25	1-10	.100	1-1	1.000	0-0	.000	3-3-6	3	0	0	2	0	3
SOUTH CAROLINA	1/10			DNP - Right shoulder injury												
at Tennessee	1/14	*	33	1-5	.200	0-0	.000	3-5	.600	2-6-8	1	5	3	0	0	5
GEORGIA	1/17	*	39	3-10	.300	0-0	.000	5-6	.833	2-9-11	2	4	0	2	1	11
TEXAS A&M	1/21	*	34	7-12	.583	1-2	.500	2-4	.500	3-1-4	2	3	1	1	2	17
at Vanderbilt	1/24	*	34	6-7	.857	0-0	.000	0-0	.000	1-9-10	1	2	1	2	0	12
KANSAS	1/28	*	32	6-11	.545	0-1	.000	2-4	.500	0-4-4	4	2	1	0	0	14
at Ole Miss	1/31	*	36	7-14	.500	0-2	.000	4-4	1.000	1-2-3	2	4	2	0	0	18
FLORIDA	2/4	*	35	8-16	.500	1-2	.500	0-1	.000	2-8-10	3	1	1	1	0	17
ARKANSAS	2/7	*	37	4-9	.444	0-1	.000	3-8	.375	2-6-8	3	2	2	0	0	11
at Georgia	2/11	*	37	5-15	.333	2-4	.500	0-0	.000	1-7-8	3	5	1	0	0	12
at Mississippi State	2/15	*	37	7-9	.778	1-1	1.000	1-2	.500	1-2-3	4	2	2	0	2	16
TENNESSEE	2/18	*	35	4-8	.500	1-1	1.000	2-4	.500	1-4-5	2	2	2	0	0	11
at Florida	2/22	*	35	7-10	.700	2-3	.667	3-4	.750	3-8-11	1	1	2	0	0	19
AUBURN	2/25	*	33	6-11	.545	1-1	1.000	0-0	.000	4-8-12	5	5	1	0	1	13
VANDERBILT	3/1	*	37	1-7	.143	0-3	.000	5-7	.714	1-9-10	2	2	2	0	1	7
at Arkansas	3/4	*	38	6-9	.333	2-3	.667	7-8	.875	0-4-4	3	3	4	1	1	21

## Career Statistics

Year	GP-GS	Min-Avg	FG-FGA	Pct	3FG-FGA	Pct	FT-FTA	Pct	Off-Def-Tot-Avg	PF-FO	Ast	TO	Blk	Stl	Pts	Avg
2019-20	30-3	560-18.7	55-129	.426	13-53	.245	29-45	.644	42-75-117-3.9	63-0	15	17	12	11	152	5.1
2020-21	24-2	412-17.2	44-99	.444	4-13	.308	32-41	.780	22-63-8-5-3.5	26-0	16	20	6	11	124	5.2
2021-22	29-4	516-17.8	70-126	.556	4-10	.400	35-47	.745	29-64-93-3.2	35-1	32	17	16	10	179	6.2
2022-23	30-28	932-31.1	143-205	.469	16-48	.333	66-101	.653	56-147-203-6.8	66-1	68	43	14	15	368	12.3
<b>TOTAL</b>	<b>113-37</b>	<b>2420-21.4</b>	<b>312-659</b>	<b>.473</b>	<b>37-124</b>	<b>.298</b>	<b>162-234</b>	<b>.692</b>	<b>149-349-498-4.4</b>	<b>190-2</b>	<b>131</b>	<b>97</b>	<b>48</b>	<b>47</b>	<b>823</b>	<b>7.3</b>



# CJ FREDRICK 1

Senior | Guard | 6-3 | 185 | Cincinnati | Univ. of Iowa

## 2022-23 SEASON/CAREER HIGHS\*

<b>Points</b>		
Season	20, HOWARD (11/7/22)	
Career	23, at Minnesota (12/25/20)	
<b>Rebounds</b>		
Season	4, TEXAS A&M (1/21/23)	
Career	5, ORAL ROBERTS (11/15/19)	
<b>Field Goals</b>		
Season	6, 2x, last S. CAROLINA (1/10/23)	
Career	8, NORTH CAROLINA (12/8/20)	
<b>Field Goals Attempted</b>		
Season	12, TEXAS A&M (1/21/23)	
Career	12, 3x, last TEXAS A&M (1/21/23)	
<b>3-Point Field Goals</b>		
Season	4, 2x, last FLORIDA A&M (12/21/22)	
Career	5, 3x, last at Minnesota (12/25/20)	
<b>3-Point Field Goals Attempted</b>		
Season	10, TEXAS A&M (1/21/23)	
Career	10, TEXAS A&M (1/21/23)	
<b>Free Throws</b>		
Season	6, HOWARD (11/7/22)	
Career	6, 3x, last HOWARD (11/7/22)	
<b>Free Throws Attempted</b>		
Season	7, HOWARD (11/7/22)	
Career	8, vs. Cincinnati (12/21/19)	
<b>Assists</b>		
Season	5, at Vanderbilt (1/24/23)	
Career	6, SOUTHERN (11/27/20)	
<b>Steals</b>		
Season	4, SOUTH CAROLINA ST. (11/17/22)	
Career	4, SOUTH CAROLINA ST. (11/17/22)	
<b>Blocked Shots</b>		
Season	-	
Career	1, 9x, last vs. Grand Canyon (3/20/21)	
<b>Minutes Played</b>		
Season	37, at Tennessee (1/14/23)	
Career	39, at Minnesota (12/25/20)	
<b>MISCELLANEOUS</b>		
	<b>2022-23</b>	<b>CAREER*</b>
Dunks	0	0
Double-Figure		
Scoring Games	10	29
Double-Figure		
Rebounding Games	0	0
Games With		
Double-Double	0	0
Games Led Team		
in Scoring	1	5
Games Led Team		
in Rebounding	0	0
Games Led Team		
in Assists	2	7
Games Led Team		
in Steals	4	11
Games Led Team		
in Blocks	0	3
Games With		
3+ Assists	6	27
Games With		
3+ Blocks	0	0
Games With		
3+ Steals	1	1
Games With		
3+ Three-Pointers	6	18
<i>*includes Iowa statistics</i>		

- SEC Community Service Team honoree
- Dished out a team-high four assists in 15 minutes in win at Arkansas
- Had six points in 28 minutes against Vanderbilt at home marking the most points scored and minutes played since Feb. 4 Played seven minutes in win over Auburn after missing previous four games with rib injury
- Scored 12 points while connecting on three 3-pointers in win over Florida
- Reached double-figure scoring for the fourth time in five games with 10 points at Vanderbilt. He also added a season-high five assists
- Scored 12 points in win over Texas A&M
- Poured in 13 points in a season-high 37 minutes in win at No. 5 Tennessee
- After missing the previous three games with a right hand injury, returned against South Carolina and scored 14 points, including sinking two 3s
- Sunk four 3-pointers and added a pair of assists in the win over Florida A&M
- Had a career-high four steals to go with a team-best 17 points against South Carolina State
- Went for 20 points, three rebounds and three assists against Howard
- Averaged 14.5 points on 63.6% shooting from long range in UK's two fall exhibitions
  - Made at least three 3s in both games
- Missed the 2021-22 season due to a hamstring injury
- Prior to the injury, was entering the season as the nation's leading returning in career 3-point field-goal percentage (46.6%) with a minimum of 150 attempts
- Logged 37 minutes in three games during the foreign tour in The Bahamas
  - Averaged 4.0 points per game on 50% shooting and also contributed 2.0 assists per game

## Game-By-Game Statistics

Opponent	Date	GS	Min	FG-A	Pct.	3FG-A	Pct.	FT-A	Pct.	Off-Def-Tot	PF	Ast	TO	Blk	Stl	Pts
HOWARD	11/7	*	30	6-9	.667	2-5	.400	6-7	.857	0-3-3	0	3	0	0	1	20
DUQUESNE	11/11	*	30	5-9	.556	4-7	.571	0-0	.000	0-2-2	0	3	1	0	0	14
vs. Michigan State	11/15	*	32	2-7	.286	1-6	.167	0-0	.000	0-0-0	4	0	0	0	0	5
S. CAROLINA STATE	11/17	*	20	5-11	.455	3-7	.429	4-4	1.000	1-1-2	1	3	1	0	4	17
at Gonzaga	11/20	*	36	1-9	.111	1-6	.167	0-0	.000	2-0-2	1	3	2	0	1	3
NORTH FLORIDA	11/23		11	1-2	.500	0-1	.000	0-0	.000	0-0-0	1	2	0	0	0	2
BELLARMINE	11/29		19	3-7	.429	3-7	.429	2-2	1.000	0-0-0	0	0	0	0	0	11
vs. Michigan	12/4		16	1-3	.333	1-3	.333	0-1	.000	0-0-0	1	1	0	0	0	3
YALE	12/10		9	0-2	.000	0-0	.000	0-0	.000	0-0-0	3	1	0	0	1	0
vs. UCLA	12/17		6	0-0	.000	0-0	.000	0-0	.000	0-0-0	0	0	0	0	0	0
FLORIDA A&M	12/21		25	4-7	.571	4-6	.667	0-0	.000	0-0-0	1	2	0	0	0	12
at Missouri	12/28		4	0-1	.000	0-1	.000	0-0	.000	0-0-0	1	0	0	0	0	0
LOUISVILLE	12/31															
LSU	1/3															
at Alabama	1/7															
SOUTH CAROLINA	1/10		30	6-9	.667	2-4	.500	0-0	.000	0-0-0	0	1	0	0	0	14
at Tennessee	1/14	*	37	4-11	.364	3-9	.333	2-2	1.000	0-2-2	1	1	2	0	0	13
GEORGIA	1/17	*	36	1-8	.125	1-5	.200	0-0	.000	0-1-1	3	2	0	0	0	3
TEXAS A&M	1/21	*	35	3-12	.250	2-10	.200	4-4	1.000	2-2-4	0	2	1	0	2	12
at Vanderbilt	1/24	*	28	4-8	.500	2-5	.400	0-0	.000	1-1-2	1	5	1	0	1	10
KANSAS	1/28	*	29	1-8	.125	0-5	.000	0-0	.000	0-0-0	0	2	2	0	1	2
at Ole Miss	1/31	*	20	0-2	.000	0-1	.000	0-0	.000	0-0-0	3	1	0	0	0	0
FLORIDA	2/4	*	35	4-10	.400	3-6	.500	1-1	1.000	0-1-1	1	1	2	0	0	12
ARKANSAS	2/7	*	21	0-4	.000	0-2	.000	0-0	.000	0-0-0	1	1	0	0	0	0
at Georgia	2/11															
at Mississippi State	2/15															
TENNESSEE	2/18															
at Florida	2/22															
AUBURN	2/25		7	0-0	.000	0-0	.000	0-0	.000	0-0-0	1	1	0	0	0	0
VANDERBILT	3/1	*	28	2-7	.286	1-4	.250	1-1	1.000	0-1-1	0	0	1	0	1	6
at Arkansas	3/4	*	15	0-2	.000	0-2	.000	2-2	1.000	0-0-0	0	4	0	0	1	2

## Career Statistics

Year	GP-GS	Min-Avg	FG-FGA	Pct	3FG-FGA	Pct	FT-FTA	Pct	Off-Def-Tot-Avg	PF-FO	Ast	TO	Blk	Stl	Pts	Avg
2019-20	25-25	715-29.8	87-180	.483	47-102	.461	35-44	.795	16-32-48-1.9	43-0	69	32	5	17	256	10.2
2020-21	27-27	666-24.7	72-152	.474	36-76	.474	23-34	.676	5-24-29-1.1	25-0	52	10	4	10	203	7.5
2022-23	24-15	560-23.3	53-148	.358	33-102	.324	22-24	.917	6-14-20-0.8	24-0	39	13	0	13	161	6.7
<b>TOTAL</b>	<b>76-67</b>	<b>1942-25.6</b>	<b>212-480</b>	<b>.442</b>	<b>116-280</b>	<b>.414</b>	<b>80-102</b>	<b>.784</b>	<b>27-70-97-1.3</b>	<b>92-0</b>	<b>160</b>	<b>55</b>	<b>9</b>	<b>40</b>	<b>620</b>	<b>8.2</b>



# SAHVIR WHEELER 2

Senior | Guard | 5-9 | 180 | Houston | Univ. of Georgia

## 2022-23 SEASON/CAREER HIGHS

2022-23 SEASON/CAREER HIGHS		
<b>Points</b>		
Season	16, vs. Michigan State (11/15/22)	
Career	27, at Florida (2/20/21)	
<b>Rebounds</b>		
Season	6, 2x, last LSU (1/3/23)	
Career	11, LSU (2/23/21)	
<b>Field Goals</b>		
Season	7, at Alabama (1/7/23)	
Career	12, vs. North Carolina (12/18/21)	
<b>Field Goals Attempted</b>		
Season	16, 2x, last at Alabama (1/7/23)	
Career	18, 2x, last AUBURN (1/13/21)	
<b>3-Point Field Goals</b>		
Season	3, LSU (1/3/23)	
Career	3, 3x, last LSU (1/3/23)	
<b>3-Point Field Goals Attempted</b>		
Season	6, vs. Michigan State (11/15/22)	
Career	8, at LSU (1/6/21)	
<b>Free Throws</b>		
Season	4, SOUTH CAROLINA ST. (11/17/22)	
Career	8, at Florida (2/20/21)	
<b>Free Throws Attempted</b>		
Season	6, vs. Michigan (12/4/22)	
Career	11, OLE MISS (1/30/21)	
<b>Assists</b>		
Season	11, DUQUESNE (11/11/22)	
Career	14, NORTH FLORIDA (11/26/21)	
<b>Steals</b>		
Season	2, 6x, last FLORIDA (2/4/23)	
Career	5, at Florida (2/20/21)	
<b>Blocked Shots</b>		
Season	1, 2x, last vs. Mich. St. (11/15/22)	
Career	1, 5x, last vs. Mich. St. (11/15/22)	
<b>Minutes Played</b>		
Season	40, 2x, last S. CAROLINA (1/10/23)	
Career	42, ALABAMA (2/8/20)	
<b>MISCELLANEOUS</b>		
	<b>2022-23</b>	<b>CAREER*</b>
Dunks	0	0
Double-Figure		
Scoring Games	9	58
Double-Figure		
Rebounding Games	0	1
Games With		
Double-Double	1	11
Games Led Team		
in Scoring	0	10
Games Led Team		
in Rebounding	0	2
Games Led Team		
in Assists	15	88
Games Led Team		
in Steals	7	29
Games Led Team		
in Blocks	0	2
Games With		
3+ Assists	18	95
Games With		
3+ Blocks	0	0
Games With		
3+ Steals	0	12
Games With		
3+ Three-Pointers	1	3

\*includes Georgia statistics

- Missed the last eight games because of a right ankle injury and a medical procedure unrelated to the ankle injury. At the time of the procedure he was expected to be out 2-3 weeks
- Prior to his injury, he led the SEC and was 20th nationally with 5.6 assists per game
- With 656 career assists playing in the SEC, he ranks fifth all-time in the history books of the league. He needs nine more to move into fourth place
- Started and fought off an ankle injury to dish out nine assists and contribute four boards in the win at Ole Miss
- Was a spark for the Cats off the bench at Vanderbilt. Dished out a game-high-tying five assists, scored four points and added a steal
- Scored in double-digits nine games
- Posted 12 points, a game-high eight assists and made two 3s in the loss at Missouri
- Topped 1,000 career points with 11 in the win over Michigan in London
- Posted 16 points, eight assists and two steals against Michigan State
- After missing the Howard game with a right-leg injury, came off the bench to register a double-double with 11 points and a game-high 11 assists
- 2022 Bob Cousy Award finalist
  - All-SEC Second Team selection (coaches) in 2022
- Led the SEC in assists per game with 6.9 per game, also ranked in the top 10 nationally
  - Has led the league in assists per game in each of the last two seasons
- Averaged 14.5 points and 6.0 assists per game in four outings in The Bahamas

## Game-By-Game Statistics

Opponent	Date	GS	Min	FG-A	Pct.	3FG-A	Pct.	FT-A	Pct.	Off-Def-Tot	PF	Ast	TO	Blk	Stl	Pts
HOWARD	11/7			DNP - Right leg injury												
DUQUESNE	11/11		28	4-7	.571	1-2	.500	2-2	1.000	1-5-6	1	11	2	1	2	11
vs. Michigan State	11/15		40	6-16	.375	2-6	.333	2-4	.500	0-0-0	1	8	3	1	2	16
S. CAROLINA STATE	11/17	*	26	1-3	.333	0-1	.000	4-4	1.000	0-3-3	1	10	0	0	1	6
at Gonzaga	11/20	*	17	2-6	.333	1-4	.250	2-3	.667	0-1-1	4	4	1	0	0	7
NORTH FLORIDA	11/23	*	23	2-5	.400	1-1	1.000	0-0	.000	0-1-1	3	5	1	0	0	5
BELLARMINE	11/29	*	35	2-6	.333	1-4	.250	1-2	.500	0-4-4	0	6	4	0	1	6
vs. Michigan	12/4	*	37	4-10	.400	1-2	.500	2-6	.333	0-3-3	0	7	3	0	1	11
YALE	12/10	*	34	5-14	.357	0-2	.000	0-1	.000	0-4-4	1	1	1	0	2	10
vs. UCLA	12/17	*	36	5-7	.714	1-1	1.000	0-0	.000	1-2-3	3	6	6	0	1	11
FLORIDA A&M	12/21	*	20	2-6	.333	1-2	.500	0-0	.000	0-2-2	1	5	1	0	0	5
at Missouri	12/28	*	38	5-12	.417	2-3	.667	0-0	.000	0-0-0	5	8	2	0	0	12
LOUISVILLE	12/31	*	39	2-6	.333	1-3	.333	2-2	1.000	1-0-1	3	9	4	0	2	7
LSU	1/3	*	37	4-10	.400	3-5	.600	0-1	.000	0-6-6	2	9	2	0	0	11
at Alabama	1/7	*	35	7-16	.438	0-2	.000	1-2	.500	1-1-2	4	3	1	0	1	15
SOUTH CAROLINA	1/10	*	40	5-11	.455	0-1	.000	0-3	.000	0-3-3	2	3	2	0	2	10
at Tennessee				DNP - Left shoulder injury												
GEORGIA	1/17		11	0-1	.000	0-0	.000	0-0	.000	0-1-1	1	3	2	0	1	0
TEXAS A&M	1/21		8	0-0	.000	0-0	.000	0-0	.000	0-0-0	1	2	1	0	0	0
at Vanderbilt	1/24		23	2-5	.400	0-1	.000	0-0	.000	0-1-1	3	5	2	0	1	4
KANSAS	1/28		15	1-2	.500	0-0	.000	0-0	.000	0-1-1	1	0	0	0	0	2
at Ole Miss	1/31	*	34	2-8	.250	0-0	.000	0-0	.000	0-4-4	1	9	1	0	0	4
FLORIDA	2/4		25	4-5	.800	0-1	.000	0-0	.000	1-1-2	1	3	0	0	2	8
ARKANSAS	2/7			DNP - Right ankle injury												
at Georgia	2/11			DNP - Right ankle injury												
at Mississippi State	2/15			DNP - Right ankle injury												
TENNESSEE	2/18			DNP - Right ankle injury												
at Florida	2/22			DNP - Right ankle injury												
AUBURN	2/25			DNP - Right ankle injury												
VANDERBILT	3/1			DNP - Medical procedure/right ankle injury												
at Arkansas	3/4			DNP - Medical procedure/right ankle injury												

## Career Statistics

Year	GP-GS	Min-Avg	FG-FGA	Pct	3FG-FGA	Pct	FT-FTA	Pct	Off-Def-Tot-Avg	PF-FO	Ast	TO	Blk	Stl	Pts	Avg
2019-20	31-17	848-27.4	103-218	.472	16-50	.320	58-83	.699	17-59-76-2.5	85-1	139	91	0	26	280	9.0
2020-21	26-26	903-34.7	135-338	.399	18-80	.225	76-103	.738	18-82-100-3.8	70-3	193	115	1	44	364	14.0
2021-22	30-29	934-31.1	120-272	.441	16-52	.308	46-59	.780	18-59-77-2.6	71-0	207	91	2	33	302	10.1
2022-23	21-14	600-28.6	65-156	.417	15-41	.366	16-30	.533	5-43-48-2.3	39-1	117	39	2	19	161	7.7
<b>TOTAL</b>	<b>108-86</b>	<b>3286-30.4</b>	<b>423-984</b>	<b>.430</b>	<b>65-223</b>	<b>.291</b>	<b>196-275</b>	<b>.713</b>	<b>58-243-301-2.8</b>	<b>265-5</b>	<b>656</b>	<b>336</b>	<b>5</b>	<b>122</b>	<b>1107</b>	<b>10.3</b>





# ADOU THIERO 3

Freshman | Guard | 6-6 | 200 | Leetsdale, Pa. | Quaker Valley HS

## 2022-23 SEASON/CAREER HIGHS\*

<b>Points</b>		
Season	7, at Arkansas (3/4/23)	
Career	7, at Arkansas (3/4/23)	
<b>Rebounds</b>		
Season	5, 3x, last at Arkansas (3/4/23)	
Career	5, 3x, last at Arkansas (3/4/23)	
<b>Field Goals</b>		
Season	2, 2x, last at Arkansas (3/4/23)	
Career	2, 2x, last at Arkansas (3/4/23)	
<b>Field Goals Attempted</b>		
Season	6, at Arkansas (3/4/23)	
Career	6, at Arkansas (3/4/23)	
<b>3-Point Field Goals</b>		
Season	1, 3x, last AUBURN (2/25/23)	
Career	1, 3x, last AUBURN (2/25/23)	
<b>3-Point Field Goals Attempted</b>		
Season	2, 2x, last at Arkansas (3/4/23)	
Career	2, 2x, last at Arkansas (3/4/23)	
<b>Free Throws</b>		
Season	4, 2x, last at Tennessee (13/14/23)	
Career	4, 2x, last at Tennessee (13/14/23)	
<b>Free Throws Attempted</b>		
Season	6, 2x, last at Arkansas (3/4/23)	
Career	6, 2x, last at Arkansas (3/4/23)	
<b>Assists</b>		
Season	2, at Arkansas (3/4/23)	
Career	2, at Arkansas (3/4/23)	
<b>Steals</b>		
Season	2, at Tennessee (1/14/23)	
Career	2, at Tennessee (1/14/23)	
<b>Blocked Shots</b>		
Season	2, NORTH FLORIDA (11/23/22)	
Career	2, NORTH FLORIDA (11/23/22)	
<b>Minutes Played</b>		
Season	24, at Arkansas (3/4/23)	
Career	24, at Arkansas (3/4/23)	
<b>MISCELLANEOUS</b>		
	<b>2022-23</b>	<b>CAREER*</b>
Dunks	2	2
Double-Figure Scoring Games	0	0
Double-Figure Rebounding Games	0	0
Games With Double-Double	0	0
Games Led UK in Scoring	0	0
Games Led UK in Rebounding	0	0
Games Led UK in Assists	0	0
Games Led UK in Steals	4	4
Games Led UK in Blocks	3	3
Games With 3+ Assists	0	0
Games With 3+ Blocks	0	0
Games With 3+ Steals	0	0
Games With 3+ Three-Pointers	0	0

- Totaled a career-high seven points and two steals while tying his career-best with five boards in a career-high 24 minutes in win at Arkansas
- Had four points, four rebounds and a blocked shot in the win at Mississippi State
- Tallied two points and had a block in six important minutes at Ole Miss
- Scored four points and had a pair of steals in 13 minutes in the win at No. 5 Tennessee
- Went for five boards, an assist, a block and a steal in a career-high 18 minutes at Alabama
- Chipped in with five points and three boards at Missouri
- Had five points and a pair of blocks against North Florida
- Logged six points, four boards and an assist in win over South Carolina State
- Totaled four points and five rebounds against Howard in collegiate debut
- Notched 21 points, 12 rebounds, six assists and three steals in the Blue-White Game
- Scored 6.3 points and added 3.0 rebounds in 14.3 minutes per game in four appearances in The Bahamas
- Averaged 23.3 points, 10.3 rebounds, 5.9 assists, 3.9 steals and 2.3 blocks per game and directed Quaker Valley to a 27-1 record and a 14-0 mark in league play as a senior in high school
- Finished his career with 1,624 career points which ranked as the third most in team history
- Had a 44-point performance against Hopewell which snapped the school's single-game scoring record

## Game-By-Game Statistics

Opponent	Date	GS	Min	FG-A	Pct.	3FG-A	Pct.	FT-A	Pct.	Off-Def-Tot	PF	Ast	TO	Blk	Stl	Pts
HOWARD	11/7	14		0-1	.000	0-0	.000	4-6	.667	1-4-5	0	1	1	0	0	4
DUQUESNE	11/11			DNP - Coach's decision												
vs. Michigan State	11/15			DNP - Coach's decision												
S. CAROLINA STATE	11/17	9		2-3	.667	0-0	.000	2-3	.667	1-3-4	3	1	2	0	0	6
at Gonzaga	11/20			DNP - Coach's decision												
NORTH FLORIDA	11/23	12		1-2	.500	1-2	.500	2-2	1.000	0-1-1	2	0	0	2	0	5
BELLARMINE	11/29			DNP - Coach's decision												
vs. Michigan	12/4			DNP - Coach's decision												
YALE	12/10			DNP - Coach's decision												
vs. UCLA	12/17			DNP - Coach's decision												
FLORIDA A&M	12/21	3		0-1	.000	0-1	.000	0-0	.000	1-0-1	0	0	0	0	1	0
at Missouri	12/28	17		1-1	1.000	1-1	1.000	2-3	.667	2-1-3	2	1	0	0	1	5
LOUISVILLE	12/31	7		0-0	.000	0-0	.000	0-0	.000	0-0-0	0	0	0	0	0	0
LSU	1/3			DNP - Coach's decision												
at Alabama	1/7	18		0-2	.000	0-1	.000	0-0	.000	1-4-5	2	1	1	1	1	0
SOUTH CAROLINA	1/10			DNP - Coach's decision												
at Tennessee	1/14	13		0-3	.000	0-0	.000	4-4	1.000	0-0-0	3	0	2	0	2	4
GEORGIA	1/17	3		0-0	.000	0-0	.000	0-0	.000	0-0-0	2	0	0	0	1	0
TEXAS A&M	1/21			DNP - Coach's decision												
at Vanderbilt	1/24			DNP - Coach's decision												
KANSAS	1/28			DNP - Coach's decision												
at Ole Miss	1/31	6		0-0	.000	0-0	.000	2-4	.500	0-1-1	0	1	0	1	0	2
FLORIDA	2/4			DNP - Coach's decision												
ARKANSAS	2/7			DNP - Coach's decision												
at Georgia	2/11	16		0-2	.000	0-1	.000	2-3	.667	2-1-3	2	1	2	0	1	2
at Mississippi State	2/15	8		1-1	1.000	0-0	.000	2-2	1.000	2-2-4	2	0	0	1	0	4
TENNESSEE	2/18	14		0-1	.000	0-0	.000	0-0	.000	0-1-1	3	0	0	1	0	0
at Florida	2/22	5		1-1	1.000	0-0	.000	0-0	.000	1-0-1	0	0	0	0	0	2
AUBURN	2/25	11		1-3	.333	1-1	1.000	0-0	.000	1-1-2	1	0	2	0	1	3
VANDERBILT	3/1	7		1-2	.500	0-0	.000	0-0	.000	1-0-1	1	0	1	0	0	2
at Arkansas	3/4	24		2-6	.333	0-2	.000	3-6	.500	3-2-5	2	2	2	0	1	7

## Career Statistics

Year	GP-GS	Min-Avg	FG-FGA	Pct	3FG-FGA	Pct	FT-FTA	Pct	Off-Def-Tot-Avg	PF-FO	Ast	TO	Blk	Stl	Pts	Avg
2022-23	17-0	187-11.0	10-29	.345	3-9	.333	23-33	.697	16-21-37-2.2	25-0	8	13	6	9	46	2.7
<b>TOTAL</b>	<b>17-0</b>	<b>187-11.0</b>	<b>10-29</b>	<b>.345</b>	<b>3-9</b>	<b>.333</b>	<b>23-33</b>	<b>.697</b>	<b>16-21-37-2.2</b>	<b>25-0</b>	<b>8</b>	<b>13</b>	<b>6</b>	<b>9</b>	<b>46</b>	<b>2.7</b>



# DAIMION COLLINS 4

Sophomore | Forward | 6-9 | 210 | Atlanta, Texas | Atlanta HS

## 2022-23 SEASON/CAREER HIGHS

<b>Points</b>		
Season	7, ARKANSAS (2/7/23)	
Career	14, ROBERT MORRIS (11/12/21)	
<b>Rebounds</b>		
Season	7, S. CAROLINA ST. (11/17/22)	
Career	8, HIGH POINT (12/31/21)	
<b>Field Goals</b>		
Season	3, ARKANSAS (2/7/23)	
Career	7, ROBERT MORRIS (11/12/21)	
<b>Field Goals Attempted</b>		
Season	7, NORTH FLORIDA (11/23/22)	
Career	10, NORTH FLORIDA (11/26/21)	
<b>3-Point Field Goals</b>		
Season	-	
Career	-	
<b>3-Point Field Goals Attempted</b>		
Season	1, 2x, last vs. Michigan (12/4/22)	
Career	2, NORTH FLORIDA (11/26/21)	
<b>Free Throws</b>		
Season	3, FLORIDA (2/4/23)	
Career	6, at Alabama (2/5/22)	
<b>Free Throws Attempted</b>		
Season	4, 2x, last FLORIDA (2/4/23)	
Career	6, at Alabama (2/5/22)	
<b>Assists</b>		
Season	1, 4x, last at Arkansas (3/4/23)	
Career	3, ROBERT MORRIS (11/12/21)	
<b>Steals</b>		
Season	1, 5x, last FLORIDA (2/4/23)	
Career	1, 10x, last FLORIDA (2/4/23)	
<b>Blocked Shots</b>		
Season	3, SOUTH CAROLINA (1/10/23)	
Career	4, ROBERT MORRIS (11/12/21)	
<b>Minutes Played</b>		
Season	22, SOUTH CAROLINA (1/10/23)	
Career	25, NORTH FLORIDA (11/26/21)	
<b>MISCELLANEOUS</b>		
	<b>2022-23</b>	<b>CAREER</b>
Dunks	9	31
Double-Figure Scoring Games	0	3
Double-Figure Rebounding Games	0	0
Games With Double-Double	0	0
Games Led UK in Scoring	0	0
Games Led UK in Rebounding	0	1
Games Led UK in Assists	0	0
Games Led UK in Steals	1	1
Games Led UK in Blocks	3	10
Games With 3+ Assists	0	1
Games With 3+ Blocks	1	4
Games With 3+ Steals	0	0
Games With 3+ Three-Pointers	0	0

- Logged four points, two boards and a block in the win at Arkansas
- Had a season-high seven points against Arkansas at home
- Hit a pair of clutch free throws late to seal the victory over Florida
- Tallied four points in two minutes to help provide a spark in the first half at Ole Miss
- Missed the game at Tennessee with a left foot injury
- Scored two points, added four rebounds and a game-high three blocks in a season-high 22 minutes vs. South Carolina
- Had four points, two boards, a block and a steal in 14 minutes at Alabama
- Scored six points and added seven rebounds in the win over South Carolina State
- Made his first appearance of the season against Michigan State after missing the Howard and Duquesne games due to personal reasons
- Had 10 points, eight boards and a pair of blocks in the Blue-White Game
- Averaged 10.0 points per game on 60.7% shooting and added 5.3 rebounds in four games in The Bahamas
- Owns a 46.5-inch vertical set at the 2022 Pro Day
- Had three double-figure scoring efforts as a freshman, including a career-high 14 against Robert Morris

## Game-By-Game Statistics

Opponent	Date	GS	Min	FG-A	Pct.	3FG-A	Pct.	FT-A	Pct.	Off-Def-Tot	PF	Ast	TO	Blk	Stl	Pts
HOWARD	11/7			DNP - Personal reasons												
DUQUESNE	11/11			DNP - Personal reasons												
vs. Michigan State	11/15	18	0-1	.000	0-0	.000	2-4	.500	0-1-1	2	0	1	0	1	2	
S. CAROLINA STATE	11/17	18	2-4	.500	0-0	.000	2-2	1.000	1-6-7	1	0	3	2	0	6	
at Gonzaga	11/20	4	0-0	.000	0-0	.000	0-0	.000	0-0-0	1	0	1	0	1	0	
NORTH FLORIDA	11/23	17	2-7	.286	0-1	.000	0-0	.000	1-4-5	4	1	1	2	0	4	
BELLMINE	11/29	9	0-1	.000	0-0	.000	0-0	.000	2-1-3	2	0	3	0	0	0	
vs. Michigan	12/4	13	0-2	.000	0-1	.000	1-2	.500	0-5-5	0	0	1	0	0	1	
YALE	12/10	6	0-1	.000	0-1	.000	0-0	.000	1-1-2	2	0	2	0	0	0	
vs. UCLA	12/17			DNP - Coach's decision												
FLORIDA A&M	12/21	5	0-0	.000	0-0	.000	0-0	.000	0-1-1	1	0	0	0	0	0	
at Missouri	12/28			DNP - Coach's decision												
LOUISVILLE	12/31	3	1-2	.500	0-0	.000	0-0	.000	0-0-0	0	0	0	0	0	2	
LSU	1/3	8	1-3	.333	0-0	.000	0-0	.000	1-0-1	2	0	0	1	0	2	
at Alabama	1/7	14	2-3	.667	0-0	.000	0-0	.000	1-1-2	1	0	1	1	1	4	
SOUTH CAROLINA	1/10	*	22	1-4	.250	0-0	.000	0-1	.000	2-2-4	1	1	1	3	1	2
at Tennessee	1/14			DNP - Left foot injury												
GEORGIA	1/17			DNP - Coach's decision												
TEXAS A&M	1/21			DNP - Coach's decision												
at Vanderbilt	1/24			DNP - Coach's decision												
KANSAS	1/28			DNP - Coach's decision												
at Ole Miss	1/31	2	1-1	1.000	0-0	.000	2-3	.667	1-0-1	0	0	0	0	0	4	
FLORIDA	2/4	5	0-0	.000	0-0	.000	3-4	.750	0-1-1	0	0	0	0	1	3	
ARKANSAS	2/7	8	3-4	.750	0-0	.000	1-2	.500	2-0-2	2	0	1	0	0	7	
at Georgia	2/11	8	0-0	.000	0-0	.000	0-0	.000	0-0-0	4	0	1	0	0	0	
at Mississippi State	2/15	6	1-1	1.000	0-0	.000	0-1	.000	0-2-2	2	0	0	0	0	2	
TENNESSEE	2/18	3	0-0	.000	0-0	.000	2-2	1.000	0-2-2	1	1	0	0	0	2	
at Florida	2/22	2	0-2	.000	0-0	.000	0-0	.000	1-0-1	0	0	0	0	0	0	
AUBURN	2/25	3	0-0	.000	0-0	.000	0-0	.000	0-1-1	0	0	0	0	0	0	
VANDERBILT	3/1	6	1-2	.500	0-0	.000	0-0	.000	2-0-2	1	0	1	0	0	2	
at Arkansas	3/4	5	2-2	1.000	0-0	.000	0-0	.000	1-1-2	5	1	0	1	0	4	

## Career Statistics

Year	GP-GS	Min-Avg	FG-FGA	Pct	3FG-FGA	Pct	FT-FTA	Pct	Off-Def-Tot-Avg	PF-FO	Ast	TO	Blk	Stl	Pts	Avg
2021-22	27-1	198-7.3	30-52	.577	0-3	.000	18-21	.857	18-37-55-2.0	33-0	4	16	20	6	78	2.9
2022-23	22-1	187-8.5	17-40	.425	0-3	.000	13-21	.619	16-29-45-2.0	32-1	4	17	10	5	47	2.1
<b>TOTAL</b>	<b>49-2</b>	<b>385-7.9</b>	<b>47-92</b>	<b>.511</b>	<b>0-6</b>	<b>.000</b>	<b>31-42</b>	<b>.738</b>	<b>34-66-100-2.0</b>	<b>65-1</b>	<b>8</b>	<b>33</b>	<b>30</b>	<b>11</b>	<b>125</b>	<b>2.6</b>



# ANTONIO REEVES 12

Senior | Guard | 6-5 | 205 | Chicago | Illinois State Univ.

## 2022-23 SEASON/CAREER HIGHS\*

<b>Points</b>		
Season	37, at Arkansas (3/4/23)	
Career	37, at Arkansas (3/4/23)	
<b>Rebounds</b>		
Season	6, 2x, last at Georgia (2/11/23)	
Career	10, UTSA (12/21/21)	
<b>Field Goals</b>		
Season	12, at Arkansas (3/4/23)	
Career	13, VALPARAISO (2/9/22)	
<b>Field Goals Attempted</b>		
Season	21, at Georgia (2/11/23)	
Career	24, at Valparaiso (1/2/22)	
<b>3-Point Field Goals</b>		
Season	6, 2x, last at Ole Miss (1/31/23)	
Career	6, 3x, last at Ole Miss (1/31/23)	
<b>3-Point Field Goals Attempted</b>		
Season	12, HOWARD (11/7/22)	
Career	12, HOWARD (11/7/22)	
<b>Free Throws</b>		
Season	11, at Arkansas (3/4/23)	
Career	11, at Arkansas (3/4/23)	
<b>Free Throws Attempted</b>		
Season	11, at Arkansas (3/4/23)	
Career	11, at Arkansas (3/4/23)	
<b>Assists</b>		
Season	4, at Florida (2/22/23)	
Career	5, 2x, last vs. SOUTHERN ILLINOIS (2/5/22)	
<b>Steals</b>		
Season	2, at Ole Miss (1/31/23)	
Career	3, 5x, last vs. LOYOLA CHICAGO (2/21/22)	
<b>Blocked Shots</b>		
Season	1, 6x, last at Florida (2/22/23)	
Career	3, 2x, last vs. UNI (3/4/22)	
<b>Minutes Played</b>		
Season	40, 2x, last at Arkansas (3/4/23)	
Career	46, at Eastern Michigan (11/12/21)	
<b>MISCELLANEOUS</b>		
	<b>2022-23</b>	<b>CAREER</b>
Dunks	3	18
Double-Figure Scoring Games	24	84
Double-Figure Rebounding Games	0	1
Games With Double-Double	0	1
Games Led Team in Scoring	11	45
Games Led Team in Rebounding	0	6
Games Led Team in Assists	0	8
Games Led Team in Steals	0	22
Games Led Team in Blocks	1	6
Games With 3+ Assists	3	17
Games With 3+ Blocks	0	1
Games With 3+ Steals	0	5
Games With 3+ Three-Pointers	13	34
<i>*includes Illinois State statistics</i>		

- SEC Sixth Man of the Year
- Tallied double-digit points in 24 games, including 15 of the last 17
- Scored a career-high 37 points on 12 of 17 from the field and a perfect 11 for 11 from the free-throw line in win at Arkansas
- Has four 20-plus-point performances off of the bench, the most in John Calipari's tenure
- Poured in 21 points, connecting on 4 of 7 from deep, in win over Auburn
- Scored 16 points and added a season-high four assists in the win at Florida
- Went for 20 points and a season-high-tying six boards while playing all 40 minutes at Georgia
- Put together his best performance of the season with 27 points, six 3-pointers and a season-high two steals in the win at Ole Miss
- Scored 10 points and dished out a season-high-tying three assists against No. 9 Kansas
- Poured in a game-high 23 points, including five 3-pointers, in win against Texas A&M
- Scored a team-high 18 points, connecting on all eight free throws in win at No. 5 Tennessee
- Scored a game-high 20 points while pulling down four boards at Alabama
- Had 11 points, including three first-half 3-pointers in the win over Michigan
- Led the team with 18 points in the win against Bellarmine
- Scored a team-high-tying 20 points and added a season-best six boards in the win over North Florida
- Led the team in scoring in each of the first two games. Had 22 against Howard, including going 6 of 12 from deep. He charted 18 points with four 3s against Duquesne
  - The six made 3s in the opener were the most ever for a UK player in a debut
- Was the MVP of the Big Blue Bahamas foreign tour this summer
  - Averaged a team-best 17.0 points per game on 52.4% shooting from the field
  - Sunk 14 3-pointers (3.5 per game) and connected at a 51.9% rate
- Scored more than 1,000 career points at Illinois State
- Ranked in the top 20 nationally in scoring (20.1 ppg) as a junior at Illinois State
- Earned All-MVC honors and All-District 16 Team accolades

## Game-By-Game Statistics

Opponent	Date	GS	Min	FG-A	Pct.	3FG-A	Pct.	FT-A	Pct.	Off-Def-Tot	PF	Ast	TO	Blk	Stl	Pts
HOWARD	11/7		25	8-16	.500	6-12	.500	0-1	.000	0-1-1	1	2	3	0	0	22
DUQUESNE	11/11		28	5-9	.556	4-6	.667	4-5	.800	0-3-3	0	0	2	1	1	18
vs. Michigan State	11/15		23	1-7	.143	1-3	.333	2-2	1.000	0-1-1	1	1	1	0	0	5
S. CAROLINA STATE	11/17		20	3-9	.333	3-7	.429	2-2	1.000	0-1-1	2	3	0	0	0	11
at Gonzaga	11/20		24	4-13	.308	2-7	.286	0-1	.000	2-0-2	1	1	0	0	1	10
NORTH FLORIDA	11/23	*	29	7-12	.583	4-8	.500	2-2	1.000	2-4-6	1	1	2	0	0	20
BELLARMINE	11/29	*	24	7-15	.467	3-6	.500	1-1	1.000	2-3-5	2	2	0	1	0	18
vs. Michigan	12/4	*	26	4-9	.444	3-4	.750	0-0	.000	1-3-4	2	2	3	0	0	11
YALE	12/10	*	31	3-7	.429	1-3	.333	3-4	.750	0-2-2	2	3	1	0	1	10
vs. UCLA	12/17	*	22	2-13	.154	2-8	.250	0-1	.000	0-0-0	1	1	2	0	1	6
FLORIDA A&M	12/21		25	4-11	.364	2-7	.286	0-0	.000	0-2-2	1	1	0	0	0	10
at Missouri	12/28		15	3-6	.500	0-3	.000	2-3	.667	0-0-0	2	1	2	0	0	8
LOUISVILLE	12/31		16	1-4	.250	0-2	.000	3-4	.750	0-1-1	1	0	0	1	0	5
LSU	1/3		14	0-1	.000	0-1	.000	2-2	1.000	0-0-0	1	0	1	0	0	2
at Alabama	1/7		21	7-13	.538	4-7	.571	2-4	.500	2-2-4	1	0	1	0	0	20
SOUTH CAROLINA	1/10		28	6-13	.462	1-5	.200	0-0	.000	1-1-2	3	0	0	1	0	13
at Tennessee	1/14		30	4-10	.400	2-6	.333	8-8	1.000	0-4-4	3	1	4	0	0	18
GEORGIA	1/17		26	4-11	.364	1-5	.200	2-2	1.000	0-1-1	4	2	1	0	1	11
TEXAS A&M	1/21		29	8-17	.471	5-11	.455	2-2	1.000	0-1-1	0	1	1	0	1	23
at Vanderbilt	1/24		28	7-14	.500	2-5	.400	0-0	.000	0-2-3	2	1	2	0	0	16
KANSAS	1/28		30	3-9	.333	0-3	.000	4-4	1.000	0-2-2	2	3	1	0	0	10
at Ole Miss	1/31		31	8-12	.667	6-7	.857	5-5	1.000	0-3-3	1	1	4	0	2	27
FLORIDA	2/4		19	2-5	.400	0-0	.000	0-0	.000	0-1-1	1	0	0	1	0	4
ARKANSAS	2/7		30	4-12	.333	1-4	.250	2-2	1.000	0-0-0	3	1	2	0	0	11
at Georgia	2/11	*	40	8-21	.381	4-8	.500	0-0	.000	1-5-6	2	0	1	0	0	20
at Mississippi State	2/15	*	39	5-12	.417	4-7	.571	0-1	.000	0-1-1	4	0	1	0	0	14
TENNESSEE	2/18	*	29	3-8	.375	1-3	.333	1-4	.250	0-2-2	3	0	2	0	1	8
at Florida	2/22	*	39	6-15	.400	2-6	.333	2-2	1.000	0-1-1	3	4	2	1	1	16
AUBURN	2/25	*	36	8-13	.615	4-7	.571	1-1	1.000	0-1-1	3	0	0	0	1	21
VANDERBILT	3/1		29	4-17	.235	1-8	.125	5-8	.625	0-2-2	3	0	3	0	0	14
at Arkansas	3/4	*	40	12-17	.706	2-4	.500	11-11	1.000	0-1-1	4	2	1	0	0	37

## Career Statistics

Year	GP-GS	Min-Avg	FG-FGA	Pct	3FG-FGA	Pct	FT-FTA	Pct	Off-Def-Tot-Avg	PF-FO	Ast	TO	Blk	Stl	Pts	Avg
2019-20	31-3	693-22.4	81-211	.384	33-105	.314	27-41	.659	15-61-76-2.5	38-0	22	30	2	20	222	7.2
2020-21	25-24	751-30.0	110-259	.425	33-108	.306	58-76	.763	19-63-82-3.3	36-0	36	45	6	9	311	12.4
2021-22	33-33	1151-34.9	237-505	.469	76-195	.390	112-137	.818	19-98-117-3.5	59-2	60	77	15	36	662	20.1
2022-23	31-11	843-27.2	151-351	.430	71-173	.410	66-82	.805	12-51-63-2.0	60-0	34	43	6	11	439	14.2
<b>TOTAL</b>	<b>120-71</b>	<b>3439-28.7</b>	<b>579-1326</b>	<b>.437</b>	<b>213-581</b>	<b>.367</b>	<b>263-336</b>	<b>.783</b>	<b>65-273-338-2.8</b>	<b>193-2</b>	<b>152</b>	<b>195</b>	<b>29</b>	<b>76</b>	<b>1634</b>	<b>13.6</b>





# BRENNAN CANADA 14

Senior | Forward | 6-6 | 205 | Mount Sterling, Ky. | George Rogers Clark HS

- Made his first career start on Senior Day against Vanderbilt
- Drained first-career 3-pointer in win over South Carolina State
- Hauled in a rebound in two minutes of action against Howard
- Scored five points in seven minutes against Kentucky State
- Put on scholarship in January
- Graduated with a degree in communication and is now pursuing a graduate certificate in sport, fitness and recreation management
- Inducted into UK's Frank G. Ham Society of Character which honors student-athletes who have shown an extraordinary commitment to academic excellence, athletic participation, personal development, career preparation and serving as a role model
- Played in a career-high nine games and scored in three contests as a junior
- Student Athletic Advisory Committee member

2022-23 SEASON/CAREER HIGHS		
<b>Points</b>		
Season	3, S. CAROLINA ST. (11/17/22)	
Career	3, S. CAROLINA ST. (11/17/22)	
<b>Rebounds</b>		
Season	1, HOWARD (11/7/22)	
Career	1, 2x, last HOWARD (11/7/22)	
<b>Field Goals</b>		
Season	1, S. CAROLINA ST. (11/17/22)	
Career	1, 4x, last S. CAROLINA ST. (11/17/22)	
<b>Field Goals Attempted</b>		
Season	1, 3x, last NORTH FLORIDA (11/23/22)	
Career	2, WESTERN KENTUCKY (12/22/21)	
<b>3-Point Field Goals</b>		
Season	1, S. CAROLINA ST. (11/17/22)	
Career	1, S. CAROLINA ST. (11/17/22)	
<b>3-Point Field Goals Attempted</b>		
Season	1, 3x, last N. FLORIDA (11/23/22)	
Career	1, 3x, last N. FLORIDA (11/23/22)	
<b>Free Throws</b>		
Season	-	
Career	-	
<b>Free Throws Attempted</b>		
Season	-	
Career	-	
<b>Assists</b>		
Season	-	
Career	1, UALBANY (11/22/21)	
<b>Steals</b>		
Season	-	
Career	1, SOUTH CAROLINA (3/6/21)	
<b>Blocked Shots</b>		
Season	-	
Career	1, TENNESSEE (1/15/22)	
<b>Minutes Played</b>		
Season	2, 4x, last AUBURN (11/23/22)	
Career	3, HIGH POINT (12/31/21)	
<b>MISCELLANEOUS</b>		
	<b>2022-23</b>	<b>CAREER</b>
Dunks	0	0
Double-Figure		
Scoring Games	0	0
Double-Figure		
Rebounding Games	0	0
Games With		
Double-Double	0	0
Games Led UK		
in Scoring	0	0
Games Led UK		
in Rebounding	0	0
Games Led UK		
in Assists	0	0
Games Led UK		
in Steals	0	0
Games Led UK		
in Blocks	0	1
Games With		
3+ Assists	0	0
Games With		
3+ Blocks	0	0
Games With		
3+ Steals	0	0
Games With		
3+ Three-Pointers	0	0

## Game-By-Game Statistics

Opponent	Date	GS	Min	FG-A	Pct.	3FG-A	Pct.	FT-A	Pct.	Off-Def-Tot	PF	Ast	TO	Blk	Stl	Pts
HOWARD	11/7		2	0-1	.000	0-1	.000	0-0	.000	0-1-1	0	0	0	0	0	0
DUQUESNE	11/11			DNP - Illness												
vs. Michigan State	11/15			DNP - Coach's decision												
S. CAROLINA STATE	11/17		2	1-1	1.000	1-1	1.000	0-0	.000	0-0-0	0	0	0	0	0	3
at Gonzaga	11/20			DNP - Coach's decision												
NORTH FLORIDA	11/23		2	0-1	.000	0-1	.000	0-0	.000	0-0-0	1	0	1	0	0	0
BELLARMINE	11/29			DNP - Coach's decision												
vs. Michigan	12/4			DNP - Coach's decision												
YALE	12/10			DNP - Coach's decision												
vs. UCLA	12/17			DNP - Coach's decision												
FLORIDA A&M	12/21			DNP - Coach's decision												
at Missouri	12/28			DNP - Coach's decision												
LOUISVILLE	12/31			DNP - Coach's decision												
LSU	1/3			DNP - Coach's decision												
at Alabama	1/7			DNP - Coach's decision												
SOUTH CAROLINA	1/10			DNP - Coach's decision												
at Tennessee	1/14			DNP - Coach's decision												
GEORGIA	1/17			DNP - Coach's decision												
TEXAS A&M	1/21			DNP - Coach's decision												
at Vanderbilt	1/24			DNP - Coach's decision												
KANSAS	1/28			DNP - Coach's decision												
at Ole Miss	1/31			DNP - Coach's decision												
FLORIDA	2/4			DNP - Coach's decision												
ARKANSAS	2/7			DNP - Coach's decision												
at Georgia	2/11			DNP - Coach's decision												
at Mississippi State	2/15			DNP - Coach's decision												
TENNESSEE	2/18			DNP - Coach's decision												
at Florida	2/22			DNP - Coach's decision												
AUBURN	2/25		2	0-0	.000	0-0	.000	0-0	.000	0-0-0	0	0	0	0	0	0
VANDERBILT	3/1		* 1	0-0	.000	0-0	.000	0-0	.000	0-0-0	0	0	0	0	0	0
at Arkansas	3/4			DNP - Coach's decision												

## Career Statistics

Year	GP-GS	Min-Avg	FG-FGA	Pct	3FG-FGA	Pct	FT-FTA	Pct	Off-Def-Tot-Avg	PF-FO	Ast	TO	Blk	Stl	Pts	Avg
2019-20	4-0	3-0.8	0-0	.000	0-0	.000	0-0	.000	0-0-0-0.0	0-0	0	1	0	0	0	0.0
2020-21	2-0	3-1.5	0-0	.000	0-0	.000	0-0	.000	0-0-0-0.0	0-0	0	2	0	1	0	0.0
2021-22	9-0	13-1.4	3-4	.750	0-1	.000	0-0	.000	1-0-1-0.1	0-0	1	0	1	0	6	0.7
2022-23	5-1	9-1.8	1-3	.333	1-3	.333	0-0	.000	0-1-1-0.2	0-0	0	0	0	0	3	0.6
<b>TOTAL</b>	<b>20-1</b>	<b>27-1.3</b>	<b>4-7</b>	<b>.571</b>	<b>1-4</b>	<b>.250</b>	<b>0-0</b>	<b>.000</b>	<b>1-1-2-0.1</b>	<b>0-0</b>	<b>1</b>	<b>3</b>	<b>1</b>	<b>1</b>	<b>9</b>	<b>0.5</b>



# WALKER HORN 21

Freshman | Guard | 6-4 | 200 | Austin, Texas | Westlake HS

2022-23 SEASON/CAREER HIGHS*		
<b>Points</b>		
Season	-	
Career	-	
<b>Rebounds</b>		
Season	1, S. CAROLINA ST. (11/17/22)	
Career	1, S. CAROLINA ST. (11/17/22)	
<b>Field Goals</b>		
Season	-	
Career	-	
<b>Field Goals Attempted</b>		
Season	1, NORTH FLORIDA (11/23/22)	
Career	1, NORTH FLORIDA (11/23/22)	
<b>3-Point Field Goals</b>		
Season	-	
Career	-	
<b>3-Point Field Goals Attempted</b>		
Season	1, NORTH FLORIDA (11/23/22)	
Career	1, NORTH FLORIDA (11/23/22)	
<b>Free Throws</b>		
Season	-	
Career	-	
<b>Free Throws Attempted</b>		
Season	-	
Career	-	
<b>Assists</b>		
Season	1, S. CAROLINA ST. (11/17/22)	
Career	1, S. CAROLINA ST. (11/17/22)	
<b>Steals</b>		
Season	-	
Career	-	
<b>Blocked Shots</b>		
Season	-	
Career	-	
<b>Minutes Played</b>		
Season	2, 4x, last AUBURN (2/25/23)	
Career	2, 4x, last AUBURN (2/25/23)	
<b>MISCELLANEOUS</b>		
	<b>2022-23</b>	<b>CAREER*</b>
Dunks	0	0
Double-Figure		
Scoring Games	0	0
Double-Figure		
Rebounding Games	0	0
Games With		
Double-Double	0	0
Games Led UK		
in Scoring	0	0
Games Led UK		
in Rebounding	0	0
Games Led UK		
in Assists	0	0
Games Led UK		
in Steals	0	0
Games Led UK		
in Blocks	0	0
Games With		
3+ Assists	0	0
Games With		
3+ Blocks	0	0
Games With		
3+ Steals	0	0
Games With		
3+ Three-Pointers	0	0

- Snatched a rebound and had an assist in the win over South Carolina State
- Played two minutes against Howard in first collegiate appearance
- Son of Darrin Horn, the current head men's basketball coach at Northern Kentucky University
- State semifinalist at Westlake as a senior and the team had a 38-2 record
- Averaged 9.3 points, 5.2 assists and 2.4 rebounds as a senior
- Graduated cum laude and was a recipient of a Kentucky Provost Academic Scholarship

## Game-By-Game Statistics

Opponent	Date	GS	Min	FG-A	Pct.	3FG-A	Pct.	FT-A	Pct.	Off-Def-Tot	PF	Ast	TO	Blk	Stl	Pts
HOWARD	11/7	2		0-0	.000	0-0	.000	0-0	.000	0-0-0	0	0	1	0	0	0
DUQUESNE	11/11			DNP - Coach's decision												
vs. Michigan State	11/15			DNP - Coach's decision												
S. CAROLINA STATE	11/17	2		0-0	.000	0-0	.000	0-0	.000	0-1-1	0	1	1	0	0	0
at Gonzaga	11/20			DNP - Coach's decision												
NORTH FLORIDA	11/23	2		0-1	.000	0-1	.000	0-0	.000	0-0-0	1	0	1	0	0	0
BELLARMINE	11/29			DNP - Coach's decision												
vs. Michigan	12/4			DNP - Coach's decision												
YALE	12/10			DNP - Coach's decision												
vs. UCLA	12/17			DNP - Coach's decision												
FLORIDA A&M	12/21			DNP - Coach's decision												
at Missouri	12/28			DNP - Coach's decision												
LOUISVILLE	12/31			DNP - Coach's decision												
LSU	1/3			DNP - Coach's decision												
at Alabama	1/7			DNP - Coach's decision												
SOUTH CAROLINA	1/10			DNP - Coach's decision												
at Tennessee	1/14			DNP - Coach's decision												
GEORGIA	1/17			DNP - Coach's decision												
TEXAS A&M	1/21			DNP - Coach's decision												
at Vanderbilt	1/24			DNP - Coach's decision												
KANSAS	1/28			DNP - Coach's decision												
at Ole Miss	1/31			DNP - Coach's decision												
FLORIDA	2/4			DNP - Coach's decision												
ARKANSAS	2/7			DNP - Coach's decision												
at Georgia	2/11			DNP - Coach's decision												
at Mississippi State	2/15			DNP - Coach's decision												
TENNESSEE	2/18			DNP - Coach's decision												
at Florida	2/22			DNP - Coach's decision												
AUBURN	2/25	2		0-0	.000	0-0	.000	0-0	.000	0-0-0	0	0	1	0	0	0
VANDERBILT	3/1			DNP - Coach's decision												
at Arkansas	3/4			DNP - Coach's decision												

## Career Statistics

Year	GP-GS	Min-Avg	FG-FGA	Pct	3FG-FGA	Pct	FT-FTA	Pct	Off-Def-Tot-Avg	PF-FO	Ast	TO	Blk	Stl	Pts	Avg
2022-23	4-0	8-2.0	0-1	.000	0-1	.000	0-0	.000	0-1-1-0.3	1-0	1	4	0	0	0	0.0
<b>TOTAL</b>	<b>4-0</b>	<b>8-2.0</b>	<b>0-1</b>	<b>.000</b>	<b>0-1</b>	<b>.000</b>	<b>0-0</b>	<b>.000</b>	<b>0-1-1-0.3</b>	<b>1-0</b>	<b>1</b>	<b>4</b>	<b>0</b>	<b>0</b>	<b>0</b>	<b>0.0</b>



# CASON WALLACE 22

Freshman | Guard | 6-4 | 193 | Dallas | Richardson HS

2022-23 SEASON/CAREER HIGHS*		
<b>Points</b>		
Season	27, FLORIDA A&M (12/21/22)	
Career	27, FLORIDA A&M (12/21/22)	
<b>Rebounds</b>		
Season	8, 2x, last vs. Michigan (12/4/22)	
Career	8, 2x, last vs. Michigan (12/4/22)	
<b>Field Goals</b>		
Season	10, 2x, last ARKANSAS (2/7/23)	
Career	10, 2x, last ARKANSAS (2/7/23)	
<b>Field Goals Attempted</b>		
Season	17, ARKANSAS (2/7/23)	
Career	17, ARKANSAS (2/7/23)	
<b>3-Point Field Goals</b>		
Season	5, 2x, last at Missouri (12/28/22)	
Career	5, 2x, last at Missouri (12/28/22)	
<b>3-Point Field Goals Attempted</b>		
Season	13, at Missouri (12/28/22)	
Career	13, at Missouri (12/28/22)	
<b>Free Throws</b>		
Season	5, 2x, last AUBURN (2/25/23)	
Career	5, 2x, last AUBURN (2/25/23)	
<b>Free Throws Attempted</b>		
Season	6, AUBURN (2/25/23)	
Career	6, AUBURN (2/25/23)	
<b>Assists</b>		
Season	11, at Mississippi State (2/15/23)	
Career	11, at Mississippi State (2/15/23)	
<b>Steals</b>		
Season	8, vs. Michigan State (11/15/22)	
Career	8, vs. Michigan State (11/15/22)	
<b>Blocked Shots</b>		
Season	3, FLORIDA (2/4/23)	
Career	3, FLORIDA (2/4/23)	
<b>Minutes Played</b>		
Season	44, vs. Michigan State (11/15/22)	
Career	44, vs. Michigan State (11/15/22)	
<b>MISCELLANEOUS</b>		
	<b>2022-23</b>	<b>CAREER*</b>
Dunks	11	11
Double-Figure Scoring Games	17	17
Double-Figure Rebounding Games	0	0
Games With Double-Double	0	0
Games Led UK in Scoring	5	5
Games Led UK in Rebounding	0	0
Games Led UK in Assists	13	13
Games Led UK in Steals	17	17
Games Led UK in Blocks	6	6
Games With 3+ Assists	19	19
Games With 3+ Blocks	1	1
Games With 3+ Steals	6	6
Games With 3+ Three-Pointers	3	3

- SEC All-Freshman Team honoree
- Ranks among the league leaders in assist-to-turnover ratio (4th), assists per game (2nd) and steals per game (5th)
- Missed the Arkansas game with a lower leg injury and is considered day to day
- Totaled 19 points to go along with a game-high nine assists and four steals in win over Auburn
- Went for 16 points, six boards and a game-high six assists in win over No. 10 Tennessee
- Dished out a career-high 11 assists at Mississippi State. The 11 assists were the second-most in program history for a freshman in a true road game
- Had 24 points, five assists, three steals and two blocks against Arkansas
- Totaled a team-high 20 points to go along with three boards and a career-high three blocks in win over Florida on his way to his third SEC Freshman of the Week honor
- Named SEC Freshman of the Week on Jan. 30 after averaging 12.0 points, 5.5 boards, 3.0 assists and 2.5 steals for the week as the Wildcats split games at Vanderbilt and at home against No. 9 Kansas
- Went for 14 points, six rebounds, five assists and five steals against No. 9 Kansas
- Posted 17 points, an assist, a block and a steal in the win over Georgia
- Went for 17 points and five boards in win against Louisville
- Garnered SEC Freshman of the Week honors Dec. 27 after posting a career-high 27 points to go along with a career-high-tying nine assists, four steals and two boards against Florida A&M
- Had 19 points with five 3-pointers and a pair of steals at Missouri
- Named MVP of the London Showcase after charting a team-high 14 points, eight rebounds, five assists, a block and a steal. He also was a perfect 4 of 4 from behind the arc, including draining the game-clinching 3-pointer with 70 seconds to play
- Went for 14 points and four steals at Gonzaga
- Tied a UK single-game record with eight steals against Michigan State. Also added 14 points, five boards and five assists, while playing a team-high 44 minutes
- Flirted with a triple-double against Howard, going for 15 points, eight boards and a game-high nine assists
  - Only freshman in school history to have 15-9-8 in collegiate debut
- Five-star prospect who was ranked as high as No. 7 overall by Rivals
- Averaged 19.9 points, 7.4 boards and 6.1 assists per game as a senior at Richardson
  - Named the 2022 Texas Gatorade Player of the Year

## Game-By-Game Statistics

Opponent	Date	GS	Min	FG-A	Pct.	3FG-A	Pct.	FT-A	Pct.	Off-Def-Tot	PF	Ast	TO	Blk	Stl	Pts
HOWARD	11/7	*	35	7-11	.636	1-2	.500	0-0	.000	2-6-8	4	9	2	0	2	15
DUQUESNE	11/11	*	27	3-6	.500	1-1	1.000	1-2	.500	2-1-3	1	4	4	1	2	8
vs. Michigan State	11/15	*	44	5-10	.500	2-5	.400	2-4	.500	2-3-5	3	5	3	1	8	14
S. CAROLINA STATE	11/17	*	24	5-7	.714	2-4	.500	0-0	.000	1-1-2	0	3	2	0	1	12
at Gonzaga	11/20	*	35	5-9	.556	2-3	.667	2-2	1.000	0-2-2	4	2	3	0	4	14
NORTH FLORIDA	11/23	*	25	3-8	.375	2-6	.333	0-0	.000	0-1-1	1	6	0	0	1	8
BELLMINE	11/29	*	30	1-5	.200	0-3	.000	1-2	.500	1-3-4	2	3	1	0	2	3
vs. Michigan	12/4	*	36	5-8	.625	4-4	1.000	0-2	.000	4-4-8	2	5	2	1	1	14
YALE	12/10	*	35	2-4	.500	2-3	.667	2-2	1.000	3-2-5	2	2	1	0	1	8
vs. UCLA	12/17	*	33	2-13	.154	1-7	.143	2-3	.667	1-2-3	3	0	2	0	2	7
FLORIDA A&M	12/21	*	32	10-15	.667	5-6	.833	2-5	.400	1-1-2	3	9	2	0	4	27
at Missouri	12/28	*	32	7-16	.438	5-13	.385	0-0	.000	0-0-0	4	1	1	1	2	19
LOUISVILLE	12/31	*	37	6-8	.750	2-4	.500	3-4	.750	0-5-5	3	2	0	0	2	17
LSU	1/3	*	40	6-13	.462	2-7	.286	0-0	.000	0-3-3	1	4	1	0	0	14
at Alabama	1/7	*	23	1-13	.077	0-6	.000	0-0	.000	1-4-5	3	3	1	0	1	2
SOUTH CAROLINA	1/10	*	8	2-3	.667	0-0	.000	0-0	.000	0-0-0	1	1	0	0	0	4
at Tennessee	1/14	*	22	0-3	.000	0-1	.000	0-0	.000	0-3-3	4	6	5	0	2	0
GEORGIA	1/17	*	28	7-11	.636	2-4	.500	1-2	.500	0-2-2	4	1	1	1	1	17
TEXAS A&M	1/21	*	36	4-13	.308	1-7	.143	2-2	1.000	4-0-4	3	4	5	2	1	11
at Vanderbilt	1/24	*	32	4-8	.500	2-5	.400	0-0	.000	0-5-5	3	1	0	0	1	10
KANSAS	1/28	*	37	4-7	.571	2-3	.667	4-5	.800	0-6-6	3	5	2	1	5	14
at Ole Miss	1/31									DNP - Lower extremity precautionary reasons						
FLORIDA	2/4	*	28	7-10	.700	1-1	1.000	5-5	1.000	0-3-3	1	2	3	3	1	20
ARKANSAS	2/7	*	39	10-17	.588	1-3	.333	3-3	1.000	1-2-3	3	5	5	2	3	24
at Georgia	2/11	*	28	2-8	.250	0-4	.000	1-1	1.000	2-1-3	4	6	1	1	0	5
at Mississippi State	2/15	*	38	1-13	.077	0-8	.000	2-2	1.000	2-2-4	1	11	1	0	2	4
TENNESSEE	2/18	*	39	6-14	.429	0-3	.000	4-5	.800	0-6-6	2	6	3	0	1	16
at Florida	2/22	*	38	2-8	.250	0-1	.000	4-4	1.000	0-2-2	2	6	6	1	2	8
AUBURN	2/25	*	37	6-12	.500	2-2	1.000	5-6	.833	0-3-3	2	9	3	0	4	19
VANDERBILT	3/1	*	20	2-7	.286	0-2	.000	2-2	1.000	0-2-2	1	1	0	0	0	6
at Arkansas	3/4									DNP - Lower leg injury						

## Career Statistics

Year	GP-GS	Min-Avg	FG-FGA	Pct	3FG-FGA	Pct	FT-FTA	Pct	Off-Def-Tot-Avg	PF-FO	Ast	TO	Blk	Stl	Pts	Avg
2022-23	29-29	920-31.7	125-280	.446	42-118	.356	48-63	.762	27-75-102-3.5	70-0	122	60	15	56	340	11.7
<b>TOTAL</b>	<b>29-29</b>	<b>920-31.7</b>	<b>125-280</b>	<b>.446</b>	<b>42-118</b>	<b>.356</b>	<b>48-63</b>	<b>.762</b>	<b>27-75-102-3.5</b>	<b>70-0</b>	<b>122</b>	<b>60</b>	<b>15</b>	<b>56</b>	<b>340</b>	<b>11.7</b>



# CHRIS LIVINGSTON 24

Freshman | Forward | 6-6 | 220 | Akron, Ohio | Oak Hill Acad.

## 2022-23 SEASON/CAREER HIGHS\*

<b>Points</b>		
Season	14, vs. UCLA (12/17/22)	
Career	14, vs. UCLA (12/17/22)	
<b>Rebounds</b>		
Season	15, at Florida (2/22/23)	
Career	15, at Florida (2/22/23)	
<b>Field Goals</b>		
Season	5, 2x, last ARKANSAS (2/7/23)	
Career	5, 2x, last ARKANSAS (2/7/23)	
<b>Field Goals Attempted</b>		
Season	11, at Florida (2/22/23)	
Career	11, at Florida (2/22/23)	
<b>3-Point Field Goals</b>		
Season	2, 3x, last ARKANSAS (2/7/23)	
Career	2, 3x, last ARKANSAS (2/7/23)	
<b>3-Point Field Goals Attempted</b>		
Season	4, LSU (1/3/23)	
Career	4, LSU (1/3/23)	
<b>Free Throws</b>		
Season	7, NORTH FLORIDA (11/23/22)	
Career	7, NORTH FLORIDA (11/23/22)	
<b>Free Throws Attempted</b>		
Season	7, 2x, last TENNESSEE (2/18/23)	
Career	7, 2x, last TENNESSEE (2/18/23)	
<b>Assists</b>		
Season	3, at Mississippi State (2/15/23)	
Career	3, at Mississippi State (2/15/23)	
<b>Steals</b>		
Season	2, 3x, last VANDERBILT (3/1/23)	
Career	2, 3x, last VANDERBILT (3/1/23)	
<b>Blocked Shots</b>		
Season	1, 10x, last at Arkansas (3/4/23)	
Career	1, 10x, last at Arkansas (3/4/23)	
<b>Minutes Played</b>		
Season	39, at Florida (2/22/23)	
Career	39, at Florida (2/22/23)	
<b>MISCELLANEOUS</b>		
	<b>2022-23</b>	<b>CAREER*</b>
Dunks	8	8
Double-Figure Scoring Games	6	6
Double-Figure Rebounding Games	2	2
Games With Double-Double	2	2
Games Led UK in Scoring	1	1
Games Led UK in Rebounding	2	2
Games Led UK in Assists	0	0
Games Led UK in Steals	2	2
Games Led UK in Blocks	5	5
Games With 3+ Assists	1	1
Games With 3+ Blocks	0	0
Games With 3+ Steals	0	0
Games With 3+ Three-Pointers	0	0

- SEC All-Freshman Team honoree
- Grabbed nine boards in win at Arkansas
- Produced his second-career double-double with 10 points and a career-high 15 boards in a win at Florida
- Named SEC Freshman of the Week Feb. 20 after averaging 12.5 points, 7.5 rebounds and two assists per game in wins at Mississippi State and against No. 10 Tennessee
- Notched first career double-double with 12 points and a career-best 10 boards in a season-high 37 minutes in win over No. 10 Tennessee
- Had 13 points, five rebounds, three assists and two steals in a winning effort at Mississippi State. He scored all 13 points in the second half of the Wildcats' win at Mississippi State
- Poured in nine points at Georgia
- Logged 13 points and added five boards against Arkansas
- Tallied six points, while hauling in a season-high-tying seven rebounds and playing in 31 minutes at Ole Miss
- Scored eight points on 4-of-5 shooting against No. 9 Kansas
- Had six points, four boards, a block and a steal in 18 minutes in win over No. 5 Tennessee
- Led the Cats with a career-best 14 points, including a pair of 3-pointers, against UCLA
- Had 13 points and four boards in the win over South Carolina State
- Went for nine points and five rebounds against Howard in collegiate debut
- Logged averages of 9.8 points, 5.8 rebounds and 2.0 assists per game during UK's foreign tour this summer
  - With 23 total rebounds, he trailed only Oscar Tshiebwe for the week
- Five-star prospect who was ranked as high as No. 10 overall by Rivals
- Averaged 18.2 points, 9.1 rebounds, 3.9 assists and 1.9 steals per game during his senior season at Oak Hill
  - Named the 2022 Virginia Gatorade Player of the Year and 2021 Ohio Gatorade Player of the Year
- Tabbed a McDonald's All-American and also participated in the Jordan Brand Classic
- Named MVP of the 2019 FIBA Americas U16 Championship after leading Team USA to a gold medal while averaging 14.8 points and 8.0 rebounds

## Game-By-Game Statistics

Opponent	Date	GS	Min	FG-A	Pct.	3FG-A	Pct.	FT-A	Pct.	Off-Def-Tot	PF	Ast	TO	Blk	Stl	Pts
HOWARD	11/7	*	19	4-6	.667	1-2	.500	0-0	.000	1-3-4	3	0	1	0	1	9
DUQUESNE	11/11	*	19	2-7	.286	1-2	.500	0-0	.000	1-6-7	0	0	1	0	1	5
vs. Michigan State	11/15	*	12	0-3	.000	0-2	.000	1-2	.500	0-3-3	0	0	1	0	0	1
S. CAROLINA STATE	11/17		17	4-6	.667	1-2	.500	4-4	1.000	1-3-4	1	0	0	1	0	13
at Gonzaga	11/20		8	0-1	.000	0-1	.000	0-0	.000	0-2-2	1	0	0	0	0	0
NORTH FLORIDA	11/23		16	1-2	.500	0-1	.000	7-7	1.000	0-0-0	1	1	0	0	2	9
BELLARMINE	11/29		12	0-0	.000	0-0	.000	0-0	.000	1-4-5	1	1	1	0	1	0
vs. Michigan	12/4		7	1-3	.333	0-0	.000	0-0	.000	0-1-1	1	0	1	0	0	2
YALE	12/10		14	3-5	.600	1-1	1.000	0-0	.000	0-0-0	0	2	1	0	0	7
vs. UCLA	12/17		25	5-8	.625	2-3	.667	2-3	.667	2-2-4	4	0	3	1	0	14
FLORIDA A&M	12/21	*	15	3-4	.750	1-1	1.000	1-2	.500	0-2-2	1	0	0	0	0	8
at Missouri	12/28	*	11	1-5	.200	0-1	.000	0-0	.000	0-4-4	1	0	2	0	0	2
LOUISVILLE	12/31	*	21	2-6	.333	1-3	.333	0-0	.000	1-2-3	1	2	0	0	1	5
LSU	1/3	*	29	1-5	.200	1-4	.250	2-2	1.000	0-1-1	1	1	0	0	0	5
at Alabama	1/7	*	23	2-6	.333	0-3	.000	0-0	.000	2-1-3	1	0	1	0	0	4
SOUTH CAROLINA	1/10	*	14	1-3	.333	0-0	.000	0-0	.000	1-2-3	2	0	1	1	0	2
at Tennessee	1/14	*	18	2-5	.400	0-0	.000	2-2	1.000	1-3-4	2	0	1	1	1	6
GEORGIA	1/17	*	16	1-4	.250	0-1	.000	2-2	1.000	0-1-1	0	2	1	1	1	4
TEXAS A&M	1/21	*	13	2-6	.333	2-2	1.000	0-0	.000	1-1-2	2	0	1	0	0	6
at Vanderbilt	1/24	*	15	1-3	.333	0-0	.000	0-0	.000	2-0-2	1	1	1	0	0	2
KANSAS	1/28	*	17	4-5	.800	0-1	.000	0-0	.000	0-2-2	1	0	1	1	0	8
at Ole Miss	1/31	*	31	3-5	.600	0-1	.000	0-0	.000	3-4-7	5	1	0	0	0	6
FLORIDA	2/4	*	19	1-2	.500	0-1	.000	2-2	1.000	1-1-2	2	0	0	0	1	4
ARKANSAS	2/7	*	33	5-10	.500	2-3	.667	1-2	.500	1-4-5	2	0	2	0	0	13
at Georgia	2/11	*	36	4-8	.500	1-3	.333	0-0	.000	1-2-3	4	1	0	0	0	9
at Mississippi State	2/15	*	32	3-6	.500	1-3	.333	6-6	1.000	1-4-5	2	3	1	1	2	13
TENNESSEE	2/18	*	37	4-5	.800	1-1	1.000	3-7	.429	3-7-10	3	1	0	1	0	12
at Florida	2/22	*	39	4-11	.364	0-3	.000	2-3	.667	4-11-15	3	2	0	1	0	10
AUBURN	2/25	*	23	2-4	.500	0-1	.000	2-2	1.000	1-1-2	3	1	2	0	0	6
VANDERBILT	3/1		32	3-7	.429	1-2	.500	1-2	.500	1-6-7	3	0	0	0	2	8
at Arkansas	3/4	*	34	0-5	.000	0-3	.000	1-4	.250	0-9-9	4	1	4	1	1	1

## Career Statistics

Year	GP-GS	Min-Avg	FG-FGA	Pct	3FG-FGA	Pct	FT-FTA	Pct	Off-Def-Tot-Avg	PF-FO	Ast	TO	Blk	Stl	Pts	Avg
2022-23	31-23	658-21.2	69-156	.442	17-51	.333	39-52	.750	30-92-122-3.9	56-1	20	27	10	14	194	6.3
<b>TOTAL</b>	<b>31-23</b>	<b>658-21.2</b>	<b>69-156</b>	<b>.442</b>	<b>17-51</b>	<b>.333</b>	<b>39-52</b>	<b>.750</b>	<b>30-92-122-3.9</b>	<b>56-1</b>	<b>20</b>	<b>27</b>	<b>10</b>	<b>14</b>	<b>194</b>	<b>6.3</b>





# KAREEM WATKINS 25

Junior | Guard | 5-8 | 175 | Camden, N.J. | Kingsway Regional HS

- Had an assist in the win over North Florida
- Logged two minutes of action in the Howard and South Carolina State wins
- Saw action in a career-high nine games in 2021-22
- Has appeared in 10 career games in a two-year career with the Wildcats
- Charted a pair of assists during UK's foreign tour in The Bahamas

## 2022-23 SEASON/CAREER HIGHS

<b>Points</b>		
Season	-	
Career	-	
<b>Rebounds</b>		
Season	-	
Career	1, 3x, last CENTRAL MICH. (11/29/21)	
<b>Field Goals</b>		
Season	-	
Career	-	
<b>Field Goals Attempted</b>		
Season	1, AUBURN (2/25/23)	
Career	1, 2x, last AUBURN (2/25/23)	
<b>3-Point Field Goals</b>		
Season	-	
Career	-	
<b>3-Point Field Goals Attempted</b>		
Season	1, AUBURN (2/25/23)	
Career	1, AUBURN (2/25/23)	
<b>Free Throws</b>		
Season	-	
Career	-	
<b>Free Throws Attempted</b>		
Season	-	
Career	-	
<b>Assists</b>		
Season	1, NORTH FLORIDA (11/23/22)	
Career	1, 3x, last N. FLORIDA (11/23/22)	
<b>Steals</b>		
Season	-	
Career	1, 2x, last HIGH POINT (12/31/21)	
<b>Blocked Shots</b>		
Season	-	
Career	-	
<b>Minutes Played</b>		
Season	2, 4x, last AUBURN (2/25/23)	
Career	3, HIGH POINT (12/31/21)	
<b>MISCELLANEOUS</b>		
	<b>2022-23</b>	<b>CAREER</b>
Dunks	0	0
Double-Figure		
Scoring Games	0	0
Double-Figure		
Rebounding Games	0	0
Games With		
Double-Double	0	0
Games Led UK		
in Scoring	0	0
Games Led UK		
in Rebounding	0	0
Games Led UK		
in Assists	0	0
Games Led UK		
in Steals	0	0
Games Led UK		
in Blocks	0	0
Games With		
3+ Assists	0	0
Games With		
3+ Blocks	0	0
Games With		
3+ Steals	0	0
Games With		
3+ Three-Pointers	0	0

## Game-By-Game Statistics

Opponent	Date	GS	Min	FG-A	Pct.	3FG-A	Pct.	FT-A	Pct.	Off-Def-Tot	PF	Ast	TO	Blk	Stl	Pts
HOWARD	11/7		2	0-0	.000	0-0	.000	0-0	.000	0-0-0	0	0	0	0	0	0
DUQUESNE	11/11			DNP - Coach's decision												
vs. Michigan State	11/15			DNP - Coach's decision												
S. CAROLINA STATE	11/17		2	0-0	.000	0-0	.000	0-0	.000	0-0-0	0	0	1	0	0	0
at Gonzaga	11/20			DNP - Coach's decision												
NORTH FLORIDA	11/23		2	0-0	.000	0-0	.000	0-0	.000	0-0-0	0	1	0	0	0	0
BELLARMINE	11/29			DNP - Coach's decision												
vs. Michigan	12/4			DNP - Coach's decision												
YALE	12/10			DNP - Coach's decision												
vs. UCLA	12/17			DNP - Coach's decision												
FLORIDA A&M	12/21			DNP - Coach's decision												
at Missouri	12/28			DNP - Coach's decision												
LOUISVILLE	12/31			DNP - Coach's decision												
LSU	1/3			DNP - Coach's decision												
at Alabama	1/7			DNP - Coach's decision												
SOUTH CAROLINA	1/10			DNP - Coach's decision												
at Tennessee	1/14			DNP - Coach's decision												
GEORGIA	1/17			DNP - Coach's decision												
TEXAS A&M	1/21			DNP - Coach's decision												
at Vanderbilt	1/24			DNP - Coach's decision												
KANSAS	1/28			DNP - Coach's decision												
at Ole Miss	1/31			DNP - Coach's decision												
FLORIDA	2/4			DNP - Coach's decision												
ARKANSAS	2/7			DNP - Coach's decision												
at Georgia	2/11			DNP - Coach's decision												
at Mississippi State	2/15			DNP - Coach's decision												
TENNESSEE	2/18			DNP - Coach's decision												
at Florida	2/22			DNP - Coach's decision												
AUBURN	2/25		2	0-1	.000	0-1	.000	0-0	.000	0-0-0	0	0	0	0	0	0
VANDERBILT	3/1			DNP - Coach's decision												
at Arkansas	3/4			DNP - Coach's decision												

## Career Statistics

Year	GP-GS	Min-Avg	FG-FGA	Pct	3FG-FGA	Pct	FT-FTA	Pct	Off-Def-Tot-Avg	PF-FO	Ast	TO	Blk	Stl	Pts	Avg
2020-21	1-0	2-2.0	0-0	.000	0-0	.000	0-0	.000	0-0-0-0.0	0-0	0	0	0	0	0	0.0
2021-22	9-0	13-1.4	0-1	.000	0-0	.000	0-0	.000	1-2-3-0.3	2-0	2	3	0	2	0	0.0
2022-23	4-0	8-2.0	0-1	.000	0-1	.000	0-0	.000	0-0-0-0.0	0-0	1	1	0	0	0	0.0
<b>TOTAL</b>	<b>14-0</b>	<b>22-1.6</b>	<b>0-2</b>	<b>.000</b>	<b>0-1</b>	<b>.000</b>	<b>0-0</b>	<b>.000</b>	<b>1-2-3-0.2</b>	<b>2-0</b>	<b>3</b>	<b>4</b>	<b>0</b>	<b>2</b>	<b>0</b>	<b>0.0</b>



# UGONNA ONYENSO 33

Freshman | Forward | 6-11 | 225 | Owerri, Imo State, Nigeria | Putnam Science Acad.

## 2022-23 SEASON/CAREER HIGHS\*

<b>Points</b>		
Season	9, DUQUESNE (11/11/22)	
Career	9, DUQUESNE (11/11/22)	
<b>Rebounds</b>		
Season	10, 2x, last N. FLORIDA (11/23/22)	
Career	10, 2x, last N. FLORIDA (11/23/22)	
<b>Field Goals</b>		
Season	4, DUQUESNE (11/11/22)	
Career	4, DUQUESNE (11/11/22)	
<b>Field Goals Attempted</b>		
Season	7, 2x, last N. FLORIDA (11/23/22)	
Career	7, 2x, last N. FLORIDA (11/23/22)	
<b>3-Point Field Goals</b>		
Season	-	
Career	-	
<b>3-Point Field Goals Attempted</b>		
Season	-	
Career	-	
<b>Free Throws</b>		
Season	2, vs. Michigan (12/4/22)	
Career	2, vs. Michigan (12/4/22)	
<b>Free Throws Attempted</b>		
Season	2, 3x, last vs. Michigan (12/4/22)	
Career	2, 3x, last vs. Michigan (12/4/22)	
<b>Assists</b>		
Season	1, 2x, last DUQUESNE (11/11/22)	
Career	1, 2x, last DUQUESNE (11/11/22)	
<b>Steals</b>		
Season	1, 3x, last AUBURN (2/25/23)	
Career	1, 3x, last AUBURN (2/25/23)	
<b>Blocked Shots</b>		
Season	4, HOWARD (11/7/22)	
Career	4, HOWARD (11/7/22)	
<b>Minutes Played</b>		
Season	20, HOWARD (11/7/22)	
Career	20, HOWARD (11/7/22)	
<b>MISCELLANEOUS</b>		
	<b>2022-23</b>	<b>CAREER*</b>
Dunks	4	4
Double-Figure Scoring Games	0	0
Double-Figure Rebounding Games	2	2
Games With Double-Double	0	0
Games Led UK in Scoring	0	0
Games Led UK in Rebounding	1	1
Games Led UK in Assists	0	0
Games Led UK in Steals	0	0
Games Led UK in Blocks	4	4
Games With 3+ Assists	0	0
Games With 3+ Blocks	4	4
Games With 3+ Steals	0	0
Games With 3+ Three-Pointers	0	0

- Chipped in with seven points, 10 boards and a team-high three rejections in a win over North Florida
- Posted six points and three blocks in the win over South Carolina State
- Had a game-high 10 rebounds and added nine points and three blocks in win over Duquesne
- Blocked a game-high four shots to go along with six points and four rebounds in 20 minutes off the bench against Howard
- Had nine total blocks in UK's two fall exhibitions
- Reclassified to the 2022 class and ranked as a top-25 prospect in the 2023 class by all of the major scouting services
- Joined Putnam in January and the squad was a perfect 20-0 with Onyenso on the roster, including winning a national championship
- Averaged 11.4 points, 9.0 rebounds and 5.7 blocks per game as a junior and also shot 64.4% from the floor and had five games with at least 10 blocked shots
- In February of 2020, he became one of the youngest players ever to make the senior men's Nigerian National Team
  - Scored 10 points on 5-of-8 shooting and had four rebounds and two blocks in 16 minutes in a 96-69 win over Uganda

## Game-By-Game Statistics

Opponent	Date	GS	Min	FG-A	Pct.	3FG-A	Pct.	FT-A	Pct.	Off-Def-Tot	PF	Ast	TO	Blk	Stl	Pts
HOWARD	11/7		20	3-4	.750	0-0	.000	0-1	.000	1-3-4	0	1	0	4	0	6
DUQUESNE	11/11		19	4-7	.571	0-0	.000	1-2	.500	4-6-10	1	1	0	3	0	9
vs. Michigan State	11/15		1	0-0	.000	0-0	.000	0-0	.000	0-0-0	1	0	0	0	0	0
S. CAROLINA STATE	11/17		13	3-4	.750	0-0	.000	0-0	.000	1-3-4	1	0	1	3	1	6
at Gonzaga	11/20		1	0-0	.000	0-0	.000	0-0	.000	0-0-0	0	0	0	0	0	0
NORTH FLORIDA	11/23		18	3-7	.429	0-0	.000	1-2	.500	3-7-10	3	0	0	3	1	7
BELLMINE	11/29			DNP - Coach's decision												
vs. Michigan	12/4		8	1-1	1.000	0-0	.000	2-2	1.000	1-1-2	1	0	0	2	0	4
YALE	12/10		2	1-1	1.000	0-0	.000	0-0	.000	1-0-1	0	0	0	0	0	2
vs. UCLA	12/17		1	0-0	.000	0-0	.000	0-0	.000	0-0-0	0	0	0	0	0	0
FLORIDA A&M	12/21		9	2-3	.667	0-0	.000	0-0	.000	4-1-5	0	0	2	0	0	4
at Missouri	12/28			DNP - Coach's decision												
LOUISVILLE	12/31		2	0-0	.000	0-0	.000	0-0	.000	0-0-0	0	0	0	0	0	0
LSU	1/3			DNP - Coach's decision												
at Alabama	1/7		12	0-2	.000	0-0	.000	0-0	.000	1-3-4	1	0	1	1	0	0
SOUTH CAROLINA	1/10			DNP - Coach's decision												
at Tennessee	1/14		1	0-1	.000	0-0	.000	0-0	.000	2-0-2	0	0	0	0	0	0
GEORGIA	1/17		1	1-1	1.000	0-0	.000	0-0	.000	0-0-0	0	0	0	0	0	2
TEXAS A&M	1/21		1	0-1	.000	0-0	.000	0-0	.000	0-0-0	0	0	0	0	0	0
at Vanderbilt	1/24			DNP - Coach's decision												
KANSAS	1/28			DNP - Coach's decision												
at Ole Miss	1/31			DNP - Coach's decision												
FLORIDA	2/4			DNP - Coach's decision												
ARKANSAS	2/7			DNP - Coach's decision												
at Georgia	2/11			DNP - Coach's decision												
at Mississippi State	2/15			DNP - Coach's decision												
TENNESSEE	2/18			DNP - Coach's decision												
at Florida	2/22			DNP - Coach's decision												
AUBURN	2/25		3	0-2	.000	0-0	.000	0-0	.000	0-0-0	0	0	0	0	1	0
VANDERBILT	3/1			DNP - Coach's decision												
at Arkansas	3/4			DNP - Coach's decision												

## Career Statistics

Year	GP-GS	Min-Avg	FG-FGA	Pct	3FG-FGA	Pct	FT-FTA	Pct	Off-Def-Tot-Avg	PF-FO	Ast	TO	Blk	Stl	Pts	Avg
2022-23	16-0	111-6.9	18-34	.529	0-0	.000	4-7	.571	18-24-42-2.6	8-0	2	4	16	3	40	2.5
<b>TOTAL</b>	<b>16-0</b>	<b>111-6.9</b>	<b>18-34</b>	<b>.529</b>	<b>0-0</b>	<b>.000</b>	<b>4-7</b>	<b>.571</b>	<b>18-24-42-2.6</b>	<b>8-0</b>	<b>2</b>	<b>4</b>	<b>16</b>	<b>3</b>	<b>40</b>	<b>2.5</b>



# OSCAR TSHIEBWE 34

Senior | Forward | 6-9 | 260 | Lubumbashi, D.R. of the Congo | West Virginia Univ.

## 2021-22 SEASON/CAREER HIGHS\*

2021-22 SEASON/CAREER HIGHS*		
<b>Points</b>		
Season	37, GEORGIA (1/17/23)	
Career	37, GEORGIA (1/17/23)	
<b>Rebounds</b>		
Season	24, GEORGIA (1/17/23)	
Career	28, WESTERN KENTUCKY (12/22/21)	
<b>Field Goals</b>		
Season	13, YALE (12/10/22)	
Career	13, 3x, last YALE (12/10/22)	
<b>Field Goals Attempted</b>		
Season	20, GEORGIA (1/17/23)	
Career	21, at Arkansas (2/26/22)	
<b>3-Point Field Goals</b>		
Season	-	
Career	-	
<b>3-Point Field Goals Attempted</b>		
Season	1, 2x, last at Mississippi St. (2/15/23)	
Career	1, 2x, last at Mississippi St. (2/15/23)	
<b>Free Throws</b>		
Season	13, GEORGIA (1/17/23)	
Career	13, GEORGIA (1/17/23)	
<b>Free Throws Attempted</b>		
Season	18, GEORGIA (1/17/23)	
Career	18, GEORGIA (1/17/23)	
<b>Assists</b>		
Season	5, NORTH FLORIDA (11/23/22)	
Career	5, NORTH FLORIDA (11/23/22)	
<b>Steals</b>		
Season	3, 6x, last TENNESSEE (2/18/23)	
Career	4, 3x, last at Alabama (2/5/22)	
<b>Blocked Shots</b>		
Season	4, 2x, last at Georgia (2/11/23)	
Career	5, vs. Vanderbilt (3/11/22)	
<b>Minutes Played</b>		
Season	40, 3x, last S. CAROLINA (1/10/23)	
Career	43, vs. Saint Peter's (3/17/22)	
<b>MISCELLANEOUS</b>		
	<b>2022-23</b>	<b>CAREER</b>
Dunks	38	119
Double-Figure Scoring Games	21	76
Double-Figure Rebounding Games	22	69
Games With Double-Double	18	58
Games Led UK in Scoring	14	40
Games Led UK in Rebounding	25	78
Games Led UK in Assists	1	2
Games Led UK in Steals	15	52
Games Led UK in Blocks	10	42
Games With 3+ Assists	4	8
Games With 3+ Blocks	5	17
Games With 3+ Steals	6	19
Games With 3+ Three-Pointers	0	0

\*includes West Virginia statistics

- The Sporting News Third-Team All-American and is first two-time All-American at UK since Tayshaun Prince in 2001 and 02
- All-SEC First Team (coaches and media)
- First in the country with 13.1 rebounds per game
- Talled double-double with 12 points and 13 boards in win at Arkansas
- Named SEC Player of the Week and the Oscar Robertson National Player of the Week on Feb. 27 after averaging 23.5 points and 20.5 boards per game while shooting 87% (20-23) from the field in wins at Florida and over Auburn.
- Talled 21 points and 20 rebounds, while also adding three blocks, two assists and a steal against Vanderbilt
- Went for 22 points and 17 boards in win over Auburn
- Had 25 points on 12-of-13 shooting (92.3%) - which ranks as the fourth-best in UK history with a minimum of eight attempts
  - During the UF game, he became the 61st player in UK history to score 1,000 career points as a Wildcat
  - With 1,053 points, he now ranks 54th all-time in UK history
- Produced a historic performance against Georgia with 37 points and 24 rebounds, en route to SEC Player of the Week honors:
  - First UK player with a 35-point, 20-rebound game since Mike Phillips (Feb. 2, 1976)
  - Per ESPN, the 24 rebounds are the most in a 35-point scoring game for any collegiate player in the last 25 years
  - It tied Malik Monk (Jan. 31, 2017) for the most points in an SEC game by a UK player under John Calipari and were the most points for any player since DeAaron Fox (March 24, 2017) had 39 points vs. UCLA in the NCAA Tournament
  - It marked the sixth 20-or-more rebound game of his career at Kentucky. All UK players combined have totaled five 20-rebound games since the 1973-74 season
- Went for 16 points, seven boards and a team-high three steals in win over No. 10 Tennessee
- Became the fourth player nationally this season to go for at least 20 points, 14 rebounds, four assists and four blocks when he went for the stat line at Georgia
- With 881 rebounds in 62 games played, he ranks eighth in program history. He is the fastest to that total in UK allure
- Went for a team-high 18 points and nine boards to go along with four assists against No. 9 Kansas
- Totaled 15 points and 13 rebounds in win at No. 5 Tennessee
- Had 23 points and 19 rebounds at Missouri
- With the 19 boards at Mizou, he became a 1,000-point and 1,000-rebound collegiate performer
- Went for 28 points while pulling down 12 boards against Yale
- Had 16 points, 15 boards, five assists, three steals and two blocks in win over North Florida
- Went for a team-high 20 points and game-high 15 rebounds in first start of the year at Gonzaga
- Played 34 minutes in his debut against Michigan State and led the team with 22 points, 18 rebounds and four blocked shots
- Missed both exhibition games and UK's first two regular-season games while recovering from a minor knee procedure in mid-October
- Reigning consensus National Player of the Year who led the Wildcats with 17.4 points per game and a nation-leading 15.1 rebounds per outing as a junior
- Set a UK single-season record with 28 double-doubles in 2021-22

## Game-By-Game Statistics

Opponent	Date	GS	Min	FG-A	Pct.	3FG-A	Pct.	FT-A	Pct.	Off-Def-Tot	PF	Ast	TO	Blk	Stl	Pts
HOWARD	11/7															
DNP - Right leg injury																
DUQUESNE	11/11															
DNP - Right leg injury																
vs. Michigan State	11/15		34	9-17	.529	0-0	.000	4-4	1.000	6-12-18	5	2	5	4	0	22
S. CAROLINA STATE	11/17		14	3-6	.500	0-0	.000	0-2	.000	4-3-7	1	1	1	0	1	6
at Gonzaga	11/20	*	29	7-12	.583	0-0	.000	6-6	1.000	6-9-15	4	0	2	0	2	20
NORTH FLORIDA	11/23	*	22	8-11	.727	0-0	.000	0-0	.000	7-8-15	0	5	1	2	3	16
BELLMARINE	11.29	*	32	4-9	.444	0-0	.000	0-0	.000	4-8-12	2	1	1	3	2	8
vs. Michigan	12/4	*	31	5-10	.500	0-0	.000	3-4	.750	2-12-14	4	1	2	0	1	13
YALE	12/10	*	38	13-18	.722	0-0	.000	2-3	.667	5-7-12	3	2	0	2	2	28
vs. UCLA	12/17	*	39	4-12	.333	0-0	.000	0-4	.000	8-8-16	3	2	2	3	2	8
FLORIDA A&M	12/21	*	28	4-6	.667	0-0	.000	6-6	1.000	3-5-8	2	1	2	0	2	14
at Missouri	12/28	*	40	6-8	.750	0-0	.000	11-17	.647	9-10-19	3	0	3	0	2	23
LOUISVILLE	12/31	*	37	10-13	.769	0-0	.000	4-9	.444	8-6-14	3	2	5	0	2	24
LSU	1/3	*	40	7-9	.778	0-0	.000	5-7	.714	7-9-16	3	1	0	1	1	19
at Alabama	17	*	23	1-7	.143	0-0	.000	2-2	1.000	4-2-6	4	0	4	1	0	4
SOUTH CAROLINA	1/10	*	40	6-11	.545	0-0	.000	7-10	.700	7-5-12	1	1	1	1	3	19
at Tennessee	1/14	*	39	6-12	.500	0-0	.000	3-4	.750	4-9-13	3	1	0	0	1	15
GEORGIA	1/17	*	39	12-20	.600	0-0	.000	13-18	.722	11-13-24	3	1	0	1	3	37
TEXAS A&M	1/21	*	29	3-5	.600	0-0	.000	1-3	.333	5-12-17	4	1	1	0	0	7
at Vanderbilt	1/24	*	35	7-10	.700	0-0	.000	1-2	.500	2-11-13	3	2	1	0	1	15
KANSAS	1/28	*	34	6-9	.667	0-0	.000	6-8	.750	2-7-9	3	4	3	1	1	18
at Ole Miss	1/31	*	38	4-10	.400	0-1	.000	6-7	.857	2-9-11	2	0	1	0	3	14
FLORIDA	2/4	*	34	2-14	.143	0-0	.000	0-0	.000	7-8-15	5	3	3	0	1	4
ARKANSAS	2/7	*	32	3-6	.500	0-0	.000	1-1	1.000	3-4-7	3	2	1	1	3	7
at Georgia	2/11	*	35	6-11	.545	0-0	.000	8-9	.889	6-8-14	4	4	0	4	0	20
at Mississippi State	2/15	*	32	7-13	.538	0-1	.000	4-6	.667	7-4-11	4	2	4	0	1	18
TENNESSEE	2/18	*	34	3-9	.333	0-0	.000	10-11	.909	2-5-7	4	1	3	0	3	16
at Florida	2/22	*	38	12-13	.923	0-0	.000	1-3	.333	2-2-4	2	3	3	1	1	25
AUBURN	2/25	*	36	8-10	.800	0-0	.000	6-6	1.000	6-11-17	1	0	1	1	2	22
VANDERBILT	3/1	*	38	5-10	.500	0-0	.000	11-15	.733	10-10-20	1	2	3	3	1	21
at Arkansas	3/4	*	27	5-11	.455	0-0	.000	2-2	1.000	4-9-13	5	1	1	0	1	12

## Career Statistics

Year	GP-GS	Min-Avg	FG-FGA	Pct	3FG-FGA	Pct	FT-FTA	Pct	Off-Def-Tot-Avg	PF-FO	Ast	TO	Blk	Stl	Pts	Avg
2019-20	31-31	717-23.1	123-223	.552	0-0	.000	102-144	.708	128-159-287-9.3	85-1	11	53	32	23	348	11.2
2020-21	10-10	199-19.9	34-65	.523	0-0	.000	17-28	.607	38-40-78-7.8	25-1	7	12	4	4	85	8.5
2021-22	34-34	1087-32.0	238-393	.606	0-0	.000	114-165	.691	179-336-515-15.1	88-1	36	66	55	60	590	17.4
2022-23	29-27	966-33.3	176-312	.564	0-2	.000	123-169	.728	153-226-379-13.1	85-3	46	54	29	45	475	16.4
<b>TOTAL</b>	<b>104-102</b>	<b>2972-28.6</b>	<b>571-993</b>	<b>.575</b>	<b>0-2</b>	<b>.000</b>	<b>356-506</b>	<b>.704</b>	<b>498-761-1259-12.1</b>	<b>283-6</b>	<b>100</b>	<b>185</b>	<b>120</b>	<b>132</b>	<b>1498</b>	<b>14.4</b>



# LANCE WARE 55

Junior | Forward | 6-9 | 235 | Camden, N.J. | Camden HS

2022-23 SEASON/CAREER HIGHS		
<b>Points</b>		
Season	12, S. CAROLINA ST. (11/17/22)	
Career	12, S. CAROLINA ST. (11/17/22)	
<b>Rebounds</b>		
Season	6, at Missouri (12/28/22)	
Career	13, at Mississippi State (1/2/21)	
<b>Field Goals</b>		
Season	6, S. CAROLINA ST. (11/17/22)	
Career	6, S. CAROLINA ST. (11/17/22)	
<b>Field Goals Attempted</b>		
Season	6, S. CAROLINA ST. (11/17/22)	
Career	6, S. CAROLINA ST. (11/17/22)	
<b>3-Point Field Goals</b>		
Season	-	
Career	-	
<b>3-Point Field Goals Attempted</b>		
Season	-	
Career	-	
<b>Free Throws</b>		
Season	2, 3x, last FLORIDA A&M (12/21/22)	
Career	5, MISSOURI (12/29/21)	
<b>Free Throws Attempted</b>		
Season	6, HOWARD (11/7/22)	
Career	6, 2x, last vs. HOWARD (11/7/22)	
<b>Assists</b>		
Season	3, 2x, last at Missouri (12/28/22)	
Career	4, at Mississippi State (1/2/21)	
<b>Steals</b>		
Season	4, HOWARD (11/7/22)	
Career	4, HOWARD (11/7/22)	
<b>Blocked Shots</b>		
Season	4, DUQUESNE (11/11/22)	
Career	4, DUQUESNE (11/11/22)	
<b>Minutes Played</b>		
Season	30, at Missouri (12/28/22)	
Career	35, at Mississippi State (1/2/21)	
<b>MISCELLANEOUS</b>	<b>2022-23</b>	<b>CAREER</b>
Dunks	13	27
Double-Figure		
Scoring Games	1	1
Double-Figure		
Rebounding Games	0	2
Games With		
Double-Double	0	0
Games Led UK		
in Scoring	0	0
Games Led UK		
in Rebounding	0	2
Games Led UK		
in Assists	0	0
Games Led UK		
in Steals	1	3
Games Led UK		
in Blocks	2	8
Games With		
3+ Assists	2	3
Games With		
3+ Blocks	1	2
Games With		
3+ Steals	1	1
Games With		
3+ Three-Pointers	0	0

- Went for four points and five rebounds in win at Arkansas
- Totaled a season-high 30 minutes with six boards, six points and three assists at Missouri
- In his six starts this season, he is averaging 5.3 points, 3.8 rebounds. 1.3 blocks, 1.0 steals and shooting 59.1% from the field
- Played 14 important minutes for the Cats against UCLA, scoring two points and having season highs in rebounds (5) and assists (3)
- Had a career-high 12 points and added a pair of blocks in the win over South Carolina State
- Posted a game- and career-best four steals to go along with four points and three rebounds against Howard
- Nearly had a double-double with 10 points and nine rebounds in the win over Kentucky State
- Averaged 4.3 points and 1.3 boards per game in three appearances in The Bahamas
  - Missed one game due to shoulder soreness
- Traveled to Brazil in May with Sports Reach
  - Averaged 30 points and 8.3 rebounds in three games

## Game-By-Game Statistics

Opponent	Date	GS	Min	FG-A	Pct.	3FG-A	Pct.	FT-A	Pct.	Off-Def-Tot	PF	Ast	TO	Blk	Stl	Pts
HOWARD	11/7	*	20	1-2	.500	0-0	.000	2-6	.333	0-3-3	2	2	2	1	4	4
DUQUESNE	11/11	*	21	1-4	.250	0-0	.000	2-4	.500	2-1-3	2	0	2	4	1	4
vs. Michigan State	11/15	*	15	1-1	1.000	0-0	.000	0-0	.000	1-2-3	4	1	0	1	1	2
S. CAROLINA STATE	11/17	*	13	6-6	1.000	0-0	.000	0-1	.000	1-2-3	0	1	1	2	0	12
at Gonzaga	11/20		10	1-1	1.000	0-0	.000	0-0	.000	0-1-1	4	0	0	0	1	2
NORTH FLORIDA	11/23									DNP - Illness						
BELLARMINE	11/29		8	1-1	1.000	0-0	.000	0-0	.000	0-1-1	0	1	2	0	0	2
vs. Michigan	12/4		1	0-0	.000	0-0	.000	0-0	.000	0-0-0	0	0	0	0	0	0
YALE	12/10									DNP - Coach's decision						
vs. UCLA	12/17		14	1-1	1.000	0-0	.000	0-0	.000	3-2-5	1	3	0	0	1	2
FLORIDA A&M	12/21	*	19	1-4	.250	0-0	.000	2-3	.667	4-1-5	2	0	1	0	0	4
at Missouri	12/28	*	30	3-5	.600	0-0	.000	0-1	.000	2-4-6	3	3	1	0	0	6
LOUISVILLE	12/31		3	1-1	1.000	0-0	.000	0-0	.000	0-0-0	3	1	1	0	0	0
LSU	1/3									DNP - Left shoulder injury						
at Alabama	1/7		6	0-1	.000	0-0	.000	0-0	.000	0-0-0	0	0	0	0	0	0
SOUTH CAROLINA	1/10		18	2-3	.667	0-0	.000	0-0	.000	2-1-3	1	2	1	0	0	4
at Tennessee	1/14		7	1-1	1.000	0-0	.000	0-0	.000	1-2-3	1	0	1	0	0	2
GEORGIA	1/17		1	0-0	.000	0-0	.000	0-0	.000	0-0-0	0	0	0	0	0	0
TEXAS A&M	1/21		15	0-1	.000	0-0	.000	0-2	.000	1-3-4	1	1	0	1	0	0
at Vanderbilt	1/24		5	0-0	.000	0-0	.000	0-0	.000	0-1-1	1	0	1	0	0	0
KANSAS	1/28		6	0-0	.000	0-0	.000	0-2	.000	0-2-2	0	0	0	0	0	0
at Ole Miss	1/31		2	0-0	.000	0-0	.000	0-0	.000	0-0-0	0	0	0	0	0	0
FLORIDA	2/4									DNP - Coach's decision						
ARKANSAS	2/7									DNP - Coach's decision						
at Georgia	2/11									DNP - Coach's decision						
at Mississippi State	2/15		8	0-0	.000	0-0	.000	0-0	.000	1-2-3	0	1	0	0	0	0
TENNESSEE	2/18		9	0-0	.000	0-0	.000	1-2	.500	1-1-2	1	0	0	0	0	1
at Florida	2/22		4	1-2	.500	0-0	.000	0-0	.000	1-1-2	2	0	0	0	0	2
AUBURN	2/25		5	1-1	1.000	0-0	.000	0-0	.000	0-0-0	1	0	0	0	0	2
VANDERBILT	3/1		2	0-0	.000	0-0	.000	0-0	.000	0-0-0	0	1	0	0	0	0
at Arkansas	3/4		17	2-2	1.000	0-0	.000	0-0	.000	1-4-5	3	0	2	1	0	4

## Career Statistics

Year	GP-GS	Min-Avg	FG-FGA	Pct	3FG-FGA	Pct	FT-FTA	Pct	Off-Def-Tot-Avg	PF-FO	Ast	TO	Blk	Stl	Pts	Avg
2020-21	21-3	254-12.1	13-32	.406	0-0	.000	15-27	.556	24-39-63-3.0	41-1	8	19	11	6	41	2.0
2021-22	28-0	175-6.2	16-24	.667	0-1	.000	10-23	.435	16-37-53-1.9	33-0	3	14	11	5	42	1.5
2022-23	25-6	260-10.4	24-37	.649	0-0	.000	7-21	.333	21-34-55-2.2	32-0	17	15	10	8	55	2.2
<b>TOTAL</b>	<b>74-9</b>	<b>689-9.3</b>	<b>53-93</b>	<b>.570</b>	<b>0-1</b>	<b>.000</b>	<b>32-71</b>	<b>.451</b>	<b>61-110-171-2.3</b>	<b>106-1</b>	<b>28</b>	<b>48</b>	<b>32</b>	<b>19</b>	<b>138</b>	<b>1.9</b>

# BOX SCORES

## GAME ONE #4/4 KENTUCKY 95, HOWARD 63

Official Basketball Box Score - Final  
**Howard at Kentucky**  
11/07/22 Rupp Arena, Lexington  
2022-23 Men's Basketball

Game Time: 6:30 PM  
Game Duration: 1:56  
Attendance: 18,750



Howard - 63

Record: 0-1

NO.	Name	Min	FG	3P	FT	Rebounds	Fouls	TP	AS	TO	ST	Blocks	+/-
			M-A	M-A	M-A	OR DR TOT	PF	PF				BS BA	
2	Steve Settle	F 26:41	2-5	1-2	3-3	1 5 6	2 2	8	1	2	1	0 1	-32
12	Kobe Dickson	F 23:19	8-9	0-0	1-1	4 1 5	3 0	17	1	1	0 0	0 0	-15
24	Jordan Wood	F 15:27	1-12	1-8	0-0	1 2 3	3 0	3	0	1	0 0	0 0	-11
3	Elijah Hawkins	G 27:52	4-10	3-5	3-4	0 3 3	2 2	14	2	4	1 0	1 0	-29
5	Jelani Williams	G 28:40	3-9	0-3	0-1	2 1 3	0 2	6	2	3	0 0	0 0	-26
22	Shy Odum	18:07	2-9	1-1	1-2	0 2 5	3 3	6	0	2	0 0	2 1	-17
34	Bryce Harris	13:25	1-4	0-2	0-0	2 2 2	0 1	2	0	0	0 0	0 0	-6
24	Chris Okojie	12:13	0-3	0-0	0 0 0	2 2 0	0 0	0	2	2	0 0	0 0	0
15	Reece Brown	07:39	1-1	0-0	0 0 0	1 0 1	2 0	2	1	1	0 0	0 0	0
13	Thomas Weaver	07:07	0-0	0-0	0 0 0	0 0 0	0 0	0	1	0	0 0	0 0	-9
4	Miles Stewart	10:57	0-3	0-3	0 0 0	2 2 2	0 0	0	0	0	0 0	1 0	-12
10	Talin Lewis	04:25	0-1	0-0	0 0 0	1 1 0	0 0	0	0	0	0 0	0 0	0
55	Freedom Rhames	04:08	1-1	1-1	2-2	0 0 0	0 0	1	5	0	0 0	0 0	0
Team						2 2 4		0					
Totals			23-67	7-25	10-13	13 24 37	19 12	63	10	16	4	1 5	-32

Technical Fouls: NONE

Shooting By Period		
1st FG%	10-36	27.8%
3PT%	2-13	15.4%
FT%	4-5	80%
2nd FG%	13-31	41.9%
3PT%	5-12	41.7%
FT%	6-8	75%
GM FG%	23-67	34.3%
3PT%	7-25	28.0%
FT%	10-13	76.9%

Dead Ball Rebounds: 1

## GAME TWO #4/4 KENTUCKY 77, DUQUESNE 52

Official Basketball Box Score - Final  
**Duquesne at Kentucky**  
11/11/22 Rupp Arena, Lexington  
2022-23 Men's Basketball

Game Time: 7:00 PM  
Game Duration: 1:55  
Attendance: 20,014



Duquesne - 52

Record: 1-1

NO.	Name	Min	FG	3P	FT	Rebounds	Fouls	TP	AS	TO	ST	Blocks	+/-
			M-A	M-A	M-A	OR DR TOT	PF	PF				BS BA	
4	Tre Williams	F 21:32	2-6	0-1	0-0	2 2 5	1 0	0	4	0	1	0 0	-5
20	Joe Reece	F 20:34	1-5	1-3	0-0	0 2 2	1 0	3	1	1	0 0	1 3	-12
1	Jimmy Clark III	G 27:39	4-13	1-2	2-2	0 3 3	3 3	11	2	4	0 1	0 0	-19
3	Dae Dae Grant	G 28:43	1-8	0-3	1-2	0 3 3	2 3	3	2	0	0 0	0 1	-11
55	Quincy McGriff	G 23:33	1-9	1-7	1-2	0 3 3	0 1	4	4	1	0 0	0 0	-19
0	Tevin Brewer	14:14	2-6	2-6	1-2	0 2 2	1 1	7	0	0	0 0	1 0	-8
4	Austin Rotroff	14:45	4-6	0-0	4 2 6	2 0	8	0	2	1	0 0	0 0	-6
14	Matus Hronsky	15:53	1-3	1-2	0-0	1 1 1	1 0	3	0	1	0 0	0 1	-2
32	Kareem Rozier	07:54	1-1	1-1	0-0	0 0 0	0 0	1	0	3	1	0 0	-6
35	Kevin Easley	04:14	1-3	0-0	0 0 0	0 0 0	0 0	2	0	0	0 0	0 0	-12
2	David Dixon	04:41	1-1	0-0	0 0 0	0 0 0	0 0	2	0	2	1	1 0	-7
22	Andy Barba	01:26	0-0	0-0	0 0 0	0 1 0	1 0	0	0	0	0 0	0 0	-3
Team						5 2 7		0					
Totals			20-66	7-26	5-8	11 24 35	16 7	52	13	11	8	1 11	-25

Technical Fouls: Dixon 2<sup>nd</sup> 3:26

Shooting By Period		
1st FG%	16-31	51.6%
3PT%	5-12	41.7%
FT%	12-20	60%
2nd FG%	18-31	58.1%
3PT%	6-12	50.0%
FT%	4-6	50%
GM FG%	34-62	54.8%
3PT%	11-24	45.8%
FT%	16-28	57.1%

Dead Ball Rebounds: 5

NO.	Name	Min	FG	3P	FT	Rebounds	Fouls	TP	AS	TO	ST	Blocks	+/-
			M-A	M-A	M-A	OR DR TOT	PF	PF				BS BA	
0	Jacob Toppin	F 27:42	4-12	0-1	0-0	1 7 8	2 0	8	3	2	2 1	0 1	18
24	Chris Livingston	F 19:15	2-7	1-2	0-0	1 6 7	0 2	5	0	1	0 0	1 0	4
55	Lance Ware	F 21:03	1-4	0-0	2 4 3	2 3 2	4	0	2	1	4 0	0 0	6
1	CJ Fredrick	G 30:42	5-9	4-7	0-0	0 2 2	0 2	14	3	1	0 0	0 0	14
22	Cason Wallace	G 27:25	3-6	1-1	2 2 3	1 3 1	1 8	0	4	2	1 0	0 1	12
12	Antonio Reeves	27:33	5-9	4-6	4-5	0 3 3	0 4	18	0	2	1 0	0 0	20
2	Sahvir Wheeler	27:23	4-7	1-2	2-2	1 5 6	1 1	11	1	2	0 2	0 3	32
33	Ugonna Onyenso	18:57	4-7	0-0	1-2	4 6 10	1 2	9	1	0	0 3	0 0	19
Team						0 4 4		0					
Totals			28-61	11-19	10-15	11 35 46	7 15	77	22	15	9	11 1	25

Technical Fouls: NONE

NO.	Name	Min	FG	3P	FT	Rebounds	Fouls	TP	AS	TO	ST	Blocks	+/-
			M-A	M-A	M-A	OR DR TOT	PF	PF				BS BA	
0	Jacob Toppin	F 31:53	5-12	1-2	4-7	3 8 11	2 4	15	2	0	2 0	0 0	29
24	Chris Livingston	F 19:08	4-6	1-2	0-0	1 3 4	3 0	9	0	1	1 0	0 0	29
55	Lance Ware	F 19:54	1-2	0-0	2 6 3	2 3 2	4	2	2	4	1 0	0 0	30
1	CJ Fredrick	G 30:25	6-9	2-5	6-7	0 3 3	0 3	20	3	0	1 0	0 0	36
22	Cason Wallace	G 34:38	7-11	1-2	0-0	2 6 8	4 1	15	9	2	2 0	0 0	32
12	Antonio Reeves	24:54	8-16	6-12	0-1	0 1 1	2 22	2	3	0	0 0	0 0	14
33	Ugonna Onyenso	20:06	3-4	0-0	0-1	1 3 4	0 2	6	1	0	0 0	4 0	2
3	Adou Thiero	13:47	0-1	0-0	4 6 1	4 5 0	4 4	1	1	0	0 0	1 3	3
14	Brennan Canada	01:47	0-1	0-1	0 0 0	0 1 1	0 0	0	0	0	0 0	0 0	-5
21	Walker Horn	01:44	0-0	0-0	0 0 0	0 0 0	0 0	0	0	0	0 0	0 0	-5
25	Kareem Watkins	01:44	0-0	0-0	0 0 0	0 0 0	0 0	0	0	0	0 0	0 0	-5
Team						2 0 2		0					
Totals			34-62	11-24	16-28	10 32 42	12 19	95	20	10	10	5 1	32

Technical Fouls: NONE

Points from		HOW	UKY
Biggest lead	1 (1 <sup>st</sup> 18:17)	38	(2 <sup>nd</sup> 2:11)
Best Scoring Run	8 (2 <sup>nd</sup> 12:45)	12	(2 <sup>nd</sup> 15:48)
Lead Changes	2		
Times Tied	1		
Time with Lead	00:24	38:54	
Turnovers	18	20	
Paint	28	36	
Second Chance	12	16	
Fast Breaks	7	23	
Bench	15	32	

## GAME THREE RV/RV MICHIGAN STATE 86, #4/4 KENTUCKY 77 2OT

Official Basketball Box Score - Final  
**Kentucky at Michigan St.**  
11/15/22 Glenside Fieldhouse, Indianapolis, IN  
2022 State Farm Champions Classic

Game Time: 7:00 PM  
Game Duration: 2:46



Kentucky - 77

Record: 2-1

NO.	Name	Min	FG	3P	FT	Rebounds	Fouls	TP	AS	TO	ST	Blocks	+/-
			M-A	M-A	M-A	OR DR TOT	PF	PF				BS BA	
0	Jacob Toppin	F 30:56	3-8	1-3	3-4	1 3 4	4 2	10	0	1	0 1	0 1	1
24	Chris Livingston	F 11:51	0-3	0-2	1-2	0 3 3	0 1	1	0	1	0 0	0 0	-1
55	Lance Ware	F 14:47	1-1	0-0	0 0 0	1 2 3	4 0	2	1	0	1 0	0 0	-12
1	CJ Fredrick	G 32:21	2-7	1-6	0-0	0 0 0	4 1	5	0	0	0 0	0 0	-13
22	Cason Wallace	G 44:05	5-10	2-5	2-4	2 3 5	3 2	14	5	3	8 1	0 0	-4
2	Sahvir Wheeler	40:23	6-16	2-6	2-4	0 0 0	1 4	16	8	3	2 1	1 0	-14
4	Daimon Collins	18:23	0-1	0-0	2-4	0 1 1	2 2	2	0	1	0 0	0 0	-13
12	Antonio Reeves	22:19	1-7	1-3	2-2	0 1 1	1 3	5	0	1	0 0	1 5	5
34	Oscar Tshiebwe	33:47	9-17	0-0	4-4	6 12 18	5 4	22	2	5	0 4	1 0	10
33	Ugonna Onyenso	01:08	0-0	0-0	0 0 0	0 0 0	1 0	0	0	0	0 0	0 0	-4
Team						2 1 3		0					
Totals			27-70	7-25	16-24	12 26 38	25 19	77	17	15	12	8 3	-9

Technical Fouls: NONE

Points from		UK	MSU
Biggest lead	7 (1 <sup>st</sup> 8:41)	9	(2 <sup>nd</sup> OT 0:02)
Best Scoring Run	7 (2 <sup>nd</sup> 13:27)	11	(2 <sup>nd</sup> OT 0:13)
Lead Changes	10		
Times Tied	14		
Time with Lead	33:29	07:18	
Turnovers	18	17	
Paint	36	30	
Second Chance	17	16	
Fast Breaks	5	9	

# BOX SCORES

## GAME FIVE #2/2 GONZAGA 88, #4/4 KENTUCKY 72



Official Basketball Box Score - Final  
**Kentucky at Gonzaga**  
11/20/22 Spokane Veterans Memorial Arena, Spokane  
Kentucky vs Gonzaga

Game Time: 4:30 PM  
Game Duration: 2:06  
Attendance: 12,333

Officials: David Hall, Michael Greenstein, Frank Hande II

NO. Name	Min	FG			3P			FT			Rebounds		Fouls		TP	AS	TO	ST	Blocks		+/-
		M/A	M/A	M/A	M/A	M/A	M/A	OR	DR	OR	DR	PF	FD	BS					BA		
0 Jacob Toppin	35:58	7-18	0-4	2-4	1-2	3-2	2-3	16	1	2	0	0	1	2	0	0	1	0	1	-7	
34 Oscar Tshiebwé	28:34	7-12	0-0	6-6	6-9	15-4	3-20	0	2	2	0	0	0	2	2	0	0	0	0	-9	
1 CJ Fredrick	35:42	1-9	1-6	0-0	2	0	2	1	0	3	3	2	1	0	1	0	0	0	0	-14	
2 Sahvir Wheeler	17:14	2-6	1-4	2-3	0	1	1	4	3	7	4	1	0	0	0	0	0	0	0	-3	
22 Cason Wallace	34:53	5-9	2-3	2-2	0	2	2	4	2	14	2	3	4	0	0	0	0	0	0	-15	
55 Lance Ware	10:03	1-1	0-0	0-0	0	1	1	4	0	2	0	0	0	1	0	0	0	0	0	-7	
12 Antonio Reeves	23:58	4-13	2-7	0-1	2	0	2	1	1	10	1	0	1	0	1	0	0	0	0	-11	
4 Daimion Collins	04:02	0-0	0-0	0-0	0	0	0	1	0	0	0	0	1	0	0	0	0	0	0	-9	
24 Chris Livingston	08:13	0-1	0-1	0-0	0	0	2	2	1	0	0	0	0	0	0	0	0	0	0	-5	
33 Ugonna Oryenso	01:23	0-0	0-0	0-0	0	0	0	0	0	0	0	0	0	0	0	0	0	0	0	0	
Team																					
Totals	27:69	6:25	12:16	11	18	29	22	12	72	11	11	10	0	2	2	0	2	0	0	-16	

Technical Fouls:NONE

NO. Name	Min	FG			3P			FT			Rebounds		Fouls		TP	AS	TO	ST	Blocks		+/-
		M/A	M/A	M/A	M/A	M/A	M/A	OR	DR	OR	DR	PF	FD	BS					BA		
2 Drew Timme	35:55	9-13	0-1	4-6	1	6	7	2	0	22	3	4	1	0	0	0	0	0	0	12	
22 Anton Watson	37:35	5-8	0-2	0-0	2	8	10	2	0	10	2	1	2	1	0	0	0	0	0	15	
0 Julian Strawther	39:51	5-10	3-4	7-7	1	13	14	4	0	20	0	5	2	1	0	0	0	0	0	16	
11 Nolan Hickman	28:27	1-3	0-2	2-2	0	0	0	4	2	4	2	2	1	0	0	0	0	0	0	25	
45 Rasir Bolton	30:55	8-14	4-8	4-4	1	0	1	3	24	0	2	0	0	0	0	0	0	0	0	12	
13 Malachi Smith	11:00	1-2	0-0	0-0	1	0	1	0	0	2	1	0	0	0	0	0	0	0	0	-5	
5 Hunter Sallis	09:47	2-3	0-0	0-0	1	2	3	2	1	4	0	1	0	0	0	0	0	0	0	0	
15 Elton Reid	02:25	0-1	0-0	0-1	0	1	1	0	1	0	0	2	0	0	0	0	0	0	0	1	
33 Ben Gregg	04:05	0-1	0-1	2-2	0	1	1	1	2	0	0	1	1	0	0	0	0	0	0	4	
Team																					
Totals	31:55	7:19	19:21	7	32	39	12	22	88	8	18	7	2	0	16					0	

Technical Fouls:NONE

Points from	UKY	GON	Period by Period Scoring		
			1st	2nd	TOT
Turnovers	13	18			
Paint	24	44			
Second Chance	12	11			
Fast Breaks	5	6			
Bench	12	8			
UKY	25	47	72		
GON	41	47	88		

## GAME SIX #15/13 KENTUCKY 96, NORTH FLORIDA 56



Official Basketball Box Score - Final  
**Kentucky at Kentucky**  
11/23/22 Rupp Arena, Lexington  
2022-23 Men's Basketball

Game Time: 4:00 PM  
Game Duration: 1:59  
Attendance: 19,769

Officials: Chuck Jones, Wil Howard, R.B. Clyburn

NO. Name	Min	FG			3P			FT			Rebounds		Fouls		TP	AS	TO	ST	Blocks		+/-
		M/A	M/A	M/A	M/A	M/A	M/A	OR	DR	OR	DR	PF	FD	BS					BA		
3 Carter Hendricksen	22:47	2-8	1-3	2-3	0	2	2	3	2	7	0	1	0	0	0	2	0	0	0	-28	
24 Jadyin Parker	19:20	1-3	0-0	0-2	2	0	2	0	2	2	2	1	1	1	0	0	0	0	0	-22	
2 Chaz Lanier	18:28	1-3	0-1	0-0	0	2	2	1	0	2	0	1	1	0	0	0	0	0	0	-22	
10 Jarus Hicklen	28:31	6-12	4-8	1-3	0	1	1	0	4	17	1	4	0	0	0	0	0	0	0	-38	
15 Jose Placer	25:25	1-8	0-3	1-2	0	2	2	2	2	3	0	0	0	0	0	0	0	0	0	-37	
5 Dorian James	15:46	1-3	0-1	2-2	0	3	1	2	4	0	0	1	1	0	0	0	0	0	0	-20	
23 Jonathan Aybar	16:45	4-5	0-0	1-1	0	0	1	3	1	8	0	1	1	0	0	1	0	0	0	-23	
33 Oscar Berry	19:03	1-2	0-1	0-0	0	3	0	0	0	2	0	1	0	0	0	0	0	0	0	-24	
13 Max Hrdlicka	11:38	1-6	0-1	0-1	1	2	3	1	1	2	1	2	1	0	0	0	0	0	0	0	
23 Juh Nze	10:08	0-4	0-2	0-1	0	2	2	1	0	1	0	1	0	1	0	0	0	0	0	0	
4 Trent Coleman	06:16	1-2	0-0	4-6	3	2	5	0	3	6	0	0	0	0	0	0	0	0	0	4	
1 Mark Flakus	04:10	1-1	1-1	0-0	1	0	1	0	1	0	0	0	0	0	0	0	0	0	0	4	
11 Brandon Rasmussen	01:45	0-1	0-0	0-0	0	0	1	0	0	0	0	0	0	0	0	0	0	0	0	6	
Team																					
Totals	20:58	6:21	10:21	12	23	35	14	19	56	6	16	5	1	9	40					0	

Technical Fouls:NONE

NO. Name	Min	FG			3P			FT			Rebounds		Fouls		TP	AS	TO	ST	Blocks		+/-
		M/A	M/A	M/A	M/A	M/A	M/A	OR	DR	OR	DR	PF	FD	BS					BA		
0 Jacob Toppin	21:17	7-15	1-2	5-8	4	6	10	2	7	20	1	1	0	0	0	0	0	0	0	32	
34 Oscar Tshiebwé	22:17	8-11	0-0	0-0	7	8	15	0	0	16	5	1	3	2	0	0	0	0	0	40	
2 Sahvir Wheeler	22:56	2-5	1-1	0-0	0	1	1	3	0	5	1	0	0	0	0	0	0	0	0	32	
12 Antonio Reeves	28:40	7-12	4-8	2-2	2	4	6	1	1	20	1	2	0	0	0	0	0	0	0	38	
22 Cason Wallace	24:54	3-8	2-6	0-0	0	1	1	0	0	8	6	0	1	0	0	0	0	0	0	30	
1 CJ Fredrick	10:38	1-2	0-1	0-0	0	0	0	0	0	1	0	2	0	0	0	0	0	0	0	18	
4 Daimion Collins	16:29	2-7	0-1	0-0	1	4	5	4	0	4	1	1	0	2	0	0	0	0	0	12	
24 Chris Livingston	16:05	1-2	0-1	7-7	0	0	0	1	4	9	1	0	2	0	0	0	0	0	0	10	
33 Ugonna Oryenso	17:43	3-7	0-0	1-2	3	7	0	3	1	7	0	0	1	0	0	0	0	0	0	0	
3 Adou Thiero	12:19	1-2	1-2	2-2	0	1	1	2	1	5	0	0	0	0	0	0	0	0	0	0	
14 Brennan Canada	02:14	0-1	0-1	0-0	0	0	0	0	0	0	0	0	0	0	0	0	0	0	0	-4	
21 Walker Horn	02:14	0-1	0-1	0-0	0	0	0	0	0	0	0	0	0	0	0	0	0	0	0	-4	
25 Kareem Watkins	02:14	0-0	0-0	0-0	0	0	0	0	0	0	0	0	0	0	0	0	0	0	0	-4	
Team																					
Totals	35:73	9:24	17:21	18	32	50	19	14	96	23	7	7	9	1	40					0	

Technical Fouls:NONE

Points from	UNF	UKY	Period by Period Scoring		
			1st	2nd	TOT
Turnovers	12	17			
Paint	18	42			
Second Chance	8	22			
Fast Breaks	4	20			
Bench	25	27			
UNF	23	33	56		
UKY	54	42	96		

## GAME SEVEN #19/18 KENTUCKY 60, BELLARMI 41



Official Basketball Box Score - Final  
**Bellarmine at Kentucky**  
11/23/22 Rupp Arena, Lexington  
2022-23 Men's Basketball

Game Time: 7:00 PM  
Game Duration: 1:52  
Attendance: 19,092

Officials: Pat Adams, Byron Jarrett, Shaun Seales

NO. Name	Min	FG			3P			FT			Rebounds		Fouls		TP	AS	TO	ST	Blocks		+/-
		M/A	M/A	M/A	M/A	M/A	M/A	OR	DR	OR	DR	PF	FD	BS					BA		
42 Curt Hopf	23:09	5-13	0-0	0-0	0	0	0	4	0	15	0	0	0	1	0	0	2	2	0	2	
1 Justin Betz	33:27	4-6	1-2	0-0	0	2	2	2	1	9	2	1	1	0	0	0	0	0	0	-9	
5 Peter Suder	17:36	0-2	0-0	0-0	0	2	2	0	0	0	4	2	1	0	1	0	1	0	0	-8	
10 Garrett Tipton	26:02	0-6	0-5	2-2	1	2	3	2	1	2	4	2	2	0	0	0	0	0	0	-9	
22 Bash Wieland	29:11	4-8	1-4	1-2	1	7	8	1	2	10	2	1	0	0	0	0	0	0	0	-14	
2 Alec Pfrim	28:03	1-3	1-3	2-2	0	3	3	1	4	5	1	1	1	0	0	0	0	0	0	-14	
12 Langdon Hutton	07:59	0-0	0-0	0-0	0	1	1	3	0	0	0	0	0	0	0	0	0	0	0	0	
33 Ben Johnson	19:08	0-2	0-1	0-0	0	1	1	0	1	0	0	0	1	1	0	0	0	0	0	-13	
14 Sam DeVault	07:06	0-3	0-2	0-0	0	0	0	0	0	0	0	0	0	0	0	0	0	0	0	-13	
0 Jaylen Fairman	08:19	0-3	0-1	0-0	0	0	0	0	0	0	0	1	1	0	0	0	0	0	0	-17	
Team																					
Totals	14:46	8:28	5:6	3	18	21	13	9	41	9	12	7	0	4	-19					0	

Technical Fouls:NONE

NO. Name	Min	FG			3P			FT			Rebounds		Fouls		TP
----------	-----	----	--	--	----	--	--	----	--	--	----------	--	-------	--	----

# BOX SCORES

## GAME NINE

#16/16 KENTUCKY 69, YALE 59



Official Basketball Box Score - Final  
**Yale at Kentucky**  
 12/10/22 Rupp Arena, Lexington  
 2022-23 Men's Basketball

Game Time: 1:00 PM  
 Game Duration: 1:55  
 Attendance: 20,264

Officials: Todd Austin, Owen Shortt, Lucas Santos

NO.	Name	F	FG			3P			FT		Rebounds		Fouls		TP	AS	TO	ST	Blocks			+/-
			Min	M-A	M-A	M-A	OR	DR	TOT	PF	FD	OR	DR	TOT					BS	BA	BL	
15	EJ Jarvis	F	23:19	6-12	0-0	0-0	4	3	7	2	2	1	1	0	0	0	1	-7				
35	Isiah Kelly	F	17:51	0-0	0-0	2-2	1	3	4	3	2	2	1	4	0	0	0	3				
2	Bez Mbeng	G	31:32	2-8	1-4	2-2	1	7	8	1	3	7	1	2	1	0	1	-12				
3	August Mahoney	G	30:55	4-5	2-2	0-0	0	2	2	0	1	10	3	1	0	0	-12					
4	John Poulakidas	G	35:20	4-10	1-3	0-0	0	0	0	3	1	9	0	2	0	1	0	-14				
23	Yussif Basa-Ama	05:43	0-0	0-0	0-0	0	1	1	2	0	0	0	0	0	0	0	-3					
34	Jack Molloy	26:49	5-9	2-5	2-2	0	1	1	1	1	14	1	0	0	0	0	-9					
13	Michael Feinberg	09:05	1-2	1-1	1-4	1	0	1	0	3	4	0	0	0	0	0	2					
24	Yassine Gharram	08:28	0-2	0-0	1-2	1	0	1	1	1	1	1	1	0	0	0	2					
1	Danny Wolf	10:58	0-3	0-2	0-0	1	0	1	0	1	0	1	0	0	0	0	0					
Team			2	2	4					0	4											
Totals			22:51	7-17	8-12	11	19	30	13	14	59	9	15	2	2	2	-10					

Technical Fouls: NONE

NO.	Name	F	FG			3P			FT		Rebounds		Fouls		TP	AS	TO	ST	Blocks			+/-
			Min	M-A	M-A	M-A	OR	DR	TOT	PF	FD	OR	DR	TOT					BS	BA	BL	
0	Jacob Toppin	F	31:31	2-6	0-1	0-0	2	3	5	1	0	4	4	1	0	0	0	14				
34	Oscar Tshiebwe	F	37:59	13-18	0-0	2-3	5	7	12	3	4	28	2	0	2	2	0	8				
2	Sahvir Wheeler	G	34:02	5-14	0-2	0-1	0	4	4	1	3	10	1	2	0	1	10					
12	Antonio Reeves	G	30:58	3-7	1-3	3-4	0	2	2	2	10	3	1	1	0	0	7					
22	Cason Wallace	G	34:49	2-4	2-3	2-2	3	2	5	2	1	8	2	1	1	0	9					
1	CJ Fredrick	09:02	0-2	0-0	0-0	0	0	0	0	3	0	1	0	1	0	0	3					
4	Daimion Collins	05:51	0-1	0-1	0-0	1	1	2	2	0	0	0	2	0	0	0	-1					
24	Chris Livingston	13:47	3-5	1-1	0-0	0	0	0	0	0	7	2	1	0	0	1	-2					
33	Ugonna Onyenso	02:01	1-1	0-0	0-0	1	0	1	0	0	2	1	0	0	0	0	-2					
Team			0	0	0					0	2											
Totals			29:58	4-11	7-10	12	19	31	14	13	69	15	9	7	2	2	10					

Technical Fouls: NONE

	YAL	UKY	Points from Turnovers	YAL	UKY	Period by Period Scoring		
						1st	2nd	TOT
Biggest lead	2 (2 <sup>nd</sup> 17:37)	15 (2 <sup>nd</sup> 4:08)	13	19				
Best Scoring Run	10 (2 <sup>nd</sup> 17:37)	9 (1 <sup>st</sup> 14:51)	Paint	18	40			
Lead Changes	2		Second Chance	6	12	YAL	27	32
Times Tied	5		Fast Breaks	7	8	UKY	33	36
Time with Lead	00:13	36:10	Bench	19	9			

## GAME 10

#16/14 UCLA 63, #13/13 KENTUCKY 53



Official Basketball Box Score - Final  
**UCLA at Kentucky**  
 12/17/22 Madison Square Garden, New York  
 2022-23 Men's Basketball

Game Time: 5:15 PM  
 Game Duration: 2:0  
 Attendance: 20,265

Officials: Randy McCall, Bert Smith, Brian Dorse

NO.	Name	F	FG			3P			FT		Rebounds		Fouls		TP	AS	TO	ST	Blocks			+/-
			Min	M-A	M-A	M-A	OR	DR	TOT	PF	FD	OR	DR	TOT					BS	BA	BL	
3	Adem Bona	F	12:15	0-0	0-0	0-0	1	3	4	4	0	0	1	2	0	0	2	0	3			
0	Jaylen Clark	G	35:32	6-11	0-2	3-6	2	6	8	2	5	15	2	1	4	0	1	12				
5	Amari Bailey	G	23:14	1-6	0-0	1-2	0	2	0	1	3	0	2	0	0	1	-8					
10	Tyger Campbell	G	35:07	7-17	0-2	1-1	0	3	3	1	2	15	2	2	1	0	0	6				
24	Jaime Jaquez Jr.	G	36:48	9-19	0-2	1-2	4	8	12	3	5	19	4	4	1	1	12					
34	David Singleton	G	25:03	3-5	2-2	0-0	1	0	1	0	2	8	1	0	2	0	14					
14	Kenneth Nwuba	13:08	1-1	0-0	0-0	3	0	3	5	0	2	0	0	0	0	0	5					
2	Dylan Andrews	02:16	0-0	0-0	0-0	0	0	0	1	0	0	0	0	0	0	0	3					
4	Will McClendon	03:28	0-0	0-0	0-0	0	0	0	0	0	0	0	0	0	0	0	-2					
12	Mac Etienne	13:09	0-0	0-0	1-4	1	4	5	1	2	1	1	0	0	0	1	0	5				
Team			1	4	5					0	1											
Totals			27:59	2-8	7-15	13	30	43	17	17	63	11	13	11	4	4	10					

Technical Fouls: NONE

NO.	Name	F	FG			3P			FT		Rebounds		Fouls		TP	AS	TO	ST	Blocks			+/-
			Min	M-A	M-A	M-A	OR	DR	TOT	PF	FD	OR	DR	TOT					BS	BA	BL	
0	Jacob Toppin	F	24:14	2-10	0-2	1-2	4	3	7	2	3	5	2	3	1	0	2	-16				
34	Oscar Tshiebwe	F	39:27	4-12	0-0	0-4	8	8	16	3	7	2	2	2	3	2	-8					
2	Sahvir Wheeler	G	36:18	5-7	1-1	0-0	1	2	3	3	2	11	6	6	1	0	-5					
12	Antonio Reeves	G	21:20	2-13	2-8	0	0	0	0	1	1	6	1	2	1	0	-9					
22	Cason Wallace	G	33:26	2-13	1-7	2-3	1	2	3	2	3	7	0	2	2	0	-7					
1	CJ Fredrick	06:27	0-0	0-0	0-0	0	0	0	0	0	0	0	0	0	0	-10						
24	Chris Livingston	24:27	5-8	2-3	2-3	2	2	4	4	2	14	0	0	0	0	1	-1					
33	Ugonna Onyenso	00:33	0-0	0-0	0-0	0	0	0	0	0	0	0	0	0	0	-2						
55	Lance Ware	13:48	1-1	0-0	0-0	3	2	5	1	0	2	3	0	1	0	0	8					
Team			2	2	4					0	0											
Totals			21:64	6-21	5-13	21	21	42	17	17	53	14	18	8	4	4	-10					

Technical Fouls: Wheeler 2<sup>nd</sup> 13:57

	UCLA	KEN	Points from Turnovers	UCLA	KEN	Period by Period Scoring		
						1st	2nd	TOT
Biggest lead	13 (1 <sup>st</sup> 6:28)	3 (1 <sup>st</sup> 18:33)	Paint	17	14			
Best Scoring Run	8 (2 <sup>nd</sup> 0:18)	7 (1 <sup>st</sup> 1:04)	Second Chance	14	9	UCLA	35	28
Lead Changes	2		Fast Breaks	7	0	KEN	27	26
Times Tied	4		Bench	11	16			
Time with Lead	35:53	01:13						

## GAME 12

RV/RV MISSOURI 89, #19/17 KENTUCKY 75



Official Basketball Box Score - Final  
**Kentucky at Missouri**  
 12/28/22 Mizou Arena, Columbia  
 2022-23 Men's Basketball

Game Time: 6:00 PM  
 Game Duration: 2:19  
 Attendance: 15,061

Officials: Tony Greene, Rob Rorke, Keith Kimble

NO.	Name	F	FG			3P			FT		Rebounds		Fouls		TP	AS	TO	ST	Blocks			+/-
			Min	M-A	M-A	M-A	OR	DR	TOT	PF	FD	OR	DR	TOT					BS	BA	BL	
24	Chris Livingston	F	11:46	1-5	0-1	0-0	0	4	4	1	0	2	0	2	0	0	1	-8				
34	Oscar Tshiebwe	F	40:00	6-8	0-0	11-17	9	10	19	3	10	23	0	3	2	0	1	-14				
55	Lance Ware	F	29:36	3-5	0-0	0-1	2	4	6	3	2	6	0	3	1	0	0	-7				
2	Sahvir Wheeler	G	38:01	5-12	2-3	0-0	0	0	0	5	1	12	8	2	0	1	-10					
22	Cason Wallace	G	32:15	7-16	5-13	0-0	0	0	0	4	4											

# BOX SCORES

## GAME 13 #19/17 KENTUCKY 86, LOUISVILLE 63



Official Basketball Box Score - Final  
Louisville at Kentucky  
12/31/22 Rupp Arena, Lexington  
2022-23 Men's Basketball

Game Time: 12:00 PM  
Game Duration: 2:05  
Attendance: 20,934

Officials: Joe Lindsey, Pat Adams, Ron Groover

Louisville - 63 Record: 2-12

NO.	Name	Min	FG	3P	FT	Rebounds	Fouls	TP	AS	ST	Blocks	+/-		
			M-A	M-A	M-A	OR DR TOT	PF FD				BS BA			
1	Mike James	30:21	3-9	1-3	1-1	1 1 2	2 3	8	1	3	1	0 1	-19	
5	Brandon Huntley-Hatfield	30:41	5-7	0-0	0-0	0 4 4	3 2	10	1	4	0	1 0	-28	
21	Sydney Curry	15:24	1-1	0-0	1-2	1 1 2	4 1	3	1	1	1	0 0	-4	
24	Jae'Lyn Withers	17:26	0-1	0-0	2-2	0 1 1	2 2	2	0	1	1	0 0	-10	
3	El Elis	26:27	7-16	1-6	8-10	0 1 1	1 6	23	2	2	4	0 0	-25	
12	JJ Traynor	25:05	2-4	0-2	1-2	1 2 3	0 1	5	0	0	1	0 0	-17	
22	Kaman Lands	25:57	3-6	0-1	3-4	3 0 3	3 2	9	0	0	0	0 0	-15	
4	Roosevelt Wheeler	06:05	1-2	0-0	1-2	1 1 2	1 3	0	0	0	0	0 0	0	
15	Hercy Miller	06:04	0-0	0-0	0-0	0 0 0	0 0	0	0	0	1	0 0	0	
11	Fabio Basili	02:54	0-1	0-0	0-0	0 0 0	1 0	0	0	1	0	0 0	-5	
0	Devin Re	01:48	0-0	0-0	0-0	0 1 1	0 0	0	0	0	0	0 0	3	
23	Alexander Payne	01:48	0-0	0-0	0-0	0 0 0	0 0	0	0	0	0	0 0	2	
Team														
Totals			22-47	2-13	17-23	8 12 20	18 18	63	5	15	7	2	1	-23

Shooting By Period	
1st FG%	13-29 44.8%
3PT%	1-8 12.5%
FT%	3-5 60%
2nd FG%	9-18 50.0%
3PT%	1-5 20.0%
FT%	14-18 77.8%
GM FG%	22-47 46.8%
3PT%	2-13 15.4%
FT%	17-23 73.9%

Dead Ball Rebounds: 5.0

Technical Fouls: NONE

Kentucky - 86 Record: 9-4

NO.	Name	Min	FG	3P	FT	Rebounds	Fouls	TP	AS	ST	Blocks	+/-		
			M-A	M-A	M-A	OR DR TOT	PF FD				BS BA			
0	Jacob Toppin	34:58	10-15	0-1	4-6	3 4 7	4 5	24	2	2	0 0	0 23		
24	Chris Livingston	20:25	2-6	1-3	0-0	1 2 3	1 0	5	2	0	1 0	1 17		
34	Oscar Tshiebw	36:42	10-13	0-0	4-9	8 6 14	3 6	24	2	5	2 0	1 24		
2	Sahvir Wheeler	38:52	2-6	1-3	2-2	1 0 1	3 2	7	9	4	2 0	0 23		
22	Cason Wallace	37:15	6-8	2-4	3-4	0 5 5	3 3	17	2	0	2 0	0 26		
12	Antonio Reeves	16:30	1-4	0-2	3-4	0 1 1	1 2	5	0	0	0 1	0 6		
3	Adou Thiero	06:58	0-0	0-0	0-0	0 0 0	0 0	0	0	0	0 0	0 -3		
33	Ugonna Onyenso	02:15	0-0	0-0	0-0	0 0 0	0 0	0	0	0	0 0	0 0		
4	Daimion Collins	02:58	1-2	0-0	0-0	0 0 0	0 0	2	0	0	0 0	0 3		
55	Lance Ware	03:07	1-1	0-0	0-0	0 0 0	3 0	2	1	1	0 0	0 -4		
Team														
Totals			33-55	4-13	16-25	15 18 33	18 18	86	18	12	7	1	2	23

Shooting By Period	
1st FG%	19-30 63.3%
3PT%	3-8 37.5%
FT%	4-9 44.4%
2nd FG%	14-25 56.0%
3PT%	1-5 20.0%
FT%	12-16 75%
GM FG%	33-55 60.0%
3PT%	4-13 30.8%
FT%	16-25 64.0%

Dead Ball Rebounds: 4.0

Technical Fouls: NONE

Louisville - 63 Record: 2-12

NO.	Name	Min	FG	3P	FT	Rebounds	Fouls	TP	AS	ST	Blocks	+/-		
			M-A	M-A	M-A	OR DR TOT	PF FD				BS BA			
0	Jacob Toppin	34:58	10-15	0-1	4-6	3 4 7	4 5	24	2	2	0 0	0 23		
24	Chris Livingston	20:25	2-6	1-3	0-0	1 2 3	1 0	5	2	0	1 0	1 17		
34	Oscar Tshiebw	36:42	10-13	0-0	4-9	8 6 14	3 6	24	2	5	2 0	1 24		
2	Sahvir Wheeler	38:52	2-6	1-3	2-2	1 0 1	3 2	7	9	4	2 0	0 23		
22	Cason Wallace	37:15	6-8	2-4	3-4	0 5 5	3 3	17	2	0	2 0	0 26		
12	Antonio Reeves	16:30	1-4	0-2	3-4	0 1 1	1 2	5	0	0	0 1	0 6		
3	Adou Thiero	06:58	0-0	0-0	0-0	0 0 0	0 0	0	0	0	0 0	0 -3		
33	Ugonna Onyenso	02:15	0-0	0-0	0-0	0 0 0	0 0	0	0	0	0 0	0 0		
4	Daimion Collins	02:58	1-2	0-0	0-0	0 0 0	0 0	2	0	0	0 0	0 3		
55	Lance Ware	03:07	1-1	0-0	0-0	0 0 0	3 0	2	1	1	0 0	0 -4		
Team														
Totals			33-55	4-13	16-25	15 18 33	18 18	86	18	12	7	1	2	23

Shooting By Period	
1st FG%	19-30 63.3%
3PT%	3-8 37.5%
FT%	4-9 44.4%
2nd FG%	14-25 56.0%
3PT%	1-5 20.0%
FT%	12-16 75%
GM FG%	33-55 60.0%
3PT%	4-13 30.8%
FT%	16-25 64.0%

Dead Ball Rebounds: 4.0

Technical Fouls: NONE

Kentucky - 86 Record: 9-4

NO.	Name	Min	FG	3P	FT	Rebounds	Fouls	TP	AS	ST	Blocks	+/-		
			M-A	M-A	M-A	OR DR TOT	PF FD				BS BA			
0	Jacob Toppin	34:58	10-15	0-1	4-6	3 4 7	4 5	24	2	2	0 0	0 23		
24	Chris Livingston	20:25	2-6	1-3	0-0	1 2 3	1 0	5	2	0	1 0	1 17		
34	Oscar Tshiebw	36:42	10-13	0-0	4-9	8 6 14	3 6	24	2	5	2 0	1 24		
2	Sahvir Wheeler	38:52	2-6	1-3	2-2	1 0 1	3 2	7	9	4	2 0	0 23		
22	Cason Wallace	37:15	6-8	2-4	3-4	0 5 5	3 3	17	2	0	2 0	0 26		
12	Antonio Reeves	16:30	1-4	0-2	3-4	0 1 1	1 2	5	0	0	0 1	0 6		
3	Adou Thiero	06:58	0-0	0-0	0-0	0 0 0	0 0	0	0	0	0 0	0 -3		
33	Ugonna Onyenso	02:15	0-0	0-0	0-0	0 0 0	0 0	0	0	0	0 0	0 0		
4	Daimion Collins	02:58	1-2	0-0	0-0	0 0 0	0 0	2	0	0	0 0	0 3		
55	Lance Ware	03:07	1-1	0-0	0-0	0 0 0	3 0	2	1	1	0 0	0 -4		
Team														
Totals			33-55	4-13	16-25	15 18 33	18 18	86	18	12	7	1	2	23

Shooting By Period	
1st FG%	19-30 63.3%
3PT%	3-8 37.5%
FT%	4-9 44.4%
2nd FG%	14-25 56.0%
3PT%	1-5 20.0%
FT%	12-16 75%
GM FG%	33-55 60.0%
3PT%	4-13 30.8%
FT%	16-25 64.0%

Dead Ball Rebounds: 4.0

Technical Fouls: NONE

Louisville - 63 Record: 2-12

NO.	Name	Min	FG	3P	FT	Rebounds	Fouls	TP	AS	ST	Blocks	+/-		
			M-A	M-A	M-A	OR DR TOT	PF FD				BS BA			
0	Jacob Toppin	34:58	10-15	0-1	4-6	3 4 7	4 5	24	2	2	0 0	0 23		
24	Chris Livingston	20:25	2-6	1-3	0-0	1 2 3	1 0	5	2	0	1 0	1 17		
34	Oscar Tshiebw	36:42	10-13	0-0	4-9	8 6 14	3 6	24	2	5	2 0	1 24		
2	Sahvir Wheeler	38:52	2-6	1-3	2-2	1 0 1	3 2	7	9	4	2 0	0 23		
22	Cason Wallace	37:15	6-8	2-4	3-4	0 5 5	3 3	17	2	0	2 0	0 26		
12	Antonio Reeves	16:30	1-4	0-2	3-4	0 1 1	1 2	5	0	0	0 1	0 6		
3	Adou Thiero	06:58	0-0	0-0	0-0	0 0 0	0 0	0	0	0	0 0	0 -3		
33	Ugonna Onyenso	02:15	0-0	0-0	0-0	0 0 0	0 0	0	0	0	0 0	0 0		
4	Daimion Collins	02:58	1-2	0-0	0-0	0 0 0	0 0	2	0	0	0 0	0 3		
55	Lance Ware	03:07	1-1	0-0	0-0	0 0 0	3 0	2	1	1	0 0	0 -4		
Team														
Totals			33-55	4-13	16-25	15 18 33	18 18	86	18	12	7	1	2	23

Shooting By Period	
1st FG%	19-30 63.3%
3PT%	3-8 37.5%
FT%	4-9 44.4%
2nd FG%	14-25 56.0%
3PT%	1-5 20.0%
FT%	12-16 75%
GM FG%	33-55 60.0%
3PT%	4-13 30.8%
FT%	16-25 64.0%

Dead Ball Rebounds: 4.0

Technical Fouls: NONE

Kentucky - 86 Record: 9-4

NO.	Name	Min	FG	3P	FT	Rebounds	Fouls	TP	AS	ST	Blocks	+/-		
			M-A	M-A	M-A	OR DR TOT	PF FD				BS BA			
0	Jacob Toppin	34:58	10-15	0-1	4-6	3 4 7	4 5	24	2	2	0 0	0 23		
24	Chris Livingston	20:25	2-6	1-3	0-0	1 2 3	1 0	5	2	0	1 0	1 17		
34	Oscar Tshiebw	36:42	10-13	0-0	4-9	8 6 14	3 6	24	2	5	2 0	1 24		
2	Sahvir Wheeler	38:52	2-6	1-3	2-2	1 0 1	3 2	7	9	4	2 0	0 23		
22	Cason Wallace	37:15	6-8	2-4	3-4	0 5 5	3 3	17	2	0	2 0	0 26		
12	Antonio Reeves	16:30	1-4	0-2	3-4	0 1 1	1 2	5	0	0	0 1	0 6		
3	Adou Thiero	06:58	0-0	0-0	0-0	0 0 0	0 0	0	0	0	0 0	0 -3		
33	Ugonna Onyenso	02:15	0-0	0-0	0-0	0 0 0	0 0	0	0	0	0 0	0 0		
4	Daimion Collins	02:58	1-2	0-0	0-0	0 0 0	0 0	2	0	0	0 0	0 3		
55	Lance Ware	03:07	1-1	0-0	0-0	0 0 0	3 0	2	1	1	0 0	0 -4		
Team														
Totals			33-55	4-13	16-25	15 18 33	18 18	86	18	12	7	1	2	23

Shooting By Period	
1st FG%	19-30 63.3%
3PT%	3-8 37.5%
FT%	4-9 44.4%
2nd FG%	14-25 56.0%
3PT%	1-5 20.0%
FT%	12-16 75%
GM FG%	33-55 60.0%
3PT%	4-13 30.8%
FT%	16-25 64.0%

Dead Ball Rebounds: 4.0

Technical Fouls: NONE

Louisville - 63 Record: 2-12

NO.	Name	Min	FG	3P	FT	Rebounds	Fouls	TP	AS	ST	Blocks	+/-
			M-A	M-A	M-A	OR DR TOT	PF FD				BS BA	
0	Jacob Toppin	34:58	10-15	0-1	4-6	3 4 7	4 5	24	2	2	0 0	0 23
24	Chris Livingston	20:25	2-6	1-3	0-0	1 2 3	1 0	5	2	0	1 0	1 17
34	Oscar Tshiebw	36:42	10-13	0-0	4-9	8 6 14	3 6	24	2	5	2 0	1 24
2	Sahvir Wheeler	38:52	2-6	1-3	2-2	1 0 1	3 2	7	9	4	2 0	0 23
22	Cason Wallace	37:15	6-8	2-4	3-4	0 5 5	3 3	17	2	0	2 0	0 26
12	Antonio Reeves	16:30	1-4	0-2	3-4	0 1 1	1 2	5	0	0	0 1	0 6
3	Adou Thiero	06:58	0-0	0-0	0-0	0 0 0	0 0	0	0	0	0 0	0 -3
33	Ugonna Onyenso	02:15	0-0	0-0	0-0							



# BOX SCORES

## GAME 17 NR/RV KENTUCKY 63, #5/5 TENNESSEE 56



Official Basketball Box Score - Final  
**Kentucky at Tennessee**  
01/14/23 Thompson-Boling Arena, Knoxville, Tennessee  
2022-23 Tennessee Men's Basketball

Game Time: 12:04 PM  
Game Duration: 2:22  
Attendance: 21,678

Officials: Terry Oglesby, Pat Adams, Chuck Jones

Kentucky - 63

Record: 11-6 (2-3)

NO.	Name	Min	FG	3P	FT	Rebounds	Fouls	TP	AS	TO	ST	Blocks	BS	BA	+/-
			M-A	M-A	M-A	OR DR TOT	PF FD					BS	BA		
0	Jacob Toppin	F 32:45	1-5	0-0	3-5	2 6 8	1 5 5	5	3	0	0	0	0	0	10
24	Chris Livingston	F 17:53	2-5	0-0	2-2	1 3 4	2 1 6	0	1	1	1	1	1	1	-5
34	Oscar Tshiebwé	F 39:05	6-12	0-0	3-4	4 9 13	3 4 15	1	0	1	0	0	0	1	7
1	CJ Fredrick	G 36:51	4-11	3-9	2-2	0 2 2	1 3 13	1	2	0	0	0	0	0	8
22	Cason Wallace	G 22:27	0-3	0-1	0-0	0 3 3	4 1 0	6	5	2	0	0	0	6	-6
12	Antonio Reeves	G 20:12	4-10	2-6	8-8	0 4 4	3 7 18	1	4	0	0	0	0	13	
3	Adou Thiero	G 12:37	0-3	0-0	4-4	0 0 0	3 3 4	0	2	2	0	1	-1	-1	
55	Lance Ware	G 07:15	1-1	0-0	0-0	1 2 3	1 0 0	2	0	1	0	0	0	-3	
33	Ugonna Oyeniso	G 00:55	0-1	0-0	0-0	2 0 2	0 0 0	0	0	0	0	0	0	0	
Team						3 1 4	0 1 0								
<b>Totals</b>			18-51	5-16	22-25	13 30 43	18 24 63	14	19	6	1	3	7		

Technical Fouls: NONE

Shooting By Period		
1st FG%	11-30	36.7%
3PT%	3-10	30.0%
FT%	8-9	88.9%
2nd FG%	7-21	33.3%
3PT%	2-6	33.3%
FT%	14-16	87.5%
GM FG%	18-51	35.3%
3PT%	5-16	31.3%
FT%	22-25	88.0%

Dead Ball Rebounds: 0, 2

Tennessee - 56

Record: 14-3 (4-1)

NO.	Name	Min	FG	3P	FT	Rebounds	Fouls	TP	AS	TO	ST	Blocks	BS	BA	+/-
			M-A	M-A	M-A	OR DR TOT	PF FD					BS	BA		
2	Julian Phillips	F 17:58	1-2	0-0	0-0	1 2 3	4 1 2	0	2	0	0	1	0	0	8
13	Oliver Nkamhoua	F 13:31	1-3	0-1	0-1	0 2 2	3 1 2	1	2	1	0	0	0	-9	
33	Uros Plavsic	F 25:23	9-11	0-0	1-2	1 3 4	5 2 19	1	1	0	1	0	0	13	
4	Tyrreke Key	G 31:27	2-6	1-4	2-2	0 1 1	2 4 7	2	0	1	0	0	0	-10	
25	Santiago Vescovi	G 32:19	4-13	1-6	4-5	0 1 1	3 7 13	1	1	4	0	1	1	15	
0	Jonas Aibio	G 13:58	0-1	0-0	0-0	0 4 4	0 0 0	0	1	1	0	0	0	-15	
5	Zakai Zeigler	G 27:07	3-12	0-0	0-0	0 0 0	4 1 6	7	2	1	0	0	0	-8	
30	Josiah-Jordan James	G 27:33	2-8	1-6	0-0	0 5 5	2 2 5	1	1	0	0	0	0	-5	
15	Jahmai Mashack	G 04:45	0-0	0-0	0-0	0 1 1	1 0 0	0	0	0	0	0	0	-8	
11	Tobe Awaka	G 05:59	1-1	0-0	0-0	0 1 1	0 0 2	0	0	0	0	0	0	0	
Team						1 1 2	0 1 1								
<b>Totals</b>			23-57	3-21	7-10	4 19 23	24 18 56	17	11	7	3	1	7		

Technical Fouls: NONE

Shooting By Period		
1st FG%	11-25	44.0%
3PT%	2-9	22.2%
FT%	2-3	66.7%
2nd FG%	12-32	37.5%
3PT%	1-12	8.3%
FT%	5-7	71.4%
GM FG%	23-57	40.4%
3PT%	3-21	14.3%
FT%	7-10	70.0%

Dead Ball Rebounds: 1, 4

	CATS	TENN
Biggest lead	9 (2 <sup>nd</sup> 18:04)	8 (1 <sup>st</sup> 17:25)
Best Scoring Run	10 (1 <sup>st</sup> 12:23)	8 (1 <sup>st</sup> 17:25)
Lead Changes	13	
Times Tied	8	
Time with Lead	25:37	11:38

Points from	CATS	TENN
Turnovers	11	18
Paint	18	36
Second Chance	12	4
Fast Breaks	7	2
Bench	24	13

Period by Period Scoring	1st	2nd	TOT
CATS	33	30	63
TENN	26	30	56

## GAME 18 NR/RV KENTUCKY 85, GEORGIA 71



Official Basketball Box Score - Final  
**Georgia at Kentucky**  
01/17/23 Rupp Arena, Lexington  
2022-23 Men's Basketball

Game Time: 9:00 PM  
Game Duration: 2:11  
Attendance: 19,177

Officials: Joe Lindsay, Owen Short, Job Harnesse

Georgia - 71

Record: 13-5 (3-2)

NO.	Name	Min	FG	3P	FT	Rebounds	Fouls	TP	AS	TO	ST	Blocks	BS	BA	+/-
			M-A	M-A	M-A	OR DR TOT	PF FD					BS	BA		
12	Matthew-Alexander Moncrieffe	F 25:23	3-5	0-0	0-0	1 4 5	4 1 6	0	2	0	1	1	1	20	
23	Braelen Bridges	C 21:28	1-2	0-0	7-8	0 1 1	4 4 9	2	0	0	0	0	0	2	
0	Terry Roberts	G 34:01	7-17	3-8	4-6	0 5 5	4 5 21	3	5	1	0	2	-7		
3	Kario Oquendo	G 30:51	7-13	1-4	3-6	0 3 3	0 4 18	0	0	0	0	0	1	-14	
18	Mardex McBride	G 07:36	0-0	0-0	0-2	0 1 1	1 2 0	0	0	0	0	0	0	-6	
5	Frank Anselme	F 15:52	0-0	0-0	0-0	1 2 3	2 2 0	0	0	0	2	0	0	-9	
11	Justin Hill	F 17:11	2-6	1-2	0-0	0 4 4	0 0 5	2	3	0	0	0	0	1	
1	Jabri Abdur-Rahim	G 25:39	3-6	1-4	2-2	0 2 2	3 1 9	0	0	0	0	0	0	10	
4	Jusum Holt	G 20:40	0-2	0-1	0-0	0 3 3	2 0 0	0	0	0	0	0	0	-1	
15	Jaiyin Ingram	G 02:59	1-1	1-1	0-0	0 0 0	3 0 3	0	0	0	0	0	0	2	
Team						2 2 4	0 1 0								
<b>Totals</b>			24-52	7-20	16-24	4 27 31	23 19 71	7	11	3	1	5	14		

Technical Fouls: NONE

Shooting By Period		
1st FG%	15-27	55.6%
3PT%	4-11	36.4%
FT%	8-9	88.9%
2nd FG%	9-25	36.0%
3PT%	3-9	33.3%
FT%	8-15	53.3%
GM FG%	24-52	46.2%
3PT%	7-20	35.0%
FT%	16-24	66.7%

Dead Ball Rebounds: 3, 0

Kentucky - 85

Record: 12-6 (3-3)

NO.	Name	Min	FG	3P	FT	Rebounds	Fouls	TP	AS	TO	ST	Blocks	BS	BA	+/-
			M-A	M-A	M-A	OR DR TOT	PF FD					BS	BA		
0	Jacob Toppin	F 38:33	3-10	0-0	5-6	2 9 11	2 6 11	4	0	1	2	0	14		
24	Chris Livingston	F 15:50	1-4	0-1	2-2	0 1 1	0 1 4	2	1	1	1	0	9		
34	Oscar Tshiebwé	F 38:39	12-20	0-0	13-18	11 13 24	3 12 37	1	0	3	1	0	15		
1	CJ Fredrick	G 36:27	1-8	1-5	0-0	1 1 1	3 1 3	2	0	0	0	0	18		
22	Cason Wallace	G 23:00	7-11	2-4	1-2	0 2 2	4 1 17	1	1	1	1	0	22		
12	Antonio Reeves	G 28:12	4-11	1-5	2-2	0 1 1	4 1 11	2	1	1	0	0	3		
2	Sahvir Wheeler	G 10:45	0-1	0-0	0-0	0 1 1	1 1 0	3	2	1	0	0	-9		
55	Lance Ware	G 01:27	0-0	0-0	0-0	0 0 0	0 0 0	0	0	0	0	0	0		
3	Adou Thiero	G 02:46	0-0	0-0	0-0	0 0 0	2 0 0	0	0	0	1	0	-1		
33	Ugonna Oyeniso	G 01:21	1-1	0-0	0-0	0 0 0	0 0 0	0	0	0	0	0	-1		
Team						3 0 3	0 0 0								
<b>Totals</b>			29-66	4-15	23-30	16 28 44	19 23 85	15	7	9	5	1	14		

Technical Fouls: Coach 2<sup>nd</sup> 6:30

	UGA	UKY
Biggest lead	11 (1 <sup>st</sup> 3:39)	14 (2 <sup>nd</sup> 0:27)
Best Scoring Run	5 (1 <sup>st</sup> 16:55)	8 (2 <sup>nd</sup> 19:15)
Lead Changes	5	
Times Tied	3	
Time with Lead	21:09	15:50

Points from	UGA	UKY
Turnovers	12	12
Paint	30	38
Second Chance	2	18
Fast Breaks	13	11
Bench	17	13

## GAME 19 NR/RV KENTUCKY 76, RV/RV TEXAS A&M 67



Official Basketball Box Score - Final  
**Texas A&M at Kentucky**  
01/21/23 Rupp Arena, Lexington  
2022-23 Men's Basketball

Game Time: 2:00 PM  
Game Duration: 2:23  
Attendance: 20,017

Officials: Doug Shows, K.B. Burdett, Jr., Courtney Green

Texas A&M - 67

Record: 13-6 (5-1)

NO.	Name	Min	FG	3P	FT	Rebounds	Fouls	TP	AS	TO	ST	Blocks	BS	BA	+/-
			M-A	M-A	M-A	OR DR TOT	PF FD					BS	BA		
15	Henry Coleman III	F 36:33	5-7	0-0	0-0	1 5 6	4 0 10	0	5	0	0	0	0	-11	
34	Julius Marble	F 27:31	4-7	0-0	4-4	0 1 1	5 4 12	1	1	0	0	0	0	-3	
0	Dexter Dennis	G 37:53	2-9	0-6	6-6	1 5 6	2 4 10	0	1	2	0	2	-4		
4	Wade Taylor IV	G 33:04	4-11	0-5	0-0	0 6 6	2 1 8	7	4	3	0	0	-10		
23	Tyrece Radford	G 24:09	7-11	2-4	6-6	1 3 4	2 4 22	1	2	0	0	0	-6		
20	Andre Gordon	F 19:25	1-1	1-1	0-0	0 2 2	0 3 1	0	1	0	0	0			

# BOX SCORES

## GAME 21

#9/9 KANSAS 77, RV/RV KENTUCKY 68

Official Basketball Box Score - Final  
**Kansas at Kentucky**  
 01/28/23 Rupp Arena, Lexington  
 2022-23 Men's Basketball

Game Time: 8:00 PM  
 Game Duration: 2:05  
 Attendance: 20,418



Officials: Terry Oglesby, Pat Adams, Steven Anderson

Kansas - 77

Record: 17-4

NO.	Name	Min	FG			Rebounds			Fouls			TP	AS	TO	ST	Blocks		+/-	Shooting By Period			
			M-A	3P-M-A	FT	OR	DR	TOT	PF	FD	1st					2nd	3rd		BS	BA	1st	2nd
10	Jalen Wilson	F	38:43	9-18	2-3	2-2	1	7	8	1	4	22	2	1	2	0	1	5	1st	FG%	17-35	48.6%
24	KJ Adams, Jr.	F	24:36	8-10	0-0	1-1	1	1	2	4	2	17	3	0	0	0	6	3PT%	2-7	28.6%		
3	Dajuan Harris	G	37:24	3-8	2-4	0-0	0	1	1	2	0	8	8	2	0	0	0	8	FT%	5-5	100%	
4	Grady Dick	G	33:10	4-11	1-5	4-4	0	5	5	2	4	13	2	3	2	0	1	10	2nd	FG%	14-28	50.0%
15	Kevin McCullar	G	33:56	4-10	1-2	2-3	3	9	12	3	4	11	2	2	2	1	1	10	3PT%	4-9	44.4%	
1	Joseph Yesufu	F	02:52	0-1	0-0	0-0	0	0	0	0	0	0	0	0	0	0	0	-2	GM	FG%	31-63	49.2%
35	Zuby Ejorfor	G	03:38	1-1	0-0	0-0	1	0	1	2	0	2	0	0	0	0	0	-3	3PT%	6-16	37.5%	
0	Bobby Pettiford	08:56	0-0	0-0	0-0	0	0	0	1	6	0	1	0	0	0	0	1	FT%	9-10	90.0%		
23	Ernest Udeh Jr.	11:46	2-2	0-0	0-0	0	2	2	2	4	0	0	0	0	0	0	6	Dead Ball	Rebounds:	0.0		
11	MJ Rice	04:59	0-2	0-1	0-0	0	0	0	1	0	0	0	0	0	0	1	0	4				
Team							2	1	3		0											
Totals				31-63	6-16	9-10	8	26	34	18	14	77	18	10	9	2	3	9				

Technical Fouls:NONE

Kentucky - 68

Record: 14-7

NO.	Name	Min	FG			Rebounds			Fouls			TP	AS	TO	ST	Blocks		+/-	Shooting By Period			
			M-A	3P-M-A	FT	OR	DR	TOT	PF	FD	1st					2nd	3rd		BS	BA	1st	2nd
0	Jacob Toppin	F	31:45	6-11	0-1	2-4	0	4	4	2	4	14	2	1	0	0	0	-7	1st	FG%	15-27	55.6%
24	Chris Livingston	F	17:20	4-5	0-1	0-0	0	2	2	1	0	8	0	1	0	0	0	-7	3PT%	0-6	0.0%	
34	Oscar Tshiebwé	F	34:05	6-9	0-0	6-8	2	7	9	3	6	18	4	3	1	1	0	-1	FT%	4-11	36.4%	
1	CJ Fredrick	G	29:09	1-8	0-5	0-0	0	0	0	1	2	2	2	1	0	0	-1	2nd	FG%	10-24	41.7%	
22	Cason Wallace	G	37:15	4-7	2-3	4-5	0	6	6	3	5	10	5	2	5	1	0	-8	3PT%	2-7	28.6%	
12	Antonio Reeves	30:02	3-9	0-0	0-0	2	2	2	2	10	3	1	0	0	0	0	0	-6	GM	FG%	12-12	100%
2	Sahvir Wheeler	14:29	1-2	0-0	0-0	1	1	1	1	2	0	0	0	0	0	0	-7	3PT%	25-51	49.0%		
55	Lance Ware	05:55	0-0	0-0	0-2	0	2	2	0	1	0	0	0	0	0	0	-3	3PT%	2-13	15.4%		
Team							2	1	3		0											
Totals				25-51	2-13	16-23	4	25	29	14	18	68	16	11	7	3	2	9				

Technical Fouls:NONE

	KAN		UKY		Points from Turnovers	KAN	UKY	Period by Period Scoring		
	1st	2nd	3rd	4th				TOT		
Biggest lead	9 (1 <sup>st</sup> 2:31)	5 (1 <sup>st</sup> 16:03)			10	9				
Best Scoring Run	6 (1 <sup>st</sup> 3:42)	5 (1 <sup>st</sup> 16:03)			40	38				
Lead Changes	5				11	0				
Times Tied	3				4	10				
Time with Lead	30:11	08:24			6	12				

## GAME 22

KENTUCKY 75, OLE MISS 66

Official Basketball Box Score - Final  
**Kentucky at Ole Miss**  
 01/31/23 The Sandy and John Black Pavilion at Ole Miss, Oxford, Miss.  
 2022-23 Men's Basketball

Game Time: 8:00 PM  
 Game Duration: 2:04  
 Attendance: 19,852



Officials: Doug Shows, K.B. Burdett Jr., Byron Jarrett

Kentucky - 75

Record: 15-7 (6-3)

NO.	Name	Min	FG			Rebounds			Fouls			TP	AS	TO	ST	Blocks		+/-	Shooting By Period			
			M-A	3P-M-A	FT	OR	DR	TOT	PF	FD	1st					2nd	3rd		BS	BA	1st	2nd
0	Jacob Toppin	F	35:57	7-14	0-2	4-4	1	2	3	2	3	18	4	2	0	0	0	8	1st	FG%	11-25	44.0%
24	Chris Livingston	F	30:43	3-5	0-1	0-0	3	4	7	5	0	6	1	0	0	0	0	16	3PT%	7-11	63.6%	
34	Oscar Tshiebwé	F	38:02	4-10	0-1	6-7	2	9	11	2	6	14	0	1	3	0	1	9	2nd	FG%	14-27	51.9%
1	CJ Fredrick	G	19:50	0-2	0-1	0-0	0	0	0	3	0	0	1	0	0	0	0	-10	3PT%	3-6	50.0%	
12	Antonio Reeves	31:29	8-12	6-7	5-5	0	3	3	1	5	27	1	4	2	0	0	12	GM	FG%	25-52	48.1%	
3	Adou Thiaro	06:26	0-0	0-0	2-4	0	1	1	0	2	2	1	0	0	1	0	3	3PT%	6-12	50.0%		
55	Lance Ware	02:01	0-0	0-0	0-0	0	0	0	0	0	0	0	0	0	0	0	1	FT%	19-23	82.6%		
4	Daimion Collins	01:58	1-1	0-0	2-3	1	0	1	0	2	4	0	0	0	0	0	0	Dead Ball	Rebounds:	3.1		
Team							2	1	3		0											
Totals				25-52	6-12	19-23	9	24	33	14	18	75	17	9	5	1	1	9				

Technical Fouls:NONE

Ole Miss - 66

Record: 9-13 (1-8)

NO.	Name	Min	FG			Rebounds			Fouls			TP	AS	TO	ST	Blocks		+/-	Shooting By Period			
			M-A	3P-M-A	FT	OR	DR	TOT	PF	FD	1st					2nd	3rd		BS	BA	1st	2nd
3	Myles Burns	F	34:02	3-6	0-2	1-1	3	5	8	2	3	7	3	0	2	0	0	2	1st	FG%	14-32	43.8%
4	Jaemyn Brakefield	F	30:01	3-7	0-3	2-2	1	6	7	4	5	8	4	2	0	0	0	-7	3PT%	2-8	25.0%	
21	Robert Allen	F	22:47	3-7	0-1	2-2	2	1	3	3	1	8	4	1	1	1	0	-1	2nd	FG%	13-29	44.8%
1	Amaree Abram	G	36:06	7-15	3-6	0-0	1	2	3	2	0	17	3	1	0	0	1	-5	3PT%	2-11	18.2%	
2	TJ Caldwell	G	32:40	4-13	1-6	3-4	0	3	3	1	3	12	2	2	0	0	-7	FT%	6-8	75%		
00	Jayveous McKinnis	18:34	5-6	0-0	0-1	2	3	3	1	10	0	0	0	0	0	0	-7	GM	FG%	27-61	44.3%	
5	James White	14:41	1-4	0-0	0-0	0	1	1	1	2	1	0	0	1	0	0	-12	3PT%	4-19	21.1%		
14	Tye Fagan	03:36	0-1	0-0	0-0	0	0	0	0	0	0	1	1	0	0	0	-4	FT%	8-10	80.0%		
10	Theo Akwuba	07:33	1-2	0-0	0-0	0	0	0	0	2	2	0	0	0	0	0	4	Dead Ball	Rebounds:	1.0		
Team							2	0	2		0											
Totals				27-61	4-19	8-10	10	19	29	18	14	66	18	8	4	1	1	9				

Technical Fouls:NONE

	UK		OM		Points from Turnovers	UK	OM	Period by Period Scoring		
	1st	2nd	3rd	4th				TOT		
Biggest lead	14 (2 <sup>nd</sup> 4:32)	7 (1 <sup>st</sup> 14:50)			10	11				
Best Scoring Run	10 (1 <sup>st</sup> 11:56)	7 (1 <sup>st</sup> 14:50)			30	32				
Lead Changes	4				9	15				
Times Tied	7				8	5				
Time with Lead	29:14	05:44			33	14				

## GAME 23

KENTUCKY 72, FLORIDA 67

Official Basketball Box Score - Final  
**Florida at Kentucky**  
 02/04/23 Rupp Arena, Lexington  
 2022-23 Men's Basketball

Game Time: 8:30 PM  
 Game Duration: 2:05  
 Attendance: 20,315



Officials: Anthony Jordan, Todd Austin, Olands Poole

Florida - 67

Record: 13-10 (6-4)

NO.	Name	Min	FG			Rebounds			Fouls			TP	AS	TO	ST	Blocks		+/-	Shooting By Period			
			M-A	3P-M-A	FT	OR	DR	TOT	PF	FD	1st					2nd	3rd		BS	BA	1st	2nd
12	Colin Castleton	F	36:41	9-16	0-1	7-7	2	6	8	3	4	25	5	3	1	3	0	-5	1st	FG%	7-26	26.9%
0	Myron Jones	G	27:31	2-8	1-4	0-0	0	3	3	2	0	5	2	0	0	0	1	0	3PT%	1-6	16.7%	
5																						

# BOX SCORES

## GAME 25 GEORGIA 75, RV/RV KENTUCKY 68



Official Basketball Box Score - Final  
Kentucky at Georgia  
02/11/23 Siegelman Coliseum, Athens  
2022-23 Men's Basketball

Game Time: 12:00 PM  
Game Duration: 2:20  
Attendance: 10,376

Officials: Tony Greene, Will Howard, Mike Nance

NO. Name	Min	FG M-A	3P M-A	FT M-A	Rebounds		Fouls PF FD	TP	AS	TO	ST	Blocks		+/-		
					OR	DR						BS	BA			
0 Jacob Toppin	F 37:03	5-15	2-4	0-0	1	7	8	3	5	12	5	1	0	0	1	-7
24 Chris Livingston	F 35:59	4-8	1-3	0-0	1	2	3	4	1	9	1	0	0	0	1	-8
34 Oscar Tshiebwe	F 35:12	6-11	0-0	8-9	6	8	14	4	6	20	4	0	0	4	0	-12
12 Antonio Reeves	G 40:00	8-21	4-8	0-0	1	5	6	2	0	20	4	0	1	0	0	-7
22 Cason Wallace	G 28:06	2-8	0-4	1-1	2	1	3	4	1	5	6	1	0	1	0	3
3 Adou Thiero	15:55	0-2	0-1	2-3	2	1	3	2	3	2	1	0	0	0	-9	
4 Daimion Collins	07:45	0-0	0-0	0-0	0	0	0	4	0	0	0	1	0	0	5	
<b>Totals</b>		25-65	7-20	11-13	14	24	38	23	16	68	17	9	1	5	2	-7

Technical Fouls: NONE

NO. Name	Min	FG M-A	3P M-A	FT M-A	Rebounds		Fouls PF FD	TP	AS	TO	ST	Blocks		+/-		
					OR	DR						BS	BA			
12 Matthew-Alexander Moncreiffe	F 22:21	0-4	0-0	2-2	1	8	9	4	2	2	1	3	0	0	0	6
23 Braelen Bridges	C 27:54	5-6	0-0	2-3	0	5	5	1	3	12	3	0	0	0	0	22
3 Kario Oquendo	G 31:32	5-15	1-8	10-12	1	0	1	2	9	21	1	0	0	0	1	8
4 Jusaun Holt	G 21:33	1-5	0-2	2-2	2	1	3	1	2	4	0	0	0	0	0	4
11 Justin Hill	G 24:11	4-8	1-1	6-6	0	3	3	1	3	15	6	1	2	0	3	15
0 Terry Roberts	22:45	3-6	0-0	3-4	0	3	3	2	3	9	2	1	1	0	1	2
5 Frank Anselem	11:57	0-1	0-0	0-0	1	3	4	1	0	0	0	1	0	0	0	-14
13 Mardrez McBride	13:27	0-1	0-1	0-0	0	0	0	0	0	0	0	0	0	0	0	-9
15 Jailyn Ingram	04:29	1-3	1-3	0-0	0	3	3	0	3	0	0	0	0	0	0	0
1 Jabri Abdur-Rahim	19:51	3-5	3-4	0-0	0	1	1	3	1	9	0	0	0	0	1	0
<b>Totals</b>		22-54	6-19	25-29	9	28	37	16	23	75	13	7	3	2	5	7

Technical Fouls: NONE

	UK		UGA	
	1st	2nd	1st	2nd
Biggest lead	4 (2 <sup>nd</sup> 11:53)	10 (1 <sup>st</sup> 0:07)		
Best Scoring Run	8 (1 <sup>st</sup> 10:37)	7 (2 <sup>nd</sup> 8:36)		
Lead Changes	4			
Times Tied	4			
Time with Lead	03:44	34:19		

Points from	UK		UGA	
	Turnovers	Paint	Second Chance	Fast Breaks
Turnovers	12	17		
Paint	26	32		
Second Chance	18	5		
Fast Breaks	3	10		
Bench	2	21		

Period by Period Scoring	UK		UGA	
	1st	2nd	1st	2nd
UK	32	36	68	
UGA	42	33	75	

## GAME 26 KENTUCKY 71, MISSISSIPPI STATE 68



Official Basketball Box Score - Final  
Kentucky at Mississippi St.  
02/15/23 Humphrey Coliseum, Starkville  
2022-23 Men's Basketball

Game Time: 7:35 PM  
Game Duration: 2:11  
Attendance: 9,291

Officials: Pat Adams, Jason Baker, Ron Groves

NO. Name	Min	FG M-A	3P M-A	FT M-A	Rebounds		Fouls PF FD	TP	AS	TO	ST	Blocks		+/-		
					OR	DR						BS	BA			
0 Jacob Toppin	F 36:43	7-9	1-1	1-2	1	2	3	4	2	16	2	2	2	0	0	2
24 Chris Livingston	F 32:20	3-6	1-3	6-6	1	4	5	2	6	13	3	1	2	1	1	1
34 Oscar Tshiebwe	F 31:36	7-13	0-1	4-6	7	4	11	4	4	18	2	4	1	0	3	7
12 Antonio Reeves	G 38:22	5-12	4-7	0-1	0	1	1	4	1	14	0	1	0	0	0	1
22 Cason Wallace	G 38:21	1-13	0-8	2-2	2	2	2	4	1	2	4	11	1	2	0	1
55 Lance Ware	08:00	0-0	0-0	0-0	1	2	3	0	1	0	0	1	0	0	0	1
3 Adou Thiero	08:21	1-1	0-0	2-2	2	2	2	1	4	0	0	0	0	1	0	-3
4 Daimion Collins	06:17	1-1	0-0	0-1	0	2	2	2	1	2	0	0	0	0	0	2
<b>Totals</b>		25-55	6-20	15-20	18	20	38	19	18	71	19	12	7	2	5	3

Technical Fouls: NONE

NO. Name	Min	FG M-A	3P M-A	FT M-A	Rebounds		Fouls PF FD	TP	AS	TO	ST	Blocks		+/-		
					OR	DR						BS	BA			
0 D.J. Jeffries	F 34:23	1-7	1-5	0-1	0	5	5	0	1	3	4	0	0	0	0	7
1 Tolu Smith	F 32:55	8-9	0-0	6-7	1	4	5	1	7	22	1	3	0	3	0	7
4 Cameron Matthews	F 36:23	4-5	1-2	2-2	4	3	7	5	2	11	6	1	2	1	0	6
3 Shakeel Moore	G 32:30	6-14	1-7	1-2	0	2	2	1	2	14	2	2	1	1	1	-4
10 Dashawn Davis	G 30:56	4-8	2-3	3-5	0	0	0	5	4	13	2	2	3	0	1	4
11 Eric Reed, Jr.	16:34	1-3	1-3	2-2	1	0	1	1	2	5	0	0	0	0	0	-6
13 Will McNair, Jr.	07:04	0-0	0-0	0-0	0	0	0	0	0	0	0	1	0	0	0	-10
14 Tyler Stevenson	03:34	0-2	0-0	0-0	0	1	1	2	0	0	0	0	0	0	0	-7
30 Shawn Jones, Jr.	05:41	0-0	0-0	0-0	1	0	1	2	1	0	0	0	0	0	0	-12
<b>Totals</b>		24-48	6-20	14-19	7	15	22	18	19	68	15	10	6	5	2	-3

Technical Fouls: NONE

	UKY		MSU	
	1st	2nd	1st	2nd
Biggest lead	13 (2 <sup>nd</sup> 8:33)	3 (1 <sup>st</sup> 17:31)		
Best Scoring Run	11 (2 <sup>nd</sup> 8:33)	9 (2 <sup>nd</sup> 4:54)		
Lead Changes	6			
Times Tied	0			
Time with Lead	35:13	04:17		

Points from	UKY		MSU	
	Turnovers	Paint	Second Chance	Fast Breaks
Turnovers	16	18		
Paint	22	34		
Second Chance	18	8		
Fast Breaks	3	19		
Bench	6	5		

Period by Period Scoring	UKY		MSU	
	1st	2nd	1st	2nd
UKY	36	35	71	
MSU	35	33	68	

## GAME 27 KENTUCKY 66, #10/11 TENNESSEE 54



Official Basketball Box Score - Final  
Tennessee at Kentucky  
02/19/23 Rupp Arena, Lexington  
2022-23 Men's Basketball

Game Time: 7:15 PM  
Game Duration: 2:13  
Attendance: 20,323

Officials: Don Daly, Joe Lindsay, K.B. Burdett, Jr.

NO. Name	Min	FG M-A	3P M-A	FT M-A	Rebounds		Fouls PF FD	TP	AS	TO	ST	Blocks		+/-		
					OR	DR						BS	BA			
0 Jonas Aido	F 21:09	2-4	0-0	0-0	1	6	7	4	1	4	0	1	1	0	-6	
13 Olivier Nkamhoua	F 23:30	3-9	0-3	0-0	2	2	4	2	3	6	0	0	0	0	-1	
5 Zakai Zeigler	G 23:39	2-10	2-9	2-3	0	1	1	4	2	8	3	3	1	0	0	-10
15 Jahmai Mashack	G 34:03	7-12	1-3	1-5	2	6	8	5	3	16	2	1	2	0	-5	
25 Santiago Vescovi	G 38:05	7-13	3-8	0-0	0	2	3	3	17	3	2	0	0	1	-11	
4 Tyreke Key	23:22	0-5	0-4	1-2	0	0	0	1	3	1	2	0	0	0	-11	
11 Tobe Awaka	15:51	0-4	0-0	1-4	2	2	6	2	1	0	0	1	0	1	-9	
33 Uros Plavsic	18:26	1-2	0-0	0-3	1	2	3	3	2	0	0	0	0	0	-6	
1 B.J. Edwards	01:55	0-0	0-0	0-0	0	0	0	1	0	0	0	0	0	0	-1	
<b>Totals</b>		22-59	6-27	4-14	11	21	32	25	19	54	10	8	4	2	2	-12

Technical Fouls: NONE

NO. Name	Min	FG M-A	3P M-A	FT M-A	Rebounds		Fouls PF FD	TP	AS	TO	ST	Blocks		+/-		
					OR	DR						BS	BA			
0 Jacob Toppin	F 34:23	4-8	1-1	2-4	1	4	5	2	3	11	2	2	0	0	0	7
24 Chris Livingston	F 36:45	4-5	1-1	3-7	3	7	10	3	4	12	1	0	0	1	0	16
34 Oscar Tshiebwe	F 34:44	3-9	0-0	10-11	2	5	7	4	8	16	1	3	3	0	1	0
12 Antonio Reeves	G 29:13	3-8	1-3	1-4	0	2	2	3	3	8	0	2	1	0	0	-2
22 Cason Wallace	G 39:31	6-14	0-3	4-5	0	6	6	2	5	16	6	3	1	0	1	10
3 Adou Thiero	13:23	0-1	0-0	0-0	0	1	1	3	0	0	0	0	0	1	0	8
55 Lance Ware	08:31	0-0	0-0	1-2	1	1	2	1	1	0	0	0	0	0	0	11
4 Daimion Collins	03:30	0-0	0-0	2-2	0	2	2	1	1	2						

# BOX SCORES

## GAME 29 RV/RV KENTUCKY 86, NR/RV AUBURN 54



Official Basketball Box Score - Final  
**Auburn at Kentucky**  
02/25/23 Rupp Arena, Lexington  
2022-23 Men's Basketball

Game Time: 4:00 PM  
Game Duration: 1:59  
Attendance: 20,353

Officials: Pat Adams, Mike Nance, Brian Dorsey

Auburn - 54

Record: 19-10 (9-7)

NO. Name	Min	FG			3P			FT			Rebounds		Fouls		TP	AS	TO	ST	Blocks		+/-
		M-A	M-A	M-A	M-A	M-A	M-A	OR	DR	TOT	PF	FD	BS	BA							
2 Jaylin Williams	F 29:14	5-14	3-7	0-0	2	2	4	0	3	13	0	1	1	1	1	1	0	0	-33		
4 Johni Broome	F 26:04	4-10	1-3	3-5	1	0	1	4	3	12	1	2	0	0	0	0	0	-36			
1 Wendell Green Jr.	F 27:24	3-12	1-4	2-2	0	2	2	3	9	2	2	1	0	1	1	1	0	-19			
12 Zep Jasper	G 20:30	0-2	0-1	0-0	0	0	0	0	1	0	0	0	0	0	0	0	0	-23			
22 Allen Flanigan	G 26:31	2-6	0-1	3-4	1	0	1	4	2	7	0	0	1	1	0	0	0	-30			
0 K.D. Johnson	G 21:22	3-5	1-1	0-1	0	1	1	2	7	1	4	1	0	0	0	0	-16				
44 Dylan Cardwell	14:13	1-1	0-0	0-0	2	3	5	3	0	2	0	0	0	0	0	0	0	3			
3 Tre Donaldson	10:44	1-3	1-2	0-0	0	2	2	0	0	3	1	0	0	0	0	0	0	-6			
5 Chris Moore	10:29	0-0	0-0	1-2	1	1	2	0	1	1	0	1	0	0	0	0	0	2			
24 Lior Berman	13:29	0-3	0-2	0-0	0	0	0	1	2	0	0	0	1	0	0	0	0	-2			
Team					3	2	5	0	0	0	0	1									
Totals	19:56	7-21	9-14	10	13	23	17	17	54	4	13	5	1	1	1	3	2				

Shooting By Period			
1st FG%	11-32	34.4%	
3PT%	3-11	27.3%	
FT%	4-5	80%	
2nd FG%	8-24	33.3%	
3PT%	4-10	40.0%	
FT%	5-9	55.6%	
GM FG%	19-56	33.9%	
3PT%	7-21	33.3%	
FT%	9-14	64.3%	

Dead Ball Rebounds: 3, 0

Technical Fouls: NONE

Kentucky - 86

Record: 20-9 (11-5)

NO. Name	Min	FG			3P			FT			Rebounds		Fouls		TP	AS	TO	ST	Blocks		+/-
		M-A	M-A	M-A	M-A	M-A	M-A	OR	DR	TOT	PF	FD	BS	BA							
0 Jacob Toppin	F 33:00	6-11	1-1	0-0	4	8	12	5	1	13	5	1	1	0	0	0	0	0	37		
24 Chris Livingston	F 23:26	2-4	0-1	2-2	1	1	2	3	1	6	1	2	0	0	1	2	0	1	26		
34 Oscar Tshiebwé	F 35:40	8-10	0-0	6-6	6	11	17	1	7	22	0	1	2	1	2	1	0	0	36		
12 Antonio Reeves	G 36:16	8-13	4-7	1-1	0	1	1	3	3	21	0	0	1	0	0	0	0	40			
22 Cason Wallace	G 37:07	6-12	2-2	5-6	0	3	3	2	5	19	9	3	4	0	0	0	0	42			
1 CJ Fredrick	06:56	0-0	0-0	0-0	0	0	0	1	0	0	1	0	0	0	0	0	0	9			
3 Adou Thiero	10:09	1-3	1-1	0-0	1	1	2	1	0	3	0	2	1	0	0	0	0	1			
55 Lance Ware	04:58	1-1	0-0	0-0	0	0	0	1	0	2	0	0	0	0	0	0	0	3			
4 Daimon Collins	03:10	0-0	0-0	0-0	0	1	1	0	0	0	0	0	0	0	0	0	0	0			
33 Ugonna Oryenoso	03:12	0-2	0-0	0-0	0	0	0	0	0	0	0	0	0	1	0	0	0	-4			
14 Brennan Canada	02:02	0-0	0-0	0-0	0	0	0	0	0	0	0	0	0	0	0	0	0	-8			
21 Walker Horn	02:02	0-0	0-0	0-0	0	0	0	0	0	0	0	0	0	1	0	0	0	-8			
25 Kareem Watkins	02:02	0-1	0-1	0-0	0	0	0	0	0	0	0	0	0	0	0	0	0	-8			
Team					0	3	3	0	2												
Totals	32:57	8-13	14-15	12	29	41	17	17	86	16	12	10	1	1	1	3	2				

Shooting By Period			
1st FG%	15-27	55.6%	
3PT%	5-6	83.3%	
FT%	5-6	83.3%	
2nd FG%	17-30	56.7%	
3PT%	3-7	42.9%	
FT%	9-9	100%	
GM FG%	32-57	56.1%	
3PT%	8-13	61.5%	
FT%	14-15	93.3%	

Dead Ball Rebounds: 1, 0

Technical Fouls: NONE

AUB		UKY	
Biggest lead	3 (1st 19:32)	40 (2nd 2:30)	
Best Scoring Run	8 (2nd 0:37)	11 (2nd 6:12)	
Lead Changes	7		
Times Tied	0		
Time with Lead	02:49	36:43	

Points from		AUB		UKY	
Turnovers	16	23			
Paint	22	36			
Second Chance	7	14			
Fast Breaks	17	27			
Bench	13	5			

Period by Period Scoring			
	1st	2nd	TOT
AUB	29	25	54
UKY	40	46	86

## GAME 30 VANDERBILT 68, #23/RV KENTUCKY 66



Official Basketball Box Score - Final  
**Vanderbilt at Kentucky**  
03/01/23 Rupp Arena, Lexington  
2022-23 Men's Basketball

Game Time: 7:00 PM  
Game Duration: 2:04  
Attendance: 20,337

Officials: Byron Jarrett, Doug Shows, Keith Kinkle

Vanderbilt - 68

Record: 17-13 (10-7)

NO. Name	Min	FG			3P			FT			Rebounds		Fouls		TP	AS	TO	ST	Blocks		+/-
		M-A	M-A	M-A	M-A	M-A	M-A	OR	DR	TOT	PF	FD	BS	BA							
1 Colin Smith	F 18:48	1-4	1-3	0-0	1	2	3	2	0	3	0	0	0	0	0	0	0	0	4		
21 Liam Robbins	C 04:09	1-2	0-0	0-0	0	0	0	1	0	2	0	0	0	0	0	0	0	0	-3		
0 Tyrin Lawrence	G 32:38	9-14	2-3	1-2	1	6	7	1	3	21	2	3	1	0	1	0	1	9			
5 Ezra Manjon	G 22:26	2-7	0-0	2-2	0	2	2	4	2	6	3	1	1	0	0	0	0	-5			
12 Trey Thomas	G 29:02	0-7	0-6	0-0	0	1	1	0	0	1	0	1	0	0	0	0	0	1			
42 Quentin Millora-Brown	19:30	3-3	1-1	3-3	2	4	6	4	3	10	0	0	1	0	0	0	0	11			
3 Paul Lewis	12:23	1-4	0-3	0-0	0	1	1	1	0	2	1	0	0	0	0	0	0	4			
4 Jordan Wright	27:44	8-12	4-4	3-4	1	3	4	2	23	2	3	1	0	1	1	2	0	-2			
10 Myles Stute	20:40	0-5	0-3	1-2	1	3	4	3	2	1	0	0	1	0	1	0	0	-5			
23 Malki Dia	12:40	0-4	0-1	0-0	1	1	2	1	0	0	1	1	0	1	0	0	0	-4			
Team					2	3	5	0	0	0	0	0	0	0	0	0	0	0			
Totals	25:62	8-24	10-13	9	26	35	22	12	68	9	9	6	1	3	2						

Shooting By Period			
1st FG%	12-33	36.4%	
3PT%	4-13	30.8%	
FT%	6-6	100%	
2nd FG%	13-29	44.8%	
3PT%	4-11	36.4%	
FT%	4-7	57.1%	
GM FG%	25-62	40.3%	
3PT%	8-24	33.3%	
FT%	10-13	76.9%	

Dead Ball Rebounds: 1, 0

Technical Fouls: Team 2nd 15:04

Kentucky - 66

Record: 20-10 (11-6)

NO. Name	Min	FG			3P			FT			Rebounds		Fouls		TP	AS	TO	ST	Blocks		+/-
		M-A	M-A	M-A	M-A	M-A	M-A	OR	DR	TOT	PF	FD	BS	BA							
0 Jacob Toppin	F 37:27	1-7	0-3	5-7	1	9	10	2	5	7	2	2	1	0	0	0	0	0	0		
14 Brennan Canada	F 00:46	0-0	0-0	0-0	0	0	0	0	0	0	0	0	0	0	0	0	0	0	0		
34 Oscar Tshiebwé	F 38:19	5-10	0-0	10-15	10	10	20	1	9	21	2	3	1	3	1	3	1	-3			
1 CJ Fredrick	G 28:02	2-7	1-4	1-1	0	1	1	0	1	6	0	1	1	0	0	0	0	-5			
22 Cason Wallace	G 19:31	2-7	0-2	2-2	0	2	2	1	2	6	1	0	0	0	0	0	0	-9			
12 Antonio Reeves	28:59	4-17	1-8	5-8	0	2	2	3	4	14	0	3	0	0	0	0	0	0			
24 Chris Livingston	32:03	3-7	1-2	1-2	1	6	7	3	1	8	0	0	2	0	0	0	0	2			
3 Adou Thiero	07:37	1-2	0-0	0-0	1	0	1	0	1	2	0	1	0	0	0	0	0	9			
4 Daimon Collins	05:35	1-2	0-0	0-0	0	2	0	2	1	0	2	0	1	0	0	0	0	-6			
55 Lance Ware	01:41	0-0	0-0	0-0	0	0	0	0	0	0	1	0	0	0	0	0	0	0			
Team					3	3	3	0	0	0	0	0	0	0	0	0	0	0			
Totals	19:59	9-19	25-35	18	30	48	12	22	66	6	11	5	3	1	2						

Shooting By Period			
1st FG%	11-34	32.4%	
3PT%	1-11	9.1%	
FT%	7-10	70%	
2nd FG%	8-25	32.0%	
3PT%	2-8	25.0%	
FT%	18-25	72%	
GM FG%	19-59	32.2%	
3PT%	3-19	15.8%	
FT%	25-35	71.4%	

Dead Ball Rebounds: 6, 0

Technical Fouls: NONE

VAN		UKY	
Biggest lead	11 (2nd 15:12)	5 (1st 5:21)	
Best Scoring Run	10 (2nd 19:38)	9 (2nd 13:27)	
Lead Changes	7		
Times Tied	6		
Time with Lead	19:44	15:57	

Points from		VAN		UKY	
Turnovers	11	8			
Paint	32	18			
Second Chance	10	22			
Fast Breaks	5	10			
Bench	36	26			

Period by Period Scoring			
	1st	2nd	TOT
VAN	34	34	68
UKY	30	36	66

## GAME 31 #23/RV KENTUCKY 88, RV/NR ARKANSAS 79



Official Basketball Box Score - Final  
**Kentucky at Arkansas**  
03/04/23 Bud Walton Arena, Fayetteville, Ark.  
2022-23 Men's Basketball

Game Time: 1:00 PM  
Game Duration: 2:25  
Attendance: 19,200

Officials: Don Daly, K.B. Burdett Jr., Rob Rokke

Kentucky - 88

Record: 21-10 (12-6)

NO. Name	Min	FG			3P			FT			Rebounds		Fouls		TP	AS	TO	ST	Blocks		+/-
		M-A	M-A	M-A	M-A	M-A	M-A	OR	DR	TOT	PF	FD	BS	BA							

THE STAT CREW SYSTEM  
Kentucky Combined Team Statistics (as of Mar 04, 2023)  
All games

RECORD:	OVERALL	HOME	AWAY	NEUTRAL
ALL GAMES	21-10	14-4	6-4	1-2
CONFERENCE	12-6	6-3	6-3	0-0
NON-CONFERENCE	9-4	8-1	0-1	1-2

#	Player	gp-gs	min	avg	Total		3-Point		F-Throw		Rebounds				pf	dq	a	to	blk	stl	pts	avg		
					fg-fga	fg%	3fg-fga	3fg%	ft-fa	ft%	off	def	tot	avg										
34	Oscar Tshiebwe	29-27	967	33.3	176-312	.564	0-2	.000	123-169	.728	153	226	379	13.1	85	3	46	54	29	45	475	16.4		
12	Antonio Reeves	31-11	846	27.3	151-351	.430	71-173	.410	66-82	.805	12	51	63	2.0	60	0	34	43	6	11	439	14.2		
00	Jacob Toppin	30-28	934	31.1	143-305	.469	16-48	.333	66-101	.653	56	147	203	6.8	66	1	68	43	14	15	368	12.3		
22	Cason Wallace	29-29	918	31.7	125-280	.446	42-118	.356	48-63	.762	27	75	102	3.5	70	0	122	60	15	56	340	11.7		
02	Sahvir Wheeler	21-14	601	28.6	65-156	.417	15-41	.366	16-30	.533	5	43	48	2.3	39	1	117	39	2	19	161	7.7		
01	CJ Fredrick	24-15	560	23.3	53-148	.358	33-102	.324	22-24	.917	6	14	20	0.8	24	0	39	13	0	13	161	6.7		
24	Chris Livingston	31-23	657	21.2	69-156	.442	17-51	.333	39-52	.750	30	92	122	3.9	56	1	20	27	10	14	194	6.3		
03	Adou Thiero	17-0	186	10.9	10-29	.345	3-9	.333	23-33	.697	16	21	37	2.2	25	0	8	13	6	9	46	2.7		
33	Ugonna Onyenso	16-0	112	7.0	18-34	.529	0-0	.000	4-7	.571	18	24	42	2.6	8	0	2	4	16	3	40	2.5		
55	Lance Ware	25-6	259	10.4	24-37	.649	0-0	.000	7-21	.333	21	34	55	2.2	32	0	17	15	10	8	55	2.2		
04	Daimion Collins	22-1	185	8.4	17-40	.425	0-3	.000	13-21	.619	16	29	45	2.0	32	1	4	17	10	5	47	2.1		
14	Brennan Canada	5-1	9	1.8	1-3	.333	1-3	.333	0-0	.000	0	1	1	0.2	0	0	0	0	0	0	3	0.6		
21	Walker Horn	4-0	8	2.0	0-1	.000	0-1	.000	0-0	.000	0	1	1	0.3	1	0	1	4	0	0	0	0.0		
25	Kareem Watkins	4-0	8	2.0	0-1	.000	0-1	.000	0-0	.000	0	0	0	0.0	0	0	1	1	0	0	0	0.0		
Team											54	32	86	27										
Total.....		31	6250	852-1853		.460	198-552	.359	427-603	.708	414	790	1204	38.8	498	7	479	360	118	198	2329	75.1		
Opponents.....		31	6250	754-1764		.427	202-615	.328	387-524	.739	272	668	940	30.3	531	11	363	349	69	182	2097	67.6		

TEAM STATISTICS	UK	OPP	Date	Opponent	Score	Att.			
SCORING	2329	2097	11/07/22	HOWARD	W 95-63	18750			
Points per game	75.1	67.6	1 11/11/22	DUQUESNE	W 77-52	20014			
Scoring margin	+7.5	-	2 11/15/22	vs Michigan St.	Lo2 77-86	15828			
FIELD GOALS-ATT	852-1853	754-1764	1 11/17/22	SOUTH CAROLINA ST.	W 106-63	18885			
Field goal pct	.460	.427	11/20/22	at #2/2 Gonzaga	L 72-88	12333			
3 POINT FG-ATT	198-552	202-615	1 11/23/22	NORTH FLORIDA	W 96-56	19763			
3-point FG pct	.359	.328	11/29/22	BELLARMINE	W 60-41	19092			
3-pt FG made per game	6.4	6.5	3 12/04/22	vs RV/RV Michigan	W 73-69	8242			
FREE THROWS-ATT	427-603	387-524	12/10/22	YALE	W 69-59	20264			
Free throw pct	.708	.739	4 12/17/22	vs #16/14 UCLA	L 53-63	20261			
F-Throws made per game	13.8	12.5	5 12/21/22	FLORIDA A&M	W 88-68	20226			
REBOUNDS	1204	940	* 12/28/22	at RV/RV Missouri	L 75-89	15061			
Rebounds per game	38.8	30.3	12/31/22	LOUISVILLE	W 86-63	20934			
Rebounding margin	+8.5	-	* 01/03/23	RV/RV LSU	W 74-71	19610			
ASSISTS	479	363	* 01/07/23	at #7/7 Alabama	L 52-78	13474			
Assists per game	15.5	11.7	* 01/10/23	SOUTH CAROLINA	L 68-71	19393			
TURNOVERS	360	349	* 01/14/23	at #5/5 Tennessee	W 63-56	21678			
Turnovers per game	11.6	11.3	* 01/17/23	GEORGIA	W 85-71	19171			
Turnover margin	-0.4	-	* 01/21/23	RV/RV TEXAS A&M	W 76-67	20017			
Assist/turnover ratio	1.3	1.0	* 01/24/23	at Vanderbilt	W 69-53	10238			
STEALS	198	182	6 01/28/23	#9/9 KANSAS	L 68-77	20418			
Steals per game	6.4	5.9	* 01/31/23	at Ole Miss	W 75-66	0			
BLOCKS	118	69	* 02/04/23	FLORIDA	W 72-67	20315			
Blocks per game	3.8	2.2	* 02/07/23	ARKANSAS	L 73-88	19855			
ATTENDANCE	357720	165528	* 02/11/23	at Georgia	L 68-75	10376			
Home games-Avg/Game	18-19873	10-12120	* 02/15/23	at Mississippi St.	W 71-68	9297			
Neutral site-Avg/Game	-	3-14777	* 02/18/23	#10/11 TENNESSEE	W 66-54	20323			
Score by Periods	1st	2nd	OT	OT2	Totals	* 02/22/23	at Florida	W 82-74	9540
Kentucky	1106	1208	9	6	2329	* 02/25/23	AUBURN	W 86-54	20353
Opponents	1010	1063	9	15	2097	* 03/01/23	VANDERBILT	L 66-68	20337
						* 03/04/23	at Arkansas	W 88-79	19200

1 = Tribute Classic (Rupp Arena | Lexington, Ky.)  
2 = Champions Classic (Gainbridge Fieldhouse | Indianapolis)  
3 = London Showcase (O2 Arena | London, England)  
4 = CBS Sports Classic (Madison Square Garden | New York)  
5 = Unity Series (Rupp Arena | Lexington, Ky.)  
6 = SEC/Big 12 Challenge (Rupp Arena | Lexington, Ky.)  
\* = Conference game

THE STAT CREW SYSTEM  
 Kentucky Combined Team Statistics (as of Mar 04, 2023)  
 Conference games only

RECORD:	OVERALL	HOME	AWAY	NEUTRAL
ALL GAMES	12-6	6-3	6-3	0-0
CONFERENCE	12-6	6-3	6-3	0-0
NON-CONFERENCE	0-0	0-0	0-0	0-0

#	Player	gp-gs	min	avg	Total		3-Point		F-Throw		Rebounds				pf	dq	a	to	blk	stl	pts	avg		
					fg-fga	fg%	3fg-fga	3fg%	ft-fa	ft%	off	def	tot	avg										
34	Oscar Tshiebwe	18-18	629	34.9	103-189	.545	0-2	.000	92-123	.748	98	141	239	13.3	55	2	25	30	14	27	298	16.6		
12	Antonio Reeves	18-6	523	29.1	99-217	.456	40-97	.412	45-55	.818	5	28	33	1.8	43	0	14	28	3	7	283	15.7		
00	Jacob Toppin	17-16	570	33.5	82-167	.491	13-26	.500	37-55	.673	28	92	120	7.1	38	1	45	28	10	9	214	12.6		
22	Cason Wallace	16-16	488	30.5	67-169	.396	16-67	.239	29-32	.906	10	38	48	3.0	39	0	67	36	11	21	179	11.2		
02	Sahvir Wheeler	9-5	251	27.9	29-68	.426	5-13	.385	1-6	.167	2	17	19	2.1	20	1	45	13	0	7	64	7.1		
24	Chris Livingston	18-17	455	25.3	40-100	.400	9-32	.281	24-34	.706	23	62	85	4.7	41	1	14	17	7	8	113	6.3		
01	CJ Fredrick	12-9	296	24.7	24-74	.324	14-49	.286	10-10	1.000	3	8	11	0.9	12	0	19	7	0	5	72	6.0		
03	Adou Thiero	12-0	142	11.8	7-22	.318	2-6	.333	15-22	.682	13	13	26	2.2	20	0	6	10	4	8	31	2.6		
04	Daimion Collins	13-1	92	7.1	12-22	.545	0-0	.000	8-13	.615	11	10	21	1.6	19	1	3	5	6	3	32	2.5		
55	Lance Ware	14-1	129	9.2	10-16	.625	0-0	.000	1-5	.200	10	19	29	2.1	14	0	8	6	2	0	21	1.5		
33	Ugonna Onyenso	5-0	18	3.6	1-7	.143	0-0	.000	0-0	.000	3	3	6	1.2	1	0	0	1	1	1	2	0.4		
21	Walker Horn	1-0	2	2.0	0-0	.000	0-0	.000	0-0	.000	0	0	0	0.0	0	0	0	1	0	0	0	0.0		
14	Brennan Canada	2-1	3	1.5	0-0	.000	0-0	.000	0-0	.000	0	0	0	0.0	0	0	0	0	0	0	0	0.0		
25	Kareem Watkins	1-0	2	2.0	0-1	.000	0-1	.000	0-0	.000	0	0	0	0.0	0	0	0	0	0	0	0	0.0		
Team											36	18	54	20										
Total.....		18	3600	474-1052		.451	99-293	.338	262-355	.738	242	449	691	38.4	302	6	246	202	58	96	1309	72.7		
Opponents.....		18	3600	441-1001		.441	121-366	.331	246-327	.752	146	376	522	29.0	320	9	223	174	44	105	1249	69.4		

TEAM STATISTICS	UK	OPP	Date	Opponent	Score	Att.
SCORING	1309	1249	* 12/28/22	at RV/RV Missouri	L 75-89	15061
Points per game	72.7	69.4	* 01/03/23	RV/RV LSU	w 74-71	19610
Scoring margin	+3.3	-	* 01/07/23	at #7/7 Alabama	L 52-78	13474
FIELD GOALS-ATT	474-1052	441-1001	* 01/10/23	SOUTH CAROLINA	L 68-71	19393
Field goal pct	.451	.441	* 01/14/23	at #5/5 Tennessee	w 63-56	21678
3 POINT FG-ATT	99-293	121-366	* 01/17/23	GEORGIA	w 85-71	19171
3-point FG pct	.338	.331	* 01/21/23	RV/RV TEXAS A&M	w 76-67	20017
3-pt FG made per game	5.5	6.7	* 01/24/23	at Vanderbilt	w 69-53	10238
FREE THROWS-ATT	262-355	246-327	* 01/31/23	at Ole Miss	w 75-66	0
Free throw pct	.738	.752	* 02/04/23	FLORIDA	w 72-67	20315
F-Throws made per game	14.6	13.7	* 02/07/23	ARKANSAS	L 73-88	19855
REBOUNDS	691	522	* 02/11/23	at Georgia	L 68-75	10376
Rebounds per game	38.4	29.0	* 02/15/23	at Mississippi St.	w 71-68	9297
Rebounding margin	+9.4	-	* 02/18/23	#10/11 TENNESSEE	w 66-54	20323
ASSISTS	246	223	* 02/22/23	at Florida	w 82-74	9540
Assists per game	13.7	12.4	* 02/25/23	AUBURN	w 86-54	20353
TURNOVERS	202	174	* 03/01/23	VANDERBILT	L 66-68	20337
Turnovers per game	11.2	9.7	* 03/04/23	at Arkansas	w 88-79	19200
Turnover margin	-1.6	-				
Assist/turnover ratio	1.2	1.3				
STEALS	96	105				
Steals per game	5.3	5.8				
BLOCKS	58	44				
Blocks per game	3.2	2.4				
ATTENDANCE	179374	108864				
Home games-Avg/Game	9-19930	9-12096				
Neutral site-Avg/Game	-	0-0				

- 1 = Tribute Classic (Rupp Arena | Lexington, Ky.)
- 2 = Champions Classic (Gainbridge Fieldhouse | Indianapolis)
- 3 = London Showcase (O2 Arena | London, England)
- 4 = CBS Sports Classic (Madison Square Garden | New York)
- 5 = Unity Series (Rupp Arena | Lexington, Ky.)
- 6 = SEC/Big 12 Challenge (Rupp Arena | Lexington, Ky.)
- \* = Conference game

Score by Periods	1st	2nd	Totals
Kentucky	618	691	1309
Opponents	610	639	1249

THE STAT CREW SYSTEM  
 Kentucky Combined Team Statistics (as of Mar 04, 2023)  
 Last Five

RECORD:	OVERALL	HOME	AWAY	NEUTRAL
ALL GAMES	4-1	2-1	2-0	0-0
CONFERENCE	4-1	2-1	2-0	0-0
NON-CONFERENCE	0-0	0-0	0-0	0-0

#	Player	gp-gs	min	avg	Total		3-Point		F-Throw		Rebounds				pf	dq	a	to	blk	stl	pts	avg			
					fg-fga	fg%	3fg-fga	3fg%	ft-fa	ft%	off	def	tot	avg											
34	Oscar Tshiebwe	5-5	173	34.6	33-53	.623	0-0	.000	30-37	.811	24	37	61	12.2	13	1	7	11	5	8	96	19.2			
12	Antonio Reeves	5-4	173	34.6	33-70	.471	10-28	.357	20-26	.769	0	7	7	1.4	16	0	6	8	1	3	96	19.2			
00	Jacob Toppin	5-5	178	35.6	24-45	.533	6-11	.545	17-23	.739	9	33	42	8.4	13	1	13	11	1	3	71	14.2			
22	Cason Wallace	4-4	134	33.5	16-41	.390	2-8	.250	15-17	.882	0	13	13	3.3	7	0	22	12	1	7	49	12.3			
24	Chris Livingston	5-4	165	33.0	13-32	.406	2-10	.200	9-18	.500	9	34	43	8.6	16	0	5	6	3	3	37	7.4			
03	Adou Thiero	5-0	61	12.2	5-13	.385	1-3	.333	3-6	.500	6	4	10	2.0	7	0	2	5	1	2	14	2.8			
01	CJ Fredrick	3-2	50	16.7	2-9	.222	1-6	.167	3-3	1.000	0	1	1	0.3	1	0	5	1	0	2	8	2.7			
55	Lance Ware	5-0	37	7.4	4-5	.800	0-0	.000	1-2	.500	3	6	9	1.8	7	0	1	2	1	0	9	1.8			
04	Daimion Collins	5-0	19	3.8	3-6	.500	0-0	.000	2-2	1.000	4	4	8	1.6	7	1	2	1	1	0	8	1.6			
14	Brennan Canada	2-1	3	1.5	0-0	.000	0-0	.000	0-0	.000	0	0	0	0.0	0	0	0	0	0	0	0	0.0			
21	Walker Horn	1-0	2	2.0	0-0	.000	0-0	.000	0-0	.000	0	0	0	0.0	0	0	0	1	0	0	0	0.0			
25	Kareem Watkins	1-0	2	2.0	0-1	.000	0-1	.000	0-0	.000	0	0	0	0.0	0	0	0	0	0	0	0	0.0			
33	Ugonna Onyenso	1-0	3	3.0	0-2	.000	0-0	.000	0-0	.000	0	0	0	0.0	0	0	0	0	0	1	0	0.0			
Team											8	8	16												5
Total.....		5	1000		133-277	.480	22-67	.328	100-134	.746	63	147	210	42.0	87	3	63	63	14	29	388	77.6			
Opponents.....		5	1000		117-299	.391	36-114	.316	59-95	.621	49	97	146	29.2	105	4	51	46	8	33	329	65.8			

TEAM STATISTICS	UK	OPP	Date	Opponent	Score	Att.
SCORING	388	329	* 02/18/23	#10/11 TENNESSEE	w 66-54	20323
Points per game	77.6	65.8	* 02/22/23	at Florida	w 82-74	9540
Scoring margin	+11.8	-	* 02/25/23	AUBURN	w 86-54	20353
FIELD GOALS-ATT	133-277	117-299	* 03/01/23	VANDERBILT	L 66-68	20337
Field goal pct	.480	.391	* 03/04/23	at Arkansas	w 88-79	19200
3 POINT FG-ATT	22-67	36-114	1 = Tribute Classic (Rupp Arena   Lexington, Ky.)			
3-point FG pct	.328	.316	2 = Champions Classic (Gainbridge Fieldhouse   Indianapolis)			
3-pt FG made per game	4.4	7.2	3 = London Showcase (O2 Arena   London, England)			
FREE THROWS-ATT	100-134	59-95	4 = CBS Sports Classic (Madison Square Garden   New York)			
Free throw pct	.746	.621	5 = Unity Series (Rupp Arena   Lexington, Ky.)			
F-Throws made per game	20.0	11.8	6 = SEC/Big 12 Challenge (Rupp Arena   Lexington, Ky.)			
REBOUNDS	210	146	* = Conference game			
Rebounds per game	42.0	29.2				
Rebounding margin	+12.8	-				
ASSISTS	63	51				
Assists per game	12.6	10.2				
TURNOVERS	63	46				
Turnovers per game	12.6	9.2				
Turnover margin	-3.4	-				
Assist/turnover ratio	1.0	1.1				
STEALS	29	33				
Steals per game	5.8	6.6				
BLOCKS	14	8				
Blocks per game	2.8	1.6				
ATTENDANCE	61013	28740				
Home games-Avg/Game	3-20338	2-14370				
Neutral site-Avg/Game	-	0-0				

Score by Periods	1st	2nd	Totals
Kentucky	185	203	388
Opponents	155	174	329

THE STAT CREW SYSTEM  
Kentucky Team Game-by-Game Comparison (as of Mar 04, 2023)  
All games

Opponent	1st	2nd	Score	Mar	Total FG	FG Pct	3-Pointers	3FG Pct	Free Throws	FT Pct	Rebounds	Assist	T/Over	Block	Steal	Fouls
HOWARD	49/26	46/37	95-63	+32	34-62/23-67	.548/.343	11-24/7-25	.458/.280	16-28/10-13	.571/.769	42/37 +5	20/10	10/16	5/1	10/4	12/19
DUQUESNE	38/22	39/30	77-52	+25	28-61/20-66	.459/.303	11-19/7-26	.579/.269	10-15/5-8	.667/.625	46/35 +11	22/13	15/11	11/1	9/8	7/16
Michigan St.	34/36	28/26	77-86	(9)	27-70/28-69	.386/.406	7-25/7-19	.280/.368	16-24/23-27	.667/.852	38/45 (7)	17/19	15/18	8/3	12/6	25/19
SOUTH CAROLINA ST.	49/30	57/33	106-63	+43	39-68/24-68	.574/.353	10-24/5-21	.417/.238	18-23/10-16	.783/.625	48/28 +20	25/8	13/12	9/2	9/5	13/16
#2/2 Gonzaga	25/41	47/47	72-88	(16)	27-69/31-55	.391/.564	6-25/7-19	.240/.368	12-16/19-21	.750/.905	29/39 (10)	11/8	11/18	0/2	10/7	22/12
NORTH FLORIDA	54/23	42/33	96-56	+40	35-73/20-58	.479/.345	9-24/6-21	.375/.286	17-21/10-21	.810/.476	50/35 +15	23/6	7/16	9/1	7/5	19/14
BELLARMINE	21/21	39/20	60-41	+19	22-53/14-46	.415/.304	7-22/8-28	.318/.286	9-11/5-6	.818/.833	42/21 +21	16/9	14/12	4/0	6/7	9/13
RV/RV Michigan	37/36	36/33	73-69	+4	27-58/25-64	.466/.391	9-15/8-20	.600/.400	10-20/11-17	.500/.647	46/33 +13	17/12	14/7	3/4	3/5	14/19
YALE	33/27	36/32	69-59	+10	29-58/22-51	.500/.431	4-11/7-17	.364/.412	7-10/8-12	.700/.667	31/30 +1	15/9	9/15	2/2	7/2	14/13
#16/14 UCLA	27/35	26/28	53-63	(10)	21-64/27-59	.328/.458	6-21/2-8	.286/.250	5-13/7-15	.385/.467	42/43 (1)	14/11	18/13	4/4	8/11	17/17
FLORIDA A&M	42/32	46/36	88-68	+20	31-59/26-50	.525/.520	13-23/9-16	.565/.563	13-19/7-8	.684/.875	37/18 +19	19/12	9/12	1/1	7/1	12/17
RV/RV Missouri	30/42	45/47	75-89	(14)	26-56/28-57	.464/.491	8-23/10-25	.348/.400	15-24/23-28	.625/.821	37/28 +9	15/18	14/8	1/4	5/9	21/18
LOUISVILLE	45/30	41/33	86-63	+23	33-55/22-47	.600/.468	4-13/2-13	.308/.154	16-25/17-23	.640/.739	33/20 +13	18/5	12/15	1/2	7/7	18/18
RV/RV LSU	42/38	32/33	74-71	+3	28-54/26-53	.519/.491	7-18/11-25	.389/.440	11-14/8-10	.786/.800	31/22 +9	18/15	6/9	3/1	2/3	11/15
#7/7 Alabama	24/35	28/43	52-78	(26)	21-73/26-54	.288/.481	5-20/8-22	.250/.364	5-8/18-26	.625/.692	45/41 +4	7/13	11/9	6/6	4/9	20/13
SOUTH CAROLINA	32/42	36/29	68-71	(3)	29-57/27-56	.509/.482	3-10/11-20	.300/.550	7-14/6-7	.500/.857	28/32 (4)	9/11	6/15	6/1	6/2	11/15
#5/5 Tennessee	33/26	30/30	63-56	+7	18-51/23-57	.353/.404	5-16/3-21	.313/.143	22-25/7-10	.880/.700	43/23 +20	14/17	19/11	1/3	6/7	18/24
GEORGIA	34/42	51/29	85-71	+14	29-66/24-52	.439/.462	4-15/7-20	.267/.350	23-30/16-24	.767/.667	44/31 +13	15/7	7/11	5/1	9/3	19/23
RV/RV TEXAS A&M	29/31	47/36	76-67	+9	27-67/24-49	.403/.490	11-32/3-16	.344/.188	11-17/16-16	.647/1000	38/31 +7	14/10	12/16	4/0	6/6	13/18
Vanderbilt	36/27	33/26	69-53	+16	31-55/18-55	.564/.327	6-16/6-17	.375/.353	1-2/11-12	.500/.917	37/24 +13	17/5	10/4	2/0	4/5	15/5
#9/9 KANSAS	34/41	34/36	68-77	(9)	25-51/31-63	.490/.492	2-13/6-16	.154/.375	16-23/9-10	.696/.900	29/34 (5)	16/18	11/10	3/2	7/9	14/18
Ole Miss	32/32	43/34	75-66	+9	25-52/27-61	.481/.443	6-12/4-19	.500/.211	19-23/8-10	.826/.800	33/29 +4	17/18	9/8	1/1	5/4	14/18
FLORIDA	33/22	39/45	72-67	+5	28-62/23-55	.452/.418	5-11/6-19	.455/.316	11-13/15-17	.846/.882	38/30 +8	10/11	9/9	5/5	6/5	14/14
ARKANSAS	40/41	33/47	73-88	(15)	29-62/32-51	.468/.627	4-13/4-9	.308/.444	11-18/20-24	.611/.833	31/26 +5	11/19	15/11	3/7	6/10	17/18
Georgia	32/42	36/33	68-75	(7)	25-65/22-54	.385/.407	7-20/6-19	.350/.316	11-13/25-29	.846/.862	38/37 +1	17/13	9/7	5/2	1/3	23/16
Mississippi St.	36/35	35/33	71-68	+3	25-55/24-48	.455/.500	6-20/6-20	.300/.300	15-20/14-19	.750/.737	38/22 +16	19/15	12/10	2/5	7/6	19/18
#10/11 TENNESSEE	39/19	27/35	66-54	+12	20-45/22-59	.444/.373	3-8/6-27	.375/.222	23-35/4-14	.657/.286	40/32 +8	11/10	12/8	2/2	5/4	19/25
Florida	36/37	46/37	82-74	+8	33-62/26-52	.532/.500	4-13/8-20	.308/.400	12-16/14-20	.750/.700	40/21 +19	16/14	13/10	4/1	4/9	13/15
AUBURN	40/29	46/25	86-54	+32	32-57/19-56	.561/.339	8-13/7-21	.615/.333	14-15/9-14	.933/.643	41/23 +18	16/4	12/13	1/1	10/5	17/17
VANDERBILT	30/34	36/34	66-68	(2)	19-59/25-62	.322/.403	3-19/8-24	.158/.333	25-35/10-13	.714/.769	48/35 +13	6/9	11/9	3/1	5/6	12/22
Arkansas	40/36	48/43	88-79	+9	29-54/25-70	.537/.357	4-14/7-22	.286/.318	26-33/22-34	.788/.647	41/35 +6	14/14	15/6	4/3	5/9	26/26

Note: Game totals are displayed in the format TEAM/OPPONENT for each category