



## 35-15 (15-12 SEC)

### FEBRUARY

17	AT ELON	L, 2-0
18	AT ELON	W, 5-1
19	AT ELON	W, 4-0
21	EVANSVILLE	W, 6-3
24	WRIGHT STATE	W, 8-3
25	WRIGHT STATE	L, 12-9
26	WRIGHT STATE	W, 15-0
28	MOREHEAD STATE	W, 15-1

### MARCH

4	INDIANA STATE (DH-1)	W, 4-2
4	INDIANA STATE (DH-2)	W, 5-4
5	INDIANA STATE	W, 7-6
7	MURRAY STATE	W, 6-2
8	OHIO	W, 9-2
10	AT SOUTHERN ILLINOIS	W, 5-4 (10)
11	AT SOUTHERN ILLINOIS	W, 7-2
12	AT SOUTHERN ILLINOIS	W, 21-3 (7)
14	INDIANA	W, 12-2 (7)
17	RV <sup>A</sup> MISSISSIPPI STATE*	W, 5-4 (10)
18	RV <sup>A</sup> MISSISSIPPI STATE*	W, 12-3
19	RV <sup>A</sup> MISSISSIPPI STATE*	W, 17-2 (7)
21	EASTERN KENTUCKY	W, 9-3
24	AT #25 <sup>+</sup> ALABAMA*	W, 4-3 (12)
25	AT #25 <sup>+</sup> ALABAMA*	W, 9-5
26	AT #25 <sup>+</sup> ALABAMA*	L, 4-3
28	AT WESTERN KENTUCKY	W, 10-8
31	#25+ MISSOURI*	W, 12-2 (7)

### APRIL

1	#25+ MISSOURI*	W, 10-0 (8)
2	#25+ MISSOURI*	W, 3-1
4	DAYTON	W, 13-6
7	AT GEORGIA*	W, 7-4
9	AT GEORGIA* (DH-1)	L, 3-0 (7)
9	AT GEORGIA* (DH-2)	L, 6-2 (7)
11	AT #9% LOUISVILLE	PPD
13	AT #1 LSU*	L, 16-6 (8)
14	AT #1 LSU*	W, 13-10
15	AT #1 LSU*	L, 7-6
18	XAVIER	W, 13-2 (8)
21	TEXAS A&M* (DH-1)	L, 6-3
22	TEXAS A&M* (DH-2)	L, 8-7
23	TEXAS A&M*	W, 8-1
25	#21~ LOUISVILLE	L, 7-0
28	#5~ AT VANDERBILT*	L, 6-4
29	#5~ AT VANDERBILT*	L, 9-3
30	#5~ AT VANDERBILT*	L, 3-2

### MAY

5	#3~ SOUTH CAROLINA*	W, 7-3
6	#3~ SOUTH CAROLINA*	W, 14-7
7	#3~ SOUTH CAROLINA*	W, 9-2
9	TENNESSEE TECH	W, 9-2
12	AT #11! TENNESSEE*	L, 6-10
13	AT #11! TENNESSEE*	L, 7-10
14	AT #11! TENNESSEE*	W, 10-0
18	#3~ FLORIDA*	6:30 P.M.
19	#3~ FLORIDA*	6:30 P.M.
20	#3~ FLORIDA*	2 P.M.
23-28 SEC TOURNAMENT		TBA

ALL TIMES EST; \*SEC GAME; +BASEBALL AMERICA; ~D1BASEBALL;  
%COACHES POLL; !PERFECT GAME; ^NCBWA; ~COLLEGIATE BASEBALL

## AT THE BALLPARK

### #19 KENTUCKY vs #3 FLORIDA

MAY 18-20 • 6:30 PM ET | 6:30 | 2

KENTUCKY PROUD PARK • LEXINGTON, KY.



### #19 KENTUCKY WILDCATS

2023 RECORD: 35-15 (15-12 SEC)

COACH: NICK MINGIONE

OVERALL RECORD: 211-144 (.594) - 7TH YEAR

AT UK: SAME

### #3 FLORIDA GATORS

2023 RECORD: 40-12 (18-9 SEC)

COACH: KEVIN O'SULLIVAN

OVERALL RECORD: 641-314 (.671) - 16TH YEAR

AT FLORIDA: SAME

DATE/TIME:	MAY 18-20, 2023   6:30 P.M. ET; 6:30; 2 P.M.
LOCATION (FACILITY):	LEXINGTON, KY. (KENTUCKY PROUD PARK)
ALL-TIME SERIES:	FLORIDA LEADS 147-71-1(59-34-1 IN LEXINGTON)
LAST MEETING:	2022 - FLORIDA WON SERIES, 2-1, IN GAINESVILLE
RADIO:	UK SPORTS NETWORK; UKATHLETICS.COM / 630 AM WLAP (LOCALLY)
TV/ONLINE:	SEC NETWORK PLUS
LIVE STATS:	KENTUCKYSTATS.COM

## KENTUCKY HOSTS #3 FLORIDA IN FINAL WEEK

- UK IS #1 IN THE RPI, #15 IN THE NCBWA POLL, #16 IN COACHES POLL, #19 IN D1 BASEBALL, #23 IN PERFECT GAME AND #20 IN BASEBALL AMERICA.
- UK HAS 25 TOP 100 WINS 19 TOP 50 WINS.
- UK HAS THE No. 2 STRENGTH OF SCHEDULE OVERALL AND No. 7 NON-CONFERENCE STRENGTH OF SCHEDULE.
- IN SEC PLAY, UK IS 52-64 ON STOLEN BASE ATTEMPTS. OPPONENTS HAVE ONLY ATTEMPTED 19.
- FOR THE FIRST TIME SINCE 2017 UK WON ITS FIRST THREE SEC SERIES.
- UK IS 10-9 VS. RANKED OPPONENTS, 4-5 VS. TOP 5.
- UK SWEPT No. 3 SOUTH CAROLINA LAST WEEKEND, ITS FIRST SWEEP OF A TOP 5 OPPONENT SINCE 2012.
- FOR THE FIRST TIME IN SCHOOL HISTORY (FOR WHICH STATS ARE AVAILABLE, 1969) THE CATS HAVE FOUR PLAYERS WITH AT LEAST 15 STOLEN BASES.
- SENIOR 1B HUNTER GILLIAM RANKS 28TH NATIONALLY IN RBI WITH 63.
- UK HAS SCORED IN 348 OF 355 GAMES IN MINGIONE'S TENURE.
- MINGIONE NOW HAS 211 CAREER WINS, THIRD ON UK'S ALL-TIME LIST. HE HAS THE SECOND-HIGHEST WINNING PERCENTAGE IF ANY COACH WHO HAS SKIPPED AT LEAST 100 GAMES FOR THE WILDCATS.
- UK HAS DOMINATED THE "MIDDLE THIRD" OF GAMES THIS SEASON, OUTSCORING OPPONENTS 181-62 IN THE 5TH THROUGH 7TH INNING.
- UK PITCHERS RANK 10TH NATIONALLY IN HITS ALLOWED PER NINE INNINGS AND 24TH IN ERA.
- UK RANKS 8TH IN THE NATION IN ON-BASE PERCENTAGE, 4TH IN SACRIFICE BUNTS AND 11TH IN HBP.
- OUTFIELDER JACKSON GRAY RANKS 7TH NATIONALLY IN OBP, 12TH IN HBP WITH 21 AND HAS 19 STEALS.
- THE 21 HBP ARE THE 2ND-MOST IN A SEASON IN UK HISTORY.
- GRAY'S 19 STOLEN BASES ARE TIED FOR THE SECOND MOST IN A SEASON IN THE MINGIONE ERA AND HIS SIX TRIPLES THIS SEASON ARE THE MOST OVER THE SAME SPAN. HE IS TWO BEHIND UK'S ALL-TIME SINGLE-SEASON MARK.
- JASE FELKER ALSO HAS 19 STEALS AND EMILIEN PITRE HAS 18.
- UK HAS 15 TRIPLES THIS SEASON, ITS MOST SINCE 2007 (22).
- FIRST BASEMAN HUNTER GILLIAM HAD A 22-GAME HIT STREAK. IT IS THE SECOND-LONGEST AT UK SINCE 2005.
- GRAY AND EMILIEN PITRE EACH BOTH HAVE TWO FOUR-HIT GAMES THIS SEASON.
- IN THE MONTH OF APRIL, GRAY RANKED 5TH IN THE SEC IN AVERAGE (.400), 6TH IN RUNS (21) & 2ND IN OBP (.566).
- GRAY HAS REACHED BASE SAFELY IN 47 OF 72 PLATE APPEARANCES.
- INFELDERS JASE FELKER (6TH) AND GRANT SMITH (10TH) EACH ARE IN THE TOP 10 NATIONALLY IN SAC BUNTS WITH FELKER'S 10 LEAD THE SEC.
- THE 23 RUNS UK SCORED VS. TENNESSEE ARE TIED FOR THE MOST THE VOLUNTEERS HAVE ALLOWED IN A WEEKEND SERIES SINCE 2019.

## PITCHING PROBABLES

GAME 1 - RHP TRAVIS SMITH (4-1, 3.62) vs RHP HURSTON WALDREP (6-3, 5.00)

GAME 2 - RHP ZACK LEE (4-2, 3.54) vs RHP BRANDON SPROAT (7-2, 4.44)

GAME 3 - TBA vs LHP JAC CAGLIANONE (5-2, 4.47)



# SOUTHEASTERN CONFERENCE®

WEEK 14

2023 BASEBALL

MAY 17

## SCHEDULE/RESULTS

All times Eastern; Rankings reflect highest among major polls

### Tuesday, May 16

at #9 Tennessee 9, Belmont 5 (8 inn.)  
Charlotte 11, at #9 South Carolina 9  
at #4 LSU 7, McNeese 4  
Austin Peay at Ole Miss - canceled  
Jacksonville State at #19 Auburn - canceled  
Indiana State at Missouri - canceled  
Western Carolina at Georgia - canceled  
North Alabama at Mississippi State - canceled  
Middle Tennessee State at #6 Vanderbilt - canceled

### Thursday, May 18

\*#4 LSU at Georgia - 6 p.m. [SEC+]  
\*#2 Florida at #19 Kentucky - 6:30 p.m. [SEC+]  
\*Ole Miss at #19 Alabama - 7 p.m. [SEC+]  
\*#2 Arkansas at #6 Vanderbilt - 7 p.m. [SECN]  
\*Missouri at #19 Auburn - 7 p.m. [SEC+]  
\*Texas A&M at Mississippi State - 7 p.m. [SEC+]  
\*#9 Tennessee at #9 South Carolina - 7 p.m. [SEC+]

### Friday, May 19

\*#4 LSU at Georgia - 6 p.m. [SEC+]  
\*#2 Florida at #19 Kentucky - 6:30 p.m. [SEC+]  
\*Ole Miss at #19 Alabama - 7 p.m. [SEC+]  
\*Missouri at #19 Auburn - 7 p.m. [SEC+]  
\*Texas A&M at Mississippi State - 7 p.m. [SEC+]  
\*#9 Tennessee at #9 South Carolina - 7 p.m. [SEC+]  
\*#2 Arkansas at #6 Vanderbilt - 8 p.m. [SECN]

### Saturday, May 20

\*#4 LSU at Georgia - 1 p.m. [SEC+]  
\*#2 Florida at #19 Kentucky - 2 p.m. [SEC+]  
\*#9 Tennessee at #9 South Carolina - 2 p.m. [SECN]  
\*Ole Miss at #19 Alabama - 3 p.m. [SEC+]  
\*#2 Arkansas at #6 Vanderbilt - 3 p.m. [SEC+]  
\*Missouri at #19 Auburn - 3 p.m. [SEC+]  
\*Texas A&M at Mississippi State - 3 p.m. [SEC+]

### Tuesday, May 23 - SEC Tournament

Game 1: #6 Seed vs. #11 Seed - 10:30 a.m. [SECN]  
Game 2: #7 Seed vs. #10 Seed - TBD [SECN]  
Game 3: #8 Seed vs. #9 Seed - 5:30 p.m. [SECN]  
Game 4: #5 Seed vs. #12 Seed - TBD [SECN]

### Wednesday, May 24 - SEC Tournament

Game 5: #3 Seed vs. Winner Game 1 - 10:30 a.m. [SECN]  
Game 6: #2 Seed vs. Winner Game 2 - TBD [SECN]  
Game 7: #1 Seed vs. Winner Game 3 - 5:30 p.m. [SECN]  
Game 8: #4 Seed vs. Winner Game 4 - TBD [SECN]

### Thursday, May 25 - SEC Tournament

Game 9: Loser Game 5 vs. Loser Game 6 - 10:30 a.m. [SECN]  
Game 10: Loser Game 7 vs. Loser Game 8 - TBD [SECN]  
Game 11: Winner Game 5 vs. Winner Game 6 - 5:30 p.m. [SECN]  
Game 12: Winner Game 7 vs. Winner Game 8 - TBD [SECN]

### Friday, May 26 - SEC Tournament

Game 13: Winner Game 9 vs. Loser Game 11 - 4 p.m. [SECN]  
Game 14: Winner Game 10 vs. Loser Game 12 - TBD [SECN]

### Saturday, May 27 - SEC Tournament

Game 15: Winner Game 13 vs. Winner Game 11 - 12 p.m. [SECN]  
Game 16: Winner Game 14 vs. Winner Game 12 - TBD [SECN]

### Sunday, May 28 - SEC Tournament

Game 17: Winner Game 15 vs. Winner Game 16 - 3 p.m. [ESPN2]

\*SEC Game

## EASTERN DIVISION

	SEC	Pct.	GB	All	Pct.	H	A	N	Div.	T25	T10	L10	Strk
Florida	18-9	.667	-	40-12	.769	30-6	9-6	1-0	10-5	12-6	7-5	8-2	W3
Vanderbilt	17-10	.630	1.0	35-16	.686	23-5	8-9	4-2	10-8	13-9	11-5	5-5	L3
South Carolina	15-11	.577	2.5	37-15	.712	25-5	10-10	2-0	10-5	10-8	6-5	3-7	L2
Kentucky	15-12	.556	3.0	35-15	.700	24-4	11-11	0-0	8-7	10-9	4-5	5-5	W1
Tennessee	14-13	.519	4.0	36-17	.679	33-5	2-11	1-1	7-8	10-8	5-7	7-3	W1
Missouri	10-17	.370	8.0	30-20	.600	19-4	7-15	4-1	7-11	6-12	4-9	6-4	W3
Georgia	10-17	.370	8.0	28-24	.538	19-11	7-12	2-1	5-13	10-11	8-7	5-5	L3

## WESTERN DIVISION

	SEC	Pct.	GB	All	Pct.	H	A	N	Div.	T25	T10	L10	Strk
Arkansas	19-8	.704	-	38-13	.745	30-4	6-7	2-2	14-4	11-4	4-3	8-2	W1
LSU	17-9	.654	1.5	40-12	.769	28-7	10-4	2-1	12-6	9-5	5-3	6-4	W1
Auburn	14-13	.519	5.0	30-19-1	.610	20-9-1	8-10	2-0	9-9	5-7	5-7	7-3	W5
Alabama	13-14	.481	6.0	35-17	.673	24-8	9-9	2-0	6-9	5-10	4-8	5-5	W2
Texas A&M	12-15	.444	7.0	30-22	.577	22-13	6-8	2-1	6-9	9-15	5-8	5-5	L2
Mississippi State	8-19	.296	11.0	26-24	.520	15-14	6-8	5-2	7-8	4-12	3-12	3-7	W2
Ole Miss	6-21	.222	13.0	25-26	.490	17-15	6-10	2-1	3-12	5-15	1-11	4-6	L3

• Co-Player of the Week: Andrew Pinckney, Alabama  
Alabama's Andrew Pinckney hit three home runs and drove in nine runs over the weekend and helped lead the Crimson Tide to a series win at Texas A&M. For the week, Pinckney contributed a team-best nine hits, and he led the team with 19 total bases and had three multi-hit games.

• Co-Player of the Week: Ross Lovich, Missouri  
Missouri's Ross Lovich sparked his team's offense against Georgia, logging a pair of multi-hit performances, including becoming the first Tiger to hit for the cycle during Missouri's SEC era. Lovich went 4-for-5, hitting for the cycle in just seven innings.

• Pitcher of the Week: Hunter Hollan, Arkansas  
Arkansas' Hunter Hollan twirled a nine-inning complete game in Sunday's decisive game three against South Carolina to help Arkansas clinch its seventh SEC series win of the season.

• Co-Freshman of the Week: Cade Kurland, Florida  
Florida's Cade Kurland helped lead the Gators to a series sweep over No. 3 Vanderbilt, slashing .667/.786/1.111 in the three games. Kurland tallied 10 total bases, one home run, one double, six runs scored, two RBI.

• Co-Freshman of the Week: David Mershon, Mississippi State  
Mississippi State's David Mershon helped lead his team to a series win at No. 2 LSU with a pair of multi-hit performances on Saturday and Sunday. Mershon had a double and two RBI in Saturday's win, then he was on base six times on Sunday.

• Twelve SEC teams are ranked in the top-39 of the RPI through May 15, including six in the top-seven: Kentucky (1), South Carolina (3), Arkansas (4), LSU (5), Florida (6) and Vanderbilt (7).

• Nine SEC baseball teams are ranked in the top-25 of the major polls this week, including Arkansas (2), Florida (2), LSU (4), Vanderbilt (6), South Carolina (9), Tennessee (9), Alabama (19), Auburn (19) and Kentucky (19).

• SEC individuals entering the week ranked No. 1 statistically in the NCAA include:

- » Florida's Jac Caglianone with 27 home runs
- » LSU's Paul Skenes with 152 strikeouts
- » LSU's Tommy White with 1.79 RBI per game
- » LSU's Paul Skenes with a 0.75 WHIP

• A total of 49 SEC baseball student-athletes are eligible to wear the SEC graduate patch on their uniforms this season, signifying that they have earned their college degrees.

• Four SEC coaches rank among the winningest active Division I coaches in the nation: Dave Van Horn (6th with 1,204 wins), Tim Corbin (11th with 981 wins), Mike Bianco (12th with 978 wins), and Jim Schlossnagle (18th with 884 wins).

• A total of 88 players formerly from SEC schools were named to MLB opening day rosters. No other conference had more than 52 players on opening day rosters.



**53 ALL-AMERICANS | 109 ALL-SEC | 48 MLB PLAYERS | 171 MLB DRAFT PICKS | 8 GOLD GLOVE WINNERS**

## 2023 SEC Baseball | Week 13

### The Road To Hoover (through games of May 14)

Seed	SEC Record	SEC Winning Percentage
1. Arkansas*	19-8	.704
2. Florida*	18-9	.667
3. LSU*	17-9	.654
4. Vanderbilt*	17-10	.630
5. South Carolina*	15-11	.577
6. Kentucky*	15-12	.556
7. Auburn* / Tennessee*	14-13	.519
8. Auburn* / Tennessee*	14-13	.519
9. Alabama*	13-14	.481
10. Texas A&M*	12-15	.444
11. Missouri	10-17	.370
12. Georgia	10-17	.370
---		
13. Mississippi State	8-19	.296
14. Ole Miss	6-21	.222

\*Clinched tournament berth

### 2023 SEC Tournament

#### Tuesday, May 23

Game 1	9:30 a.m.	#6 Seed vs. #11 Seed [SEC Network]
Game 2	TBD	#7 Seed vs. #10 Seed [SEC Network]
Game 3	4:30 p.m.	#8 Seed vs. #9 Seed [SEC Network]
Game 4	TBD	#5 Seed vs. #12 Seed [SEC Network]

#### Wednesday, May 24

Game 5	9:30 a.m.	#3 Seed vs. Winner Game 1 [SEC Network]
Game 6	TBD	#2 Seed vs. Winner Game 2 [SEC Network]
Game 7	4:30 p.m.	#1 Seed vs. Winner Game 3 [SEC Network]
Game 8	TBD	#4 Seed vs. Winner Game 4 [SEC Network]

#### Thursday, May 25

Game 9	9:30 a.m.	Loser Game 5 vs. Loser Game 6 [SEC Network]
Game 10	TBD	Loser Game 7 vs. Loser Game 8 [SEC Network]
Game 11	4:30 p.m.	Winner Game 5 vs. Winner Game 6 [SEC Network]
Game 12	TBD	Winner Game 7 vs. Winner Game 8 [SEC Network]

#### Friday, May 26

Game 13	3:00 p.m.	Winner Game 9 vs. Loser Game 11 [SEC Network]
Game 14	TBD	Winner Game 10 vs. Loser 12 [SEC Network]

#### Saturday, May 27

Game 15	Noon	Winner Game 13 vs. Winner Game 11 [SEC Network]
Game 16	TBD	Winner Game 14 vs. Winner Game 12 [SEC Network]

#### Sunday, May 28

Game 17	TBD	Winner Game 15 vs. Winner Game 16 [ESPN2]
---------	-----	---

All Times Central

#### Seeding

The two division champions shall be automatically seeded number one and number two based on winning percentage in conference competition. The rest shall be seeded numbers three through 12 based on winning percentage without regard to division. Ties will be broken in the following manner:

1. Two-Team Tie. The following procedure will be used in the following order until the tie is broken:

- Won-lost results of head-to-head competition between the two tied teams.
- If two-teams are divisional opponents:
  - Won-lost percentage within their division (over the 18-game SEC division schedule).
  - Won-lost percentage of the two teams versus the No. 1 team in their division (and proceeding through the No. 7 team, if necessary).
- If two teams are not divisional opponents:
  - Won-lost record of the two teams versus the No. 1 seed using common opponents only (and proceeding through the No. 12 seed, if necessary).
  - Coin flip by the Commissioner

2. Three-Team Tie (or more). The following procedure will be used in the following order until the tie is broken: (Note: If the three tied teams have three different records against each other, they shall be seeded in best-percentage order.) Otherwise, once the tie has been reduced to two teams, the two-team tiebreaker procedure will be used.

- If all three teams are common opponents: Total won-lost percentage of games played among the tied teams.
- Won-lost percentage of the tied teams versus the No. 1 seed and proceeding through the No. 12 seed, if necessary, using common opponents only.
- If three or more teams still are tied, the Commissioner will conduct a draw.







**53 ALL-AMERICANS | 109 ALL-SEC | 48 MLB PLAYERS | 171 MLB DRAFT PICKS | 8 GOLD GLOVE WINNERS**

## 2023 QUICK FACTS

### University of Kentucky

**Location:** ..... Lexington, Ky.  
**Founded:** ..... 1865  
**Enrollment:** ..... 32, 710  
**Nickname:** ..... Wildcats  
**Colors:** ..... Blue (PMS 286) and White  
**Conference:** ..... Southeastern (Eastern Division)  
**President:** ..... Dr. Eli Capilouto (Alabama, 1971)  
**Faculty Representative:** ..... Joseph L. Fink  
 ..... (Philadelphia College of Pharmacy and Science, 1970)

### Coaching Staff

**Head Coach:** ..... Nick Mingione (Embry-Riddle, 2000)  
**Career Record:** ..... 211-144 (.594); 7th season  
**Record at UK:** ..... Same  
**Best Time to Call:** ..... Contact SID  
**Assistant Coach:** ..... Dan Roszel, 4th season (North Florida, 2000)  
**Assistant Coach:** ..... Will Coggin, 4th season (Mississippi State, 2010)  
**Volunteer Assistant Coach:** ..... Nick Ammirati, 2nd season (Miss. State, 2013)  
**Director of Operations:** ..... Brock Doud  
**Director of Communications/PR:** ..... Matt May  
 ..... matt.may@uky.edu; (859) 806-7463 (cell); (859) 257-8504 (office)

### History

**All-Time Record (through 2022):** ..... 2,015-1,905-25 (.514)  
**All-Time Conference Record:** ..... 753-1,009-8 (.427)  
**All-Time Conference Tournament Record:** ..... .25-39 (.391)  
**Conference Tournament Titles:** ..... none  
**Conference Titles:** ..... one (2006)  
**NCAA Tournament Appearances:** ..... nine  
**NCAA Tournament Record:** ..... 18-19 (.486)  
**Super Regional Appearances:** ..... one (2017)  
**College World Series Appearances:** ..... none

## 2023 SENIOR DAY

THE FOLLOWING WILDCATS WILL PARTICIPATE IN SENIOR DAY AND HAVE NO COLLEGIATE ELIGIBILITY REMAINING AFTER THE 2023 SEASON:

TYLER BOSMA  
 ISAAH BYARS  
 ALEX DEGEN  
 JASE FELKER  
 RYDER GILES  
 HUNTER GILLIAM  
 JACKSON GRAY  
 CHASE STANKE  
 DARREN WILLIAMS

ADDITIONALLY, THREE CATS AND TWO STUDENT MANAGERS WILL RECEIVE GRADUATE RECOGNITION (THESE PLAYERS HAVE ELIGIBILITY REMAINING SHOULD THEY CHOOSE TO USE IT):

KENDALL EWELL  
 ZACK LEE  
 LOGAN MARTIN  
 KENDALL ROLLER\*  
 MATTHEW HUETHER\*  
 \*MANAGER

## 2023 PLAYER HONORS

### TYLER BOSMA

- ACADEMIC ALL-DISTRICT (COLLEGE SPORTS COMMUNICATORS)

### DEVIN BURKES

- CO-NATIONAL PLAYER OF THE WEEK, 2/27/23 (COLLEGIATE BASEBALL)
- ACADEMIC ALL-DISTRICT (COLLEGE SPORTS COMMUNICATORS)
- BUSTER POSEY COLLEGIATE CATCHER OF THE YEAR WATCH LIST

### ALEX DEGEN

- SEC BRAD DAVIS COMMUNITY SERVICE AWARD
- SULLIVAN HUMANITARIAN AWARD, UNIVERSITY OF KENTUCKY
- SEC COMMUNITY SERVICE TEAM (THREE-TIME HONOREE)

### HUNTER GILLIAM

- NATIONAL HITTER OF THE WEEK, 3/14/23 (NCBWA/DICK HOWSER TROPHY)
- CO-NATIONAL PLAYER OF THE WEEK, 3/13/23 (COLLEGIATE BASEBALL)
- CO-SEC PLAYER OF THE WEEK, 3/13/23

### JACKSON GRAY

- ACADEMIC ALL-DISTRICT (COLLEGE SPORTS COMMUNICATORS)

### RYAN HAGENOW

- ACADEMIC ALL-DISTRICT (COLLEGE SPORTS COMMUNICATORS)
- MIDSEASON ALL-AMERICAN, THIRD TEAM (PERFECT GAME)
- NCBWA STOPPER OF THE YEAR, MIDSEASON WATCH LIST

### ZACK LEE

- CO-NATIONAL PLAYER OF THE WEEK, 5/8/23 (COLLEGIATE BASEBALL)

### EMILIEN PITRE

- ACADEMIC ALL-DISTRICT (COLLEGE SPORTS COMMUNICATORS)

### GRANT SMITH

- BROOKS WALLACE SHORTSTOP OF YEAR WATCH LIST

### TRAVIS SMITH

- SEC CO-FRESHMAN OF THE WEEK, 5/8/23





**53 ALL-AMERICANS | 109 ALL-SEC | 48 MLB PLAYERS | 171 MLB DRAFT PICKS | 8 GOLD GLOVE WINNERS**

## 2023 ROSTER

### NUMERICAL ROSTER

No.	Name	Pos.	B/T	Ht.	Wt.	Cl.	Hometown/Previous School
0	Kendal Ewell	OF	R/R	6-3	205	JR	Calumet City, Ill./Eastern Kentucky
1	Ryder Giles	IF/RHP	R/R	6-0	180	SR	Pinehurst, N.C./East Carolina
2	Jase Felker	IF/OF	S/R	6-2	180	SR	Princeton, Ky./Rend Lake College
4	Émilien Pitre	IF	L/R	5-11	185	SO	Repentigny, Quebec/Felix-Leclerc HS
5	Darren Williams	RHP	R/R	6-6	230	GR	Maysville, Ky./Eastern Kentucky
6	Reuben Church	IF	R/R	6-2	235	JR	Maryville, Tenn./Maryville HS
7	Devin Burkes	C	R/R	6-3	205	SO	Bradenton, Fla./Villages Charter HS
8	Isaiah Byars	IF	R/R	6-1	190	SR	Stone Mountain, Ga./North Florida
9	Chase Stanke	C	L/R	6-2	210	SR	Sugar Grove, Ill./Minnesota
10	Seth Chavez	RHP	R/R	6-2	200	R-JR	Pinetop, Ariz./East Tennessee State
11	Colby Frieda	RHP	R/R	6-3	215	SO	St. Johns, Fla./Creekside HS
12	Grant Smith	IF	R/R	6-0	190	SR	Albuquerque, N.M./Univ. of Incarnate Word
13	James McCoy	IF/OF	S/R	6-4	210	R-FR	Dunwoody, Ga./Wesleyan HS
14	Hunter Gilliam	IF	R/R	6-2	220	R-SR	Farmville, Va./Longwood University
16	Austin Strickland	RHP	R/R	6-2	205	JR	Winchester, Ohio/Archbishop Moeller HS
19	Nolan McCarthy	OF	R/R	6-0	200	SO	Kalamazoo, Mich./Portage Northern HS
20	Mason Moore	RHP	R/R	6-4	215	SO	Morehead, Ky./Rowan County Senior HS
21	Ryan Waldschmidt	OF	R/R	6-2	205	SO	Bradenton, Fla./Charleston Southern
22	Patrick Herrera	IF	R/R	6-2	180	SO	Mesa, Ariz./Northwestern University
23	Magdiel Cotto	LHP	L/L	6-4	250	JR	Fort Mill, S.C./South Carolina
24	Ryan Hagenow	RHP	R/R	6-5	210	JR	Knoxville, Tenn./Farragut HS
25	Seth Logue	RHP	R/R	6-1	175	JR	Mason, Ohio/Archbishop Moeller HS
26	Drew Lafferty	RHP	R/R	6-1	205	FR	South Park, Pa./South Park HS
28	Hayden Smith	LHP	L/L	6-2	200	FR	Nicholasville, Ky./West Jessamine HS
30	Aaron Blum	LHP	L/L	6-3	175	FR	Cincinnati, Ohio/St. Xavier HS
33	Travis Smith	RHP	R/R	6-4	220	R-FR	Walton, Ky./Walton-Verona HS
34	Lukas Schramm	OF	R/R	6-3	215	FR	Apex, N.C./Pro5 Baseball Academy
35	Tyler Bosma	LHP	L/L	6-6	240	GR	Holland, Mich./Miami (Ohio)
36	Logan Martin	RHP	R/R	6-1	205	SR	Cartersville, Ga.; Mayfield, Ky./Sewanee
40	Zach Hise	RHP	R/R	6-5	210	SO	Joliet, Ill./Missouri
41	Evan Byers	LHP	L/L	5-11	180	SO	Nicholasville, Ky./Lexington Christian Academy
43	Jackson Nove	LHP	L/L	6-5	215	SO	Fairfax, Iowa/Prairie HS
44	Reed Gannon	LHP	R/L	6-3	205	R-FR	Minooka, Ill./Minnoka Community HS
46	Christian Howe	RHP	R/R	6-4	195	R-FR	Danville, Ky./Danville HS
48	Zack Lee	RHP	R/R	6-4	195	SR	Effingham, Ill./Effingham HS
51	Jackson Gray	OF	L/R	6-2	215	SR	Wheaton, Ill./Western Kentucky
52	Austin Fawley	C/IF	R/R	6-2	190	FR	Lantana, Fla./Park Vista Community School

### ALPHABETICAL

30	Aaron Blum	LHP
35	Tyler Bosma	LHP
7	Devin Burkes	C
8	Isaiah Byars	IF
41	Evan Byers	LHP
10	Seth Chavez	RHP
6	Reuben Church	IF
23	Magdiel Cotto	LHP
0	Kendal Ewell	OF
52	Austin Fawley	C/IF
2	Jase Felker	IF/OF
11	Colby Frieda	RHP
44	Reed Gannon	LHP
1	Ryder Giles	IF/RHP
14	Hunter Gilliam	IF
51	Jackson Gray	OF
24	Ryan Hagenow	RHP
22	Patrick Herrera	IF
40	Zach Hise	RHP
46	Christian Howe	RHP
26	Drew Lafferty	RHP
48	Zack Lee	RHP
25	Seth Logue	RHP
36	Logan Martin	RHP
19	Nolan McCarthy	OF
13	James McCoy	IF/OF
20	Mason Moore	RHP
43	Jackson Nove	LHP
4	Émilien Pitre	IF
34	Lukas Schramm	OF
12	Grant Smith	IF
28	Hayden Smith	LHP
33	Travis Smith	RHP
9	Chase Stanke	C
16	Austin Strickland	RHP
21	Ryan Waldschmidt	OF
5	Darren Williams	RHP

### COACHING STAFF

**Head Coach:** ..... Nick Mingione #27 (Embry-Riddle, 2000)

**Career Record (all at Kentucky):** ..... 211-144 (.594); 7th season

**Assistant Coach/Pitching:** Dan Roszel, #15 (North Florida, 2000)

**Assistant Coach/Recruiting Coordinator:** Will Coggin, #17 (Mississippi State, 2010)

**Volunteer Assistant Coach:** Nick Ammirati, #45 (Mississippi State, 2013)

**Student Assistant:** Alex Degen #31

**Director of Operations:** Brock Doud

**Director of Player Development:** Jake Scott

### PRONUNCIATION GUIDE

Ammirati	Am-uh-rah-tee
Blum	Bloom
Bosma	Boz-muh
Degen	Deeg-in
Émilien Pitre	En-milly-en Pee-tray
Ewell	You'll
Colby Frieda	Cole-bee Free-duh
Gilliam	Gill-um
Hagenow	Hey-guh-now
Hise	Hice
Logue	Lowguh
Magdiel Cotto	Mag-D-el CO-toe
Mingione	Min-G-own
Nove	No-V
Roszel	Rose-L
Stanke	Stank-E



**53 ALL-AMERICANS | 109 ALL-SEC | 48 MLB PLAYERS | 171 MLB DRAFT PICKS | 8 GOLD GLOVE WINNERS**

## 2023 SOCIAL MEDIA ROSTER

NAME	TWITTER
AARON BLUM	@AARONBLUM12
TYLER BOSMA	@T_Boz4
DEVIN BURKES	@DEVIN_BURKES
ISAIAH BYARS	@BYARS_ISAIAH
EVAN BYERS	@EVAN_BYERS21
SETH CHAVEZ	N/A
REUBEN CHURCH	@REUBEN_CHURCH12
MAGDIEL COTTO	@COTTO_MAGDIEL
KENDAL EWELL	@EWELLKENDAL
AUSTIN FAWLEY	@FAWLEY_AUSTIN
JASE FELKER	@4_JASE
COLBY FRIEDA	@FRIEDACOLBY
REED GANNON	@REEDGANNON
RYDER GILES	@RYDERGILES
HUNTER GILLIAM	@CAPTGILLIAM
JACKSON GRAY	@JACKSONGRAY23
RYAN HAGENOW	@HAGENOWRYAN
PATRICK HERRERA	@PATRICKCHERRERA
ZACH HISE	@ZACHHISE24
CHRISTIAN HOWE	@CHOWE03
DREW LAFFERTY	N/A
ZACK LEE	@ZACK_LEE21
SETH LOGUE	@SLOGUE13
LOGAN MARTIN	@LTMARTIN17
NOLAN MCCARTHY	@NOLANMCCARTHY9
JAMES MCCOY	@J_MCCOY2021
MASON MOORE	@MASONMOORE_20
JACKSON NOVE	@JACKSON_NOVE
ÉMILIE PITRE	@EMILIE_PITRE
LUKAS SCHRAMM	@BATTERINSCHRAMM
GRANT SMITH	@GRANTSMITHNM
HAYDEN SMITH	@HAYDENSMITH013
TRAVIS SMITH	@TRAVIS1109
CHASE STANKE	@CHASESTANKE
AUSTIN STRICKLAND	@STRICKY_A
RYAN WALDSCHMIDT	@RYANWALDY21
DARREN WILLIAMS	@DUB_WILLIAMS24

NAME	INSTAGRAM
AARON BLUM	@AARONBLUM_
TYLER BOSMA	@TBOZ4
DEVIN BURKES	@DB_GO_HARD24
ISAIAH BYARS	@ISAIAHBYPARSS
EVAN BYERS	@EVAN_BYERS21
SETH CHAVEZ	@SETH7CHAVEZ
REUBEN CHURCH	@REU6EN
MAGDIEL COTTO	@MAGDIEL.COTTO
KENDAL EWELL	@KENDALEWELL
AUSTIN FAWLEY	@AUSTIN.FAWLEY
JASE FELKER	@JASEFELKER2
COLBY FRIEDA	@COLBY_FRIEDA
REED GANNON	@REEDGANNON
RYDER GILES	@RYDERGILES3
HUNTER GILLIAM	@HUNTERGILLIAM4
JACKSON GRAY	@JACKSONISGRAY
RYAN HAGENOW	@RYANHAGENOW
PATRICK HERRERA	@PATRICKHERRERA2
ZACH HISE	@ZACHHISE
CHRISTIAN HOWE	@CHOWE_02
DREW LAFFERTY	@DREW.LAFFERTY
ZACK LEE	@ZLEE48
SETH LOGUE	@SETH.LOGUE
LOGAN MARTIN	@LOGANTMARTIN_
NOLAN MCCARTHY	@NOLAN_MCCARTHY
JAMES MCCOY	@J.MCCOY13
MASON MOORE	@MASONMOORE20
JACKSON NOVE	@JACKSON.NOVE
ÉMILIE PITRE	@EMILIE_PITRE
LUKAS SCHRAMM	@LUKASSCHRAMM_
GRANT SMITH	@_GRANT.SMITH_
HAYDEN SMITH	@HAYDENBSMITH
TRAVIS SMITH	@TSMITH.9
CHASE STANKE	@CHASE.STANKE
AUSTIN STRICKLAND	@STRICKY_A
RYAN WALDSCHMIDT	@RYANWALDSCHMIDT
DARREN WILLIAMS	@DARREN_WILLIAMS24



@UKBaseball




@kentuckybaseball



/UKBaseball





RYAN

WALDSCHMIDT



“

THE MOST PLEASANT SURPRISE OF UK'S HIGHLY-TALENTED PORTAL CLASS WAS RYAN WALDSCHMIDT.

EASILY A TOP 100 COLLEGE PROSPECT FOR (2024) DRAFT CLASS.

PREP BASEBALL REPORT/D1BASEBALL



RYAN WALDSCHMIDT

SOPHOMORE



“

BURKES IS ATHLETIC AND PHYSICAL-BODIED.DISPLAYED

POWER TO PULL SIDE IN BATTING PRACTICE WITH PATIENT APPROACH IN GAMES

D1BASEBALL



DEVIN BURKES



DEVIN

BURKES








“

**WILLIAMS**

**IS THE X-FACTOR.**

PREP BASEBALL REPORT/D1BASEBALL



**DARREN WILLIAMS**  
SENIOR

DARREN  
**WILLIAMS**



“

**ABILITY TO PRODUCE  
SWING/MISS WITH  
RIDING, MID-90s FASTBALL  
FROM A THREE-QUARTER SLOT**

D1 BASEBALL



**LOGAN MARTIN**  
SENIOR



LOGAN  
**MARTIN**





## WEEK 14 SCHEDULE FOR KENTUCKY BASEBALL

MONDAY - 15	TUESDAY - 16	WEDNESDAY - 17	THURSDAY - 18	FRIDAY - 19	SATURDAY - 20	SUNDAY - 21
Off	Practice	Practice	<b>#19 UK vs. #3 Florida 6:30 p.m. SECN+</b>	<b>#19 UK vs. #3 Florida 6:30 p.m. SECN+</b>	<b>#19 UK vs. #3 Florida 2 p.m. SECN+</b>	TBD

## LINE DRIVES IN THE SCOREBOOK

Kentucky has made it its mission to create "chaos" on the basis by running, bunting and pressuring opponents as much as possible this season, which has manifested itself in making the Wildcats unique to prepare to play and taken advantage of personnel in the process. Although there have certainly been bunt hits that were mislabeled in stat programs, UK has 73 bunt hits or sacrifices this season.

PLAYER	BUNT HITS	SACRIFICES
Devin Burkes	0	3
Isaiah Byars	1	0
Reuben Church	0	1
Kendal Ewell	0	1
Jase Felker	5	11
Ryder Giles	0	1
Hunter Gilliam	0	3
Jackson Gray	2	5
Nolan McCarthy	2	2
James McCoy	1	1
Emilien Pitre	1	4
Grant Smith	8	10
Chase Stanke	0	2
Ryan Waldschmidt	2	7
Totals	22	51

## THE BIG INNING (30)

(*4 or more runs scored)		
OPPONENT	INNING	RUNS
Wright State	7th	5
Wright State	2nd	4
Wright State	8th	6
Morehead State	4th	8
Morehead State	7th	6
Indiana State	2nd	4
Indiana State	5th	4
Indiana State	2nd	4
Ohio	2nd	4
Southern Illinois	4th	4
Southern Illinois	1st	4
Southern Illinois	5th	14
Indiana	6th	6
Mississippi State	1st	4
Mississippi State	5th	5
Mississippi State	1st	4
Mississippi State	5th	4
Mississippi State	6th	8
Eastern Kentucky	8th	4
Western Kentucky	7th	6
Western Kentucky	8th	4
Missouri	1st	5
Missouri	1st	4
Dayton	6th	4
Dayton	7th	5
LSU	5th	5
LSU	7th	5
Xavier	1st	4
Texas A&M	7th	4
Tennessee Tech	6th	6

## QUALITY STARTS (8)

(*6 IP, 3 OR FEWER EARNED RUNS)		
DATE	PITCHER (#)	IP (H, R-ER, BB, K)
2/18	Bosma (1)	6.0 (2, 0-0, 0, 4)
2/24	Martin (1)	6.0 (4, 3-3, 2, 8)
2/26	Lee (1)	6.0 (3, 0-0, 1, 6)
3/5	Lee (2)	6.0 (6, 3-2, 0, 9)
3/10	Williams (1)	6.0 (7, 2-2, 0, 3)
4/2	Bosma (2)	6.0 (4, 0-0, 1, 6)
5/5	T. Smith (1)	6.0 (4, 1-1, 3, 5)
5/7	Lee (3)	6.2 (7, 2-2, 0, 12)

## SAVES (9)

DATE	PITCHER (#)	OPPONENT
2/18	Strickland (1)	Elon
2/21	Moore (1)	Evansville
2/24	Williams (1)	Wright State
3/4	Moore (2)	Indiana State
3/7	Moore (3)	Murray State
3/24	Hagenow (1)	Alabama
3/28	Hise (1)	WKU
4/2	Chavez (1)	Missouri
4/14	Giles (1)	LSU
5/5	Moore (4)	South Carolina

## DEREK BRYANT: HALL OF FAMER

Last November, Kentucky inducted **Derek Bryant** into the UK Athletics Hall of Fame for his standout career in the Blue and White. Bryant, a Henry Clay (Lexington) High School product, played at UK from 1970-73.

*Two-time All-SEC First Team honoree during his days at UK ... Exceptional hitter with career batting average of .369 (stats available for his last three seasons), with a career-high mark of .408 in 1971 ... First African-American baseball player at UK ... Drafted by the San Francisco Giants out of Henry Clay High School before deciding to enroll at Kentucky ... Drafted by the Oakland A's out of UK in 1973 and spent his entire professional career with the A's (1973-1981) ... Played in 39 MLB games for the Athletics during the 1979 season ... Had a successful playing and managerial career in the Mexican Professional League after his playing days, including two league titles (1995 and '96) as manager of Monterrey ... Member of the Mexican Baseball League Hall of Fame ... Continues to be an executive with Hermosillo of the Mexican Pacific League (winter league).*

The UK Athletics Hall of Fame will recognize and honor persons whose participation and contributions enriched and strengthened the University's athletic program. Criteria that will be considered includes athletic and academic accomplishments of the individual while at UK, as well as post-UK accomplishments and character.

Others inducted with baseball connections include: Sawyer Carroll and AJ Reed (2020), Collin Cowgill (2017), Andy Green (2015), Terry Shumpert (2014), Jeff Keener (2012), Jeff Abbott (2011), Jim Host (2009), Brandon





**53 ALL-AMERICANS | 109 ALL-SEC | 48 MLB PLAYERS | 171 MLB DRAFT PICKS | 8 GOLD GLOVE WINNERS**

## WILDCATS RECORD WHEN...

	2023	MINGIONE
Record .....	35-15	211-144
Home .....	24-4	145-61
Away .....	11-11	55-76
Neutral .....	0-0	8-7
SEC .....	15-12	77-97
Home .....	10-2	45-42
Road .....	5-10	32-57
Non-Conference.....	20-3	129-39
Home .....	14-2	100-19
Road .....	6-1	23-19
Neutral.....	0-0	6-1
Non-Power Five.....	19-2	114-16
Postseason .....	0-0	8-9
Day games .....	26-11	143-83
Night games.....	9-4	68-61
One-run games .....	5-4	36-26
Two-run games .....	3-2	25-26
Five+-run games.....	19-3	105-58
Extra-inning games .....	3-0	9-6
In shutouts .....	4-2	5-7
Scoring first .....	25-4	145-51
Opponent scores first.....	10-11	27-94
Scoring 10 or more runs.....	12-0	84-2
Allowing 10 or more runs .....	1-4	3-45
Scoring six runs or more.....	27-7	159-34
Scoring four runs or less .....	4-8	28-102
Allowing four runs or less.....	27-4	155-27
Hitting home run(s).....	20-6	144-80
Allowing home run(s).....	15-12	87-109
Out-hitting an opponent .....	29-3	175-31
Out-hit by opponent.....	5-11	26-110
Matching opponents hits.....	1-1	9-3
vs. LHP .....	11-10	71-41
vs. RHP .....	20-5	136-103
Leading after seventh inning .....	32-3	176-13
Trailing after seventh inning .....	3-11	20-118
Tied after the seventh inning .....	0-1	12-11
Decided in the last at bat.....	8-4	33-18
Not committing an error .....	21-10	98-43
Committing two or more errors .....	3-3	30-52
vs. Top 25 .....	10-9	59-87
vs. Top 10 .....	4-5	29-52
On Monday.....	0-0	1-0
On Tuesday.....	9-1	51-14
On Wednesday .....	1-0	15-5
On Thursday .....	0-1	5-12
On Friday.....	8-3	50-40
On Saturday .....	8-6	47-45
On Sunday .....	9-4	45-28
In February.....	6-2	38-16
In March .....	17-1	85-34
In April.....	7-10	49-54
In May .....	5-2	39-38
In June.....	0-0	4-3
In 1st Base Dugout.....	6-4	87-55
In 3rd Base Dugout .....	29-11	124-88
<b>UNI WATCH</b>		
<b>HOME</b>		
White top/White pants/Blue cap.....	7-1	40-14
Blue top/White pants/Blue cap.....	3-0	29-7
Blue top/Pinstripe pants/Blue cap.....	1-0	14-5
Blue top/White pants/Black cap.....	0-0	1-0
Blue top/White pants/Camo cap .....	1-1	1-2
Black top/White pants/Black cap.....	2-1	13-10
Black top/White pants/Blue cap.....	0-0	1-1
Black top/White pants/Blue cap.....	0-0	1-1
Black top/White pants/Camo cap.....	0-0	2-0
Black top/Pinstripe pants/Black cap.....	3-0	3-1
Creams/Blue cap .....	4-1	20-5
Pinstripes/Blue cap .....	2-0	17-12
<b>ROAD</b>		
Gray top/Gray pants/Blue cap.....	2-1	15-18
Gray top/Gray pants/Black cap.....	0-1	5-9
Gray top/Gray pants/Gray cap .....	3-1	8-9
Blue top/Gray pants/Blue cap .....	3-2	22-26
Blue top/Gray pants/Gray cap .....	2-0	2-0
Black top/Gray pants/Black cap .....	1-6	11-27
Black top/Gray pants/Blue cap .....	0-0	1-0

## BIGGIE BOX

One of the pillars of UK's offense is working its game goals in search of the big inning - "Biggie Box" - which is defined as any inning where the Cats put four or more runs on the scoreboard. The approach has been so effective the lineup has opened its "Biggie Box" 175 times since Mingione took over (37 in 2017, 31 in 2018, 20 in 2019, 19 in 2021, 28 in 2022, 30 in 2023) and recorded 11 such innings in just 17 games during the pandemic-shortened 2020 season. The Cats also are 158-32 under Mingione when scoring six or more runs, including 26-5 this season. (See box on page eight for Biggie Box innings)

## YOU GET A ROS(ZEL)

Kentucky's pitching staff has benefitted greatly from the work of Dan Roszel, who has spent the majority of his coaching career at East Carolina and Kentucky. He also helped develop Boston star lefty Chris Sale. Since arriving at UK prior to the 2020 season his pitching staff has had a struck out 10 batters per nine innings. In 2022, the unit set the school record for strikeouts in a season with 593.

Roszel has a lengthy track record of producing big leaguers and saw three of his former players at Florida Gulf Coast, including Sale and MLBERS Richard Bleier and Casey Coleman, inducted into the school's athletics Hall of Fame in the past two years.

## CATS IN SEC WEEKLY HONORS

Although the strength of our TEAM is our TEAM, the Cats have had standout individual performances that have caught the attention of observers across the country and in the SEC offices. Since the beginning of the 2017 season, UK players have been named SEC Player, Pitcher or Newcomer of the Week **21** times, third most for any school in the conference.

TEAM	HONORS
Vanderbilt	24
LSU	23
<b>KENTUCKY</b>	<b>21</b>
Arkansas/Florida	20
Ole Miss	20
Georgia	18
Miss. State/So. Car./Tenn.	16
Auburn	14
Texas A&M	12
Missouri	8
Alabama	4

## ON THE HUNT

Grad transfer Hunter Gilliam has been just what Kentucky needed both on and off the diamond. He's claimed national and conference honors for his play while blistering the baseball and delivering defense that has invoked memories of Gold Glover Evan White. Gilliam has earned the nickname "Captain" and immediately became a locker room leader with his affable personality and unselfish nature. He also has etched his name in the school record books with a 22-game hit streak that ranks as the second-longest since 2005 behind Gunnar McNeill's 23-game streak in 2016.

## OUI, OUI

Sophomore infielder Emilien Pitre has been a revelation for the Cats, batting .360 with more walks than strikeouts and double-digit stolen bases. Credit the coaching staff for discovering the Canadian and earning his commitment to UK as a 130-pound high schooler who barely spoke English outside of his native French. He has quickly assimilated to the culture and language of college baseball.





**53 ALL-AMERICANS | 109 ALL-SEC | 48 MLB PLAYERS | 171 MLB DRAFT PICKS | 8 GOLD GLOVE WINNERS**

## 2023 SPLITS

	G	AVG.	R	H	2B	3B	HR	RBI	BB	K	SB
<b>OVERALL</b>	50	.300	382	486	94	15	41	342	271	429	86
<b>SEC</b>	27	.285	190	248	46	7	25	167	134	226	52
<b>NON-SEC</b>	23	.317	192	238	48	8	16	175	137	303	34
<b>HOME</b>	28	.329	248	294	60	13	25	224	168	226	53
<b>AWAY</b>	22	.264	134	192	34	2	16	118	103	203	33
<b>NEUTRAL</b>	0	-	-	-	-	-	-	-	-	-	-
<b>DAY</b>	37	.303	280	364	74	12	30	249	200	299	61
<b>NIGHT</b>	13	.291	102	122	20	3	11	93	71	130	25
<b>WINS</b>	35	.329	324	381	71	15	33	289	212	295	68
<b>LOSSES</b>	15	.227	58	105	23	0	8	53	59	134	18
<b>FEBRUARY</b>	8	.325	63	87	21	2	5	59	43	71	13
<b>MARCH</b>	17	.294	146	165	31	7	14	126	99	162	33
<b>APRIL</b>	17	.267	100	140	23	2	7	89	86	130	21
<b>MAY</b>	7	.347	62	83	17	3	13	56	35	59	16

## ACTION JACKSON

Senior outfielder Jackson Gray has quietly been one of the best players in the country this season, particularly since the calendar flipped to April. He ranks in the top three players in a talent-laden Southeastern Conference in four offensive categories, is amongst the national leaders in hit by pitch, reaches base nearly 55 percent of the time and had reached safely in 47 of his past 72 plate appearances, all while playing a Gold Glove centerfield.



## SKENED

Although the Wildcats were unable to outscore No. 1 LSU in their series opener, UK did the most effective job against projected top three MLB Draft prospect Paul Skenes as any offense has this season. The top pitcher in college baseball has been a dominating force but the Cats scored the most runs and generated the most hits any team has against him at the time.

## ON ROCKY TOP

Although Kentucky couldn't overcome a pair of difficult starts and win the series, the Wildcats proved their offensive identity works yet again, scoring 23 runs against Tennessee's vaunted pitching staff. The 23 runs tie Missouri (2023) for the most scored against the Volunteers in a weekend series since 2019. UK's pitchers also shut out the Vols, the first time that has happened to the orange and white since 2021.

## #EVERYTHINGSCHOOL

Under the direction of athletics director Mitch Barnhart, UK has greatly enhanced its athletic profile across the entire department since his arrival. In recent years, volleyball and rifle each have won a national championship, football has had a pair of 10-win seasons and Citrus Bowl championships, men's tennis finished national runner-up (tennis won the 2023 SEC Tournament as well), men's soccer completed an undefeated regular season and No. 1 overall seed in NCAA Tournament, baseball reached first-ever Super Regional, softball advanced to the WCWS, women's swimming won the Southeastern Conference title, track and field and gymnastics (2023 NCAA Final Four) each cemented their status as elite programs on the national scene, and women's basketball won the SEC Tournament for the first time. That's not to mention the continued excellence of men's basketball and cheerleading, all of which culminated in a school-record ninth place finish in the Director's Cup standings for 2021-22.

## MULTI-HIT GAMES AT UK

PLAYER	2023	CAREER
ISAIAH BYARS	1	1
DEVIN BURKES	15	16
REUBEN CHURCH	4	17
KENDAL EWELL	2	2
JASE FELKER	17	20
HUNTER GILLIAM	15	15
JACKSON GRAY	19	19
NOLAN MCCARTHY	6	7
JAMES MCCOY	6	6
EMILIEN PITRE	17	17
GRANT SMITH	12	12
CHASE STANKE	1	1
RYAN WALDSCHMIDT	9	9

## MULTI-RBI GAMES AT UK

PLAYER	2023	CAREER
DEVIN BURKES	9	10
REUBEN CHURCH	4	10
JASE FELKER	7	7
HUNTER GILLIAM	18	18
JACKSON GRAY	9	9
NOLAN MCCARTHY	4	6
JAMES MCCOY	6	6
EMILIEN PITRE	14	14
GRANT SMITH	5	5
CHASE STANKE	3	3
RYAN WALDSCHMIDT	10	10

## CURRENT HIT/REACH BASE STREAKS

(listed alphabetically; \*career)

PLAYER	LONGEST*	CURRENT	REACH SAFE
BURKES	8	6	6
BYARS	1	-	1
CHURCH	10	1	1
EWELL	1	1	1
FELKER	9	2	2
GILLIAM	22	2	10
GRAY	11	7	19
HERRERA	1	1	1
MCCARTHY	10	-	-
MCCOY	7	7	9
PITRE	10	6	10
G. SMITH	9	2	2
STANKE	3	1	1
WALDSCHMIDT	6	7	10





## THIEVES OF THE INDUSTRY

- In seven years under coach Nick Mingione the Wildcats have swiped 475 bases in 621 attempts, a success rate of 76.5 percent.
- In 2023, for the first time in school history (for which stats are available, 1969) the Cats have four players with at least 15 stolen bases.
- In 2022, UK stole more than 80 bases for the second time in Mingione’s tenure.
- In 2021, the Cats stole 78 bases in 86 attempts. It was the highest success rate (90.7) of any Division I-A team with 50+ stolen bases.
- The Cats were successful on their first 33 stolen base attempts last season, the most consecutive steals to open a season in school history and longest streak in D-I in 2021.
- Transfer Ryan Waldschmidt (left) stole 18 bases in 2022 as a freshman. In total, incoming transfers stole 76 bases in 97 attempts last season (.789)

Kentucky has stolen at least 53 bases in each of the six full seasons Mingione has been head coach and twice had more than 80.

YEAR	SB/ATT
2017	63-95
2018	58-84
2019	85-116
2020	25-34
2021	78-86
2022	81-92
2023	86-112
Total	475-621







## TRACKING KENTUCKY'S EXTRA-BASE HITS

Player	Doubles 2023 (career)	Triples 2023 (career)	Home Runs 2023 (career)	Totals 2023 (career)
DEVIN BURKES	12 (16)	1 (1)	6 (9)	19 (26)
ISAIAH BYARS	1 (15)	0 (4)	0 (8)	0 (26)
REUBEN CHURCH	2 (16)	0 (2)	2 (4)	4 (22)
KENDAL EWELL	1 (22)	0 (3)	0 (21)	1 (46)
JASE FELKER	3 (8)	3 (3)	0 (0)	6 (11)
RYDER GILES	0 (12)	0 (0)	0 (3)	0 (15)
HUNTER GILLIAM	10 (38)	1 (10)	11 (31)	19 (76)
JACKSON GRAY	14 (33)	6 (10)	5 (19)	24 (61)
PATRICK HERRERA	0 (8)	0 (1)	0 (2)	0 (11)
NOLAN MCCARTHY	7 (8)	1 (1)	1 (2)	9 (11)
JAMES MCCOY	8 (8)	1 (1)	5 (5)	13 (13)
EMILIE PITRE	15 (15)	1 (1)	1 (1)	17 (17)
GRANT SMITH	5 (26)	0 (4)	5 (21)	8 (49)
CHASE STANKE	3 (25)	0 (1)	1 (16)	4 (42)
RYAN WALDSCHMIDT	13 (19)	1 (3)	4 (13)	18 (35)
<b>TOTALS</b>	<b>94 (269)</b>	<b>15 (45)</b>	<b>41 (153)</b>	<b>150 (469)</b>

(\*NOTE: STATS ARE FOR ENTIRE CAREER AT D-I LEVEL; 2023 IS FIRST SEASON AT KENTUCKY)

## SMARTY CATS

Kentucky has consistently been excellent in the classroom with a grade point average over 3.0 every single semester Coach Mingione has been in Lexington but it also extends to rocking a cap and gown, as 12 student-athletes have earned college diplomas.

## DARK MODE

Kentucky remained on the cutting edge of fashion this season, unveiling a new black uniform to replace the previous, aging version. The new look has a script "Kentucky" in blue across the chest and was designed by equipment coordinator Jeff Poole.

Kentucky also upgraded the existing protective padding through the playing field from blue to black, a striking new look for Kentucky Proud Park.



## BLANTON NAMED SEC LEGEND

Joe Blanton, who is one of the most accomplished pitchers in Kentucky baseball history, has been named to the 2023 class on the Southeastern Conference Baseball Legends presented by T-Mobile.

During the summer of 2022, fans were tasked with creating All-Kentucky Baseball dream team from the Nick Mingione era, which spanned 2017 through the 2021 campaign. Their votes on social media created a squad with eight all-americans, six major leaguers and a Southeastern Conference Pitcher of the Year, as well as a pair of Rawlings Gold Glove winners.

The team includes:

C - Kole Cottam  
 1B - Evan White\*  
 2B - Riley Mahan  
 SS - Ryan Ritter  
 3B - Chase Estep  
 OF - Tristan Pompey  
 OF - Zach Reks\*  
 OF - John Rhodes  
 DH - T.J. Collett  
 SP - Sean Hjelle\*  
 SP - Zach Logue\*  
 SP - Zack Thompson\*  
 P - Sean Harney  
 RP - Tyler Guilfoil  
 RP - Zach Pop\*  
 RP - Logan Salow  
 \*Have reached MLB

Blanton pitched in 55 games during his Kentucky career from 2000-02. During his junior season, Blanton tallied five wins with 133 strikeouts in 100 innings. After his 2002 season, Blanton became the second Wildcat player all-time to be selected in the first round of the MLB Draft, as the Oakland Athletics nabbed him with the 24th overall pick.

## STATISTICALLY SPEAKING

A number of Kentucky players logged interesting individual statistics in 2022 or throughout their career:

- **Devin Burkes** - Had 16.85 runs created per 9 innings in 2022
- **Seth Chavez** - Owns a career 17.1 K/9 rate
- **Reuben Church** - Hit safely in first 10 collegiate games





- **Kendal Ewell** - Career .997 OPS
- **Ryder Giles** - Has walked less than two batters per 9 innings in career
- **Jackson Nove** - Has struck out 14.5 batters per 9 innings in career
- **Grant Smith** - Has started all 162 games of his collegiate career
- **Ryan Waldschmidt** - Has more walks than strikeouts in career

## IN THE MIDDLE

There are teams that start fast and those that close with a flourish but this Kentucky team has made its hay in the middle. UK has outscored its opponents by more than 100 runs (181-62) in the "middle third" of games, defined as the fifth, sixth and seventh innings.

## ALL GAS, NO BREAKS

Kentucky's success this season is not smoke and mirrors, as it has played the nation's most difficult schedule (according to the NCAA RPI) and a Top 10 non-conference slate. In addition to the typical ferocity of the Southeastern Conference, Kentucky swept Indiana State, the runaway best team in the Missouri Valley Conference and potential regional host, swept a road series at Southern Illinois and won series against potential NCAA team Elon (on the road) and perennial Mid-American Conference contender Wright State. UK also run-ruled an Indiana club that has spent time in the Top 25 and may win the Big Ten.

**KENTUCKY HEAD COACH NICK MINGIONE HAS WON 211 CAREER GAMES AT THE SCHOOL. HE CURRENTLY RANKS THIRD ON THE ALL-TIME WINS LIST AND HAS THE SECOND-HIGHEST WINNING PERCENTAGE OF ANY COACH WHO SPENT AT LEAST 100 GAMES AT THE SCHOOL.**

COACH	VICTORIES	PCT.	SEASONS
KEITH MADISON (1979-2003)	735	.535	25
GARY HENDERSON (2009-16)	258	.564	8
NICK MINGIONE (2017-)	211	.594	7
JOHN COHEN (2004-08)	175	.610	5
HARRY LANCASTER (1947, 1951-65)	163	.500	16

## 100 CAREER COLLEGIATE HITS

Kentucky entered the 2023 season with four players - all transfers - having already accomplished the impressive feat of 100 or more hits in their career. Jackson Gray joined them on Feb. 25, Chase Stanke on Mar. 14 and one other on the verge of reaching that mark.

HUNTER GILLIAM - 217  
 GRANT SMITH - 174  
 JACKSON GRAY - 160  
 KENDAL EWELL - 139  
 ISAIAH BYARS - 105  
 CHASE STANKE - 108  
 RYDER GILES - 98

## ON THE CAREER CHARTS

Several players are among active SEC leaders:  
 (as of May 11)

### Games Played

Player	SEC Rank	Total
<b>Leader</b>		<b>254</b>
Hunter Gilliam	7th	216

### Hits

Player	Rank	Total
<b>Leader</b>		<b>253</b>
Hunter Gilliam	8th	215

### Stolen Bases

Player	Rank	Total
<b>Leader</b>		<b>124</b>
Jackson Gray	5th	36
Ryan Waldschmidt	7th	33

### Triples

Player	Rank	Total
<b>Leader</b>		<b>18</b>
Hunter Gilliam	2nd	10
Jackson Gray	2nd	10

### RBI

Player	Rank	Total
<b>Leader</b>		<b>182</b>
Hunter Gilliam	4th	167

### PITCHING Strikeouts

Player	Rank	Total
<b>Leader</b>		<b>278</b>
Darren Williams	4th	262

### Innings Pitched

Player	Rank	Total
<b>Leader</b>		<b>239.1</b>
Darren Williams	1st	244.1
Tyler Bosma	3rd	207.1

## ON NCAA CAREER ACTIVE CHARTS (top 20)

Player	Stat	Rank	Total
Ryder Giles	SAC bunts	2nd	35
Darren Williams	Strikeouts	15th	262
Hunter Gilliam	RBI	15th	167



**53 ALL-AMERICANS | 109 ALL-SEC | 48 MLB PLAYERS | 171 MLB DRAFT PICKS | 8 GOLD GLOVE WINNERS**

**23**

## 2023 HOME RUN TRACKER

### HOME RUN BREAKDOWN

#### BY LOCATION

AT HOME	25
ON ROAD	15
NEUTRAL	0

#### BY PITCHER

VS. RIGHT	31
VS. LEFT	10

#### BY CONFERENCE

VS. SEC	25
VS. NON-SEC	16

#### BY OUTS

WITH NO OUT	12
WITH ONE OUT	21
WITH TWO OUT	8

#### BY RUNNERS ON

SOLO	14
TWO-RUN	18
THREE-RUN	8
GRAND SLAM	1

#### BY COUNT

AHEAD IN COUNT	16
EVEN IN COUNT	13
BEHIND IN COUNT	11
FULL COUNT	4
FIRST PITCH	6
TWO STRIKES	16

#### BY TIME OF DAY

(FIRST PITCH BEFORE/AFTER 6 P.M. EST)

DAY GAMES	28
NIGHT GAMES	13

### HR BY POSITION

C - 6	LF - 3
1B - 11	CF - 5
2B - 1	RF - 4
SS - 4	DH - 3
3B - 0	PH - 1

### HR BY INNING

1ST - 4	6TH - 4
2ND - 3	7TH - 6
3RD - 1	8TH - 7
4TH - 2	9TH - 1
5TH - 6	10+ - 0

NO	PLAYER (#)	OPPONENT	ON	INN.	OUT	COUNT	RHP/LHP
1	BURKES (1)	ELON	1	5	1	1-0	RHP
2	GRAY (1)	WRIGHT STATE	2	7	2	1-1	RHP
3	MCCARTHY (1)	WRIGHT STATE	0	8	0	3-2	RHP
4	BURKES (2)	WRIGHT STATE	1	1	1	3-0	LHP
5	GILLIAM (1)	WRIGHT STATE	1	8	0	3-2	LHP
6	GILLIAM (2)	INDIANA STATE	0	8	1	0-1	LHP
7	PITRE (1)	MURRAY STATE	1	1	2	0-2	LHP
8	BURKES (3)	SO. ILLINOIS	2	5	1	1-2	RHP
9	WALDSCHMIDT (1)	SO. ILLINOIS	1	5	1	3-1	RHP
10	GILLIAM (3)	INDIANA	2	6	1	1-2	RHP
11	GILLIAM (4)	MISS. STATE	2	4	1	2-1	RHP
12	MCCOY (1)	MISS. STATE	1	7	0	2-1	RHP
13	CHURCH (1)	MISS. STATE	0	4	0	0-0	RHP
14	WALDSCHMIDT (2)	MISS. STATE	1	6	0	1-2	LHP
15	GILLIAM (5)	MISS. STATE	1	6	2	2-2	RHP
16	BURKES (4)	EKU	1	7	0	3-1	RHP
17	G. SMITH (1)	ALABAMA	0	7	1	2-2	RHP
18	GRAY (2)	WKU	3	7	1	3-2	RHP
19	G. SMITH (2)	WKU	2	8	2	2-2	RHP
20	WALDSCHMIDT (3)	MISSOURI	2	1	1	3-1	RHP
21	GILLIAM (6)	MISSOURI	1	5	1	0-0	RHP
22	G. SMITH (3)	MISSOURI	0	3	1	2-1	LHP
23	STANKE (1)	LSU	1	2	1	2-0	RHP
24	GILLIAM (7)	XAVIER	2	1	0	2-2	RHP
25	GILLIAM (8)	XAVIER	1	8	0	1-0	RHP
26	CHURCH (2)	TEXAS A&M	1	6	2	1-2	LHP
27	GRAY (3)	TEXAS A&M	0	2	1	1-2	LHP
28	GRAY (4)	VANDERBILT	0	7	1	0-0	RHP
29	MCCOY (2)	SOUTH CAROLINA	0	2	2	0-0	RHP
30	GILLIAM (9)	SOUTH CAROLINA	1	5	1	0-0	RHP
31	MCCOY (2)	SOUTH CAROLINA	2	6	2	3-2	RHP
32	MCCOY (3)	SOUTH CAROLINA	1	8	2	1-1	RHP
33	GILLIAM (10)	TENNESSEE TECH	0	5	0	0-0	LHP
34	BURKES (5)	TENNESSEE	0	5	0	2-1	RHP
35	GRAY (5)	TENNESSEE	1	9	1	0-0	LHP
36	G. SMITH (4)	TENNESSEE	0	3	0	1-2	RHP
37	GILLIAM (11)	TENNESSEE	1	1	1	1-0	RHP
38	G. SMITH (5)	TENNESSEE	0	2	1	1-2	RHP
39	WALDSCHMIDT (4)	TENNESSEE	0	5	0	0-1	RHP
40	BURKES (6)	TENNESSEE	1	8	1	1-1	RHP
41	MCCOY (4)	TENNESSEE	0	8	1	0-1	RHP



**53 ALL-AMERICANS | 109 ALL-SEC | 48 MLB PLAYERS | 171 MLB DRAFT PICKS | 8 GOLD GLOVE WINNERS**

## DID YOU KNOW? WILDCATS TRIVIA ...

**Aaron Blum** - Dog dad to two Golden Doodles  
**Tyler Bosma** - Father, Duane, played professional basketball in Europe  
**Evan Byers** - Considers himself a farmer, having purchased and raised cattle  
**Seth Chavez** - Sat out the 2022 season due to Tommy John surgery  
**Alex Degen** - One of two University of Kentucky students to have received UK's highest honor for humanitarian efforts — the Algernon Sydney Sullivan Award.  
**Kendal Ewell** - Was a Golden Spikes Award semifinalist in 2022  
**Ryder Giles** - Was recruited to East Carolina by current Kentucky assistant Dan Roszel  
**Hunter Gilliam** - Was accidentally shot in the leg during hunting accident at age 13  
**Ryan Hagenow** - Second-highest ranked player to arrive at UK behind former RHP Alex Meyer  
**Patrick Herrera** - Has a photography hobby and has been nicknamed "Patty Pics"  
**Christian Howe** - MaxPreps 2021 Small School National Player of the Year at Danville (Ky.) HS  
**Seth Logue** - Brother, Zach, starred on UK's 2017 Super Regional team and now is in the big leagues  
**Nolan McCarthy** - Can squat more than 500 pounds  
**Mason Moore** - Has a twin sister  
**Jackson Nove** - If you like butterburgers his grandparents own several Culver's restaurants  
**Émilien Pitre** - French is his first language; Member of Canadian Junior National Team in 2020  
**Lukas Schramm** - Is diabetic and active in raising awareness for the chronic illness  
**Darren Williams** - Pitched 2.0 innings against Kentucky in 2019 while at Eastern Kentucky; In 7th season of college baseball

## TRACKING KENTUCKY CAREER HIGHS


PLAYER	HITS (most recent)	RBI (most recent)	RUNS (most recent)
DEVIN BURKES	4 (vs. LSU; 5/26/22)	7 (vs. WRIGHT STATE; 2/26/23)	3 (vs. MISSOURI; 4/1/23)
ISAIAH BYARS	3 (vs. EVANSVILLE; 2/21/23)	1 (AT ELON; 2/18/23)	1 (vs. WRIGHT STATE; 2/24/23)
REUBEN CHURCH	4 (vs. MOREHEAD; 2/28/23)	5 (AT AUBURN; 3/26/21)	3 (vs. MOREHEAD; 2/28/23)
KENDAL EWELL	2 (vs. MURRAY ST.; 3/7/23)	1 vs. MISSOURI; 4/1/23)	1 (vs. ECU; 3/21/23)
JASE FELKER	5 (vs. GEORGIA; 3/27/22)	3 (vs. SO. CAROLINA; 5/6/23)	3 (vs. MISSOURI; 4/1/23)
HUNTER GILLIAM	3 (vs. SO. CAROLINA; 5/7/23)	6 (vs. XAVIER; 4/18/23)	3 (vs. SO. CAROLINA; 5/7/23)
JACKSON GRAY	4 (vs. MISS. STATE; 3/19/23)	4 (vs. TEXAS A&M; 4/23/23)	3 (vs. MISS. STATE; 3/18/23)
PATRICK HERRERA	1 (AT ALABAMA; 3/26/23)	-	-
JAMES MCCOY	2 (vs. SO. CAROLINA; 5/6/23)	3 (vs. SO. CAROLINA; 5/6/23)	3 (vs. WRIGHT STATE; 2/26/23)
NOLAN MCCARTHY	3 (AT GEORGIA; 4/9/23)	5 (AT J'VILLE ST; 2/20/22)	3 (AT LSU; 4/13/23)
ÉMILIEN PITRE	4 (AT LSU; 4/13/23)	3 (AT LSU; 4/13/23)	4 (AT SIU; 3/12/23)
GRANT SMITH	2 (vs. XAVIER; 4/18/23)	3 (AT WKU; 3/28/23)	2 (vs. TENN. TECH; 5/9/23)
CHASE STANKE	3 (AT LSU; 4/14/23)	4 (AT LSU; 4/14/23)	3 (AT SIU; 3/12/23)
RYAN WALDSCHMIDT	4 (vs. INDIANA STATE; 3/5/23)	4 (vs. MISSOURI; 3/31/23)	3 (vs. SO. CAROLINA; 5/6/23)
PITCHERS	INNINGS (most recent)	STRIKEOUTS (most recent)	PITCHES (most recent)
TYLER BOSMA	6.0 (vs. MISSOURI; 4/1/23)	8 (vs. W. MICHIGAN; 2/27/22)	98 (vs. MISSOURI; 4/1/23)
EVAN BYERS	2.0 (vs. MISSOURI; 4/1/23)	3 (vs. MISSOURI; 4/1/23)	29 (vs. DAYTON; 4/26/22)
SETH CHAVEZ	1.2 (AT SIU; 3/10/23)	3 (vs. MISS. STATE; 3/17/23)	26 (AT SIU; 3/10/23)
MAGDIEL COTTO	4.0 (AT J'VILLE ST; 2/19/22)	6 (AT J'VILLE ST; 2/19/22)	87 (vs. HIGH POINT; 3/11/22)
COLBY FRIEDA	1.1 (vs. WRIGHT STATE; 2/25/23)	3 (vs. WRIGHT STATE; 2/25/23)	27 (vs. TENN. TECH; 5/9/23)
RYDER GILES	2.0 (AT LSU; 4/14/23)	2 (AT LSU; 4/14/23)	36 (AT LSU; 4/14/23)
RYAN HAGENOW	4.1 (vs. MISS. STATE; 3/18/23)	6 (vs. HIGH POINT; 3/13/22)	80 (vs. WESTERN KY.; 3/9/21)
ZACH HISE	2.0 (AT ALABAMA; 3/24/23)	2 (vs. ECU; 3/21/23)	52 (AT LSU; 4/13/23)
CHRISTIAN HOWE	2.0 (AT TENNESSEE; 5/12/23)	4 (vs. TENN. TECH; 5/9/23)	59 (AT TENNESSEE; 5/12/23)
ZACK LEE	7.0 (vs. ALABAMA; 4/25/21)	12 (vs. SOUTH CAROLINA; 5/7/23)	105 (vs. SOUTH CAROLINA; 5/7/23)
SETH LOGUE	7.0 (vs. MURRAY STATE; 3/8/22)	9 (W. KENTUCKY; 3/1/22)	93 (vs. MURRAY STATE; 3/8/22)
LOGAN MARTIN	6.0 (vs. WRIGHT STATE; 2/24/23)	8 (vs. WRIGHT STATE; 2/24/23)	93 (vs. WRIGHT STATE; 2/24/23)
MASON MOORE	4.1 (vs. MISS. STATE; 3/17/23)	7 (vs. MISS. STATE; 3/17/23)	67 (vs. MISS. STATE; 3/17/23)
JACKSON NOVE	3.0 (vs. MURRAY ST.; 3/7/23)	3 (vs. INDIANA; 3/14/23)	33 (AT SIU; 3/11/23)
TRAVIS SMITH	6.0 (vs. SO. CAROLINA; 5/5/23)	8 (vs. LOUISVILLE; 4/25/23)	83 (vs. SOUTH CAROLINA; 5/5/23)
AUSTIN STRICKLAND	5.0 (vs. SO. CAROLINA; 5/6/23)	7 (vs. WRIGHT STATE; 2/25/23)	72 (vs. SO. CAROLINA; 5/6/23)
DARREN WILLIAMS	6.1 (vs. OLE MISS; 4/2/22)	7 (AT ELON; 2/17/23)	105 (AT TENNESSEE; 5/14/23)





53 ALL-AMERICANS | 109 ALL-SEC | 48 MLB PLAYERS | 171 MLB DRAFT PICKS | 8 GOLD GLOVE WINNERS

## GAMES STARTED AT KENTUCKY



### GAMES-GAMES STARTED (POSITION PLAYERS)

	CAREER	2023	2022	2021	2020	2019
HUNTER GILLIAM	211-202	49-49	51-51#	46-46#	14-14#	51-42#
RYDER GILES	186-158	1-0	47-29%	61-61%	15-15%	62-53%
GRANT SMITH	166-166	50-50	51-51~	49-49~	16-16~	-
CHASE STANKE	154-130	26-17	51-50+	36-35+	18-15+	23-13+
JACKSON GRAY	149-142	49-49	48-41=	52-52=	-	-
KENDAL EWELL	125-116	14-12	58-58^	47-46^	6-0^	-
ISAIAH BYARS	100-87	11-6	50-50>	32-31>	-	7-0<
RYAN WALDSCHMIDT	100-94	48-47	52-48*	-	-	-
REUBEN CHURCH	82-59	24-19	27-14	31-26	-	-
JASE FELKER	71-56	44-43	27-13	-	-	-
DEVIN BURKES	70-62	50-50	20-12	-	-	-
NOLAN MCCARTHY	57-36	36-28	21-8	-	-	-
PATRICK HERRERA	51-34	9-1	42-33@	-	-	-
ÉMILIEN PITRE	61-50	50-50	11-0	-	-	-
JAMES MCCOY	30-29	30-29	-	-	-	-

^AT ECU; %AT EAST CAROLINA; +AT MINNESOTA; #AT LONGWOOD; ~AT INCARNATE WORD; \*CHARLESTON SOUTHERN; @NORTHWESTERN; =AT WKU;  
>AT NORTH FLORIDA; <AT ALABAMA

### CATS IN THE PROS

#### MAJOR LEAGUE BASEBALL

COLLIN COWGILL - CINCINNATI REDS (COACH)  
 TREVOR GOTT - SEATTLE MARINERS  
 ANDY GREEN - CHICAGO CUBS (COACH)  
 SEAN HJELLE - SAN FRANCISCO GIANTS  
 LUKE MAILE - CINCINNATI REDS  
 JAMES PAXTON - BOSTON RED SOX  
 ZACH POP - TORONTO BLUE JAYS  
 TAYLOR ROGERS - SAN FRANCISCO GIANTS  
 ZACK THOMPSON - ST. LOUIS CARDINALS

#### MINOR LEAGUE BASEBALL

ZACK BROWN (REDS-AAA)  
 CARSON COLEMAN (YANKEES-AA)  
 KYLE CODY (RANGERS-AAA)  
 CHASE ESTEP (METS-A)  
 TYLER GUILFOIL (ASTROS-A)  
 ZACH HAAKE (PHILLIES)  
 SEAN HARNEY (RAYS-A)  
 DANIEL HARPER (PHILLIES-A)  
 DANIEL HARRIS IV (ROCKIES-A)  
 VINCE HARRISON - LOUISVILLE BATS (REDS-AAA, COACH)  
 HOLT JONES (MARLINS-A)  
 JUSTIN LEWIS (GUARDIANS-AA)  
 ZACH LOGUE - (TIGERS-AAA)  
 RILEY MAHAN (GIANTS-AA)  
 JOHN RHODES (ORIOLES-AA)  
 RYAN RITTER (ROCKIES-A)  
 ALONZO RUBALCABA (TIGERS-A)  
 AUSTIN SCHULTZ (TIGERS-A)  
 COLE STUPP (TIGERS)  
 EVAN WHITE - (MARINERS-AAA)

### WALK IT OFF

#### The Cats' 10 most recent traditional walk-off victories

DATE	OPPONENT	SCORE	FINAL PLAY
3/17/23	Mississippi State	5-4 (10)	Wild pitch
3/5/23	Indiana State	7-6	RBI Single
5/5/22	No. 1 Tennessee	3-2 (13)	RBI Single
3/13/22	High Point	4-3	Error
2/26/22	Western Michigan	13-12 (12)	Error
2/23/22	Bellarmine	3-2	RBI Double
3/23/21	Butler	6-5	Two-Run Double
3/20/21	Missouri	5-4	Passed Ball
3/4/20	Murray State	9-8	Solo Home Run
2/23/20	Appalachian State	8-7 (15)	RBI Walk
3/10/19	Middle Tennessee	5-4	Two-Run HR

The Cats have walked it off 18 times since Nick Mingione took over as head coach before the 2017 season, including five run rule games.

### KENTUCKY PRODUCES PROS



### MLB TRAINING GROUND

Kentucky has made its presence felt in the Major League Baseball Draft in recent years with 33 players selected during the Nick Mingione era, including 21 in 2017 and 2018, which was the most of any college program in the country over that span. In Evan White (2017) and Zack Thompson (2019) the Cats have had two first-round selections under Mingione. In the last six drafts:

- 19 Wildcats were selected in the first 10 rounds.
- Eight were selected in the first five rounds, including first-rounders Evan White (2017) and Zack Thompson (2019).
- The 13 picks in 2018 are the second-most for any school in a single draft since 2006 and tied for an SEC record with Texas A&M (2016) and national champion Vanderbilt (2019).
- The 20 underclassmen drafted during that span earned \$12.663 million in signing bonus money, an average of \$633,125 per player.
- All but one draftee was selected higher than previously selected.
- 23 of the draftees had not previously been drafted.
- White was named a 2020 AL Gold Glove winner, the first rookie first baseman in either league to win the award since inception in 1957.
- Along with White having already made his MLB debut, Zach Pop made the Miami Marlins 2021 opening day roster, while three more Zachs - Logue, Reks and Thompson each have reached The Show. Pitcher Sean Hjelle (SF Giants) was called up and debuted in May 2022.
- Only Florida (10) has had more alumni reach the big leagues since beginning of 2020 season than UK (8).



ZACK THOMPSON  
2019 1ST ROUND PICK



20

UNDERCLASSMEN  
DRAFTED  
DURING COACH MINGIONE'S TENURE

TOTAL SIGNING BONUS

\$12.663  
MILLION

AVERAGE  
PER PLAYER

\$633,125

#WEAREUK
#MLBTRAININGGROUND





**53 ALL-AMERICANS | 109 ALL-SEC | 48 MLB PLAYERS | 171 MLB DRAFT PICKS | 8 GOLD GLOVE WINNERS**  
**2022 MLB DRAFT**

Kentucky saw six players selected in the 2022 Major League Baseball Draft and one other player sign a free agent contract with a professional organization. It was the most Wildcats drafted since 2018 when a record 13 were selected.

Round	Player	Organization
4	Ryan Ritter (SS)	Colorado
8	Tyler Guilfoil (RHP)	Houston
8	Sean Harney (RHP)	Tampa Bay
9	Chase Estep (IF)	NY Mets
12	Cole Stupp (RHP)	Detroit
17	Daniel Harper (RHP)	Philadelphia

Alonzo Rubalcaba signed a deal with Detroit, Danny Harris IV recently signed with Colorado and two high school signees also were drafted and signed.



## "THE HOOK"

One of the personal touches to the Wildcats' home, Kentucky Proud Park, is "The Hook," which is the name of the visting bullpen just beyond the right field wall. The name is a tribute to former UK pitcher Jonathan Hooker, who pitched for the Cats from 1998-2001, and died in the plane crash of Comair Flight 5191 on Aug. 27, 2006 in Lexington.

Hooker and his wife, Scarlett Parsley, were married the night before and were on the early-morning flight headed to their honeymoon when the pilots attempted to take off from the wrong runway and crashed into a neighboring field. Forty-nine of the 50 people on board were killed, including both Hooker and Parsley.

The London, Ky. native was a beloved teammate and member of UK Baseball and his family were honored on Mar. 29, 2019 during an in-game ceremony to officially unveil "The Hook," which features a sign and memorial to the former Wildcat.



## RANKINGS

### OPPONENTS IN THE POLLS

TEAM	BA	D1	USA	PG	BWA
ALABAMA	-	-	RV	25	27
FLORIDA	3	4	T2	3	3
GEORGIA	-	-	-	-	RV
INDIANA	-	-	RV	-	RV
INDIANA STATE	25	-	25	21	26
LSU	5	5	4	2	4
SOUTH CAROLINA	10	13	9	15	12
TENNESSEE	19	18	19	9	19
VANDERBILT	6	12	6	14	11
XAVIER	-	-	-	-	RV

### KENTUCKY WEEK-BY-WEEK IN THE NATIONAL POLLS

TEAM	BA	D1	USA	PG	BWA
PRESEASON	-	-	-	-	RV
WEEK 1	-	-	-	-	-
WEEK 2	-	-	-	-	RV
WEEK 3	-	-	-	-	RV
WEEK 4	-	-	RV	-	RV
WEEK 5	25	23	22	-	24
WEEK 6	18	18	17	20	16
WEEK 7	10	10	10	11	9
WEEK 8	12	12	11	13	11
WEEK 9	12	13	11	11	12
WEEK 10	15	15	11	14	13
WEEK 11	-	-	21	21	23
WEEK 12	19	17	16	18	15
WEEK 13	20	19	20	23	20
WEEK 14					
WEEK 15					

(BA - Baseball America; D1 - D1Baseball; USA - Coaches Poll; PG - Perfect Game; BWA - Baseball Writers)

### 2023 VS. RANKED OPPONENTS

TEAM	RANK	RECORD
AT ALABAMA	25+^	2-1
VS MISSOURI	25*	3-0
AT LSU	1 (UNANIMOUS)	1-2
VS LOUISVILLE	21~	0-1
AT VANDERBILT	5~	0-3
VS SOUTH CAROLINA	3%	3-0
AT TENNESSEE	11!	1-2
VS FLORIDA	3%	
<b>TOTAL</b>		<b>10-9</b>
<b>vs. Top 10</b>		<b>4-5</b>

(\*NCBWA; \*Baseball America; +USA Coaches; %D1 Baseball; !Perfect Game; ~Collegiate Baseball)



**53 ALL-AMERICANS | 109 ALL-SEC | 48 MLB PLAYERS | 171 MLB DRAFT PICKS | 8 GOLD GLOVE WINNERS**

## WHEN WAS THE LAST TIME...

WON A SERIES VS. A No. 1 RANKED FOE:	vs. No. 1 TENNESSEE (2022)
WON A SERIES VS. A TOP 5 FOE:	vs. No. 3 SOUTH CAROLINA, 3-0 (MAY 5-7, 2023)
WON A SERIES VS. TEAM RANKED NO. 6-10:	vs. No. 7 GEORGIA, 2-1 (MARCH 25-27, 2022)
WON A ROAD SERIES VS. RANKED OPPONENT:	AT No. 25 ALABAMA, 2-1 (MARCH 24-26, 2023)
SWEPT A HOME SERIES (THREE OR MORE GAMES):	vs. No. 3 SOUTH CAROLINA (MAY 5-7, 2023)
SWEPT A ROAD SERIES (THREE OR MORE GAMES):	AT SOUTHERN ILLINOIS (MARCH 10-12, 2023)
DEFEATED A TOP 10 OPPONENT:	vs. No. 3 SOUTH CAROLINA, 9-2, MAY 7, 2023
RECORDED A TRIPLE PLAY:	vs. LOUISVILLE (APRIL 18, 2017; 7-2-6)
PLAYED AN EXTRA-INNING GAME:	12 INNINGS, AT ALABAMA; W, 4-3 (MARCH 26, 2023)
SCORED 20 OR MORE RUNS IN A GAME:	21, AT SOUTHERN ILLINOIS (MARCH 12, 2023)
HIT SIX HOME RUNS IN A GAME (SEE BELOW FOR 7 HR)	AT WESTERN KENTUCKY (APRIL 23, 2019; BOWLING GREEN BALLPARK)
HIT SEVEN HOME RUNS IN A GAME:	vs. ALABAMA (APRIL 25, 2020)
HIT FOUR HOME RUNS IN AN INNING:	8TH, vs. DAYTON (FEB. 21, 2016)
DREW 10 OR MORE WALKS IN A GAME:	10, AT SOUTHERN ILLINOIS (MARCH 10, 2023)
GOT HIT BY 10 OR MORE PITCHES IN A GAME:	10, vs. MONMOUTH (MARCH 6, 2010) * TIED NCAA RECORD
HIT BY THREE OR MORE PITCHES IN A GAME (PLAYER):	MATT GOLDA (3, vs. APPALACHIAN STATE, FEB. 22, 2020)
STOLE EIGHT BASES IN A GAME:	AT AUBURN (APRIL 25, 2010)
STOLE 30 OR MORE CONSECUTIVE BASES AS TEAM:	33, 2021 (OPENED THE SEASON 33-FOR-33)
TIED A GAME:	vs. LSU (MARCH 25, 2007)
LED OFF A GAME WITH A HOME RUN:	RYAN RITTER (AT INDIANA, MARCH 15, 2022)
LED OFF A GAME WITH A TRIPLE:	AUSTIN SCHULTZ (vs. EASTERN KENTUCKY, MARCH 2, 2021)
HIT A GRAND SLAM:	JACKSON GRAY (AT WESTERN KENTUCKY, MARCH 28, 2023)
HIT A WALK-OFF HOME RUN:	HUNTER GILLIAM (vs. XAVIER, 2-RUN HR, 8TH INNING, 0 OUTS, APRIL 18, 2023)
HIT AN EXTRA-INNING, GAME-WINNING HOME RUN:	DORIAN HAIRSTON (vs. SOUTH CAROLINA, MAY 8, 2016)
HIT TWO HOME RUNS IN A GAME:	HUNTER GILLIAM (vs. XAVIER, APRIL 18, 2023)
HIT TWO HOME RUNS IN AN INNING:	AJ REED (vs. ST. JOSEPH'S, FEB. 21, 2014)
HIT FIVE HOMERS IN A THREE-GAME SPAN:	AJ REED (FEB. 21-23, 2014)
HIT THREE HOME RUNS IN A GAME:	T.J. COLLETT (vs. ALABAMA, APRIL 23, 2021)
HIT A NINTH-INNING, PINCH-HIT HOMER:	RILEY MAHAN (AT LSU, MARCH 29, 2015)
HIT A HOME RUN ON HIS BIRTHDAY:	CHASE STANKE (AT LSU, APRIL 14, 2023)
HAD A TRADITIONAL WALK-OFF WIN:	vs. MISSISSIPPI STATE, 5-4, 10 INN. (MARCH 17, 2023)
HAD A WALK-OFF HIT OR WALK (NON-HR):	HUNTER GILLIAM, HOME RUN, vs. XAVIER, 13-2, 8 INNINGS (APRIL 18, 2023)
HAD A WALK-OFF GRAND SLAM:	RILEY MAHAN (vs. ALABAMA, APRIL 9, 2016)
HIT AN INSIDE THE PARK HOMER:	JAMES MCCOY (vs. SOUTH CAROLINA, MAY 5, 2023)
HOMERED IN CONSECUTIVE GAMES:	GRANT SMITH (AT TENNESSEE, MAY 13-14, 2023)
HOMERED IN THREE CONSECUTIVE GAMES:	JAMES MCCOY (vs. SOUTH CAROLINA, MAY 5-7, 2023)
HOMERED IN THREE CONSECUTIVE SEC GAMES:	JAMES MCCOY (vs. SOUTH CAROLINA, MAY 5-7, 2023)
HOMERED IN FOUR CONSECUTIVE GAMES:	T.J. COLLETT (vs. GEORGIA STATE, MAR. 12-14; vs. MURRAY STATE, MAR. 16, 2021)
HOMERED IN FOUR CONSECUTIVE SEC GAMES:	RILEY MAHAN (vs. GEORGIA, MAY 6-7, vs. TENNESSEE, MAY 12-13, 2017)
HOMERED IN FIVE CONSECUTIVE SEC GAMES:	AJ REED (vs. FLORIDA, APRIL 4-6, vs. MISSOURI, APRIL 11-12, 2014)
HOMERED IN CONSECUTIVE AT BATS:	JACOB PLASTIAK (vs. OLE MISS, APRIL 2, 2022)
HOMERED IN THREE CONSECUTIVE AT BATS:	T.J. COLLETT (vs. ALABAMA, APRIL 25, 2021)
HOMERED IN FIRST AT-BAT OF THE SEASON:	ORAJ ANU (AT JACKSONVILLE STATE, FEB. 18, 2022)
HOMERED FOR FIRST CAREER HIT:	NOLAN MCCARTHY (AT JACKSONVILLE STATE, FEB. 18, 2022)
HOMERED IN FIRST AT-BAT OF THEIR CAREER:	DALTON REED (AT AUSTIN PEAY, FEB. 15, 2019)
HOMERED IN FIRST HOME AT BAT OF THEIR CAREER (GS):	AJ REED (vs. BUFFALO, FEB. 24, 2012)
HOMERED IN FINAL HOME AT BAT OF THEIR CAREER (GS):	MARCUS NIDIFFER (vs. LSU, MAY 16, 2010)
HIT BACK-TO-BACK HOME RUNS (TEAM):	DEVIN BURKES AND JAMES MCCOY (AT TENNESSEE, MAY 14, 2023)
HIT THREE CONSECUTIVE HOME RUNS (TEAM):	LANCE RAY, BRADEN KAPTEYN AND MARCUS NIDIFFER (AT INDIANA, MAY 11, 2010)
SCORED FIVE OR MORE RUNS IN A GAME:	CHASE ESTEP (5, vs. GEORGIA, MARCH 27, 2022)
SCORED SIX OR MORE RUNS IN A GAME:	ANDY BURNS (6, vs. MISSISSIPPI STATE, APRIL 19, 2009)
REACHED BASE SAFELY IN 8+ STRAIGHT PLATE APPEARANCES:	JACKSON GRAY (11), 5 HITS, 5 WALKS, HBP (vs. TEXAS A&M, vs. LOUISVILLE, AT VANDERBILT, APRIL 23, 25 AND 28, 2023)
HAD A HIT IN SEVEN CONSECUTIVE OFFICIAL AT BATS:	RYAN SHINN (AT AUSTIN PEAY AND AT TEXAS TECH, FEB. 17-23, 2019)
HAD FIVE HITS IN A GAME:	JASE FELKER (vs. GEORGIA, MARCH 27, 2022)
HAD SIX OR MORE HITS IN A GAME:	JT RIDDLE, 6 (vs. NIAGARA, FEB. 17, 2013)
HAD FIVE RBI IN A GAME:	HUNTER GILLIAM (vs. INDIANA; MARCH 14, 2023)
HAD SIX RBI IN A GAME:	HUNTER GILLIAM (vs. XAVIER, APRIL 18, 2023)
HAD SEVEN RBI IN A GAME:	DEVIN BURKES (vs. WRIGHT STATE, FEB. 26, 2023)
HAD EIGHT RBI IN A GAME:	LUKE BECKER (vs. MIAMI, OH, MARCH 12, 2017)
HIT HOME RUNS FROM BOTH SIDES OF THE PLATE:	ORAJ ANU (vs. CINCINNATI, MARCH 3, 2020)
STOLE THREE OR MORE BASES IN A GAME:	CAM HILL (3, vs. FLORIDA, MAY 7, 2021)
STOLE FIVE OR MORE BASES IN A GAME:	JAREN SHELBY (5, vs. EASTERN KENTUCKY, FEB. 26, 2019)
WALKED FOUR OR MORE TIMES IN A GAME:	RYAN JOHNSON (vs. INDIANA, MAY 7, 2019)
STRUCK OUT 10 OR MORE IN A GAME:	ZACK LEE (12, vs. No. 3 SOUTH CAROLINA, MAY 7, 2023)
PITCHED A NINE-INNING COMPLETE GAME:	ZACK THOMPSON (AT FLORIDA, APRIL 27, 2019)
PITCHED A NINE-INNING SHUTOUT:	ZACK THOMPSON (vs. GEORGIA, MARCH 29, 2019)
PITCHED A NO-HITTER:	TOM BANNON (vs. GEORGIA STATE, MARCH 16, 1971; W, 3-1 IN 7 INNINGS; SEASON OPENER)
GOT NO-HIT:	vs. VANDERBILT (APRIL 22, 2022)







**53 ALL-AMERICANS | 109 ALL-SEC | 48 MLB PLAYERS | 171 MLB DRAFT PICKS | 8 GOLD GLOVE WINNERS**

## KENTUCKY BATTING ORDER

GAME	1	2	3	4	5	6	7	8	9
ELON	WALDSCHMIDT	McCOY	BURKES	PITRE	GILLIAM	EWELL	BYARS	McCARTHY	G. SMITH
ELON	WALDSCHMIDT	McCOY	BURKES	PITRE	GILLIAM	GRAY	STANKE	BYARS	G. SMITH
ELON	WALDSCHMIDT	McCOY	BURKES	PITRE	GILLIAM	GRAY	McCARTHY	BYARS	G. SMITH
EVANSVILLE	WALDSCHMIDT	GRAY	BURKES	PITRE	GILLIAM	McCOY	STANKE	BYARS	G. SMITH
WRIGHT STATE	WALDSCHMIDT	GRAY	BURKES	PITRE	GILLIAM	McCOY	EWELL	G. SMITH	BYARS
WRIGHT STATE	WALDSCHMIDT	McCOY	BURKES	PITRE	GILLIAM	GRAY	G. SMITH	STANKE	BYARS
WRIGHT STATE	GRAY	McCOY	BURKES	PITRE	GILLIAM	McCARTHY	FELKER	G. SMITH	CHURCH
MOREHEAD STATE	GRAY	McCOY	BURKES	PITRE	GILLIAM	McCARTHY	STANKE	CHURCH	G. SMITH
INDIANA STATE (DH-1)	GRAY	McCOY	BURKES	PITRE	GILLIAM	FELKER	WALDSCHMIDT	CHURCH	G. SMITH
INDIANA STATE (DH-2)	GRAY	McCOY	BURKES	PITRE	GILLIAM	FELKER	WALDSCHMIDT	STANKE	G. SMITH
INDIANA STATE	GRAY	FELKER	BURKES	PITRE	GILLIAM	McCOY	EWELL	WALDSCHMIDT	G. SMITH
MURRAY STATE	GRAY	FELKER	BURKES	PITRE	GILLIAM	WALDSCHMIDT	EWELL	McCARTHY	G. SMITH
OHIO	GRAY	FELKER	BURKES	PITRE	GILLIAM	WALDSCHMIDT	EWELL	McCARTHY	G. SMITH
SOUTHERN ILLINOIS	GRAY	FELKER	BURKES	PITRE	GILLIAM	WALDSCHMIDT	McCOY	McCARTHY	G. SMITH
SOUTHERN ILLINOIS	GRAY	FELKER	BURKES	PITRE	GILLIAM	WALDSCHMIDT	McCOY	McCARTHY	G. SMITH
SOUTHERN ILLINOIS	GRAY	FELKER	BURKES	PITRE	GILLIAM	WALDSCHMIDT	McCOY	CHURCH	G. SMITH
INDIANA	GRAY	FELKER	BURKES	PITRE	GILLIAM	WALDSCHMIDT	McCOY	STANKE	G. SMITH
MISSISSIPPI STATE	GRAY	FELKER	BURKES	PITRE	GILLIAM	WALDSCHMIDT	McCOY	EWELL	G. SMITH
MISSISSIPPI STATE	GRAY	FELKER	BURKES	PITRE	GILLIAM	WALDSCHMIDT	McCOY	STANKE	G. SMITH
MISSISSIPPI STATE	GRAY	FELKER	BURKES	PITRE	GILLIAM	WALDSCHMIDT	McCOY	CHURCH	G. SMITH
EASTERN KENTUCKY	GRAY	FELKER	BURKES	PITRE	WALDSCHMIDT	CHURCH	McCOY	EWELL	G. SMITH
ALABAMA	GRAY	FELKER	BURKES	PITRE	GILLIAM	WALDSCHMIDT	McCOY	EWELL	G. SMITH
ALABAMA	GRAY	FELKER	BURKES	PITRE	GILLIAM	WALDSCHMIDT	STANKE	McCARTHY	G. SMITH
ALABAMA	GRAY	FELKER	BURKES	PITRE	GILLIAM	WALDSCHMIDT	McCARTHY	HERRERA	G. SMITH
WESTERN KENTUCKY	GRAY	FELKER	BURKES	PITRE	GILLIAM	WALDSCHMIDT	STANKE	McCARTHY	G. SMITH
MISSOURI	GRAY	FELKER	BURKES	PITRE	GILLIAM	WALDSCHMIDT	McCARTHY	EWELL	G. SMITH
MISSOURI	GRAY	FELKER	BURKES	PITRE	GILLIAM	WALDSCHMIDT	EWELL	McCARTHY	G. SMITH
MISSOURI	GRAY	FELKER	BURKES	PITRE	GILLIAM	WALDSCHMIDT	McCARTHY	EWELL	G. SMITH
DAYTON	GRAY	FELKER	BURKES	PITRE	GILLIAM	WALDSCHMIDT	McCARTHY	STANKE	G. SMITH
GEORGIA	GRAY	FELKER	BURKES	PITRE	GILLIAM	WALDSCHMIDT	McCARTHY	CHURCH	G. SMITH
GEORGIA (DH-1)	GRAY	FELKER	BURKES	PITRE	GILLIAM	WALDSCHMIDT	McCARTHY	CHURCH	G. SMITH
GEORGIA (DH-2)	GRAY	FELKER	BURKES	PITRE	GILLIAM	WALDSCHMIDT	McCARTHY	CHURCH	G. SMITH
LSU	GRAY	FELKER	BURKES	PITRE	GILLIAM	WALDSCHMIDT	McCARTHY	EWELL	G. SMITH
LSU	GRAY	WALDSCHMIDT	PITRE	GILLIAM	BURKES	FELKER	McCARTHY	STANKE	G. SMITH
LSU	GRAY	WALDSCHMIDT	PITRE	GILLIAM	BURKES	FELKER	STANKE	McCARTHY	G. SMITH
XAVIER	GRAY	BURKES	PITRE	GILLIAM	FELKER	McCARTHY	STANKE	McCOY	G. SMITH
TEXAS A&M (DH-1)	GRAY	WALDSCHMIDT	PITRE	GILLIAM	FELKER	BURKES	STANKE	McCOY	G. SMITH
TEXAS A&M (DH-2)	WALDSCHMIDT	BURKES	PITRE	GILLIAM	McCARTHY	FELKER	GRAY	CHURCH	G. SMITH
TEXAS A&M	WALDSCHMIDT	GILLIAM	PITRE	BURKES	CHURCH	McCARTHY	FELKER	GRAY	G. SMITH
LOUISVILLE	GRAY	WALDSCHMIDT	PITRE	GILLIAM	CHURCH	FELKER	BURKES	McCARTHY	G. SMITH
VANDERBILT	GRAY	GILLIAM	WALDSCHMIDT	PITRE	BURKES	FELKER	CHURCH	McCARTHY	G. SMITH
VANDERBILT	GRAY	BURKES	PITRE	GILLIAM	WALDSCHMIDT	FELKER	CHURCH	McCARTHY	G. SMITH
VANDERBILT	GRAY	WALDSCHMIDT	PITRE	GILLIAM	BURKES	FELKER	CHURCH	McCARTHY	G. SMITH
SOUTH CAROLINA	GRAY	FELKER	GILLIAM	PITRE	WALDSCHMIDT	STANKE	BURKES	McCOY	G. SMITH
SOUTH CAROLINA	GRAY	FELKER	GILLIAM	PITRE	WALDSCHMIDT	CHURCH	BURKES	McCOY	G. SMITH
SOUTH CAROLINA	GRAY	FELKER	GILLIAM	PITRE	WALDSCHMIDT	CHURCH	BURKES	McCOY	G. SMITH
TENNESSEE TECH	GRAY	FELKER	GILLIAM	PITRE	WALDSCHMIDT	STANKE	BURKES	McCOY	G. SMITH
TENNESSEE	GRAY	FELKER	GILLIAM	PITRE	WALDSCHMIDT	CHURCH	BURKES	McCOY	G. SMITH
TENNESSEE	GRAY	WALDSCHMIDT	PITRE	GILLIAM	FELKER	CHURCH	BURKES	McCOY	G. SMITH
TENNESSEE	GRAY	WALDSCHMIDT	PITRE	GILLIAM	FELKER	BURKES	STANKE	McCOY	G. SMITH



**53 ALL-AMERICANS | 109 ALL-SEC | 48 MLB PLAYERS | 171 MLB DRAFT PICKS | 8 GOLD GLOVE WINNERS**

## KENTUCKY STARTING LINEUP

GAME	C	1B	2B	SS	3B	LF	CF	RF	DH
ELON	BURKES	GILLIAM	PITRE	G. SMITH	BYARS	WALDSCHMIDT	McCARTHY	McCOY	EWELL
ELON	STANKE	GILLIAM	PITRE	G. SMITH	BYARS	WALDSCHMIDT	GRAY	McCOY	BURKES
ELON	BURKES	GILLIAM	PITRE	G. SMITH	BYARS	WALDSCHMIDT	GRAY	McCARTHY	McCOY
EVANSVILLE	STANKE	GILLIAM	PITRE	G. SMITH	BYARS	WALDSCHMIDT	GRAY	McCOY	BURKES
WRIGHT STATE	BURKES	GILLIAM	PITRE	G. SMITH	BYARS	WALDSCHMIDT	GRAY	McCOY	EWELL
WRIGHT STATE	STANKE	GILLIAM	PITRE	G. SMITH	BYARS	WALDSCHMIDT	GRAY	McCOY	BURKES
WRIGHT STATE	BURKES	GILLIAM	PITRE	G. SMITH	CHURCH	McCARTHY	GRAY	McCOY	FELKER
MOREHEAD STATE	STANKE	GILLIAM	PITRE	G. SMITH	CHURCH	McCARTHY	GRAY	McCOY	BURKES
INDIANA STATE (DH-1)	BURKES	GILLIAM	PITRE	G. SMITH	CHURCH	WALDSCHMIDT	GRAY	McCOY	FELKER
INDIANA STATE (DH-2)	STANKE	GILLIAM	PITRE	G. SMITH	FELKER	WALDSCHMIDT	GRAY	McCOY	BURKES
INDIANA STATE	BURKES	GILLIAM	PITRE	G. SMITH	FELKER	WALDSCHMIDT	GRAY	McCOY	EWELL
MURRAY STATE	BURKES	GILLIAM	PITRE	G. SMITH	FELKER	WALDSCHMIDT	GRAY	McCARTHY	EWELL
OHIO	BURKES	GILLIAM	PITRE	G. SMITH	FELKER	WALDSCHMIDT	GRAY	McCARTHY	EWELL
SOUTHERN ILLINOIS	BURKES	GILLIAM	PITRE	G. SMITH	FELKER	WALDSCHMIDT	GRAY	McCARTHY	McCOY
SOUTHERN ILLINOIS	BURKES	GILLIAM	PITRE	G. SMITH	FELKER	WALDSCHMIDT	GRAY	McCARTHY	McCOY
SOUTHERN ILLINOIS	BURKES	GILLIAM	PITRE	G. SMITH	FELKER	WALDSCHMIDT	GRAY	McCOY	CHURCH
INDIANA	BURKES	GILLIAM	PITRE	G. SMITH	FELKER	WALDSCHMIDT	GRAY	McCOY	STANKE
MISSISSIPPI STATE	BURKES	GILLIAM	PITRE	G. SMITH	FELKER	WALDSCHMIDT	GRAY	McCOY	EWELL
MISSISSIPPI STATE	BURKES	GILLIAM	PITRE	G. SMITH	FELKER	WALDSCHMIDT	GRAY	McCOY	STANKE
MISSISSIPPI STATE	BURKES	GILLIAM	PITRE	G. SMITH	FELKER	WALDSCHMIDT	GRAY	McCOY	CHURCH
EASTERN KENTUCKY	BURKES	McCOY	PITRE	G. SMITH	FELKER	WALDSCHMIDT	GRAY	EWELL	CHURCH
ALABAMA	BURKES	GILLIAM	PITRE	G. SMITH	FELKER	WALDSCHMIDT	GRAY	McCOY	EWELL
ALABAMA	BURKES	GILLIAM	PITRE	G. SMITH	FELKER	WALDSCHMIDT	GRAY	McCARTHY	STANKE
ALABAMA	BURKES	GILLIAM	PITRE	G. SMITH	FELKER	WALDSCHMIDT	GRAY	McCARTHY	HERRERA
WESTERN KENTUCKY	BURKES	GILLIAM	PITRE	G. SMITH	FELKER	WALDSCHMIDT	GRAY	McCARTHY	STANKE
MISSOURI	BURKES	GILLIAM	PITRE	G. SMITH	FELKER	WALDSCHMIDT	GRAY	McCARTHY	EWELL
MISSOURI	BURKES	GILLIAM	PITRE	G. SMITH	FELKER	WALDSCHMIDT	GRAY	McCARTHY	EWELL
MISSOURI	BURKES	GILLIAM	PITRE	G. SMITH	FELKER	WALDSCHMIDT	GRAY	McCARTHY	EWELL
DAYTON	STANKE	GILLIAM	PITRE	G. SMITH	FELKER	WALDSCHMIDT	GRAY	McCARTHY	BURKES
GEORGIA	BURKES	GILLIAM	PITRE	G. SMITH	FELKER	WALDSCHMIDT	GRAY	McCARTHY	CHURCH
GEORGIA (DH-1)	BURKES	GILLIAM	PITRE	G. SMITH	FELKER	WALDSCHMIDT	GRAY	McCARTHY	CHURCH
GEORGIA (DH-2)	BURKES	GILLIAM	PITRE	G. SMITH	FELKER	WALDSCHMIDT	GRAY	McCARTHY	CHURCH
LSU	BURKES	GILLIAM	PITRE	G. SMITH	FELKER	WALDSCHMIDT	GRAY	McCARTHY	EWELL
LSU	BURKES	GILLIAM	PITRE	G. SMITH	FELKER	WALDSCHMIDT	GRAY	McCARTHY	STANKE
LSU	BURKES	GILLIAM	PITRE	G. SMITH	FELKER	WALDSCHMIDT	GRAY	McCARTHY	STANKE
XAVIER	BURKES	GILLIAM	PITRE	G. SMITH	FELKER	McCOY	GRAY	McCARTHY	STANKE
TEXAS A&M (DH-1)	BURKES	GILLIAM	PITRE	G. SMITH	FELKER	WALDSCHMIDT	GRAY	McCOY	STANKE
TEXAS A&M (DH-2)	BURKES	GILLIAM	PITRE	G. SMITH	FELKER	WALDSCHMIDT	GRAY	McCARTHY	CHURCH
TEXAS A&M	BURKES	GILLIAM	PITRE	G. SMITH	FELKER	WALDSCHMIDT	GRAY	McCARTHY	CHURCH
LOUISVILLE	BURKES	GILLIAM	PITRE	G. SMITH	FELKER	WALDSCHMIDT	GRAY	McCARTHY	CHURCH
VANDERBILT	BURKES	GILLIAM	PITRE	G. SMITH	FELKER	WALDSCHMIDT	GRAY	McCARTHY	CHURCH
VANDERBILT	BURKES	GILLIAM	PITRE	G. SMITH	FELKER	WALDSCHMIDT	GRAY	McCARTHY	CHURCH
VANDERBILT	BURKES	GILLIAM	PITRE	G. SMITH	FELKER	WALDSCHMIDT	GRAY	McCARTHY	CHURCH
SOUTH CAROLINA	BURKES	GILLIAM	PITRE	G. SMITH	FELKER	WALDSCHMIDT	GRAY	McCOY	STANKE
SOUTH CAROLINA	BURKES	GILLIAM	PITRE	G. SMITH	FELKER	WALDSCHMIDT	GRAY	McCOY	CHURCH
SOUTH CAROLINA	BURKES	GILLIAM	PITRE	G. SMITH	FELKER	WALDSCHMIDT	GRAY	McCOY	CHURCH
TENNESSEE TECH	BURKES	GILLIAM	PITRE	G. SMITH	FELKER	WALDSCHMIDT	GRAY	McCOY	STANKE
TENNESSEE	BURKES	GILLIAM	PITRE	G. SMITH	FELKER	WALDSCHMIDT	GRAY	McCOY	CHURCH
TENNESSEE	BURKES	GILLIAM	PITRE	G. SMITH	FELKER	WALDSCHMIDT	GRAY	McCOY	CHURCH
TENNESSEE	BURKES	GILLIAM	PITRE	G. SMITH	FELKER	WALDSCHMIDT	GRAY	McCOY	STANKE








# Kentucky

23

53 ALL-AMERICANS | 109 ALL-SEC | 48 MLB PLAYERS | 171 MLB DRAFT PICKS | 8 GOLD GLOVE WINNERS

## HEAD COACH NICK MINGIONE

Kentucky fans have quickly created a bond with **Nick Mingione**, whose infectious and unrelenting enthusiasm and down-to-earth personality has earned legions of new fans. Although it is certainly an ingredient in Mingione's on-field success, getting the best out of his players has been the biggest factor in the success he's achieved everywhere he's been. In 19 full seasons of coaching the teams he's been involved with have averaged 38 victories a year and advanced to the postseason 10 times with two national runner-up finishes. He already is the third-winningest coach in Kentucky history.

Mingione had a brilliant playing career at Embry-Riddle - he ranks 10th on its career hits list - where he helped lead the program to 154 victories and three NAIA World Series appearances in three seasons as an assistant. When he arrived at Kentucky in 2006 he was immediately part of what is still the Cats' only SEC championship club, then smelled success at Mississippi State before returning to the one place he had always wanted to be a head coach - UK. First season, first Super Regional appearance for the Cats.

He made it a point to have his team involved in the community, part of his "Student. Person. Player." guiding principle of the program, participating in numerous philanthropic events in Lexington while also taking time for more than 100 local speaking engagements. In his first season his ethos for the program was on full display as UK players earned SEC Pitcher of the Year, SEC Scholar Athlete of the Year and SEC Community Service Team honors. He recently was named the winner of 2022 Fellowship of Christian Athletes Jerry Kindall Character in Coaching Award.

Mingione became the winningest UK coach during the first three seasons of his tenure with 103 total wins and 39 in SEC play. The success has carried over to the Major League Baseball Draft, where Mingione and his staff's ability to groom players for a professional career has led to 33 players being selected in the past six MLB Drafts. The 21 players selected in the 2017 and 2018 drafts were the most of any program in the country and Mingione has helped mentor two top 20 overall picks in first baseman Evan White (17th, 2017) and left-handed pitcher Zack Thompson (19th, 2019).

Mingione has a sterling reputation as a recruiter. Over the 15 seasons at Kentucky and Mississippi State for which recruiting rankings are final, he has helped land classes with an average ranking of 15th, including top-three classes in 2013-15. He also has an unmatched track record of player development, coaching 86 players selected in the MLB Draft, as well as 46 All-Americans and six conference players of the year. His first recruiting class at Kentucky was ranked in the Top 10 of all the major industry outlets.



### MINGIONE VS. ALL OPPONENTS

OPPONENT	RECORD
Alabama	5-4
Appalachian State	3-0
Arkansas	1-8
Auburn	8-3
Austin Peay	3-0
Ball State	1-2
Bellarmine	4-0
Boston College	0-1
Butler	1-0
Canisius	3-0
Cincinnati	2-1
<b>Dayton</b>	<b>2-0</b>
Delaware	0-1
<b>Eastern Kentucky</b>	<b>6-1</b>
Elon	2-1
Evansville	4-0
Florida	5-11
<b>Georgia</b>	<b>8-10</b>
Georgia State	3-0
High Point	3-0
Houston	1-0
<b>Indiana</b>	<b>5-1</b>
<b>Indiana State</b>	<b>3-0</b>
Jacksonville State	3-0
Liberty	0-1
Lipscomb	1-0
Louisiana	1-0
<b>Louisville</b>	<b>3-9</b>
<b>LSU</b>	<b>4-10</b>
Miami (Ohio)	5-0
Michigan	1-0
Middle Tennessee	3-0
Milwaukee	3-0
<b>Mississippi State</b>	<b>6-6</b>
<b>Missouri</b>	<b>11-7</b>
<b>Morehead State</b>	<b>4-0</b>
<b>Murray State</b>	<b>5-1</b>
Norfolk State	1-0
North Carolina	0-3
North Carolina State	2-1
Northern Kentucky	2-1
Oakland	5-0
<b>Ohio</b>	<b>2-1</b>
Old Dominion	1-0
Ole Miss	5-4
Sam Houston State	1-0
<b>South Carolina</b>	<b>10-10</b>
Southeast Missouri	1-0
<b>Southern Illinois</b>	<b>3-0</b>
Southern Illinois-Edwardsville	1-0
St. Joseph's	1-0
TCU	2-4
<b>Tennessee</b>	<b>8-10</b>
Tennessee-Martin	1-0
<b>Tennessee Tech</b>	<b>4-0</b>
<b>Texas A&amp;M</b>	<b>5-7</b>
Texas Tech	2-4
UC-Santa Barbara	3-0
UNC Wilmington	0-3
USC Upstate	2-0
<b>Vanderbilt</b>	<b>5-14</b>
Western Carolina	1-0
Western Michigan	3-0
<b>Western Kentucky</b>	<b>8-1</b>
Wofford	1-0
<b>Wright State</b>	<b>3-1</b>
Xavier	4-1

TOTALS:..... 211-144

(\*2023 opponents in bold)



**53 ALL-AMERICANS | 109 ALL-SEC | 48 MLB PLAYERS | 171 MLB DRAFT PICKS | 8 GOLD GLOVE WINNERS**

## **NICK MINGIONE - 2017 NATIONAL AND SEC COACH OF THE YEAR**

### **MINGIONE BY THE NUMBERS**

**386** - SEC Academic Honor Roll selections

**86** - Players coached who have been selected in the Major League Baseball Draft

**48** - All-Conference honors coached

**46** - All-American honors coached

**26** - Players who have reached MLB

**19** - Seasons as a college baseball coach

**14** - Nationally-ranked recruiting classes (2006-07, 2009-20)

**10** - NCAA Regionals (2003-06, 2011-14, 2016, 2017)

**6** - Conference championships (2003-06, 2012, 2016)

**6** - Conference Players of the Year coached (2004-06, 2012, 2016, 2017)

**5** - College World Series (1999, 2003-05, 2013)

**4** - SEC Scholar Athlete of the Year (2013, 2014, 2015, 2017)

**2** - National Championship finalists (2005, 2013)

**2** - Senior CLASS Award winners (2018, 2021)

**1** - National and SEC Coach of the Year (2017)



## **Student. Person. Player.**

**COACH MINGIONE IS PASSIONATE ABOUT DEVELOPING STUDENT-ATHLETES IN THREE AREAS: STUDENT. PERSON. PLAYER.**







## KENTUCKY PROUD PARK

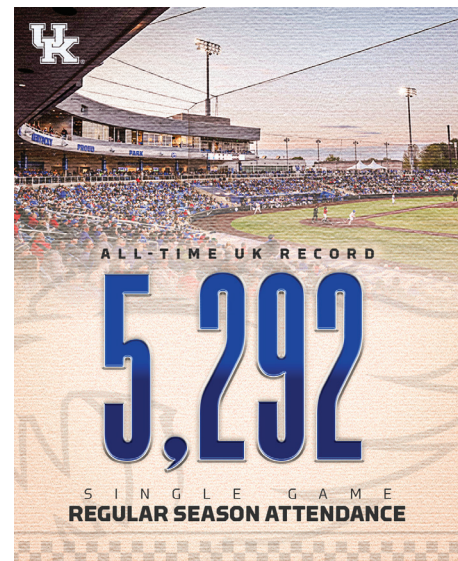
Kentucky baseball moved into a new home for the 2019 season, opening the \$49 million Kentucky Proud Park, a state-of-the-art facility immediately considered one of the top facilities in all of college baseball. The Wildcats won their first game in their new home, defeating Eastern Kentucky, 7-3, on Feb. 26, 2019.

The stadium features permanent seating for nearly 2,500 fans with additional space on grass berms to accommodate 5,000 fans for regular season games. Beyond the outfield wall, temporary bleachers can be installed for NCAA Tournament games to bring the seating capacity to more than 7,000.

The team areas were a priority and give our players and coaches everything they need to compete at a high level in a single location. The facility features a team lounge, locker room, training area, indoor hitting and pitching areas, and coaching offices, as well as a recruiting room. All spaces are either new to UK baseball or significantly larger than previous ones.

The name is a tribute to farmers and businesses of the Commonwealth of Kentucky and the Big Blue Nation. Kentucky Farm Bureau secured the rights to name the stadium from JMI Sports, UK Athletics' multimedia rights partner. In turn, Kentucky Farm Bureau elected to name the stadium for Kentucky Proud, the state's official agricultural marketing program housed at the Kentucky Department of Agriculture. No state taxpayer dollars were used in funding the agreement. The Kentucky Proud program is funded through the generosity of the Kentucky Agricultural Development Fund. The fund is directed by the Kentucky Agricultural Development Board and administered by the Governor's Office of Agricultural Policy.

New black padding will replace the existing blue look for the 2023 season, including on the outfield fence, dugout railings and behind home plate.



UK'S RECORD AT KPP		
Year	Overall	SEC
2019	16-15	2-13
2020 <sup>A</sup>	11-3	0-0
2021	22-13	6-9
2022	23-11	8-7
2023	20-4	7-2
<sup>A</sup> Covid-shortened season		
<b>Total</b>	<b>96-46 (.676)</b>	<b>29-31</b>
<b>Attendance Record</b>	<b>5,292 - vs. Louisville (April 25, 2023)</b>	





## 2023 RADIO/TV SPOT CHART



0  
**KENDAL EWELL**



1  
**RYDER GILES**



2  
**JASE FELKER**



4  
**ÉMILIENT PITRE**



5  
**DARREN WILLIAMS**



6  
**REUBEN CHURCH**



7  
**DEVIN BURKES**



8  
**ISAIAH BYARS**



9  
**CHASE STANKE**



10  
**SETH CHAVEZ**



11  
**COLBY FRIEDA**



12  
**GRANT SMITH**



13  
**JAMES MCCOY**



14  
**HUNTER GILLIAM**



16  
**AUSTIN STRICKLAND**



19  
**NOLAN MCCARTHY**



20  
**MASON MOORE**




21  
**RYAN WALDSCHMIDT**



22  
**PATRICK HERRERA**




23  
**MAGDIEL COTTO**



24  
**RYAN HAGENOW**



25  
**SETH LOGUE**



26  
**DREW LAFFERTY**



28  
**HAYDEN SMITH**



30  
**AARON BLUM**



33  
**TRAVIS SMITH**



34  
**LUKAS SCHRAMM**



35  
**TYLER BOSMA**



36  
**LOGAN MARTIN**



40  
**ZACH HISE**



41  
**EVAN BYERS**



43  
**JACKSON NOVE**



44  
**REED GANNON**



46  
**CHRISTIAN HOWE**



48  
**ZACK LEE**



51  
**JACKSON GRAY**



52  
**AUSTIN FAWLEY**




27  
**NICK MINGIONE**  
HEAD COACH



15  
**DAN ROSZEL**  
ASSISTANT COACH



17  
**WILL COGGIN**  
ASSISTANT COACH



45  
**NICK AMMIRATI**  
ASSISTANT COACH





**53 ALL-AMERICANS | 109 ALL-SEC | 48 MLB PLAYERS | 171 MLB DRAFT PICKS | 8 GOLD GLOVE WINNERS**

## WILDCATS BY STATE

### ARIZONA (2)

SETH CHAVEZ (PINETOP)  
PATRICK HERRERA (MESA)

### FLORIDA (4)

DEVIN BURKES (BRADENTON)  
AUSTIN FAWLEY (LANTANA)  
COLBY FRIEDA (ST. JOHNS)  
RYAN WALDSCHMIDT (BRADENTON)

### GEORGIA (3)

ISAIAH BYARS (STONE MOUNTAIN)  
LOGAN MARTIN (CARTERSVILLE)  
JAMES MCCOY (DUNWOODY)

### ILLINOIS (5)

KENDAL EWELL (CALUMET CITY)  
REED GANNON (MINOOKA)  
JACKSON GRAY (WHEATON)  
ZACK LEE (EFFINGHAM)  
CHASE STANKE (SUGAR GROVE)

### IOWA (1)

JACKSON NOVE (FAIRFAX)

### KENTUCKY (8)

EVAN BYERS (NICHOLASVILLE)  
JASE FELKER (PRINCETON)  
MASON HAZELWOOD (SALVISA)  
CHRISTIAN HOWE (DANVILLE)  
MASON MOORE (MOREHEAD)  
HAYDEN SMITH (NICHOLASVILLE)  
TRAVIS SMITH (WALTON)  
DARREN WILLIAMS (MAYSVILLE)

### MICHIGAN (2)

TYLER BOSMA (HOLLAND)  
NOLAN MCCARTHY (KALAMAZOO)

### NORTH CAROLINA (2)

RYDER GILES (PINEHURST)  
LUKAS SCHRAMM (APEX)

### OHIO (3)

AARON BLUM (CINCINNATI)  
SETH LOGUE (MASON)  
AUSTIN STRICKLAND (WINCHESTER)

### PENNSYLVANIA (1)

DREW LAFFERTY (SOUTH PARK)

### QUEBEC (1)

ÉMILIE PITRE (REPENTIGNY)

### SOUTH CAROLINA (1)

MAGDIEL COTTO (FORT MILL)

### TENNESSEE (3)

REUBEN CHURCH (MARYVILLE)  
RYAN HAGENOW (KNOXVILLE)  
TANNER KIM (KNOXVILLE)

### VIRGINIA (1)

HUNTER GILLIAM (FARMVILLE)

## WILDCATS BY POSITION

### INFIELDERS

ISAIAH BYARS (SENIOR)  
JASE FELKER (SENIOR)  
RYDER GILES (SENIOR)  
HUNTER GILLIAM (SENIOR)  
GRANT SMITH (SENIOR)  
REUBEN CHURCH (JUNIOR)  
PATRICK HERRERA (SOPHOMORE)  
ÉMILIE PITRE (SOPHOMORE)  
JAMES MCCOY (R-FRESHMAN)  
AUSTIN FAWLEY (FRESHMAN)

### OUTFIELDERS

JASE FELKER (SENIOR)  
JACKSON GRAY (SENIOR)  
KENDAL EWELL (JUNIOR)  
NOLAN MCCARTHY (SOPHOMORE)  
RYAN WALDSCHMIDT (SOPHOMORE)  
JAMES MCCOY (R-FRESHMAN)  
LUKAS SCHRAMM (FRESHMAN)

### CATCHERS

CHASE STANKE (SENIOR)  
DEVIN BURKES (SOPHOMORE)  
AUSTIN FAWLEY (FRESHMAN)

### RIGHT-HANDED PITCHERS

RYDER GILES (SENIOR)  
ZACK LEE (SENIOR)  
LOGAN MARTIN (SENIOR)  
DARREN WILLIAMS (SENIOR)  
SETH CHAVEZ (R-JUNIOR)  
SETH LOGUE (JUNIOR)  
RYAN HAGENOW (JUNIOR)  
AUSTIN STRICKLAND (JUNIOR)  
COLBY FRIEDA (SOPHOMORE)  
ZACH HISE (SOPHOMORE)  
MASON MOORE (SOPHOMORE)  
CHRISTIAN HOWE (R-FRESHMAN)  
JAMES MCCOY (R-FRESHMAN)  
TRAVIS SMITH (R-FRESHMAN)  
DREW LAFFERTY (FRESHMAN)

### LEFT-HANDED PITCHERS

TYLER BOSMA (SENIOR)  
MAGDIEL COTTO (JUNIOR)  
EVAN BYERS (SOPHOMORE)  
JACKSON NOVE (SOPHOMORE)  
REED GANNON (R-FRESHMAN)  
AARON BLUM (FRESHMAN)  
HAYDEN SMITH (FRESHMAN)



**2023 Kentucky Baseball  
Overall Statistics for Kentucky (as of May 14, 2023)  
(All games Sorted by Batting avg)**



Record: 35-15 Home: 24-4 Away: 11-11 Conference: 15-12

Player	avg	gp-gs	ab	r	h	2b	3b	hr	rbi	tb	slg%	bb	hp	so	gdp	ob%	sf	sh	sb-att	po	a	e	fld%
51 Jackson Gray	.375	49-49	176	63	66	14	6	5	32	107	.608	38	21	49	2	.532	0	5	19-26	113	1	0	1.000
4 Emilien Pitre	.360	50-50	178	49	64	15	1	1	45	84	.472	39	9	26	2	.491	2	4	18-21	79	133	5	.977
14 Hunter Gilliam	.346	49-49	182	41	63	10	1	11	63	108	.593	26	8	35	1	.435	7	3	1-3	385	27	3	.993
2 Jase Felker	.316	44-43	155	44	49	3	3	0	28	58	.374	27	11	45	0	.444	3	11	19-23	21	75	9	.914
21 Ryan Waldschmidt	.287	48-47	164	36	47	13	1	4	32	74	.451	32	10	33	2	.426	3	7	15-16	91	5	0	1.000
19 Nolan McCarthy	.286	36-28	112	18	32	7	1	1	21	44	.393	11	2	35	3	.360	0	2	1-4	45	1	0	1.000
7 Devin Burkes	.277	50-50	188	45	52	12	1	6	43	84	.447	31	12	46	2	.408	2	3	7-10	364	28	0	1.000
12 Grant Smith	.272	50-50	162	30	44	5	0	5	27	64	.395	14	10	48	2	.358	4	10	2-3	62	130	2	.990
13 James McCoy	.243	30-29	111	23	27	8	1	5	22	52	.468	21	2	51	0	.373	0	1	2-3	35	2	0	1.000
-----																							
22 Patrick Herrera	.333	9-1	6	4	2	0	0	0	0	2	.333	0	0	2	0	.333	0	0	0-0	1	1	0	1.000
6 Reuben Church	.273	24-19	66	14	18	2	0	2	15	26	.394	9	7	18	1	.410	1	1	0-0	2	3	0	1.000
9 Chase Stanke	.214	26-17	56	10	12	3	0	1	11	18	.321	14	8	16	0	.436	0	2	0-0	56	12	1	.986
0 Kendal Ewell	.189	14-12	37	3	7	1	0	0	1	8	.216	7	1	17	0	.333	0	1	1-2	1	0	0	1.000
8 Isaiah Byars	.111	11-6	27	2	3	1	0	0	2	4	.148	2	0	8	0	.167	1	0	1-1	2	12	3	.824
1 Ryder Giles	.000	1-0	1	0	0	0	0	0	0	0	.000	0	0	0	0	.000	0	1	0-0	3	2	0	1.000
Totals	.300	50	1621	382	486	94	15	41	342	733	.452	271	101	429	15	.426	23	51	86-112	1288	466	28	.984
Opponents	.233	50	1590	214	370	65	5	46	203	583	.367	220	59	434	36	.345	12	20	24-32	1254	416	62	.964

LOB - Team (431), Opp (399). DPs turned - Team (41), Opp (22). IBB - Team (5), H. Gilliam 2, J. Gray 1, E. Pitre 1, Waldschmidt 1, Opp (12). Picked off - J. Gray 3, E. Pitre 2, G. Smith 1, H. Gilliam 1, Waldschmidt 1, N. McCarthy 1.

**(All games Sorted by Earned run avg)**

Player	era	w-l	app	gs	cg	sho	sv	ip	h	r	er	bb	so	2b	3b	hr	b/avg	wp	hp	bk	sfa	sha
48 Zack Lee	3.42	4-2	13	12	0	0/3	0	55.1	51	23	21	25	58	9	1	5	.251	2	6	0	3	5
5 Darren Williams	4.03	4-1	12	4	0	0/1	1	51.1	41	24	23	21	47	6	0	5	.219	2	14	1	2	1
35 Tyler Bosma	5.61	4-4	13	13	0	0/1	0	51.1	55	33	32	22	35	7	1	7	.272	1	3	0	1	3
-----																						
13 James McCoy	0.00	0-0	1	0	0	0/0	0	1.0	1	0	0	0	1	0	0	0	.250	0	0	0	0	0
41 Evan Byers	0.61	1-0	20	0	0	0/2	0	14.2	8	1	1	8	13	1	0	0	.154	0	3	1	0	1
20 Mason Moore	2.34	2-1	17	0	0	0/1	4	34.2	20	10	9	26	33	5	0	0	.168	3	5	0	1	2
11 Colby Frieda	2.57	0-0	9	1	0	0/0	0	7.0	5	2	2	7	9	2	0	0	.217	0	0	0	0	0
1 Ryder Giles	3.12	1-1	22	0	0	0/2	1	17.1	16	6	6	4	13	4	0	2	.258	0	0	0	1	0
46 Christian Howe	3.38	1-0	5	0	0	0/0	0	5.1	4	2	2	5	7	1	0	1	.211	1	0	0	1	0
24 Ryan Hagenow	3.66	2-1	18	0	0	0/2	1	19.2	17	8	8	7	28	3	0	0	.221	0	4	0	0	0
10 Seth Chavez	4.00	2-1	10	0	0	0/1	1	9.0	8	4	4	5	13	2	0	2	.229	2	0	0	0	0
43 Jackson Nove	4.43	3-0	17	0	0	0/0	0	22.1	20	11	11	14	26	4	1	3	.247	2	2	0	0	1
36 Logan Martin	4.43	1-1	7	7	0	0/0	0	22.1	17	11	11	16	26	2	0	4	.213	0	2	0	0	1
33 Travis Smith	4.81	4-2	11	11	0	0/0	0	39.1	33	22	21	22	35	6	1	5	.228	2	5	0	2	2
16 Austin Strickland	5.18	3-0	17	0	0	0/0	1	40.0	35	24	23	14	44	5	0	6	.233	5	7	0	1	1
25 Seth Logue	5.54	1-0	12	1	0	0/0	0	13.0	16	8	8	7	17	2	0	2	.291	0	0	0	0	1
23 Magdiel Cotto	5.54	1-0	12	0	0	0/2	0	13.0	12	9	8	7	18	3	0	1	.250	2	3	0	0	2
40 Zach Hise	7.11	1-1	10	1	0	0/0	1	12.2	11	15	10	8	11	3	1	3	.229	0	4	0	0	0
44 Reed Gannon	99.00	0-0	1	0	0	0/0	0	0.0	0	1	1	2	0	0	0	0		0	1	0	0	0
Totals	4.21	35-15	50	50	0	4/4	10	429.1	370	214	201	220	434	65	5	46	.233	22	59	2	12	20
Opponents	7.28	15-35	50	50	1	3/2	7	418.0	486	382	338	271	429	94	15	41	.300	53	101	7	23	51

PB - Team (10), D. Burkes 10, Opp (10). Pickoffs - Team (0), Opp (9). SBA/ATT - D. Burkes (21-28), Z. Lee (2-6), D. Williams (4-5), L. Martin (3-4), C. Stanke (3-4), A. Strickland (3-4), T. Bosma (4-4), R. Giles (2-2), M. Moore (0-1), S. Logue (1-1), E. Byers (1-1), T. Smith (1-1), M. Cotto (1-1), S. Chavez (1-1), J. Nove (1-1).





**2023 Kentucky Baseball**  
Conference statistics for Kentucky (as of May 15, 2023)  
(Conference games only Sorted by Batting avg)



Record: 15-12 Home: 10-2 Away: 5-10 Conference: 15-12

Player	avg	gp-gs	ab	r	h	2b	3b	hr	rbi	tb	slg%	bb	hp	so	gdp	ob%	sf	sh	sb-att	po	a	e	fld%
51 Jackson Gray	.381	27-27	97	38	37	8	3	3	13	60	.619	19	10	26	0	.524	0	3	11-15	71	1	0	1.000
4 Emilien Pitre	.344	27-27	96	23	33	9	0	0	24	42	.438	21	7	12	2	.492	0	2	13-15	44	72	2	.983
14 Hunter Gilliam	.300	27-27	100	19	30	3	0	5	29	48	.480	14	3	20	1	.388	4	1	0-0	198	16	1	.995
21 Ryan Waldschmidt	.289	27-27	97	18	28	7	1	3	22	46	.474	17	2	20	1	.398	2	6	10-11	59	3	0	1.000
2 Jase Felker	.283	27-27	99	27	28	2	2	0	14	34	.343	14	5	29	0	.395	1	6	11-13	16	54	7	.909
6 Reuben Church	.267	15-13	45	6	12	2	0	2	10	20	.444	4	5	11	1	.389	0	1	0-0	0	0	0	.000
19 Nolan McCarthy	.258	19-16	66	8	17	3	1	0	10	22	.333	7	1	23	0	.338	0	0	1-2	23	1	0	1.000
7 Devin Burkes	.255	27-27	98	23	25	3	0	2	14	34	.347	17	5	23	1	.392	0	3	4-6	208	14	0	1.000
12 Grant Smith	.226	27-27	84	13	19	4	0	4	14	35	.417	9	3	23	1	.313	3	5	1-1	27	65	2	.979
-----																							
22 Patrick Herrera	.333	4-1	3	1	1	0	0	0	0	1	.333	0	0	2	0	.333	0	0	0-0	0	0	0	.000
13 James McCoy	.262	12-11	42	10	11	4	0	5	11	30	.714	5	0	19	0	.340	0	1	1-1	16	2	0	1.000
9 Chase Stanke	.231	13-7	26	4	6	1	0	1	5	10	.385	4	3	9	0	.394	0	0	0-0	1	0	1	.500
0 Kendal Ewell	.059	7-6	17	0	1	0	0	0	1	1	.059	3	0	9	0	.200	0	1	0-0	0	0	0	.000
1 Ryder Giles	.000	1-0	1	0	0	0	0	0	0	0	.000	0	0	0	0	.000	0	1	0-0	3	1	0	1.000
Totals	.285	27	871	190	248	46	7	25	167	383	.440	134	44	226	7	.402	10	30	52-64	682	248	14	.985
Opponents	.252	27	856	137	216	37	2	30	129	347	.405	145	38	204	21	.382	6	15	15-19	684	225	23	.975

LOB - Team (215), Opp (241). DPs turned - Team (23), Opp (10). IBB - Team (1), J. Gray 1, Opp (11). Picked off - E. Pitre 2, J. Gray 2, Waldschmidt 1.

**(Conference games only Sorted by Earned run avg)**

Player	era	w-l	app	gs	cg	sho	sv	ip	h	r	er	bb	so	2b	3b	hr	b/avg	wp	hp	bk	sfa	sha
48 Zack Lee	4.19	1-2	9	8	0	0/1	0	34.1	36	17	16	22	35	7	1	4	.281	2	5	0	2	5
5 Darren Williams	5.50	3-1	8	3	0	0/1	0	34.1	33	22	21	20	30	6	0	4	.256	2	12	1	2	1
35 Tyler Bosma	6.34	1-3	9	9	0	0/1	0	32.2	39	24	23	16	19	3	1	6	.295	0	1	0	1	2
-----																						
41 Evan Byers	0.00	1-0	13	0	0	0/2	0	8.1	5	0	0	6	5	1	0	0	.167	0	2	0	0	0
11 Colby Frieda	0.00	0-0	3	0	0	0/0	0	1.2	0	0	0	1	2	0	0	0	.000	0	0	0	0	0
25 Seth Logue	1.80	0-0	4	0	0	0/0	0	5.0	3	1	1	3	5	2	0	0	.167	0	0	0	0	1
1 Ryder Giles	2.89	1-1	11	0	0	0/1	1	9.1	7	3	3	4	7	2	0	1	.226	0	0	0	0	0
20 Mason Moore	2.96	2-1	12	0	0	0/1	1	24.1	15	8	8	22	23	4	0	0	.181	3	3	0	1	2
43 Jackson Nove	4.50	0-0	9	0	0	0/0	0	10.0	9	5	5	7	11	2	0	2	.257	2	2	0	0	1
36 Logan Martin	4.91	0-0	4	4	0	0/0	0	7.1	3	4	4	10	8	1	0	0	.130	0	1	0	0	1
16 Austin Strickland	5.54	2-0	9	0	0	0/0	0	26.0	27	17	16	10	21	3	0	4	.267	4	5	0	0	1
23 Magdiel Cotto	6.23	0-0	4	0	0	0/0	0	4.1	4	4	3	5	6	1	0	0	.250	1	0	0	0	1
24 Ryan Hagenow	7.45	1-1	10	0	0	0/0	1	9.2	13	8	8	3	14	2	0	0	.302	0	2	0	0	0
33 Travis Smith	7.88	1-1	2	2	0	0/0	0	8.0	9	7	7	5	6	0	0	4	.273	1	1	0	0	0
40 Zach Hise	9.00	1-1	4	1	0	0/0	0	6.0	5	11	6	5	4	2	0	2	.208	0	4	0	0	0
10 Seth Chavez	9.00	1-1	5	0	0	0/0	1	4.0	6	4	4	3	6	1	0	2	.333	1	0	0	0	0
46 Christian Howe	9.00	0-0	1	0	0	0/0	0	2.0	2	2	2	3	2	0	0	1	.250	1	0	0	0	0
Totals	5.03	15-12	27	27	0	2/2	4	227.1	216	137	127	145	204	37	2	30	.252	17	38	1	6	15
Opponents	6.67	12-15	27	27	1	1/0	5	228.0	248	190	169	134	226	46	7	25	.285	28	44	3	10	30

PB - Team (6), D. Burkes 6, Opp (6). Pickoffs - Team (0), Opp (5). SBA/ATT - D. Burkes (15-19), D. Williams (3-4), Z. Lee (1-3), T. Bosma (2-2), A Strickland (1-2), L. Martin (2-2), J. Nove (1-1), R. Giles (1-1), S. Chavez (1-1), E. Byers (1-1), M. Cotto (1-1), S. Logue (1-1).



## NCAA Statistics

### Kentucky - 2022-23 Baseball Ranking Summary thru games 05/14/2023

Statistic	National Rank	Conference Rank	Value	National Leader	Value	Conference Leader	Value
Base on Balls (295 ranked)	38	8	271	Maryland	345	Texas A&M	325
Batting Average (295 ranked)	48	4	0.300	New Mexico	0.338	LSU	0.314
Double Plays (295 ranked)	45	2	41	Southern Ill.	56	Arkansas	48
Double Plays Per Game (295 ranked)	51	2	0.82	Southern Ill.	1.08	Arkansas	0.94
Doubles (295 ranked)	112	7	94	Virginia	142	Georgia	99
						LSU	99
Doubles Per Game (295 ranked)	132	6	1.88	Virginia	2.73	Auburn	1.96
Earned Run Average (295 ranked)	24	4	4.21	Wake Forest	2.53	Tennessee	3.73
Fielding Percentage (295 ranked)	2	1	0.984	Indiana St.	0.985	Kentucky	0.984
Hit Batters (295 ranked)	145	3	59	Iona	115	Georgia	75
Hit by Pitch (295 ranked)	11	2	101	Campbell	131	LSU	110
Hits (295 ranked)	113	8	486	Virginia	617	Alabama	531
						LSU	531
Hits Allowed Per Nine Innings (295 ranked)	10	5	7.78	Wake Forest	6.52	Vanderbilt	7.09
Home Runs (295 ranked)	217	14	41	FGCU	120	Tennessee	109
Home Runs Per Game (295 ranked)	221	14	0.82	FGCU	2.35	Tennessee	2.10
On Base Percentage (295 ranked)	8	2	0.426	Campbell	0.444	LSU	0.442
Runs (295 ranked)	62	7	382	Maryland	515	LSU	494
Sacrifice Bunts (295 ranked)	4	1	51	Wofford	74	Kentucky	51
Sacrifice Flies (294 ranked)	103	11	23	UC Irvine	40	LSU	29
Scoring (295 ranked)	62	7	7.6	Campbell	10.0	LSU	9.7
Shutouts (154 ranked)	23	6	4	LSU	9	LSU	9
Slugging Percentage (295 ranked)	131	12	0.452	FGCU	0.592	LSU	0.569
Stolen Bases (295 ranked)	43	1	86	VMI	185	Kentucky	86
Stolen Bases Per Game (295 ranked)	42	1	1.72	VMI	3.63	Kentucky	1.72
Strikeout-to-Walk Ratio (295 ranked)	111	11	1.97	Wake Forest	4.40	Tennessee	3.88
Strikeouts Per Nine Innings (295 ranked)	81	13	9.1	Wake Forest	11.9	LSU	11.8
Triple Plays (2 ranked)				Lafayette	2		
Triples (292 ranked)	42	2	15	Michigan St.	28	Florida	18
Triples Per Game (295 ranked)	47	2	0.30	Michigan St.	0.58	Florida	0.35
WHIP (295 ranked)	39	6	1.38	Wake Forest	1.02	Tennessee	1.18
WL Pct (295 ranked)	24	5	0.700	Wake Forest	0.840	Florida	0.769
Walks Allowed Per Nine Innings (295 ranked)	145	8	4.61	Wofford	2.28	Tennessee	3.02







**53 ALL-AMERICANS | 109 ALL-SEC | 48 MLB PLAYERS | 171 MLB DRAFT PICKS | 8 GOLD GLOVE WINNERS**

## TRACKING KENTUCKY'S RECORD BOOKS

### RECORD CHASING / CAREER

Several pitchers are making their way onto and up the career charts:

#### Hits/9 innings (Min. 75 Innings)

1.	Jeff Keener	1980-81	5.11
2.	Zack Thompson	2017-19	6.09
3.	Mason Hazelwood	2018-2022	6.91
4.	<b>DARREN WILLIAMS</b>	<b>2022-23</b>	<b>7.39</b>
5.	Tim Brandenburg	1979-80	7.42

<i>RYAN HAGENOW (73.1 IP)</i>	<b>2021-23</b>	<b>6.51</b>
-------------------------------	----------------	-------------

#### Strikeouts/9 innings (Min. 50 Innings)

1.	Carson Coleman	2018-20	13.58
2.	Zack Thompson	2017-19	12.26
3.	<b>RYAN HAGENOW</b>	<b>2021-23</b>	<b>11.78</b>
4.	Trevor Gott	2011-13	11.70
5.	Braden Kapteyn	2009-11	11.43

#### Earned Run Average (Min. 75 inn.)

1.	Jeff Keener	1980-81	2.01
2.	Trevor Gott	2011-13	2.30
3.	AJ Reed	2012-14	2.83
4.	Joe Georger	1979	2.86
6.	<b>DARREN WILLIAMS</b>	<b>2022-23</b>	<b>2.91</b>
5.	Sean Harney	2021-22	3.06
7.	Alex Phillips	2011-12	3.08
8.	Zack Thompson	2017-19	3.20
9.	David Voit	1986-88	3.23
10.	Dustin Beggs	2015-16	3.32
11.	Aaron Lovett	2007-08	3.38
12.	Matt Fisher	1990-92	3.39

### RECORD CHASING / STREAKS

#### Consecutive Games with a Hit (since 2005)

23	Gunnar McNeill (2016)
22	<b>HUNTER GILLIAM (2023)</b>
21	Evan White (2016)
20	Evan White (2016-17)
20	Caleb Stewart (2004)
17	Chase Estep (2022)
17	Austin Cousino (2014)

#### Longest Winning Streaks

Rk	Games	Year
1.	22	2012
2.	19	2008
	19	2007
4.	17	2023
5.	15	2000

### RECORD CHASING / SINGLE SEASON

#### Triples

Player, Season	3B
1. Dick Ramsey, 1949	8
2. Chad Green, 1996	7
Marv Foley, 1974	7
Dave Bait, 1971	7
Allen Feldhaus, 1961	7
6. <b>JACKSON GRAY, 2023</b>	<b>6</b>

#### Runs Batted In

Player, Season	RBI
1. Sawyer Carroll, 2008	83
2. Ryan Strieby, 2006	77
3. Sean Coughlin, 2007	73
AJ Reed, 2014	73
5. Rick Norton, 1991	72
6. Riley Mahan, 2017	67
7. John Wilson, 2000	65
8. Jeff Abbott, 1994	64
9. <b>HUNTER GILLIAM, 2023</b>	<b>63</b>
Josh Loggins, 1998	63

#### On-Base Percentage (Since 1987)

Player, Season	OBP
1. Jeff Abbott, 1992	.533
2. <b>JACKSON GRAY, 2023</b>	<b>.532</b>
3. Brian Spear, 2007	.527
4. Blake Feeney, 1990	.516
5. Jeff Abbott, 1991	.515
6. Sawyer Carroll, 2008	.514
7. Mike Harris, 1991	.514

#### Hit By Pitches (Since 1988)

Player, Season	HBP
1. Tyler Howe, 2008	27
2. Zac Zellers, 2012	21
Austin Cousino, 2013	21
<b>JACKSON GRAY, 2023</b>	<b>21</b>

#### Sacrifice Flies (Since 1987)

Player, Season	SF
1. Jesse Barber, 2004	7
Eddie Brooks, 1993	7
Mark Blythe, 1988	7
Hunter Jump, 2022	7
Zac Zellers, 2013	7
<b>HUNTER GILLIAM, 2023</b>	<b>7</b>

#### Sacrifices

Player, Season	SH
1. Chris Wade, 2008	20
2. Chris Wade, 2009	16
3. Connor Heady, 2017	15
4. Troy Squires, 2018	14
5. Troy Squires, 2017	13
Ryan Wilkes, 2007	13
7. Mike Brown, 2007	12
8. Ryan Wilkes, 2008	11
Todd Young, 1995	11
10. <b>JASE FELKER, 2023</b>	<b>11</b>



53 ALL-AMERICANS | 109 ALL-SEC | 48 MLB PLAYERS | 171 MLB DRAFT PICKS | 8 GOLD GLOVE WINNERS

## SINGLE-GAME RECORDS (2007-)

### BATTING

#### Hits

6	JT Riddle	2/23/2013	Niagara
5	Jase Felker	3/27/2022	Georgia
5	Riley Mahan	4/21/2017	LSU
5	Zac Zellers	6/1/2012	Kent State
5	Mike Brown	3/4/2007	Milwaukee

#### Runs Scored

5	Chase Estep	3/27/2022	Georgia
5	Ryan Johnson	4/23/2019	at WKU
5	Evan White	3/20/2016	at Georgia
5	Mike Brown	3/4/2007	Milwaukee

#### RBI

8	Luke Becker	3/12/2017	Miami (OH)
7	Devin Burkes	2/26/23	Wright State
7	JaVon Shelby	3/20/2016	at Georgia
6	Hunter Gilliam	4/18/2023	Xavier
6	Ryan Ritter	4/6/2021	at Louisville
6	Breydon Daniel	3/10/2020	WKU
6	Micheal Thomas	3/8/2014	Ball State
6	AJ Reed	2/21/2014	St. Joe's
6	AJ Reed	2/24/2012	Buffalo

#### Doubles

3	Many times
---	------------

#### Triples

2	Jackson Gray	3/4/2023	Indiana State
2	Matt McKinney	3/24/2007	LSU

#### Home Runs

3	T.J. Collett	4/25/2021	Alabama
3	Ryan Johnson	4/23/2019	at WKU

#### Stolen Bases

5	Jaren Shelby	2/26/2019	EKU*
(*Kentucky Proud Park opening game)			
4	Storm Wilson	2/14/2015	Richmond

#### Total Bases

13	Ryan Johnson	4/23/2019	at WKU
13	Tristan Pompey	2/21/2016	Dayton
13	Lance Ray	5/11/2010	at Indiana
12	T.J. Collett	4/25/2021	Alabama

#### Hit By Pitch

3	Five times
---	------------

### PITCHING

#### Innings

9.2	Zack Brown	4/22/2016	Arkansas
-----	------------	-----------	----------

#### Strikeouts

13	Zack Thompson (L)	3/29/2019	Georgia
13	Sean Hjelle (R)	2/23/2018	Oakland
13	Alex Meyer (R)	3/12/2011	Niagara
13	Alex Meyer (R)	2/20/2011	Miami (OH)
12	Mason Hazelwood (L)	3/13/2021	Georgia St.
12	Dustin Beggs (R)	5/2/2015	Vanderbilt
12	Corey Littrell (L)	3/31/2013	Georgia
12	Jerad Grundy (L)	3/2/2013	Akron

#### Walks Issued

9	Zach Haake	3/31/2018	at Alabama
---	------------	-----------	------------

#### Hits Allowed

15	Jerad Grundy	3/31/2013	Georgia
15	Aaron Tennyson	4/28/2006	Vanderbilt
14	Dustin Beggs	5/13/2016	Ole Miss

#### Runs Allowed

11	Grant Macciocchi	3/16/2019	at LSU
11	Justin Lewis	3/17/2018	at Arkansas

#### Most Hit Batters

4	Six times
---	-----------

#### Most Errors

3	Six times
---	-----------

### TEAM

#### Runs Scored

27	vs. UT-Martin	3/10/2007
26	vs. Ball State	3/8/2014
24	vs. Ball State	3/7/2014
22	at Mississippi State	4/19/2009
21	Five times	

#### At-Bats

77	vs. Kent State (NCAA)	6/1/2012
----	-----------------------	----------

#### Hits

24	vs. Dayton	4/4/2012
22	at Missouri	4/14/2022

#### Doubles

8	vs. Tennessee-Martin	3/10/2007
8	vs. Georgia	5/25/2006

#### Triples

3	at Furman	2/17/2007
---	-----------	-----------

#### Home Runs

7	Three times
---	-------------

#### Walks

15	vs. Tennessee-Martin	3/10/2007
----	----------------------	-----------

#### Hit By Pitch

10	vs. Monmouth	3/6/2010
----	--------------	----------

#### Stolen Bases

8	at Auburn	4/2/2010
7	vs. Mississippi State	3/18/2023

#### Runs Allowed

20	at Indiana	3/15/2022
19	at Florida	5/21/2011
19	at Texas Tech	4/16/2019

#### Strikeouts

26	vs. Kent State (NCAA)	6/1/2012
----	-----------------------	----------

#### Strikeouts (9 inning game)

19	vs. Georgia State	3/13/2021
----	-------------------	-----------

#### Walks Allowed

13	Three times
----	-------------

#### Home Runs Allowed

7	vs. Tennessee Tech	4/22/2014
---	--------------------	-----------

#### Errors

6	vs. Murray State	3/15/2010
---	------------------	-----------





53 ALL-AMERICANS | 109 ALL-SEC | 48 MLB PLAYERS | 171 MLB DRAFT PICKS | 8 GOLD GLOVE WINNERS

## SINGLE-GAME RECORDS, PLAYER (MINGIONE ERA)

### RUNS SCORED

5	Chase Estep	vs. Georgia	3/27/22
	Ryan Johnson	at Western Kentucky	4/23/19
4	Eight times		

### HITS

5	Jase Felker	vs. Georgia	3/27/22
	Riley Mahan	vs. LSU	4/21/17
4	Many times		

### RBI

8	Luke Becker	vs. Miami (Ohio)	3/12/17
7	<b>DEVIN BURKES</b>	vs. <b>WRIGHT STATE</b>	<b>2/26/23</b>
6	<b>HUNTER GILLIAM</b>	vs. <b>XAVIER</b>	<b>4/18/23</b>
	Ryan Ritter	at Louisville	4/6/21
	Breydon Daniel	vs. Western Kentucky	3/10/20

### DOUBLES

3	<b>DEVIN BURKES</b>	vs. <b>WRIGHT STATE</b>	<b>2/26/23</b>
	Alex Rodriguez	at Western Carolina	4/11/18
	Troy Squires	vs. Eastern Kentucky	3/6/18
	Tristan Pompey	vs. Evansville	2/18/18

### HOME RUNS

3	T.J. Collett	vs. Alabama	4/25/21
	Ryan Johnson	at Western Kentucky	4/23/19

### TOTAL BASES

13	Ryan Johnson	at Western Kentucky	4/23/19
12	T.J. Collett	vs. Alabama	4/25/21
10	Riley Mahan	vs. Vanderbilt	4/2/17

### HIT BY PITCH

3	Matt Golda	vs. Appalachian St.	2/22/20
	Ryan Shinn	at Texas Tech	2/24/19

### STOLEN BASES

5	Jaren Shelby	vs. Eastern Kentucky	2/26/19
3	Six times		

### HITS ALLOWED

13	Justin Lewis	at Arkansas	3/17/18
12	Cole Stupp	vs. LSU	4/9/21
11	Jimmy Ramsey	at Florida	4/26/19
	Sean Hjelle	vs. LSU	5/25/17
	Sean Hjelle	at North Carolina	2/17/17

### RUNS ALLOWED

11	Grant Macciocchi	at LSU	3/16/18
	Justin Lewis	at Arkansas	3/17/18
10	Zach Haake	vs. South Carolina	4/7/18
	Sean Hjelle	vs. LSU	5/25/17
9	Sean Hjelle	vs. St. Joseph's	2/24/17

### STRIKEOUTS

13	Zack Thompson	vs. Georgia	3/29/19
	Sean Hjelle	vs. Oakland	2/23/18
12	<b>ZACK LEE</b>	vs. <b>SOUTH CAROLINA</b>	<b>5/7/23</b>
	Mason Hazelwood	vs. Georgia State	3/13/21

### HOME RUNS ALLOWED

4	Justin Lewis	at Arkansas	3/17/18
	Zach Logue	at Missouri	4/15/17
3	Seven times		

### MISC. RECORD/STREAKS

**MOST RUNS IN AN INNING: 14, AT SOUTHERN ILLINOIS, 2023**

**OVERALL WINNING STREAK: 17 (2023)**

**SINGLE-SEASON WINNING STREAK: 17 (2023)**

**SEC WINNING STREAK: 5 (2023)**

Overall Losing Streak: Five (2021)

SEC Losing Streak: 11 from 2018-19

**HOME WINNING STREAK: 16 IN 2023**

Home Losing Streak: 6 in 2019

**ROAD WINNING STREAK: 7 IN 2023**

Road Losing Streak: 7 in 2019



53 ALL-AMERICANS | 109 ALL-SEC | 48 MLB PLAYERS | 171 MLB DRAFT PICKS | 8 GOLD GLOVE WINNERS

## SINGLE-SEASON RECORDS, PLAYER (MINGIONE ERA)

\*Note: 2020 Covid-shortened season not included;  
Min. 1 AB/Game; 25 innings pitched

### BATTING AVERAGE

.373	Evan White	2017
.361	Tristan Pompey	2017
.352	Kole Cottam	2018
	Zach Reks	2017
.349	Ryan Johnson	2019

### SLUGGING PERCENTAGE

.691	Luke Heyer	2018
.667	Kole Cottam	2018
.637	Evan White	2017
.618	Riley Mahan	2017
.607	T.J. Collett	2021

### ON-BASE PERCENTAGE

.464	Tristan Pompey	2017
.461	Zach Reks	2017
.453	Evan White	2017
.448	Tristan Pompey	2018
.440	Luke Heyer	2018

### RUNS SCORED

70	Tristan Pompey	2017
<b>63</b>	<b>JACKSON GRAY</b>	<b>2023</b>
58	Riley Mahan	2017
57	Chase Estep	2022
54	Kole Cottam	2018
50	Marcus Carson	2017

### HITS

96	Tristan Pompey	2017
88	Riley Mahan	2017
86	Zach Reks	2017
79	Evan White	2017
77	Kole Cottam	2018

### DOUBLES

24	Evan White	2017
23	Riley Mahan	2017
20	Tristan Pompey	2018
18	Tristan Pompey	2017
17	Chase Estep	2022
	Ryan Shinn	2019
	Luke Heyer	2018

### TRIPLES

<b>6</b>	<b>JACKSON GRAY</b>	<b>2023</b>
<b>3</b>	<b>JASE FELKER</b>	<b>2023</b>
	Marcus Carson	2017
	Riley Mahan	2017

### HOME RUNS

19	Kole Cottam	2018
18	Luke Heyer	2018
16	T.J. Collett	2021
15	Riley Mahan	2017
13	Three times	

### RBI

67	Riley Mahan	2017
<b>63</b>	<b>HUNTER GILLIAM</b>	<b>2023</b>
57	Luke Heyer	2018
51	Kole Cottam	2018
	Troy Squires	2018

### WALKS

46	Tristan Pompey	2017
42	Zach Reks	2017
40	Chase Estep	2022
39	Trey Dawson	2018
	<b>EMILIEN PITRE</b>	<b>2023</b>
<b>38</b>	<b>JACKSON GRAY</b>	<b>2023</b>

### STOLEN BASES

22	Austin Schultz	2021
<b>19</b>	<b>JACKSON GRAY</b>	<b>2023</b>
	<b>JASE FELKER</b>	<b>2023</b>
<b>18</b>	<b>EMILIEN PITRE</b>	<b>2023</b>
17	Breydon Daniel	2019

### LOWEST ERA

0.93	Darren Williams (29.0 IP)	2022
1.59	Tyler Guilfoil (51.0 IP)	2022
1.95	Logan Salow (55.1 IP)	2017
2.13	Mason Hazelwood (25.1 IP)	2021
2.40	Zack Thompson (90.0 IP)	2019

### LOWEST OPPONENT AVERAGE

.156	Tyler Guilfoil (51.0 IP)	2022
.164	Chris Machamer (34.0 IP)	2017
.184	Zack Thompson (90.0 IP)	2019
.187	Zack Thompson (75.2 IP)	2017

### VICTORIES

11	Sean Hjelle	2017
8	Zack Thompson	2017
7	Sean Hjelle	2018
	Justin Lewis	2018
	Zach Logue	2017

### SAVES

12	Logan Salow	2017
10	Chris Machamer	2018
6	Tyler Guilfoil	2022
	Sean Harney	2021
5	Carson Coleman	2019

### APPEARANCES

31	Logan Salow	2017
28	Daniel Harper	2019
	Cole Daniels	2019
26	Daniel Harper	2022
	Cole Ayers	2019
	Jimmy Ramsey	2018

### INNINGS PITCHED

108.2	Sean Hjelle	2017
99.1	Sean Hjelle	2018
91.0	Justin Lewis	2017
90.0	Zack Thompson	2019
87.0	Zach Logue	2017

### STRIKEOUTS

130	Zack Thompson	2019
102	Sean Hjelle	2017
96	Zack Thompson	2017
92	Justin Lewis	2018
91	Sean Hjelle	2018