



53 ALL-AMERICANS | 109 ALL-SEC | 48 MLB PLAYERS | 171 MLB DRAFT PICKS | 8 GOLD GLOVE WINNERS

## 34-13 (14-10 SEC)

### FEBRUARY

17	AT ELON	L, 2-0
18	AT ELON	W, 5-1
19	AT ELON	W, 4-0
21	EVANSVILLE	W, 6-3
24	WRIGHT STATE	W, 8-3
25	WRIGHT STATE	L, 12-9
26	WRIGHT STATE	W, 15-0
28	MOREHEAD STATE	W, 15-1

### MARCH

4	INDIANA STATE (DH-1)	W, 4-2
4	INDIANA STATE (DH-2)	W, 5-4
5	INDIANA STATE	W, 7-6
7	MURRAY STATE	W, 6-2
8	OHIO	W, 9-2
10	AT SOUTHERN ILLINOIS	W, 5-4 (10)
11	AT SOUTHERN ILLINOIS	W, 7-2
12	AT SOUTHERN ILLINOIS	W, 21-3 (7)
14	INDIANA	W, 12-2 (7)
17	RV <sup>A</sup> MISSISSIPPI STATE*	W, 5-4 (10)
18	RV <sup>A</sup> MISSISSIPPI STATE*	W, 12-3
19	RV <sup>A</sup> MISSISSIPPI STATE*	W, 17-2 (7)
21	EASTERN KENTUCKY	W, 9-3
24	AT #25% <sup>A</sup> ALABAMA*	W, 4-3 (12)
25	AT #25% <sup>A</sup> ALABAMA*	W, 9-5
26	AT #25% <sup>A</sup> ALABAMA*	L, 4-3
28	AT WESTERN KENTUCKY	W, 10-8
31	#25+ MISSOURI*	W, 12-2 (7)

### APRIL

1	#25+ MISSOURI*	W, 10-0 (8)
2	#25+ MISSOURI*	W, 3-1
4	DAYTON	W, 13-6
7	AT GEORGIA*	W, 7-4
9	AT GEORGIA* (DH-1)	L, 3-0 (7)
9	AT GEORGIA* (DH-2)	L, 6-2 (7)
11	AT #9% LOUISVILLE	PPD
13	AT #1 LSU*	L, 16-6 (8)
14	AT #1 LSU*	W, 13-10
15	AT #1 LSU*	L, 7-6
18	XAVIER	W, 13-2 (8)
21	TEXAS A&M* (DH-1)	L, 6-3
22	TEXAS A&M* (DH-2)	L, 8-7
23	TEXAS A&M*	W, 8-1
25	#21~ LOUISVILLE	L, 7-0
28	#5~ AT VANDERBILT*	L, 6-4
29	#5~ AT VANDERBILT*	L, 9-3
30	#5~ AT VANDERBILT*	L, 3-2

### MAY

5	#3~ SOUTH CAROLINA*	W, 7-3
6	#3~ SOUTH CAROLINA*	W, 14-7
7	#3~ SOUTH CAROLINA*	W, 9-2
9	TENNESSEE TECH	W, 9-2
12	AT #11! TENNESSEE*	6:30 P.M.
13	AT #11! TENNESSEE*	NOON
14	AT #11! TENNESSEE*	1 P.M.
18	FLORIDA*	6:30 P.M.
19	FLORIDA*	6:30 P.M.
20	FLORIDA*	2 P.M.
23-28	SEC TOURNAMENT	TBA

ALL TIMES EST; \*SEC GAME; +BASEBALL AMERICA; ~D1BASEBALL;

%COACHES POLL; !PERFECT GAME; ^NCBWA; ~COLLEGIATE BASEBALL



## AT THE BALLPARK

### #15 KENTUCKY vs #11 TENNESSEE

MAY 12-14 • 6:30 PM ET | NOON | 1

LINDSEY NELSON STADIUM • KNOXVILLE, TENN..



### #17 KENTUCKY WILDCATS

2023 RECORD: 34-13 (14-10 SEC)

COACH: NICK MINGIONE

OVERALL RECORD: 210-142 (.597) - 7TH YEAR

AT UK: SAME

### TENNESSEE VOLUNTEERS

2023 RECORD: 33-16 (12-12 SEC)

COACH: TONY VITELLO

OVERALL RECORD: 223-93 (.706) - 6TH YEAR

AT TENNESSEE: SAME

DATE/TIME:	MAY 12-14, 2023   6:30 P.M. ET; NOON; 1 P.M.
LOCATION (FACILITY):	KNOXVILLE, TENNESSEE (LINDSEY NELSON STADIUM)
ALL-TIME SERIES:	TENNESSEE LEADS 163-155 (94-70 IN KNOXVILLE)
LAST MEETING:	2022 - TEAMS SPLIT FOUR MEETINGS
RADIO:	UK SPORTS NETWORK; UKATHLETICS.COM / 630 AM WLAP (LOCALLY)
TV/ONLINE:	FRI./SUN. - SEC NETWORK PLUS / SAT. SEC NETWORK
LIVE STATS:	KENTUCKYSTATS.COM

## KENTUCKY TAKES FINAL SEC ROAD TRIP

- UK IS #1 IN THE RPI, #15 IN THE NCBWA POLL, #16 IN COACHES POLL, #17 IN D1 BASEBALL, #18 IN PERFECT GAME AND #19 IN BASEBALL AMERICA.
- UK HAS 24 TOP 100 WINS 16 TOP 50 WINS.
- UK HAS THE No. 1 STRENGTH OF SCHEDULE OVERALL AND No. 9 NON-CONFERENCE STRENGTH OF SCHEDULE.
- IN SEC PLAY, UK IS 43-53 ON STOLEN BASE ATTEMPTS. OPPONENTS HAVE ONLY ATTEMPTED 18.
- FOR THE FIRST TIME SINCE 2017 UK WON ITS FIRST THREE SEC SERIES.
- UK IS 9-7 VS. RANKED OPPONENTS, 4-5 VS. TOP 5.
- UK SWEEPED No. 3 SOUTH CAROLINA LAST WEEKEND, ITS FIRST SWEEP OF A TOP 5 OPPONENT SINCE 2012.
- REDSHIRT FRESHMAN TRAVIS SMITH IS THE SEC'S CO-FRESHMAN OF THE WEEK.
- SENIOR ZACK LEE IS ONE OF COLLEGIATE BASEBALL NEWS' NATIONAL PLAYERS OF THE WEEK.
- SENIOR 1B HUNTER GILLIAM RANKS 27TH NATIONALLY IN RBI WITH 60.
- UK HAS SCORED IN 345 OF 352 GAMES IN MINGIONE'S TENURE.
- MINGIONE NOW HAS 210 CAREER WINS, THIRD ON UK'S ALL-TIME LIST. HE HAS THE SECOND-HIGHEST WINNING PERCENTAGE IF ANY COACH WHO HAS SKIPPED AT LEAST 100 GAMES FOR THE WILDCATS.
- UK HAS DOMINATED THE "MIDDLE THIRD" OF GAMES THIS SEASON, OUTSCORING OPPONENTS 172-58 IN THE 5TH THROUGH 7TH INNING.
- UK PITCHERS RANK 7TH NATIONALLY IN HITS ALLOWED PER NINE INNINGS AND 15TH IN ERA.
- UK RANKS 9TH IN THE NATION IN ON-BASE PERCENTAGE, 4TH IN SACRIFICE BUNTS AND 10TH IN HBP.
- OUTFIELDER JACKSON GRAY RANKS 8TH NATIONALLY IN OBP, 11TH IN HBP WITH 20 AND HAS 17 STEALS.
- THE 20 HBP ARE THE 4TH-MOST IN A SEASON IN UK HISTORY. THE 17 STEALS ARE TIED FOR THE SECOND-MOST IN A SEASON DURING COACH MINGIONE'S TENURE.
- GRAY'S 17 STOLEN BASES ARE TIED FOR THE SECOND MOST IN A SEASON IN THE MINGIONE ERA AND HIS SIX TRIPLES THIS SEASON ARE THE MOST OVER THE SAME SPAN. HE IS TWO BEHIND UK'S ALL-TIME SINGLE-SEASON MARK.
- UK HAS THREE PLAYERS WITH 15 OR MORE STEALS THIS SEASON FOR THE FIRST TIME SINCE 1996.
- UK HAS 15 TRIPLES THIS SEASON, ITS MOST SINCE 2007 (22).
- FIRST BASEMAN HUNTER GILLIAM RECENTLY HAD A 22-GAME HIT STREAK. IT IS THE SECOND-LONGEST AT UK SINCE 2005.
- GRAY AND EMILIEN PITRE EACH BOTH HAVE TWO FOUR-HIT GAMES THIS SEASON.
- IN THE MONTH OF APRIL, GRAY RANKED 5TH IN THE SEC IN AVERAGE (.400), 6TH IN RUNS (21) & 2ND IN OBP (.566).
- GRAY HAS REACHED BASE SAFELY IN 37 OF 52 PLATE APPEARANCES.
- INFELDERS JASE FELKER (8TH) AND GRANT SMITH (13TH) EACH ARE IN THE TOP 12 NATIONALLY IN SAC BUNTS WITH FELKER'S 10 LEAD THE SEC.

## WEEKEND PROBABLES

GAME 1 - RHP TRAVIS SMITH (4-1, 3.62) vs RHP ANDREW LINDSEY (0-2, 3.11)

GAME 2 - LHP TYLER BOSMA (4-3, 5.04) vs RHP CHASE DOLLANDER (5-4, 4.24)

GAME 3 - RHP ZACK LEE (4-2, 3.54) vs RHP DREW BEAM (6-2, 3.13)



**53 ALL-AMERICANS | 109 ALL-SEC | 48 MLB PLAYERS | 171 MLB DRAFT PICKS | 8 GOLD GLOVE WINNERS**

## 2023 QUICK FACTS

### University of Kentucky

Location: ..... Lexington, Ky.  
 Founded: ..... 1865  
 Enrollment: ..... 32,710  
 Nickname: ..... Wildcats  
 Colors: ..... Blue (PMS 286) and White  
 Conference: ..... Southeastern (Eastern Division)  
 President: ..... Dr. Eli Capilouto (Alabama, 1971)  
 Faculty Representative: ..... Joseph L. Fink  
 ..... (Philadelphia College of Pharmacy and Science, 1970)

### Coaching Staff

Head Coach: ..... Nick Mingione (Embry-Riddle, 2000)  
 Career Record: ..... 210-142 (.597); 7th season  
 Record at UK: ..... Same  
 Best Time to Call: ..... Contact SID  
 Assistant Coach: ..... Dan Roszel, 4th season (North Florida, 2000)  
 Assistant Coach: ..... Will Coggin, 4th season (Mississippi State, 2010)  
 Volunteer Assistant Coach: ..... Nick Ammirati, 2nd season (Miss. State, 2013)  
 Director of Operations: ..... Brock Doud  
 Director of Communications/PR: ..... Matt May  
 ..... matt.may@uky.edu; (859) 806-7463 (cell); (859) 257-8504 (office)

### 2022 Review

Overall Record: ..... 33-26  
 Home: ..... 23-11  
 Away: ..... 7-13  
 Neutral: ..... 3-2  
 Conference Record: ..... 12-18  
 Home: ..... 8-7  
 Away: ..... 4-11  
 Conference Finish: ..... 6th-East

### History

All-Time Record (through 2022): ..... 2,015-1,905-25 (.514)  
 All-Time Conference Record: ..... 753-1,009-8 (.427)  
 All-Time Conference Tournament Record: ..... 25-39 (.391)  
 Conference Tournament Titles: ..... none  
 Conference Titles: ..... one (2006)  
 NCAA Tournament Appearances: ..... nine  
 NCAA Tournament Record: ..... 18-19 (.486)  
 Super Regional Appearances: ..... one (2017)  
 College World Series Appearances: ..... none

### Facility

Stadium: ..... Kentucky Proud Park  
 First Year: ..... 2019  
 Capacity: ..... 5,000  
 Dimensions: ..... 335-375-400-365-320  
 Record: ..... 96-46 (.676)

## 2023 PLAYER HONORS

#### DEVIN BURKES

- Co-NATIONAL PLAYER OF THE WEEK, 2/27/23 (COLLEGIATE BASEBALL)
- BUSTER POSEY COLLEGIATE CATCHER OF THE YEAR WATCH LIST
- TOP 150 THIRD-YEAR PLAYERS (PERFECT GAME)

#### MAGDIEL COTTO

- SEC PITCHER OF THE YEAR WATCH LIST (D1BASEBALL)
- TOP 100 2023 MLB DRAFT PROSPECTS (D1 BASEBALL)
- No. 102 2023 MLB DRAFT PROSPECT (BASEBALL AMERICA)
- TOP 150 JUNIORS (PERFECT GAME)

#### ALEX DEGEN

- SEC BRAD DAVIS COMMUNITY SERVICE AWARD
- SULLIVAN HUMANITARIAN AWARD, UNIVERSITY OF KENTUCKY

#### KENDAL EWELL

- USA BASEBALL GOLDEN SPIKES AWARD PRESEASON WATCH LIST
- TOP 100 IMPACT TRANSFERS (D1 BASEBALL)
- TOP 50 FOURTH-YEAR PLAYERS (PERFECT GAME)

#### HUNTER GILLIAM

- NATIONAL HITTER OF THE WEEK, 3/14/23 (NCBWA/DICK HOWSER TROPHY)
- Co-NATIONAL PLAYER OF THE WEEK, 3/13/23 (COLLEGIATE BASEBALL)
- Co-SEC PLAYER OF THE WEEK, 3/13/23

#### RYAN HAGENOW

- MIDSEASON ALL-AMERICAN, THIRD TEAM (PERFECT GAME)
- NCBWA STOPPER OF THE YEAR, MIDSEASON WATCH LIST

#### ZACK LEE

- Co-NATIONAL PLAYER OF THE WEEK, 5/8/23 (COLLEGIATE BASEBALL)

#### LOGAN MARTIN

- SEC PITCHER OF THE YEAR WATCH LIST (D1BASEBALL)

#### JAMES MCCOY

- SEC PLAYER OF THE YEAR WATCH LIST (D1BASEBALL)
- TOP 100 2023 MLB DRAFT PROSPECTS (D1 BASEBALL)
- TOP 100 SECOND-YEAR PLAYERS (PERFECT GAME)

#### GRANT SMITH

- BROOKS WALLACE SHORTSTOP OF YEAR WATCH LIST
- TOP 100 IMPACT TRANSFERS (D1 BASEBALL)

#### TRAVIS SMITH

- SEC Co-FRESHMAN OF THE WEEK, 5/8/23

#### RYAN WALDSCHMIDT

- SEC PLAYER OF THE YEAR WATCH LIST (D1BASEBALL)
- TOP 100 IMPACT TRANSFERS (D1 BASEBALL)
- TOP 100 2024 MLB DRAFT PROSPECTS (D1 BASEBALL)
- TOP 100 SECOND-YEAR PLAYERS (PERFECT GAME)



@UKBaseball



@kentuckybaseball



/UKBaseball



**Kentucky** 23

**53 ALL-AMERICANS | 109 ALL-SEC | 48 MLB PLAYERS | 171 MLB DRAFT PICKS | 8 GOLD GLOVE WINNERS**

# 2023 ROSTER

NUMERICAL ROSTER								ALPHABETICAL		
No.	Name	Pos.	B/T	Ht.	Wt.	Cl.	Hometown/Previous School			
0	Kendal Ewell	OF	R/R	6-3	205	JR	Calumet City, Ill./Eastern Kentucky	30	Aaron Blum	LHP
1	Ryder Giles	IF/RHP	R/R	6-0	180	SR	Pinehurst, N.C./East Carolina	35	Tyler Bosma	LHP
2	Jase Felker	IF/OF	S/R	6-2	180	SR	Princeton, Ky./Rend Lake College	7	Devin Burkes	C
4	Émilien Pitre	IF	L/R	5-11	185	SO	Repentigny, Quebec/Felix-Leclerc HS	8	Isaiah Byars	IF
5	Darren Williams	RHP	R/R	6-6	230	GR	Maysville, Ky./Eastern Kentucky	41	Evan Byers	LHP
6	Reuben Church	IF	R/R	6-2	235	JR	Maryville, Tenn./Maryville HS	10	Seth Chavez	RHP
7	Devin Burkes	C	R/R	6-3	205	SO	Bradenton, Fla./Villages Charter HS	6	Reuben Church	IF
8	Isaiah Byars	IF	R/R	6-1	190	SR	Stone Mountain, Ga./North Florida	23	Magdiel Cotto	LHP
9	Chase Stanke	C	L/R	6-2	210	SR	Sugar Grove, Ill./Minnesota	0	Kendal Ewell	OF
10	Seth Chavez	RHP	R/R	6-2	200	R-JR	Pinetop, Ariz./East Tennessee State	52	Austin Fawley	C/IF
11	Colby Frieda	RHP	R/R	6-3	215	SO	St. Johns, Fla./Creekside HS	2	Jase Felker	IF/OF
12	Grant Smith	IF	R/R	6-0	190	SR	Albuquerque, N.M./Univ. of Incarnate Word	11	Colby Frieda	RHP
13	James McCoy	IF/OF	S/R	6-4	210	R-FR	Dunwoody, Ga./Wesleyan HS	44	Reed Gannon	LHP
14	Hunter Gilliam	IF	R/R	6-2	220	R-SR	Farmville, Va./Longwood University	1	Ryder Giles	IF/RHP
16	Austin Strickland	RHP	R/R	6-2	205	JR	Winchester, Ohio/Archbishop Moeller HS	14	Hunter Gilliam	IF
19	Nolan McCarthy	OF	R/R	6-0	200	SO	Kalamazoo, Mich./Portage Northern HS	51	Jackson Gray	OF
20	Mason Moore	RHP	R/R	6-4	215	SO	Morehead, Ky./Rowan County Senior HS	24	Ryan Hagenow	RHP
21	Ryan Waldschmidt	OF	R/R	6-2	205	SO	Bradenton, Fla./Charleston Southern	22	Patrick Herrera	IF
22	Patrick Herrera	IF	R/R	6-2	180	SO	Mesa, Ariz./Northwestern University	40	Zach Hise	RHP
23	Magdiel Cotto	LHP	L/L	6-4	250	JR	Fort Mill, S.C./South Carolina	46	Christian Howe	RHP
24	Ryan Hagenow	RHP	R/R	6-5	210	JR	Knoxville, Tenn./Farragut HS	26	Drew Lafferty	RHP
25	Seth Logue	RHP	R/R	6-1	175	JR	Mason, Ohio/Archbishop Moeller HS	48	Zack Lee	RHP
26	Drew Lafferty	RHP	R/R	6-1	205	FR	South Park, Pa./South Park HS	25	Seth Logue	RHP
28	Hayden Smith	LHP	L/L	6-2	200	FR	Nicholasville, Ky./West Jessamine HS	36	Logan Martin	RHP
30	Aaron Blum	LHP	L/L	6-3	175	FR	Cincinnati, Ohio/St. Xavier HS	19	Nolan McCarthy	OF
33	Travis Smith	RHP	R/R	6-4	220	R-FR	Walton, Ky./Walton-Verona HS	13	James McCoy	IF/OF
34	Lukas Schramm	OF	R/R	6-3	215	FR	Apex, N.C./Pro5 Baseball Academy	20	Mason Moore	RHP
35	Tyler Bosma	LHP	L/L	6-6	240	GR	Holland, Mich./Miami (Ohio)	43	Jackson Nove	LHP
36	Logan Martin	RHP	R/R	6-1	205	SR	Cartersville, Ga.; Mayfield, Ky./Sewanee	4	Émilien Pitre	IF
40	Zach Hise	RHP	R/R	6-5	210	SO	Joliet, Ill./Missouri	34	Lukas Schramm	OF
41	Evan Byers	LHP	L/L	5-11	180	SO	Nicholasville, Ky./Lexington Christian Academy	12	Grant Smith	IF
43	Jackson Nove	LHP	L/L	6-5	215	SO	Fairfax, Iowa/Prairie HS	28	Hayden Smith	LHP
44	Reed Gannon	LHP	R/L	6-3	205	R-FR	Minooka, Ill./Minnoka Community HS	33	Travis Smith	RHP
46	Christian Howe	RHP	R/R	6-4	195	R-FR	Danville, Ky./Danville HS	9	Chase Stanke	C
48	Zack Lee	RHP	R/R	6-4	195	SR	Effingham, Ill./Effingham HS	16	Austin Strickland	RHP
51	Jackson Gray	OF	L/R	6-2	215	SR	Wheaton, Ill./Western Kentucky	21	Ryan Waldschmidt	OF
52	Austin Fawley	C/IF	R/R	6-2	190	FR	Lantana, Fla./Park Vista Community School	5	Darren Williams	RHP

## COACHING STAFF

**Head Coach:** ..... Nick Mingione #27 (Embry-Riddle, 2000)

**Career Record (all at Kentucky):** ..... 210-142 (.597); 7th season

**Assistant Coach/Pitching:** Dan Roszel, #15 (North Florida, 2000)

**Assistant Coach/Recruiting Coordinator:** Will Coggin, #17 (Mississippi State, 2010)

**Volunteer Assistant Coach:** Nick Ammirati, #45 (Mississippi State, 2013)

**Student Assistant:** Alex Degen #31

**Director of Operations:** Brock Doud

**Director of Player Development:** Jake Scott

## PRONUNCIATION GUIDE

Ammirati	Am-uh-rah-tee
Blum	Bloom
Bosma	Boz-muh
Degen	Deeg-in
Émilien Pitre	En-milly-en Pee-tray
Ewell	You'll
Colby Frieda	Cole-bee Free-duh
Gilliam	Gill-um
Hagenow	Hey-guh-now
Hise	Hice
Logue	Low-guh
Magdiel Cotto	Mag-D-el CO-toe
Mingione	Min-G-own
Nove	No-V
Roszel	Rose-L
Stanke	Stank-E






**53 ALL-AMERICANS | 109 ALL-SEC | 48 MLB PLAYERS | 171 MLB DRAFT PICKS | 8 GOLD GLOVE WINNERS**

## 2023 SOCIAL MEDIA ROSTER

NAME	TWITTER
AARON BLUM	@AARONBLUM12
TYLER BOSMA	@T_Boz4
DEVIN BURKES	@DEVIN_BURKES
ISAIAH BYARS	@BYARS_ISAIAH
EVAN BYERS	@EVAN_BYERS21
SETH CHAVEZ	N/A
REUBEN CHURCH	@REUBEN_CHURCH12
MAGDIEL COTTO	@COTTO_MAGDIEL
KENDAL EWELL	@EWELLKENDAL
AUSTIN FAWLEY	@FAWLEY_AUSTIN
JASE FELKER	@4_JASE
COLBY FRIEDA	@FRIEDACOLBY
REED GANNON	@REEDGANNON
RYDER GILES	@RYDERGILES
HUNTER GILLIAM	@CAPTGILLIAM
JACKSON GRAY	@JACKSONGRAY23
RYAN HAGENOW	@HAGENOWRYAN
PATRICK HERRERA	@PATRICKCHERRERA
ZACH HISE	@ZACHHISE24
CHRISTIAN HOWE	@CHOWE03
DREW LAFFERTY	N/A
ZACK LEE	@ZACK_LEE21
SETH LOGUE	@SLOGUE13
LOGAN MARTIN	@LTMARTIN17
NOLAN MCCARTHY	@NOLANMCCARTHY9
JAMES MCCOY	@J_MCCOY2021
MASON MOORE	@MASONMOORE_20
JACKSON NOVE	@JACKSON_NOVE
ÉMILIEN PITRE	@EMILIEN_PITRE
LUKAS SCHRAMM	@BATTERINSCHRAMM
GRANT SMITH	@GRANTSMITHNM
HAYDEN SMITH	@HAYDENSMTHT013
TRAVIS SMITH	@TRAVIS1109
CHASE STANKE	@CHASESTANKE
AUSTIN STRICKLAND	@STRICKY_A
RYAN WALDSCHMIDT	@RYANWALDY21
DARREN WILLIAMS	@DUB_WILLIAMS24

NAME	INSTAGRAM
AARON BLUM	@AARONBLUM_
TYLER BOSMA	@TBOZ4
DEVIN BURKES	@DB_GO_HARD24
ISAIAH BYARS	@ISAIAHBYARSS
EVAN BYERS	@EVAN_BYERS21
SETH CHAVEZ	@SETH7CHAVEZ
REUBEN CHURCH	@REU6EN
MAGDIEL COTTO	@MAGDIEL.COTTO
KENDAL EWELL	@KENDALEWELL
AUSTIN FAWLEY	@AUSTIN.FAWLEY
JASE FELKER	@JASEFELKER2
COLBY FRIEDA	@COLBY_FRIEDA
REED GANNON	@REEDGANNON
RYDER GILES	@RYDERGILES3
HUNTER GILLIAM	@HUNTERGILLIAM4
JACKSON GRAY	@JACKSONISGRAY
RYAN HAGENOW	@RYANHAGENOW
PATRICK HERRERA	@PATRICKHERRERA2
ZACH HISE	@ZACHHISE
CHRISTIAN HOWE	@CHOWE_02
DREW LAFFERTY	@DREW.LAFFERTY
ZACK LEE	@ZLEE48
SETH LOGUE	@SETH.LOGUE
LOGAN MARTIN	@LOGANTMARTIN_
NOLAN MCCARTHY	@NOLAN_MCCARTHY
JAMES MCCOY	@J.MCCOY13
MASON MOORE	@MASONMOORE20
JACKSON NOVE	@JACKSON.NOVE
ÉMILIEN PITRE	@EMILIEN_PITRE
LUKAS SCHRAMM	@LUKASSCHRAMM_
GRANT SMITH	@_GRANT.SMITH_
HAYDEN SMITH	@HAYDENBSMITH
TRAVIS SMITH	@TSMITH.9
CHASE STANKE	@CHASE.STANKE
AUSTIN STRICKLAND	@STRICKY_A
RYAN WALDSCHMIDT	@RYANWALDSCHMIDT
DARREN WILLIAMS	@DARREN_WILLIAMS24





RYAN

WALDSCHMIDT



DEVIN

BURKES





DARREN  
WILLIAMS



LOGAN  
MARTIN





## WEEK 13 SCHEDULE FOR KENTUCKY BASEBALL

MONDAY - 8	TUESDAY - 9	WEDNESDAY - 10	THURSDAY - 11	FRIDAY - 12	SATURDAY - 13	MOTHER'S DAY
Practice	@UK 9, Tenn. Tech 2	Off	Practice/ Travel	#15 UK at #11 Tennessee 6:30 p.m. SECN+	#15 UK at #11 Tennessee Noon SEC Network	#15 UK at #11 Tennessee 1 p.m. SECN+

## LINE DRIVES IN THE SCOREBOOK

Kentucky has made it its mission to create "chaos" on the basis by running, bunting and pressuring opponents as much as possible this season, which has manifested itself in making the Wildcats unique to prepare to play and taken advantage of personnel in the process. Although there have certainly been bunt hits that were mislabeled in stat programs, UK has 70 bunt hits or sacrifices this season.

PLAYER	BUNT HITS	SACRIFICES
Devin Burkes	0	3
Isaiah Byars	1	0
Reuben Church	0	1
Kendal Ewell	0	1
Jase Felker	5	10
Ryder Giles	0	1
Hunter Gilliam	0	3
Jackson Gray	2	5
Nolan McCarthy	2	2
James McCoy	1	1
Emilien Pitre	1	4
Grant Smith	8	9
Chase Stanke	0	2
Ryan Waldschmidt	2	6
Totals	22	48

## THE BIG INNING (30)

(*4 or more runs scored)		
OPPONENT	INNING	RUNS
Wright State	7th	5
Wright State	2nd	4
Wright State	8th	6
Morehead State	4th	8
Morehead State	7th	6
Indiana State	2nd	4
Indiana State	5th	4
Indiana State	2nd	4
Ohio	2nd	4
Southern Illinois	4th	4
Southern Illinois	1st	4
Southern Illinois	5th	14
Indiana	6th	6
Mississippi State	1st	4
Mississippi State	5th	5
Mississippi State	1st	4
Mississippi State	5th	4
Mississippi State	6th	8
Eastern Kentucky	8th	4
Western Kentucky	7th	6
Western Kentucky	8th	4
Missouri	1st	5
Missouri	1st	4
Dayton	6th	4
Dayton	7th	5
LSU	5th	5
LSU	7th	5
Xavier	1st	4
Texas A&M	7th	4
Tennessee Tech	6th	6

## QUALITY STARTS (8)

(*6 IP, 3 OR FEWER EARNED RUNS)		
DATE	PITCHER (#)	IP (H, R-ER, BB, K)
2/18	Bosma (1)	6.0 (2, 0-0, 0, 4)
2/24	Martin (1)	6.0 (4, 3-3, 2, 8)
2/26	Lee (1)	6.0 (3, 0-0, 1, 6)
3/5	Lee (2)	6.0 (6, 3-2, 0, 9)
3/10	Williams (1)	6.0 (7, 2-2, 0, 3)
4/2	Bosma (2)	6.0 (4, 0-0, 1, 6)
5/5	T. Smith (1)	6.0 (4, 1-1, 3, 5)
5/7	Lee (3)	6.2 (7, 2-2, 0, 12)

## SAVES (9)

DATE	PITCHER (#)	OPPONENT
2/18	Strickland (1)	Elon
2/21	Moore (1)	Evansville
2/24	Williams (1)	Wright State
3/4	Moore (2)	Indiana State
3/7	Moore (3)	Murray State
3/24	Hagenow (1)	Alabama
3/28	Hise (1)	WKU
4/2	Chavez (1)	Missouri
4/14	Giles (1)	LSU
5/5	Moore (4)	South Carolina

## DEREK BRYANT: HALL OF FAMER

Last November, Kentucky inducted **Derek Bryant** into the UK Athletics Hall of Fame for his standout career in the Blue and White. Bryant, a Henry Clay (Lexington) High School product, played at UK from 1970-73.

*Two-time All-SEC First Team honoree during his days at UK ... Exceptional hitter with career batting average of .369 (stats available for his last three seasons), with a career-high mark of .408 in 1971 ... First African-American baseball player at UK ... Drafted by the San Francisco Giants out of Henry Clay High School before deciding to enroll at Kentucky ... Drafted by the Oakland A's out of UK in 1973 and spent his entire professional career with the A's (1973-1981) ... Played in 39 MLB games for the Athletics during the 1979 season ... Had a successful playing and managerial career in the Mexican Professional League after his playing days, including two league titles (1995 and '96) as manager of Monterrey ... Member of the Mexican Baseball League Hall of Fame ... Continues to be an executive with Hermosillo of the Mexican Pacific League (winter league).*

The UK Athletics Hall of Fame will recognize and honor persons whose participation and contributions enriched and strengthened the University's athletic program. Criteria that will be considered includes athletic and academic accomplishments of the individual while at UK, as well as post-UK accomplishments and character.

Others inducted with baseball connections include: Sawyer Carroll and AJ Reed (2020), Collin Cowgill (2017), Andy Green (2015), Terry Shumpert (2014), Jeff Keener (2012), Jeff Abbott (2011), Jim Host (2009), Brandon







**53 ALL-AMERICANS | 109 ALL-SEC | 48 MLB PLAYERS | 171 MLB DRAFT PICKS | 8 GOLD GLOVE WINNERS**

## WILDCATS RECORD WHEN...

	2023	MINGIONE
Record .....	34-13	210-142
Home .....	24-4	145-61
Away .....	10-9	54-74
Neutral .....	0-0	8-7
SEC .....	14-10	76-95
Home .....	10-2	45-42
Road .....	4-8	31-55
Non-Conference.....	20-3	129-39
Home .....	14-2	100-19
Road .....	6-1	23-19
Neutral.....	0-0	6-1
Non-Power Five.....	19-2	114-16
Postseason .....	0-0	8-9
Day games .....	25-10	139-781
Night games.....	9-3	68-60
One-run games .....	5-4	36-26
Two-run games .....	3-2	25-26
Five+ run games.....	18-3	104-58
Extra-inning games .....	3-0	9-6
In shutouts .....	3-2	4-7
Scoring first .....	24-4	144-51
Opponent scores first.....	10-9	27-93
Scoring 10 or more runs.....	11-0	83-2
Allowing 10 or more runs .....	1-2	3-43
Scoring six runs or more.....	26-5	158-32
Scoring four runs or less .....	4-8	28-102
Allowing four runs or less.....	26-4	154-27
Hitting home run(s).....	19-4	143-78
Allowing home run(s).....	15-10	87-107
Out-hitting an opponent .....	28-3	174-31
Out-hit by opponent.....	5-10	26-109
Matching opponents hits.....	1-0	9-2
vs. LHP .....	11-10	71-41
vs. RHP .....	19-3	135-101
Leading after seventh inning .....	31-3	175-13
Trailing after seventh inning .....	3-9	20-116
Tied after the seventh inning .....	0-1	12-11
Decided in the last at bat.....	8-4	33-18
Not committing an error .....	20-8	97-41
Committing two or more errors .....	3-3	30-52
vs. Top 25 .....	9-7	58-85
vs. Top 10 .....	4-5	29-52
On Monday.....	0-0	1-0
On Tuesday.....	9-1	51-14
On Wednesday.....	1-0	15-5
On Thursday.....	0-1	5-12
On Friday.....	8-2	50-39
On Saturday.....	8-5	47-44
On Sunday.....	8-4	44-28
In February.....	6-2	38-16
In March .....	17-1	85-34
In April.....	7-10	49-54
In May .....	4-0	38-36
In June.....	0-0	4-3
In 1st Base Dugout.....	6-4	87-55
In 3rd Base Dugout .....	28-9	123-86

## UNI WATCH

HOME	
White top/White pants/Blue cap.....	7-1
Blue top/White pants/Blue cap.....	3-0
Blue top/Pinstripe pants/Blue cap.....	1-0
Blue top/White pants/Black cap.....	0-0
Blue top/White pants/Camo cap.....	1-1
Black top/White pants/Black cap.....	2-1
Black top/White pants/Blue cap.....	0-0
Black top/White pants/Blue cap.....	0-0
Black top/White pants/Camo cap.....	0-0
Black top/Pinstripe pants/Black cap.....	3-0
Creams/Blue cap.....	4-1
Pinstripes/Blue cap.....	2-0

## ROAD

Gray top/Gray pants/Blue cap.....	2-1
Gray top/Gray pants/Black cap.....	0-1
Gray top/Gray pants/Gray cap.....	2-1
Blue top/Gray pants/Blue cap.....	3-1
Blue top/Gray pants/Gray cap.....	2-0
Black top/Gray pants/Black cap.....	1-5
Black top/Gray pants/Blue cap.....	0-0

## BIGGIE BOX

One of the pillars of UK's offense is working its game goals in search of the big inning - "Biggie Box" - which is defined as any inning where the Cats put four or more runs on the scoreboard. The approach has been so effective the lineup has opened its "Biggie Box" 175 times since Mingione took over (37 in 2017, 31 in 2018, 20 in 2019, 19 in 2021, 28 in 2022, 30 in 2023) and recorded 11 such innings in just 17 games during the pandemic-shortened 2020 season. The Cats also are 158-32 under Mingione when scoring six or more runs, including 26-5 this season. (See box on page eight for Biggie Box innings)

## YOU GET A ROS(ZEL)

Kentucky's pitching staff has benefitted greatly from the work of Dan Roszel, who has spent the majority of his coaching career at East Carolina and Kentucky. He also helped develop Boston star lefty Chris Sale. Since arriving at UK prior to the 2020 season his pitching staff has had a struck out 10 batters per nine innings. In 2022, the unit set the school record for strikeouts in a season with 593.

Roszel has a lengthy track record of producing big leaguers and saw three of his former players at Florida Gulf Coast, including Sale and MLBERS Richard Bleier and Casey Coleman, inducted into the school's athletics Hall of Fame in the past two years.

## CATS IN SEC WEEKLY HONORS

Although the strength of our TEAM is our TEAM, the Cats have had standout individual performances that have caught the attention of observers across the country and in the SEC offices. Since the beginning of the 2017 season, UK players have been named SEC Player, Pitcher or Newcomer of the Week **21** times, third most for any school in the conference.

TEAM	HONORS
Vanderbilt	24
LSU	23
<b>KENTUCKY</b>	<b>21</b>
Arkansas/Florida	20
Ole Miss	20
Georgia	18
Miss. State/So. Car./Tenn.	16
Auburn	14
Texas A&M	12
Missouri	8
Alabama	4

## ON THE HUNT

Grad transfer Hunter Gilliam has been just what Kentucky needed both on and off the diamond. He's claimed national and conference honors for his play while blistering the baseball and delivering defense that has invoked memories of Gold Glover Evan White. Gilliam has earned the nickname "Captain" and immediately became a locker room leader with his affable personality and unselfish nature. He also has etched his name in the school record books with a 22-game hit streak that ranks as the second-longest since 2005 behind Gunnar McNeill's 23-game streak in 2016.

## OUI, OUI

Sophomore infielder Emilien Pitre has been a revelation for the Cats, batting .366 with nearly double the amount of walks to strikeouts and double-digit stolen bases. Credit the coaching staff for discovering the Canadian and earning his commitment to UK as a 130-pound high schooler who barely spoke English outside of his native French. He has quickly assimilated to the culture and language of college baseball.



**53 ALL-AMERICANS | 109 ALL-SEC | 48 MLB PLAYERS | 171 MLB DRAFT PICKS | 8 GOLD GLOVE WINNERS**

## 2023 SPLITS

	G	AVG.	R	H	2B	3B	HR	RBI	BB	K	SB
<b>OVERALL</b>	47	.299	359	454	85	15	33	321	260	398	77
<b>SEC</b>	24	.282	167	216	37	7	17	146	123	195	43
<b>NON-SEC</b>	23	.317	192	238	48	8	16	175	137	303	34
<b>HOME</b>	28	.329	248	294	60	13	25	224	168	226	53
<b>AWAY</b>	19	.257	111	160	25	2	8	97	92	172	24
<b>NEUTRAL</b>	0	-	-	-	-	-	-	-	-	-	-
<b>DAY</b>	35	.301	263	340	68	12	24	233	192	277	54
<b>NIGHT</b>	12	.295	96	114	17	3	9	88	68	121	23
<b>WINS</b>	34	.329	314	369	69	15	28	279	208	285	66
<b>LOSSES</b>	13	.216	45	85	16	0	5	42	52	113	11
<b>FEBRUARY</b>	8	.325	63	87	21	2	5	59	43	71	13
<b>MARCH</b>	17	.294	146	165	31	7	14	126	99	162	33
<b>APRIL</b>	17	.267	100	140	23	2	7	89	86	130	21
<b>MAY</b>	4	.381	39	51	8	3	5	35	24	28	7

## ACTION JACKSON

Senior outfielder Jackson Gray has quietly been one of the best players in the country this season, particularly since the calendar flipped to April. He ranks in the top three players in a talent-laden Southeastern Conference in four offensive categories, is amongst the national leaders in hit by pitch, reaches base nearly 55 percent of the time and had reached safely in 39 of his past 57 plate appearances, all while playing a Gold Glove centerfield.



## SKENED

Although the Wildcats were unable to outscore No. 1 LSU in their series opener, UK did the most effective job against projected top three MLB Draft prospect Paul Skenes as any offense has this season. The top pitcher in college baseball has been a dominating force but the Cats scored the most runs and generated the most hits any team has against him at the time.

## #EVERYTHINGSCHOOL

Under the direction of athletics director Mitch Barnhart, UK has greatly enhanced its athletic profile across the entire department since his arrival. In recent years, volleyball and rifle each have won a national championship, football has had a pair of 10-win seasons and Citrus Bowl championships, men's tennis finished national runner-up (tennis won the 2023 SEC Tournament as well), men's soccer completed an undefeated regular season and No. 1 overall seed in NCAA Tournament, baseball reached first-ever Super Regional, softball advanced to the WCWS, women's swimming won the Southeastern Conference title, track and field and gymnastics (2023 NCAA Final Four) each cemented their status as elite programs on the national scene, and women's basketball won the SEC Tournament for the first time. That's not to mention the continued excellence of men's basketball and cheerleading, all of which culminated in a school-record ninth place finish in the Director's Cup standings for 2021-22.

## SMARTY CATS

Kentucky has consistently been excellent in the classroom with a grade point average over 3.0 every single semester Coach Mingione has been in Lexington but it also extends to rocking a cap and gown, as 12 student-athletes have earned college diplomas.

## MULTI-HIT GAMES AT UK

PLAYER	2023	CAREER
ISAIAH BYARS	1	1
DEVIN BURKES	13	14
REUBEN CHURCH	4	17
KENDAL EWELL	2	2
JASE FELKER	15	18
HUNTER GILLIAM	15	15
JACKSON GRAY	17	17
NOLAN MCCARTHY	6	7
JAMES MCCOY	5	5
EMILIEN PITRE	16	16
GRANT SMITH	12	12
CHASE STANKE	1	1
RYAN WALDSCHMIDT	9	9

## MULTI-RBI GAMES AT UK

PLAYER	2023	CAREER
DEVIN BURKES	8	9
REUBEN CHURCH	4	10
JASE FELKER	7	7
HUNTER GILLIAM	17	17
JACKSON GRAY	8	8
NOLAN MCCARTHY	4	6
JAMES MCCOY	6	6
EMILIEN PITRE	13	13
GRANT SMITH	5	5
CHASE STANKE	3	3
RYAN WALDSCHMIDT	10	10

## CURRENT HIT/REACH BASE STREAKS

(listed alphabetically; \*career)

PLAYER	LONGEST*	CURRENT	REACH SAFE
BURKES	8	3	3
BYARS	1	-	1
CHURCH	10	2	2
EWELL	1	1	1
FELKER	9	5	14
GILLIAM	22	7	7
GRAY	11	4	16
HERRERA	1	1	1
MCCARTHY	10	-	-
MCCOY	7	4	6
PITRE	10	3	7
G. SMITH	9	1	1
STANKE	3	2	3
WALDSCHMIDT	6	4	7





## THIEVES OF THE INDUSTRY

- In seven years under coach Nick Mingione the Wildcats have swiped 466 bases in 610 attempts, a success rate of 76.4 percent.
- In 2022, UK stole more than 80 bases for the second time in Mingione’s tenure.
- In 2021, the Cats stole 78 bases in 86 attempts. It was the highest success rate (90.7) of any Division I-A team with 50+ stolen bases.
- The Cats were successful on their first 33 stolen base attempts last season, the most consecutive steals to open a season in school history and longest streak in D-I in 2021.
- Transfer Ryan Waldschmidt (left) stole 18 bases in 2022 as a freshman. In total, incoming transfers stole 76 bases in 97 attempts last season (.789)
- In their careers, UK’s eight incoming transfers are 90-of-116 (.784) on stolen bases.

Kentucky has stolen at least 53 bases in each of the six full seasons Mingione has been head coach and twice had more than 80.

YEAR	SB/ATT
2017	63-95
2018	58-84
2019	85-116
2020	25-34
2021	78-86
2022	81-92
2023	77-101
Total	466-610







53 ALL-AMERICANS | 109 ALL-SEC | 48 MLB PLAYERS | 171 MLB DRAFT PICKS | 8 GOLD GLOVE WINNERS

## TRACKING KENTUCKY'S EXTRA-BASE HITS

Player	Doubles 2023 (career)	Triples 2023 (career)	Home Runs 2023 (career)	Totals 2023 (career)
DEVIN BURKES	11 (15)	1 (1)	4 (7)	16 (23)
ISAIAH BYARS	1 (15)	0 (4)	0 (8)	0 (26)
REUBEN CHURCH	2 (16)	0 (2)	2 (4)	4 (22)
KENDAL EWELL	1 (22)	0 (3)	0 (21)	1 (46)
JASE FELKER	3 (8)	3 (3)	0 (0)	6 (11)
RYDER GILES	0 (12)	0 (0)	0 (3)	0 (15)
HUNTER GILLIAM	9 (37)	1 (10)	10 (30)	17 (74)
JACKSON GRAY	13 (32)	6 (10)	4 (18)	22 (59)
PATRICK HERRERA	0 (8)	0 (1)	0 (2)	0 (11)
NOLAN MCCARTHY	7 (8)	1 (1)	1 (2)	9 (11)
JAMES MCCOY	5 (5)	1 (1)	4 (4)	10 (10)
EMILIEN PITRE	13 (13)	1 (1)	1 (1)	15 (15)
GRANT SMITH	5 (26)	0 (4)	3 (19)	6 (47)
CHASE STANKE	2 (24)	0 (1)	1 (16)	3 (41)
RYAN WALDSCHMIDT	13 (19)	1 (3)	3 (12)	17 (34)
<b>TOTALS</b>	<b>85 (260)</b>	<b>15 (45)</b>	<b>33 (147)</b>	<b>133 (452)</b>

(\*NOTE: STATS ARE FOR ENTIRE CAREER AT D-I LEVEL; 2023 IS FIRST SEASON AT KENTUCKY)

### DARK MODE

Kentucky remained on the cutting edge of fashion this season, unveiling a new black uniform to replace the previous, aging version. The new look has a script "Kentucky" in blue across the chest and was designed by equipment coordinator Jeff Poole.

Kentucky also upgraded the existing protective padding throughout the playing field from blue to black, a striking new look for Kentucky Proud Park.



### BLANTON NAMED SEC LEGEND

Joe Blanton, who is one of the most accomplished pitchers in Kentucky baseball history, has been named to the 2023 class on the Southeastern Conference Baseball Legends presented by T-Mobile.

Blanton pitched in 55 games during his Kentucky career from 2000-02. During his junior season, Blanton tallied five wins with 133 strikeouts in 100 innings. After his 2002 season, Blanton became the second Wildcat player all-time to be selected in the first round of the MLB Draft, as the Oakland Athletics nabbed him with the 24th overall pick.

During the summer of 2022, fans were tasked with creating All-Kentucky Baseball dream team from the Nick Mingione era, which spanned 2017 through the 2021 campaign. Their votes on social media created a squad with eight all-americans, six major leaguers and a Southeastern Conference Pitcher of the Year, as well as a pair of Rawlings Gold Glove winners.

The team includes:

C - Kole Cottam  
 1B - Evan White\*  
 2B - Riley Mahan  
 SS - Ryan Ritter  
 3B - Chase Estep  
 OF - Tristan Pompey  
 OF - Zach Reks\*  
 OF - John Rhodes  
 DH - T.J. Collett  
 SP - Sean Hjelle\*  
 SP - Zach Logue\*  
 SP - Zack Thompson\*  
 P - Sean Harney  
 RP - Tyler Guilfoil  
 RP - Zach Pop\*  
 RP - Logan Salow  
 \*Have reached MLB

### STATISTICALLY SPEAKING

A number of Kentucky players logged interesting individual statistics in 2022 or throughout their career:

- **Devin Burkes** - Had 16.85 runs created per 9 innings in 2022
- **Seth Chavez** - Owns a career 17.1 K/9 rate
- **Reuben Church** - Hit safely in first 10 collegiate games
- **Kendal Ewell** - Career .997 OPS
- **Ryder Giles** - Has walked less than two batters per 9 innings in career
- **Jackson Nove** - Has struck out 14.5 batters per 9 innings in career
- **Grant Smith** - Has started all 162 games of his collegiate career
- **Ryan Waldschmidt** - Has more walks than strikeouts in career



## IN THE MIDDLE

There are teams that start fast and those that close with a flourish but this Kentucky team has made its hay in the middle. UK has outscored its opponents by more than 100 runs (172-58) in the “middle third” of games, defined as the fifth, sixth and seventh innings.

## ALL GAS, NO BREAKS

Kentucky's success this season is not smoke and mirrors, as it has played the nation's most difficult schedule (according to the NCAA RPI) and a Top 10 non-conference slate. In addition to the typical ferocity of the Southeastern Conference, Kentucky swept Indiana State, the runaway best team in the Missouri Valley Conference and potential regional host, swept a road series at Southern Illinois and won series against potential NCAA team Elon (on the road) and perennial Mid-American Conference contender Wright State. UK also run-ruled an Indiana club that has spent time in the Top 25 and may win the Big Ten.

KENTUCKY HEAD COACH NICK MINGIONE HAS WON 210 CAREER GAMES AT THE SCHOOL. HE CURRENTLY RANKS THIRD ON THE ALL-TIME WINS LIST AND HAS THE SECOND-HIGHEST WINNING PERCENTAGE OF ANY COACH WHO SPENT AT LEAST 100 GAMES AT THE SCHOOL.

COACH	VICTORIES	PCT.	SEASONS
KEITH MADISON (1979-2003)	735	.535	25
GARY HENDERSON (2009-16)	258	.564	8
NICK MINGIONE (2017-)	210	.597	7
JOHN COHEN (2004-08)	175	.610	5
HARRY LANCASTER (1947, 1951-65)	163	.500	16

## 100 CAREER COLLEGIATE HITS

Kentucky entered the 2023 season with four players - all transfers - having already accomplished the impressive feat of 100 or more hits in their career. Jackson Gray joined them on Feb. 25, Chase Stanke on Mar. 14 and one other on the verge of reaching that mark.

HUNTER GILLIAM - 215
GRANT SMITH - 172
JACKSON GRAY - 154
KENDAL EWELL - 139
ISAIAH BYARS - 105
CHASE STANKE - 107
RYDER GILES - 98

## ON THE CAREER CHARTS

Several players are among active SEC leaders:  
(as of May 2)

### Games Played

Player	SEC Rank	Total
Leader		237
Hunter Gilliam	7th	208

### Hits

Player	Rank	Total
Leader		253
Hunter Gilliam	8th	215

### Stolen Bases

Player	Rank	Total
Leader		124
Jackson Gray	5th	35
Ryan Waldschmidt	7th	31

### Triples

Player	Rank	Total
Leader		18
Hunter Gilliam	2nd	10
Jackson Gray	2nd	10

### RBI

Player	Rank	Total
Leader		177
Hunter Gilliam	4th	164

### PITCHING Strikeouts

Player	Rank	Total
Leader		265
Darren Williams	4th	258

### Innings Pitched

Player	Rank	Total
Leader		239.1
Darren Williams	1st	239.1
Tyler Bosma	3rd	206.0

### ON NCAA CAREER ACTIVE CHARTS (top 20)

Player	Stat	Rank	Total
Ryder Giles	SAC bunts	2nd	35
Darren Williams	Strikeouts	15th	258
Hunter Gilliam	RBI	16th	164



**53 ALL-AMERICANS | 109 ALL-SEC | 48 MLB PLAYERS | 171 MLB DRAFT PICKS | 8 GOLD GLOVE WINNERS**

## 2023 HOME RUN TRACKER

### HOME RUN BREAKDOWN

#### BY LOCATION

AT HOME	25
ON ROAD	8
NEUTRAL	0

#### BY PITCHER

VS. RIGHT	24
VS. LEFT	9

#### BY CONFERENCE

VS. SEC	17
VS. NON-SEC	16

#### BY OUTS

WITH NO OUT	9
WITH ONE OUT	16
WITH TWO OUT	8

#### BY RUNNERS ON

SOLO	9
TWO-RUN	15
THREE-RUN	8
GRAND SLAM	1

#### BY COUNT

AHEAD IN COUNT	14
EVEN IN COUNT	11
BEHIND IN COUNT	7
FULL COUNT	4
FIRST PITCH	5
TWO STRIKES	14

#### BY TIME OF DAY

(FIRST PITCH BEFORE/AFTER 6 P.M. EST)

DAY GAMES	22
NIGHT GAMES	11

NO	PLAYER (#)	OPPONENT	ON	INN.	OUT	COUNT	RHP/LHP
1	BURKES (1)	ELON	1	5	1	1-0	RHP
2	GRAY (1)	WRIGHT STATE	2	7	2	1-1	RHP
3	MCCARTHY (1)	WRIGHT STATE	0	8	0	3-2	RHP
4	BURKES (2)	WRIGHT STATE	1	1	1	3-0	LHP
5	GILLIAM (1)	WRIGHT STATE	1	8	0	3-2	LHP
6	GILLIAM (2)	INDIANA STATE	0	8	1	0-1	LHP
7	PITRE (1)	MURRAY STATE	1	1	2	0-2	LHP
8	BURKES (3)	SO. ILLINOIS	2	5	1	1-2	RHP
9	WALDSCHMIDT (1)	SO. ILLINOIS	1	5	1	3-1	RHP
10	GILLIAM (3)	INDIANA	2	6	1	1-2	RHP
11	GILLIAM (4)	MISS. STATE	2	4	1	2-1	RHP
12	MCCOY (1)	MISS. STATE	1	7	0	2-1	RHP
13	CHURCH (1)	MISS. STATE	0	4	0	0-0	RHP
14	WALDSCHMIDT (2)	MISS. STATE	1	6	0	1-2	LHP
15	GILLIAM (5)	MISS. STATE	1	6	2	2-2	RHP
16	BURKES (4)	EKU	1	7	0	3-1	RHP
17	G. SMITH (1)	ALABAMA	0	7	1	2-2	RHP
18	GRAY (2)	WKU	3	7	1	3-2	RHP
19	G. SMITH (2)	WKU	2	8	2	2-2	RHP
20	WALDSCHMIDT (3)	MISSOURI	2	1	1	3-1	RHP
21	GILLIAM (6)	MISSOURI	1	5	1	0-0	RHP
22	G. SMITH (3)	MISSOURI	0	3	1	2-1	LHP
23	STANKE (1)	LSU	1	2	1	2-0	RHP
24	GILLIAM (7)	XAVIER	2	1	0	2-2	RHP
25	GILLIAM (8)	XAVIER	1	8	0	1-0	RHP
26	CHURCH (2)	TEXAS A&M	1	6	2	1-2	LHP
27	GRAY (3)	TEXAS A&M	0	2	1	1-2	LHP
28	GRAY (4)	VANDERBILT	0	7	1	0-0	RHP
29	MCCOY (2)	SOUTH CAROLINA	0	2	2	0-0	RHP
30	GILLIAM (9)	SOUTH CAROLINA	1	5	1	0-0	RHP
31	MCCOY (2)	SOUTH CAROLINA	2	6	2	3-2	RHP
32	MCCOY (3)	SOUTH CAROLINA	1	8	2	1-1	RHP
33	GILLIAM (10)	TENNESSEE TECH	0	5	0	0-0	LHP

### HR BY POSITION

C - 4	LF - 2
1B - 10	CF - 4
2B - 1	RF - 3
SS - 2	DH - 3
3B - 0	PH - 1

### HR BY INNING

1ST - 3	6TH - 4
2ND - 2	7TH - 6
3RD - 0	8TH - 5
4TH - 2	9TH - 0
5TH - 4	10+ - 0





**53 ALL-AMERICANS | 109 ALL-SEC | 48 MLB PLAYERS | 171 MLB DRAFT PICKS | 8 GOLD GLOVE WINNERS**

## DID YOU KNOW? WILDCATS TRIVIA ...

**Aaron Blum** - Dog dad to two Golden Doodles

**Tyler Bosma** - Father, Duane, played professional basketball in Europe

**Evan Byers** - Considers himself a farmer, having purchased and raised cattle

**Seth Chavez** - Sat out the 2022 season due to Tommy John surgery

**Alex Degen** - one of two University of Kentucky students to have received UK's highest honor for humanitarian efforts — the Algernon Sydney Sullivan Award.

**Kendal Ewell** - Was a Golden Spikes Award semifinalist in 2022

**Ryder Giles** - Was recruited to East Carolina by current Kentucky assistant Dan Roszel

**Hunter Gilliam** - Was accidentally shot in the leg during hunting accident at age 13

**Ryan Hagenow** - Second-highest ranked player to arrive at UK behind former RHP Alex Meyer

**Patrick Herrera** - Has a photography hobby and has been nicknamed "Patty Pics"

**Christian Howe** - MaxPreps 2021 Small School National Player of the Year at Danville (Ky.) HS

**Seth Logue** - Brother, Zach, starred on UK's 2017 Super Regional team and now is in the big leagues

**Nolan McCarthy** - Can squat more than 500 pounds

**Mason Moore** - Has a twin sister

**Jackson Nove** - If you like butterburgers his grandparents own several Culver's restaurants

**Émilien Pitre** - French is his first language; Member of Canadian Junior National Team in 2020

**Lukas Schramm** - Is diabetic and active in raising awareness for the chronic illness

**Darren Williams** - Pitched 2.0 innings against Kentucky in 2019 while at Eastern Kentucky; In 7th season of college baseball

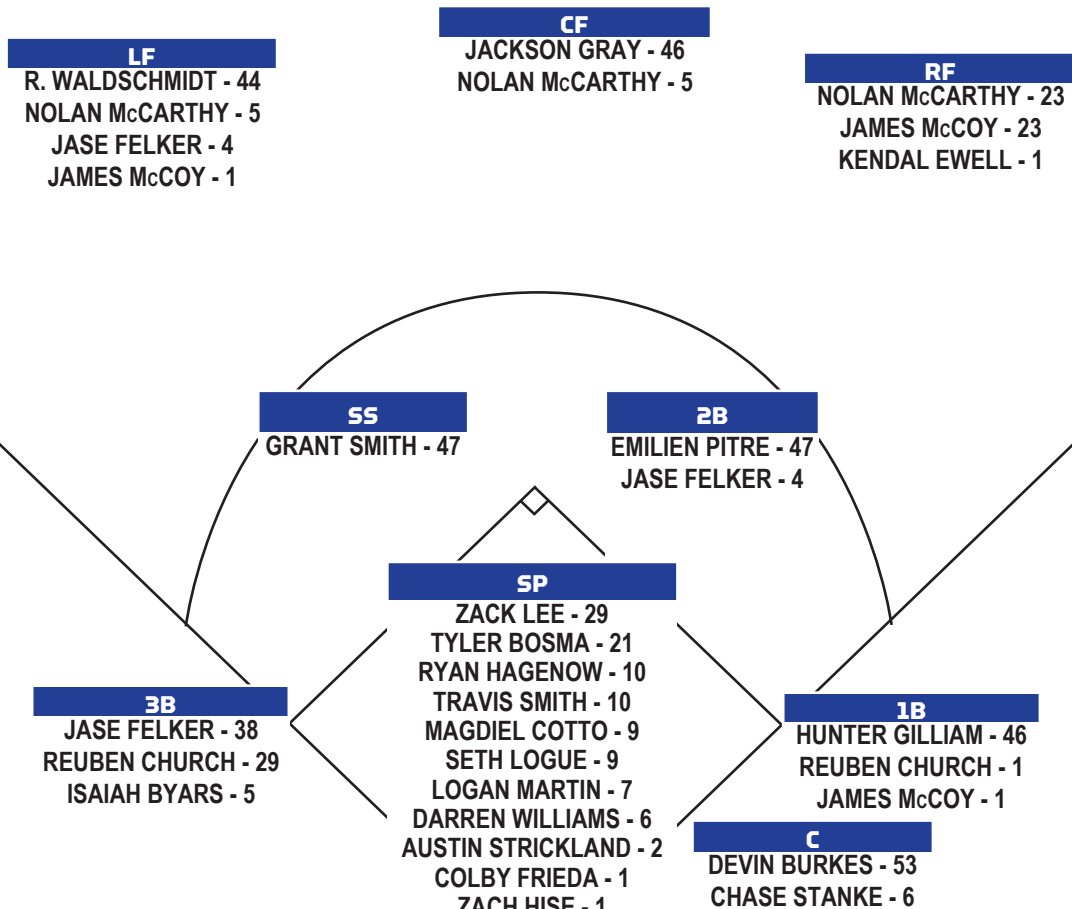
## TRACKING KENTUCKY CAREER HIGHS

PLAYER	HITS (most recent)	RBI (most recent)	RUNS (most recent)
DEVIN BURKES	4 (vs. LSU; 5/26/22)	7 (vs. WRIGHT STATE; 2/26/23)	3 (vs. MISSOURI; 4/1/23)
ISAIAH BYARS	3 (vs. EVANSVILLE; 2/21/23)	1 (AT ELON; 2/18/23)	1 (vs. WRIGHT STATE; 2/24/23)
REUBEN CHURCH	4 (vs. MOREHEAD; 2/28/23)	5 (AT AUBURN; 3/26/21)	3 (vs. MOREHEAD; 2/28/23)
KENDAL EWELL	2 (vs. MURRAY ST.; 3/7/23)	1 vs. MISSOURI; 4/1/23)	1 (vs. ECU; 3/21/23)
JASE FELKER	5 (vs. GEORGIA; 3/27/22)	3 (vs. SO. CAROLINA; 5/6/23)	3 (vs. MISSOURI; 4/1/23)
HUNTER GILLIAM	3 (vs. SO. CAROLINA; 5/7/23)	6 (vs. XAVIER; 4/18/23)	3 (vs. SO. CAROLINA; 5/7/23)
JACKSON GRAY	4 (vs. MISS. STATE; 3/19/23)	4 (vs. TEXAS A&M; 4/23/23)	3 (vs. MISS. STATE; 3/18/23)
PATRICK HERRERA	1 (AT ALABAMA; 3/26/23)	-	-
JAMES MCCOY	2 (vs. SO. CAROLINA; 5/6/23)	3 (vs. SO. CAROLINA; 5/6/23)	3 (vs. WRIGHT STATE; 2/26/23)
NOLAN MCCARTHY	3 (AT GEORGIA; 4/9/23)	5 (AT J'VILLE ST; 2/20/22)	3 (AT LSU; 4/13/23)
ÉMILIEN PITRE	4 (AT LSU; 4/13/23)	3 (AT LSU; 4/13/23)	4 (AT SIU; 3/12/23)
GRANT SMITH	2 (vs. XAVIER; 4/18/23)	3 (AT WKU; 3/28/23)	2 (vs. TENN. TECH; 5/9/23)
CHASE STANKE	3 (AT LSU; 4/14/23)	4 (AT LSU; 4/14/23)	3 (AT SIU; 3/12/23)
RYAN WALDSCHMIDT	4 (vs. INDIANA STATE; 3/5/23)	4 (vs. MISSOURI; 3/31/23)	3 (vs. SO. CAROLINA; 5/6/23)
PITCHERS	INNINGS (most recent)	STRIKEOUTS (most recent)	PITCHES (most recent)
TYLER BOSMA	6.0 (vs. MISSOURI; 4/1/23)	8 (vs. W. MICHIGAN; 2/27/22)	98 (vs. MISSOURI; 4/1/23)
EVAN BYERS	2.0 (vs. MISSOURI; 4/1/23)	3 (vs. MISSOURI; 4/1/23)	29 (vs. DAYTON; 4/26/22)
SETH CHAVEZ	1.2 (AT SIU; 3/10/23)	3 (vs. MISS. STATE; 3/17/23)	26 (AT SIU; 3/10/23)
MAGDIEL COTTO	4.0 (AT J'VILLE ST; 2/19/22)	6 (AT J'VILLE ST; 2/19/22)	87 (vs. HIGH POINT; 3/11/22)
COLBY FRIEDA	1.1 (vs. WRIGHT STATE; 2/25/23)	3 (vs. WRIGHT STATE; 2/25/23)	27 (vs. TENN. TECH; 5/9/23)
RYDER GILES	2.0 (AT LSU; 4/14/23)	2 (AT LSU; 4/14/23)	36 (AT LSU; 4/14/23)
RYAN HAGENOW	4.1 (vs. MISS. STATE; 3/18/23)	6 (vs. HIGH POINT; 3/13/22)	80 (vs. WESTERN KY.; 3/9/21)
ZACH HISE	2.0 (AT ALABAMA; 3/24/23)	2 (vs. ECU; 3/21/23)	52 (AT LSU; 4/13/23)
CHRISTIAN HOWE	2.0 (vs. TENN. TECH; 5/9/23)	4 (vs. TENN. TECH; 5/9/23)	29 (vs. TENN. TECH; 5/9/23)
ZACK LEE	7.0 (vs. ALABAMA; 4/25/21)	12 (vs. SOUTH CAROLINA; 5/7/23)	105 (vs. SOUTH CAROLINA; 5/7/23)
SETH LOGUE	7.0 (vs. MURRAY STATE; 3/8/22)	9 (W. KENTUCKY; 3/1/22)	93 (vs. MURRAY STATE; 3/8/22)
LOGAN MARTIN	6.0 (vs. WRIGHT STATE; 2/24/23)	8 (vs. WRIGHT STATE; 2/24/23)	93 (vs. WRIGHT STATE; 2/24/23)
MASON MOORE	4.1 (vs. MISS. STATE; 3/17/23)	7 (vs. MISS. STATE; 3/17/23)	67 (vs. MISS. STATE; 3/17/23)
JACKSON NOVE	3.0 (vs. MURRAY ST.; 3/7/23)	3 (vs. INDIANA; 3/14/23)	33 (AT SIU; 3/11/23)
TRAVIS SMITH	6.0 (vs. SO. CAROLINA; 5/5/23)	8 (vs. LOUISVILLE; 4/25/23)	83 (vs. SOUTH CAROLINA; 5/5/23)
AUSTIN STRICKLAND	5.0 (vs. SO. CAROLINA; 5/6/23)	7 (vs. WRIGHT STATE; 2/25/23)	72 (vs. SO. CAROLINA; 5/6/23)
DARREN WILLIAMS	6.1 (vs. OLE MISS; 4/2/22)	7 (AT ELON; 2/17/23)	102 (vs. MISS. STATE; 3/17/23)



**53 ALL-AMERICANS | 109 ALL-SEC | 48 MLB PLAYERS | 171 MLB DRAFT PICKS | 8 GOLD GLOVE WINNERS**

## GAMES STARTED AT KENTUCKY



### GAMES-GAMES STARTED (POSITION PLAYERS)

	CAREER	2023	2022	2021	2020	2019
HUNTER GILLIAM	208-199	46-46	51-51#	46-46#	14-14#	51-42#
RYDER GILES	186-158	1-0	47-29%	61-61%	15-15%	62-53%
GRANT SMITH	163-163	47-47	51-51~	49-49~	16-16~	-
CHASE STANKE	151-129	23-16	51-50+	36-35+	18-15+	23-13+
JACKSON GRAY	146-139	46-46	48-41=	52-52=	-	-
KENDAL EWELL	125-116	14-12	58-58^	47-46^	6-0^	-
ISAIAH BYARS	100-87	11-6	50-50>	32-31>	-	7-0<
RYAN WALDSCHMIDT	97-91	45-44	52-48*	-	-	-
REUBEN CHURCH	80-57	22-17	27-14	31-26	-	-
JASE FELKER	68-53	41-40	27-13	-	-	-
DEVIN BURKES	67-59	47-47	20-12	-	-	-
NOLAN MCCARTHY	57-36	36-28	21-8	-	-	-
PATRICK HERRERA	51-34	9-1	42-33@	-	-	-
ÉMILIEN PITRE	58-47	47-47	11-0	-	-	-
JAMES MCCOY	27-26	27-26	-	-	-	-

^AT ECU; %AT EAST CAROLINA; +AT MINNESOTA; #AT LONGWOOD; ~AT INCARNATE WORD; \*CHARLESTON SOUTHERN; @NORTHWESTERN; =AT WKU;  
>AT NORTH FLORIDA; <AT ALABAMA

### CATS IN THE PROS

#### MAJOR LEAGUE BASEBALL

COLLIN COWGILL - CINCINNATI REDS (COACH)  
 TREVOR GOTT - SEATTLE MARINERS  
 ANDY GREEN - CHICAGO CUBS (COACH)  
 SEAN HJELLE - SAN FRANCISCO GIANTS  
 LUKE MAILE - CINCINNATI REDS  
 JAMES PAXTON - BOSTON RED SOX  
 ZACH POP - TORONTO BLUE JAYS  
 TAYLOR ROGERS - SAN FRANCISCO GIANTS  
 ZACK THOMPSON - ST. LOUIS CARDINALS

#### MINOR LEAGUE BASEBALL

ZACK BROWN (REDS-AAA)  
 CARSON COLEMAN (YANKEES-AA)  
 KYLE CODY (RANGERS-AAA)  
 CHASE ESTEP (METS-A)  
 TYLER GUILFOIL (ASTROS-A)  
 ZACH HAAKE (PHILLIES)  
 SEAN HARNEY (RAYS-A)  
 DANIEL HARPER (PHILLIES-A)  
 DANIEL HARRIS IV (ROCKIES-A)  
 VINCE HARRISON - LOUISVILLE BATS (REDS-AAA, COACH)  
 HOLT JONES (MARLINS-A)  
 JUSTIN LEWIS (GUARDIANS-AA)  
 ZACH LOGUE - (TIGERS-AAA)  
 RILEY MAHAN (GIANTS-AA)  
 JOHN RHODES (ORIOLES-AA)  
 RYAN RITTER (ROCKIES-A)  
 ALONZO RUBALCABA (TIGERS-A)  
 AUSTIN SCHULTZ (TIGERS-A)  
 COLE STUPP (TIGERS)  
 EVAN WHITE - (MARINERS-AAA)

### WALK IT OFF

#### The Cats' 10 most recent traditional walk-off victories

DATE	OPPONENT	SCORE	FINAL PLAY
3/17/23	Mississippi State	5-4 (10)	Wild pitch
3/5/23	Indiana State	7-6	RBI Single
5/5/22	No. 1 Tennessee	3-2 (13)	RBI Single
3/13/22	High Point	4-3	Error
2/26/22	Western Michigan	13-12 (12)	Error
2/23/22	Bellarmine	3-2	RBI Double
3/23/21	Butler	6-5	Two-Run Double
3/20/21	Missouri	5-4	Passed Ball
3/4/20	Murray State	9-8	Solo Home Run
2/23/20	Appalachian State	8-7 (15)	RBI Walk
3/10/19	Middle Tennessee	5-4	Two-Run HR

The Cats have walked it off 18 times since Nick Mingione took over as head coach before the 2017 season, including five run rule games.

### KENTUCKY PRODUCES PROS



### MLB TRAINING GROUND

Kentucky has made its presence felt in the Major League Baseball Draft in recent years with 33 players selected during the Nick Mingione era, including 21 in 2017 and 2018, which was the most of any college program in the country over that span. In Evan White (2017) and Zack Thompson (2019) the Cats have had two first-round selections under Mingione. In the last six drafts:

- 19 Wildcats were selected in the first 10 rounds.
- Eight were selected in the first five rounds, including first-rounders Evan White (2017) and Zack Thompson (2019).
- The 13 picks in 2018 are the second-most for any school in a single draft since 2006 and tied for an SEC record with Texas A&M (2016) and national champion Vanderbilt (2019).
- The 20 underclassmen drafted during that span earned \$12.663 million in signing bonus money, an average of \$633,125 per player.
- All but one draftee was selected higher than previously selected.
- 23 of the draftees had not previously been drafted.
- White was named a 2020 AL Gold Glove winner, the first rookie first baseman in either league to win the award since its inception in 1957.
- Along with White having already made his MLB debut, Zach Pop made the Miami Marlins 2021 opening day roster, while three more Zachs - Logue, Reks and Thompson each have reached The Show. Pitcher Sean Hjelle (SF Giants) was called up and debuted in May 2022.
- Only Florida (10) has had more alumni reach the big leagues since beginning of 2020 season than UK (8).






20

UNDERCLASSMEN  
DRAFTED  
DURING COACH MINGIONE'S TENURE

TOTAL SIGNING BONUS

\$12.663  
MILLION

AVERAGE  
PER PLAYER

\$633,125

#WEAREUK | #MLBTRAININGGROUND





**53 ALL-AMERICANS | 109 ALL-SEC | 48 MLB PLAYERS | 171 MLB DRAFT PICKS | 8 GOLD GLOVE WINNERS**  
**2022 MLB DRAFT**

Kentucky saw six players selected in the 2022 Major League Baseball Draft and one other player sign a free agent contract with a professional organization. It was the most Wildcats drafted since 2018 when a record 13 were selected.

Round	Player	Organization
4	Ryan Ritter (SS)	Colorado
8	Tyler Guilfoil (RHP)	Houston
8	Sean Harney (RHP)	Tampa Bay
9	Chase Estep (IF)	NY Mets
12	Cole Stupp (RHP)	Detroit
17	Daniel Harper (RHP)	Philadelphia

Alonzo Rubalcaba signed a deal with Detroit, Danny Harris IV recently signed with Colorado and two high school signees also were drafted and signed.



## "THE HOOK"

One of the personal touches to the Wildcats' home, Kentucky Proud Park, is "The Hook," which is the name of the visting bullpen just beyond the right field wall. The name is a tribute to former UK pitcher Jonathan Hooker, who pitched for the Cats from 1998-2001, and died in the plane crash of Comair Flight 5191 on Aug. 27, 2006 in Lexington.

Hooker and his wife, Scarlett Parsley, were married the night before and were on the early-morning flight headed to their honeymoon when the pilots attempted to take off from the wrong runway and crashed into a neighboring field. Forty-nine of the 50 people on board were killed, including both Hooker and Parsley.

The London, Ky. native was a beloved teammate and member of UK Baseball and his family were honored on Mar. 29, 2019 during an in-game ceremony to officially unveil "The Hook," which features a sign and memorial to the former Wildcat.



## RANKINGS

### OPPONENTS IN THE POLLS

TEAM	BA	D1	USA	PG	BWA
ALABAMA	-	-	RV	-	28
ELON	-	-	-	-	RV
FLORIDA	7	7	5	6	5
GEORGIA	-	-	-	-	RV
INDIANA	-	-	RV	-	RV
INDIANA STATE	-	-	T25	19	30
LOUISVILLE	-	-	RV	-	RV
LSU	2	2	1	2	2
SOUTH CAROLINA	6	6	7	5	7
TENNESSEE	-	23	20	11	19
TEXAS A&M	-	-	RV	-	RV
VANDERBILT	3	5	4	12	6
XAVIER	-	-	-	-	RV

### KENTUCKY WEEK-BY-WEEK IN THE NATIONAL POLLS

TEAM	BA	D1	USA	PG	BWA
PRESEASON	-	-	-	-	RV
WEEK 1	-	-	-	-	-
WEEK 2	-	-	-	-	RV
WEEK 3	-	-	-	-	RV
WEEK 4	-	-	RV	-	RV
WEEK 5	25	23	22	-	24
WEEK 6	18	18	17	20	16
WEEK 7	10	10	10	11	9
WEEK 8	12	12	11	13	11
WEEK 9	12	13	11	11	12
WEEK 10	15	15	11	14	13
WEEK 11	-	-	21	21	23
WEEK 12	19	17	16	18	15
WEEK 13					
WEEK 14					
WEEK 15					

(BA - Baseball America; D1 - D1Baseball; USA - Coaches Poll; PG - Perfect Game; BWA - Baseball Writers)

### 2023 VS. RANKED OPPONENTS

TEAM	RANK	RECORD
AT ALABAMA	25+^	2-1
VS MISSOURI	25*	3-0
AT LSU	1 (UNANIMOUS)	1-2
VS LOUISVILLE	21~	0-1
AT VANDERBILT	5~	0-3
VS SOUTH CAROLINA	3%	3-0
AT TENNESSEE	11!	
<b>TOTAL</b>	<b>9-7</b>	
<b>vs. TOP 10</b>	<b>4-5</b>	

(\*NCBWA; \*Baseball America; +USA Coaches; %D1 Baseball; !Perfect Game; ~Collegiate Baseball)



**53 ALL-AMERICANS | 109 ALL-SEC | 48 MLB PLAYERS | 171 MLB DRAFT PICKS | 8 GOLD GLOVE WINNERS**

## WHEN WAS THE LAST TIME...

WON A SERIES VS. A No. 1 RANKED FOE:	vs. No. 1 TENNESSEE (2022)
WON A SERIES VS. A TOP 5 FOE:	vs. No. 3 SOUTH CAROLINA, 3-0 (MAY 5-7, 2023)
WON A SERIES VS. TEAM RANKED NO. 6-10:	vs. No. 7 GEORGIA, 2-1 (MARCH 25-27, 2022)
WON A ROAD SERIES VS. RANKED OPPONENT:	AT No. 25 ALABAMA, 2-1 (MARCH 24-26, 2023)
SWEPT A HOME SERIES (THREE OR MORE GAMES):	vs. No. 3 SOUTH CAROLINA (MAY 5-7, 2023)
SWEPT A ROAD SERIES (THREE OR MORE GAMES):	AT SOUTHERN ILLINOIS (MARCH 10-12, 2023)
DEFEATED A TOP 10 OPPONENT:	vs. No. 3 SOUTH CAROLINA, 9-2, MAY 7, 2023
RECORDED A TRIPLE PLAY:	vs. LOUISVILLE (APRIL 18, 2017; 7-2-6)
PLAYED AN EXTRA-INNING GAME:	12 INNINGS, AT ALABAMA; W, 4-3 (MARCH 26, 2023)
SCORED 20 OR MORE RUNS IN A GAME:	21, AT SOUTHERN ILLINOIS (MARCH 12, 2023)
HIT SIX HOME RUNS IN A GAME (SEE BELOW FOR 7 HR)	AT WESTERN KENTUCKY (APRIL 23, 2019; BOWLING GREEN BALLPARK)
HIT SEVEN HOME RUNS IN A GAME:	vs. ALABAMA (APRIL 25, 2020)
HIT FOUR HOME RUNS IN AN INNING:	8TH, vs. DAYTON (FEB. 21, 2016)
DREW 10 OR MORE WALKS IN A GAME:	10, AT SOUTHERN ILLINOIS (MARCH 10, 2023)
GOT HIT BY 10 OR MORE PITCHES IN A GAME:	10, vs. MONMOUTH (MARCH 6, 2010) * TIED NCAA RECORD
HIT BY THREE OR MORE PITCHES IN A GAME (PLAYER):	MATT GOLDA (3, vs. APPALACHIAN STATE, FEB. 22, 2020)
STOLE EIGHT BASES IN A GAME:	AT AUBURN (APRIL 25, 2010)
STOLE 30 OR MORE CONSECUTIVE BASES AS TEAM:	33, 2021 (OPENED THE SEASON 33-FOR-33)
TIED A GAME:	vs. LSU (MARCH 25, 2007)
LED OFF A GAME WITH A HOME RUN:	RYAN RITTER (AT INDIANA, MARCH 15, 2022)
LED OFF A GAME WITH A TRIPLE:	AUSTIN SCHULTZ (vs. EASTERN KENTUCKY, MARCH 2, 2021)
HIT A GRAND SLAM:	JACKSON GRAY (AT WESTERN KENTUCKY, MARCH 28, 2023)
HIT A WALK-OFF HOME RUN:	HUNTER GILLIAM (vs. XAVIER, 2-RUN HR, 8TH INNING, 0 OUTS, APRIL 18, 2023)
HIT AN EXTRA-INNING, GAME-WINNING HOME RUN:	DORIAN HAIRSTON (vs. SOUTH CAROLINA, MAY 8, 2016)
HIT TWO HOME RUNS IN A GAME:	HUNTER GILLIAM (vs. XAVIER, APRIL 18, 2023)
HIT TWO HOME RUNS IN AN INNING:	AJ REED (vs. ST. JOSEPH'S, FEB. 21, 2014)
HIT FIVE HOMERS IN A THREE-GAME SPAN:	AJ REED (FEB. 21-23, 2014)
HIT THREE HOME RUNS IN A GAME:	T.J. COLLETT (vs. ALABAMA, APRIL 23, 2021)
HIT A NINTH-INNING, PINCH-HIT HOMER:	RILEY MAHAN (AT LSU, MARCH 29, 2015)
HIT A HOME RUN ON HIS BIRTHDAY:	CHASE STANKE (AT LSU, APRIL 14, 2023)
HAD A TRADITIONAL WALK-OFF WIN:	vs. MISSISSIPPI STATE, 5-4, 10 INN. (MARCH 17, 2023)
HAD A WALK-OFF HIT OR WALK (NON-HR):	HUNTER GILLIAM, HOME RUN, vs. XAVIER, 13-2, 8 INNINGS (APRIL 18, 2023)
HAD A WALK-OFF GRAND SLAM:	RILEY MAHAN (vs. ALABAMA, APRIL 9, 2016)
HIT AN INSIDE THE PARK HOMER:	JAMES MCCOY (vs. SOUTH CAROLINA, MAY 5, 2023)
HOMERED IN CONSECUTIVE GAMES:	JAMES MCCOY (vs. SOUTH CAROLINA, MAY 6-7, 2023)
HOMERED IN THREE CONSECUTIVE GAMES:	JAMES MCCOY (vs. SOUTH CAROLINA, MAY 5-7, 2023)
HOMERED IN THREE CONSECUTIVE SEC GAMES:	JAMES MCCOY (vs. SOUTH CAROLINA, MAY 5-7, 2023)
HOMERED IN FOUR CONSECUTIVE GAMES:	T.J. COLLETT (vs. GEORGIA STATE, MAR. 12-14; vs. MURRAY STATE, MAR. 16, 2021)
HOMERED IN FOUR CONSECUTIVE SEC GAMES:	RILEY MAHAN (vs. GEORGIA, MAY 6-7, vs. TENNESSEE, MAY 12-13, 2017)
HOMERED IN FIVE CONSECUTIVE SEC GAMES:	AJ REED (vs. FLORIDA, APRIL 4-6, vs. MISSOURI, APRIL 11-12, 2014)
HOMERED IN CONSECUTIVE AT BATS:	JACOB PLASTIAK (vs. OLE MISS, APRIL 2, 2022)
HOMERED IN THREE CONSECUTIVE AT BATS:	T.J. COLLETT (vs. ALABAMA, APRIL 25, 2021)
HOMERED IN FIRST AT-BAT OF THE SEASON:	ORAJ ANU (AT JACKSONVILLE STATE, FEB. 18, 2022)
HOMERED FOR FIRST CAREER HIT:	NOLAN MCCARTHY (AT JACKSONVILLE STATE, FEB. 18, 2022)
HOMERED IN FIRST AT-BAT OF THEIR CAREER:	DALTON REED (AT AUSTIN PEAY, FEB. 15, 2019)
HOMERED IN FIRST HOME AT BAT OF THEIR CAREER (GS):	AJ REED (vs. BUFFALO, FEB. 24, 2012)
HOMERED IN FINAL HOME AT BAT OF THEIR CAREER (GS):	MARCUS NIDIFFER (vs. LSU, MAY 16, 2010)
HIT BACK-TO-BACK HOME RUNS (TEAM):	ORAJ ANU AND ADAM FOGEL (vs. AUBURN, MAY 25, 2022)
HIT THREE CONSECUTIVE HOME RUNS (TEAM):	LANCE RAY, BRADEN KAPTEYN AND MARCUS NIDIFFER (AT INDIANA, MAY 11, 2010)
SCORED FIVE OR MORE RUNS IN A GAME:	CHASE ESTEP (5, vs. GEORGIA, MARCH 27, 2022)
SCORED SIX OR MORE RUNS IN A GAME:	ANDY BURNS (6, vs. MISSISSIPPI STATE, APRIL 19, 2009)
REACHED BASE SAFELY IN 8+ STRAIGHT PLATE APPEARANCES:	JACKSON GRAY (11), 5 HITS, 5 WALKS, HBP (vs. TEXAS A&M, vs. LOUISVILLE, AT VANDERBILT, APRIL 23, 25 AND 28, 2023)
HAD A HIT IN SEVEN CONSECUTIVE OFFICIAL AT BATS:	RYAN SHINN (AT AUSTIN PEAY AND AT TEXAS TECH, FEB. 17-23, 2019)
HAD FIVE HITS IN A GAME:	JASE FELKER (vs. GEORGIA, MARCH 27, 2022)
HAD SIX OR MORE HITS IN A GAME:	JT RIDDLE, 6 (vs. NIAGARA, FEB. 17, 2013)
HAD FIVE RBI IN A GAME:	HUNTER GILLIAM (vs. INDIANA; MARCH 14, 2023)
HAD SIX RBI IN A GAME:	HUNTER GILLIAM (vs. XAVIER, APRIL 18, 2023)
HAD SEVEN RBI IN A GAME:	DEVIN BURKES (vs. WRIGHT STATE, FEB. 26, 2023)
HAD EIGHT RBI IN A GAME:	LUKE BECKER (vs. MIAMI, OH, MARCH 12, 2017)
HIT HOME RUNS FROM BOTH SIDES OF THE PLATE:	ORAJ ANU (vs. CINCINNATI, MARCH 3, 2020)
STOLE THREE OR MORE BASES IN A GAME:	CAM HILL (3, vs. FLORIDA, MAY 7, 2021)
STOLE FIVE OR MORE BASES IN A GAME:	JAREN SHELBY (5, vs. EASTERN KENTUCKY, FEB. 26, 2019)
WALKED FOUR OR MORE TIMES IN A GAME:	RYAN JOHNSON (vs. INDIANA, MAY 7, 2019)
STRUCK OUT 10 OR MORE IN A GAME:	ZACK LEE (12, vs. No. 3 SOUTH CAROLINA, MAY 7, 2023)
PITCHED A NINE-INNING COMPLETE GAME:	ZACK THOMPSON (AT FLORIDA, APRIL 27, 2019)
PITCHED A NINE-INNING SHUTOUT:	ZACK THOMPSON (vs. GEORGIA, MARCH 29, 2019)
PITCHED A NO-HITTER:	TOM BANNON (vs. GEORGIA STATE, MARCH 16, 1971; W, 3-1 IN 7 INNINGS; SEASON OPENER)
GOT NO-HIT:	vs. VANDERBILT (APRIL 22, 2022)







**53 ALL-AMERICANS | 109 ALL-SEC | 48 MLB PLAYERS | 171 MLB DRAFT PICKS | 8 GOLD GLOVE WINNERS**

## KENTUCKY BATTING ORDER

GAME	1	2	3	4	5	6	7	8	9
ELON	WALDSCHMIDT	McCOY	BURKES	PITRE	GILLIAM	EWELL	BYARS	McCARTHY	G. SMITH
ELON	WALDSCHMIDT	McCOY	BURKES	PITRE	GILLIAM	GRAY	STANKE	BYARS	G. SMITH
ELON	WALDSCHMIDT	McCOY	BURKES	PITRE	GILLIAM	GRAY	McCARTHY	BYARS	G. SMITH
EVANSVILLE	WALDSCHMIDT	GRAY	BURKES	PITRE	GILLIAM	McCOY	STANKE	BYARS	G. SMITH
WRIGHT STATE	WALDSCHMIDT	GRAY	BURKES	PITRE	GILLIAM	McCOY	EWELL	G. SMITH	BYARS
WRIGHT STATE	WALDSCHMIDT	McCOY	BURKES	PITRE	GILLIAM	GRAY	G. SMITH	STANKE	BYARS
WRIGHT STATE	GRAY	McCOY	BURKES	PITRE	GILLIAM	McCARTHY	FELKER	G. SMITH	CHURCH
MOREHEAD STATE	GRAY	McCOY	BURKES	PITRE	GILLIAM	McCARTHY	STANKE	CHURCH	G. SMITH
INDIANA STATE (DH-1)	GRAY	McCOY	BURKES	PITRE	GILLIAM	FELKER	WALDSCHMIDT	CHURCH	G. SMITH
INDIANA STATE (DH-2)	GRAY	McCOY	BURKES	PITRE	GILLIAM	FELKER	WALDSCHMIDT	STANKE	G. SMITH
INDIANA STATE	GRAY	FELKER	BURKES	PITRE	GILLIAM	McCOY	EWELL	WALDSCHMIDT	G. SMITH
MURRAY STATE	GRAY	FELKER	BURKES	PITRE	GILLIAM	WALDSCHMIDT	EWELL	McCARTHY	G. SMITH
OHIO	GRAY	FELKER	BURKES	PITRE	GILLIAM	WALDSCHMIDT	EWELL	McCARTHY	G. SMITH
SOUTHERN ILLINOIS	GRAY	FELKER	BURKES	PITRE	GILLIAM	WALDSCHMIDT	McCOY	McCARTHY	G. SMITH
SOUTHERN ILLINOIS	GRAY	FELKER	BURKES	PITRE	GILLIAM	WALDSCHMIDT	McCOY	McCARTHY	G. SMITH
SOUTHERN ILLINOIS	GRAY	FELKER	BURKES	PITRE	GILLIAM	WALDSCHMIDT	McCOY	CHURCH	G. SMITH
INDIANA	GRAY	FELKER	BURKES	PITRE	GILLIAM	WALDSCHMIDT	McCOY	STANKE	G. SMITH
MISSISSIPPI STATE	GRAY	FELKER	BURKES	PITRE	GILLIAM	WALDSCHMIDT	McCOY	EWELL	G. SMITH
MISSISSIPPI STATE	GRAY	FELKER	BURKES	PITRE	GILLIAM	WALDSCHMIDT	McCOY	STANKE	G. SMITH
MISSISSIPPI STATE	GRAY	FELKER	BURKES	PITRE	GILLIAM	WALDSCHMIDT	McCOY	CHURCH	G. SMITH
EASTERN KENTUCKY	GRAY	FELKER	BURKES	PITRE	WALDSCHMIDT	CHURCH	McCOY	EWELL	G. SMITH
ALABAMA	GRAY	FELKER	BURKES	PITRE	GILLIAM	WALDSCHMIDT	McCOY	EWELL	G. SMITH
ALABAMA	GRAY	FELKER	BURKES	PITRE	GILLIAM	WALDSCHMIDT	STANKE	McCARTHY	G. SMITH
ALABAMA	GRAY	FELKER	BURKES	PITRE	GILLIAM	WALDSCHMIDT	McCARTHY	HERRERA	G. SMITH
WESTERN KENTUCKY	GRAY	FELKER	BURKES	PITRE	GILLIAM	WALDSCHMIDT	STANKE	McCARTHY	G. SMITH
MISSOURI	GRAY	FELKER	BURKES	PITRE	GILLIAM	WALDSCHMIDT	McCARTHY	EWELL	G. SMITH
MISSOURI	GRAY	FELKER	BURKES	PITRE	GILLIAM	WALDSCHMIDT	EWELL	McCARTHY	G. SMITH
MISSOURI	GRAY	FELKER	BURKES	PITRE	GILLIAM	WALDSCHMIDT	McCARTHY	EWELL	G. SMITH
DAYTON	GRAY	FELKER	BURKES	PITRE	GILLIAM	WALDSCHMIDT	McCARTHY	STANKE	G. SMITH
GEORGIA	GRAY	FELKER	BURKES	PITRE	GILLIAM	WALDSCHMIDT	McCARTHY	CHURCH	G. SMITH
GEORGIA (DH-1)	GRAY	FELKER	BURKES	PITRE	GILLIAM	WALDSCHMIDT	McCARTHY	CHURCH	G. SMITH
GEORGIA (DH-2)	GRAY	FELKER	BURKES	PITRE	GILLIAM	WALDSCHMIDT	McCARTHY	CHURCH	G. SMITH
LSU	GRAY	FELKER	BURKES	PITRE	GILLIAM	WALDSCHMIDT	McCARTHY	EWELL	G. SMITH
LSU	GRAY	WALDSCHMIDT	PITRE	GILLIAM	BURKES	FELKER	McCARTHY	STANKE	G. SMITH
LSU	GRAY	WALDSCHMIDT	PITRE	GILLIAM	BURKES	FELKER	STANKE	McCARTHY	G. SMITH
XAVIER	GRAY	BURKES	PITRE	GILLIAM	FELKER	McCARTHY	STANKE	McCOY	G. SMITH
TEXAS A&M (DH-1)	GRAY	WALDSCHMIDT	PITRE	GILLIAM	FELKER	BURKES	STANKE	McCOY	G. SMITH
TEXAS A&M (DH-2)	WALDSCHMIDT	BURKES	PITRE	GILLIAM	McCARTHY	FELKER	GRAY	CHURCH	G. SMITH
TEXAS A&M	WALDSCHMIDT	GILLIAM	PITRE	BURKES	CHURCH	McCARTHY	FELKER	GRAY	G. SMITH
LOUISVILLE	GRAY	WALDSCHMIDT	PITRE	GILLIAM	CHURCH	FELKER	BURKES	McCARTHY	G. SMITH
VANDERBILT	GRAY	GILLIAM	WALDSCHMIDT	PITRE	BURKES	FELKER	CHURCH	McCARTHY	G. SMITH
VANDERBILT	GRAY	BURKES	PITRE	GILLIAM	WALDSCHMIDT	FELKER	CHURCH	McCARTHY	G. SMITH
VANDERBILT	GRAY	WALDSCHMIDT	PITRE	GILLIAM	BURKES	FELKER	CHURCH	McCARTHY	G. SMITH
SOUTH CAROLINA	GRAY	FELKER	GILLIAM	PITRE	WALDSCHMIDT	STANKE	BURKES	McCOY	G. SMITH
SOUTH CAROLINA	GRAY	FELKER	GILLIAM	PITRE	WALDSCHMIDT	CHURCH	BURKES	McCOY	G. SMITH
SOUTH CAROLINA	GRAY	FELKER	GILLIAM	PITRE	WALDSCHMIDT	CHURCH	BURKES	McCOY	G. SMITH
TENNESSEE TECH	GRAY	FELKER	GILLIAM	PITRE	WALDSCHMIDT	STANKE	BURKES	McCOY	G. SMITH





**53 ALL-AMERICANS | 109 ALL-SEC | 48 MLB PLAYERS | 171 MLB DRAFT PICKS | 8 GOLD GLOVE WINNERS**

## KENTUCKY STARTING LINEUP

GAME	C	1B	2B	SS	3B	LF	CF	RF	DH
ELON	BURKES	GILLIAM	PITRE	G. SMITH	BYARS	WALDSCHMIDT	McCARTHY	McCOY	EWELL
ELON	STANKE	GILLIAM	PITRE	G. SMITH	BYARS	WALDSCHMIDT	GRAY	McCOY	BURKES
ELON	BURKES	GILLIAM	PITRE	G. SMITH	BYARS	WALDSCHMIDT	GRAY	McCARTHY	McCOY
EVANSVILLE	STANKE	GILLIAM	PITRE	G. SMITH	BYARS	WALDSCHMIDT	GRAY	McCOY	BURKES
WRIGHT STATE	BURKES	GILLIAM	PITRE	G. SMITH	BYARS	WALDSCHMIDT	GRAY	McCOY	EWELL
WRIGHT STATE	STANKE	GILLIAM	PITRE	G. SMITH	BYARS	WALDSCHMIDT	GRAY	McCOY	BURKES
WRIGHT STATE	BURKES	GILLIAM	PITRE	G. SMITH	CHURCH	McCARTHY	GRAY	McCOY	FELKER
MOREHEAD STATE	STANKE	GILLIAM	PITRE	G. SMITH	CHURCH	McCARTHY	GRAY	McCOY	BURKES
INDIANA STATE (DH-1)	BURKES	GILLIAM	PITRE	G. SMITH	CHURCH	WALDSCHMIDT	GRAY	McCOY	FELKER
INDIANA STATE (DH-2)	STANKE	GILLIAM	PITRE	G. SMITH	FELKER	WALDSCHMIDT	GRAY	McCOY	BURKES
INDIANA STATE	BURKES	GILLIAM	PITRE	G. SMITH	FELKER	WALDSCHMIDT	GRAY	McCOY	EWELL
MURRAY STATE	BURKES	GILLIAM	PITRE	G. SMITH	FELKER	WALDSCHMIDT	GRAY	McCARTHY	EWELL
OHIO	BURKES	GILLIAM	PITRE	G. SMITH	FELKER	WALDSCHMIDT	GRAY	McCARTHY	EWELL
SOUTHERN ILLINOIS	BURKES	GILLIAM	PITRE	G. SMITH	FELKER	WALDSCHMIDT	GRAY	McCARTHY	McCOY
SOUTHERN ILLINOIS	BURKES	GILLIAM	PITRE	G. SMITH	FELKER	WALDSCHMIDT	GRAY	McCARTHY	McCOY
SOUTHERN ILLINOIS	BURKES	GILLIAM	PITRE	G. SMITH	FELKER	WALDSCHMIDT	GRAY	McCOY	CHURCH
INDIANA	BURKES	GILLIAM	PITRE	G. SMITH	FELKER	WALDSCHMIDT	GRAY	McCOY	STANKE
MISSISSIPPI STATE	BURKES	GILLIAM	PITRE	G. SMITH	FELKER	WALDSCHMIDT	GRAY	McCOY	EWELL
MISSISSIPPI STATE	BURKES	GILLIAM	PITRE	G. SMITH	FELKER	WALDSCHMIDT	GRAY	McCOY	STANKE
MISSISSIPPI STATE	BURKES	GILLIAM	PITRE	G. SMITH	FELKER	WALDSCHMIDT	GRAY	McCOY	CHURCH
EASTERN KENTUCKY	BURKES	McCOY	PITRE	G. SMITH	FELKER	WALDSCHMIDT	GRAY	EWELL	CHURCH
ALABAMA	BURKES	GILLIAM	PITRE	G. SMITH	FELKER	WALDSCHMIDT	GRAY	McCOY	EWELL
ALABAMA	BURKES	GILLIAM	PITRE	G. SMITH	FELKER	WALDSCHMIDT	GRAY	McCARTHY	STANKE
ALABAMA	BURKES	GILLIAM	PITRE	G. SMITH	FELKER	WALDSCHMIDT	GRAY	McCARTHY	HERRERA
WESTERN KENTUCKY	BURKES	GILLIAM	PITRE	G. SMITH	FELKER	WALDSCHMIDT	GRAY	McCARTHY	STANKE
MISSOURI	BURKES	GILLIAM	PITRE	G. SMITH	FELKER	WALDSCHMIDT	GRAY	McCARTHY	EWELL
MISSOURI	BURKES	GILLIAM	PITRE	G. SMITH	FELKER	WALDSCHMIDT	GRAY	McCARTHY	EWELL
MISSOURI	BURKES	GILLIAM	PITRE	G. SMITH	FELKER	WALDSCHMIDT	GRAY	McCARTHY	EWELL
DAYTON	STANKE	GILLIAM	PITRE	G. SMITH	FELKER	WALDSCHMIDT	GRAY	McCARTHY	BURKES
GEORGIA	BURKES	GILLIAM	PITRE	G. SMITH	FELKER	WALDSCHMIDT	GRAY	McCARTHY	CHURCH
GEORGIA (DH-1)	BURKES	GILLIAM	PITRE	G. SMITH	FELKER	WALDSCHMIDT	GRAY	McCARTHY	CHURCH
GEORGIA (DH-2)	BURKES	GILLIAM	PITRE	G. SMITH	FELKER	WALDSCHMIDT	GRAY	McCARTHY	CHURCH
LSU	BURKES	GILLIAM	PITRE	G. SMITH	FELKER	WALDSCHMIDT	GRAY	McCARTHY	EWELL
LSU	BURKES	GILLIAM	PITRE	G. SMITH	FELKER	WALDSCHMIDT	GRAY	McCARTHY	STANKE
LSU	BURKES	GILLIAM	PITRE	G. SMITH	FELKER	WALDSCHMIDT	GRAY	McCARTHY	STANKE
XAVIER	BURKES	GILLIAM	PITRE	G. SMITH	FELKER	McCOY	GRAY	McCARTHY	STANKE
TEXAS A&M (DH-1)	BURKES	GILLIAM	PITRE	G. SMITH	FELKER	WALDSCHMIDT	GRAY	McCOY	STANKE
TEXAS A&M (DH-2)	BURKES	GILLIAM	PITRE	G. SMITH	FELKER	WALDSCHMIDT	GRAY	McCARTHY	CHURCH
TEXAS A&M	BURKES	GILLIAM	PITRE	G. SMITH	FELKER	WALDSCHMIDT	GRAY	McCARTHY	CHURCH
LOUISVILLE	BURKES	GILLIAM	PITRE	G. SMITH	FELKER	WALDSCHMIDT	GRAY	McCARTHY	CHURCH
VANDERBILT	BURKES	GILLIAM	PITRE	G. SMITH	FELKER	WALDSCHMIDT	GRAY	McCARTHY	CHURCH
VANDERBILT	BURKES	GILLIAM	PITRE	G. SMITH	FELKER	WALDSCHMIDT	GRAY	McCARTHY	CHURCH
VANDERBILT	BURKES	GILLIAM	PITRE	G. SMITH	FELKER	WALDSCHMIDT	GRAY	McCARTHY	CHURCH
SOUTH CAROLINA	BURKES	GILLIAM	PITRE	G. SMITH	FELKER	WALDSCHMIDT	GRAY	McCOY	STANKE
SOUTH CAROLINA	BURKES	GILLIAM	PITRE	G. SMITH	FELKER	WALDSCHMIDT	GRAY	McCOY	CHURCH
SOUTH CAROLINA	BURKES	GILLIAM	PITRE	G. SMITH	FELKER	WALDSCHMIDT	GRAY	McCOY	CHURCH
TENNESSEE TECH	BURKES	GILLIAM	PITRE	G. SMITH	FELKER	WALDSCHMIDT	GRAY	McCOY	STANKE





# Kentucky

23

53 ALL-AMERICANS | 109 ALL-SEC | 48 MLB PLAYERS | 171 MLB DRAFT PICKS | 8 GOLD GLOVE WINNERS

## HEAD COACH NICK MINGIONE

Kentucky fans have quickly created a bond with **Nick Mingione**, whose infectious and unrelenting enthusiasm and down-to-earth personality has earned legions of new fans. Although it is certainly an ingredient in Mingione's on-field success, getting the best out of his players has been the biggest factor in the success he's achieved everywhere he's been. In 19 full seasons of coaching the teams he's been involved with have averaged 38 victories a year and advanced to the postseason 10 times with two national runner-up finishes. He already is the third-winningest coach in Kentucky history.

Mingione had a brilliant playing career at Embry-Riddle - he ranks 10th on its career hits list - where he helped lead the program to 154 victories and three NAIA World Series appearances in three seasons as an assistant. When he arrived at Kentucky in 2006 he was immediately part of what is still the Cats' only SEC championship club, then smelled success at Mississippi State before returning to the one place he had always wanted to be a head coach - UK. First season, first Super Regional appearance for the Cats.

He made it a point to have his team involved in the community, part of his "Student. Person. Player." guiding principle of the program, participating in numerous philanthropic events in Lexington while also taking time for more than 100 local speaking engagements. In his first season his ethos for the program was on full display as UK players earned SEC Pitcher of the Year, SEC Scholar Athlete of the Year and SEC Community Service Team honors. He recently was named the winner of 2022 Fellowship of Christian Athletes Jerry Kindall Character in Coaching Award.

Mingione became the winningest UK coach during the first three seasons of his tenure with 103 total wins and 39 in SEC play. The success has carried over to the Major League Baseball Draft, where Mingione and his staff's ability to groom players for a professional career has led to 33 players being selected in the past six MLB Drafts. The 21 players selected in the 2017 and 2018 drafts were the most of any program in the country and Mingione has helped mentor two top 20 overall picks in first baseman Evan White (17th, 2017) and left-handed pitcher Zack Thompson (19th, 2019).

Mingione has a sterling reputation as a recruiter. Over the 15 seasons at Kentucky and Mississippi State for which recruiting rankings are final, he has helped land classes with an average ranking of 15th, including top-three classes in 2013-15. He also has an unmatched track record of player development, coaching 86 players selected in the MLB Draft, as well as 46 All-Americans and six conference players of the year. His first recruiting class at Kentucky was ranked in the Top 10 of all the major industry outlets.



### MINGIONE VS. ALL OPPONENTS

OPPONENT	RECORD
Alabama	5-4
Appalachian State	3-0
Arkansas	1-8
Auburn	8-3
Austin Peay	3-0
Ball State	1-2
Bellarmine	4-0
Boston College	0-1
Butler	1-0
Canisius	3-0
Cincinnati	2-1
<b>Dayton</b>	<b>2-0</b>
Delaware	0-1
<b>Eastern Kentucky</b>	<b>6-1</b>
Elon	2-1
Evansville	4-0
Florida	5-11
<b>Georgia</b>	<b>8-10</b>
Georgia State	3-0
High Point	3-0
Houston	1-0
<b>Indiana</b>	<b>5-1</b>
<b>Indiana State</b>	<b>3-0</b>
Jacksonville State	3-0
Liberty	0-1
Lipscomb	1-0
Louisiana	1-0
<b>Louisville</b>	<b>3-9</b>
<b>LSU</b>	<b>4-10</b>
Miami (Ohio)	5-0
Michigan	1-0
Middle Tennessee	3-0
Milwaukee	3-0
<b>Mississippi State</b>	<b>6-6</b>
<b>Missouri</b>	<b>11-7</b>
<b>Morehead State</b>	<b>4-0</b>
<b>Murray State</b>	<b>5-1</b>
Norfolk State	1-0
North Carolina	0-3
North Carolina State	2-1
Northern Kentucky	2-1
Oakland	5-0
<b>Ohio</b>	<b>2-1</b>
Old Dominion	1-0
Ole Miss	5-4
Sam Houston State	1-0
<b>South Carolina</b>	<b>10-10</b>
Southeast Missouri	1-0
<b>Southern Illinois</b>	<b>3-0</b>
Southern Illinois-Edwardsville	1-0
St. Joseph's	1-0
TCU	2-4
<b>Tennessee</b>	<b>7-8</b>
Tennessee-Martin	1-0
<b>Tennessee Tech</b>	<b>4-0</b>
<b>Texas A&amp;M</b>	<b>5-7</b>
Texas Tech	2-4
UC-Santa Barbara	3-0
UNC Wilmington	0-3
USC Upstate	2-0
<b>Vanderbilt</b>	<b>5-14</b>
Western Carolina	1-0
Western Michigan	3-0
<b>Western Kentucky</b>	<b>8-1</b>
Wofford	1-0
<b>Wright State</b>	<b>3-1</b>
Xavier	4-1

TOTALS:..... 210-142

(\*2023 opponents in bold)





**53 ALL-AMERICANS | 109 ALL-SEC | 48 MLB PLAYERS | 171 MLB DRAFT PICKS | 8 GOLD GLOVE WINNERS**

## **NICK MINGIONE - 2017 NATIONAL AND SEC COACH OF THE YEAR**

### **MINGIONE BY THE NUMBERS**

**386** - SEC Academic Honor Roll selections

**86** - Players coached who have been selected in the Major League Baseball Draft

**48** - All-Conference honors coached

**46** - All-American honors coached

**26** - Players who have reached MLB

**19** - Seasons as a college baseball coach

**14** - Nationally-ranked recruiting classes (2006-07, 2009-20)

**10** - NCAA Regionals (2003-06, 2011-14, 2016, 2017)

**6** - Conference championships (2003-06, 2012, 2016)

**6** - Conference Players of the Year coached (2004-06, 2012, 2016, 2017)

**5** - College World Series (1999, 2003-05, 2013)

**4** - SEC Scholar Athlete of the Year (2013, 2014, 2015, 2017)

**2** - National Championship finalists (2005, 2013)

**2** - Senior CLASS Award winners (2018, 2021)

**1** - National and SEC Coach of the Year (2017)



## **Student. Person. Player.**

**COACH MINGIONE IS PASSIONATE ABOUT DEVELOPING STUDENT-ATHLETES IN THREE AREAS: STUDENT. PERSON. PLAYER.**







## KENTUCKY PROUD PARK


Kentucky baseball moved into a new home for the 2019 season, opening the \$49 million Kentucky Proud Park, a state-of-the-art facility immediately considered one of the top facilities in all of college baseball. The Wildcats won their first game in their new home, defeating Eastern Kentucky, 7-3, on Feb. 26, 2019.

The stadium features permanent seating for nearly 2,500 fans with additional space on grass berms to accommodate 5,000 fans for regular season games. Beyond the outfield wall, temporary bleachers can be installed for NCAA Tournament games to bring the seating capacity to more than 7,000.

The team areas were a priority and give our players and coaches everything they need to compete at a high level in a single location. The facility features a team lounge, locker room, training area, indoor hitting and pitching areas, and coaching offices, as well as a recruiting room. All spaces are either new to UK baseball or significantly larger than previous ones.


The name is a tribute to farmers and businesses of the Commonwealth of Kentucky and the Big Blue Nation. Kentucky Farm Bureau secured the rights to name the stadium from JMI Sports, UK Athletics' multimedia rights partner. In turn, Kentucky Farm Bureau elected to name the stadium for Kentucky Proud, the state's official agricultural marketing program housed at the Kentucky Department of Agriculture. No state taxpayer dollars were used in funding the agreement. The Kentucky Proud program is funded through the generosity of the Kentucky Agricultural Development Fund. The fund is directed by the Kentucky Agricultural Development Board and administered by the Governor's Office of Agricultural Policy.

New black padding will replace the existing blue look for the 2023 season, including on the outfield fence, dugout railings and behind home plate.




### UK'S RECORD AT KPP

Year	Overall	SEC
2019	16-15	2-13
2020 <sup>A</sup>	11-3	0-0
2021	22-13	6-9
2022	23-11	8-7
2023	20-4	7-2
<sup>A</sup> Covid-shortened season		
<b>Total</b>	<b>96-46 (.676)</b>	<b>29-31</b>
<b>Attendance Record</b>	<b>5,292 - vs. Louisville (April 25, 2023)</b>	





## 2023 RADIO/TV SPOT CHART



0  
**KENDAL EWELL**



1  
**RYDER GILES**



2  
**JASE FELKER**



4  
**ÉMILIENT PITRE**



5  
**DARREN WILLIAMS**



6  
**REUBEN CHURCH**



7  
**DEVIN BURKES**



8  
**ISAIAH BYARS**



9  
**CHASE STANKE**



10  
**SETH CHAVEZ**



11  
**COLBY FRIEDA**



12  
**GRANT SMITH**



13  
**JAMES MCCOY**



14  
**HUNTER GILLIAM**



16  
**AUSTIN STRICKLAND**



19  
**NOLAN MCCARTHY**



20  
**MASON MOORE**



21  
**RYAN WALDSCHMIDT**



22  
**PATRICK HERRERA**



23  
**MAGDIEL COTTO**



24  
**RYAN HAGENOW**



25  
**SETH LOGUE**



26  
**DREW LAFFERTY**



28  
**HAYDEN SMITH**



30  
**AARON BLUM**



33  
**TRAVIS SMITH**



34  
**LUKAS SCHRAMM**



35  
**TYLER BOSMA**



36  
**LOGAN MARTIN**



40  
**ZACH HISE**



41  
**EVAN BYERS**



43  
**JACKSON NOVE**



44  
**REED GANNON**



46  
**CHRISTIAN HOWE**



48  
**ZACK LEE**



51  
**JACKSON GRAY**



52  
**AUSTIN FAWLEY**




27  
**NICK MINGIONE**  
HEAD COACH



15  
**DAN ROSZEL**  
ASSISTANT COACH



17  
**WILL COGGIN**  
ASSISTANT COACH



45  
**NICK AMMIRATI**  
ASSISTANT COACH



53 ALL-AMERICANS | 109 ALL-SEC | 48 MLB PLAYERS | 171 MLB DRAFT PICKS | 8 GOLD GLOVE WINNERS

## WILDCATS BY STATE

### ARIZONA (2)

SETH CHAVEZ (PINETOP)  
PATRICK HERRERA (MESA)

### FLORIDA (4)

DEVIN BURKES (BRADENTON)  
AUSTIN FAWLEY (LANTANA)  
COLBY FRIEDA (ST. JOHNS)  
RYAN WALDSCHMIDT (BRADENTON)

### GEORGIA (3)

ISAIAH BYARS (STONE MOUNTAIN)  
LOGAN MARTIN (CARTERSVILLE)  
JAMES MCCOY (DUNWOODY)

### ILLINOIS (5)

KENDAL EWELL (CALUMET CITY)  
REED GANNON (MINOOKA)  
JACKSON GRAY (WHEATON)  
ZACK LEE (EFFINGHAM)  
CHASE STANKE (SUGAR GROVE)

### IOWA (1)

JACKSON NOVE (FAIRFAX)

### KENTUCKY (8)

EVAN BYERS (NICHOLASVILLE)  
JASE FELKER (PRINCETON)  
MASON HAZELWOOD (SALVISA)  
CHRISTIAN HOWE (DANVILLE)  
MASON MOORE (MOREHEAD)  
HAYDEN SMITH (NICHOLASVILLE)  
TRAVIS SMITH (WALTON)  
DARREN WILLIAMS (MAYSVILLE)

### MICHIGAN (2)

TYLER BOSMA (HOLLAND)  
NOLAN MCCARTHY (KALAMAZOO)

### NORTH CAROLINA (2)

RYDER GILES (PINEHURST)  
LUKAS SCHRAMM (APEX)

### OHIO (3)

AARON BLUM (CINCINNATI)  
SETH LOGUE (MASON)  
AUSTIN STRICKLAND (WINCHESTER)

### PENNSYLVANIA (1)

DREW LAFFERTY (SOUTH PARK)

### QUEBEC (1)

ÉMILIE PITRE (REPENTIGNY)

### SOUTH CAROLINA (1)

MAGDIEL COTTO (FORT MILL)

### TENNESSEE (3)

REUBEN CHURCH (MARYVILLE)  
RYAN HAGENOW (KNOXVILLE)  
TANNER KIM (KNOXVILLE)

### VIRGINIA (1)

HUNTER GILLIAM (FARMVILLE)

## WILDCATS BY POSITION

### INFIELDERS

ISAIAH BYARS (SENIOR)  
JASE FELKER (SENIOR)  
RYDER GILES (SENIOR)  
HUNTER GILLIAM (SENIOR)  
GRANT SMITH (SENIOR)  
REUBEN CHURCH (JUNIOR)  
PATRICK HERRERA (SOPHOMORE)  
ÉMILIE PITRE (SOPHOMORE)  
JAMES MCCOY (R-FRESHMAN)  
AUSTIN FAWLEY (FRESHMAN)

### OUTFIELDERS

JASE FELKER (SENIOR)  
JACKSON GRAY (SENIOR)  
KENDAL EWELL (JUNIOR)  
NOLAN MCCARTHY (SOPHOMORE)  
RYAN WALDSCHMIDT (SOPHOMORE)  
JAMES MCCOY (R-FRESHMAN)  
LUKAS SCHRAMM (FRESHMAN)

### CATCHERS

CHASE STANKE (SENIOR)  
DEVIN BURKES (SOPHOMORE)  
AUSTIN FAWLEY (FRESHMAN)

### RIGHT-HANDED PITCHERS

RYDER GILES (SENIOR)  
ZACK LEE (SENIOR)  
LOGAN MARTIN (SENIOR)  
DARREN WILLIAMS (SENIOR)  
SETH CHAVEZ (R-JUNIOR)  
SETH LOGUE (JUNIOR)  
RYAN HAGENOW (JUNIOR)  
AUSTIN STRICKLAND (JUNIOR)  
COLBY FRIEDA (SOPHOMORE)  
ZACH HISE (SOPHOMORE)  
MASON MOORE (SOPHOMORE)  
CHRISTIAN HOWE (R-FRESHMAN)  
JAMES MCCOY (R-FRESHMAN)  
TRAVIS SMITH (R-FRESHMAN)  
DREW LAFFERTY (FRESHMAN)

### LEFT-HANDED PITCHERS

TYLER BOSMA (SENIOR)  
MAGDIEL COTTO (JUNIOR)  
EVAN BYERS (SOPHOMORE)  
JACKSON NOVE (SOPHOMORE)  
REED GANNON (R-FRESHMAN)  
AARON BLUM (FRESHMAN)  
HAYDEN SMITH (FRESHMAN)





**2023 Kentucky Baseball  
Overall Statistics for Kentucky (as of May 09, 2023)  
(All games Sorted by Batting avg)**



Record: 34-13 Home: 24-4 Away: 10-9 Conference: 14-10

Player	avg	gp-gs	ab	r	h	2b	3b	hr	rbi	tb	slg%	bb	hp	so	gdp	ob%	sf	sh	sb-att	po	a	e	fld%
51 Jackson Gray	.372	46-46	164	59	61	13	6	4	29	98	.598	36	20	47	2	.532	0	5	17-23	97	1	0	1.000
4 Emilien Pitre	.361	47-47	166	47	60	13	1	1	42	78	.470	37	9	23	2	.495	2	4	16-19	75	128	5	.976
14 Hunter Gilliam	.359	46-46	170	38	61	9	1	10	60	102	.600	25	7	32	1	.447	6	3	1-3	371	24	3	.992
2 Jase Felker	.317	41-40	142	41	45	3	3	0	27	54	.380	26	11	40	0	.451	3	10	16-20	17	70	9	.906
21 Ryan Waldschmidt	.286	45-44	154	34	44	13	1	3	31	68	.442	29	10	29	2	.423	3	6	13-13	84	5	0	1.000
19 Nolan McCarthy	.286	36-28	112	18	32	7	1	1	21	44	.393	11	2	35	3	.360	0	2	1-4	45	1	0	1.000
12 Grant Smith	.276	47-47	152	28	42	5	0	3	24	56	.368	14	10	45	2	.369	3	9	2-3	59	127	2	.989
7 Devin Burkes	.260	47-47	177	42	46	11	1	4	38	71	.401	30	12	44	2	.398	2	3	7-10	344	27	0	1.000
13 James McCoy	.232	27-26	99	20	23	5	1	4	20	42	.424	20	2	46	0	.372	0	1	2-3	31	2	0	1.000
22 Patrick Herrera	.333	9-1	6	4	2	0	0	0	0	2	.333	0	0	2	0	.333	0	0	0-0	1	1	0	1.000
6 Reuben Church	.293	22-17	58	14	17	2	0	2	15	25	.431	9	7	15	1	.440	1	1	0-0	2	3	0	1.000
9 Chase Stanke	.216	23-16	51	9	11	2	0	1	11	16	.314	14	7	15	0	.444	0	2	0-0	56	12	1	.986
0 Kendal Ewell	.189	14-12	37	3	7	1	0	0	1	8	.216	7	1	17	0	.333	0	1	1-2	1	0	0	1.000
8 Isaiah Byars	.111	11-6	27	2	3	1	0	0	2	4	.148	2	0	8	0	.167	1	0	1-1	2	12	3	.824
1 Ryder Giles	.000	1-0	1	0	0	0	0	0	0	0	.000	0	0	0	0	.000	0	1	0-0	2	2	0	1.000
Totals	.299	47	1516	359	454	85	15	33	321	668	.441	260	98	398	15	.428	21	48	77-101	1213	447	28	.983
Opponents	.228	47	1486	194	339	60	5	40	183	529	.356	201	54	414	34	.339	12	19	23-31	1173	388	59	.964

LOB - Team (411), Opp (365). DPs turned - Team (39), Opp (22). IBB - Team (5), H. Gilliam 2, J. Gray 1, E. Pitre 1, Waldschmidt 1, Opp (12). Picked off - J. Gray 2, G. Smith 1, H. Gilliam 1, Waldschmidt 1, N. McCarthy 1.

**(All games Sorted by Earned run avg)**

Player	era	w-l	app	gs	cg	sho	sv	ip	h	r	er	bb	so	2b	3b	hr	b/avg	wp	hp	bk	sfa	sha
48 Zack Lee	3.54	4-2	12	11	0	0/2	0	53.1	49	23	21	24	55	8	1	5	.251	2	6	0	3	5
5 Darren Williams	4.37	3-1	11	4	0	0/0	1	47.1	37	24	23	16	43	4	0	5	.216	2	12	1	2	1
35 Tyler Bosma	5.04	4-3	12	12	0	0/1	0	50.0	50	29	28	21	34	7	1	7	.259	1	3	0	1	3
46 Christian Howe	0.00	1-0	4	0	0	0/0	0	3.1	2	0	0	2	5	1	0	0	.182	0	0	0	1	0
13 James McCoy	0.00	0-0	1	0	0	0/0	0	1.0	1	0	0	0	1	0	0	0	.250	0	0	0	0	0
41 Evan Byers	0.71	1-0	18	0	0	0/1	0	12.2	6	1	1	8	13	1	0	0	.136	0	3	1	0	1
20 Mason Moore	2.48	2-1	15	0	0	0/0	4	32.2	19	10	9	24	32	4	0	0	.170	3	5	0	1	2
11 Colby Frieda	2.57	0-0	9	1	0	0/0	0	7.0	5	2	2	7	9	2	0	0	.217	0	0	0	0	0
24 Ryan Hagenow	2.75	2-1	17	0	0	0/2	1	19.2	15	6	6	7	28	3	0	0	.200	0	4	0	0	0
1 Ryder Giles	3.60	1-1	19	0	0	0/1	1	15.0	16	6	6	3	13	4	0	2	.281	0	0	0	1	0
33 Travis Smith	3.62	4-1	10	10	0	0/0	0	37.1	28	16	15	20	34	6	1	2	.209	1	4	0	2	2
43 Jackson Nove	3.86	3-0	16	0	0	0/0	0	21.0	17	9	9	13	24	3	1	2	.227	1	1	0	0	0
10 Seth Chavez	4.00	2-1	10	0	0	0/1	1	9.0	8	4	4	5	13	2	0	2	.229	2	0	0	0	0
36 Logan Martin	4.43	1-1	7	7	0	0/0	0	22.1	17	11	11	16	26	2	0	4	.213	0	2	0	0	1
16 Austin Strickland	4.75	3-0	16	0	0	0/0	1	36.0	31	20	19	14	41	5	0	5	.233	5	6	0	1	1
25 Seth Logue	6.00	1-0	11	1	0	0/0	0	12.0	16	8	8	5	15	2	0	2	.308	0	0	0	0	1
23 Magdiel Cotto	6.00	1-0	11	0	0	0/2	0	12.0	11	9	8	6	17	3	0	1	.250	2	3	0	0	2
40 Zach Hise	7.11	1-1	10	1	0	0/0	1	12.2	11	15	10	8	11	3	1	3	.229	0	4	0	0	0
44 Reed Gannon	99.00	0-0	1	0	0	0/0	0	0.0	0	1	1	2	0	0	0	0		0	1	0	0	0
Totals	4.03	34-13	47	47	0	3/3	10	404.1	339	194	181	201	414	60	5	40	.228	19	54	2	12	19
Opponents	7.27	13-34	47	47	1	3/2	6	391.0	454	359	316	260	398	85	15	33	.299	51	98	7	21	48

PB - Team (10), D. Burkes 10, Opp (9). Pickoffs - Team (0), Opp (6). SBA/ATT - D. Burkes (20-27), Z. Lee (2-6), D. Williams (4-5), L. Martin (3-4), C. Stanke (3-4), A. Strickland (3-4), T. Bosma (4-4), R. Giles (2-2), J. Nove (1-1), M. Moore (0-1), S. Chavez (1-1), T. Smith (1-1), M. Cotto (1-1), E. Byers (1-1).



**2023 Kentucky Baseball**  
**Conference statistics for Kentucky (as of May 07, 2023)**  
**(Conference games only Sorted by Batting avg)**

Record: 14-10 Home: 10-2 Away: 4-8 Conference: 14-10

Player	avg	gp-gs	ab	r	h	2b	3b	hr	rbi	tb	slg%	bb	hp	so	gdp	ob%	sf	sh	sb-att	po	a	e	fld%
51 Jackson Gray	.376	24-24	85	34	32	7	3	2	10	51	.600	17	9	24	0	.523	0	3	9-12	55	1	0	1.000
4 Emilien Pitre	.345	24-24	84	21	29	7	0	0	21	36	.429	19	7	9	2	.500	0	2	11-13	40	67	2	.982
14 Hunter Gilliam	.318	24-24	88	16	28	2	0	4	26	42	.477	13	2	17	1	.406	3	1	0-0	184	13	1	.995
21 Ryan Waldschmidt	.287	24-24	87	16	25	7	1	2	21	40	.460	14	2	16	1	.390	2	5	8-8	52	3	0	1.000
2 Jase Felker	.279	24-24	86	24	24	2	2	0	13	30	.349	13	5	24	0	.400	1	5	8-10	12	49	7	.897
19 Nolan McCarthy	.258	19-16	66	8	17	3	1	0	10	22	.333	7	1	23	0	.338	0	0	1-2	23	1	0	1.000
12 Grant Smith	.230	24-24	74	11	17	4	0	2	11	27	.365	9	3	20	1	.330	2	4	1-1	24	62	2	.977
7 Devin Burkes	.218	24-24	87	20	19	2	0	0	9	21	.241	16	5	21	1	.370	0	3	4-6	188	13	0	1.000
-----																							
22 Patrick Herrera	.333	4-1	3	1	1	0	0	0	0	1	.333	0	0	2	0	.333	0	0	0-0	0	0	0	.000
6 Reuben Church	.297	13-11	37	6	11	2	0	2	10	19	.514	4	5	8	1	.435	0	1	0-0	0	0	0	.000
9 Chase Stanke	.238	10-6	21	3	5	0	0	1	5	8	.381	4	2	8	0	.407	0	0	0-0	1	0	1	.500
13 James McCoy	.233	9-8	30	7	7	1	0	4	9	20	.667	4	0	14	0	.324	0	1	1-1	12	2	0	1.000
0 Kendal Ewell	.059	7-6	17	0	1	0	0	0	1	1	.059	3	0	9	0	.200	0	1	0-0	0	0	0	.000
1 Ryder Giles	.000	1-0	1	0	0	0	0	0	0	0	.000	0	0	0	0	.000	0	1	0-0	2	1	0	1.000
Totals	.282	24	766	167	216	37	7	17	146	318	.415	123	41	195	7	.405	8	27	43-53	607	229	14	.984
Opponents	.246	24	752	117	185	32	2	24	109	293	.390	126	33	184	19	.375	6	14	14-18	603	197	20	.976

LOB - Team (195), Opp (207). DPs turned - Team (21), Opp (10). IBB - Team (1), J. Gray 1, Opp (11). Picked off - J. Gray 1, Waldschmidt 1.

**(Conference games only Sorted by Earned run avg)**

Player	era	w-l	app	gs	cg	sho	sv	ip	h	r	er	bb	so	2b	3b	hr	b/avg	wp	hp	bks	sfa	sha
48 Zack Lee	4.45	1-2	8	7	0	0/0	0	32.1	34	17	16	21	32	6	1	4	.283	2	5	0	2	5
35 Tyler Bosma	5.46	1-2	8	8	0	0/1	0	31.1	34	20	19	15	18	3	1	6	.276	0	1	0	1	2
5 Darren Williams	6.23	2-1	7	3	0	0/0	0	30.1	29	22	21	15	26	4	0	4	.257	2	10	1	2	1
-----																						
41 Evan Byers	0.00	1-0	11	0	0	0/1	0	6.1	3	0	0	6	5	1	0	0	.136	0	2	0	0	0
11 Colby Frieda	0.00	0-0	3	0	0	0/0	0	1.2	0	0	0	1	2	0	0	0	.000	0	0	0	0	0
33 Travis Smith	1.50	1-0	1	1	0	0/0	0	6.0	4	1	1	3	5	0	0	1	.182	0	0	0	0	0
25 Seth Logue	2.25	0-0	3	0	0	0/0	0	4.0	3	1	1	1	3	2	0	0	.200	0	0	0	0	1
43 Jackson Nove	3.12	0-0	8	0	0	0/0	0	8.2	6	3	3	6	9	1	0	1	.207	1	1	0	0	0
20 Mason Moore	3.22	2-1	10	0	0	0/0	1	22.1	14	8	8	20	22	3	0	0	.184	3	3	0	1	2
1 Ryder Giles	3.86	1-1	8	0	0	0/0	1	7.0	7	3	3	3	7	2	0	1	.269	0	0	0	0	0
16 Austin Strickland	4.91	2-0	8	0	0	0/0	0	22.0	23	13	12	10	18	3	0	3	.274	4	4	0	0	1
36 Logan Martin	4.91	0-0	4	4	0	0/0	0	7.1	3	4	4	10	8	1	0	0	.130	0	1	0	0	1
24 Ryan Hagenow	5.59	1-1	9	0	0	0/0	1	9.2	11	6	6	3	14	2	0	0	.268	0	2	0	0	0
23 Magdiel Cotto	8.10	0-0	3	0	0	0/0	0	3.1	3	4	3	4	5	1	0	0	.250	1	0	0	0	1
40 Zach Hise	9.00	1-1	4	1	0	0/0	0	6.0	5	11	6	5	4	2	0	2	.208	0	4	0	0	0
10 Seth Chavez	9.00	1-1	5	0	0	0/0	1	4.0	6	4	4	3	6	1	0	2	.333	1	0	0	0	0
Totals	4.76	14-10	24	24	0	1/1	4	202.1	185	117	107	126	184	32	2	24	.246	14	33	1	6	14
Opponents	6.58	10-14	24	24	1	1/0	4	201.0	216	167	147	123	195	37	7	17	.282	26	41	3	8	27





## NCAA Statistics

### Kentucky - 2022-23 Baseball Ranking Summary thru games 05/10/2023

Statistic	National Rank	Conference Rank	Value	National Leader	Value	Conference Leader	Value
Base on Balls (295 ranked)	35	8	260	Maryland	329	Texas A&M	318
Batting Average (295 ranked)	45	4	0.299	New Mexico	0.338	LSU	0.313
Double Plays (295 ranked)	40	2	39	Southern Ill.	55	Arkansas	45
Double Plays Per Game (295 ranked)	50	2	0.83	Southern Ill.	1.12	Arkansas	0.94
Doubles (295 ranked)	142	8	85	Virginia	136	LSU	94
Doubles Per Game (295 ranked)	164	8	1.81	Virginia	2.78	LSU	1.96
Earned Run Average (295 ranked)	15	3	4.03	Wake Forest	2.56	Tennessee	3.50
Fielding Percentage (295 ranked)	2	1	0.983	Indiana St.	0.985	Kentucky	0.983
Hit Batters (295 ranked)	160	4	54	Iona	110	Georgia	69
Hit by Pitch (295 ranked)	10	2	98	Campbell	129	LSU	105
Hits (295 ranked)	125	9	454	Virginia	584	Alabama	497
					497	LSU	497
Hits Allowed Per Nine Innings (295 ranked)	7	4	7.55	Wake Forest	6.55	Vanderbilt	6.83
Home Runs (295 ranked)	240	14	33	FGCU	114	South Carolina	103
						Tennessee	103
Home Runs Per Game (295 ranked)	252	14	0.70	FGCU	2.38	South Carolina	2.15
On Base Percentage (295 ranked)	9	2	0.428	Campbell	0.448	LSU	0.442
Runs (295 ranked)	62	9	359	Campbell	489	LSU	465
Sacrifice Bunts (295 ranked)	4	1	48	Wofford	70	Kentucky	48
Sacrifice Flies (294 ranked)	110	12	21	USC Upstate	37	Arkansas	28
						Texas A&M	28
Scoring (295 ranked)	61	7	7.6	Campbell	10.4	LSU	9.7
Shutouts (150 ranked)	41	7	3	LSU	9	LSU	9
Slugging Percentage (295 ranked)	156	14	0.441	FGCU	0.601	LSU	0.566
Stolen Bases (295 ranked)	47	1	77	VMI	178	Kentucky	77
Stolen Bases Per Game (295 ranked)	50	1	1.64	VMI	3.71	Kentucky	1.64
Strikeout-to-Walk Ratio (295 ranked)	90	9	2.06	Wake Forest	4.47	Tennessee	3.96
Strikeouts Per Nine Innings (295 ranked)	72	12	9.2	Wake Forest	12.0	Tennessee	11.8
Triple Plays (2 ranked)				Lafayette	2		
Triples (292 ranked)	35	2	15	Michigan St.	28	Florida	18
Triples Per Game (295 ranked)	42	2	0.32	Michigan St.	0.62	Florida	0.37
WHIP (295 ranked)	26	6	1.34	Wake Forest	1.03	Tennessee	1.15
WL Pct (295 ranked)	19	6	0.723	Wake Forest	0.851	LSU	0.792
Walks Allowed Per Nine Innings (295 ranked)	120	6	4.47	Wofford	2.19	Tennessee	2.98





**53 ALL-AMERICANS | 109 ALL-SEC | 48 MLB PLAYERS | 171 MLB DRAFT PICKS | 8 GOLD GLOVE WINNERS**

## TRACKING KENTUCKY'S RECORD BOOKS

### RECORD CHASING / CAREER

Several pitchers are making their way onto and up the career charts:

#### Hits/9 innings (Min. 75 Innings)

1.	Jeff Keener	1980-81	5.11
2.	Zack Thompson	2017-19	6.09
3.	Mason Hazelwood	2018-2022	6.91
4.	<b>DARREN WILLIAMS</b>	<b>2022-23</b>	<b>7.31</b>
5.	Tim Brandenburg	1979-80	7.42

**RYAN HAGENOW (73.1 IP) 2021-23 6.51**

#### Strikeouts/9 innings (Min. 50 Innings)

1.	Carson Coleman	2018-20	13.58
2.	Zack Thompson	2017-19	12.26
3.	<b>RYAN HAGENOW</b>	<b>2021-23</b>	<b>11.78</b>
4.	Trevor Gott	2011-13	11.70
5.	<b>AUSTIN STRICKLAND</b>	<b>2021-23</b>	<b>11.60</b>
6.	Braden Kapteyn	2009-11	11.43

#### Earned Run Average (Min. 75 inn.)

1.	Jeff Keener	1980-81	2.01
2.	Trevor Gott	2011-13	2.30
3.	AJ Reed	2012-14	2.83
4.	Joe Georger	1979	2.86
5.	Sean Harney	2021-22	3.06
6.	<b>DARREN WILLIAMS</b>	<b>2022-23</b>	<b>3.07</b>
7.	Alex Phillips	2011-12	3.08
8.	Zack Thompson	2017-19	3.20
9.	David Voit	1986-88	3.23
10.	Dustin Beggs	2015-16	3.32
11.	Aaron Lovett	2007-08	3.38
12.	Matt Fisher	1990-92	3.39

### RECORD CHASING / STREAKS

#### Consecutive Games with a Hit

(since 2005)

23	Gunnar McNeill (2016)
<b>22</b>	<b>HUNTER GILLIAM (2023)</b>
21	Evan White (2016)
20	Evan White (2016-17)
20	Caleb Stewart (2004)
17	Chase Estep (2022)
17	Austin Cousino (2014)

#### Longest Winning Streaks

Rk	Games	Year
1.	22	2012
2.	19	2008
	19	2007
<b>4.</b>	<b>17</b>	<b>2023</b>
5.	15	2000

### RECORD CHASING / SINGLE SEASON

#### Triples

Player, Season 3B

1.	Dick Ramsey, 1949	8
2.	Chad Green, 1996	7
	Marv Foley, 1974	7
	Dave Bait, 1971	7
	Allen Feldhaus, 1961	7
6.	<b>JACKSON GRAY, 2023</b>	<b>6</b>

3 others

#### Hit By Pitches (Since 1988)

Player, Season HBP

1.	Tyler Howe, 2008	27
2.	Zac Zellers, 2012	21
	Austin Cousino, 2013	21
4.	<b>JACKSON GRAY, 2023</b>	<b>20</b>

3 others

#### Sacrifice Flies (Since 1987)

Player, Season SF

1.	Jesse Barber, 2004	7
	Eddie Brooks, 1993	7
	Mark Blythe, 1988	7
	Hunter Jump, 2022	7
	Zac Zellers, 2013	7
5.	<b>HUNTER GILLIAM, 2023</b>	<b>6</b>

9 others

#### Sacrifices

Player, Season SH

1.	Chris Wade, 2008	20
2.	Chris Wade, 2009	16
3.	Connor Heady, 2017	15
4.	Troy Squires, 2018	14
5.	Troy Squires, 2017	13
	Ryan Wilkes, 2007	13
7.	Mike Brown, 2007	12
8.	Ryan Wilkes, 2008	11
	Todd Young, 1995	11
10.	<b>JASE FELKER, 2023</b>	<b>10</b>

3 others





53 ALL-AMERICANS | 109 ALL-SEC | 48 MLB PLAYERS | 171 MLB DRAFT PICKS | 8 GOLD GLOVE WINNERS

## SINGLE-GAME RECORDS (2007-)

### BATTING

#### Hits

6	JT Riddle	2/23/2013	Niagara
5	Jase Felker	3/27/2022	Georgia
5	Riley Mahan	4/21/2017	LSU
5	Zac Zellers	6/1/2012	Kent State
5	Mike Brown	3/4/2007	Milwaukee

#### Runs Scored

5	Chase Estep	3/27/2022	Georgia
5	Ryan Johnson	4/23/2019	at WKU
5	Evan White	3/20/2016	at Georgia
5	Mike Brown	3/4/2007	Milwaukee

#### RBI

8	Luke Becker	3/12/2017	Miami (OH)
7	Devin Burkes	2/26/23	Wright State
7	JaVon Shelby	3/20/2016	at Georgia
6	Hunter Gilliam	4/18/2023	Xavier
6	Ryan Ritter	4/6/2021	at Louisville
6	Breydon Daniel	3/10/2020	WKU
6	Micheal Thomas	3/8/2014	Ball State
6	AJ Reed	2/21/2014	St. Joe's
6	AJ Reed	2/24/2012	Buffalo

#### Doubles

3	Many times
---	------------

#### Triples

2	Jackson Gray	3/4/2023	Indiana State
2	Matt McKinney	3/24/2007	LSU

#### Home Runs

3	T.J. Collett	4/25/2021	Alabama
3	Ryan Johnson	4/23/2019	at WKU

#### Stolen Bases

5	Jaren Shelby	2/26/2019	EKU*
(*Kentucky Proud Park opening game)			
4	Storm Wilson	2/14/2015	Richmond

#### Total Bases

13	Ryan Johnson	4/23/2019	at WKU
13	Tristan Pompey	2/21/2016	Dayton
13	Lance Ray	5/11/2010	at Indiana
12	T.J. Collett	4/25/2021	Alabama

#### Hit By Pitch

3	Five times
---	------------

### PITCHING

#### Innings

9.2	Zack Brown	4/22/2016	Arkansas
-----	------------	-----------	----------

#### Strikeouts

13	Zack Thompson (L)	3/29/2019	Georgia
13	Sean Hjelle (R)	2/23/2018	Oakland
13	Alex Meyer (R)	3/12/2011	Niagara
13	Alex Meyer (R)	2/20/2011	Miami (OH)
12	Mason Hazelwood (L)	3/13/2021	Georgia St.
12	Dustin Beggs (R)	5/2/2015	Vanderbilt
12	Corey Littrell (L)	3/31/2013	Georgia
12	Jerad Grundy (L)	3/2/2013	Akron

#### Walks Issued

9	Zach Haake	3/31/2018	at Alabama
---	------------	-----------	------------

#### Hits Allowed

15	Jerad Grundy	3/31/2013	Georgia
15	Aaron Tennyson	4/28/2006	Vanderbilt
14	Dustin Beggs	5/13/2016	Ole Miss

#### Runs Allowed

11	Grant Macciocchi	3/16/2019	at LSU
11	Justin Lewis	3/17/2018	at Arkansas

#### Most Hit Batters

4	Six times
---	-----------

#### Most Errors

3	Six times
---	-----------

### TEAM

#### Runs Scored

27	vs. UT-Martin	3/10/2007
26	vs. Ball State	3/8/2014
24	vs. Ball State	3/7/2014
22	at Mississippi State	4/19/2009
21	Five times	

#### At-Bats

77	vs. Kent State (NCAA)	6/1/2012
----	-----------------------	----------

#### Hits

24	vs. Dayton	4/4/2012
22	at Missouri	4/14/2022

#### Doubles

8	vs. Tennessee-Martin	3/10/2007
8	vs. Georgia	5/25/2006

#### Triples

3	at Furman	2/17/2007
---	-----------	-----------

#### Home Runs

7	Three times
---	-------------

#### Walks

15	vs. Tennessee-Martin	3/10/2007
----	----------------------	-----------

#### Hit By Pitch

10	vs. Monmouth	3/6/2010
----	--------------	----------

#### Stolen Bases

8	at Auburn	4/2/2010
7	vs. Mississippi State	3/18/2023

#### Runs Allowed

20	at Indiana	3/15/2022
19	at Florida	5/21/2011
19	at Texas Tech	4/16/2019

#### Strikeouts

26	vs. Kent State (NCAA)	6/1/2012
----	-----------------------	----------

#### Strikeouts (9 inning game)

19	vs. Georgia State	3/13/2021
----	-------------------	-----------

#### Walks Allowed

13	Three times
----	-------------

#### Home Runs Allowed

7	vs. Tennessee Tech	4/22/2014
---	--------------------	-----------

#### Errors

6	vs. Murray State	3/15/2010
---	------------------	-----------



53 ALL-AMERICANS | 109 ALL-SEC | 48 MLB PLAYERS | 171 MLB DRAFT PICKS | 8 GOLD GLOVE WINNERS

## SINGLE-GAME RECORDS, PLAYER (MINGIONE ERA)

### RUNS SCORED

5	Chase Estep	vs. Georgia	3/27/22
	Ryan Johnson	at Western Kentucky	4/23/19
4	Eight times		

### HITS

5	Jase Felker	vs. Georgia	3/27/22
	Riley Mahan	vs. LSU	4/21/17
4	Many times		

### RBI

8	Luke Becker	vs. Miami (Ohio)	3/12/17
7	<b>DEVIN BURKES</b>	vs. <b>WRIGHT STATE</b>	<b>2/26/23</b>
6	<b>HUNTER GILLIAM</b>	vs. <b>XAVIER</b>	<b>4/18/23</b>
	Ryan Ritter	at Louisville	4/6/21
	Breydon Daniel	vs. Western Kentucky	3/10/20

### DOUBLES

3	<b>DEVIN BURKES</b>	vs. <b>WRIGHT STATE</b>	<b>2/26/23</b>
	Alex Rodriguez	at Western Carolina	4/11/18
	Troy Squires	vs. Eastern Kentucky	3/6/18
	Tristan Pompey	vs. Evansville	2/18/18

### HOME RUNS

3	T.J. Collett	vs. Alabama	4/25/21
	Ryan Johnson	at Western Kentucky	4/23/19

### TOTAL BASES

13	Ryan Johnson	at Western Kentucky	4/23/19
12	T.J. Collett	vs. Alabama	4/25/21
10	Riley Mahan	vs. Vanderbilt	4/2/17

### HIT BY PITCH

3	Matt Golda	vs. Appalachian St.	2/22/20
	Ryan Shinn	at Texas Tech	2/24/19

### STOLEN BASES

5	Jaren Shelby	vs. Eastern Kentucky	2/26/19
3	Six times		

### HITS ALLOWED

13	Justin Lewis	at Arkansas	3/17/18
12	Cole Stupp	vs. LSU	4/9/21
11	Jimmy Ramsey	at Florida	4/26/19
	Sean Hjelle	vs. LSU	5/25/17
	Sean Hjelle	at North Carolina	2/17/17

### RUNS ALLOWED

11	Grant Macciocchi	at LSU	3/16/18
	Justin Lewis	at Arkansas	3/17/18
10	Zach Haake	vs. South Carolina	4/7/18
	Sean Hjelle	vs. LSU	5/25/17
9	Sean Hjelle	vs. St. Joseph's	2/24/17

### STRIKEOUTS

13	Zack Thompson	vs. Georgia	3/29/19
	Sean Hjelle	vs. Oakland	2/23/18
12	<b>ZACK LEE</b>	vs. <b>SOUTH CAROLINA</b>	<b>5/7/23</b>
	Mason Hazelwood	vs. Georgia State	3/13/21

### HOME RUNS ALLOWED

4	Justin Lewis	at Arkansas	3/17/18
	Zach Logue	at Missouri	4/15/17
3	Seven times		

### MISC. RECORD/STREAKS

**MOST RUNS IN AN INNING: 14, AT SOUTHERN ILLINOIS, 2023**

**OVERALL WINNING STREAK: 17 (2023)**

**SINGLE-SEASON WINNING STREAK: 17 (2023)**

**SEC WINNING STREAK: 5 (2023)**

Overall Losing Streak: Five (2021)

SEC Losing Streak: 11 from 2018-19

**HOME WINNING STREAK: 16 IN 2023**

Home Losing Streak: 6 in 2019

**ROAD WINNING STREAK: 7 IN 2023**

Road Losing Streak: 7 in 2019





**53 ALL-AMERICANS | 109 ALL-SEC | 48 MLB PLAYERS | 171 MLB DRAFT PICKS | 8 GOLD GLOVE WINNERS**

## SINGLE-SEASON RECORDS, PLAYER (MINGIONE ERA)

*\*Note: 2020 Covid-shortened season not included;  
Min. 1 AB/Game; 25 innings pitched*

### BATTING AVERAGE

.373	Evan White	2017
.361	Tristan Pompey	2017
.352	Kole Cottam	2018
	Zach Reks	2017
.349	Ryan Johnson	2019

### SLUGGING PERCENTAGE

.691	Luke Heyer	2018
.667	Kole Cottam	2018
.637	Evan White	2017
.618	Riley Mahan	2017
.607	T.J. Collett	2021

### ON-BASE PERCENTAGE

.464	Tristan Pompey	2017
.461	Zach Reks	2017
.453	Evan White	2017
.448	Tristan Pompey	2018
.440	Luke Heyer	2018

### RUNS SCORED

70	Tristan Pompey	2017
<b>59</b>	<b>JACKSON GRAY</b>	<b>2023</b>
58	Riley Mahan	2017
57	Chase Estep	2022
54	Kole Cottam	2018
50	Marcus Carson	2017

### HITS

96	Tristan Pompey	2017
88	Riley Mahan	2017
86	Zach Reks	2017
79	Evan White	2017
77	Kole Cottam	2018

### DOUBLES

24	Evan White	2017
23	Riley Mahan	2017
20	Tristan Pompey	2018
18	Tristan Pompey	2017
17	Chase Estep	2022
	Ryan Shinn	2019
	Luke Heyer	2018

### TRIPLES

<b>6</b>	<b>JACKSON GRAY</b>	<b>2023</b>
<b>3</b>	<b>JASE FELKER</b>	<b>2023</b>
	Marcus Carson	2017
	Riley Mahan	2017

### HOME RUNS

19	Kole Cottam	2018
18	Luke Heyer	2018
16	T.J. Collett	2021
15	Riley Mahan	2017
13	Three times	

### RBI

67	Riley Mahan	2017
<b>60</b>	<b>HUNTER GILLIAM</b>	<b>2023</b>
57	Luke Heyer	2018
51	Kole Cottam	2018
	Troy Squires	2018

### WALKS

46	Tristan Pompey	2017
42	Zach Reks	2017
40	Chase Estep	2022
39	Trey Dawson	2018
<b>37</b>	<b>EMILIEN PITRE</b>	<b>2023</b>
	Luke Becker	2018
	Luke Becker	2017

### STOLEN BASES

22	Austin Schultz	2021
<b>17</b>	<b>JACKSON GRAY</b>	<b>2023</b>
	Breydon Daniel	2019
<b>16</b>	<b>EMILIEN PITRE</b>	<b>2023</b>
	<b>JASE FELKER</b>	<b>2023</b>
	Chase Estep	2022
	Daniel Harris IV	2022
	John Thrasher	2022

### LOWEST ERA

0.93	Darren Williams (29.0 IP)	2022
1.59	Tyler Guilfoil (51.0 IP)	2022
1.95	Logan Salow (55.1 IP)	2017
2.13	Mason Hazelwood (25.1 IP)	2021
2.40	Zack Thompson (90.0 IP)	2019

### LOWEST OPPONENT AVERAGE

.156	Tyler Guilfoil (51.0 IP)	2022
.164	Chris Machamer (34.0 IP)	2017
.184	Zack Thompson (90.0 IP)	2019
.187	Zack Thompson (75.2 IP)	2017

### VICTORIES

11	Sean Hjelle	2017
8	Zack Thompson	2017
7	Sean Hjelle	2018
	Justin Lewis	2018
	Zach Logue	2017

### SAVES

12	Logan Salow	2017
10	Chris Machamer	2018
6	Tyler Guilfoil	2022
	Sean Harney	2021
5	Carson Coleman	2019

### APPEARANCES

31	Logan Salow	2017
28	Daniel Harper	2019
	Cole Daniels	2019
26	Daniel Harper	2022
	Cole Ayers	2019
	Jimmy Ramsey	2018

### INNINGS PITCHED

108.2	Sean Hjelle	2017
99.1	Sean Hjelle	2018
91.0	Justin Lewis	2017
90.0	Zack Thompson	2019
87.0	Zach Logue	2017

### STRIKEOUTS

130	Zack Thompson	2019
102	Sean Hjelle	2017
96	Zack Thompson	2017
92	Justin Lewis	2018
91	Sean Hjelle	2018