



53 ALL-AMERICANS | 109 ALL-SEC | 48 MLB PLAYERS | 171 MLB DRAFT PICKS | 8 GOLD GLOVE WINNERS

40-21 (16-14 SEC)

FEBRUARY

17	AT ELON	L, 2-0
18	AT ELON	W, 5-1
19	AT ELON	W, 4-0
21	EVANSVILLE	W, 6-3
24	WRIGHT STATE	W, 8-3
25	WRIGHT STATE	L, 12-9
26	WRIGHT STATE	W, 15-0
28	MOREHEAD STATE	W, 15-1

MARCH

4	INDIANA STATE (DH-1)	W, 4-2
4	INDIANA STATE (DH-2)	W, 5-4
5	INDIANA STATE	W, 7-6
7	MURRAY STATE	W, 6-2
8	OHIO	W, 9-2
10	AT SOUTHERN ILLINOIS	W, 5-4 (10)
11	AT SOUTHERN ILLINOIS	W, 7-2
12	AT SOUTHERN ILLINOIS	W, 21-3 (7)
14	INDIANA	W, 12-2 (7)
17	MISSISSIPPI STATE*	W, 5-4 (10)
18	MISSISSIPPI STATE*	W, 12-3
19	MISSISSIPPI STATE*	W, 17-2 (7)
21	EASTERN KENTUCKY	W, 9-3
24	AT #25 ALABAMA*	W, 4-3 (12)
25	AT #25 ALABAMA*	W, 9-5
26	AT #25 ALABAMA*	L, 4-3
28	AT WESTERN KENTUCKY	W, 10-8
31	#25 MISSOURI*	W, 12-2 (7)

APRIL

1	#25 MISSOURI*	W, 10-0 (8)
2	#25 MISSOURI*	W, 3-1
4	DAYTON	W, 13-6
7	AT GEORGIA*	W, 7-4
9	AT GEORGIA* (DH-1)	L, 3-0 (7)
9	AT GEORGIA* (DH-2)	L, 6-2 (7)
13	AT #1 LSU*	L, 16-6 (8)
14	AT #1 LSU*	W, 13-10
15	AT #1 LSU*	L, 7-6
18	XAVIER	W, 13-2 (8)
21	TEXAS A&M* (DH-1)	L, 6-3
22	TEXAS A&M* (DH-2)	L, 8-7
23	TEXAS A&M*	W, 8-1
25	#21 LOUISVILLE	L, 7-0
28	#5 AT VANDERBILT*	L, 6-4
29	#5 AT VANDERBILT*	L, 9-3
30	#5 AT VANDERBILT*	L, 3-2

MAY

5	#3 SOUTH CAROLINA*	W, 7-3
6	#3 SOUTH CAROLINA*	W, 14-7
7	#3 SOUTH CAROLINA*	W, 9-2
9	TENNESSEE TECH	W, 9-2
12	AT #11 TENNESSEE*	L, 6-10
13	AT #11 TENNESSEE*	L, 7-10
14	AT #11 TENNESSEE*	W, 10-0
18	#3 FLORIDA*	L, 10-3
19	#3 FLORIDA*	W, 6-4
20	#3 FLORIDA*	L, 5-2
23	#24 vs. ALABAMA	L, 4-0

JUNE

2	vs. BALL STATE (NCAA)	W, 4-0
3	vs. INDIANA (NCAA)	L, 3-5
4	vs. WEST VIRGINIA (NCAA)	W, 10-0
4	vs. INDIANA (NCAA)	W, 16-6
5	vs. INDIANA (NCAA)	W, 4-2
10	AT LSU (SR)	L, 14-0
11	AT LSU (SR)	L, 8-3



NO. 12 KENTUCKY WILDCATS

LEXINGTON REGIONAL CHAMPIONS



2023 RECORD: 40-21 (16-14 SEC)

COACH: NICK MINGIONE

OVERALL RECORD: 216-150 (.590) - 7TH YEAR


AT UK: SAME

KENTUCKY WINS SECOND REGIONAL TITLE IN SEVEN SEASONS

- UK HAS ADVANCED TO A SUPER REGIONAL FOR THE SECOND TIME IN THE LAST SIX NCAA TOURNAMENTS.
- UK COACH NICK MINGIONE HAS BEEN THE COACH FOR BOTH.
- MINGIONE NOW HAS 216 CAREER WINS, THIRD ON UK'S ALL-TIME LIST. HE HAS THE SECOND-HIGHEST WINNING PERCENTAGE OF ANY COACH WHO HAS SKIPPED AT LEAST 100 GAMES FOR THE WILDCATS.
- UK HAD 20 VICTORIES OVER NCAA TOURNAMENT TEAMS IN 2023.
- UK WENT 3-0 IN ELIMINATION GAMES IN ITS REGIONAL AND WAS HIT BY 22 PITCHES.
- IN THE REGIONAL, UK PITCHERS HAD TWO SHUTOUTS AND ALLOWED JUST 13 RUNS IN FIVE GAMES.
- DEVIN BURKES WAS MOST OUTSTANDING PLAYER, HUNTER GILLIAM HAD 11 RBI AND MASON MOORE PITCHED 10 SHUTOUT INNINGS.
- BROTHERS ZACH AND SETH LOGUE EACH HAVE PLAYED FOR ONE OF UK'S TWO SUPER REGIONAL CLUBS.
- FOR THE FIRST TIME IN SCHOOL HISTORY (FOR WHICH STATS ARE AVAILABLE, 1969) THE CATS HAVE FOUR PLAYERS WITH AT LEAST 15 STOLEN BASES.
- UK HAS DOMINATED THE "MIDDLE THIRD" OF GAMES THIS SEASON, OUTSCORING OPPONENTS 199-92 IN THE 5TH THROUGH 7TH INNING.
- UK LED THE NATION IN FIELDING PERCENTAGE.
- UK PITCHERS RANKED 10TH NATIONALLY IN HITS ALLOWED PER NINE INNINGS AND 12TH IN ERA.
- UK RANKED 13TH IN THE NATION IN ON-BASE PERCENTAGE, 5TH IN SACRIFICE BUNTS AND 3RD IN HBP.
- IN SEC PLAY, UK RANKED 1ST IN BATTING AVERAGE, 1ST IN DOUBLES, 1ST IN TRIPLES, 1ST IN STEALS, 1ST IN SACs, 1ST IN FIELDING PERCENTAGE, 2ND IN OBP AND MADE THE FEWEST ERRORS.
- IN SEC PLAY, UK RANKED 5TH IN ERA, 5TH IN OPPONENT BATTING AVG., 4TH IN HITS ALLOWED 3RD IN RUNS ALLOWED, AND 2ND IN HR ALLOWED.
- OUTFIELDER JACKSON GRAY RANKED 6TH NATIONALLY IN HBP WITH 25, 22ND IN OBP AND HAS 19 STEALS.
- THE 25 HBP ARE THE 2ND-MOST IN A SEASON IN UK HISTORY.
- GRAY'S 70 RUNS SCORED ARE TIED FOR THIRD MOST IN A SEASON IN PROGRAM HISTORY.
- INFILDER JASE FELKER'S 20 STOLEN BASES ARE THE SECOND MOST IN A SEASON IN THE MINGIONE ERA.
- GRAY HAD 19 STEALS AND EMILIEN PITRE HAD 18.
- UK HAD 15 TRIPLES THIS SEASON, ITS MOST SINCE 2007 (22).
- FIRST BASEMAN HUNTER GILLIAM HAD A 22-GAME HIT STREAK. IT IS THE SECOND-LONGEST AT UK SINCE 2005.
- GILLIAM IS EIGHTH NATIONALLY IN SAC FLIES WITH 8. IT IS THE MOST IN A SEASON IN PROGRAM HISTORY.
- GILLIAM'S 71 RBI ARE THE 6TH-MOST IN A SEASON IN PROGRAM HISTORY.
- GRAY AND EMILIEN PITRE EACH BOTH HAVE TWO FOUR-HIT GAMES THIS SEASON.
- IN THE MONTH OF APRIL, GRAY RANKED 5TH IN THE SEC IN AVERAGE (.400), 6TH IN RUNS (21) & 2ND IN OBP (.566).
- FELKER AND GRANT SMITH EACH ARE IN THE TOP 15 NATIONALLY IN SAC BUNTS WITH 11. THE TOTAL LEADS THE SEC.
- THE 23 RUNS UK SCORED vs. TENNESSEE ARE TIED FOR THE MOST THE VOLUNTEERS HAVE ALLOWED IN A WEEKEND SERIES SINCE 2019.
- THREE HIGHEST SINGLE-GAME ATTENDANCES IN SCHOOL HISTORY.
- MOST HBP IN SEASON IN PROGRAM HISTORY - 132 (PREVIOUS MARK, 109).
- HIGHEST FIELDING PERCENTAGE IN SCHOOL HISTORY (.984).
- MOST SHUTOUTS IN SINGLE SEASON IN PROGRAM HISTORY (6).
- FIRST THREE-GAME SWEEP OF MISSISSIPPI STATE SINCE 1987 (36 YEARS).
- 7TH 40-WIN SEASON IN HISTORY, ONLY SECOND IN 15 SEASONS.
- 7TH SEASON EVER FINISHING ABOVE .500 IN SEC.
- 17-GAME WIN STREAK WAS 4TH-LONGEST IN SCHOOL HISTORY.
- THIRD-LOWEST OPPONENT BATTING AVERAGE AGAINST (.237).
- 2ND SUPER REGIONAL IN SCHOOL HISTORY.
- 1ST LEAD IN SUPER REGIONAL IN SCHOOL HISTORY.
- LARGEST WIN IN NCAA TOURNAMENT HISTORY.
- 1ST SHUTOUT IN NCAA TOURNAMENT SINCE 1949.
- THREE STRAIGHT YEARS WITH AN ACADEMIC ALL-AMERICAN (ONLY 8TH SUCH HONOR IN UK HISTORY).
- MASON MOORE HELD OPPONENTS TO THE 3RD-LOWEST HITS ALLOWED/9 INNINGS IN SCHOOL HISTORY (5.03/9).
- MOORE HAD THE 2ND-LOWEST OPPONENT BATTING AVERAGE IN MINGIONE ERA (AT LEAST 30 IP)



BASEBALL IN LEXINGTON





REGIONAL RECAP

Kentucky advanced to its second Super Regional in the past six NCAA Tournaments the hard way...again. After Devin Burkes homered and the pitching staff blanked Ball State in the opener, Zack Lee's gem was spoiled by a late Indiana home run to send the Wildcats to the loser's bracket where they'd have to win three games in 36 hours.

Which is exactly what they did. Nolan McCarthy homered and Austin Strickland pitched six scoreless innings to lead UK past West Virginia before the Cats thundered past the Hoosiers in the nightcap.

In the winner-take-all Monday night game, both teams scored in the first and it was a tie game in the sixth when Burkes, Hunter Gilliam and Ryan Waldschmidt each doubled to give UK a 4-2 lead that Mason Moore iced.

Burkes was named the Lexington Regional's Most Outstanding Player, While Gilliam, Jase Felker, Waldschmidt, McCarthy, Strickland and Moore each made the tournament team.





53 ALL-AMERICANS | 109 ALL-SEC | 48 MLB PLAYERS | 171 MLB DRAFT PICKS | 8 GOLD GLOVE WINNERS

ALL-TIME SEASON RESULTS

YEAR RECORD SEC POSTSEASON

1896	1-2	-	-
1897	0-3	-	-
1898	NO RECORDS AVAILABLE		
1899	NO RECORDS AVAILABLE		
1900	NO RECORDS AVAILABLE		
1901	NO RECORDS AVAILABLE		
1902	NO RECORDS AVAILABLE		
1903	9-4	-	-
1904	7-10-1	-	-
1905	10-8	-	-
1906	12-2-1	-	-
1907	12-3	-	-
1908	12-5-1	-	-
1909	9-8	-	-
1910	12-8-1	-	-
1911	11-2	-	-
1912	12-5-1	-	-
1913	3-5-1	-	-
1914	9-5	-	-
1915	7-8-1	-	-
1916	7-4	-	-
1917	6-1	-	-
1918	4-1 (RECORDS INCOMPLETE)	-	-
1919	12-3	-	-
1920	11-3	-	-
1921	7-5 (RECORDS INCOMPLETE)	-	-
1922	7-9	-	-
1923	4-7	-	-
1924	8-5	-	-
1925	4-9	-	-
1926	5-5-2	-	-
1927	7-6	-	-
1928	7-6-1	-	-
1929	6-5-1	-	-
1930	6-5-1	-	-
1931	5-9	-	-
1932	NO TEAM		
1933	NO TEAM		
1934	1-10	0-2	-
1935	NO TEAM		
1936	NO TEAM		
1937	NO TEAM		
1938	NO TEAM		
1939	5-7	3-3	-
1940	6-8	3-5	-
1941	8-11	3-10	-
1942	7-6	2-4	-
1943	NO TEAM - WORLD WAR II		
1944	NO TEAM - WORLD WAR II		
1945	NO TEAM - WORLD WAR II		
1946	1-5	-	-
1947	7-9	4-4	-
1948	9-7	9-7	-
1949+	15-10	11-5	NCAA DISTRICT
1950+	16-7-1	11-2	NCAA DISTRICT

1951	8-10-1	5-9-1	-
1952	8-7	6-6	-
1953	7-11	5-9	-
1954	9-10	4-10	-
1955	2-13	0-12	-
1956	4-18	1-12	-
1957	6-17	2-14	-
1958	8-9	5-4	-
1959	18-8	9-5	-
1960	18-8	9-7	-
1961	17-8	10-6	-
1962	12-7-1	9-7	-
1963	11-11	8-10	-
1964	16-7	10-5	-
1965	12-10	7-7	-
1966	8-10	5-7	-
1967	14-16	8-9	-
1968	9-16	6-9	-
1969	14-18	7-9	-
1970	8-18	2-12	-
1971	18-15	7-8	-
1972	16-10-1	4-8	-
1973	16-19-1	4-11	-
1974	21-21	6-9	-
1975	20-23	7-8	-
1976+	28-18	15-9	-
1977	22-20	10-12	-
1978	20-25	6-15	-
1979*	29-18	13-11	-
1980	25-21	8-11	-
1981*	38-17-1	13-9-1	-
1982	21-34	6-17	-
1983	31-14	6-11	-
1984	25-22	9-13	-
1985	28-24	10-13	-
1986	25-28	7-21	-
1987*	40-15	16-11	-
1988*	38-25	18-9	NCAA REGIONAL
1989	28-25-1	10-17	-
1990	27-29	8-18	-
1991*	41-20	13-12	-
1992	33-23	10-14	-
1993*	38-23-1	14-14-1	NCAA REGIONAL
1994*	32-25	11-14	-
1995*	29-32	10-19	-
1996*	35-24	15-14	-
1997	20-34-1	10-20	-
1998*	26-31	12-18	-
1999*	25-32	13-17	-
2000*	38-20-1	12-16-1	-
2001	22-34	7-23	-
2002	17-36	6-24	-
2003	24-32	9-20	-
2004	24-30	7-23	-
2005	29-27	7-22	-

2006^	44-17	20-10	NCAA REGIONAL
2007	34-19-1	13-16-1	-
2008*	44-19	16-14	NCAA REGIONAL
2009	28-26	12-18	-
2010	31-25	13-17	-
2011	25-30	8-22	-
2012*	45-18	18-12	NCAA REGIONAL
2013*	30-25	11-19	-
2014*	37-25	14-16	NCAA REGIONAL
2015*	30-25	14-15	-
2016*	32-25	15-15	-
2017*	43-23	19-11	NCAA SUPERS
2018*	34-22	13-17	-
2019	26-29	7-23	-
2020#	11-6	0-0	-
2021*	29-23	12-18	-
2022*	33-26	12-18	-
2023*	40-21	16-14	NCAA SUPERS

ALL-TIME RECORD: 2,055-1,926-25 (.516)

ALL-TIME SEC RECORD: 769-1,023-8 (.429)

^ SEC CHAMPIONS

+ APPEARED IN SEC CHAMPIONSHIP SERIES

* MADE SEC TOURNAMENT

SEASON SHORTENED DUE TO COVID-19

MOST WINS IN A SEASON:

45 - 2012
44 - 2008
44 - 2006
43 - 2017
41 - 1991
40 - 2023
40 - 1987

MOST SEC WINS IN A SEASON:

20 - 2006
19 - 2017
18 - 2012
18 - 1988
16 - 2023
16 - 2008
16 - 1987



53 ALL-AMERICANS | 109 ALL-SEC | 48 MLB PLAYERS | 171 MLB DRAFT PICKS | 8 GOLD GLOVE WINNERS

PLAYER AWARDS

TYLER BOSMA

• ACADEMIC ALL-DISTRICT (COLLEGE SPORTS COMMUNICATORS)

DEVIN BURKES

• MOST OUTSTANDING PLAYER, LEXINGTON REGIONAL
• ALL-REGIONAL TEAM, LEXINGTON REGIONAL
• CO-NATIONAL PLAYER OF THE WEEK, 2/27/23 (COLLEGIATE BASEBALL)
• ACADEMIC ALL-DISTRICT (COLLEGE SPORTS COMMUNICATORS)

ALEX DEGEN

• SEC BRAD DAVIS COMMUNITY SERVICE AWARD
• SULLIVAN HUMANITARIAN AWARD, UNIVERSITY OF KENTUCKY
• SEC COMMUNITY SERVICE TEAM (THREE-TIME HONOREE)



PLAYER AWARDS

HUNTER GILLIAM

• ALL-REGIONAL TEAM, LEXINGTON REGIONAL
• SEC ALL-DEFENSIVE TEAM
• NATIONAL HITTER OF THE WEEK, 3/14/23 (NCBWA/DICK HOWSER TROPHY)
• CO-NATIONAL PLAYER OF THE WEEK, 3/13/23 (COLLEGIATE BASEBALL)
• CO-SEC PLAYER OF THE WEEK, 3/13/23

JACKSON GRAY

• ACADEMIC ALL-AMERICA, 2ND TEAM (COLLEGE SPORTS COMMUNICATORS)
• ACADEMIC ALL-DISTRICT (COLLEGE SPORTS COMMUNICATORS)

RYAN HAGENOW

• ACADEMIC ALL-DISTRICT (COLLEGE SPORTS COMMUNICATORS)
• MIDSEASON ALL-AMERICAN, THIRD TEAM



PLAYER AWARDS

ZACK LEE

• CO-NATIONAL PLAYER OF THE WEEK, 5/8/23 (COLLEGIATE BASEBALL)

NOLAN MCCARTHY

• ALL-REGIONAL TEAM, LEXINGTON REGIONAL

MASON MOORE

• ALL-REGIONAL TEAM, LEXINGTON REGIONAL

EMILIE PITRE

• ALL SOUTHEASTERN CONFERENCE, SECOND TEAM
• SEC ALL-DEFENSIVE TEAM
• ACADEMIC ALL-DISTRICT (COLLEGE SPORTS COMMUNICATORS)

TRAVIS SMITH

• SEC CO-FRESHMAN OF THE WEEK, 5/8/23

AUSTIN STRICKLAND

• ALL-REGIONAL TEAM, LEXINGTON REGIONAL

RYAN WALDSCHMIDT

• ALL-REGIONAL TEAM, LEXINGTON REGIONAL



2023 PLAYER HONORS

TYLER BOSMA

• ACADEMIC ALL-DISTRICT (COLLEGE SPORTS COMMUNICATORS)

DEVIN BURKES

• MOST OUTSTANDING PLAYER, LEXINGTON REGIONAL
• ALL-REGIONAL TEAM, LEXINGTON REGIONAL
• CO-NATIONAL PLAYER OF THE WEEK, 2/27/23 (COLLEGIATE BASEBALL)
• ACADEMIC ALL-DISTRICT (COLLEGE SPORTS COMMUNICATORS)
• BUSTER POSEY COLLEGIATE CATCHER OF THE YEAR WATCH LIST

ALEX DEGEN

• SEC BRAD DAVIS COMMUNITY SERVICE AWARD
• SULLIVAN HUMANITARIAN AWARD, UNIVERSITY OF KENTUCKY
• SEC COMMUNITY SERVICE TEAM (THREE-TIME HONOREE)

HUNTER GILLIAM

• ALL-REGIONAL TEAM, LEXINGTON REGIONAL
• SEC ALL-DEFENSIVE TEAM
• NATIONAL HITTER OF THE WEEK, 3/14/23 (NCBWA/DICK HOWSER TROPHY)
• CO-NATIONAL PLAYER OF THE WEEK, 3/13/23 (COLLEGIATE BASEBALL)
• CO-SEC PLAYER OF THE WEEK, 3/13/23

JACKSON GRAY

• MIDWEST ALL-REGION, 2ND TEAM (ABCA/RAWLINGS)
• ACADEMIC ALL-AMERICA, 2ND TEAM (COLLEGE SPORTS COMMUNICATORS)
• ACADEMIC ALL-DISTRICT (COLLEGE SPORTS COMMUNICATORS)

RYAN HAGENOW

• ACADEMIC ALL-DISTRICT (COLLEGE SPORTS COMMUNICATORS)
• MIDSEASON ALL-AMERICAN, THIRD TEAM (PERFECT GAME)
• NCBWA STOPPER OF THE YEAR, MIDSEASON WATCH LIST

ZACK LEE

• CO-NATIONAL PLAYER OF THE WEEK, 5/8/23 (COLLEGIATE BASEBALL)

NOLAN MCCARTHY

• ALL-REGIONAL TEAM, LEXINGTON REGIONAL

MASON MOORE

• ALL-REGIONAL TEAM, LEXINGTON REGIONAL

EMILIE PITRE

• ALL SOUTHEASTERN CONFERENCE, SECOND TEAM
• SEC ALL-DEFENSIVE TEAM
• ACADEMIC ALL-DISTRICT (COLLEGE SPORTS COMMUNICATORS)

GRANT SMITH

• GOLD GLOVE AWARD FINALIST, SS

TRAVIS SMITH

• SEC CO-FRESHMAN OF THE WEEK, 5/8/23

AUSTIN STRICKLAND

• ALL-REGIONAL TEAM, LEXINGTON REGIONAL

RYAN WALDSCHMIDT

• ALL-REGIONAL TEAM, LEXINGTON REGIONAL



53 ALL-AMERICANS | 109 ALL-SEC | 48 MLB PLAYERS | 171 MLB DRAFT PICKS | 8 GOLD GLOVE WINNERS

2023 ROSTER

NUMERICAL ROSTER

No.	Name	Pos.	B/T	Ht.	Wt.	Cl.	Hometown/Previous School
0	Kendal Ewell	OF	R/R	6-3	205	JR	Calumet City, Ill./Eastern Kentucky
1	Ryder Giles	IF/RHP	R/R	6-0	180	SR	Pinehurst, N.C./East Carolina
2	Jase Felker	IF/OF	S/R	6-2	180	SR	Princeton, Ky./Rend Lake College
4	Émilien Pitre	IF	L/R	5-11	185	SO	Repentigny, Quebec/Felix-Leclerc HS
5	Darren Williams	RHP	R/R	6-6	230	GR	Maysville, Ky./Eastern Kentucky
6	Reuben Church	IF	R/R	6-2	235	JR	Maryville, Tenn./Maryville HS
7	Devin Burkes	C	R/R	6-3	205	SO	Bradenton, Fla./Villages Charter HS
8	Isaiah Byars	IF	R/R	6-1	190	SR	Stone Mountain, Ga./North Florida
9	Chase Stanke	C	L/R	6-2	210	SR	Sugar Grove, Ill./Minnesota
10	Seth Chavez	RHP	R/R	6-2	200	R-JR	Pinetop, Ariz./East Tennessee State
11	Colby Frieda	RHP	R/R	6-3	215	SO	St. Johns, Fla./Creekside HS
12	Grant Smith	IF	R/R	6-0	190	SR	Albuquerque, N.M./Univ. of Incarnate Word
13	James McCoy	IF/OF	S/R	6-4	210	R-FR	Dunwoody, Ga./Wesleyan HS
14	Hunter Gilliam	IF	R/R	6-2	220	R-SR	Farmville, Va./Longwood University
16	Austin Strickland	RHP	R/R	6-2	205	JR	Winchester, Ohio/Archbishop Moeller HS
19	Nolan McCarthy	OF	R/R	6-0	200	SO	Kalamazoo, Mich./Portage Northern HS
20	Mason Moore	RHP	R/R	6-4	215	SO	Morehead, Ky./Rowan County Senior HS
21	Ryan Waldschmidt	OF	R/R	6-2	205	SO	Bradenton, Fla./Charleston Southern
22	Patrick Herrera	IF	R/R	6-2	180	SO	Mesa, Ariz./Northwestern University
23	Magdiel Cotto	LHP	L/L	6-4	250	JR	Fort Mill, S.C./South Carolina
24	Ryan Hagenow	RHP	R/R	6-5	210	JR	Knoxville, Tenn./Farragut HS
25	Seth Logue	RHP	R/R	6-1	175	JR	Mason, Ohio/Archbishop Moeller HS
26	Drew Lafferty	RHP	R/R	6-1	205	FR	South Park, Pa./South Park HS
28	Hayden Smith	LHP	L/L	6-2	200	FR	Nicholasville, Ky./West Jessamine HS
30	Aaron Blum	LHP	L/L	6-3	175	FR	Cincinnati, Ohio/St. Xavier HS
33	Travis Smith	RHP	R/R	6-4	220	R-FR	Walton, Ky./Walton-Verona HS
34	Lukas Schramm	OF	R/R	6-3	215	FR	Apex, N.C./Pro5 Baseball Academy
35	Tyler Bosma	LHP	L/L	6-6	240	GR	Holland, Mich./Miami (Ohio)
36	Logan Martin	RHP	R/R	6-1	205	SR	Cartersville, Ga.; Mayfield, Ky./Sewanee
40	Zach Hise	RHP	R/R	6-5	210	SO	Joliet, Ill./Missouri
41	Evan Byers	LHP	L/L	5-11	180	SO	Nicholasville, Ky./Lexington Christian Academy
43	Jackson Nove	LHP	L/L	6-5	215	SO	Fairfax, Iowa/Prairie HS
44	Reed Gannon	LHP	R/L	6-3	205	R-FR	Minooka, Ill./Minnoka Community HS
46	Christian Howe	RHP	R/R	6-4	195	R-FR	Danville, Ky./Danville HS
48	Zack Lee	RHP	R/R	6-4	195	SR	Effingham, Ill./Effingham HS
51	Jackson Gray	OF	L/R	6-2	215	SR	Wheaton, Ill./Western Kentucky
52	Austin Fawley	C/IF	R/R	6-2	190	FR	Lantana, Fla./Park Vista Community School

ALPHABETICAL

30	Aaron Blum	LHP
35	Tyler Bosma	LHP
7	Devin Burkes	C
8	Isaiah Byars	IF
41	Evan Byers	LHP
10	Seth Chavez	RHP
6	Reuben Church	IF
23	Magdiel Cotto	LHP
0	Kendal Ewell	OF
52	Austin Fawley	C/IF
2	Jase Felker	IF/OF
11	Colby Frieda	RHP
44	Reed Gannon	LHP
1	Ryder Giles	IF/RHP
14	Hunter Gilliam	IF
51	Jackson Gray	OF
24	Ryan Hagenow	RHP
22	Patrick Herrera	IF
40	Zach Hise	RHP
46	Christian Howe	RHP
26	Drew Lafferty	RHP
48	Zack Lee	RHP
25	Seth Logue	RHP
36	Logan Martin	RHP
19	Nolan McCarthy	OF
13	James McCoy	IF/OF
20	Mason Moore	RHP
43	Jackson Nove	LHP
4	Émilien Pitre	IF
34	Lukas Schramm	OF
12	Grant Smith	IF
28	Hayden Smith	LHP
33	Travis Smith	RHP
9	Chase Stanke	C
16	Austin Strickland	RHP
21	Ryan Waldschmidt	OF
5	Darren Williams	RHP

COACHING STAFF

Head Coach: Nick Mingione #27 (Embry-Riddle, 2000)

Career Record (all at Kentucky): 216-150 (.590); 7th season

Assistant Coach/Pitching: Dan Roszel, #15 (North Florida, 2000)

Assistant Coach/Recruiting Coordinator: Will Coggin, #17 (Mississippi State, 2010)

Volunteer Assistant Coach: Nick Ammirati, #45 (Mississippi State, 2013)

Student Assistant: Alex Degen #31

Director of Operations: Brock Doud

Director of Player Development: Jake Scott

PRONUNCIATION GUIDE

Ammirati	Am-uh-rah-tee
Blum	Bloom
Bosma	Boz-muh
Degen	Deeg-in
Emilien Pitre	En-milly-en Pee-tray
Ewell	You'll
Colby Frieda	Cole-bee Free-duh
Gilliam	Gill-um
Hagenow	Hey-guh-now
Hise	Hice
Logue	Lowguh
Magdiel Cotto	Mag-D-el CO-toe
Mingione	Min-G-own
Nove	No-V
Roszel	Rose-L
Stanke	Stank-E



53 ALL-AMERICANS | 109 ALL-SEC | 48 MLB PLAYERS | 171 MLB DRAFT PICKS | 8 GOLD GLOVE WINNERS

2023 SOCIAL MEDIA ROSTER

NAME	TWITTER
AARON BLUM	@AARONBLUM12
TYLER BOSMA	@T_Boz4
DEVIN BURKES	@DEVIN_BURKES
ISAIAH BYARS	@BYARS_ISAIAH
EVAN BYERS	@EVAN_BYERS21
SETH CHAVEZ	N/A
REUBEN CHURCH	@REUBEN_CHURCH12
MAGDIEL COTTO	@COTTO_MAGDIEL
KENDAL EWELL	@EWELLKENDAL
AUSTIN FAWLEY	@FAWLEY_AUSTIN
JASE FELKER	@4_JASE
COLBY FRIEDA	@FRIEDACOLBY
REED GANNON	@REEDGANNON
RYDER GILES	@RYDERGILES
HUNTER GILLIAM	@CAPTGILLIAM
JACKSON GRAY	@JACKSONGRAY23
RYAN HAGENOW	@HAGENOWRYAN
PATRICK HERRERA	@PATRICKCHERRERA
ZACH HISE	@ZACHHISE24
CHRISTIAN HOWE	@CHOWE03
DREW LAFFERTY	N/A
ZACK LEE	@ZACK_LEE21
SETH LOGUE	@SLOGUE13
LOGAN MARTIN	@LTMARTIN17
NOLAN MCCARTHY	@NOLANMCCARTHY9
JAMES MCCOY	@J_MCCOY2021
MASON MOORE	@MASONMOORE_20
JACKSON NOVE	@JACKSON_NOVE
ÉMILIEN PITRE	@EMILIEN_PITRE
LUKAS SCHRAMM	@BATTERINSCHRAMM
GRANT SMITH	@GRANTSMITHNM
HAYDEN SMITH	@HAYDENSMITH013
TRAVIS SMITH	@TRAVIS1109
CHASE STANKE	@CHASESTANKE
AUSTIN STRICKLAND	@STRICKY_A
RYAN WALDSCHMIDT	@RYANWALDY21
DARREN WILLIAMS	@DUB_WILLIAMS24

NAME	INSTAGRAM
AARON BLUM	@AARONBLUM_
TYLER BOSMA	@TBOZ4
DEVIN BURKES	@DB_GO_HARD24
ISAIAH BYARS	@ISAIAHBYARSS
EVAN BYERS	@EVAN_BYERS21
SETH CHAVEZ	@SETH7CHAVEZ
REUBEN CHURCH	@REU6EN
MAGDIEL COTTO	@MAGDIEL.COTTO
KENDAL EWELL	@KENDALEWELL
AUSTIN FAWLEY	@AUSTIN.FAWLEY
JASE FELKER	@JASEFELKER2
COLBY FRIEDA	@COLBY_FRIEDA
REED GANNON	@REEDGANNON
RYDER GILES	@RYDERGILES3
HUNTER GILLIAM	@HUNTERGILLIAM4
JACKSON GRAY	@JACKSONISGRAY
RYAN HAGENOW	@RYANHAGENOW
PATRICK HERRERA	@PATRICKHERRERA2
ZACH HISE	@ZACHHISE
CHRISTIAN HOWE	@CHOWE_02
DREW LAFFERTY	@DREW.LAFFERTY
ZACK LEE	@ZLEE48
SETH LOGUE	@SETH.LOGUE
LOGAN MARTIN	@LOGANTMARTIN_
NOLAN MCCARTHY	@NOLAN_MCCARTHY
JAMES MCCOY	@J.MCCOY13
MASON MOORE	@MASONMOORE20
JACKSON NOVE	@JACKSON.NOVE
ÉMILIEN PITRE	@EMILIEN_PITRE
LUKAS SCHRAMM	@LUKASSCHRAMM_
GRANT SMITH	@_GRANT.SMITH_
HAYDEN SMITH	@HAYDENBSMITH
TRAVIS SMITH	@TSMITH.9
CHASE STANKE	@CHASE.STANKE
AUSTIN STRICKLAND	@STRICKY_A
RYAN WALDSCHMIDT	@RYANWALDSCHMIDT
DARREN WILLIAMS	@DARREN_WILLIAMS24



@UKBaseball



@kentuckybaseball



/UKBaseball



53 ALL-AMERICANS | 109 ALL-SEC | 48 MLB PLAYERS | 171 MLB DRAFT PICKS | 8 GOLD GLOVE WINNERS



"HE'S A SPECIAL COACH. HE'S ONE OF MY BEST FRIENDS IN THE WORLD. I JUST TOLD HIM AFTER THE GAME THAT I LOVE HIM. I THINK HE DID THE BEST COACHING JOB OF ANYBODY IN THE SEC THIS YEAR. HANDS DOWN. NO QUESTION ABOUT IT.

THEY KNOW HOW TO PLAY. THEY KNOW HOW TO WIN. THEIR PITCHERS KNOW EXACTLY WHO THEY ARE, HOW TO EXECUTE IT. THEY KNOW EXACTLY THE STYLE OF OFFENSE THAT THEY ARE, AND THEY PLAY IT GREAT.

I JUST TOLD HIM, SOME DAY KENTUCKY WILL PLAY IN OMAHA I WILL BE THERE SUPPORTING HIM AND HIS TEAM. HE'S A SPECIAL DUDE. HE'S A SPECIAL COMPETITOR. HE'S A GREAT COACH AND A GREAT HUMAN BEING."

-LSU COACH JAY JOHNSON, ON NICK MINGIONE



PLAYER AWARDS

TYLER BOSMA

- ACADEMIC ALL-DISTRICT (COLLEGE SPORTS COMMUNICATORS)

DEVIN BURKES

- MOST OUTSTANDING PLAYER, LEXINGTON REGIONAL
- ALL-REGIONAL TEAM, LEXINGTON REGIONAL
- CO-NATIONAL PLAYER OF THE WEEK, 2/27/23 (COLLEGIATE BASEBALL)
- ACADEMIC ALL-DISTRICT (COLLEGE SPORTS COMMUNICATORS)

ALEX DEGEN

- SEC BRAD DAVIS COMMUNITY SERVICE AWARD
- SULLIVAN HUMANITARIAN AWARD, UNIVERSITY OF KENTUCKY
- SEC COMMUNITY SERVICE TEAM (THREE-TIME HONOREE)



PLAYER AWARDS

HUNTER GILLIAM

- ALL-REGIONAL TEAM, LEXINGTON REGIONAL
- SEC ALL-DEFENSIVE TEAM
- NATIONAL HITTER OF THE WEEK, 3/14/23 (NCBWA/DICK HOWSER TROPHY)
- CO-NATIONAL PLAYER OF THE WEEK, 3/13/23 (COLLEGIATE BASEBALL)
- CO-SEC PLAYER OF THE WEEK, 3/13/23

JACKSON GRAY

- ACADEMIC ALL-AMERICA, 2ND TEAM (COLLEGE SPORTS COMMUNICATORS)
- ACADEMIC ALL-DISTRICT (COLLEGE SPORTS COMMUNICATORS)

RYAN HAGENOW

- ACADEMIC ALL-DISTRICT (COLLEGE SPORTS COMMUNICATORS)
- MIDSEASON ALL-AMERICAN, THIRD TEAM



PLAYER AWARDS

ZACK LEE

- CO-NATIONAL PLAYER OF THE WEEK, 5/8/23 (COLLEGIATE BASEBALL)

NOLAN MCCARTHY

- ALL-REGIONAL TEAM, LEXINGTON REGIONAL

MASON MOORE

- ALL-REGIONAL TEAM, LEXINGTON REGIONAL

EMILIE PITRE

- ALL SOUTHEASTERN CONFERENCE, SECOND TEAM
- SEC ALL-DEFENSIVE TEAM
- ACADEMIC ALL-DISTRICT (COLLEGE SPORTS COMMUNICATORS)

TRAVIS SMITH

- SEC CO-FRESHMAN OF THE WEEK, 5/8/23

AUSTIN STRICKLAND

- ALL-REGIONAL TEAM, LEXINGTON REGIONAL

RYAN WALDSCHMIDT

- ALL-REGIONAL TEAM, LEXINGTON REGIONAL





53 ALL-AMERICANS | 109 ALL-SEC | 48 MLB PLAYERS | 171 MLB DRAFT PICKS | 8 GOLD GLOVE WINNERS

TEAM NOTES

- IN SEC PLAY, UK RANKED 1ST IN BATTING AVERAGE, 1ST IN DOUBLES, 1ST IN TRIPLES, 1ST IN STEALS, 1ST IN SACS, 1ST IN FIELDING PERCENTAGE, 2ND IN OBP AND MADE THE FEWEST ERRORS.
- IN SEC PLAY, UK RANKED 5TH IN ERA, 5TH IN OPPONENT BATTING AVG., 4TH IN HITS ALLOWED, 3RD IN RUNS ALLOWED, AND 2ND IN HR ALLOWED.
- THREE STRAIGHT YEARS WITH AN ACADEMIC ALL-AMERICAN (ONLY 8TH SUCH HONOR IN UK HISTORY)



INDIVIDUAL RECORDS

HUNTER GILLIAM

- MOST SAC FLIES IN SCHOOL HISTORY (8)
- 2ND-LONGEST HIT STREAK SINCE 2005 (22 GAMES)
- 6TH-MOST RBI IN A SEASON; 2ND MOST IN MINGIONE ERA (71)

JACKSON GRAY

- 2ND-MOST HBP IN SEASON (25)
- 7-3RD-MOST RUNS IN SEASON (70)
- 6TH-MOST TRIPLES IN SEASON (6)
- HIGHEST OBP IN MINGIONE ERA (.491)

DEVIN BURKES

- 2ND-MOST RBI IN A GAME SINCE 2007 (7)
- 4TH-MOST RBI IN SEASON IN MINGIONE ERA (53)
- 5TH-MOST RUNS SCORED IN A SEASON IN MINGIONE ERA



NCAA TOURNAMENT

- 2ND SUPER REGIONAL IN SCHOOL HISTORY
- 1ST LEAD IN SUPER REGIONAL IN SCHOOL HISTORY
- LARGEST WIN IN NCAA TOURNAMENT HISTORY
- 1ST SHUTOUT IN NCAA TOURNAMENT SINCE 1949
- 2ND-MOST HBP IN A GAME IN HISTORY (9)



INDIVIDUAL RECORDS

JASE FELKER

- 2ND-MOST SB IN SEASON IN MINGIONE ERA (21)

EMILIEN PITRE

- 2ND-MOST BB IN SEASON IN MINGIONE ERA (42)
- 3RD-MOST SB IN SEASON IN MINGIONE ERA (20)

MASON MOORE

- 3RD-LOWEST HITS ALLOWED/9 INNINGS IN SCHOOL HISTORY (5.03/9)
- 2ND-LOWEST OPPONENT BATTING AVERAGE IN MINGIONE ERA (AT LEAST 30 IP)
- 3RD-LOWEST SEASON ERA IN MINGIONE ERA (AT LEAST 30 IP)



NCAA RECORDS/RANKS

- LED COUNTRY IN FIELDING PERCENTAGE
- 3RD IN HBP
- 5TH IN SACS
- 11TH IN HITS ALLOWED/9 INNINGS
- 12TH IN SHUTOUTS
- 18TH IN OBP
- 19TH IN DOUBLE PLAYS TURNED
- 20TH IN ERA
- NO. 2 RPI; NO. 1 SOS



MINGIONE ERA

- LONGEST OVERALL WIN STREAK
- LONGEST HOME WIN STREAK
- LONGEST ROAD WIN STREAK
- LONGEST SEC WIN STREAK
- MOST SB IN A SEASON (94)



SCHOOL RECORDS

- THREE HIGHEST SINGLE-GAME ATTENDANCES IN SCHOOL HISTORY
- MOST HBP IN SEASON - 132 (PREVIOUS MARK, 109)
- HIGHEST FIELDING PERCENTAGE IN SCHOOL HISTORY (.984)
- MOST SHUTOUTS IN SINGLE SEASON (6)
- FIRST THREE-GAME SWEEP OF MISSISSIPPI STATE SINCE 1907 (36 YEARS)
- 7TH 40-WIN SEASON IN HISTORY, ONLY SECOND IN 15 SEASONS
- 7TH SEASON EVER FINISHING ABOVE .500 IN SEC
- 17-GAME WIN STREAK WAS 4TH-LONGEST IN SCHOOL HISTORY
- THIRD-LOWEST OPPONENT BATTING AVERAGE AGAINST (.237)
- ONLY TIME IN SCHOOL HISTORY WITH FOUR PLAYERS OF 15+ SB
- MOST RUNS IN AN INNING (14)





53 ALL-AMERICANS | 109 ALL-SEC | 48 MLB PLAYERS | 171 MLB DRAFT PICKS | 8 GOLD GLOVE WINNERS

NCAA SUPER REGIONAL SCHEDULE FOR KENTUCKY BASEBALL

MONDAY - 5	TUESDAY - 6	WEDNESDAY - 7	THURSDAY - 8	FRIDAY - 9	SATURDAY - 10	SUNDAY - 11
UK 4, Indiana 2 Regional Championship	Off	Practice	Practice/Travel	Practice	at LSU 14, UK 0	at LSU 8, UK 3

LINE DRIVES IN THE SCOREBOOK

Kentucky has made it its mission to create "chaos" on the basis by running, bunting and pressuring opponents as much as possible this season, which has manifested itself in making the Wildcats unique to prepare to play and taken advantage of personnel in the process. Although there have certainly been bunt hits that were mislabeled in stat programs, UK has 77 bunt hits or sacrifices this season.

PLAYER	BUNT HITS	SACRIFICES
Devin Burkes	0	4
Isaiah Byars	1	0
Reuben Church	0	1
Kendal Ewell	0	1
Jase Felker	5	11
Ryder Giles	0	1
Hunter Gilliam	0	3
Jackson Gray	2	5
Nolan McCarthy	2	2
James McCoy	1	1
Emilien Pitre	1	4
Grant Smith	8	11
Chase Stanke	0	2
Ryan Waldschmidt	2	9
Totals	22	55

DEREK BRYANT: HALL OF FAMER

Last November, Kentucky inducted **Derek Bryant** into the UK Athletics Hall of Fame for his standout career in the Blue and White. Bryant, a Henry Clay (Lexington) High School product, played at UK from 1970-73.

Two-time All-SEC First Team honoree during his days at UK ... Exceptional hitter with career batting average of .369 (stats available for his last three seasons), with a career-high mark of .408 in 1971 ... First African-American baseball player at UK ... Drafted by the San Francisco Giants out of Henry Clay High School before deciding to enroll at Kentucky ... Drafted by the Oakland A's out of UK in 1973 and spent his entire professional career with the A's (1973-1981) ... Played in 39 MLB games for the Athletics during the 1979 season ... Had a successful playing and managerial career in the Mexican Professional League after his playing days, including two league titles (1995 and '96) as manager of Monterrey ... Member of the Mexican Baseball League Hall of Fame .. Continues to be an executive with Hermosillo of the Mexican Pacific League (winter league).

The UK Athletics Hall of Fame will recognize and honor persons whose participation and contributions enriched and strengthened the University's athletic program. Criteria that will be considered includes athletic and academic accomplishments of the individual while at UK, as well as post-UK accomplishments and character.

Others inducted with baseball connections include: Sawyer Carroll and AJ Reed (2020), Collin Cowgill (2017), Andy Green (2015), Terry Shumpert (2014), Jeff Keener (2012), Jeff Abbott (2011), Jim Host (2009), Brandon Webb (2009), Dom Fucci (2007), Ellis Johnson (2006) and Keith Madison (2005).



THE BIG INNING (32)

(*4 or more runs scored)		
OPPONENT	INNING	RUNS
Wright State	7th	5
Wright State	2nd	4
Wright State	8th	6
Morehead State	4th	8
Morehead State	7th	6
Indiana State	2nd	4
Indiana State	5th	4
Indiana State	2nd	4
Ohio	2nd	4
Southern Illinois	4th	4
Southern Illinois	1st	4
Southern Illinois	5th	14
Indiana	6th	6
Mississippi State	1st	4
Mississippi State	5th	5
Mississippi State	1st	4
Mississippi State	5th	4
Mississippi State	6th	8
Eastern Kentucky	8th	4
Western Kentucky	7th	6
Western Kentucky	8th	4
Missouri	1st	5
Missouri	1st	4
Dayton	6th	4
Dayton	7th	5
LSU	5th	5
LSU	7th	5
Xavier	1st	4
Texas A&M	7th	4
Tennessee Tech	6th	6
Indiana	2nd	4
Indiana	7th	7

QUALITY STARTS (10)

(*6 IP, 3 OR FEWER EARNED RUNS)		
DATE	PITCHER (#)	IP (H, R-ER, BB, K)
2/18	Bosma (1)	6.0 (2, 0-0, 0, 4)
2/24	Martin (1)	6.0 (4, 3-3, 2, 8)
2/26	Lee (1)	6.0 (3, 0-0, 1, 6)
3/5	Lee (2)	6.0 (6, 3-2, 0, 9)
3/10	Williams (1)	6.0 (7, 2-2, 0, 3)
4/2	Bosma (2)	6.0 (4, 0-0, 1, 6)
5/5	T. Smith (1)	6.0 (4, 1-1, 3, 5)
5/7	Lee (3)	6.2 (7, 2-2, 0, 12)
5/20	Strickland (1)	6.2 (3, 3-3, 1, 7)
6/4	Strickland	6.0 (4, 0-0, 1, 6)

SAVES (10)

DATE	PITCHER (#)	OPPONENT
2/18	Strickland (1)	Elon
2/21	Moore (1)	Evansville
2/24	Williams (1)	Wright State
3/4	Moore (2)	Indiana State
3/7	Moore (3)	Murray State
3/24	Hagenow (1)	Alabama
3/28	Hise (1)	WKU
4/2	Chavez (1)	Missouri
4/14	Giles (1)	LSU
5/5	Moore (4)	South Carolina
5/19	Williams (2)	Florida



53 ALL-AMERICANS | 109 ALL-SEC | 48 MLB PLAYERS | 171 MLB DRAFT PICKS | 8 GOLD GLOVE WINNERS

WILDCATS RECORD WHEN...

	2023	MINGIONE
Record	40-21	216-150
Home	26-6	147-63
Away	11-13	55-78
Neutral	3-2	11-9
SEC	16-14	78-99
Home	10-2	45-42
Road	5-10	32-57
Non-Conference.....	24-4	133-40
Home	18-3	104-20
Road	6-1	23-19
Neutral.....	0-0	6-1
Non-Power Five.....	20-2	115-16
Postseason	4-4	12-13
Day games	28-12	145-84
Night games.....	13-9	71-66
One-run games	5-4	36-26
Two-run games	5-3	27-27
Five+ run games.....	21-6	107-61
Extra-inning games	3-0	9-6
In shutouts	6-4	7-9
Scoring first	29-7	149-54
Opponent scores first.....	12-16	29-99
Scoring 10 or more runs.....	14-0	86-2
Allowing 10 or more runs	1-6	3-47
Scoring six runs or more.....	30-7	162-34
Scoring four runs or less.....	6-14	30-108
Allowing four runs or less.....	31-5	159-28
Hitting home run(s).....	24-9	148-83
Allowing home run(s).....	17-17	89-114
Out-hitting an opponent	33-4	179-32
Out-hit by opponent.....	6-15	27-114
Matching opponents hits.....	1-2	9-4
vs. LHP	12-12	72-43
vs. RHP	24-9	140-107
Leading after seventh inning	37-3	181-13
Trailing after seventh inning	3-17	20-124
Tied after the seventh inning	0-1	12-11
Decided in the last at bat.....	8-4	33-18
Not committing an error	25-12	102-45
Committing two or more errors	3-5	30-54
vs. Top 25	11-14	60-92
vs. Top 10	5-9	30-55
On Monday	1-0	2-0
On Tuesday	9-2	51-15
On Wednesday	1-0	15-5
On Thursday	0-2	5-13
On Friday	10-3	52-40
On Saturday	8-9	47-48
On Sunday	11-5	47-29
In February	6-2	38-16
In March	17-1	85-34
In April	7-10	49-54
In May	6-5	40-41
In June	4-3	8-6
In 1st Base Dugout.....	6-5	87-56
In 3rd Base Dugout	34-16	129-93

UNI WATCH

HOME		
White top/White pants/Blue cap.....	10-3.....	43-16
Blue top/White pants/Blue cap.....	3-1.....	29-8
Blue top/Pinstripe pants/Blue cap.....	1-0.....	14-5
Blue top/White pants/Black cap.....	0-0.....	1-0
Blue top/White pants/Camo cap.....	1-1.....	1-2
Black top/White pants/Black cap.....	2-1.....	13-10
Black top/White pants/Blue cap.....	0-0.....	1-1
Black top/White pants/Blue cap.....	0-0.....	1-1
Black top/White pants/Camo cap.....	0-0.....	2-0
Black top/Pinstripe pants/Black cap.....	3-0.....	3-1
Creams/Blue cap.....	4-2.....	20-6
Pinstripes/Blue cap.....	3-1.....	18-13

ROAD

Gray top/Gray pants/Blue cap.....	2-1	15-18
Gray top/Gray pants/Black cap.....	0-1	5-9
Gray top/Gray pants/Black cap.....	3-3	8-11
Blue top/Gray pants/Blue cap	3-2	22-26
Blue top/Gray pants/Gray cap	2-0	2-0
Black top/Gray pants/Black cap	1-6	11-27
Black top/Gray pants/Blue cap	0-0	1-0

BIGGIE BOX

One of the pillars of UK's offense is working its game goals in search of the big inning - "Biggie Box" - which is defined as any inning where the Cats put four or more runs on the scoreboard. The approach has been so effective the lineup has opened its "Biggie Box" 177 times since Mingione took over (37 in 2017, 31 in 2018, 20 in 2019, 19 in 2021, 28 in 2022, 30 in 2023) and recorded 11 such innings in just 17 games during the pandemic-shortened 2020 season. The Cats also are 162-34 under Mingione when scoring six or more runs, including 30-7 this season. (See box on page nine for Biggie Box innings)

KENTUCKY PITCHING

ALL-REGIONAL TEAM
MASON MOORE
AUSTIN STRICKLAND

SEC/NATIONAL AWARDS
RYAN HAGENOW
• MIDSEASON ALL-AMERICAN, THIRD TEAM (PERFECT GAME)

ZACK LEE
• CO-NATIONAL PLAYER OF THE WEEK, 5/9/23 (COLLEGIATE BASEBALL)

TRAVIS SMITH
• SEC CO-FRESHMAN OF THE WEEK, 5/8/23

SCHOOL RECORDS
• MOST SHUTOUTS IN SINGLE SEASON (6)
• THIRD-LOWEST OPPONENT BATTING AVERAGE

YOU GET A ROS(ZEL)

Kentucky's pitching staff has benefitted greatly from the work of Dan Roszel, who has spent the majority of his coaching career at East Carolina and Kentucky. He also helped develop Boston star lefty Chris Sale. Since arriving at UK prior to the 2020 season his pitching staff has had a struck out 10 batters per nine innings. In 2022, the unit set the school record for strikeouts in a season with 593.

In the Lexington Regional the Wildcats tossed a pair of shutouts, the first time they've blanked an opponent in the NCAA Tournament in the modern era and overall since 1949. Also, Roszel's unit allowed just 13 total runs in five games and sophomore Mason Moore threw 10 shutout innings (14 total scoreless in NCAA Tournament).

Roszel has a lengthy track record of producing big leaguers and saw three of his former players at Florida Gulf Coast, including Sale and MLBERS Richard Bleier and Casey Coleman, inducted into the school's athletics Hall of Fame in the past two years.

ON THE HUNT

Grad transfer Hunter Gilliam was just what Kentucky needed both on and off the diamond. He claimed national and conference honors for his play while blistering the baseball and delivering defense that has invoked memories of Gold Glover Evan White. Gilliam has earned the nickname "Captain" and immediately became a locker room leader with his affable personality and unselfish nature. He also has etched his name in the school record books with a 22-game hit streak that ranks as the second-longest since 2005 behind Gunnar McNeill's 23-game streak in 2016. He recently was named to the SEC's All-Defensive Team and set the UK record for SAC flies in a season at eight.





53 ALL-AMERICANS | 109 ALL-SEC | 48 MLB PLAYERS | 171 MLB DRAFT PICKS | 8 GOLD GLOVE WINNERS

2023 SPLITS

	G	AVG.	R	H	2B	3B	HR	RBI	BB	K	SB
OVERALL	61	.290	433	571	116	15	54	389	303	513	94
SEC	30	.282	201	272	54	7	29	178	143	252	53
NON-SEC	23	.317	192	238	48	8	16	175	137	303	34
POSTSEASON	8	.238	40	61	14	0	9	36	23	58	7
HOME	32	.319	263	324	68	13	30	238	179	257	54
AWAY	24	.259	137	206	36	2	19	121	106	223	36
NEUTRAL	5	.256	33	41	12	0	5	30	18	33	4
DAY	43	.291	299	405	83	12	36	267	215	344	67
NIGHT	18	.286	134	166	33	3	18	122	88	169	27
WINS	40	.323	364	425	81	15	41	295	326	327	69
LOSSES	21	.223	69	146	35	0	13	63	73	186	25
FEBRUARY	8	.325	63	87	21	2	5	59	43	71	13
MARCH	17	.294	146	165	31	7	14	126	99	162	33
APRIL	17	.267	100	140	23	2	7	89	86	130	21
MAY	11	.311	73	113	27	3	17	67	47	90	19
JUNE	7	.243	40	55	12	0	9	36	20	53	5

OUI, OUI

Sophomore infielder Emilien Pitre has been a revelation for the Cats, batting .318 with more walks than strikeouts and 20 stolen bases. Credit the coaching staff for discovering the Canadian and earning his commitment to UK as a 130-pound high schooler who barely spoke English outside of his native French. He has quickly assimilated to the culture and language of college baseball. He was named Second Team All-SEC and SEC All-Defensive Team.

ACTION JACKSON

Senior outfielder Jackson Gray has quietly been one of the best players in the country this season, particularly since the calendar flipped to April. He ranked in the top three players in a talent-laden Southeastern Conference in four offensive categories during the regular season, is amongst the national leaders in hit by pitch, reached base nearly 50 percent of the time, all while playing a Gold Glove-caliber centerfield.

ON ROCKY TOP

Although Kentucky couldn't overcome a pair of difficult starts and win the series, the Wildcats proved their offensive identity works yet again, scoring 23 runs against Tennessee's vaunted pitching staff. The 23 runs tie Missouri (2023) for the most scored against the Volunteers in a weekend series since 2019. UK's pitchers also shut out the Vols, the first time that has happened to the orange and white since 2021.

#EVERYTHINGSCHOOL

Under the direction of athletics director Mitch Barnhart, UK has greatly enhanced its athletic profile across the entire department since his arrival. In recent years, volleyball and rifle each have won a national championship, football has had a pair of 10-win seasons and Citrus Bowl championships, men's tennis finished national runner-up (tennis won the 2023 SEC Tournament as well), men's soccer completed an undefeated regular season and No. 1 overall seed in NCAA Tournament, baseball reached first-ever Super Regional and repeated this season, softball advanced to the WCWS, women's swimming won the Southeastern Conference title, track and field and gymnastics (2023 NCAA Final Four) each cemented their status as elite programs on the national scene, and women's basketball won the SEC Tournament for the first time. That's not to mention the continued excellence of men's basketball and cheerleading, all of which culminated in a school-record ninth place finish in the Director's Cup standings for 2021-22.

MULTI-HIT GAMES AT UK

PLAYER	2023	CAREER
ISAIAH BYARS	1	1
DEVIN BURKES	19	20
REUBEN CHURCH	6	19
KENDAL EWELL	2	2
JASE FELKER	18	21
HUNTER GILLIAM	16	16
JACKSON GRAY	21	21
NOLAN MCCARTHY	7	8
JAMES MCCOY	6	6
EMILIEN PITRE	17	17
GRANT SMITH	13	13
CHASE STANKE	1	1
RYAN WALDSCHMIDT	12	12

MULTI-RBI GAMES AT UK

PLAYER	2023	CAREER
DEVIN BURKES	12	13
REUBEN CHURCH	5	11
JASE FELKER	7	7
HUNTER GILLIAM	20	20
JACKSON GRAY	9	9
NOLAN MCCARTHY	6	8
JAMES MCCOY	6	6
EMILIEN PITRE	15	15
GRANT SMITH	5	5
CHASE STANKE	3	3
RYAN WALDSCHMIDT	11	11

CURRENT HIT/REACH BASE STREAKS

(listed alphabetically; *career)

PLAYER	LONGEST*	CURRENT	REACH SAFE
BURKES	10	3	15
BYARS	1	-	1
CHURCH	10	-	8
EWELL	1	1	1
FELKER	9	-	5
GILLIAM	22	4	4
GRAY	11	2	4
HERRERA	1	1	1
MCCARTHY	10	5	5
MCCOY	7	-	2
PITRE	10	-	-
G. SMITH	10	-	-
STANKE	3	-	-
WALDSCHMIDT	9	2	6



53 ALL-AMERICANS | 109 ALL-SEC | 48 MLB PLAYERS | 171 MLB DRAFT PICKS | 8 GOLD GLOVE WINNERS

THIEVES OF THE INDUSTRY

- In seven years under coach Nick Mingione the Wildcats have swiped 483 bases in 632 attempts, a success rate of 76.4 percent.
- In 2023, for the first time in school history (for which stats are available, 1969) the Cats have four players with at least 15 stolen bases.
- UK's 94 stolen bases in 2023 rank as the 5th-most in a single season in school history.
- In 2022, UK stole more than 80 bases for the second time in Mingione's tenure.
- In 2021, the Cats stole 78 bases in 86 attempts. It was the highest success rate (90.7) of any Division I-A team with 50+ stolen bases.
- The Cats were successful on their first 33 stolen base attempts last season, the most consecutive steals to open a season in school history and longest streak in D-I in 2021.



RYAN WALDSCHMIDT

Kentucky has stolen at least 53 bases in each of the six full seasons Mingione has been head coach and twice had more than 80.

YEAR	SB/ATT
2017	63-95
2018	58-84
2019	85-116
2020	25-34
2021	78-86
2022	81-92
2023	94-123
Total	483-632



JACKSON GRAY



53 ALL-AMERICANS | 109 ALL-SEC | 48 MLB PLAYERS | 171 MLB DRAFT PICKS | 8 GOLD GLOVE WINNERS

TRACKING KENTUCKY'S EXTRA-BASE HITS

Player	Doubles 2023 (career)	Triples 2023 (career)	Home Runs 2023 (career)	Totals 2023 (career)
DEVIN BURKES	18 (22)	1 (1)	8 (11)	26 (33)
ISAIAH BYARS	1 (15)	0 (4)	0 (8)	0 (26)
REUBEN CHURCH	3 (17)	0 (2)	3 (5)	6 (24)
KENDAL EWELL	1 (22)	0 (3)	0 (21)	1 (46)
JASE FELKER	6 (11)	3 (3)	0 (0)	9 (14)
RYDER GILES	0 (12)	0 (0)	0 (3)	0 (15)
HUNTER GILLIAM	13 (41)	1 (10)	12 (32)	23 (80)
JACKSON GRAY	15 (34)	6 (10)	5 (19)	25 (62)
PATRICK HERRERA	0 (8)	0 (1)	0 (2)	0 (11)
NOLAN MCCARTHY	8 (9)	1 (1)	3 (4)	12 (14)
JAMES MCCOY	9 (9)	1 (1)	5 (5)	14 (14)
EMILIEN PITRE	16 (16)	1 (1)	1 (1)	18 (18)
GRANT SMITH	6 (27)	0 (4)	8 (24)	12 (53)
CHASE STANKE	3 (25)	0 (1)	1 (16)	4 (42)
RYAN WALDSCHMIDT	14 (20)	1 (3)	5 (14)	20 (37)
TOTALS	112 (287)	15 (45)	51 (163)	178 (497)

(*NOTE: STATS ARE FOR ENTIRE CAREER AT D-I LEVEL; 2023 IS FIRST SEASON AT KENTUCKY)

SMARTY CATS

Kentucky has consistently been excellent in the classroom with a grade point average over 3.0 every single semester Coach Mingione has been in Lexington but it also extends to rocking a cap and gown, as 12 student-athletes have earned college diplomas.

Outfielder Jackson Gray recently was named to the College Sports Communicators 2nd Team Academic All-America Team for his work in the classroom while working toward his Master's in Finance.



DARK MODE

Kentucky remained on the cutting edge of fashion this season, unveiling a new black uniform to replace the previous, aging version. The new look has a script "Kentucky" in blue across the chest and was designed by equipment coordinator Jeff Poole.

During the summer of 2022, fans were tasked with creating All-Kentucky Baseball dream team from the Nick Mingione era, which spanned 2017 through the 2021 campaign. Their votes on social media created a squad with eight all-americans, six major leaguers and a Southeastern Conference Pitcher of the Year, as well as a pair of Rawlings Gold Glove winners.

The team includes:

C - Kole Cottam
 1B - Evan White*
 2B - Riley Mahan
 SS - Ryan Ritter
 3B - Chase Estep
 OF - Tristan Pompey
 OF - Zach Reks*
 OF - John Rhodes
 DH - T.J. Collett
 SP - Sean Hjelle*
 SP - Zach Logue*
 SP - Zack Thompson*
 P - Sean Harney
 RP - Tyler Guilfoil
 RP - Zach Pop*
 RP - Logan Salow
 *Have reached MLB

Kentucky also upgraded the existing protective padding through the playing field from blue to black, a striking new look for Kentucky Proud Park.

BLANTON NAMED SEC LEGEND

Joe Blanton, who is one of the most accomplished pitchers in Kentucky baseball history, has been named to the 2023 class on the Southeastern Conference Baseball Legends presented by T-Mobile.

Blanton pitched in 55 games during his Kentucky career from 2000-02. During his junior season, Blanton tallied five wins with 133 strikeouts in 100 innings. After his 2002 season, Blanton became the second Wildcat player all-time to be selected in the first round of the MLB Draft, as the Oakland Athletics nabbed him with the 24th overall pick.



SUPER LOGUES

In winning the Lexington Regional, Kentucky reached its second-ever Super Regional. One of the Logue brothers - Zach and Seth - has been on each of those clubs. Zach, who reached the big leagues last season and currently is in Triple-A, was a weekend starter on the 2017 squad. Seth, a relief pitcher, is on this season's tea. but was in attendance as a high schooler when the Cats clinched in 2017.

IN THE MIDDLE

There are teams that start fast and those that close with a flourish but this Kentucky team has made its hay in the middle. UK has outscored its opponents by more than 100 runs (199-89) in the "fifth, sixth and seventh innings.

ALL GAS, NO BREAKS

Kentucky's success this season was not smoke and mirrors, as it has played the nation's most difficult schedule (according to the NCAA RPI) and a Top 10 non-conference slate. In addition to the typical ferocity of the Southeastern Conference, Kentucky swept Indiana State, the runaway best team in the Missouri Valley Conference, regional host and Super Regional squad, swept a road series at Southern Illinois and won a series vs. NCAA club Wright State. UK also run-ruled an Indiana club and won 20 games against teams that received an NCAA bid.

MINGIONE IS SUPER-B

Kentucky coach Nick Mingione is writing his name all over the school's record books. In addition to being on the coaching staff of all three teams that have hosted a regional (assistant in 2006, head coach in 2017 and 2023), he is the only head coach to guide UK to a Super Regional, now having done in twice in the last six NCAA Tournaments.

KENTUCKY HEAD COACH NICK MINGIONE HAS WON 216 CAREER GAMES AT THE SCHOOL. HE CURRENTLY RANKS THIRD ON THE ALL-TIME WINS LIST AND HAS THE SECOND-HIGHEST WINNING PERCENTAGE OF ANY COACH WHO SPENT AT LEAST 100 GAMES AT THE SCHOOL.

COACH	VICTORIES	PCT.	SEASONS
KEITH MADISON (1979-2003)	735	.535	25
GARY HENDERSON (2009-16)	258	.564	8
NICK MINGIONE (2017-)	216	.590	7
JOHN COHEN (2004-08)	175	.610	5
HARRY LANCASTER (1947, 1951-65)	163	.500	16

100 CAREER COLLEGIATE HITS

Kentucky entered the 2023 season with four players - all transfers - having already accomplished the impressive feat of 100 or more hits in their career. Jackson Gray joined them on Feb. 25, Chase Stanke on Mar. 14 and one other on the verge of reaching that mark.

HUNTER GILLIAM - 224
GRANT SMITH - 183
JACKSON GRAY - 167
KENDAL EWELL - 139
ISAIAH BYARS - 105
CHASE STANKE - 108
RYDER GILES - 98

ON THE CAREER CHARTS

Several players are among active SEC leaders:
(as of June 5)

Games Played

Player	SEC Rank	Total
Leader		248
Hunter Gilliam	5th	220

Hits

Player	Rank	Total
Leader		271
Hunter Gilliam	8th	224

Stolen Bases

Player	Rank	Total
Leader		130
Jackson Gray	5th	37
Ryan Waldschmidt	6th	35

Triples

Player	Rank	Total
Leader		18
Hunter Gilliam	3rd	10
Jackson Gray	3rd	10

RBI

Player	Rank	Total
Leader		186
Hunter Gilliam	3rd	175

PITCHING Strikeouts

Player	Rank	Total
Leader		305
Darren Williams	4th	276

Innings Pitched

Player	Rank	Total
Leader		254.1
Darren Williams	1st	254.1
Tyler Bosma	6th	207.1

ON NCAA CAREER ACTIVE CHARTS (top 20)

Player	Stat	Rank	Total
Ryder Giles	SAC bunts	2nd	35
Darren Williams	Strikeouts	12th	276
Hunter Gilliam	RBI	14th	175



53 ALL-AMERICANS | 109 ALL-SEC | 48 MLB PLAYERS | 171 MLB DRAFT PICKS | 8 GOLD GLOVE WINNERS

HOME RUN BREAKDOWN

BY LOCATION

AT HOME	34
ON ROAD	20
NEUTRAL	0

BY PITCHER

VS. RIGHT	43
VS. LEFT	11

BY CONFERENCE

VS. SEC	32
VS. NON-SEC	22

BY OUTS

WITH NO OUT	18
WITH ONE OUT	25
WITH TWO OUT	11

BY RUNNERS ON

SOLO	22
TWO-RUN	21
THREE-RUN	10
GRAND SLAM	1

BY COUNT

AHEAD IN COUNT	19
EVEN IN COUNT	18
BEHIND IN COUNT	16
FULL COUNT	4
FIRST PITCH	8
TWO STRIKES	21

BY TIME OF DAY

(FIRST PITCH BEFORE/AFTER 6 P.M. EST)

DAY GAMES	31
NIGHT GAMES	23

HR BY POSITION

C - 9	LF - 4
1B - 12	CF - 6
2B - 1	RF - 7
SS - 8	DH - 4
3B - 0	PH - 1

HR BY INNING

1ST - 5	6TH - 4
2ND - 4	7TH - 9
3RD - 2	8TH - 8
4TH - 7	9TH - 1
5TH - 7	10+ - 0

2023 HOME RUN TRACKER

NO	PLAYER (#)	OPPONENT	ON	INN.	OUT	COUNT	RHP/LHP
1	BURKES (1)	ELON	1	5	1	1-0	RHP
2	GRAY (1)	WRIGHT STATE	2	7	2	1-1	RHP
3	MCCARTHY (1)	WRIGHT STATE	0	8	0	3-2	RHP
4	BURKES (2)	WRIGHT STATE	1	1	1	3-0	LHP
5	GILLIAM (1)	WRIGHT STATE	1	8	0	3-2	LHP
6	GILLIAM (2)	INDIANA STATE	0	8	1	0-1	LHP
7	PITRE (1)	MURRAY STATE	1	1	2	0-2	LHP
8	BURKES (3)	SO. ILLINOIS	2	5	1	1-2	RHP
9	WALDSCHMIDT (1)	SO. ILLINOIS	1	5	1	3-1	RHP
10	GILLIAM (3)	INDIANA	2	6	1	1-2	RHP
11	GILLIAM (4)	MISS. STATE	2	4	1	2-1	RHP
12	MCCOY (1)	MISS. STATE	1	7	0	2-1	RHP
13	CHURCH (1)	MISS. STATE	0	4	0	0-0	RHP
14	WALDSCHMIDT (2)	MISS. STATE	1	6	0	1-2	LHP
15	GILLIAM (5)	MISS. STATE	1	6	2	2-2	RHP
16	BURKES (4)	EKU	1	7	0	3-1	RHP
17	G. SMITH (1)	ALABAMA	0	7	1	2-2	RHP
18	GRAY (2)	WKU	3	7	1	3-2	RHP
19	G. SMITH (2)	WKU	2	8	2	2-2	RHP
20	WALDSCHMIDT (3)	MISSOURI	2	1	1	3-1	RHP
21	GILLIAM (6)	MISSOURI	1	5	1	0-0	RHP
22	G. SMITH (3)	MISSOURI	0	3	1	2-1	LHP
23	STANKE (1)	LSU	1	2	1	2-0	RHP
24	GILLIAM (7)	XAVIER	2	1	0	2-2	RHP
25	GILLIAM (8)	XAVIER	1	8	0	1-0	RHP
26	CHURCH (2)	TEXAS A&M	1	6	2	1-2	LHP
27	GRAY (3)	TEXAS A&M	0	2	1	1-2	LHP
28	GRAY (4)	VANDERBILT	0	7	1	0-0	RHP
29	MCCOY (2)	SOUTH CAROLINA	0	2	2	0-0	RHP
30	GILLIAM (9)	SOUTH CAROLINA	1	5	1	0-0	RHP
31	MCCOY (2)	SOUTH CAROLINA	2	6	2	3-2	RHP
32	MCCOY (3)	SOUTH CAROLINA	1	8	2	1-1	RHP
33	GILLIAM (10)	TENNESSEE TECH	0	5	0	0-0	LHP
34	BURKES (5)	TENNESSEE	0	5	0	2-1	RHP
35	GRAY (5)	TENNESSEE	1	9	1	0-0	LHP
36	G. SMITH (4)	TENNESSEE	0	3	0	1-2	RHP
37	GILLIAM (11)	TENNESSEE	1	1	1	1-0	RHP
38	G. SMITH (5)	TENNESSEE	0	2	1	1-2	RHP
39	WALDSCHMIDT (4)	TENNESSEE	0	5	0	0-1	RHP
40	BURKES (6)	TENNESSEE	1	8	1	1-1	RHP
41	MCCOY (4)	TENNESSEE	0	8	1	0-1	RHP
42	G. SMITH (6)	FLORIDA	0	7	2	1-2	RHP
43	CHURCH (4)	FLORIDA	0	4	1	0-0	RHP
44	G. SMITH (7)	FLORIDA	0	4	2	1-0	RHP
45	G. SMITH (8)	FLORIDA	0	8	0	1-2	LHP
46	BURKES (7)	BALL STATE	0	4	0	2-2	RHP
47	MCCARTHY (2)	W. VIRGINIA	1	4	1	1-0	RHP
48	MCCARTHY (3)	INDIANA	2	2	1	1-1	RHP
49	BURKES (8)	INDIANA	1	5	2	0-1	RHP
50	GILLIAM (12)	INDIANA	2	7	0	1-2	RHP
51	WALDSCHMIDT (5)	INDIANA	1	7	0	0-0	RHP
52	GRAY (6)	LSU	0	1	0	1-1	RHP
53	BURKES (9)	LSU	0	3	1	1-2	RHP
54	MCCARTHY (4)	LSU	0	4	0	2-1	RHP



53 ALL-AMERICANS | 109 ALL-SEC | 48 MLB PLAYERS | 171 MLB DRAFT PICKS | 8 GOLD GLOVE WINNERS

IT JUST MEANS MOORE

Sophomore pitcher Mason Moore has had a sensational season and is coming off 10 shutout innings pitched in the Lexington Regional. He tossed the final 5.0 innings of UK's wins over both Ball State in its NCAA opener and in the regional championship victory over Indiana. In total, he allowed no runs on just four hits, struck out seven and walked one in two appearances. Right-handed (.162) and left-handed (.167) batters.



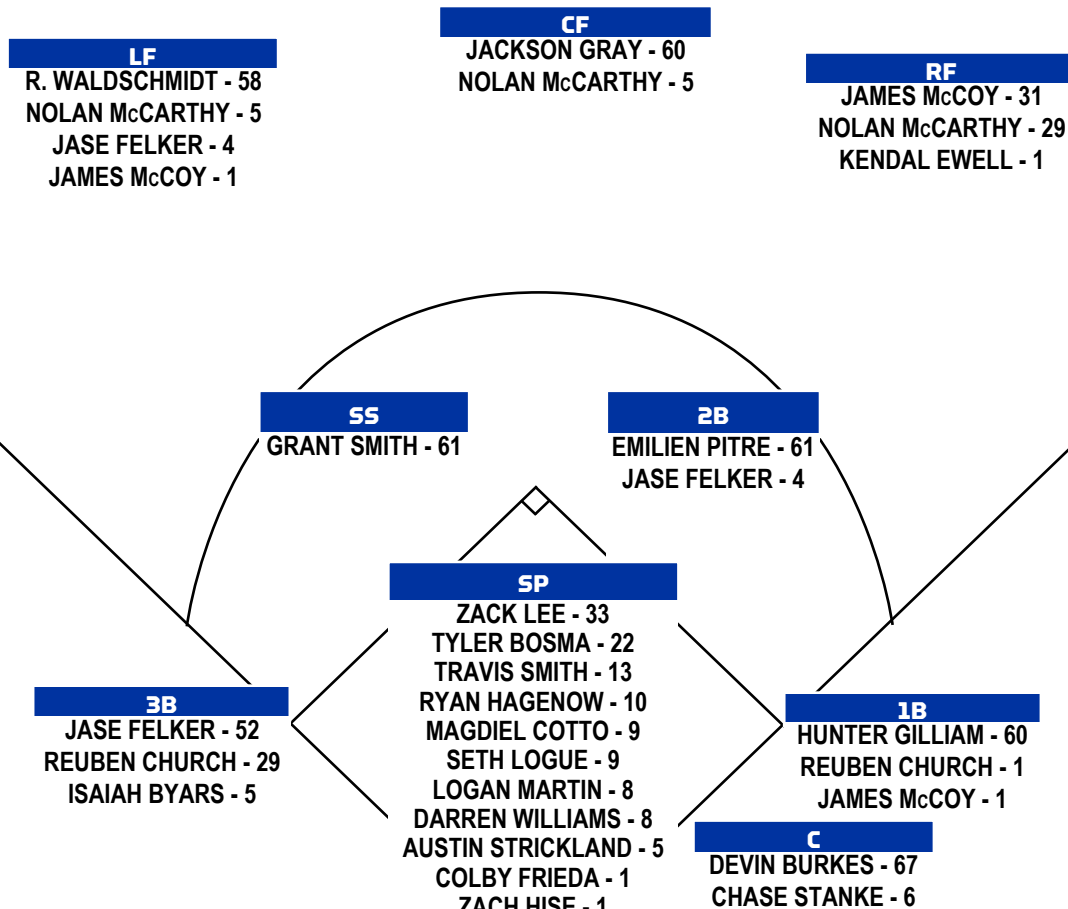
TRACKING KENTUCKY CAREER HIGHS

PLAYER	HITS (most recent)	RBI (most recent)	RUNS (most recent)
DEVIN BURKES	4 (vs. LSU; 5/26/22)	7 (vs. WRIGHT STATE; 2/26/23)	3 (vs. INDIANA; 6/4/23)
ISAIAH BYARS	3 (vs. EVANSVILLE; 2/21/23)	1 (AT ELON; 2/18/23)	1 (vs. WRIGHT STATE; 2/24/23)
REUBEN CHURCH	4 (vs. MOREHEAD; 2/28/23)	5 (AT AUBURN; 3/26/21)	3 (vs. MOREHEAD; 2/28/23)
KENDAL EWELL	2 (vs. MURRAY ST.; 3/7/23)	1 vs MISSOURI; 4/1/23)	1 (vs. ECU; 3/21/23)
JASE FELKER	5 (vs. GEORGIA; 3/27/22)	3 (vs. SO. CAROLINA; 5/6/23)	3 (vs. WEST VIRGINIA; 6/4/23)
HUNTER GILLIAM	3 (vs. SO. CAROLINA; 5/7/23)	6 (vs. XAVIER; 4/18/23)	3 (vs. INDIANA; 6/4/23)
JACKSON GRAY	4 (vs. MISS. STATE; 3/19/23)	4 (vs. TEXAS A&M; 4/23/23)	3 (vs. MISS. STATE; 3/18/23)
PATRICK HERRERA	1 (AT ALABAMA; 3/26/23)	-	1 (vs. INDIANA; 6/4/23)
JAMES MCCOY	2 (vs. SO. CAROLINA; 5/6/23)	3 (vs. SO. CAROLINA; 5/6/23)	3 (vs. WRIGHT STATE; 2/26/23)
NOLAN MCCARTHY	3 (AT GEORGIA; 4/9/23)	5 (AT J'VILLE ST; 2/20/22)	3 (AT LSU; 4/13/23)
EMILIEN PITRE	4 (AT LSU; 4/13/23)	3 (AT LSU; 4/13/23)	4 (AT SIU; 3/12/23)
GRANT SMITH	2 (vs. XAVIER; 4/18/23)	3 (AT WKU; 3/28/23)	2 (vs. TENN. TECH; 5/9/23)
CHASE STANKE	3 (AT LSU; 4/14/23)	4 (AT LSU; 4/14/23)	3 (AT SIU; 3/12/23)
RYAN WALDSCHMIDT	4 (vs. INDIANA STATE; 3/5/23)	4 (vs. MISSOURI; 3/31/23)	3 (vs. SO. CAROLINA; 5/6/23)
PITCHERS	INNINGS (most recent)	STRIKEOUTS (most recent)	PITCHES (most recent)
TYLER BOSMA	6.0 (vs. MISSOURI; 4/1/23)	8 (vs. W. MICHIGAN; 2/27/22)	98 (vs. MISSOURI; 4/1/23)
EVAN BYERS	2.0 (vs. MISSOURI; 4/1/23)	3 (vs. MISSOURI; 4/1/23)	29 (vs. DAYTON; 4/26/22)
SETH CHAVEZ	1.2 (AT SIU; 3/10/23)	3 (vs. MISS. STATE; 3/17/23)	26 (AT SIU; 3/10/23)
MAGDIEL COTTO	4.0 (AT J'VILLE ST; 2/19/22)	6 (AT J'VILLE ST; 2/19/22)	87 (vs. HIGH POINT; 3/11/22)
COLBY FRIEDA	1.1 (vs. WRIGHT STATE; 2/25/23)	3 (vs. WRIGHT STATE; 2/25/23)	27 (vs. TENN. TECH; 5/9/23)
RYDER GILES	2.0 (AT LSU; 4/14/23)	2 (AT LSU; 4/14/23)	36 (AT LSU; 4/14/23)
RYAN HAGENOW	4.2 (vs. INDIANA; 6/4/23)	6 (vs. HIGH POINT; 3/13/22)	80 (vs. WESTERN KY.; 3/9/21)
ZACH HISE	2.0 (AT ALABAMA; 3/24/23)	2 (vs. ECU; 3/21/23)	52 (AT LSU; 4/13/23)
CHRISTIAN HOWE	2.0 (AT TENNESSEE; 5/12/23)	4 (vs. TENN. TECH; 5/9/23)	59 (AT TENNESSEE; 5/12/23)
ZACK LEE	7.0 (vs. INDIANA; 6/3/21)	12 (vs. SOUTH CAROLINA; 5/7/23)	106 (vs. INDIANA; 6/3/23)
SETH LOGUE	7.0 (vs. MURRAY STATE; 3/8/22)	9 (W. KENTUCKY; 3/1/22)	93 (vs. MURRAY STATE; 3/8/22)
LOGAN MARTIN	6.0 (vs. WRIGHT STATE; 2/24/23)	8 (vs. WRIGHT STATE; 2/24/23)	93 (vs. WRIGHT STATE; 2/24/23)
MASON MOORE	5.0 (vs. INDIANA; 6/5/23)	7 (vs. MISS. STATE; 3/17/23)	81 (vs. INDIANA; 6/5/23)
JACKSON NOVE	3.0 (vs. MURRAY ST.; 3/7/23)	3 (vs. INDIANA; 3/14/23)	33 (AT SIU; 3/11/23)
TRAVIS SMITH	6.0 (vs. SO. CAROLINA; 5/5/23)	8 (vs. LOUISVILLE; 4/25/23)	83 (vs. SOUTH CAROLINA; 5/5/23)
AUSTIN STRICKLAND	6.2 (vs. FLORIDA; 5/20/23)	7 (vs. FLORIDA; 5/20/23)	100 (vs. WEST VIRGINIA; 6/4/23)
DARREN WILLIAMS	6.1 (vs. OLE MISS; 4/2/22)	7 (AT ELON; 2/17/23)	105 (AT TENNESSEE; 5/14/23)



53 ALL-AMERICANS | 109 ALL-SEC | 48 MLB PLAYERS | 171 MLB DRAFT PICKS | 8 GOLD GLOVE WINNERS

GAMES STARTED AT KENTUCKY



GAMES-GAMES STARTED (POSITION PLAYERS)

	CAREER	2023	2022	2021	2020	2019
HUNTER GILLIAM	222-213	60-60	51-51#	46-46#	14-14#	51-42#
RYDER GILES	187-158	2-0	47-29%	61-61%	15-15%	62-53%
GRANT SMITH	177-177	61-61	51-51~	49-49~	16-16~	-
CHASE STANKE	159-133	31-20	51-50+	36-35+	18-15+	23-13+
JACKSON GRAY	160-153	60-60	48-41=	52-52=	-	-
KENDAL EWELL	125-116	14-12	58-58^	47-46^	6-0^	-
ISAIAH BYARS	100-87	11-6	50-50>	32-31>	-	7-0<
RYAN WALDSCHMIDT	111-105	59-58	52-48*	-	-	-
REUBEN CHURCH	90-67	33-27	27-14	31-26	-	-
JASE FELKER	82-67	57-54	27-13	-	-	-
DEVIN BURKES	81-73	61-61	20-12	-	-	-
ÉMILIEN PITRE	72-57	61-61	11-0	-	-	-
NOLAN McCARTHY	64-42	43-34	21-8	-	-	-
PATRICK HERRERA	54-34	12-1	42-33@	-	-	-
JAMES McCOY	36-34	36-34	-	-	-	-

^AT ECU; %AT EAST CAROLINA; +AT MINNESOTA; #AT LONGWOOD; ~AT INCARNATE WORD; *CHARLESTON SOUTHERN; @NORTHWESTERN; =AT WKU;
>AT NORTH FLORIDA; <AT ALABAMA



CATS IN THE PROS

MAJOR LEAGUE BASEBALL

COLLIN COWGILL - CINCINNATI REDS (COACH)
 TREVOR GOTT - SEATTLE MARINERS
 ANDY GREEN - CHICAGO CUBS (COACH)
 SEAN HJELLE - SAN FRANCISCO GIANTS
 LUKE MAILE - CINCINNATI REDS
 JAMES PAXTON - BOSTON RED SOX
 ZACH POP - TORONTO BLUE JAYS
 TAYLOR ROGERS - SAN FRANCISCO GIANTS
 ZACK THOMPSON - ST. LOUIS CARDINALS

MINOR LEAGUE BASEBALL

ZACK BROWN (REDS-AAA)
 CARSON COLEMAN (YANKEES-AA)
 KYLE CODY (RANGERS-AAA)
 CHASE ESTEP (METS-A)
 TYLER GUILFOIL (ASTROS-A)
 ZACH HAAKE (PHILLIES)
 SEAN HARNEY (RAYS-AA)
 DANIEL HARPER (PHILLIES-A)
 DANIEL HARRIS IV (ROCKIES)
 VINCE HARRISON - LOUISVILLE BATS (REDS-AAA, COACH)
 HOLT JONES (MARLINS-A)
 JUSTIN LEWIS (GUARDIANS-AA)
 ZACH LOGUE - (TIGERS-AAA)
 RILEY MAHAN (GIANTS-AA)
 JOHN RHODES (ORIOLES-AA)
 RYAN RITTER (ROCKIES-A)
 ALONZO RUBALCABA (TIGERS)
 AUSTIN SCHULTZ (TIGERS-A)
 COLE STUPP (TIGERS)
 EVAN WHITE - (MARINERS-AAA)

WALK IT OFF

The Cats' 10 most recent traditional walk-off victories

DATE	OPPONENT	SCORE	FINAL PLAY
3/17/23	Mississippi State	5-4 (10)	Wild pitch
3/5/23	Indiana State	7-6	RBI Single
5/5/22	No. 1 Tennessee	3-2 (13)	RBI Single
3/13/22	High Point	4-3	Error
2/26/22	Western Michigan	13-12 (12)	Error
2/23/22	Bellarmine	3-2	RBI Double
3/23/21	Butler	6-5	Two-Run Double
3/20/21	Missouri	5-4	Passed Ball
3/4/20	Murray State	9-8	Solo Home Run
2/23/20	Appalachian State	8-7 (15)	RBI Walk
3/10/19	Middle Tennessee	5-4	Two-Run HR

The Cats have walked it off 18 times since Nick Mingione took over as head coach before the 2017 season, including five run rule games.



KENTUCKY PRODUCES PROS

MLB TRAINING GROUND

Kentucky has made its presence felt in the Major League Baseball Draft in recent years with 33 players selected during the Nick Mingione era, including 21 in 2017 and 2018, which was the most of any college program in the country over that span. In Evan White (2017) and Zack Thompson (2019) the Cats have had two first-round selections under Mingione. In the last six drafts:

- 19 Wildcats were selected in the first 10 rounds.
- Eight were selected in the first five rounds, including first-rounders Evan White (2017) and Zack Thompson (2019).
- The 13 picks in 2018 are the second-most for any school in a single draft since 2006 and tied for an SEC record with Texas A&M (2016) and national champion Vanderbilt (2019).
- The 20 underclassmen drafted during that span earned \$12.663 million in signing bonus money, an average of \$633,125 per player.
- All but one draftee was selected higher than previously selected.
- 23 of the draftees had not previously been drafted.
- White was named a 2020 AL Gold Glove winner, the first rookie first baseman in either league to win the award since its inception in 1957.
- Along with White having already made his MLB debut, Zach Pop made the Miami Marlins 2021 opening day roster, while three more Zachs - Logue, Reks and Thompson each have reached The Show. Pitcher Sean Hjelle (SF Giants) was called up and debuted in May 2022.
- Only Florida (10) has had more alumni reach the big leagues since beginning of 2020 season than UK (8).





53 ALL-AMERICANS | 109 ALL-SEC | 48 MLB PLAYERS | 171 MLB DRAFT PICKS | 8 GOLD GLOVE WINNERS

2022 MLB DRAFT

Kentucky saw six players selected in the 2022 Major League Baseball Draft and one other player sign a free agent contract with a professional organization. It was the most Wildcats drafted since 2018 when a record 13 were selected.

Round	Player	Organization
4	Ryan Ritter (SS)	Colorado
8	Tyler Guilfoil (RHP)	Houston
8	Sean Harney (RHP)	Tampa Bay
9	Chase Estep (IF)	NY Mets
12	Cole Stupp (RHP)	Detroit
17	Daniel Harper (RHP)	Philadelphia

Alonzo Rubalcaba signed a deal with Detroit, Danny Harris IV recently signed with Colorado and two high school signees also were drafted and signed.



"THE HOOK"

One of the personal touches to the Wildcats' home, Kentucky Proud Park, is "The Hook," which is the name of the visting bullpen just beyond the right field wall. The name is a tribute to former UK pitcher Jonathan Hooker, who pitched for the Cats from 1998-2001, and died in the plane crash of Comair Flight 5191 on Aug. 27, 2006 in Lexington.

Hooker and his wife, Scarlett Parsley, were married the night before and were on the early-morning flight headed to their honeymoon when the pilots attempted to take off from the wrong runway and crashed into a neighboring field. Forty-nine of the 50 people on board were killed, including both Hooker and Parsley.

The London, Ky. native was a beloved teammate and member of UK Baseball and his family were honored on Mar. 29, 2019 during an in-game ceremony to officially unveil "The Hook," which features a sign and memorial to the former Wildcat.



RANKINGS

OPPONENTS IN THE POLLS

TEAM	BA	D1	USA	PG	BWA
ALABAMA	18	22	23	16	8
FLORIDA	2	2	2	2	2
INDIANA	-	-	RV	-	28
INDIANA STATE	25	23	20	-	12
LSU	7	7	T6	6	3
SOUTH CAROLINA	-	-	18	22	7
TENNESSEE	20	21	16	9	6
TEXAS A&M	-	25	RV	-	25
VANDERBILT	3	4	4	10	18
WVU	-	-	-	-	RV

KENTUCKY WEEK-BY-WEEK IN THE NATIONAL POLLS

TEAM	BA	D1	USA	PG	BWA
PRESEASON	-	-	-	-	RV
WEEK 1	-	-	-	-	-
WEEK 2	-	-	-	-	RV
WEEK 3	-	-	-	-	RV
WEEK 4	-	-	RV	-	RV
WEEK 5	25	23	22	-	24
WEEK 6	18	18	17	20	16
WEEK 7	10	10	10	11	9
WEEK 8	12	12	11	13	11
WEEK 9	12	13	11	11	12
WEEK 10	15	15	11	14	13
WEEK 11	-	-	21	21	23
WEEK 12	19	17	16	18	15
WEEK 13	20	19	20	23	20
WEEK 14	21	25	21	25	23
WEEK 15	-	-	21	N/A	22
WEEK 16	N/A	N/A	N/A	N/A	15

(BA - Baseball America; D1 - D1Baseball; USA - Coaches Poll; PG - Perfect Game; BWA - Baseball Writers)

2023 VS. RANKED OPPONENTS

TEAM	RANK	RECORD
AT ALABAMA	25+^	2-1
VS MISSOURI	25*	3-0
AT LSU	1 (UNANIMOUS)	1-2
VS LOUISVILLE	21~	0-1
AT VANDERBILT	5~	0-3
VS SOUTH CAROLINA	3%	3-0
AT TENNESSEE	11!	1-2
VS FLORIDA	3%	1-2
VS ALABAMA	24%	0-1
TOTAL		11-12
vs. TOP 10		5-7

(^NCBWA; *Baseball America; +USA Coaches; %D1 Baseball; !Perfect Game; ~Collegiate Baseball)



53 ALL-AMERICANS | 109 ALL-SEC | 48 MLB PLAYERS | 171 MLB DRAFT PICKS | 8 GOLD GLOVE WINNERS

WHEN WAS THE LAST TIME...

WON A SERIES VS. A No. 1 RANKED FOE:	VS. No. 1 TENNESSEE (2022)
WON A SERIES VS. A TOP 5 FOE:	VS. No. 3 SOUTH CAROLINA, 3-0 (MAY 5-7, 2023)
WON A SERIES VS. TEAM RANKED NO. 6-10:	VS. No. 7 GEORGIA, 2-1 (MARCH 25-27, 2022)
WON A ROAD SERIES VS. RANKED OPPONENT:	AT No. 25 ALABAMA, 2-1 (MARCH 24-26, 2023)
SWEPT A HOME SERIES (THREE OR MORE GAMES):	VS. No. 3 SOUTH CAROLINA (MAY 5-7, 2023)
SWEPT A ROAD SERIES (THREE OR MORE GAMES):	AT SOUTHERN ILLINOIS (MARCH 10-12, 2023)
DEFEATED A TOP 10 OPPONENT:	VS. No. 3 FLORIDA, 6-4, MAY 19, 2023
RECORDED A TRIPLE PLAY:	VS. LOUISVILLE (APRIL 18, 2017; 7-2-6)
PLAYED AN EXTRA-INNING GAME:	12 INNINGS, AT ALABAMA; W, 4-3 (MARCH 26, 2023)
SCORED 20 OR MORE RUNS IN A GAME:	21, AT SOUTHERN ILLINOIS (MARCH 12, 2023)
HIT SIX HOME RUNS IN A GAME (SEE BELOW FOR 7 HR)	AT WESTERN KENTUCKY (APRIL 23, 2019; BOWLING GREEN BALLPARK)
HIT SEVEN HOME RUNS IN A GAME:	VS. ALABAMA (APRIL 25, 2020)
HIT FOUR HOME RUNS IN AN INNING:	8TH, VS. DAYTON (FEB. 21, 2016)
DREW 10 OR MORE WALKS IN A GAME:	10, AT SOUTHERN ILLINOIS (MARCH 10, 2023)
GOT HIT BY 10 OR MORE PITCHES IN A GAME:	10, VS. MONMOUTH (MARCH 6, 2010) ** TIED NCAA RECORD
HIT BY THREE OR MORE PITCHES IN A GAME (PLAYER):	REUBEN CHURCH AND JASE FELKER (3, VS. INDIANA, JUNE 4, 2023)
STOLE EIGHT BASES IN A GAME:	AT AUBURN (APRIL 25, 2010)
STOLE 30 OR MORE CONSECUTIVE BASES AS TEAM:	33, 2021 (OPENED THE SEASON 33-FOR-33)
TIED A GAME:	VS. LSU (MARCH 25, 2007)
LED OFF A GAME WITH A HOME RUN:	JACKSON GRAY (AT LSU, JUNE 11, 2023)
LED OFF A GAME WITH A TRIPLE:	AUSTIN SCHULTZ (VS. EASTERN KENTUCKY, MARCH 2, 2021)
HIT A GRAND SLAM:	JACKSON GRAY (AT WESTERN KENTUCKY, MARCH 28, 2023)
HIT A WALK-OFF HOME RUN:	HUNTER GILLIAM (VS. XAVIER, 2-RUN HR, 8TH INNING, 0 OUTS, APRIL 18, 2023)
HIT AN EXTRA-INNING, GAME-WINNING HOME RUN:	DORIAN HAIRSTON (VS. SOUTH CAROLINA, MAY 8, 2016)
HIT TWO HOME RUNS IN A GAME:	HUNTER GILLIAM (VS. XAVIER, APRIL 18, 2023)
HIT TWO HOME RUNS IN AN INNING:	AJ REED (VS. ST. JOSEPH'S, FEB. 21, 2014)
HIT FIVE HOMERS IN A THREE-GAME SPAN:	AJ REED (FEB. 21-23, 2014)
HIT THREE HOME RUNS IN A GAME:	T.J. COLLETT (VS. ALABAMA, APRIL 23, 2021)
HIT A NINTH-INNING, PINCH-HIT HOMER:	RILEY MAHAN (AT LSU, MARCH 29, 2015)
HIT A HOME RUN ON HIS BIRTHDAY:	CHASE STANKE (AT LSU, APRIL 14, 2023)
HAD A TRADITIONAL WALK-OFF WIN:	VS. MISSISSIPPI STATE, 5-4, 10 INN. (MARCH 17, 2023)
HAD A WALK-OFF HIT OR WALK (NON-HR):	HUNTER GILLIAM, HOME RUN, VS. XAVIER, 13-2, 8 INNINGS (APRIL 18, 2023)
HAD A WALK-OFF GRAND SLAM:	RILEY MAHAN (VS. ALABAMA, APRIL 9, 2016)
HIT AN INSIDE THE PARK HOMER:	JAMES MCCOY (VS. SOUTH CAROLINA, MAY 5, 2023)
HOMERED IN CONSECUTIVE GAMES:	NOLAN MCCARTHY (VS. WEST VIRGINIA AND INDIANA, JUNE 4, 2023)
HOMERED IN THREE CONSECUTIVE GAMES:	GRANT SMITH (VS. FLORIDA, MAY 18-20, 2023)
HOMERED IN THREE CONSECUTIVE SEC GAMES:	GRANT SMITH (VS. FLORIDA, MAY 18-20, 2023)
HOMERED IN FOUR CONSECUTIVE GAMES:	GRANT SMITH (VS. FLORIDA, MAY 18-20, 2023)
HOMERED IN FOUR CONSECUTIVE SEC GAMES:	GRANT SMITH (AT TENNESSEE, MAY 13-14, VS. FLORIDA, MAY 18-20, 2023)
HOMERED IN FIVE CONSECUTIVE SEC GAMES:	GRANT SMITH (AT TENNESSEE, MAY 13-14, VS. FLORIDA, MAY 18-20, 2023)
HOMERED IN CONSECUTIVE AT BATS:	JACOB PLASTIAK (VS. OLE MISS, APRIL 2, 2022)
HOMERED IN THREE CONSECUTIVE AT BATS:	T.J. COLLETT (VS. ALABAMA, APRIL 25, 2021)
HOMERED IN FIRST AT-BAT OF THE SEASON:	ORAJ ANU (AT JACKSONVILLE STATE, FEB. 18, 2022)
HOMERED FOR FIRST CAREER HIT:	NOLAN MCCARTHY (AT JACKSONVILLE STATE, FEB. 18, 2022)
HOMERED IN FIRST AT-BAT OF THEIR CAREER:	DALTON REED (AT AUSTIN PEAY, FEB. 15, 2019)
HOMERED IN FIRST HOME AT BAT OF THEIR CAREER (GS):	AJ REED (VS. BUFFALO, FEB. 24, 2012)
HOMERED IN FINAL HOME AT BAT OF THEIR CAREER (GS):	MARCUS NIDIFFER (VS. LSU, MAY 16, 2010)
HIT BACK-TO-BACK HOME RUNS (TEAM):	DEVIN BURKES AND JAMES MCCOY (AT TENNESSEE, MAY 14, 2023)
HIT THREE CONSECUTIVE HOME RUNS (TEAM):	LANCE RAY, BRADEN KAPTEYN AND MARCUS NIDIFFER (AT INDIANA, MAY 11, 2010)
SCORED FIVE OR MORE RUNS IN A GAME:	CHASE ESTEP (5, VS. GEORGIA, MARCH 27, 2022)
SCORED SIX OR MORE RUNS IN A GAME:	ANDY BURNS (6, VS. MISSISSIPPI STATE, APRIL 19, 2009)
REACHED BASE SAFELY IN 8+ STRAIGHT PLATE APPEARANCES:	JACKSON GRAY (11), 5 HITS, 5 WALKS, HBP (VS. TEXAS A&M, VS. LOUISVILLE, AT VANDERBILT, APRIL 23, 25 AND 28, 2023)
HAD A HIT IN SEVEN CONSECUTIVE OFFICIAL AT BATS:	RYAN SHINN (AT AUSTIN PEAY AND AT TEXAS TECH, FEB. 17-23, 2019)
HAD FIVE HITS IN A GAME:	JASE FELKER (VS. GEORGIA, MARCH 27, 2022)
HAD SIX OR MORE HITS IN A GAME:	JT RIDDLE, 6 (VS. NIAGARA, FEB. 17, 2013)
HAD FIVE RBI IN A GAME:	HUNTER GILLIAM (VS. INDIANA; JUNE 4, 2023)
HAD SIX RBI IN A GAME:	HUNTER GILLIAM (VS. XAVIER, APRIL 18, 2023)
HAD SEVEN RBI IN A GAME:	DEVIN BURKES (VS. WRIGHT STATE, FEB. 26, 2023)
HAD EIGHT RBI IN A GAME:	LUKE BECKER (VS. MIAMI, OH, MARCH 12, 2017)
HIT HOME RUNS FROM BOTH SIDES OF THE PLATE:	ORAJ ANU (VS. CINCINNATI, MARCH 3, 2020)
STOLE THREE OR MORE BASES IN A GAME:	CAM HILL (3, VS. FLORIDA, MAY 7, 2021)
STOLE FIVE OR MORE BASES IN A GAME:	JAREN SHELBY (5, VS. EASTERN KENTUCKY, FEB. 26, 2019)
WALKED FOUR OR MORE TIMES IN A GAME:	RYAN JOHNSON (VS. INDIANA, MAY 7, 2019)
STRUCK OUT 10 OR MORE IN A GAME:	ZACK LEE (12, VS. No. 3 SOUTH CAROLINA, MAY 7, 2023)
PITCHED A NINE-INNING COMPLETE GAME:	ZACK THOMPSON (AT FLORIDA, APRIL 27, 2019)
PITCHED A NINE-INNING SHUTOUT:	ZACK THOMPSON (VS. GEORGIA, MARCH 29, 2019)
PITCHED A NO-HITTER:	TOM BANNON (VS. GEORGIA STATE, MARCH 16, 1971; W, 3-1 IN 7 INNINGS; SEASON OPENER)
GOT NO-HIT:	VS. VANDERBILT (APRIL 22, 2022)



53 ALL-AMERICANS | 109 ALL-SEC | 48 MLB PLAYERS | 171 MLB DRAFT PICKS | 8 GOLD GLOVE WINNERS

KENTUCKY BATTING ORDER

GAME	1	2	3	4	5	6	7	8	9
ELON	WALDSCHMIDT	McCOY	BURKES	PITRE	GILLIAM	EWELL	BYARS	McCARTHY	G. SMITH
ELON	WALDSCHMIDT	McCOY	BURKES	PITRE	GILLIAM	GRAY	STANKE	BYARS	G. SMITH
ELON	WALDSCHMIDT	McCOY	BURKES	PITRE	GILLIAM	GRAY	McCARTHY	BYARS	G. SMITH
EVANSVILLE	WALDSCHMIDT	GRAY	BURKES	PITRE	GILLIAM	McCOY	STANKE	BYARS	G. SMITH
WRIGHT STATE	WALDSCHMIDT	GRAY	BURKES	PITRE	GILLIAM	McCOY	EWELL	G. SMITH	BYARS
WRIGHT STATE	WALDSCHMIDT	McCOY	BURKES	PITRE	GILLIAM	GRAY	G. SMITH	STANKE	BYARS
WRIGHT STATE	GRAY	McCOY	BURKES	PITRE	GILLIAM	McCARTHY	FELKER	G. SMITH	CHURCH
MOREHEAD STATE	GRAY	McCOY	BURKES	PITRE	GILLIAM	McCARTHY	STANKE	CHURCH	G. SMITH
INDIANA STATE (DH-1)	GRAY	McCOY	BURKES	PITRE	GILLIAM	FELKER	WALDSCHMIDT	CHURCH	G. SMITH
INDIANA STATE (DH-2)	GRAY	McCOY	BURKES	PITRE	GILLIAM	FELKER	WALDSCHMIDT	STANKE	G. SMITH
INDIANA STATE	GRAY	FELKER	BURKES	PITRE	GILLIAM	McCOY	EWELL	WALDSCHMIDT	G. SMITH
MURRAY STATE	GRAY	FELKER	BURKES	PITRE	GILLIAM	WALDSCHMIDT	EWELL	McCARTHY	G. SMITH
OHIO	GRAY	FELKER	BURKES	PITRE	GILLIAM	WALDSCHMIDT	EWELL	McCARTHY	G. SMITH
SOUTHERN ILLINOIS	GRAY	FELKER	BURKES	PITRE	GILLIAM	WALDSCHMIDT	McCOY	McCARTHY	G. SMITH
SOUTHERN ILLINOIS	GRAY	FELKER	BURKES	PITRE	GILLIAM	WALDSCHMIDT	McCOY	McCARTHY	G. SMITH
SOUTHERN ILLINOIS	GRAY	FELKER	BURKES	PITRE	GILLIAM	WALDSCHMIDT	McCOY	CHURCH	G. SMITH
INDIANA	GRAY	FELKER	BURKES	PITRE	GILLIAM	WALDSCHMIDT	McCOY	STANKE	G. SMITH
MISSISSIPPI STATE	GRAY	FELKER	BURKES	PITRE	GILLIAM	WALDSCHMIDT	McCOY	EWELL	G. SMITH
MISSISSIPPI STATE	GRAY	FELKER	BURKES	PITRE	GILLIAM	WALDSCHMIDT	McCOY	STANKE	G. SMITH
MISSISSIPPI STATE	GRAY	FELKER	BURKES	PITRE	GILLIAM	WALDSCHMIDT	McCOY	CHURCH	G. SMITH
EASTERN KENTUCKY	GRAY	FELKER	BURKES	PITRE	WALDSCHMIDT	CHURCH	McCOY	EWELL	G. SMITH
ALABAMA	GRAY	FELKER	BURKES	PITRE	GILLIAM	WALDSCHMIDT	McCOY	EWELL	G. SMITH
ALABAMA	GRAY	FELKER	BURKES	PITRE	GILLIAM	WALDSCHMIDT	STANKE	McCARTHY	G. SMITH
ALABAMA	GRAY	FELKER	BURKES	PITRE	GILLIAM	WALDSCHMIDT	McCARTHY	HERRERA	G. SMITH
WESTERN KENTUCKY	GRAY	FELKER	BURKES	PITRE	GILLIAM	WALDSCHMIDT	STANKE	McCARTHY	G. SMITH
MISSOURI	GRAY	FELKER	BURKES	PITRE	GILLIAM	WALDSCHMIDT	McCARTHY	EWELL	G. SMITH
MISSOURI	GRAY	FELKER	BURKES	PITRE	GILLIAM	WALDSCHMIDT	EWELL	McCARTHY	G. SMITH
MISSOURI	GRAY	FELKER	BURKES	PITRE	GILLIAM	WALDSCHMIDT	McCARTHY	EWELL	G. SMITH
DAYTON	GRAY	FELKER	BURKES	PITRE	GILLIAM	WALDSCHMIDT	McCARTHY	STANKE	G. SMITH
GEORGIA	GRAY	FELKER	BURKES	PITRE	GILLIAM	WALDSCHMIDT	McCARTHY	CHURCH	G. SMITH
GEORGIA (DH-1)	GRAY	FELKER	BURKES	PITRE	GILLIAM	WALDSCHMIDT	McCARTHY	CHURCH	G. SMITH
GEORGIA (DH-2)	GRAY	FELKER	BURKES	PITRE	GILLIAM	WALDSCHMIDT	McCARTHY	CHURCH	G. SMITH
LSU	GRAY	FELKER	BURKES	PITRE	GILLIAM	WALDSCHMIDT	McCARTHY	EWELL	G. SMITH
LSU	GRAY	WALDSCHMIDT	PITRE	GILLIAM	BURKES	FELKER	McCARTHY	STANKE	G. SMITH
LSU	GRAY	WALDSCHMIDT	PITRE	GILLIAM	BURKES	FELKER	STANKE	McCARTHY	G. SMITH
XAVIER	GRAY	BURKES	PITRE	GILLIAM	FELKER	McCARTHY	STANKE	McCOY	G. SMITH
TEXAS A&M (DH-1)	GRAY	WALDSCHMIDT	PITRE	GILLIAM	FELKER	BURKES	STANKE	McCOY	G. SMITH
TEXAS A&M (DH-2)	WALDSCHMIDT	BURKES	PITRE	GILLIAM	McCARTHY	FELKER	GRAY	CHURCH	G. SMITH
TEXAS A&M	WALDSCHMIDT	GILLIAM	PITRE	BURKES	CHURCH	McCARTHY	FELKER	GRAY	G. SMITH
LOUISVILLE	GRAY	WALDSCHMIDT	PITRE	GILLIAM	CHURCH	FELKER	BURKES	McCARTHY	G. SMITH
VANDERBILT	GRAY	GILLIAM	WALDSCHMIDT	PITRE	BURKES	FELKER	CHURCH	McCARTHY	G. SMITH
VANDERBILT	GRAY	BURKES	PITRE	GILLIAM	WALDSCHMIDT	FELKER	CHURCH	McCARTHY	G. SMITH
VANDERBILT	GRAY	WALDSCHMIDT	PITRE	GILLIAM	BURKES	FELKER	CHURCH	McCARTHY	G. SMITH
SOUTH CAROLINA	GRAY	FELKER	GILLIAM	PITRE	WALDSCHMIDT	STANKE	BURKES	McCOY	G. SMITH
SOUTH CAROLINA	GRAY	FELKER	GILLIAM	PITRE	WALDSCHMIDT	CHURCH	BURKES	McCOY	G. SMITH
SOUTH CAROLINA	GRAY	FELKER	GILLIAM	PITRE	WALDSCHMIDT	CHURCH	BURKES	McCOY	G. SMITH
TENNESSEE TECH	GRAY	FELKER	GILLIAM	PITRE	WALDSCHMIDT	STANKE	BURKES	McCOY	G. SMITH
TENNESSEE	GRAY	FELKER	GILLIAM	PITRE	WALDSCHMIDT	CHURCH	BURKES	McCOY	G. SMITH
TENNESSEE	GRAY	WALDSCHMIDT	PITRE	GILLIAM	FELKER	CHURCH	BURKES	McCOY	G. SMITH
TENNESSEE	GRAY	WALDSCHMIDT	PITRE	GILLIAM	FELKER	BURKES	STANKE	McCOY	G. SMITH
FLORIDA	GRAY	WALDSCHMIDT	PITRE	GILLIAM	BURKES	FELKER	McCOY	STANKE	G. SMITH
FLORIDA	GRAY	WALDSCHMIDT	PITRE	GILLIAM	BURKES	FELKER	CHURCH	McCOY	G. SMITH
FLORIDA	GRAY	WALDSCHMIDT	PITRE	GILLIAM	BURKES	CHURCH	FELKER	McCOY	G. SMITH
ALABAMA (SECT)	GRAY	WALDSCHMIDT	PITRE	GILLIAM	BURKES	FELKER	CHURCH	McCOY	G. SMITH
BALL STATE (NCAA)	GRAY	FELKER	BURKES	PITRE	GILLIAM	WALDSCHMIDT	McCOY	STANKE	G. SMITH
INDIANA (NCAA)	GRAY	FELKER	BURKES	PITRE	GILLIAM	WALDSCHMIDT	McCARTHY	CHURCH	G. SMITH
WEST VIRGINIA (NCAA)	GRAY	FELKER	BURKES	PITRE	GILLIAM	CHURCH	WALDSCHMIDT	McCARTHY	G. SMITH
INDIANA (NCAA)	GRAY	FELKER	BURKES	PITRE	GILLIAM	CHURCH	WALDSCHMIDT	McCARTHY	G. SMITH
INDIANA (NCAA)	GRAY	FELKER	BURKES	PITRE	GILLIAM	CHURCH	WALDSCHMIDT	McCARTHY	G. SMITH
LSU (NCAA)	GRAY	FELKER	BURKES	PITRE	GILLIAM	CHURCH	WALDSCHMIDT	McCARTHY	G. SMITH
LSU (NCAA)	GRAY	FELKER	BURKES	PITRE	GILLIAM	WALDSCHMIDT	STANKE	McCARTHY	G. SMITH



53 ALL-AMERICANS | 109 ALL-SEC | 48 MLB PLAYERS | 171 MLB DRAFT PICKS | 8 GOLD GLOVE WINNERS

KENTUCKY STARTING LINEUP

GAME	C	1B	2B	SS	3B	LF	CF	RF	DH
ELON	BURKES	GILLIAM	PITRE	G. SMITH	BYARS	WALDSCHMIDT	McCARTHY	McCOY	EWELL
ELON	STANKE	GILLIAM	PITRE	G. SMITH	BYARS	WALDSCHMIDT	GRAY	McCOY	BURKES
ELON	BURKES	GILLIAM	PITRE	G. SMITH	BYARS	WALDSCHMIDT	GRAY	McCARTHY	McCOY
EVANSVILLE	STANKE	GILLIAM	PITRE	G. SMITH	BYARS	WALDSCHMIDT	GRAY	McCOY	BURKES
WRIGHT STATE	BURKES	GILLIAM	PITRE	G. SMITH	BYARS	WALDSCHMIDT	GRAY	McCOY	EWELL
WRIGHT STATE	STANKE	GILLIAM	PITRE	G. SMITH	BYARS	WALDSCHMIDT	GRAY	McCOY	BURKES
WRIGHT STATE	BURKES	GILLIAM	PITRE	G. SMITH	CHURCH	McCARTHY	GRAY	McCOY	FELKER
MOREHEAD STATE	STANKE	GILLIAM	PITRE	G. SMITH	CHURCH	McCARTHY	GRAY	McCOY	BURKES
INDIANA STATE (DH-1)	BURKES	GILLIAM	PITRE	G. SMITH	CHURCH	WALDSCHMIDT	GRAY	McCOY	FELKER
INDIANA STATE (DH-2)	STANKE	GILLIAM	PITRE	G. SMITH	FELKER	WALDSCHMIDT	GRAY	McCOY	BURKES
INDIANA STATE	BURKES	GILLIAM	PITRE	G. SMITH	FELKER	WALDSCHMIDT	GRAY	McCOY	EWELL
MURRAY STATE	BURKES	GILLIAM	PITRE	G. SMITH	FELKER	WALDSCHMIDT	GRAY	McCARTHY	EWELL
OHIO	BURKES	GILLIAM	PITRE	G. SMITH	FELKER	WALDSCHMIDT	GRAY	McCARTHY	EWELL
SOUTHERN ILLINOIS	BURKES	GILLIAM	PITRE	G. SMITH	FELKER	WALDSCHMIDT	GRAY	McCARTHY	McCOY
SOUTHERN ILLINOIS	BURKES	GILLIAM	PITRE	G. SMITH	FELKER	WALDSCHMIDT	GRAY	McCARTHY	McCOY
SOUTHERN ILLINOIS	BURKES	GILLIAM	PITRE	G. SMITH	FELKER	WALDSCHMIDT	GRAY	McCOY	CHURCH
INDIANA	BURKES	GILLIAM	PITRE	G. SMITH	FELKER	WALDSCHMIDT	GRAY	McCOY	STANKE
MISSISSIPPI STATE	BURKES	GILLIAM	PITRE	G. SMITH	FELKER	WALDSCHMIDT	GRAY	McCOY	EWELL
MISSISSIPPI STATE	BURKES	GILLIAM	PITRE	G. SMITH	FELKER	WALDSCHMIDT	GRAY	McCOY	STANKE
MISSISSIPPI STATE	BURKES	GILLIAM	PITRE	G. SMITH	FELKER	WALDSCHMIDT	GRAY	McCOY	CHURCH
EASTERN KENTUCKY	BURKES	McCOY	PITRE	G. SMITH	FELKER	WALDSCHMIDT	GRAY	EWELL	CHURCH
ALABAMA	BURKES	GILLIAM	PITRE	G. SMITH	FELKER	WALDSCHMIDT	GRAY	McCOY	EWELL
ALABAMA	BURKES	GILLIAM	PITRE	G. SMITH	FELKER	WALDSCHMIDT	GRAY	McCARTHY	STANKE
ALABAMA	BURKES	GILLIAM	PITRE	G. SMITH	FELKER	WALDSCHMIDT	GRAY	McCARTHY	HERRERA
WESTERN KENTUCKY	BURKES	GILLIAM	PITRE	G. SMITH	FELKER	WALDSCHMIDT	GRAY	McCARTHY	STANKE
MISSOURI	BURKES	GILLIAM	PITRE	G. SMITH	FELKER	WALDSCHMIDT	GRAY	McCARTHY	EWELL
MISSOURI	BURKES	GILLIAM	PITRE	G. SMITH	FELKER	WALDSCHMIDT	GRAY	McCARTHY	EWELL
MISSOURI	BURKES	GILLIAM	PITRE	G. SMITH	FELKER	WALDSCHMIDT	GRAY	McCARTHY	EWELL
DAYTON	STANKE	GILLIAM	PITRE	G. SMITH	FELKER	WALDSCHMIDT	GRAY	McCARTHY	BURKES
GEORGIA	BURKES	GILLIAM	PITRE	G. SMITH	FELKER	WALDSCHMIDT	GRAY	McCARTHY	CHURCH
GEORGIA (DH-1)	BURKES	GILLIAM	PITRE	G. SMITH	FELKER	WALDSCHMIDT	GRAY	McCARTHY	CHURCH
GEORGIA (DH-2)	BURKES	GILLIAM	PITRE	G. SMITH	FELKER	WALDSCHMIDT	GRAY	McCARTHY	CHURCH
LSU	BURKES	GILLIAM	PITRE	G. SMITH	FELKER	WALDSCHMIDT	GRAY	McCARTHY	EWELL
LSU	BURKES	GILLIAM	PITRE	G. SMITH	FELKER	WALDSCHMIDT	GRAY	McCARTHY	STANKE
LSU	BURKES	GILLIAM	PITRE	G. SMITH	FELKER	WALDSCHMIDT	GRAY	McCARTHY	STANKE
XAVIER	BURKES	GILLIAM	PITRE	G. SMITH	FELKER	McCOY	GRAY	McCARTHY	STANKE
TEXAS A&M (DH-1)	BURKES	GILLIAM	PITRE	G. SMITH	FELKER	WALDSCHMIDT	GRAY	McCOY	STANKE
TEXAS A&M (DH-2)	BURKES	GILLIAM	PITRE	G. SMITH	FELKER	WALDSCHMIDT	GRAY	McCARTHY	CHURCH
TEXAS A&M	BURKES	GILLIAM	PITRE	G. SMITH	FELKER	WALDSCHMIDT	GRAY	McCARTHY	CHURCH
LOUISVILLE	BURKES	GILLIAM	PITRE	G. SMITH	FELKER	WALDSCHMIDT	GRAY	McCARTHY	CHURCH
VANDERBILT	BURKES	GILLIAM	PITRE	G. SMITH	FELKER	WALDSCHMIDT	GRAY	McCARTHY	CHURCH
VANDERBILT	BURKES	GILLIAM	PITRE	G. SMITH	FELKER	WALDSCHMIDT	GRAY	McCARTHY	CHURCH
VANDERBILT	BURKES	GILLIAM	PITRE	G. SMITH	FELKER	WALDSCHMIDT	GRAY	McCARTHY	CHURCH
SOUTH CAROLINA	BURKES	GILLIAM	PITRE	G. SMITH	FELKER	WALDSCHMIDT	GRAY	McCOY	STANKE
SOUTH CAROLINA	BURKES	GILLIAM	PITRE	G. SMITH	FELKER	WALDSCHMIDT	GRAY	McCOY	CHURCH
SOUTH CAROLINA	BURKES	GILLIAM	PITRE	G. SMITH	FELKER	WALDSCHMIDT	GRAY	McCOY	CHURCH
TENNESSEE TECH	BURKES	GILLIAM	PITRE	G. SMITH	FELKER	WALDSCHMIDT	GRAY	McCOY	STANKE
TENNESSEE	BURKES	GILLIAM	PITRE	G. SMITH	FELKER	WALDSCHMIDT	GRAY	McCOY	CHURCH
TENNESSEE	BURKES	GILLIAM	PITRE	G. SMITH	FELKER	WALDSCHMIDT	GRAY	McCOY	CHURCH
TENNESSEE	BURKES	GILLIAM	PITRE	G. SMITH	FELKER	WALDSCHMIDT	GRAY	McCOY	STANKE
FLORIDA	BURKES	GILLIAM	PITRE	G. SMITH	FELKER	WALDSCHMIDT	GRAY	McCOY	STANKE
FLORIDA	BURKES	GILLIAM	PITRE	G. SMITH	FELKER	WALDSCHMIDT	GRAY	McCOY	CHURCH
FLORIDA	BURKES	GILLIAM	PITRE	G. SMITH	FELKER	WALDSCHMIDT	GRAY	McCOY	CHURCH
ALABAMA (SECT)	BURKES	GILLIAM	PITRE	G. SMITH	FELKER	WALDSCHMIDT	GRAY	McCOY	CHURCH
BALL STATE (NCAA)	BURKES	GILLIAM	PITRE	G. SMITH	FELKER	WALDSCHMIDT	GRAY	McCOY	STANKE
INDIANA (NCAA)	BURKES	GILLIAM	PITRE	G. SMITH	FELKER	WALDSCHMIDT	GRAY	McCARTHY	CHURCH
WEST VIRGINIA (NCAA)	BURKES	GILLIAM	PITRE	G. SMITH	FELKER	WALDSCHMIDT	GRAY	McCARTHY	CHURCH
INDIANA (NCAA)	BURKES	GILLIAM	PITRE	G. SMITH	FELKER	WALDSCHMIDT	GRAY	McCARTHY	CHURCH
INDIANA (NCAA)	BURKES	GILLIAM	PITRE	G. SMITH	FELKER	WALDSCHMIDT	GRAY	McCARTHY	CHURCH
LSU (NCAA)	BURKES	GILLIAM	PITRE	G. SMITH	FELKER	WALDSCHMIDT	GRAY	McCARTHY	CHURCH
LSU (NCAA)	BURKES	GILLIAM	PITRE	G. SMITH	FELKER	WALDSCHMIDT	GRAY	McCARTHY	STANKE



HEAD COACH NICK MINGIONE

Kentucky fans have quickly created a bond with **Nick Mingione**, whose infectious and unrelenting enthusiasm and down-to-earth personality has earned legions of new fans. Although it is certainly an ingredient in Mingione's on-field success, getting the best out of his players has been the biggest factor in the success he's achieved everywhere he's been. In 19 full seasons of coaching the teams he's been involved with have averaged 38 victories a year and advanced to the postseason 10 times with two national runner-up finishes. He already is the third-winningest coach in Kentucky history.

Mingione had a brilliant playing career at Embry-Riddle - he ranks 10th on its career hits list - where he helped lead the program to 154 victories and three NAIA World Series appearances in three seasons as an assistant. When he arrived at Kentucky in 2006 he was immediately part of what is still the Cats' only SEC championship club, then smelled success at Mississippi State before returning to the one place he had always wanted to be a head coach - UK. First season, first Super Regional appearance for the Cats.

He made it a point to have his team involved in the community, part of his "Student. Person. Player." guiding principle of the program, participating in numerous philanthropic events in Lexington while also taking time for more than 100 local speaking engagements. In his first season his ethos for the program was on full display as UK players earned SEC Pitcher of the Year, SEC Scholar Athlete of the Year and SEC Community Service Team honors. He recently was named the winner of 2022 Fellowship of Christian Athletes Jerry Kindall Character in Coaching Award.

Mingione became the winnigest UK coach during the first three seasons of his tenure with 103 total wins and 39 in SEC play. The success has carried over to the Major League Baseball Draft, where Mingione and his staff's ability to groom players for a professional career has led to 33 players being selected in the past six MLB Drafts. The 21 players selected in the 2017 and 2018 drafts were the most of any program in the country and Mignione has helped mentor two top 20 overall picks in first baseman Evan White (17th, 2017) and left-handed pitcher Zack Thompson (19th, 2019).

Mingione has a sterling reputation as a recruiter. Over the 15 seasons at Kentucky and Mississippi State for which recruiting rankings are final, he has helped land classes with an average ranking of 15th, including top-three classes in 2013-15. He also has an unmatched track record of player development, coaching 86 players selected in the MLB Draft, as well as 46 All-Americans and six conference players of the year. His first recruiting class at Kentucky was ranked in the Top 10 of all the major industry outlets.



MINGIONE VS. ALL OPPONENTS

OPPONENT	RECORD
Alabama	5-5
Appalachian State	3-0
Arkansas	1-8
Auburn	8-3
Austin Peay	3-0
Ball State	2-2
Bellarmine	4-0
Boston College	0-1
Butler	1-0
Canisius	3-0
Cincinnati	2-1
Dayton	2-0
Delaware	0-1
Eastern Kentucky	6-1
Elon	2-1
Evansville	4-0
Florida	6-13
Georgia	8-10
Georgia State	3-0
High Point	3-0
Houston	1-0
Indiana	7-2
Indiana State	3-0
Jacksonville State	3-0
Liberty	0-1
Lipscomb	1-0
Louisiana	1-0
Louisville	3-9
LSU	4-12
Miami (Ohio)	5-0
Michigan	1-0
Middle Tennessee	3-0
Milwaukee	3-0
Mississippi State	6-6
Missouri	11-7
Morehead State	4-0
Murray State	5-1
Norfolk State	1-0
North Carolina	0-3
North Carolina State	2-1
Northern Kentucky	2-1
Oakland	5-0
Ohio	2-1
Old Dominion	1-0
Ole Miss	5-4
Sam Houston State	1-0
South Carolina	10-10
Southeast Missouri	1-0
Southern Illinois	3-0
Southern Illinois-Edwardsville	1-0
St. Joseph's	1-0
TCU	2-4
Tennessee	8-10
Tennessee-Martin	1-0
Tennessee Tech	4-0
Texas A&M	5-7
Texas Tech	2-4
UC-Santa Barbara	3-0
UNC Wilmington	0-3
USC Upstate	2-0
Vanderbilt	5-14
Western Carolina	1-0
Western Michigan	3-0
Western Kentucky	8-1
West Virginia	1-0
Wofford	1-0
Wright State	3-1
Xavier	4-1
TOTALS:	216-150

(*2023 opponents in bold)



53 ALL-AMERICANS | 109 ALL-SEC | 48 MLB PLAYERS | 171 MLB DRAFT PICKS | 8 GOLD GLOVE WINNERS

NICK MINGIONE - 2017 NATIONAL AND SEC COACH OF THE YEAR

MINGIONE BY THE NUMBERS

386 - SEC Academic Honor Roll selections

86 - Players coached who have been selected in the Major League Baseball Draft

48 - All-Conference honors coached

46 - All-American honors coached

26 - Players who have reached MLB

19 - Seasons as a college baseball coach

14 - Nationally-ranked recruiting classes (2006-07, 2009-20)

11 - NCAA Regionals (2003-06, 2011-14, 2016, 2017, 2023)

6 - Conference championships (2003-06, 2012, 2016)

6 - Conference Players of the Year coached (2004-06, 2012, 2016, 2017)

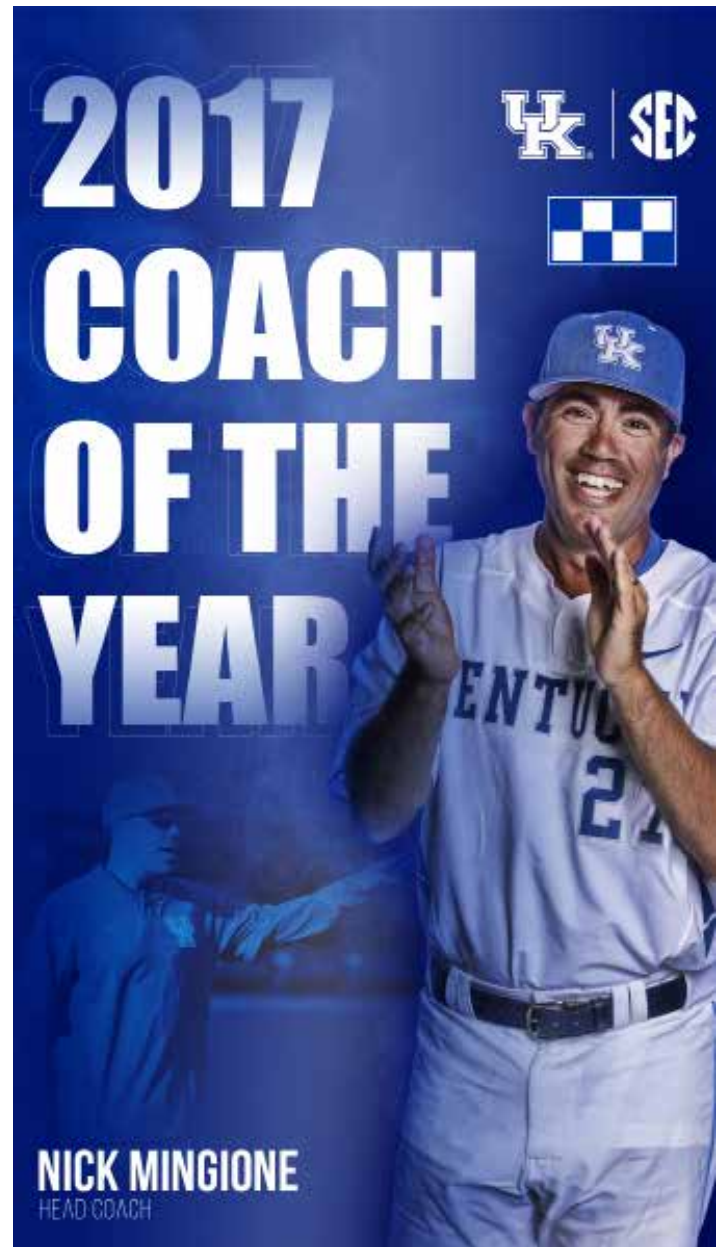
5 - College World Series (1999, 2003-05, 2013)

4 - SEC Scholar Athlete of the Year (2013, 2014, 2015, 2017)

2 - National Championship finalists (2005, 2013)

2 - Senior CLASS Award winners (2018, 2021)

1 - National and SEC Coach of the Year (2017)



Student. Person. Player.

COACH MINGIONE IS PASSIONATE ABOUT DEVELOPING STUDENT-ATHLETES IN THREE AREAS: STUDENT. PERSON. PLAYER.





KENTUCKY PROUD PARK

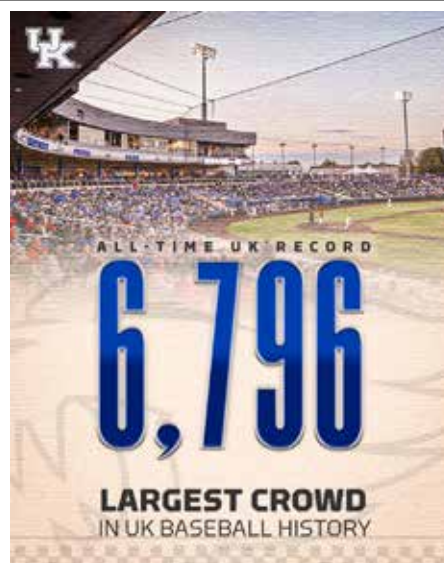

Kentucky baseball moved into a new home for the 2019 season, opening the \$49 million Kentucky Proud Park, a state-of-the-art facility immediately considered one of the top facilities in all of college baseball. The Wildcats won their first game in their new home, defeating Eastern Kentucky, 7-3, on Feb. 26, 2019.

The stadium features permanent seating for nearly 2,500 fans with additional space on grass berms to accommodate 5,000 fans for regular season games. Beyond the outfield wall, temporary bleachers can be installed for NCAA Tournament games to bring the seating capacity to more than 7,000.

The team areas were a priority and give our players and coaches everything they need to compete at a high level in a single location. The facility features a team lounge, locker room, training area, indoor hitting and pitching areas, and coaching offices, as well as a recruiting room. All spaces are either new to UK baseball or significantly larger than previous ones.

The name is a tribute to farmers and businesses of the Commonwealth of Kentucky and the Big Blue Nation. Kentucky Farm Bureau secured the rights to name the stadium from JMI Sports, UK Athletics' multimedia rights partner. In turn, Kentucky Farm Bureau elected to name the stadium for Kentucky Proud, the state's official agricultural marketing program housed at the Kentucky Department of Agriculture. No state taxpayer dollars were used in funding the agreement. The Kentucky Proud program is funded through the generosity of the Kentucky Agricultural Development Fund. The fund is directed by the Kentucky Agricultural Development Board and administered by the Governor's Office of Agricultural Policy.

New black padding will replace the existing blue look for the 2023 season, including on the outfield fence, dugout railings and behind home plate.



UK'S RECORD AT KPP

Year	Overall	SEC
2019	16-15	2-13
2020 ^A	11-3	0-0
2021	22-13	6-9
2022	23-11	8-7
2023	29-7	11-4
^A Covid-shortened season		
Total	105-49 (.682)	33-33
Attendance Record	6,796 - vs. Indiana (June 5, 2023)	





53 ALL-AMERICANS | 109 ALL-SEC | 48 MLB PLAYERS | 171 MLB DRAFT PICKS | 8 GOLD GLOVE WINNERS

2023 RADIO/TV SPOT CHART



KENDAL EWELL



RYDER GILES



JASE FELKER




ÉMILIEEN PITRE



DARREN WILLIAMS



REUBEN CHURCH



DEVIN BURKES



ISAIAH BYARS



CHASE STANKE



SETH CHAVEZ



COLBY FRIEDA



GRANT SMITH



JAMES MCCOY



HUNTER GILLIAM




AUSTIN STRICKLAND



NOLAN MCCARTHY



MASON MOORE



RYAN WALDSCHMIDT



PATRICK HERRERA



MAGDIEL COTTO



RYAN HAGENOW



SETH LOGUE



DREW LAFFERTY



HAYDEN SMITH



AARON BLUM



TRAVIS SMITH



LUKAS SCHRAMM



TYLER BOSMA



LOGAN MARTIN




ZACH HISE



EVAN BYERS



JACKSON NOVE



REED GANNON



CHRISTIAN HOWE



ZACK LEE



JACKSON GRAY



AUSTIN FAWLEY



NICK MINGIONE
HEAD COACH



DAN ROSZEL
ASSISTANT COACH



WILL COGGIN
ASSISTANT COACH



NICK AMMIRATI
ASSISTANT COACH



53 ALL-AMERICANS | 109 ALL-SEC | 48 MLB PLAYERS | 171 MLB DRAFT PICKS | 8 GOLD GLOVE WINNERS

WILDCATS BY STATE

ARIZONA (2)

SETH CHAVEZ (PINETOP)
PATRICK HERRERA (MESA)

FLORIDA (4)

DEVIN BURKES (BRADENTON)
AUSTIN FAWLEY (LANTANA)
COLBY FRIEDA (ST. JOHNS)
RYAN WALDSCHMIDT (BRADENTON)

GEORGIA (3)

ISAIAH BYARS (STONE MOUNTAIN)
LOGAN MARTIN (CARTERSVILLE)
JAMES MCCOY (DUNWOODY)

ILLINOIS (5)

KENDAL EWELL (CALUMET CITY)
REED GANNON (MINOOKA)
JACKSON GRAY (WHEATON)
ZACK LEE (EFFINGHAM)
CHASE STANKE (SUGAR GROVE)

IOWA (1)

JACKSON NOVE (FAIRFAX)

KENTUCKY (8)

EVAN BYERS (NICHOLASVILLE)
JASE FELKER (PRINCETON)
MASON HAZELWOOD (SALVISA)
CHRISTIAN HOWE (DANVILLE)
MASON MOORE (MOREHEAD)
HAYDEN SMITH (NICHOLASVILLE)
TRAVIS SMITH (WALTON)
DARREN WILLIAMS (MAYSVILLE)

MICHIGAN (2)

TYLER BOSMA (HOLLAND)
NOLAN MCCARTHY (KALAMAZOO)

NORTH CAROLINA (2)

RYDER GILES (PINEHURST)
LUKAS SCHRAMM (APEX)

OHIO (3)

AARON BLUM (CINCINNATI)
SETH LOGUE (MASON)
AUSTIN STRICKLAND (WINCHESTER)

PENNSYLVANIA (1)

DREW LAFFERTY (SOUTH PARK)

QUEBEC (1)

ÉMILIE PITRE (REPENTIGNY)

SOUTH CAROLINA (1)

MAGDIEL COTTO (FORT MILL)

TENNESSEE (3)

REUBEN CHURCH (MARYVILLE)
RYAN HAGENOW (KNOXVILLE)
TANNER KIM (KNOXVILLE)

VIRGINIA (1)

HUNTER GILLIAM (FARMVILLE)

WILDCATS BY POSITION

INFIELDERS

ISAIAH BYARS (SENIOR)
JASE FELKER (SENIOR)
RYDER GILES (SENIOR)
HUNTER GILLIAM (SENIOR)
GRANT SMITH (SENIOR)
REUBEN CHURCH (JUNIOR)
PATRICK HERRERA (SOPHOMORE)
ÉMILIE PITRE (SOPHOMORE)
JAMES MCCOY (R-FRESHMAN)
AUSTIN FAWLEY (FRESHMAN)

OUTFIELDERS

JASE FELKER (SENIOR)
JACKSON GRAY (SENIOR)
KENDAL EWELL (JUNIOR)
NOLAN MCCARTHY (SOPHOMORE)
RYAN WALDSCHMIDT (SOPHOMORE)
JAMES MCCOY (R-FRESHMAN)
LUKAS SCHRAMM (FRESHMAN)

CATCHERS

CHASE STANKE (SENIOR)
DEVIN BURKES (SOPHOMORE)
AUSTIN FAWLEY (FRESHMAN)

RIGHT-HANDED PITCHERS

RYDER GILES (SENIOR)
ZACK LEE (SENIOR)
LOGAN MARTIN (SENIOR)
DARREN WILLIAMS (SENIOR)
SETH CHAVEZ (R-JUNIOR)
SETH LOGUE (JUNIOR)
RYAN HAGENOW (JUNIOR)
AUSTIN STRICKLAND (JUNIOR)
COLBY FRIEDA (SOPHOMORE)
ZACH HISE (SOPHOMORE)
MASON MOORE (SOPHOMORE)
CHRISTIAN HOWE (R-FRESHMAN)
JAMES MCCOY (R-FRESHMAN)
TRAVIS SMITH (R-FRESHMAN)
DREW LAFFERTY (FRESHMAN)

LEFT-HANDED PITCHERS

TYLER BOSMA (SENIOR)
MAGDIEL COTTO (JUNIOR)
EVAN BYERS (SOPHOMORE)
JACKSON NOVE (SOPHOMORE)
REED GANNON (R-FRESHMAN)
AARON BLUM (FRESHMAN)
HAYDEN SMITH (FRESHMAN)





53 ALL-AMERICANS | 109 ALL-SEC | 48 MLB PLAYERS | 171 MLB DRAFT PICKS | 8 GOLD GLOVE WINNERS

Kentucky

**2023 Kentucky Baseball
Overall Statistics for Kentucky (as of Jun 12, 2023)
(All games Sorted by Batting avg)**



Record: 40-21 Home: 26-6 Away: 11-13 Neutral: 3-2 Conference: 16-14

Player	avg	gp-gs	ab	r	h	2b	3b	hr	rbi	tb	slg%	bb	hp	so	gdp	ob%	sf	sh	sb-att	po	a	e	fld%
51 Jackson Gray	.338	60-60	219	70	74	15	6	6	33	119	.543	41	25	60	2	.491	0	5	19-26	132	1	1	.993
14 Hunter Gilliam	.324	60-60	225	46	73	13	1	12	71	124	.551	30	10	45	1	.414	8	3	1-3	477	30	4	.992
4 Emilien Pitre	.318	61-61	223	51	71	16	1	1	51	92	.413	42	9	35	2	.440	3	4	20-24	97	160	5	.981
2 Jase Felker	.292	55-54	192	53	56	6	3	0	29	68	.354	30	19	50	1	.430	3	11	21-25	29	90	12	.908
7 Devin Burkes	.291	61-61	223	55	65	18	1	9	53	112	.502	38	15	53	3	.423	3	4	9-12	463	33	0	1.000
21 Ryan Waldschmidt	.290	59-58	200	38	58	14	1	5	37	89	.445	35	15	42	2	.427	3	9	17-19	102	5	0	1.000
19 Nolan McCarthy	.290	43-34	138	21	40	9	1	4	28	63	.457	11	2	40	4	.351	0	2	1-4	57	1	0	1.000
12 Grant Smith	.281	61-61	192	37	54	8	0	8	30	86	.448	19	14	54	2	.380	4	11	2-3	76	165	3	.988
13 James McCoy	.228	36-34	127	23	29	9	1	5	23	55	.433	22	2	60	1	.349	1	1	2-4	45	2	0	1.000
22 Patrick Herrera	.375	12-1	8	5	3	0	0	0	0	3	.375	0	0	2	0	.375	0	0	0-0	2	1	0	1.000
6 Reuben Church	.286	33-27	91	18	26	3	0	3	20	38	.418	12	12	27	2	.427	2	1	0-0	2	3	0	1.000
0 Kendal Ewell	.189	14-12	37	3	7	1	0	0	1	8	.216	7	1	17	0	.333	0	1	1-2	1	0	0	1.000
9 Chase Stanke	.179	31-20	67	11	12	3	0	1	11	18	.269	14	8	19	0	.382	0	2	0-0	60	13	1	.986
8 Isaiah Byars	.111	11-6	27	2	3	1	0	0	2	4	.148	2	0	8	0	.167	1	0	1-1	2	12	3	.824
1 Ryder Giles	.000	2-0	2	0	0	0	0	0	0	0	.000	0	0	1	0	.000	0	1	0-0	3	3	0	1.000
Totals	.290	61	1971	433	571	116	15	54	389	879	.446	303	132	513	20	.413	28	55	94-123	1579	563	35	.984
Opponents	.237	61	1965	272	465	87	6	63	258	753	.383	245	71	537	44	.340	14	23	32-42	1539	511	70	.967

LOB - Team (517), Opp (467). DPs turned - Team (50), Opp (31). IBB - Team (6), H. Gilliam 3, J. Gray 1, E. Pitre 1, Waldschmidt 1, Opp (12). Picked off - J. Gray 3, E. Pitre 2, G. Smith 1, H. Gilliam 1, Waldschmidt 1, N. McCarthy 1.

(All games Sorted by Earned run avg)

Player	era	w-l	app	gs	cg	sho	sv	ip	h	r	er	bb	so	2b	3b	hr	b/avg	wp	hp	bk	sfa	sha
5 Darren Williams	4.26	4-2	17	6	0	0/1	2	63.1	56	32	30	24	61	9	0	6	.235	3	16	1	2	1
48 Zack Lee	4.29	5-4	16	15	0	0/3	0	71.1	67	39	34	27	79	10	2	14	.252	2	8	0	3	6
13 James McCoy	0.00	0-0	2	0	0	0/1	0	2.0	2	0	0	0	2	0	0	0	.250	0	0	0	0	0
41 Evan Byers	1.65	1-0	24	0	0	0/2	0	16.1	12	3	3	8	14	2	0	2	.197	0	3	1	0	1
20 Mason Moore	1.80	4-1	22	0	0	0/2	4	55.0	31	12	11	30	54	6	0	1	.164	4	6	0	1	3
11 Colby Frieda	2.57	0-0	9	1	0	0/0	0	7.0	5	2	2	7	9	2	0	0	.217	0	0	0	0	0
24 Ryan Hagenow	3.91	3-1	20	0	0	0/2	1	25.1	25	11	11	9	34	7	0	0	.248	1	4	0	0	0
1 Ryder Giles	3.93	1-1	25	0	0	0/2	1	18.1	18	8	8	4	14	5	0	2	.269	0	0	0	1	0
10 Seth Chavez	4.35	2-1	12	0	0	0/1	1	10.1	10	5	5	5	15	3	0	3	.250	2	0	0	0	0
43 Jackson Nove	4.43	3-0	18	0	0	0/0	0	22.1	21	11	11	14	26	4	1	3	.256	2	2	0	0	1
36 Logan Martin	4.44	1-1	9	8	0	0/0	0	26.1	20	13	13	17	30	2	0	5	.211	0	3	0	0	1
33 Travis Smith	4.84	4-3	13	13	0	0/1	0	48.1	40	27	26	26	43	10	1	5	.225	3	7	0	2	2
16 Austin Strickland	5.04	4-2	20	3	0	0/1	1	55.1	47	32	31	20	58	7	0	7	.228	5	9	0	2	2
35 Tyler Bosma	5.61	4-4	13	13	0	0/1	0	51.1	55	33	32	22	35	7	1	7	.272	1	3	0	1	3
46 Christian Howe	5.62	1-0	7	0	0	0/0	0	8.0	8	5	5	6	8	2	0	2	.267	2	2	0	1	0
23 Magdiel Cotto	6.00	1-0	16	0	0	0/3	0	18.0	18	13	12	9	26	4	0	1	.265	4	3	0	0	2
25 Seth Logue	6.00	1-0	13	1	0	0/0	0	15.0	19	10	10	7	18	4	0	2	.302	1	0	0	1	1
40 Zach Hise	7.11	1-1	10	1	0	0/0	1	12.2	11	15	10	8	11	3	1	3	.229	0	4	0	0	0
44 Reed Gannon	99.00	0-0	1	0	0	0/0	0	0.0	0	1	1	2	0	0	0	0		0	1	0	0	0
Totals	4.33	40-21	61	61	0	6/6	11	526.1	465	272	253	245	537	87	6	63	.237	30	71	2	14	23
Opponents	6.74	21-40	61	61	1	5/4	9	513.0	571	433	384	303	513	116	15	54	.290	63	132	7	28	55

PB - Team (11), D. Burkes 11, Opp (13). Pickoffs - Team (0), Opp (9). SBA/ATT - D. Burkes (28-37), A Strickland (7-8), D. Williams (5-6), Z. Lee (2-6), C. Stanke (4-5), L. Martin (3-4), T. Bosma (4-4), M. Moore (1-2), M. Cotto (1-2), R. Giles (2-2), T. Smith (2-2), S. Chavez (1-2), E. Byers (1-1), R. Hagenow (1-1), S. Logue (1-1), J. Nove (1-1).



2023 Kentucky Baseball
Overall Statistics for Kentucky (as of Jun 13, 2023)
(NCAA Tournament Sorted by Batting avg)



Record: 4-3 Home: 1-0 Away: 0-2 Neutral: 3-1 Conference: 0-0

Player	avg	gp-gs	ab	r	h	2b	3b	hr	rbi	tb	slg%	bb	hp	so	gdp	ob%	sf	sh	sb-att	po	a	e	fld%
7 Devin Burkes	.333	7-7	21	8	7	2	0	3	8	18	.857	6	3	3	1	.516	1	0	1-1	55	1	0	1.000
14 Hunter Gilliam	.290	7-7	31	5	9	2	0	1	8	14	.452	0	0	5	0	.281	1	0	0-0	57	3	1	.984
6 Reuben Church	.286	6-5	14	3	4	1	0	0	1	5	.357	3	5	5	0	.545	0	0	0-0	0	0	0	.000
19 Nolan McCarthy	.280	6-6	25	3	7	2	0	3	7	18	.720	0	0	5	1	.280	0	0	0-0	12	0	0	1.000
21 Ryan Waldschmidt	.273	7-7	22	2	6	1	0	1	5	10	.455	2	2	7	0	.385	0	2	0-1	4	0	0	1.000
12 Grant Smith	.263	7-7	19	4	5	1	0	0	0	6	.316	3	4	4	0	.462	0	0	0-0	11	21	0	1.000
2 Jase Felker	.250	7-7	24	7	6	2	0	0	1	8	.333	3	6	3	1	.455	0	0	2-2	7	13	1	.952
4 Emilien Pitre	.200	7-7	30	1	6	1	0	0	5	7	.233	1	0	6	0	.219	1	0	2-3	11	16	0	1.000
51 Jackson Gray	.154	7-7	26	6	4	0	0	1	1	7	.269	2	4	8	0	.313	0	0	0-0	17	0	1	.944

22 Patrick Herrera	.500	3-0	2	1	1	0	0	0	0	1	.500	0	0	0	0	.500	0	0	0-0	1	0	0	1.000
9 Chase Stanke	.000	4-2	7	0	0	0	0	0	0	0	.000	0	0	3	0	.000	0	0	0-0	4	1	0	1.000
13 James McCoy	.000	2-1	4	0	0	0	0	0	0	0	.000	0	0	3	0	.000	0	0	0-0	1	0	0	1.000
1 Ryder Giles	.000	1-0	1	0	0	0	0	0	0	0	.000	0	0	1	0	.000	0	0	0-0	0	1	0	1.000
Totals	.243	7	226	40	55	12	0	9	36	94	.416	20	24	53	3	.363	3	2	5-7	183	59	4	.984
Opponents	.266	7	241	35	64	13	1	11	32	112	.465	17	7	58	4	.331	1	2	5-6	180	54	5	.979

LOB - Team (55), Opp (50). DPs turned - Team (4), Opp (5).

(NCAA Tournament Sorted by Earned run avg)

Player	era	w-l	app	gs	cg	sho	sv	ip	h	r	er	bb	so	2b	3b	hr	b/avg	wp	hp	bk	sfa	sha
20 Mason Moore	0.00	2-0	3	0	0	0/1	0	14.1	6	0	0	3	12	0	0	0	.130	1	1	0	0	1
16 Austin Strickland	5.19	1-1	2	2	0	0/1	0	8.2	9	5	5	5	7	1	0	1	.257	0	1	0	0	0
48 Zack Lee	8.18	0-2	2	2	0	0/0	0	11.0	14	13	10	0	15	1	1	7	.298	0	1	0	0	1

33 Travis Smith	0.00	0-0	1	1	0	0/1	0	4.0	3	0	0	2	4	1	0	0	.200	0	1	0	0	0
13 James McCoy	0.00	0-0	1	0	0	0/1	0	1.0	1	0	0	0	1	0	0	0	.250	0	0	0	0	0
1 Ryder Giles	0.00	0-0	2	0	0	0/0	0	0.2	0	0	0	0	1	0	0	0	.000	0	0	0	0	0
10 Seth Chavez	0.00	0-0	1	0	0	0/0	0	0.1	1	0	0	0	0	1	0	0	.500	0	0	0	0	0
23 Magdiel Cotto	4.50	0-0	2	0	0	0/1	0	2.0	2	1	1	1	3	1	0	0	.286	2	0	0	0	0
24 Ryan Hagenow	5.79	1-0	1	0	0	0/0	0	4.2	7	3	3	1	4	3	0	0	.350	0	0	0	0	0
5 Darren Williams	6.00	0-0	3	1	0	0/0	0	6.0	10	5	4	3	5	2	0	0	.357	1	1	0	0	0
36 Logan Martin	6.00	0-0	1	1	0	0/0	0	3.0	3	2	2	1	3	0	0	1	.250	0	0	0	0	0
41 Evan Byers	6.75	0-0	2	0	0	0/0	0	1.1	2	1	1	0	1	1	0	1	.333	0	0	0	0	0
25 Seth Logue	9.00	0-0	1	0	0	0/0	0	2.0	3	2	2	0	1	2	0	0	.375	1	0	0	1	0
46 Christian Howe	13.50	0-0	1	0	0	0/0	0	2.0	3	3	3	1	1	0	0	1	.333	1	2	0	0	0
Totals	4.28	4-3	7	7	0	2/2	0	61.0	64	35	29	17	58	13	1	11	.266	6	7	0	1	2
Opponents	5.55	3-4	7	7	0	1/1	1	60.0	55	40	37	20	53	12	0	9	.243	8	24	0	3	2

PB - Team (0), Opp (1). SBA/ATT - D. Burkes (4-5), A Strickland (2-2), T. Smith (1-1), M. Cotto (0-1), R. Hagenow (1-1), C. Stanke (1-1), D. Williams (1-1).





2023 Kentucky Baseball
Conference statistics for Kentucky (as of May 21, 2023)
(Conference games only Sorted by Batting avg)



Record: 16-14 Home: 11-4 Away: 5-10 Conference: 16-14

Player	avg	gp-gs	ab	r	h	2b	3b	hr	rbi	tb	slg%	bb	hp	so	gdp	ob%	sf	sh	sb-att	po	a	e	fld%
51 Jackson Gray	.373	30-30	110	39	41	9	3	3	13	65	.591	20	10	29	0	.507	0	3	11-15	72	1	0	1.000
4 Emilien Pitre	.318	30-30	107	24	34	9	0	0	25	43	.402	23	7	15	2	.467	0	2	13-15	51	81	2	.985
6 Reuben Church	.288	17-15	52	7	15	2	0	3	14	26	.500	4	5	14	1	.387	1	1	0-0	0	0	0	.000
14 Hunter Gilliam	.287	30-30	108	19	31	4	0	5	29	50	.463	18	5	24	1	.400	4	1	0-0	224	16	1	.996
21 Ryan Waldschmidt	.284	30-30	109	18	31	7	1	3	22	49	.450	17	4	22	1	.394	2	6	10-11	63	3	0	1.000
7 Devin Burkes	.278	30-30	108	25	30	6	0	2	16	42	.389	18	5	26	1	.405	0	4	5-7	241	18	0	1.000
2 Jase Felker	.266	30-30	109	29	29	3	2	0	14	36	.330	14	7	31	0	.382	1	6	11-13	17	55	7	.911
19 Nolan McCarthy	.258	19-16	66	8	17	3	1	0	10	22	.333	7	1	23	0	.338	0	0	1-2	23	1	0	1.000
13 James McCoy	.250	15-14	52	10	13	5	0	5	12	33	.635	5	0	24	1	.310	1	1	1-2	24	2	0	1.000
12 Grant Smith	.247	30-30	93	16	23	5	0	7	17	49	.527	10	3	24	1	.330	3	6	1-1	28	75	3	.972

22 Patrick Herrera	.333	4-1	3	1	1	0	0	0	0	1	.333	0	0	2	0	.333	0	0	0-0	0	0	0	.000
9 Chase Stanke	.200	14-8	30	5	6	1	0	1	5	10	.333	4	3	9	0	.351	0	0	0-0	1	0	1	.500
0 Kendal Ewell	.059	7-6	17	0	1	0	0	0	1	1	.059	3	0	9	0	.200	0	1	0-0	0	0	0	.000
1 Ryder Giles	.000	1-0	1	0	0	0	0	0	0	0	.000	0	0	0	0	.000	0	1	0-0	3	1	0	1.000
Totals	.282	30	965	201	272	54	7	29	178	427	.442	143	50	252	8	.397	12	32	53-66	763	275	15	.986
Opponents	.251	30	955	156	240	44	2	35	148	393	.412	152	42	238	24	.375	7	16	17-22	762	260	25	.976

LOB - Team (239), Opp (253). DPs turned - Team (27), Opp (12). IBB - Team (2), H. Gilliam 1, J. Gray 1, Opp (11). Picked off - J. Gray 2, E. Pitre 2, Waldschmidt 1.

(Conference games only Sorted by Earned run avg)

Player	era	w-l	app	gs	cg	sho	sv	ip	h	r	er	bb	so	2b	3b	hr	b/avg	wp	hp	bk	sfa	sha
48 Zack Lee	4.35	2-2	10	9	0	0/1	0	39.1	38	20	19	24	41	7	1	6	.264	2	6	0	2	5
16 Austin Strickland	5.23	2-1	10	1	0	0/0	0	32.2	30	20	19	11	28	4	0	4	.246	4	6	0	1	2
5 Darren Williams	5.35	3-1	9	3	0	0/1	1	35.1	33	22	21	20	33	6	0	4	.250	2	12	1	2	1
35 Tyler Bosma	6.34	1-3	9	9	0	0/1	0	32.2	39	24	23	16	19	3	1	6	.295	0	1	0	1	2

11 Colby Frieda	0.00	0-0	3	0	0	0/0	0	1.2	0	0	0	1	2	0	0	0	.000	0	0	0	0	0
41 Evan Byers	1.04	1-0	15	0	0	0/2	0	8.2	7	1	1	6	5	1	0	1	.212	0	2	0	0	0
25 Seth Logue	1.80	0-0	4	0	0	0/0	0	5.0	3	1	1	3	5	2	0	0	.167	0	0	0	0	1
20 Mason Moore	2.96	2-1	13	0	0	0/1	1	27.1	18	9	9	22	28	4	0	1	.189	3	3	0	1	2
36 Logan Martin	4.32	0-0	5	4	0	0/0	0	8.1	3	4	4	10	9	1	0	0	.115	0	2	0	0	1
43 Jackson Nove	4.50	0-0	10	0	0	0/0	0	10.0	10	5	5	7	11	2	0	2	.278	2	2	0	0	1
1 Ryder Giles	4.66	1-1	12	0	0	0/1	1	9.2	9	5	5	4	7	3	0	1	.265	0	0	0	0	0
24 Ryan Hagenow	6.75	1-1	11	0	0	0/0	1	10.2	14	8	8	4	16	3	0	0	.298	1	2	0	0	0
46 Christian Howe	6.75	0-0	2	0	0	0/0	0	2.2	3	2	2	3	2	1	0	1	.300	1	0	0	0	0
33 Travis Smith	8.31	1-2	3	3	0	0/0	0	13.0	13	12	12	7	10	3	0	4	.255	2	2	0	0	0
23 Magdiel Cotto	8.53	0-0	5	0	0	0/0	0	6.1	8	7	6	6	10	1	0	0	.308	1	0	0	0	1
40 Zach Hise	9.00	1-1	4	1	0	0/0	0	6.0	5	11	6	5	4	2	0	2	.208	0	4	0	0	0
10 Seth Chavez	9.00	1-1	6	0	0	0/0	1	5.0	7	5	5	3	8	1	0	3	.333	1	0	0	0	0
Totals	5.17	16-14	30	30	0	2/2	5	254.1	240	156	146	152	238	44	2	35	.251	19	42	1	7	16
Opponents	6.31	14-16	30	30	1	1/0	6	254.0	272	201	178	143	252	54	7	29	.282	30	50	3	12	32

PB - Team (7), D. Burkes 7, Opp (8). Pickoffs - Team (0), Opp (5). SBA/ATT - D. Burkes (17-22), D. Williams (3-4), A Strickland (3-4), Z. Lee (1-3), T. Bosma (2-2), S. Chavez (1-2), L. Martin (2-2), R. Giles (1-1), E. Byers (1-1), S. Logue (1-1), M. Cotto (1-1), J. Nove (1-1).



TRACKING KENTUCKY'S RECORD BOOKS

RECORD CHASING / CAREER

Several pitchers are making their way onto and up the career charts:

Earned Run Average (Min. 75 inn.)

1.	Jeff Keener	1980-81	2.01
2.	Trevor Gott	2011-13	2.30
3.	AJ Reed	2012-14	2.83
4.	Joe Georger	1979	2.86
5.	DARREN WILLIAMS	2022-23	3.05
6.	Sean Harney	2021-22	3.06
7.	Alex Phillips	2011-12	3.08
8.	Zack Thompson	2017-19	3.20
9.	David Voit	1986-88	3.23
10.	Dustin Beggs	2015-16	3.32
11.	Aaron Lovett	2007-08	3.38
12.	Matt Fisher	1990-92	3.39
	MASON MOORE (72.2 IP)	2022-23	3.22

RECORD CHASING / STREAKS

Consecutive Games with a Hit (since 2005)

23	Gunnar McNeill (2016)
22	HUNTER GILLIAM (2023)
21	Evan White (2016)
20	Evan White (2016-17)
20	Caleb Stewart (2004)
17	Chase Estep (2022)
17	Austin Cousino (2014)

Longest Winning Streaks

Rk	Games	Year
1.	22	2012
2.	19	2008
	19	2007
4.	17	2023
5.	15	2000

RECORD CHASING / SINGLE SEASON

Triples

Player, Season	3B
1. Dick Ramsey, 1949	8
2. Chad Green, 1996	7
Marv Foley, 1974	7
Dave Bait, 1971	7
Allen Feldhaus, 1961	7
6. JACKSON GRAY, 2023	6

Runs Batted In

Player, Season	RBI
1. Sawyer Carroll, 2008	83
2. Ryan Strieby, 2006	77
3. Sean Coughlin, 2007	73
AJ Reed, 2014	73
5. Rick Norton, 1991	72
6. HUNTER GILLIAM, 2023	71
7. Riley Mahan, 2017	67
8. John Wilson, 2000	65
9. Jeff Abbott, 1994	64
Josh Loggins, 1998	63

On-Base Percentage (Since 1987)

Player, Season	OBP
1. Jeff Abbott, 1992	.533
2. Brian Spear, 2007	.527
3. Blake Feeney, 1990	.516
4. Jeff Abbott, 1991	.515
Sawyer Carroll, 2008	.514
Mike Harris, 1991	.514

Hit By Pitches (Since 1988)

Player, Season	HBP
1. Tyler Howe, 2008	27
2. JACKSON GRAY, 2023	25
3. Zac Zellers, 2012	21
Austin Cousino, 2013	21

Sacrifice Flies (Since 1987)

Player, Season	SF
1. HUNTER GILLIAM, 2023	8
2. Jesse Barber, 2004	7
Eddie Brooks, 1993	7
Mark Blythe, 1988	7
Hunter Jump, 2022	7
Zac Zellers, 2013	7

Sacrifices

Player, Season	SH
1. Chris Wade, 2008	20
2. Chris Wade, 2009	16
3. Connor Heady, 2017	15
4. Troy Squires, 2018	14
5. Troy Squires, 2017	13
Ryan Wilkes, 2007	13
7. Mike Brown, 2007	12
8. Ryan Wilkes, 2008	11
Todd Young, 1995	11
10. JASE FELKER AND GRANT SMITH, 2023	11



53 ALL-AMERICANS | 109 ALL-SEC | 48 MLB PLAYERS | 171 MLB DRAFT PICKS | 8 GOLD GLOVE WINNERS

SINGLE-GAME RECORDS (2007-)

BATTING

Hits

6	JT Riddle	2/23/2013	Niagara
5	Jase Felker	3/27/2022	Georgia
5	Riley Mahan	4/21/2017	LSU
5	Zac Zellers	6/1/2012	Kent State
5	Mike Brown	3/4/2007	Milwaukee

Runs Scored

5	Chase Estep	3/27/2022	Georgia
5	Ryan Johnson	4/23/2019	at WKU
5	Evan White	3/20/2016	at Georgia
5	Mike Brown	3/4/2007	Milwaukee

RBI

8	Luke Becker	3/12/2017	Miami (OH)
7	Devin Burkes	2/26/23	Wright State
7	JaVon Shelby	3/20/2016	at Georgia
6	Hunter Gilliam	4/18/2023	Xavier
6	Ryan Ritter	4/6/2021	at Louisville
6	Breydon Daniel	3/10/2020	WKU
6	Micheal Thomas	3/8/2014	Ball State
6	AJ Reed	2/21/2014	St. Joe's
6	AJ Reed	2/24/2012	Buffalo

Doubles

3	Many times
---	------------

Triples

2	Jackson Gray	3/4/2023	Indiana State
2	Matt McKinney	3/24/2007	LSU

Home Runs

3	T.J. Collett	4/25/2021	Alabama
3	Ryan Johnson	4/23/2019	at WKU

Stolen Bases

5	Jaren Shelby	2/26/2019	EKU*
(*Kentucky Proud Park opening game)			
4	Storm Wilson	2/14/2015	Richmond

Total Bases

13	Ryan Johnson	4/23/2019	at WKU
13	Tristan Pompey	2/21/2016	Dayton
13	Lance Ray	5/11/2010	at Indiana
12	T.J. Collett	4/25/2021	Alabama

Hit By Pitch

3	Seven times
---	-------------

PITCHING

Innings

9.2	Zack Brown	4/22/2016	Arkansas
-----	------------	-----------	----------

Strikeouts

13	Zack Thompson (L)	3/29/2019	Georgia
13	Sean Hjelle (R)	2/23/2018	Oakland
13	Alex Meyer (R)	3/12/2011	Niagara
13	Alex Meyer (R)	2/20/2011	Miami (OH)
12	Zack Lee (R)	5/7/2023	South Carolina
12	Mason Hazelwood (L)	3/13/2021	Georgia St.
12	Dustin Beggs (R)	5/2/2015	Vanderbilt
12	Corey Littrell (L)	3/31/2013	Georgia
12	Jerad Grundy (L)	3/2/2013	Akron

Walks Issued

9	Zach Haake	3/31/2018	at Alabama
---	------------	-----------	------------

Hits Allowed

15	Jerad Grundy	3/31/2013	Georgia
15	Aaron Tennyson	4/28/2006	Vanderbilt
14	Dustin Beggs	5/13/2016	Ole Miss

Runs Allowed

11	Grant Macciocchi	3/16/2019	at LSU
11	Justin Lewis	3/17/2018	at Arkansas

Most Hit Batters

4	Six times
---	-----------

Most Errors

3	Six times
---	-----------

TEAM

Runs Scored

27	vs. UT-Martin	3/10/2007
26	vs. Ball State	3/8/2014
24	vs. Ball State	3/7/2014
22	at Mississippi State	4/19/2009
21	Five times	

At-Bats

77	vs. Kent State (NCAA)	6/1/2012
----	-----------------------	----------

Hits

24	vs. Dayton	4/4/2012
22	at Missouri	4/14/2022

Doubles

8	vs. Tennessee-Martin	3/10/2007
8	vs. Georgia	5/25/2006

Triples

3	at Furman	2/17/2007
---	-----------	-----------

Home Runs

7	Three times
---	-------------

Walks

15	vs. Tennessee-Martin	3/10/2007
----	----------------------	-----------

Hit By Pitch

10	vs. Monmouth	3/6/2010
9	vs. Indiana	6/4/2023

Stolen Bases

8	at Auburn	4/2/2010
7	vs. Mississippi State	3/18/2023

Runs Allowed

20	at Indiana	3/15/2022
19	at Florida	5/21/2011
19	at Texas Tech	4/16/2019

Strikeouts

26	vs. Kent State (NCAA)	6/1/2012
----	-----------------------	----------

Strikeouts (9 inning game)

19	vs. Georgia State	3/13/2021
----	-------------------	-----------

Walks Allowed

13	Three times
----	-------------

Home Runs Allowed

7	vs. Tennessee Tech	4/22/2014
---	--------------------	-----------

Errors

6	vs. Murray State	3/15/2010
---	------------------	-----------



53 ALL-AMERICANS | 109 ALL-SEC | 48 MLB PLAYERS | 171 MLB DRAFT PICKS | 8 GOLD GLOVE WINNERS

SINGLE-GAME RECORDS, PLAYER (MINGIONE ERA)

RUNS SCORED

5	Chase Estep	vs. Georgia	3/27/22
	Ryan Johnson	at Western Kentucky	4/23/19
4	Eight times		

HITS

5	Jase Felker	vs. Georgia	3/27/22
	Riley Mahan	vs. LSU	4/21/17
4	Many times		

RBI

8	Luke Becker	vs. Miami (Ohio)	3/12/17
7	DEVIN BURKES	vs. WRIGHT STATE	2/26/23
6	HUNTER GILLIAM	vs. XAVIER	4/18/23
	Ryan Ritter	at Louisville	4/6/21
	Breydon Daniel	vs. Western Kentucky	3/10/20

DOUBLES

3	DEVIN BURKES	vs. WRIGHT STATE	2/26/23
	Alex Rodriguez	at Western Carolina	4/11/18
	Troy Squires	vs. Eastern Kentucky	3/6/18
	Tristan Pompey	vs. Evansville	2/18/18

HOME RUNS

3	T.J. Collett	vs. Alabama	4/25/21
	Ryan Johnson	at Western Kentucky	4/23/19

TOTAL BASES

13	Ryan Johnson	at Western Kentucky	4/23/19
12	T.J. Collett	vs. Alabama	4/25/21
10	Riley Mahan	vs. Vanderbilt	4/2/17

HIT BY PITCH

3	REUBEN CHURCH	vs. INDIANA	6/4/23
	JASE FELKER	vs. INDIANA	6/4/23
	Matt Golda	vs. Appalachian St.	2/22/20
	Ryan Shinn	at Texas Tech	2/24/19

STOLEN BASES

5	Jaren Shelby	vs. Eastern Kentucky	2/26/19
3	Six times		

HITS ALLOWED

13	Justin Lewis	at Arkansas	3/17/18
12	Cole Stupp	vs. LSU	4/9/21
11	Jimmy Ramsey	at Florida	4/26/19
	Sean Hjelle	vs. LSU	5/25/17
	Sean Hjelle	at North Carolina	2/17/17

RUNS ALLOWED

11	Grant Macciocchi	at LSU	3/16/18
	Justin Lewis	at Arkansas	3/17/18
10	Zach Haake	vs. South Carolina	4/7/18
	Sean Hjelle	vs. LSU	5/25/17
9	Sean Hjelle	vs. St. Joseph's	2/24/17

STRIKEOUTS

13	Zack Thompson	vs. Georgia	3/29/19
	Sean Hjelle	vs. Oakland	2/23/18
12	ZACK LEE	vs. SOUTH CAROLINA	5/7/23
	Mason Hazelwood	vs. Georgia State	3/13/21

HOME RUNS ALLOWED

4	Justin Lewis	at Arkansas	3/17/18
	Zach Logue	at Missouri	4/15/17
3	Seven times		

MISC. RECORD/STREAKS

MOST RUNS IN AN INNING: 14, AT SOUTHERN ILLINOIS, 2023

OVERALL WINNING STREAK: 17 (2023)

SINGLE-SEASON WINNING STREAK: 17 (2023)

SEC WINNING STREAK: 5 (2023)

Overall Losing Streak: Five (2021)

SEC Losing Streak: 11 from 2018-19

HOME WINNING STREAK: 16 IN 2023

Home Losing Streak: 6 in 2019

ROAD WINNING STREAK: 7 IN 2023

Road Losing Streak: 7 in 2019



53 ALL-AMERICANS | 109 ALL-SEC | 48 MLB PLAYERS | 171 MLB DRAFT PICKS | 8 GOLD GLOVE WINNERS

SINGLE-SEASON RECORDS, PLAYER (MINGIONE ERA)

**Note: 2020 Covid-shortened season not included; Min. 1 AB/Game; 25 innings pitched*

BATTING AVERAGE

.373	Evan White	2017
.361	Tristan Pompey	2017
.352	Kole Cottam	2018
	Zach Reks	2017
.349	Ryan Johnson	2019

SLUGGING PERCENTAGE

.691	Luke Heyer	2018
.667	Kole Cottam	2018
.637	Evan White	2017
.618	Riley Mahan	2017
.607	T.J. Collett	2021

ON-BASE PERCENTAGE

.504	JACKSON GRAY	2023
.464	Tristan Pompey	2017
.461	Zach Reks	2017
.453	Evan White	2017
.448	Tristan Pompey	2018

RUNS SCORED

70	Tristan Pompey	2017
69	JACKSON GRAY	2023
58	Riley Mahan	2017
57	Chase Estep	2022
54	Kole Cottam	2018
50	Marcus Carson	2017

HITS

96	Tristan Pompey	2017
88	Riley Mahan	2017
86	Zach Reks	2017
79	Evan White	2017
77	Kole Cottam	2018

DOUBLES

24	Evan White	2017
23	Riley Mahan	2017
20	Tristan Pompey	2018
18	DEVIN BURKES	2023
	Tristan Pompey	2017
17	Chase Estep	2022
	Ryan Shinn	2019
	Luke Heyer	2018

TRIPLES

6	JACKSON GRAY	2023
3	JASE FELKER	2023
	Marcus Carson	2017
	Riley Mahan	2017

HOME RUNS

19	Kole Cottam	2018
18	Luke Heyer	2018
16	T.J. Collett	2021
15	Riley Mahan	2017
13	Three times	

RBI

71	HUNTER GILLIAM	2023
67	Riley Mahan	2017
57	Luke Heyer	2018
52	DEVIN BURKES	2023

WALKS

46	Tristan Pompey	2017
42	Zach Reks	2017
41	EMILIEN PITRE	2023
40	Chase Estep	2022
39	Trey Dawson	2018
	JACKSON GRAY	2023

STOLEN BASES

22	Austin Schultz	2021
20	JASE FELKER	2023
19	JACKSON GRAY	2023
18	EMILIEN PITRE	2023
17	RYAN WALDSCHMIDT	2023
	Breydon Daniel	2019

LOWEST ERA

0.93	Darren Williams (29.0 IP)	2022
1.59	Tyler Guilfoil (51.0 IP)	2022
1.95	Logan Salow (55.1 IP)	2017
2.13	Mason Hazelwood (25.1 IP)	2021
2.40	Zack Thompson (90.0 IP)	2019

LOWEST OPPONENT AVERAGE

.156	Tyler Guilfoil (51.0 IP)	2022
.164	Chris Machamer (34.0 IP)	2017
.167	MASON MOORE (50.2)	2023
.184	Zack Thompson (90.0 IP)	2019

VICTORIES

11	Sean Hjelle	2017
8	Zack Thompson	2017
7	Sean Hjelle	2018
	Justin Lewis	2018
	Zach Logue	2017

SAVES

12	Logan Salow	2017
10	Chris Machamer	2018
6	Tyler Guilfoil	2022
	Sean Harney	2021
5	Carson Coleman	2019

APPEARANCES

31	Logan Salow	2017
28	Daniel Harper	2019
	Cole Daniels	2019
26	Daniel Harper	2022
	Cole Ayers	2019
	Jimmy Ramsey	2018

INNINGS PITCHED

108.2	Sean Hjelle	2017
99.1	Sean Hjelle	2018
91.0	Justin Lewis	2017
90.0	Zack Thompson	2019
87.0	Zach Logue	2017

STRIKEOUTS

130	Zack Thompson	2019
102	Sean Hjelle	2017
96	Zack Thompson	2017
92	Justin Lewis	2018
91	Sean Hjelle	2018