



TABLE OF CONTENTS

Quick Facts	2-3
2023 Alphabetical Roster	4-5
2023 Numerical Roster	6-7
Coaching Staff	8
Support Staff	9-10
2022 Statistics	11-15
2022 Team Game Highs.....	16
2022 Individual Game Highs	17-18
2022 Game-By-Game Stats	19-23
2022 Game-By-Game Starters.....	24
2022 Scoring Drive Analysis	25-28
Explosive Plays	29-30

History & Tradition (31-119)

Kentucky Football History	31-34
Wildcat Traditions & Legends.....	35-40
Pioneers of Integration in the SEC.....	41-42
All-Americans	43-44
All-SEC Selections	45-47
Academic Honors	48-51
College Football Hall of Fame.....	52-54
Miscellaneous Honors/Awards.....	55-71
National Good Works Team	72-73
Wuerffel Trophy	74
Retired Jerseys: Ring of Honor	75-83
Kentucky Bowl History	84-103
Kentucky in the Polls	104-105
Kentucky vs. Ranked Teams.....	106-109
UK Players in the NFL/AFL Draft	110-113
UK Players in the Pros	114-117
UK Players in the Super Bowl	118
Pro Bowl Wildcats / Pro Football HOF.....	119

Kentucky Records (120-219)

Individual Records	120-132
Team Records	133-137
Freshman Records.....	138-140
Kentucky's SEC Statistical Champions	141-142
Career Leaders	143-147
Season Leaders.....	148-149
Annual Leaders.....	150-156
Longest Plays.....	157-158
300-Yard Passers.....	159
100-Yard Receivers	160-161
100-Yard Rushers.....	162-163
300-Tackle Club	164
Kroger Field	165-166
List of Games at Kroger Field.....	167-168
Kroger Field Records.....	169
Kentucky vs. All Opponents in Kroger Field.....	170
Year-by-Year Records	171-172
Annual Kentucky Statistics	173-174
Annual Opponent Statistics.....	175-176
All-Time Coaching Records.....	177
All-Time Assistant Coaches.....	178-181
Kentucky vs. All Opponents.....	182-183
All-Time Series Scores	184-187
All-Time vs. 2023 Opponents	188-192
All-Time Lettermen	193-200
All-Time Results.....	201-215
UK's Fourth Quarter Game-Winners	216-217
All-Time Comeback Wins	218
Kentucky in Overtime/ Game-Winning FGs	219

CREDITS

The 2023 University of Kentucky Football Fact & Record Book is published by the University of Kentucky Athletics Department.

Written, compiled and edited by: Susan Lax, Tony Neely, Evan Crane, Matt May, Cami Moore, Corey Price, UK News and Public Relations.

Principal photography by: UK Athletics/Chet White, Britney Howard, Barry Westerman, Aaron Borton, Elliott Hess, Eddie Justice

Additional photography by: David Coyle/ Team Coyle Photography, UK News and Public Relations, UK Archives, National Football League

Layout and design: Susan Lax

Cover layout and design: Lakia Bailey

The University of Kentucky is an Equal Opportunity Employer.



QUICK FACTS

INSTITUTE PERSONNEL

President: Dr. Eli Capilouto (Alabama, '71)
Faculty Representative: Joseph L. Fink III
 (Philadelphia College of Pharmacy & Science, '70)
Athletics Director: Mitch Barnhart (Ottawa, '81)
Deputy AD/FB Liaison: Marc Hill (Iowa Wesleyan, '93)
Athletics Phone Number: (859) 257-8000
Internet Address: UKathletics.com
Conference: Southeastern Conference, Eastern Division
Nickname: Wildcats
Colors: Blue and White
Stadium: Kroger Field
Overall Record at Kroger Field: 182-141-4 (.563)
Under Stoops at Kroger Field: 46-25 (.648)
Capacity: 61,000
Playing Surface: UBU Speed Series synthetic turf
First Year of Football: 1881
Number of Years Playing Football: Starting 133rd season
All-Time Overall Record: 646-641-44 (.502)
All-Time SEC Record: 190-401-12 (.325)
All-Time Bowl Record: 12-10 (.545)
Bowl Games under Stoops (Record): 4-3
 2016 TaxSlayer, L, vs. Georgia Tech
 2017 Franklin American Mortgage Music City Bowl, L,
 vs. Northwestern
 2019 VRBO Citrus, W, vs. Penn State
 2019 Belk, W, vs. Virginia Tech
 2021 TaxSlayer Gator, W, vs. N.C. State
 2022 Vrbo Citrus, W, vs. Iowa
 2022 TransPerfect Music City, L, vs. Iowa

MEDIA INFORMATION

Main Office Phone: (859) 257-3838
Central Bank Press Row Phone: (859) 323-2800
Office Address:
 Athletics Communications and Public Relations
 Joe Craft Center
 338 Lexington Ave.
 Lexington, KY 40506-0019
Website: UKathletics.com
Official Social Media Handle: @UKFootball

Primary Football Contact: Susan Lax (Freed-Hardeman, '95)
Lax's Email: slax0@uky.edu
Lax's Phone: (859) 608-5019
Stoops Contact: Tony Neely (Vanderbilt, '82)
Neely's Email: tneely@uky.edu
Neely's Phone: (859) 576-9943
Secondary Football Contact: Matt May (Kentucky, '00)
May's Email: matt.may@uky.edu
May's Phone: (859) 806-7463
Secondary Football Contact: Cami Moore (Kentucky, '18)
Moore's Email: camiranmoore@uky.edu
Moore's Phone: (859) 396-0368
Press Box Coordinator/Credentials: Evan Crane (Kentucky, '10)
Crane's Email: wesley.crane@uky.edu
Crane's Phone: (270) 559-8120

FOOTBALL COACHING STAFF

Head Coach: Mark Stoops (Iowa, '89)
Overall College Coaching Record:
 Record at Kentucky (Years): 66-59 (10 years)
 Career Record (Years): 66-59 (10 years)
 SEC Record: 32-50 (.390)
 Bowl Record: 4-3 (.571)
Assistant Coaches:
Jay Boulware (Texas, '96)
 Running Backs/Special Teams Coordinator, 1st year
Frank Buffano (Arizona, '06)
 Safeties, 4th year
Liam Coen (UMass, '08)
 Offensive Coord./QB, 2nd year, 1st in current term
Chris Collins (Western Carolina, '10)
 Defensive Backs, 3rd year
Vince Marrow (Toledo, '92)
 Assoc. Head Coach/TE/Recruiting Coordinator, 11th year
Anwar Stewart (Kentucky, '17)
 Defensive Line, 4th year
Mike Stoops (Iowa, '87)
 Inside Linebackers, 2nd year
Brad White (Wake Forest, '05)
 Defensive Coordinator/Outside Linebackers, 6th year
Scott Woodward (UMass, '09)
 Wide Receivers, 3rd year
Zach Yenser (Troy, '07)
 Offensive Line, 2nd year

Quality Control:

Bryan Berezowitz (Kentucky, '19)
 Josh Estes-Waugh (Kentucky, '12)
 Mark Perry (Kentucky, '01)
 Mike Preifer Jr. (Wisconsin-Eau Claire, '17)
 Joe Scola (Dartmouth, '07)

Graduate Assistants:

Kalon Humphries (defense)
 Courtney Love (defense)
 Drake Jackson (offense)
 Cam Garner (off the field - offense)
 Dan Hebert (off the field - offense)
 Andrew Verboys (off the field - defense)

TEAM INFORMATION

BASIC OFFENSE: Multiple pro-style
BASIC DEFENSE: 3-4, 4-3

LETTERWINNERS RETURNING: 36

Offense: 15
 Defense: 19
 Specialty: 2

LETTERWINNERS LOST: 25

Offense: 13
 Defense: 10
 Specialty: 2

**STARTERS RETURNING: 14**

Offense: 7
 Defense: 5
 Specialty: 2

STARTERS LOST: 13

Offense: 3
 Defense: 7
 Specialty: 3

RETURNING OFFENSIVE STARTERS:

No.	Name	Pos.	Ht.	Wt.	Class-Exp	Hometown
6	Dane Key	WR	6-3	195	So-1L	Lexington, Ky. (Frederick Douglass)
9	Tayvion Robinson	WR	5-11	194	%Sr-1L	Virginia Beach, Va. (Virginia Tech/Cox)
62	Jager Burton	OL	6-4	307	So-1L	Lexington, Ky. (Frederick Douglass)
68	Kenneth Horsey	OL	6-3	311	%Sr-4L	Sanford, Fla. (Sanford Seminole)
77	Jeremy Flax	OL	6-6	325	Sr-1L	Detroit, Mich. (Independence CC/Robichaud)
80	Brenden Bates	TE	6-5	251	%Sr-4L	Cincinnati, Ohio (Archbishop Moeller)
85	Jordan Dingle	TE	6-4	238	So-1L	Bowling Green, Ky. (Bowling Green HS)

RETURNING DEFENSIVE STARTERS:

No.	Name	Pos.	Ht.	Wt.	Class-Exp.	Hometown
0	Deone Walker	DL	6-6	348	So-1L	Detroit, Mich. (Cass Tech)
13	J.J. Weaver	OLB	6-5	244	Sr-3L	Louisville, Ky. (Moore Traditional)
25	Jordan Lovett	DB	6-2	195	So-1L	Radcliff, Ky. (North Hardin)
54	D'Eryk Jackson	ILB	6-1	245	Sr-3L	Dublin, Ga. (West Laurens)
90	Tre'vonn Rybka	DL	6-4	276	Jr-2L	Dickson, Tenn. (Dickson County)

SPECIALISTS STARTERS:

No.	Name	Pos.	Ht.	Wt.	Class-Exp.	Hometown
93	Wilson Berry	P	6-4	213	So-Sq	Maribyrnong, Australia (Maribyrnong College)
12	Chance Poore	K	6-2	213	%Sr-4L	Anderson, S.C. (Westside)

OFFENSIVE / DEFENSIVE STARTERS LOST:

Name	Pos.	Class
Tyrell Ajian	SS	Sr.
Jacquez Jones	ILB	Sr.
Will Levis	QB	Sr.
Tashawn Manning,	RG	Sr.
Chris Rodriguez Jr.	RB	Sr.
Justin Rogers	NG	Jr.
Keidron Smith	CB	Sr.
DeAndre Square	WLB	Sr.
Carrington Valentine	CB	Jr.
Jordan Wright	OLB	Sr.

Returning Statistical Leaders

RUSHING:	ATT.	YARDS	AVG.	TDS
JuTahn McClain	59	278	4.7	0
La'Vell Wright	39	120	3.1	0
Ramon Jefferson	2	10	5.0	0

PASSING:	COMP.	ATT.	INT.	TDS	YARDS	PCT.
Kaiya Sheron	17	29	1	2	187	58.6
Destin Wade	16	30	2	0	98	53.3
Deuce Hogan	6	7	0	0	19	86.7

RECEIVING:	REC.	YARDS	AVG.	AVG/GAME	TDS
Barion Brown	50	628	12.6	48.3	4
Tayvion Robinson	40	497	12.4	45.2	3
Dane Key	37	519	14.0	39.9	6
Jordan Dingle	20	220	11.0	16.9	3

TACKLES:	TOTAL	SOLO	ASST.	INT.	SACKS	TFL (YDS)
D'Eryk Jackson	67	27	40	0	0	4 (11)
Jordan Lovett	62	36	26	2	0	1.5 (3)
Trevin Wallace	54	32	22	2	2.5 (14)	9.5 (31)
J.J. Weaver	47	27	20	0	3 (37)	6 (45)
Deone Walker	40	12	28	0	1 (8)	4.5 (15)
Zion Childress	34	19	15	0	1 (10)	2 (12)

2023 ALPHABETICAL ROSTER (AS OF AUG. 1)

NO.	NAME	POS.	HT.	WT.	CL.	HOMETOWN (PREVIOUS SCHOOL)
21	Nasir Addison	DB	6-0	187	Fr-HS	Newark, N.J. (Irvington)
3	Alex Afari Jr.	DB	6-2	214	So-11k	Cincinnati, Ohio (Lakota West)
21	Santos Alvarez	WR	5-11	163	Fr-HS	Cincinnati, Ohio (Anderson)
82	Khamari Anderson	TE	6-5	238	Fr-HS	Detroit, Mich. (Cass Tech)
15	Jareemiah Anglin Jr.	DB	6-1	185	Fr-HS	Lake Wales, Fla. (Lake Wales)
87	Ardell Banks	WR	6-3	187	Fr-HS	Massillon, Ohio (Massillon)
80	Brenden Bates	TE	6-5	251	%Sr-4L	Cincinnati, Ohio (Archbishop Moeller)
98	Isaiah Beasley	DL	5-11	292	Sr-Sq	Radcliff, Ky. (North Hardin)
38	Henry Bennett	RB	5-10	203	Fr-HS	West Palm Beach, Fla. (Cardinal Newman)
37	Michael Bernard	K	6-3	205	Sr-Tr	Clayton, Mo. (Fordham/Clayton)
93	Wilson Berry	P	6-4	213	So-Sq	Maribyrnong, Australia (Maribyrnong College)
59	Lincoln Billiter	DL	6-3	272	Fr-HS	Virgie, Ky. (Shelby Valley)
65	Grant Bingham	OL	6-5	321	Fr-RS	Johnson County, Ky. (Johnson Central)
51	Tanner Bowles	OL	6-5	306	Sr-Tr	Glasgow, Ky. (Alabama/Glasgow)
5	Anthony Brown	WR	5-10	168	Fr-HS	Springfield, Ohio (Springfield)
7	Barion Brown	WR	6-1	174	So-1L	Nashville, Tenn. (Pearl-Cohn)
34	Jayvant Brown	ILB	6-0	226	Fr-HS	Dearfield Beach, Fla. (St. Thomas Aquinas)
45	Jase Bruner	OLB	6-2	227	Sr-Sq	Science Hill, Ky. (Somerset)
14	Ty Bryant	DB	6-0	187	Fr-HS	Lexington, Ky. (Frederick Douglass)
64	Jackson Bunn	OL	6-2	285	Fr-HS	Oxford, Ala. (Oxford)
62	Jager Burton	OL	6-4	307	So-1L	Lexington, Ky. (Frederick Douglass)
45	Darius Cannon	WR	5-9	175	Fr-HS	Gainesville, Ga. (Gainesville)
11	Zion Childress	DB	6-0	201	Jr-1L	Houston, Texas (Texas State/New Caney)
52	Ben Christman	OL	6-6	321	So-Tr	Akron, Ohio (Ohio State/Revere)
38	Cannon Coffee	DB	5-11	167	Fr-HS	Indianapolis, Ind. (North Central)
75	Eli Cox	OL	6-4	311	Sr-3L	Nicholasville, Ky. (West Jessamine)
69	Marques Cox	OL	6-5	311	Sr-Tr	Peoria, Ill. (Northern Illinois/Peoria)
3	Dekel Crowdus	WR	5-10	171	So-1L	Lexington, Ky. (Frederick Douglass)
8	Izayah Cummings	TE	6-3	232	Sr-3L	Louisville, Ky. (Male)
53	Hayden Dawahare	ILB	6-3	228	Fr-HS	Lexington, Ky. (Lexington Catholic)
1	Ray Davis	RB	5-10	216	Sr-Tr	San Francisco, Calif. (Vanderbilt/Temple/Blair Academy)
27	Max DeGraff	WR/K	5-11	154	Fr-HS	Lexington, Ky. (Lexington Catholic)
34	Trey Dennis	WR	5-8	138	Jr-Sq	Lexington, Ky. (Sayre)
85	Jordan Dingle	TE	6-4	238	So-1L	Bowling Green, Ky. (Bowling Green HS)
47	Justice Dingle II	FB	6-3	261	%Sr-Sq	Bowling Green, Ky. (Georgia Tech/Bowling Green HS)
95	Jamarius Dinkins	DL	6-5	280	So-1L	Columbus, Ohio (Walnut Ridge)
10	Jantzen Dunn	DB	6-0	182	So-Tr	Bowling Green, Ky. (Ohio State/South Warren)
42	Tyrese Fearbry	OLB	6-5	233	Fr-RS	Pittsburgh, Pa. (Perry Traditional Academy)
77	Jeremy Flax	OL	6-6	325	Sr-1L	Detroit, Mich. (Independence CC/Robichaud)
74	Courtland Ford	OL	6-6	315	Jr-Tr	Peoria, Ill. (Southern California/Cedar Hill (Texas)
40	Luke Fulton	ILB	6-4	225	Sr-Sq	Youngstown, Ohio (Michigan State/Cardinal Mooney)
94	Tavion Gadson	DL	6-5	275	Fr-HS	Savannah, Ga. (Jenkins)
46	Ron Gaines	LS	6-5	250	%Sr-Tr	Chicago, Ill. (Temple/Simeon)
86	Dylan Gary	WR	6-4	198	So-Sq	Sugar Hill, Ga. (North Gwinnett)
4	Jalen Geiger	DB	6-1	199	Sr-3L	Columbia, S.C. (Spring Valley)
99	Kendrick Gilbert	DL	6-5	292	Fr-HS	Indianapolis, Ind. (Indianapolis Cathedral)
22	Grant Godfrey	OLB	6-3	227	Fr-HS	Suwanee, Ga. (North Gwinnett)
36	Da'min Green	DB	5-10	190	Fr-HS	Lexington, Ky. (Bryan Station)
31	Maxwell Hairston	DB	6-1	181	So-1L	West Bloomfield, Mich. (West Bloomfield)
70	Nikolas Hall	OL	6-6	314	Fr-RS	Austin, Texas (Akins)
19	Shane Hamm	QB	5-11	209	So-Tr	North Jackson, Ohio (Dayton/Hoban)
6	Jonquis "IQ" Hardaway	DB	6-3	194	So-Tr	Columbus, Ga. (Cincinnati/Central-Phenix City, Ala.)
97	Josaih Hayes	DL	6-3	317	Sr-3L	Horn Lake, Miss. (Horn Lake)
50	Darrion Henry-Young	DL	6-4	264	Jr-1L	Cincinnati, Ohio (Ohio State/Princeton HS)
56	Walker Himebauch	LS	6-0	228	Fr-HS	Colorado Springs, Colo. (Palmer Ridge)
16	Deuce Hogan	QB	6-4	217	Jr-Sq	Southlake, Texas (Iowa/Grapevine Faith Christian)
68	Kenneth Horsey	OL	6-3	311	%Sr-4L	Sanford, Fla. (Sanford Seminole)
57	Max Ishmael	OL	6-3	316	Fr-HS	Lexington, Ky. (Lexington Christian)
54	D'Eryk Jackson	ILB	6-1	245	Sr-3L	Dublin, Ga. (West Laurens)



26	Ramon Jefferson	RB	5-10	210	%Sr-Sq	Bronx, N.Y. (Sam Houston State/ Garden City CC/Maine/Truman)
91	Heath Jehu	P	6-0	163	Fr-HS	Birmingham, Ala. (John Carroll Catholic)
84	Josh Kattus	TE	6-4	231	So-1L	Cincinnati, Ohio (Archbishop Moeller)
50	Koby Keenum	OL	6-4	295	Fr-HS	Florence, Ala. (Mars Hill Bible School)
6	Dane Key	WR	6-3	195	So-1L	Lexington, Ky. (Frederick Douglass)
81	Cole Lanter	WR	5-11	182	So-Sq	Danville, Ky. (Boyle County)
13	Devin Leary	QB	6-1	217	Sr-Tr	Sicklerville, N.J. (NC State/Timber Creek)
37	Spencer Leadbetter	WR	6-3	200	Fr-HS	Glenview, Ill. (Loyola Academy)
88	Tanner Lemaster	TE	6-5	253	Fr-HS	Washington Court House, Ohio (Washington)
25	Jordan Lovett	DB	6-2	195	So-1L	Radcliff, Ky. (North Hardin)
43	Landon Marcum	ILB	6-2	195	Fr-HS	Winchester, Ky. (George Rogers Clark)
55	Noah Matthews	OLB	6-5	237	Fr-RS	Bridgeville, Del. (Woodbridge)
4	JuTahn McClain	RB	5-9	198	Sr-3L	Fairfield, Ohio (Fairfield)
66	Tino Merlo	OL	6-2	279	Fr-HS	Youngstown, Ohio (Cardinal Mooney)
83	Jack Monday	TE	6-1	224	So-Sq	Lexington, Ky. (Lexington Catholic)
35	Jackson Moore	K	5-10	156	Fr-HS	Waxhaw, N.C. (Marvin Ridge)
47	Jarard Mosely	DB	6-2	183	So-Sq	West Palm Beach, Fla. (Cardinal Newman)
60	Braiden Myers	OL	6-3	274	Fr-HS	Somerset, Ky. (Southwestern)
8	Octavious Oxendine	DL	6-1	276	Sr-3L	Radcliff, Ky. (North Hardin)
58	Lucas Padgett	OL	6-4	315	Jr-Sq	Birmingham, Ala. (La Cueva)
61	Nick Pearson	OL	6-3	291	Fr-HS	Milton, Ga. (Blessed Trinity)
55	Clay Perry	LS	6-0	199	Sr-2L	Upton, Ky. (Central Hardin)
23	Andru Phillips	DB	6-0	187	Jr-2L	Mauldin, S.C. (Mauldin)
12	Chance Poore	K	6-2	213	%Sr-4L	Anderson, S.C. (Westside)
2	Shamar Porter	WR	6-2	205	Fr-HS	Nashville, Tenn. (Ensworth)
73	Dylan Ray	OL	6-6	305	So-Tr	Noblesville, Indiana (West Virginia/Noblesville)
17	Daveren Rayner	ILB	6-2	217	Sr-Tr	Indianapolis, Indiana (Northern Illinois/Lawrence Central)
16	Alex Raynor	K	6-0	178	Sr-Tr	Kennesaw, Georgia (Georgia Southern/Harrison)
24	Elijah Reed	DB	6-3	185	Fr-RS	Louisville, Ky. (Pleasure Ridge Park)
36	Chy Rivers	WR	5-8	164	Fr-HS	Baton Rouge, La. (Parkview Baptist School)
28	Jordan Robinson	DB	6-4	208	So-RS	Columbia, S.C. (Livingstone College/Westwood)
9	Tayvion Robinson	WR	5-11	194	%Sr-1L	Virginia Beach, Va. (Virginia Tech/Cox)
67	Paul Rodriguez	OL	6-5	324	So-Sq	Mason, Ohio (William Mason)
90	Tre'vonn Rybka	DL	6-4	276	Jr-2L	Dickson, Tenn. (Dickson County)
92	Kahlil Saunders	DL	6-5	285	So-1L	Huntsville, Ala. (Grissom)
29	Jackson Schulz	DB	6-2	202	So-Sq	Louisville, Ky. (Trinity)
12	Kaiya Sheron	QB	6-3	210	So-Sq	Somerset, Ky. (Somerset)
9	Keeshawn Silver	DL	6-4	322	So-Tr	Rocky Mount, N.C. (North Carolina/Rocky Mount)
63	Edric Simmons	DL	6-2	276	Fr-HS	Nashville, Tenn. (Brentwood Academy)
39	Jackson Smith	K	5-11	204	Fr-RS	Danville, Ky. (Boyle County)
30	Avery Stuart	DB	6-2	186	Fr-HS	Montgomery, Ala. (Alabama Christian)
0	Demie Sumo-Karngbaye	WR	6-0	210	Jr-Tr	Willingboro, N.J. (NC State/Willingboro)
39	Josh Terrell	RB	5-10	189	So-Sq	Fort Worth, Texas (Grapevine Faith Christian)
44	Martez Thrower	ILB	6-2	224	Jr-2L	Rochelle, Ga. (Wilcox County)
48	Jack Varga	FB	5-11	222	Sr-Sq	Louisville, Ky. (St. Xavier)
15	Destin Wade	QB	6-3	223	Fr-RS	Spring Hill, Tenn. (Summit)
20	Keaten Wade	OLB	6-5	250	So-1L	Spring Hill, Tenn. (Summit)
0	Deone Walker	DL	6-6	348	So-1L	Detroit, Mich. (Cass Tech)
32	Trevin Wallace	ILB	6-2	241	Jr-2L	Jesup, Ga. (Wayne County)
13	J.J. Weaver	OLB	6-5	244	Sr-3L	Louisville, Ky. (Moore Traditional)
18	Brandon White	WR	5-9	167	Fr-RS	Cincinnati, Ohio (Archbishop Moeller)
10	Jamarion Wilcox	RB	5-10	184	Fr-HS	Douglasville, Ga. (South Paulding)
49	Jai Williams	OLB	6-5	214	Jr-Sq	Lake Forest, Ill. (Lake Forest)
71	Malachi Wood	OL	6-8	283	Fr-HS	Richmond, Ky. (Madison Central)
33	Carson Wright	ILB	5-10	205	Fr-HS	Pikeville, Ky. (Pikeville)
29	La'Ve'll Wright	RB	6-0	214	So-1L	Louisville, Ky. (North Hardin)
96	Tommy Ziesmer	DL	6-2	257	Fr-HS	Danville, Ky. (Boyle County)

NOTES: Class is eligibility for 2023 season ... #L = number of letters earned ... Tr = transfer from a four-year school ...
JC = junior college ... Sq = squad member who has not earned a varsity letter ... RS = redshirt ... HS = high school

% - Super Seniors returning for an extra year of eligibility in 2023 due to the COVID-19 pandemic in 2020

2023 NUMERICAL ROSTER (AS OF AUG. 1)

NO.	NAME	POS.	HT.	WT.	CL.	HOMETOWN (PREVIOUS SCHOOL)
0*	Demie Sumo-Karngbaye	RB	6-0	210	Jr-Tr	Willingboro, N.J. (NC State/Willingboro)
0*	Deone Walker	DL	6-6	348	So-1L	Detroit, Mich. (Cass Tech)
1	Ray Davis	RB	5-10	216	Sr-Tr	San Francisco, Calif. (Vanderbilt/Temple/Blair Academy)
2	Shamar Porter	WR	6-2	205	Fr-HS	Nashville, Tenn. (Ensworth)
3*	Alex Afari Jr.	DB	6-2	214	So-1Lk	Cincinnati, Ohio (Lakota West)
3*	Dekel Crowdus	WR	5-10	171	So-1L	Lexington, Ky. (Frederick Douglass)
4*	Jalen Geiger	DB	6-1	199	Sr-3L	Columbia, S.C. (Spring Valley)
4*	JuTahn McClain	RB	5-9	198	Sr-3L	Fairfield, Ohio (Fairfield)
5	Anthony Brown	WR	5-10	168	Fr-HS	Springfield, Ohio (Springfield)
6*	Jonquis "JQ" Hardaway	DB	6-3	194	So-Tr	Columbus, Ga. (Cincinnati/Central-Phenix City, Ala.)
6*	Dane Key	WR	6-3	195	So-1L	Lexington, Ky. (Frederick Douglass)
7	Barion Brown	WR	6-1	174	So-1L	Nashville, Tenn. (Pearl-Cohn)
8*	Izayah Cummings	TE	6-3	232	Sr-3L	Louisville, Ky. (Male)
8*	Octavious Oxendine	DL	6-1	276	Sr-3L	Radcliff, Ky. (North Hardin)
9*	Tayvion Robinson	WR	5-11	194	*Sr-1L	Virginia Beach, Va. (Virginia Tech/Cox)
9*	Keeshawn Silver	DL	6-4	322	So-Tr	Rocky Mount, N.C. (North Carolina/Rocky Mount)
10*	Jantzen Dunn	DB	6-0	182	So-Tr	Bowling Green, Ky. (Ohio State/South Warren)
10*	Jamarion Wilcox	RB	5-10	184	Fr-HS	Douglasville, Ga. (South Paulding)
11	Zion Childress	DB	6-0	201	Jr-1L	Houston, Texas (Texas State/New Caney)
12*	Chance Poore	K	6-2	213	*Sr-4L	Anderson, S.C. (Westside)
12*	Kaiya Sheron	QB	6-3	210	So-Sq	Somerset, Ky. (Somerset)
13*	Devin Leary	QB	6-1	217	Sr-Tr	Sicklerville, N.J. (NC State/Timber Creek)
13*	J.J. Weaver	OLB	6-5	244	Sr-3L	Louisville, Ky. (Moore Traditional)
14	Ty Bryant	DB	6-0	187	Fr-HS	Lexington, Ky. (Frederick Douglass)
15*	Jareemiah Anglin Jr.	DB	6-1	185	Fr-HS	Lake Wales, Fla. (Lake Wales)
15*	Destin Wade	QB	6-3	223	Fr-RS	Spring Hill, Tenn. (Summit)
16*	Deuce Hogan	QB	6-4	217	Jr-Sq	Southlake, Texas (Iowa/Grapevine Faith Christian)
16*	Alex Raynor	K	6-0	178	Sr-Tr	Kennesaw, Georgia (Georgia Southern/Harrison)
17	Daveren Rayner	ILB	6-2	217	Sr-Tr	Indianapolis, Indiana (Northern Illinois/Lawrence Central)
18	Brandon White	WR	5-9	167	Fr-RS	Cincinnati, Ohio (Archbishop Moeller)
19	Shane Hamm	QB	5-11	209	So-Tr	North Jackson, Ohio (Dayton/Hoban)
20	Keaten Wade	OLB	6-5	250	So-1L	Spring Hill, Tenn. (Summit)
21*	Nasir Addison	DB	6-0	187	Fr-HS	Newark, N.J. (Irvington)
218	Santos Alvarez	WR	5-11	163	Fr-HS	Cincinnati, Ohio (Anderson)
22	Grant Godfrey	OLB	6-3	227	Fr-HS	Suwanee, Ga. (North Gwinnett)
23	Andru Phillips	DB	6-0	187	Jr-2L	Mauldin, S.C. (Mauldin)
24	Elijah Reed	DB	6-3	185	Fr-RS	Louisville, Ky. (Pleasure Ridge Park)
25	Jordan Lovett	DB	6-2	195	So-1L	Radcliff, Ky. (North Hardin)
26	Ramon Jefferson	RB	5-10	210	*Sr-Sq	Bronx, N.Y. (Sam Houston State/Garden City CC/Maine/Truman)
27	Max DeGraff	WR/K	5-11	154	Fr-HS	Lexington, Ky. (Lexington Catholic)
28	Jordan Robinson	DB	6-4	208	So-RS	Columbia, S.C. (Livingstone College/Westwood)
29*	Jackson Schulz	DB	6-2	202	So-Sq	Louisville, Ky. (Trinity)
29*	La'Vell Wright	RB	6-0	214	So-1L	Louisville, Ky. (North Hardin)
30	Avery Stuart	DB	6-2	186	Fr-HS	Montgomery, Ala. (Alabama Christian)
31	Maxwell Hairston	DB	6-1	181	So-1L	West Bloomfield, Mich. (West Bloomfield)
32	Trevin Wallace	ILB	6-2	241	Jr-2L	Jesup, Ga. (Wayne County)
33	Carson Wright	ILB	5-10	205	Fr-HS	Pikeville, Ky. (Pikeville)
34*	Jayvant Brown	ILB	6-0	226	Fr-HS	Dearfield Beach, Fla. (St. Thomas Aquinas)
34*	Trey Dennis	WR	5-8	138	Jr-Sq	Lexington, Ky. (Sayre)
35	Jackson Moore	K	5-10	156	Fr-HS	Waxhaw, N.C. (Marvin Ridge)
36*	Da'min Green	DB	5-10	190	Fr-HS	Lexington, Ky. (Bryan Station)
36*	Chy Rivers	WR	5-8	164	Fr-HS	Baton Rouge, La. (Parkview Baptist School)
37*	Michael Bernard	K	6-3	205	Sr-Tr	Clayton, Mo. (Fordham/Clayton)
37*	Spencer Leadbetter	WR	6-3	200	Fr-HS	Glenview, Ill. (Loyola Academy)
38*	Henry Bennett	RB	5-10	203	Fr-HS	West Palm Beach, Fla. (Cardinal Newman)
38*	Cannon Coffee	DB	5-11	167	Fr-HS	Indianapolis, Ind. (North Central)
39*	Jackson Smith	K	5-11	204	Fr-RS	Danville, Ky. (Boyle County)
39*	Josh Terrell	WR	5-10	189	So-Sq	Fort Worth, Texas (Grapevine Faith Christian)
40	Luke Fulton	ILB	6-4	225	Sr-Sq	Youngstown, Ohio (Michigan State/Cardinal Mooney)
42	Tyrese Fearby	OLB	6-5	233	Fr-RS	Pittsburgh, Pa. (Perry Traditional Academy)



43	Landon Marcum	ILB	6-2	195	Fr-HS	Winchester, Ky. (George Rogers Clark)
44	Martez Thrower	ILB	6-2	224	Jr-2L	Rochelle, Ga. (Wilcox County)
45*	Jase Bruner	OLB	6-2	227	Sr-Sq	Science Hill, Ky. (Somerset)
45*	Darius Cannon	WR	5-9	175	Fr-HS	Gainesville, Ga. (Gainesville)
46	Ronald Gaines	LS	6-5	250	%Sr-Tr	Chicago, Ill. (Temple/Simeon)
47*	Justice Dingle II	FB	6-3	261	%Sr-Sq	Bowling Green, Ky. (Georgia Tech/Bowling Green HS)
47*	Jarard Mosely	DB	6-2	183	So-Sq	West Palm Beach, Fla. (Cardinal Newman)
48	Jack Varga	FB	5-11	222	Sr-Sq	Louisville, Ky. (St. Xavier)
49	Jai Williams	OLB	6-5	214	Jr-Sq	Lake Forest, Ill. (Lake Forest)
50*	Darrion Henry-Young	DL	6-4	264	Jr-1L	Cincinnati, Ohio (Ohio State/Princeton HS)
50*	Koby Keenum	OL	6-4	295	Fr-HS	Florence, Ala. (Mars Hill Bible School)
51	Tanner Bowles	OL	6-5	306	Sr-Tr	Glasgow, Ky. (Alabama/Glasgow)
52	Ben Christman	OL	6-6	321	So-Tr	Akron, Ohio (Ohio State/Revere)
53	Hayden Dawahare	ILB	6-3	228	Fr-HS	Lexington, Ky. (Lexington Catholic)
54	D'Eryk Jackson	ILB	6-1	245	Sr-3L	Dublin, Ga. (West Laurens)
55*	Noah Matthews	OLB	6-5	237	Fr-RS	Bridgeville, Del. (Woodbridge)
55*	Clay Perry	LS	6-0	199	Sr-2L	Upton, Ky. (Central Hardin)
56	Walker Himebauch	LS	6-0	228	Fr-HS	Colorado Springs, Colo. (Palmer Ridge)
57	Max Ishmael	OL	6-3	316	Fr-HS	Lexington, Ky. (Lexington Christian)
58	Lucas Padgett	OL	6-4	315	Jr-Sq	Birmingham, Ala. (La Cueva)
59	Lincoln Billiter	DL	6-3	272	Fr-HS	Virgie, Ky. (Shelby Valley)
60	Braiden Myers	OL	6-3	274	Fr-HS	Somerset, Ky. (Southwestern)
61	Nick Pearson	OL	6-3	291	Fr-HS	Milton, Ga. (Blessed Trinity)
62	Jager Burton	OL	6-4	307	So-1L	Lexington, Ky. (Frederick Douglass)
63	Edric Simmons	DL	6-2	276	Fr-HS	Nashville, Tenn. (Brentwood Academy)
64	Jackson Bunn	OL	6-2	285	Fr-HS	Oxford, Ala. (Oxford)
65	Grant Bingham	OL	6-5	321	Fr-RS	Johnson County, Ky. (Johnson Central)
66	Tino Merlo	OL	6-2	279	Fr-HS	Youngstown, Ohio (Cardinal Mooney)
67	Paul Rodriguez	OL	6-5	324	So-Sq	Mason, Ohio (William Mason)
68	Kenneth Horsey	OL	6-3	311	%Sr-4L	Sanford, Fla. (Sanford Seminole)
69	Marques Cox	OL	6-5	311	Sr-Tr	Peoria, Ill. (Northern Illinois/Peoria)
70	Nikolas Hall	OL	6-6	314	Fr-RS	Austin, Texas (Akins)
71	Malachi Wood	OL	6-8	283	Fr-HS	Richmond, Ky. (Madison Central)
73	Dylan Ray	OL	6-6	305	So-Tr	Noblesville, Indiana (West Virginia/Noblesville)
74	Courtland Ford	OL	6-6	315	Jr-Tr	Peoria, Ill. (Southern California/Cedar Hill (Texas)
75	Eli Cox	OL	6-4	311	Sr-3L	Nicholasville, Ky. (West Jessamine)
77	Jeremy Flax	OL	6-6	325	Sr-1L	Detroit, Mich. (Independence CC/Robichaud)
80	Brenden Bates	TE	6-5	251	%Sr-4L	Cincinnati, Ohio (Archbishop Moeller)
81	Cole Lanter	WR	5-11	182	So-Sq	Danville, Ky. (Boyle County)
82	Khamari Anderson	TE	6-5	238	Fr-HS	Detroit, Mich. (Cass Tech)
83	Jack Monday	TE	6-1	224	So-Sq	Lexington, Ky. (Lexington Catholic)
84	Josh Kattus	TE	6-4	231	So-1L	Cincinnati, Ohio (Archbishop Moeller)
85	Jordan Dingle	TE	6-4	238	So-1L	Bowling Green, Ky. (Bowling Green HS)
86	Dylan Gary	WR	6-4	198	So-Sq	Sugar Hill, Ga. (North Gwinnett)
87	Ardell Banks	WR	6-3	187	Fr-HS	Massillon, Ohio (Massillon)
88	Tanner Lemaster	TE	6-5	253	Fr-HS	Washington Court House, Ohio (Washington)
90	Tre'vonn Rybka	DL	6-4	276	Jr-2L	Dickson, Tenn. (Dickson County)
91	Heath Jehu	P	6-0	163	Fr-HS	Birmingham, Ala. (John Carroll Catholic)
92	Kahlil Saunders	DL	6-5	285	So-1L	Huntsville, Ala. (Grissom)
93	Wilson Berry	P	6-4	213	So-Sq	Maribyrnong, Australia (Maribyrnong College)
94	Tavion Gadson	DL	6-5	275	Fr-HS	Savannah, Ga. (Jenkins)
95	Jamarius Dinkins	DL	6-5	280	So-1L	Columbus, Ohio (Walnut Ridge)
96	Tommy Ziesmer	DL	6-2	257	Fr-HS	Danville, Ky. (Boyle County)
97	Josaih Hayes	DL	6-3	317	Sr-3L	Horn Lake, Miss. (Horn Lake)
98	Isaiah Beasley	DL	5-11	292	Sr-Sq	Radcliff, Ky. (North Hardin)
99	Kendrick Gilbert	DL	6-5	292	Fr-HS	Indianapolis, Ind. (Indianapolis Cathedral)

KENTUCKY PRONUNCIATION GUIDE

Khamari Anderson (kuh-MAR-ee)	Jalen Geiger (GI-ger)	Tayvion (TAY-vee-on) Robinson
Barion (bear-EON) Brown	Josaih (joe-SIGH-uh) Hayes	Kaiya (KI-yah) Sheron (Sharon)
Lincoln Billiter (BILL-eh-ter)	Walker Himebauch (hime-BOCK)	Demie (DEHM-ee) Sumo-Karngbaye
Jager (Jagger) Burton	D'Eryk (dee-ERIC) Jackson	(SUE-moh KARNG-bay)
Marques (MARK-us) Cox	Tanner Lemaster (LEE-master)	Deone (dee-ON) Walker
Dekel (da-KEL) Crowdus (CROWD-us)	JuTahn (juh-TAWN) McClain	Jai (Ji) Williams
Jamarius (jah-MAR-ee-us) Dinkins	Daveren (DAV-ren) Rayner	Tommy Ziesmer (ZEEs-mer)

COACHING STAFF



HEAD COACH

Mark Stoops
Iowa, 1989



**RUNNING BACKS/
SPECIAL TEAMS**

Jay Boulware
Texas, 1996



SAFETIES

Frank Buffano
Arizona, 2006



**OFFENSIVE COORD./
QUARTERBACKS**

Liam Coen
UMass, 2008



DEFENSIVE BACKS

Chris Collins
Western Carolina, 2010



**ASSOCIATE HC/
TIGHT ENDS**

Vince Marrow
Toledo, 1992



DEFENSIVE LINE

Anwar Stewart
Kentucky, 2017



INSIDE LINEBACKERS

Mike Stoops
Iowa, 1987



**DEFENSIVE COORD./
OLB**

Brad White
Wake Forest, 2005



WIDE RECEIVERS

Scott Woodward
UMass, 2009



OFFENSIVE LINE

Zach Yenser
Troy, 2007



STRENGTH COACH

Corey Edmond
N.C. State, 1993



STRENGTH COACH

Mark Hill
Chattanooga, 1999



SUPPORT STAFF

FOOTBALL SUPPORT STAFF

Assistant to the Head Coach: Eddie Gran

General Manager/Director of Recruiting: Chase Heuke

Executive Director of Recruiting: Danielle Braswell

Director of Football Operations: Josh Pruitt

Director of Player Development: Tim Owens

Director of Performance: Corey Edmond

Director of Performance/

Head Strength and Conditioning Coach: Mark Hill

Assistant Strength Coaches: Rafael Horton, Tyler Malone

Director of Performance Science: Dr. Chris Morris, Ph.D.

Alex Brownell, graduate assistant

Registered Dietitians:

Devin Haygood - football dietitian

Joe Clark - graduate assistant dietitian

Matt Harnett - fuel zone manager

Director of Sports Medicine / Head FB Athletic Trainer:

Evan Griskowitz

Senior Athletic Trainer: Skyler Cottrell

Assistant Athletic Trainer: Alex Logwood

Athletic Training Fellows:

Brytun Walker

Nate Benjamin

Misty Conrad, insurance coordinator/staff assistant

Team Doctors:

Head Team Physician: Rob Hosey, M.D.

Chief of Sports Medicine: Darren Johnson, M.D.

Primary Care Team Physician: Kimberly Kaiser, M.D.

Assistant Professor of Orthopaedic Surgery:

Scott Mair, M.D.

Assoc. Head Team Physician: Kyle Smoot, M.D.

Team Psychologist: Marc Cormier, Ph.D.

Team Psychiatrist: Scott Littleton, M.D.

Equipment Manager: Tom Kalinowski

Assistant Equipment Manager: Allen Belcher

Director of Equipment Operations: Jon Denio

Creative Coordinator: Jacob Noger

Assistant Creative Director: Brian Moriarty

Video Media Coordinator/Recruit Producer: Robert Franco

Assistant Director of Scouting/Analytics:

Stephen Gillette

Assistant Director of On-Campus Recruiting:

Keyton Kinley

Assistant Director of Player Personnel: Andrew Hunter

Football Recruiting Assistant: Ty Williams

Recruiting Graduate Assistant: Brinkley Burch

Stoops' Administrative Assistant: Melissa Tomlinson

Senior Director of Sports Video: Greg Gorham

Lead Producer: Tim Layten

Senior Creative Producer: Ryan Duffy

SEC Network and Videoboard Operations: Scott Hileman

SEC Network Coordinating Producer: Brandon Wickey

Coaching Video Coordinator: Christian Fiero

Assistant AD for Ticket Ops: Cathy Hurst

Assistant AD for Academics & Eligibility: Heather McAtee

Academic Counselors for Football: Chatham Boyer, Ricky Lumpkin, Jon Ross

Assoc. AD/Marketing/Promotions: Nathan Schwake

Senior Associate AD for Operations: Donnie Mefford

Assistant AD for Operations: Scott Geisinger

Director of Operations for Facilities: Andrew Emery

Director of Operations for Events: Ayanna Parker

Coordinator of Operations: Kevin Geisinger

University President:

Dr. Eli Capilouto

Faculty Rep. for Athletics:

Dr. Joe Fink

Director of Athletics:

Mitch Barnhart

Deputy AD:

Marc Hill (football administrative liaison)

Exec. Assoc AD/Student Engagement & Development:

Ray Oliver (football administrative liaison)

Exec. Assoc. AD:

Sandy Bell

Exec. Assoc. AD/Campus Affairs and Logistics:

Jason Schlafer

Exec. Assoc. AD/Chief Financial Officer:

Melissa Gleason

Exec. Assoc. AD / Student-Athlete Experience:

Stephanie Simmons

Exec. Assoc. AD/Senior Woman Administrator:

Rachel Baker

Exec. Assoc. AD/External Operations:

Tim Bernal

Exec Assoc AD/Athlete Development and Performance:

Jim Madaleno

GAME DAY STAFF

Evan Crane - Press Box Coordinator/Credentials

Carl Nathe - Public Address Announcer

Don Adkins - Public Address Spotter

Mike Fannin - Public Address Spotter

Corey Price - Stats and Records

Dan Peters - Internal PA/Stat Crew

TBA - Stat Crew Inputer

Keith Stephens - Stat Crew Spotter

Dave Kaplan - Daktronics Stats

FOOTBALL BRAND AND CONTENT MANAGEMENT

Greg Gorham - Senior Director of Sports Video

Tim Layten - Lead Producer

Elliott Hess - Athletics Photographer

Susan Lax - Director of Communications/PR

Tim Letcher - Website Coordinator

Matt May - Associate Director of Communications/PR

Brian Moriarty - Football Assistant Creative Director

Cami Moore - Assistant Director of Communications/PR

Jake Most - Strategic Communications Director

Tony Neely - Asst. AD for Communications/PR

Jacob Noger - Football Creative Director

Nathan Schwake - Associate AD of Marketing/Licensing

**UK SPORTS RADIO NETWORK**

Play-by-play Announcer: Tom Leach

Analyst: Jeff Piecoro

Sideline: Dick Gabriel

STUDENT MANAGERS

Carter Burch

Reese Calhoon

Mason Chitwood

Luke Collette

Keaton Foster

Logan Givens

Trent Hackett

Jacob Meeks

Andrew Pennington

Garrett St John

STUDENT ATHLETIC TRAINERS

Wyatt Coleman

Clark Evans

Rylee French

Grecia Garcia-Rodriguez

Dani Hacker

Emma Kidd

Ava Leimkuhler

Dylan McCallon

Jenna Putt

Caden Sullivan

Luke Ufheil

RECRUITING STUDENTS

Trosper Buchanan

Leila Dawson

Conner Day

Shiloh Douglass

Quinn Hornback

Olivia Lambert

Anna Lund

Jackson McDonald

Jalyana McKay

Blake Micek

Luca Pusateri

Mira Talwalker

Jonny Vanover



2022 KENTUCKY FOOTBALL STATISTICS

RECORD	OVERALL	HOME	AWAY	NEUTRAL
ALL GAMES	7-6	5-3	2-2	0-1
CONFERENCE	3-5	1-3	2-2	0-0
NON-CONFERENCE	4-1	4-0	0-0	0-1

DATE	OPPONENT	W/L	SCORE	ATTENDANCE
Sept 3, 2022	MIAMI (OH)	W	37-10	61139
* Sept 10, 2022	at #12/19 Florida	W	26-16	89993
Sept 17, 2022	YOUNGSTOWN STATE	W	31-0	59308
Sept 24, 2022	NORTHERN ILLINOIS	W	31-23	61579
* Oct 1, 2022	at #14/11 Ole Miss	L	19-22	64828
* Oct 8, 2022	SOUTH CAROLINA	L	14-24	61612
* Oct 15, 2022	#16/17 MISSISSIPPI STATE	W	27-17	61451
* Oct 29, 2022	at #3/3 Tennessee	L	6-44	101915
* Nov 5, 2022	at Missouri	W	21-17	61047
* Nov 12, 2022	VANDERBILT	L	21-24	57474
* Nov 19, 2022	#1/1 GEORGIA	L	6-16	61022
Nov 26, 2022	RV/RV LOUISVILLE	W	26-13	58727
Dec 31, 2022	vs. Iowa	L	0-21	42312

TEAM STATISTICS	UK	OPP
FIRST DOWNS	229	197
Rushing	90	86
Passing	116	98
Penalty	23	13
RUSHING YARDAGE	1511	1828
Rushing Attempts	464	433
Average Per Rush	3.3	4.2
Average Per Game	116.2	140.6
TDs Rushing	9	16
PASSING YARDAGE	2710	2220
Comp-Att-Int	224-349-13	206-347-10
Average Per Pass	7.8	6.4
Average Per Catch	12.1	10.8
Average Per Game	208.5	170.8
TDs Passing	21	10
TOTAL OFFENSE	4221	4048
Average Per Play	5.2	5.2
Average Per Game	324.7	311.4
KICK RETURNS: #-Yards	27-506	14-334
PUNT RETURNS: #-Yards	23-114	11-150
INT RETURNS: #-Yards	10-144	13-251
FUMBLES-LOST	15-6	11-7
PENALTIES-Yards	74-514	74-644
PUNTS-AVG	53-40.2	59-41.9
TIME OF POSSESSION/GAME	33:10	26:51
3RD-DOWN CONVERSIONS	58/170	57/171
4TH-DOWN CONVERSIONS	16/26	12/30
PAT-ATTEMPTS	(25-27) 93%	(23-24) 96%
2-POINT CONVERSIONS-ATTEMPTS	(0-5) 0%	(2-5) 40%



2022 KENTUCKY FOOTBALL STATISTICS

RUSHING	GP	ATT	GAIN	LOSS	NET	AVG	TD	LONG	AVG/G
Chris Rodriguez Jr.	8	175	934	30	904	5.2	6	72	113.0
JuTahn McClain	10	59	284	6	278	4.7	0	28	27.8
Kavosiey Smoke	12	59	291	14	277	4.7	1	27	23.1
La'Trell Wright	13	39	123	3	120	3.1	0	15	9.2
Tayvion Robinson	11	8	38	0	38	4.8	0	12	3.5
Izayah Cummings	13	1	23	0	23	23.0	0	23	1.8
Destin Wade	1	17	57	34	23	1.4	0	19	23.0
Dee Beckwith	3	5	22	1	21	4.2	0	7	7.0
Ramon Jefferson	1	2	10	0	10	5.0	0	8	10.0
Barion Brown	a	4	3	5	-2	-0.5	0	3	-0.2
Dane Key	13	1	0	2	-2	-2.0	0	0	-0.2
Kaiya Sheron	4	11	30	54	-24	-2.2	0	15	-6.0
Will Lewis	11	72	126	233	-107	-1.5	2	24	-9.7
Team	13	11	0	48	-48	-4.4	0	0	-3.7
Total	13	464	1941	430	1511	3.3	9	72	116.2
Opponents	13	433	2048	220	1828	4.2	16	59	140.6

PASSING	G	EFFIC	CMP-ATT-INT	PCT	YDS	TD	LNG	AVG/G
Will Lewis	11	151.9	185-283-10	65.4	2406	19	70	218.7
Destin Wade	1	67.4	16-30-2	53.3	98	0	15	98.0
Kaiya Sheron	4	128.6	17-29-1	58.6	187	2	27	46.8
Deuce Hogan	3	108.5	6-7-0	85.7	19	0	11	6.3
Total	13	141.8	224-349-13	64.2	2710	21	70	208.5
Opponents	13	116.9	206-347-10	59.4	2220	10	64	170.8

RECEIVING	G	NO.	YDS	AVG	TD	LONG	AVG/G
Barion Brown	13	50	628	12.6	4	70	48.3
Tayvion Robinson	11	40	497	12.4	3	69	45.2
Dane Key	13	37	519	14.0	6	55	39.9
Jordan Dingle	13	20	220	11.0	3	24	16.9
JuTahn McClain	10	18	100	5.6	1	31	10.0
Brenden Bates	11	10	99	9.9	1	23	9.0
Chauncey Magwood	12	7	104	14.9	1	26	8.7
Josh Kattus	11	7	125	17.9	0	70	11.4
Rahsaan Lewis	9	6	65	10.8	1	21	7.2
La'Trell Wright	13	6	28	4.7	0	13	2.2
Christopher Rodriguez Jr.	8	5	41	8.2	0	17	5.1
Keaton Upshaw	12	4	50	12.5	0	22	4.2
DeMarcus Harris	12	4	90	22.5	0	58	7.5
Dekel Crowds	10	4	82	20.5	0	50	8.2
Kavosiey Smoke	12	3	30	10.0	0	14	2.5
Chris Lewis	8	2	22	11.0	1	20	2.8
Justice Dingle	9	1	10	10.0	0	10	1.1
Total	13	224	2710	12.1	21	70	208.5
Opponents	13	206	2220	10.8	10	64	170.8

PUNTING	NO.	YDS	AVG	LONG	TB	FC	I20	+50	BLKD
Colin Goodfellow	32	1328	41.5	60	1	17	11	5	0
Wilson Berry	19	782	41.2	53	0	7	6	2	0
Team	2	18	9.0	0	0	0	0	0	2
Total	53	2128	40.2	60	1	24	17	7	2
Opponents	99	2473	41.9	61	3	15	28	14	2

INTERCEPTIONS	NO.	YDS	AVG	TD	LONG
Keidron Smith	2	65	32.5	1	65
Jordan Lovett	2	34	17.0	0	34
Trevin Wallace	2	19	9.5	0	19
DeAndre Square	1	8	8.0	0	8
Jordan Wright	1	18	18.0	0	18
Carrington Valentine	1	0	0.0	0	0
Jacquez Jones	1	0	0.0	0	0
Total	10	144	14.4	1	65
Opponents	13	251	19.3	3	59

PUNT RETURNS	NO.	YDS	AVG	TD	LONG
Tayvion Robinson	15	83	5.5	0	26
Barion Brown	7	28	4.0	0	13
Izayah Cummings	1	3	3.0	0	3



KICK RETURNS	NO.	YDS	AVG	TD	LONG
Barion Brown	16	440	27.5	1	100
Kavosiey Smoke	4	35	8.8	0	13
JuTahn McClain	4	31	7.8	0	16
Zion Childress	1	0	0.0	0	0
Chauncey Magwood	1	-1	-1.0	0	0
Kobi Albert	1	1	1.0	0	1
Total	27	506	18.7	1	100
Opponents	14	334	23.9	0	42

FIELD GOALS	FGM-FGA	PCT	01-19	20-29	30-39	40-49	50-99	LG	BLK
Matt Ruffolo	16-24	66.7	0-0	7-7	4-8	4-7	1-2	50	1
Opponents	15-16	93.8	0-0	6-6	4-5	3-3	2-2	53	0

SCORING	TD	FGS	PATs				DXP	SAF	PTS
			KICK	RUSH	RCV	PASS			
Matt Ruffolo	-	16-24	25-27	-	-	-	-	-	73
Chris Rodriguez Jr.	6	-	-	-	-	-	-	-	36
Dane Key	6	-	-	-	-	-	-	-	36
Barion Brown	5	-	-	-	-	-	-	-	36
Tayvion Robinson	3	-	-	-	-	-	-	-	30
Jordan Dingle	3	-	-	-	-	-	-	-	18
Will Lewis	2	-	-	-	-	-	-	-	18
Kavosiey Smoke	1	-	-	-	-	-	-	-	12
Brenden Bates	1	-	-	-	-	-	-	-	6
Rahsaan Lewis	1	-	-	-	-	-	-	-	6
JuTahn McClain	1	-	-	-	-	-	-	-	6
Keidron Smith	1	-	-	-	-	-	-	-	6
Chauncey Magwood	1	-	-	-	-	-	-	-	6
Chris Lewis	1	-	-	-	-	-	-	-	6
Total	32	16-24	25-27	0	0	0	0	0	265
Opponents	29	15-16	23-24	0	2	2	0	2	250

SCORE BY QUARTER	1ST	2ND	3RD	4TH	OT	TOTAL
Kentucky	46	69	81	69	0	265
Opponents	58	85	47	60	0	250

ALL PURPOSE	G	RUSH	REC	PR	KOR	IR	TOT	AVG/G
Barion Brown	13	-2	628	28	440	0	1094	84.2
Chris Rodriguez Jr.	8	904	41	0	0	0	945	118.1
Tayvion Robinson	11	38	497	83	0	0	618	56.2
Dane Key	13	-2	519	0	0	0	517	39.8
JuTahn McClain	10	278	100	0	31	0	409	40.9
Total	13	1511	2710	114	506	144	4985	383.5
Opponents	13	1828	2220	150	334	251	4783	367.9

TOTAL OFFENSE	G	PLAYS	RUSH	PASS	TOTAL	AVG/G
Will Lewis	11	355	-107	2406	2299	209.0
Chris Rodriguez Jr.	8	175	904	0	904	113.0
JuTahn McClain	10	59	278	0	278	27.8
JuTahn McClain	12	59	277	0	277	23.1
Kaiya Sheron	4	40	-24	187	163	40.8
Total	13	813	1511	2710	4221	324.7
Opponents	13	780	1828	2220	4048	311.4

DEFENSIVE LEADERS			GP-GS		TACKLES			PASS DEF		QBH		FUMBLES		BLKD KICK	SAF
					SOLO	AST	TOTAL	TFL/YDS	SACKS NO-YARDS			INT-YDS	BRUP		
54	D'Eryk Jackson	13-8	27	40	67	4-11	.	.	2
25	Jordan Lovett	13-11	36	26	62	1.5-3	.	2-34	3	1
15	Jordan Wright	12-10	32	30	62	9.5-31	2-14	1-18	3	8	1-0	1	.	.	.
5	DeAndre Square	9-8	27	31	58	3-6	1-1	1-8	3	2
32	Trevin Wallace	12-6	32	22	54	5.5-20	2.5-14	2-19	.	1
14	Carrington Valentine	12-12	34	14	48	1.5-11	1-10	1-0	10	1	1-21
13	J.J. Weaver	11-9	27	20	47	6-45	3-37	.	1	3	3-32	2	1	.	.
1	Keidron Smith	13-12	32	14	46	0.5-1	.	2-65	5	.	1-23	1	.	.	.
0	Deone Walker	13-11	12	28	40	4.5-15	.	.	2	5	.	1	.	.	.
10	Jacquez Jones	7-6	17	20	37	1.5-6	1-8	1-0	1	1
52	Justin Rogers	13-12	9	26	35	0.5-2	1-4
11	Zion Childress	13-1	19	15	34	1-10	0.5-2	.	3
23	Andru Phillips	13-4	19	12	31	1.5-3	1-10	.	5
6	Tyrell Ajan	12-12	21	10	31	1.5-11	.	.	3	.	.	2	.	.	.
8	Octavious Oxendine	13-7	8	14	22	0.5-1	1-10	.	.	3
3	Alex Afari Jr.	13-3	12	9	21	3-10	.	.	.	1
90	Tre'vonn Rybka	12-8	5	14	19	1-8	1-5
20	Keaten Wade	13-0	7	9	16	2.5-13	1-8	.	1
92	Kahlil Saunders	11-0	2	11	13	1-6	1.5-8
95	Jamarius Dinkins	9-0	3	6	9	1-1	0.5-6
99	Josaih Hayes	11-1	2	6	8	.	1-1	.	1
4	Jalen Geiger	2-2	3	4	7
44	Martez Thrower	12-0	2	3	5
16	Kobi Albert	10-0	3	.	3	1-5	1	.	.
93	Wilson Berry	5-0	1	1	2



DEFENSIVE LEADERS		GP-GS									BLKD KICK	SAF
31	Maxwell Hairston	12-0	1	1	2
7	Will Lewis	11-11	2	.	2
8	Izayah Cummings	13-1	1	1	1
42	Tyreese Fearbry	3-0	1	.	1	.	.	1
12	Chance Poore	13-0	1	.	1
30	Taj Dodson	9-0	.	1	1
10	Chauncey Magwood	12-1	1	.	1
75	Eli Cox	13-13	1	.	1
17	JuTahn McClain	10-1	.	1	1
6	Dane Key	13-12	.	1	1
50	Darrion Henry-Young	5-0	1	.	1	1-9	1-9
2	Barion Brown	13-7	1-0	.	.
Total		13-13	400	390	790	55-231	20-147	10-144	44	26	7-76	2 0
Opponents		13-13	432	482	914	93-420	47-318	13-251	35	27	6-15	5 2



2022 TEAM GAME HIGHS

KENTUCKY TEAM GAME HIGHS

Rushes	49	Mississippi St. (10/15/2022)
Yards Rushing	239	Mississippi St. (10/15/2022)
Yards Per Rush	6.9	Vanderbilt (11/12/2022)
TD Rushes	2	Mississippi St. (10/15/2022) Vanderbilt (11/12/2022) Youngstown St. (09/17/2022)
Pass attempts	37	vs Iowa (N) (12/31/2022)
Pass completions	27	Youngstown St. (09/17/2022)
Yards Passing	377	Youngstown St. (09/17/2022)
Yards Per Pass	11.7	NIU (09/24/2022)
TD Passes	4	NIU (09/24/2022)
Total Plays	74	Mississippi St. (10/15/2022)
Total Offense	480	Youngstown St. (09/17/2022)
Yards Per Play	6.8	Youngstown St. (09/17/2022)
Points	37	Miami (OH) (09/03/2022)
Sacks By	4	Louisville (11/26/2022)
First Downs	26	Youngstown St. (09/17/2022)
Penalties	12	at Missouri (11/05/2022)
Penalty Yards	84	Mississippi St. (10/15/2022) at Missouri (11/05/2022)
Turnovers	3	Youngstown St. (09/17/2022) at Tennessee (10/29/2022)
Interceptions By		vs Iowa (Jan 01, 2022)
Punts	10	vs Iowa (N) (12/31/2022)
Punting Avg	51.5	at Ole Miss (10/01/2022)
Long Punt	60	NIU (09/24/2022)
Punts inside 20	3	at Missouri (11/05/2022)
Long Punt Return	26	vs Iowa (N) (12/31/2022)

OPPONENT TEAM GAME HIGHS

Rushes	46	Georgia (11/19/2022)
Yards Rushing	264	Vanderbilt (11/12/2022)
Yards Per Rush	6.0	Vanderbilt (11/12/2022)
TD Rushes	3	at Tennessee (10/29/2022)
Pass attempts	37	Mississippi St. (10/15/2022)
Pass completions	25	Mississippi St. (10/15/2022)
Yards Passing	245	at Tennessee (10/29/2022)
Yards Per Pass	9.8	at Tennessee (10/29/2022)
TD Passes	3	at Tennessee (10/29/2022)
Total Plays	68	at Ole Miss (10/01/2022)
Total Offense	448	Vanderbilt (11/12/2022)
Yards Per Play	6.7	Vanderbilt (11/12/2022)
Points	44	at Tennessee (10/29/2022)
Sacks By	6	South Carolina (10/08/2022)
First Downs	20	Georgia (11/19/2022)
Penalties	13	Mississippi St. (10/15/2022)
Penalty Yards	109	Mississippi St. (10/15/2022)
Turnovers	3	Louisville (11/26/2022)
Punts	8	Youngstown St. (09/17/2022) vs Iowa (N) (12/31/2022)
Punting Avg	48.3	vs Iowa (N) (12/31/2022)
Long Punt	61	NIU (09/24/2022)
Punts inside 20	6	vs Iowa (N) (12/31/2022)
Long Punt Return	34	vs Iowa (N) (12/31/2022) at Tennessee (10/29/2022)



2022 INDIVIDUAL GAME HIGHS

KENTUCKY INDIVIDUAL GAME HIGHS

Rushes	31	Christopher Rodriguez Jr. vs Mississippi St. (10/15/2022)
Yards Rushing	197	Christopher Rodriguez Jr. vs Mississippi St. (10/15/2022)
TD Rushes	2	Christopher Rodriguez Jr. vs Vanderbilt (11/12/2022) Christopher Rodriguez Jr. vs Mississippi St. (10/15/2022)
Long Rush	72	Christopher Rodriguez Jr. vs Vanderbilt (11/12/2022)
Pass attempts	35	Will Levis vs Youngstown St. (09/17/2022)
Pass completions	27	Will Levis vs Youngstown St. (09/17/2022)
Yards Passing	377	Will Levis vs Youngstown St. (09/17/2022)
TD Passes	4	Will Levis vs NIU (09/24/2022)
Long Pass	70	Will Levis vs Louisville (11/26/2022) Will Levis vs NIU (09/24/2022)
Receptions	10	Barion Brown vs Georgia (11/19/2022)
Yards Receiving	147	Tayvion Robinson vs NIU (09/24/2022)
TD Receptions	2	Dane Key at Missouri (11/05/2022) Barion Brown vs NIU (09/24/2022) Tayvion Robinson vs NIU (09/24/2022)
Long Reception	70	Josh Kattus vs Louisville (11/26/2022) Barion Brown vs NIU (09/24/2022)
Field Goals	3	Matt Ruffolo at South Carolina (Sep 25, 2021)
Long Field Goal	45	Matt Ruffolo vs ULM (Sep 04, 2021)
Punts	10	Wilson Berry vs Iowa (N) (12/31/2022)
Punting Avg	51.5	Colin Goodfellow at Ole Miss (10/01/2022)
Long Punt	60	Colin Goodfellow vs NIU (09/24/2022)
Punts inside 20	2	Wilson Berry vs Iowa (N) (12/31/2022) Wilson Berry vs Vanderbilt (11/12/2022) Colin Goodfellow at Missouri (11/05/2022) Colin Goodfellow vs South Carolina (10/08/2022) Colin Goodfellow vs Youngstown St. (09/17/2022)
Long Punt Return	26	Tayvion Robinson vs Iowa (N) (12/31/2022)
Long Kickoff Return	100	Barion Brown vs Miami (OH) (09/03/2022)
Tackles	14	D'Eryk Jackson at Tennessee (10/29/2022)
Sacks	1	Jordan Wright vs Iowa (N) (12/31/2022) J.J. Weaver vs Louisville (11/26/2022) Jamarius Dinkins vs Louisville (11/26/2022) Zion Childress vs Louisville (11/26/2022) Trevin Wallace vs Vanderbilt (11/12/2022) Trevin Wallace at Missouri (11/05/2022) J.J. Weaver at Tennessee (10/29/2022) Tre'vonn Rybka at Tennessee (10/29/2022) Carrington Valentine vs Mississippi St. (10/15/2022) DeAndre Square vs South Carolina (10/08/2022) Keaten Wade vs South Carolina (10/08/2022) Tyrell Ajan vs South Carolina (10/08/2022) Darrion Henry-Young vs Youngstown St. (09/17/2022) Jordan Wright at Florida (09/10/2022) Alex Afari Jr. vs Miami (OH) (09/03/2022) J.J. Weaver vs Miami (OH) (09/03/2022) Jacquez Jones vs Miami (OH) (09/03/2022)
Tackles For Loss	2.5	Trevin Wallace at Missouri (11/05/2022)

OPPONENT INDIVIDUAL GAME HIGHS

Rushes	26	Ray Davis vs Vanderbilt (11/12/2022)
Yards Rushing	145	Jawhar Jordan vs Louisville (11/26/2022)
TD Rushes	2	Brady Cook at Missouri (11/05/2022)
Long Rush	59	Mike Wright vs Vanderbilt (11/12/2022)
Pass attempts	37	Will Rogers vs Mississippi St. (10/15/2022)
Pass completions	25	Will Rogers vs Mississippi St. (10/15/2022)
Yards Passing	245	Hendon Hooker at Tennessee (10/29/2022)
TD Passes	3	Hendon Hooker at Tennessee (10/29/2022)
Long Pass	64	Demeatric Crenshaw vs Youngstown St. (09/17/2022)
Receptions	7	Jo'quavious Marks vs Mississippi St. (10/15/2022) Mac Hippenhammer vs Miami (OH) (09/03/2022)
Yards Receiving	138	Jalin Hyatt at Tennessee (10/29/2022)
TD Receptions	2	Jalin Hyatt at Tennessee (10/29/2022) Tristen Tewes vs NIU (09/24/2022)
Long Reception	64	Jaleel McLaughlin vs Youngstown St. (09/17/2022)
Field Goals	3	Jack Podlesny vs Georgia (11/19/2022)
Long Field Goal	53	Jonathan Cruz at Ole Miss (10/01/2022)
Punts	8	Tory Taylor vs Iowa (N) (12/31/2022)
Punting Avg	51.0	Ethan Hampton vs NIU (09/24/2022)
Long Punt	61	Tom Foley vs NIU (09/24/2022)
Punts inside 20	6	Tory Taylor vs Iowa (N) (12/31/2022)
Long Punt Return	34	Cooper DeJean vs Iowa (N) (12/31/2022) Dee Williams at Tennessee (10/29/2022)
Long Kickoff Return	42	Billy Dozier vs NIU (09/24/2022)
Tackles	17	Nathaniel Watson vs Mississippi St. (10/15/2022)
Sacks	1.5	Darius Robinson at Missouri (11/05/2022) Byron Young at Tennessee (10/29/2022) Jordan Burch vs South Carolina (10/08/2022) Tonka Hemingway vs South Carolina (10/08/2022)
Tackles For Loss	3.5	Deontae Craig vs Iowa (N) (12/31/2022) Dylan Wudke vs Youngstown St. (09/17/2022)
Interceptions	1	Cooper DeJean vs Iowa (N) (12/31/2022) Xavier Nwankpa vs Iowa (N) (12/31/2022) Kelee Ringo vs Georgia (11/19/2022) CJ Taylor vs Vanderbilt (11/12/2022) Doneiko Slaughter at Tennessee (10/29/2022) Brandon Turnage at Tennessee (10/29/2022) Juwan Mitchell at Tennessee (10/29/2022) Emmanuel Forbes vs Mississippi St. (10/15/2022) David Spaulding vs South Carolina (10/08/2022) Quincy Lenton vs Youngstown St. (09/17/2022) Troy Jakubec vs Youngstown St. (09/17/2022) Gervon Dexter Sr. at Florida (09/10/2022) Eli Blakey vs Miami (OH) (09/03/2022)



2022 GAME-BY-GAME STATS

Game	Score	First Downs	Time of Possession	Rushing (No-Yds)	Passing (Cmp-Att-Int-Yds)	Total Offense (Plays-Yds)	3rd Down Conversions	Fumbles-Lost
KENTUCKY	37	20	28:07	26-50	21-32-1	58-353	2-8	0-0
vs. Miami (OH)	13	17	31:53	32-111	22-32-0	64-290	3-14	2-1
KENTUCKY	26	17	33:24	38-70	13-24-1	62-272	4-13	1-0
at Florida	16	12	26:36	30-136	14-35-2	65-279	4-16	1-0
KENTUCKY	31	26	38:10	36-103	27-35-2	71-480	6-11	4-1
vs. Youngstown St.	0	9	21:50	22-58	9-24-1	46-192	0-10	0-0
KENTUCKY	31	18	33:49	35-103	18-26-0	61-406	10-16	2-1
vs. Northern Illinois	23	14	26:11	33-128	14-26-0	59-327	6-15	0-0
KENTUCKY	19	17	36:53	37-108	18-24-0	61-328	7-14	3-2
at Ole Miss	22	19	23:07	39-186	15-29-1	68-399	7-14	1-0
KENTUCKY	14	18	31:05	36-121	15-27-1	63-299	3-12	1-1
vs. South Carolina	24	15	28:55	42-179	14-19-1	61-356	6-14	2-1
KENTUCKY	27	24	39:22	49-239	19-25-1	74-478	6-15	1-1
vs. Mississippi State	17	13	20:38	10-22	25-37-1	47-225	3-11	0-0
KENTUCKY	6	14	35:11	36-107	16-27-3	63-205	2-13	0-0
at Tennessee	44	19	24:49	40-177	19-25-0	65-422	5-12	0-0
KENTUCKY	21	15	31:05	41-82	13-19-0	60-252	6-16	0-0
at Missouri	17	12	28:55	34-89	18-27-0	61-232	2-13	2-2
KENTUCKY	21	16	26:45	31-213	11-23-1	54-322	4-12	0-0
vs. Vanderbilt	24	18	33:15	44-264	12-23-1	67-448	11-17	1-1
KENTUCKY	6	17	29:58	25-89	20-31-1	56-295	3-11	1-0
vs. Georgia	16	20	30:02	46-247	13-19-1	65-363	6-12	0-0
KENTUCKY	26	17	33:05	42-158	11-19-0	61-346	3-11	0-0
vs. Louisville	13	19	27:15	37-164	17-27-2	64-309	4-12	2-1
KENTUCKY	0	10	34:17	32-68	22-37-2	69-185	2-18	2-0
vs. Iowa	21	10	25:43	24-67	14-24-0	48-206	0-11	0-0

GAME-BY GAME RUSHING

(No-Yds-TD)	Beckwith	Jefferson	Levis	McClain	Robinson	Rodriguez Jr.	Smoke	L. Wright
at Florida	0-0-0	INJ	7/-12/1	INJ	4-11-0	DNP	14-80-0	11-27-0
vs. Youngstown State	2-8-0	INJ	9-7-1	INJ	1-5-0	DNP	18-66-1	5-21-0
vs. Northern Illinois	0-0-0	INJ	9/-10-0	3-15-0	0-0-0	DNP	12-85-0	9-14-0
at Ole Miss	0-0-0	INJ	9/-19-0	5-21-0	1-5-0	19-72-1	2-6-0	0-0-0
vs. South Carolina	0-0-0	INJ	INJ	3-19-0	0-0-0	22-126-0	0-0-0	0-0-0
vs. Mississippi State	0-0-0	INJ	4-7-0	9-30-0	INJ	31-197-2	2-6-0	0-0-0
at Tennessee	3-13-0	INJ	5/-22/0	4-20-0	0-0-0	15-64-1	0-0-0	8-33-0
at Missouri	0-0-0	INJ	7/-36/0	INJ	0-0-0	29-112-0	3-2-0	1-5-0
vs. Vanderbilt	0-0-0	INJ	6/-16/0	6-55-0	0-0-0	18-162-2	0-0-0	0-0-0
vs. Georgia	0-0-0	INJ	5-26-0	3-12-0	0-0-0	17-51-0	0-0-0	0-0-0
vs. Louisville	0-0-0	INJ	5/-10/0	10-50-0	INJ	24-120-0	0-0-0	0-0-0
vs. Iowa	0-0-0	INJ	DNP	10-40-0	1-5-0	DNP	DNP	1-6-0

GAME-BY GAME RECEIVING

(Rec-Yds-TD)	Bates	Brown	Cummings	Jo. Dingle	Harris	Key	Magwood	McClain	Robinson	Rodriguez	Kattus	Upshaw	L. Wright
vs. Miami (Ohio)	1-6-1	3-45-0	0-0-0	2-11-0	1-15-0	4-53-1	1-8-1	0-0-0	6-136-0	DNP	0-0	0-0-0	1-13-0
at Florida	1-11-0	1/-2/0	0-0-0	2-29-0	0-0-0	3-83-1	2-47-0	INJ	1-0-0	DNP	0-0-0	2-34-0	1-0-0
vs. Youngstown St.	2-46-0	5-56-0	0-0-0	0-2-0	1-58-0	6-90-1	0-0-0	INJ	6-66-0	DNP	0-0-0	2-16-0	0-0-0
vs. Northern Illinois	2-7-0	4-102-2	0-0-0	1-19-0	0-0-0	2-15-0	0-0-0	1-5-0	7-147-2	DNP	0-0-0	0-0-0	1-8-0
at Ole Miss	2-10-0	2-81-0	0-0-0	3-30-1	0-0-0	2-28-0	1-18-0	1-7-0	4-16-1	3-40-0	0-0-0	0-0-0	0-0-0
vs. South Carolina	2-19-0	2-6-0	0-0-0	1-16-1	1-10-0	2-22-0	2-37-0	1-10-1	1-27-0	1-1-0	0-0-0	0-0-0	0-0-0
vs. Mississippi State	0-0-0	7-62-0	0-0-0	1-2-0	0-0-0	1-31-0	1-4-0	3-48-0	INJ	1-0-0	0-0-0	0-0-0	0-0-0
at Tennessee	0-0-0	2-12-0	0-0-0	4-44-0	1-7-0	1-8-0	0-0-0	3-15-0	4-11-0	0-0-0	0-0-0	0-0-0	1-1-0
at Missouri	0-0-0	4-54-0	0-0-0	3-35-1	0-0-0	4-53-2	0-0-0	INJ	1-18-0	0-0-0	1-10-0	0-0-0	0-0-0
vs. Vanderbilt	0-0-0	1/-1-0	0-0-0	0-0-0	0-0-0	1-29-0	0-0-0	1-7-0	5-49-0	0-0-0	2-10-0	0-0-0	0-0-0
vs. Georgia	0-0-0	10-145-1	0-0-0	1-8-0	0-0-0	2-23-0	0-0-0	5-1-0	0-0-0	0-0-0	2-29-0	0-0-0	0-0-0
vs. Louisville	INJ	4-44-1	0-0-0	1-14-0	0-0-0	3-37-1	0-0-0	0-0-0	INJ	0-0-0	2-76-0	0-0-0	0-0-0
vs. Iowa	INJ	5-24-0	0-0-0	1-6-0	DNP	6-47-0	DNP	3-12-0	5-27-0	DNP	INJ	DNP	2-6-0



GAME-BY-GAME PASSING

(Cmp-Att-Int-Yds-TD)	Sheron	Levis	D. Wade
vs. Miami (Ohio)	-	21-32-1-303-3	-
at Florida	-	13-24-1-202-1	-
vs. Youngstown State	0-0-0-0-0	27-35-2-377-2	-
vs. Northern Illinois	-	18-26-0-303-4	-
at Ole Miss	-	18-24-0-220-2	-
vs. South Carolina	15-27-1-178-2	-	-
vs. Mississippi State	2-2-0-9-0	17-23-1-230-1	-
at Tennessee	-	16-27-3-98-0	-
at Missouri	-	13-19-0-170-3	-
vs. Vanderbilt	-	11-23-1-109-0	-
vs. Georgia	0-0-0-0-0	20-31-1-206-1	-
vs. Louisville	-	11-19-0-188-2	-
vs. Iowa	-	-	16-30-2-98-0

GAME-BY-GAME PUNTING

(No-Yds-Avg-LG-In20)	Berry	Goodfellow
vs. Miami (Ohio)	-	2-70-35.0-47-0
at Florida	-	5-194-38.8-44-1
vs. Youngstown State	-	3-125-41.7-50-2
vs. Northern Illinois	-	3-139-46.3-60-1
at Ole Miss	-	2-103-51.5-60-1
vs. South Carolina	-	5-200-40.0-47-2
vs. Mississippi State	-	1-42-42.0-42-1
at Tennessee	-	6-235-39.2-46-1
at Missouri	1-35-35.0-35-1	6-238-39.7-50-2
vs. Vanderbilt	2-70-75.0-40-2	-
vs. Georgia	3-140-46.7-53-0	-
vs. Louisville	3-128-42.7-47-1	-
vs. Iowa	10-409-40.9-51-2	0-0-0-0-0

GAME-BY-GAME FIELD GOALS

FG Made (Miss)	Ruffolo
vs. Miami (Ohio)	3 (0)
at Florida	2 (1)
vs. Youngstown State	1 (0)
vs. Northern Illinois	1 (0)
at Ole Miss	0 (1)
vs. South Carolina	0 (1)
vs. Mississippi State	2 (1)
at Tennessee	-
at Missouri	0 (2)
vs. Vanderbilt	3 (1)
vs. Georgia	0 (1)
vs. Louisville	4 (0)
vs. Iowa	-

GAME-BY GAME DEFENSIVE LINE (Tackles-Tackles-For-Loss-Sacks)

Game	Dinkins	Hayes	Oxendine	Rogers	Rybka	Saunders	Walker
vs. Miami (Ohio)	0-0-0	0-0-0	2-0-0	3-0-0	2-0-0	1-0-0	4-0-0
at Florida	0-0-0	1-0-0	4-0-0	2-0-0	1-0-0	0-0-0	3-1-0
vs. Youngstown St.	1-0-0	0-0-0	2-0-0	1-0-0	-	2-0.5-0.5	3-0.5-0
vs. Northern Illinois	0-0-0	2-0-0	1-0-0	3-0-0	3-0-0	2-0-0	2-0-0
at Ole Miss	0-0-0	-	2-0-0	0-0-0	0-0-0	0-0-0	3-0-0
vs. South Carolina	0-0-0	1-0-0	3-0-0	0-0-0	0-0-0	0-0-0	0-0-0
vs. Miss. State	0-0-0	1-0-0	0-0-0	2-0-0	0-0-0	0-0-0	1-0.5-0
at Tennessee	3-0-0	1-0-0	2-0-0	4-0-0	4-1-1	0-0-0	3-0-0
at Missouri	0-0-0	0-0-0	1-0.5-0	1-0.5-0.5	0-0-0	1-0-0	3-0.5-0.5
vs. Vanderbilt	1-0-0	0-0-0	2-0-0	9-0-0	1-0-0	2-0.5-0	4-0-0
vs. Georgia	2-0-0	1-0-0	1-0-0	6-0-0	3-0-0	5-0-0	6-0-0
vs. Louisville	1-1-1	0-0-0	0-0-0	1-0-0	4-0-0	-	6-1-0.5
vs. Iowa	1-0-0	1-0-0	2-0-0	3-1-0	1-0-0	-	1-1-0

GAME-BY GAME LINEBACKERS (Tackles-Tackles-For-Loss-Sacks-Pass Breakups)

Game	D. Jackson	J. Jones	Square	Thrower	K. Wade	Wallace	Weaver	J. Wright
vs. Miami (Ohio)	5-0-0-0	3-1.5-1-0	7-0-0-0	0-0-0-0	3-0-0-1	-	5-1-1-1	-
at Florida	3-0-0-0	7-0-0-0	6-0-0-1	2-0-0-0	2-0-0-0	3-0-0-0	9-0-0-0	6-2-0-1-0-0
vs. Youngstown St.	0-0-0-0	4-0-0-1	2-0-0-1	1-0-0-0	3-0.5-0.5	2-0-0-0	1-0.5-0	4-2-0-0
vs. Northern Illinois	0-0-0-0	12-0-0-0	6-0-0-1	0-0-0-0	1-0-0-0	1-0-0-0	-	6-0-0-0
at Ole Miss	3-1-0-1	5-0-0-0	11-1-0-0	0-0-0-0	3-0-0-0	2-1-0-0	-	8-1-0-1
vs. South Carolina	6-2-0-0-0	-	9-1.5-1-0	0-0-0-0	1-1-0-0-0	2-0-0-0	4-0.5-0-0	7-2-0-0-0
vs. Miss. State	5-0-0-1	-	11-0.5-0-0	-	0-0-0-0	2-0-0-0	1-0-0-0	2-1-00-0-2
at Tennessee	14-0.5-0-0	-	3-0-0-0	0-0-0-0	0-0-0-0	6-0-0-0	2-1-0-1-0	4-0.5-0-0
at Missouri	8-0-0-0	-	-	0-0-0-0	1-1-0-0	9-2.5-1-0-0	6-1-0-0	1-0-0-0
vs. Vanderbilt	9-0.5-0-0	-	-	1-0-0-0	2-0-0-0	6-1-1-0	7-0-0-0	3-0.5-0-0
vs. Georgia	8-0-0-0	-	-	2-0-0-0	0-0-0-0	8-0-0-0	2-0-0-0	10-0-0-0
vs. Louisville	2-0-0-0	3-0-0-0	3-0-0-0	0-0-0-0	0-0-0-0	7-1-0.5	7-1-1-1	7-0.5-0-0
vs. Iowa	4-0-0-1	3-0-0-0	-	0-0-0-0	0-0-0-0	6-0-0-0	3-0-0-0	4-1-1-0



GAME-BY GAME DEFENSIVE BACKS (Tackles-Pass Breakups-Int.)

Game	Afari	Aljan	Childress	Geiger	Hairston	Lovett	Phillips	K. Smith	Valentine
vs. Miami (Ohio)	6-0-0	3-0-0	2-0-0	4-0-0	0-0-0	2-0-0	5-1-0	4-0-0	5-1-0
at Florida	0-0-0	5-0-0	1-0-0	3-0-0	0-0-0	7-0-0	3-0-0	1-1-1	5-3-0
vs. Youngstown St.	5-0-0	3-0-0	0-0-0	-	2-0-0	3-1-0	3-0-0	1-1-0	0-2-1
vs. Northern Illinois	3-0-0	2-0-0	4-0-0	-	0-0-0	5-0-0	2-1-0	1-1-0	1-1-0
at Ole Miss	2-0-0	4-1-0	3-1-0	-	0-0-0	2-1-0	3-0-0	6-0-0	3-0-0
vs. South Carolina	1-0-0	4-0-0	2-0-0	-	0-0-0	5-0-0	1-0-0	4-1-0	4-0-0
vs. Miss. State	1-0-0	1-0-0	0-0-0	-	0-0-0	4-0-0	0-0-0	2-0-0	6-0-0
at Tennessee	0-0-0	1-0-0	5-0-0	-	0-0-0	8-0-0	4-0-0	5-0-0	3-0-0
at Missouri	0-0-0	4-0-0	0-0-0	-	0-0-0	3-0-0	6-1-0	3-1-0	3-1-0
vs. Vanderbilt	0-0-0	4-1-0	0-0-0	-	0-0-0	6-0-0	0-0-0	5-0-1	4-1-0
vs. Georgia	0-0-0	-	9-0-0	-	0-0-0	7-0-1	2-0-0	4-0-0	8-0-0
vs. Louisville	1-0-0	0-0-0	5-1-0	-	0-0-0	7-0-1	1-0-0	7-0-0	6-1-0
vs. Iowa	0-0-0	0-1-0	3-1-0	-	0-0-0	3-1-0	1-0-0	3-0-0	-

2022 GAME-BY-GAME STARTERS

(Note: Returning players in **bold**)

OFFENSIVE STARTERS

	TE/WR	LT	LG	C	RG	RT	WR	WR/TE	WR/TE	RB	QB
vs Miami (OH)	Jo. Dingle	Wohliabaugh	Burton	Cox	Manning	Flax	T. Robinson	Key	Cummings	Smoke	Levis
at Florida	Jo. Dingle	Horse	Burton	Cox	Manning	Flax	T. Robinson	Kattus	Bates	Smoke	Levis
vs Youngstown St.	Jo. Dingle	Horse	Burton	Cox	Wilson	Flax	T. Robinson	Upshaw	Key	Smoke	Levis
vs NIU	Bates	Horse	Burton	Cox	Manning	Flax	T. Robinson	Key	Brown	Smoke	Levis
at Ole Miss	Jo. Dingle	Horse	Burton	Cox	Manning	Flax	Magwood	Bates	Key	C. Rodriguez	Levis
vs South Carolina	Jo. Dingle	Horse	Burton	Cox	Manning	Buford	Brown	Bates	Key	C. Rodriguez	Sheron
vs Miss State	Jo. Dingle	Horse	Burton	Cox	Manning	Flax	Key	Bates	Kattus	C. Rodriguez	Levis
at Tennessee	Jo. Dingle	Horse	Burton	Cox	Manning	Flax	T. Robinson	Bates	Key	C. Rodriguez	Levis
at Missouri	Jo. Dingle	Horse	Burton	Cox	Manning	Flax	Brown	Bates	Key	C. Rodriguez	Levis
vs Vanderbilt	Jo. Dingle	Horse	Burton	Cox	Manning	Flax	T. Robinson	Upshaw	Key	C. Rodriguez	Levis
vs Georgia	Jo. Dingle	Buford	Burton	Cox	Manning	Flax	Brown	T. Robinson	Key	C. Rodriguez	Levis
vs Louisville	Jo. Dingle	Horse	Burton	Cox	Manning	Flax	Brown	Kattus	Key	C. Rodriguez	Levis
vs Iowa	Jo. Dingle	Horse	Burton	Cox	Manning	Flax	Brown	T. Robinson	Key	McClain	D. Wade

DEFENSIVE STARTERS

	CB	DE	NG	DT	SLB/DT	WLB	MLB	NICK/LB	SS	FS	CB
vs Miami (OH)	Valentine	Rybka	Rogers	Oxendine	Weaver	Square	J. Jones	D. Jackson	Ajian	Geiger	Phillips
at Florida	Valentine	Rybka	Rogers	Oxendine	Weaver	Square	J. Jones	J. Wright	Ajian	Geiger	K. Smith
vs Youngstown	Valentine	J. Wright	Walker	Oxendine	Weaver	Square	J. Jones	Wallace	Ajian	Lovett	K. Smith
vs NIU	Valentine	Rybka	Rogers	Walker	Afari	Square	J. Jones	J. Wright	Ajian	Lovett	K. Smith
at Ole Miss	Valentine	Walker	Rogers	Oxendine	Afari	Square	J. Jones	J. Wright	Ajian	Lovett	K. Smith
vs South Carolina	Valentine	Oxendine	Rogers	Walker	Hayes	Square	D. Jackson	J. Wright	Ajian	Lovett	K. Smith
vs Miss State	Valentine	Oxendine	Rogers	Walker	Afari	Square	D. Jackson	J. Wright	Ajian	Lovett	K. Smith
at Tennessee	Valentine	Oxendine	Rogers	Walker	Weaver	Square	D. Jackson	Phillips	Ajian	Lovett	K. Smith
at Missouri	Valentine	Rybka	Rogers	Walker	Weaver	Wallace	D. Jackson	J. Wright	Ajian	Lovett	K. Smith
vs Vanderbilt	Valentine	Rybka	Rogers	Walker	Weaver	Wallace	D. Jackson	Phillips	Ajian	Lovett	K. Smith
vs Georgia	Valentine	Rybka	Rogers	Walker	Weaver	Wallace	D. Jackson	J. Wright	Childress	Lovett	K. Smith
vs Louisville	Valentine	Rybka	Rogers	Walker	Weaver	Wallace	D. Jackson	J. Wright	Ajian	Lovett	K. Smith
vs Iowa	Phillips	Rybka	Rogers	Walker	Weaver	Wallace	J. Jones	J. Wright	Ajian	Lovett	K. Smith



2022 SCORING DRIVE ANALYSIS

GAME-BY-GAME SCORING DRIVES

Game	Plays/Yards	Qtr./Clock	Res.	Scoring Play
MU	5/79	1/2:03	TD	Bates 6 yd pass from Levis
MU	5/16	2/1:46	FG	Ruffolo 34 yd field goal
MU	10/77	2/2:04	FG	Ruffolo 25 yd field goal
MU	-	3/14:47	TD	Brown 100 yd kick return
MU	2/8	3/00:04	TD	Magwood 8 yd pass from Levis
MU	6/17	3/2:55	FG	Ruffolo 50 yd field goal
MU	9/84	4/5:12	TD	Key 1 yd pass from Levis
FLA	2/67	2/11:36	TD	Key 55 yd pass from Levis
FLA	3/6	2/1:22	TD	Levis 1 yd rush
FLA	11/69	3/6:35	FG	Ruffolo 24 yd field goal
FLA	-	3/3:25	TD	K. Smith 65 yd interception return
FLA	7/16	4/1:24	FG	Ruffolo 26 yd field goal
YSU	8/35	2/13:34	TD	Levis 1 yd rush
YSU	8/77	2/6:10	TD	Key 3 yd pass from Levis
YSU	9/71	2/1:34	TD	C. Lewis 2 yd pass from Levis
YSU	8/67	3/8:36	TD	Smoke 7 yd rush
YSU	8/70	4/4:54	FG	Ruffolo 22 yd field goal
NIU	16/75	1/00:48	TD	Brown 15 yd pass from Levis
NIU	4/98	2/5:08	TD	T. Robinson 69 yd pass from Levis
NIU	3/75	3/00:58	TD	Brown 70 yd pass from Levis
NIU	7/36	3/3:04	FG	Ruffolo 49 yd field goal
NIU	11/78	4/8:46	TD	T. Robinson 40 yd pass from Levis
MISS	2/15	1/0:00	TD	C. Rodriguez Jr. 10 yd rush
MISS	9/70	2/1:23	TD	T. Robinson 5 yd pass from Levis
MISS	8/49	3/6:22	TD	Jo. Dingle 17 yd pass from Levis
SC	7/56	2/8:30	TD	Jo. Dingle 16 yd pass from Sheron
SC	16/75	4/2:39	TD	McClain 10 yd pass from Sheron
MSU	5/55	2/00:04	FG	Ruffolo 28 yd field goal
MSU	8/56	3/11:34	FG	Ruffolo 37 yd field goal
MSU	8/76	3/4:10	TD	R. Lewis 3 yd pass from Levis
MSU	7/80	4/11:43	TD	C. Rodriguez Jr. 16 yd rush
MSU	5/75	4/3:03	TD	C. Rodriguez Jr. 7 yd rush
TENN	9/71	1/4:44	TD	C. Rodriguez Jr. 3yd rush
MIZZ	9/71	1/9:33	TD	Key 9 yd pass from Levis
MIZZ	8/34	3/5:47	TD	Jo. Dingle 1 yd pass from Levis
MIZZ	6/58	4/5:18	TD	Key 22 yd pass from Levis
VAN	4/0	1/13:22	FG	Ruffolo 47 yd field goal
VAN	15/66	1/3:33	FG	Ruffolo 27 yd field goal
VAN	10/51	3/3:30	FG	Ruffolo 39 yd field goal
VAN	7/66	4/5:22	TD	C. Rodriguez Jr. 5 yd rush
VAN	1/72	4/5:03	TD	C. Rodriguez Jr. 72 yd rush
UGA	9/99	4/9:52	TD	Brown 8 yd pass from Levis
UL	5/86	1/2:49	TD	Key 8 yd pass from Levis
UL	9-62	2/12:48	FG	Ruffolo 43 yd field goal
UL	4/-5	2/10:28	FG	Ruffolo 29 yd field goal
UL	10-40	3/8:43	FG	Ruffolo 35 yd field goal
UL	3-16	3/6:35	TD	Brown 3 yd pass from Levis
UL	12-60	4/12:06	FG	Ruffolo 40 yd field goal



GAME OPENING DRIVES

Game	KENTUCKY		OPPONENT	
	Res/Pts	Yds	Res/Pts	Yds
vs. Miami (Ohio)	TD/7	79	TD/7	75
at Florida	Punt/0	-2	Punt/0	18
vs. Youngstown State	Punt/0	23	Punt/0	9
vs. Northern Illinois	TD/7	75	TD/7	75
at Ole Miss	Punt/0	10	Punt/0	31
vs. South Carolina	Fumble/0	-8	TD/7	2
vs. Mississippi State	Punt/0	43	Punt/0	16
at Tennessee	Punt/0	0	TD/7	75
at Missouri	TD/7	71	Punt/0	-7
vs. Vanderbilt	FG/3	0	FUM/0	15
vs. Georgia	Downs/0	66	FG/3	58
vs. Louisville	Punt/0	9	Punt/0	17
vs. Iowa	Punt/0	19	Downs/0	45
Total/Avg	24/1.8	385/29.6	31/2.4	429/33.0

2ND HALF OPENING DRIVES

Game	KENTUCKY		OPPONENT	
	Res/Pts	Yds	Res/Pts	Yds
vs. Miami (Ohio)	TD/7	8	FUM/0	6
at Florida	Punt/0	1	Punt/0	-7
vs. Youngstown State	TD/7	71	Downs/0	42
vs. Northern Illinois	TD/7	75	Punt/0	4
at Ole Miss	Punt/0	5	Punt/0	5
vs. South Carolina	Punt/0	19	TD/7	75
vs. Mississippi State	FG/3	56	TD/7	75
at Tennessee	Punt/0	-17	FG/3	29
at Missouri	Punt/0	28	Downs/0	9
vs. Vanderbilt	Punt/0	16	TD/7	81
vs. Georgia	Punt/0	0	INT/0	25
vs. Louisville	FG/3	40	Punt/0	6
vs. Iowa	-	-	-	-
Total/Avg	27/2.3	297/24.8	24/2.0	352/29.3



DRIVE ANALYSIS

Game	Total Drive	TD	FG	MFG	P	TO	4DN
vs. Miami (Ohio)	9	3	3	0	2	1	0
at Florida	12	2	2	1	5	1	0
vs. Youngstown State	11	4	1	0	3	3	0
vs. Northern Illinois	10	4	1	0	3	1	0
at Ole Miss	10	3	0	1	2	2	1
vs. South Carolina	11	2	0	1	6	2	0
vs. Mississippi State	10	3	2	1	1	2	0
at Tennessee	11	1	0	0	6	3	1
at Missouri	12	3	0	2	7	0	0
vs. Vanderbilt	9	2	3	1	2	1	0
vs. Georgia	8	1	0	1	3	1	2
vs. Louisville	10	2	4	0	3	0	0
vs. Iowa	14	0	0	0	10	2	2
Totals	137	26	16	8	53	19	6

MISCELLANEOUS STATS

TURNOVERS

Opponent	FORCED BY KENTUCKY					FORCED BY OPPONENT			
	Fum	Int	Tot	Margin	UK Pts Off	Fum	Int	Tot	Opp Pts Off
vs. Miami (Ohio)	1	0	1	0	7	0	1	1	0
at Florida	0	2	2	1	14	0	1	1	7
vs. Youngstown State	0	1	1	-2	0	1	2	3	0
vs. Northern Illinois	0	0	0	-1	0	1	0	1	7
at Ole Miss	0	0	0	-2	0	2	0	2	0
vs. South Carolina	1	1	2	0	0	1	1	2	7
vs. Mississippi State	0	1	1	-1	0	1	1	2	7
at Tennessee	0	0	0	-3	0	0	3	3	7
at Missouri	2	0	2	2	0	0	0	0	0
vs. Vanderbilt	1	1	2	+1	3	0	1	1	0
vs. Georgia	0	1	1	0	0	0	1	1	3
vs. Louisville	1	2	3	+3	10	0	0	0	0
vs. Iowa	0	0	0	-2	0	0	2	2	14
TOTALS	6	9	15	-4	34	6	13	19	52

KENTUCKY BIG PLAYS

Opponent	RUSHING					PASSING				SPECIAL TEAMS	
	15+	20+	30+	40+	50+	20+	30+	40+	50+	Block	Return for TD
vs. Miami (Ohio)	0	0	0	0	0	3	3	2	0	1	1
at Florida	1	0	0	0	0	4	1	0	0	0	1
vs. Youngstown State	2	1	0	0	0	6	1	1	1	0	0
vs. Northern Illinois	1	1	0	0	0	3	3	3	2	0	0
at Ole Miss	2	1	0	0	0	2	2	1	1	0	0
vs. South Carolina	3	1	0	0	0	3	0	0	0	0	0
vs. Mississippi State	2	1	1	1	0	5	4	1	1	0	0
at Tennessee	4	0	0	0	0	1	0	0	0	0	0
at Missouri	1	1	0	0	0	2	1	0	0	0	0
vs. Vanderbilt	4	3	1	1	1	2	0	0	0	0	0
vs. Georgia	1	0	0	0	0	3	3	2	0	0	0
vs. Louisville	3	1	0	0	0	2	1	1	1	0	0
vs. Iowa	1	0	0	0	0	0	0	0	0	0	0
TOTALS	25	6	1	2	1	36	19	11	6	1	2

OPPONENT BIG PLAYS

Opponent	RUSHING					PASSING				SPECIAL TEAMS	
	15+	20+	30+	40+	50+	20+	30+	40+	50+	Block	Return for TD
vs. Miami (Ohio)	2	1	0	0	0	1	0	0	0	0	0
at Florida	2	1	0	1	0	1	0	0	0	0	0
vs. Youngstown State	2	2	0	0	0	3	1	1	1	0	0
vs. Northern Illinois	1	1	0	0	0	3	1	1	1	0	0
at Ole Miss	3	2	1	1	0	3	1	0	0	1	0
vs. South Carolina	3	2	0	1	0	3	1	1	0	1	0
vs. Mississippi State	1	0	0	0	0	2	1	0	0	0	1 (INT)
at Tennessee	2	2	2	0	0	3	3	1	1	1	0
at Missouri	2	1	0	0	0	2	1	0	0	0	0
vs. Vanderbilt	3	3	2	2	1	3	2	1	0	1	0
vs. Georgia	3	2	0	0	0	1	1	0	0	0	0
vs. Louisville	3	2	0	0	0	1	0	0	0	0	0
vs. Iowa	1	0	0	0	0	1	0	0	0	0	2 (INT)
TOTALS	28	19	5	5	1	27	12	5	3	4	3



EXPLOSIVE PLAYS

RUNS 15+

Smoke

18 yards

15 yards

27 yards

3 rush., 60 yards, 20.0 avg., 1 TD

Levis

24 yards

1 rush, 24 yards, 24.0 avg.

McClain

17 yards

16 yards

28 yards

16 yards

4 rush, 77 yards, 19.3 avg.

Cummings

23 yards

1 rush, 23 yards, 23.0 avg.

Rodriguez Jr.

18 yards

20 yards

47 yards

16 yards*

16 yards

15 yards

25 yards

23 yards

18 yards

72 yards*

15 yards

15 yards

20 yards

13 rush, 319 yards, 24.5 avg., 2 TD

Sheron

15 yards

1 rush, 15 yards, 15.0 avg.

D. Wade

19 yards

1 rush, 19 yards, 19.0 avg.

Wright

15 yards

1 rush, 15 yards, 15.0 avg.

Total: 25 rush for 553 yards, 22.1 avg, 3 TD

RECEIVING 20+

Robinson

45 yards

41 yards

22 yards

69 yards*

40 yards*

27 yards

25 yards

7 rec., 269 yards, 38.4 avg., 2 TD

Brown

38 yards

70 yards*

30 yards

51 yards

33 yards

39 yards

31 yards

42 yards

47 yards

21 yards

10 rec., 411 yards, 41.1 avg. 1 TD

Key

55 yards*

23 yards

29 yards

31 yards

22 yards*

29 yards

6 rec., 189 yards, 31.5 avg. 2 TD

Magwood

25 yards

22 yards

26 yards

3 rec., 73 yards, 24.3 avg. 0 TD

Upshaw

22 yards

1 rec., 22 yards, 22.0 avg. 0 TD

Bates

23 yards

23 yards

2 rec., 46 yards, 23.0 avg. 0 TD

D. Harris

58 yards

1 rec., 58 yards, 58.0 avg. 0 TD

C. Lewis

20 yards

1 rec., 20 yards, 20.0 avg.

McClain

31 yards

1 rec., 31 yards, 31.0 avg.

R. Lewis

21 yards

1 rec., 21 yards, 21.0 avg.

Crowdus

50 yards

1 rec., 50 yards, 50.0 avg.

Jo. Dingle

24 yards

1 rec., 24 yards, 24.0 avg.

Kattus

70 yards

1 rec., 70 yards, 70.0 avg.

Total: 32 rec. for 1151 yards, 36.0 avg., 5 TD

**KICK RETURNS 30+****Brown**

100 yards*

85 yards

54 yards

3 return, 239 yards, 79.7 avg., 1 TD

Total: 3 return for 239 yards, 79.7 avg, 1 TD**PUNT RETURNS 20+****Robinson**

23 yards

26 yards

2 returns, 49 yards, 24.5 avg., 0 TD

Total: 2 returns for 49 yards, 24.5 avg., 0 TD**DEFENSIVE RETURNS 20+**

K. Smith - 23 yards (fumble)

K. Smith - 65 yards (INT)*

C. Valentine - 21 yards (fumble)

Lovett - 34 yards (INT)

Total: 4 returns for 143 yards, 35.8 avg., 1 TD**UK LONG PLAYS (20+) BY THE NUMBERS****20+ Plays By Yards**

No.	TD
100+	1
90-99	1
80-89	0
70-79	2
60-69	2
50-59	0
40-49	1
30-39	0
20-29	1
TOTAL	8

20+ Plays By Type

No.	TD
Rushing	1
Passing	4
Punt returns	0
Kick returns (30+)	1
Interceptions	1
Fumble returns	0
TOTAL	8

OPPONENT BIG PLAYS**Total:**

Run (15+)	28 for 716 yds
Receiving (20+)	25 for 887 yds
Kick Returns (30+)	1 for 42 yds
Punt Returns (20+)	2 for 54 yds
Defensive Returns (20+)	4 for 204 yds

TOTAL: 59 for 1,871 yards (31.7 avg.)**GAME-BY-GAME TD DRIVES**

Yds	TD	Drive	Poss. Time	TDs	Plays	TDs
0-9	2	2	00:00-00:59	5	8	5
10-19	2	2	01:00-01:59	4	16	4
20-29	-	-	02:00-02:59	5	33	5
30-39	2	2	03:00-03:59	3	21	3
40-49	1	1	04:00-04:59	4	32	4
50-59	2	2	05:00-05:59	6	51	6
60-69	3	3	06:00-06:59	1	11	1
70-79	13	13	07:00-07:59	-	-	-
80-89	3	3	08:00-08:59	2	23	2
90-99	2	2	09:00-09:59			
Total	26	26	10:00-10:59			
			11:00-11:59			
			12:00-12:59			
			13:00-13:59			
			14:00-14:59			
			15:00 - +			



KENTUCKY FOOTBALL HISTORY

From UK's first All-American, Clyde Johnson, to its most recent, Darian Kinnard, Wan'Dale Robinson and Josh Paschal; from Professor A.M. Miller to Coach Mark Stoops; from old Stoll Field to Commonwealth Stadium to Kroger Field; from the Southern Intercollegiate Athletic Association to the Southeastern Conference; and with all the ensuing changes, Kentucky football holds a unique and storied tradition that began in 1881.

UK football holds a captivating list of firsts: UK was the first Southeastern Conference team to introduce football, which it did in 1881; UK played the first night game in SEC history in 1929; UK played in the first and only Great Lakes Bowl in 1947, defeating Villanova, 24-14; Kentucky tackle Bob Gain was awarded the 1950 Outland Trophy, making him the first player from the SEC to claim the honor; Josh Allen was the first UK player to win the National Defensive Player of the Year when he received the Bednarik Award, the Nagurski Award and the Lott Trophy in 2018; the Wildcats' Nat Northington was the first African-American player to sign with a Southeastern Conference institution and the first to play in a league contest – vs. Ole Miss in 1967, and in 1969 Wilbur Hackett became the first African-American captain for any SEC team. Then, in 1989, UK became the first SEC school to win the coveted College Football Association Academic Achievement Award for highest graduation rate.

In 132 seasons, Kentucky has participated in 1,331 contests. UK football has won one national championship, two Southeastern Conference championships and appeared in 22 bowls.

UK football has had 18 National Football League first-round draft choices, one Bednarik Trophy winner, one Nagurski Trophy winner, one Lott Trophy winner, one Outland Trophy winner, one Hornung Award winner, one Ray Guy Award winner, one Wuerffel Trophy winner, 29 first-team All-Americans (selected 34 times), 24 Academic All-Americans (selected 29 times), 90 first-team All-SEC players (selected 118 times), 813 Academic All-SEC selections, one CSC Academic All-America Team Member of the Year and one SEC Defensive Player of the Year.

Kentucky football got its start on Nov. 12, 1881. Kentucky, known in those days as A&M College, Kentucky State College and/or State University of Kentucky, defeated Kentucky University by the clumsy score of 7 1/4 to 1. The game of football resembled more of a rugby form and the scoring procedure is still unclear. Though football came to Kentucky in 1881, it quickly vanished after the

three-game season. UK finished 1-2 in the inaugural campaign, but the lid was shut on UK football for the next nine seasons.

Football returned to the University of Kentucky in 1891, when UK defeated Georgetown College, 8-2, on April 10, 1891. The sport would not again be interrupted until the 1943 season because of World War II.

The first known head football coach at Kentucky was Professor A.M. Miller, who the students asked to coach despite his admitted limited knowledge of the game. Miller began the 1892 season, then graciously stepped aside later in the year for John A. Thompson, who had more experience with the sport.

Some successful years in the early 1900s dot the UK record book. Kentucky finished 7-1 in 1903 under Coach C.A. Wright; 9-1 in 1904 under Coach F.E. Schacht; 9-1-1 in 1907 with Coach J. White Guyn, and 9-1 in 1909 under E.R. Sweetland.

The greatest UK team of that era was the 1898 squad, known simply to Kentuckians as "The Immortals." To this day, the Immortals remain the only undefeated, untied, and unscored upon team in UK football history. The Immortals were coached by W.R. Bass and ended the year a perfect 7-0-0, despite an average weight of 147 pounds per player. Victories came easily for this squad, as the Immortals raced by Kentucky University (18-0), Georgetown (28-0), Company H of the 8th Massachusetts (59-0), Louisville Athletic Club (16-0), Centre (6-0), 160th Indiana (17-0) and Newcastle Athletic Club (36-0).

Besides Bass, two of the most successful coaches in the early stages of UK football were E.R. Sweetland and Harry Gamage. Sweetland compiled a 23-5 mark in three seasons (1909-10, 12). His best year was 9-1 in '09. Gamage took the reins of the UK program in 1927 and remained until following the 1933 campaign. In between, Gamage led the Wildcats to a combined 32-25-5 record. His best season was 6-1-1 in '29.

One of Gamage's brightest moments came during the 1930 season. During the 57-0 blanking of Maryville, UK running back Shipwreck Kelly rushed for a school-record 280 yards in leading the Cats.

More than a decade after Gamage had left UK, a young man by the name of Paul "Bear" Bryant arrived on the scene at Lexington in 1946. Bryant quickly grabbed the UK program by the collar and turned the Cats into a national power.

Bryant took UK to eight consecutive winning seasons (1946-53) and helped the Wildcats claim

their first national championship and Southeastern Conference championship in 1950. He also sent UK squads to four bowl games which included the 1947 Great Lakes Bowl, 1950 Orange Bowl, 1951 Sugar Bowl, and the 1952 Cotton Bowl.

The biggest win in UK football history came under Bryant. After leading Kentucky to its first SEC title and a 10-1 regular-season record, UK found itself matched with defending national champion Oklahoma in the 1951 Sugar Bowl. The Wildcats scored early and held off the Sooners, 13-7, breaking Oklahoma's 31-game winning streak which is currently the ninth-longest in NCAA Division I history.

In the 1990s, research by Jeff Sagarin, who compiles the Sagarin Computer Ratings for USA Today, indicated that UK is the national champion for the 1950 season under that ranking system.

Also under Bryant, tackle Bob Gain became the first UK and SEC player to win the Outland Trophy in 1950. Other standouts in the Bryant era included George Blanda, All-American Babe Parilli, and eventual UK coach Jerry Claiborne.

Bryant left Kentucky following the 1953 season. He compiled an impressive 60-23-5 record in eight years. Bryant's 60 victories were the most by a UK football coach until Mark Stoops eclipsed it in 2022.

Blanton Collier had the task of following in Bryant's footsteps. He stayed eight years at UK as well, etching a 41-36-3 record from 1954 to 1961. Kentuckians best remember Collier for his 5-2-1 record against arch-rival Tennessee. He coached All-Americans Lou Michaels (1957-58) and Howard Schnellenberger (1955) at UK.

Charlie Bradshaw became the head mentor at UK in time for the 1962 season. Bradshaw, a UK graduate who lettered four years (1946-49), managed only a 25-41-4 record in seven seasons. One highlight of his term at UK came in 1964, a 27-21 upset of No. 1-ranked Ole Miss in Jackson, Miss.

John Ray entered the scene in 1969 as head coach. In four years, Ray was 10-33. His biggest win came during his first year as Kentucky again victimized Ole Miss and Archie Manning. The Cats upset the Rebels, 10-9, in Lexington.

The Fran Curci era began in 1973, the same year Kentucky moved from ancient Stoll Field/McLean Stadium to spacious Commonwealth Stadium. Though Curci had only one winning campaign during his first three years, things got interesting beginning with the 1976 season. UK ended the '76 year with an 8-3 record and its second SEC championship.

UK helped secure its second league title on the strength of a 62-yard touchdown pass from Derrick

Ramsey to Greg Woods to beat Tennessee, 7-0, at Knoxville, Tenn. The victory clinched a berth in the Peach Bowl against North Carolina, UK's first postseason appearance in 25 years. Before a UK contingent estimated at 25,000, the Cats blanked the Tar Heels, 21-0.

The following year, Kentucky went on NCAA probation. Despite an early season loss at Baylor, the Wildcats rolled to an impressive 10-1 record doing it the hard way. Kentucky defeated Penn State (24-20) in University Park, Pa., defeated LSU (33-13) in Baton Rouge, La., blanked Georgia (33-0) in Athens, Ga., and beat Florida (14-7) in Gainesville, Fla.

In the Curci era, players like Sonny Collins (UK career leader with 3,835 yards rushing), All-Americans Warren Bryant and Art Still and multi-talented Derrick Ramsey, wore the blue and white. In all, Curci worked nine years, the longest term of any UK head coach.

Jerry Claiborne answered the call of his alma mater in December of 1981 and was named the school's 31st head football coach. Claiborne had played at UK from 1946-49 and was an assistant coach under Bryant at UK in 1952-53.

After an 0-10-1 mark in Claiborne's first season, his 1983 squad tied for the nation's most improved program with a regular-season record of 6-4-1 and a berth in the Hall of Fame Bowl.

Kentucky improved in 1984, finishing with a 9-3 record which included a thrilling 20-19 win over Wisconsin in the '84 Hall of Fame Bowl.

Claiborne won 41 games during his eight seasons with the Wildcats. Claiborne and Bryant are the only two UK coaches to win at least five games in seven consecutive seasons.

During Claiborne's tenure, UK captured the 1989 CFA Academic Achievement Award. UK led the SEC in SEC Academic Honor Roll selections (68) during the Claiborne era, including a then-league record of 17 players named to the 1989 honor roll.

Individually, quarterback Bill Ransdell played under Claiborne and left as UK's all-time leader in passing and total offense. Mark Higgs departed as the school's second-leading rusher and tackle Oliver Barnett set a UK record with 26 quarterback sacks.

After Claiborne's retirement, Bill Curry took over as head coach in 1990. The highlight of Curry's term came in 1993 as the Wildcats played in the Peach Bowl.

In 1994, the Wildcats faced intrastate rival Louisville for the first time in 70 years and defeated the Cardinals 20-14 in front of a then-record 59,162 fans in Commonwealth Stadium.

The 1995 season was highlighted by tailback Moe Williams, who rushed for 1,600 yards, broke



three SEC records, and broke or tied 15 school records. Williams had 429 all-purpose yards in a win at South Carolina, the second-highest single-game total in NCAA history.

The arrival of Coach Hal Mumme in 1997 unleashed a lightning bolt of enthusiasm for Kentucky football. Mumme's dynamic "Air Raid" offense put UK among the national leaders in passing yardage and total offense and the '97 team broke or tied 51 school records and 15 Southeastern Conference records.

UK returned to the bowl scene in 1998 when the Wildcats won seven games. Quarterback Tim Couch was a first-team All-American, SEC Player of the Year, and a finalist for the Heisman Trophy while rewriting NCAA, SEC, and UK record books. Wide receiver Craig Yeast became the leading pass catcher in SEC history. The Wildcats capped their season by playing Penn State in the Outback Bowl, the school's first New Year's Day bowl game in 47 years.

Following the Outback Bowl season, Commonwealth Stadium was expanded. UK enclosed both end zones and added personal suites in time for the 1999 season, boosting seating capacity to 67,606. The Wildcats celebrated the stadium expansion with another bowl season. All-America tight end James Whalen helped lead UK to the 1999 HomePoint.com Music City Bowl, marking the school's first back-to-back bowl appearances since 1983-84.

Guy Morriss coached the Wildcats in 2001-02. He guided UK to seven wins in '02, but the Wildcats could not go to a bowl game because of NCAA probation. Derek Abney returned six kicks for touchdowns, more than any player in one season in NCAA history, and was named first-team All-America along with punter Glenn Pakulak. Pakulak emerged as the best punter in school history and won the Mosi Tatupu Award as National Special Teams Player of the Year.

Inheriting a roster weakened by probation was the major obstacle for Rich Brooks when he took over as head coach in 2003. Brooks' rebuilding efforts began bearing fruit in 2006. The Wildcats had their best season in 22 years by winning eight games, including a 28-20 upset of highly favored Clemson in the Gaylord Hotels Music City Bowl.

Led by quarterback Andre' Woodson, tailback Rafael Little, wide receiver Keenan Burton, tight end Jacob Tamme and linebacker Wesley Woodyard, the 2007 season contained some of the most exciting moments in school history.

UK notched its first win over a Top-10 opponent in 30 years with a dramatic comeback victory over No. 9 Louisville. UK reached the Top-10

rankings for the first time since 1977 and the popular "ESPN GameDay" crew made its first visit to campus. UK also knocked off No. 1-ranked LSU -- the eventual national champion -- with a 43-37 triple-overtime thriller. The campaign was capped with another Music City Bowl win, this time over traditional power Florida State.

UK capped the 2008 season with a win over East Carolina in the AutoZone Liberty Bowl, the first time in school history that UK won bowl games in three consecutive seasons.

Brooks retired following the 2009 season, handing the reins to former Wildcat player and long-time assistant coach Joker Phillips. Sparked by All-America receiver Randall Cobb, Phillips became the first head coach in UK history to take the Wildcats to a bowl game in his first season, completing a school-record streak of five-straight postseason appearances. Another highlight of Phillips' term was ending the 26-year losing streak vs. Tennessee with a 10-7 win over the Volunteers in 2011.

A new era began in 2013 with the hiring of Mark Stoops as head coach. Stoops made steady progress, tying or improving the team's record for six straight seasons. The Wildcats returned to the postseason scene at the 2016 TaxSlayer Bowl, followed by a trip to the 2017 Music City Bowl.

Stoops' building culminated in 2018 with a 10-3 record, UK's best season in 41 years and only the third 10-win season in school history. UK's 5-3 SEC record also was the team's first winning league mark since 1977. Highlights included ending a 31-game losing streak vs. Florida with a 27-16 win in The Swamp; a miraculous comeback win at Missouri; a 56-10 win at Louisville that is the largest margin of victory in the Governor's Cup series; and the season was topped by a 27-24 win over No. 12 Penn State in the VRBO Citrus Bowl.

A rock-ribbed defense was led by linebacker Josh Allen, who broke the single-season and school records for quarterback sacks en route to winning the Bednarik Award, Nagurski Award and Lott Trophy as the National Defensive Player of the Year. He was UK's first unanimous first-team All-American since Art Still in 1977. Running back Benny Snell had three straight 1,000-yard seasons, breaking UK career records with 3,873 rushing yards and 48 touchdowns. He was a second-team All-American. Helping pave the way for Snell's exploits was guard Jervontius "Bunchy" Stallings, who received first-team All-America accolades.

With massive personnel losses on defense, and the quarterback corps wiped out by injuries, the 2019 Wildcats overcame adversity to become one of the feel-good stories of college football. Wide receiver/kick returner Lynn Bowden Jr. took over

at QB, leading the Cats to a 6-2 record down the stretch, including a dramatic, come-from-behind Belk Bowl win over Virginia Tech. Bowden was named the winner of the Paul Hornung Award as the Most Versatile Player in College Football and Max Duffy claimed the Ray Guy Award as top punter in the land.

Despite the distractions of the Covid-19 pandemic, Kentucky made its fifth-consecutive postseason appearance in 2020 and notched its third-straight bowl win by knocking off North Carolina State in the TaxSlayer Gator Bowl -- making Mark Stoops the first coach in school history to take UK to five-straight bowl games.

Another 10-win season came in 2021, just the fourth in UK history and second under Stoops. Highlights featured the first home win over Florida since 1986, a third-straight Governor's Cup triumph over Louisville and a dramatic come-from-behind over Iowa in the Vrbo Citrus Bowl. The Wildcats had three All-Americans, offensive tackle Darian Kinnard; defensive end and big-play machine Josh Paschal; and record-setting wide receiver Wan'Dale Robinson.

Despite a number of injuries and other obstacles, the 2022 squad posted seven wins and extended its school-record bowl streak to seven consecutive postseason appearances. Highlighting the season was a 26-16 win at No. 12/19 Florida, giving Stoops his school-record 61st career victory and marking the first back-to-back defeats of the Gators since 1976-77.

Under Stoops, Wildcats also have been recognized for their all-around excellence. Linebacker Courtney Love won the 2017 Danny Wuerffel Trophy and tight end C.J. Conrad the 2018 Pop Warner Award, both emblematic of exemplary community service and excellence on the field and in the classroom. Kentucky has had 17 players selected for the Allstate AFCA Good Work Team, third-most of any school, with Kenneth Horsey the most recent selection in 2021. Josh Paschal, who overcame cancer to become a leader on the team, in the community and in the classroom, received the 2021 Jason Witten Collegiate Man of the Year award.

Another milestone of the Stoops era was the 2015 re-imagination of Commonwealth Stadium, a renovation that cost \$126 million and made the place more fan-friendly with wider concourses, more restrooms and concessions areas, bench-back seats throughout most of the stadium and new premium spaces and suites. The venue was renamed Kroger Field in 2017 and the playing surface is named C.M. Newton Grounds in honor of the former director of athletics.



WILDCAT TRADITIONS & LEGENDS

Below is a closer look at some of the traditions and history which has molded the past 132 seasons of Kentucky football. Some of the anecdotes were derived from the book, "The Wildcats," which was written by former UK Sports Information Director Russell Rice.

1A And 1B

During the course of his legendary career, Coach Paul "Bear" Bryant was known as an innovator of introducing changes in the game of football. One change Bryant introduced during his tenure at Kentucky was the use of a unique number system to identify twins Harry and Larry Jones, who both lettered three years (1950-52) with the Wildcats. Harry wore 1A and Larry wore 1B. Harry led the Wildcats in all-purpose yardage in 1951 with 964 while Larry led UK in kickoff returns (21.1 avg) in 1952.

Blue and White

The University of Kentucky adopted blue and white as its official colors in 1892. Originally, UK students had decided on blue and yellow prior to the Kentucky-Centre football game on Dec. 19, 1891. The shade of blue came about when a student asked the question, "What color blue?" Richard C. Stoll, who lettered on the 1893-94 football teams, pulled off his necktie and held it up. The students adopted that particular shade of blue in Stoll's necktie. A year later, UK students dropped yellow for white.

Rich Brooks

Rich Brooks coached the Wildcats from 2003-09 and became the first coach in school history to go to four-straight bowl games. After enduring three years of rebuilding caused by an NCAA probation, Brooks guided UK to postseason play from 2006-09, winning a school-record three straight bowls following the 2006, '07 and '08 seasons. In 2023, the new playing surface in the Nutter Field House was named the "Rich and Karen Brooks Field" in honor of the coach and his wife.

Paul "Bear" Bryant

Paul Bryant, one of the greatest coaches in college football history, spent eight years at UK (1946-53) and produced a 60-23-5 (.710 pct.) record. He led the Wildcats to four bowl games and their first Southeastern Conference title in 1950. He coached such UK stars as George Blanda, Jerry Claiborne, Bob Gain, Babe Parilli, Doug Moseley, Wilbur Jamerson and Steve Meilinger.

UK Cheerleaders 24-Time National Champions

The Kentucky cheerleading squad won an unprecedented 24th national cheerleading championship in 2019 at the competition sponsored by the Universal Cheerleaders Association. The cheerleaders have won the UCA national title in 1985, 1987, 1988, 1992, 1995-2002, 2004-06, 2008-10, 2012, 2014, and 2016-19. They have been the runners-up on seven occasions and they finished third in 2020 and 2021. Ryan Martin O'Connor was named the head coach in June of 2020. A total of 45 students comprise the Blue and White squads.

Jerry Claiborne

After lettering three years (1946-49) as a player and serving two seasons (1952-53) as an assistant coach at Kentucky, Jerry Claiborne returned to his alma mater in 1982 as UK's 31st head football coach. Claiborne stepped down after 28 years as a collegiate head coach in 1989. He led the Wildcats to two bowls and four non-losing seasons. During his era, Kentucky placed more players (68) on the SEC Academic Honor Roll than any league school, including a then-record 17 in 1989. Claiborne also led UK to a national academic title by capturing the 1989 CFA Academic Achievement Award. His eight-year UK record was 41-46-3. Overall, Claiborne finished 21st among Division I coaches with 179 career victories and 179-122-8 in all games. He was inducted into the College Football Hall of Fame in Aug. 2000.

CFA Academic Achievement Award

The University of Kentucky became the first Southeastern Conference institution to win the College Football Association Academic Achievement Award after claiming the prestigious honor in 1989. The Academic Achievement Award is given to the CFA institution with the highest graduation rate of its football program based on a five-year period. UK had graduated 90 percent (18 of 20) of its incoming freshman signee class of 1983, thus earning the honor in May, 1989. A year earlier (1988), UK finished second with a graduation rate of 90.5 percent. Kentucky earned honorable mention honors in 1988, '91, '93, '94 and 2010, for having graduated better than 70 percent of its incoming freshman class.

Blanton Collier And The Staff

Blanton Collier had the challenge of following Paul Bryant as head football coach at the University of Kentucky. But, Collier posted a fine 41-36-3

record in eight seasons at UK. Kentuckians best remember Collier for his record against arch-rival Tennessee which stood at 5 wins, 2 losses, and 1 tie. Standouts such as Howard Schnellenberger, Lou Michaels, Tom Hutchinson, Bobby Cravens, Calvin Bird and Irv Goode played under Collier. One fascinating item in Collier's tenure was the football coaching staff he assembled in 1959. The 1959 UK staff included Collier, Ed Rutledge, Howard Schnellenberger, Ermal Allen, Don Shula, John North, Bob Cummings and Bill Arnsparger.

Fran Curci

The Fran Curci era (1973-81) was one of ups and downs at the University of Kentucky. Curci remained at UK for nine seasons, the longest tenure of any UK football coach, and posted a 47-51-2 record. The ups consisted of sharing the 1976 Southeastern Conference title with Georgia, a 21-0 blanking of North Carolina in the '76 Peach Bowl, and a 1977 squad which boasted a 10-1 record and No. 5 national ranking. The down was probation which forced the '77 squad to miss a certain bowl invitation.

DiGiuro Scholarship

The Trent DiGiuro Memorial Scholarship was established in the autumn of 1994 in honor of the Wildcat offensive guard who died in July of that year. The scholarship is awarded each year to a walk-on football player who has completed his eligibility, maintained a cumulative grade point average of at least 2.5, and has exemplified the dedication, determination, hard work and leadership typified by Trent DiGiuro. If there is no suitable walk-on candidate that year, the scholarship will go to a team manager or trainer who meets the above criteria. The scholarship was established by DiGiuro's family and friends.

Forward Pass

The first forward pass attempted by a University of Kentucky football player was thrown on Oct. 13, 1906, by quarterback Earl Stone as the Wildcats faced Eminence Athletic Club. This was the first year the forward pass was legalized by national rules. Accounts from this early contest do not indicate if the first forward UK pass was completed.

Goalposts

The Commonwealth Stadium goalposts have been torn down twice since the stadium opened in 1973.

They were first toppled on Oct. 4, 1997, following Kentucky's 40-34 overtime win vs. Alabama. It was Kentucky's first victory against the Crimson Tide in

75 years, prompting the UK student body to storm the field. "If I weren't so old, I'd have torn them down myself," said then-UK Athletics Director C.M. Newton.

It happened again on Nov. 4, 2006, after the Wildcats' dramatic 24-20 triumph over Georgia. It was UK's first win over the Bulldogs in 10 years and the crowd brought down the east goalpost.

Citing safety concerns, UK has installed collapsible goalposts, which prevent repeats of the popular -- but potentially dangerous -- celebration ritual.

Governor's Cup

The Governor's Cup was created in 1994 as the trophy for the winner of the Kentucky-Louisville game. Donated by Kroger at a cost of \$23,000, the Governor's Cup stands 33 inches tall and weighs 110 pounds. The trophy's base and upright columns are hand-milled black marble. The glass components are comprised of Optic grade crystal. All metal parts are 23-karat, gold-plated brass. The cup itself is solid pewter with a 23-karat gold-plated finish. The Governor's Cup was designed by Kendall Costner and sculpted by James Corcoran of Bruce Fox, Inc. The UK-U of L series was renewed in 1994 with the Wildcats winning the game, 20-14.

Homecoming Games

As is the case of most institutions, Homecoming football games are special. Kentucky is no exception. Alumni and old friends converge on the UK campus each fall for Homecoming Day, highlighted by a Kentucky football game. The first Homecoming Day occurred on Nov. 25, 1915, as Kentucky defeated Tennessee, 6-0. Though records are sketchy, Kentucky has hosted a Homecoming game every year since 1946 and owns a 57-21 record in those 77 contests.

The Immortals

Simply known as "The Immortals," the 1898 University of Kentucky football squad still remains as the only undefeated, untied, and unscored on Wildcats club in school history. The Immortals outscored opponents 180-0 while posting a perfect 7-0 record. Roscoe Severs served as team captain under coach W.R. Bass. The closest of all seven games was a 6-0 victory over Centre College.

Cawood Ledford

The legendary "Voice of the Wildcats" was none other than Cawood Ledford. For 39 years, Cawood called Wildcats football and basketball. His voice alone symbolized UK Athletics. Cawood called his last UK football game vs. Tennessee on Nov. 23,



1991, and retired from the microphone following the 1991-92 basketball season.

The Legend of Lynn (Bowden)

Lynn Bowden Jr. etched his name into program lore in 2019 after injuries at quarterback forced him to return to the position for the first time since high school. All he did was set a school record for career and single-season rushing yards by a quarterback, break the SEC's single-game rushing mark by a quarterback, turn in the second-highest single-game rushing total in UK history, highest single-season yards per rush attempt average and deliver at least 100 rushing yards in seven of his eight starts at quarterback (missed an eighth by a single yard vs. Georgia). The Wildcats won six of his eight starts at quarterback while advancing to a fourth-straight bowl game and re-writing the school's record books for rushing production. He won the 2019 Paul Hornung Award for the nation's most versatile athlete and was a first-team All-American and All-SEC selection. He is believed to be the only player in college football history to lead his team in rushing, passing and receiving yardage in the same season.

Mascots

The Wildcat mascot originated during the 1976-77 year at Kentucky. Gary Tanner was the original Wildcat, entertaining fans at Commonwealth Stadium, Rupp Arena and Memorial Coliseum during athletic events.

Today, the Wildcat mascot also attends academic functions and generally serves as a friendly ambassador for the University.

Scratch, another costumed mascot, was unveiled in August of 1996. During UK games, the Wildcat and Scratch entertain with enthusiastic dances and cheers.

In the past, UK had a live wildcat mascot that has resided in the Kentucky Department of Fish and Wildlife's Salato Wildlife Center three miles west of Frankfort on US 60. The most recent live mascot was named "Blue." Through the years, UK has had other official live mascots with colorful names. Records indicate that the first wild animal, named "Tom," was given to the University in 1921. Other live mascots followed, including "TNT," "Whiskers," "Hot Tamale" and "Colonel."

Minus Ninety-Three

The University of Kentucky holds the Southeastern Conference record for fewest yards allowed rushing in a single game. Kentucky limited Kansas State

to minus-93 yards on the ground as UK defeated Kansas State, 16-3, on Sept. 19, 1970, in Lexington. Kentucky defenders sacked KSU quarterbacks Lynn Dickey (2) and Max Arreguin (5) seven times while intercepting three of their passes. Ironically, KSU outgained UK in total offense 214-107 as Dickey and Arreguin combined for 307 yards in the air.

National Champions

Kentucky is the 1950 national champion, according to Jeff Sagarin, who handles computer rankings for USA Today. Sagarin, who has generated computer ratings since the 1970s, has reconstructed earlier seasons and his computer rates the Wildcats as tops for the 1950 campaign.

At the time, the national champs were crowned after the regular season but before the bowl games. UK finished the regular season with a 10-1 record and No. 7 ranking before knocking off No. 1 Oklahoma, 13-7, in the Sugar Bowl. Four teams can lay claim to the 1950 title, according to the official NCAA record book. Six selectors went with Oklahoma (final record 10-1), six picked Tennessee (11-1), two chose Princeton (9-0), and one – the Sagarin ratings – named Kentucky (11-1).

The First Night Game

The University of Kentucky was one of the first institutions to play intercollegiate football at night. The first UK home night game was played on Oct. 5, 1929, at Stoll Field as Kentucky defeated Maryville, 40-0. Kentucky did not play more than one home night game per season until 1946.

Night Games

Kentucky began holding its October home football games during the evening hours in 1949. UK and Keeneland Race Course, located in Lexington, have enjoyed a close relationship through the years and assist in giving UK faithful an opportunity to enjoy two of the Commonwealth's best-loved events in October — football and horse racing. With the traditional post time at Keeneland for the thoroughbred races at 1:15 p.m., UK began moving its October home games to night during the 1949 season. The only occasion UK has not conducted its October home games in the evening is to accommodate live national or regional television.

Nate Northington

Nate Northington of Louisville became the first black player to sign with the University of Kentucky and a Southeastern Conference institution. Northington signed a national letter-of-intent with UK in December of 1965. He later became the first



KENTUCKY FIGHT SONG

On, on U of K,
we are right for the fight today,
Hold that ball and hit that line,
Every Wildcat star will shine,
We'll fight, fight, fight,
For the blue and white,
As we roll to that goal, varsity,
And we'll kick, pass and run,
'til the battle is won,
And we'll bring home the victory.

MY OLD KENTUCKY HOME

The sun shines bright
on my old Kentucky home,
'Tis summer, the people are gay;
The corntop's ripe
and the meadow's in the bloom,
While the birds make music all the day.

(Chorus)

Weep no more, my lady!
Oh! Weep no more today!
We will sing one song
for my old Kentucky home,
For my old Kentucky home far away.

The young folks roll
on the little cabin floor,
All merry, all happy, and bright;
By-n-by hard times
come a-knocking at the door,
Then my old Kentucky home, goodnight!

UK ALMA MATER

Hail Kentucky, Alma Mater!
Loyal sons and daughters sing;
Sound her praise with voice united;
To the breeze her colors fling.
To the Blue and White be true;
Badge triumphant age on age;
Blue, the sky that o'er us bends;
White, Kentucky's stainless page.

African-American football player to play in an SEC vs. SEC game, appearing in the UK-Ole Miss game in Lexington on Sept. 30, 1967.

Northington, who was known as "Nat" during his playing days, has written an autobiography, *Still Running*, that was published in 2014. An updated edition was released in 2023.

National Defensive Player of the Year

Edge rusher Josh Allen was a pass rush terror during the 2018 season, earning an array of national honors. With 31.5 career sacks and 17 sacks in 2018, he broke UK's career and single-season records and moved up to No. 9 on the SEC career sacks chart. His 11 career forced fumbles tied former Wildcats and current Chicago Bear Danny Trevathan for UK's career mark (forced fumbles stats available since 1988). He led the team with 88 tackles and paced the SEC in sacks, tackles for loss (21.5) and forced fumbles (5). He also was among the NCAA leaders in sacks, TFL and forced fumbles. A summary of his accolades are:

- Bronko Nagurski Award, National Defensive Player of the Year
- Chuck Bednarik Award, National Defensive Player of the Year
- Ronnie Lott IMPACT Trophy, National Defensive Player of the Year
- Jack Lambert Award, National Linebacker of the Year
- Birmingham Monday Morning Quarterback Club SEC Lineman of the Year
- SEC Defensive Player of the Year (AP, Coaches, Athlon, ESPN)
- First-Team All-SEC (AP, Coaches, Athlon, ESPN, Phil Steele)
- Unanimous First-Team All-American

Outland Trophy

Two-time All-American Bob Gain is the only player in University of Kentucky football history to be awarded the Outland Trophy, signifying the best interior lineman in collegiate football. Gain was awarded the 1950 Outland Trophy after helping lead UK to its first Southeastern Conference title and a 10-1 regular-season record. Besides being the first UK player to claim the award, Gain was also the first SEC player to be given the award.

The Prince of Wales

The Kentucky Wildcats gave Prince Charles, the Prince of Wales, his first taste of American football on Oct. 22, 1977. That's right, Prince Charles' first football game was the UK-Georgia matchup at



Athens. Prince Charles was introduced to UK Coach Fran Curci and All-American Art Still at halftime. After looking at the 6-6 Still, Prince Charles said, "You're a tall one aren't you?" Still and Co. blanked the Bulldogs on this day, 33-0, on their way to a 10-1 record.

Red Doc, Black Doc

A pair of cousins named William Rodas played football for the University of Kentucky during the early 1900s. To distinguish one from the other, one was nicknamed "Red Doc" and the other "Black Doc." William "Red Doc" Rodas lettered three years (1909, 11-12) as a 140-pound halfback and defensive end. William "Black Doc" Rodas lettered two years (1915-16) as quarterback. Black Doc was considered by many to be one of the best open-field runners in that era. He also placekicked and personally delivered UK's 6-0 victory over Tennessee in 1915 with field goals of 45 and 43 yards.

Russell Rice

Longtime UK sports information director Russell Rice was recognized as the historian of Wildcats football. Rice retired from the UK Athletics Department in 1989 after serving 18 years as sports information director. He came to UK in 1967 as assistant SID, then was named sports information director in 1969. Rice authored the book, "The Wildcats," which details Kentucky football and its history. After his retirement from UK, Rice wrote a weekly historical column for The Cats' Pause magazine and continued to be a rich historical resource for the UK media relations office. He was inducted into the UK Athletics Hall of Fame in 2012. Rice passed away in 2015.

John Schlarman

One of the most beloved Wildcats in Kentucky history is John Schlarman. A native Kentuckian, Schlarman was an offensive guard for the Wildcats from 1993-97, earning first-team All-SEC honors as a senior. He returned to UK in 2013 as offensive line coach but was diagnosed with a rare cancer in 2018. Despite the illness and the treatments, which took an enormous toll, he continued to coach into the 2020 season, keeping the focus on his offensive linemen while inspiring the entire team and the Big Blue Nation. Schlarman's last game on the sidelines was Oct. 17 as his "Big Blue Wall" turned in a dominant performance in a 34-7 win at Tennessee, UK's first win in Knoxville in 36 years. Schlarman passed away November 12, 2020.

Stoll Field/McLean Stadium

Stoll Field/McLean Stadium was the first home for Kentucky football. The stadium was located adjacent to Memorial Coliseum and served as UK's football home since 1916. The University Board of Trustees voted to name the playing field "Stoll Field" and the actual grandstand structures as "McLean Stadium," thus the often confusing double names. Stoll Field was named in honor of the late Judge Richard C. Stoll, a prominent alumnus, trustee and benefactor of UK. Stoll Field was dedicated on Oct. 14, 1916. McLean Stadium was dedicated on Nov. 1, 1924, in memory of Price Innes McLean, a regular center on the 1923 UK squad who died as a result of injuries sustained in the Kentucky-Cincinnati game on Nov. 6, 1923. The final seating capacity of Stoll Field/McLean Stadium was 37,000 during its last year of use, 1972.

The Thin Thirty

When Blanton Collier stepped down as head football coach at Kentucky following the 1961 season, UK promptly named former Wildcats player Charlie Bradshaw as its 28th coach. Bradshaw inherited a squad of 88 players left from Collier's 5-5-0 team in '61. Bradshaw promised his new UK squad hard work and talked of training to an absolute peak of condition. His conditioning tactics took their toll as more than 50 players left the squad, leaving 30 to open the season against Florida State and prompting the name "Thin Thirty." The Thin Thirty finished 3-5-2 with victories over Detroit (27-8), Vanderbilt (7-0) and arch-rival Tennessee (12-10). The ties were against Florida State (0-0) and Georgia (7-7).

Wildcats Nickname

The nickname "Wildcats" became synonymous with UK shortly after a 6-2 football victory at Illinois on Oct. 9, 1909. Commandant Philip Carbusier, then head of the military department, told a group of students in a chapel service following the game that the Kentucky football team had "fought like wildcats." The nickname grew in popularity and was adopted by the university.

Winning Streak

Kentucky ended one of the longest winning streaks in college football history when the Wildcats faced Oklahoma in the 1951 Sugar Bowl.

Kentucky was coming off its first Southeastern Conference title and brought in a 10-1 record. Oklahoma entered as national champions and riding a 31-game winning streak. A pair of Wilbur Jamerson scores - a 22-yard pass from Babe Parilli

and a one-yard run - was all UK needed in picking up a 13-7 upset of the Sooners.

At the time, the 31-game winning streak was the fifth-longest in NCAA history and today it still ranks as the ninth-longest in NCAA history.

The Year (1977-78)

Perhaps the most successful year in UK Athletics occurred during the 1977-78 academic year at the University of Kentucky. The 1977 Wildcats football squad, under Fran Curci, raced to a 10-1 record and ended the year ranked No. 5 by The Sporting News. Highlights were victories over North Carolina (10-7), West Virginia (28-13), Penn State (24-20), LSU (33-13), Georgia (33-0), Florida (14-7) and Tennessee (21-17). On the basketball side, UK wrapped up its fifth NCAA title by defeating Duke, 94-88, at St. Louis. The UK basketballers ended the campaign with a 30-2 record under Joe B. Hall.

The Year (1950-51)

An argument to the most successful year in UK Athletics is the 1950-51 academic year. UK football, under Paul Bryant, ended the 1950 regular season with a 10-1 record and ranked No. 7 nationally by both A.P. and U.P.I. The Wildcats then proceeded to snap national champion Oklahoma's 31-game winning streak with a 13-7 victory in the Sugar Bowl. Kentucky has been named national champion for the 1950 season by the Sagarin Ratings. On the basketball front, Adolph Rupp gave UK its third national title by defeating Kansas State, 68-58, at Minneapolis, Minn. The Wildcats ended the year 32-2.

A Year Like None Other (2020)

With the onset of the Covid-19 pandemic, the 2020 season was like none other in college football history. Implementing a set of protocols to help keep players and coaches safe while continuing to compete, the Southeastern Conference managed to navigate the uncertainties and begin the season on Sept. 26 with a 10-game, SEC-only regular season. Kroger Field was limited to 20 percent capacity as no tailgating was allowed and masks were required for spectators. In addition to the challenges of Covid, the Wildcats also had to deal with the absence of teammate Chris Oats, who was sidelined by a serious medical issue, and the death of beloved offensive line coach John Schlarman after a two-year struggle with cancer. Despite the difficulties, Kentucky managed some highlights on the field -- the first win at Tennessee since 1984, a Senior Night victory over South Carolina, and a win over North Carolina State in the TaxSlayer Gator Bowl.



PIONEERS OF INTEGRATION IN THE SEC

Kentucky Wildcats Nate Northington, Greg Page, Wilbur Hackett and Houston Hogg were the pioneers of integration for Southeastern Conference football. In 1966, Northington and Page became the first African-American football players to enroll at an SEC school and played for the UK freshman team. A year later, Hackett and Hogg followed in their footsteps. On Sept. 23, 1967, Northington played his first varsity game. On Sept. 30, 1967 –

a day after Page, his close friend and classmate, passed away following a tragic accident – Northington became the first African-American in an SEC game when UK played Ole Miss. Hackett and Hogg would carry on Northington and Page's trailblazing legacy, with Hackett becoming the first African-American team captain in any sport at an SEC school in 1969.



Nate Northington

A native of Louisville and an All-State performer at Thomas Jefferson High School, Nate Northington was recruited by Kentucky Gov. Edward T. Breathitt, University of Kentucky President John W. Oswald and UK football head coach Charlie Bradshaw to break the Southeastern Conference's football color barrier. Embracing the opportunity to be a trailblazer and accepting the monumental challenges that came with it, Northington signed with UK and enrolled in 1966. The defensive back spent his first season as a Wildcat as a member of the freshman team before making his varsity debut on Sept. 23, 1967. A week later – and a day following the passing of Greg Page, his close friend and fellow trailblazer – became the first African-American to play in an SEC game when UK played host to Ole Miss. Northington would later transfer to Western Kentucky, but not before encouraging Wilbur Hackett and Houston Hogg to stay and finish the noble work he and Page started.



Greg Page

Greg Page, a talented defensive end hailing from Middlesboro, enrolled at the University of Kentucky in 1966 in the height of the Civil Rights movement. Poised to break the Southeastern Conference color barrier in football, Page played with close friend Nate Northington on the freshman team in his first season before moving up to varsity a year later. Before he could play in his first game, Page suffered a neck injury in a tragic accident in practice on Aug. 22, 1967. Left paralyzed, Page remained in intensive care for the next 38 days – during which Northington often visited Page – before passing away. His passing came one day before Northington became the first African-American to play in an SEC game. Though he was not on the field for the groundbreaking moment, his courage had helped pave the way for it and forever changed the face of sports in the South.




The statue honoring the four UK players who broke the color barrier in Southeastern Conference football – Nate Northington, Greg Page, Wilbur Hackett and Houston Hogg – was unveiled on Sept. 22, 2016.

The statue commemorates the playing careers and lives of the first four African-American football




players in SEC history. It is located on a pedestal in the plaza between the Joe Craft Football Training Facility and Kroger Field, positioned to remind fans, coaches and players of the incredible contributions made by Northington, Page, Hackett and Hogg to the University of Kentucky, the SEC and college football on a national level.



Wilbur Hackett

Hailing from Louisville, Wilbur Hackett came to the University of Kentucky in 1967 after a standout high-school career at Manual, where he was named All State and a Parade Magazine All-American. Heeding Nate Northington's advice to continue to break racial barriers at UK, Hackett joined the varsity team as a sophomore in 1968. In spite of receiving death threats and needing armed guards for one Southeastern Conference road trip, Hackett remained steadfast and became a three-year starter at linebacker. He received Sophomore All-SEC honors in 1968, honorable mention All-SEC recognition as a junior and was Kentucky's Co-Most Valuable Player as a senior. Even more notably, he became the first African-American team captain in any sport in SEC history in 1969, cementing his legacy as one of the foremost pioneers of racial integration in collegiate athletics.



Houston Hogg

Starting his career in Hazard before finishing high school at Daviess County in Owensboro, Houston Hogg followed in the footsteps of Nate Northington and Greg Page in enrolling at the University of Kentucky in 1967. A running back, Hogg lettered for Kentucky in 1969 and 1970 as one of the first African-American football players in the history of the Southeastern Conference. Hogg faced prejudice throughout his career – played during tumultuous times in America – but did not let the racism of others deter him from completing his career and graduating from UK. Hogg's resoluteness and sacrifice were instrumental in paving the way for equality at the University of Kentucky and in both the SEC and college sports nationwide.



ALL-AMERICANS

First-Team All-Americans

1942	Clyde Johnson, Tackle (AP)
1949	Bob Gain, Tackle (All-Players, NY Sun, NEA)
1950	Bob Gain, Tackle (AP, UPI, INS, Camp, NEA, CP, FWAA-Look, AAB, FD, NYNews)
1950	Babe Parilli, Quarterback (AP, INS, Camp, Colliers, NY News, Sporting News, AAB)
1951	Babe Parilli, Quarterback (UP, INS, Camp, NEA, CP, AAB, NY News, All-Players)
1951	Doug Moseley, Center (AP, FWAA-Look)
1952	Steve Meilinger, End (NEA, All-Players)
1953	Steve Meilinger, End (NEA, Colliers, AAB)
1953	Ray Correll, Guard (FWAA-Look, Chicago Tribune)
1955	Howard Schnellenberger, End (AP)
1956	Lou Michaels, Tackle (UPI, NA, Camp, Colliers, NY News)
1957	Lou Michaels, Tackle (AP, NEA, Camp, FWAA-Look, Coaches, NY News, Sporting News)
1961	Irv Goode, Center (Time)
1963	Herschel Turner, Tackle (Time)
1965	Sam Ball, Tackle (UPI, NEA, Camp, FWAA-Look, Coaches, Time, Sporting News)
1965	Rodger Bird, Halfback (Time, NBC)
1965	Rick Norton, Quarterback (Time, NBC)
1974	Elmore Stephens, Tight End (Time)
1974	Rick Nuzum, Center (NEA)
1976	Warren Bryant, Tackle (Coaches, Camp)
1977	Art Still, End (AP, UPI, NEA, Coaches, FWAA, Camp, Sporting News, Football News)
1989	Mike Pfeifer, Off. Tackle (Football News, Mizlou)
1998	Tim Couch, Quarterback (Camp, FWAA, AAFF)
1999	James Whalen, Tight End (AP, Camp, FWAA, AAFF, CNN/SI, CBS SportsLine)
2002	Derek Abney, Kick Returner (AP, FWAA, Camp, Sporting News, ESPN, CBS SportsLine, CNN/SI, College Football News)
2002	Glenn Pakulak, Punter (CBS SportsLine)
2010	Randall Cobb, All-Purpose Player (AP, SI.com, ESPN.com)
2010	Danny Trevathan, Linebacker (CollegeFootballNews.com)
2018	Josh Allen, Linebacker (Camp, SI, TheAthletic.com, ESPN, AP, College Football News, FWAA, Sporting News, USA Today, CBS, AFCA, Athlon, Phil Steele)

2018	Jervontius "Bunchy" Stallings, Offensive Guard (AP, The Athletic)
2019	Lynn Bowden Jr., All-Purpose (Athlon, AP, ESPN.com, AFCA FBS Coaches, SI.com, CBS Sports, Phil Steele, Sporting News, USA Today, TheAthletic.com)
2019	Max Duffy, Punter (AP, Athlon, FWAA, Walter Camp, AFCA Coaches, ESPN.com, Phil Steele, Sporting News, USA Today, TheAthletic.com)
2020	Darian Kinnard, Off. Tackle (Pro Football Focus)
2021	Darian Kinnard, Off. Tackle (AFCA, AP, FWAA, Walter Camp, Phil Steele, CBS Sports, Reese's Senior Bowl)

Second-Team All-Americans

1949	Bob Gain, Tackle (FWAA-Look)
1956	Lou Michaels, Tackle (FWAA-Look)
1970	Dave Roller, Def. Tackle (NEA)
1971	Joe Federspiel, Linebacker (AP)
1972	Sonny Collins, Tailback (NEA)
1976	Warren Bryant, Off. Tackle (AP, Football News, NEA)
1983	Paul Calhoun, Safety/Punter (The Sporting News)
1990	Randy Holleran, Linebacker (Football News)
1994	Melvin Johnson, Free Safety (Gannett News Service)
1998	Tim Couch, Quarterback (AP, Football News)
1999	James Whalen, Tight End (Football News)
2002	Glenn Pakulak, Punter (Camp, College Football News)
2003	Derek Abney, Kick Returner (AP)
2008	Trevard Lindley, Cornerback (Camp, CollegeFootballNews.com)
2010	Randall Cobb, All-Purpose Player (Rivals.com, CollegeFootballNews.com, Phil Steele's College Football)
2011	Danny Trevathan, Linebacker (SI.com)
2018	Benny Snell Jr., Running Back (Camp, College Football News, USA Today, AFCA)
2018	Jervontius "Bunchy" Stallings, Offensive Guard (SI.com, USA Today, Athlon)
2019	Logan Stenberg, Offensive Guard (FWAA, Phil Steele)
2019	Max Duffy, Punter (SI.com, CBS Sports)
2020	Darian Kinnard, Offensive Tackle (CBS/247sports, The Sporting News)
2020	Drake Jackson, Center (Pro Football Focus)
2020	Chris Rodriguez, Running Back (Pro Football Focus)
2021	Darian Kinnard, Off. Tackle (The Sporting News, Pro Football Focus, TheAthletic.com, USA Today)



- 2021 Josh Paschal, Defensive End (CBS/247Sports, USA Today)
2021 Wan'Dale Robinson, Wide Receiver (PFF)

Third-Team All-Americans

- 1950 Al Bruno, End (AP, UPI)
1962 Tom Hutchinson, End (Coaches)
1963 Herschel Turner, Tackle (UPI)
1974 Sonny Collins, Tailback (Football News)
1975 Warren Bryant, Off. Tackle (Football News)
1976 Derrick Ramsey, Quarterback (AP, Football News)
1984 Paul Calhoun, Safety/Punter (AP)
1989 Oliver Barnett, Def. Tackle (AP)
1998 Craig Yeast, Wide Receiver (Football News)
1999 James Whalen, Tight End (The Sporting News)
2001 Dennis Johnson, Def. End (Football News)
2001 Glenn Pakulak, Punter (Football News)
2002 Glenn Pakulak, Punter (AP)
2008 Trevard Lindley, Cornerback (Phil Steele's College Football)
2011 Danny Trevathan, Linebacker (Rivals.com)
2012 Larry Warford, Off. Guard (AP, Phil Steele's College Football)
2014 Alvin "Bud" Dupree, DE/LB (Phil Steele's College Football)
2018 Benny Snell Jr., Running Back (AP, Phil Steele, Athlon)
2018 Jervontius "Bunchy" Stallings, Offensive Guard (Athlon, Phil Steele)
2020 Darian Kinnard, Offensive Tackle (AP)
2020 Max Duffy, Punter (Pro Football Focus)



ALL-SEC SELECTIONS

First Team

1933	Ralph Kercheval, Back (AP)	1981	Andy Molls, Def. Back (AP)
1934	Bert Johnson, Back (AP)	1983	Paul Calhoun, Punter (AP)
1942	Clyde Johnson, Tackle (AP)	1984	George Adams, Tailback (AP, UPI)
1944	Wash Serini, Tackle (AP)	1984	Paul Calhoun, Def. Back (AP, UPI, Coaches)
1946	Wallace Jones, End (AP)	1987	Jerry Reese, Def. Line (Coaches)
1947	Jay Rhodemyre, Center (AP)	1988	Randy Holleran, Linebacker (AP)
1949	Bob Gain, Tackle (AP)	1989	Oliver Barnett, Def. Line (AP, UPI, Coaches)
1949	Harry Ulinski, Center (AP)	1989	Mike Pfeifer, Off. Tackle (AP, UPI, Coaches)
1950	Bob Gain, Tackle (AP, UPI)	1990	Randy Holleran, Linebacker (AP, Coaches)
1950	Babe Parilli, Quarterback (AP, UPI)	1991	Doug Pelfrey, Kicker (AP)
1951	Doug Moseley, Center (AP, UPI)	1993	Marcus Jenkins, Safety (Coaches)
1951	Steve Meilinger, End (AP, UPI)	1993	Marty Moore, Linebacker (AP, Coaches)
1951	Babe Parilli, Quarterback (AP, UPI)	1994	Melvin Johnson, Free Safety (AP)
1951	Gene Donaldson, Guard (AP)	1995	Moe Williams, Tailback (AP, Coaches)
1952	Steve Meilinger, End (AP, UPI)	1997	John Schlarman, Offensive Guard (AP)
1953	Ray Correll, Guard (AP)	1998	Tim Couch, Quarterback (AP, Coaches)
1953	Steve Meilinger, End (AP, UPI)	1998	Craig Yeast, Wide Receiver (AP, Coaches)
1954	Bob Hardy, Quarterback (AP)	1998	Kris Comstock, Off. Tackle (AP)
1955	Howard Schnellenberger, End (AP, UPI)	1999	Andy Smith, Punter (AP, Coaches)
1956	Lou Michaels, Tackle (AP, UPI)	1999	James Whalen, Tight End (AP, Coaches)
1957	Lou Michaels, Tackle (AP, UPI)	1999	Jeff Snedegar, Linebacker (Coaches)
1960	Tom Hutchinson, End (AP)	2000	Derek Smith, Tight End (AP, Coaches)
1961	Tom Hutchinson, End (AP, UPI)	2000	Omar Smith, Offensive Lineman (AP)
1962	Tom Hutchinson, End (AP, UPI)	2001	Derek Abney, All-Purpose (AP)
1962	Junior Hawthorne, Tackle (AP)	2001	Dennis Johnson, Defensive End (AP)
1963	Herschel Turner, Tackle (UPI)	2001	Glenn Pakulak, Punter (AP)
1964	Rodger Bird, Halfback (AP, UPI)	2002	Derek Abney, Kick Returner (AP, Coaches)
1964	Rick Kestner, End (AP, UPI)	2002	Antonio Hall, Off. Tackle (Coaches)
1965	Sam Ball, Tackle (AP, UPI)	2002	Glenn Pakulak, Punter (AP, Coaches)
1965	Rodger Bird, Halfback (AP, UPI)	2002	Artose Pinner, Running Back (AP, Coaches)
1965	Rick Kestner, End (UPI)	2003	Derek Abney, Kick Returner (AP, Coaches)
1967	Dicky Lyons, Fullback (UPI)	2003	Antonio Hall, Off. Tackle (AP, Coaches)
1968	Dicky Lyons, Halfback (AP, UPI)	2005	Rafael Little, All-Purpose (AP)
1969	Dave Roller, Def. Tackle (AP, UPI)	2006	Keenan Burton, All-Purpose (AP)
1970	Dave Roller, Def. Tackle (AP, UPI)	2006	Jacob Tammé, Tight End (AP, Coaches)
1971	Joe Federspiel, Linebacker (AP, UPI)	2006	Wesley Woodyard, Linebacker (Coaches)
1973	Sonny Collins, Tailback (AP, UPI)	2007	Jacob Tammé, Tight End (AP, Coaches)
1973	Darryl Bishop, Def. Back (UPI)	2007	Wesley Woodyard, LB (AP, Coaches)
1973	Jim "Bubba" McCollum, Def. Line (UPI)	2008	Micah Johnson, Linebacker (Coaches)
1974	Warren Bryant, Off. Tackle (AP, UPI)	2008	Trevard Lindley, Cornerback (AP, Coaches)
1974	Sonny Collins, Tailback (AP, UPI)	2008	Tim Masthay, Punter (AP, Coaches)
1975	Warren Bryant, Off. Tackle (AP, UPI)	2009	Randall Cobb, All-Purpose Player (AP)
1975	Sonny Collins, Tailback (AP, UPI)	2009	Corey Peters, Defensive Tackle (Coaches)
1976	Warren Bryant, Off. Tackle (AP, UPI)	2010	Randall Cobb, All-Purpose (AP, Coaches)
1976	Art Still, Def. End (UPI)	2010	Danny Trevathan, Linebacker (AP, Coaches)
1977	Tom Dornbrook, Off. Guard (AP)	2011	Danny Trevathan, Linebacker (AP)
1977	Derrick Ramsey, Quarterback (AP, UPI)	2014	Alvin "Bud" Dupree, DE/LB (AP, Coaches)
1977	Art Still, Def. End (AP, UPI)	2014	Austin MacGinnis, Kicker (AP, Coaches)
1977	Mike Siganos, Def. Back (AP, UPI)	2016	Jon Toth, Center (AP)
1977	Dallas Owens, Def. Back (AP)	2017	Benny Snell Jr., Running Back (AP)
1978	Jim Kovach, Linebacker (AP, UPI)	2018	Josh Allen, LB (AP, Coaches)
1978	Dan Fowler, Off. Guard (UPI)	2018	Benny Snell Jr., Running Back (AP, Coaches)
1978	Richard Jaffe, Noseguard (UPI)	2018	Jervontius "Bunchy" Stallings (AP, Coaches)
1979	Richard Jaffe, Noseguard (AP, UPI)	2019	Lynn Bowden Jr., All-Purpose (AP, Coaches)
1980	Ken Roark, Center (AP)	2019	Max Duffy, Punter (AP)
		2019	Drake Jackson, Center (AP)
		2019	Logan Stenberg, Offensive Guard (AP)

2020 Darian Kinnard, Offensive Tackle (AP)
 2020 Landon Young, Offensive Tackle (Coaches)
 2021 Luke Fortner, Center (Coaches)
 2021 Darian Kinnard, Offensive Tackle (AP, Coaches)
 2021 Joshua Paschal, Defensive End (AP)
 2021 Chris Rodriguez Jr., Running Back (AP)

Second Team

1933 Joe Rupert, End (AP)
 1935 Bob Davis, Back (AP)
 1936 Stanley Nevers, Tackle (AP)
 1937 Ed Sydnor, Guard (AP)
 1937 Bob Davis, Back (AP)
 1938 Dave Zoeller, Back (AP)
 1939 John Eibner, Tackle (AP)
 1945 Wash Serini, Tackle (AP)
 1947 Wash Serini, Tackle (AP)
 1948 Bob Gain, Tackle (AP)
 1949 Babe Parilli, Quarterback (AP)
 1950 Doug Moseley, Center (AP)
 1950 Bill Wannamaker, Guard (AP, UPI)
 1950 Al Bruno, End (AP)
 1950 Bill Leskovar, Back (AP, UPI)
 1951 Jim Mackenzie, Tackle (AP)
 1952 Tommy Adkins, Linebacker (AP)
 1953 Ralph Paolone, Back (AP)
 1953 Ray Correll, Guard (UPI)
 1954 Bradley Mills, End (UPI)
 1954 Bob Hardy, Quarterback (UPI)
 1955 Bob Hardy, Quarterback (AP, UPI)
 1956 J.T. Frankenberger, Tackle (AP)
 1956 Dave Kuhn, Center (AP)
 1957 Bobby Cravens, Back (AP)
 1958 Bobby Cravens, Back (AP, UPI)
 1959 Calvin Bird, Back (AP)
 1962 Darrell Cox, Back (AP)
 1962 Junior Hawthorne, Tackle (UPI)
 1965 Doug Davis, Off. Guard (AP)
 1965 Larry Seiple, Back (AP)
 1965 Mike McGraw, Linebacker (AP)
 1965 Terry Beadles, Def. Back (AP)
 1966 Jeff Van Note, Def. End (AP)
 1966 Dicky Lyons, Def. Back (AP)
 1966 Jerry Davis, Def. Back (AP)
 1968 Dick Palmer, Def. End (AP)
 1968 Dave Roller, Def. Guard (AP)
 1969 Dick Palmer, Def. End (AP)
 1969 Joe Federspiel, Linebacker (AP)
 1970 Dave Hardt, Def. End (AP)
 1972 Darryl Bishop, Def. Back (AP)
 1973 Harvey Sword, Off. Tackle (AP)
 1973 Darryl Bishop, Def. Back (AP)
 1974 Rick Nuzum, Center (AP)
 1974 Mike Fanuzzi, Quarterback (AP)
 1974 John Tattersson, Punter (AP)
 1975 Jim Kovach, Linebacker (AP)
 1976 Jim Kovach, Linebacker (AP)
 1976 Mike Siganos, Def. Back (AP)
 1977 Dave Trosper, Wide Receiver (AP)

1977 Jerry Blanton, Def. Tackle (AP)
 1977 Richard Jaffe, Noseguard (AP)
 1978 Tom Kearns, Off. Guard (AP)
 1978 Richard Jaffe, Noseguard (AP)
 1978 Larry Carter, Def. Back (AP)
 1979 Felix Wilson, Wide Receiver (AP)
 1979 Tom Kearns, Off. Guard (AP)
 1979 Larry Carter, Def. Back (AP)
 1981 Don Fielder, Def. End (AP)
 1982 Andy Molls, Def. Back (AP)
 1983 Kerry Baird, Def. Back (AP)
 1984 Cam Jacobs, Linebacker (AP)
 1985 Jim Reichwein, Off. Guard (AP)
 1985 Brian Williams, Def. End (AP)
 1985 Russell Hairston, Def. Back (AP)
 1986 Joey Worley, Placekicker (AP)
 1987 Mark Higgs, Tailback (AP)
 1987 Dermontti Dawson, Off. Guard (AP)
 1987 Jerry Reese, Def. Tackle (AP)
 1987 Greg Kunkel, Off. Tackle (AP)
 1988 Oliver Barnett, Def. Tackle (AP)
 1988 Chris Chenault, Linebacker (AP)
 1989 Joel Mazzella, Off. Guard (AP)
 1989 Alfred Rawls, Tailback (AP)
 1990 Al Baker, Tailback (AP)
 1990 Rodney Jackson, Tight End (AP)
 1990 Joel Mazzella, Off. Guard (AP)
 1991 Joey Couch, Noseguard (AP)
 1992 Doug Pelfrey, Kicker (AP, Coaches)
 1992 Marty Moore, Linebacker (AP)
 1992 Todd Perry, Off. Guard (AP)
 1993 Marcus Jenkins, Safety (AP)
 1993 Moe Williams, Tailback (AP)
 1994 Melvin Johnson, Free Safety (Coaches)
 1995 Reggie Rusk, Free Safety (AP, Coaches)
 1996 Van Hiles, Cornerback (AP)
 1996 Chris Ward, Def. End (AP)
 1997 Tim Couch, Quarterback (AP)
 1997 Tremayne Martin, Strong Safety (AP, Coaches)
 1997 John Schlarmann, Offensive Guard (Coaches)
 1997 Craig Yeast, Wide Receiver (AP, Coaches)
 1998 Kris Comstock, Offensive Tackle (Coaches)
 1999 Dennis Johnson, Def. End (AP)
 1999 Anthony Wajda, Free Safety (Coaches)
 2000 Omar Smith, Offensive Lineman (Coaches)
 2001 Glenn Pakulak, Punter (Coaches)
 2002 Vincent Burns, Def. End (AP)
 2002 Antonio Hall, Off. Tackle (AP)
 2002 Jared Lorenzen, Quarterback (AP, Coaches)
 2002 Dewayne Robertson, Def. Tackle (AP, Coaches)
 2003 Muhammad Abdullah, Free Safety (Coaches)
 2003 Vincent Burns, Def. End (AP)
 2004 Muhammad Abdullah, FS/SS (AP, Coaches)
 2005 Muhammad Abdullah, FS (AP, Coaches)
 2005 Rafael Little, Tailback (Coaches)
 2006 Michael Aitcheson, Off. Tackle (Coaches)
 2006 Keenan Burton, Wide Receiver (AP, Coaches)



2006	Andre' Woodson, Quarterback (AP, Coaches)	1951	Emery Clark, Back (AP)
2007	Jeremy Jarmon, Def. End (Coaches)	1951	John Ignarski, Guard (UPI)
2007	Jason Leger, Off. Guard (AP)	1952	Bob Fry, Tackle (AP)
2007	Garry Williams, Off. Tackle (Coaches)	1954	Howard Schnellenberger, End (AP)
2007	Andre' Woodson, Quarterback (AP, Coaches)	1955	Lou Michaels, Tackle (AP)
2008	Myron Pryor, Def. Tackle (AP, Coaches)	1956	Bob Dougherty, Back (AP)
2008	Garry Williams, Off. Tackle (AP, Coaches)	1956	J. T. Frankenger, Tackle (UPI)
2009	Zipp Duncan, Off. Tackle (Coaches)	1956	Dave Kuhn, Center (UPI)
2009	Micah Johnson, Linebacker (Coaches)	1957	Bobby Cravens, Back (UPI)
2009	Trevard Lindley, Cornerback (Coaches)	1958	Bob Lindon, Tackle (AP)
2009	Derrick Locke, All-Purpose Player (AP)	1959	Bob Talamini, Guard (AP)
2009	Sam Maxwell, Linebacker (AP)	1959	Calvin Bird, Back (UPI)
2009	Corey Peters, Defensive Tackle (AP)	1960	Lloyd Hodge, Guard (AP, UPI)
2010	Larry Warford, Off. Guard (AP, Coaches)	1960	Tom Hutchinson, End (UPI)
2011	Winston Guy, Safety (AP, Coaches)	1960	Calvin Bird, Back (UPI)
2011	Danny Trevathan, Linebacker (Coaches)	1961	Dave Gash, End (UPI)
2011	Larry Warford, Off. Guard (AP, Coaches)	1961	Irv Goode, Center (UPI)
2012	Larry Warford, Off. Guard (AP, Coaches)	1961	Jerry Woolum, Quarterback (UPI)
2013	Alvin "Bud" Dupree, Defensive End (AP)	1962	Darryl Cox, Back (UPI)
2013	Avery Williamson, Linebacker (AP, Coaches)		
2015	Cory "C.J." Johnson, Defensive Tackle (AP)		
2016	Mike Edwards, Safety (AP)		
2016	Jordan Jones, Linebacker (AP, Coaches)		
2016	Jon Toth, Center (Coaches)		
2017	Josh Allen, Linebacker/Defensive End (AP)		
2017	Benny Snell Jr., Running Back (Coaches)		
2018	Lynn Bowden Jr., All-Purpose (Coaches)		
2019	Max Duffy, Punter (Coaches)		
2019	Logan Stenberg, Offensive Guard (Coaches)		
2020	Max Duffy, Punter (AP)		
2020	Darian Kinnard, Offensive Tackle (Coaches)		
2020	Drake Jackson, Center (AP, Coaches)		
2020	Landon Young, Offensive Tackle (AP)		
2021	Joshua Paschal, Defensive End (Coaches)		
2021	Wan'Dale Robinson, Wide Receiver (AP, Coaches)		
2021	Chris Rodriguez Jr., Running Back (Coaches)		
2022	Deone Walker, Defensive Tackle (AP)		
2022	Keidron Smith, Defensive Back (Coaches)		

Third Team

1934	Joe Rupert, End (AP)
1935	Stanley Nevers, Tackle (AP)
1936	Bob Davis, Back (AP)
1938	Sherman Hinklebein, Center (AP)
1938	Bill McCubbin, End (AP)
1939	Bill McCubbin, End (AP)
1940	John Eibner, Tackle (AP)
1940	Charles Ishmael, End (AP)
1941	Noah Mullins, Back (AP)
1944	Norman Klein, Back (AP)
1946	Jay Rhodemyre, Center (AP)
1947	Leo Yarutis, Guard (AP)
1948	Wallace Jones, End (AP)
1949	Don Phelps, Back (AP)
1950	Pat James, Guard (AP, UPI)
1950	Wilbur Jamerson, Back (AP, UPI)
1950	Ben Zaranka, End (UPI)
1950	Pat James, Guard (UPI)
1951	Bob Fry, End (AP)

ACADEMIC HONORS

Academic All-America Hall of Fame

2010 Jim Kovach, LB (CoSIDA)

Academic All-American

1971 Rick Muench, LB (CoSIDA, second team)
 1974 Tom Ranieri, NG (CoSIDA)
 1978 Jim Kovach, LB (CoSIDA)
 1978 Mark Keene, C (CoSIDA)
 1979 Leon Shadowen, C (CoSIDA, second team)
 1985 Ken Pietrowiak, C (CoSIDA)
 1989 Greg Lahr, OT (CoSIDA, second team)
 1991 Greg Lahr, OT (CFA)
 1992 Doug Pelfrey, PK (CFA)
 1992 Dean Wells, DE (CFA)
 1995 Mike Schellenberger, LB (CoSIDA, 2nd tm.)
 1998 Jeff Zurcher, FS (CoSIDA)
 2005 Taylor Begley, K (CoSIDA)
 2005 Hayden Lane, OT (CoSIDA)
 2005 Antoine Huffman, CB (CoSIDA, second tm.)
 2006 Hayden Lane, OT (CoSIDA)
 2007 Jacob Tamme, TE (CoSIDA)
 2007 Tim Masthay, P (CoSIDA, second team)
 2008 Tim Masthay, P (CoSIDA)
 2014 Landon Foster, P (CoSIDA, second team)
 2015 Landon Foster, P (CoSIDA)
 2015 Jordan Swindle, OT (CoSIDA, second team)
 2018 Blake Best, LS (CoSIDA, second team)
 2018 Miles Butler, K (CoSIDA, first team)
 2019 Blake Best, LS (CoSIDA, first team)
 2021 Luke Fortner, C (CoSIDA, second team)
 2021 Colin Goodfellow, P (CoSIDA, second team)
 2021 Josh Paschal, DE (CoSIDA, second team)
 2022 Will Levis, QB (CSC (formerly CoSIDA), first team)

CSC Academic All-America Team Member of the Year

2022 Will Levis, QB

SEC Scholar-Athlete of the Year

2006 Hayden Lane, OT
 2007 Jacob Tamme, TE

Academic All-SEC

1954 Bill Wheeler, T (Pre-Law, B+)
 1955 Bill Wheeler, T (Pre-Law, B+)
 1956 J. T. Frankenberger, T (Pre-Law, B)
 1957 Jim Urbaniak, E (Pre-Medicine, A)
 1963 Rick Norton, QB (Commerce, B+)
 1964 Rick Kestner, E (History, B)
 1964 John Andrighetti, E (Science, B)
 1967 Joe Jacobs, SE (Pre-Dental, B+)
 1969 Roger Gann, FB (Mech. Eng., A)
 1970 Dave Hanson, T (Commerce, 3.68)
 1970 Dave Hunter, FL (Pre-Medicine, 3.00)
 1970 Rick Muench, LB (Mech. Eng., 4.00)
 1971 Lee Clymer, WB (Bus. Adm., 3.17)

1971 Rick Muench, LB (Civil Eng., 3.84)
 1974 Tom Ranieri, NG (Allied Health, 3.65)
 1974 Jim Kovach, LB (Pre-Medicine, 3.30)
 1975 Tom Ranieri, NG (Allied Health, 3.08)
 1975 Jim Kovach, LB (Biology, 3.58)
 1976 Ed Smolder, G (Agriculture, 3.81)
 1976 Jim Kovach, LB (Biology, 3.81)
 1977 Kevin Kelly, P (Education, 3.00)
 1978 Craig Roberts, DL (History, 3.66)
 1978 Jim Kovach, LB (Medicine, 3.60)
 1979 Leon Shadowen, G (Acct./Pre-Law, 3.79)
 1981 Keith Martin, T (Bus., 3.16)
 1982 Rob Mangas, TE (Political Science, 3.81)
 1982 Keith Martin, DL (Accounting, 3.10)
 1982 Scott Schroeder, LB (Accounting, 3.00)
 1983 Ron Bojalad, OL (Bus., 3.00)
 1983 Keith Martin, DL (Accounting, 3.30)
 1983 Scott Schroeder, LB (Accounting, 3.05)

SEC Academic Honor Roll

1984 Brian Davis, DE; Gordon Jackson, DB; Matt Lucas, TE; Ken Pietrowiak, C; Jim Reichwein, OG; Gary Sexton, S; Mark Wheeler, TE; Brian Williams, DE
 1985 Chris Derry, FB; Kevin Dooley, QB; Eric Haas, S; Richard Ledford, WR; Matt Lucas, TE; Ken Pietrowiak, C; Bill Ransdell, QB; James Reichwein, OG; Gary Sexton, S; Tom Wilkins, DG
 1986 Kevin Dooley, QB; John Groves, FB; Scott Haire, G; Tim Jones, SE; Ken Lange, C; Matt Lucas, TE; Larry Smith, LB; Joe David Turner, G; Tom Wilkins, G
 1987 Kevin Dooley, QB; Mark Higgs, TB; Jim Hill, C; Tim Jones, SE; Brad Myers, C; Mike Robinson, DE; Ken Willis, PK
 1988 Craig Benzinger, LB; Chuck Broughton, QB; Mike Cahill, LB; Doug Houser, DT; Mike Meiners, DG; Todd Meyer, CB; Jeff Nelson, P; Mike Pfeifer, OT; Bo Smith, OT; Tim Smith, TB; Ken Willis, PK
 1989 Craig Benzinger, LB; Darren Bilberry, FB; Chuck Broughton, QB; Tom Crumrine, OT; Doug Houser, DT; Bill Hulet, OG; Mike Knox, FB; Greg Lahr, OT; Freddie Maggard, QB; Mike Meiners, DG; Andy Murray, FB; Todd Perry, OG; Mike Pfeifer, OT; Ron Robinson, FS; Dean Wells, OLB; Ken Willis, PK; Tony Zigman, OLB
 1990 Jim Graves, DE; Ryan Hockman, QB; Randy Holleran, LB; Bill Hulet, OG; Greg Hunt, FL; Larry Jackson, ROV; Greg Lahr, OT; Freddie Maggard, QB; Joel Mazzella, OG; Todd Perry, OG; Brad Smith, QB; Dean Wells, OLB; Gary Willis, CB
 1991 Mark Askin, OT; Chip Garner, C; Jim Graves, DE; Bill Hawk, P; Ryan Hockman, QB; Larry Jackson, ROV; Greg Lahr, OT; Freddie Maggard, QB; Doug Pelfrey, K; Todd Perry, OG; Brad Smith, QB; Derrick Thomas, DE; Jeff Weihe, OT; Dean Wells, STR; Gary Willis, CB
 1992 Brad Armstead, FS; Mark Askin, OT; Andy Britt, OG; Mark Chatmon, SE; Dude Harper, C; Ryan Hockman, QB; Cale Langford, FS; Marty Moore, LB; David Parks, OG; Doug Pelfrey, PK; Don




- 1993 Robinson, CB; Reggie Smith, LB; Dean Wells, DE
Mark Askin, OT; Tim Calvert, FL; Brent Claiborne,
PK; Trent DiGiuro, OG; Dude Harper, C; Chad
Hayes, FB; Cale Langford, FS; Rob Manchester,
SS; Ray McLaurin, TB/WB; Marty Moore, LB;
Darren Murray, FB; David Parks, OL; Mike
Schellenberger, LB; Jeff Speedy, QB
- 1994 Mark Askin, OT; Leman Boyd, SS; Dude Harper,
C; Barry Jones, OG; Rob Manchester, SS; Ray
McLaurin, WB; Mike Schellenberger, LB; Jaysuma
Simms, SE; Jeff Speedy, QB; Roger Sullivan, DT;
James Tucker, LB; Eric Wright, LB
- 1995 Dele Ali, SS; Ben Bird, DE; Harold Dennis, WR;
Billy Jack Haskins, QB; Barry Jones, OT; Rob
Manchester, FS; Ray McLaurin, TB; Antonio
O'Ferrall, WR; Mike Schellenberger, LB; John
Schlarman, C; Mike Schlegel, DT; Brian Sivinski, K;
David Snardon, LB; Jeff Speedy, QB; Jason Thomas,
DE
- 1996 Brent Allen, WR; Cliff Bailey, OG; David
Berringer, OG; Buddy Berry, CB; Ben Bird, DE;
Jimmy Carter, P; Bill Coleman, K; Kris Comstock,
OT; Harold Dennis, WR; Bob Holmberg, LB;
Raymond McLaurin, TB; Kio Sanford, WR; Mike
Schellenberger, LB; John Schlarman, OG; Tyler
Siddens, WR; Jaysuma Simms, WR; Kurt Supe,
DE; Miguel Viera, LB; Stephan Walters, FS; Jeff
Zurcher, SS
- 1997 Cliff Bailey, OT; David Berringer, OT; Jimmy Carter,
P; Kris Comstock, OT; Andy Dreisbach, LB; Bob
Holmberg, LB; Jonas Liening, OT; John Rader, LB;
John Schlarman, OG; Tyler Siddens, WR; Stephan
Walters, FS; Littleton Ward, CB; Marc Wilson, CB;
Alexander Wunder, SN; Jeff Zurcher, SS
- 1998 David Berringer, OT; Dusty Bonner, QB; Jimmy
Carter, P; Kris Comstock, OT; Garry Davis, WR;
Corry Doyle, QB; Willie Gary, FS; Chris Gayton,
SS; Seth Hanson, K; Jonas Liening, OT; Lance
Mickelsen, WR; Mike Riddle, OG; Marc Samuel,
K; A. J. Simon, HB; Andy Smith, P; Grayson Smith,
DE; Jeremy Streck, OG; Stephan Walters, LB; Jeff
Zurcher, FS
- 1999 Mike Beirne, WR; Dusty Bonner, QB; Neal Brown,
WR; Corry Doyle, QB; Chris Gayton, LB; Seth
Hanson, K; Vincent Harrison, WR; Anthony Kelly,
WR; Morris Lane, LB; Josh Parrish, OG; Mark
Perry, QB; Marc Samuel, K; A. J. Simon, HB; Patrick
Wiggins, SS
- 2000 Mike Beirne, WR; Neal Brown, WR; Aaron Daniel,
C; Nolan DeVaughn, C; Corry Doyle, TE; Willie
Gary, FS; Seth Hanson, K/P; Alex Herman, WR;
Derek Homer, HB; Martez Johnson, FB; Anthony
Kelly, WR; Eric Kelly, CB; Morris Lane, LB; Matt
Layow, DE; Kyle McDuffie, WR; Josh Parrish, OG;
Mark Perry, QB; John Robinson, DT; Grayson
Smith, DE; Patrick Wiggins, SS
- 2001 Derek Abney, WR; Dougie Allen, WR; Coleman
Barnes, SNAP; Mike Beirne, LB; James Benson, CB;
Neal Brown, WR; Corry Doyle, QB; Willie Gary, FS;
Seth Hanson, K/P; Tom Malloy, WR; Josh Parrish,
OG; Matt Reardon, LB; Ronnie Riley, LB; Grayson
Smith, DE; Jermaine White, TE; Patrick Wiggins, SS
- 2002 Derek Abney, WR; Tayo Agboke, S; Coleman
Barnes, SN; Taylor Begley, K; Mike Beirne, LB;
Aaron Boone, WR; Matt Brown, OT; Daniel
Burnett, C; Alexis Bwenge, RB; Jeremy Caudill,
DT; Tommy Cook, WR; Nolan DeVaughn, C;
Jeremiah Drobney, TE; Chris Gayton, S; Otis
Grigsby, DE; Seth Hanson, K; Justin Haydock, LB;
Daniel Hopewell, WR; Matt Huff, OT; Antoine
Huffman, CB; Gary Hughes, WR; Mike Kampfhake,
RB; Anthony Kelly, WR; Brandon Lesniewski,
OG; Gerad Parker, WR; Ronnie Riley, LB; John
Robinson, DT; Jason Rollins, OG; Nigel Smith, FS;
Jacob Steuber, DE; Anthony Thornton, P; Daniel
Wetzel, P; Patrick Wiggins, S
- 2003 Derek Abney, WR; Taylor Begley, K; Chris
Bernard, WR; Shane Boyd, QB; Joe Brady, OG;
Daniel Burnett, C; Alexis Bwenge, RB; Dominick
DeVastey, WR; Jeremiah Drobney, TE; Clem
Fennell, CB; Justin Haydock, LB; Matt Huff, OT;
Antoine Huffman, CB; Hayden Lane, OT; Brandon
Lesniewski, OG; Kurt Myers, TE; Gerad Parker, WR;
Clint Ruth, K; Justin Sproawles, FB; Jacob Steuber,
DE; Sevin Sucurovic, P; Anthony Thornton, P; Russ
Throckmorton, FS
- 2004 Trey Barclay, QB; Taylor Begley, K; Alexis Bwenge,
RB; Draak Davis, TB; Jeremiah Drobney, TE; Clem
Fennell, CB; Richard Gray, NT; Dallas Greer, FS;
Justin Haydock, LB; Andrew Hopewell, TB; Matt
Huff, OG; Antoine Huffman, CB; Kurt Jackson, TE;
Hayden Lane, OT; Lamar Mills, NT; Gerad Parker,
WR; Jon Sumrall, LB; Jacob Tamme, WR; Anthony
Thornton, P; Russ Throckmorton, SS; Sevin
Sucurovic, P; Trai Williams, OG
- 2005 Michael Aitcheson, OG; Arliss Beach, TB; Taylor
Begley, K; Karl Booker, FS; Keenan Burton, WR;
Alexis Bwenge, FB; Terry Clayton, LB; Tommy
Cook, WR; Patrick Daly, OT; Draak Davis, TB;
Jeremiah Drobney, TE; Richard Gray, DT; Dallas
Greer, SS; Antoine Huffman, CB; Hayden Lane, OT;
Rocco Maragas, QB; Matt McCutchan, C; Martin
McPherson, FS; Lamar Mills, DT; Eric Mueller, DE;
Brian Scott, K; Eric Scott, DE; Travis Slaydon, C;
Jacob Tamme, TE
- 2006 Michael Aitcheson, OT; Patrick Barnette, LB; Terry
Clayton, LB; Jason Dickerson, SN; Dallas Greer,
FS; J. J. Housley, K; Brad Hart, SN; Hayden Lane,
OT; Rocco Maragas, QB; Tim Masthay, P; Robbie
McAtee, WR; Martin McPherson, FS; Lamar Mills,
DT; Austin Moss, DT; Adam Richey, SS; Michael
Schwindel, SS; Brian Scott, K; Travis Slaydon,
C; Jacob Tamme, TE; Durrell White, DE; Trai
Williams, OG; Wesley Woodyard, LB
- 2007 Jess Beets, OG; Trey Bowland, TB; Anthony Cecil,
WR; Terry Clayton, LB; Greg Curtin, LS; Marcus
Davis, C; Daryl Faulkner, CB; Brad Hart, LS; J. J.
Housley, K; Rafael Little, TB; Jayce Long, WR; Dicky
Lyons, WR; Tim Masthay, P; Robbie McAtee, CB;
Martin McPherson, FS; Shomari Moore, CB; Austin
Moss, DT; Sean Murphy, WR; A.J. Nance, LB; Clay
Pear, LS; Corey Peters, DT; Michael Schwindel, SS;
Jacob Tamme, TE; Brandon Thurmond, LB; Wesley
Woodyard, LB; Chris Wrale, WR
- 2008 Jess Beets, OG; Ross Bogue, TE; Marcus Davis, C;
Brad Durham, OT; Daryl Faulkner, CB; Antwane
Glenn, DT; Ahmad Grigsby, CB; Brad Hart, LS;

- J.J. Helton, LS; Stuart Hines, OG; J.J. Housley, K; Ventrell Jenkins, DE; Matt Lentz, SS; Ricky Lumpkin, DT; Dicky Lyons, WR; Tim Masthay, P; Robbie McAtee, CB; Luke McDermott, DT; Greg Meisner, DE; Josh Minton, DE; Shomari Moore, CB; Austin Moss, DE; Billy Joe Murphy, OT; A.J. Nance, LB; Nii Adjei Oninku, DE; Corey Peters, DT; Tyler Sargent, QB; Michael Schwindel, LB; Alfonso Smith, TB; Taiedo Smith, SS; Brandon Thurmond, LB
- 2009 Stephen Ball, FB; Ross Bogue, TE; Clay Cecil, SS; Marcus Davis, C; Jacob Dufrene, LB; Brad Durham, OT; Daryl Faulkner, CB; Antwane Glenn, DT; Stuart Hines, OG; Matt Lentz, SS; Greg Meisner, DE; Anthony Mosley, CB; Billy Joe Murphy, OT; A.J. Nance, FB; Corey Peters, DT; Tyler Sargent, QB; Patrick Simmons, K; Taiedo Smith, S; Brandon Thurmond, LB
- 2010 Brian Adams, WR; Ed Berry, WR; Marcus Davis, C; Steven Duff, OG; Brad Durham, OT; Alex Dutton, WR; Nathan Dutton, WR; Antwane Glenn, DT; Stuart Hines, OG; Jake Lanefski, OG; Derrick Locke, TB; Luke McDermott, DT; Craig McIntosh, K; Greg Meisner, FB; Ryan Mossakowski, QB; Billy Joe Murphy, OT; Morgan Newton, QB; Tyler Sargent, QB; Patrick Simmons, K; Matt Smith, C; Taiedo Smith, S; Ronnie Sneed, LB
- 2011 Brian Adams, WR; Tyler Brause, LB; Steven Duff, OG; Antwane Glenn, DL; Max Godby, OG; Stuart Hines, OG; Lionel Inanzala, DT; Cody Jones, FB; Jake Lanefski, OG; Jake Lewellen, DE; Joe Mansour, K; Luke McDermott, DT; Craig McIntosh, K; Anthony Mosley, CB; Billy Joe Murphy, OT; Morgan Newton, QB; Toba Omotinugbon, FB; Jacob Russell, QB; Patrick Simmons, K; Matt Smith, C; Taiedo Smith, S
- 2012 Matthew Adolph, LS; Tyler Brause, LB; Kory Brown, LB; Kyle Budde, LS; Tyler Davenport, OT; Steven Duff, OG; Josh Forrest, LB; Max Godby, OG; Jack Gruenschlaeger, OG; Cody Jones, FB; Jared Leet, HOL; Patrick Ligon, TE; Joe Mansour, K; Kelly Mason, LS; Craig McIntosh, K; Morgan Newton, QB; Tyler Robinson, TE; Matt Smith, C; Zack West, OG; Taylor Wyndham, DE
- 2013 John Ballis, TE; Steven Borden, TE; Tyler Brause, LB; Alvin Davis, DE; Bill Davis, OL; Eric Dixon, S; Landon Foster, P; Max Godby, OG; Cody Jones, FB; Patrick Ligon, TE; Joe Mansour, K; Kelly Mason, LS; Zach Myers, C; Max Strong, K; Jordan Swindle, OT; Jon Toth, C; Patrick Towles, QB; Dakotah Tyler, S; D.J. Warren, FB; Jordan Watson, OG; Jalen Whitlow, QB; Zane Williams, DT; Jeff Witthuhn, FB
- 2014 Steve Borden, TE; Tyler Brause, LB; Mike Douglas, DT; Tre Dunn, LB; Alvin "Bud" Dupree, DE; Landon Foster, P; Max Godby, OG; John Gruenschlaeger, OG; Jojo Kemp, RB; Austin MacGinnis, K; Kelly Mason, LS; Zach Myers, C; Reese Phillips, QB; Maxwell Smith, QB; Za'Darius Smith, DE; Max Strong, K; Jordan Swindle, OT; Fred Tiler, CB; Ryan Timmons, WR; Jon Toth, C; D.J. Warren, FB; Zach West, OG; Zane Williams, DT; Jeff Witthuhn, FB
- 2015 Logan Blue LB/LS; David Bouvier, WR; Miles Butler, K; Will Tom Collins, FB; C.J. Conrad, TE; Tanner Fink, TE/FB; Landon Foster, P; Greg Hart, TE; Nick Haynes, OG; Joey Herrick, WR; Jacob Hyde, NG/FB; Jojo Kemp, RB; Ryan Kendall, WR; Jarrett LaRubbio, OG; Austin MacGinnis, K; Kelly Mason, LS; Zach Myers, C; Kendall Randolph, CB; Max Strong, K; Jordan Swindle, OT; Fred Tiler, CB; Ryan Timmons, WR; Jon Toth, C; Patrick Towles, QB; Charles Walker, WR; Zach West, OG
- 2016 Drew Barker, QB; David Baumer, OG; Blake Best, LS; Logan Blue, LB/LS; David Bouvier, WR; Isaiah Brown, CB; Alex Brownell, LB; Miles Butler, K; C.J. Conrad, TE; Tanner Fink, TE; Nico Firiros, LB; Spencer Foy, LB; Dylan Greenberg, RG; Greg Hart, TE; Nick Haynes, OG; Jacob Hyde, NG; Jojo Kemp, RB; DeNiro Laster, LB; Tate Leavitt, OT; Courtney Love, LB; Austin MacGinnis, K; Davis Mattingly, QB; Ramsey Meyers, OG; Naquez Pringle, DE; Kynan Smith, WR; Ryan Timmons, WR; Jon Toth, C; Charles Walker, WR; Mason Wolfe, OT; Tristan Yeomans, LS
- 2017 David Baumer, OT; Brayden Berezowitz, WR; Bryan Berezowitz, WR; Blake Best, LS; Logan Blue, LB; David Bouvier, WR; Miles Butler, K; C.J. Conrad, TE; Luke Fortner, OT; Dylan Greenberg, RG; Jordan Griffin, CB; Greg Hart, TE; Jacob Hyde, NG; Ryan Kendall, WR; Austin MacGinnis, K; Grant McKinniss, P; Charles Moushey, WR; Tyler Pack, K; Kayaune Ross, WR; Drew Schlegel, LB; Brett Slusher, DB; Charles Walker, WR; Jamar Watson, LB; Mason Wolfe, OT; Luke Wright, QB; Tristan Yeomans, LS; Landon Young, OT
- 2018 Abule Abadi-Fitzgerald, DT; Elijah Barnett, OLB; Brayden Berezowitz, WR; Bryan Berezowitz, WR; Blake Best, LS; David Bouvier, WR; Miles Butler, K; C.J. Conrad, TE; Jonathan Daido, WR; Luke Fortner, OT; Colin Goodfellow, P; Jordan Griffin, S; Grant McKinniss, P; William Nalty, LB; Joshua Paschal, DL; Matthew Ruffolo, K; Andrew Schlegel, TE; Brett Slusher, WR; Donald Smith, RB; Logan Stenberg, OG; Clevan Thomas, WR; Mason Wolfe, OT; Tristan Yeomans, LS
- 2019 Abule Abadi-Fitzgerald, DT; Tyrell Ajian, S; Elijah Barnett, LB; Tyler Beisner, WR; Zac Berezowitz, DB; Blake Best, LS; Tyler Couch, C; Austin Dotson, OG; Max Duffy, P; Brandin Echols, DB; Darren Edmond, WR; Luke Fortner, OL; Colin Goodfellow, P; Jordan Griffin, DB; Drake Jackson, C; Zach Johnson, DB; Alex King, LB; Shawn Lawson, LB; Grant McKinniss, K/P; William Nalty, LB; Josh Paschal, OLB/DE; Chance Poore, K; Matt Ruffolo, K; Drew Schlegel, FB; Brett Slusher, WR; Clevan Thomas Jr., WR; Quintin Wilson, OL; Mason Wolfe, OL; Walker Wood, QB; Landon Young, OT
- 2020 Abule Abadi-Fitzgerald, DT; Alex Bascom, DT; Richard Bascom, DT; Zach Berezowitz, DB; Jamari Brown, DB; Jared Casey, ILB; Yusuf Coker, S; Tyler Couch, OL; Eli Cox, OL; Jamin Davis, OLB; Patrick Delahunty, QB; Taj Dodson, DB; Max Duffy, P; Braxton Eiserman, ILB; Luke Fortner, OL; Colin Goodfellow, P; Manny Harper, WR; Collin Hartmann, DE; Jackson High, ILB; Drake Jackson, OL; Zach Johnson, S; Shawn Lawson, OLB; Jordan Morrow, LS; William Nalty, ILB; Joshua Paschal, DE; Chance Poore, K; A.J. Rose, RB;



- Matt Ruffolo, K; Nik Scalzo, QB; Brett Slusher, WR; Sawyer Smith, QB; Clevan Thomas, Jr., WR; Jack Varga, FB; Dillon Wheatley; FB Quintin Wilson, OL; Jordan Wright, OLB; Landon Young, OL
- 2021 Abule Abadi-Fitzgerald, DT; Sam Anaele DL; Alex Bascom, DL; Richard Bascom, DL; Brenden Bates, TE; Isaiah Beasley, DL; Zac Berezowitz, DB; Jase Bruner, OLB; Yusuf Corker, S; Izayah Cummings, TE; Patrick Delahunty, QB; Austin Dotson, OL; Ben Drake, DB; Michael Drennen, RB; Darren Edmond, WR; Braxton Eiserman, ILB; Luke Fortner, C; Cody Goatley, ILB; Colin Goodfellow, P; Darren Green, ILB; Rickey Hyatt, Jr., DB; D'Eryk Jackson, ILB; Zach Johnson, DB; Luke Leeper, WR; Tyler Markray, Sr, RB; Jordan Morrow, LS; Will Nalty, ILB; Josh Paschal, DE; Clay Perry, LS; Chance Poore , K/P; Matt Ruffolo, K; Earnest Sanders, IV, WR; Clevan Thomas, Jr., WR; Keaton Upshaw, TE; Carrington Valentine, DB; Jack Varga, FB; Graham Wald, K; Quintin Wilson, OL
- 2022 Samuel Anaele, DL; Alexander Bascom, DL; Richard Bascom, DL; Brenden Bates, TE; Isaiah Beasley, DL; Jase Bruner, OLB; Jager Burton, OL; Izayah Cummings, TE; Cade Degraw, LS; Jordan Dingle, TE; Justice Dingle II, FB; Jamarius Dinkins, DL; Michael Drennen II, RB; Braxton Eiserman, ILB; Luke Fulton, ILB; Colin Goodfellow, P; D'Eryk Jackson, ILB; Will Levis, QB; Jordan Morrow, LS; William Nalty II, ILB; Clay Perry, LS; Andru Phillips, DB; Chance Poore, K; Paul Rodriguez, OL; Matthew Ruffolo, K; Jackson Schulz, DB; Kaiya Sheron, QB; Martez Thrower, ILB; Carrington Valentine, DB; John Varga Jr., FB; Jai Williams, OLB; Quintin Wilson, OL; Jordan Wright, OLB; La'Veil Wright, RB

COLLEGE FOOTBALL HALL OF FAME




1946-53

**PAUL "BEAR"
BRYANT**

**HEAD COACH
(INDUCTED IN 1986)**

Paul "Bear" Bryant, a national football legend, coached at Kentucky for eight seasons and compiled a record of 60-23-5 for a .710 win percentage while reaching four bowl games. Not only did Bryant total 60 wins during his time at UK, but he also led the Wildcats to their first bowl game (1947 Great Lakes Bowl), first national championship and first Southeastern Conference title in 1950. He also took Kentucky to consecutive appearances in the 1950 Orange Bowl, 1951 Sugar Bowl, and 1952 Cotton Bowl. Bryant coached eight first-team All-Americans during his tenure at Kentucky.



1946, 1948-49

**JERRY
CLAIBORNE**

**DEFENSIVE BACK/END
HEAD COACH (1982-89)
(INDUCTED IN 1999)**

Jerry Claiborne lettered three years at Kentucky under Paul "Bear" Bryant as a blocking back, end and defensive back. He set a UK single-season record for interceptions with nine thefts for 130 yards during the 1949 campaign. As an assistant coach, Claiborne spent 10 years at the collegiate ranks of Kentucky (1952-53), Texas A&M (1954-56), Missouri (1957), Alabama (1958-60), and Colorado (1971) before becoming a head coach. He ended his career as a head coach ranked 21st among all NCAA coaches with 179 victories and compiled an overall record of 179-122-8 in 28 seasons as a collegiate head coach. Claiborne's career included stops at Virginia Tech (61-39-2), Maryland (77-37-3) and Kentucky (41-46-3). He was named Coach of the Year in three different conferences – Southern (1963), Atlantic Coast (1973, 1975, 1976) and Southeastern (1983) – in addition to being named National Coach of the Year by *The Sporting News* in 1974. Claiborne led the Wildcats to a pair of bowl berths with the 1983 and 1984 Hall of Fame Bowls.

In 1989, he guided UK to the College Football Association Academic Achievement Award for highest graduation rate and set an SEC record by placing 17 Wildcats on the SEC Academic Honor Roll. The former head coach received the Neyland Award in 1994 and was elected to the College Football Hall of Fame in 1999.




1947-50

**BOB
GAIN**

**TACKLE/PLACEKICKER
(INDUCTED IN 1980)**

Bob Gain played four years at Kentucky, 1947 through 1950, and was a two-way starter at tackle. He also was the team's place kicker, accounting for 38 extra points. In 1950, he blocked kicks against North Texas and Georgia Tech. He recovered both kicks inside the opponents' 20 to set up touchdowns for Kentucky. Gain also served as a powerful blocker on offense, and he won the 1950 Outland Trophy as the nation's best interior lineman. This helped Kentucky to a 10-1 regular season record, its first Southeastern Conference title, and a victory over Oklahoma in the Sugar Bowl. He was a consensus All-America and conference MVP after gaining first-team All-America status as a junior. He played in 1951 with Ottawa in the Canadian League and 1952 with Cleveland in the National Football League. In 1953, he served as a first lieutenant in the U.S. Air Force in Korea. He returned to play with the Cleveland Browns 1954-64.



1951-53


**STEVE
MEILINGER**

**END/HALFBACK/
DEFENSIVE BACK/
LINEBACKER
(INDUCTED IN 2013)**

Steve Meilinger gained fame as "Mr. Anywhere" for his versatility and value to the Kentucky football program. He lettered three years for the Wildcats as an end, halfback, defensive back, and linebacker under Hall of Fame head coach Bear Bryant.



He also served as the Wildcats' two-year starting punter while returning punts and kickoffs. His career totals include 75 catches for 1,210 yards (16.1 avg.) and 17 touchdowns, a former UK team record. Meilinger had 41 receptions and racked up 576 yards and eight touchdowns during the 1951 season, which led to him becoming a first-team All-American in 1952 and 1953. He was also named first-team All-SEC three times (1951-53) and the Birmingham QB Club Quarter Century All-SEC Team (1950-74). He rushed for 714 yards and intercepted six passes during his college career and was later a first-round NFL Draft choice by Washington in the 1954 NFL Draft. Meilinger played six seasons in the league for the Redskins, Green Bay Packers and Pittsburgh Steelers. He spent the entirety of his non-football life in military or public service. Immediately following his selection by the Redskins, Meilinger served two years as a tank commander in the U.S. Army's 100th Tank Battalion of the 1st Armored Division before embarking on his pro football career. From 1962-83, Meilinger was a United States Marshal, and he was one of the original six marshals who founded the U.S. Federal Witness Protection Program. The Bethlehem, Pa., native is a member of the State of Kentucky Athletic Hall of Fame, the University of Kentucky Athletic Hall of Fame, the Fork Union Military Academy Hall of Fame, the Lehigh Valley (Penn.) Hall of Fame and the Liberty High School Hall of Fame.



1955-57

LOU
MICHAELS

**TACKLE/KICKER/PUNTER
(INDUCTED IN 1992)**

Lou Michaels played tackle for Kentucky from 1955 through 1957, was a consensus All-America the last two years, and was named the Most Valuable Player in the Southeastern Conference in 1957. This MVP award, given by the Nashville Banner, is decided by a vote of the coaches. It started in 1933 and in its first 50 years only one tackle - Michaels - won it. Also in 1957, the Washington Touchdown Club made him Lineman of the Year. He was fourth in the voting for the Heisman Trophy in 1957. Michaels was named the outstanding lineman in the Southeastern Conference twice - by the Birmingham Touchdown Club in 1956 and the Atlanta Touchdown Club in 1957. He did some of Kentucky's punting and place kicking. Michaels averaged 39.8 yards per punt, had 122 punts for


4,852 yards, and connected on 13 of 16 PATs and 2 of 3 field goals during his career at UK. Kentucky retired his jersey, number 79, in 1990. Michaels played professionally for 14 years, 1958-1971, with the Los Angeles Rams, Pittsburgh Steelers, Baltimore Colts and Green Bay Packers. His brother Walter, played football at Washington and Lee and then had a 12-year pro career.


1949-51


VITO "BABE"
PARILLI

**QUARTERBACK
(INDUCTED IN 1982)**

Vito "Babe" Parilli brought Kentucky national recognition as he introduced Bear Bryant's "T" Formation that baffled opponents and spectators alike. Parilli was a great ball handler. Defenders tackled backs not carrying the ball as Parilli's fakes enabled receivers to become wide open for his passes. In 1949 and 1950, Parilli directed teams that ran up 684 points against 115 opposition points. The Wildcats held 10 of 22 opponents scoreless, and all but three to seven points or less. In 1950, while Parilli was breaking a long list of Southeastern Conference records, Kentucky won the Southeastern Conference title. In his illustrious career, Parilli threw 50 touchdown passes, led Kentucky to wins over Oklahoma in the Sugar Bowl and TCU in the Cotton Bowl, and won consensus first-team All-America honors in 1950. He twice placed in the top-four of the Heisman vote. He ended his remarkable college career with consensus All-America honors again in 1951 and Most Valuable Player citation in the College All-Star Game. After being taken in the first-round of the NFL Draft by the Green Bay Packers in 1952, the quarterback played for six years in the NFL, then 10 years in the AFL, culminating with a 1969 Super Bowl championship with the New York Jets.


1974-77
**ART
STILL**
**DEFENSIVE END
(INDUCTED IN 2015)**

Art Still lettered four years at the University of Kentucky as a defensive end and was a consensus first-team All-American in 1977 after he broke the UK single-season record with 22 tackles behind the line. He was also named two-time, first-team All-SEC in 1976 and 1977. Still was honored by the Birmingham Touchdown Club and the Columbus (Ga.) Touchdown Club as the SEC Outstanding Senior Player in 1977. The legendary defensive end finished his career with 327 tackles and was named to the Lakeland (Fla.) Ledger 25-year All-SEC team (1961-1975). A first-round draft choice by Kansas City in 1978, Still played 12 seasons in the NFL with Kansas City and Buffalo.





MISCELLANEOUS HONORS AND AWARDS

KENTUCKY HONOR ROLL

National Football Foundation College Hall of Fame

The National Football Foundation inducts former great coaches and players into the College Football Hall of Fame.

1947-50	Bob Gain	Tackle
1949-51	Babe Parilli	Quarterback
1946-53	Paul "Bear" Bryant	Coach
1951-53	Steve Meilinger	End
1955-57	Lou Michaels	Tackle
1973-77	Art Still	Defensive End
1982-89	Jerry Claiborne	Coach

National Football Foundation Scholar-Athlete Award

The National Football Foundation and Hall of Fame annually, beginning in 1951, honors scholar-athletes from universities around the nation and presents them with scholarships for post-graduate work.

1978	Jim Kovach	Linebacker
1979	Leon Shadowen	Off. Guard
1982	Rob Mangas	Tight End
1998	Jeff Zurcher	Free Safety
2007	Jacob Tamme	Tight End

NCAA Post-Graduate Scholarship

The National Collegiate Athletic Association annually, beginning in 1964, honors scholar-athletes from universities around the nation and presents them with post-graduate scholarships.

1976	Tom Ranieri	Linebacker
1979	Jim Kovach	Linebacker
1983	Keith Martin	Def. Guard



Bednarik Award

The Chuck Bednarik Award is presented annually to the best defensive player in college football as judged by the Maxwell Football Club.

2018	Josh Allen	Linebacker
------	------------	------------

Nagurski Award

The Bronko Nagurski Trophy has been awarded annually since 1993 to the collegiate American football player adjudged by the membership of the Football Writers Association of America (FWAA) to be the best defensively in the National Collegiate Athletic Association; the award is presented by the Charlotte Touchdown Club and the FWAA.

2018	Josh Allen	Linebacker
------	------------	------------





Paul Hornung Award

The Paul Hornung Award is given annually to the most versatile player in major college football by the Louisville Sports Commission and football legend and Louisville native Paul Hornung.

2019 Lynn Bowden Jr. QB, WR, KR, PR

Lott Trophy

The Lott IMPACT Trophy is presented annually to the college football defensive IMPACT player of the year. IMPACT is an acronym for: Integrity, Maturity, Performance, Academics, Community, and Tenacity. The award selection is voted on by members of the national media, previous finalists, the board of directors of the Pacific Club IMPACT Foundation. The award is named in honor of College Football Hall of Fame and Pro Football Hall of Fame defensive back, Ronnie Lott.

2018 Josh Allen Linebacker



Jack Lambert Trophy

An annual award given by the Touchdown Club of Columbus, Ohio to the top American collegiate linebacker.

2018 Josh Allen Linebacker

Outland Trophy


The Outland Trophy is presented annually to the outstanding interior lineman in collegiate football by the Football Writers Association of America.

1950 Bob Gain Tackle

Ray Guy Award

The Ray Guy Award is presented annually to college football's most outstanding punter as adjudged by the Augusta Sports Council.

2019 Max Duffy Punter





ALL-TIME KENTUCKY TEAMS SELECTED IN 1990 FOR THE 100TH SEASON OF KENTUCKY FOOTBALL

Lexington Herald-Leader

OFFENSE

E	Tom Hutchinson
OL	Warren Bryant
OL	Sam Ball
OL	Ray Correll
OL	Irv Goode
OL	Doug Moseley
E	Steve Meilinger
QB	Babe Parilli
Back	Rodger Bird
Back	Sonny Collins
Back	Shipwreck Kelly
Kicker	Joey Worley

DEFENSE

DL	Bob Gain
DL	Lou Michaels
DL	Art Still
DL	Dave Roller
DL	Jeff Van Note
LB	Joe Federspiel
LB	Jay Rhodemyre
DB	Paul Calhoun
DB	Jerry Claiborne
DB	Darryl Bishop
DB	Mike Siganos
Ret.	Dicky Lyons

Louisville Courier-Journal

OFFENSE

E	Tom Hutchinson
T	Sam Ball
T	Warren Bryant
G	Gene Donaldson
G	Dermontti Dawson
C	Jay Rhodemyre
E	Steve Meilinger
QB	Babe Parilli
Back	Bob Davis
Back	Sonny Collins
Back	Mark Higgs
Kicker	Joey Worley

DEFENSE

DL	Bob Gain
DL	Lou Michaels
DL	Art Still
DL	Ray Correll
DL	Jeff Van Note
LB	Joe Federspiel
LB	Jim Kovach
LB	Frank LeMaster
DB	Mike Siganos
DB	Paul Calhoun
DB	Rodger Bird
P	Ralph Kercheval

Danny Wuerffel Trophy

The Wuerffel Trophy is awarded to the FBS player that best combines exemplary community service with athletic and academic achievement.

2017	Courtney Love	Linebacker
------	---------------	------------

Pop Warner Award

The Pop Warner Award recognizes a senior who has made a difference on the field, in the classroom and in his community, and serves as a role model for Pop Warner's young athletes.

2018	C.J. Conrad	Tight End
2022	Kenneth Horsey	Offensive Line

Mosi Tatupu Award

The Mosi Tatupu Award was presented annually to the outstanding senior special teams player in collegiate football by the Hula Bowl Maui.

2002	Glenn Pakulak	Punter
------	---------------	--------

Bobby Bowden Award

The Bobby Bowden Award is presented annually by the Fellowship of Christian Athletes to a Division I football player who epitomizes a student-athlete and conducts himself as a faith model in the community, in the classroom and on the field.

2007	Jacob Tamme	Tight End
------	-------------	-----------

Rudy Award

The Rudy Award is presented by The Rudy Foundation to the most inspirational player in America.

2007	Terry Clayton	Linebacker
------	---------------	------------

Regional Coach Of The Year

1984	Jerry Claiborne	AFCA Region 2
1997	Hal Mumme	AFCA Region 2
1999	Hal Mumme	Football News South/SW Region



Jason Witten Collegiate Man of the Year

The Jason Witten Man of the Year is given to the college football player who demonstrates a record of leadership by exhibiting exceptional courage, integrity and sportsmanship both on and off the field

2021	Joshua Paschal	Defensive End
------	----------------	---------------

SEC Coach of the Year

The SEC Coach of the Year award selected by The Associated Press and league coaches. The award was sponsored by the Nashville Banner from 1933-97.

1950	Paul Bryant	AP
1954	Blanton Collier	Coaches
1977	Fran Curci	AP
1983	Jerry Claiborne	AP
2018	Mark Stoops	AP, Coaches

SEC Player of the Year

The SEC Player of the Year award as selected by league coaches and media. The award was sponsored by the Nashville Banner from 1933-97.

1950	Babe Parilli	Quarterback (Coaches)
1957	Lou Michaels	Tackle (Coaches)
1973	Sonny Collins	Running Back (Coaches)
1998	Tim Couch	Quarterback (Coaches)

SEC Defensive Player of the Year

2018	Josh Allen	Linebacker (Coaches, AP, Athlon, ESPN)
------	------------	---

"Unsung Hero" All-American College Football Chronicle

1996	John Schlارman	Off. Guard
1997	Bamidele Ali	Defensive End

All-America Farm Team Successful Farming Magazine

1996	Jonas Liening, OT	First Team
1997	Jonas Liening, OT	First Team
1998	Jonas Liening, OT	First Team
1998	Lance Mickelsen, WR	Hon. Mention
1999	Jeff Snedegar, LB	First Team
2000	Nolan DeVaughn, C	Second Team

Atlanta Touchdown Club Award

The Atlanta Touchdown Club Awards have been given since 1939 to the outstanding players in the Southeast.

1949	Bob Gain	Lineman
1950	Babe Parilli	Back
1957	Lou Michaels	Lineman
1995	Moe Williams	Back
1998	Tim Couch	Back
2002	Derek Abney	Special Teams
2010	Randall Cobb	Special Teams

Atlanta Constitution Award

1950	Babe Parilli	Quarterback
1951	Babe Parilli	Quarterback
1951	Doug Moseley	Center
1953	Ray Correll	Guard

Bill Faulkner Award (Wildcat Touchdown Club)

1992	Jerry Claiborne	Coach
1993	Brent Claiborne	PK

Birmingham Post-Herald Award

1974	Sonny Collins	Running Back
------	---------------	--------------

Birmingham QB Club Quarter-Century All-SEC Team (1950-74)

1951-53	Steve Meilinger	End
1947-50	Bob Gain	Tackle
1955-57	Lou Michaels	Tackle

Birmingham Quarterback Club Award

The Birmingham QB Club annually selects the outstanding back and lineman in the SEC.

1949	Bob Gain	Lineman
1950	Babe Parilli	Back
1956	Lou Michaels	Lineman
1977	Derrick Ramsey	Back
2002	Derek Abney	Special Teams
2018	Josh Allen	Linebacker



Birmingham Touchdown Club Award

The Birmingham Touchdown Club selected the outstanding senior player and assistant coach in the SEC.

1977	Art Still	Defensive End
1988	Terry Strock	Asst. Coach

ESPN "All-Mayday" Team

A national team selected by ESPN in honor of players who show extraordinary toughness and determination during their collegiate football careers.

2005	Tommy Cook	Wide Receiver
2006	Lamar Mills	Def. Tackle
2007	Keenan Burton	Wide Receiver

Helms Foundation Hall of Fame Award

1927-33	Harry Gamage	Coach
1949-50	Babe Parilli	Quarterback
1955-57	Lou Michaels	Tackle

Jacobs Trophy

The Jacobs Trophy has been given annually since 1935 by Dr. W.J. Jacobs of Clinton, S.C., to the outstanding blocker in the Southeastern Conference based on a poll of league coaches.

1976	Warren Bryant	Off. Tackle
2021	Darian Kinnard	Off. Tackle

The Howard Schnellenberger MVP Award

The Howard Schnellenberger MVP Award, presented annually to the most valuable player on the winning team in the University of Louisville – University of Kentucky football game, was created in 2010 by the Louisville Sports Commission.

2010	Derrick Locke	Running Back
2016	Stephen Johnson	Quarterback
2018	Terry Wilson	Quarterback
2019	Lynn Bowden Jr.	All-Purpose
2021	Will Levis	Quarterback
2022	Matt Ruffolo	Kicker

Mayo Clinic Comeback Player of the Year

The Mayo Clinic Comeback Player of the Year Award was founded in 2018 to honor student-athletes who overcome injury and illness to excel on the field. The winners are selected by a vote of Associated Press college football writers.

2020	Kenneth Horsey	Guard
2021	J.J. Weaver	OLB

Washington Touchdown Club Award

1950	Babe Parilli	Quarterback
1957	Lou Michaels	Tackle

Freshman All-America (since 1986)

1986	Ron Robinson, DB The Sporting News (1st Team)
1988	Jerry Bell, DG Football News (1st Team)
1988	Greg Lahr, OT Football News (1st Team)
1989	Chuck Bradley, OT Football News (1st Team)
1993	Moe Williams, TB Football News (2nd Team)
1997	Willie Gary, FS The Sporting News (1st Team)
1998	Matt Brown, OT The Sporting News (3rd Team)
1998	David Johnson, SS The Sporting News (1st Team)
1998	Dennis Johnson, DE The Sporting News (2nd Team)
1999	Kip Sixbery, OG The Sporting News (1st Team) Football News (2nd Team)
2000	Antonio Hall, OT Rivals.com (1st Team) The Sporting News (3rd Team)
2000	Chad Scott, RB The Sporting News (3rd Team)
2003	Lamar Mills, NT The Sporting News (1st Team)
2003	Durrell White, LB The Sporting News (3rd Team)
2004	Ricky Abren, NT Rivals.com (2nd Team) CollegeSportsReport.com (3rd team)
2005	Braxton Kelley, LB Rivals.com (2nd Team) The Sporting News (3rd Team)
2006	Trevard Lindley, CB Rivals.com , TSN, FWAA (1st Team)
2009	Taylor Wyndham, DE Phil Steele's College Football (2nd Team) CollegeFootballNews.com (3rd Team)
2010	Jordan Aumiller, TE Phil Steele's College Football (4th Team)
2010	Qua Huzzie, LB Phil Steele's College Football (5th Team)
2012	Landon Foster, P Rivals.com (1st Team) CollegeFootballNews.com (2nd team)
2014	Austin MacGinnis, K Scout.com (1st team)
2014	Stanley "Boom" Williams, KOR

Phil Steele's College Football (1st Team)
The Sporting News (1st team)

2015	C.J. Conrad, TE	Athlon Sports (3rd Team)
2015	Chris Westry, CB	Athlon Sports (3rd Team)
2016	Benny Snell Jr., RB	Athlon Sports, FWAA, 247 Sports, ESPN (1st Team)
2022	Barion Brown, WR	On3.com, 247sports, Pro Football Focus (1st Team)
		The Athletic (2nd Team)
		College Football News (3rd Team)
2022	Deone Walker, DT	FWAA, The Athletic, College Football News, On3.com, 247sports, Pro Football Focus (1st Team)

Coaches' SEC All-Freshman Team

2000	Derek Abney	Wide Receiver
	Antonio Hall	Offensive Tackle
	Dewayne Robertson	Defensive Tackle
	Chad Scott	Running Back
2001	Ellery Moore	Defensive Tackle
2002	Taylor Begley	Kicker
	Deion Holts	Defensive End
2003	Lamar Mills	Nose Tackle
	Durrell White	Linebacker
2004	Wesley Woodyard	Linebacker
2005	David Jones	Cornerback
	Braxton Kelley	Linebacker
	Shomari Moore	Cornerback
2006	Justin Jeffries	Offensive Tackle
	Micah Johnson	Linebacker
	Trevard Lindley	Cornerback
	Lones Seiber	Kicker
2008	Randall Cobb	QB/WR
2009	Larry Warford	Offensive Guard
2010	Jordan Aumiller	Tight End
2011	Maxwell Smith	Quarterback
2012	Landon Foster	Punter
2013	Jon Toth	Center
2014	Austin MacGinnis	Kicker
	Ramsey Meyers	Offensive Guard
2015	C.J. Conrad	Tight End
	Chris Westry	Cornerback
2016	Benny Snell Jr.	Running Back
	Logan Stenberg	Offensive Guard
2017	Lynn Bowden Jr.	Return Specialist
2018	DeAndre Square	Linebacker
2021	Trevin Wallace	Linebacker
2022	Barion Brown	WR/AP/RS
	Jager Burton	Offensive Guard
	Deone Walker	Defensive Tackle

Knoxville News-Sentinel SEC All-Freshman Team

1986	Vic Adams	Defensive Guard
	Ron Robinson	Defensive Back
1987	Chris Tolbert	Defensive Back
1988	Greg Lahr	Offensive Tackle
	Jerry Bell	Defensive Guard
1989	Kurt Johnson	Flanker
	Chuck Bradley	Offensive Tackle
1990	Terry Samuels	Fullback
1991	Mark Askin	Offensive Tackle
	Damon Betz	Nose Guard
	Melvin Johnson	Free Safety
1992	David Snardon	Bandit
1993	Moe Williams	Tailback
1994	Chad Hudson	Linebacker
	Kio Sanford	Kick Returner
	John Schlarman	Offensive Guard
1995	Jonas Liening	Offensive Tackle
	Marvin Major	Defensive Tackle
	Craig Yeast	Wide Receiver
1996	David De La Perralle	Offensive Tackle
	Derrick Logan	Tailback
	George Massey	Defensive Tackle
	Chad Spencer	Tight End
1997	Willie Gary	Free Safety
	Seth Hanson	Kicker
	Derek Homer	Halfback
1998	Matt Brown	Offensive Tackle
	David Johnson	Strong Safety
1999	Kip Sixbery	Offensive Guard
2000	Derek Abney	Wide Receiver
	Antonio Hall	Offensive Tackle
	Jared Lorenzen	Quarterback
	Dewayne Robertson	Defensive Tackle
	Chad Scott	Running Back
2001	Ellery Moore	Defensive Tackle
2002	Taylor Begley	Kicker
2003	Keenan Burton	Wide Receiver
	Lamar Mills	Nose Tackle
	Durrell White	Linebacker

The Sporting News SEC All-Freshman Team

2004	Ricky Abren	Nose Tackle
	Aaron Miller	Offensive Tackle
2005	Braxton Kelley	Linebacker
2006	Trevard Lindley	Cornerback

Lakeland (Fla.) Ledger 25-Year All-SEC Team (1961-85)

1973-76	Warren Bryant	Off. Lineman
1974-77	Art Still	Def. Lineman



**Southeastern Conference
Offense/Defense/Special Teams
Freshman Lineman/Defensive Lineman/
Freshman Player of the Week by
SEC Office**

10/11/1985	Mike Velotta, DT, vs. Miss. State	09/05/2009	Trevard Lindley, CB, vs. Miami (Ohio)
11/08/1986	Ivy Joe Hunter, TB, vs. Vanderbilt	09/19/2009	Derrick Locke, KR, vs. Louisville
11/15/1986	Bill Ransdell, QB, vs. Florida	10/10/2009	Corey Peters, DT, (defensive lineman award) vs. S. Carolina
10/10/1987	Mark Higgs, TB, vs. Mississippi	10/17/2009	Micah Johnson, LB, vs. Auburn
10/22/1988	Alfred Rawls, TB, vs. Georgia	10/24/2009	Jorge Gonzalez, C, vs. La. Monroe
11/05/1988	Randy Holleran, LB, vs. Vanderbilt	11/07/2009	Morgan Newton, QB, (freshman award) vs. Eastern Kentucky
11/11/1989	Oliver Barnett, DT, at Vanderbilt	11/14/2009	Corey Peters, DT, (defensive lineman award) vs. Vanderbilt
09/01/1990	Joey Couch, NG, vs. Central Michigan	11/21/2009	Sam Maxwell, LB, vs. Georgia
10/27/1990	Al Baker, FB, vs. Georgia	09/04/2010	Danny Trevathan, LB, vs. Louisville
11/16/1991	Don Robinson, CB, at Florida	10/16/2010	Mike Hartline, QB, vs. South Carolina
09/19/1992	Dean Wells, DE, vs. Indiana	11/13/2010	DeQuin Evans, DE, (defensive lineman award) vs. Vanderbilt
09/11/1993	Marty Moore, LB, vs. Florida	09/01/2011	Luke McDermott, DT, (defensive lineman award) vs. WKU
09/23/1995	Moe Williams, TB, at South Carolina	09/10/2011	Josh Clemons, TB, (freshman award) vs. Central Michigan
10/26/1996	Mike Schellenberger, LB, vs. Georgia	11/05/2011	Maxwell Smith, QB, (freshman award) vs. Ole Miss
08/30/1997	Tim Couch, QB, vs. Louisville	11/19/2011	Danny Trevathan, LB, vs. Georgia
10/04/1997	Tim Couch, QB, vs. Alabama	09/08/2012	Larry Warford, OG, vs. Kent State
09/26/1998	Craig Yeast, WR, at Florida	11/17/2012	Donte Rumph, DT, (defensive lineman award) vs. Samford
10/17/1998	Tim Couch, QB, at LSU	09/07/2013	Kevin Mitchell, OG, vs. Miami (Ohio)
10/16/1999	Anthony Wajda, FS, vs. LSU	08/30/2014	Jon Toth, C, vs. UT Martin
11/13/1999	Patrick Wiggins, SS, vs. Vanderbilt	09/13/2014	Garrett Johnson, WR, (freshman award) vs. Florida
09/01/2002	Taylor Begley, K, vs. Louisville	10/04/2014	Alvin "Bud" Dupree, DE, (defensive lineman award) vs. S. Carolina
09/07/2002	Jared Lorenzen, QB, vs. Texas-El Paso	11/29/2014	Alvin "Bud" Dupree, DE, (defensive lineman award) vs. Louisville
09/28/2002	Derek Abney, KR, vs. Florida	09/14/2015	Chris Westry, DB (freshman award) vs. South Carolina
10/19/2002	Derek Abney, KR, vs. Arkansas	09/28/2015	Cory "C.J." Johnson, DT, (defensive lineman award) vs. Missouri
11/02/2002	Derek Abney, KR, vs. Miss. State	11/23/2015	Mike Edwards, S, (freshman award) vs. Charlotte
09/20/2003	Anthony Thornton, P, vs. Indiana	09/26/2016	Denzil Ware, DE, (co-defensive lineman award) vs. South Carolina
10/25/2003	Derek Abney, KR, vs. Miss. State	10/10/2016	Jon Toth, C, (offensive lineman award) vs. Vanderbilt
09/18/2004	Matt McCutchan, C, vs. Indiana	10/24/2016	Austin MacGinnis, P, (special teams award) vs. Mississippi State
10/29/2005	Rafael Little, TB, vs. Mississippi State	10/24/2016	Benny Snell Jr., RB, (freshman award) vs. Mississippi State
11/12/2005	Rafael Little, KR, vs. Vanderbilt	10/31/2016	Adrian Middleton, DE, (defensive lineman award) vs. Missouri
09/16/2006	Andre' Woodson, QB, vs. Ole Miss	10/31/2016	Benny Snell Jr., RB, (freshman award) vs. Missouri
10/28/2006	Keenan Burton, KR, vs. Miss. State	11/28/2016	Austin MacGinnis, P, (special teams award) vs. Louisville
11/04/2006	Trevard Lindley, CB, (freshman) vs. Georgia	09/05/2017	Josh Allen, DE (defensive lineman award) vs. Southern Miss
11/11/2006	Andre' Woodson, QB, vs. Vanderbilt		
11/18/2006	Matt McCutchan, C, vs. La.-Monroe		
09/08/2007	Jason Leger, OG, vs. Kent State		
09/15/2007	Andre' Woodson, QB, vs. Louisville		
09/22/2007	Wesley Woodyard, LB, vs. Arkansas		
09/22/2007	Jason Leger, OG, vs. Arkansas		
09/29/2007	Garry Williams, OT, vs. Fla. Atlantic		
10/13/2007	Andre' Woodson, QB, vs. LSU		
11/10/2007	Jeremy Jarmon, DE, (defensive lineman award) vs. Vanderbilt		
08/31/2008	Myron Pryor, DT, (defensive player award) vs. Vanderbilt		
09/13/2008	Mike Hartline, QB, vs. Middle Tenn.		
09/27/2008	Garry Williams, OT, vs. Western Ky.		
10/18/2008	Randall Cobb, WR/QB (freshman) vs. Arkansas		
11/01/2008	Ventrell Jenkins, DE, (defensive		

09/18/2017	Derrick Baity, CB (co-defensive player award) vs. South Carolina	11/14/2020	Landon Young, OT (offensive lineman award) vs. Vanderbilt
09/18/2017	Austin MacGinnis, K (co-special teams award) vs. South Carolina	11/14/2020	J.J. Weaver, OLB (freshman award), vs. Vanderbilt
10/02/2017	Josh Paschal, LB (special teams award) vs. Eastern Michigan	12/5/2020	Phil Hoskins, DT (defensive lineman award) vs. South Carolina
10/09/2017	Lynn Bowden Jr., AP (freshman award) vs. Missouri	9/4/2021	Luke Fortner, C (co-offensive lineman award) vs. ULM
10/30/2017	Jordan Jones, LB (co-defensive player award) vs. Tennessee	9/11/2021	Chris Rodriguez Jr. (co-offensive player award) vs. Missouri
10/30/2017	Benny Snell Jr., RB (co-offensive player award) vs. Tennessee	9/25/2021	Luke Fortner (offensive lineman award) vs. South Carolina
11/13/2017	Denzil Ware, LB (co-defensive lineman award) vs. Vanderbilt	10/2/2021	Jacquez Jones (co-defensive player award) vs. Florida
09/08/2018	Josh Allen, DE (defensive lineman award) vs. Florida	10/2/2021	Joshua Paschal (special teams award) vs. Florida
09/08/2018	"Bunchy" Stallings, OG (offensive lineman award) vs. Florida	10/9/2021	Eli Cox, OL (co-offensive lineman award) vs. LSU
09/22/2018	Josh Allen, DE (defensive player award) vs. Mississippi State	10/9/2021	Octavious Oxendine (co-defensive lineman award) vs. LSU
09/22/2018	"Bunchy" Stallings, OG (offensive lineman award) vs. Mississippi State	10/30/2021	Trevin Wallace (freshman award) vs. Mississippi State
09/29/2018	Josh Allen, DE (defensive player award) vs. South Carolina	11/13/2021	Darian Kinnard (co-offensive lineman) award vs. Vanderbilt
9/29/2018	George Asafo-Adjei (offensive lineman award) vs. South Carolina	11/27/2021	Darian Kinnard (offensive lineman award) vs. Louisville
10/20/2018	George Asafo-Adjei, OT (offensive lineman award) vs. Vanderbilt	9/3/2022	Barion Brown (special teams award) vs. Miami (OH)
10/27/2018	Josh Allen, DE (defensive player award) vs. Missouri	9/10/2022	Jordan Wright (co-defensive player award) vs. Florida
10/27/2018	Lynn Bowden Jr., AP (special teams award) vs. Missouri	9/10/2022	Dane Key (freshman award) vs. Florida
11/17/2018	Josh Paschal, LB (co-defensive player award) vs. Middle Tennessee	9/24/2022	Barion Brown (co-freshman award) vs. Northern Illinois
9/9/2019	Landon Young (offensive lineman award) vs. Eastern Michigan	10/15/2022	DeAndre Square (co-defensive player award) vs. Mississippi State
10/14/2019	Lynn Bowden Jr., AP (offensive player award) vs. Arkansas	11/26/2022	Deone Walker (co-defensive lineman award) vs. Louisville
10/28/2019	Lynn Bowden Jr., AP (offensive player award) vs. Missouri		
10/28/2019	Calvin Taylor Jr., DE (defensive player award) vs. Missouri		
11/18/2019	Drake Jackson, C (co-offensive lineman award) vs. Vanderbilt		
12/2/2019	Lynn Bowden Jr., AP (offensive player award) vs. Louisville		
10/10/2020	Max Duffy, P (special teams award) vs. Mississippi State		
10/10/2020	Jordan Wright, OLB (defensive player award) vs. Mississippi State		
10/17/2020	Landon Young, OT (offensive lineman award) vs. Tennessee		
11/14/2020	Jamin Davis, ILB (defensive player award) vs. Vanderbilt		
11/14/2020	Chance Poore, K (special teams award) vs. Vanderbilt		

Reveal Suits National Team of the Week (Since 2002)

09/22/2007	win over Arkansas
09/08/2018	win over Florida

Southeast Area All-Time Football Team (1920-69)

1949-51	Babe Parilli	Quarterback
1931-33	Ralph Kercheval	Punter

National Association of Academic Advisors Award

1994	Delandual Conwell	Linebacker
------	-------------------	------------



Southeastern Conference "Good Works" Team

1994	Leon Smith	Split End
1995	Leon Smith	Wide Receiver
1996	Littleton Ward	Cornerback
1997	Jimmy Carter	Punter
1998	Jeff Zurcher	Free Safety
1999	Seth Hanson	Kicker
2000	Jimmy Robinson	Wide Receiver
2001	Anthony Kelly	Wide Receiver
2002	Antonio Hall	Offensive Tackle
2003	Daniel Burnett	Center
2004	Antoine Huffman	Cornerback
2005	Jeremiah Drobney	Tight End
2006	Jacob Tamme	Tight End
2007	Keenan Burton	Wide Receiver
2008	David Jones	Cornerback
2009	Alfonso Smith	Tailback
2010	Marcus Davis	Center/Guard
2011	Stuart Hines	Offensive Guard
2012	Morgan Newton	Quarterback
2013	Avery Williamson	Linebacker
2014	Max Godby	Offensive Guard
2015	Landon Foster	Punter
2016	Courtney Love	Linebacker
2017	Jacob Hyde	Nose Guard
2018	C.J. Conrad	Tight End
2019	Landon Young	Offensive Tackle
2020	Luke Fortner	Offensive Guard
2021	Kenneth Horsey	Offensive Guard
2022	Jalen Geiger	Defensive Back

All-Time Sugar Bowl Team

1951	Bob Gain	Tackle
1951	Walt Yowarsky	Tackle

All-Time Cotton Bowl Team

1952	Babe Parilli	Quarterback
1952	Ray Correll	Guard
1952	Emery Clark	Halfback

25-Year Music City Bowl Team (1997-2021)

Josh Allen	Defensive Line
Rich Brooks	Coach
Rafael Little	Punt Returner
Wesley Woodyard	Linebacker

Peach Bowl Hall of Fame

Jerry Claiborne	Coach
Art Still	Defensive End

All-Bowl Teams (since 2018 season)

2018	Josh Allen (ESPN, USA Today, AP, SI)	Linebacker
2018	"Bunchy" Stallings (ESPN)	Offensive Guard

2018	Lynn Bowden Jr. (USA Today, AP)	Return Specialist
2019	Lynn Bowden Jr. (AP, ESPN)	All-Purpose
2020	Max Duffy (AP, ESPN, USA Today)	Punter
2020	Landon Young (AP, ESPN)	Offensive Tackle
2021	Wan'Dale Robinson (USA Today)	Wide Receiver

Kentucky Sports Figure of the Year

Annually announced by the *Lexington Herald-Leader* as voted by media members, current and retired, from across the Commonwealth. The award was known as Kentucky Sportsman of the Year from 1981-2015.

1983	Jerry Claiborne
1995	Tim Couch
1997	Tim Couch
1999	James Whalen Jr.
2018	Josh Allen
2019	Lynn Bowden Jr.
2020	John Schlarman
2021	Wan'Dale Robinson

ALL-STAR GAMES

All-American Bowl

1959	Bobby Cravens	Halfback
1960	Calvin Bird*	Halfback
1968	Dicky Lyons	Halfback
1969	Dick Palmer	End
1970	Dave Hardt	Punter
	Dave Roller	Tackle
1971	Joe Federspiel	Linebacker
1975	Vin Hoover	Tight End
	Steve Campassi	Tailback

* most valuable back

All-Star Gridiron Classic (Orlando, Fla.)

1998	Kris Comstock	Offensive Tackle
1999	James Whalen**	Tight End
	Anthony White	Running Back
2000	Derek Homer	Running Back
	Eric Kelly	Cornerback
	Matt Layow	Defensive End
	Marlon McCree	Linebacker
2004	Vincent Burns	Defensive End

** injured, did not play

Battle of Florida (Boca Raton, Fla.)

2011	Taiedo Smith	Safety
	Ronnie Sneed	Linebacker

Blue-Gray Game (Montgomery, Ala.)

1939	Luke Lindon	Tackle
1940	Joe Bailey	Center
1942	Clyde Johnson	Tackle
	Clark Wood	Tackle
1944	Wash Serini	Tackle
1946	Wash Serini	Tackle
	Leo Yarutis	Guard
1947	Jay Rhodemyre	Center
	Wash Serini	Tackle
	Paul "Bear" Bryant	Staff
1952	John Griggs	Center
1953	Tommy Adkins	Center
	Ralph Paolone	Fullback
	Paul "Bear" Bryant	Staff
1954	Neil Lowry	Guard
1955	Bob Hardy	Quarterback
	Dick Moloney	Halfback
	Howard Schellenberger	End
1958	Bobby Cravens	Halfback
	Jim Miller	Guard
	Blanton Collier	Head Coach
1959	George Boone	Tackle
1960	Jerry Eisaman	Quarterback
	Lloyd Hodge	Guard
1961	Bob Butler	Tackle
1962	Charlie Bradshaw	Staff
1963	Herschel Turner	Tackle
1966	Calvin Withrow	Center
	Larry Seiple	Wide Receiver
1968	Dicky Lyons	Halfback
	Jeff Van Note	End
1972	Ken King	Linebacker
1977	Will Grant	Center
1978	Chris Hill	Running Back
1979	Richard Jaffe	Nose Guard
1980	Ken Roark	Center
1985	Jon Dumbauld	Def. Tackle
	Maurice Douglass	Def. Back
1986	Jerry Claiborne	Staff
	Cornell Burbage	W. Receiver
1987	Mark Higgs	Tailback
	Dermontti Dawson	Off. Guard
	Jerry Reese	Def. Tackle
1988	Ivy Joe Hunter	Tailback
	David Johnson	Cornerback
1989	Oliver Barnett	Def. Tackle
	Alfred Rawls	Tailback
1990	Al Baker	Tailback
	Phil Logan	Split End
	Randy Holleran	Linebacker
1992	Doug Pelfrey	Kicker
	Dean Wells	Def. End
	Chuck Bradley	Off. Tackle
1995	Donté Key	Linebacker
1996	Van Hiles	Cornerback

	Chris Ward	Def. End
1997	Kio Sanford	Wide Receiver
2003	Jeremy Caudill	Def. End
	Nick Seitze	Center

Canadian-American Game (Tampa, Fla.)

1977	Mike Martin	Linebacker
1978	James Ramey	Def. Tackle

Casino Del Sol All-Star Game (Tucson, Ariz.)

2011	Chandler Burden	Off. Tackle
	Anthony Mosley	Cornerback
2012	Taylor Wyndham	Defensive End

Charity Game (New York City, N.Y.)

1930	Floppy Forquer	Guard
	Conrad Rose	
	Tom Phipps	Fullback

Coaches All-America Game (Lubbock, Texas)

1954	Steve Meilinger	End
	Ray Correll	Guard
1963	Tom Hutchinson	End
	Blanton Collier	Staff
1966	Sam Ball	Tackle
	Rodger Bird	Tailback
1970	Dick Palmer	Def. End
1971	Dave Hardt	Def. End

College All-Star Game (Chicago, Ill.)

1948	Jay Rhodemyre*	Center
1950	Harry Ullinski	Center
1951	Bob Gain	Tackle
	Walt Yowarsky	Tackle
1952	Babe Parilli*	Quarterback
	Doug Moseley	Center
	Jim Mackenzie	Tackle
1954	Steve Meilinger	End
1958	Lou Michaels	Tackle
1962	Irv Goode	Center
1963	Tom Hutchinson	End
1966	Sam Ball	Tackle
	Rodger Bird	Tailback

* most valuable player

Copper Bowl (Phoenix, Ariz.)

1960	Calvin Bird	Halfback
------	-------------	----------

Crusade Bowl (Baltimore, Md.)

1962	Junior Hawthorne	Tackle
------	------------------	--------



East-West Shrine Game (San Francisco through 2006; Houston 2007-pres.)

1954	Ray Correll	Guard
	Steve Meilinger	End
1957	Bob Dougherty	Back
	J.T. Frankenberger	Tackle
	Dave Kuhn	Center
1958	Lou Michaels	Tackle
1961	Irv Goode	Center
1962	Tom Hutchinson	End
1972	Dan Neal	Center
1973	Bubba McCollum	Nose Guard
1974	Rick Nuzum	Center
1975	Wally Pesuit	Off. Tackle
	Sonny Collins	Running Back
1977	Derrick Ramsey	Quarterback
	Art Still	Def. End
	Dallas Owens	Def. Back
	Fran Curci	Staff
1984	George Adams	Tailback
1985	Russell Hairston	Def. Back
1990	Randy Holleran**	Linebacker
1992	Todd Perry	Off. Guard
	Dean Wells	Def. End
1993	Marty Moore	Linebacker
1994	Melvin Johnson	Free Safety
1999	Anthony White	Running Back
2003	Antonio Hall	Off. Tackle
2008	Myron Pryor	Def. Tackle
	Johnny Williams	Linebacker
2014	Darrian Miller	Offensive Tackle
	Za'Darius Smith*	Defensive End
2015	C.J. Johnson	Defensive Tackle
2018	Derrick Baity	Def. back
	C.J. Conrad*	Tight End
	"Bunchy" Stallings	Off. Guard
2020	Brandin Echols ^	Def. Back
2020	Landon Young ^	Offensive Tackle
2021	Marquan McCall	Nose Guard
	Luke Fortner*	Center

**most valuable defensive player

*invited but did not play

^ 2020 game was cancelled due to COVID-19

Hula Bowl (Honolulu/Maui, Hawaii)

1951	Babe Parilli	Quarterback
1954	Steve Meilinger	End
1957	Lou Michaels*	Tackle
1961	Calvin Bird	Halfback
1962	Irv Goode	Center
1963	Tom Hutchinson	End
1964	Bill Jenkins	End
1970	Dave Roller	Def. Tackle
1973	Darryl Bishop	Free Safety

1974	Rick Nuzum	Center
1975	Sonny Collins	Running Back
1976	Warren Bryant	Off. Tackle
1977	Art Still	Def. End
	Fran Curci	Staff
1978	Jim Kovach	Linebacker
1979	Larry Carter	Def. Back
1981	Jim Campbell	Tight End
1982	Andy Molls	Def. Back
1983	Kerry Baird	Def. Back
1984	Paul Calhoun	Free Safety
1985	Jon Dumbauld	Def. Tackle
1987	Mark Higgs	Tailback
1998	Kris Comstock	Off. Tackle
2000	Kenneth Grant	Cornerback
	Derek Homer	Running Back
	Marlon McCree	Linebacker
2002	Glenn Pakulak	Punter
2003	Nick Seitze	Center
2020	Brandin Echols	Def. Back
2020	Phil Hoskins	Def. End

* most outstanding lineman

IntaJuice All-Star Game (Houston, Tex.)

2006	Michael Aitcheson	OT
	Matt McCutchan	Center
	Durrell White	Def. End
	Rich Brooks	Asst. Coach
	Joker Phillips	Asst. Coach

Japan Bowl (Tokyo, Japan)

1976	Sonny Collins	Running Back
	Fran Curci	Staff
1977	Art Still*	Def. End
1978	Kelly Kirchbaum	Linebacker
1981	Jim Campbell	Tight End
1982	Andy Molls	Def. Back
1984	Paul Calhoun	Free Safety
1988	Ivy Joe Hunter	Tailback
1990	Randy Holleran**	Linebacker
1991	Greg Lahr	Off. Tackle
1992	Todd Perry	Off. Guard

* outstanding defensive player **injured

Magnolia Gridiron Classic (Jackson, Miss.)

2005	Scott Mitchell	Wide Receiver
	Joker Phillips	Head Coach

Medal of Honor Bowl (Charleston, S.C.)

2014	Steven Borden	Tight End
------	---------------	-----------

NFLPA Collegiate Bowl (Carson, Calif.)

2012	Craig McIntosh	Kicker
2013	Avery Williamson	Linebacker
2014	Demarco Robinson	Wide Rec.
2015	Farrington Huguenin	Def. End

	A.J. Stamps	Safety
2022	Jacquez Jones	Linebacker
	Keidron Smith	Def. Back
	Jordan Wright	Linebacker
	Tashawn Manning	Off. Guard

North-South Shrine Game (Miami, Fla.)

1932	Frank Seale	Center
1933	Ralph Kercheval	Def. Back
1952	Frank Fuller	Tackle
	Bob Fry	Tackle
1962	Jerry Woolum	Quarterback
	Dave Gash	End
	Junior Hawthorne	Tackle
1963	Darrell Cox	Halfback
1965	Sam Ball	Tackle
	Rodger Bird	Tailback
1969	Dick Palmer	End
1970	Dave Hardt	Punter
	Dave Roller	Def. Tackle
1971	Joe Federspiel*	Linebacker
	Bill Bushong	Tackle
1973	Darryl Bishop	Free Safety
	Frank LeMaster	Linebacker

* most valuable player

Paradise Bowl (St. George, Utah)

2002	Aaron Boone	Wide Receiver
	Otis Grigsby	Defensive End
	Chase Harp	Tight End

Players All-Star Game (Little Rock, Ark.)

2011	Danny Trevathan	Linebacker
	Ryan Tydlacka	Punter

Reese's Senior Bowl (Mobile, Ala.)

1951	Bob Gain	Tackle
1952	Babe Parilli	Quarterback
1953	John Griggs	Center
1954	Ray Correll	Guard
1955	Bob Hardy	Quarterback
	Howard Schellenberger	End
1963	Herschel Turner	Tackle
1966	Rodger Bird	Halfback
	Rick Kestner	End
	Sam Ball	Tackle
1975	Wally Pesuit	Off. Tackle
1977	Randy Burke*	Split End
	Dallas Owens	Def. Back
1984	George Adams	Tailback
1985	Jon Dumbauld	Def. Tackle
1987	Dermontti Dawson	Off. Guard
1989	Oliver Barnett	Def. Tackle
1992	Chuck Bradley	Off. Tackle
	Todd Perry	Off. Guard
	Dean Wells	Def. End

1994	Melvin Johnson**	Free Safety
1997	Kio Sanford	Wide Receiver
1998	Craig Yeast	Wide Receiver
2000	Omar Smith	Off. Lineman
2007	Rafael Little	Tailback
	Jacob Tamme	Tight End
	Andre' Woodson	Quarterback
	Wesley Woodyard	Linebacker
	Keenan Burton***	WR
2009	John Conner	Fullback
	Trevard Lindley	Cornerback
2010	Derrick Locke	Tailback
2014	Alvin "Bud" Dupree***	Def. End
	Za'Darius Smith	Defensive End
2015	Josh Forrest	Linebacker
2016	Jon Toth	Center
2018	Mike Edwards	Safety
	Lonnie Johnson Jr.	Def. Back
	Darius West	Safety
2019	Logan Stenberg	Off. Guard
2020	Drake Jackson	Center
2020	Max Duffy	Punter
2021	Yusuf Coker	Safety
	Darian Kinnard	Off. Lineman
	Luke Fortner	Center
	Josh Paschal***	Defensive End
2022	Chris Rodriguez Jr.	Running Back
	Keidron Smith	Def. Back

*most valuable offensive player

**most valuable defensive player

***invited but did not play

Senior Christian Bowl (Murfreesboro, Tenn.)

1955	Bill Wheeler	Tackle
	Ray Callahan	Guard
	Blanton Collier	Staff
1956	Bob Dougherty	Fullback
	Dave Kuhn	Center
	J.T. Frankenberger	Tackle
1957	Lou Michaels	Tackle
	Blanton Collier	Staff
1961	Irv Goode	Center
1962	Tom Hutchinson	End

Texas vs. the Nation (El Paso, Texas)

2007	Eric Scott	Center
2008	Marcus McClinton	Free Safety
2009	Zipp Duncan	Offensive Tackle
	Alfonso Smith	Tailback
2010	Ricky Lumpkin	Defensive Tackle
	Chris Matthews	Wide Receiver
2012	La'Rod King	Wide Receiver
	Martavius Neloms	Def. Back
	Matt Smith	Center
	Collins Ukwu	Defensive End



TEAM AWARDS

Most Valuable Player

1961	Tom Hutchinson	End
1962	Tommy Simpson	Center
1963	Darrell Cox	Halfback
1964	Jim Foley	Linebacker
1965	Rick Norton	Quarterback
1966	Larry Seiple	Wingback
1967	Dicky Lyons	Tailback
1968	Dick Palmer	Defensive End
1969	Dave Roller	Defensive Tackle
1970	Wilbur Hackett	Linebacker
	Joe Federspiel	Linebacker
1971	Joe Federspiel	Linebacker
	Darryl Bishop	Defensive Back
1972	James McCollum	Def. Tackle
1973	James McCollum	Noseguard
1974	Mike Fanuzzi	Quarterback
1975	Steve Campassi	Running Back
1976	Warren Bryant	Offensive Tackle
1977	Derrick Ramsey	Quarterback
1978	Jim Kovach	Linebacker
1979	Rick Jaffe	Noseguard
1980	Ken Roark	Center
1981	Andy Molls	Safety
2003	Derek Abney	WR, Kick Ret.
2004	Muhammad Abdullah	SS/FS
2005	Rafael Little	Tailback/KR
2006	Andre' Woodson	Quarterback
2007	Andre' Woodson	Quarterback
2008	Trevard Lindley	Cornerback
2009	Randall Cobb	WR/QB/PR/KOR

Most Valuable Senior Award

1963	Darrell Cox	Halfback
1964	Jim Foley	Linebacker
	Bill Jenkins	End
1965	Sam Ball	Off. Tackle
1966	Rich Machel	Def. Tackle
1967	Kerry Curling	Def. Tackle
1968	Jeff Van Note	Def. End
1969	Roger Gann	Halfback
1970	Wilbur Hackett	Linebacker
1971	Joe Federspiel	Linebacker
1972	Tom Clark	Off. Guard
1973	Frank LeMaster	Linebacker
1974	Rick Nuzum	Center
1975	Tom Ranieri	Nose Guard
1976	Greg Woods	Def. Back
1977	Art Still	Def. End
1978	Jim Kovach	Linebacker
1979	Lester Boyd	Linebacker
1980	Tim Gooch	Def. Tackle
1981	Jim Campbell	Tight End
1982	Andy Molls	Strong Safety

1983	Scott Schroeder	Linebacker
1984	George Adams	Tailback
	Paul Calhoun	Free Safety
1985	Ken Pietrowiak	Center
	Brian Williams	Def. End
1986	Cornell Burbage	W. Receiver
	Tom Wilkins	Def. Guard
1987	Mark Higgs	Tailback
1988	Bo Smith	Off. Tackle
	David Johnson	Cornerback
1989	Oliver Barnett	Def. Tackle
1990	Randy Holleran	Linebacker
	Al Baker	Tailback
1991	Neal Clark	Split End
1992	Dean Wells	Def. End
1993	Marty Moore	Linebacker
1994	Melvin Johnson	Free Safety
1995	James Tucker	Wide Receiver
	Reggie Rusk	Free Safety
1996	Chris Ward	Def. End

Jerry Claiborne Award

2003	Derek Abney	WR, Kick Ret.
2004	Russ Throckmorton	Safety
2005	Arliss Beach	Tailback
2006	Hayden Lane	Off. Lineman
2007	Jacob Tamme	Tight End
2008	Tim Masthay	Punter
2009	Ross Bogue	Tight End
	Corey Peters	Defensive Tackle

Outstanding Offensive Player

2003	Jared Lorenzen	Quarterback
2004	Glenn Holt	Wide Receiver
2005	Rafael Little	Tailback
2006	Keenan Burton	Wide Receiver
2007	Andre' Woodson	Quarterback
2008	Dicky Lyons	Wide Receiver
2009	Randall Cobb	WR/QB

Outstanding Offensive Back

1982	George Adams	Tailback
1983	Randy Jenkins	Quarterback
1984	George Adams	Tailback
1985	Bill Ransdell	Quarterback
1986	Marc Logan	Tailback
1987	Mark Higgs	Tailback
1988	Alfred Rawls	Tailback
1989	Alfred Rawls	Tailback
1990	Al Baker	Tailback
1991	Craig Walker	Tailback
1992	Pookie Jones	Quarterback
1993	Moe Williams	Tailback
1994	Moe Williams	Halfback
1995	Moe Williams	Tailback
1996	Billy Jack Haskins	Quarterback

Outstanding Receiver

1990	Phil Logan	Split End
1991	Neal Clark	Split End
1992	Kurt Johnson	Flanker
1993	Alfonzo Browning	Wingback
1994	Leon Smith	Split End
1995	Antonio O'Ferral	Wide Receiver
1996	Isaac Curtis III	Tight End

Outstanding Offensive Lineman

1956	J. T. Frankenberger	Tackle
1957	Lou Michaels	Tackle
1958	Bobby Lindon	Tackle
1959	George Boone	Tackle
1960	Junior Hawthorne	Tackle
1961	Irv Goode	Center
1962	Junior Hawthorne	Tackle
1963	Rick Kestner	End
1964	Sam Ball	Tackle
1965	Sam Ball	Tackle
1966	Calvin Withrow	Center
1967	Dennis Drinnen	Tackle
1968	Dennis Drinnen	Tackle
1969	Pat Eckenrod	Center
1970	Tom Clark	Guard
1971	Tom Crowe	Guard
1972	Tom Clark	Guard
1973	Rich Allen	Tackle
1974	Warren Bryant	Tackle
1975	Wally Pesuit	Tackle
1976	Warren Bryant	Tackle
1977	Tom Dornbrook	Guard
1978	Tom Kearns	Tackle
1979	Ken Roark	Center
1980	Ken Roark	Center
1981	Gerald Smyth	Tackle
1982	John Maddox	Center
1983	Don Corbin	Tackle
1984	Ken Petrowiak	Center
1985	Ken Petrowiak	Center
1986	Greg Kunkel	Tackle
1987	Dermontti Dawson	Guard
1988	Bo Smith	Tackle
1989	Joel Mazzella	Guard
1990	Joel Mazzella	Guard
1991	Todd Perry	Guard
1992	Todd Perry	Guard
1993	Wes Jackson	Center
1994	Barry Jones	Guard
1995	John Schlarman	Center
1996	John Schlarman	Guard
2003	Jason Rollins	Guard
2004	Jason Rollins	Guard
2005	Matt McCutchan	Center
2006	Garry Williams	Tackle
2007	Jason Leger	Guard

2008	Garry Williams	Tackle
2009	Zipp Duncan	Tackle
	Jorge Gonzalez	Center

Outstanding Defensive Player

2003	Vincent Burns	Def. End
2004	Trey Mielsch	Def. End
2005	Bo Smith	Cornerback
2006	Wesley Woodyard	Linebacker
2007	Wesley Woodyard	Linebacker
	Jeremy Jarmon	Def. End
2008	Braxton Kelley	Linebacker
2009	Corey Peters	Def. Tackle

Outstanding Defensive Lineman

1982	Dave Lyons	End
1983	Keith Martin	Guard
1984	Frank Hare	Guard
	Brian Williams	End
1985	Brian Williams	End
1986	Carwell Gardner	End
1987	Jerry Reese	Tackle
1988	Oliver Barnett	Tackle
1989	Oliver Barnett	Tackle
1990	Joey Couch	Nose Guard
	Dean Wells	Strike
1991	Joey Couch	Nose Guard
1992	Dean Wells	Strike
1993	Zane Beehn	End
	Jon Collins	Tackle
1994	Robert Stinson	Tackle
1995	Mike Schlegel	Tackle
1996	Chris Ward	End

Outstanding Linebacker

1990	Randy Holleran	Linebacker
1991	Marty Moore	Linebacker
1992	Marty Moore	Linebacker
1993	Marty Moore	Linebacker
1994	David Snardon	Linebacker
1995	Mike Schellenberger	Linebacker
1996	Mike Schellenberger	Linebacker

Outstanding Defensive Back

1956	Bob Dougherty	Defensive Back
1957	Bobby Cravens	Defensive Back
1958	Bobby Cravens	Defensive Back
1959	Lloyd Hodge	Defensive Back
1960	Jimmy Poynter	Defensive Back
1961	Darrell Cox	Defensive Back
1962	Darrell Cox	Defensive Back
1963	Bob Kosid	Defensive Back
1964	Tom Becherer	Defensive Back
1965	Tom Becherer	Defensive Back
1966	Jerry Davis	Safety
1967	Al Phaneuf	Defensive Back



1968	David Hunter	Safety
1969	Dave Van Meter	Defensive Back
1970	Buzz Burnam	Defensive Back
1971	Joe Federspiel	Linebacker
1972	Darryl Bishop	Safety
1973	Darryl Bishop	Safety
1974	Ben Thomas	Defensive Back
1975	Ray Carr	Defensive Back
1976	Mike Siganos	Defensive Back
1977	Dallas Owens	Defensive Back
1978	Larry Carter	Defensive Back
1979	Larry Carter	Def. Back
1980	Chris Jacobs	Def. Back
1981	Andy Molls	Def. Back
1982	Andy Molls	Def. Back
1983	Kerry Baird	Def. Back
1984	Paul Calhoun	Def. Back
	Cam Jacobs	Linebacker
1985	Larry Smith	Linebacker
1986	Larry Smith	Linebacker
1987	Jeff Kremer	Linebacker
1988	Randy Holleran	Linebacker
1989	Ron Robinson	Free Safety
1990	Gary Willis	Cornerback
1991	Brad Armstead	Free Safety
1992	Brad Armstead	Free Safety
1993	Marcus Jenkins	Strong Safety
1994	Melvin Johnson	Free Safety
1995	Leman Boyd	Strong Safety
1996	Leman Boyd	Strong Safety

Outstanding Kicking Game/ Special Teams Award

1982	David Meers	Safety
1983	Paul Calhoun	Punter
1984	Paul Calhoun	Punter/Safety
1985	Joey Worley	Kicker
1986	Joey Worley	Kicker
1987	Joey Worley	Kicker
1988	Ken Willis	Kicker
1989	Ken Willis	Kicker
	Kurt Johnson	Kick Returner
1990	Neal Clark	Split End
1991	Sterling Ward	Rover
1992	Travis Powers	Rover
1993	James Tucker	Linebacker
1994	James Tucker	Linebacker
1995	George Harris	Strong Safety
1996	Jeff Snedegar	Linebacker
2003	Derek Abney	Kick Returner
2004	Wesley Woodyard	Linebacker
2005	Taylor Begley	Kicker
	Draak Davis	Tailback
2006	Jason Dickerson	Snapper
2007	Tim Masthay	Punter/KO/Holder
2008	Tim Masthay	Punter/KO/Holder

2009	John Conner	Fullback
------	-------------	----------

Most Improved Player

2003	Chad Anderson	Linebacker
2004	Karl Booker	Cornerback
2005	Roger Williams	Strong Safety
2006	Dicky Lyons	Wide Receiver
	Durrell White	Defensive End
2007	Steve Johnson	Wide Receiver
	Corey Peters	Defensive Tackle
2008	Jorge Gonzalez	Center
	David Jones	Cornerback
2009	Stuart Hines	Offensive Guard
	Danny Trevathan	Linebacker

UK Senior Scholastic Award

1950	Dick Martin	Halfback
1951	Ed Hamilton	Halfback
1952	Harry Jones	Halfback
	Larry Jones	Halfback
1953	Herb Hunt	Quarterback
1954	Dick Mitchell	Halfback
1955	Bill Wheeler	Tackle
1956	Jack Freeman	Quarterback
1957	Jim Urbaniak	End
1958	Bill Livings	Center
1959	Lowell Hughes	Quarterback
1960	Jerry Eisaman	Quarterback
	Tom Rodgers	End
1961	Mark Thompson	Center
1962	Gary Steward	Halfback
1963	Vince Semary	Linebacker
1964	Bob Brown	Guard
1965	John Andrighetti	End
1966	Roger Walz	Quarterback
1967	Terry Beadles	Quarterback
1968	Louis Wolf	Off. Guard
1969	Roger Gann	Halfback
1970	Stan Forston	Quarterback
1971	Rick Muench	Linebacker
1972	Gary Knutson	Fullback
1973	Marty Marks	Tackle
1974	Roger PETERMAN	Def. End
1975	Tom Ranieri	Nose Guard
1976	Ed Smolder	Off. Guard
1977	Joe Bryant	Place Kicker
1978	Mark Keene	Center
1979	Leon Shadowen	Off. Guard
1980	Greg Motley	Def. Back
1981	Rick Strein	Place Kicker
1982	Rob Mangas	Tight End
1983	Keith Martin	Def. Guard
1984	Ken Petrowiak	Center
1985	Eric Haas	Safety
1986	Matt Lucas	Tight End
1987	Jim Hill	Center

1988	Bo Smith	Tackle
1989	Ken Willis	Kicker
1990	Mike Meece	Tight End
1991	Greg Lahr	Off. Tackle
1992	Ryan Hockman	Quarterback
	Doug Pelfrey	Kicker
	Dean Wells	Strike
1993	Marty Moore	Linebacker
1994	Mark Askin	Off. Tackle
	Dude Harper	Center
1995	Barry Jones	Off. Tackle
1996	Mike Schellenberger	Linebacker

Host Communications

Sr. Scholar-Athlete Award

1998	Jeff Zurcher	Free Safety
1999	Seth Hanson	Kicker
2000	Matt Layow	Defensive End
2001	Patrick Wiggins	Safety
2002	Ronnie Riley	Linebacker
2003	Derek Abney	Wide Receiver
2004	Gerad Parker	Wide Receiver
2005	Taylor Begley	Kicker
	Antoine Huffman	Cornerback

Outstanding First-Year Player

2003	Lamar Mills	Nose Tackle
2004	Aaron Miller	Offensive Tackle
2005	Braxton Kelley	Linebacker
2006	Alfonso Smith	Tailback
	Trevar Lindley	Cornerback
2007	Derrick Locke	Tailback
2008	Randall Cobb	QB/WR/PR
2009	DeQuin Evans	Defensive End
	Morgan Newton	Quarterback

Wildcat Pride

1990	Randy Holleran	Linebacker
	Dean Wells	Outside LB
	Joey Couch	Nose Guard
	Al Baker	Tailback
	Steve Phillips	Split End
1991	Tim Calvert	Split End
	Neal Clark	Split End
	Bill Hawk	Punter
	Marty Moore	Linebacker
	Dean Wells	Strike
1992	Tim Calvert	Split End
	Kurt Johnson	Flanker

Most Inspirational Player

2003	Jamie Saylor	Linebacker
2004	Gerad Parker	Wide Receiver
2005	Tommy Cook	Wide Receiver
2006	Michael Aitcheson	Off. Tackle
2007	Jacob Tamme	Tight End

2008	Tony Dixon	Tailback
2009	Randall Cobb	WR/QB/PR/KOR
	Sam Maxwell	Linebacker

Outstanding Scout Team Player

1989	Matt Riazzi	Tailback
	Barry Rich	Def. Tackle
1990	Pookie Jones	Quarterback
	Jon Lawson	Def. Tackle
1991	Antonio O'Ferral	Quarterback
	David Snardon	Bandit
1992	Jon Collins	Nose Guard
	Randy Wyatt	Flanker
1993	John Schlarman	Guard
	Littleton Ward	Cornerback
1994	Timothy Holmes	Halfback
	Raymond Jones	Linebacker
1995	Andy Dreisbach	Linebacker
	Mike Fisher	Fullback
	Anthony Watson	Defensive End
	Kevin Wright	Quarterback
1996	Marvin Major	Def. Tackle
	Mike Riddle	Off. Guard
2003	J.J. Bennett	Tailback
	Travis Day	Defensive End
2004	Sean Murphy	Wide Receiver
	Nii Adjei Oninku	Defensive End
2005	Richard Gray	Defensive Tackle
	Alfonso Smith	Tailback
2006	Robbie McAtee	Wide Receiver
	Austin Moss	Defensive Tackle
2007	Curtis Pulley	Quarterback
	Ronnie Sneed	Linebacker
2008	William Johnson	Linebacker
	Trevino Woods	Offensive Tackle
2009	Mister Cobble	Defensive Tackle
	Sam Simpson	Center

Freshman Leadership Award

1963	J. D. Smith	Quarterback
1964	George Katzenback	Tackle
1965	John Harris	Center
1966	Stan Forston	Quarterback
1967	Frank Rucks	Linebacker
1968	Jim Grant	Defensive End
1969	Tom Clark	Offensive Tackle
1970	Mike Fanuzzi	Quarterback
1971	Tom Ranieri	Linebacker
1972	Steve Compassi	Wingback
1973	Warren Bryant.	Offensive Tackle
1974	Jim Kovach	Linebacker
1975	Rod Stewart	Running Back
1976	Tim Gooch	Defensive Tackle
1977	Earl Wilson	Defensive Tackle
1978	Jim Campbell	Tight End
1979	Jeff Dennis	Defensive End



1980	Randy Jenkins	Quarterback
1981	Doug Williams	Offensive Tackle

FCA Award (Fellowship of Christian Athletes)

1982	John Maddox	Center
1983	Rick Massie	Wide Receiver
1984	Steve Mazza	Def. End
1985	Rick Ledford	Wide Receiver
	Steve Mazza	Def. End
1986	Greg Doll	Wide Receiver
1987	Bill Shehan	Flanker
	Bryan McKenzie	Tight End
1989	Albert Burks	Cornerback
1990	Chris Tolbert	Cornerback
1991	Brent Claiborne	Kicker
	Doug Pelfrey	Kicker
1992	Doug Pelfrey	Kicker
1993	Brent Claiborne	Kicker
1994	Jeff Tanner	Def. End
1995	Kris Comstock	Off. Tackle
1996	Jimmy Carter	Punter

Unsung Hero Award

1982	Gerald Smyth	Off. Tackle
1983	Don Corbin	Off. Tackle
1984	Bob Shurtleff	Off. Tackle
1985	Jim Reichwein	Off. Guard
1986	Larry Smith	Linebacker
1987	Brad Myers	Center
1988	Bo Smith	Off. Tackle
1989	David Crane	Center

Walk-on Award, selected by the Johnny Unitas Golden Arm Foundation

1991	Brent Claiborne	Kicker
1992	Travis Powers	WR/DB/KR
1993	Cale Langford	Free Safety
1994	Harold Dennis	WR/KR
1995	Carl Daley	Running Back
1996	Jimmy Carter	Punter
1997	Jeff Zurcher	Strong Safety
1998	James Whalen	Tight End
1999	Alex Herman	Wide Receiver
2000	Coleman Barnes	Long Snapper
2001	Steven Scaldaferrri	Kicker
2002	Deion Holts	Linebacker

Frank G. Ham Society of Character

Named for the late Frank G. Ham, a longtime UK Athletics coach and administrator, the award, established in 1999, honors UK student-athletes who show a profound commitment to the following areas: academic excellence, athletic participation, personal development, community service, and career preparation

1999	Jermaine White, Jeff Zurcher
2000	Dusty Bonner, Jimmy Carter, Willie Gary, Seth Hanson, Derek Homer, Eric Kelly, Andy Smith, Patrick Wiggins
2001	Dougie Allen, Mike Beirne, Anthony Kelly, Matt Layow, Josh Parrish, Mark Perry, Anthony Wajda
2002	Derek Abney, Mike Kamphake, Nigel Smith
2003	Adetayo Agboke, Jed Bassett, Aaron Boone, Daniel Burnett, Otis Grigsby, Antonio Hall, Ronnie Riley, John Robinson
2004	Tommy Cook, Dan Hopewell, Antoine Huffman, Gerad Parker, Clint Ruth, Jamie Saylor, Sevin Sucurovic, Russ Throckmorton
2005	Arliss Beach, Taylor Begley, Shane Boyd, Jeremiah Drobney, Justin Haydock, Lamar Mills, Claude Sagaille, Jon Sumrall
2006	Michael Aitcheson, Alexis Bwenge, Draak Davis, Clem Fennell, B. Jay Parsons
2007	Keenan Burton, Dallas Greer, Joe Schuler, Jacob Tamme, Wesley Woodyard
2008	Tim Masthay
2009	James Alexander, Brad Hart, Austin Moss
2010	Ross Bogue
2011	Marcus Davis
2012	Stuart Hines, Jake Lewellen, Billy Joe Murphy
2013	Morgan Newton, Matt Smith
2014	Max Godby, Avery Williamson
2016	Landon Foster, Farrington Huguenin, Kelly Mason, Zach Myers
2017	Jacob Hyde
2018	Greg Hart, Courtney Love, Austin MacGinnis
2019	C.J. Conrad
2020	Luke Fortner, Landon Young
2021	Shawn Lawson
2022	Abule Abadi-Fitzgerald, Kenneth Horsey
2023	Eli Cox

NATIONAL GOOD WORKS TEAM

College Football Association

"Good Works" Team

1992	Doug Pelfrey	Kicker
1994	Leon Smith	Split End
1996	Kurt Supe	Defensive End
1998	Jimmy Carter	Punter

AFCA "Good Works Team"

1999	Seth Hanson	Kicker
2000	Matt Layow	Defensive End
2002	Antonio Hall	Offensive Tackle
2004	Antoine Huffman	Cornerback
2006	Jacob Tamme	Tight End
2008	Tim Masthay	Punter
2011	Jake Lewellen	Defensive End
2014	Max Godby	Offensive Guard
2015	Landon Foster	Punter
2017	Courtney Love	Linebacker
2019	Landon Young (Captain)	Offensive Tackle
2020	Luke Fortner	Offensive Guard
2021	Kenneth Horsey	Offensive Guard
2022	Mark Stoops	Honorary Head Coach

- The Allstate AFCA Good Works Team® was established in 1992 by the College Football Association, recognizing the extra efforts made by college football players and student support staff off the field. AFCA became the governing body of the award in 1997 and continues to honor college football players who go the extra mile for those in need. Allstate worked to present the award starting with the 2008 season
- The SEC leads all conferences with 82 selections to the Good Works Team since it began in 1992. Georgia is in first place with 22 honorees, followed by Kentucky with 17.



Max Godby led UK with over 180 hours of community service in 2014. One of the biggest projects he undertook was creating and developing, with the help of Catholic Action Center, a program called Bucks for Backpacks which provided 150 homeless men and women in Lexington, Ky., with a backpack filled with items essential for survival and dignity. He made phone calls to ask for donations for the backpacks and items placed inside, packed the backpacks and distributed them to the homeless.



Courtney Love was named to the prestigious team after leading the team in community service hours in 2017, specifically volunteering with Amachi Central Kentucky.



In May of 2014, Landon Foster represented UK on a week-long community service trip to Ethiopia where he befriended a 14-year-old boy living in the streets of Korah named Dejene. He was so moved by the boy's resilience and character to succeed despite his circumstances that Foster worked through an organization called "Adoption Ministry of Youth with a Mission" to pay out of his own pocket to sponsor Dejene. He sent his own money for four months to help pay for his food, clothing, shelter and schooling until Dejene (now named Joshua) was able to move to America with a family from North Carolina.



After having open heart surgery as a senior in high school in 2018, Kenneth Horsey wanted to pay it forward and began volunteering with the American Heart Association. He helped planned a Hands-Only CPR training for the football and staff in the spring of 2021.



In 2019, OT Landon Young was Kentucky's 15th player named to the Allstate AFCA Good Works Team and the school's first to be named Good Works Team® captain. He was one of just 11 FBS players chosen to the prestigious team for his volunteer work in the community and abroad. He was also named to the 2019 SEC Community Service Team and was on the Wuerffel Trophy Watch List. Young was involved in numerous community service projects, including a service trip to Ethiopia and numerous visits to a local nursing home/rehabilitation center, Cambridge Place, which named its dining hall in Landon's honor. He also was a guest speaker at local churches and elementary schools and was a volunteer at the Kentucky Children's Hospital, Habitat for Humanity and the Lexington Hope Center.



In 2020, offensive guard Luke Fortner put his mechanical engineering degree to good use when he, along with other UK engineering students, played a significant role in helping a team of Toyota Manufacturing engineers design, test and manufacture a specially-built push cart vehicle through a project called "Lift Them Up." The push cart vehicle provides a Kentucky Children's Hospital patient the chance to both accompany the Wildcats on the Cat Walk and attend a game at Kroger Field. Because of his experience with project "Lift Them Up," Fortner was also compelled to continue making an impact at the Kentucky Children's Hospital. He began visiting the kids in September of 2019 as part of the "Tuesdays with the Wildcats" program, created by former Wildcat C.J. Conrad in 2018.



In 2022, Kentucky head coach Mark Stoops was named the honorary head coach of the Allstate AFCA Good Works Team. Stoops has a passion for helping children and you can see that in the countless number of community service projects he has worked on at Kentucky. Each July, Stoops spearheads a fundraiser called "Coaches for the Kids" which raises money for the Kentucky Children's Hospital. Since 2013, the event has raised over \$2 million. The event was originally started by former head coach Rich Brooks and Stoops has worked tirelessly to make sure the event has grown and continues to raise money for the children's hospital.

WUERFFEL TROPHY

Wuerffel Trophy

2017 Courtney Love Linebacker

The Wuerffel Trophy, known as “College Football’s Premier Award for Community Service,” is presented annually by the All Sports Association in Fort Walton Beach, Florida. Named after 1996 Heisman Trophy winning quarterback Danny Wuerffel from the University of Florida (pictured below), the Wuerffel Trophy is awarded to the FBS player that best combines exemplary community service with athletic and academic achievement.



Courtney Love, a native of Youngstown, Ohio, led the team in community service hours and had a passion for mentoring children, especially those living in a one-parent household or children who had parents who were incarcerated. Because of his passion, he served as a volunteer at Amachi Central Kentucky, a mentoring program that seeks to pair caring, positive adults with children and youth in the Bluegrass who have one or both parents in state or federal prison or are affected by incarceration in some way.

He also served in a Skype mentoring program with area high school students, and took part in many events with the UK Children’s Hospital, Read Across America, and Special Olympics, along with many other service activities. In May of 2016, Love was chosen to participate in a service/educational trip to Ethiopia where he helped build houses as well as shoe-shining boxes for men to be able to work and provide for their families. He also delivered food to impoverished families and visited with orphans and widows.

In the classroom, Love was named to the 2016 SEC Academic Honor Roll, graduating with a degree in community and leadership development. He also served as one of UK football’s Student-Athlete Advisory Committee (SAAC) representatives both of his seasons as a Wildcat.



RETIRED JERSEYS: RING OF HONOR



#33 George Adams (1981-84): Running Back

As a steadfast running back for the Wildcats from 1981-84, George Adams led the team in rushing and all-purpose yardage as a sophomore, junior, and senior. His great 1984 campaign was topped by being named first-team All-SEC, UK's Most Valuable Senior, and UK's Most Outstanding Offensive Back. Adams helped lead the Wildcats to Hall of Fame Bowl appearances in 1983 and 1984 and was chosen as Kentucky's MVP of the 1983 bowl. He ranks highly in school history in seven career categories and six single-season categories. The persistent back finished his career with 2,468 rushing yards on 638 attempts and played in the East-West Shrine Game and the Senior Bowl. Adams was a first-round draft pick of the New York Giants and had a seven-year career with the Giants and New England Patriots.



#2 Ermal Allen (1939-41): Quarterback/Halfback

Ermal Allen lettered for three years (1939-41) at quarterback for Coach A.D. Kirwan and guided the Wildcats to three consecutive winning

seasons. In addition to football, he also played varsity basketball for three seasons under Coach Adolph Rupp and helped pace the Wildcats to a pair of SEC Tournament championships. Following military service, Allen came to Kentucky in 1946 as an assistant coach before playing professionally with the Cleveland Browns in 1947. He returned to UK in 1948 to be an assistant coach until 1961. His assignments included offensive backs coach, head coach of the freshman team, and defensive coordinator. During Allen's time as an assistant, the Wildcats racked up 12 winning seasons. Following his success at Kentucky, Allen spent 22 seasons with the Dallas Cowboys (1962-83) as an assistant coach and Director of Research and Development. He made five trips to the Super Bowl during his tenure with Dallas.




#73 Sam Ball (1963-65): Offensive Tackle

During his three letter years as an offensive tackle at Kentucky, Sam Ball was named a first-team All-American in 1965 by United

Press International, Football Writers, and Sporting News. He was also named first-team All-Southeastern Conference the same year. Ball played in the

College All-Star Game, North-South Shrine Game, and the Senior Bowl. He was later a first-round draft choice by Baltimore in 1966. He played five years in the NFL, including two Super Bowls.



#21 Calvin Bird (1958-60): Halfback

Calvin Bird excelled as a running back, pass receiver, defensive back, kickoff returner, and punt returner during his three letter years. He set

four school records for highest kickoff return average in a season (30.4, 1959) and career (27.05). Bird averaged 8.44 yards every time he touched the ball during his career, formerly a school record (min. 300 plays), and scored a school-record 25 points in one game, vs. Hawaii, in 1958 and tied the school mark for touchdowns in a game with four. A second-team All-SEC selection as a junior, Bird was also a third-team All-SEC selection as a senior and chosen as the SEC's "Sophomore of the Year" in 1958 when he led the league in pass receiving. He led the team in receiving and all-purpose yardage for three consecutive seasons, played in three all-star games following his senior season and was chosen as the Most Valuable Back in the All-American Bowl.



#21 Rodger Bird (1963-65): Halfback

Rodger Bird lettered three years for the Wildcats as a halfback. He was named first-team All-American in 1965 by Time magazine and NBC

and a two-time All-Southeastern Conference first-team (1964-65) by the Associated Press and United Press International. Bird played in the College All-Star Game, North-South Shrine All-Star Game, and the Senior Bowl. Later, he was a first-round draft choice of the Oakland Raiders in 1966 and played with the team from 1966 to 1968. Career wise, Bird finished with 1,699 yards and 21 touchdowns at Kentucky. He tallied a season-best 646 yards rushing and 12 touchdowns in 1965. Bird had his career-high game of 157 yards rushing against Virginia Tech in 1963.



#16 George Blanda (1945-48): Quarterback/Punter/Kicker

During his four seasons at Kentucky, George Blanda led the Wildcats in total offense in 1948 and passing in 1947 and 1948. He threw for over

1,400 yards and 12 touchdowns in his final two

seasons. Blanda was the first player in professional football to score 2,000 points (2,002) in a career and was inducted into the Pro Football Hall of Fame after 26 seasons. In the pros, he threw for 26,920 yards, 236 touchdowns, played on three American Football League championship teams, and was a member of the All-Time AFL Team and the AFL Hall of Fame.



Paul "Bear" Bryant (1946-53): Head Coach

Paul "Bear" Bryant, a national football legend, coached at Kentucky for eight seasons and compiled a record of 60-23-5 for a .710 win percentage while reaching four bowl games. Not only did Bryant total 60 wins during his time at UK, but he also led the Wildcats to their first bowl game (1947 Great Lakes Bowl), first national championship and first Southeastern Conference title in 1950. He also took Kentucky to consecutive appearances in the 1950 Orange Bowl, 1951 Sugar Bowl, and 1952 Cotton Bowl. Bryant coached eight first-team All-Americans during his term at Kentucky.



#69 Warren Bryant (1974-76): Offensive Tackle

Warren Bryant lettered from 1974-76 as an offensive tackle. During his time he was named a first-team All-American by Walter Camp and American Football Coaches Association in 1976, a Jacobs Award selection in 1976 (outstanding SEC blocker), and named to the *Lakeland (Fla.) Ledger* 25-year All-SEC team (1961-85). Bryant was a three-time All-SEC selection and a first-round NFL Draft choice by Atlanta Falcons in 1976. He played eight seasons in the NFL.



Jerry Claiborne (1946, 1948-49): Defensive Back/End; (1982-89): Head Coach


Jerry Claiborne lettered three years at Kentucky under Paul "Bear" Bryant as a blocking back, end and defensive back. He set a UK single-season record for interceptions with nine thefts for 130 yards during the 1949 campaign. As an assistant coach, Claiborne spent 10 years at the collegiate ranks of Kentucky (1952-53), Texas A&M (1954-56), Missouri (1957), Alabama (1958-60), and Colorado (1971) before becoming a head coach. He ended his career as a head coach ranked 21st among all NCAA coaches with 179 victories and compiled an overall record of 179-122-8 in 28 seasons as a collegiate head coach. Claiborne's career included

stops at Virginia Tech (61-39-2), Maryland (77-37-3) and Kentucky (41-46-3). He was named Coach of the Year in three different conferences – Southern (1963), Atlantic Coast (1973, 1975, 1976) and Southeastern (1983) – in addition to being named National Coach of the Year by *The Sporting News* in 1974. Claiborne led the Wildcats to a pair of bowl berths with the 1983 and 1984 Hall of Fame Bowls. In 1989, he guided UK to the College Football Association Academic Achievement Award for highest graduation rate and set an SEC record by placing 17 Wildcats on the SEC Academic Honor Roll. The former head coach received the Neyland Award in 1994 and was elected to the College Football Hall of Fame in 1999.



Blanton Collier (1954-61): Head Coach

Blanton Collier served as the head football coach of the University of Kentucky for eight seasons and led the Wildcats to a 41-36-3 record (.531 pct.). Most Kentucky faithful remember his 5-2-1 record against arch-rival Tennessee. Collier had the difficult task of following UK's most successful head coach, Paul "Bear" Bryant, when he accepted the job in 1954, but immediately led the Wildcats to a 7-3 record in his first season and was named the *Nashville Banner* Southeastern Conference Coach of the Year. He began his coaching career at his prep alma mater, Paris High School, in 1927 and coached all sports there for 16 years (1927-43) including football and basketball. Collier won two Central Kentucky Conference football titles and six basketball championships. After serving his country in the Navy, Collier joined the Cleveland Browns in 1946 as an assistant coach under Paul Brown and remained there until becoming head coach at Kentucky. He led Cleveland to a sparkling 76-34-2 record (.688 pct.), which included one NFL title in 1964 and four division titles from 1963 to 1970.



#40 Sonny Collins (1972-75): Halfback

Sonny Collins was a first-team All-Southeastern Conference selection for three (1973-74-75) of his four letter years. He is one of the all-time leading rushers at UK with 3,835 yards, 26 touchdowns, and a 4.9 yards per carry average. Collins has led in rush attempts (777), yards rushing (3,835), rushing touchdowns (26) and 100-yard rushing games (18). His best season came as a sophomore in 1973 with 1,213 yards and 13 touchdowns. Named Player of the Year in the



Southeastern Conference by the *Nashville Banner* and *Birmingham Post-Herald* in 1974, Collins participated in the Hula Bowl and Japan Bowl before being drafted in the second round by the Atlanta Falcons in 1976.



#65 Ray Correll (1951-53): Guard

During his three letter years at Kentucky, guard Ray Correll was named a first-team All-American in 1953 by the Football Writers of America

Association and the *Chicago Tribune*, as well as first-team All-Southeastern Conference by the Associated Press and second-team All-Southeastern Conference by United Press International. He was named Defensive Most Valuable Player in the 1952 Cotton Bowl as Kentucky defeated TCU, 20-7, and earned a spot on the All-Time Cotton Bowl Team. Correll was named a permanent co-captain as a senior in 1953 and went on to play in the East-West Shrine All-Star Game and the Senior Bowl.



#2 Tim Couch (1996-98): Quarterback

A storied name of the Kentucky program, Tim Couch was the team's quarterback from 1996-98.

After giving up his senior season of eligibility, Couch was drafted as the No. 1 pick by Cleveland in the 1999 NFL Draft. In 1998, the junior quarterback was named a first-team All-American and consensus SEC Player of the Year. Couch completed 400 of 553 passes for 4,275 yards and 36 touchdowns and led the nation in pass completions while ranked second in completion percentage, passing yardage and touchdown passes, and fourth in total offense. After guiding the Wildcats to the Outback Bowl, UK's first New Year's Day bowl appearance in 47 years, Couch finished fourth in Heisman Trophy balloting. He was also a finalist for the Davey O'Brien National Quarterback Award as a junior and sophomore. His breakout sophomore campaign featured 363 of 547 passes for 3,884 yards and 37 touchdowns while leading the nation in pass attempts, completions, yardage, and completion percentage. Also during his sophomore year, Couch earned second-team All-SEC honors and finished ninth in Heisman voting. He played in seven games as a true freshman, with two starts. Career wise, Couch completed 795 passes on 1,184 attempts for 8,435 yards and 74 touchdowns. The legend ended his career with seven NCAA records, 14 SEC records, and 26 school records.



#13 Bob Davis (1935-37): Halfback

In his three years at Kentucky, Bob Davis was recognized as the program's career rushing leader in the pre-modern era with 2,083


yards rushing. He was also a former all-time leading scorer at UK with 180 points. Davis twice had five-touchdown games and scored a UK all-time high 30 touchdowns during his career. Additionally, he had high games of 267 yards against Washington & Lee and 246 yards against Maryville. Davis had four rushing touchdowns of over 70 yards.



Dermontti Dawson (1984-87): Center/Offensive Guard

Dermontti Dawson lettered for three years as an offensive lineman for Coach Jerry Claiborne. He played guard and center and was

named All-SEC following his senior season. Dawson blocked for three of the top rushers in school history – Mark Higgs, George Adams and Marc Logan. A member of the 1984 Hall of Fame Bowl championship team, Dawson went on to have a 13-year career with the Pittsburgh Steelers after being drafted by the team in the second round of the 1988 NFL Draft. The seven-time Pro Bowl selection (1992-98) returned to Lexington and served as an analyst on the UKTV Network Telecasts. He was named to the Pro Football Hall of Fame in 2012.



#59 Joe Federspiel (1969-71): Linebacker

One of the top linebackers in Kentucky history, Joe Federspiel was named second-team All-American and first-team All-Southeastern

Conference in 1971, as well as UK's Most Valuable Senior. Federspiel led the team in tackles during his junior campaign with 125 stops and won UK's "Unsung Hero Award" his sophomore and junior seasons. He was a second-team All-SEC pick as a sophomore. He was named to Kentucky's All-Time Team by both the *Lexington Herald-Leader* and *Louisville Courier-Journal*. Federspiel played in the North-South Shrine Game and the All-American Bowl following his senior year and was later named to the SEC All-Decade Team for the 1970s by the *Atlanta-Journal Constitution*. He had a 10-year career in the NFL, including nine years with the New Orleans Saints (1972-80) and a season with the Baltimore Colts (1981). He is a member of the Saints' Hall of Fame was named to the Saints' All-50th Team in 2016. He also served several years as an SEC game official as an umpire.



**#70 Bob Gain (1947-50):
Tackle/Placekicker**

Bob Gain lettered four years for the Wildcats as tackle and placekick-


er. He was a two-time first-team All-American (1949-50) and the first player from the SEC to win the Outland Trophy (1950). Gain was a three-time All-SEC selection and first-round draft choice by Green Bay in 1951. He played 12 years in the NFL for Cleveland.



**#55 Irvin "Irv" Goode
(1959-61): Center/Linebacker**

Irvin Goode, a center and linebacker, lettered three years at Kentucky

under head coach Blanton Collier. Permanent team captain of the 1961 squad, Goode was also named a first-team All-American by *Time* and third-team All-SEC by United Press International the same year. Though most of his notoriety came as a center, Goode did manage a career-high 23 tackles against national champion Ole Miss as a junior. He played in four postseason all-star games - Hula Bowl, East-West Shrine Game, College All-Star Game and Senior Christian Bowl. After showcasing his talent at the collegiate level, Goode was the number one draft choice of the St. Louis Cardinals in 1962. He was a 13-year veteran of the National Football League and played with the Cardinals (1962-71), Buffalo Bills (1972), and Miami Dolphins (1973-74). Goode was a two-time Pro Bowl selection in 1964 and 1967.



**#22 Mark Higgs (1984-87):
Tailback**

Mark Higgs, standout running back from 1984-87, is one of UK's all-time leading rushers with 2,892

career rushing yards. He set school records for highest rushing average in a season (6.6 yards per attempt in 1987) and rushed for, what was then a school-record, 1,278 yards (broken in 1995). Higgs was selected as the SEC Offensive Player of the Week when he rushed for 192 yards in a 35-6 victory over Mississippi. In addition, he was named second-team All-SEC, UK's Most Valuable Senior, and to the SEC Academic Honor Roll. Following his senior season, Higgs played in the Blue-Gray Game and Hula Bowl before being drafted by the Dallas Cowboys. The running back enjoyed an eight-year career in the NFL with Dallas, Philadelphia, Miami, and Arizona.



**#80 Tom Hutchinson
(1960-62): End**

Formerly the all-time leading receiver at UK, Tom Hutchinson earned three varsity letters as a split end under head coaches Blanton

Collier and Charlie Bradshaw. He ended his career with then-school-records of 94 pass receptions, 1,483 receiving yards, averaged 15.9 yards per reception and scored nine touchdowns. The end was named first-team All-Southeastern Conference by the Associated Press in 1960, 1961, and 1962, first-team All-SEC by United Press International in 1961 and 1962, and third-team All-SEC by United Press International in 1960. Despite not earning a starting assignment in any of the 10 regular season games, Hutchinson caught 30 passes for 455 yards as a sophomore and grabbed 32 pass receptions in 1961 and 1962. He played in five postseason all-star games - Coaches All-America Game, College All-Star Game, Hula Bowl, East-West Shrine Game, and the Senior Christian Bowl. His NFL career began after he was selected by the Cleveland Browns in the first round of the draft in 1963 where he played for three seasons before spending one season with Atlanta (1966).



**#8 Clyde Johnson (1940-42):
Tackle**

Clyde Johnson owns the honor of being the University of Kentucky's first All-American in football. He was named a first-team All-American

and first-team All-Southeastern Conference by the Associated Press in 1942. Johnson played two seasons (1946-47) in the NFL with Los Angeles Rams.



**#27 Wallace "Wah Wah" Jones
(1945-48): End**

Wah Wah Jones lettered four years at Kentucky as an end and was a two-time All-Southeastern Conference selection. He was also named

first team All-SEC by the Associated Press in 1946 and third-team All-SEC in 1948. Jones led Kentucky in receiving in the 1947 and 1948 seasons and had a season-high 19 receptions for 243 yards and five touchdowns during his senior campaign. He helped lead the Wildcats to the Great Lakes Bowl, their first bowl appearance, in 1947 as a junior. The UK legend was also a four-year letterman in basketball and baseball. Jones, also a basketball standout, is the only UK athlete to have his jersey retired in both sports.



#44 John "Shipwreck" Kelly (1929-31): Halfback

John Kelly lettered as a halfback for the Wildcats from 1929-31 and gained approximately 2,100 rushing yards during his career. He accomplished a season-best 1,074 yards rushing in 1931 and held the UK all-time, single-game record with 280 rushing yards vs. Maryville in 1930.




#66 Ralph Kercheval (1931-33): Punter

Known as perhaps the finest punter in the history of the SEC, Ralph Kercheval lettered in 1931, 1932, and 1933 for the Wildcats. He set SEC season records for most punts (101), yards punted (4,413) and set single-game record for punting average (52.0 avg., min. 10). Kercheval holds one of the longest punts in UK history at a mark of 78 yards. Career wise, he punted 234 times for 9,749 yards and averaged 44.8 yards per punt. He also played quarterback, defensive back and kicker.



#80 Rick Kestner (1963-65): End


As a first-team All-Southeastern Conference offensive end in 1964 and 1965, Rick Kestner was one of the most prolific pass catchers in Wildcat history with 82 receptions in his career. His 42 catches in 1964 set a school record and his best game came the same year with nine catches for 185 yards and three touchdowns as Kentucky upset top ranked Mississippi, 27-21, in Jackson. The 185 receiving yards was the most ever in a game for a Wildcat until 1998. Kestner was placed on the Academic All-SEC team in 1964.



#50 Jim Kovach (1974-76, 1978): Linebacker

As one of the all-time leading tacklers in UK history, Jim Kovach is credited with 521 tackles, including a season high 164 in 1976. He was a four-year letterman who received medical hardship ruling in 1977 because of a shoulder injury, but made a comeback and was voted a consensus first-team All-Southeastern Conference selection in 1978. As an off the field accomplishment, he was named to the Academic All-SEC Honor Roll four times. In addition to being named second-team All-SEC in 1975 and 1976, Kovach was named the squad's Most Valuable Player, an Academic All-American, and received the 1978 National Football Founda-

tion Scholar-Athlete Award. He played in the 1978 Hula Bowl and received a 1979 NCAA Post-Graduate Scholarship. The linebacker was a fourth-round draft choice by the New Orleans Saints in 1979 and played there until 1985 when he moved to San Francisco to play for one year. He was named to the Academic All-America Hall of Fame in 2010.



#24 Dicky Lyons Sr. (1966-68): Running Back

Known as one of the greatest punt and kickoff return aces in Southeastern Conference history, Dicky Lyons lettered three years as a running back, flanker and kick returner at UK. He was named first-team All-SEC as a junior and senior and earned second-team all-league honors as a sophomore. Lyons was the first player in SEC history with 1,000 yards rushing, 1,000 yards in punt returns and 1,000 yards in kickoff returns. He held the SEC record for most return yardage in a game when he racked up 235 yards in punt and kickoff returns against LSU in 1967. Lyons' career punt return average of 15.4 yards per return ranks as one of the best in school history and SEC annals. He has been ranked so highly among the leaders in several other statistical categories at Kentucky and the SEC that he was named to Kentucky's All-Time Team by the *Lexington Herald-Leader*. He would go on to play for the New Orleans Saints in the NFL.



#87 Charlie McClendon (1949-50): Defensive End/Cornerback/Tight End


Charlie McClendon was a versatile performer for Coach Paul "Bear" Bryant and helped lead the 1949 team to the Orange Bowl and the 1950 squad to the Sugar Bowl. He lettered two seasons at UK as a defensive end, cornerback, and tight end. McClendon later became an assistant coach and joined Kentucky in 1951, Vanderbilt in 1952, and LSU from 1953-61 before taking over the reins in Baton Rouge in 1962. He compiled a 137-59-7 mark in 18 years at LSU, took the Tigers to 13 bowl games, and was named National Coach of the Year in 1970 by the American Football Coaches Association. In 1980, McClendon was the Executive Director of the Tangerine Bowl for two years before completing 12 years (1982-94) as Executive Director of the AFCA. He would later receive the Amos Alonzo Stagg Award from the AFCA in 1992 for "outstanding service in the advancement of the best interests of football."



#80 Steve Meilinger (1951-53): End/Halfback/Defensive Back/Linebacker

The versatile Steve Meilinger lettered three years for the Wildcats as an end, halfback, defensive

back, and linebacker. His career totals include 75 catches for 1,210 yards (16.1 avg.) and 17 touchdowns, a former UK team record. Meilinger had 41 receptions and racked up 576 yards and eight touchdowns during the 1951 season, which led to him becoming a first-team All-American in 1952 and 1953. He was also named first-team All-SEC three times (1951-53) and the Birmingham QB Club Quarter Century All-SEC Team (1950-74). He rushed for 714 yards and intercepted six passes during his college career and was later a first-round NFL Draft choice by Washington. He was named to the College Football Hall of Fame in 2013.



#79 Lou Michaels (1955-57): Tackle/Kicker/Punter

Lou Michaels, a two-time first-team All-America selection (1956 & 57), lettered three years at the University of Kentucky as a tackle,

kicker, and punter. He was named an Outstanding SEC Lineman by the Birmingham Touchdown Club in 1956, as well as the following year by the Atlanta Touchdown Club. Also in 1957, he was named SEC Outstanding Player by Nashville Banner. Michaels averaged 39.8 yards per punt, had 122 punts for 4,852 yards, and connected on 13 of 16 PATs and 2 of 3 field goals during his career at UK. He was inducted into the College Football Hall of Fame in 1992.



#51 Doug Moseley (1949-51): Center/Linebacker

Doug Moseley earned three varsity letters as a center and linebacker at the University of Kentucky and played under head coach Paul

"Bear" Bryant on teams that compiled a 28-8 overall record, including one Southeastern Conference championship (1950) and appearances in the Orange, Sugar, and Cotton Bowls. He was named a first-team All-American in 1951 by the Associated Press and Football Writers Association of America in addition to being a first-team All-Southeastern Conference by the Associated Press and United Press International that same year. Moseley was also a second-team All-Southeastern Conference selection by the Associated Press the previous year. A permanent co-captain of the 1951 Wildcat squad, which posted an 8-4 record and a 20-7 vic-

tory over Texas Christian University in the Cotton Bowl, Moseley earned the 1951 *Atlanta Constitution* Award and played in the College All-Star Game in Chicago.



#11 Rick Norton (1963-65): Quarterback

Rick Norton lettered three years at quarterback for the Wildcats and was named a first-team All-American in 1965 by *Time* magazine and

NBC along with Academic All-Southeastern Conference honors in 1963. Career wise, Norton finished with 4,139 yards of total offense, and completed 298 of 598 (.498 pct.) passes for 4,514 yards and 26 touchdowns. He held UK mark for season passing with 1,823 yards and 11 touchdowns in 1965. Norton owned the Wildcats' single-game mark with 373 yards passing against Houston in 1965. As a result of his accomplishments, he was a first-round draft pick of the Miami Dolphins in 1966 and played with the team until 1969.



#52 Rick Nuzum (1972-74): Offensive Lineman

Rick Nuzum began his career as a defensive end at UK before moving to offensive tackle, offensive guard and center for his last two seasons.

He was named a first-team All-American as a center in 1974, second-team All-Southeastern Conference as a senior, and the squad's Most Valuable Player in 1974. Nuzum participated in the 1974 Hula Bowl and East-West Shrine Game. After being coached at Kentucky by John Ray and Fran Curci, he was drafted in the fifth round by the Los Angeles Rams in 1975 where he played one season (1977) before playing his final two with the Green Bay Packers (1978-79).



#10 Vito "Babe" Parilli (1949-51): Quarterback

A two-time first-team All-American in 1950 and 1951, Babe Parilli also finished third and fourth in Heisman Trophy voting his junior and senior

seasons. He lettered three years at quarterback for the Wildcats and set a UK career record for touchdown passes with 50. Parilli completed 331 of 592 passes for 4,351 yards in his career and the team posted a 28-8 record, claimed an SEC title along with spots in the Orange, Sugar, and Cotton Bowls under his leadership. After being taken in the first-round of the NFL Draft by the Green Bay Packers in 1952, the quarterback played for six years in the NFL, then 10 years in the AFL, culminating with a



1969 Super Bowl championship with the New York Jets.



#12 Derrick Ramsey (1975-77): Quarterback

Derrick Ramsey, a quarterback, lettered three years for the Wildcats. He was named to the first-team All-Southeastern Conference and third-team All-America by the Associated Press and United Press International in 1977. Ramsey was also named the Outstanding SEC Quarterback following his senior campaign by the Birmingham Touchdown Club. He led the Wildcats to 9-3 and 10-1 records as a junior and senior, including a 21-0 victory over North Carolina in the 1976 Peach Bowl. The star quarterback finished off a successful career with 3,417 yards of total offense, 1,764 rushing yards, 1,653 passing yards, 25 rushing touchdowns, and 14 passing touchdowns. Ramsey played in the East-West Shrine All-Star Game and later went on to play for three different NFL teams as a tight end – Oakland/Los Angeles Raiders (1978-83), New England (1983-85) and Detroit (1987). Currently, he serves as Secretary of Education and Workforce Development for the Commonwealth of Kentucky.



#45 Jay Rhodemyre (1942, 1946-47): Center/Linebacker

During his three seasons at Kentucky, Jay Rhodemyre became a first-team ALL-SEC choice as a senior after garnering third-team all-league honors as a junior. He played his final two years for the legendary Paul “Bear” Bryant and helped lead Kentucky to the school’s first bowl appearance in 1947. Rhodemyre was named to Kentucky’s All-Time Team in selections made by both the *Lexington Herald-Leader* and the *Louisville Courier-Journal*. Further accolades include: MVP honors of the 1948 College All-Star Game, a spot in the 1947 Blue-Gray Game, and a four-year career in the NFL with the Green Bay Packers. Following his football career, Rhodemyre worked as an engineer and was part-owner of Thermal Equipment Sales Company.



#74 Dave Roller (1968-70): Defensive Lineman

Stalwart defensive lineman Dave Roller lettered from 1968-70 for the Wildcats. He played defensive guard as a sophomore, moved to end his junior year, and then played tackle as a senior. Roller was a first-team All-Southeastern Conference

selection as both a junior and senior and received UK’s “Unsung Hero Award.” As a sophomore, he was selected as a second-team All-SEC choice and was later named to Kentucky’s All-Time team by the *Lexington Herald-Leader*. After the Wildcats defeated Kansas State in 1970, Roller was named National Lineman of the Week. All-star game wise, he played in the All-American Bowl, the Hula Bowl, and the North-South Shrine Game. Roller enjoyed a 10-year career in the NFL with the New York Giants (1971-74), Green Bay Packers (1975-78), and Minnesota Vikings (1979-80).



#19 Howard Schnellenberger (1952-55): End

During his four letter years as an end, Howard Schnellenberger played two seasons each for head coaches Paul “Bear” Bryant and Blanton Collier and was named a first-team All-American, first-team All-Southeastern Conference by the Associated Press in 1955 and third-team All-Southeastern Conference in 1954. He became a permanent co-captain as a senior in 1955 and ended his career with 44 receptions for 618 yards (14.0 avg.), 11 touchdowns, and owned a ratio of one touchdown catch for every four pass receptions. Schnellenberger led the Wildcats in receiving during both the 1954 and 1955 seasons. His most memorable reception was a 22-yard touchdown catch on a pass from Bob Hardy to give Kentucky a 14-13 victory over Tennessee in 1954. The Wildcats compiled a 25-12-4 record during Schnellenberger’s time on campus. He went on to play in the 1955 Blue-Gray All-Star Game and Senior Bowl. Shortly later, he began his coaching career as an assistant at Kentucky from 1959 to 1960 under Blanton Collier. From there, he moved on to be an assistant coach at Alabama (1961-65) under his former coach Paul Bryant. Schnellenberger then moved to the professional ranks of the NFL and served as an assistant with the Los Angeles Rams (1966-69) under George Allen and the Miami Dolphins (1970-72; 1975-79) under Don Shula. He was head coach of the Baltimore Colts for two years (1973-74) before going back to the collegiate level and leading the University of Miami (Fla.) to the 1983 national championship. He also became the head coach at Louisville, Oklahoma and Florida Atlantic.



#32 Larry Seiple (1964-66): Halfback

Larry Seiple, a versatile performer who starred for the Wildcats as a runner, pass receiver, kickoff returner, and punter, lettered three years.

After being named second-team All-SEC as a junior, he won UK's "Unsung Hero Award" as a senior. Seiple set Kentucky records for average yards per pass reception in a season (23.5, 1965) and career (19.8). Career wise, he caught 72 passes for 1,422 yards and 36.9 yards per punt during his career. Known as a big-play collegian, Seiple had four catches of 70 yards or more during his career and on 4th-and-41 yards to go against Mississippi in 1965, he ran a fake punt over 70 yards for a touchdown. After college, Seiple played with the Miami Dolphins for 11 years (1967-77) and later served as an assistant coach to the Dolphins.



#48 Washington Serini (1944-47): Tackle

Also known as "Wash," Washington Serini earned four varsity letters as a tackle at Kentucky and played under three different head coaches – A.D.

Kirwan, Bernie Shively, and Paul "Bear" Bryant. He was named first-team All-Southeastern Conference by the Associated Press in 1944 and twice was named second-team All-Southeastern Conference in 1945 and 1947. Serini was a member of the Wildcats' first bowl team (1947 Great Lakes Bowl) and participated in three Blue-Gray All-Star games in 1944, 1946, and 1947. He went on to play in the NFL for the Chicago Bears from 1948-51 and the Green Bay Packers in 1952.



Bernie Shively (1938-67): Athletic Director

Bernie A. Shively served as director of athletics at the University of Kentucky for 30 years and supervised major expansions of UK athletic


facilities during his tenure. He is responsible for the expansion of Stoll Field/McLean Stadium in 1948, 1949, and 1950 to increase the seating capacity to 37,500. Shively is also credited with the construction of Memorial Coliseum (11,500) in 1950 and for what is now known as the Shively Sports Complex that was constructed in 1959. The complex includes the football practice fields and is now home to Kentucky baseball and track & field. In addition to being the head coach of the football team for a year in 1945, Shively was also a Chairman of the NCAA Basketball Tournament Committee.



#97 Art Still (1974-77): Defensive End

Art Still lettered four years at the University of Kentucky as a defensive end and was a consensus

first-team All-American in 1977 after he broke the UK single-season record with 22 tackles behind the line. He was also named two-time, first-team All-SEC in 1976 and 1977. Still was honored by the Birmingham Touchdown Club and the Columbus (Ga.) Touchdown Club as the SEC Outstanding Senior Player in 1977. The legendary defensive end finished his career with 327 tackles and was named to the Lakeland (Fla.) Ledger 25-year All-SEC team (1961-1975). A first-round draft choice by Kansas City in 1978, Still played 12 seasons in the NFL with Kansas City and Buffalo. He was named to the College Football Hall of Fame in 2015.



#70 Herschel Turner (1961-63): Tackle

In 1963, Herschel Turner was named a first-team All-American as an offensive tackle and defensive tackle. He was also named first-team

All-Southeastern Conference as a senior and participated in the Blue-Gray Game and the Senior Bowl. Turner logged the most minutes played on UK's 1962 squad known as the "Thin Thirty." After being drafted in the second round of the 1964 NFL Draft by St. Louis, Turner played two seasons (1964-65) with the Cardinals as a guard and tackle.



#50 Harry Uliniski (1946-49): Center/Linebacker

A four-year letterman under Paul "Bear" Bryant, Harry Uliniski was a standout center, linebacker and a captain of the 1949 Wildcat squad,

which posted a 9-3 record, played in the Orange Bowl, and at one point in the season was ranked seventh, but finished eleventh. He was named to the first-team All-Southeastern Conference in 1949 by the Associated Press, first-team All-South by *Collier's Magazine*, and honorable mention All-America. Uliniski was named SEC Player of the Week after Kentucky's 25-0 blanking of Georgia. He also played in the 1950 College All-Star Game and had a six-year career in the NFL with the Washington Redskins.



#88 Jeff Van Note (1966-68): Defensive End

Jeff Van Note originally came to Kentucky as a fullback, but ended his career as an outstanding defensive end. Under head coach Charlie

Bradshaw, he earned second-team All-Southeastern Conference honors as a sophomore in 1966 and was the squad's Most Valuable Player as a senior in 1968. Drafted in the 11th round by the



Atlanta Falcons in 1969, Van Note played 18 years in the NFL (1969-1986), all with the Falcons, as a center. Through a great career, he received All-National Football Conference honors in 1980 and was named All-Pro in 1982. He played in six Pro Bowls (1974, 1975, 1979, 1980, 1981, and 1982). The UK great also served as an expert analyst on radio broadcasts of UK football games.

Players who have been named to the UK Athletics Hall of Fame but have not had jerseys retired:

12	Derek Abney, WR	2000-03
79	Oliver Barnett, DE	1986-89
85	Al Bruno, WR	1948-50
19	Keenan Burton, WR	2003-07
44	Wilbur Hackett, LB	1968-70
22	Jared Lorenzen, QB	2000-03
45	Marty Moore, LB	1990-93
23	Nate Northington, DB	1966-67
82	Greg Page, DE	1966-67
9	Bill Ransdell, QB	1983-86
10	Moe Williams, RB	1993-95
3	Craig Yeast, WR	1995-98
3	Andre' Woodson, QB	2004-07
22	Danny Trevathan, LB	2008-11
67	Larry Warford, OG	2009-12
45	Chris Chenault, LB	1985-88



KENTUCKY BOWL HISTORY

All-Time Record: 12-10

Great Lakes Bowl

Dec. 6, 1947: UK 24, Villanova 14

Orange Bowl

Jan. 2, 1950: Santa Clara 21, UK 13

Sugar Bowl

Jan. 1, 1951: UK 13, Oklahoma 7

MVP: Walt Yowarsky

Cotton Bowl

Jan. 1, 1952: Kentucky 20, TCU 7

MVPs: Emery Clark, Ray Correll, Babe Parilli

Peach Bowl

Dec. 31, 1976: UK 21, North Carolina 0

Off. MVP: Rod Stewart

Def. MVP: Mike Martin

Hall of Fame Bowl

Dec. 22, 1983: West Virginia 20, UK 16

UK MVP: George Adams

Hall of Fame Bowl

Dec. 29, 1984: UK 20, Wisconsin 19

MVP: Marc Logan

Peach Bowl

Dec. 31, 1993: Clemson 14, UK 13

UK Offensive MVP: Pookie Jones

UK Defensive MVP: Zane Beehn

Outback Bowl

Jan. 1, 1999: Penn State 26, UK 14

HomePoint.com Music City Bowl

Dec. 29, 1999: Syracuse 20, UK 13

Gaylord Hotels Music City Bowl

Dec. 29, 2006: UK 28, Clemson 20

MVP: Andre' Woodson

Gaylord Hotels Music City Bowl

Dec. 31, 2007: UK 35, Florida State 28

MVP: Andre' Woodson

AutoZone Liberty Bowl

Jan. 2, 2009: UK 25, East Carolina 19

MVP: Ventrell Jenkins

UK Offensive MVP: Mike Hartline

UK Defensive MVP: Braxton Kelley

Gaylord Hotels Music City Bowl

Dec. 27, 2009: Clemson 21, UK 13

BBVA Compass Bowl

Jan. 8, 2011: Pittsburgh 27, UK 10

TaxSlayer Bowl

Dec. 31, 2016: Georgia Tech 33, UK 18

UK MVP: Stephen Johnson

Franklin American Mortgage

Music City Bowl

Dec. 29, 2017: Northwestern 24, UK 23

VRBO Citrus Bowl

Jan. 1, 2019: Kentucky 27, Penn State 24

MVP: Benny Snell Jr.

Belk Bowl

Dec. 31, 2019: Kentucky 37, Virginia Tech 30

MVP: Lynn Bowden Jr.

TaxSlayer Gator Bowl

Jan. 2, 2021: Kentucky 23, N.C. State 21

MVP: A.J. Rose

Vrbo Citrus Bowl

Jan. 1, 2022: Kentucky 20, Iowa 17

MVP: Wan'Dale Robinson

TransPerfect Music City Bowl

Dec. 31, 2022: Iowa 21, UK 0



KENTUCKY BOWL SUMMARIES

1947 • Great Lakes Bowl

Kentucky 24, Villanova 14

The Kentucky Wildcats made their first appearance on the bowl scene in the 1947 Great Lakes Bowl and came away with a 24-14 victory over Villanova before a crowd of 14,908 at Cleveland Municipal Stadium.

Kentucky, in its second year under head coach Paul "Bear" Bryant, finished at 8-3 on the season with the victory.

Quarterback/kicker George Blanda gave Kentucky a 3-0 lead in the first quarter. Blanda connected on a 27-yard field goal to put the Cats up and it remained that way until halftime.

In the third quarter, UK's Jim Howe scampered 29 yards for a score. Kentucky led 10-0 after three periods.

Bill Boller scored both Kentucky touchdowns in the fourth period, romping 15 yards on a handoff from Blanda and racing 49 yards to paydirt with an interception. Blanda added both PATs to round out the Kentucky scoring.

Villanova also added a pair of fourth-quarter touchdowns, but it was not enough as Kentucky captured its first bowl victory in school history.

SCORING SUMMARY

VILLANOVA	0	0	0	14	—	14
KENTUCKY	3	0	7	14	—	24

1st	UK	Blanda, 27 FG
3rd	UK	Howe, 29 run (Blanda PAT)
4th	UK	Boller, 15 run (Blanda PAT)
	UK	Boller, 49 interception return (Blanda PAT)
	VU	Shehhan, 9 pass from Gordon
	VU	Pasquinriello, 10 run

Attendance - 14,908

1950 • Orange Bowl

Santa Clara 21, Kentucky 13

Kentucky committed three turnovers and let a seven-point halftime lead slip away in dropping its first major bowl game, 21-13, to Santa Clara in the 1950 Orange Bowl before a crowd of 64,816.

The Wildcats, 9-3, scored their first touchdown early in the second quarter as a result of a Santa Clara turnover. UK's John Netoskie recovered at fumble at the Wildcat 49 to set up Kentucky's first score. The Wildcats drove 51 yards in 14 plays as Wilbur Jamerson hammered over from two yards. Bobby Brooks added the PAT to make it 7-0.

Kentucky wasted a golden scoring opportunity late in the second quarter when Babe Parilli found Bill Leskovar for a 45-yard completion to the SC 3 with time running out. Leskovar and runningmate Don Phelps each were stopped short on their

respective rush attempts and the clock ran out before UK could score. The Wildcats led 7-0 at halftime.

UK coach Paul "Bear" Bryant said afterward he should have sent in a pass play just before the half. "If it failed," he said, "the clock was killed then we could have tried a field goal."

A short 9-yard punt by Phelps set up Santa Clara's first score in the third quarter. After taking over on the SC 46, Bronco quarterback John Pasco hit Larry Williams on a 25-yard pass. Santa Clara eventually scored on a 1-yard sneak by Pasco to tie the game, 7-7.

Santa Clara scored again later in the third period, thanks in part to a pass interference call against Kentucky. Hall Haynes went over from 4 yards to make it 14-7 after three quarters.

Parilli led Kentucky right back, hitting Emery Clark on a 52-yard touchdown strike. Brooks, however, missed the tying PAT, breaking a personal streak of 18 straight, as Santa Clara led 14-13 with 12 minutes left in the contest.

Santa Clara managed to hold off the Cats and added an insurance score with less than a minute left, a 16-yard TD run by Buster Wraith.

SCORING SUMMARY

KENTUCKY	0	7	0	6	—	13
SANTA CLARA	0	0	14	7	—	21

2nd	UK	Jamerson, 2 run (Brooks PAT)
3rd	SC	Pasco, 1 run (Vargas PAT)
	SC	Haynes, 4 run (Vargas PAT)
4th	UK	Clark, 52 pass from Parilli (PAT missed)
	SC	Wraith, 16 run (Vargas PAT)

Attendance - 64,816

1951 • Sugar Bowl

Kentucky 13, Oklahoma 7

Kentucky arrived on the national football scene and stunned national champion Oklahoma, 13-7, to capture the 1951 Sugar Bowl before 82,000 in New Orleans.

The Wildcats, 11-1, displayed a tough defense and opportunistic offense in snapping Oklahoma's 31-game winning streak, the longest in the nation at that time. More than 13,000 Kentucky fans made the long trip to New Orleans to watch the Southeastern Conference champions pick up their school record 11th win.

Under the direction of coach Paul "Bear" Bryant, Kentucky continually confused the favored Sooners with different defensive looks. The Wildcats used three tackles much of the time, causing OU quarterback Claude Arnold to hasten his playmaking.



Inflicting the most damage on the Sooners was Walt Yowarsky, a tackle who had played less than five minutes on the defensive side of the football in 1950. Yowarsky operated at left end, next to Outland Trophy winner Bob Gain, and repeatedly sliced into the Sooner backfield to break up passes and to make Arnold hurry his handoffs and laterals.

Yowarsky recovered a fumble on the OU 22 that set up UK's first touchdown. On the very next play, Babe Parilli hit Wilbur Jamerson in the right corner of the end zone for the score. Gain added the PAT to make it 7-0 in the first quarter.

Kentucky marched 81 yards in the second quarter to go up 13-0. Jamerson dove over from the one to cap the drive, but Gain missed wide on the PAT.

The Wildcat defense, ranked number two in the nation, showed Oklahoma why late in the third quarter. The Sooners drove 67 yards with the second-half kickoff, sitting at the UK 3 with a first-and-goal. Yowarsky helped UK turn back the Sooners, throwing an OU runner for a 5-yard loss on third down and Oklahoma eventually turned the ball over on downs.

Yowarsky, voted the game's MVP, thwarted another Oklahoma scoring threat in the fourth quarter as he recovered a fumbled punt.

Oklahoma did score with seven minutes to play as Billy Vessels hit Merrill Green on a 17-yard pass for the touchdown. Jim Weatherall added the PAT.

The Wildcats managed to hold on to the football for all but one play the rest of the way to claim a stirring 13-7 win.

BOWL GAME TEAM RECORDS

Rushing

Rush Attempts: 55 (Belk, 2019)
Net Rushing Yards: 331 (Belk, 2019)
Touchdowns Rushing: 3 (Great Lakes, 1947;
Peach, 1976; Music City 2017, Belk 2019)

Passing

Pass Attempts: 50 (Music City, 2007)
Pass Completions: 32
(Music City, 2007)
Had Intercepted: 2 (Orange, 1950;
Outback, 1999; Music City 2017)
Passing Yards: 358 (Music City, 2007)
Touchdowns Passing: 4 (Music City, 2007)

Total Offense

Offensive Plays: 82 (Music City, 2007)
Total Yards: 501 (Music City, 2007)

Scoring

Points Scored: 37 (Belk, 2019)
Most Touchdowns: 5 (Music City 2007,
Belk 2019)
Most Field Goals: 3 (Gator, 2021)

First Downs

Most First Downs: 29 (Music City, 2007)
First Downs by Rush: 17 (Peach, 1976)
First Downs by Pass: 19 (Music City, 2007)

Fumbles

Most Fumbles: 5 (Music City, 2007)
Fumbles Lost: 3 (Music City, 2007)

Interceptions

Most INTs: 3 (Citrus Bowl, 2022)

SCORING SUMMARY

OKLAHOMA	0	0	0	7	—	7
KENTUCKY	7	6	0	0	—	13

1st	UK	Jamerson, 22 pass from Parilli (Gain PAT)
2nd	UK	Jamerson, 1 run (PAT missed)
4th	OU	Green, 17 pass from Vessels (Weatherall PAT)

Attendance - 82,000

1952 • Cotton Bowl

Kentucky 20, TCU 7

Quarterback Babe Parilli threw for two touchdowns to lead the Kentucky Wildcats to a 20-7 victory over the TCU Horned Frogs in the 1952 Cotton Bowl before a crowd of 75,349 in Dallas, Texas.

Parilli, who completed 8-of-20 passes for 85 yards, tossed both touchdown strikes to Emery Clark. With the victory, the Wildcats ended the season at 8-4.

Kentucky got on the scoreboard first, as Parilli found Clark for the first of two TDs. Parilli hit Clark with a 5-yard toss to culminate a 53-yard scoring march. Harry Jones added the PAT and Kentucky led 7-0 after one quarter.

In the second period, UK got its second touchdown when Parilli and Clark hooked up again. This time, Parilli found Clark on a 13-yard TD strike to cap a 57-yard drive. Jones missed on the PAT attempt and UK settled for a 13-0 lead in the second period with a little over 10 minutes left.

The Wildcat defense made that 13-point lead stand up until halftime as the Horned Frogs drove four times deep into UK territory. Led by All-American guard Ray Correll, the Wildcats turned TCU away on drives to the UK 4, 24, 5 and 2-yard lines to take a 13-0 lead at intermission.

TCU's Bobby Jack Floyd sliced the UK lead to 13-7 when he galloped 43 yards on a sweep. Floyd's run capped an 80-yard scoring drive which took only four plays. Keith Flowers added the PAT with 1:12 left in the third period.



Kentucky ended any thoughts of a TCU comeback, thwarting the only two Horned Frog offensive drives in the fourth period and scoring an insurance touchdown as well. Ed Hamilton sealed the UK victory with a 3-yard score off left tackle with 3:33 left. Jones added the PAT for the final 20-7 score.

SCORING SUMMARY

KENTUCKY	7	6	0	7	—	20
TCU	0	0	7	0	—	7

1st	UK	Clark, 5 pass from Parilli (Jones PAT)
2nd	UK	Clark, 13 pass from Parilli (PAT missed)
3rd	TCU	Floyd, 43 run (Flowers PAT)
4th	UK	Hamilton, 3 run (Jones PAT)

Attendance - 75,349

1976 • Peach Bowl

Kentucky 21, North Carolina 0

Kentucky tailback Rod Stewart scored three touchdowns to lead the Wildcats to a 21-0 blanking of North Carolina before a sellout crowd of 54,132 in the 1976 Peach Bowl in Atlanta, Ga.

The Wildcats, after a 25-year absence from the postseason bowl scene, returned in fine fashion as Kentucky completely smothered the Tar Heels. Kentucky outgained North Carolina 334-108 in total yards, limiting the Tar Heels to just five first downs and forcing five UNC turnovers.

After a scoreless first half, Kentucky went to work in the third period after UNC quarterback Matt Kupec fumbled at the Tar Heel 21. UK's James Ramey recovered and the Wildcats were in business.

Seven plays later, Stewart busted over from the one for the touchdown. John Pierce added the PAT and Kentucky led 7-0 after three quarters.

Stewart sent the 37,000-plus Kentuckians, who had followed UK to the Peach Bowl, into a frenzy with his second touchdown early in the fourth quarter. The Wildcats marched 57 yards in 9 plays as Stewart capped the drive with a 13-yard gallop behind All-American tackle Warren Bryant. Pierce was good on the PAT and Kentucky led 14-0 with 13:01 left to play.

The Big Blue had to go only 47 yards for their final score. Kentucky faced a fourth-and-one from the UNC 3 with a little over three minutes remaining. Once again, Stewart (104 yards on 19 carries) got the call and he picked up both - the first down and the touchdown. Pierce was true on the PAT and UK had put the game away.

Stewart tied the Peach Bowl record for most touchdowns and scoring with the three TDs and 18 points. He was named the game's MVP. The Most Valuable Defensive Player of the game was UK

linebacker Mike Martin, who helped hold UNC to just over 100 yards.

SCORING SUMMARY

NORTH CAROLINA	0	0	0	0	—	0
KENTUCKY	0	0	7	14	—	21

3rd	UK	Stewart, 1 run (Pierce PAT)
4th	UK	Stewart, 13 run (Pierce PAT)
	UK	Stewart, 3 run (Pierce PAT)

Attendance - 54,132

1983 • Hall of Fame Bowl

West Virginia 20, Kentucky 16

Kentucky won much of the statistical battle but lost the war in dropping a tough 20-16 decision to the West Virginia Mountaineers in the 1983 Hall of Fame Bowl in Birmingham, Ala.

The Wildcats, in a bowl for the first time since 1976, outgained West Virginia 306-288 in total offense and held the edge in first downs 19-18 and passing yards 216-88. But 17 second-half points by West Virginia were too much for the Wildcats to overcome.

WVU scratched first as placekicker Paul Woodside connected on a 39-yard field goal late in the first quarter.

Kentucky countered with 10 points in the second stanza to take a 10-3 lead at halftime.

The Wildcats marched 54 yards in eight plays for their first score. Facing a third-and-three from the Mountaineers' 26, Kentucky used some razor-dazzle as Tony Mayes swept right, then threw back to quarterback Randy Jenkins in the left corner of the endzone for the TD. John Hutcherson added the PAT and UK led 7-3 with 10:59 left in the second period.

Jenkins hit two big passes late in the second quarter to help set up a 32-yard field goal by Hutcherson. Jenkins connected with Joe Phillips for a 19-yard pass play and then hit George Adams for a 14-yarder as Hutcherson connected with 38 seconds left in the half.

WVU kicker Paul Woodside fooled everyone to begin the second half. Woodside tried an on-side kick to start the half and then recovered it to give the Mountaineers the football at the UK 48. Eight plays later, QB Jeff Hostetler found Rich Hollins for a 16-yard TD strike. Woodside added the PAT and it was 10-10 with 11:10 left in the third quarter.

West Virginia scored twice in a span of two minutes early in the fourth quarter to take a commanding 20-10 lead. Hostetler capped off a 10-play, 81-yard drive with a 2-yard scoring toss to Rob Bennett to make it 17-10 with 11:15 left to play.

Two plays later, West Virginia took over after an interception of a Jenkins pass at the UK 16. The



interception set up a 23-yard field goal by Woodside as the Mountaineers went up 20-10 with 9:18 remaining.

Kentucky freshman quarterback Bill Ransdell led the Wildcats back, marching UK 92 yards in 11 plays following the kickoff. Ransdell hit Phillips for a 13-yard scoring toss to make it 20-16 with 5:50 left. Hutcherson missed the PAT.

The Wildcats got one more shot, but could get no further than the UK 37.

SCORING SUMMARY

WEST VIRGINIA	3	0	7	10	—	20
KENTUCKY	0	10	0	6	—	1

1st	03:54 WV	Woodside, 39 FG	3:54-1Q
2nd	10:59 UK	Jenkins, 26 pass from Mayes (Hutcherson PAT)	
	00:38 UK	Hutcherson, 32 FG	
3rd	11:10 WV	Hollins, 16 pass from Hostetler (Woodside PAT)	
4th	11:15 WV	Bennett, 2 pass from Hostetler (Woodside PAT)	
	09:18 WV	Woodside, 23 FG	
	05:50 UK	Phillips, 13 pass from Ransdell (PAT missed)	

Attendance - 42,000

1984 • Hall of Fame Bowl

Kentucky 20, Wisconsin 19

Kentucky's Joey Worley booted a career-long 52-yard field goal with just under nine minutes remaining to give the Wildcats a thrilling 20-19 victory over the Wisconsin Badgers in the 1984 Hall of Fame Bowl in Birmingham, Ala.

Worley, a freshman, helped Kentucky overcome a nine-point deficit in the second half with his school and bowl record field goal.

Wisconsin jumped on top early, scoring twice in the first quarter. Todd Gregoire nailed a 40-yard field goal just under four minutes into the game and Michael Howard hit Thad McFadden with a 3-yard TD pass. Gregoire added the PAT and the Badgers led 10-0 with 5:34 left in the opening period.

Gregoire added another field goal, this one from 27 yards, to make it 13-0 with 7:05 left in the second period.

Kentucky got on the board after safety Paul Calhoun intercepted a Howard pass to give UK possession at the Badger 42. It took Kentucky just five plays to score as Marc Logan went over from nine yards. Worley added the PAT to cut the deficit to 13-7 with 1:29 left in the half.

Wisconsin was not through. The Badgers used four running plays, two passes and a costly 15-yard penalty to move the football to the UK 3 with two seconds left in the half. From there, Wisconsin decided on a Gregoire field goal (20-yarder) to take a 16-7 edge at halftime.

Kentucky narrowed the gap to 16-10 on a 22-yard field goal by Worley with 11:28 left in the third quarter. But Gregoire responded with a

BOWL GAME INDIVIDUAL RECORDS

Rushing

233	Lynn Bowden Jr. (34 att.) Belk, 2019
152	Rafael Little (28 att.) Music City, 2007
148	A.J. Rose (12 att.) Gator, 2021
144	Benny Snell Jr. (26 att.) Citrus, 2019
107	Chris Rodriguez Jr. (20 att.) Citrus, 2022
104	Rod Stewart (19 att.) Peach, 1976
152	Rafael Little (28 att.) Music City, 2007
104	Rod Stewart (19 att.) Peach, 1976
144	Benny Snell Jr. (26 att.) Citrus, 2019

Pass Attempts

50	André Woodson (32 comp.) Music City, 2007
48	Tim Couch (30 comp.) Outback, 1999
43	Dusty Bonner (30 comp.) Music City, 1999

Pass Completions

32	André Woodson (50 att.) Music City, 2007
30	Dusty Bonner (43 att.) Music City, 1999
30	Tim Couch (48 att.) Outback, 1999

Passing Yards

358	André Woodson (32 of 50) Music City, 2007
336	Tim Couch (30 of 48) Outback, 1999
308	Dusty Bonner (30 of 43) Music City, 1999

Offensive Plays

56	Tim Couch (8 rush, 48 pass) Outback, 1999
54	André Woodson (4 rush, 50 pass) Music City, 2007
52	Dusty Bonner (9 rush, 43 pass) Music City, 1999

Total Yards

344	Tim Couch (8 rush, 336 pass) Outback, 1999
332	André Woodson (-26 rush, 358 pass) Music City, 2007
326	Lynn Bowden Jr. (233 rush, 73 pass, 20 kick return); Belk, 2019
324	Dusty Bonner (16 rush, 308 pass) Music City, 1999

Receptions

10	Wan'Dale Robinson (170 yards) Citrus, 2022
8	Anthony White (85 yards) Music City, 1999
8	Rafael Little (50 yards) Music City, 2007

Receiving Yards

170	Wan'Dale Robinson (10 rec.) Citrus, 2022
124	Steve Johnson (7 rec.) Music City, 2007
89	Tavin Richardson (5 rec.) Music City 2017
85	Anthony White (8 rec.) Music City, 1999



40-yarder two minutes later to move the count back to nine, 19-10.

Behind UK quarterback Bill Ransdell, the Wildcats marched 82 yards in 11 plays later in the quarter to get within two, 19-17. Ransdell hit Logan on a screen pass to cover the final 27 yards and with the Worley PAT, UK was back in it with 26 seconds left in the third quarter.

The next time Kentucky got the ball, Ransdell moved the Cats into position for Worley's 52-yarder. Starting from the UK 22, tailback Mark Higgs got the call four consecutive times, then it was Adams' turn the next four plays. Facing a fourth-and-two at the UW 34, Worley nailed the game-winner with 8:55 left.

Wisconsin came back and marched to the UK 8 with less than two minutes left. With the Badgers facing a fourth-and-six, Gregoire was called on for his fifth field goal attempt. This time, the snap from center was bobbled and UK sealed the victory.

SCORING SUMMARY

WISCONSIN	10	6	3	0	—	19
KENTUCKY	0	7	10	3	—	20

1st	11:32 UW	Gregoire, 40 FG
	05:34 UW	McFadden, 3 pass from Howard (Gregoire PAT)
2nd	07:05 UW	Gregoire, 27 FG
	01:29 UK	Logan, 9 run (Worley PAT)
	00:02 UW	Gregoire, 20 FG
3rd	11:28 UK	Worley, 22 FG
	09:04 UW	Gregoire, 40 FG
	00:26 UK	Logan, 27 pass from Ransdell (Worley PAT)
4th	08:55 UK	Worley, 52 FG
Attendance - 47,300		

1993 • Peach Bowl

Clemson 14, Kentucky 13

The Wildcats met the 24th-ranked Clemson Tigers in the 26th annual Peach Bowl and came within one minute of winning their sixth bowl in eight tries. But a Clemson TD in the closing seconds sent UK home with a 14-13 loss.

Kentucky took the opening kickoff and marched down the field to the Clemson 2-yard line, where what appeared to be a QB Pookie Jones-to-WB Alfonzo Browning TD was instead a turnover when Browning fumbled the ball while attempting to extend it over the goal line.

Clemson took over on its own one and proceeded to march 99 yards for the game's first score, a 2-yard TD plunge by TB Emory Smith. The PAT gave the Tigers a 7-0 lead. Clemson ran the ball 15 times and attempted only three passes in the drive. Kentucky was stopped again at the 1-yard line before the Wildcats finally scored on Nicky Nickels' 34-yard FG in the second period, making the score Clemson 7, Kentucky 3.

UK captured the lead early in the fourth quarter when Jones hit WR Mark Chatmon with a 5-yard TD pass, making it UK 10, Clemson 7. Nickels added another FG, this one from 26 yards, to extend UK's lead to 13-7. But after Dan Ariza's 55-yard punt pinned the Tigers inside their own 18-yard line, QB Patrick Sapp hit Smith with a 57-yard screen pass to move Clemson into scoring position. With less than a minute remaining, LB Marty Moore intercepted a Sapp pass, but fumbled it back, giving Clemson a second chance. The Tigers capitalized when Sapp hit WR Henry Smith with the game-winning 21-yard TD pass. Kentucky got the ball back with less than 20 seconds remaining, but could move no farther than its own 40.

SCORING SUMMARY

CLEMSON	7	0	0	7	—	14
KENTUCKY	0	3	0	10	—	13
1st	CU	Smith, 2 run (Welch PAT)				
2nd	UK	Nickels, 34 FG				
4th	UK	Chatmon, 5 pass from Jones (Nickels PAT)				
	UK	Nickels 26 FG				
	CU	Smith, 21 pass from Sapp (Welch PAT)				

Attendance - 63,416

1999 • Outback Bowl

Penn State 26, Kentucky 14

Playing on New Year's Day for the first time in 47 years, the Kentucky Wildcats jumped out to an early lead, but the Penn State Nittany Lions rallied for a 26-14 victory in the Outback Bowl in Tampa, Fla.

Although the game was played in Tampa, the Wildcats certainly felt at home. Heavy ticket demand gave the Outback Bowl its first sellout ever, as more than 40,000 UK fans were packed among the 66,005 patrons in Raymond James Stadium.

Kentucky got on the board first with 7:36 remaining in the first quarter. At the PSU 36-yard line, under heavy pressure, quarterback Tim Couch lofted a rainbow into the end zone that wide receiver Lance Mickelsen caught for a touchdown.

Later in the opening period, UK stretched the lead to 14-3 with a 64-yard drive, capped by a 16-yard TD pass from Couch to halfback Anthony White. Key plays on the drive included a 22-yard pass from Couch to wide receiver Kevin Coleman and a 30-yard aerial to Mickelsen.

From the second quarter, however, Penn State chipped away. Quarterback Kevin Thompson hit flanker Joe Nastasi with a 56-yard touchdown bomb. A second field goal from Travis Forney narrowed the UK advantage to 14-13 at halftime.

The Nittany Lions took the lead for good in the third quarter on two more field goals by Forney, giving him four on the day. Penn State put the

game away in the fourth quarter with a 19-yard end-around TD run by Chafie Fields.

Meanwhile, the PSU defense shut out the Wildcats the last three quarters. Kentucky continued to move the ball, but three scoring opportunities came up empty - one on an interception, one on a missed field goal, and the other when the Wildcats were held on downs.

Kentucky actually outgained Penn State, 441 yards to 420. UK might have done even better, but the Wildcats offensive line was missing three senior starters, all of whom were replaced by freshmen.

Couch paced the attack by completing 30-of-48 passes for 336 yards and two TDs, completing his streak of at least 300 passing yards and at least one TD pass in every game of the season. Running backs Anthony White and Derek Homer caught seven balls each. White totaled 101 yards on the day, with eight rushes for 61 yards and seven receptions for 40 yards.

SCORING SUMMARY

KENTUCKY	14	0	0	0	—	14
PENN STATE	3	10	6	7	—	26

1st	07:43 UK	Mickelsen, 36 pass from Couch (Hanson kick)
	05:25 PSU	Forney, 43 FG
	03:51 UK	A. White, 16 pass from Couch (Hanson kick)
2nd	12:33 PSU	Nastasi, 56 pass from Thompson (Forney kick)
	01:03 PSU	Forney, 26 FG
3rd	07:51 PSU	Forney, 21 FG
	00:13 PSU	Forney, 25 FG
4th	11:03 PSU	Fields, 19 run (Forney kick)
Attendance - 66,005		



1999 • HomePoint.com Music City Bowl Syracuse 20, Kentucky 13

Playing in back-to-back bowl games for the first time since 1983-84, the Kentucky Wildcats went down to the wire before falling to Syracuse, 20-13, in the HomePoint.com Music City Bowl in Nashville, Tenn. Kentucky played before a heavily partisan crowd, as almost all of the 59,221 fans were pulling for the Wildcats.

Kentucky blazed to a 10-0 lead in the first quarter. The Wildcats took the opening kickoff and maneuvered 79 yards for a touchdown. Tight end James Whalen set up the TD with a 45-yard

reception and Kendrick Shanklin ran it in from the 3-yard line.

The Wildcats held on defense, forcing a punt. Quarterback Dusty Bonner again drove the Wildcats inside the 10-yard line before settling for a 22-yard field goal by Marc Samuel. Whalen, however, was injured during the series and was lost for the remainder of the game. Already having caught four passes for 79 yards midway through the first quarter, his presence was sorely missed.

The Kentucky defense continued to stop Syracuse, including two fumble recoveries and a blocked field goal, but the Orangemen got on the board late in the second quarter. The Wildcats led at halftime, 10-7.

A scoreless third quarter led to a dramatic final stanza. Samuel extended the UK lead to 13-7 with a 35-yard field goal. Syracuse countered with two scoring runs by James Mungro, taking a 20-13 lead.

Kentucky got its last chance by taking over on its own 4-yard line with only 1:35 remaining and no timeouts. Bonner did a great job of moving the team to the Syracuse 41-yard line, but ran out of time, and a desperation heave on the game's final play fell incomplete.

Bonner led the UK attack by completing 30 of 43 passes for 308 yards and he also ran for 16 yards. In his final game as a Wildcat, running back Anthony White caught eight passes for 85 yards — both figures setting UK bowl records.

Linebacker Ryan Murphy led the defense in tackles with a career-high 15 stops. Linebacker Marlon McCree had an outstanding game. He tied his career high for tackles with 10, including two tackles for loss and a quarterback sack, caused two fumbles and recovered a fumble. Defensive tackle George Massey (nine) and free safety Anthony Wajda (eight) each tied his career high for tackles.

The Wildcats blocked two field goals, one each by defensive end Dennis Johnson and another by linebacker Jamal White.

SCORING SUMMARY

SYRACUSE	0	7	0	13	—	20
KENTUCKY	10	0	0	3	—	13

1st	11:58 UK	Shanklin 3 run (Samuel kick)
	06:31 UK	Samuel 22 FG
2nd	01:56 SU	Johnson 2 run (Trout kick)
4th	10:39 UK	Samuel 35 FG
	09:08 SU	Mungro 32 run (Trout kick)
	01:42 SU	Mungro 20 run (Brown run failed)

Attendance - 59,221

Team Stats

	UK	Syracuse
First Downs	18	19
Rush Attempts/Net Rush Yds	23/57	47/276



Passing C/A/I	30/43/1	11/15/0
Net Passing Yrds	308	128
Offensive Plays	68	62
Total Offense	365	404
Fumbles/Lost	3/1	3/2
Penalties/Yards	4/20	3/20
Punts/Average	4/45	3/33
Third Down Conversions	8 of 17	6 of 12
Time of Possession	28:36	31:24

Individual Stats

Rushing (Att.-Yd.-TD)

UK	Homer 1-24, Bonner 9-16, Pinner 7-5, Shanklin 1-3-1
SU	Mungro 12-162-2, Brown 22-87, Johnson 6-28-1

Passing (COMP-ATT-INT-YARDS-TD)

UK	Bonner 30/43/1/308/0, team 0/2/0/0/0
SU	Nunes 11/15/0/128/0

Receiving (REC-YARDS-TD)

UK	White 8-85, D. Smith 5-56, Shanklin 5-34, Whalen 4-79
SU	Spotwood 5-77, Woodcock 2-37

Tackles

UK	Murphy 15, McCree 10, Massey 9, Wajda 8
SU	Bullock 20, Pettijohn 10, Ford 8, McIntosh 8



2006 • Gaylord Hotels Music City Bowl

Kentucky 28, Clemson 20

Kentucky quarterback André Woodson threw for 299 yards with three touchdowns and the Wildcats won their first bowl game in 22 years with a 28-20 victory over Clemson in front of a record 68,024 fans at the 2006 Gaylord Hotels Music City Bowl in Nashville, Tenn.

Woodson, the game's Most Valuable Player, completed 20-of-28 passes and finished the season with 31 touchdown strikes, joining Tim Couch as the only Wildcats in school history to reach 30 TD tosses in a season. Woodson directed an offense that gave the Wildcats their sixth bowl win in school history by setting a UK record for most points scored in a bowl game.

Kentucky, making its first postseason appearance since 1999, used some offensive wrinkles to score its first-half points. The Wildcats quickly

got on the board with a one-yard run by Micah Johnson less than four minutes into the game. Johnson, normally a linebacker, was called upon in the short-yardage situation and the 270-pounder bulldozed his way into the end zone for his first collegiate score.

The Wildcat defense gave ground early, but Clemson stayed off the scoreboard after a pair of missed field goals. The Tigers finally tallied and came within one, 7-6, after a 32-yard pass by quarterback Will Proctor to Durrell Barry in the second quarter.

From there, both teams combined for four turnovers on the next seven plays, but UK closed the half with another surprise maneuver. Facing fourth down and four yards to go from his own 20-yard line, Wildcat punter Tim Masthay faked a punt and completed a 10-yard pass to Marcus McClinton for the first down. On the next play, Woodson followed with a 70-yard bomb to receiver DeMoreo Ford to go into the locker room up 14-6.

Meanwhile, the Kentucky defense stiffened, stopping the Tigers on six consecutive possessions in the second and third quarters. The Wildcat offense took advantage, making it 21-6 early in the second half after a Clemson fumble. Woodson found wide receiver Dicky Lyons Jr. on a short sideline pass and Lyons took it the rest of the way for a 24-yard score. UK built its lead to 28-6 with a touchdown pass to tight end Jacob Tamme with 11:29 remaining in the game.

Trading yardage for time, Kentucky gave up a pair of clock-eating scoring drives and clinched the victory when Tamme recovered an onside kick with less than a minute to go. That set off a wild celebration among the Wildcats and the 50,000-plus UK fans who packed LP Field.

SCORING SUMMARY

CLEMSON	0	6	0	14	-	20
KENTUCKY	7	7	7	7	-	28

1st	11:04 UK	M. Johnson 1 run (Seiber kick)
2nd	08:14 CU	Barry 32 pass from Proctor (Early kick failed)
	02:14 UK	Ford 70 pass from Woodson (Seiber kick)
3rd	08:09 UK	Lyons 24 pass from Woodson (Seiber kick)
4th	11:29 UK	Tamme 13 pass from Woodson (Seiber kick)
	07:25 CU	Grisham 17 pass from Proctor (Proctor rush failed)
	00:44 CU	Kelly 17 pass from Proctor (Palmer pass from Proctor)

Attendance - 68,024

Team Stats

	CLEMSON	UK
First Downs	19	21
Rush Attempts/Net Rush Yds	25/130	40/100
Passing C/A/I	23/39/1	21/29/0
Net Passing Yards	272	309

Offensive Plays	64	69
Total Offense	402	409
Fumbles/Lost	3/3	2/2
Penalties/Yards	5/50	8/84
Punts/Average	3/43.7	4/25.0
Third Down Conversions	4-of-11	7-of-14
Time of Possession	26:16	33:44

Individual Stats

Rushing (Att.-Yd.-TD)

UK	Little 17-57, Bankhead 3-37, Dixon 8-29, Conner 1-1, M. Johnson 2-1-1, team 1-0, Woodson 8-(-22)
CLEM	Davis 8-53, Proctor 9-32, Spiller 5-24, Ford 1-15, Stuckey 1-5, Merriweather 1-1

Passing (COMP-ATT-INT-YARDS-TD)

UK	Woodson 20-28-0-299-3, Masthay 1-1-0-10-0
CLEM	Proctor 23-39-1-272-3

Receiving (REC-YARDS-TD)

UK	Burton 5-30, Tamme 4-59-1, S. Johnson 3-67, Lyons 2-50-1, Little 2-15, Dixon 2-2, Ford 1-70-1, McClinton 1-10, Pulley 1-6
CLEM	Kelly 6-66-1, Stuckey 5-93, Grisham 5-49-1, Davis 2-13, Barry 1-32-1, Ford 1-8, Harris 1-5, Merriweather 1-4, Palmer 1-2

Tackles

UK	Woodyard 12, McClinton 9, R. Williams 7
CLEM	Hamlin 13, Scott 8, Adams 6, Watkins 6, Gaddis 6



2007 • Gaylord Hotels Music City Bowl

Kentucky 35, Florida State 28

It was a case of "Deja Blue" as Kentucky defeated perennial national power Florida State, 35-28, in the 2007 Gaylord Hotels Music City Bowl.

For the second consecutive year, the Wildcats claimed the Music City Bowl championship, quarterback Andre' Woodson won the Most Valuable Player Award and a heavily blue-tinted record sellout crowd of 68,661 packed LP Field in Nashville, Tenn.

Woodson capped his UK career in fine fashion, completing 32 of 50 passes for 358 yards and four touchdowns. And, as was typical of the season, a variety of players contributed to UK tallying its most points ever in a bowl game.

Versatile tailback Rafael Little had one of his best games as a Wildcat, rushing for 152 yards while catching eight passes for 50 yards and a touchdown. Wide receiver Steve Johnson caught seven balls for 124 yards and two TDs. Not expected to participate because of a knee injury, determined wideout Keenan Burton played anyway and also snagged seven passes. Linebacker Wesley Woodyard checked in with his usual solid performance, a game-high 15 tackles.

Kentucky struck quickly and never trailed. Safety Roger Williams blocked a punt on the first possession of the game and tight end Jacob Tamme got the Wildcats on the board with a 14-yard touchdown catch. However, a fumble near the FSU goal line and a missed field goal ruined other UK scoring chances and the teams were tied at 14 apiece at halftime.

Like the year before, Kentucky took control in the third quarter. Woodson directed a pair of 80-yard touchdown drives, with Little scoring on a two-yard pass reception and tailback Tony Dixon running it home from four yards away.

UK made the score 35-21 in the fourth quarter on a 38-yard pass to Johnson, but just like the previous year, the opponent rallied late. FSU drove for a touchdown, got the ball back and was able to throw a bomb to the end zone on the game's final play, but cornerback David Jones knocked down the pass to preserve the victory.

The win marked some big milestones for the Kentucky football program. This was the first time since the 1950 and '51 seasons that the Wildcats notched bowl victories in consecutive years. It was the first time since 1976-77 that UK won eight games in back-to-back seasons.

SCORING SUMMARY

KENTUCKY	7	7	14	7	—	35
FLORIDA STATE	7	7	0	14	—	28

1st	01:49 UK	Tamme 14 pass from Woodson (Seiber kick)
	01:49 FSU	Weatherford 6 run (Cismesia kick)
2nd	08:28 UK	S. Johnson 13 pass from Woodson (Seiber kick)
	03:28 FSU	Carter 24 interception return (Cismesia kick)
3rd	06:49 UK	Little 2 pass from Woodson (Seiber kick)
	00:04 UK	Dixon 4 run (Seiber kick)
4th	08:02 FSU	Weatherford 1 run (Cismesia kick)
	05:19 UK	S. Johnson 38 pass from Woodson (Seiber kick)
	02:14 FSU	Carr 7 pass from Weatherford (Cismesia kick)

Attendance - 68,661

Team Stats

	UK	FSU
First Downs	29	22
Rush Attempts/Net Rush Yds	36/143	33/204
Passing C/A/I	32/50/1	22/50/2
Net Passing Yards	358	276
Offensive Plays	86	83



Total Offense	501	480
Fumbles/Lost	5/3	1/0
Penalties/Yards	7/45	10/102
Punts/Average	5/39.8	6/41.7
Third-Down Conversions	6-of-14	6-of-16
Time of Possession	30:25	29:35

Individual Stats

Rushing (Att.-Yd.-TD)

UK	Little 28-152, Dixon 4-17-1, Woodson 4-(-26)
FSU	Smith 17-156, Weatherford 12-48-2, Parker 2-1, Holloway 1-0, team 1-(-1)

Passing (COMP-ATT-INT-YARDS-TD)

UK	Woodson 32-50-1-358-4
FSU	Weatherford 22-48-2-276-1, Parker 0-1-0-0-0

Receiving (REC-YARDS-TD)

UK	Little 8-50-1, S. Johnson 7-124-2, Burton 7-56, Lyons 5-78, Tamme 3-35-1, Dixon 1-8, Grinter 1-7
FSU	Parker 8-105, Carr 6-99-1, Fagg 5-51, Owens 2-10, Smith 1-11

Tackles

UK	Woodyard 15, Kelley 6, Moore 6, Warford 5, McClinton 5
FSU	Nicholson 13, Williams 10, Rolle 8, Hayes 8



2009 • AutoZone Liberty Bowl

Kentucky 25, East Carolina 19

Defensive end Ventrell Jenkins scored the game-winning touchdown on a 56-yard fumble return as the Kentucky Wildcats defeated East Carolina 25-19 in the AutoZone Liberty Bowl and won their third-straight bowl game for the first time in school history.

With the game tied at 19 and less than four minutes remaining, UK defensive tackle Myron Pryor knocked the ball away from an ECU running back. The 6-foot-2, 285-pound Jenkins scooped the ball, stiff-armed a Pirate lineman, and thundered his way down the sideline toward the end zone. The senior from Columbia, S.C., pulled a double move on East Carolina quarterback Patrick Pinkney with a devastating stiff arm – knocking an earpad out of Pinkney's helmet – and a high step. Jenkins said the next thing he remembered was lying in the end zone with his teammates on top of him.

Jenkins' return capped a big Kentucky comeback. East Carolina led 16-3 at halftime, but senior cornerback David Jones gave a huge lift to the Wildcats by opening the second half with a 99-yard kickoff return for a touchdown. It set a record for the longest kickoff return in the 50-year history of the Liberty Bowl.

Kentucky's lone offensive touchdown came minutes after Jones' kickoff return. Sophomore wide receiver Kyrus Lanxter caught a pass from quarterback Mike Hartline, broke a tackle, and made a nice inside move to avoid another defender and get into the end zone for a 19-yard touchdown reception. Lones Seiber's extra point tied the game at 16 and the teams traded field goals before Jenkins' game-winning fumble rumble.

Following Jenkins' TD, Kentucky got a huge break when East Carolina accidentally downed the kickoff on its own one-yard line. With the help of two pass breakups from freshman cornerback Randall Burden, who was subbing for injured All-American Trevard Lindley, the UK defense forced a punt. UK took over with 2:34 to play and senior tailback Tony Dixon clinched the victory with six straight running plays, grinding out two first downs to run out the clock.

Dixon led all rushers with 89 yards on a career-high 28 carries. Hartline completed 19 of 31 passes for 204 yards and a touchdown. Lanxter set career highs with five catches for 46 yards.

Kentucky's defense held up its end of the bargain with several big plays, totaling nine tackles for loss, three quarterback sacks, seven pass breakups and the game's decisive touchdown. Senior linebacker Braxton Kelley made eight tackles, 2.5 tackles for loss and one sack. Defensive tackle Myron Pryor went out with a bang with a career-high seven tackles, one for loss, the caused fumble and a pass breakup.

East Carolina took an early 10-0 lead in the first quarter after a Ben Hartman field goal and a 28-yard rushing touchdown by Brandon Simmons. Kentucky got on the board midway through the second quarter with a 21-yard field goal by Seiber, but 12 seconds later East Carolina increased its lead with an 80-yard touchdown pass from Pinkney to Darryl Freeney. That gave the Pirates a 16-3 lead at halftime and set the stage for UK's second-half heroics.

Jenkins was named the game's overall Most Valuable player, while Hartline and Kelley were selected UK's most outstanding offensive and defensive players, respectively. After all the bowl games were completed, Jones and Pryor were named to "All-Bowl Teams" by various college

football websites in honor of their outstanding performances.

SCORING SUMMARY

KENTUCKY	0	3	13	9	—	25
EAST CAROLINA	3	13	3	0	—	19

1st	05:39 ECU	Hartman 22 FG
2nd	14:14 ECU	Simmons 28 run (Hartman kick)
	08:59 UK	Seiber 21 FG
	08:47 ECU	Freeney 80 pass from Pinkney (kick blocked)
3rd	14:48 UK	Jones 99 kickoff return (kick blocked)
	08:13 UK	Lanxter 19 pass from Hartline (Seiber kick)
	00:06 ECU	Hartman 43 FG
4th	14:07 UK	Seiber 34 FG
	03:02 UK	Jenkins 56 fumble return (kick blocked)

Attendance - 56,125

Team Stats

	UK	ECU
First Downs	16	17
Rushing Attempts/Net Rush Yds	37/106	31/101
Passing C/A/I	19/31/1	18/36/0
Net Passing Yards	204	296
Offensive Plays	68	67
Total Offense	310	397
Fumbles/Lost	1/0	2/1
Penalties/Yards	4/35	4/17
Punts/Average	6/41.8	8/47.8
Third-Down Conversions	7-of-17	3-of-15
Time of Possession	30:43	29:17

Individual Stats

Rushing (Att.-Yd.-TD)

UK	Dixon 28-89-0, Smith 5-28-0, Conner 1-1-0, Hartline 3-(-12)-0
ECU	Simmons 10-44-1, Whitley 7-31-0, Rogers 3-23-0, Bowman 1-3-0, Pinkney 1-0-0

Passing (Comp-Att-Int-Yards-TD)

UK	Hartline 19-31-1-204-1
ECU	Pinkney 18-36-0-296-1

Receiving (Rec-Yards-TD)

UK	Lanxter 5-46-1, McCaskill 3-64-0, Dixon 3-17-0, Smith 3-11-0, Adeyemi 2-31-0, Grinter 1-16-0, Drake 1-15-0, Conner 1-4-0
ECU	Drew 5-120-0, Freeney 5-112-1, Simmons 3-23-0, Bowman 2-20-0, Womack 1-15-0, Gidrey 1-4-0, Rogers 1-2-0

Tackles

UK	Kelley 8, Pryor 7, McClinton 7, M. Johnson 6, Harrison 5, Jarmon 5
----	--



2009 • Gaylord Hotels Music City Bowl Clemson 21, Kentucky 13

The exciting duo of Derrick Locke and Randall Cobb combined for 224 all-purpose yards and senior Lones Seiber kicked two field goals, but Clemson downed the Kentucky 21-13 in what would turn out to be head coach Rich Brooks' final game on the sidelines.

Played at Nashville's LP Field before a crowd of 57,280, the game was primarily dominated by the defenses. Kentucky gained 277 total yards and Clemson's potent attack was limited to 321 total yards.

Kentucky got on the board on its first possession of the game. True freshman quarterback Morgan Newton drove the Wildcats 61 yards, the final 17 on a touchdown pass to junior wide receiver Chris Matthews. Seiber provided the rest of the scoring for the Wildcats, booting field goals of 39 and 44 yards.

Clemson, champion of the Atlantic Division of the Atlantic Coast Conference, gradually moved back into contention. The Tigers tied the score at 7-7 on a 32-yard touchdown pass from Kyle Parker to Jacoby Ford, then went ahead 14-10 at halftime with one-yard run by Jamie Harper.

Trailing 14-13 to start the fourth quarter, the Wildcats forced a three-and-out and took over at their own 13-yard line. Newton completed a short pass, but Clemson linebacker Kavell Konnor forced the ball loose and the Tigers recovered the only turnover of the game. All-America tailback C.J. Spiller scored three plays later as Clemson went up 21-13.

Kentucky tried to battle back on the following possession, keeping the drive alive on a fourth-down conversion by punter Ryan Tydlacka. Four plays later, Newton came up inches short on a fourth-and-eight scramble, and the Wildcats turned the ball over on downs. Clemson was able to run out the remaining time on the clock.

Spiller, the ACC Player of the Year, was the game's Most Valuable Player. Despite his gaudy numbers entering the game and Heisman-caliber resume, the Kentucky defense did a solid job on Spiller, allowing him just 67 rushing yards and one TD.



Sophomore linebacker Danny Trevathan led the UK defense with eight tackles, including one for loss, and caused one fumble. Junior cornerback Paul Warford and senior linebacker Micah Johnson added five tackles each.

The loss snapped Kentucky's three-game bowl winning streak, the longest in school history. Following the game, Brooks announced he probably would step down as head coach and turn the headset over to offensive head coach, and selected coach-in-waiting, Joker Phillips. Brooks finalized the decision a week later.

The game marked the second time in four seasons Kentucky played Clemson in the Music City Bowl. The Wildcats won the previous meeting in 2006, 28-20.

SCORING SUMMARY

KENTUCKY	7	3	3	0	-	13
CLEMSON	7	7	0	7	-	21

1st	10:08 UK	Matthews 17 pass from Newton (Seiber kick)
	00:16 CU	Ford 32 pass from Parker (Jackson kick)
2nd	07:29 UK	Seiber 39 FG
	05:19 CU	Harper 1 run (Jackson kick)
3rd	10:15 UK	Seiber 44 FG
4th	10:14 CU	Spiller 8 run (Jackson kick).
Attendance - 57,280		

Team Stats

	UK	Clemson
First Downs	19	14
Rushing Attempts/Net Rush Yds	42/167	33/180
Passing C/A/I	15/26/0	8/14/0
Net Passing Yards	110	141
Offensive Plays	68	47
Total Offense	277	321
Fumbles/Lost	1/1	2/0
Penalties/Yards	3/15	7/75
Punts/Average	4/29.2	4/36.5
Third-Down Conversions	6 of 16	4 of 10
Time of Possession	34:26	25:34

Individual Stats

Rushing (Att.-Yd.-TD)

UK	Locke 18-64, Newton 10-37, R. Cobb 10-36, Allen 2-19, Tydlacka 1-9, Conner 1-2
CLEM	Harper 8-79-1, Spiller 15-67-1, Ellington 4-20, Parker 3-16, Ford 1-2, team 2-(-4)

Passing (Comp-Att-Int-Yards-TD)

UK	Newton 13-23-0-98-1, R. Cobb 2-3-0-12-0
CLEM	Parker 8-14-0-141-1

Receiving (Rec-Yards-TD)

UK	Locke 6-30, McCaskill 4-31, R. Cobb 2-20, Grinter 2-12, Matthews 1-17-1
CLEM	Spiller 3-58, Ford 3-44-1, Palmer 2-39

Tackles

UK	Trevathan 8, P. Warford 5, M. Johnson 5, Peters 4
----	---



2011 • BBVA Compass Bowl Pittsburgh 27, Kentucky 10

In what would eventually be his final game as a Kentucky Wildcat, UK All-American Randall Cobb earned a game-high 204 all-purpose yards, breaking the Southeastern Conference single-season record as Kentucky fell 27-10 to Big East tri-champion Pittsburgh in the 2011 BBVA Compass Bowl.

The bowl appearance was the school-record fifth consecutive for the Wildcats, who have now appeared in postseason play a total of 15 times with an 8-7 record. The bowl appearance for head coach Joker Phillips marked the first time in school history that a UK coach has gone to a bowl game in his first season on the job.

Kentucky entered the game with new faces on the coaching staff and at quarterback as co-defensive coordinator Rick Minter coached his first game with the Wildcats, while sophomore Morgan Newton gained his first start of the season at quarterback after the suspension of senior Mike Hartline.

Minter's defense performed well in the game, limiting Pittsburgh to 96 passing yards on just nine completions while Randall Burden grabbed a key interception in the first quarter. Danny Trevathan led UK in tackles with 14, while Winston Guy had eight tackles, a tackle-for-loss and a pass breakup.

On the offensive side, Newton was 21-for-36 for 211 yards, while senior Derrick Locke paced UK in rushing and receiving with 12 rushes for 71 yards and six receptions for 61 yards. Cobb ended his UK career with three rushes for 23 yards and five catches for 62 yards.

The game started with Pittsburgh receiving the ball and marching 53 yards down the field before Tino Sunseri was picked off by Burden to swing momentum to the Wildcats. After Newton completed three consecutive passes and Locke had a brilliant 28-yard rush into Pitt territory, the Wildcats made their only turnover of the game and fumbled the ball. The Panthers then went three and out and on the ensuing position, Craig McIntosh drilled a 50-yard field goal to give the Wildcats their lone lead of the game 3-0.

Pittsburgh took the lead late in the second quarter 6-3 after Dan Hutchins hit back-to-back

field goals from 21 and 33 yards. The Panthers scored their first touchdown late in the quarter on a one-yard quarterback sneak by Sunseri to go up 13-3 at halftime.

The teams traded touchdowns in the third quarter. On Pitt's first possession of the half, Sunseri hit Brock DeCicco for a touchdown to give the Panthers their biggest lead of the game at 20-3.

The Wildcats put together a good drive later in the quarter. Newton guided the Cats 74 yards on 14 plays, capped when senior fullback Moncell Allen bulldozed in from one-yard out to cut the lead to 20-10. Pittsburgh tacked on its final touchdown in the fourth quarter.

SCORING SUMMARY

PITTSBURGH	0	13	7	7	-	27
KENTUCKY	3	0	7	0	-	10

1st	03:15 UK	McIntosh 50 FG
2nd	11:29 PITT	Hutchins 21 FG
	03:30 PITT	Hutchins 33 FG
	00:34 PITT	Sunseri 1 run (Hutchins kick)
3rd	10:47 PITT	DeCicco 13 pass from Sunseri (Hutchins kick)
	00:41 UK	Allen 1 run (McIntosh kick)
4th	10:26 PITT	Lewis 2 run (Hutchins kick)
Attendance - 41,207		

Team Stats

	PITT	UK
First Downs	20	20
Rushing Attempts/Net Rush Yds	46/261	32/104
Passing C/A/I	9/19/1	21/36/0
Net Passing Yards	96	211
Offensive Plays	65	68
Total Offense	357	315
Fumbles/Lost	0/0	1/1
Penalties/Yards	3/30	5/55
Punts/Average	3/39.3	2/25.0
Third-Down Conversions	6 of 12	5 of 13
Time of Possession	32:38	27:22

Individual Stats

Rushing (Att.-Yd.-TD)

UK	Locke 12-71, Cobb 3-23, Newton 12-18, Sanders 3-3, Allen 1-1-1, Roark 1-(-12)
PITT	Lewis 22-105-1, Graham 17-90, Sunseri 4-53-1, Street 2-15, Team 1-(-2)

Passing (COMP-ATT-INT-YARDS-TD)

UK	Newton 21-36-0-211-0
PITT	Sunseri 9-19-1-96-1

Receiving (REC-YARDS)

UK	Locke 6-61, Cobb 5-62, Matthews 4-28, King 3-42, Kendrick 2-19, Sanders 1-(-1)
PITT	Cruz 2-24, Hynoski 2-19, Graham 1-14, DeCicco 1-13, Baldwin 1-12, Shanahan 1-12, Street 1-2

Tackles

UK	Trevathan 14, Guy 8, Wilson 6
----	-------------------------------



2016 • TaxSlayer Bowl

Georgia Tech 33, Kentucky 18

Stephen Johnson passed for 175 yards and a touchdown and rushed for a team-high 49 yards and another score, but Kentucky came up short, falling to Georgia Tech 33-18 in the TaxSlayer Bowl at EverBank Field.

Georgia Tech was able to contain Kentucky's rushing duo of Boom Williams and Benny Snell. Williams carried 11 times for 35 yards, while Snell was held to 34 yards on seven carries.

Kentucky was able to match Georgia Tech's potent offense, as the Yellow Jackets had 371 yards, while the Wildcats had 324. Tech's offense came largely on the ground, as the Yellow Jackets rushed for 266 yards, compared to Kentucky's 149. The Yellow Jackets passed for just 105 yards, while Kentucky threw for 175.

Kentucky got the ball first and the Wildcats moved the ball into Georgia Tech territory. But on a third-and-two from the Tech 49, Johnson was stripped, and Tech's P.J. Davis scooped up the fumble and returned it 38 yards for a touchdown, giving the Yellow Jackets and early 7-0 lead.

After a Kentucky punt, Georgia Tech drove 75 yards in 12 plays, but the Kentucky defense held. Tech got a 23-yard field goal by Harrison Butker, giving the Yellow Jackets a 10-0 lead.

On Kentucky's next drive, the Wildcats drove into the red zone, but the drive stalled, and Kentucky was forced into a 37-yard field goal by Austin MacGinnis, cutting the Georgia Tech lead to 10-3.

The Wildcat defense then forced Georgia Tech into a three-and-out and a punt, giving Kentucky the ball at their own 28 yard line. From there, the Wildcats marched into Georgia Tech territory and when senior running back Jojo Kemp ran right for 25 yards, the Wildcats were in business at the Georgia Tech 14. But on a fourth-and-one from the Georgia Tech five-yard line, Kemp was caught in the backfield and stopped short of the marker, giving the ball back to GT.

Georgia Tech took advantage, driving 94 yards in 11 plays and 4:29, ending with a 21-yard touchdown rush, giving the Yellow Jackets a 17-3 lead just before the half.

Kentucky seemed to have the last possession of the half, but on fourth-and-two, Grant McKinniss had his punt blocked, giving Tech one more possession and 24 seconds. As the half expired, Butker hit



a 52-yard field goal to extend the Tech lead to 20-3 at the break.

Neither team could get anything going until late in the third quarter, when Tech got good field position, beginning its drive inside Kentucky territory at the 45-yard line. But after driving inside the Kentucky 25, Tech was forced into another field goal from Butker, who connected from 44 yards to increase the Yellow Jackets' advantage to 23-3.

Early in the fourth quarter, Johnson hit Dorian Baker in the corner of the end zone for a 21-yard touchdown, cutting Tech's lead to 23-10 with 13:40 to go. UK went 75 yards in 12 plays in 3:33 to score its first touchdown of the game.

Tech responded with a 12-play, 68-yard drive, covering 7:18 and ending with a 26-yard Butker field goal, extending the lead to 26-10.

But Kentucky was not finished. The Wildcats drove 75 yards in nine plays, culminating in a 21-yard scoring scamper by Johnson. Kentucky converted on a two-point conversion when Johnson hit C.J. Conrad, cutting the lead to 26-18 with 3:57 left in the game.

The Wildcats needed a stop on Georgia Tech's next drive, but the Yellow Jackets drove for a touchdown by Dedrick Mills to seal the game.

Kentucky finished the season at 7-6, marking the program's first winning season since 2009.

SCORING SUMMARY

GEORGIA TECH	10	10	3	10	-	33
KENTUCKY	0	3	0	15	-	18

1st	13:10	GT	Davis, P. 38 yd fumble recovery (Butker, H. kick)
	03:30	GT	Butker, H. 23 yd field goal
2nd	11:36	UK	Austin MacGinnis 37 yd field goal
	00:49	GT	Thomas, J. 21 yd run (Butker, H. kick)
	00:00	GT	Butker, H. 52 yd field goal
3rd	02:15	GT	Butker, H. 44 yd field goal
4th	13:40	UK	Dorian Baker 20 yd pass from Stephen Johnson (Austin MacGinnis kick)
	06:13	GT	Butker, H. 26 yd field goal
	03:57	UK	Stephen Johnson 21 yd run (C.J. Conrad pass from Stephen Johnson)
	02:18	GT	Mills, D. 3 yd run (Butker, H. kick)

Attendance - 43,102

Team Stats

	GT	UK
First Downs	21	20
Rushing Attempts/Net Rush Yds	51/266	36/149
Passing C/A/I	6/14/0	19/34/0
Net Passing Yards	105	175
Offensive Plays	65	70
Total Offense	371	324
Fumbles/Lost	2/0	1/1
Penalties/Yards	9/84	5/51
Punts/Average	3/25.3	4-/25.5
Third-Down Conversions	5 of 13	6 of 16
Time of Possession	32:22	27:38

Individual Stats

Rushing (Att.-Yd.-TD)

UK	S. Johnson 14-65-1, S. Williams 11-36, Snell 7-34, Kemp 3-29, Baker 1-3
GT	Mills 31-169, Thomas 9-42, Lynch 2-23, Green 2-20, Allen 1-11, Searcy 5-2, Team 1-(-1)

Passing (COMP-ATT-INT-YARDS-TD)

UK	Johnson 19-34-0-175-1
GT	Thomas 6-14-0-105-0

Receiving (REC-YARDS)

UK	Badet 3-31, Timmons 3-30, G. Johnson 3-17, Conrad 3-14, Baker 2-38, Bone 1-11, Snell 1-11, Bouvier 1-9, S. Williams 1-8, Walker 1-6
GT	Jeune 3-59, Stewart 2-10, Searcy 1-36

Tackles

UK	Jones 9, Ware 9, Love 8, Edwards 7, Allen 7, McWilson 7, Pringle 6
----	--



2017 • Franklin American Mortgage Music City Bowl

Northwestern 24, Kentucky 23

Kentucky rallied from a 10-point deficit to get within a point, but failed on a two-point conversion with 37 seconds left in the game, as the Wildcats fell to Northwestern 24-23 in the Franklin American Mortgage Music City Bowl at Nissan Stadium.

Kentucky trailed 24-14 with 7:49 remaining when the comeback began. The Wildcats drove 43 yards in 10 plays, capped by a 48-yard field goal from Austin MacGinnis to cut the lead to 24-17.

Northwestern took over with 4:24 to go, and the Wildcats from Evanston rushed for a first down on the first play of the drive. But Kentucky's defense stood tall, stopping Northwestern on a fourth-and-one from the Kentucky 39 yard line, giving UK the ball in good field position with 2:31 remaining.

Kentucky drove down the field, and quarterback Stephen Johnson scored on a nine-yard rush to cut the lead to 24-23 with just 37 seconds left. UK decided to go for the win, but Johnson's pass on the conversion attempt was broken up. Northwestern then recovered UK's onside kick, sealing the victory.

Johnson, who was knocked out of the game on multiple occasions but kept coming back, connected on 19 of his 36 passes for 257 yards. He also rushed six times for 17 yards and a pair of touchdowns.

Kentucky played the majority of the game without starting running back Benny Snell, Jr., who was ejected in the second quarter. Snell carried six times for 15 yards and a touchdown, which gave Kentucky an early 7-0 lead.

Northwestern scored the next 17 points of the game and took a 17-7 lead into the break.

In the third quarter, Kentucky chiseled into the lead on a three-yard Johnson touchdown run, making it 17-14, which would be the score after three quarters.

Kentucky stopped Northwestern on a fourth-and-one from the UK two yard line in the fourth quarter. But on the ensuing drive, Johnson was intercepted by Kyle Quiero, who returned the pick 26 yards for a touchdown to give Northwestern a 24-14 lead.

Tavin Richardson had a big day for Kentucky, catching a career-high five passes for a career-best 89 yards. Kayaune Ross caught three passes for 67 yards in the game.

SCORING SUMMARY

KENTUCKY	7	0	7	9	-	23
NORTHWESTERN	3	14	0	7	-	24

1st	12:42 UK	Benny Snell 3 yd run (A. MacGinnis kick), 5-67 2:18 7 - 0
	03:14 NU	Kuhbander, C. 33 yd field goal, 11-55 4:00 7 - 3
2nd	14:07 NU	Jackson, Justin 5 yd run (Kuhbander, C. kick), 7-80 2:09 7 - 10
	05:12 NU	Jackson, Justin 2 yd run (Kuhbander, C. kick), 5-52 2:05 7 - 17
3rd	07:11 UK	Stephen Johnson 3 yd run (A. MacGinnis kick), 6-74 2:30 14 - 17
4th	07:49 NU	Queiro, Kyle 26 yd interception return (Kuhbander, C. kick) 14 - 24
	04:24 UK	A. MacGinnis 48 yd field goal, 10-43 3:25 17 - 24
	00:37 UK	Stephen Johnson 9 yd run (Stephen Johnson pass failed), 4-39 1:54 23 - 24

Attendance - 48,675

Team Stats

	UK	NU
First Downs	17	20
Rushing Attempts/Net Rush Yds	22/65	56/333
Passing C/A/I	21/39/2	9/21/0
Net Passing Yards	273	109
Offensive Plays	61	77
Total Offense	338	442
Fumbles/Lost	1/0	0/0
Penalties/Yards	5/65	7/70
Punts/Average	7/39.3	4/45.8
Third-Down Conversions	1 of 10	6 of 17
Time of Possession	24:08	35:52

Individual Stats

Rushing (Att.-Yd.-TD)

NU	Jackson 32-157-2, Larkin 9-112, Alviti 9-54, Roberts 2-13, Nagel 1-4, Thorson 2-(-6)
UK	King 7-30, S. Johnson 6-17-2, Snell 6-15-1, Rose 2-5, Barker 1-(-2)

Passing (COMP-ATT-INT-YARDS-TD)

NU	Alviti 4-11-50-0, Thorson 4-8-0-35-0, Lees 0-1-0-0-0, Larkin 1-1-0-24-0
UK	S. Johnson 19-36-2-257-0, Barker 2-3-0-16-0

Receiving (REC-YARDS-TD)

NU	Skowronek 3-25, James 2-16, Fessler 1-28, Thorson 1-24, Jackson 1-10, Nagel 1-6
UK	Richardson 5-89, Ross 3-67, King 3-11, G. Johnson 2-39, Rigg 2-34, C. Walker 2-27, Bowden Jr. 2-0, Ali 1-5, Rose 1-1

Tackles

NU	Gaziano 6, Igwebuike 6, Walsh 5
UK	Edwards 11, Love 10, Jones 9, Edwards 7, Allen 7



2019 • VRBO CITRUS BOWL

Kentucky 27, Penn State 24

Winning 10 games, beating Penn State on New Year's Day, and finishing in the Top 20 is no small deal for the Kentucky Wildcats.

So when Mark Stoops took a seat on the podium flanked by linebacker Josh Allen and running back Benny Snell Jr. after the 27-24 victory in the Citrus Bowl, the coach understandably was beyond excited.

"It was extremely important to this team, to all of us, to come home with some hardware, to come home with a trophy," Stoops said.

Snell ran for 144 yards and two touchdowns to become Kentucky's career rushing leader and helped the 16th-ranked Wildcats end their best season in more than four decades on a winning note.

"There's no question that these guys changed the culture," Stoops said. "They've done so much and meant so much to this team and this program that it was very important to finish, to collect the trophy, win 10 games and win a game on New Year's Day. Believe me, we had a great belief that



we didn't have to do anything special (to win), just be us."

Snell scored on runs of 2 and 12 yards in the second half, then carried for a couple of crucial first downs to help Kentucky (10-3) run out the clock after Penn State's Trace McSorley trimmed a 27-7 deficit to three points despite playing with a foot injury.

McSorley threw for 246 yards and two touchdowns, and the Nittany Lions' career passing and wins leader also rushed for a team-high 75 yards and one TD.

"The same thing that troubled us throughout the season troubled us here again today. Dropped balls, missed opportunities. That's really kind of the story of the game," said Penn State coach James Franklin, whose team started slowly on offense, missed one field goal and had another blocked by Josh Allen.

Lynn Bowden Jr. scored on a 58-yard punt return for Kentucky. Allen, the Southeastern Conference defensive player of the year, had three of the Wildcats' six sacks.

"The three guys we knew we needed to stop were Bowden, Snell and Allen. All three of them showed up today," Franklin said.

"They've built their program around those guys, they built their season around those guys," Franklin added. "They made plays. That's what great players do."

Penn State (9-4) trailed 27-7 entering the fourth quarter, but McSorley's wasn't finished. His 1-yard TD run capped a 75-yard drive, and he followed with an 18-yard TD pass to Pat Friermuth to cut Kentucky's lead to six.

The Nittany Lions marched to the Kentucky 14 on their next possession and pulled within 27-24 with 4:12 left.

Thanks to Snell, a junior who already has declared for the NFL draft, McSorley didn't get the ball back until just one second was left on the clock.

Franklin declined to discuss specifics of McSorley's injury.

"We don't typically get into specifics. ... Obviously Trace was experiencing some discomfort. The doctors felt like he could go, but it really just came down to Trace on how Trace felt," Franklin said.

McSorley, who was to undergo further evaluation, said he hadn't received "definitive information" on whether his foot was broken.

"I've been through too much, the team has been through too much. ... They told me it was a matter of if I could deal with the discomfort," the quarterback said. "If I could do that, I was going to play."

Kentucky finished with its first 10-win season since 1977 -- when the Wildcats went 10-1 -- and just the third time in program history. The school also did it in 1950. Snell, meanwhile, broke Sonny Collins' career rushing record on his 12-yard TD run that made it 27-7 late in the third quarter. He has 3,873 career yards. Collins rushed for 3,835 yards from 1972-75.

SCORING SUMMARY

KENTUCKY	10	0	17	0	-	27
PENN STATE	0	7	0	17	-	24

1st	12:23	Miles Butler 28 yd field goal, 5-24 1:52
	00:45	Lynn Bowden 58 yd PR (Butler kick)
2nd	13:56	Bowers, Nick 1 yd pass from McSorley (Pinegar kick), 5-75 1:49
3rd	12:38	Benny Snell 2 yd run (Butler kick), 6-65 2:22
	03:48	Butler 28 yd field goal, 11-65 6:05
	01:35	Snell 12 yd run (Butler kick), 2-66 0:57
4th	13:37	McSorley 1 yd run (Pinegar kick), 10-75 2:58
	09:00	Freiermuth 18 yd pass from McSorley (Pinegar kick), 6-60 2:24
	04:12	Pinegar 32 yd field goal, 12-61 3:34

Attendance - 59,167

Team Stats

	UK	PSU
First Downs	21	20
Rush Att./Net Rush	42/176	41/161
Passing C/A/I	9/15/0	17/35/1
Offensive Plays	57	76
Total Offense	297	407
Fumbles/Lost	1/0	1/1
Penalties/Yards	3/27	3/24
Punts/Average	9/44.8	5/37.6
Third-Down Conv.	3 of 14	4 of 14
Time of Possession	30:42	29:18

Individual Stats

Rushing (Att.-Yd.-TD)

UK	Snell 26-144-2, Wilson 10-29, Rose 4-9, Bowden 1-0, Richardson 1-(-6)
PSU	McSorley 19-75-1, Sanders 13-51, Slade 4-27, Hamler 1-11, Brown 1-4, Thomas 1-0, Clifford 1-(-4)

Passing (COMP-ATT-INT-YARDS-TD)

UK	Wilson 9-15-0-121-0
PSU	McSorley 17-33-1-246-2, Clifford 0-2-0-0-0

Receiving (REC-YARDS)

UK	Bowden 5-84, Richardson 2-12, Conrad 1-21, Bouvier 1-4
PSU	Thompkins 4-74, Bowers 3-32-1, Friermuth 2-38-1, Shorter 2-17, Johnson 2-13, Sanders 2-7, Hamler 1-41, Dotson 1-24

Tackles

UK	West 10, Daniel 8, Square 6, Robinson 5, Edwards 5
PSU	Parsons 14, Garrett 10, Miller 8, Scott 6, Johnson 6



2019 • BELK BOWL

Kentucky 37, Virginia Tech 30

Lynn Bowden Jr. outplayed Virginia Tech all day with his feet. Then he closed them out with his arm.

“Ya’ll said I couldn’t throw, so over the top it goes,” Bowden joked after the game.

Bowden ran for 233 yards on 34 carries, and then tossed a 13-yard touchdown pass to Josh Ali with 15 seconds left as Kentucky rallied behind its remarkable receiver-turned-quarterback to beat Virginia Tech 37-30 in the Belk Bowl.

Bowden ran for two touchdowns before leading an 18-play, 85-yard game-winning drive that took more than eight minutes off the clock. It ended with Ali getting open down the middle of the end zone.

Bowden, who took over as Kentucky’s quarterback after five games because of injuries, passed for 73 yards on 12 attempts. His rushing day was the biggest in a bowl game since Texas A&M’s Johnny Manziel ran for 219 yards vs. Oklahoma in 2013.

Bowden said he never would have believed his final play as a college player would be a touchown pass to win a bowl game.

For two programs that hadn’t met since 1987 - long before anyone on either roster was born - this one got testy before kickoff. Tussles broke out between players during pregame warmups, but officials didn’t levy penalties or warnings for the actions.

“It’s a lot of emotion,” Bowden said. “I could have hurt my team and not been out there (today) with them, so I apologized to my program, my teammates. . We respect Virginia Tech, and if I could go back, I wouldn’t do it. But it’s in the past.”

Wildcats coach Mark Stoops said if Bowden had been the starting quarterback since the beginning of the season he would have been a Heisman Trophy candidate.

“This guy right here is one of the best players in the country,” Stoops said of Bowden, the Paul Hornung Award winner for the nation’s most versatile player. “He showed that. He and I have been talking for years about him playing defensive back. He’s been ready to go in there.”

Kentucky overcame two second-half turnovers by holding Virginia Tech to two field goals and a punt on its final three possessions.

Bowden, the game’s MVP, carried 13 times on the winning drive, converting a fourth down along the way to take a 31-30 lead. The Wildcats (8-5) added a final touchdown as time expired when Jordan Wright returned a failed lateral attempt by the Hokies 28 yards for a score.

SCORING SUMMARY

VIRGINIA TECH	10	7	10	3	-	30
KENTUCKY	7	7	10	13	-	37

1st	11:15	Johnson 54 yd field goal, 10-39, 3:45
	4:20	Bowden 25 yd run (Ruffolo kick), 12-80, 6:48
	2:04	Hazelton 18 yd pass from Hooker (Johnson kick), 5-75, 2:16
2nd	10:20	Keene 6 yd pass from Hooker (Johnson kick), 9-60, 4:40
	00:53	Rodriguez 2 yd run (Ruffolo kick), 8-64, 4:09
3rd	11:29	Ruffolo 40 yd field goal, 7-43, 3:31
	9:57	McCleave 43 run (Johnson kick), 4-76, 1:26
	7:57	Bowden 61 run (Ruffolo kick), 5-75, 2:00
	3:13	Johnson 40 yd field goal, 12-53, 4:44
4th	12:47	Johnson 27 field goal, 6-30, 2:46
	00:15	Ali 13 yd pass from Bowden (Ruffolo kick), 18-85, 8:10
	00:00	Wright 28 yd fumble return

Attendance - 44,138

Team Stats

	VT	UK
First Downs	20	22
Rush Att./Net Rush	33/219	55-331
Passing C/A/I	12/22/0	6/13/1
Offensive Plays	55	68
Total Offense	329	404
Fumbles/Lost	1/1	3/1
Penalties/Yards	2/30	6/65
Punts/Average	2/41.5	2/36.5
Third-Down Conv.	4 of 11	6 of 13
Time of Possession	24:14	35:46

Individual Stats

Rushing (Att.-Yd.-TD)

VT	McCleave 11-126-1, Hooker 12-50, King 7-25, Turner 2-13, Robinson 1-5
UK	Bowden 34-233-2, Rose 10-69, Rodriguez 6-18, Smoke 4-7, Thomas 1-4

Passing (COMP-ATT-INT-YARDS-TD)

VT	Hooker 12-22-0-110-2
UK	Bowden 6-12-1-73-1, Smith 0-1-0-0-0

Receiving (REC-YARDS)

VT	Mitchell 3-36, Robinson 2-18, McCleave 2-17, King 2-5, Hazelton 1-21-1, Turner 1-11, Keene 1-6-1, Hooker 0-(-4)-0
UK	Ali 4-52-1, Rigg 1-16, Thomas 1-5

Tackles

VT	Ashby 14, Tisdale 14, Deablo 9, Floyd 8
UK	Daniel 8, Corker 7, Davis 6, Oats, Carter, Griffin 5



2021 • TAXSLAYER GATOR BOWL

Kentucky 23, N.C. State 21

During the Mark Stoops tenure at Kentucky, the Wildcats have developed an identity. UK has become a hard-nosed, blue collar team that hangs its hat on playing strong defense and running the ball behind a physical offensive line.

As the Cats closed a tough 2020 season in the TaxSlayer Gator Bowl, they turned to that formula again to top N.C. State 23-21, the third straight Kentucky bowl game win.

"Very proud of our football team," UK head coach Mark Stoops said. "Proud of our coaching staff. Proud of our seniors who led us to three straight bowl victories. That's really a big accomplishment."

Kentucky used its physical running game again, carrying the ball 48 times for 281 yards in the victory. That's 5.9 yards per carry, which is a formula the Cats have been able to use with great regularity the last few seasons. Senior Asim Rose, better known as A.J., rushed for 148 yards and junior Chris Rodriguez Jr. added 84 yards and a pair of touchdowns for the Cats.

Stoops was pleased with the offensive effort and was especially happy to see Rose have a big game.

But Kentucky also relied on its big-play defense, which also answered the bell in this game. The Cats forced three turnovers, all interceptions, and UK was able to convert those miscues into 13 points.

Junior linebacker Jamin Davis led the UK attack with 13 tackles and a key interception in the fourth quarter.

"In the back of my mind, we just wanted to refuse to lose the game," Davis said of his pick that helped seal the win. "We just wanted to keep our backs against the wall and don't let anybody take it from us. We've been preached to all year that if the ball is in the air, it's our ball."

It was a season during which Kentucky dealt with COVID-19 and everything that goes with that, lost linebacker Chris Oats as he continues to deal with an ongoing medical issue, and dealt with the death of offensive line coach John Schlarmann, who

died during the season after a two-year battle with cancer. Stoops felt that winning this game was important to ease some of the emotional turmoil that the Cats have dealt with all year long.

"I think it's very important," Stoops said. "It's been well-documented the toll it's taken on all players across the country. And to see our players step up and want to (play in the bowl) and travel back and forth, during their break, after really being mentally exhausted and still laying it on the line, all the way to the fourth quarter, says a lot."

SCORING SUMMARY

NC STATE	0	0	7	14	-	21
KENTUCKY	3	10	0	10	-	23

1st 06:00 UK - Matt Ruffolo 25 yd field goal, 16-68 9:00 0 - 3
 2nd 06:23 UK - Chris Rodriguez 4 yd run (Matt Ruffolo kick), 6-79 2:39 0 - 10
 00:02 UK - Matt Ruffolo 26 yd field goal, 7-69 1:21 0 - 13
 3rd 02:56 ST - Riley, C.J. 9 yd pass from Hockman, B. (Dunn, C. kick), 13-76 6:12 7 - 13
 4th 05:45 UK - Matt Ruffolo 20 yd field goal, 7-40 3:09 7 - 16
 04:46 ST - Knight, Z. 13 yd run (Dunn, C. kick), 3-37 0:54 14 - 16
 02:55 UK - Chris Rodriguez 26 yd run (Matt Ruffolo kick), 1-26 0:07 14 - 23
 01:10 ST - Houston, J. 2 yd run (Dunn, C. kick), 7-65 1:41 21 - 23
Attendance - 44,138

Team Stats

	NCST	UK
First Downs	19	19
Rush Att./Net Rush	26/50	47/288
Passing C/A/I	27/40/3	13/21/0
Offensive Plays	66	68
Total Offense	318	380
Fumbles/Lost	2/0	1/0
Penalties/Yards	7/45	10/103
Punts/Average	3/47.0	5/40.4
Third-Down Conv.	5 of 12	3 of 13
Time of Possession	25:53	34:07

Individual Stats

Rushing (Att.-Yd.-TD)

NCST	Knight 12-52-1, Houston 5-14-1, Person 6-8, Hockman 3-(-24)
UK	Rose 12-148, Rodriguez 17-84-2, Smoke 9-45, Wilson 6-14

Passing (COMP-ATT-INT-YARDS-TD)

NCST	Hockman 27-40-3-268-1
UK	Wilson 13-21-0-92-0

Receiving (REC-YARDS)

NCST	Emezie 5-44, Houston 5-26, Thomas 3-46, Riley 3-38, Carter 3-35, Rooks 2-41, Lesane 2-25, Pennix 2-6, Person 1-5, Autenrieth 1-2
UK	Ali 5-11, Epps 3-23, Upshaw 2-25, Dailey 1-17, Oliver 1-8, Rigg 1-8

Tackles

NCST	Duffy 13, Harris 11, Moore 9, Scott 7
UK	Davis 13, Ajian 7, Echols 7, Valentine 6



2022 • VRBO CITRUS BOWL

Kentucky 20, Iowa 17

After falling behind in the fourth quarter, No. 22 Kentucky scored with less than two minutes to play then held on to beat No. 15 Iowa 20-17 in the Vrbo Citrus Bowl.

Kentucky went into its high-paced offense with just 3:31 to play in the game. The Cats drove down the field behind the Will Levis-to-Wan'Dale Robinson connection. Perhaps the biggest play came when those two connected on a 52-yard pass play down the left sideline that got UK to the one yard line. After a penalty, UK handed the ball to Chris Rodriguez Jr., who took it in from six yards out for the touchdown. Matt Ruffolo added the PAT and UK led 20-17 with 1:48 to play.

Iowa went into its two-minute offense on the ensuing possession and the Hawkeyes were able to get near midfield quickly. But on second and five from the UK 40, safety Yusuf Corker hit Iowa QB Spencer Petras, whose throw went high and was intercepted by DeAndre Square, sealing the victory with just 48 seconds to play.

Levis connected on 17 of 28 through the air for 233 yards and a touchdown, with one interception. His primary target was Robinson, who caught 10 passes for 170 yards, including that crucial 52-yard reception in the fourth quarter that set up the go-ahead score.

Rodriguez Jr. rushed 20 times for 107 yards and a score. C-Rod also caught a touchdown pass in the game.

On defense, Jordan Wright led UK with 10 tackles while Corker had eight.

With the win, Kentucky has now won four consecutive bowl games for the first time in school history. The Wildcats also earned 10 wins for the second time in four years and just the fourth time in school history.

SCORING SUMMARY

IOWA	0	3	7	7	-	17
KENTUCKY	7	6	0	7	-	20

1st 05:32 UK - Chris Rodriguez Jr. 5 yd pass from Will Levis (Matt Ruffolo kick), 13-80 7:28 0 - 7

2nd 11:03 IOWA - Caleb Shudak 28 yd field goal, 10-55 4:41 3 - 7
 02:48 UK - Matt Ruffolo 21 yd field goal, 14-72 8:15 3 - 10
 00:38 UK - Matt Ruffolo 27 yd field goal, 5-22 1:31 3 - 13
 3rd 03:21 IOWA - Arlan Bruce IV 20 yd run (Caleb Shudak kick), 6-50 2:46 10 - 13
 4th 10:54 IOWA - Sam LaPorta 36 yd pass from Spencer Petras (Caleb Shudak kick), 9-92 3:15 17 - 13
 01:48 UK - Chris Rodriguez Jr. 6 yd run (Matt Ruffolo kick), 8-10 1:43 17 - 20
Attendance - 50,769

Team Stats

	IOWA	UK
First Downs	20	24
Rush Att./Net Rush	30/173	47/121
Passing C/A/I	19/30/3	17/28/1
Offensive Plays	60	75
Total Offense	384	354
Fumbles/Lost	0/0	0/0
Penalties/Yards	4/35	3/20
Punts/Average	4/50.0	3/45.5
Third-Down Conv.	4 of 11	6 of 14
Time of Possession	22:06	37:54

Individual Stats

Rushing (Att.-Yd.-TD)

IOWA	Williams, G. 16-98, Williams, L. 10-42, Bruce IV 2-21-1, Kelly-Martin 1-12, Petras 1-0
UK	Rodriguez 20-107-1, McClain 10-28, Levis 15-(-11)

Passing (COMP-ATT-INT-YARDS-TD)

IOWA	Petras 19-30-3-211-1
UK	Levis 17-28-1-233-1

Receiving (REC-YARDS)

IOWA	LaPorta 7-122-1, Bruce IV 4-24, Kelly-Martin 2-17, Williams 2-14, Lachey 1-15, Ritter 1-4, Pottebaum 1-3
UK	W. Robinson 10-170, Harris 2-28, Rigg 2-11, Cummings 1-13, Bates 1-6, Rodriguez Jr. 1-5-1

Tackles

IOWA	Campbell 14, Benson 10, VanValkenburg 8
UK	Wright 10, Corker 8, Ajian 7, Jackson 7



2023 • TRANSPERFECT MUSIC CITY BOWL

Iowa 21, Kentucky 0

The Kentucky defense held its own but the offense could never get going as Iowa topped the Cats 21-0 in the TransPerfect Music City Bowl.

Kentucky started true freshman Destin Wade at quarterback in the game. The Nashville-area native went 16 of 30 for 98 yards and rushed 16 times for 29 yards. But his two interceptions would prove costly.

The UK defense held Iowa to 206 yards of total offense. The Hawkeyes were 0 for 11 on third down and 0 for 2 on fourth down.

Kentucky had three receivers catch at least five passes. Dane Key caught six passes for 47 yards. Tayvion Robinson caught five for 27 yards, while Barion Brown caught five for 24 yards.

Kentucky got the ball first with Wade at quarterback. After getting one first down, the Cats were forced to punt.

Iowa earned three first downs on its first possession but on fourth-and-two from the UK 33, Jordan Lovett broke up the Joey Labas pass, giving UK possession with 8:48 remaining in the first period.

Kentucky went into Iowa territory on its second drive before being forced to punt. Iowa got a 34-yard return from Cooper DeJean and took over at its own 40 with 5:14 to play in the first. Iowa could do nothing with the possession and was forced to punt.

The Cats took over at their own one with 2:59 left in the first. The Cats went three-and-out and were forced to punt again, with Iowa taking over at the UK 46. The first quarter would end in a scoreless tie.

Kentucky's defense stood tall again, forcing another Iowa punt. The Cats took over at their own seven yard line with 14:46 left in the first half.

The Cats would go three-and-out again, punting the ball back to the Hawkeyes with 13:02 to play in the half.

Iowa got on the board first on its next possession. The Hawkeyes needed just two plays to cover 42 yards, with the scoring play being a 15-yard touchdown pass from Labas to Luke

Lachey. Drew Stevens added the PAT and Iowa led 7-0 with 12:08 left in the half.

On UK's next possession, Wade was intercepted by Xavier Nwankpa, who returned it 52 yards for a touchdown. Stevens added the PAT and Iowa led 14-0 with 11:57 left in the half.

Kentucky punted again on its next possession, and Iowa did the same with its next possession.

Just before the half, Wade was intercepted by DeJean, who returned it 14 yards for a touchdown. Stevens added the extra point and Iowa led 21-0. That would be the halftime score.

Iowa got the ball first in the second half but the Hawkeyes could do nothing with the possession and were forced to punt. It would be the first of five consecutive drives, two by each team, that ended in punts. At the end of the third period, Kentucky was driving in Iowa territory.

The fourth quarter would prove to be scoreless, with neither team seriously threatening.

SCORING SUMMARY

IOWA	0	21	0	0	-	21
KENTUCKY	0	0	0	0	-	0

2nd 12:08 IOW - #85 L.Lachey 15 yd pass from #5 J.Labas (#18D.

Stevens kick), 2-42, 00:54 7-0

2nd 11:57 IOW - #1 X.Nwankpa 52 yd interception return (#18

D.Stevens kick), 00:11 14-0

2nd 01:36 IOW - #3 C.DeJean 14 yd interception return (#18

D.Stevens kick), 00:22 21-0

Team Stats

	IOWA	UK
First Downs	10	10
Rush Att./Net Rush	24/67	32/68
Passing C/A/I	14/24/0	22/37/2
Offensive Plays	48	69
Total Offense	206	185
Fumbles/Lost	0/0	2/0
Penalties/Yards	2/10	3/35
Punts/Average	8/48.2	10/40.9
Third-Down Conv.	0-11	2-18
Time of Possession	25:43	34:17

Individual Stats

Rushing (Att.-Yd.-TD)

IOWA	Patterson 4-23, Johnson 9-17, Labas 4-11
UK	McClain 10-40, D. Wade 17-23, Wright 1-6

Passing (COMP-ATT-INT-YARDS-TD)

IOWA	Labas 14-24-0-139-1
UK	D. Wade 16-30-2-98-0, Hogan 6-7-0-29-0

Receiving (REC-YARDS)

IOWA	LaPorta 5-56, Lachey 3-36-1, Vines 2-23
UK	Key 6-47, T. Robinson 5-27, Brown 5-24

Tackles

IOWA	Campbell 10, Nwankpa 8, Benson 7, DeJean 7
UK	Wallace 6, Wright 4, Jackson 4



KENTUCKY IN THE POLLS

KENTUCKY IN THE WEEKLY A.P. RANKINGS

Date	Rank	Record	No. Votes	1st Place Votes
Oct. 30, 1939	15th	5-0-0	22	--
Nov. 6, 1939	18th	5-0-1	23	--
Oct. 7, 1946	19th	3-0-0	17	--
Oct. 13, 1947	20th	3-1-0	19	--
Oct. 20, 1947	14th	4-1-0	82	--
Oct. 27, 1947	13th	5-1-0	79	--
Oct. 3, 1949	15th	3-0-0	75	1
Oct. 10, 1949	8th	4-0-0	436	8
Oct. 17, 1949	7th	5-0-0	798	3
Oct. 24, 1949	14th	5-1-1	83	--
Oct. 31, 1949	13th	6-1-0	75	--
Nov. 7, 1949	14th	7-1-0	79	--
Nov. 14, 1949	11th	8-1-0	150	--
Nov. 21, 1949	20th	8-2-0	28	--
Nov. 28, 1949	11th	9-2-0	222	--
Preseason 1950	13th	----	143	--
Oct. 2, 1950	6th	3-0-0	539	5
Oct. 9, 1950	5th	4-0-0	837	11
Oct. 16, 1950	4th	5-0-0	1191	9
Oct. 23, 1950	4th	6-0-0	1286	15
Oct. 30, 1950	5th	7-0-0	1632	17
Nov. 6, 1950	4th	8-0-0	1920	35
Nov. 13, 1950	5th	9-0-0	2001	43
Nov. 20, 1950	3rd	10-0-0	2346	55
Nov. 27, 1950	7th	10-1-0	1167	7
Preseason 1951	6th	----	316	1
Oct. 1, 1951	17th	1-2-0	34	--
Oct. 22, 1951	17th	3-3-0	47	1
Oct. 29, 1951	14th	4-3-0	60	1
Nov. 5, 1951	12th	5-3-0	171	3
Nov. 12, 1951	9th	6-3-0	249	4
Nov. 19, 1951	9th	7-3-0	339	4
Nov. 26, 1951	17th	7-4-0	73	--
Dec. 3, 1951	15th	7-4-0	87	--
Nov. 24, 1952	19th	5-3-2	25	--
Dec. 1, 1952	20th	5-3-2	41	--
Oct. 19, 1953	16th	2-2-1	33	--
Oct. 26, 1953	19th	3-2-1	42	--
Nov. 2, 1953	14th	4-2-1	159	--
Nov. 9, 1953	13th	5-2-1	81	1
Nov. 16, 1953	13th	6-2-1	130	3
Nov. 23, 1953	13th	7-2-1	237	5
Nov. 30, 1953	16th	7-2-1	155	3
Oct. 3, 1955	19th	2-1-0	22	--
Oct. 10, 1955	20th	2-1-1	12	--
Oct. 31, 1955	17th	4-2-1	29	--
Preseason 1957	20th	----	39	--
Sept. 22, 1958	17th	1-0-0	75	2
Oct. 5, 1964	5th	3-0-0	255	5

Sept. 20, 1965	10th	1-0-0	78	--
Sept. 27, 1965	6th	2-0-0	168	1
Nov. 1, 1965	10th	5-2-0	49	--
Nov. 8, 1965	10th	6-2-0	73	--
Jan. 4, 1977	18th	8-4-0	30	--
Oct. 3, 1977	16th	3-1-0	100	--
Oct. 10, 1977	12th	4-1-0	184	--
Oct. 17, 1977	8th	5-1-0	369	1
Oct. 24, 1977	7th	6-1-0	610	1
Oct. 31, 1977	7th	7-1-0	569	1
Nov. 7, 1977	7th	8-1-0	568	1
Nov. 14, 1977	7th	9-1-0	548	1
Nov. 21, 1977	7th	10-1-0	600	1
Nov. 28, 1977	7th	10-1-0	527	1
Jan. 3, 1978	6th	10-1-0	605	--
Preseason 1978	15th	----	419	--
Sept. 12, 1978	17th	0-0-0	299	--
Oct. 9, 1984	19th	4-0-0	156	--
Oct. 16, 1984	16th	5-0-0	288	--
Jan. 3, 1985	19th	9-3-0	152	--
Sept. 16, 2007	21st	3-0	338	--
Sept. 23, 2007	14th	4-0	708	--
Sept. 30, 2007	8th	5-0	1,143	--
Oct. 7, 2007	17th	5-1	612	--
Oct. 14, 2007	8th	6-1	1,098	--
Oct. 21, 2007	14th	6-2	719	--
Nov. 4, 2007	24th	6-3	127	--
Nov. 11, 2007	22nd	7-3	283	--
Sept. 23, 2018	17th	4-0	541	--
Oct. 2, 2018	13th	5-0	707	--
Oct. 7, 2018	18th	5-1	484	--
Oct. 14, 2018	14th	5-1	678	--
Oct. 21, 2018	12th	6-1	754	--
Oct. 28, 2018	11th	7-1	905	--
Nov. 4, 2018	12th	7-2	780	--
Nov. 11, 2018	20th	7-3	337	--
Nov. 18, 2018	17th	8-3	508	--
Nov. 25, 2018	16th	9-3	602	--
Dec. 2, 2018	16th	9-3	639	--
Jan. 8, 2018	12th	10-3	820	--
Sept. 20, 2020	t23rd	0-0	238	--
Sept. 27, 2020	23rd	0-0	230	--
Oct. 3, 2021	16th	5-0	662	--
Oct. 10, 2021	11th	6-0	918	--
Oct. 17, 2021	15th	6-1	723	--
Oct. 24, 2021	12th	6-1	849	--
Oct. 31, 2021	18th	6-2	409	--
Nov. 28, 2021	25th	9-3	82	--
Dec. 5, 2021	25th	9-3	129	--
Final 2021	18th	10-3	446	--
Preseason 2022	20th	----	332	--
Sept. 5, 2022	20th	1-0	373	--
Sept. 12, 2022	9th	2-0	992	--
Sept. 19, 2022	8th	3-0	1096	--



KENTUCKY IN THE WEEKLY A.P. RANKINGS

Date	Rank	Record	No. Votes	1st Place Votes
Sept. 26, 2022	7th	4-0	1127	--
Oct. 3, 2022	13th	4-1	832	--
Oct. 10, 2022	22nd	4-2	150	--
Oct. 17, 2022	19th	5-2	414	--
Oct. 24, 2022	19th	5-2	429	--

KENTUCKY IN THE WEEKLY COACHES POLL RANKINGS

Date	Rank	Record	No. Votes	1st Place Votes
Sept. 20, 1998	25th	3-0	96	--
Nov. 15, 1998	25th	7-3	70	--
Sept. 16, 2007	23rd	3-0	16	--
Sept. 23, 2007	14th	4-0	545	--
Sept. 30, 2007	8th	5-0	971	--
Oct. 7, 2007	18th	5-1	493	--
Oct. 14, 2007	13th	6-1	874	--
Oct. 21, 2007	15th	6-2	604	--
Oct. 28, 2007	23rd	6-3	159	--
Nov. 4, 2007	22nd	6-3	197	--
Nov. 11, 2007	20th	7-3	204	--
Sept. 23, 2018	17th	4-0	531	--
Oct. 2, 2018	15th	5-0	690	--
Oct. 7, 2018	20th	5-1	381	--
Oct. 14, 2018	17th	5-1	589	--
Oct. 21, 2018	14th	6-1	689	--
Oct. 28, 2018	11th	7-1	905	--
Nov. 4, 2018	12th	7-2	780	--
Nov. 11, 2018	20th	7-3	337	--
Nov. 18, 2018	17th	8-3	508	--
Nov. 25, 2018	16th	9-3	602	--
Dec. 2, 2018	16th	9-3	639	--
Final 2018	11th	10-3	945	--
Sept. 20, 2020	20th	0-0	233	--
Sept. 26, 2021	23rd	4-0	179	--
Oct. 3, 2021	14th	5-0	758	--
Oct. 10, 2021	11th	6-0	994	--
Oct. 17, 2021	14th	6-1	763	--
Oct. 24, 2021	12th	6-1	857	--
Oct. 31, 2021	17th	6-2	409	--
Nov. 28, 2021	25th	9-3	82	--
Dec. 12, 2021	20th	9-3	129	--
Final 2021	15th	10-3	592	--
Preseason 2022	21st	----	353	--
Sept. 5, 2022	20th	1-0	421	--

KENTUCKY IN THE WEEKLY COACHES POLL RANKINGS

Date	Rank	Record	No. Votes	1st Place Votes
Sept. 12, 2022	10th	2-0	901	--
Sept. 19, 2022	9th	3-0	1063	--
Sept. 26, 2022	8th	4-0	1136	--
Oct. 3, 2022	13th	4-1	811	--
Oct. 10, 2022	22nd	4-2	219	--
Oct. 17, 2022	18th	5-2	450	--
Oct. 24, 2022	17th	5-2	473	--
Oct. 31, 2022	24th	5-3	109	--
Nov. 7, 2022	24th	6-3	173	--

FINAL AP POLL

Year	Rank	Record
1949*	11th	9-3
1950*	7th	1-1
1951*	15th	8-4
1952*	20th	5-4-2
1953*	16th	7-2-1
1976	18th	9-3
1977	6th	11-1
1984	19th	9-3
2018	11th	10-3
2021	18th	10-3

FINAL AFCA COACHES POLL

Year	Rank	Record
2018	11th	10-3
2021	15th	10-3

FINAL UPI POLL

Year	Rank	Record
1950*	7th	11-1
1951*	17th	8-4
1952*	19th	5-4-2
1953*	15th	7-2-1
1965	18th	6-4
1976	19th	9-3
1984	19th	9-3

* Final polls selected after regular season but before bowl games



KENTUCKY VS. RANKED TEAMS

Kentucky has played 265 games against teams ranked in The Associated Press Top 20/25 Poll. The Wildcats own a 50-210-5 record against ranked opponents.

1936 (0-1)

at #17 Tennessee L 6-7

1937 (0-1)

at #3 Alabama L 0-41

1938 (0-2)

#18 Alabama L 6-26

at #4 Tennessee L 0-46

1939 (0-1-1)

at #19 Alabama T 7-7

#4 Tennessee L 0-19

1940 (0-1)

at #6 Tennessee L 0-33

1941 (0-1)

at #15 Alabama L 0-30

1942 (0-3)

#3 Alabama L 0-14

at #3 Georgia Tech L 7-47

at #11 Tennessee L 0-26

1944 (0-2)

at #18 Mississippi St. L 0-26

#15 Tennessee L 7-21

1945 (0-2)

#4 Alabama L 19-60

#14 Tennessee L 0-14

1946 (0-3)

at #8 Georgia L 13-28

at #11 Alabama L 7-21

at #7 Tennessee L 0-7

1947 (2-1)

#9 Georgia W 26-0

at #10 Vanderbilt W 14-0

#18 Alabama L 0-13

1949 (0-2)

at #17 SMU L 7-20

#15 Santa Clara L 13-21

(Orange Bowl)

1950 (2-1)

#17 Florida W 40-6

at #9 Tennessee L 0-7

#1 Oklahoma W 13-7
(Sugar Bowl)

1951 (3-2)

#11 Georgia Tech L 7-13

#12 Villanova W 35-13

#19 Miami (Fla.) W 32-0

#1 Tennessee L 0-28

#11 TCU W 20-7

(Cotton Bowl)

1952 (0-1-1)

at #7 Tennessee T 14-14

at #15 Florida L 0-27

1953 (2-0-1)

at #14 LSU T 6-6

#20 Mississippi State W 32-13

at #12 Rice W 19-13

1954 (1-2)

#3 Maryland L 0-20

at #9 Ole Miss L 9-28

at #15 Georgia Tech W 13-6

1955 (2-0-1)

#8 Ole Miss W 21-14

at #14 Auburn T 14-14

#17 Tennessee W 23-0

1956 (0-3)

#4 Georgia Tech L 6-14

at #9 Ole Miss L 7-37

at #2 Tennessee L 7-20

1957 (1-4)

at #11 Georgia Tech L 0-13

#19 Ole Miss L 0-15

at #9 Auburn L 0-6

at #17 LSU L 0-21

#12 Tennessee W 20-6

1958 (0-3)

at #9 Ole Miss L 6-27

#1 Auburn L 0-8

at #9 LSU L 7-32

1959 (1-3)

#4 Ole Miss L 0-16

at #14 Auburn L 0-33

#1 LSU L 0-9

#20 Tennessee W 20-0

1960 (0-1)

at #1 Ole Miss L 6-21

1961 (0-2)

#2 Ole Miss L 6-20

at #10 LSU L 14-24

1962 (0-2)

at #7 Ole Miss L 0-14

#4 LSU L 0-7

1964 (2-1)

at #1 Ole Miss W 27-21

#7 Auburn W 20-0

#9 LSU L 7-27

1965 (1-0)

#10 Georgia W 28-10

1967 (0-2)

#6 Georgia L 7-31

#2 Tennessee L 7-17

1968 (1-3)

#20 Oregon State W 35-34

at #20 LSU L 3-13

#8 Georgia L 14-35

at #8 Tennessee L 7-24

1969 (1-5)

#14 Indiana L 30-58

#8 Ole Miss W 10-9

#9 LSU L 10-37

at #13 Georgia L 0-30

at #15 Florida L 6-31

#9 Tennessee L 26-31

1970 (1-4)

#13 Kansas State W 16-3

at #5 Ole Miss L 17-20

#12 Auburn L 15-33

at #15 LSU L 7-14

at #8 Tennessee L 0-45

1971 (0-4)

at #5 Auburn L 6-38

#12 LSU L 13-17

at #8 Georgia L 0-34

#11 Tennessee L 7-21

**1972 (0-3)**

at #7 Alabama	L	0-35
at #7 LSU	L	0-10
at #12 Tennessee	L	7-17

1973 (1-2)

#4 Alabama	L	14-28
at #9 LSU	L	21-28
#14 Tulane	W	34-7

1974 (1-1)

at #10 Auburn	L	13-31
#9 Florida	W	41-24

1975 (0-2-1)

#20 Maryland	T	10-10
at #10 Penn State	L	3-10
at #14 Florida	L	7-48

1976 (4-3)

at #13 Kansas	L	16-37
#20 Penn State	W	22-6
#16 LSU	W	21-7
#10 Georgia	L	7-31
at #5 Maryland	L	14-24
#15 Florida	W	28-9
#19 North Carolina	W	21-0
(Peach Bowl)		

1977 (3-0)

#17 West Virginia	W	28-13
at #4 Penn State	W	24-20
at #16 LSU	W	33-13

1978 (0-4)

at #15 Maryland	L	3-20
#5 Penn State	L	0-30
#16 LSU	L	0-21
#16 Georgia	L	16-17

1980 (0-4)

at #4 Oklahoma	L	7-29
at #1 Alabama	L	0-45
#6 Georgia	L	0-27
#20 Florida	L	15-17

1981 (0-3)

#12 Alabama	L	10-19
#14 Clemson	L	3-21
at #7 Georgia	L	0-21

1982 (0-2)

#16 LSU	L	10-34
#3 Georgia	L	14-27

1983 (0-4)

#7 Auburn	L	21-49
at #7 Georgia	L	21-47
at #14 Florida	L	7-24
#18 West Virginia	L	16-20
(Hall of Fame Bowl)		

1984 (1-3)

#10 LSU	L	10-36
#13 Georgia	L	7-37
#5 Florida	L	17-25
#19 Wisconsin	W	20-19
(Hall of Fame Bowl)		

1985 (0-3)

at #17 LSU	L	0-10
at #11 Florida	L	13-15
#16 Tennessee	L	0-42

1986 (0-1)

#12 LSU	L	16-25
---------	---	-------

1987 (0-3)

at #6 LSU	L	9-34
at #12 Georgia	L	14-17
#18 Tennessee	L	22-24

1988 (1-3)

at #7 Auburn	L	10-20
#12 Alabama	L	27-31
at #19 LSU	L	12-15
#11 Georgia	W	16-10

1989 (0-3)

at #15 Alabama	L	3-15
#11 Auburn	L	12-24
#8 Tennessee	L	10-31

1990 (0-2)

#6 Florida	L	15-47
at #10 Tennessee	L	28-42

1991 (0-2)

at #5 Florida	L	26-35
#10 Tennessee	L	7-16

1992 (0-4)

at #4 Florida	L	19-35
#7 Georgia	L	7-40
#24 Mississippi State	L	36-37
at #20 Tennessee	L	13-34

**KENTUCKY VS.
RANKED TEAMS**

Opponent	W	L	T
Alabama	1	19	1
Arkansas	1	1	0
Auburn	1	15	1
Clemson	0	2	0
Florida	6	34	0
Georgia	3	34	0
Georgia Tech	1	4	0
Indiana	0	1	0
Iowa	1	0	0
Kansas	0	1	0
Kansas State	1	0	0
LSU	4	24	1
Louisville	3	5	0
Maryland	0	3	1
Miami, Fla.	1	0	0
Mississippi State	3	7	0
Missouri	1	1	0
NC State	1	0	0
North Carolina	1	0	0
Northwestern	0	1	0
Oklahoma	1	1	0
Ole Miss	4	10	0
Oregon State	1	0	0
Penn State	3	3	0
Rice	1	0	0
Santa Clara	0	1	0
South Carolina	1	6	0
SMU	0	1	0
TCU	1	0	0
Tennessee	4	35	1
Tulane	1	0	0
Vanderbilt	1	0	0
Villanova	1	0	0
West Virginia	1	1	0
Wisconsin	1	0	0

1993 (1-3)

#7 Florida	L	20-24
#25 Ole Miss	W	21-0
#7 Tennessee	L	0-48
#24 Clemson	L	13-14
(Peach Bowl)		

1994 (0-2)

at #2 Florida	L	7-73
at #9 Auburn	L	14-41

1995 (0-3)

#5 Florida	L	7-42
#12 Auburn	L	21-42
#4 Tennessee	L	31-34

**1996 (0-4)**

at #1 Florida	L	0-65
at #13 Alabama	L	7-35
at #17 LSU	L	14-41
at #9 Tennessee	L	10-56

1997 (1-4)

#1 Florida	L	28-55
#20 Alabama (OT)	W	40-34
at #16 Georgia	L	13-23
#16 LSU	L	28-63
#5 Tennessee	L	31-59

1998 (1-5)

at #8 Florida	L	35-51
at #22 Arkansas	L	20-27
at #21 LSU	W	39-36
#11 Georgia	L	26-28
at #1 Tennessee	L	21-59
#22 Penn State	L	14-26
(Outback Bowl)		

1999 (1-4)

#3 Florida	L	10-38
#20 Arkansas	W	31-20
at #14 Georgia	L	34-49
at #8 Mississippi State	L	22-23
#7 Tennessee	L	21-56

2000 (0-3)

at #3 Florida	L	31-59
#12 Georgia	L	30-34
#8 Mississippi State	L	17-35

2001 (0-4)

#2 Florida	L	10-44
at #13 South Carolina	L	6-42
at #17 Georgia	L	29-43
#6 Tennessee	L	35-38

2002 (1-3)

at #17 Louisville	W	22-17
at #7 Florida	L	34-41
#5 Georgia	L	24-52
#16 Louisiana State	L	30-33

2003 (0-3)

#25 Florida	L	21-24
at #6 Georgia	L	10-30
#7 Tennessee	L	7-20

2004 (0-4)

at #16 Florida	L	3-20
at #3 Auburn	L	10-42
#8 Georgia	L	17-62
at #15 Tennessee	L	31-37

2005 (0-4)

#12 Louisville	L	24-31
#5 Florida	L	28-49
#17 Auburn	L	27-49
at #14 Georgia	L	13-45

2006 (0-4)

at #13 Louisville	L	28-59
at #5 Florida	L	7-26
at #16 LSU	L	0-49
at #19 Tennessee	L	12-17

2007 (2-4)

#9 Louisville	W	40-34
at #11 South Carolina	L	23-38
#1 LSU (3 OT)	W	43-37
#14 Florida	L	37-45
at #8 Georgia	L	13-24
#19 Tennessee (4 OT)	L	50-52

2008 (0-3)

at #2 Alabama	L	14-17
at #5 Florida	L	5-63
#14 Georgia	L	38-42

2009 (0-3)

#1 Florida	L	7-41
#3 Alabama	L	20-38
at #25 South Carolina	L	26-28

2010 (1-3)

at #9 Florida	L	14-48
#8 Auburn	L	34-37

#10 South Carolina	W	31-28
at #21 Mississippi St.	L	17-24

2011 (0-4)

#15 Florida	L	10-48
at #1 LSU	L	7-35
at #18 South Carolina	L	3-54
at #13 Georgia	L	10-19

2012 (0-5)

at #25 Louisville	L	14-32
at #14 Florida	L	0-38
#6 South Carolina	L	17-38
#20 Mississippi State	L	14-27
#13 Georgia	L	24-29

2013 (0-5)

#7 Louisville	L	13-27
#20 at Florida	L	7-24
at #13 South Carolina	L	28-35
#1 Alabama	L	7-48
#9 Missouri	L	17-48

2014 (0-3)

#1 Mississippi State	L	31-45
#17 Georgia	L	31-63
at #24 Louisville	L	40-44

2015 (1-0)

#25 Missouri	W	21-13
--------------	---	-------

VS. NO. 1-RANKED TEAMS

1950	vs. Oklahoma (Sugar Bowl)	W	13-7
1951	at Tennessee	L	0-28
1958	Auburn	L	0-8
1959	LSU	L	0-9
1960	vs. Ole Miss (Memphis)	L	6-21
1964	vs. Ole Miss (Jackson)	W	27-21
1980	vs. Alabama (Birmingham)	L	0-45
1996	at Florida	L	0-65
1997	Florida	L	28-55
1998	at Tennessee	L	21-59
2007	LSU (3 OT)	W	43-37
2009	Florida	L	7-41
2011	at LSU	L	7-35
2013	Alabama	L	7-48
2014	Mississippi State	L	31-45
2016	at Alabama	L	6-34
2020	at Alabama	L	3-63
2021	at Georgia	L	13-30
2022	Georgia	L	6-17

**2016 (1-1)**

at #1 Alabama	L	6-34
at #11 Louisville	W	41-38

2017 (0-3)

#20 Florida	L	27-28
at #7 Georgia	L	13-42
#21 Northwestern (Music City Bowl)	L	23-24

2018 (3-1)

at #25 Florida	W	27-16
#14 Mississippi St.	W	28-7
#6 Georgia	L	17-34
#12 Penn State (VRBO Citrus Bowl)	W	27-24

2019 (0-2)

#9 Florida	L	21-29
at #10 Georgia	L	0-21

2020 (2-4)

at #8 Auburn	L	13-29
at #18 Tennessee	W	34-7
#5 Georgia	L	3-14
at #1 Alabama	L	3-63
at #6 Florida	L	10-34
#23 NC State (TaxSlayer Gator Bowl)	W	23-21

2021 (2-1)

#10 Florida	W	20-13
at #1 Georgia	L	13-30
#17 Iowa (Vrbo Citrus Bowl)	W	20-17

2022 (2-3)

at #12 Florida	W	26-16
at #14 Ole Miss	L	19-22
#16 Mississippi State	W	27-17
at #3 Tennessee	L	6-44
#1 Georgia	L	6-16

UK PLAYERS IN THE NFL/AFL DRAFT

1937

Bert Johnson	5th	Dodgers
Gene Myers	8th	Giants
Stan Nevers	10th	Steelers

1939

Sherm Hinkebein	8th	Cards
-----------------	-----	-------

1940

Bill McCubbin	12th	Bears
Luke Lindon	20th	Rams

1941

Jim Hardin	11th	Bears
John Eibner	15th	Steelers
Charlie Ishmael	18th	Lions
Joe Bailey	21st	Packers

1942

Noah Mullins	10th	Bears
--------------	------	-------

1943

Clyde Johnson	5th	Rams
Clark Wood	13th	Bears

1944

Charley Walker	13th	Redskins
Charley Kuhn	26th	Rams
Bill Portwood	26th	Yankees

1945

Gene Meeks	9th	Cardinals
Jim Little	16th	Giants
Bill Griffin	20th	Rams

1946

Jess Tunstill	26th	Bears
---------------	------	-------

1947

Ermal Allen	3rd	Cardinals
Phil Cutchin	27th	Eagles

1948

Jay Rhodemyre	7th	Packers
---------------	-----	---------

1949

Wallace Jones	7th	Bears
Dick Hensley	11th	Giants
George Blanda	12th	Bears

1950

Harry Ulinski	4th	Redskins
Don Phelps	5th	Browns
Lloyd McDermott	6th	Eagles

Ralph Genito	18th	49ers
Jim Howe	20th	Packers
Lee Truman	25th	Cardinals
Ben Zaranka	29th	Packers

1951

Bob Gain	1st	Packers
Walt Yowarsky	3rd	Redskins
Al Bruno	3rd	Eagles
Bob Pope	11th	Eagles
Bill Leskovar	14th	Cardinals
Clay Webb	15th	Steelers
Bill Wanamaker	15th	Yankees
Dom Fucci	18th	Redskins
Dick Martin	28th	Cardinals

1952

Babe Parilli	1st	Packers
Jim Mackenzie	6th	Giants
Ed Hamilton	13th	Eagles
John Griggs	17th	Rams
Frank Fuller	26th	Rams
Doug Moseley	28th	Yankees

1953

Bob Fry	3rd	Rams
Gene Donaldson	3rd	Browns
Ralph Charney	11th	Bears
Ray Correll	23rd	Steelers
Ralph Paolone	29th	Eagles

1954

Steve Meilinger	1st	Redskins
Thomas Adkins	17th	Colts

1956

Dick Moloney	11th	Giants
Dick Shatto	15th	Rams
Jack Butler	17th	Rams
Howard Schnellenberger	21st	Redskins
Bill Wheeler	25th	Cardinals
Bradley Mills	25th	Colts

1957

J. T. Frankenger	6th	Redskins
Dave Kuhn	17th	49ers

1958

Lou Michaels	1st	Rams
Henry Herzog	29th	Lions

1959

Jim Bowie	22nd	Eagles
-----------	------	--------

**1960**

Glenn Shaw	11th	Bears
------------	------	-------

1961

Calvin Bird	6th	Chargers
Calvin Bird	17th	Browns
Charles Sturgeon	10th	Broncos
Tom Rodgers	12th	Lions

1962

Irv Goode	1st	Cardinals
Irv Goode	4th	Chiefs
Bob Butler	9th	Eagles
Junior Hawthorne	18th	Vikings
Dave Gash	25th	Bills

1963

Tom Hutchinson	1st	Browns
Tom Hutchinson	2nd	Bills

1964

Herschel Turner	2nd	Cardinals
-----------------	-----	-----------

1966

Sam Ball	1st	Colts
Sam Ball	2nd	Jets
Rick Norton	2nd	Browns
Rick Norton	1st	Dolphins
Rodger Bird	1st	Raiders
Rick Kestner	18th	Dolphins
Rick Kestner	3rd	Colts
Doug Davis	5th	Vikings

1967

Bob Windsor	2nd	49ers
Larry Seiple	7th	Dolphins
Pat Riley	11th	Cowboys

1968

Dwight Little	11th	Lions
---------------	------	-------

1969

Dicky Lyons	4th	Falcons
Jeff Van Note	11th	Falcons

1970

Dick Palmer	10th	Colts
Dick Beard	17th	Jets

1971

Dave Hardt	6th	Patriots
Dave Roller	13th	Giants
Ray Makin	15th	Steelers
Dave Purcell	16th	49ers

1972

Joe Federspiel	4th	Saints
Bill Bushong	7th	Packers

1973

Ken King	9th	Cardinals
Dan Neal	11th	Colts

1974

Frank LeMaster	4th	Eagles
Cecil Bowens	14th	Patriots
Darryl Bishop	16th	Bengals
Dave Margavage	16th	Colts

1975

Elmore Stephens	2nd	Chiefs
Rick Nuzum	5th	Rams
Tom Ehlers	13th	Eagles

1976

Sonny Collins	2nd	Falcons
Wally Pesuit	5th	Cowboys
Steve Campassi	16th	Eagles

1977

Warren Bryant	1st	Falcons
Randy Burke	1st	Colts

1978

Art Still	1st	Chiefs
Derrick Ramsey	5th	Raiders
Mike Martin	9th	Bears
Will Grant	10th	Bills
Dallas Owens	10th	Colts
Gerald Blanton	11th	Bills

1979

James Ramey	3rd	Browns
Jim Kovach	4th	Saints
Kelly Kirchbaum	5th	Jets
Rod Stewart	6th	Bills (supplemental)
Bob Winkel	7th	Vikings
Robert Hawkins	8th	Raiders
Dan Fowler	10th	Giants
David Stephens	12th	Vikings

1980

Larry Carter	3rd	Broncos
Lester Boyd	6th	Saints
Tom Kearns	7th	Patriots

1981

Tim Gooch	9th	Colts
-----------	-----	-------

NFL FIRST-ROUND DRAFT CHOICES

Kentucky has had 18 players selected in the first round of the National Football League draft. In 1966, the Wildcats had a school-record three players selected in the first round. In 1999, Tim Couch was the first player selected. In the last four years, UK has had two first-round picks in Josh Allen (2019) and Jamin Davis (2021)

Year	Player, Pos.	Selection	NFL Team
1951	Bob Gain, T	5	Green Bay
1952	Babe Parilli, QB	4	Green Bay
1954	Steve Meilinger, E	8	Washington
1958	Lou Michaels, T	4	Los Angeles
1962	Irv Goode, C	12	St. Louis
1963	Tom Hutchinson, E	9	Cleveland
1966	Sam Ball, T	15	Baltimore
1966	Rick Norton, QB	2	Miami
1966	Rodger Bird, DB	NA	Oakland
1977	Warren Bryant, OT	6	Atlanta
1977	Randy Burke, WR	26	Baltimore
1978	Art Still, DT	2	Kansas City
1985	George Adams, TB	19	N.Y. Giants
1999	Tim Couch, QB	1	Cleveland
2003	Dewayne Robertson, DT	4	N.Y. Jets
2015	Alvin "Bud" Dupree, LB/DE	22	Pittsburgh
2019	Joshua Allen, LB/DE	7	Jacksonville
2021	Jamin Davis, ILB	19	Washington

1982

Jim Campbell	11th	Oilers
--------------	------	--------

1984

John Grimsley	6th	Oilers
---------------	-----	--------

1985

George Adams	1st	Giants
Cam Jacobs	5th	Steelers
Oliver White	10th	Steelers
Jeff Smith	11th	Chargers

1986

Maurice Douglass	8th	Bears
Jon Dumbauld	10th	Saints

1987

Tony Mayes	5th	Buccaneers
Marc Logan	5th	Bengals
Bill Ransdell	12th	Jets

1988

Dermontti Dawson	2nd	Steelers
Jerry Reese	5th	Steelers
Mark Higgs	8th	Cowboys
Greg Kunkel	12th	Raiders

1989

David Johnson	7th	Steelers
Ivy Joe Hunter	7th	Colts
Chris Chenault	8th	Bengals
Charlie Darrington	9th	Redskins

1990

Oliver Barnett	3rd	Falcons
Donnie Gardner	7th	Buccaneers
Andy Murray	7th	Oilers

1991

Al Baker	10th	Jets
Jeff Brady	12th	Steelers

1993

Dean Wells	4th	Seahawks
Todd Perry	4th	Bears
Chuck Bradley	6th	Oilers
Doug Pelfrey	8th	Bengals

1994

Terry Samuels	6th	Cardinals
Zane Beehn	7th	Chargers
Marty Moore	7th	Patriots

1995

Melvin Johnson	2nd	Buccaneers
----------------	-----	------------

**1996**

Moe Williams	3rd	Vikings
Reggie Rusk	7th	Buccaneers

1997

Van Hiles	5th	Bears
Chris Ward	7th	Ravens

1998

Kio Sanford	7th	Chargers
-------------	-----	----------

1999

Tim Couch	1st	Browns
Craig Yeast	4th	Bengals

2000

James Whalen	5th	Buccaneers
--------------	-----	------------

2001

Eric Kelly	3rd	Vikings
Marlon McCree	7th	Jaguars
Quentin McCord	7th	Falcons

2002

Dennis Johnson	3rd	Cardinals
----------------	-----	-----------

2003

Dewayne Robertson	1st	Jets
Artose Pinner	4th	Lions

2004

Derek Abney	7th	Ravens
-------------	-----	--------

2005

Sweet Pea Burns	3rd	Colts
-----------------	-----	-------

2008

Jacob Tamme	4th	Colts
Keenan Burton	4th	Rams
Andre' Woodson	6th	Giants
Steve Johnson	7th	Bills

2009

Jeremy Jarmon	3rd	Redskins
	(supplemental)	
Myron Pryor	6th	Patriots

2010

Corey Peters	3rd	Falcons
Trevar Lindley	4th	Eagles
John Conner	5th	Jets

2011

Randall Cobb	2nd	Packers
--------------	-----	---------

2012

Winston Guy	6th	Seahawks
Danny Trevathan	6th	Broncos

2013

Larry Warford	3rd	Lions
---------------	-----	-------

2014

Avery Williamson	5th	Titans
------------------	-----	--------

2015

Bud Dupree	1st	Steelers
Za'Darius Smith	4th	Ravens

2016

Josh Forrest	6th	Rams
--------------	-----	------

2019

Joshua Allen	1st	Jaguars
Lonnie Johnson Jr.	2nd	Texans
Mike Edwards	3rd	Bucaneers
Benny Snell Jr.	4th	Steelers
George Asafo-Adjei	7th	Giants

2020

Lynn Bowden Jr.	3rd	Raiders
Logan Stenberg	4th	Lions

2021

Jamin Davis	1st	Washington
Kelvin Joseph	2nd	Cowboys
Quinton Bohanna	6th	Cowboys
Brandin Echols	6th	Jets
Landon Young	6th	Saints
Phil Hoskins	7th	Panthers

2022

Wan'Dale Robinson	2nd	Giants
Joshua Paschal	2nd	Lions
Luke Fortner	3rd	Jaguars
Darian Kinnard	5th	Chiefs

2023

Will Levis	2nd	Titans
Chris Rodriguez Jr.	6th	Commanders
Carrington Valentine	7th	Packers

Three players were drafted in 2023, giving head coach Mark Stoops a total of 24 drafted players since his arrival in 2013. Twenty of those selections have come in the last five drafts.

2023 marked the fifth straight year UK had at least one player drafted in the first three rounds.

UK PLAYERS IN THE PROS

George Adams, RB

New York Giants 1985-89
New England Patriots 1990-91

Ermal Allen, QB

Cleveland Browns 1947

Josh Allen, DE/LB

Jacksonville Jaguars 2019-present

Josh Ali, WR

Atlanta Falcons 2022-present

Sam Ball, T

Baltimore Colts 1966-70

Oliver Barnett, DT

Atlanta Falcons 1990-92
Buffalo Bills 1993-94
San Francisco 49ers 1995

Arliss Beach, RB

Green Bay Packers 2006

Rodger Bird, DB

Oakland Raiders 1966-68

George Blanda, QB-PK

Chicago Bears 1949-58
Baltimore Colts 1950
Houston Oilers 1960-66
Oakland Raiders 1967-75

Jerry Blanton, LB

Kansas City Chiefs 1979-85

Lynn Bowden Jr., WR

Miami Dolphins 2020-2021
New England Patriots 2022
New Orleans Saints 2023-present

Quinton Bohanna, NG

Dallas Cowboys 2021-present

Shane Boyd, QB

Arizona Cardinals 2006
Houston Texans 2007

Chuck Bradley, OT

Cincinnati Bengals 1993

Jeff Brady, LB

Pittsburgh Steelers 1991
Green Bay Packers 1992
Los Angeles Rams 1993

San Diego Chargers 1993
Tampa Bay Buccaneers 1994
Minnesota Vikings 1995-97
Carolina Panthers 1998
Indianapolis Colts 1999

Warren Bryant, OT

Atlanta Falcons 1977-84
Los Angeles Raiders 1984

Cornell Burbage, WR

Dallas Cowboys 1987-89

Randy Burke, WR

Baltimore Colts 1978-81

Vincent Burns, DT

Indianapolis Colts 2005

Keenan Burton, WR

St. Louis Rams 2008-09

Bob Butler, G

Philadelphia Eagles 1962
New York Jets 1963

Randall Cobb, WR

Green Bay Packers 2011-2018
Dallas Cowboys 2019
Houston Texans 2020
Green Bay Packers 2021-2022
New York Jets 2023-present

Sonny Collins, RB

Atlanta Falcons 1976

John Conner, RB

New York Jets 2010-12, 14
Cincinnati Bengals 2012
New York Giants 2013

Tim Couch, QB

Cleveland Browns 1999-2003

Bob Davis, B

Cleveland Rams 1938
Philadelphia Eagles 1942
Boston Yanks 1944-46

Doug Davis, T

Minnesota Vikings 1966-72

Jamin Davis, LB

Washington Commanders
2021-present

Dermontti Dawson, C

Pittsburgh Steelers 1988-2000

Chris Demaree, DE

San Diego Chargers 2002
Carolina Panthers 2003

Gene Donaldson, G

Cleveland Browns 1953

Thom Dornbrook, OG-C

Pittsburgh Steelers 1979
Miami Dolphins 1980

Bob Dougherty, LB

Los Angeles Rams 1957
Pittsburgh Steelers 1958
Oakland Raiders 1960-63

Maurice Douglass, DB

Chicago Bears 1986-94
New York Giants 1995-96

Jon Dumbauld, DE

New Orleans Saints 1986, 88
Philadelphia Eagles 1987-88

Bud Dupree, LB

Pittsburgh Steelers 2015-2020
Tennessee Titans 2021-22
Atlanta Falcons 2023-present

Brandin Echols, DB

New York Jets 2021-present

Mike Edwards, S

Tampa Bay Bucs 2019-2022
Kansas City Chiefs 2023-present

Tom Ehlers, LB

Philadelphia Eagles 1975-77
Buffalo Bills 1978

John Eibner, T

Philadelphia Eagles 1941-42, 46

Joe Federspiel, LB

New Orleans Saints 1972-80
Baltimore Colts 1981

Don Fielder, DE

Tampa Bay Buccaneers 1985

Josh Forrest, LB

Los Angeles Rams 2016-17


Luke Fortner, OG

Jacksonville Jaguars 2022-present

Dan Fowler, OG

New York Giants 1979

Bob Fry, T

Los Angeles Rams 1953-59
Dallas Cowboys 1960-64

Dom Fucci, B

Detroit Lions 1955
Frank Fuller, DT
LA Rams 1953, 55, 57-58
Chicago Cardinals 1959
St. Louis Cardinals 1960-62
Philadelphia Eagles 1963

Bob Gain, T

Cleveland Browns 1952, 1954-64

Carwell Gardner, DE

Buffalo Bills 1990-95

Donnie Gardner, DT

Miami Dolphins 1991

Willie Gary, DB

St. Louis Rams 2001

Irv Goode, C

St. Louis Cardinals 1962-71
Miami Dolphins 1973-74

Will Grant, C

Buffalo Bills 1978-85, 87
Seattle Seahawks 1986

Otis Grigsby, DE

Miami Dolphins 2003
Carolina Panthers 2006-07
Minnesota Vikings 2007-08

John Grimsley, LB

Houston Oilers 1984-90
Miami Dolphins 1991-93

Winston Guy, S

Seattle Seahawks 2012
Jacksonville Jaguars 2013-14
Indianapolis Colts 2015-16

Russell Hairston, WR

Pittsburgh Steelers 1987

Steven Hall, CB

Indianapolis Colts 1996
Minnesota Vikings 1996

Dick Hensley, E

New York Giants 1949
Pittsburgh Steelers 1952
Chicago Bears 1953

Mark Higgs, RB

Dallas Cowboys 1988
Philadelphia Eagles 1989
Miami Dolphins 1990-93
Arizona Cardinals 1994-95

Van Hiles, DB

Chicago Bears 1997

Glenn Holt, WR

Cincinnati Bengals 2006-08

Phil Hoskins, DT

Carolina Panthers 2021-2022
Kansas City Chiefs 2023-present

Ivy Joe Hunter, TB

Indianapolis Colts 1989-90
New England Patriots 1991

Tom Hutchinson, WR

Cleveland Browns 1963-65
Atlanta Falcons 1966

Cam Jacobs, LB

Tampa Bay Buccaneers 1987

Jeremy Jarmon, DE

Washington Redskins 2009-10

Bert Johnson, B

Brooklyn Dodgers 1937
Chicago Bears 1938-39
Chicago Cardinals 1939-41
Philadelphia Eagles 1942

Clyde Johnson, T

Los Angeles Rams 1946-47

David Johnson, CB

Pittsburgh Steelers 1989-93
Atlanta Falcons 1994-96

Dennis Johnson, DE

Arizona Cardinals 2002-03
San Francisco 49ers 2004

Lonnie Johnson Jr., CB

Houston Texans 2019-2021
Tennessee Titans 2022
New Orleans Saints 2023-present

Melvin Johnson, FS

Tampa Bay Buccaneers 1995-97
Kansas City Chiefs 1998

Micah Johnson, LB

Miami Dolphins 2010

Steve Johnson, WR

Buffalo Bills 2008-13
San Francisco 49ers 2014
San Diego Chargers 2015

Kelvin Joseph, DB

Dallas Cowboys 2021-present

Eric Kelly, CB

Minnesota Vikings 2001-03

Shipwreck Kelly, RB

New York Giants 1932
Brooklyn Dodgers 1933-34, 37

Ralph Kercheval RB-K

Brooklyn Dodgers 1934-40

Don King, T

Cleveland Browns 1954
Green Bay Packers 1956
Philadelphia Eagles 1956
Denver Broncos 1960

Darian Kinnard, T

Kansas City Chiefs 2022

Kelly Kirchbaum, LB

Kansas City Chiefs 1980
Philadelphia Eagles 1987

Doug Kotar, RB

New York Giants 1974-81

Jim Kovach, LB

New Orleans Saints 1979-85
San Francisco 49ers 1985

Frank LeMaster, LB

Philadelphia Eagles 1974-82

Trevard Lindley, CB

Philadelphia Eagles 2010

Luke Linton, T

Detroit Lions 1944-45

Jim Little, T

New York Giants 1945

Marc Logan, RB

Cincinnati Bengals 1987-88
Miami Dolphins 1989-91
San Francisco 49ers 1992-94
Washington Redskins 1995-97

Jared Lorenzen, QB

New York Giants 2005-07

Ricky Lumpkin, DT

Arizona Cardinals 2012
Oakland Raiders 2013-14

Dicky Lyons, S

New Orleans Saints 1970

Rick Massie, WR

Denver Broncos 1987-88

Tim Masthay, P

Green Bay Packers 2010-15

Chris Matthews, WR

Seattle Seahawks 2014-15
Baltimore Ravens 2015-17

Tony Mayes, DB

St. Louis Cardinals 1987

Marquan McCall, NG

Carolina Panthers 2022-present

Bubba McCollum, DT

Houston Oilers 1974

Quentin McCord, WR

Atlanta Falcons 2001-03

Marlon McCree, DB

Jacksonville Jaguars 2001-03
Houston Texans 2003-04
Carolina Panthers 2005
San Diego Chargers 2006-07
Denver Broncos 2008

Lloyd McDermott, T

Detroit Lions 1950
Chicago Cardinals 1950-51

John McVeigh, DL

Seattle Seahawks 1987

Steve Meilinger, E

Washington Redskins 1956-57
Green Bay Packers 1958-60
Pittsburgh Steelers 1961

Lou Michaels, DE-K

Los Angeles Rams 1958-60
Pittsburgh Steelers 1961-63
Baltimore Colts 1964-69
Green Bay Packers 1971

Darrian Miller, OL

Cleveland Browns 2015

Marty Moore, LB

NE Patriots 1994-99, 2001
Cleveland Browns 2000

Quandre Mosely, CB

New England Patriots 2022-present

Noah Mullins, B

Chicago Bears 1946-48
New York Giants 1949

Dan Neal, C

Baltimore Colts 1973-74
Chicago Bears 1975-83

Rick Norton, QB

Miami Dolphins 1966-69
Green Bay Packers 1970

Rick Nuzum, C

Los Angeles Rams 1977
Green Bay Packers 1978

Glenn Pakulak, P

New Orleans Saints 2008
Washington Redskins 2009

Dick Palmer, LB

Miami Dolphins 1970
Buffalo Bills 1972
New Orleans Saints 1972-73
Atlanta Falcons 1974

Babe Parilli, QB

GB Packers 1952-53, 57-58
Cleveland Browns 1956
Oakland Raiders 1960
Boston Patriots 1961-67
New York Jets 1968-69

Josh Paschal, DE

Detroit Lions 2022-present

Doug Pelfrey, PK

Cincinnati Bengals 1993-99

Todd Perry, OG

Chicago Bears 1993-2000
Miami Dolphins 2001-03

Wally Pesuit, OT-C

Atlanta Falcons 1976
Miami Dolphins 1977-78
Detroit Lions 1979-80

Corey Peters, DT

Atlanta Falcons 2010-14
Arizona Cardinals 2015-21
Jacksonville Jaguars 2022-23

Don Phelps, B

Cleveland Browns 1950-52

Joker Phillips, WR

Washington Redskins 1985, 87

Artose Pinner, RB

Detroit Lions 2003-05
Minnesota Vikings 2006
Atlanta Falcons 2007

Myron Pryor, DT

New England Patriots 2009-11

Brad Pyatt, WR

Indianapolis Colts 2003-04

James Ramey, DE

St. Louis Cardinals 1979
Tampa Bay Buccaneers 1987

Derrick Ramsey, TE

Oakland Raiders 1978-81
Los Angeles Raiders 1982-83
New England Patriots 1983-85
Detroit Lions 1987

Bill Ransdell, QB

Indianapolis Colts 1988

Jerry Reese, DE

Pittsburgh Steelers 1988

Jay Rhodemyre, C

GB Packers 1948-49, 51-52

Dick Richards, WB

Brooklyn Dodgers 1933

Tom Richey, OG

Cincinnati Bengals 1987

Dewayne Robertson, DT

New York Jets 2003-07
Denver Broncos 2008

Jimmy Robinson, WR

New Orleans Saints 2001


Wan'Dale Robinson, WR
 New York Giants 2022-present

Dave Roller, DT
 New York Giants 1971
 Green Bay Packers 1975-78
 Minnesota Vikings 1979-80

Reggie Rusk, FS
 Tampa Bay Buccaneers 1996-97
 Seattle Seahawks 1997
 San Diego Chargers 1999-2000

Terry Samuels, TE
 Arizona Cardinals 1994-95

Larry Seiple, P
 Miami Dolphins 1967-77

Washington Serini, G
 Chicago Bears 1948-51
 Green Bay Packers 1952

John Shannon, DE
 Chicago Bears 1988-89

Glenn Shaw, RB
 Chicago Bears 1960
 Minnesota Vikings 1961
 Los Angeles Rams 1962
 Oakland Raiders 1963-64

Alfonso Smith, RB
 Arizona Cardinals 2010-13
 San Francisco 49ers 2014

Larry Smith, LB
 Houston Oilers 1987

Omar Smith, C
 New York Giants 2002-03

Za'Darius Smith, OLB
 Baltimore Ravens 2015-2018
 Green Bay Packers 2019-2021
 Minnesota Vikings 2022
 Cleveland Browns 2023-present

Benny Snell Jr., RB
 Pittsburgh Steelers 2019-22

Logan Stenberg, OG
 Detroit Lions 2020-present

Art Still, DE
 Kansas City Chiefs 1978-87
 Buffalo Bills 1988-89

Bob Talamini, G
 Houston Oilers 1960-67
 New York Jets 1968

Jacob Tamme, TE
 Indianapolis Colts 2008-11
 Denver Broncos 2012-14
 Atlanta Falcons 2015-16

Jon Toth, C
 Washington Commanders 2021

Danny Trevathan, LB
 Denver Broncos 2012-15
 Chicago Bears 2016-2021

Herschel Turner, G
 St. Louis Cardinals 1964-65

Harry Ulsinki, C
 Washington Redskins 1950-51,
 53-56

Jeff Van Note, C
 Atlanta Falcons 1969-86

Chris Ward, DE
 Baltimore Ravens 1997

Larry Warford, OG
 Detroit Lions 2013-16
 New Orleans Saints 2017-2019

Dean Wells, LB
 Seattle Seahawks 1993-98
 Carolina Panthers 1999-2001

Chris Westry, CB
 Dallas Cowboys 2020
 Baltimore Ravens 2021
 Cleveland Browns 2023-present

James Whalen, TE
 Dallas Cowboys 2000-03

Mark Wheeler, TE
 Detroit Lions 1987

Garry Williams, OT
 Carolina Panthers 2009-14

Moe Williams, RB
 Minnesota Vikings 1996-2000,
 02-05
 Baltimore Ravens 2001

Avery Williamson, LB
 Tennessee Titans 2014-2017
 New York Jets 2018-2019
 Pittsburgh Steelers 2020
 Tennessee Titans 2021

Ken Willis, K
 Dallas Cowboys 1990-91
 Tampa Bay Buccaneers 1992
 New York Giants 1992

Earl Wilson, DE
 San Diego Chargers 1985-87

Bob Windsor, TE
 San Francisco 49ers 1967-71
 New England Patriots 1972-75

Bob Winkel, DT
 New York Jets 1979-80

Cal Withrow, C
 San Diego Chargers 1970
 Green Bay Packers 1971-73
 St. Louis Cardinals 1974

Wesley Woodyard, LB
 Denver Broncos 2008-13
 Tennessee Titans 2014-19

Ralph Wright
 Brooklyn Dodgers 1933

Craig Yeast, WR
 Cincinnati Bengals 1999-2000
 New York Jets 2001

Walt Yowarsky, E
 Washington Redskins 1951-54
 Detroit Lions 1955
 New York Giants 1955-57
 San Francisco 49ers 1958

Landon Young, OT
 New Orleans Saints 2021-present

must have appeared in at least one regular-season NFL game to appear on this list



UK PLAYERS IN THE SUPER BOWL

34 Wildcats have played for teams that advanced to the Super Bowl a total of 42 times.

Offensive tackle Darian Kinnard and defensive tackle Phil Hoskins are the most recent Super Bowl champions as their Kansas City Chiefs defeated the Philadelphia Eagles 38-35 to win Super Bowl LVII on Feb. 12, 2022 in Phoenix.

Carwell Gardner leads the list with four Super Bowl appearances with Buffalo, while Larry Seiple played in three Super Bowls with Miami and Jacob Tamme has three appearances with Denver, Indianapolis and Atlanta.

Here is the list of players, the teams for which they played, and the Super Bowls in which the teams played (**Super Bowl Winners in Bold**):

Player	Team(s)	Super Bowl(s)
George Adams	New York Giants	1987
Sam Ball	Baltimore	1969, 1971
Oliver Barnett	Buffalo	1994
Rodger Bird	Oakland	1968
George Blanda	Oakland	1968
Alfonzo Browning	San Francisco	1995
Doug Davis	Minnesota	1970
Dermontti Dawson	Pittsburgh	1996
Chris Demaree	Carolina	2004
Thom Dornbrook	Pittsburgh	1980
Mike Edwards	Tampa Bay	2021
Carwell Gardner	Buffalo	1991, 1992, 1993, 1994
Willie Gary	St. Louis	2002
Irv Goode	Miami	1974
Phil Hoskins	Kansas City	2023
Darian Kinnard	Kansas City	2023
Frank LeMaster	Philadelphia	1981
Marc Logan	Cincinnati	1989
	San Francisco	1995
Jared Lorenzen	New York Giants	2008
Rick Massie	Denver	1988
Tim Masthay	Green Bay	2011
Chris Matthews	Seattle	2015
Lou Michaels	Baltimore	1969
Marty Moore	New England	1997, 2002
Babe Parilli	New York Jets	1969
Joker Phillips	Washington	1988
Myron Pryor	New England	2012
Derrick Ramsey	Oakland	1981
	New England	1986
Larry Seiple	Miami	1972, 1973, 1974
Bob Talamini	New York Jets	1969
Jacob Tamme	Indianapolis	2010
	Denver	2014
	Atlanta	2017
Danny Trevathan	Denver	2014, 2016
Wesley Woodyard	Denver	2014

17 Wildcats have won a total of 18 Super Bowl championships



PRO BOWL WILDCATS

Josh Allen

2019 Jacksonville Jaguars

George Blanda

1961 Houston Oilers
1962 Houston Oilers
1963 Houston Oilers
1967 Oakland Raiders

Randall Cobb

2014 Green Bay Packers

Dermontti Dawson

1992 Pittsburgh Steelers
1993 Pittsburgh Steelers
1994 Pittsburgh Steelers
1995 Pittsburgh Steelers
1996 Pittsburgh Steelers
1997 Pittsburgh Steelers
1998 Pittsburgh Steelers

Frank Fuller

1959 Chicago Cardinals

Bob Gain

1957 Cleveland Browns
1958 Cleveland Browns
1959 Cleveland Browns
1961 Cleveland Browns
1962 Cleveland Browns

Irv Goode

1964 St. Louis Cardinals
1967 St. Louis Cardinals

John Grimsley

1988 Houston Oilers

Frank LeMaster

1981 Philadelphia Eagles

Lou Michaels

1962 Pittsburgh Steelers
1963 Pittsburgh Steelers

Babe Parilli

1963 Boston Patriots
1964 Boston Patriots
1966 Boston Patriots

Za'Darius Smith

2019 Green Bay Packers
2020 Green Bay Packers

Art Still

1980 Kansas City Chiefs
1981 Kansas City Chiefs
1982 Kansas City Chiefs
1984 Kansas City Chiefs

Bob Talamini

1962 Houston Oilers
1963 Houston Oilers
1964 Houston Oilers
1965 Houston Oilers
1966 Houston Oilers
1967 Houston Oilers

Harry Ulinski

1955 Washington Redskins

Jeff Van Note


1974 Atlanta Falcons
1975 Atlanta Falcons
1979 Atlanta Falcons
1980 Atlanta Falcons
1981 Atlanta Falcons
1982 Atlanta Falcons

Larry Warford

2017 New Orleans Saints
2018 New Orleans Saints
2019 New Orleans Saints

PRO FOOTBALL HALL OF FAME

George Blanda (Class of 1981)
Dermontti Dawson (Class of 2012)



After 13 seasons, six All-Pro selections and seven Pro Bowls with the Pittsburgh Steelers, Dermontti Dawson was inducted into the Pro Football Hall of Fame in the 2012 class.

INDIVIDUAL RECORDS

TOTAL OFFENSE

Offensive Plays

Most Offensive Plays, Career

1793	Jared Lorenzen (10,637 yards), 2000-03
1510	Andre' Woodson (8870 yards), 2004-07
1338	Tim Couch (8160 yards), 1996-98
996	Bill Ransdell (5456 yards), 1983-86
986	Patrick Towles (5452 yards), 2012, 2014-15
930	Mike Hartline (5660 yards), 2007-10

Most Offensive Plays, Season

635	Jared Lorenzen (3827 yards), 2000
617	Tim Couch (4151 yards), 1998
613	Tim Couch (3759 yards), 1997
587	Andre' Woodson (3516 yards), 2007
576	Dusty Bonner (3125 yards), 1999

Most Offensive Plays, Game

74	Tim Couch vs. LSU (392), Nov. 1, 1997
	Dusty Bonner vs. Louisville (409), Sept. 4, 1999

Total Yards

Most Total Offensive Yards, Career

10637	Jared Lorenzen (1793 plays), 2000-03
8870	Andre' Woodson (1510 plays), 2004-07
8160	Tim Couch (1338 plays), 1996-98
5660	Mike Hartline (930 plays), 2007-10
5502	Will Levis (815 plays), 2021-22
5456	Bill Ransdell (996 plays), 1983-86
5452	Patrick Towles (986 plays), 2012, 2014-15
5044	Stephen Johnson (781 plays), 2016-17

Most Total Offensive Yards, Season

4151	Tim Couch (617 plays), 1998
3827	Jared Lorenzen (635 plays), 2000
3759	Tim Couch (613 plays), 1997
3516	Andre' Woodson (587 plays), 2007
3378	Andre' Woodson (489 plays), 2006
3203	Will Levis (460 plays), 2021

Most Total Offensive Yards, Game

525	Jared Lorenzen vs. Georgia (62), Oct. 21, 2000
498	Tim Couch vs. Louisville (42), Sept. 5, 1998
492	Tim Couch vs. Vanderbilt (57), Nov. 14, 1998
485	Jared Lorenzen vs. Vanderbilt (42), Nov. 10, 2001
475	Tim Couch vs. Tennessee (59), Nov. 22, 1997

RUSHING

Rushing Attempts

Most Rush Attempts, Career

777	Sonny Collins (3835 yards), 1972-75
737	Benny Snell Jr. (3873 yards), 2016-18
638	George Adams (2648 yards), 1981-84
618	Moe Williams (3333 yards), 1993-95
592	Chris Rodriguez Jr. (3644), 2018-22
580	Rafael Little (2996 yards), 2004-07
532	Mark Higgs (2892 yards), 1984-97
518	Derrick Locke (2618 yards), 2007-10

Most Rush Attempts, Season

294	Moe Williams (1600 yards), 1995
289	Benny Snell Jr. (1449 yards), 2018
283	Artose Pinner (1414 yards), 2002
262	Benny Snell Jr. (1333 yards), 2017
253	George Adams (1085 yards), 1984

Most Rush Attempts, Game

41	Derick Logan vs. Mississippi St. (186), Nov. 9, 1996
	Derick Logan vs. Georgia (140), Oct. 26, 1996
40	Moe Williams vs. Cincinnati (272), Nov. 11, 1995
	Moe Williams vs. S. Carolina (299), Sept. 23, 1995

Net Yards Rushing

Most Rushing Yards, Career

3873	Benny Snell Jr. (737 att.), 2016-18
3835	Sonny Collins (777 att.), 1972-75
3644	Chris Rodriguez Jr. (592 att.), 2018-22
3333	Moe Williams (618 att.), 1993-95
2996	Rafael Little (580 att.), 2004-07
2892	Mark Higgs (532 att.), 1984-87
2648	George Adams (638 att.), 1981-84
2618	Derrick Locke (518 att.), 2007-10
2511	Boom Williams (366 att.), 2014-16
2105	Artose Pinner (438 att.), 1999-2002

Most Rushing Yards, Season

1600	Moe Williams (294 att.), 1995
1468	Lynn Bowden (185 att.), 2019
1449	Benny Snell Jr. (289 att.), 2018
1414	Artose Pinner (283 att.), 2002
1379	Chris Rodriguez Jr. (225 att.), 2021
1333	Benny Snell Jr. (262 att.), 2017
1278	Mark Higgs (193 att.), 1987

Most Rushing Yards, Game

299	Moe Williams vs. S. Carolina (40), Sept. 23, 1995
284	Lynn Bowden Jr. vs. Louisville (22), Nov. 30, 2019
272	Moe Williams vs. Cincinnati (40), Nov. 11, 1995
238	Moe Williams vs. Miss.St. (35), Oct. 28, 1995
	Ivy Joe Hunter vs. Vanderbilt (30), Nov. 8, 1986

Average Yards Per Attempt

Best Average Per Rushing Attempt, Career (min. 200)

7.42	Lynn Bowden Jr. (206/1530), 2019
6.91	Stanley "Boom" Williams (366/2511), 2014-16
6.16	Chris Rodriguez Jr. (592/3644), 2018-22
5.78	A.J. Rose (341/1971), 2016-20
5.76	Randall Cobb (228/1313), 2008-10
5.43	Mark Higgs (532/2892), 1984-87
5.42	Kavosiey Smoke (292/1583), 2018-22
5.39	Moe Williams (618/3333), 1993-95
5.26	Benny Snell Jr. (737/3873), 2016-18
5.17	Rafael Little (580/2996), 2004-07

Best Average Per Rush Attempt, Season (min. 100)

7.93	Lynn Bowden Jr. (185/1468), 2019
7.10	Stanley "Boom" Williams (121/855), 2015
6.84	Stanley "Boom" Williams (171/1170), 2016
6.62	Mark Higgs (193/1278), 1987



UK INDIVIDUAL OLD-TIME RECORDS (1891-1945)

Rushing

Most Yards Rushing, Career

2083 Bob Davis, 1935-37

Most Yards Rushing, Game

280 Shipwreck Kelly vs. Maryville, 1930

267 Bob Davis vs. Wash. & Lee, 1937

246 Bob Davis vs. Maryville, 1936

Most Touchdowns Rushing, Game

5 Jim Park vs. Earlham, 1914

Passing

Most Pass Attempts, Game

27 Jim Park vs. Earlham, 1914

Most Pass Completions, Game

19 Jim Park vs. Earlham, 1914

Most Touchdown Passes Thrown, Game

5 Jim Park vs. Earlham, 1914

Scoring

Most Points Scored, Career

180 Bob Davis, 1935-37

Most Points Scored, Season

75 Carey Spicer, 1930

Most Points Scored, Game

43 Cecil Tuttle vs. Maryville, 1914
(six TDs, seven extra points)

Most Touchdowns, Career

30 Bob Davis, 1935-37

Most Touchdowns, Season

11 Bob Davis, 1936

Bob Davis, 1937

Carey Spicer, 1930

Most Touchdowns, Game

6 Cecil Tuttle vs. Maryville, 1914

Punting

Most Punts, Career

234 Ralph Kercheval, 1931-33

Most Punts, Season

101 Ralph Kercheval, 1933

Most Punts, Game

30 Bert Johnson vs. Wash. & Lee, 1934

Most Punting Yards, Career

9749 Ralph Kercheval, 1931-33

Most Punting Yards, Season

4394 Ralph Kercheval, 1933

Most Punting Yards, Game

1155 Bert Johnson vs. Wash. & Lee, 1934

Best Punting Average, Career

44.8 Ralph Kercheval (234/9749), 1931-33

Long Plays

Rushing

83 Bob Davis vs. Maryville, 1936

80 Bob Davis vs. Wash. & Lee, 1937

Noah Mullins vs. S'western, 1941

77 Jim Parrott vs. Tennessee, 1944

75 Bob Davis vs. Georgia Tech, 1935

Bob Davis vs. Xavier, 1936

Noah Mullins vs. Xavier, 1939

Passing

84 Bert Johnson/Bob Davis vs. Xavier, 1936

80 Ernal Allen/Junior Jones vs. Georgia, 1939

Kickoff Returns

95 Noah Mullins vs. Wash. & Lee, 1940

90 Noah Mullins vs. Geo. Wash., 1940

Punts

78 Ralph Kercheval vs. Ga. Tech, 1933

Interception Returns

100 Bob Davis vs. Wash. & Lee, 1937

Charles Hughes vs. Alabama, 1924

6.60	Chris Rodriguez Jr. (119/785), 2020
6.28	A.J. Rose (106/666), 2020
6.13	Chris Rodriguez Jr. (225/1379), 2021
6.10	Kavosiey Smoke (101/616), 2019
6.02	Ivy Joe Hunter (103/621), 1986
5.87	Benny Snell Jr. (186/1091), 2016
5.74	Ralph Paolone (108/620), 1953
5.73	Tom Fillion (117/671), 1951

Rushing Touchdowns

Most Touchdowns Rushing, Career

48	Benny Snell Jr., 2016-18
32	Chris Rodriguez Jr., 2018-22
26	Moe Williams, 1993-95
	Sonny Collins, 1972-75
25	Mark Higgs, 1984-87
	George Adams, 1981-84
	Derrick Ramsey, 1975-77

Most Touchdowns Rushing, Season

19	Benny Snell Jr., 2017
16	Benny Snell Jr., 2018
17	Moe Williams, 1995
13	Lynn Bowden Jr., 2019
	Benny Snell Jr., 2016
	Artose Pinner, 2002
	George Adams, 1984
	Derrick Ramsey, 1977
	Sonny Collins, 1973

Most Touchdowns Rushing, Game

4	Will Levis vs. Louisville, Nov. 27, 2021
	Lynn Bowden Jr. vs. Louisville, Nov. 30, 2019
	Benny Snell Jr. vs. Mississippi St., Sept. 22, 2018
	Benny Snell Jr. vs. New Mexico St., Sept. 16, 2016
	Artose Pinner vs. Vanderbilt, Nov. 16, 2002
	Moe Williams vs. South Carolina, Sept. 23, 1995
	Sonny Collins vs. Miss. State, Oct. 6, 1973
	Rodger Bird vs. Vanderbilt, Nov. 6, 1965

Consecutive Games with a Rushing TD

(dating back to 1985)

6	Benny Snell Jr., 2017
5	Chris Rodriguez Jr., 2020-2021
	Stanley "Boom" Williams, 2016
	Artose Pinner, 2002
4	Lynn Bowden Jr., 2019
	Randall Cobb, 2009
	Moe Williams, 1995
3	Chris Rodriguez Jr., 2020
	Benny Snell Jr., 2016, 2017, 2018
	Derrick Locke, 2010
	Randall Cobb, 2009
	Rafael Little, 2005, 2005
	Artose Pinner, 2002
	Jared Lorenzen, 2000
	Derek Homer, 1998
	Marc Logan, 1996
	Moe Williams, 1993, 1995
	Terry Samuels, 1992
	Al Baker, 1990
	Alfred Rawls, 1988
	George Adams, 1983
	Derrick Ramsey, 1977

Most Rushing Touchdowns of at least 50 Yards, Career

7	Boom Williams, 2014-16
4	Lynn Bowden Jr., 2017-19
	Derrick Locke, 2007-10
	Moe Williams, 1993-95
	Mark Higgs, 1984-87
	Chris Rodriguez Jr., 2018-22
4	Alfred Rawls, 1988-89

Longest Rushing Play

Longest Run From Scrimmage, Game

t91	Harry Jones vs. George Washington, Nov. 17, 1951
t88	Jalen Whitlow vs. Alabama State, Nov. 2, 2013
88	Bernie Scruggs vs. Georgia, Oct. 24, 1970
t88	Bill Ransdell vs. Xavier, Nov. 12, 1960

100-Yard Rushing Games

Most 100-Yard Rushing Games, Career

20	Chris Rodriguez Jr., 2018-22
19	Benny Snell Jr., 2016-18
18	Sonny Collins, 1972-75
13	Rafael Little, 2004-07
	Moe Williams, 1993-95
11	Stanley "Boom" Williams, 2014-16
	Artose Pinner, 1999-2002
10	George Adams, 1981-84

Most 150-Yard Rushing Games, Career

7	Benny Snell Jr., 2016-18
	Sonny Collins, 1972-75
6	Moe Williams, 1993-95
4	Lynn Bowden Jr., 2017-19
	Mark Higgs, 1984-87
3	Chris Rodriguez Jr., 2018-22
	Rafael Little, 2004-07

Most 200-Yard Rushing Games, Career

3	Moe Williams, 1993-95
	Lynn Bowden Jr., 2017-19

Most 100-Yard Rushing Games, Season

9	Chris Rodriguez Jr., 2021
8	Artose Pinner, 2002
7	Lynn Bowden Jr., 2019
	Benny Snell Jr., 2018
	Benny Snell Jr., 2017
	Moe Williams, 1995
6	Rafael Little, 2007
	Mark Higgs, 1987
	George Adams, 1984
	Sonny Collins, 1975
5	Stanley "Boom" Williams, 2015
	Benny Snell Jr., 2016
	Rafael Little, 2005
	Chris Rodriguez Jr., 2022

Most 200-Yard Rushing Games, Season

3	Lynn Bowden Jr., 2019
	Moe Williams, 1995



Consecutive 100-yard games (4 or more)

6	Lynn Bowden Jr., Oct. 26, 2019 - Dec. 31, 2019
	Sonny Collins Sept. 13, 1975 - Oct. 18, 1975
5	Chris Rodriguez Jr. - Nov. 6, 2021 - Jan. 1, 2022
4	Artose Pinner , Oct. 26, 2002 - Nov. 16, 2002
	Derrick Locke, Sept. 4, 2010 - Sept. 25, 2010

Rushing Yards Among QBs

Most Rushing Yards Among QBs, Career

(min. 400 passing att.)

1015	Terry Wilson (520 pass att.), 2018-20
854	Pookie Jones (504 pass att.), 1991-93
845	Shane Boyd (479 pass att.), 2001-04
702	Stephen Johnson (581 pass att.), 2016-17
570	Bernie Scruggs (494 pass att.), 1969-71
353	Patrick Towles (759 pass att.), 2012, 2014-15

Most Rushing Yards Among QBs, Career

(min. 200 passing att.)

1764	Derrick Ramsey (273 pass att.), 1975-77
1484	Mike Fanuzzi (219 pass att.), 1971-74
1015	Terry Wilson (520 pass att.), 2018-20
854	Pookie Jones (504 pass att.), 1991-93
845	Shane Boyd (479 pass att.), 2001-04
702	Stephen Johnson (581 pass att.), 2016-17

Most Rushing Touchdowns Among QBs, Career

(min. 200 passing att.)

25	Derrick Ramsey (273 pass att.), 1975-77
16	Mike Fanuzzi (219 pass att.), 1971-74
13	Shane Boyd (479 pass att.), 2001-04
13	Pookie Jones (504 pass att.), 1991-93
12	Jared Lorenzen (1514 pass att.), 2000-03
11	Will Levis (636 pass att.), 2021-22
10	Terry Wilson (520 pass att.), 2018-20

PASSING

Pass Attempts

Most Passes Attempted, Career

1514	Jared Lorenzen (862 comp.) 2000-03
1278	Andre' Woodson (791 comp.), 2004-07
1184	Tim Couch (795 comp.), 1996-98
855	Mike Hartline (523 comp.), 2007-10
816	Bill Ransdell (469 comp.), 1983-86

Most Passes Attempted, Season

559	Jared Lorenzen (321 comp.), 2000
553	Tim Couch (400 comp.), 1998
547	Tim Couch (363 comp.), 1997
518	Andre' Woodson (327 comp.), 2007
465	Dusty Bonner (303 comp.), 1999

Most Passes Attempted, Game

67	Tim Couch vs. Arkansas (47), Oct. 3, 1998
66	Tim Couch vs. LSU (41), Nov. 1, 1997
62	Dusty Bonner vs. Louisville (34), Sept. 4, 1999
	Andre' Woodson vs. Tennessee (39), Nov. 24, 2007

Pass Completions

Most Passes Completed, Career

862	Jared Lorenzen (1514 att.), 2000-03
795	Tim Couch (1184 att.), 1996-98
791	Andre' Woodson (1278 att.), 2004-07
523	Mike Hartline (855 att.), 2007-10
469	Bill Ransdell (816 att.), 1983-86

Most Passes Completed, Season

400	Tim Couch (553 att.), 1998
363	Tim Couch (547 att.), 1997
327	Andre' Woodson (518 att.), 2007
321	Jared Lorenzen (559 att.), 2000
303	Dusty Bonner (465 att.), 1999

Most Passes Completed, Game

47	Tim Couch vs. Arkansas (67), Oct. 3, 1998
44	Tim Couch vs. Vanderbilt (53), Nov. 14, 1998
41	Tim Couch vs. LSU (66), Nov. 1, 1997
	Tim Couch vs. Georgia (55), Oct. 25, 1997
40	Tim Couch vs. Florida (61), Sept. 26, 1998

Net Passing Yards

Most Yards Passing, Career

10354	Jared Lorenzen (862/1514), 2000-03
9360	Andre' Woodson (791/1278), 2004-07
8435	Tim Couch (795/1184), 1996-98
5680	Mike Hartline (523/855), 2007-10
5564	Bill Ransdell (469/816), 1983-86
5233	Will Levis (418/636), 2021-22
5099	Patrick Towles (427/759), 2012, 2014-15

Most Yards Passing, Season

4275	Tim Couch (400/553), 1998
3884	Tim Couch (363/547), 1997
3709	Andre' Woodson (327/518), 2007
3687	Jared Lorenzen (321/559), 2000
3515	Andre' Woodson (264/419), 2006
3266	Dusty Bonner (303/465), 1999
3178	Mike Hartline (268/405), 2010
2826	Will Levis (233/353), 2021

Most Yards Passing, Game

528	Jared Lorezen vs. Georgia (39/58), Oct. 21, 2000
499	Tim Couch vs. Arkansas (47/67), Oct. 3, 1998
498	Tim Couch vs. Louisville (29/39), Sept. 5, 1998
492	Tim Couch vs. Vanderbilt (44/53), Nov. 14, 1998
476	Tim Couch vs. Tennessee (35/50), Nov. 22, 1997

Completion Percentage

Best Completion Pct., Career (min. 300 comp.)

.671	Tim Couch (795/1184), 1996-98
.657	Will Levis (418/636), 2021-22
.653	Dusty Bonner (313/479), 1997, 99
.650	Terry Wilson (338/520), 2018-2020
.619	Andre' Woodson (791/1278), 2004-07
.612	Mike Hartline (523/855), 2007-10
.5749	Stephen Johnson (334/581), 2016-17
.5748	Bill Ransdell (469/816), 1983-86

Best Completion Pct., Season (min. 100 comp.)

.723	Tim Couch (400/553), 1998
.687	Maxwell Smith (103/150), 2012
.672	Terry Wilson (180/268), 2018
.664	Tim Couch (363/547), 1997
.662	Mike Hartline (268/405), 2010
.660	Will Levis (233/353), 2021
.654	Will Levis (185/283), 2022
.652	Dusty Bonner (303/465), 1999

Best Completion Percentage, Game (min. 10 comp.)

.869	Bill Ransdell (20/23) vs. Florida, Nov. 15, 1986
.866	Kevin Dooley (13/15) vs. Indiana, Sept. 19, 1987
.866	Terry Wilson (13/15) vs. Vanderbilt, Nov. 14, 2020

Consecutive Completions

Most Consecutive Completions, Game

16	Dusty Bonner vs. UConn (34/40), Sept. 11, 1999
13	Tim Couch vs. Georgia (34/46), Oct. 24, 1998
	Tim Couch vs. EKU (32/41), Sept. 12, 1998
	Tim Couch vs. Tennessee (35/50), Nov. 22, 1997

Touchdown Passes

Most Touchdown Passes Thrown, Career

79	Andre' Woodson, 2004-07
78	Jared Lorenzen, 2000-03
74	Tim Couch, 1996-98
50	Babe Parilli, 1949-51
43	Will Levis, 2021-22
38	Mike Hartline, 2007-10

Most Touchdown Passes Thrown, Season

40	Andre' Woodson, 2007
37	Tim Couch, 1997
36	Tim Couch, 1998
31	Andre' Woodson, 2006
26	Dusty Bonner, 1999

Most Touchdown Passes Thrown, Game

7	Tim Couch vs. Indiana, Sept. 20, 1997
	Tim Couch vs. Louisville, Sept. 5, 1998
6	Andre' Woodson vs. Tennessee, Nov. 24, 2007
	Jared Lorenzen vs. Vanderbilt, Nov. 10, 2001
	Tim Couch vs. Northeast Louisiana, Oct. 18, 1997

Most Consecutive Games with a Passing TD

22	Tim Couch, 1997-98
19	Andre' Woodson, 2006-07
16	Jared Lorenzen, 2001-02
11	Mike Hartline, 2010

Longest Pass

Longest Pass From Scrimmage, Game

t97	Tim Couch/Craig Yeast vs. Florida, Sept 26, 1998
t92	Dave Bair/Dicky Lyons vs. Georgia, Oct. 26, 1968
89	Jared Lorenzen/Derek Smith vs. Georgia, Oct 21, 2000
t88	Max Smith/Javess Blue vs. Miami (OH), Sept. 7, 2013
t87	Tim Couch/Kio Sanford vs. Tennessee, Nov. 22, 1997

Most 300-Yard Passing Games, Career

20	Tim Couch, 1996-98
15	Jared Lorenzen, 2000-03
7	Andre' Woodson, 2004-07
7	Will Levis, 2021-22
5	Patrick Towles, 2012, 2014-15
	Dusty Bonner, 1997, 1999

Most 300-Yard Passing Games, Season

11	Tim Couch, 1998
9	Tim Couch, 1997
8	Jared Lorenzen, 2000
5	Jared Lorenzen, 2001
	Dusty Bonner, 1999

Most Consecutive 300-Yard Passing Games

12	Tim Couch, 1997-98
5	Jared Lorenzen, 2001
	Tim Couch, 1997
4	Jared Lorenzen, 2000

Most Victories as Starting QB, Career (starting lineups available since 1993)

19	Andre' Woodson, 2004-07
17	Will Levis, 2021-22
	Terry Wilson, 2018-20

Interceptions Thrown

Most Interceptions Thrown, Career

53	Randy Jenkins, 1979-83
44	Rick Norton, 1963-65
41	Jared Lorenzen, 2000-03

Most Interceptions Thrown, Season

21	Dave Bair, 1967
	Jared Lorenzen, 2000
20	Randy Jenkins, 1982
19	Tim Couch, 1997

Most Interceptions Thrown, Game

6	Bernie Scruggs vs. West Virginia, Nov. 1, 1969
	Rick Norton vs. LSU, Oct. 16, 1965
5	Dave Bair vs. Tennessee, Nov. 25, 1967
	Dusty Bonner vs. Tennessee, Nov. 20, 1999

Consecutive Passes Without Interception

325	Andre' Woodson, 2006-07
159	Patrick Towles, 2014
153	Andre' Woodson, 2004-05
152	Jared Lorenzen, 2002

RECEIVING

Receptions

Most Pass Receptions, Career

208	Craig Yeast (2899 yards), 1995-98
197	Derek Abney (2339 yards), 2000-03
194	Anthony White (1520 yards), 1996-99
189	Keenan Burton (2376 yards), 2003-07
155	Garrett Johnson (2089 yards), 2014-17
144	Randall Cobb (1661 yards), 2008-10



Most Pass Receptions, Season

104	Wan'Dale Robinson (1334 yards), 2021
90	James Whalen (1019 yards), 1999
85	Craig Yeast (1311 yards), 1998
84	Randall Cobb (1017 yards), 2010
78	Anthony White (582 yards), 1998
77	Keenan Burton (1036 yards), 2006

Most Pass Receptions, Game

16	Craig Yeast (269) vs. Vanderbilt, Nov. 14, 1998
13	Wan'Dale Robinson (166) vs. Tennessee, Nov. 6, 2021
	Lynn Bowden Jr. (166) vs. Missouri, Oct. 27, 2018
	Randall Cobb (116) vs. Tennessee, Nov. 27, 2010
	Matt Roark (116) vs. Mississippi St., Oct. 29, 2011

Net Receiving Yards

Most Receiving Yards, Career

2899	Craig Yeast (208 rec.), 1995-98
2376	Keenan Burton (189 rec.), 2003-07
2339	Derek Abney (197 rec.), 2000-03
2089	Garrett Johnson (155 rec.) 2014-17
1752	Dicky Lyons Jr. (141 rec.), 2004, 2006-08
1743	Quentin McCord (112 rec.), 1996, 1998-2000

Most Receiving Yards, Season

1334	Wan'Dale Robinson (104 rec.), 2021
1311	Craig Yeast (85 rec.), 1998
1041	Steve Johnson (60 rec.), 2007
1036	Keenan Burton (77 rec.), 2006
1019	James Whalen (90 rec.), 1999
1017	Randall Cobb (84 rec.), 2010

Most Receiving Yards, Game

269	Craig Yeast vs. Vanderbilt (16), Nov. 14, 1998
206	Craig Yeast vs. Florida (6), Sept. 26, 1998
185	Rick Kestner vs. Ole Miss (9), Sept. 26, 1964
181	Wan'Dale Robinson vs. New Mexico State (8), Nov. 20, 2021
177	Chris Matthews vs. S. Carolina (12), Oct. 16, 2010
171	Randall Cobb vs. Miss. State (10), Oct. 30, 2010
	Keenan Burton vs. Vanderbilt (11), Nov. 11, 2006

Most 100-Yard Receiving Games, Season

7	Craig Yeast (1998)
6	Wan'Dale Robinson (2021)
5	James Whalen (1999)
4	Randall Cobb (2010)
	Stevie Johnson (2007)
	Keenan Burton (2006)
	Quentin McCord (2000)

Most Consecutive 100-Yard Receiving Games

3	Wan'Dale Robinson (2021)
	Derek Abney (2001)

Average Yards Per Reception

Best Yards Per Reception Average, Career (min. 40)

19.7	Larry Seiple (72/1422), 1964-66
16.9	Jeff Badet (82/1385), 2013-16
16.7	Felix Wilson (90/1508), 1977-79
	Steve Johnson (72/1200), 2006-07
16.5	Aaron Boone (59/974), 2001-02

Best Yards Per Reception Average, Season (min. 20)

23.5	Larry Seiple (27/635), 1965
21.6	Jeff Badet (31/670), 2016
18.1	Javess Blue (29/525), 2014
17.9	Allan Watson (30/536), 1980
17.8	Larry Seiple (28/499), 1966
	Quentin McCord (45/799), 2000

Touchdown Receptions

Most Touchdown Pass Receptions, Career

28	Craig Yeast, 1995-98
25	Keenan Burton, 2003-07
18	Derek Abney, 2000-03
	Dicky Lyons Jr., 2004, 2006-08
17	Steve Meilinger, 1951-53
	La'Rod King, 2009-12

Most Touchdown Pass Receptions, Season

14	Craig Yeast, 1998
13	Steve Johnson, 2007
12	Keenan Burton, 2006

Most Touchdown Pass Receptions, Game

4	Al Bruno vs. North Dakota, Nov. 18, 1950
	Craig Yeast vs. Indiana, Sept. 20, 1997
	James Whalen vs. Georgia, Oct. 23, 1999

Most Consecutive Games With a Receiving TD

7	Craig Yeast, 1998
---	-------------------

ALL-PURPOSE

All Purpose Plays

Most All-Purpose Plays, Career

799	Sonny Collins (4123 yards), 1972-75
778	Rafael Little (5343 yards), 2004-07
774	Benny Snell Jr. (4214 yards), 2016-18
758	George Adams (4080 yards), 1981-84
668	Derrick Locke (4973 yards), 2007-10

Most All-Purpose Plays, Season

320	Artose Pinner (1678 yards), 2002
317	Moe Williams (1826 yards), 1995
306	Benny Snell Jr. (1554 yards), 2018
301	George Adams (1689 yards), 1984
273	Benny Snell Jr. (1392 yards), 2017
267	Rafael Little (1982 yards), 2005

Total Net Yards

Most All-Purpose Yards Gained, Career

5856	Derek Abney (395 plays), 2000-03
5343	Rafael Little (778 plays), 2004-07
4973	Derrick Locke (668 plays), 2007-10
4674	Randall Cobb (479 plays), 2008-10
4660	Lynn Bowden Jr. (400), 2017-19
4280	Craig Yeast (287 plays), 1995-98

Most All-Purpose Yards Gained, Season

2396	Randall Cobb (198 plays), 2010
2089	Lynn Bowden (228), 2019
1982	Rafael Little (267 plays), 2005

1922	Derek Abney (109 plays), 2002
1845	Keenan Burton (113 plays), 2006
1841	Craig Yeast (116 plays), 1998

Most All-Purpose Yards Gained, Game

429	Moe Williams vs. S. Carolina (45 plays), Sept. 23, 1995
372	Rafael Little vs. Vanderbilt (35 plays), Nov. 12, 2005
284	Lynn Bowden vs. Louisville (22 plays), Nov. 30, 2019

Average Yards Per Play

Best Yards Per Play Average, Career (min. 300)

14.83	Derek Abney (395/5856), 2000-03
11.65	Lynn Bowden (400/4660), 2017-19
9.76	Randall Cobb (479/4674), 2008-10
8.44	Calvin Bird (318/2686), 1958-60

Best Yards Per Play Average, Season (min. 150)

12.10	Randall Cobb (198/2396), 2010
9.84	Randall Cobb (170/1673), 2009
9.16	Lynn Bowden (228/2089), 2019
7.51	Dicky Lyons Sr. (188/1413), 1967

SCORING

Points Scored

Most Points Scored, Career

359	Austin MacGinnis (72fg/143pat), 2014-17
305	Lones Seiber (49fg/158pat), 2006-09
290	Benny Snell Jr. (48td/1-2pt), 2016-18
246	Joey Worley (57fg/75pat), 1984-87
245	Matt Ruffolo (42fg/119pat), 2019-22
232	Seth Hanson (35fg/127pat), 1997-98, 2000-01
226	Benny Begley (36fg/118pat), 2002-05
	Randall Cobb (37td/2pat), 2008-10

Most Points Scored, Season

116	Benny Snell Jr. (19td/1conv), 2017
104	Austin MacGinnis (21fg/41pat), 2014
102	Austin MacGinnis (22fg/36pat), 2017
	Moe Williams (17td), 1995
99	Lones Seiber (16fg/51pat), 2007

Most Points Scored, Game

25	Calvin Bird vs. Hawaii (4td/1pat), Sept. 13, 1958
24	Will Levis vs. Louisville (4td), Nov. 27, 2021
	Lynn Bowden vs. Louisville (4td), Nov. 30, 2019
	Benny Snell Jr. vs. Miss. St. (4td), Sept. 22, 2018
	Benny Snell Jr. vs. New Mexico St. (4td), Sept. 17, 2016
	Artose Pinner vs. Vanderbilt (4td), Nov. 16, 2002
	Artose Pinner vs. Middle Tenn. (4td), Sept. 21, 2002
	James Whalen vs. Georgia (4td), Oct. 23, 1999
	Craig Yeast vs. Indiana (4td), Sept. 20, 1997
	Moe Williams vs. S. Carolina (4td), Sept. 23, 1995
	Sonny Collins vs. Miss. State (4td), Oct. 6, 1973
	Rodger Bird vs. Vanderbilt (4td), Nov. 6, 1965
	Al Bruno vs. N.Dakota (4td), Nov. 18, 1950
	Don Phelps vs. Michigan St. (4td), Nov. 2, 1946

Most Points Scored By Kicker, Career

359	Austin MacGinnis (72fg/143pat), 2014-17
305	Lones Seiber (49fg/158pat), 2006-09

246	Joey Worley (57fg/75pat), 1984-87
245	Matt Ruffolo (42fg/119pat), 2019-22
232	Seth Hanson (35fg/127pat), 1997-98, 2000-01

Most Points Scored By Kicker, Season

104	Austin MacGinnis (21fg/41pat), 2014
102	Austin MacGinnis (22fg/36pat), 2017
99	Lones Seiber (16fg/51pat), 2007
92	Austin MacGinnis (16fg/44pat), 2016
84	Matt Ruffolo (10fg/54pat), 2021
81	Seth Hanson (11fg/48pat), 1998
77	Marc Samuel (14fg/35pat), 1999

Most Points Scored by Kicker, Game

18	Doug Pelfrey vs. Miss. State (5/3), Oct. 31, 1992
16	Austin MacGinnis vs. Louisville (4/4), Nov. 29, 2014
	Austin MacGinnis vs. Missouri (4/4), Oct. 7, 2017
15	Ken Willis vs. Rutgers (4/3), Oct. 14, 1989
	Taylor Begley vs. Indiana (3/6), Sept. 18, 2004

Touchdowns

Most Touchdowns Scored, Career

48	Benny Snell Jr., 2016-18
37	Randall Cobb, 2008-10
	Craig Yeast, 1995-98
35	Chris Rodriguez Jr., 2018-22
27	Moe Williams, 1993-95
	George Adams, 1981-84
	Rodger Bird, 1963-65
	Derrick Locke, 2007-10

Most Touchdowns Scored, Season

19	Benny Snell Jr., 2017
17	Moe Williams, 1995
16	Benny Snell Jr., 2018
15	Randall Cobb, 2009
	Artose Pinner, 2002
	Craig Yeast, 1998

Most Touchdowns Scored, Game

4	Will Levis vs. Louisville, Nov. 27, 2021
	Lynn Bowden Jr. vs. Louisville, Nov. 30, 2019
	Benny Snell Jr. vs. Mississippi St., Sept. 22, 2018
	Benny Snell Jr. vs. New Mexico St., Sept. 17, 2016
	Artose Pinner vs. Vanderbilt, Nov. 16, 2002
	Artose Pinner vs. Middle Tennessee, Sept. 21, 2002
	James Whalen vs. Georgia, Oct. 23, 1999
	Craig Yeast vs. Indiana, Sept. 20, 1997
	Moe Williams vs. South Carolina, Sept. 23, 1995
	Sonny Collins vs. Miss. State, Oct. 6, 1973
	Rodger Bird vs. Vanderbilt, Nov. 6, 1965
	Calvin Bird vs. Hawaii, Sept. 13, 1958
	Al Bruno vs. North Dakota, Nov. 18, 1950
	Don Phelps vs. Michigan St., Nov. 2, 1946



Most Game-Winning Drives in 4th Quarter/OT, Career (since 1955)

7	Andre' Woodson, 2004-07
5	Stephen Johnson, 2016-17
	Bill Ransdell, 1983-86
4	Will Levis, 2021-22
	Mike Hartline, 2007-10
	Freddie Maggard, 1989-91
	Rick Norton, 1963-65
	Jerry Woolum, 1960-62

Field Goals

Most Field Goals Made, Career

72	Austin MacGinnis (91 att.), 2014-17
57	Joey Worley (85 att.), 1984-87
49	Lones Seiber (79 att.), 2006-09
42	Matt Ruffolo (56 att.), 2019-22
36	Taylor Begley (53 att.), 2002-05
35	Seth Hanson (48 att.), 1997-98, 2000-01
34	Doug Pelfrey (52 att.), 1990-92

Most Field Goals Made, Season

22	Austin MacGinnis (28 att.), 2017
21	Austin MacGinnis (27 att.), 2014
19	Joey Worley (28 att.), 1985
17	Ken Willis (22 att.), 1989
	Joey Worley (25 att.), 1986
16	Austin MacGinnis (19 att.), 2016
	Matt Ruffolo (24 att.), 2022

Most Field Goals Made, Game

5	Doug Pelfrey vs. Miss. State (7), Oct. 31, 1992
4	Matt Ruffolo vs. Louisville (4), Nov. 26, 2022
	Austin MacGinnis vs. Miss. State (5), Oct. 22, 2016
	Austin MacGinnis vs. Louisville (4), Nov. 29, 2014
	Ken Willis vs. Rutgers (4), Oct. 14, 1989
	Joey Worley vs. So. Miss. (4), Oct. 4, 1986
	Joey Worley vs. BGSU (4), Sept. 14, 1985
	Joey Worley vs. Clemson (4), Oct. 5, 1985

Most Field Goals Attempted, Career

91	Austin MacGinnis (72 made), 2014-17
85	Joey Worley (57 made), 1984-87
79	Lones Seiber (49 made), 2006-09
56	Matt Ruffolo (42 made), 2019-22
55	John Pierce (24 made), 1974-76
53	Taylor Begley (36 made), 2002-05

Most Field Goals Attempted, Season

28	Austin MacGinnis (22 made), 2017
	Joey Worley (19 made), 1985
27	Austin MacGinnis (21 made), 2014
	John Pierce (10 made), 1975
25	Lones Seiber (16 made), 2007
	Joey Worley (17 made), 1986

Most Field Goals Attempted, Game

7	Doug Pelfrey vs. Miss. State (5), Oct. 31, 1992
---	---

Best Field Goal Percentage, Career (min. 10 made)

.857	Joe Mansour (12/14), 2010-13
.842	Matt Ruffolo (16/19), 2018-present
.824	Marc Samuel (14/17), 1997, 99
.791	Austin MacGinnis (72/91), 2014-17
.750	Matt Ruffolo (42/56), 2019-22
.729	Seth Hanson (35/48), 1997-98, 2000-01
.707	Ken Willis (29/41), 1987-89

Best Field Goal Percentage, Season (min. 5 made)

.882	Seth Hanson (15/17), 2000
.857	Matt Ruffolo (12/14), 2020
	Joe Mansour (12/14), 2013
	Craig McIntosh (12/14), 2011
.842	Austin MacGinnis (16/19), 2016
.833	Bob Jones (10/12), 1970
.824	Marc Samuel (14/17), 1999

Longest Field Goals

54	Austin MacGinnis vs. Tennessee, Nov. 15, 2014
53	Austin MacGinnis vs. Missouri, Oct. 7, 2017
	Austin MacGinnis vs. Ohio, Sept. 6, 2014
	Doug Pelfrey vs. Indiana, Sept. 21, 1991
	Doug Pelfrey vs. Cincinnati, Nov. 2, 1991

Consecutive Field Goals Made

11	Austin MacGinnis, 2017
	Austin MacGinnis, 2014-15
9	Taylor Begley, 2005
8	Matt Ruffolo, 2021-22
	Craig McIntosh, 2010
7	Craig McIntosh, 2011
7	Matt Ruffolo, 2020-21

PATs by Kicking

Most PATs Made By Kicking, Career

158	Lones Seiber (164 att.), 2006-09
143	Austin MacGinnis (145 att.), 2014-17
127	Seth Hanson (135 att.), 1997-98, 2000-01
119	Matt Ruffolo (126 att.), 2019-22
118	Taylor Begley (125 att.), 2002-05

Most PATs Made By Kicking, Season

54	Matt Ruffolo (56 att.), 2021
51	Lones Seiber (54 att.), 2007
48	Seth Hanson (51 att.), 1998
44	Austin MacGinnis (45 att.), 2016
41	Austin MacGinnis (41 att.), 2014

Most PATs Made By Kicking, Game

10	Bob Gain vs. North Dakota (10), Nov. 18, 1950
----	---

Most PATs Attempted By Kicking, Career

164	Lones Seiber (158 made), 2006-09
145	Austin MacGinnis (143 made), 2014-17
135	Seth Hanson (127 made), 1997-98, 2000-01
126	Matt Ruffolo (119 made), 2019-22
125	Taylor Begley (118 made), 2002-05

Most PATs Attempted by Kicking, Season

56	Matt Ruffolo (54 made), 2021
54	Lones Seiber (51 made), 2007
51	Seth Hanson (48 made), 1998

45	Austin MacGinnis (44 made), 2016
41	Austin MacGinnis (41 made), 2014
	Lones Seiber (40 made), 2009
	Bob Gain (37 made), 1950

Most PATs Attempted by Kicking, Game

10	Bob Gain vs. North Dakota (10), Nov. 18, 1950
----	---

Best PAT Percentage, Career (min. 30)

1.000	Brian Johnson (40/40), 1995-97
.987	Joey Worley (75/76), 1984-87
.986	Austin MacGinnis (143/145), 2014-17

Best PAT Percentage, Season (min. 40)

1.000	Austin MacGinnis (41/41), 2014
	Taylor Begley (40/40), 2003

Consecutive PATs Made, Career

92	Taylor Begley, 2002-05
67	Austin MacGinnis, 2014-17
63	Joey Worley, 1984-87

PUNTING

Punts

Most Total Punts, Career

256	Landon Foster (10,693), 2012-15
248	Dave Hardt (9737 yards), 1968-70
229	Jimmy Carter (8828 yards), 1995-98
212	Ryan Tydlacka (8880 yards), 2008-11
207	Tim Masthay (8313 yards), 2005-08

Most Total Punts, Season

91	Jimmy Carter (3597 yards), 1996
90	Dave Hardt (3471 yards), 1970
80	Dave Hardt (3257 yards), 1969
79	Ryan Tydlacka (3448 yards), 2011

Most Total Punts, Game

13	Jimmy Carter vs. Florida (539), Sept. 28, 1996
	Dave Hardt vs. Kansas State (537), Sept. 19, 1970
	Jay Tesar vs. LSU (449), Oct. 19, 1985

Total Punting Yards

Most Total Punting Yards, Career

10693	Landon Foster (256 punts), 2012-15
9737	Dave Hardt (248 punts), 1968-70
8880	Ryan Tydlacka (212 punts), 2008-11
8828	Jimmy Carter (229 punts), 1995-98
8432	Paul Calhoun (198 punts), 1981-84

Most Total Punting Yards, Season

3597	Jimmy Carter (91 punts), 1996
3471	Dave Hardt (90 punts), 1970
3448	Ryan Tydlacka (79 punts), 2011
3257	Dave Hardt (80 punts), 1969

Most Total Punting Yards, Game

539	Jimmy Carter vs. Florida (13), Sept. 28, 1996
537	Dave Hardt vs. Kansas St. (13), Sept. 19, 1970
472	Dave Hardt vs. Georgia (11), Oct. 25, 1969
466	Paul Calhoun vs. Georgia (11), Oct. 27, 1984

Punting Average

Best Average Yards Per Punt, Career (min. 75)

45.96	Max Duffy (151/6940), 2018-2020
44.43	Glenn Pakulak (134/5954), 2000-02
44.32	Colin Goodfellow (77/3413), 2020-22
42.58	Paul Calhoun (198/8432), 1981-84
41.89	Ryan Tydlacka (212/8880), 2008-11
41.76	Landon Foster (256/10,693), 2012-15
40.16	Tim Masthay (207/8313), 2005-08

Best Average Yards Per Punt, Season (min. 30)

48.12	Max Duffy (49/2358), 2019
45.94	Colin Goodfellow (35/1608), 2021
45.58	Glenn Pakulak (66/3008), 2002
45.23	Tim Masthay (53/2397), 2008
45.12	Max Duffy (42/1895), 2020
44.78	Max Duffy (60/2687), 2018
44.61	Paul Calhoun (60/2677), 1984
44.50	Glenn Pakulak (56/2492), 2001

Best Average Yards Per Punt, Game (min. 5)

56.50	Bill Hawk vs. Tennessee (6/339), Nov. 23, 1991
54.00	Max Duffy vs. Toledo (6/324), Aug. 31, 2019
53.80	Bill Hawk vs. Vanderbilt (5/269), Nov. 9, 1991
53.00	Lou Michaels vs. Florida (5/265), Oct. 5, 1957

Best Average Yards Per Punt, Game (min. 8)

51.11	Max Duffy vs. South Carolina (9/460), Sept. 29, 2019
48.70	Max Duffy vs. Texas A&M (10/487), Oct. 6, 2018
48.38	Landon Foster vs. Arkansas (8/387), Oct. 13, 2012
47.25	Matt Panton vs. E. Mich. (8/378), Sept. 30, 2017
47.22	Paul Calhoun vs. Va. Tech (9/425), Oct. 30, 1982
46.50	Glenn Pakulak vs. Indiana (8/372), Dec. 1, 2001
45.66	Rodger Bird vs. Vanderbilt (9/411), Nov. 9, 1963

Best Average Yards Per Punt, Game (min. 10)

48.70	Max Duffy vs. Texas A&M (10/487), Oct. 6, 2018
42.90	Dave Hardt vs. Georgia (11/472), Oct. 25, 1969
42.40	Ryan Tydlacka vs. LSU (10/424), Oct. 1, 2011
42.36	Paul Calhoun vs. Georgia (11/466), Oct. 27, 1984

Long Punts

Longest Punts, Game

80	Paul Calhoun vs. Indiana, Sept. 27, 1983
78	Randy Jenkins vs. Tennessee, Nov. 19, 1983

PUNT RETURNS

Punt Returns

Most Punts Returned, Career

113	Mike Siganos (785 yards), 1974-77
88	Derek Abney (1042 yards), 2000-03
69	Dicky Lyons Sr. (1065 yards), 1966-68

Most Punts Returned, Season

43	Mike Siganos (308 yards), 1977
40	Mike Siganos (216 yards), 1976
36	Derek Abney (544 yards), 2002

Most Punts Returned, Game

9	Mike Siganos vs. Tennessee (85), Nov. 20, 1976
7	Chris Jacobs vs. LSU (88), Oct. 18, 1980



Punt Return Yards

Most Punt Return Yards, Career

1065	Dicky Lyons Sr. (69 ret.), 1966-68
1042	Derek Abney (88 ret.), 2000-03
854	Rafael Little (60 ret.), 2004-07

Most Punt Return Yards, Season

544	Derek Abney (36 ret.), 2002
420	Andy Molls (33 ret.), 1981
419	Dicky Lyons Sr. (25 ret.), 1966

Most Punt Return Yards, Game

195	Andy Molls vs. Vanderbilt (6), Nov. 11, 1981
148	Rafael Little vs. Texas State (6), Sept. 9, 2006
136	Derek Abney vs. Mississippi State (4), Nov. 2, 2002

Average Yards Per Return

Best Average Yardage Per Punt Return, Career

(min. 40)

15.4	Dicky Lyons Sr. (69/1065), 1966-68
14.2	Rafael Little (60/854), 2004-07
12.2	Don Phelps (64/780), 1946-49

Best Average Yardage Per Punt Return, Season

(min. 10)

22.64	Rafael Little (14/317), 2006
19.13	Don Phelps (15/287), 1946
16.90	Rafael Little (21/355), 2005

Best Average Yardage Per Punt Return, Game

(min. 3)

54.7	Barion Brown vs. Ole Miss (3/164), Oct. 1, 2022
34.0	Derek Abney vs. Miss. St. (4/136), Nov. 2, 2002
33.3	Kio Sanford vs. Louisville (3/100), Aug. 31, 1996
32.5	Andy Molls vs. Vanderbilt (6/195), Nov. 7, 1981

Punt Return Touchdowns

Most Punt Return Touchdowns, Career

6	Derek Abney, 2000-03
3	Dicky Lyons Sr., 1966-68
	Larry Carter, 1976-79

Most Punt Return Touchdowns, Season

4	Derek Abney, 2002
2	Lynn Bowden Jr., 2018
	Larry Carter, 1978
	Dicky Lyons Sr., 1966
	Calvin Bird, 1959

Most Punt Return Touchdowns, Game

2	Derek Abney vs. Mississippi State, Nov. 2, 2002
---	---

Long Returns

Longest Punt Returns, Game

t97	Dicky Lyons Sr. vs. Houston, Nov. 12, 1966
t88	Larry Carter vs. Virginia Tech, Nov. 4, 1978
	Don Phelps vs. Marquette, Nov. 9, 1946

KICKOFF RETURNS

Most Kickoff Returns

Most Kickoff Returns, Career

95	Derek Abney (2315 yards), 2000-03
74	Kurt Johnson (1560 yards), 1989-92
	Kio Sanford (1669 yards), 1994-97
71	Lynn Bowden (1628), 2017-19
67	Keenan Burton (1715 yards), 2003-07

Most Kickoff Returns, Season

37	Lynn Bowden Jr. (869 yards), 2017
34	Kendrick Shanklin (730 yards), 2000
33	Kio Sanford (820 yards), 1994
	Derek Abney (739 yards), 2001

Most Kickoff Returns, Game

7	Lynn Bowden Jr. vs. Louisville (110), Nov. 25, 2017
	Mychal Bailey vs. Florida (148), Sept. 24, 2011
	Kio Sanford vs. Tennessee (133), Nov. 19, 1994

Kickoff Return Yards

Most Kickoff Return Yards, Career

2315	Derek Abney (95 ret.), 2000-03
1715	Keenan Burton (67 ret.), 2003-07
1669	Kio Sanford (74 ret.), 1994-97
1628	Lynn Bowden (71 ret.), 2017-19

Most Kickoff Return Yards, Season

869	Lynn Bowden Jr. (37 ret.), 2017
820	Kio Sanford (33 ret.), 1994
804	Derek Abney (30 ret.), 2002
765	Keenan Burton (31 ret.), 2006

Most Kickoff Return Yards, Game

191	Derrick Locke vs. Louisville (4), Sept. 9, 2009
185	Keenan Burton vs. Louisville (5), Sept. 3, 2006
166	Roger Gann vs. Indiana (4), Sept. 20, 1969
164	Barion Brown vs. Ole Miss (3), Oct. 1, 2022

Average Yards Per Return

Best Average Yardage Per Kickoff Return, Career

(min. 30)

27.11	Derrick Locke (54/1464), 2007-10
27.05	Calvin Bird (37/1001), 1958-60
25.60	Keenan Burton (67/1715), 2003-07
24.88	Craig Yeast (42/1045), 1995-98

Best Average Yardage Per Kickoff Return, Season

(min. 10)

30.42	Calvin Bird (14/426), 1959
30.18	Rodger Bird (11/332), 1963
29.29	Craig Yeast (14/410), 1998

Kickoff Return Touchdowns

Most Kickoff Return Touchdowns, Career

3	Craig Yeast, 1995-98
---	----------------------

Most Kickoff Return Touchdowns, Season

2	Derek Abney, 2002
---	-------------------

Most Kickoff Return Touchdowns, Game

1	Barion Brown vs. Miami (OH) (100), Sept. 22, 2022
	Derrick Locke vs. Louisville (100), Sept. 19, 2009
	David Jones vs. East Carolina (99), Jan. 2, 2009
	Derrick Locke vs. Western Ky. (100), Sept. 27, 2008
	Keenan Burton vs. Louisville (100), Sept. 3, 2006
	Rafael Little vs. Idaho State (99), Sept. 10, 2005
	Derek Abney vs. Vanderbilt (95), Nov. 16, 2002
	Derek Abney vs. Florida (100), Sept. 28, 2002
	Craig Yeast vs. Florida (100), Sept. 26, 1998
	Craig Yeast vs. Vanderbilt (97), Nov. 15, 1997
	Craig Yeast vs. South Carolina (95), Oct. 12, 1996
	Kio Sanford vs. NE Louisiana (96), Nov. 12, 1994
	Kurt Johnson vs. Georgia (100), Oct. 28, 1989
	Doug Kotar vs. Clemson (98), Sept. 11, 1971
	Roger Gann vs. Indiana (95), Sept. 20, 1969
	Dicky Lyons Sr. vs. LSU (95), Oct. 21, 1967
	Rodger Bird vs. Va. Tech (92), Sept. 21, 1963
	Calvin Bird vs. Xavier (89), Nov. 14, 1959
	Don Phelps vs. Mich. St. (85), Nov. 2, 1946

Long Returns

Longest Kickoff Returns, Game

t100	Barion Brown vs. Miami (OH), Sept. 22, 2022
	Derrick Locke vs. Louisville, Sept. 19, 2009
	Derrick Locke vs. Western Ky., Sept. 27, 2008
	Keenan Burton vs. Louisville, Sept. 3, 2006
	Derek Abney vs. Florida, Sept. 28, 2002
	Craig Yeast vs. Florida, Sept. 26, 1998
	Kurt Johnson vs. Georgia, Oct. 28, 1989

INTERCEPTIONS

Most Interceptions

Most Interceptions, Career

14	Darryl Bishop (376 yards), 1971-73
11	Wilbur Jamerson (310 yards), 1947-50
	Tony Mayes (74 yards), 1983-86
10	Mike Edwards (146 yards), 2015-18
	Marcus McClinton (55), 2004-08
	Larry Carter (176), 1977-79
	Buzz Burnam (57), 1970-72

Most Interceptions, Season

9	Jerry Claiborne (130 yards), 1949
7	Paul Calhoun (91 yards), 1984
6	Sam Maxwell (92 yards), 2009
	Marcus Jenkins (45 yards), 1993

Most Interceptions, Game

3	Greg Long vs. N.Texas (155 yards), Sept. 5, 1981
	Clayton Webb vs. Xavier (71 yards), Sept. 25, 1948
	Marcus Jenkins vs. Florida (34 yards), Sept. 11, 1993
	Terry Beadles vs. Missouri (21 yards), Sept. 18, 1965
	Bradley Mills vs. Tulane (2 yards), Nov. 8, 1952

Consecutive Games With an Interception

4	Russell Hairston, 1985
3	by several players, last by Danny Trevathan, 2011

Interception Return Yards

Most Interception Return Yards, Career

376	Darryl Bishop (14 int.), 1971-73
-----	----------------------------------

310	Wilbur Jamerson (11 int.), 1947-50
221	Greg Long (6 int.), 1978-81

Most Interception Return Yards, Season

197	Dave Hunter (3 int.), 1968
176	Greg Long (4 int.), 1981
149	Darryl Bishop (5 int.), 1972

Most Interception Return Yards, Game

155	Greg Long (3), vs. N.Texas, Sept. 5, 1981
-----	---

Average Yards Per Interception Return

Best Average Yards Per Return, Career (min. 8)

28.18	Wilbur Jamerson (11/310), 1947-50
26.86	Darryl Bishop (14/376), 1971-73
17.60	Larry Carter (10/176), 1977-79

Best Average Yards Per Return, Season (min. 4)

44.00	Greg Long (4/176), 1981
29.80	Darryl Bishop (5/149), 1972
26.00	Dallas Owens (4/104), 1977

Best Average Yards Per Return, Game (min. 3)

51.67	Greg Long (3/155) vs. N.Texas, Sept. 5, 1981
-------	--

Interception Return Touchdowns

Most Interception Return Touchdowns, Career

3	Dallas Owens, 1974-77
2	Mike Edwards, 2015-18
	Darryl Bishop, 1971-73
	Greg Long, 1978-81

Most Interception Return Touchdowns, Season

2	Dallas Owens, 1977
---	--------------------

Most Interception Return Touchdowns, Game

1	several occasions — last by Keidron Smith (65 yds), at Florida, Sept. 10, 2022
---	--

Long Returns

Longest Interception Returns, Game

t100	Dave Hunter vs. West Virginia, Nov. 2, 1968
t97	Darryl Bishop vs. Miss. State, Oct. 7, 1972
t95	Tyrell Ajian vs. Chattanooga, Sept. 18, 2021
	David Johnson vs. Cincinnati, Sept. 27, 1986
	Rodger Bird vs. Auburn, Oct. 3, 1964

TACKLES

Total Tackles (Since 1971)

Most Total Tackles, Career

521	Jim Kovach, 1974-76, 78
482	Chris Chenault, 1985-88
475	Jeff Kremer, 1984-87
462	Marty Moore, 1990-93

Most Total Tackles, Season

183	Marty Moore, 1991
180	Jeff Kremer (90 solo/90 asst), 1987
174	Tom Ehlers (91solo/83 asst), 1974
	Randy Holleran, 1990
164	Jim Kovach (92 solo/72 asst), 1978

**Most Total Tackles, Game**

29	Randy Holleran vs. LSU, Oct. 20, 1990
28	Chris Chenault vs. Vanderbilt, Nov. 7, 1987
25	Jeff Kremer vs. Georgia, Oct. 24, 1987
24	Scott Schroeder vs. Florida, Nov. 13, 1982
	Chris Chenault vs. Tennessee, Nov. 19, 1988

Solo Tackles (Since 1971)**Most Solo Tackles, Career**

298	Jim Kovach (521 total), 1974-76, 78
264	Chris Chenault (482 total), 1985-88
260	John Grimsley (437 total), 1980-83
259	Wesley Woodyard (395 total), 2004-07

Most Solo Tackles, Season

102	Randy Holleran (161 total), 1988
94	Jim Kovach (143 total), 1976
92	Jim Kovach (164 total), 1978

Most Solo Tackles, Game

16	Yusuf Corker vs. Missouri, Oct. 24, 2020
	Jeff Zurcher vs. Georgia, Oct. 24, 1998
	Larry Smith vs. Tulane, Sept. 22, 1984
15	Chad Anderson vs. Alabama, Sept. 13, 2003
	Lester Boyd vs. Georgia, Oct. 27, 1979
	Scott Schroeder vs. Florida, Nov. 13, 1982

* Solos and assists not kept in 1990-92

Assisted Tackles (Since 1971)**Most Assisted Tackles, Career**

223	Jim Kovach (521 total), 1974-76, 78
222	Jeff Kremer (475 total), 1984-87
218	Chris Chenault (482 total), 1985-88
182	Kevin McClelland (416 total), 1980-83

Most Assisted Tackles, Season

90	Jeff Kremer (180 total), 1987
83	Chris Chenault (160 total), 1987
	Tom Ehlers (174 total), 1974

Most Assisted Tackles, Game

16	Chris Chenault vs. Vanderbilt, Nov. 7, 1987
15	Jacquez Jones vs. Mississippi State, Oct. 30, 2021
13	Jeff Kremer vs. Georgia, Oct. 24, 1987
13	Jeff Kremer vs. Ole Miss, Oct. 10, 1987

* solos and assists not kept in 1990-92

Quarterback Sacks (Since 1971)**Most Quarterback Sacks, Career**

31.5	Josh Allen, 2015-18
26	Oliver Barnett, 1986-89
23.5	Alvin "Bud" Dupree, 2011-14
19	Dennis Johnson, 1998-2001
18.5	Jamar "Boogie" Watson, 2016-2020
17.5	Jeremy Jarmon, 2006-08

Most Quarterback Sacks, Season

17.0	Josh Allen, 2015-18
12	Dennis Johnson, 2001
10.5	Chris Ward, 1996
10	Dean Wells, 1992
9	Jeremy Jarmon, 2007
	Oliver Barnett, 1988

Most Quarterback Sacks, Game

5	Dean Wells vs. Indiana, Sept. 19, 1992
4	Kurt Supe vs. Indiana, Sept. 16, 1995
	Dave Lyons vs. Vanderbilt, Nov. 6, 1982

Tackles For Loss (Since 1977)**Most Tackles For Loss, Career**

43	Oliver Barnett, 1986-89
41	Josh Allen, 2015-18
37	Joshua Paschal, 2017-21
	Bud Dupree, 2011-14
	Vincent Burns, 2002-04
	Marlon McCree, 1997-2002
32.5	Danny Trevathan, 2008-11
30	Jeremy Jarmon, 2006-08
28.5	Jamar "Boogie" Watson, 2017-20

Most Tackles For Loss, Season

22	Art Still, 1977
21.5	Josh Allen, 2018
19	Dennis Johnson, 2001
18	Vincent Burns, 2003
16	Danny Trevathan, 2010
15.5	Joshua Paschal, 2021
	Jordan Jones, 2016
15	Marlon McCree, 2000
14.5	Vincent Burns, 2002
14	Oliver Barnett, 1989

Most Tackles For Loss, Game

6	Marlon McCree vs. Florida, Sept. 26, 1998
5	Art Still vs. Georgia, Oct. 22, 1977
4	Josh Allen vs. South Carolina, Sept. 29, 2018
	Vincent Burns vs. Murray State, Sept. 6, 2003
	Ryan Murphy vs. Indiana, Sept. 20, 1997
	Rick Hayden vs. LSU, Oct. 21, 1978

Consecutive Games with a Tackle For Loss (Since 1980)

11	Vincent Burns (2002-03)
8	Josh Paschal (2021)
	Josh Allen (2017)
	Marlon McCree (2000)

PASS BREAKUPS (SINCE 1981)**Most Pass Breakups****Most Pass Breakups, Career**

43	Trevard Lindley, 2006-09
27	Antoine Huffman, 2002-05
25	Derrick Baity, 2015-18
	Leonard Burress, 2000-03
	Eric Kelly, 1997-2000
	Van Hiles, 1993-96

Most Pass Breakups, Season

13	Eric Kelly, 1999
	Gary Willis, 1990
12	Trevard Lindley, 2006
11	Trevard Lindley, 2008
	Trevard Lindley, 2007
	David Johnson, 1987
	Jeremy Bowie, 2001



BLOCKED KICKS (SINCE 1997)

Most Blocked Kicks

Most Total Blocked Kicks, Career

- 7 Lonnell Dewalt, 2004
Matt Roark, 2008-11
- 4 Curtis Pulley, 2005-06

Most Total Blocked Kicks, Season

- 7 Lonnell Dewalt, 2004

Most Total Blocked Kicks, Game

- 2 Curtis Pulley vs. Ole Miss, Oct. 22, 2005
Lonnell Dewalt vs. Tennessee, Nov. 27, 2004

Most Blocked PATs, Career

- 6 Matt Roark, 2008-11
- 2 Raymond Fontaine, 2002-05

Most Blocked PATs, Season

- 2 Matt Roark, 2008, 2009

Most Blocked PATs, Game

- 1 by many players

Most Blocked Punts, Career

- 2 Joshua Paschal, 2017-21
Jacob Tamme, 2004-07
Andrew Hopewell, 2002-04
Dustin Williams, 2001-04

Most Blocked Punts, Season

- 2 Jacob Tamme, 2005
Andrew Hopewell, 2004
Dustin Williams, 2002

Most Blocked Punts, Game

- 1 by many players

Most Blocked Field Goals, Career

- 6 Lonnell Dewalt, 2004

Most Blocked Field Goals, Season

- 6 Lonnell Dewalt, 2004

Most Blocked Field Goals, Game

- 2 Curtis Pulley vs. Ole Miss, Oct. 22, 2005



TEAM RECORDS

TOTAL OFFENSE

Offensive Plays

Most Offensive Plays, Season

1013	2007
911	1998
910	2010
872	2016
869	2000
862	2021

Most Offensive Plays, Game

110	vs. Tennessee, Nov. 24, 2007 (4 OT)
99	vs. Tennessee, Nov. 6, 2021
95	vs. LSU, Nov. 1, 1997
94	vs. Florida, Nov. 14, 1981
92	vs. Arkansas, Oct. 3, 1998

Net Total Yards

Most Net Total Yards Gained, Season

5876	1998
5764	2007
5562	2010
5513	2021

Most Net Total Yards Gained, Game

801	vs. Louisville, Sept. 5, 1998
707	vs. New Mexico State, Nov. 20, 2021
692	vs. New Mexico State, Sept. 17, 2016
679	vs. Vanderbilt, Nov. 14, 1998
675	vs. Miami (Ohio), Sept. 7, 2013
656	vs. UT Martin, Aug. 30, 2014
646	vs. Tenn. Tech, Sept. 15, 1951
635	vs. Tennessee, Nov. 12, 2016

Average Yards Per Play

Best Average Per Offensive Play, Season

6.45	1998 (911/5876)
6.42	2021 (862/5533)
6.26	2016 (872/5463)
6.14	2019 (830/5102)
6.11	2010 (910/5562)

Average Yards Per Game

Best Average Yards Gained Per Game, Season

534.2	1998 (11/5876)
474.0	1997 (11/5214)
445.5	2000 (11/4900)
443.4	2007 (13/5764)

FIRST DOWNS

Total First Downs

Most First Downs, Season

335	2007
297	2021
292	1998
289	2010
281	1997

Most First Downs, Game

37	vs. Tennessee, Nov. 24, 2007 (4 OT)
	vs. Louisville, Sept. 5, 1998
35	vs. Tennessee, Nov. 6, 2021
33	vs. Vanderbilt, Nov. 11, 2000

First Downs Rushing (Since 1952)

Most First Downs by Rushing, Season

165	2019
153	1975
149	1976
145	2016
143	2009
	1974

Most First Downs by Rushing, Game

24	vs. Indiana, Sept. 15, 1984
23	vs. Miami (Fla.), Nov. 25, 1949
22	vs. Vanderbilt, Nov. 16, 2019
	vs. Virginia Tech, Sept. 13, 1975
	vs. Virginia Tech, Sept. 14, 1974

First Downs Passing (Since 1952)

Most First Downs by Passing, Season

196	1998
182	2007
180	1997
162	2010

Most First Downs by Passing, Game

27	vs. Tennessee, Nov. 24, 2007 (4 OT)
24	vs. Louisville, Sept. 5, 1998
23	vs. Vanderbilt, Nov. 14, 1998
22	vs. Northeast Louisiana, Oct. 18, 1997

First Downs by Penalty

Most First Downs by Penalty, Season

25	2017
24	1997
23	2022
	2018
	2007
22	1998
	2000

Most First Downs by Penalty, Game

7	vs. Miss. State, Nov. 7, 1998
6	vs. Miss State, Nov. 4, 2000
	vs. Florida, Nov. 14, 1987

RUSHING

Rush Attempts

Most Rush Attempts, Season

724	1975
654	1976
638	1977
632	1974

**Most Rush Attempts, Game**

77	vs. Virginia Tech, Sept. 14, 1974
75	vs. Penn State, Oct. 2, 1976
74	vs. Virginia Tech, Sept. 13, 1975

Net Rushing Yards**Most Net Rushing Yards, Season**

3624	2019
3124	1974
3044	2016
2960	1976
2661	1975
2638	1979

Most Net Rushing Yards, Game

517	vs. Louisville, Nov. 30, 2019
462	vs. UT Martin, Nov. 23, 2019
446	vs. Tenn. Tech, Sept. 15, 1951
443	vs. Tennessee, Nov. 12, 2016
441	vs. Virginia Tech, Sept. 14, 1974
416	vs. Geo. Washington, Nov. 17, 1951
409	vs. Vanderbilt, Nov. 7, 1953
408	vs. Ole Miss, Oct. 3, 2020

Least Net Rushing Yards, Season

830	1999
1006	1967
1012	1964

Least Net Rushing Yards, Game

-50	vs. Georgia, Oct. 23, 1999
-----	----------------------------

Average Yards Per Attempt**Best Average Per Rushing Attempt, Season**

6.32	2019 (573/3624)
5.23	2021 (496/2594)
5.43	2016 (560/3044)
4.96	2020 (436/2162)
4.94	1974 (632/3124)

Average Yards Per Game**Best Rushing Average Per Game, Season**

284.0	1974 (11/3124)
278.8	2019 (13/3624)
269.1	1976 (11/2960)
241.9	1975 (11/2661)

Rushing Touchdowns**Most Touchdowns Rushing, Season**

36	2019
30	2016
29	1949
27	2021
	2018
	2017
	1950

Most Touchdowns Rushing, Game

9	vs. Tenn. Tech, Sept. 15, 1951
---	--------------------------------

PASSING**Pass Attempts****Most Passes Attempted, Season**

574	1998
564	2000
562	1997
528	2007
468	1999

Most Passes Attempted, Game

67	vs. Arkansas, Oct. 3, 1998
	vs. LSU, Nov. 1, 1997
63	vs. Louisville, Sept. 4, 1999
62	vs. Tennessee, Nov. 24, 2007 (4 OT)
	vs. Mississippi State, Sept. 6, 1997

Pass Completions**Most Passes Completed, Season**

414	1998
374	1997
331	2007
322	2000
304	1999

Most Passes Completed, Game

47	vs. Vanderbilt, Nov. 14, 1998
	vs. Arkansas, Oct. 3, 1998
42	vs. LSU, Nov. 1, 1997
41	vs. Georgia, Oct. 25, 1997

Interceptions Thrown**Most Interceptions Thrown, Season**

33	1967
28	1982
25	1980

Most Interceptions Thrown, Game

6	vs. West Virginia, Nov. 1, 1969
	vs. LSU, Oct. 16, 1965
	vs. Rutgers, Sept. 8, 1990

Net Passing Yards**Most Yards Passing, Season**

4534	1998
4019	1997
3743	2007
3689	2000
3597	2006

Most Yards Passing, Game

585	vs. Vanderbilt, Nov. 14, 1998
571	vs. Louisville, Sept. 5, 1998
528	vs. Georgia, Oct. 21, 2000
499	vs. Arkansas, Oct. 3, 1998

Least Yards Passing, Season

556	1975
576	1974
712	1952



Least Yards Passing, Game

-3 vs. Tennessee, Nov. 19, 1949

Completion Percentage

Best Completion Percentage, Season

.721 1998 (414/574)
 .665 1997 (374/562)
 .661 2021 (242/366)
 .655 2018 (194/296)
 .651 2010 (298/458)

Passing Average Per Game

Best Passing Average Per Game, Season

412.2 1998 (11/4534)
 365.4 1997 (11/4019)
 335.2 2000 (11/3689)
 299.0 1999 (11/3289)

Touchdown Passes Thrown

Most Touchdown Passes Thrown, Season

40 2007
 39 1998
 37 1997
 31 2006

Most Touchdown Passes Thrown, Game

8 vs. North Dakota, Nov. 18, 1950

SCORING

Points Scored

Most Points Scored, Season

475 2007
 420 2021
 417 1998
 406 2010
 390 2016

Most Points Scored, Game

83 vs. North Dakota, Nov. 18, 1950
 77 vs. Texas-El Paso, Sept. 7, 2002
 72 vs. Tenn. Tech, Sept. 15, 1951
 71 vs. So. Miss., Sept. 17, 1949
 70 vs. Xavier, Oct. 5, 1946

Most Points Scored, Half

56 vs. North Dakota, Nov. 18, 1950 (1st half)
 42 vs. Western Kentucky, Sept. 11, 2010 (1st half)
 vs. Kent State, Sept. 8, 2007 (2nd half)
 vs. Texas-El Paso, Sept. 7, 2002 (2nd half)

Most Points Scored, Quarter

35 vs. North Dakota, Nov. 18, 1950 (2nd quarter)
 31 vs. Vanderbilt, Nov. 14, 1998 (3rd quarter)

Most Points Scored, 1st Quarter

21 vs. Southern Miss, Sept. 3, 2016
 vs. Vanderbilt, Nov. 12, 2005
 vs. Vanderbilt, Nov. 16, 2002
 vs. Northeast Louisiana, Oct. 18, 1997
 vs. Louisville, Aug. 30, 1997
 vs. Marshall, Oct. 8, 1960
 vs. North Dakota, Nov. 18, 1950

Most Points Scored, 2nd Quarter

35 vs. North Dakota, Nov. 18, 1950
 28 vs. Western Kentucky, Sept. 11, 2010
 vs. Georgia, Oct. 23, 1965

Most Points Scored, 3rd Quarter

31 vs. Vanderbilt, Nov. 14, 1998
 28 vs. Florida, Sept. 28, 2002
 vs. Texas-El Paso, Sept. 7, 2002
 vs. Indiana, Sept. 20, 1997
 vs. Cincinnati, Oct. 14, 1950

Most Points Scored, 4th Quarter

28 vs. Connecticut, Sept. 11, 1999
 21 vs. Louisville, Nov. 24, 2018
 vs. Charlotte, Nov. 21, 2015
 vs. Arkansas, Sept. 22, 2007
 vs. Kent State, Sept. 8, 2007
 vs. Vanderbilt, Nov. 11, 2006
 vs. Miss. State, Oct. 25, 2003
 vs. Kent, Sept. 4, 1993
 vs. Miss. State, Oct. 6, 1973

Points Per Game

Best Points Per Game Average, Season

37.9 1998 (11/417)
 36.5 2007 (13/475)
 34.5 1950 (11/380)
 32.1 2002 (12/385)
 31.6 1997 (11/348)

PUNTS

Most Punts, Season

94 1996
 90 1970
 84 1969

Most Punts, Game

13 vs. Florida, Sept. 28, 1996
 vs. LSU, Oct. 19, 1985
 vs. Kansas State, Sept. 19, 1970
 vs. LSU, Oct. 17, 1959

Punting Yards

Most Punting Yards, Season

3597 1996
 3471 1970
 3459 2012

Most Punting Yards, Game

539 vs. Florida, Sept. 28, 1996
 537 vs. Kansas State, Sept. 19, 1970
 490 vs. Missouri, Sept. 21, 1968

Punting Average

Best Average Yards Per Punt, Season

48.1 2019 (49/2358)
 45.6 2020 (52/2372)
 45.0 2021 (39/1756)
 44.8 2018 (60/2687)
 44.6 1984 (60/2677)



Net Punting

Best Net Average Yards Per Punt, Season

45.13	2019 (49/2358)
41.32	2011 (80/3306)
41.12	2020 (52/2372)
40.88	2017 (67/2739)
40.67	2021 (39/1586)

PUNT RETURNS

Most Punts Returned, Season

49	1950
	1947

Most Punts Returned, Game

10	vs. Tennessee, Nov. 20, 1976
----	------------------------------

Punt Return Yardage

Most Punt Return Yards, Season

625	2002
478	1949
456	1947

Most Punt Return Yards, Game

195	vs. Vanderbilt, Nov. 7, 1981
148	vs. Florida State, Nov. 4, 1961
	vs. Texas State, Sept. 9, 2006

Average Per Punt Return

Best Average Yards Per Punt Return, Season

20.4	2006 (18/368)
17.2	2005 (23/395)
15.6	2002 (40/625)

KICKOFF RETURNS

Most Kickoffs Returned, Season

63	2007
62	2000
59	2010

Most Kickoffs Returned, Game

11	vs. Florida, Sept. 10, 1994
9	vs. Florida, Sept. 23, 2000
	vs. Georgia, Nov. 6, 2004
	vs. Florida, Sept. 24, 2012

Kickoff Return Yardage

Most Kickoff Return Yards, Season

1394	2007
1343	2010
1263	1994

Most Kickoff Return Yards, Game

287	vs. Idaho State, Sept. 10, 2005
254	vs. Louisville, Sept. 19, 2009
203	vs. Florida, Sept. 28, 2002
202	vs. Florida, Sept. 10, 1994

Average Per Kickoff Return

Best Average Yards Per Kickoff Return, Season

26.40	2005 (42/1109)
26.39	2008 (44/1161)
25.63	1983 (24/615)

INTERCEPTIONS

Most Interceptions Made, Season

28	1949
27	1950
22	1970
21	1951

Most Interceptions Made, Game

7	vs. Florida, Sept. 11, 1993
6	vs. Mississippi State, Oct. 10, 2020
	vs. Xavier, Sept. 25, 1948
5	vs. Virginia Tech, Oct. 30, 1971
	vs. Memphis State, Nov. 13, 1954
	vs. North Dakota, Nov. 18, 1950

Interception Return Yardage

Most Interception Return Yards, Season

719	1949
387	1950
338	1948

Most Interception Return Yards, Game

240	vs. Ole Miss, Oct. 1, 1949 (NCAA Record)
160	vs. Cincinnati, Sept. 27, 1986

Average Per Interception Return

Best Average Yards Per Int. Return, Season

25.5	1986 (9/230)
------	--------------

BLOCKED KICKS (SINCE 1997)

Most Total Blocked Kicks, Season

9	2004
8	2002
6	2005

Most Total Blocked Kicks, Game

3	vs. Florida, Sept. 28, 2002
---	-----------------------------

Most Blocked PATs, Season

2	2012
	2009
	2008
	2006
	2004
	2002

Most Blocked PATs, Game

2	vs. Florida, Sept. 27, 2006
	vs. Florida, Sept. 28, 2002

Most Blocked Field Goals, Season

6	2004
3	2005
	1997

**Most Blocked Field Goals, Game**

2 vs. Ole Miss, Oct. 22, 2005

Most Blocked Punts, Season

4 2002
2 2022
2005
2003

Most Blocked Punts, Game

1 several times

FUMBLES

Most Fumbles, Season

56 1952
47 1979
44 1973

Most Fumbles, Game

11 vs. Mississippi State, Oct. 18, 1952
9 vs. Central Michigan, Sept. 3, 1988
vs. Florida, Dec. 6, 1952

Fumbles Lost**Most Fumbles Lost, Season**

29 1952
27 1950
24 1973
1953

Most Fumbles Lost, Game

6 vs. Georgia, Oct. 28, 1961
vs. Memphis St., Nov. 14, 1953
vs. Mississippi State, Oct. 18, 1952

PENALTIES

Most Penalties, Season

107 1998
106 2002
101 1999

Most Penalties, Game

18 vs. Arkansas, Oct. 3, 1998
vs. Georgia Tech, Oct. 6, 1951
16 vs. LSU, Oct. 16, 1999

Least Penalties, Season

37 1972
38 1993, 1991 and 1966
40 1967 and 1963

Penalty Yards**Most Yards Penalized, Season**

836 2002
817 1999
788 1997
767 2001

Most Yards Penalized, Game

169 vs. Tulane, Nov. 1, 1980
163 vs. Arkansas, Oct. 3, 1998
148 vs. Miami (Fla.), Oct. 30, 1959

Least Yards Penalized, Season

313 1992
320 1993
342 1991



FRESHMAN RECORDS

Most Offensive Plays

Season

635 Jared Lorenzen, 2000

Game

65 Jared Lorenzen vs. Florida, Sep. 23, 2000

Most Total Offensive Yards

Season

3827 Jared Lorenzen, 2000

Game

525 Jared Lorenzen vs. Georgia, Oct. 21, 2000

Most Rush Attempts

Season

190 Derick Logan, 1996

Game

41 Derick Logan vs. Mississippi State, Nov. 9, 1996
Derick Logan vs. Georgia, Oct. 26, 1996

Most Rushing Yards

Season

1091 Benny Snell Jr., 2016

Game

192 Benny Snell Jr. vs. Missouri, Oct. 29, 2016

Best Avg Per Rushing Attempt, Season (min. 100)

5.9 Benny Snell Jr., 2016

Most Touchdowns Rushing

Season

13 Benny Snell Jr., 2016

Game

4 Benny Snell Jr. vs. New Mexico St., Sep. 17, 2016

Longest Run From Scrimmage

87 yards Josh Clemons vs. Central Mich., Sep. 10, 2011

Most 100-Yard Rushing Games

5 Benny Snell Jr., 2016

Most Passes Attempted

Season

559 Jared Lorenzen, 2000

Game

59 Jared Lorenzen vs. Florida, Sep. 23, 2000

Most Passes Completed

Season

321 Jared Lorenzen, 2000

Game

39 Jared Lorenzen vs. Georgia, Oct. 21, 2000

Most Yards Passing

Season

3687 Jared Lorenzen, 2000

Game

528 Jared Lorenzen vs. Georgia, Oct. 21, 2000

Most 300-Yard Passing Games

8 Jared Lorenzen 2000

Best Completion Pct., Season (min. 100 comp.)

.574 Jared Lorenzen, 2000

Most Touchdown Passes Thrown

Season

19 Jared Lorenzen, 2000

Game

3 Morgan Newton vs. Georgia, Nov. 21, 2009
Jared Lorenzen vs. South Florida, Sep. 9, 2000
Jared Lorenzen vs. Louisville, Sep. 2, 2000

Longest Pass From Scrimmage

89 yds Jared Lorenzen (to Derek Smith) vs. Georgia,
Oct. 21, 2000

Most Interceptions Thrown, Season

21 Jared Lorenzen, 2000

Most Pass Receptions, Season

50 Barion Brown, 2022

40 Derek Abney, 2000

Most Receiving Yards

Season

628 Barion Brown, 2022

519 Dane Key, 2022

413 Derek Abney, 2000

Game

154 Garrett Johnson vs. Florida, Sep. 13, 2014

100-Yard Receiving Games

Barion Brown vs. Northern Illinois, Sept. 24, 2022

Barion Brown vs. Georgia, Nov. 19, 2022

Garrett Johnson vs. Florida, Sept. 13, 2014

Rafael Little vs. Georgia, Nov. 6, 2004

Tommy Cook vs. Indiana, Dec. 1, 2001

Derek Homer vs. Alabama, Oct. 4, 1997

Andy Murray vs. LSU, Oct. 18, 1986



Most Touchdown Pass Receptions

Season

6	Dane Key, 2022
4	Barion Brown, 2022
3	Tommy Cook, 2001 Derek Abney, 2000

Game

2	Barion Brown vs. Northern Illinois, Sept. 24, 2022 Dane Key vs. Missouri, Nov. 5, 2022 Garrett Johnson vs. Florida, Sep. 13, 2014 Randall Cobb vs. Arkansas, Oct. 18, 2008 Jacob Tamme vs. Tennessee, Nov. 27, 2004 Derek Abney vs. South Florida, Sep. 9, 2000 Kevin Coleman vs. Cincinnati, Nov. 11, 1995
---	---

Longest Reception From Scrimmage

78 yds	Vincent Harrison (from Matt Mumme) vs. Vanderbilt, Nov. 14, 1998
--------	---

Most All-Purpose Plays, Season

202	Derick Logan, 1996
-----	--------------------

Most All-Purpose Yards Gained, Season

1268	Benny Snell Jr., 2016
------	-----------------------

Most Points Scored

Season

104	Austin MacGinnis, 2014
-----	------------------------

Game

24	Benny Snell Jr. vs. New Mexico St., Sep. 17, 2016 Don Phelps vs. Michigan State, Nov. 2, 1946
----	--

Most Points Scored By Kicker, Game

16	Austin MacGinnis vs. Louisville, Nov. 29, 2014
----	--

Most Touchdowns Scored

Season

13	Benny Snell Jr., 2016
----	-----------------------

Game

4	Benny Snell Jr. vs. New Mexico St., Sep. 17, 2016 Don Phelps vs. Michigan State, Nov. 2, 1946
---	--

Most Field Goals Made

Season

21	Austin MacGinnis, 2014
----	------------------------

Game

4	Austin MacGinnis vs. Louisville, Nov. 29, 2014
---	--

Most Field Goals Attempted, Season

27	Austin MacGinnis, 2014
----	------------------------

Longest Field Goal

54	Austin MacGinnis vs. Tennessee, Nov. 15, 2014
----	---

Consecutive Field Goals Made

9	Austin MacGinnis, 2014
---	------------------------

Most PATs Made By Kicking, Season

41	Austin MacGinnis, 2014
----	------------------------

Most PATs Attempted By Kicking, Season

41	Austin MacGinnis, 2014
----	------------------------

Best PAT Percentage, Season (min. 40)

1.000	Austin MacGinnis, 2014
-------	------------------------

Consecutive PATs Made

41	Austin MacGinnis, 2014
----	------------------------

Most Total Punts

Season

68	Jay Tesar, 1985
----	-----------------

Game

13	Jay Tesar vs. LSU, Oct. 19, 1985
----	----------------------------------

Most Total Punting Yards, Season

2758	Jay Tesar, 1985
------	-----------------

Best Average Yards Per Punt

Season (min. 30)

42.9	Landon Foster, 2012
------	---------------------

Game (min. 8)

48.38	Landon Foster vs. Arkansas, Oct. 13, 2012
-------	---

Most Punts Returned, Season

24	Kio Sanford, 1994
----	-------------------

Most Punt Return Yards, Season

202	Kio Sanford, 1994
-----	-------------------

Best Average Yardage Per Punt Return

Season (min. 10)

19.13	Don Phelps, 1946
-------	------------------

Longest Punt Return

88 yards	Don Phelps vs. Marquette, Nov. 9, 1946
----------	--

Most Kickoff Returns

Season

37	Lynn Bowden Jr., 2017
33	Kio Sanford, 1994

Game

7	Lynn Bowden Jr. vs. Louisville, Nov. 25, 2017 Kio Sanford vs. Tennessee, Nov. 19, 1994
---	---

Most Kickoff Return Yards

Season

869	Lynn Bowden Jr., 2017
820	Kio Sanford, 1994

Game

159	Tony Mayes vs. Georgia, Oct. 22, 1983
-----	---------------------------------------

**Best Average Yardage Per Kickoff Return****Season (min. 10)**

29.1 Winston Guy, 2008

Kickoff Return Touchdowns

- 1 Barion Brown vs. Miami (OH) (100 yards), Sept. 3, 2022
Kio Sanford vs. NE Louisiana (96 yards), Nov. 12, 1994
Kurt Johnson vs. Georgia (100 yards), Oct. 28, 1989
Don Phelps vs. Michigan State (85 yards), Nov. 2, 1946

Longest Kickoff Return

- 100 Barion Brown vs. Miami (OH), Sept. 3, 2022
Kurt Johnson vs. Georgia, Oct. 28, 1989

Most Interceptions, Season

- 3 Andy Molls, 1979
Mike Siganos, 1974

Most Interception Return Yards, Season

- 49 E. J. Adams, 2006

Most Total Tackles, Season

- 92 Chris Chenault, 1985

Most Quarterback Sacks, Season

- 7 Keith Martin, 1981

Most Tackles For Loss**Season**

- 14 Dewayne Robertson, 2000

Game

- 4 Ryan Murphy vs. Indiana, Sept. 20, 1997

Most Pass Breakups, Season

- 12 Trevard Lindley, 2006

Most Total Blocked Kicks**Season**

- 7 Lonnell Dewalt, 2004

Game

- 2 Curtis Pulley vs. Ole Miss, Oct. 22, 2005
Lonnell Dewalt vs. Tennessee, Nov. 27, 2004

Most Blocked PATs, Season

- 2 Matt Roark, 2008

Most Blocked Field Goals**Season**

- 6 Lonnell Dewalt, 2004

Game

- 2 Curtis Pulley vs. Ole Miss, Oct. 22, 2005

SEC Statistical Champions**Passing Yardage**

3687 Jared Lorenzen, 2000



KENTUCKY'S SEC STATISTICAL CHAMPIONS

Rushing

Year	Player	G	Att	Yards	PGAvg.
1973	Sonny Collins	11	224	1213	110.3
1974	Sonny Collins	9	177	970	107.8
1995	Moe Williams	11	294	1600	145.5
2002	Artose Pinner	12	283	1414	117.8

Passing Yardage and Efficiency (*led league)

Year	Player	Att	Comp	Yards	Eff. Rating
1949	Babe Parilli	150	81	* 1081	—
1950	Babe Parilli	203	114	* 1627	—
1951	Babe Parilli	239	136	* 1643	—
1954	Bob Hardy	108	57	* 887	—
1964	Rick Norton	202	106	* 1514	—
1997	Tim Couch	547	363	* 3884	141.4
1998	Tim Couch	553	400	* 4275	* 153.3
1999	Dusty Bonner	465	303	* 3266	* 137.0
2000	Jared Lorenzen	559	321	* 3687	116.5
2006	Andre' Woodson	419	264	* 3515	154.5
2007	Andre' Woodson	518	327	* 3709	144.5

Pass Receiving

Year	Player	Rec	Yards	Avg.
1958	Calvin Bird	21	373	17.7
1961	Tom Hutchinson	32	543	16.9
1998	Craig Yeast	85	1311	15.4
1999	James Whalen	90	1019	11.3
2010	Randall Cobb	84	1017	12.1

Total Offense

Year	Player	Rush	Pass	Total
1950	Babe Parilli	54	1627	1681
1964	Rick Norton	-195	1514	1319
1997	Tim Couch	-125	3884	3759
1998	Tim Couch	-124	4275	4151
1999	Dusty Bonner	-141	3266	3125
2000	Jared Lorenzen	140	3687	3827
2006	Andre' Woodson	-137	3515	3378

Scoring

Year	Player	TD	PAT	FG	Pts
1936	Bob Davis	11	0	0	66
1937	Bob Davis	9	0	0	54
1950	Wilbur Jamerson	10	0	0	60
1950	Al Bruno	10	0	0	60
1965	Rodger Bird	13	0	0	78
1967	Dicky Lyons Sr.	11	4	1	73
1968	Dicky Lyons Sr.	11	0	0	66
1973	Sonny Collins	13	1	0	80
1995	Moe Williams	17	0	0	102

Punting

Year	Player	Punts	Yards	Avg.
1983	Paul Calhoun	69	2981	43.2
2001	Glenn Pakulak	56	2492	44.5
2002	Glenn Pakulak	66	3008	45.6
2008	Tim Masthay	53	2397	45.2
2019	Max Duffy	47	2285	48.6

Punt Returns

Year	Player	No.	Yards	Avg.	TD
1989	Chris Tolbert	16	212	13.3	1
1999	Kendrick Shanklin	16	216	13.5	1
2002	Derek Abney	36	544	15.1	4
2005	Rafael Little	21	355	16.9	0

Kickoff Returns

Year	Player	No.	Yards	Avg.	TD
1998	Craig Yeast	14	410	29.3	1
2002	Derek Abney	30	804	26.8	2
2003	Derek Abney	32	772	24.1	0

All-Purpose Yardage

Year	Player	Plays	Yards	PG Avg.
1995	Moe Williams	317	1826	166.0
2003	Derek Abney	123	1821	151.8
2005	Rafael Little	267	1982	180.2
2010	Randall Cobb	198	2396	184.3
2019	Lynn Bowden Jr.	228	1235	153.0

Tackles

Year	Player	Primary	Asst	Total	PG Avg.
2007	Wes. Woodyard	78	61	139	10.7
2010	Danny Trevathan	85	59	144	11.1
2011	Danny Trevathan	67	76	143	11.9

Sacks

Year	Player	Primary	Asst	Total	PG Avg.
2018	Josh Allen	17	0	17.0	1.31

Tackles for Loss

Year	Player	Primary	Asst	Total	PG Avg.
2018	Josh Allen	21	1	21.5	1.65

Total Passes Defended

Year	Player	PBU	Int.	Total	PG Avg.
2008	Trevard Lindley	11	4	15	1.15

Fumbles Forced

Year	Player	No.	PG Avg.
2016	Josh Allen	4	0.31

Fumbles Recovered

Year	Player	No.	PG Avg.
2022	J.J. Weaver	3	0.30

Field Goals

Year	Player	Made	Att.	Pct.	FG/G
2017	Austin MacGinnis	22	28	78.6	1.69

Scoring Offense

Year	Games	Points	PG Avg.
1949	11	304	27.6
1950	11	380	34.5
1998	11	417	37.9

Rushing Offense

Year	Games	Att.	Yds	PG Avg.
2019	13	518	3293	274.4

**Scoring Defense**

Year	Games	Points	PG Avg.
1949	11	53	4.8
1977	11	111	10.1

Passing Offense

Year	Games	Att	Comp	Yards	PG Avg.
1950	11	230	125	1714	155.8
1960	10	220	114	1633	163.3
1964	10	230	114	1609	160.9
1997	11	562	374	4019	365.4
1998	11	574	414	4534	412.2
1999	11	468	304	3289	299.0
2000	11	564	322	3689	335.4
2006	13	436	273	3597	276.7
2007	13	528	331	3743	287.9

Total Offense

Year	Games	Att	Yards	PG Avg.
1998	11	911	5876	534.2
2000	11	869	4900	445.5

Rushing Defense

Year	Games	Att	Yards	PG Avg.
1949	11	455	788	71.6
1977	11	493	1322	120.2

Passing Defense

Year	Games	Att	Comp	Yards	PG Avg.
1981	11	236	123	1405	127.7
2019	13	331	190	2072	172.7
2020	11	356	235	2471	224.6

Total Defense

Year	Games	Att	Yards	PG Avg.
1949	11	661	1692	153.8
1950	11	674	1895	172.2
1977	11	728	2590	235.5

Interceptions

Year	Games	No.	Yards	TD	Long	Avg.
2020	11	16	252	3	85	15.8

Fumble Return Yards

Year	Games	No.	Yards	TD	Long	Avg.
2022	13	7	76	0	23	10.86

Fumble Return Average

Year	Games	No.	Yards	TD	Long	Avg.
2022	13	7	76	0	23	10.86

Punt Returns

Year	Games	No.	Yards	TD	Avg.
1989	11	33	398	1	12.1
1999	11	18	248	1	13.8
2002	12	40	625	4	15.6
2005	11	23	395	0	17.2
2006	13	18	368	1	20.4

Kickoff Returns

Year	Games	No.	Yards	TD	Avg.
1994	11	54	1263	1	23.4
2008	13	44	1161	2	26.4

Penalty Yards

Year	Games	Pen.	Yards	Yds/Gm
1991	11	38	342	31.09
1993	11	38	320	29.09
1995	11	64	508	46.18
2009	13	58	502	38.62

First Downs

Year	Games	First Downs	FD/Gm
1997	11	281	25.5
1998	11	292	26.5
2007	13	335	25.8

Time of Possession

Year	TOP per Game
1998	32:56

Net Punting

Year	Punts	Net Yds.	Avg.
1999	49	1956	39.9
2002	71	2847	40.1
2019	47	2285	45.1

Turnover Margin

Year	Games	Gained	Lost	Margin	PGAvg.
2006	13	32	17	+15	+1.15
2020	11	22	12	+10	+0.91

Fewest Sacks Allowed

Year	Games	No.	Yards	PGAvg.
2008	13	13	88	1.0

Kickoff Coverage

Year	Kickoffs	Yds.	Ret. Yds.	TB	Net Avg.
2008	61	4078	730	23	47.3



CAREER LEADERS

Career Total Offense Leaders

No.	Player	Years	Rush	Pass	Plays	Yards
1.	Jared Lorenzen	2000-03	283	10,354	1793	10,637
2.	Andre' Woodson	2004-07	-490	9360	1510	8,870
3.	Tim Couch	1996-98	-275	8435	1338	8,160
4.	Mike Hartline	2007-10	-20	5680	930	5,660
5.	Bill Ransdell	1983-86	-108	5564	996	5,456
6.	Will Levis	2021-22	269	5233	815	5,502
7.	Patrick Towles	2012, 2014-15	353	5099	986	5,452
8.	Stephen Johnson	2016-17	702	4342	781	5,044
9.	Terry Wilson	2018-20	1015	3436	776	4451
10.	Pookie Jones	1991-93	854	3459	871	4,313

Career Rushing Leaders

No.	Player	Years	Att	Yards	Avg	TD
1	Benny Snell Jr.	2016-18	737	3,873	5.3	48
2.	Sonny Collins	1972-75	777	3,835	4.9	26
3.	Chris Rodriguez Jr.	2018-22	592	3,644	6.2	32
4.	Moe Williams	1993-95	618	3,333	5.4	26
5.	Rafael Little	2004-07	580	2,996	5.2	16
6.	Mark Higgs	1984-87	532	2,892	5.4	25
7.	George Adams	1981-84	638	2,648	4.2	25
8.	Derrick Locke	2007-10	518	2,618	5.1	22
9.	S. "Boom" Williams	2014-16	366	2,511	6.9	18
10.	Artose Pinner	1999-2002	438	2,105	4.8	17
11.	A.J. Rose	2017-20	341	1,971	5.8	13
12.	Marc Logan	1983-86	389	1,769	4.5	11
13.	Derrick Ramsey	1975-77	446	1,764	3.9	25
14.	Anthony White	1996-99	364	1,758	4.8	11
15.	Jojo Kemp	2013-16	338	1,709	5.1	19
16.	Rodger Bird	1963-65	397	1,699	4.2	21
17.	Derek Homer	1997-2000	353	1,689	4.8	11
18.	Ivy Joe Hunter	1985-88	361	1,687	4.7	19
19.	Bill Leskovar	1949-51	324	1,664	5.1	9
20.	Steve Campassi	1972-75	370	1,609	4.3	8
21.	Kavosiey Smoke	2018-22	291	1,583	5.4	13
22.	Raymond Sanders	2010-13	340	1,542	4.5	11
23.	Al Baker	1986-90	378	1,534	4.1	15
24.	Lynn Bowden Jr.	2017-19	206	1,530	7.4	13
25.	Mike Fanuzzi	1971-74	344	1,484	4.3	16
26.	Bobby Cravens	1956-58	323	1,448	4.5	6
27.	Tony Dixon	2004, 2006-08	345	1,388	4.0	16
28.	Alfred Rawls	1988-89	286	1,370	4.8	16
29.	Randy Brooks	1976-80	358	1,314	3.7	6
30.	Randall Cobb	2008-10	228	1,313	5.8	22
31.	Don Phelps	1946-49	295	1,297	4.4	15

32.	Chris Hill	1975-78	260	1,264	4.9	4
33.	Rod Stewart	1975-78	268	1,250	4.7	9
34.	Doug Kotar	1971-73	293	1,167	3.9	5
35.	Damon Hood	1991-94	281	1,144	4.1	9
36.	Shawn Donigan	1978-82	264	1,120	4.2	4
37.	Roger Gann	1967-69	281	1,047	3.7	4
38.	Dicky Lyons	1966-68	328	1,042	3.2	18
39.	Tom Fillion	1951-53	208	1,017	4.9	8
40.	Terry Wilson	2018-20	256	1,015	4.0	10
41.	Terry Samuels	1990-93	247	1,012	4.1	5

Career Rushing Attempts

No.	Player	Years	Att	Yards	Avg	TD
1.	Sonny Collins	1972-75	777	3,835	4.9	26
2.	Benny Snell Jr.	2016-18	737	3,873	5.3	48
3.	George Adams	1981-84	638	2,648	4.2	25
4.	Moe Williams	1993-95	618	3,333	5.4	26
5.	Chris Rodriguez Jr.	2018-22	592	3,644	6.2	32
6.	Rafael Little	2004-07	580	2,996	5.2	16
7.	Mark Higgs	1984-87	532	2,892	5.4	25
8.	Derrick Locke	2007-10	518	2,618	5.1	22
9.	Derrick Ramsey	1975-77	446	1,764	3.8	25
10.	Artose Pinner	1999-2002	438	2,105	4.8	17

Career Average Per Rushing Attempt

No.	Player	Years	Average Per Rush
1.	Lynn Bowden Jr.	2017-19	7.43 (206/1530)
2.	Stanley "Boom" Williams	2014-16	6.91 (366/2511)
3.	Chris Rodriguez Jr.	2018-22	6.20 (592/3644)
4.	A.J. Rose	2017-20	5.80 (341/1971)
5.	Randall Cobb	2008-10	5.76 (228/1313)
6.	Kavosiey Smoke	2018-22	5.44 (291/1583)
7.	Mark Higgs	1984-87	5.43 (532/2892)
8.	Moe Williams	1993-95	5.39 (618/3333)
9.	Benny Snell Jr.	2016-18	5.26 (737/3873)
10.	Rafael Little	2004-07	5.17 (580/2996)

Career Passing Leaders

No.	Player	Years	Com	Att	Int	Pct	TD	Yards
1.	Jared Lorenzen	2000-03	862	1514	41	.569	78	10,354
2.	Andre' Woodson	2004-07	791	1278	25	.619	79	9,360
3.	Tim Couch	1996-98	795	1184	35	.671	74	8,435
4.	Mike Hartline	2007-10	523	855	25	.612	38	5,680
5.	Bill Ransdell	1983-86	469	816	29	.575	22	5,564
6.	Will Levis	2021-22	418	636	23	.657	43	5,233
7.	Patrick Towles	2012, 2014-15	427	759	24	.563	24	5,099
8.	Rick Norton	1963-65	298	598	44	.498	26	4,514
9.	Babe Parilli	1949-51	331	592	37	.559	50	4,351



10.	Stephen Johnson	2016-17	334	581	12	.575	23	4,342
11.	Randy Jenkins	1979-83	363	699	53	.519	24	4,148
12.	Pookie Jones	1991-93	263	504	19	.522	16	3,459
13.	Terry Wilson	2018-20	338	520	12	.650	20	3,436
14.	Dusty Bonner	1997, 99	313	479	13	.653	26	3,380
15.	Maxwell Smith	2011-13	292	486	9	.608	21	3,070
16.	Jerry Woolum	1960-62	216	407	24	.531	11	2,759
17.	Bernie Scruggs	1969-71	239	493	31	.485	13	2,704
18.	Freddie Maggard	1988-91	239	419	19	.570	12	2,566

Career Receptions Leaders

No.	Player	Years	Rec	Yards	Avg	TD
1.	Craig Yeast	1995-98	208	2,899	13.9	28
2.	Derek Abney	2000-03	197	2,339	11.9	18
3.	Anthony White	1996-99	194	1,520	7.8	8
4.	Keenan Burton	2003-07	189	2,376	12.6	25
5.	Garrett Johnson	2014-17	155	2,089	13.5	11
6.	Randall Cobb	2008-10	144	1,661	11.5	13
7.	Dicky Lyons Jr.	2004, 06-08	141	1,752	12.5	18
8.	La’Rod King	2009-12	134	1,706	12.7	17
9.	Jacob Tamme	2004-07	133	1,417	10.7	11
10.	Josh Ali	2017-21	131	1,447	11.0	8
	Rafael Little	2004-07	131	1,324	10.1	4
12.	Derek Homer	1997-2000	129	1,052	8.2	2
13.	James Whalen	1997-99	120	1,324	11.0	13
14.	Lynn Bowden Jr.	2017-19	114	1,303	11.4	6

Career Receiving Yardage Leaders

No.	Player	Years	Rec	Yards	Avg	TD
1.	Craig Yeast	1995-98	208	2,899	13.9	28
2.	Keenan Burton	2003-07	189	2,376	12.6	25
3.	Derek Abney	2000-03	197	2,339	11.9	18
4.	Garrett Johnson	2014-17	155	2,089	13.5	11
5.	Dicky Lyons Jr.	2004, 2006-08	141	1,752	12.4	18
6.	Quentin McCord	1996, 1998-2000	112	1,743	15.6	15
7.	La’Rod King	2009-12	134	1,706	12.7	17
8.	Randall Cobb	2008-10	144	1,661	11.5	13
9.	Anthony White	1996-99	194	1,520	7.8	8
10.	Felix Wilson	1977-79	90	1,508	16.8	10
11.	Tom Hutchinson	1960-62	94	1,483	15.7	9
12.	Josh Ali	2017-21	131	1,447	11.0	8
13.	Kevin Coleman	1995-98	107	1,428	13.3	13
14.	Larry Seiple	1964-66	72	1,422	19.8	10
15.	Jacob Tamme	2004-07	133	1,417	10.6	11
16.	Jeff Badet	2013, 2015-16	82	1,385	16.9	7
17.	Wan’Dale Robinson	2021	104	1,334	12.8	7
18.	Rafael Little	2004-07	131	1,324	10.1	5

19.	James Whalen	1997-99	120	1,324	11.0	13
20.	Lynn Bowden Jr.	2017-19	114	1,303	11.4	6
21.	Rick Kestner	1963-65	82	1,280	15.6	10
22.	Chris Matthews	2009-10	93	1,279	13.9	12
23.	Ryan Timmons	2013-16	112	1,254	11.2	5
24.	Derek Smith	1999-2001	89	1,224	13.8	9
25.	Phil Logan	1987-90	83	1,219	14.7	7
26.	Steve Meilinger	1951-53	75	1,210	16.1	17
27.	Steve Johnson	2006-07	72	1,200	16.6	14
28.	Dorian Baker	2014-18	101	1,148	11.4	6
29.	Javess Blue	2013-14	72	1,111	15.4	9
30.	Derek Homer	1997-2000	129	1,052	8.2	2
31.	Demarco Robinson	2011-14	86	1,028	12.0	3
32.	C.J. Conrad	2015-18	80	1,015	12.7	12

Career All-Purpose Yardage Leaders

No.	Player	Years	Rush	Rec	PRET	KOR	Yards
1.	Derek Abney	2000-03	160	2,339	1,042	2,315	5,856
2.	Rafael Little	2004-07	2,996	1,324	854	169	5,343
3.	Derrick Locke	2007-10	2,618	883	8	1,464	4,973
4.	Randall Cobb	2008-10	1,313	1,661	619	1,081	4,674
5.	Lynn Bowden Jr.	2017-19	1,530	1,303	199	1,628	4,660
6.	Craig Yeast	1995-98	125	2,899	211	1,045	4,280
7.	Benny Snell Jr.	2016-18	3,873	216	0	125	4,214
8.	Keenan Burton	2003-07	25	2,376	90	1,715	4,206
9.	Sonny Collins	1972-75	3,835	105	0	183	4,123
10.	George Adams	1981-84	2,648	609	0	823	4,080
11.	Moe Williams	1993-95	3,333	313	0	73	3,719

Career Scoring Leaders

No.	Player	Years	TD	FG	PAT	Pts
1.	Austin MacGinnis	2014-17	0	72	143	359
2.	Lones Seiber	2006-09	0	49	158	305
3.	Benny Snell Jr.	2016-18	48	0	1	290
4.	Joey Worley	1984-87	0	57	75	246
5.	Matt Ruffolo	2019-22	0	42	119	245
5.	Seth Hanson	1997-98, 2000-01	0	35	127	232
6.	Taylor Begley	2002-05	0	36	118	226
	Randall Cobb	2008-10	37	0	2	226
8.	Chris Rodriguez Jr.	2018-22	35	0	0	210
9.	Craig Yeast	1995-98	32	0	0	192
10.	Craig McIntosh	2009-12	0	31	81	174



Career Punting Leaders (min. 75)

No.	Player	Years	Punts	Yards	Avg	Long
1.	Max Duffy	2018-20	151	6,940	46.0	75
2.	Glenn Pakulak	2000-02	134	5954	44.4	71
3.	Colin Goodfellow	2020-22	77	3413	44.3	70
4.	Paul Calhoun	1981-84	198	8432	42.6	80
5.	Ryan Tydlacka	2008-09	212	8880	41.9	73
6.	Landon Foster	2012-15	256	10,693	41.8	60
7.	Tim Masthay	2005-08	207	8313	40.159	72
8.	Anthony Thornton	2002-04	95	3815	40.158	58
9.	George Blanda	1946-48	149	5926	39.771	62
10.	Lou Michaels	1955-57	122	4852	39.770	71
11.	Bill Hawk	1989-91	185	7348	39.71	75
12.	Jay Tesar	1985-88	157	6229	39.67	67

Career Punt Return Touchdowns

No.	Player	Years	TD
1.	Derek Abney	2000-03	6
2.	Dicky Lyons Sr.	1966-68	3
	Larry Carter	1976-79	3
4.	Lynn Bowden Jr.	2017-19	2
	Calvin Bird	1958-60	2

Career Punt Return Leaders (min. 40)

No.	Player	Years	Ret.	Yards	Avg	TD	LP
1.	Dicky Lyons Sr.	1966-68	69	1065	15.43	3	97
2.	Rafael Little	2004-07	60	854	14.23	1	84
3.	Don Phelps	1946-49	64	780	12.187	1	88
4.	Andy Molls	1979-82	43	524	12.186	1	87
5.	Derek Abney	2000-03	88	1042	11.84	6	86

Career Kickoff Return Leaders (min. 30)

No.	Player	Years	Ret.	Yards	Avg	TD	LP
1.	Derrick Locke	2007-10	54	1464	27.11	2	100
2.	Calvin Bird	1958-60	37	1001	27.05	1	89
3.	Keenan Burton	2003-07	67	1715	25.60	1	100
4.	Craig Yeast	1995-98	42	1045	24.88	3	100
5.	Randall Cobb	2008-10	44	1081	24.57	0	46

Career Interception Leaders

No.	Player	Years	Int	Yards	Avg	TD
1.	Darryl Bishop	1971-73	14	376	26.9	2
2.	Wilbur Jamerson	1947-50	11	310	28.2	1
	Tony Mayes	1983-86	11	74	6.7	0
4.	Larry Carter	1977-79	10	176	17.6	0
	Buzz Burnam	1970-72	10	57	5.7	0

SEASON LEADERS

Season Total Offense Leaders

No.	Player	Year	Rush	Pass	Plays	Yards
1.	Tim Couch	1998	-124	4275	617	4151
2.	Jared Lorenzen	2000	140	3687	635	3827
3.	Tim Couch	1997	-125	3884	613	3759
4.	Andre' Woodson	2007	-193	3709	587	3516
5.	Andre' Woodson	2006	-137	3515	489	3378
6.	Will Levis	2021	376	2827	460	3203
7.	Mike Hartline	2010	-35	3178	437	3143
8.	Dusty Bonner	1999	-141	3266	576	3125
9.	Patrick Towles	2014	303	2718	538	3021
10.	Stephen Johnson	2017	375	2305	419	2680

Season Rushing Leaders

No.	Player	Year	Rush	Yards	Avg	TD
1.	Moe Williams	1995	294	1600	5.4	17
2.	Benny Snell Jr.	2018	289	1449	5.0	16
3.	Lynn Bowden Jr.	2019	185	1468	7.9	13
4.	Artose Pinner	2002	283	1414	5.0	13
5.	Chris Rodriguez Jr.	2021	225	1379	6.1	9
6.	Benny Snell Jr.	2017	262	1333	5.1	19
7.	Mark Higgs	1987	193	1278	6.6	10
8.	Sonny Collins	1973	224	1213	5.4	13
9.	Stanley "Boom" Williams	2016	171	1170	6.8	7
10.	Sonny Collins	1975	248	1150	4.6	5
11.	Benny Snell Jr.	2016	186	1091	5.9	13
12.	George Adams	1984	253	1085	4.2	13
13.	Rafael Little	2005	197	1045	5.3	9
14.	Rafael Little	2007	190	1013	5.3	3

Season Passing Leaders

No.	Player	Year	Com	Att	Int	Pct	Yards	TD
1.	Tim Couch	1998	400	553	15	.723	4275	36
2.	Tim Couch	1997	363	547	19	.664	3884	37
3.	Andre' Woodson	2007	327	518	11	.631	3709	40
4.	Jared Lorenzen	2000	321	559	21	.573	3687	19
5.	Andre' Woodson	2006	264	419	7	.630	3515	31
6.	Dusty Bonner	1999	303	465	13	.652	3266	26
7.	Mike Hartline	2010	268	405	9	.662	3178	23
8.	Will Levis	2021	233	353	13	.661	2827	24
9.	Patrick Towles	2014	225	393	9	.573	2718	14
10.	Will Levis	2022	185	283	10	.654	2406	19
11.	Stephen Johnson	2017	189	316	6	.598	2305	10
12.	Jared Lorenzen	2002	183	327	5	.560	2267	24



Season Receiving Leaders

No.	Player	Year	Rec	Yards	Avg	TD
1.	Wan'Dale Robinson	2021	104	1334	12.8	7
2.	James Whalen	1999	90	1019	11.3	10
3.	Craig Yeast	1998	85	1311	15.4	14
4.	Randall Cobb	2010	84	1017	12.1	7
5.	Anthony White	1998	78	582	7.5	1
6.	Keenan Burton	2006	77	1036	13.5	12
7.	Craig Yeast	1997	73	873	12.0	10
8.	Lynn Bowden Jr.	2018	67	745	11.1	5
9.	Derek Abney	2001	66	741	11.2	6
	Keenan Burton	2007	66	741	11.2	9

ANNUAL LEADERS

Annual Total Offense Leaders

Yr	Player	Rush	Pass	Plays	Yds
2022	Will Lewis	-107	2406	355	2299
2021	Will Lewis	376	2827	460	3203
2020	Terry Wilson	424	1187	304	1611
2019	Lynn Bowden Jr.	1468	403	259	1871
2018	Terry Wilson	547	1889	403	2436
2017	Stephen Johnson	375	2305	419	2680
2016	Stephen Johnson	327	2037	362	2364
2015	Patrick Towles	64	2148	397	2212
2014	Patrick Towles	303	2718	538	3021
2013	Jalen Whitlow	457	1033	266	1490
2012	Jalen Whitlow	206	801	229	1007
2011	Morgan Newton	272	793	252	1065
2010	Mike Hartline	-35	3178	437	3143
2009	Derrick Locke	907	41	196	948
2008	Mike Hartline	-9	1666	335	1657
2007	Andre' Woodson	-193	3708	587	3516
2006	Andre' Woodson	-137	3515	489	3378
2005	Andre' Woodson	-133	1644	310	1511
2004	Shane Boyd	297	1328	365	1625
2003	Jared Lorenzen	75	2221	425	2296
2002	Jared Lorenzen	-51	2267	367	2251
2001	Jared Lorenzen	119	2179	346	2298
2000	Jared Lorenzen	140	3687	635	3827
1999	Dusty Bonner	-141	3266	576	3125
1998	Tim Couch	-124	4275	617	4151
1997	Tim Couch	-125	3884	613	3759
1996	Billy Jack Haskins	23	967	259	990
1995	Moe Williams	1600	0	294	1600
1994	Antonio O'Ferral	167	642	162	809
1993	Pookie Jones	288	1071	293	1359
1992	Pookie Jones	295	1434	343	1729
1991	Pookie Jones	271	954	235	1225
1990	Freddie Maggard	-23	1051	224	1028
1989	Freddie Maggard	-69	1515	334	1446
1988	Glenn Fohr	9	1260	255	1269
1987	Mark Higgs	1278	0	193	1278
1986	Bill Ransdell	30	1610	347	1640
1985	Bill Ransdell	-24	1744	273	1720
1984	Bill Ransdell	-60	1748	301	1688
1983	Randy Jenkins	-85	1272	242	1187
1982	Randy Jenkins	-93	933	234	840
1981	Randy Jenkins	-177	1079	209	902
1980	Larry McCrimmon	0	1060	159	1060
1979	Shawn Donigan	847	0	187	847
1978	Larry McCrimmon	-65	752	160	687
1977	Derrick Ramsey	618	892	315	1510
1976	Derrick Ramsey	771	659	290	1430
1975	Sonny Collins	1150	0	248	1150
1974	Mike Fanuzzi	909	438	262	1347
1973	Sonny Collins	1213	0	224	1213
1972	Dinky McKay	94	879	286	973
1971	Bernie Scruggs	374	554	216	972
1970	Bernie Scruggs	115	1181	308	1246
1969	Bernie Scruggs	31	969	299	1000
1968	Stan Forston	78	643	177	721
1967	Dave Bair	85	634	210	719
1966	Terry Beadles	109	725	214	834
1965	Rick Norton	-117	1823	271	1706
1964	Rick Norton	-195	1514	272	1319
1963	Rick Norton	-63	1177	269	1114
1962	Jerry Woolum	-133	1100	234	967

1961	Jerry Woolum	-75	892	152	817
1960	Jerry Woolum	26	767	162	793
1959	Charles Sturgeon	417	0	101	417
1958	Jerry Eisaman	83	449	87	532
1957	Bobby Cravens	669	12	142	681
1956	Bobby Cravens	338	0	78	338
1955	Bob Hardy	64	777	192	841
1954	Bob Hardy	122	887	199	1009
1953	Ralph Paolone	620	0	108	620
1952	Allen Felch	623	0	130	623
1951	Babe Parilli	-161	1643	269	1482
1950	Babe Parilli	54	1627	234	1681
1949	Babe Parilli	-141	1081	181	940
1948	George Blanda	-49	967	136	918
1947	Don Phelps	416	89	84	505
1946	Phil Cutchin	140	399	110	539

Annual Rushing Leaders

Yr	Player	Att	Yards	Avg	TD
2022	Chris Rodriguez Jr.	175	904	5.2	6
2021	Chris Rodriguez Jr.	225	1379	6.1	9
2020	Chris Rodriguez Jr.	119	785	6.6	11
2019	Lynn Bowden Jr.	185	1468	7.9	13
2018	Benny Snell Jr.	289	1449	5.0	16
2017	Benny Snell Jr.	262	1333	5.1	19
2016	S. "Boom" Williams	171	1170	6.8	7
2015	S. "Boom" Williams	121	855	7.1	6
2014	S. "Boom" Williams	74	486	6.6	5
2013	Jojo Kemp	100	482	4.8	3
2012	Raymond Sanders	125	669	5.4	5
2011	CoShik Williams	118	486	4.1	3
2010	Derrick Locke	166	887	5.3	10
2009	Derrick Locke	195	907	4.7	6
2008	Tony Dixon	132	430	3.3	7
2007	Rafael Little	190	1013	5.3	3
2006	Rafael Little	140	673	5.0	3
2005	Rafael Little	197	1045	5.3	9
2004	Shane Boyd	102	297	2.9	5
2003	Arliiss Beach	103	366	3.6	8
2002	Artose Pinner	283	1414	5.0	13
2001	Artose Pinner	100	441	4.4	4
2000	Chad Scott	130	611	4.7	4
1999	Anthony White	121	562	4.6	5
1998	Derek Homer	137	716	5.2	7
1997	Anthony White	129	723	5.6	4
1996	Derrick Logan	190	700	3.7	5
1995	Moe Williams	294	1600	5.4	17
1994	Moe Williams	160	805	5.0	4
1993	Moe Williams	164	928	5.7	5
1992	Terry Samuels	98	380	3.9	4
1991	Terry Samuels	77	307	4.0	1
1990	Al Baker	170	780	4.6	10
1989	Alfred Rawls	185	893	4.8	9
1988	Alfred Rawls	101	477	4.7	7
1987	Mark Higgs	193	1278	6.6	10
1986	Ivy Joe Hunter	103	621	6.0	6
1985	Marc Logan	175	715	4.1	3
1984	George Adams	253	1085	4.2	13
1983	George Adams	166	763	4.6	7
1982	George Adams	185	720	3.9	5
1981	Lawrence Lee	78	275	3.5	1
1980	Randy Brooks	166	578	3.5	3
1979	Shawn Donigan	187	847	4.5	4



1978	Freddie Williams	89	313	3.5	1
1977	Derrick Ramsey	159	618	3.9	13
1976	Derrick Ramsey	187	771	4.1	10
1975	Sonny Collins	248	1150	4.6	5
1974	Sonny Collins	177	970	5.5	5
1973	Sonny Collins	224	1213	5.4	13
1972	Sonny Collins	128	502	3.9	3
1971	Lee Clymer	96	455	4.7	3
1970	Lee Clymer	118	441	3.7	0
1969	Roger Gann	180	646	3.6	3
1968	Dicky Lyons	134	392	2.9	8
1967	Dicky Lyons	138	473	3.4	8
1966	Bob Windsor	101	356	3.5	2
1965	Rodger Bird	179	646	3.6	12
1964	Rodger Bird	133	671	5.0	7
1963	Rodger Bird	85	382	4.5	2
1962	Darrell Cox	81	363	4.4	1
1961	Gary Steward	79	285	3.6	3
1960	Charles Sturgeon	58	291	5.0	3
1959	Charles Sturgeon	101	417	4.1	2
1958	Bobby Cravens	104	441	4.2	2
1957	Bobby Cravens	141	669	4.7	4
1956	Bobby Cravens	78	338	4.3	0
1955	Bob Dougherty	94	401	4.3	0
1954	Dick Rushing	75	369	4.9	2
1953	Ralph Paolone	108	620	5.7	4
1952	Allen Felch	130	623	4.8	0
1951	Tom Fillion	117	671	5.7	4
1950	Bill Leskovar	118	673	5.7	3
1949	Bill Leskovar	152	722	4.7	5
1948	Ralph Genito	54	327	6.0	-
1947	Don Phelps	80	416	5.2	-
1946	Don Phelps	57	271	4.7	-

Annual Passing Leaders

Yr	Player	Com-Att-Int	Pct.	Yds	TD
2022	Will Levis	185-283-10	.654	2406	19
2021	Will Levis	233-353-13	.661	2827	24
2020	Terry Wilson	125-200-4	.625	1187	7
2019	Sawyer Smith	57-126-5	.452	690	4
2018	Terry Wilson	180-268-8	.672	1889	11
2017	Stephen Johnson	189-316-6	.598	2305	10
2016	Stephen Johnson	145-265-6	.547	2037	13
2015	Patrick Towles	183-326-14	.561	2148	9
2014	Patrick Towles	225-393-9	.573	2718	14
2013	Maxwell Smith	105-183-1	.574	1276	9
2012	Maxwell Smith	103-150-4	.687	975	8
2011	Maxwell Smith	84-153-4	.549	819	4
2010	Mike Hartline	268-405-9	.662	3178	23
2009	Mike Hartline	79-133-7	.594	802	6
2008	Mike Hartline	172-311-8	.553	1666	9
2007	Andre' Woodson	327-518-11	.631	3709	40
2006	Andre' Woodson	264-419-7	.630	3515	31
2005	Andre' Woodson	146-253-6	.577	1644	6
2004	Shane Boyd	138-263-9	.525	1328	7
2003	Jared Lorenzen	191-336-8	.568	2221	16
2002	Jared Lorenzen	183-327-5	.560	2267	24
2001	Jared Lorenzen	167-292-7	.572	2179	19
2000	Jared Lorenzen	321-559-21	.574	3687	19
1999	Dusty Bonner	303-465-13	.652	3266	26
1998	Tim Couch	400-553-15	.723	4275	36
1997	Tim Couch	363-547-19	.664	3884	37
1996	Billy Jack Haskins	93-175-5	.531	967	5
1995	Billy Jack Haskins	93-154-6	.604	1176	4
1994	Antonio O'Ferral	48-107-6	.449	642	7
1993	Pookie Jones	85-163-7	.522	1071	8

1992	Pookie Jones	97-203-8	.478	1434	5
1991	Pookie Jones	81-138-4	.587	954	3
1990	Freddie Maggard	109-188-7	.580	1051	6
1989	Freddie Maggard	130-231-12	.563	1515	6
1988	Glenn Fohr	91-201-12	.453	1260	5
1987	Glenn Fohr	74-163-8	.454	973	6
1986	Bill Ransdell	151-256-9	.589	1610	3
1985	Bill Ransdell	133-231-6	.576	1744	5
1984	Bill Ransdell	148-266-11	.556	1748	11
1983	Randy Jenkins	118-203-10	.581	1272	10
1982	Randy Jenkins	92-187-2	.492	933	2
1981	Randy Jenkins	84-170-8	.494	1079	6
1980	Larry McCrimmon	69-137-10	.504	1060	3
1979	Terry Henry	30-76-6	.395	408	5
1978	Larry McCrimmon	35-106-11	.330	752	8
1977	Derrick Ramsey	74-156-6	.484	892	6
1976	Derrick Ramsey	51-103-6	.495	659	7
1975	Cliff Hite	35-101-3	.347	430	2
1974	Mike Fanuzzi	32-83-5	.386	438	4
1973	Mike Fanuzzi	33-84-4	.393	572	5
1972	Dinky McKay	80-185-15	.432	879	1
1971	Bernie Scruggs	44-102-8	.431	554	3
1970	Bernie Scruggs	115-209-12	.550	1181	7
1969	Bernie Scruggs	80-183-11	.430	969	3
1968	Stan Forston	48-129-12	.372	643	1
1967	Dave Bair	66-164-21	.403	634	3
1966	Terry Beadles	47-113-13	.416	725	5
1965	Rick Norton	113-214-16	.528	1823	11
1964	Rick Norton	106-202-10	.524	1514	9
1963	Rick Norton	79-182-18	.412	1177	6
1962	Jerry Woolum	83-157-9	.528	1100	4
1961	Jerry Woolum	70-125-7	.560	892	4
1960	Jerry Woolum	63-125-8	.504	767	3
1959	Lowell Hughes	30-67-5	.448	375	1
	Jerry Eisaman	29-71-5	.414	310	4
1958	Jerry Eisaman	30-53-2	.566	449	3
	Lowell Hughes	36-72-6	.500	437	2
1957	Lowell Hughes	40-83-9	.482	447	2
1956	Delmar Hughes	14-42-3	.333	206	3
1955	Bob Hardy	58-106-5	.547	777	8
1954	Bob Hardy	57-108-11	.527	887	5
1953	Bob Hardy	24-47-3	.510	418	5
1952	Dick Shatto	19-54-3	.354	221	2
1951	Babe Parilli	136-239-12	.569	1643	19
1950	Babe Parilli	114-203-12	.561	1627	23
1949	Babe Parilli	81-150-13	.540	1081	8
1948	George Blanda	67-128-6	.523	967	7
1947	George Blanda	53-114-10	.465	484	5
1946	Phil Cutchin	26-56-4	.464	399	-

Annual Receiving Leaders

Yr	Player	Rec	Yards	Avg	TD
2022	Barion Brown	50	628	12.6	4
2021	Wan'Dale Robinson	104	1334	12.8	7
2020	Josh Ali	54	473	8.8	1
2019	Lynn Bowden Jr.	30	348	11.6	1
2018	Lynn Bowden Jr.	67	745	11.1	5
2017	Garrett Johnson	48	539	11.2	2
2016	Garrett Johnson	39	585	15.0	5
2015	Dorian Baker	55	608	11.1	3
2014	Ryan Timmons	45	536	11.9	2
2013	Javess Blue	43	586	13.6	4
2012	La'Rod King	48	488	10.2	4
2011	La'Rod King	40	598	14.9	7
2010	Randall Cobb	84	1017	12.1	7
2009	Randall Cobb	39	447	11.5	4

2008	Dicky Lyons, Jr.	33	264	8.0	2
2007	Keenan Burton	66	741	11.2	9
2006	Keenan Burton	77	1036	13.5	12
2005	Rafael Little	46	449	9.8	0
2004	Glenn Holt	49	415	8.5	3
2003	Derek Abney	51	616	12.1	5
2002	Aaron Boone	41	706	17.2	10
2001	Derek Abney	66	741	11.2	6
2000	Derek Smith	50	716	14.3	5
1999	James Whalen	90	1019	11.3	10
1998	Craig Yeast	85	1311	15.4	14
1997	Craig Yeast	73	873	12.0	10
1996	Craig Yeast	26	378	14.5	2
1995	Craig Yeast	24	337	14.0	2
1994	Leon Smith	27	375	13.9	2
1993	Alfonzo Browning	20	335	16.8	4
	Mark Chatmon	20	294	14.7	1
1992	Kurt Johnson	20	318	15.9	1
1991	Neal Clark	47	647	13.8	3
1990	Phil Logan	37	565	15.3	4
1989	Phil Logan	28	337	12.0	1
1988	Ivy Joe Hunter	17	160	9.4	0
1987	Charlie Darrington	26	365	14.0	2
1986	Cornell Burbage	24	331	13.8	0
1985	Marc Logan	32	314	9.8	2
1984	George Adams	33	330	10.0	1
1983	Oliver White	26	252	9.7	0
1982	Robert Mangas	22	293	13.2	2
1981	Rick Massie	29	448	15.4	1
1980	Jim Campbell	33	394	11.9	4
1979	Felix Wilson	33	534	16.2	3
1978	Felix Wilson	43	727	16.9	4
1977	Dave Trosper	25	340	13.6	2
1976	Randy Burke	15	152	10.1	0
1975	Vin Hoover	18	198	11.0	1
1974	Randy Burke	12	127	10.6	1
1973	Elmore Stephens	16	282	17.6	4
1972	Jack Alvarez	41	487	11.9	0
1971	Jim Grant	10	205	20.5	1
	Lee Clymer	10	155	15.5	1
1970	Jim Grant	24	251	10.4	0
	David Hunter	24	224	9.3	2
1969	Jim Grant	33	344	10.4	1
1968	Phil Thompson	29	397	13.7	0
	Vic King	29	375	12.9	1
1967	Phil Thompson	36	377	10.5	2
1966	Larry Seiple	28	499	17.8	4
1965	Bob Windsor	30	426	14.2	2
1964	Rick Kestner	42	639	15.2	6
1963	Darrell Cox	20	333	16.7	2
1962	Tom Hutchinson	32	485	15.1	1
1961	Tom Hutchinson	32	543	16.9	4
1960	Tom Hutchinson	30	455	15.2	4
1959	Calvin Bird	16	151	9.4	0
1958	Calvin Bird	21	373	17.8	4
1957	Jim Urbaniak	13	194	14.9	3
	Bobby Cravens	13	143	11.0	0
1956	Doug Shively	7	107	15.3	1
1955	H. Schnellenberger	20	287	14.3	6
1954	H. Schnellenberger	19	254	13.4	3
1953	Steve Meilinger	18	308	17.1	3
1952	Steve Meilinger	16	326	20.4	6
1951	Steve Meilinger	41	576	14.0	8
1950	Al Bruno	38	589	15.5	10
1949	Al Bruno	12	224	18.7	0
	Nick Odilvak	12	108	9.0	1

1948	Wallace Jones	19	243	12.8	5
1947	Wallace Jones	9	93	10.3	2
1946	Not available	-	-	-	-

Annual All-Purpose Leaders

Yr	Player	Rush	Rec	PRet	KOR	Total
2022	Barion Brown	-2	628	28	440	1094
2021	Wan'Dale Robinson	111	1334	20	0	1465
2020	Chris Rodriguez Jr.	785	12	0	0	797
2019	Lynn Bowden Jr.	1468	348	53	220	2,089
2018	Benny Snell Jr.	1449	105	0	0	1,554
2017	Benny Snell Jr.	1,333	72	0	-13	1,392
2016	Benny Snell Jr.	1,091	39	0	138	1,268
2015	S. "Boom" Williams	855	74	0	0	929
2014	S. "Boom" Williams	486	162	0	511	1,159
2013	Javess Blue	19	586	20	510	1,135
2012	Raymond Sanders	669	111	0	223	1,003
2011	Mychal Bailey	0	0	0	600	600
2010	Randall Cobb	424	1,017	219	736	2,396
2009	Derrick Locke	907	284	0	639	1,830
2008	Derrick Locke	303	195	0	314	812
2007	Rafael Little	1,013	347	127	0	1,487
2006	Keenan Burton	-7	1,036	51	765	1,845
2005	Rafael Little	1,045	449	355	133	1,982
2004	Glenn Holt	117	415	0	0	532
2003	Derek Abney	148	616	285	772	1,821
2002	Derek Abney	5	569	544	804	1,922
2001	Derek Abney	0	741	212	739	1,692
2000	Chad Scott	611	263	0	23	895
1999	Anthony White	562	469	0	134	1,165
1998	Craig Yeast	87	1,311	33	410	1,841
1997	Craig Yeast	14	873	109	345	1,341
1996	Derrick Logan	700	63	0	0	763
1995	Moe Williams	1,600	153	0	73	1,826
1994	Kio Sanford	-5	145	202	820	1,162
1993	Moe Williams	928	41	0	0	969
1992	Kurt Johnson	-3	318	187	330	832
1991	Kurt Johnson	52	385	129	406	972
1990	Al Baker	780	317	0	0	1,097
1989	Alfred Rawls	893	182	0	0	1,075
1988	Ivy Joe Hunter	451	160	0	272	883
1987	Mark Higgs	1,278	123	0	0	1,401
1986	Marc Logan	546	155	0	158	859
1985	Marc Logan	715	314	0	285	1,314
1984	George Adams	1,085	330	0	274	1,689
1983	George Adams	763	154	0	151	1,068
1982	George Adams	720	43	0	345	1,108
1981	Rick Massie	0	448	0	0	448
1980	Randy Brooks	578	180	0	42	800
1979	Chris Jones	770	85	0	17	872
1978	Felix Wilson	0	727	0	0	727
1977	Derrick Ramsey	618	0	0	0	618
1976	Chris Hill	606	93	-7	270	962
1975	Sonny Collins	1,150	-1	0	40	1,189
1974	Sonny Collins	970	23	0	73	1,066
1973	Sonny Collins	1,213	64	0	70	1,347
1972	Doug Kotar	361	-1	0	244	604
1971	Doug Kotar	375	40	0	589	1,004
1970	David Hunter	49	224	0	489	762
1969	Roger Gann	646	329	0	391	1,366
1968	Dicky Lyons	392	201	256	447	1,396
1967	Dicky Lyons	473	76	390	474	1,413
1966	Larry Seiple	256	499	0	120	875
1965	Larry Seiple	446	635	0	159	1,240
1964	Rodger Bird	671	191	147	195	1,204
1963	Rodger Bird	382	208	45	332	967



1962	Darrell Cox	363	310	131	296	1,100
1961	Tom Hutchinson	0	543	0	0	543
1960	Calvin Bird	129	222	119	344	814
1959	Calvin Bird	336	151	169	426	1,082
1958	Calvin Bird	168	373	18	231	790
1957	Bobby Cravens	669	143	78	239	1,129
1956	Bobby Cravens	338	0	90	180	608
1955	Don Netoskie	276	112	119	175	682
1954	Dick Mitchell	361	27	109	158	655
1953	Steve Meilinger	336	308	67	127	838
1952	Steve Meilinger	382	326	0	41	749
1951	Harry Jones	361	104	64	435	964

Annual Punting Leaders

Yr	Player	No	Yards	Avg	Long
2022	Colin Goodfellow	32	1,328	41.5	60
2021	Colin Goodfellow	35	1,608	45.9	70
2020	Max Duffy	42	1,895	45.1	75
2019	Max Duffy	49	2,358	48.1	70
2018	Max Duffy	60	2,687	44.8	67
2017	Matt Panton	64	2,707	42.3	71
2016	Grant McKinniss	58	2,273	39.2	61
2015	Landon Foster	61	2,459	40.3	53
2014	Landon Foster	66	2,810	42.2	60
2013	Landon Foster	68	2,807	41.3	59
2012	Landon Foster	61	2,617	42.9	58
2011	Ryan Tydlacka	79	3,448	43.6	64
2010	Ryan Tydlacka	47	2,059	43.8	73
2009	Ryan Tydlacka	64	2,557	40.0	59
2008	Tim Masthay	53	2,397	45.2	72
2007	Tim Masthay	50	1,992	39.8	63
2006	Tim Masthay	50	1,959	39.2	60
2005	Tim Masthay	54	1,965	36.4	59
2004	Sevin Sucurovic	34	1,493	43.9	61
2003	Anthony Thornton	65	2,715	41.5	58
2002	Glenn Pakulak	66	3,008	45.6	71
2001	Glenn Pakulak	56	2,492	44.5	69
2000	Seth Hanson	33	1,223	37.1	55
1999	Andy Smith	47	2,009	42.7	59
1998	Jimmy Carter	38	1,491	39.2	58
1997	Jimmy Carter	39	1,569	40.2	64
1996	Jimmy Carter	91	3,597	39.5	68
1995	Jimmy Carter	61	2,171	35.6	65
1994	Nicky Nickels	64	2,554	39.9	58
1993	Nicky Nickels	28	1,073	38.3	68
1992	Jason Todd	57	2,198	38.6	55
1991	Bill Hawk	54	2,255	41.8	75
1990	Bill Hawk	67	2,701	40.3	68
1989	Bill Hawk	64	2,392	37.4	59
1988	Jeff Nelson	33	1,355	41.1	58
1987	Jay Tesar	54	2,152	39.9	60
1986	Jeff Nelson	41	1,648	40.2	67
1985	Jay Tesar	68	2,758	40.6	67
1984	Paul Calhoun	60	2,677	44.6	62
1983	Paul Calhoun	69	2,981	43.2	80
1982	Paul Calhoun	59	2,446	41.5	60
1981	Randy Jenkins	66	2,542	37.7	60
1980	Randy Jenkins	45	1,783	39.6	67
1979	Chris Poulton	51	1,884	36.9	55
1978	Kevin Kelly	58	2,007	34.6	52
1977	Kevin Kelly	58	2,305	39.7	71
1976	Pete Gemmill	48	1,847	38.5	64
1975	Pete Gemmill	61	2,276	37.3	66
1974	John Tatterson	52	2,164	41.6	56
1973	John Tatterson	64	2,337	36.5	55
1972	John Tatterson	75	2,992	39.9	71

1971	Gary Knutson	65	2,345	36.1	48
1970	Dave Hardt	90	3,471	38.6	65
1969	Dave Hardt	80	3,257	40.7	71
1968	Dave Hardt	78	3,009	38.4	56
1967	Dicky Lyons	46	1,733	38.5	67
1966	Larry Seiple	64	2,443	38.2	64
1965	Larry Seiple	55	2,188	39.8	66
1964	Larry Seiple	35	1,475	42.1	63
1963	Rodger Bird	42	1,469	34.9	63
1962	Darrell Cox	58	2,142	36.9	65
1961	Darrell Cox	50	1,746	34.9	53
1960	Charles Sturgeon	33	1,192	36.1	51
1959	Charles Sturgeon	43	1,442	33.5	52
1958	Doug Shively	40	1,420	35.5	54
1957	Lou Michaels	47	1,910	40.6	71
1956	Lou Michaels	57	2,185	38.3	61
1955	Lou Michaels	18	757	42.1	67
1954	Bradley Mills	29	1,000	34.5	-
1953	Steve Meilinger	35	1,288	36.8	-
1952	Jim Mayo	34	1,091	32.1	-
1951	Babe Parilli	63	2,284	34.7	-
1950	Dom Fucci	50	2,047	40.9	-
1949	Dom Fucci	36	1,282	35.6	-
1948	George Blanda	58	2,346	40.4	-
1947	George Blanda	-	-	39.4	-
1946	George Blanda	28	1,106	39.5	-

Annual Scoring Leaders

Yr	Player	TD	PAT	FG	Pts
2022	Matt Ruffolo	0	25	16	73
2021	Matt Ruffolo	0	54	10	84
2020	Chris Rodriguez Jr.	11	0	0	66
2019	Lynn Bowden Jr.	14	0	0	84
2018	Benny Snell Jr.	16	0	0	96
2017	Benny Snell Jr.	19	1	0	116
2016	Austin MacGinnis	0	44	16	92
2015	Austin MacGinnis	0	22	13	61
2014	Austin MacGinnis	0	41	21	104
2013	Joe Mansour	1	28	12	70
2012	Craig McIntosh	0	27	8	51
2011	Craig McIntosh	0	20	12	56
2010	Randall Cobb	13	2	0	82
2009	Randall Cobb	15	0	0	90
2008	Lones Seiber	0	34	11	67
2007	Lones Seiber	0	51	16	99
2006	Keenan Burton	13	0	0	78
2005	Taylor Begley	0	27	12	63
2004	Taylor Begley	0	20	9	47
2003	Taylor Begley	0	40	6	58
2002	Artose Pinner	15	0	0	90
2001	Derek Abney	7	0	0	42
2000	Seth Hanson	0	23	15	68
1999	Marc Samuel	0	35	14	77
1998	Craig Yeast	15	0	0	90
1997	Craig Yeast	12	0	0	72
1996	Brian Johnson	0	16	5	31
1995	Moe Williams	17	0	0	102
1994	Moe Williams	5	0	0	30
1993	Poogie Jones	6	0	0	36
1992	Doug Pelfrey	0	21	14	63
1991	Doug Pelfrey	0	20	10	50
1990	Al Baker	12	0	0	72
1989	Ken Willis	0	13	17	64
1988	Ken Willis	0	21	12	57
1987	Joey Worley	0	26	14	68
1986	Joey Worley	0	19	17	70

1985	Joey Worley	0	15	19	72
1984	George Adams	14	0	0	84
1983	George Adams	8	1	0	50
1982	George Adams	5	1	0	32
1981	Tom Griggs	0	14	6	32
1980	Tom Griggs	0	16	9	43
1979	Chris Jones	7	2	0	46
1978	Tom Griggs	0	15	6	33
1977	Derrick Ramsey	13	1	0	80
1976	Derrick Ramsey	10	0	0	60
1975	John Pierce	0	12	10	42
1974	Mike Fanuzzi	11	0	0	66
1973	Sonny Collins	13	1	0	80
1972	Gary Knutson	6	0	0	36
1971	Lee Clymer	4	0	0	24
1970	Bob Jones	0	9	10	39
1969	Bob Jones	0	8	4	20
1968	Dicky Lyons	11	0	0	66
1967	Dicky Lyons	11	4	1	73
1966	Larry Seiple	5	2	0	34
1965	Rodger Bird	13	0	0	78
1964	Rodger Bird	10	0	0	60
1963	Rodger Bird	4	0	0	24
	Darrell Cox	4	0	0	24
	Ken Bocard	4	0	0	24
1962	Perky Bryant	4	0	0	24
1961	Tom Hutchinson	4	3	0	30
1960	Tom Hutchinson	5	0	0	30
	Calvin Bird	5	0	0	30
	Bill Ransdell	5	0	0	30
1959	Calvin Bird	8	7	0	55
1958	Calvin Bird	10	5	0	65
1957	Bobby Cravens	4	0	0	24
1956	Delmar Hughes	2	14	0	26
1955	Bob Hardy	9	8	0	62
1954	Bob Hardy	4	5	0	29
1953	Bob Hardy	5	7	0	37
1952	Steve Meilinger	8	0	0	48
1951	Harry Jones	5	29	1	62
1950	Wilbur Jamerson	12	0	0	72
1949	Don Phelps	7	1	0	43
1948	W. Jones/C. Webb	5	0	0	30
1947	Don Phelps	5	0	0	30
1946	Don Phelps	7	0	0	42

Annual Kickoff Return Leaders

Yr	Player	No	Yds	Avg	TD	Long
2022	Barion Brown	16	440	27.5	1	100
2021	Zach Johnson	14	259	18.5	0	27
2020	Zach Johnson	11	228	20.7	0	33
2019	Lynn Bowden Jr.	9	229	24.4	0	37
2018	Lynn Bowden Jr.	25	539	21.6	0	42
2017	Lynn Bowden Jr.	37	869	23.5	0	93
2016	Jeff Badet	15	344	22.9	0	39
2015	Sihiem King	23	498	21.7	0	48
2014	S. "Boom" Williams	19	511	26.9	0	75
2013	Javess Blue	25	510	20.4	0	42
2012	DeMarcus Sweat	25	512	20.5	0	51
2011	Mychal Bailey	29	600	20.7	0	36
2010	Derrick Locke	15	395	26.3	0	40
2009	Derrick Locke	23	639	27.8	1	100
2008	Winston Guy	10	291	29.1	0	96
2007	Keenan Burton	28	679	24.2	0	42
2006	Keenan Burton	31	765	24.7	1	100
2005	Draak Davis	18	461	25.6	0	39

2004	Draak Davis	23	438	19.0	0	29
2003	Derek Abney	32	772	24.1	0	48
2002	Derek Abney	30	804	26.8	2	100
2001	Derek Abney	33	739	22.4	0	38
2000	Kendrick Shanklin	34	730	21.5	0	45
1999	Dougie Allen	8	246	30.8	0	53
1998	Craig Yeast	14	410	29.3	1	100
1997	Craig Yeast	15	345	23.0	1	97
1996	Kio Sanford	15	240	16.0	0	33
1995	Kio Sanford	23	554	24.1	0	57
1994	Kio Sanford	33	820	24.9	1	96
1993	Clyde Rudolph	10	209	20.9	0	44
1992	Kurt Johnson	19	330	17.4	0	29
1991	Kurt Johnson	21	406	19.3	0	52
1990	John Bolden	21	407	19.4	0	43
1989	Kurt Johnson	21	537	25.6	1	100
1988	Ivy Joe Hunter	12	272	22.7	0	37
1987	Dee Smith	12	291	24.3	0	75
1986	Cornell Burbage	15	347	23.1	0	57
1985	Marc Logan	17	285	16.8	0	36
1984	Marc Logan	11	289	26.2	0	44
1983	Tony Mayes	14	375	26.7	0	48
1982	George Adams	16	345	21.6	0	55
1981	Tom Petty	6	144	24.0	0	33
1980	Tom Petty	12	219	18.3	0	41
1979	Tom Petty	19	382	20.1	0	49
1978	Henry Parks	14	334	23.9	0	57
1977	Dallas Owens	8	120	15.0	0	24
1976	Chris Hill	13	270	20.5	0	31
1975	Steve Campassi	10	195	19.5	0	28
1974	Dallas Owens	15	301	20.1	0	37
1973	Greg Woods	11	158	14.4	0	33
1972	Steve Campassi	15	277	18.5	0	43
1971	Doug Kotar	24	589	24.5	1	98
1970	David Hunter	25	489	19.2	0	-
1969	Roger Gann	18	391	21.7	1	95
1968	Dicky Lyons	22	447	20.3	0	34
1967	Dicky Lyons	18	474	26.3	1	95
1966	Dicky Lyons	16	267	16.8	0	31
1965	Rodger Bird	18	382	21.2	0	36
1964	Frank Antonini	11	222	20.1	0	39
1963	Rodger Bird	11	332	30.1	1	92
1962	Darrell Cox	14	296	21.1	0	37
1961	Bill Ransdell	7	161	23.0	0	31
	Billy Bird	7	149	21.2	0	28
1960	Calvin Bird	14	344	24.5	0	66
1959	Calvin Bird	14	426	30.4	1	89
1958	Calvin Bird	9	231	23.6	0	40
1957	Bobby Cravens	12	239	20.0	0	32
1956	Bobby Cravens	9	180	20.0	0	35
1955	Don Netoskie	9	175	19.5	0	26
1954	Dick Mitchell	9	158	17.7	0	-
1953	Steve Meilinger	7	127	18.1	0	-
1952	Larry Jones	11	232	21.1	0	-
1951	Harry Jones	17	435	25.6	0	-
1950	Not reported					
1949	Don Phelps	7	231	33.0	0	-
1948	Ralph Genito	6	124	20.6	0	-
1947	Don Phelps	9	163	18.8	0	-
1946	Bill Chambers	8	242	30.2	-	-

Annual Punt Return Leaders

Yr	Player	No	Yds.	Avg	TD	LG
2022	Tayvion Robinson	15	83	5.5	0	26
2021	Josh Ali	9	133	14.8	1	74
2020	Josh Ali	6	62	10.3	0	39



2019	Josh Ali	14	88	6.3	0	19
2018	David Bouvier	10	52	5.2	0	21
2017	Charles Walker	7	94	13.4	0	52
2016	Charles Walker	15	117	7.8	1	65
2015	Ryan Timmons	8	59	7.4	0	19
2014	Demarco Robinson	24	178	7.4	0	22
2013	Demarco Robinson	11	114	10.4	0	33
2012	Demarco Robinson	18	117	6.5	0	27
2011	Randall Burden	15	26	1.7	0	11
2010	Randall Cobb	28	219	7.8	1	50
2009	Randall Cobb	24	308	12.8	1	73
2008	Dicky Lyons Jr.	20	247	12.4	0	44
2007	Rafael Little	19	127	6.7	0	18
2006	Rafael Little	14	317	22.6	1	84
2005	Rafael Little	21	355	16.9	0	57
2004	Dicky Lyons	12	55	4.6	0	14
2003	Derek Abney	29	285	9.8	1	80
2002	Derek Abney	36	544	15.1	4	86
2001	Derek Abney	22	212	9.6	1	47
2000	Kendrick Shanklin	14	16	1.1	0	8
1999	Kendrick Shanklin	16	216	13.5	1	56
1998	Craig Yeast	11	33	3.0	0	12
1997	Craig Yeast	7	109	15.6	1	85
1996	Kio Sanford	16	126	7.9	0	62
1995	Antonio O'Ferral	13	67	5.2	0	13
1994	Kio Sanford	24	202	8.4	0	36
1993	Matt Riazzi	26	140	5.4	0	22
1992	Kurt Johnson	25	187	7.5	0	35
1991	Kurt Johnson	17	129	7.6	0	39
1990	Chris Tolbert	15	124	8.3	0	31
1989	Chris Tolbert	16	212	13.3	1	58
1988	Chris Tolbert	32	250	7.8	0	49
1987	Dee Smith	24	242	10.1	1	64
1986	Cornell Burbage	25	167	6.7	0	35
1985	Brian Williams	20	223	11.2	1	57
1984	Brian Williams	11	63	5.7	0	28
1983	Brian Williams	29	284	9.8	0	47
1982	Andy Molls	11	104	8.9	0	64
1981	Andy Molls	33	420	13.4	1	87
1980	Chris Jacobs	28	127	4.5	0	22
1979	Larry Carter	31	221	7.1	1	60
1978	Larry Carter	29	354	12.2	2	88
1977	Mike Siganos	43	308	7.2	0	43
1976	Mike Siganos	40	216	5.4	0	19
1975	Mike Siganos	30	261	8.7	0	66
1974	Ben Thomas	24	192	8.0	0	47
1973	Jeff Woodcock	26	41	1.6	0	15
1972	Steve Phillips	17	187	11.0	0	39
1971	Emmett Burnam	7	35	5.0	0	12
1970	Jim Lett	10	76	7.6	0	-
1969	Paul Martin	17	121	7.1	0	44
1968	Dicky Lyons	20	256	12.8	0	59
1967	Dicky Lyons	24	390	16.3	1	71
1966	Dicky Lyons	25	419	16.8	2	97
1965	Terry Beadles	16	185	11.6	0	25
1964	Rodger Bird	12	147	12.2	0	47
1963	Rodger Bird	4	45	11.2	0	15
	Darrell Cox	4	17	4.2	0	8
1962	Darrell Cox	13	131	10.1	0	26
1961	Darrell Cox	21	281	13.4	1	86
1960	Calvin Bird	11	119	10.8	0	34
	Jimmy Poynter	11	116	10.5	0	21
1959	Calvin Bird	10	169	16.9	2	62
1958	Glenn Shaw	5	46	9.2	0	15
1957	Bobby Cravens	9	78	8.2	0	23
1956	Billy Mitchell	11	175	15.9	1	78

1955	Don Netoskie	10	119	11.9	0	38
1954	Dick Mitchell	13	109	8.4	0	-
1953	Steve Meilinger	8	67	8.4	0	-
1952	Wallace Mitchell	14	156	11.1	0	-
1951	Emery Clark	17	128	6.9	0	-
1950	Dom Fucci	16	91	5.7	0	-
1949	Don Phelps	24	201	8.4	0	-
1948	Wilbur Jamerson	15	147	9.8	0	-
1947	Don Phelps	20	224	11.2	0	-
1946	Don Phelps	15	287	19.0	1	88

Annual Interception Leaders

Yr	Player	No	Yds.	Avg	TD	LG
2022	Keidron Smith	2	65	32.5	1	65
2021	Quandre Mosely	2	38	19.0	1	38
	J.J. Weaver	2	21	10.5	0	20
2020	Kelvin Joseph	4	62	15.5	1	41
2019	Jordan Griffin	2	13	6.5	0	15
2018	Darius West	3	51	17.0	0	19
2017	Mike Edwards	4	1	0.2	0	1
2016	Three players with three each					
2015	J.D. Harmon	3	25	8.3	0	25
2014	A.J. Stamps	4	103	25.8	0	50
2013	Three players with one each					
2012	J.D. Harmon	2	8	4.0	0	8
2011	Danny Trevathan	4	73	18.2	0	28
2010	Winston Guy	3	-2	-0.7	0	0
2009	Sam Maxwell	6	92	15.3	1	56
2008	Trevard Lindley	4	55	13.8	1	28
	Marcus McClinton	4	20	5.0	0	20
2007	Trevard Lindley	3	33	11.0	0	33
2006	Marcus McClinton	4	13	3.3	0	13
2005	Bo Smith	2	54	27.0	0	31
2004	Muhammad Abdullah	3	20	6.7	0	20
2003	Muhammad Abdullah	4	6	1.5	0	6
2002	Three players with two each					
2001	David Johnson	2	29	14.5	0	17
2000	Five players with one each					
1999	Anthony Wajda	5	98	19.6	0	46
1998	David Johnson	2	51	25.5	0	42
1997	Tremayne Martin	5	0	0.0	0	0
1996	Van Hiles	3	20	6.7	0	20
1995	Leman Boyd	3	4	1.3	0	4
1994	Van Hiles	3	61	20.3	1	61
1993	Marcus Jenkins	6	45	7.5	0	19
1992	Willie Cannon	3	54	18.0	0	29
1991	Brad Armstead	4	92	23.0	0	52
1990	Four players with one each					
1989	Ron Robinson	3	54	18.0	0	37
	Albert Burks	3	31	10.3	0	14
	Jeff Brady	3	1	0.3	0	4
1988	Jay Dortch	2	0	0.0	0	0
1987	Tony Massey	4	69	17.3	1	38
1986	Tony Mayes	4	33	8.3	0	30
1985	Russell Hairston	4	26	6.5	0	20
1984	Paul Calhoun	7	91	13.0	0	36
1983	Kerry Baird	3	56	18.6	1	35
1982	Two players with two each					
1981	Greg Long	4	176	44.0	1	91
	Kerry Baird	4	55	14.3	0	22
1980	Chris Jacobs	3	60	20.0	0	36
1979	Larry Carter	3	75	25.0	0	45
	Andy Molls	3	27	9.0	0	23
	John Bow	3	24	8.0	0	16
1978	Larry Carter	5	62	12.4	0	22
1977	Dallas Owens	4	104	26.0	2	81

1976	Dave Hayden	5	69	13.8	0	28
1975	Ray Carr	4	0	0.0	0	0
1974	Ben Thomas	5	82	16.4	0	25
1973	Darryl Bishop	5	123	24.6	0	83
1972	Darryl Bishop	5	149	29.8	1	97
1971	Jeff Woodcock	6	37	6.2	0	32
1970	Emmett Burnam	5	43	8.6	0	28
	Wilbur Hackett	5	22	4.4	0	7
	Jasper Swindle	5	22	4.4	0	12
1969	Dave Van Meter	3	0	0.0	0	0
1968	Dave Hunter	3	197	65.7	1	100
1967	Charles Blackburn	2	5	2.5	0	5
1966	Jerry Davis	4	41	10.3	0	22
1965	Terry Beadles	6	77	12.8	0	32
1964	Rodger Bird	3	97	32.3	1	95
1963	Bob Kosid	4	30	7.5	0	13
	Talbot Todd	4	12	3.0	0	12
1962	Darrell Cox	3	15	5.0	0	15
1961	Darrell Cox	4	0	0.0	0	0
1960	Tom Hundley	3	63	21.0	0	28
	Jerry Eisaman	3	60	20.0	0	35
	Leeman Bennett	3	44	14.6	0	36
1959	12 players with one each					
1958	Two players with two each					
1957	Lowell Hughes	3	52	17.3	0	25
	Kenny Robertson	3	7	2.3	0	4
1956	Four players with two each					
1955	Dave Kuhn	3	18	6.0	0	9
1954	Dave Kuhn	3	29	9.7	0	-
1953	Steve Meilinger	4	69	17.3	0	-
1952	Bradley Mills	6	30	5.0	0	-
1951	Doug Moseley	5	37	7.4	0	-
1950	Dom Fucci	4	63	15.8	1	-
1949	Jerry Claiborne	9	130	14.4	0	-
1948	Three players with three each					
1947	Bill Moseley	4	37	9.3	-	-
	Bill Boller	4	66	16.5	-	-

Annual Tackle Leaders

Yr	Player	Solo	Asst	Total
2022	D'Eryk Jackson	27	40	67
2021	Jacquez Jones	40	46	86
2020	Jamin Davis	50	52	102
2019	Yusuf Corker	46	28	74
2018	Josh Allen	56	32	88
2017	Mike Edwards	53	44	97
2016	Jordan Jones	74	35	109
2015	Josh Forrest	39	54	93
2014	Josh Forrest	63	47	110
2013	Avery Williamson	46	56	102
2012	Avery Williamson	70	65	135
2011	Danny Trevathan	67	76	143
2010	Danny Trevathan	85	59	144
2009	Micah Johnson	51	54	105
2008	Braxton Kelley	49	49	98
2007	Wesley Woodyard	78	61	139
2006	Wesley Woodyard	80	42	122
2005	Wesley Woodyard	75	25	100
2004	Jon Sumrall	49	23	72
2003	Chad Anderson	73	52	125
2002	Quentus Cumby	52	35	87
2001	Chris Gayton	52	41	93
2000	Marlon McCree	65	20	85
1999	Jeff Snedegar	63	21	84
1998	Jeff Zurcher	75	13	88
1997	Jeff Snedegar	62	35	97

1996	Leman Boyd	77	20	97
1995	Mike Schellenberger	63	41	104
1994	Melvin Johnson	88	41	129
1993	Marty Moore	81	35	116
1992	Marty Moore	-	-	148
1991	Marty Moore	-	-	183
1990	Randy Holleran	-	-	174
1989	Craig Benzinger	77	82	159
1988	Randy Holleran	102	59	161
1987	Jeff Kremer	90	90	180
1986	Larry Smith	64	70	134
1985	Larry Smith	82	70	152
1984	Cam Jacobs	88	57	145
1983	Kevin McClelland	74	63	137
1982	John Grimsley	91	65	156
1981	John Grimsley	89	64	153
1980	Scott Schroeder	82	62	144
1979	Lester Boyd	77	55	132
1978	Jim Kovach	92	72	164
1977	Mike Martin	69	56	125
1976	Jim Kovach	94	49	143
1975	Jim Kovach	76	68	154
1974	Tom Ehlers	91	83	174
1973	Frank LeMaster	82	68	150
1972	Darryl Bishop	79	57	136
1971	Darryl Bishop	73	73	146
1970	Joe Federspiel	82	43	125



LONGEST PLAYS

Rushing

t91	Harry Jones vs. George Washington, 1951
t88	Jalen Whitlow vs. Alabama Staet, 2013
88	Bernie Scruggs vs. Georgia, 1970
t88	Bill Ransdell vs. Xavier, 1960
t87	Josh Clemons vs. Central Michigan, 2011
t85	Mark Higgs vs. Utah State, 1987
t85	Don Phelps vs. Michigan State, 1946
t84	Mark Higgs vs. Vanderbilt, 1984
t83	Derrick Locke vs. Vanderbilt, 2010
t83	Ralph Genito vs. Miami (Fla.), 1948
t82	Pete Venable vs. Bowling Green, 1979
t82	Bob Kosid vs. Detroit, 1963
t80	Quentin McCord vs. South Carolina, 1998
t80	Ken Northington vs. Vanderbilt, 1974
t79	Chris Rodriguez Jr. vs. South Carolina, 2020
t79	Donald Russell vs. Eastern Kentucky, 2009
76	Moe Williams vs. South Carolina, 1995
t76	Mark Higgs vs. Rutgers, 1984
t76	Rodger Bird vs. LSU, 1964
t75	A.J. Rose vs. Louisville, 2018
75	Stephen Johnson vs. Tennessee, 2016
t75	S. "Boom" Williams vs. Louisiana Lafayette, 2015
t74	Chris Rodriguez Jr. vs. Vanderbilt, 2020
t73	Braylon Heard vs. UT Martin, 2014
t73	Randall Cobb vs. Vanderbilt, 2010
t73	Alfred Rawls vs. LSU, 1989
73	Rod Stewart vs. Georgia, 1978
t72	Chris Rodriguez Jr. vs. Vanderbilt, 2022
72	A.J. Rose vs. Ole Miss, 2020
t71	Benny Snell Jr. vs. Missouri, 2017
71	Jojo Kemp vs. Tennessee, 2016
70	Kavosiey Smoke vs. Louisville, 2019
70	Derick Logan vs. Vanderbilt, 1996
t70	Moe Williams vs. Florida, 1993
t70	Larry Seiple vs. Ole Miss, 1965
t70	Norman Klein vs. Xavier, 1948

Passing

t97	Tim Couch/Craig Yeast vs. Florida, 1998
t92	Dave Bair/Dicky Lyons Sr. vs. Georgia, 1968
89	Jared Lorenzen/Derek Smith vs. Georgia, 2000
t88	Maxwell Smith/Javess Blue vs. Miami (Ohio), 2013
t87	Tim Couch/Kio Sanford vs. Tennessee, 1997
t86	Jared Lorenzen/Ernest Simms vs. Georgia, 2000
t83	Patrick Towles/Javess Blue vs. ULM, 2014
t83	Randy Jenkins/Allan Watson vs. Indiana, 1980
82	Bill Ransdell/Cisco Bryant vs. BGSU, 1985
t80	Andre' Woodson/Dicky Lyons Jr. vs. Louisville, 2006
t80	Dusty Bonner/Quentin McCord vs. Vanderbilt, 1999
t80	Tim Couch/Kio Sanford vs. Louisville, 1997
t80	Larry McCrimmon/Felix Wilson vs. Florida, 1978
79	Will Levis/W. Robinson vs. NMSU, 2021
79	P. Towles/D.Robinson vs. UT Martin, 2014
t79	Andre' Woodson/Scott Mitchell vs. Indiana, 2005
t79	Matt Mumme/Garry Davis vs. Indiana, 1998
t78	Matt Mumme/Vincent Harrison vs. Vanderbilt, 1998
78	Terry Beadles/Larry Seiple vs. Tennessee, 1966
t77	Pookie Jones/Tim Calvert vs. Cincinnati, 1992
t77	Derrick Ramsey/Dave Trosper vs. Tennessee, 1975
t77	Jerry Woolum/Tom Hutchinson vs. LSU, 1961

t76	Rick Norton/Bob Windsor vs. Auburn, 1965
t75	Stephen Johnson/Garrett Johnson vs. Louisville, 2016
t75	Jared Lorenzen/Quentin McCord vs. Georgia, 2000
75	Dicky Lyons Sr./Dan Spanish vs. Vanderbilt, 1966
t75	Rick Norton/Larry Seiple vs. Houston, 1965

Punts

80	Paul Calhoun vs. Indiana, 1983
78	Randy Jenkins vs. Tennessee, 1983
75	Max Duffy vs. Auburn, 2020
75	Bill Hawk vs. Tennessee, 1991
73	Ryan Tydlacka vs. Ole Miss, 2010
72	Tim Masthay vs. Mississippi State, 2008
71	Matt Pantone vs. Eastern Michigan, 2017
71	Glenn Pakulak vs. Tennessee, 2002
71	Kevin Kelly vs. Mississippi State, 1977
71	John Tatterson vs. LSU, 1972
71	Dave Hardt vs. Virginia Tech, 1969
71	Lou Michaels vs. Florida, 1957

Field Goals

54	Austin MacGinnis vs. Tennessee, 2014
53	Austin MacGinnis vs. Missouri, 2017
53	Austin MacGinnis vs. Ohio, 2014
53	Doug Pelfrey vs. Indiana, 1991
53	Doug Pelfrey vs. Cincinnati, 1991
52	Taylor Begley vs. Alabama, 2004
52	Doug Pelfrey vs. LSU, 1992
52	Doug Pelfrey vs. Mississippi State, 1992
52	Doug Pelfrey vs. Florida, 1991
52	Joey Worley vs. Wisconsin, 1984
52	Rick Strein vs. Kansas, 1981
52	Joe Bryant vs. Virginia Tech, 1977
52	John Pierce vs. Florida, 1974
51	Austin MacGinnis vs. Mississippi State, 2016
51	Austin MacGinnis vs. Florida, 2014
51	Ryan Tydlacka vs. South Carolina, 2008
51	Taylor Begley vs. Florida, 2004
51	Joe Bryant vs. Georgia, 1977
51	Joe Bryant vs. Georgia, 1977
50	Matt Ruffolo vs. Miami (OH), 2022
50	Matt Ruffolo vs. Missouri, 2020
50	Matt Ruffolo vs. Arkansas, 2019
50	Austin MacGinnis vs. Florida, 2017
50	Craig McIntosh vs. Ole Miss, 2010
50	Craig McIntosh vs. Pittsburgh, 2010
50	Doug Pelfrey vs. Florida, 1992
50	Doug Pelfrey vs. LSU, 1991
50	Doug Pelfrey vs. Central Michigan, 1990
50	Ken Willis vs. North Carolina, 1989
50	Joey Worley vs. Vanderbilt, 1984
50	Chris Caudell vs. Kansas State, 1983

Punt Returns

t97	Dicky Lyons Sr. vs. Houston, 1966
t88	Larry Carter vs. Virginia Tech, 1978
t88	Don Phelps vs. Marquette, 1946
t87	Andy Molls vs. Vanderbilt, 1981
t86	Derek Abney vs. Arkansas, 2002
t85	Craig Yeast vs. South Carolina, 1997
t84	Rafael Little vs. Louisiana-Monroe, 2006

t84	Darrell Cox vs. Florida State, 1961
t80	Derek Abney vs. Mississippi State, 2003
t78	Bill Mitchell vs. Maryland, 1956
t74	Josh Ali vs. Mississippi State, 2021
t73	Randall Cobb vs. Louisiana-Monroe, 2009
t73	Larry Carter vs. Ole Miss, 1978
t72	Dicky Lyons Sr. vs. Tennessee, 1966
t72	Harry Jones vs. Villanova, 1952
t71	Dicky Lyons Sr. vs. Auburn, 1967
t69	Derek Abney vs. Mississippi State, 2002
t67	Lynn Bowden Jr. vs. Missouri, 2018
67	Andy Molls vs. Vanderbilt, 1981
t65	Charles Walker vs. New Mexico State, 2016
t64	Dee Smith vs. Utah State, 1987
64	Andy Molls vs. Virginia Tech, 1982
62	Kio Sanford vs. Louisville, 1996
62	Dicky Lyons Sr. vs. West Virginia, 1966
t62	Calvin Bird vs. Tennessee, 1959
61	Mike Siganos vs. Georgia, 1975
t61	Emery Clark vs. Georgia, 1949
t60	Larry Carter vs. Bowling Green, 1979

Kickoff Returns

t100	Barion Brown vs. Miami (OH), 2022
t100	Derrick Locke vs. Louisville, 2009
t100	Derrick Locke vs. Western Kentucky, 2008
t100	Keenan Burton vs. Louisville, 2006
t100	Derek Abney vs. Florida, 2002
t100	Craig Yeast vs. Florida, 1998
t100	Kurt Johnson vs. Georgia, 1989
t99	David Jones vs. East Carolina, 2008 season (2009 bowl)
t99	Rafael Little vs. Idaho State, 2005
t98	Doug Kotar vs. Clemson, 1971
t97	Craig Yeast vs. Vanderbilt, 1997
96	Winston Guy vs. Georgia, 2008
t96	Kio Sanford vs. Northeast Louisiana, 1994
t95	Derek Abney vs. Vanderbilt, 2002
t95	Craig Yeast vs. South Carolina, 1996
t95	Roger Gann vs. Indiana, 1969
t95	Dicky Lyons Sr. vs. LSU, 1967
93	Lynn Bowden Jr. vs. Vanderbilt, 2017
93	Keenan Burton vs. Idaho State, 2005
t92	Rodger Bird vs. Virginia Tech, 1963
91	Don Phelps vs. Georgia, 1949
91	Don Phelps vs. Ole Miss, 1946

Interception Returns

100	David Hunter vs. West Virginia, 1968
t97	Darryl Bishop vs. Miss. State, 1972
t95	Tyrell Ajian vs. UT Chattanooga, 2021
t95	David Johnson vs. Cincinnati, 1986
t95	Rodger Bird vs. Auburn, 1964
t93	Don Frampton vs. Ole Miss, 1949
t91	Greg Long vs. North Texas State, 1981
t89	Joe Stephan vs. Florida, 1969
t85	Jamin Davis vs. Tennessee, 2020
83	Darryl Bishop vs. Miss. State, 1973
t82	Quentus Cumby vs. Indiana, 2002
t81	Dallas Owens vs. LSU, 1977
t81	Josh Forrest vs. Louisville, 2015
t80	John Netoskie vs. Miami (Fla.), 1949

Blocked Field Goal Return

t76	Trevin Wallace vs. Florida, 2021
t72	Bo Smith vs. Vanderbilt, 2005
t68	Anwar Stewart vs. Alabama, 1997
t57	David Jones vs. Vanderbilt, 2008

t-touchdown



300-YARD PASSERS

Yds Player/Game

528	Jared Lorenzen vs. Georgia, 2000 (39-58-2, 2 TD)	324	Tim Couch vs. Georgia, 1997 (41-55-3, 1TD)
499	Tim Couch vs. Arkansas, 1998 (47-67-1, 3 TD)	323	Drew Barker vs. Southern Miss, 2016 (15-24-1, 4 TD)
498	Tim Couch vs. Louisville, 1998 (29-39-0, 7 TD)	322	Jared Lorenzen vs. Louisville, 2000 (22-34-3, 3 TD)
492	Tim Couch vs. Vanderbilt, 1998 (44-53-3, 5 TD)	322	Bill Ransdell vs. Vanderbilt, 1985 (30-56-0, 1 TD)
476	Tim Couch vs. Tennessee, 1997 (35-50-3, 2 TD)	320	Jared Lorenzen vs. Miss. St., 2001 (26-46-2, 2 TD)
453	Jared Lorenzen vs. Vanderbilt, 2001 (26-37-0, 6 TD)	315	Tim Couch vs. South Carolina, 1998 (29-42-0, 3 TD)
450	Andre' Woodson vs. Vanderbilt, 2006 (29-42-0, 4 TD)	313	Bill Ransdell vs. Bowling Green, 1985 (15-34-1, 1 TD)
446	Dusty Bonner vs. Louisville, 1999 (34-62-2, 3 TD)	310	Stephen Johnson vs. NM State, 2016 (17-22-0, 3 TD)
430	Andre' Woodson vs. Tennessee, 2007 (39-62-2, 6 TD)	310	Maxwell Smith vs. Miami (OH), 2013 (15-23-0, 3 TD)
428	Tim Couch vs. NE Louisiana, 1997 (34-43-1, 6 TD)	305	Jared Lorenzen vs. Middle Tenn., 2002 (22-311, 3 TD)
421	Dusty Bonner vs. Georgia, 1999 (33-52-1, 4 TD)	304	Jared Lorenzen vs. S. Carolina, 2000 (34-52-2, 1 TD)
419	Will Levis vs. N. Mexico State 2021 (21-31-1, 4 TD)	304	Dusty Bonner vs. Indiana, 1999 (24-31-1, 5 TD)
415	Andre' Woodson vs. Florida, 2007 (35-50-0, 5 TD)	303	Will Levis vs. Miami (OH), 2022 (21-32-1, 3 TD)
410	Tim Couch vs. Louisiana State, 1997 (41-66-3, 4 TD)	303	Will Levis vs. North Illinois, 2022 (18-26-0, 4 TD)
406	Jared Lorenzen vs. Tennessee, 2001 (34-53-1, 4 TD)	302	Bill Ransdell vs. Tulane, 1985 (22-34-2, 0 TD)
406	Tim Couch vs. Florida, 1998 (40-61-2, 3 TD)	301	Andre' Woodson vs. FAU, 2007 (26-33-1, 5 TD)
398	Tim Couch vs. Louisville, 1997 (36-50-1, 4 TD)	301	Tim Couch vs. Indiana, 1998 (38-53-4, 1 TD)
391	Tim Couch vs. Louisiana State, 1998 (37-50-1, 3 TD)	300	Mike Hartline vs. Ole Miss, 2010 (27-46-1, 2 TD)
390	Patrick Towles vs. Mississippi St., 2014 (24-43-0, 2 TD)	300	Bill Ransdell vs. Cincinnati, 1985 (16-26-2, 2 TD)
385	Jared Lorenzen vs. Vanderbilt, 2000 (33-55-1, 2 TD)		
382	Jared Lorenzen vs. S. Florida, 2000 (30-57-1, 3 TD)		
377	Will Levis vs. Youngstown St., 2022 (27-35-2, 2 TD)		
377	Patrick Towles vs. UT Martin, 2014 (20-29-0, 1 TD)		
377	Jared Lorenzen vs. Georgia, 2001 (32-54-2, 3 TD)		
373	Rick Norton vs. Houston, 1965 (19-35-4, 2 TD)		
372	Will Levis vs. Tennessee (31-49-1, 3 TD)		
372	Tim Couch vs. ECU, 1998 (32-41-0, 5 TD)		
369	Patrick Towles vs. Florida, 2014 (24-45-3, 3 TD)		
367	Will Levis vs. ULM (18-26-1, 4 TD)		
363	Jared Lorenzen vs. Florida, 2000 (35-59-2, 2 TD)		
361	Dusty Bonner vs. Tennessee, 1999 (32-50-5, 3 TD)		
359	Patrick Towles vs. Auburn, 2015 (27-44-1, 0 TD)		
359	Andre' Woodson vs. La-Monroe, 2006 (25-35-0, 3 TD)		
358	Andre' Woodson vs. Florida St., 2007 (32-50-1, 4 TD)		
357	Pookie Jones vs. Mississippi St., 1992 (19-32-0, 1 TD)		
355	Tim Couch vs. Alabama, 1997 (32-49-3, 4 TD)		
354	Maxwell Smith vs. Kent State, 2012 (30-39-0, 4 TD)		
353	Mike Hartline vs. Georgia, 2010 (27-43-1, 4 TD)		
349	Mike Hartline vs. S. Carolina, 2010 (32-42-0, 4 TD)		
349	Tim Couch vs. Mississippi St., 1997 (39-61-1, 4 TD)		
348	Tim Couch vs. Florida, 1997 (33-59-3, 2 TD)		
339	Jared Lorenzen vs. Indiana, 2000 (33-48-0, 2 TD)		
339	Dusty Bonner vs. Connecticut, 1999 (34-40-0, 4 TD)		
338	Stephen Johnson vs. Louisville, 2016 (16-27-1, 3 TD)		
338	Tim Couch vs. Mississippi St., 1998 (35-45-1, 2 TD)		
338	Babe Parilli vs. Cincinnati, 1950 (18-29-0, 5 TD)		
337	Tim Couch vs. Tennessee, 1998 (35-56-1, 2 TD)		
336	Tim Couch vs. Penn State, 1998 (30-48-2, 2 TD)		
335	Andre' Woodson vs. Auburn, 2005 (26-43-1, 1 TD)		
334	Tim Couch vs. Indiana, 1997 (24-34-0, 7 TD)		
332	Maxwell Smith vs. WKU, 2012 (37-60-4, 2 TD)		
329	Patrick Towles vs. ECU, 2015 (29-42-2, 3 TD)		
328	Jared Lorenzen vs. Tennessee, 2000 (24-46-2, 2 TD)		
326	Jared Lorenzen vs. Arkansas, 2003 (28-49-1, 2 TD)		
326	Tim Couch vs. Georgia, 1998 (34-46-2, 2 TD)		
324	Jared Lorenzen vs. Indiana, 2001 (26-47-1, 2 TD)		

100-YARD RECEIVERS

Yds	Player/Game
269	Craig Yeast vs. Vanderbilt, 1998 (16)
206	Craig Yeast vs. Florida, 1998 (6)
185	Rick Kestner vs. Ole Miss, 1964 (9)
181	Wan'Dale Robinson vs. New Mexico State, 2021 (8)
177	Chris Matthews vs. South Carolina, 2010 (12)
171	Randall Cobb vs. Mississippi State, 2010 (12)
171	Keenan Burton vs. Vanderbilt, 2006 (11)
170	Wan'Dale Robinson vs. Iowa, 2021 (10)
170	Dee Smith vs. Tennessee, 1987 (7)
167	Larry Seiple vs. Houston, 1965 (5)
166	Wan'Dale Robinson vs. Tennessee, 2021 (13)
166	Lynn Bowden Jr. vs. Missouri, 2018 (13)
164	Josh Ali vs. New Mexico State, 2021 (7)
164	Garrett Johnson vs. Louisville, 2016 (5)
160	Garrett Johnson vs. Auburn, 2015 (9)
157	Quentin McCord vs. Tennessee 2000 (6)
157	Felix Wilson vs. Florida, 1979 (6)
155	Al Bruno vs. Cincinnati, 1950 (6)
154	Garrett Johnson vs. Florida, 2014 (6)
151	James Whalen vs. Georgia, 1999 (10)
151	Larry Seiple vs. Tennessee, 1966 (7)
150	Craig Yeast vs. Louisville, 1998 (9)
147	Tayvion Robinson vs. Northern Illinois, 2022 (7)
147	Kio Sanford vs. Tennessee, 1997 (9)
145	Barion Brown vs. Georgia, 2022 (10)
144	Greg Wimberly vs. Florida, 1980 (6)
143	Garrett Johnson vs. Southern Miss, 2016 (6)
140	Jim Campbell vs. Bowling Green, 1980 (11)
139	Jeff Badet vs. Mississippi State, 2016 (7)
136	Tayvion Robinson vs. Miami (OH), 2022 (6)
136	Josh Ali vs. ULM, 2021 (5)
136	Larry Seiple vs. West Virginia, 1966 (6)
135	Steve Parrish vs. Tennessee, 1969 (9)
135	Larry Seiple vs. Auburn, 1965 (3)
134	Steve Johnson vs. LSU, 2007 (7)
133	C.J. Conrad vs. New Mexico State, 2016 (5)
131	Javess Blue vs. Tennessee, 2014 (6)
131	Lance Mickelsen vs. Northeast Louisiana, 1997 (6)
131	Cornell Burbage vs. Miss. State, 1985 (7)
130	Derek Smith vs. Vanderbilt, 2001 (4)
130	Craig Yeast vs. Northeast Louisiana, 1997 (7)
130	Tim Calvert vs. Cincinnati, 1992 (3)
130	Dicky Lyons Sr. vs. Georgia, 1968 (3)
130	Calvin Bird vs. Ole Miss, 1958 (10)
129	Lynn Bowden Jr. vs. Mississippi State, 2019 (7)
129	Felix Wilson vs. Florida, 1978 (5)
128	Steve Johnson vs. Florida, 2007 (8)
128	Phil Logan vs. Florida, 1990 (8)
127	Keenan Burton vs. Louisville, 2006 (4)
126	Quentin McCord vs. Georgia, 2000 (7)
125	Wan'Dale Robinson vs. ULM, 2021 (5)
125	Craig Yeast vs. Florida, 1997 (10)
124	Steve Johnson vs. Florida State, 2007 (7)
124	Dicky Lyons Jr. vs. Florida, 2007 (8)
124	Keenan Burton vs. Central Michigan, 2006 (9)
124	Kendrick Shanklin vs. Georgia, 1999 (8)
123	Derek Abney vs. Mississippi State, 2001 (12)
123	Darrell Cox vs. Detroit, 1963 (6)
122	Rafael Little vs. Auburn, 2005 (6)
122	Craig Yeast vs. Louisiana State, 1998 (7)
121	James Whalen vs. Indiana, 1999 (10)
120	Jacob Tamme vs. Tennessee, 2006 (7)
120	Quentin McCord vs. South Florida, 2000 (6)
120	Kio Sanford vs. Louisville, 1997 (6)
119	Garrett Johnson vs. Missouri, 2015 (6)
119	James Whalen vs. South Carolina, 1999 (9)
118	Derek Abney vs. Tennessee, 2001 (10)
118	Eric Pitts vs. Cincinnati, 1985 (6)
118	Bob Windsor vs. Auburn, 1965 (5)
117	Dicky Lyons Jr. vs. Mississippi State, 2006 (8)
117	Anthony White vs. South Carolina, 1998 (8)
117	Ray Barga vs. Indiana, 1972 (7)
116	Matt Roark vs. Ole Miss, 2011 (7)
116	Matt Roark vs. Mississippi State, 2011 (13)
116	Randall Cobb vs. Tennessee, 2010 (13)
116	Steve Parrish vs. Vanderbilt, 1969 (10)
115	Keenan Burton vs. Louisiana-Monroe, 2006 (9)
115	Tommy Cook vs. Indiana, 2001 (7)
115	Quentin McCord vs. Florida, 2000 (5)
115	James Whalen vs. Louisville, 1999 (8)
115	Allan Watson vs. Tulane, 1980 (5)
114	Ryan Timmons vs. Mississippi State, 2014 (5)
114	Javess Blue vs. Miami (Ohio), 2013 (6)
114	Chris Matthews vs. Florida, 2010 (6)
114	Rafael Little vs. Vanderbilt, 2006 (8)
114	James Whalen vs. Tennessee, 1999 (8)
114	Howard Schnellenberger vs. Vanderbilt, 1954 (8)
113	Dicky Lyons Jr. vs. Eastern Kentucky, 2007 (6)
113	Derek Abney vs. Vanderbilt, 2001 (7)
113	Craig Yeast vs. Eastern Kentucky, 1998 (7)
113	Tom Hutchinson vs. Georgia, 1961 (5)
112	Aaron Boone vs. Louisiana State, 2002 (3)
112	Allan Watson vs. Georgia, 1980 (7)
112	Rick Kestner vs. Tennessee, 1964 (7)
111	Wan'Dale Robinson vs. Chattanooga, 2021 (8)
111	Garrett Johnson vs. Missouri, 2017 (7)
111	Steve Johnson vs. Arkansas, 2007 (7)
111	Scott Mitchell vs. Tennessee, 2004 (9)
111	Aaron Boone vs. Middle Tennessee, 2002 (6)
110	Joe Jacobs vs. Virginia Tech, 1967 (7)
110	Dave Chapman vs. Xavier, 1960 (4)
110	Howard Schnellenberger vs. Villanova, 1955 (7)
109	Javess Blue vs. ULM, 2014 (3)
109	Alfonso Smith vs. Arkansas, 2008 (5)
109	Keenan Burton vs. Kent State, 2007 (7)
109	Dave Gash vs. Georgia, 1960 (4)
108	Randall Cobb vs. Ole Miss, 2010 (6)
108	Derrick Locke vs. Ole Miss, 2010 (8)
108	Alfonso Smith vs. Arkansas, 2008 (5)
108	Rafael Little vs. Tennessee, 2007 (11)
108	Derek Smith vs. Georgia, 2000 (5)
108	Chris Derry vs. Tulane, 1985 (7)
108	Dan Spanish vs. Vanderbilt, 1966 (4)



108	Steve Meilinger vs. Ole Miss, 1952 (4)
108	Steve Meilinger vs. Villanova, 1951 (4)
107	Rick Massie vs. Clemson, 1981 (7)
106	Rafael Little vs. Georgia, 2004 (6)
106	Rick Massie vs. Tennessee, 1981 (4)
106	Dan Spanish vs. Ole Miss, 1965 (7)
106	Steve Meilinger vs. Florida, 1953 (5)
105	Kevin Coleman vs. Arkansas, 1998 (6)
104	Jeff Badet vs. Missouri, 2016 (3)
104	Jacob Tamme vs. Tennessee, 2007 (9)
104	Allan Watson vs. Indiana, 1980 (2)
103	Kevin Coleman vs. Mississippi State, 1998 (8)
103	Derek Homer vs. Alabama, 1997 (3)
103	Andy Murray vs. LSU, 1986 (6)
103	Greg Wimberly vs. Vanderbilt, 1980 (4)
102	Barion Brown vs. Northern Illinois, 2022 (4)
102	La’Rod King vs. Ole Miss, 2011 (3)
102	Aaron Boone vs. Arkansas, 2002 (7)
102	Derek Smith vs. Mississippi State, 2000 (6)
102	Craig Yeast vs. Tennessee, 1998 (7)
101	Wan’Dale Robinson vs. Missouri, 2021 (5)
101	Randall Cobb vs. Charleston Southern, 2010 (4)
101	Neal Clark vs. Florida, 1991 (8)
100	Aaron Boyd vs. Kent State, 2012 (11)
100	La’Rod King vs. Central Michigan, 2011 (5)
100	Keenan Burton vs. Florida Atlantic, 2007 (6)
100	Keenan Burton vs. Auburn, 2005 (7)
100	Chris Bernard vs. Indiana, 2003 (3)
100	Kevin Coleman vs. Georgia, 1998 (6)
100	Craig Yeast vs. Georgia, 1998 (8)
100	Jimmy Robinson vs. LSU, 1997 (8)
100	John Bolden vs. LSU, 1988 (3)

100-YARD RUSHERS

Yds	Player/Game
299	Moe Williams vs. South Carolina, 1995
284	Lynn Bowden Jr. vs. Louisville, 2019
272	Moe Williams vs. Cincinnati, 1995
238	Moe Williams vs. Mississippi State, 1995
238	Ivy Joe Hunter vs. Vanderbilt, 1986
233	Lynn Bowden Jr. vs. Virginia Tech, 2019
229	Sonny Collins vs. Mississippi State, 1973
224	Artose Pinner vs. Vanderbilt, 2002
211	Benny Snell Jr. vs. Louisville, 2017
208	Mike Fanuzzi vs. Miami (Ohio), 1974
206	Chris Rodriguez Jr. vs. Missouri, 2021
204	Lynn Bowden Jr. Missouri, 2019
198	Rafael Little vs. Vanderbilt, 2005
197	Chris Rodriguez Jr. vs. Mississippi State, 2022
196	Lynn Bowden Jr. vs. Arkansas, 2019
192	Benny Snell Jr. vs. Missouri, 2016
192	Alfred Rawls vs. LSU, 1989
192	Mark Higgs vs. Ole Miss, 1987
192	Sonny Collins vs. LSU, 1975
186	Derick Logan vs. Mississippi State, 1996
182	S. "Boom" Williams vs. Missouri, 2016
180	Benny Snell Jr. vs. Tennessee, 2017
181	S. "Boom" Williams vs. New Mexico State, 2016
176	Benny Snell Jr. vs. Ole Miss, 2017
176	Sonny Collins vs. Tulane, 1973
175	Benny Snell Jr. vs. Florida, 2018
171	Bill Leskovar vs. LSU, 1950
170	Randall Cobb vs. Vanderbilt, 2010
169	Benny Snell Jr. vs. Vanderbilt, 2018
169	Mark Higgs vs. Ohio, 1987
168	Mark Higgs vs. Virginia Tech, 1987
167	Sonny Collins vs. Tulane, 1974
166	Derrick Locke vs. Akron, 2010
165	Benny Snell Jr. vs. Mississippi State, 2018
165	Jojo Kemp vs. Charlotte, 2015
165	Dicky Lyons Sr. vs. Tennessee, 1967
164	Moe Williams vs. Auburn, 1995
163	Artose Pinner vs. Middle Tennessee, 2002
162	Chris Rodriguez Jr. vs. Vanderbilt, 2002
161	Sonny Collins vs. Maryland, 1975
160	Sonny Collins vs. Indiana, 1974
160	Mike Fanuzzi vs. Tennessee, 1973
159	Moe Williams vs. Georgia, 1993
159	Al Baker vs. LSU, 1990
159	Larry Seiple vs. Ole Miss, 1965
158	Mark Higgs vs. Utah State, 1987
157	Rodger Bird vs. Virginia Tech, 1963
156	Sonny Collins vs. Georgia, 1973
153	Bobby Cravens vs. Georgia Tech, 1958
152	Benny Snell Jr. vs. Austin Peay, 2016
152	Rafael Little vs. Florida State, 2007
151	Rafael Little vs. Louisville, 2007
151	Moe Williams vs. Tennessee, 1995
151	Al Baker vs. Vanderbilt, 1990
149	Chris Rodriguez Jr. vs. Vanderbilt, 2020
148	A.J. Rose vs. NC State, 2020
148	CoShik Williams vs. Jacksonville State, 2011
147	Chris Rodriguez Jr. vs. LSU, 2021
147	Moe Williams vs. Georgia, 1994
147	Sonny Collins vs. Georgia, 1974
145	Derrick Locke vs. Vanderbilt, 2010
145	George Adams vs. Indiana, 1984
144	Chris Rodriguez Jr. vs. South Carolina, 2021
144	Benny Snell Jr. vs. Penn State, 2018
144	Derrick Locke vs. Vanderbilt, 2009
144	George Adams vs. North Texas State, 1984
144	Charles Sturgeon vs. Georgia, 1959
143	Dyshawn Mobley vs. Tennessee, 2013
143	Artose Pinner vs. Louisiana State, 2002
143	George Adams vs. Tulane, 1984
141	Artose Pinner vs. Indiana, 2002
140	S. "Boom" Williams vs. Charlotte, 2015
140	Derick Logan vs. Georgia, 1996
140	Sonny Collins vs. Penn State, 1975
139	Chris Rodriguez Jr. vs. South Carolina, 2020
139	Ralph Genito vs. Miami (Fla.), 1948
138	Shawn Donigan vs. LSU, 1979
137	Derek Homer vs. Tennessee, 1997
137	Mark Higgs vs. Tennessee, 1987
136	Benny Snell Jr. vs. New Mexico State, 2016
136	Gary Knutson vs. Mississippi State, 1972
135	S. "Boom" Williams vs. UL Lafayette, 2015
135	Rafael Little vs. South Carolina, 2007
135	Rafael Little vs. Eastern Kentucky, 2007
135	George Adams vs. Vanderbilt, 1983
135	George Adams vs. Vanderbilt, 1982
134	Chris Jones vs. Bowling Green, 1979
133	Chris Rodriguez Jr. vs. Ole Miss, 2020
133	Al Baker vs. Georgia, 1990
133	Mark Higgs vs. Vanderbilt, 1987
133	Sonny Collins vs. Kansas, 1975
133	Rodger Bird vs. Vanderbilt, 1965
132	Rafael Little vs. Vanderbilt, 2006
132	Derick Logan vs. Vanderbilt, 1996
132	Alfred Rawls vs. Alabama, 1988
131	Jojo Kemp vs. South Carolina, 2014
131	Anthony White vs. Indiana, 1997
130	Shane Boyd vs. Indiana, 2004
130	Artose Pinner vs. Ole Miss, 2001
130	Anthony White vs. Indiana, 1999
130	Derek Homer vs. Mississippi State, 1998
130	Pookie Jones vs. Kent, 1993
130	Alfred Rawls vs. North Carolina, 1989
130	Darrell Cox vs. Miami (Fla.), 1963
129	Chris Rodriguez vs. Vanderbilt, 2019
129	Terry Wilson vs. Ole Miss, 2020
129	Lynn Bowden Jr. vs. UT Martin, 2019
129	Moe Williams vs. East Carolina, 1993
129	Bob Windsor vs. West Virginia, 1966
128	Benny Snell Jr. vs. Mississippi State, 2016
128	Alfred Rawls vs. Georgia, 1988
128	Mark Higgs vs. Vanderbilt, 1984
128	Ivy Joe Hunter vs. Southern Mississippi, 1986
128	Sonny Collins vs. North Carolina, 1973
127	S. "Boom" Williams vs. Tennessee, 2016
127	Sonny Collins vs. Auburn, 1974
126	Chris Rodriguez Jr. vs. South Carolina, 2022
126	Stanley "Boom" Williams vs. Louisville, 2014
126	Josh Clemons vs. Central Michigan, 2011
126	Derrick Locke vs. Auburn, 2009
125	Chris Rodriguez Jr. vs. ULM, 2021
125	Chris Rodriguez vs. Louisville, 2019
125	Benny Snell Jr. vs. Central Michigan, 2018
125	Artose Pinner vs. Florida, 2000
125	Mark Higgs vs. Mississippi State, 1985
125	Chris Jones vs. Vanderbilt, 1979
125	Bill Ransdell vs. Xavier, 1960



124	Matt Roark vs. Tennessee, 2011	111	Darrell Cox vs. Tennessee, 1962
124	Rafael Little vs. Auburn, 2005	110	Lynn Bowden Jr. vs. Vanderbilt, 2019
124	Alfred Rawls vs. Rutgers, 1989	110	Donald Russell vs. Charleston Southern, 2010
123	S. "Boom" Williams vs. South Carolina, 2016	110	George Adams vs. Tennessee, 1984
123	Raymond Sanders vs. Samford, 2012	110	Steve Meilinger vs. Florida, 1952
123	Derek Homer vs. Louisville, 1998	109	Chris Rodriguez Jr. vs. Tennessee, 2021
122	Chris Jones vs. Ole Miss, 1979	109	Mikel Horton vs. Tennessee, 2015
122	Terry Henry vs. LSU, 1979	109	Randall Cobb vs. Auburn, 2009
121	Chris Rodriguez Jr. vs. Louisville, 2021	109	Arliss Beach vs. Vanderbilt, 2003
121	Randy Brooks vs. LSU, 1977	109	Moe Williams vs. Florida, 1993
121	Derrick Ramsey vs. Tennessee, 1975	109	Matt Riazzi vs. Tennessee, 1992
120	Chris Rodriguez Jr. vs. Louisville, 2022	109	Randy Brooks vs. Utah State, 1980
120	Rafael Little vs. South Carolina, 2005	109	Sonny Collins vs. Auburn, 1975
120	Moe Williams vs. Indiana, 1995	109	Roger Gann vs. West Virginia, 1969
120	Shawn Donigan vs. Ole Miss, 1979	108	Chris Rodriguez Jr. vs. Georgia, 2020
120	Sonny Collins vs. Virginia Tech, 1975	108	Arliss Beach vs. Texas-El Paso, 2002
119	Chris Rodriguez Jr. vs. New Mexico State, 2021	108	Anthony White vs. South Carolina, 1998
119	Rafael Little vs. Tennessee, 2006	108	Damon Hood vs. Louisville, 1994
119	Chad Scott vs. Ball State, 2001	108	Tom Fillion vs. Ole Miss, 1951
119	Chad Scott vs. Mississippi State, 2000	107	Chris Rodriguez Jr. vs. Iowa, 2021
119	Anthony White vs. Connecticut, 1999	107	S. "Boom" Williams vs. South Carolina, 2015
119	Bill Leskovar vs. North Texas State, 1950	107	Derek Homer vs. South Carolina, 1997
118	Derrick Ramsey vs. Vanderbilt, 1976	107	Raymond McLaurin vs. LSU, 1995
118	Sonny Collins vs. Indiana, 1972	107	Alfred Rawls vs. Indiana, 1989
118	Rodger Bird vs. West Virginia, 1965	106	Chad Scott vs. South Florida, 2000
117	A.J. Rose vs. Ole Miss, 2020	106	Moe Williams vs. LSU, 1993
117	Benny Snell Jr. vs. Missouri, 2017	106	George Adams vs. Kent State, 1984
117	Artose Pinner vs. South Carolina, 2002	106	Chris Hill vs. Penn State, 1976
117	Anthony White vs. Alabama, 1997	106	Terry Beadles vs. North Carolina, 1966
117	Moe Williams vs. Georgia, 1995	106	Norman Klein vs. Xavier, 1948
117	Moe Williams vs. South Carolina, 1994	105	A.J. Rose vs. Mississippi State, 2019
117	Allen Felch vs. Cincinnati, 1952	105	A.J. Rose vs. UT Martin, 2019
116	Benny Snell Jr. vs. Middle Tennessee, 2018	105	Terry Wilson vs. Florida, 2018
116	Benny Snell Jr. vs. Vanderbilt, 2017	105	Tony Dixon vs. Indiana, 2004
116	Braylon Heard vs. UT Martin, 2014	105	Artose Pinner vs. South Carolina, 2001
116	Artose Pinner vs. Texas-El Paso, 2002	105	Lawrence Lee vs. Vanderbilt, 1981
116	Mark Higgs vs. Rutgers, 1984	105	Lawrence Lee vs. Tennessee, 1981
116	Larry Seiple vs. Auburn, 1966	105	Rod Stewart vs. Georgia, 1978
115	S. "Boom" Williams vs. Vanderbilt, 2015	105	Larry Jones vs. Clemson, 1952
115	Raymond Sanders vs. Kent State, 2012	105	Steve Meilinger vs. Tulane, 1952
115	Marc Logan vs. Mississippi State, 1985	104	Kavosiey Smoke vs. LSU, 2021
114	Chris Rodriguez Jr. vs. Vanderbilt, 2021	104	A.J. Rose vs. Central Michigan, 2018
114	Lynn Bowden Jr. Tennessee, 2019	104	Stanley "Boom" Williams vs. ULM, 2014
114	Benny Snell Jr. vs. Georgia, 2016	104	Derrick Locke vs. Louisville, 2010
114	Rafael Little vs. Mississippi State, 2005	104	Rafael Little vs. Idaho State, 2005
114	George Adams vs. Rutgers, 1984	104	Artose Pinner vs. Mississippi State, 2002
114	George Adams vs. Kansas, 1982	104	Donnie Redd vs. Indiana, 1992
114	Mike Fanuzzi vs. Indiana, 1974	104	Marc Logan vs. Indiana, 1984
113	Will Levis vs. Louisville, 2021	104	Pete Venable vs. Bowling Green, 1979
113	S. "Boom" Williams vs. Auburn, 2015	104	Rod Stewart vs. North Carolina, 1976
113	Sonny Collins vs. Vanderbilt, 1972	104	Steve Campassi vs. Maryland, 1975
113	Chris Rodriguez Jr. vs. Missouri, 2022	104	Bernie Scruggs vs. Georgia, 1970
112	A.J. Rose vs. Louisville, 2018	104	Rodger Bird vs. LSU, 1964
112	Rafael Little vs. Florida Atlantic, 2007	103	Benny Snell Jr. vs. ECU, 2017
112	Marc Logan vs. Cincinnati, 1985	103	Derrick Locke vs. Florida, 2010
112	Terry Henry vs. Utah State, 1980	103	Derrick Locke vs. Mississippi State, 2009
112	Chris Jones vs. Tennessee, 1979	103	Rod Stewart vs. Penn State, 1976
112	Sonny Collins vs. Indiana, 1973	103	Roger Gann vs. Vanderbilt, 1969
112	Bob Kosid vs. Detroit, 1963	103	Bob Dougherty vs. Tennessee, 1955
112	Sonny Collins vs. Virginia Tech, 1974	102	Benny Snell Jr. vs. South Carolina, 2017
112	Rodger Bird vs. Auburn, 1964	102	Derrick Locke vs. Western Kentucky, 2010
111	CoShik Williams vs. Ole Miss, 2011	102	Rafael Little vs. Kent State, 2007
111	Artose Pinner vs. Georgia, 2002	102	Glenn Shaw vs. Mississippi State, 1958
111	Derrick Ramsey vs. Vanderbilt, 1977	101	A.J. Rose vs. South Carolina, 2020
111	Mike Fanuzzi vs. Virginia Tech, 1974	101	Jalen Whitlow vs. Alabama State, 2013
111	Larry Seiple vs. West Virginia, 1965	101	Randall Cobb vs. Tennessee, 2009

300-TACKLE CLUB

Jim Kovach, LB

Year	Solo	Asst	Total
1974	36	34	70
1975	76	68	144
1976	94	49	143
1978	92	72	164
Totals	298	223	521

Chris Chenault, LB

Year	Solo	Asst	Total
1985	56	36	92
1986	63	33	96
1987	77	83	160
1988	68	66	134
Totals	264	218	482

Jeff Kremer, LB

Year	Solo	Asst	Total
1984	34	50	84
1985	91	46	137
1986	38	36	74
1987	90	90	180
Totals	253	222	475

Marty Moore, LB

Year	Solo	Asst	Total
1990	—	—	15
1991	—	—	183
1992	—	—	148
1993	81	35	116
Totals	n/a	n/a	462

John Grimsley, LB

Year	Solo	Asst	Total
1980	4	3	7
1981	89	64	153
1982	90	66	156
1983	77	44	121
Totals	260	177	437

Kevin McClellan, LB

Year	Solo	Asst	Total
1980	10	8	18
1981	79	62	141
1982	71	49	120
1983	74	63	137
Totals	234	182	416

Wesley Woodyard, LB

Year	Solo	Asst	Total
2004	26	8	34
2005	75	25	100
2006	80	42	122
2007	78	61	139
Totals	259	136	395

Jerry Blanton, NG

Year	Solo	Asst	Total
1974	43	38	81
1975	53	52	105
1976	62	38	100
1977	54	49	103
Totals	212	177	389

Randy Holleran, LB

Year	Solo	Asst	Total
1987	26	18	44
1988	102	59	161
1989	INJURED		
1990	—	—	174
Totals	—	—	379

Danny Trevathan, LB

Year	Solo	Asst	Total
2008	3	2	5
2009	43	39	82
2010	85	59	144
2011	67	76	143
Totals	198	176	374

Richard Jaffe, NG

Year	Solo	Asst	Total
1976	44	22	66
1977	71	32	103
1978	60	22	82
1979	65	34	99
Totals	240	110	350

Brian Williams, DE

Year	Solo	Asst	Total
1982	30	18	48
1983	63	42	105
1984	71	37	108
1985	53	36	89
Totals	217	133	350

Tom Ehlers, LB

Year	Solo	Asst	Total
1972	29	29	58
1973	76	41	117
1974	91	83	174
Totals	196	153	349

Darryl Bishop, SAF

Year	Solo	Asst	Total
1971	73	73	146
1972	79	57	136
1973	41	25	66
Totals	193	155	348

Larry Smith, LB

Year	Solo	Asst	Total
1983	1	0	1
1984	33	22	55
1985	82	70	152
1986	64	70	134
Totals	180	162	342

DeAndre Square, LB

Year	Solo	Asst	Total
2018	15	20	35
2019	48	21	69
2020	25	35	60
2021	40	40	80
2022	27	31	58
Totals	155	147	302

Tom Ranieri, LB

Year	Solo	Asst	Total
1972	65	15	80
1974	76	61	137
1975	72	40	112
Totals	213	116	329

Art Still, DE

Year	Solo	Asst	Total
1974	42	31	73
1975	31	23	54
1976	76	26	102
1977	56	42	98
Totals	205	122	327

Keith Martin, DT


Year	Solo	Asst	Total
1980	1	0	1
1981	53	37	90
1982	37	71	108
1983	60	60	120
Totals	151	168	319

Mike Edwards, S

Year	Solo	Asst	Total
2015	25	14	39
2016	56	44	100
2017	53	44	97
2018	56	26	82
Totals	190	128	318



KROGER FIELD



1973

When first constructed in 1973 as Commonwealth Stadium, Kroger Field had a capacity of 57,800 and was completed at a cost of \$12 million by the firm of Huber, Hunt and Nichols. The stadium and parking areas rest on an 86-acre plot that was once part of the UK Experimental Station Farm Grounds.

The stadium was officially opened on Sept. 15, 1973, as the Wildcats moved into their new home after spending 48 years at Stoll Field/McLean Stadium across from Memorial Coliseum. Kentucky defeated Virginia Tech in the stadium opener, 31-26, as quarterback Ernie Lewis ran for two touchdowns and threw for another TD to lead the Wildcats.



1999

The stadium was expanded in 1999. Both end zones were enclosed, along with the construction of 40 suites, 10 in each corner of the stadium. The project was handled by HNTB of Kansas City, Mo., and Turner Construction of Cincinnati, Ohio. A total of \$27.6 million was allocated for the expansion, which also included the original Mitsubishi Diamond Vision video boards, new scoreboards and additional restrooms and concession stands. The attendance capacity was 67,942 in 2012.



2015

Kroger Field was transformed into a state-of-the-art facility after a \$126-million reinvention which was completed prior to the 2015 season. The project was also handled by HNTB. The outside of the stadium underwent a dramatic external facelift, receiving a modern look, but one that remained uniquely Kentucky. Inside, the capacity of Kroger Field was reduced over the course of the two-year project to approximately 61,000, but the value of all remaining seats were increased, from the top of the upper deck to front-row seats at midfield. Concourses were revamped and widened throughout the stadium with improved concessions, restrooms and security. Players and coaches reaped the benefits of the new Kroger Field as well, as home-team facilities were built, while a new multi-purpose recruiting room hosts future Wildcats on their on-campus visits.

First Game

Sept. 15, 1973 (UK 31, Virginia Tech 26)

Largest Crowd Since 2015 Renovation

63,543, 2018 (UK 17, Georgia 34)

Kroger Field Record

182-141-4 (.563), 46-25 (.648) under Mark Stoops

Field Name

C.M. Newton Grounds in honor of the former UK AD

Seating Capacity

61,000, including the Kroger Field Suites.
UK announced its first sellout since 2010 when 62,933 fans attended the season opener vs. Louisiana Lafayette on Sept. 5, 2015.

Attendance

Since the 1999 expansion, UK has averaged 60,094 fans per game and ranked in the nation's top 30 teams in attendance in 17 of the last 19 seasons. Both the single game and season attendance record has been broken in recent years. **Note: Kroger Field capacity was limited to 12,000 fans per game in 2020 due to COVID-19 restrictions*

Playing Field

UK switched from natural grass to synthetic turf for the 2015 season. Other SEC schools with a turf surface are: Vanderbilt and Missouri. The end zones and team sideline areas feature a checkerboard pattern in alternating shades of blue. It was designed to mimic the pattern of Secretariat's silks, which has been part of the football uniforms for five seasons. The school's new interlocking "UK" logo is positioned in the center of the field. A new turf field was installed in 2023.

Video Boards

Video boards by Daktronics measuring at 39 by 79 feet, each, bring a total of 6,162 square feet of video capability. The video boards put UK among the nation's leaders in video square footage. The interior seating bowl also has LED ribbon boards.

Sound System

Sportsound system delivers pounding bass energy, smooth mid- and high-range frequencies, and high-impact entertainment. Components of the sound system include a main speaker cluster behind the end zone, under-balcony speakers and concourse speakers.

Top Home Attendances

- 63,543 Georgia, 2018
- 63,407 Auburn, 2015
- 63,380 ECU, 2015
- 63,081 South Carolina, 2018
- 63,076 Florida, 2019
- 63,040 Florida, 2015
- 62,945 Florida, 2017
- 62,933 UL Lafayette, 2015
- 62,512 Louisville, 2015

SEATING

- LOWER SEATING
- UPPER SEATING
- SUITES
- CENTRAL BANK CLUB
- LONGSHIP CLUB
- LEXUS LOGE
- STUDENTS
- DISABLED SEATING

RUBICON
GREEN LOT


Big Blue Zone



Kroger Tailgate

NUTTER FIELD HOUSE

UK Team Cat Walk



Media Entrance

BLUE LOT

Commonwealth
Tower Lobby

Ticket Office &
Public Will Call

President's Pavilion

RED LOT

KENTUCKY FOOTBALL ATTENDANCE IN KROGER FIELD

Year	G	Total	Avg./Game
1973	5	250,055	50,011
1974	6	328,785	54,797
1975	6	341,204	56,867
1976	7	393,483	56,211
1977	5	288,990	57,798
1978	6	346,341	57,723
1979	5	289,042	57,808
1980	7	392,898	56,128
1981	6	334,837	55,809
1982	6	329,207	54,867
1983	7	395,365	56,480
1984	7	387,959	55,422
1985	7	398,788	56,969
1986	7	384,802	54,971
1987	6	331,923	55,321
1988	7	337,972	48,292
1989	7	374,248	53,464
1990	6	332,840	55,473
1991	6	327,250	54,542
1992	6	324,875	54,146
1993	6	318,178	53,030
1994	7	352,012	50,287
1995	6	299,772	49,446
1996	6	243,884	40,647
1997	6	354,662	59,110
1998	6	346,422	57,737
1999	6	406,536	67,756
2000	6	392,772	65,462

Year	G	Total	Avg./Game
2001	6	380,881	63,480
2002	7	449,084	64,155
2003	7	454,457	64,922
2004	6	374,002	62,334
2005	6	374,697	62,450
2006	7	401,307	57,330
2007	8	550,588	68,824
2008	7	486,038	69,434
2009	7	487,156	69,594
2010	7	462,488	66,070
2011	7	420,052	60,007
2012	7	347,838	49,691
2013	7	416,303	59,472
2014	7	403,002	57,571
2015	8	490,361	61,295
2016	7	375,500	53,643
2017	7	395,276	56,468
2018	7	385,820	55,117
2019	8	425,023	53,128
2020*	5	60,000	12,000
2021	7	394,105	56,301
2022	8	482,312	60,289
Total	327	18,652,675	57,041
Since 1999	165	9,915,598	60,094



RECAP OF GAMES PLAYED AT THE HOME OF THE WILDCATS

1973	Opponent	UK-Op	Attend
Sept. 15	Va. Tech	W 31-26	44,865
Sept. 22	Alabama	L 14-28	53,209
Oct. 13	No. Carolina	L 10-16	51,655
Nov. 3	Tulane	W 34-7	47,105
Nov. 24	Tennessee	L 14-16	53,221
		103-93	
1974	Opponent	UK-Op	Attend
Sept. 28	Indiana	W 28-22	56,191
Oct. 5	Miami (Ohio)	L 10-14	53,859
Oct. 19	LSU	W 20-13	56,335
Oct. 26	Georgia	L 20-24	54,362
Nov. 9	Vanderbilt	W 38-12	56,449
Nov. 16	Florida	W 42-24	51,389
		158-109	
1975	Opponent	UK-Op	Attend
Sept. 13	Va. Tech	W 27-8	57,149
Sept. 20	Kansas	L 10-14	57,504
Sept. 27	Maryland	T 10-10	55,292
Oct. 11	Auburn	L 9-15	57,722
Nov. 1	Tulane	W 23-10	57,050
Nov. 22	Tennessee	L 13-17	56,487
		92-74	
1976	Opponent	UK-Op	Attend
Sept. 11	Oregon State	W 38-13	54,367
Sept. 25	W. Virginia	W 14-10	57,672
Oct. 2	Penn State	W 22-6	57,730
Oct. 16	LSU	W 21-7	57,732
Oct. 23	Georgia	L 7-31	57,733
Nov. 6	Vanderbilt	W 14-0	56,042
Nov. 13	Florida	W 28-9	52,207
		144-76	
1977	Opponent	UK-Op	Attend
Sept. 10	No. Carolina	W 10-7	57,720
Sept. 24	W. Virginia	W 28-13	57,791
Oct. 8	Miss. State	W 23-7	57,793
Oct. 29	Va. Tech	W 32-0	57,793
Nov. 19	Tennessee	W 21-17	57,893
		114-44	
1978	Opponent	UK-Op	Attend
Sept. 23	Baylor	W 25-21	57,849
Oct. 7	Penn State	L 0-30	57,968
Oct. 21	LSU	L 0-21	57,849
Oct. 28	Georgia	L 16-17	57,022
Nov. 11	Vanderbilt	W 53-2	57,800
Nov. 18	Florida	L 16-18	57,853
		110-109	
1979	Opponent	UK-Op	Attend
Sept. 15	Miami (Ohio)	L 14-15	57,849
Sept. 29	Maryland	W 14-7	57,847
Oct. 13	Ole Miss	W 14-3	57,847
Nov. 3	BGSU	W 20-14	57,500
Nov. 24	Tennessee	L 17-20	57,999
		79-59	
1980	Opponent	UK-Op	Attend
Sept. 6	Utah State	W 17-10	57,900
Sept. 20	Indiana	L 30-36	57,808
Sept. 27	BGSU	W 21-20	55,627
Oct. 18	LSU	L 10-17	57,853
Oct. 25	Georgia	L 0-27	57,239
Nov. 8	Vanderbilt	W 31-10	54,705
Nov. 15	Florida	L 15-17	51,766
		124-137	
1981	Opponent	UK-Op	Attend
Sept. 5	N. Texas St.	W 28-6	53,276
Sept. 19	Alabama	L 10-19	57,853
Oct. 3	Clemson	L 3-21	57,071
Oct. 10	So. Carolina	L 14-28	57,553
Oct. 31	Va. Tech	L 3-29	54,500
Nov. 21	Tennessee	W 21-10	54,604
		79-113	
1982	Opponent	UK-Op	Attend
Sept. 18	Oklahoma	L 8-29	57,850
Sept. 25	Kansas	T 13-13	54,942
Oct. 16	LSU	L 10-34	55,557
Oct. 23	Georgia	L 14-27	56,697
Nov. 6	Vanderbilt	L 10-23	55,102
Nov. 13	Florida	L 13-39	49,059
		68-165	
1983	Opponent	UK-Op	Attend
Sept. 3	C. Michigan	W 31-14	51,232
Sept. 10	Kansas State	W 31-12	56,123
Sept. 17	Indiana	W 24-13	56,825
Sept. 24	Tulane	W 26-14	57,424
Oct. 8	Auburn	L 21-49	57,987
Oct. 29	Cincinnati	T 13-13	57,789
Nov. 19	Tennessee	L 0-10	57,985
		146-125	
1984	Opponent	UK-Op	Attend
Sept. 8	Kent State	W 42-0	56,402
Oct. 6	Rutgers	W 27-14	58,010
Oct. 20	LSU	L 10-36	57,252
Oct. 27	Georgia	L 7-37	56,032
Nov. 3	N. Texas St.	W 31-7	54,328
Nov. 10	Vanderbilt	W 27-18	53,112
Nov. 17	Florida	L 17-25	52,823
		161-137	
1985	Opponent	UK-Op	Attend
Sept. 14	BGSU	L 26-30	57,620
Sept. 21	Tulane	W 16-11	56,812
Sept. 28	Cincinnati	W27-7 57,192	
Oct. 5	Clemson	W 26-7	58,230
Oct. 12	Miss. State	W 33-19	58,345
Nov. 2	E. Tennessee	W 23-13	53,429
Nov. 23	Tennessee	L 0-42	57,160
		151-129	
1986	Opponent	UK-Op	Attend
Sept. 13	Rutgers	T 16-16	57,424
Sept. 20	Kent State	W 37-12	54,865
Oct. 4	So. Miss.	W 32-0	58,102
Oct. 18	LSU	L 16-25	57,201
Oct. 25	Georgia	L 9-31	56,820
Nov. 8	Vanderbilt	W 34-22	48,230
Nov. 15	Florida	W 10-3	52,160
		154-109	
1987	Opponent	UK-Op	Attend
Sept. 12	Utah State	W 41-0	55,279
Sept. 19	Indiana	W 34-15	57,924
Oct. 3	Ohio	W 28-0	53,329
Oct. 10	Ole Miss	W 35-6	57,832
Oct. 31	Va. Tech	W 14-7	50,432
Nov. 21	Tennessee	L 22-24	57,127
		174-52	
1988	Opponent	UK-Op	Attend
Sept. 3	C. Michigan	W 18-7	41,736
Sept. 24	Kent State	W 38-14	47,989
Oct. 1	Alabama	L 27-31	53,442
Oct. 22	Georgia	W 16-10	50,416
Oct. 29	So. Illinois	W 24-10	50,093
Nov. 5	Vanderbilt	W 14-13	44,105
Nov. 12	Florida	L 19-24	50,191
		156-109	
1989	Opponent	UK-Op	Attend
Sept. 9	Indiana	W 17-14	58,216
Sept. 16	N. Carolina	W 13-6	50,174
Oct. 7	Auburn	L 12-24	55,688
Oct. 14	Rutgers	W 33-26	54,771
Oct. 21	LSU	W 27-21	53,967
Nov. 4	Cincinnati	W 31-0	46,195
Nov. 25	Tennessee	L 10-31	55,237
		143-122	
1990	Opponent	UK-Op	Attend
Sept. 1	C. Michigan	W 20-17	57,550
Sept. 15	Indiana	L 24-45	58,150
Oct. 13	Miss. State	W 17-15	56,375
Oct. 27	Georgia	W 26-24	55,225
Nov. 10	Vanderbilt	W 28-21	50,400
Nov. 17	Florida	L 15-47	55,140
		130-169	
1991	Opponent	UK-Op	Attend
Sept. 7	Miami (Ohio)	W 23-20	58,100
Sept. 28	Kent State	W 24-6	56,150
Oct. 5	Ole Miss	L 14-35	56,375
Oct. 19	LSU	L 26-29	53,650
Nov. 2	Cincinnati	W 20-17	45,850
Nov. 23	Tennessee	L 13-16	57,125
		114-123	
1992	Opponent	UK-Op	Attend
Sept. 5	Central Michigan	W 21-14	56,800
Sept. 19	Indiana	W 37-25	58,450
Sept. 26	South Carolina	W 13-9	55,700
Oct. 24	Georgia	L 7-40	58,200
Oct. 31	Mississippi State	L 36-37	50,375
Nov. 7	Vanderbilt	L 7-20	45,350
		121-145	
1993	Opponent	UK-Op	Attend
Sept. 4	Kent	W 35-0	55,800
Sept. 11	Florida	L 20-24	58,175
Oct. 2	Ole Miss	W 21-0	57,075
Oct. 16	LSU	W 35-17	54,750
Nov. 13	East Carolina	W 6-3	34,500
Nov. 20	Tennessee	L 0-48	57,878
		117-92	
1994	Opponent	UK-Op	Attend
Sept. 3	Louisville	W 20-14	59,162
Sept. 17	Indiana	L 29-59	57,825
Sept. 24	South Carolina	L 9-23	56,900
Oct. 22	Georgia	L 30-34	56,125
Oct. 29	Mississippi State	L 7-47	49,500
Nov. 5	Vanderbilt	L 6-24	40,500
Nov. 12	NE Louisiana	L 14-21	32,000
		115-222	
1995	Opponent	UK-Op	Attend
Sept. 2	Louisville	L 10-13	58,967
Sept. 9	Florida	L 7-42	53,524
Sept. 30	Auburn	L 21-42	58,250
Oct. 14	LSU	W 24-16	51,500
Nov. 11	Cincinnati	W 33-14	25,231
Nov. 18	Tennessee	L 31-34	52,300
		126-161	
1996	Opponent	UK-Op	Attend
Aug. 31	Louisville	L 14-38	59,384
Sept. 21	Indiana	W 3-0	40,500
Oct. 12	South Carolina	L 14-25	50,500
Oct. 26	Georgia	W 24-17	34,000
Nov. 9	Mississippi State	W 24-21	26,500
Nov. 16	Vanderbilt	W 25-0	33,000
		104-101	
1997	Opponent	UK-Op	Attend
Aug. 30	Louisville	W 38-24	59,186
Sept. 27	Florida	L 28-55	59,124
Oct. 4	Alabama (1 OT)	W 40-34	59,226
Oct. 18	NE Louisiana	W 49-14	57,500
Nov. 1	LSU	L 28-63	58,450
Nov. 22	Tennessee	L 31-59	61,076
		214-249	
1998	Opponent	UK-Op	Attend
Sept. 12	Eastern Kentucky	W 52-7	57,776
Sept. 19	Indiana	W 31-27	57,788
Oct. 10	South Carolina	W 33-28	57,739
Oct. 24	Georgia	L 26-28	57,838
Nov. 7	Mississippi State	W 37-35	57,760
Nov. 14	Vanderbilt	W 55-17	57,521
		234-142	
1999	Opponent	UK-Op	Attend
Sept. 4	Louisville	L 28-56	70,692
Sept. 11	Connecticut	W 45-14	63,879
Sept. 25	Florida	L 10-38	70,971
Oct. 2	Arkansas	W 31-20	62,602
Oct. 16	Louisiana State	W 31-5	67,370
Nov. 20	Tennessee	L 21-56	71,022
		166-189	



2000	Opponent	UK-Op	Attend
Sept. 9	South Florida	W 27-9	63,821
Sept. 16	Indiana	W 41-34	70,776
Oct. 7	South Carolina	L 17-20	69,334
Oct. 21	Georgia	L 30-34	68,565
Nov. 4	Mississippi State	L 17-35	62,159
Nov. 11	Vanderbilt	L 20-24	58,117
152-156			

2001	Opponent	UK-Op	Attend
Sept. 1	Louisville	L 10-36	70,838
Sept. 8	Ball State	W 28-20	61,523
Sept. 22	Florida	L 10-44	66,126
Sept. 29	Ole Miss	L 31-42	60,814
Oct. 13	Louisiana State	L 25-29	52,471
Nov. 17	Tennessee	L 35-38	69,109
139-209			

2002	Opponent	UK-Op	Attend
Sept. 7	Texas-El Paso	W 77-17	59,213
Sept. 14	Indiana	W 27-17	70,347
Sept. 21	Middle Tennessee	W 44-22	60,584
Oct. 12	South Carolina	L 12-16	70,547
Oct. 26	Georgia	L 24-52	71,017
Nov. 9	Louisiana State	L 30-33	66,262
Nov. 16	Vanderbilt	W 41-21	51,114
255-168			

2003	Opponent	UK-Op	Attend
Aug. 31	Louisville	L 24-40	70,467
Sept. 6	Murray State	W 37-6	63,306
Sept. 27	Florida	L 21-24	70,579
Oct. 18	Ohio	W 35-14	61,107
Oct. 25	Mississippi State	W 42-17	57,141
Nov. 1	Arkansas (7 OT)	L 63-71	66,124
Nov. 29	Tennessee	L 7-20	65,733
229-192			

2004	Opponent	UK-Op	Attend
Sept. 18	Indiana	W 51-32	65,532
Oct. 2	Ohio	L 16-28	61,514
Oct. 9	Alabama	L 17-45	65,482
Oct. 16	South Carolina	L 7-12	63,086
Nov. 6	Georgia	L 17-62	63,110
Nov. 13	Vanderbilt	W 14-13	55,278
122-192			

2005	Opponent	UK-Op	Attend
Sept. 4	Louisville	L 24-31	70,752
Sept. 10	Idaho State	W 41-29	59,519
Sept. 24	Florida	L 28-49	66,820
Oct. 29	Mississippi State	W 13-7	55,163
Nov. 5	Auburn	L 27-49	60,519
Nov. 26	Tennessee	L 8-27	61,924
141-192			

2006	Opponent	UK-Op	Attend
Sept. 9	Texas State	W 41-7	57,136
Sept. 16	Ole Miss	W 31-14	60,338
Sept. 30	Central Michigan	W 45-36	54,566
Oct. 7	South Carolina	L 17-24	61,449
Nov. 4	Georgia	W 24-20	62,120
Nov. 11	Vanderbilt	W 38-26	52,235
Nov. 18	Louisiana-Monroe	L 42-40	53,463
238-167			

2007	Opponent	UK-Op	Attend
Sept. 1	Eastern Kentucky	W 50-10	66,512
Sept. 8	Kent State	W 56-20	67,380
Sept. 15	Louisville	W 40-34	70,857
Sept. 29	Florida Atlantic	W 45-17	65,927
Oct. 13	LSU (3 OT)	W 43-37	70,902
Oct. 20	Florida	L 37-45	71,024
Oct. 27	Mississippi State	L 14-31	68,173
Nov. 24	Tennessee (4 OT)	L 50-52	69,813
335-245			

2008	Opponent	UK-Op	Attend
Sept. 6	Norfolk State	W 38-3	69,118
Sept. 13	Middle Tennessee	W 20-14	68,612
Sept. 27	Western Kentucky	W 41-3	70,731
Oct. 11	South Carolina	L 17-24	70,822
Oct. 18	Arkansas	W 21-20	70,534
Nov. 8	Georgia	L 38-42	70,626
Nov. 15	Vanderbilt	L 24-31	65,595
199-137			

2009	Opponent	UK-Op	Attend
Sept. 19	Louisville	W 31-27	70,988
Sept. 26	Florida	L 7-41	71,011
Oct. 3	Alabama	L 20-38	70,967
Oct. 24	Louisiana-Monroe	W 36-13	68,203
Oct. 31	Mississippi State	L 24-31	67,953
Nov. 7	Eastern Kentucky	W 37-12	67,053
Nov. 28	Tennessee (1 OT)	L 24-30	70,981
179-192			

2010	Opponent	UK-Op	Attend
Sept. 11	Western Kentucky	W 63-28	66,584
Sept. 18	Akron	W 47-10	64,014
Oct. 9	Auburn	L 34-37	70,776
Oct. 16	South Carolina	W 31-28	67,955
Oct. 23	Georgia	L 31-44	70,884
Nov. 6	Charleston South.	W 49-21	61,884
Nov. 13	Vanderbilt	W 38-20	60,391
293-188			

2011	Opponent	UK-Op	Attend
Sept. 10	Central Michigan	W 27-13	58,022
Sept. 27	Louisville	L 17-24	68,170
Sept. 24	Florida	L 10-48	65,134
Oct. 22	Jacksonville State	W 38-14	54,098
Oct. 29	Mississippi State	L 16-28	57,891
Nov. 5	Ole Miss	W 30-13	56,882
Nov. 26	Tennessee	W 10-7	59,855
148-147			

2012	Opponent	UK-Op	Attend
Sept. 8	Kent State	W 47-14	48,346
Sept. 15	WKU (1 OT)	L 31-32	53,980
Sept. 29	South Carolina	L 17-38	49,810
Oct. 6	Mississippi State	L 14-27	49,498
Oct. 20	Georgia	L 24-29	54,553
Nov. 3	Vanderbilt	L 0-40	44,902
Nov. 17	Samford	W 34-3	46,749
167-183			

2013	Opponent	UK-Op	Attend
Sept. 7	Miami (Ohio)	W 41-7	54,846
Sept. 14	Louisville	L 13-27	65,445
Sept. 28	Florida	L 7-24	62,076
Oct. 12	Alabama	L 7-48	69,873
Nov. 2	Alabama State	W 48-14	53,797
Nov. 9	Missouri	L 17-48	55,280
Nov. 30	Tennessee	L 14-27	54,986
167-183			

2014	Opponent	UK-Op	Attend
Aug. 30	UT Martin	W 59-14	50,398
Sept. 6	Ohio	W 20-3	51,910
Sept. 27	Vanderbilt	W 17-7	56,940
Oct. 4	South Carolina	W 45-38	62,135
Oct. 11	ULM	W 48-14	56,676
Oct. 25	Mississippi State	L 31-45	64,791
Nov. 9	Georgia	L 31-63	60,152
251-184			

2015	Opponent	UK-Op	Attend
Sept. 5	UL Lafayette	W 40-33	62,933
Sept. 19	Florida	L 9-14	63,040
Sept. 26	Missouri	W 21-13	58,008
Oct. 3	Eastern Ky. (OT)	W 34-27	63,380
Oct. 15	Auburn	L 27-30	63,407
Oct. 31	Tennessee	L 21-52	60,886
Nov. 21	Charlotte	W 58-10	56,195
Nov. 28	Louisville	L 24-38	62,512
234-217			

2016	Opponent	UK-Op	Attend
Sept. 3	Southern Miss	L 35-44	57,230
Sept. 17	New Mexico St	W 62-42	49,669
Sept. 24	South Carolina	W 17-10	51,702
Oct. 8	Vanderbilt	W 20-13	55,030
Oct. 22	Mississippi State	W 40-38	50,414
Nov. 5	Georgia	L 24-27	62,507
Nov. 19	Austin Peay	W 49-13	48,948
247-187			

2017	Opponent	UK-Op	Attend
Sept. 9	Eastern Kentucky	W 27-16	54,868
Sept. 23	Florida	L 27-28	62,945
Sept. 30	Eastern Michigan	W 24-20	50,593
Oct. 7	Missouri	W 40-34	57,476
Oct. 28	Tennessee	W 29-26	57,543
Nov. 4	Ole Miss	L 34-37	55,665
Nov. 25	Louisville	L 17-44	56,186
198-205			

2018	Opponent	UK-Op	Attend
Sept. 1	Central Michigan	W 35-20	49,138
Sept. 15	Murray State	W 48-10	48,217
Sept. 22	Mississippi State	W 28-7	60,037
Sept. 29	South Carolina	W 24-10	63,081
Oct. 20	Vanderbilt	W 14-7	54,269
Nov. 3	Georgia	L 17-34	63,543
Nov. 17	Middle Tennessee	W 34-23	47,535
200-111			

2019	Opponent	UK-Op	Attend
Aug. 31	Toledo	W 38-24	54,610
Sept. 7	Eastern Michigan	W 38-17	55,240
Sept. 14	Florida	L 21-29	63,076
Oct. 12	Arkansas	W 24-20	57,060
Oct. 26	Missouri	W 29-7	48,446
Nov. 9	Tennessee	L 13-17	56,760
Nov. 23	UT Martin	W 50-7	41,495
Nov. 30	Louisville	W 45-13	48,336
258-134			

2020	Opponent	UK-Op	Attend
Oct. 3	Ole Miss (OT)	L 41-42	12,000
Oct. 10	Mississippi State	W 24-2	12,000
Oct. 31	Georgia	L 3-14	12,000
Nov. 14	Vanderbilt	W 38-35	12,000
Dec. 5	South Carolina	W 41-18	12,000
147-111			

2021	Opponent	UK-Op	Attend
Sept. 4	ULM	W 45-10	47,693
Sept. 11	Missouri	W 35-28	58,437
Sept. 18	Chattanooga	W 28-23	55,214
Oct. 2	Florida	W 20-13	61,632
Oct. 9	LSU	W 42-21	61,690
Nov. 6	Tennessee	L 42-45	61,690
Nov. 20	New Mexico State	W 56-16	47,749
268-156			

2022	Opponent	UK-Op	Attend
Sept. 3	Miami (Ohio)	W 37-13	61,139
Sept. 17	Youngstown State	W 31-0	59,308
Sept. 24	Northern Ill.	W 31-23	61,579
Oct. 8	South Carolina	L 14-24	61,612
Oct. 15	Mississippi State	W 27-17	61,451
Nov. 12	Vanderbilt	L 21-24	57,474
Nov. 19	Georgia	L 6-16	61,022
Nov. 26	Louisville	W 26-13	58,727
193-130			



KROGER FIELD RECORDS

TEAM RECORDS

Miscellaneous, Single Game

Most UK Points

77 vs. Texas-El Paso (2002)

Most Opponent Points

63 by LSU (1997)

Most Opponent Points (overtime)

71 by Arkansas (2003)

Most Combined Points

104 vs. New Mexico St. (2016, UK 62, NMST 42)

Most Combined Points (overtime)

134 vs. Arkansas (2003, Arkansas 71, UK 63)

Widest UK Margin of Victory

60 vs. Texas-El Paso (2002, UK 77, UTEP 17)

Widest UK Margin of Defeat

48 by Tennessee (1993, Tennessee 48, UK 0)

Miscellaneous, Season

Most UK Wins

6 in 1976, 2006, 2018, 2021 (7 games)

6 in 2019 (8 games)

Most UK Losses

6 in 1994 (7 games)

Most UK Consecutive Wins

8 (from Nov. 6, 1976 vs. Vanderbilt through Sept. 23, 1978 vs. Baylor; also from Nov. 4, 2006 vs. Georgia through Oct. 13, 2007 vs. LSU)

Most UK Consecutive Losses

9 (from Sept. 17, 1994 vs. Indiana through Sept. 30, 1995 vs. Auburn)

INDIVIDUAL RECORDS

Kentucky, Single Game

Most Rushing Yards

284, Lynn Bowden Jr. vs. Louisville, 2019

Most Passing Yards

528, Jared Lorenzen vs. Georgia, 2000

Most Receptions

16, Craig Yeast vs. Vanderbilt, 1998

Most Receiving Yards

269, Craig Yeast vs. Vanderbilt, 1998

Opponent, Single Game

Most Rushing Yards

252, Anthony Dixon (Mississippi State), 2009

Most Passing Yards

523, Peyton Manning (Tennessee), 1997

Most Receptions

15, Keith Edwards (Vanderbilt), 1984

15, Kylin Hill (Mississippi State), 2020

Most Receiving Yards

223, Harry Douglas (Louisville), 2007

LONG PLAYS

Kentucky

Rushing

t88, Jalen Whitlow vs. Alabama State, 2013

Passing

89, Jared Lorenzen/Derek Smith vs. Georgia, 2000

Field Goal

53, Doug Pelfrey vs. Cincinnati, 1991; Austin MacGinnis vs. Ohio, 2014; Austin MacGinnis vs. Missouri, 2017

Punt

80, Paul Calhoun vs. Indiana, 1983

KO Return

t100, Barion Brown vs. Miami (OH), 2022

t100, Derrick Locke vs. Western Kentucky, 2008

Punt Return

t84, Rafael Little vs. Louisiana-Monroe, 2006

Interception Return

t95, Tyrell Ajian vs. Chattanooga, 2021

Opponents

Rushing

t86, Henry Josey (Missouri), 2013

Passing

t91, Buck Belue/Amp Arnold (Georgia), 1980

Field Goal

54, Hap Hines (Georgia), 1996

KO Return

t100, Willie Shelby (Alabama), 1973; Tyrone Prothro (Alabama), 2004; Trent Guy (Louisville), 2007; Brandon Boykin (Ga.), 2010; Evan Berry (Tennessee), 2015

Punt Return

t84, Cam Sutton (Tennessee), 2015

KROGER FIELD STADIUM FIRSTS

First Game

Sept. 15, 1973 (UK vs. Virginia Tech)

First Victory

UK 31, Virginia Tech 26 (Sept. 15, 1973)

First UK TD Run

Sonny Collins, 7 yards, vs. Virginia Tech (1973)

First UK TD Pass

Ernie Lewis/Ray Barga, 13 yards, vs. Virginia Tech (1973)

First Overtime Game

Oct. 4, 1997 (UK 40, Alabama 34)



KENTUCKY VS. ALL OPPONENTS IN KROGER FIELD

Team	G	W	L	T	Pct.	Streak
Akron	1	1	0	0	1.000	Won 1
Alabama	7	1	6	0	.143	Lost 3
Alabama State	1	1	0	0	1.000	Won 1
Arkansas	4	3	1	0	.750	Won 2
Auburn	7	0	7	0	.000	Lost 7
Austin Peay	1	1	0	0	1.000	Won 1
Ball State	1	1	0	0	1.000	Won 1
Baylor	1	1	0	0	1.000	Won 1
Bowling Green	3	2	1	0	.667	Lost 1
Central Michigan	7	7	0	0	1.000	Won 7
Charleston Southern	1	1	0	0	1.000	Won 1
Charlotte	1	1	0	0	1.000	Won 1
Chattanooga	1	1	0	0	1.000	Won 1
Cincinnati	5	4	0	1	.900	Won 4
Clemson	2	1	1	0	.500	Won 1
Connecticut	1	1	0	0	1.00	Won 1
East Carolina	1	1	0	0	1.000	Won 1
Eastern Kentucky	5	5	0	0	1.000	Won 5
Eastern Michigan	2	2	0	0	1.000	Won 2
East Tennessee State	1	1	0	0	1.000	Won 1
Florida	24	4	20	0	.167	Won 1
Florida Atlantic	1	1	0	0	1.000	Won 1
Georgia	25	4	21	0	.160	Lost 8
Idaho State	1	1	0	0	1.000	Won 1
Indiana	13	10	3	0	.769	Won 5
Jacksonville State	1	1	0	0	1.000	Won 1
Kansas	2	0	1	1	.250	Tied 1
Kansas State	1	1	0	0	1.000	Won 1
Kent State	7	7	0	0	1.000	Won 7
Louisiana Lafayette	1	1	0	0	1.000	Won 1
Louisiana Monroe	6	5	1	0	.833	Won 5
Louisiana State	17	8	9	0	.471	Won 2
Louisville	16	6	10	0	.375	Won 2
Maryland	2	1	0	1	.750	Won 1
Miami (Ohio)	5	3	2	0	.714	Won 3
Middle Tennessee	3	3	0	0	1.000	Won 3
Mississippi	9	5	4	0	.555	Lost 2
Mississippi State	19	11	8	0	.579	Won 4
Missouri	5	4	1	0	.800	Won 4
Murray State	2	2	0	0	1.000	Won 2
New Mexico State	2	2	0	0	1.000	Won 2
Norfolk State	1	1	0	0	1.000	Won 1
North Carolina	3	2	1	0	.667	Won 2
North Texas State	2	2	0	0	1.000	Won 2
Northern Illinois	1	1	0	0	1.000	Won 1
Ohio	4	3	1	0	.750	Won 1
Oklahoma	1	0	1	0	.000	Lost 1
Oregon State	1	1	0	0	1.000	Won 1
Penn State	2	1	1	0	.500	Lost 1
Rutgers	3	2	0	1	.833	Won 1
Samford	1	1	0	0	1.000	Won 1
South Carolina	17	7	10	0	.412	Lost 1
South Florida	1	1	0	0	1.000	Won 1
Southern Illinois	1	1	0	0	1.000	Won 1
Southern Mississippi	2	1	1	0	.500	Lost 1
Tennessee	25	4	21	0	.160	Lost 2
Tennessee Martin	2	2	0	0	1.000	Won 2
Texas-El Paso	1	1	0	0	1.000	Won 1
Texas State	1	1	0	0	1.000	Won 1
Toledo	1	1	0	0	1.000	Won 1

Tulane	4	4	0	0	1.000	Won 4
Utah State	2	2	0	0	1.000	Won 2
Vanderbilt	25	18	7	0	.720	Lost 1
Virginia Tech	5	4	1	0	.800	Won 1
Western Kentucky	3	2	1	0	.667	Lost 1
West Virginia	2	2	0	0	1.000	Won 2
Youngstown State	1	1	0	0	1.000	Won 1
Totals	326	181	141	4	.553	Won 1

COACHES' RECORDS IN KROGER FIELD

Coach	G	W	L	T	Pct.
Fran Curci (1973-81)	53	29	23	1	.557
Jerry Claiborne (1982-89)	54	32	19	3	.620
Bill Curry (1990-96)	43	21	22	0	.488
Hal Mumme (1997-2000)	24	13	11	0	.542
Guy Morris (2001-02)	13	5	8	0	.385
Rich Brooks (2003-09)	48	25	23	0	.521
Joker Phillips (2010-12)	21	11	10	0	.524
Mark Stoops (2013-present)	71	46	25	0	.648



YEAR-BY-YEAR RECORDS

1881-1932

Pre-Southeastern Conference Years

Year	Overall Record	Conf.	Head Coach (Almater)
1881	1-2	—	Unknown
1891	1-1	—	Unknown
1892	2-4-1	—	Prof. A.M. Miller (Princeton)
1893	5-2-1	—	John A. Thompson (Purdue)
1894	5-2	—	W.P. Finney (Purdue)
1895	4-5	—	Charles Mason (Cornell)
1896	3-6	SIAA	Dudley Short (Cornell)
1897	2-4	SIAA	Lyman B. Eaton (Cincinnati)
1898	7-0	SIAA	W.R. Bass (Cincinnati)
1899	5-2-2	SIAA	W.R. Bass (Cincinnati)
1900	4-6	SIAA	W.H. Kiler (Illinois)
1901	2-6-1	SIAA	W.H. Kiler (Illinois)
1902	3-5-1	SIAA	E.W. McLeod (Michigan)
1903	7-1	SIAA	C.A. Wright (Columbia)
1904	9-1	SIAA	F.E. Schacht (Minnesota)
1905	6-3-1	SIAA	F.E. Schacht (Minnesota)
1906	4-3	SIAA	J. White Guyn (Kentucky)
1907	9-1-1	SIAA	J. White Guyn (Kentucky)
1908	4-3	SIAA	J. White Guyn (Kentucky)
1909	9-1	SIAA	E.R. Sweetland (Cornell)
1910	7-2	SIAA	E.R. Sweetland (Cornell)
1911	7-3	SIAA	P.P. Douglass (Michigan)
1912	7-2	SIAA	E.R. Sweetland (Cornell)
1913	6-2	SIAA	Alpha Brumage (Kansas)
1914	5-3	SIAA	Alpha Brumage (Kansas)
1915	6-1-1	SIAA	J.J. Tigert (Vanderbilt)
1916	4-1-2	SIAA	J.J. Tigert (Vanderbilt)
1917	3-5-1	SIAA	S.A. Boles (Vanderbilt)
1918	2-1	SIAA	Andy Gill (Indiana)
1919	3-4-1	SIAA	Andy Gill (Indiana)
1920	3-4-1	SIAA	W.J. Juneau (Wisconsin)
1921	4-3-1	SC	W.J. Juneau (Wisconsin)
1922	6-3	SC	W.J. Juneau (Wisconsin)
1923	4-3-2	SC	J.J. Winn (Princeton)
1924	4-5	SC	Fred J. Murphy (Yale)
1925	6-3	SC	Fred J. Murphy (Yale)
1926	2-6-1	SC	Fred J. Murphy (Yale)
1927	3-6-1	SC	Harry Gamage (Illinois)
1928	4-3-1	SC	Harry Gamage (Illinois)
1929	6-1-1	SC	Harry Gamage (Illinois)
1930	5-3	SC	Harry Gamage (Illinois)
1931	5-2-2	SC	Harry Gamage (Illinois)
1932	4-5	SC	Harry Gamage (Illinois)

SIAA-Southern Intercollegiate Athletic Association

SC-Southern Conference

1933-PRESENT

Southeastern Conference Years

Year	Overall W-L-T	SEC W-L-T	SEC Finish	Head Coach (Alma Mater)
1933	5-5	2-3	t9th	Harry Gamage (Illinois)
1934	5-5	1-3	9th	C.A. Wynne (Notre Dame)
1935	5-4	3-3	t6th	C.A. Wynne (Notre Dame)
1936	6-4	1-3	10th	C.A. Wynne (Notre Dame)
1937	4-6	0-5	12th	C.A. Wynne (Notre Dame)
1938	2-7	0-4	12th	A.D. Kirwan (Kentucky)
1939	6-2-1	2-2-1	6th	A.D. Kirwan (Kentucky)
1940	5-3-2	1-2-2	9th	A.D. Kirwan (Kentucky)
1941	5-4	0-4	12th	A.D. Kirwan (Kentucky)
1942	3-6-1	0-5	t11th	A.D. Kirwan (Kentucky)
1943	No Team (War Year)			
1944	3-6	1-5	9th	A.D. Kirwan (Kentucky)
1945	2-8	0-5	12th	Bernie Shively (Illinois)
1946	7-3	2-3	8th	Paul "Bear" Bryant (Alabama)
1947 G	8-3	2-3	t9th	Paul "Bear" Bryant (Alabama)
1948	5-3-2	1-3-1	9th	Paul "Bear" Bryant (Alabama)
1949 ●	9-3	4-1	2nd	Paul "Bear" Bryant (Alabama)
1950 S	11-1	5-1	1st	Paul "Bear" Bryant (Alabama)
1951 ☞	8-4	3-3	5th	Paul "Bear" Bryant (Alabama)
1952	5-4-2	1-3-2	9th	Paul "Bear" Bryant (Alabama)
1953	7-2-1	4-1-1	t2nd	Paul "Bear" Bryant (Alabama)
1954	7-3-0	5-2	t3rd	Blanton Collier (Georgetown)
1955	6-3-1	3-3-1	t7th	Blanton Collier (Georgetown)
1956	6-4	4-4	t6th	Blanton Collier (Georgetown)
1957	3-7	1-7	12th	Blanton Collier (Georgetown)
1958	5-4-1	3-4-1	t6th	Blanton Collier (Georgetown)
1959	4-6	1-6	9th	Blanton Collier (Georgetown)
1960	5-4-1	2-4-1	9th	Blanton Collier (Georgetown)
1961	5-5	2-4	7th	Blanton Collier (Georgetown)
1962	3-5-2	2-3-1	t7th	Charlie Bradshaw (Kentucky)
1963	3-6-1	0-5-1	11th	Charlie Bradshaw (Kentucky)
1964	5-5	4-2	t2nd	Charlie Bradshaw (Kentucky)
1965	6-4	3-3	t6th	Charlie Bradshaw (Kentucky)
1966	3-6-1	2-4	6th	Charlie Bradshaw (Kentucky)
1967	2-8	1-6	7th	Charlie Bradshaw (Kentucky)
1968	3-7	0-7	7th	Charlie Bradshaw (Kentucky)
1969	2-8	1-6	9th	John Ray (Olivet)
1970	2-9	0-7	8th	John Ray (Olivet)
1971	3-8	1-6	t6th	John Ray (Olivet)
1972	3-8	2-5	t7th	John Ray (Olivet)
1973	5-6	3-4	t5th	Fran Curci (Miami)
1974	6-5	3-3	t3rd	Fran Curci (Miami)
1975	2-8-1	0-6	t5th	Fran Curci (Miami)
1976 ●	9-3	5-1	t1st	Fran Curci (Miami)
1977	10-1	6-0	2nd	Fran Curci (Miami)
1978	4-6-1	2-4	t5th	Fran Curci (Miami)
1979	5-6	3-3	t4th	Fran Curci (Miami)
1980	3-8	1-5	6th	Fran Curci (Miami)
1981	3-8	2-4	t4th	Fran Curci (Miami)
1982	0-10-1	0-6	t8th	Jerry Claiborne (Kentucky)
1983 H	6-5-1	2-4	4th	Jerry Claiborne (Kentucky)
1984 H	9-3	3-3	t4th	Jerry Claiborne (Kentucky)



YEAR-BY-YEAR RECORDS

1985	5-6	1-5	7th	Jerry Claiborne (Kentucky)
1986	5-5-1	2-4	t4th	Jerry Claiborne (Kentucky)
1987	5-6	1-5	t7th	Jerry Claiborne (Kentucky)
1988	5-6	2-5	t8th	Jerry Claiborne (Kentucky)
1989	6-5	2-5	t7th	Jerry Claiborne (Kentucky)
1990	4-7	3-4	5th	Bill Curry (Ga. Tech)
1991	3-8	0-7	10th	Bill Curry (Ga. Tech)
1992	4-7	2-6	*t5th	Bill Curry (Ga. Tech)
1993	6-6	4-4	*3rd	Bill Curry (Ga. Tech)
1994	1-10	0-8	*6th	Bill Curry (Ga. Tech)
1995	4-7	2-6	*5th	Bill Curry (Ga. Tech)
1996	4-7	3-5	*t4th	Bill Curry (Ga. Tech)
1997	5-6	2-6	*5th	Hal Mumme (Tarleton State)
1998	7-5	4-4	*4th	Hal Mumme (Tarleton State)
1999	6-6	4-4	*4th	Hal Mumme (Tarleton State)
2000	2-9	0-8	*6th	Hal Mumme (Tarleton State)
2001	2-9	1-7	*5th	Guy Morriss (TCU)
2002	7-5	3-5	*t4th	Guy Morriss (TCU)
2003	4-8	1-7	*t5th	Rich Brooks (Oregon State)
2004	2-9	1-7	*t5th	Rich Brooks (Oregon State)
2005	3-8	2-6	*6th	Rich Brooks (Oregon State)
2006	8-5	4-4	*t3rd	Rich Brooks (Oregon State)
2007	8-5	3-5	*t4th	Rich Brooks (Oregon State)
2008	7-6	2-6	*6th	Rich Brooks (Oregon State)
2009	7-6	3-5	*t4th	Rich Brooks (Oregon State)
2010	6-7	2-6	*5th	Joker Phillips (Kentucky)
2011	5-7	2-6	*t4th	Joker Phillips (Kentucky)
2012	2-10	0-8	*7th	Joker Phillips (Kentucky)
2013	2-10	0-8	*7th	Mark Stoops (Iowa)
2014	5-7	2-6	*6th	Mark Stoops (Iowa)
2015	5-7	2-6	*5th	Mark Stoops (Iowa)
2016	7-6	4-4	*t2nd	Mark Stoops (Iowa)
2017	7-6	4-4	*t3rd	Mark Stoops (Iowa)
2018	10-3	5-3	*t2nd	Mark Stoops (Iowa)
2019	8-5	3-5	*t4th	Mark Stoops (Iowa)
2020	5-6	4-6	*4th	Mark Stoops (Iowa)
2021	10-3	5-3	*2nd	Mark Stoops (Iowa)
2022	7-6	3-5	*t4th	Mark Stoops (Iowa)

* Eastern Division finish

- Compass Bowl
- Cotton Bowl
- Great Lakes Bowl
- Hall of Fame Bowl
- Liberty Bowl
- Music City Bowl
- Orange Bowl
- Outback Bowl
- Peach Bowl
- Sugar Bowl
- TaxSlayer Gator Bowl
- Citrus Bowl
- Belk Bowl



ANNUAL KENTUCKY STATISTICS

Total		Rushing					Passing					Total Offense								
Year	FD	Att	Yards	TD	Ypg	Com	Att	Int	Yards	Pct.	TD	Ypg	Plays	Yards	Ypg	Fum-L	Pen	Yds	Pts	Ppg
2022+	229	464	1511	9	116.2	224	349	13	2710	.642	21	208.5	813	4221	324.7	15-6	74	514	265	20.4
2021+	297	496	2594	27	199.5	242	366	13	2594	.661	24	225.7	862	5528	425.2	18-10	63	548	420	32.3
2020@	191	436	2162	19	196.5	145	243	5	1336	.597	7	121.5	679	3498	318.0	13-7	63	615	240	21.8
2019+	252	573	3624	36	278.8	128	257	8	1478	.498	9	113.7	830	5102	392.5	24-12	75	661	353	27.2
2018+	258	536	2592	27	199.4	194	296	10	2099	.655	14	161.5	832	4691	360.8	20-8	79	721	346	26.6
2017+	242	488	2102	27	161.7	196	330	7	2446	.594	10	188.2	818	4548	349.8	14-8	71	626	332	25.5
2016+	240	560	3044	30	234.2	170	312	12	2419	.545	17	186.1	872	5463	420.2	23-16	65	595	390	30.0
2015	222	419	1952	22	162.7	218	397	16	2512	.549	10	209.3	816	4464	372.0	13-6	69	676	296	24.7
2014	231	444	1838	21	153.2	226	405	11	2774	.563	14	231.2	849	4612	384.3	20-4	66	604	350	29.2
2013	212	431	1775	16	147.9	204	343	6	2319	.595	14	193.2	774	4074	341.2	19-9	69	591	246	20.5
2012	214	403	1665	13	138.8	220	387	10	2115	.568	13	176.2	790	3780	315.0	19-6	55	496	215	17.9
2011	170	428	1490	9	124.2	171	336	12	1627	.509	12	135.6	764	3117	259.8	22-12	59	482	190	15.8
2010+	289	452	2061	26	158.5	298	458	9	3501	.651	26	269.3	910	5562	427.8	16-11	72	597	406	31.2
2009+	249	551	2486	26	191.2	180	326	11	1824	.552	13	140.3	877	4310	331.5	16-9	58	502	339	26.1
2008+	212	444	1657	18	127.5	227	415	13	2234	.547	11	171.8	859	3891	299.3	19-8	69	562	294	22.6
2007+	335	485	2021	20	155.5	331	528	12	3743	.627	40	287.9	1013	5764	443.4	30-16	83	717	475	36.5
2006+	254	411	1282	12	98.6	273	436	7	3597	.626	31	276.7	847	4879	375.3	20-10	80	687	347	26.7
2005	176	391	1415	21	128.6	178	304	9	1857	.586	6	168.8	695	3272	297.5	29-16	52	452	239	21.7
2004	176	355	1185	11	107.7	193	353	11	1845	.547	9	167.7	708	3030	275.5	28-14	80	614	173	15.7
2003	217	434	1501	24	125.1	206	381	10	2426	.541	18	202.2	815	3927	327.2	17-8	81	672	328	27.3
2002	216	430	1782	19	148.5	195	350	6	2387	.557	24	198.7	780	4169	347.4	17-9	106	836	385	32.1
2001	216	286	1180	10	107.3	252	446	13	3031	.565	23	275.5	732	4211	382.8	11-8	98	767	259	23.5
2000	257	305	1211	9	110.1	322	564	21	3689	.571	19	335.4	869	4900	445.5	23-11	89	716	254	23.1
1999	230	368	830	11	75.5	304	468	13	3289	.650	26	299.0	836	4119	374.5	26-15	101	817	315	28.6
1998	292	337	1342	11	122.0	414	574	16	4534	.721	39	412.2	911	5876	534.2	25-11	107	976	417	37.9
1997	281	314	1195	8	108.6	374	562	19	4019	.665	37	365.4	876	5214	474.0	17-6	99	788	348	31.6
1996	128	430	1098	9	99.8	126	261	7	1298	.483	7	118.0	691	2396	217.8	23-13	80	658	138	12.6
1995	187	511	2156	24	196.0	118	217	8	1390	.544	6	126.4	728	3546	322.4	18-8	64	508	223	20.3
1994	160	411	1709	10	155.4	115	255	18	1368	.451	8	124.4	666	3077	279.7	23-15	56	585	149	13.6
1993	192	545	2315	17	210.5	108	214	11	1305	.505	9	118.6	759	3620	329.1	25-12	38	320	207	18.8
1992	190	501	1894	15	172.2	118	243	14	1684	.486	6	153.1	744	3578	325.3	26-11	42	313	207	18.8
1991	210	426	1423	13	129.4	176	312	11	2017	.564	9	183.4	738	3440	312.7	25-15	38	342	190	17.3
1990	216	447	1433	14	130.3	216	390	17	2152	.554	14	195.6	837	3585	325.9	17-8	52	416	228	20.8
1989	187	476	1519	15	138.1	145	263	17	1695	.551	6	154.1	739	3214	292.2	18-5	80	674	212	19.3
1988	172	430	1440	19	130.9	131	288	17	1758	.455	6	159.8	718	3198	290.7	27-11	70	585	217	19.7
1987	212	481	2340	20	212.7	121	254	11	1624	.476	9	147.6	735	3964	360.4	21-10	91	752	258	23.5
1986	219	518	2036	20	185.1	160	282	10	1748	.567	3	158.9	800	3784	344.0	27-12	73	633	228	20.7
1985	194	441	1469	12	133.5	189	353	12	2318	.535	7	210.7	794	3787	344.3	22-13	63	580	194	17.6

Total	Rushing				Passing							Total Offense									
	FD	Att	Yards	TD	Ypg	Com	Att	Int	Yards	Pct.	TD	Ypg	Plays	Yards	Ypg	Fum-L	Pen	Yds	Pts	Ppg	
1984	211	481	2263	22	184.7	168	304	13	1975	.552	12	179.5	785	4007	364.3	20-14	83	697	273	24.8	
1983	169	437	1402	13	127.5	156	269	13	1763	.580	13	160.2	705	3165	287.7	17-12	61	436	212	19.3	
1982	145	400	1054	6	95.6	139	286	28	1496	.486	6	136.0	686	2550	231.8	40-22	56	475	96	8.7	
1981	154	472	1044	7	94.9	114	246	16	1502	.463	6	136.5	718	2546	231.4	34-20	43	410	134	12.2	
1980	187	494	1679	10	152.6	133	284	25	1861	.468	10	169.2	778	3540	321.8	35-19	55	540	167	15.2	
1979	179	608	2638	15	239.8	65	154	8	908	.422	7	82.5	762	3546	322.4	47-23	55	544	180	16.4	
1978	168	502	1515	11	137.7	103	239	20	1638	.431	13	148.9	741	3153	286.7	26-11	40	444	193	17.5	
1977	200	638	2486	22	228.7	83	183	7	1053	.454	8	95.7	821	3539	321.7	25-13	49	452	252	22.9	
1976	192	654	2960	18	269.1	57	121	10	729	.471	7	66.3	775	3689	335.4	38-22	55	578	188	17.1	
1975	190	724	2661	12	241.9	44	126	8	556	.349	3	50.5	850	3217	292.5	43-14	44	425	132	12.0	
1974	180	632	3124	24	284.0	43	110	10	576	.391	4	52.4	742	3700	336.4	35-20	46	421	248	22.5	
1973	172	592	2518	21	229.0	56	128	8	889	.433	8	80.8	719	3407	309.7	44-24	52	398	226	20.5	
1972	156	549	1765	16	160.5	95	230	23	1050	.396	1	95.4	779	2815	255.9	32-15	37	438	131	11.9	
1971	161	557	2252	13	204.7	53	154	11	837	.409	4	76.1	711	3089	280.8	28-16	44	383	144	13.1	
1970	153	498	1287	7	117.0	157	303	18	1575	.518	7	143.2	801	2862	260.2	29-12	55	479	131	11.9	
1969	147	459	1132	7	113.2	144	326	22	1692	.442	5	169.2	785	2514	251.4	23-16	48	504	104	10.4	
1968	130	460	1249	13	124.9	93	245	23	1234	.379	6	123.4	695	2483	248.3	25-17	62	640	141	14.1	
1967	138	404	1006	10	100.6	110	277	33	1142	.397	4	114.2	606	2148	214.8	15-4	40	392	111	11.1	
1966	108	447	1056	8	105.6	72	161	15	1075	.447	5	107.5	608	2141	214.1	25-12	38	393	107	10.7	
1965	166	426	1140	17	114.0	123	235	19	1902	.523	11	190.2	671	3042	304.2	10-8	51	478	199	19.9	
1964	159	394	1012	11	101.2	116	230	12	1609	.504	10	160.9	624	2621	262.1	26-11	54	479	150	15.0	
1963	134	385	1193	12	119.3	88	198	20	1266	.444	6	126.6	583	2459	245.9	24-13	40	517	142	14.2	
1962	130	407	1054	7	105.4	89	167	9	1220	.533	4	122.0	574	2274	227.4	26-11	41	440	85	8.5	
1961	135	429	1327	12	132.7	95	187	12	1265	.508	5	126.5	616	2592	259.2	20-13	57	623	138	13.8	
1960	147	383	1391	15	139.1	114	220	14	1633	.518	13	163.3	603	3024	302.4	18-13	62	581	206	20.6	
1959	114	441	1554	12	155.4	67	167	14	752	.404	5	75.2	608	2306	230.6	23-11	56	683	140	14.0	
1958	129	426	1652	14	165.2	79	151	9	1019	.523	6	101.9	577	2671	267.1	27-15	45	491	136	13.6	
1957	126	428	1813	12	181.3	57	121	12	715	.470	5	71.5	605	2528	252.8	26-18	50	540	128	12.8	
1956	113	515	1724	11	172.4	24	71	5	360	.338	5	36.0	586	2084	208.4	28-14	53	555	119	11.9	
1955	138	468	1674	16	167.4	69	129	7	928	.535	9	92.8	597	2602	260.2	24-16	46	460	178	17.8	
1954	153	447	1755	16	175.5	83	158	17	1148	.525	6	114.8	605	2903	290.3	28-19	68	668	151	15.1	
1953	160	506	2147	19	214.7	55	118	8	867	.466	11	86.7	624	3014	301.4	43-24	62	500	201	20.1	
1952	174	586	2437	15	221.5	41	122	11	712	.336	8	64.7	708	3149	286.3	56-29	53	573	161	14.6	
1951**	206	610	2424	25	202.0	151	279	13	1802	.541	21	150.2	889	4226	352.2	33-22	80	629	314	26.2	
1950**	209	545	2452	28	204.3	134	242	14	1819	.554	28	151.5	787	4271	355.9	39-27	67	631	393	32.8	
1949**	163	616	2333	30	194.4	100	188	16	1351	.531	10	112.5	804	3684	307.0	39-20	83	711	317	26.4	
1948	110	409	1666	—	166.6	84	169	11	1185	.497	13	118.5	578	2851	285.1	38-20	42	352	199	19.9	
1947*	127	422	1928	—	175.2	69	152	15	728	.454	—	66.2	574	2656	241.4	36-20	48	500	175	15.9	
1946	93	338	1351	—	135.1	64	145	10	1100	.441	—	110.0	483	2451	245.1	32-17	67	631	233	23.3	

* 11-game totals including bowl statistics • • 12-game totals including bowl statistics • • 13-game totals including bowl statistics @ 2020 includes a 10-game SEC only regular-season schedule due to COVID-19, one bowl



ANNUAL OPPONENT STATISTICS

Total			Rushing				Passing					Total Offense									
Year	FD	Att	Yards	TD	Ypg	Com	Att	Int	Yards	Pct.	TD	Ypg	Plays	Yards	Ypg	Fum-L	Pen	Yds	Pts	Ppg	
2022+	197	433	1828	16	140.6	206	347	10	2220	.594	10	170.8	780	4048	311.4	11-7	74	644	250	19.2	
2021+	242	401	1579	12	121.5	268	403	9	2842	.665	20	218.6	804	4421	340.1	11-3	78	598	282	21.7	
2020@	285	408	1717	18	156.1	235	356	16	2471	.660	18	224.6	764	4188	380.7	13-6	62	521	285	25.9	
2019+	224	443	2006	21	154.3	202	353	8	2182	.572	9	167.8	796	4188	322.2	27-11	74	669	251	19.3	
2018+	228	461	1964	12	151.1	216	376	9	2422	.574	14	186.3	837	4386	337.4	23-11	101	858	219	16.8	
2017+	289	466	2279	23	175.3	274	427	11	3271	.642	21	251.6	893	5550	426.9	14-7	91	787	367	28.2	
2016+	274	576	2966	25	228.2	202	352	13	2679	.574	20	206.1	928	5645	434.2	18-8	85	678	407	31.3	
2015	250	510	2353	24	196.1	196	343	11	2377	.571	14	198.1	853	4730	394.2	19-9	68	610	329	27.4	
2014	270	511	2294	20	191.2	217	377	15	2589	.576	22	215.8	888	4883	406.9	25-8	59	499	375	31.2	
2013	256	483	2368	26	197.3	221	336	3	2758	.658	22	229.8	819	5126	427.2	22-12	71	604	374	31.2	
2012	268	481	1935	25	161.2	247	367	5	2757	.673	21	229.8	848	4692	391.0	18-8	64	477	372	31.0	
2011	234	487	2198	14	183.2	175	342	15	2326	.512	19	193.8	829	4524	377.0	18-10	74	639	296	24.7	
2010+	236	501	2302	30	177.1	172	319	9	2302	.539	14	177.1	820	4604	354.2	16-7	74	625	369	28.4	
2009+	233	509	2378	18	182.9	163	336	16	2298	.485	17	176.8	845	4676	359.7	17-6	70	633	295	22.7	
2008+	209	477	1810	15	139.2	188	359	12	2511	.524	18	193.2	836	4321	332.4	27-14	74	685	279	21.5	
2007+	288	543	2484	20	191.1	236	431	17	2679	.548	24	206.1	974	5163	397.2	24-10	84	737	385	29.6	
2006+	292	476	2398	24	184.5	235	406	14	3496	.579	24	268.9	882	5894	453.4	35-18	83	658	369	28.4	
2005	231	439	2159	22	196.3	239	384	5	2676	.622	24	243.3	823	4835	439.5	22-11	74	675	375	34.1	
2004	231	500	2477	26	225.2	157	276	12	2235	.569	13	203.2	776	4712	428.4	22-11	77	644	341	31.0	
2003	248	536	2240	23	186.7	186	330	11	2347	.564	14	195.6	866	4587	382.2	16-6	84	616	321	26.7	
2002	249	495	2092	13	174.3	174	369	10	2723	.472	23	226.9	864	4815	401.2	23-12	87	785	301	25.1	
2001	267	442	1958	20	178.0	228	380	5	3271	.600	28	297.4	822	5229	475.4	19-8	81	714	367	33.4	
2000	230	413	1795	22	163.2	175	308	5	2670	.568	25	242.7	721	4465	405.9	25-15	69	598	383	34.8	
1999	217	377	1633	25	148.5	189	366	16	2478	.516	17	225.3	743	4111	373.7	23-15	96	734	323	29.4	
1998	204	382	1641	19	149.2	157	322	6	2606	.488	24	236.9	704	4247	386.1	20-10	93	751	349	31.7	
1997	223	421	1879	23	170.8	178	311	9	2436	.572	22	221.5	732	4315	392.3	21-11	69	594	362	32.9	
1996	198	422	1667	21	151.6	172	309	12	2222	.557	14	202.0	731	3889	353.6	24-17	77	714	322	29.3	
1995	207	416	1664	16	151.3	190	326	12	2233	.583	13	203.0	742	3897	354.3	25-13	68	611	269	24.5	
1994	255	526	2994	32	272.2	167	270	7	1957	.619	19	177.9	796	4951	450.1	14-6	100	849	405	36.8	
1993	182	385	1707	11	155.2	177	344	20	2089	.515	11	189.9	729	3796	345.1	21-9	75	703	195	17.7	
1992	205	467	2274	17	206.7	159	274	12	1926	.580	15	175.1	741	4200	381.8	19-5	64	490	280	25.5	
1991	246	510	2485	17	225.9	165	279	11	2346	.591	16	213.3	789	4831	439.2	19-10	67	594	268	24.4	
1990	202	476	2064	15	187.6	131	255	4	2093	.514	18	190.3	731	4157	377.9	14-7	76	641	316	28.7	
1989	192	482	1782	14	162.0	151	280	10	1741	.539	9	158.3	762	3523	320.3	25-10	71	659	220	20.0	
1988	179	522	1932	14	175.6	134	250	10	1535	.536	11	139.6	772	3467	315.2	39-19	71	612	208	18.9	
1987	173	464	1545	9	140.5	146	286	14	1769	.511	13	160.8	750	3314	301.3	26-6	75	734	189	17.2	
1986	191	434	1769	13	160.8	156	280	9	1826	.557	10	166.0	714	3595	335.9	33-16	70	638	207	18.8	

Year	FD	Rushing				Passing				Total Offense									
		Att	Yards	TD	Ypg	Com	Att	Int	Yards	Pct.	TD	Ypg	Plays	Yards	Ypg	Fum-L	Pen	Yds	Pts
1985	199	463	1713	13	155.7	179	338	17	2087	.529	12	189.7	801	3800	345.5	26-16	73	620	211
1984	218	457	1781	10	161.9	189	343	18	2352	.551	8	213.8	800	4133	375.7	27-20	69	617	202
1983	204	520	2176	20	197.8	141	276	12	1669	.511	5	151.7	796	3845	349.5	18-9	48	384	217
1982	221	597	2400	11	218.1	146	258	9	1832	.565	18	166.5	855	4232	384.7	33-14	70	543	287
1981	201	583	2004	20	182.1	123	236	14	1405	.521	4	127.7	819	3409	309.9	31-12	62	536	222
1980	202	567	2224	19	202.1	110	219	10	1598	.502	11	145.3	786	3822	347.4	31-16	48	470	280
1979	156	490	1731	10	157.4	107	229	15	1235	.467	6	112.3	719	2966	269.6	32-15	54	510	143
1978	201	543	1707	10	155.2	151	288	17	1825	.524	8	165.9	831	3532	321.1	33-12	59	506	189
1977	160	493	1322	7	120.2	116	235	14	1268	.494	5	115.3	728	2590	235.5	32-13	54	439	111
1976	161	564	1976	15	179.6	85	189	11	1031	.450	5	93.7	753	3007	273.4	23-13	58	555	137
1975	154	516	1917	16	174.3	75	156	11	1241	.481	5	112.8	672	3158	287.1	35-18	50	436	183
1974	196	589	2277	15	207.0	97	186	15	1386	.522	8	126.0	775	3663	333.0	28-18	48	445	194
1973	188	532	1898	19	172.5	119	240	10	1376	.496	5	125.1	732	3274	297.6	30-17	41	356	196
1972	216	561	2257	14	205.2	114	238	13	1569	.479	12	142.6	799	3826	347.8	31-17	49	475	232
1971	221	600	2292	24	208.4	106	196	20	1476	.541	NA	134.2	796	3768	342.5	22-12	43	416	284
1970	199	520	1508	NA	137.1	154	301	22	2101	.512	NA	191.0	821	3609	328.1	31-17	49	462	233
1969	194	486	1576	NA	157.6	163	279	11	1960	.584	NA	196.0	765	3536	353.6	29-18	55	534	295
1968	180	539	1591	NA	159.1	122	225	10	1526	.542	NA	152.6	764	3117	311.7	31-19	53	596	206
1967	167	525	1816	NA	181.6	102	179	6	1206	.570	NA	120.6	704	3022	302.2	21-10	58	615	230
1966	154	492	2049	NA	204.9	80	161	7	1116	.497	NA	111.6	653	3165	316.5	18-12	35	357	196
1965	135	436	1601	NA	160.1	95	185	12	1036	.514	NA	103.6	621	2637	263.7	23-18	50	503	160
1964	141	432	1507	NA	150.7	71	149	10	887	.477	NA	88.7	577	2394	293.4	25-11	55	495	194
1963	167	433	1736	NA	173.6	108	214	19	1330	.505	NA	133.0	647	3066	306.6	21-12	60	605	168
1962	139	439	1595	NA	159.5	76	172	13	853	.442	NA	85.3	611	2448	244.8	24-14	47	430	101
1961	111	399	1171	NA	117.1	67	136	14	893	.493	NA	89.3	535	2064	206.4	24-15	57	572	123
1960	98	421	1309	NA	130.9	47	124	17	522	.379	NA	52.2	545	1831	183.1	17-10	48	439	81
1959	101	426	1427	NA	142.7	58	146	12	626	.397	NA	62.6	572	2053	205.3	25-16	42	418	157
1958	109	422	1488	NA	148.8	66	139	10	849	.475	NA	84.9	561	2337	233.7	22-12	52	500	115
1957	134	470	1893	NA	189.3	37	115	14	531	.322	NA	53.1	585	2424	242.4	25-13	49	448	127
1956	130	442	1709	NA	170.9	59	142	14	766	.415	NA	76.6	584	2475	247.5	29-21	44	355	105
1955	125	451	1832	NA	183.2	36	96	13	479	.375	NA	47.9	547	2311	231.1	20-13	46	500	117
1954	138	427	1609	NA	160.9	48	135	17	643	.356	NA	64.3	562	2252	225.2	26-10	49	549	125
1953	135	460	1486	NA	148.6	59	147	21	724	.401	NA	72.4	607	2210	221.0	28-14	50	399	116
1952	170	520	1541	NA	154.1	125	209	13	1644	.598	NA	149.5	739	3185	289.5	28-13	61	582	173
1951**	121	480	1463	NA	121.9	83	215	22	1101	.386	NA	91.7	695	2564	213.7	41-25	69	520	121
1950**	134	544	1210	NA	100.8	74	197	29	912	.376	NA	76.0	741	2122	176.8	48-25	50	482	69
1949**	109	NA	941	NA	78.4	78	206	29	984	.379	NA	82.0	NA	1925	160.4	38-22	60	470	74
1948	111	NA	1237	NA	123.7	65	156	18	868	.417	NA	86.8	NA	2105	210.5	19-6	40	317	128
1947*	108	NA	1289	NA	117.2	77	172	22	807	.448	NA	73.4	NA	2096	190.5	30-13	39	365	73
1946	94	NA	1095	NA	109.5	68	184	25	805	.370	NA	80.5	NA	1900	190.0	34-16	54	446	91

* 11-game totals including bowl statistics • ** 12-game totals including bowl statistics • • 13-game totals including bowl statistics @ 2020 includes a 10-game SEC only regular-season schedule due to COVID-19, one bowl



ALL-TIME COACHING RECORDS

Years	Coach (Alma Mater)	Yrs/UK	W	L	T	Pct.
1881	Unknown	1	1	2	0	.333
1891	Unknown	1	1	1	0	.500
1892	Prof. A.M. Miller (Princeton)	1	2	4	1	.357
1892-93	John A. Thompson (Purdue)	1	5	2	1	.688
1894	W.P. Finney (Purdue)	1	5	2	0	.714
1895	Charles Mason (Cornell)	1	4	5	0	.444
1896	Dudley Short (Cornell)	1	3	6	0	.333
1897	Lyman B. Eaton (Cincinnati)	1	2	4	0	.333
1898-99	W.R. Bass (Cincinnati)	2	12	2	2	.813
1900-01	W.H. Kiler (Illinois)	2	6	12	1	.342
1902	E.W. McLeod (Michigan)	1	3	5	1	.389
1903	C.A. Wright (Columbia)	1	7	1	0	.875
1904	F.E. Schacht (Minnesota)	2	15	4	1	.775
1906-08	J. White Guyn (Kentucky)	3	17	7	1	.700
1909-1910, 12	R. Sweetland (Cornell)	3	23	5	0	.821
1911	P.P. Douglass (Michigan)	1	7	3	0	.700
1913-14	Alpha Brumage (Kansas)	2	11	5	0	.688
1915-16	J.J. Tigert (Vanderbilt)	2	10	2	3	.767
1917	S.A. Boles (Vanderbilt)	1	3	5	1	.389
1918-19	Andy Gill (Indiana)	2	5	5	1	.500
1920-22	W.J. Juneau (Wisconsin)	3	13	10	2	.560
1923	J. Winn (Princeton)	1	4	3	2	.556
1924-26	Fred J. Murphy (Yale)	3	12	14	1	.463
1927-33	Harry Gamage (Illinois)	7	32	25	5	.556
1934-37	C.A. Wynne (Notre Dame)	4	20	19	0	.513
1938-42, 44	A.D. Kirwan (Kentucky)	6	24	28	4	.464
1943	NO-TEAM—WAR YEAR					
1945	Bernie Shively (Illinois)	1	2	8	0	.200
1946-53	Paul Bryant (Alabama)	8	60	23	5	.710
1954-61	Blanton Collier (Georgetown)	8	41	36	3	.531
1962-68	Charlie Bradshaw (Kentucky)	7	25	41	4	.386
1969-72	John Ray (Olivet)	4	10	33	0	.233
1973-81	Fran Curci (Miami)	9	47	51	2	.480
1982-89	Jerry Claiborne (Kentucky)	8	41	46	3	.472
1990-96	Bill Curry (Georgia Tech)	7	26	52	0	.333
1997-2000	Hal Mumme (Tarleton State)	4	20	26	0	.435
2001-02	Guy Morriss (Texas Christian)	2	9	14	0	.391
2003-09	Rich Brooks (Oregon State)	7	39	47	0	.453
2010-12	Joker Phillips (Kentucky)	3	13	24	0	.351
2013-present	Mark Stoops (Iowa)	10	66	59	0	.528
Totals	132 Seasons		646	641	44	.502

ALL-TIME ASSISTANT COACHES

ADAMS, Tom (Rice, '82)
1997-2002 | DTs, D-Line

ADOLPH, Dave (Akron '59)
1969-72 | Off. Line

ARCHER, Mike (Miami, Fla. '75)
1993-95; 2003-06 | Def. Coord., LBs

ALLEN, Ermal (Kentucky '42)
1947-62 | Off. Backs

ANSLEY, Derrick (Troy 2005)
2013-15 | Cornerbacks, DBs

ARNSPARGER, Bill (Miami, O. '50)
1954-61 | Off. Line

ATKINSON, Joe (Vanderbilt '42)
1946-49 | Guards

BAILEY, Charlie (Tampa '62)
1975-81 | Def. Coord.

BALITSARIS, Mike (Tennessee '42)
1946-47 | Ends

BASSETT, Claude (BYU '78)
1997-2000 | Recr. Coord.

BENNETT, Leeman (Kentucky '60)
1962, 65 | Off. Backs

BLACKLEDGE, Ron (Bowling Green '60)
1973-75 | Off. Line

BOONE, George (Kentucky '61)
1961-65 | Def. Line

BOUKNIGHT, Jovon (Wyoming '06)
2020-21 | Wide Receivers

BOULWARE, Jay (Texas '96)
2023-present | RBs/Special Teams Coord.

BOWDEN, Tommy (West Virginia '76)
1990 | Off. Coord.

BRADFORD, Vic (Alabama '39)
1951 | Backs

BRADSHAW, Charlie (Kentucky '50)
1954-58 | Off. Backs

BRINSON, Larry (Florida '82)
2007-10 | Running Backs

BROWN, Neal (Massachusetts 2002)
2013-14 | Offensive Coord., QBs

BROWN, Steve (Oregon '83)
2003-11 | Def. Backs, Def. Coord.

BRUMBAUGH, Jimmy (Auburn 2000)
2013-2016 | Defensive Line

BUFFANO, Frank (Arizona 2006)
2020, 2023-present | Safeties
2021-22 | Safeties, Co-Special Teams Coord.

BUH, Andy (Nevada '95)
2015 | Outside Linebackers

CAIN, Ron (Kentucky '59)
1969-70 | Receivers

CALLAHAN, Ray (Kentucky '56)
1963-66 | Off. Line

CAMPBELL, Whitey (Miami U. '57)
1969-70 | Def. Backs

CARAGHER, Ron (UCLA '90)
2003-06 | RBs, Recruiting Coord.

CARMODY, Jim (Tulane '55)
1963 | Fr. Coord.

CARR, Fletcher (Tampa '73)
1973-75 | Centers

CARR, Gerald (S. Illinois, '81)
2001-02 | Asst. HC, RBs

CASSITY, Mike (Kentucky '75)
1980-81; 2012 | Def. Backs

CATAVOLOS, George (Purdue '67)
1977-81 | Def. Backs

CHAPMAN, George (Georgia '35)
1950 | Def. Line

CLAIBORNE, Jerry (Kentucky '50)
1952-53 | Def. Backs, LBs

CLINKSCALE, Steve (Ashland, 2000)
2016-2020 | Def. Backs
2021 | Def. Passing Game Coord./Def. Backs

COEN, Liam (UMass '08)
2021, 2023-present | Off. Coord., QBs

COLLINS, Chris (Western Carolina '10)
2021-present | Defensive Backs

CONDE, Bill (Kentucky '52)
1967-68 | Off. Line

COOPER, John (Iowa St. '62)
1973-76 | Def. Backs

COUGHLIN, Don (Miami U. '62)
1973-76, 78 | Def. Line

CROPP, John (Vanderbilt '61)
1991 | Tight Ends

CUMMINGS, Bob (Vanderbilt '48)
1959-60 | Def. Backs

CUTCHIN, Phil (Kentucky '43)
1952-53 | Backs

DAWSON, Shannon (Wingate, 2001)
2015 | Offensive Coord, QBs

DEEB, Norm (Eastern '59)
1959-61 | Fresh. Line

DEVLIN, John (West Chester '59)
1982-83 | Linebackers

DICKEY, Daryl (Tennessee '85)
1990-94 | Off. Coord/QBs

DIETZEL, Paul (Miami, O. '47)
1951-52 | Assistant

DORR, Ray (W. Va. Wesleyan '65)
1993-96 | RBs, QBs

DUNN, Paul (Pittsburgh '83)
2003-04 | Run Coord./OL

DRAKE, Mike (W. Michigan '80)
1995-96 | Running Backs



EISAMAN, Jerry (Kentucky '60)
1982-89 | Quarterbacks

ELIOT, D.J. (Wyoming '99)
2013-16 | Def. Coord., Linebackers

ENGLISH, Wally (Louisville '57)
1966-68 | Quarterbacks

FANOGA, Mike (Texas-El Paso, '87)
1997-98 | D-Line, O-Line

FITZGERALD, Denny (Michigan '62)
1969-70 | Def. Coord.

FORD, Bob (Memphis St. '55)
1962-65 | Def. Coord.

FRANKLIN, Tony (Murray State '79)
1997-2000 | Off. Coord., RBs, Rec., QB's

FUCCI, Dominic (Kentucky '48)
1956-58 | Def. Backs

FUGETT, Todd (E. C. Oklahoma '85)
1990-91 | Ban/Rov

FULLER, Leon (Alabama '60)
1966-68 | Def. Backs

GALAT, Joe (Miami, O. '62)
1973, 75 | Def. Line

GARBER, Chip (Maryland '78)
1982-89 | Def. Backs

GIBBS, Alex (Davidson '83)
1971-72 | Secondary

GLASER, Bill (Bellarmine '65)
1977-96 | Def. Line

GOODNER, John (SW Okla. State '67)
2001-02 | Def. Coord./LBs

GRAN, Eddie (Cal Lutheran, '87)
2016-2020 | Asst. HC/Off. Coord./RBs

GRAY, Michael (Oregon '84)
2003-04 | Def. Line

GUY, John (N. C. A&T '73)
1990-91 | Outside LBs

HAERING, Joe (Bucknell '64)
1970-72 | Off. Backs

HALLUM, John (Jake) (Newberry '60)
1982-89 | Off. Line

HAM, Frank (Olivet '40)
1969-72 | Adm. Asst.

HART, Dave (St. Vincent '50)
1962-63 | Def. Coord.

HATCHER, Chris (Valdosta State, '95)
1999 | QBs/Receivers

HAWKINS, Ralph (Maryland '57)
1962-65 | Def. Backs

HEGGINS, Jimmy (Florida State '78)
2005-09 | Offensive Line

HIGHSMITH, Scott (Howard Payne '77)
1999-2000 | WRs, RBs

HINSHAW, Darin (Central Florida, '93)
2016-2020 | Co-Off. Coord./QB's

HOEFER, Larry (McMurry '73)
2001-02 | Safeties

HOLWAY, Richard (Kentucky '50)
1950

HOOD, Dean (Ohio Wesleyan, '86)
2017-19 | Outside LBs/Defensive Backs/Special Teams

HOUSE, Matt (Michigan State, 2000)
2016 | Inside LBs/Special Teams
2017-18 | Def. Coord., Inside LBs

HUDSON, Ron (California '69)
2003-04 | Off. Coord./QB's

HUNTER, Hal (Pittsburg '55)
1971-72 | Off. Line

HUNTRESS, Carroll (N. Hampshire '49)
1971-72 | Off. Line

JACKSON, Harold (Jackson State '68)
2001-02 | Wide Receivers

JAMES, Pat (Kentucky '51)
1951

JASPER, Bill (Tennessee '52)
1963-64 | Line

KEANE, Tim (Arkansas St. '68)
1997-2000 | CBs, DBs

KIRKSEY, Larry (Eastern '73)
1977-81 | Receivers

KNOX, Chuck (Juniata '54)
1961-62 | Off. Line

LAIR, Matt (Kentucky '48)
1954-58, 62-63 | Asst. H.C.

LANCASTER, Chris (Clemson '89)
2001-02 | D.Ends/O-Line

LANGLEY, J.D. (Chattanooga '43)
1951 | Off. Line

LASLIE, Carney (Alabama '33)
1946-51 | Tackles

LEACH, Mike (BYU, '83)
1997-98 | Off. Coord./Rec.

LEAL, Dan (Gannon Col. '60)
1973-74 | Recruiting

LeBLANC, Derrick (Northwestern State, 96)
2017-19 | Def. Line

LEWIS, Joseph (Western '79)
1984-85 | Off. Backs

LEWIS, Walter (Alabama '84)
1990-91 | Off. Backs

LIKINS, Dave (Centre '80)
1982-89 | Outside LBs

LIMBAUGH, Tommy (Alabama '67)
1990-94 | Asst. H.C./T.E.

LOCKWOOD, David (West Virginia '89)
2007 | Defensive Backs

LOUNSBURY, Dan (Arkansas '74)
2000 | TEs, Spec. Tms.

MAGAZU, Dave (Springfield '80)
1995-96 | Centers, Guards



MAINORD, Tommy (Tarleton State 2000)
2013-15 | Wide Receivers

MAJOR, Mike (S.F. Austin '73)
1997-2000 | Def. Coord./LBs

MARROW, Vince (Toledo '92)
2013-present | Assoc. HC, Tight Ends, Recr. Coord.

MARTIN, Tee (Tenn./US Sp. Ac. 2003)
2010-11 | Wide Receivers

McBRIDE, Ron (San Jose State '64)
2003-04 | Inside LBs

McCLENDON, Charles (Kentucky '51)
1951 | Ends

McCUBBIN, Bill (Kentucky '40)
1951 | Fresh. Coord.

McCULLERS, Charlie (Tampa '60)
1979-80 | Off. Line

McGRIFF, Wesley (Savannah State '90)
2001-02 | RBs/CBs

MILLER, Calvin (Oklahoma St., '75)
1995-96 | Def. Ends

MINTER, Rick (Henderson State '77)
2011-12 | Defensive Coordinator

MIRILOVICH, Jon (Miami U. '60)
1973-76, 79 | Off. Coord.

MITCHELL, Billy (Kentucky '57)
1973-79 | Receivers

MOORE, Bud (Alabama '61)
1962-64 | Asst. Line

MORAN, Paul (Cent. Conn. St. '68)
1972 | Assistant

MORRISS, Guy (TCU '73)
1997-2000 | Asst. H.C./O-Line

MOSELEY, Bill (Kentucky '45)
1954-55 | Backfield

MOSELEY, Frank (Alabama '33)
1946-51 | Backfield

MOSS, Joe (Virginia Tech '61)
1965-66 | Off. Coord.

MOSS, Perry (Illinois '48)
1976-78, 81 | Off. Coord.

NAIVAR, Craig (Hardin-Simmons '94)
2014 | Special Tms. Coord./Safeties

NARDUZZI, Bill (Miami, O. '59)
1973-74 | Def. Coord.

NELSON, Mark (E.C. Oklahoma '80)
2001-02 | S. Tms./TE/DE

NEW, Larry (Illinois '65)
1990-92 | Def. Coord.

NIBLACK, Jim (Florida '51)
1977-78 | Off. Line

NICOLAU, Nick (So. Conn. '57)
1973-75 | Off. Backs

NORD, Greg (Kentucky '80)
1982-89; 2010-12 | Off. Backs/Sp. Tms./TEs

NORTH, John (Vanderbilt '48)
1956-61 | Ends

ORTMAYER, Steve (La Verne '67)
2003-09 | Asst. HC/Sp.Tms. Coord./TEs

OWEN, Phil (Georgetown '53)
1964-68 | Freshmen

OWENS, Jim (Oklahoma '50)
1951-53 | Ends

PARDUE, Steve (Austin Peay '85)
2011-12 | Running Backs

PATTERSON, Darrell (TCU '84)
1997-2000 | Safeties, DEs

PEASE, Brent (Montana '90)
2001-02 | Off. Coord./QBs

PELL, Charley (Alabama '63)
1965-68 | Def. Line

PETRI, Rick (Missouri-Rolla '76)
2005-09 | Def. Line

PEVETO, Bradley Dale (SMU '86)
2013 | Spec. Tms. Coord./Safeties

PHILLIPS, Joker (Kentucky '86)
1991-96; 2003-09 | WR/Recr. Coord./Off. Coord.

POYNTER, Jim (Kentucky '61)
1965-68 | Off. Backs

REDDING, Dick (Springfield '40)
1982-89 | Recruiting

RHOADES, Rick (C. Missouri St. '70)
1990-92 | Off. Coord.

RICE, Homer (Centre '51)
1962-65 | Off. Coord.

RILEY, Don (E. Tenn. State '56)
1992-94 | Offensive Line

ROPER, Kurt (Rice '95)
2005 | Quarterbacks

RUTLEDGE, Ed (Western '41)
1956-61 | Ends

SANDERS, Randy (Tennessee '88)
2006-12 | QBs/Off. Coord./Recr. Coord.

SCANGARELLO, Rich (Sacramento State '96)
2022 | QBs/Off. Coord.

SCHLARMAN, John (Kentucky '97)
2013-2020 | Offensive Line

SCHNELLENBERGER, Howard (Kentucky '58)
1959-60 | Ends

SCOTT, Chad (North Carolina 2005)
2013-15 | Running Game Coord., RBs

SEFCIK, George (Notre Dame '62)
1969-72 | Off. Coord.

SEKANOVICH, Dan (Tennessee '54)
1971-72 | Def. Line

SETTLE, John (Appalachian State, '89)
2021-22 | RBs/Co-Special Teams Coord.

SENGEL, George (Kentucky '48)
1961-68 | Ends



SHANNON, J.R. (Kentucky '59)
1959-61 | Recruiting

SHARPLESS, Rod (Maryland '75)
1982-89 | Def. Tackles

SHERIDAN, Farrell (Minnesota '73)
1982-89 | Off. Tackles

SHIVELY, Doug (Kentucky '59)
1966-68 | Def. Ends

SHULA, Don (John Carroll '51)
1959 | Off. Backs

SMITH, Chuck (Kentucky '81)
2005-12 | Linebackers/Recr. Coord.

SMITH, Lovie (Tulsa '80)
1992 | Def. Ends

SMITH, Michael (Kansas State, '95)
2018-19 | Wide Receivers

SMITH, Rick (Florida State '71)
1990-96, 2001 | Def. Backs
2001 | Asst.HC/Recr.Coord./Def Backs

SNYDER, Charles (Marshall '48)
1958 | Off. Backs

STEWART, Anwar (Kentucky '17)
2020-present | Defensive Line

STOOPS, Mike (Iowa '87)
2022-present | Inside Linebackers

STROCK, Terry (Virginia Tech. '62)
1983-89 | Linebackers

SUMMERS, Mike (Georgetown [Ky.], '78)
2010-12 | Offensive Line

SUMRALL, Jon (Kentucky '05)
2019-2020 | Inside Linebackers
2021 | Co-Def. Coord./Inside Linebackers

TATE, Dick (Illinois '67)
1971-72 | Freshmen

THOMAS, Lamar (Miami, '92)
2016-17 | Wide Receivers

THURMOND, Chris (Tulsa '75)
2008-10 | Def. Backs

TURCHETTA, Tom (Miami U. '72)
1979-81 | Tight Ends

TURNER, David (Davidson '85)
1993-94, 2010-12 | Defensive Ends, Def. Line

UNDERWOOD, Clarence (Marshall '38)
1948-55, 65-68, 73-76 | Line

UZELAC, Elliot (W. Michigan '80)
1995-96 | Off. Coord./Tackles/Tight Ends

VIADELLA, Joe (Rhode Island '83)
1984-85 | Receivers

VOOLETICH, Milan (Geneva '64)
1996 | Linebackers

WELLS, David (Ole Miss '66)
1974-76 | Receivers

WALDRON, Ro (Virginia Tech '81)
1984-85 | Centers

WASHINGTON, Pat (Auburn '87)
2012 | Wide Receivers

WHITE, Brad (Wake Forest, '05)
2018 | Outside Linebackers
2019-present | Def. Coord., Outside LBs

WOLFORD, Eric (Kansas State, '94)
2021 | Offensive Line

WOODWARD, Scott (UMass, '09)
2021-present | Wide Receivers

YENSER, Zach (Troy, '07)
2022-present | Offensive Line

KENTUCKY VS. ALL OPPONENTS

Opponent	Games	First Met	Last Met	W	L	T
Akron	1	2010	2010	1	0	0
Alabama	41	1917	2020	2	38	1
Alabama State	1	2013	2013	1	0	0
All-Kentucky	1	1900	1900	0	1	0
Alumni	1	1899	1899	1	0	0
Arkansas	8	1998	2019	5	3	0
Auburn	34	1934	2020	6	27	1
Austin Peay	1	2016	2016	1	0	0
Avondale	2	1900	1901	0	2	0
Baldwin-Wallace	1	1940	1940	1	0	0
Ball State	1	2001	2001	1	0	0
Baylor	4	1963	1977	2	2	0
Berea College	5	1903	1909	5	0	0
Bethany	1	1904	1904	1	0	0
Boston College	1	1937	1937	0	1	0
Bowling Green	3	1979	1985	2	1	0
Butler College	4	1913	1917	4	0	0
Carson-Newman	2	1928	1929	2	0	0
Catlettsburg	2	1896	1905	1	1	0
Central Michigan	7	1983	2018	7	0	0
Central University	15	1892	1911	4	10	1
Centre College	30	1891	1929	11	18	1
Charleston Southern	1	2010	2010	1	0	0
Charlotte	1	2015	2015	1	0	0
Chattanooga	1	2021	2021	1	0	0
Chicago	1	1925	1925	0	1	0
Cincinnati	34	1894	1996	22	9	3
Cincinnati YMCA	2	1893	1912	2	0	0
Citadel	1	1949	1949	1	0	0
Clemson	13	1925	2006	8	5	0
Company H of 8th Mass.	1	1898	1898	1	0	0
Connecticut	1	1999	1999	1	0	0
Cumberland	1	1905	1905	1	0	0
Cynthiana	2	1903	1905	2	0	0
Dayton	1	1950	1950	1	0	0
DePauw	1	1895	1895	0	1	0
Detroit	4	1959	1964	4	0	0
Duke	4	1930	1933	0	4	0
Earlham	3	1913	1915	3	0	0
East Carolina	2	1993	2008	2	0	0
Eastern Kentucky	5	1998	2017	5	0	0
Eastern Michigan	2	2017	2019	2	0	0
East Tennessee State	1	1985	1985	1	0	0
Eminence	1	1906	1906	1	0	0
Evansville	1	1947	1947	1	0	0
Florida	73	1917	2022	20	53	0
Florida Atlantic	1	2007	2007	1	0	0
Florida State	6	1960	2007	4	1	1
Frankfort A.C.	1	1895	1895	1	0	0
Georgetown (KY.)	24	1891	1924	23	1	0
George Washington	3	1940	1951	3	0	0
Georgia	76	1939	2022	12	62	2
Georgia Tech	20	1923	2016	7	12	1
Hanover	2	1907	1912	2	0	0
Hawai'i	1	1958	1958	1	0	0
Houston	2	1965	1966	0	2	0
Idaho State	1	2005	2005	1	0	0
Illinois	2	1909	1913	1	1	0
Indiana	36	1892	2005	17	18	1
160th Indiana	1	1898	1898	1	0	0

Opponent	Games	First Met	Last Met	W	L	T
Iowa	2	2022	2022	1	1	0
Jacksonville State	1	2011	2011	1	0	0
Jeffersonville A.C	1	1894	1894	1	0	0
Kansas	4	1975	1982	0	3	1
Kansas State	4	1961	1983	3	1	0
Kent State	7	1984	2012	7	0	0
Kentucky Wesleyan	6	1897	1927	5	1	0
K.M.I.	4	1903	1906	4	0	0
Lexington A.C.	1	1896	1896	0	1	0
Lexington High	1	1911	1911	1	0	0
Louisiana Lafayette	1	2015	2015	1	0	0
Louisiana Monroe	6	1994	2021	5	1	0
Louisiana State	58	1949	2021	17	40	1
Louisville	34	1912	2022	19	15	0
Louisville A.C.	4	1892	1898	3	1	0
Louisville YMCA	4	1900	1902	2	2	0
Manhattan	2	1936	1937	1	1	0
Manual High	1	1907	1907	1	0	0
Marietta	2	1903	1906	1	1	0
Marquette	3	1945	1948	2	1	0
Marshall	6	1905	1960	6	0	0
Maryland	7	1931	1979	2	3	2
Maryville	20	1907	1938	19	0	1
Memphis State	4	1953	1957	4	0	0
Miami (Florida)	8	1948	1963	5	3	0
Miami (Ohio)	14	1894	2022	9	4	1
Michigan	1	1908	1908	0	1	0
Michigan State	4	1944	1947	2	2	0
Middle Tennessee	3	2002	2018	3	0	0
Mississippi	45	1944	2022	14	30	1
Mississippi State	50	1914	2022	25	25	0
Missouri	13	1965	2022	9	4	0
Mooney School	1	1902	1902	0	1	0
Morris-Harvey	2	1907	1911	2	0	0
Murray State	2	2003	2019	2	0	0
Nashville University	1	1902	1902	0	1	0
Newcastle	1	1898	1898	1	0	0
New Mexico State	2	2016	2021	2	0	0
Norfolk State	1	2008	2008	1	0	0
North Carolina	10	1910	1990	5	5	0
North Carolina State	3	1909	2020	2	1	0
North Dakota	1	1950	1950	1	0	0
North Texas State	3	1950	1984	3	0	0
Northern Illinois	1	2022	2022	1	0	0
Northwestern	2	1928	2017	0	2	0
Oglethorpe	2	1938	1938	2	0	0
Ohio Northern	1	1913	1913	1	0	0
Ohio State	3	1895	1935	0	3	0
Ohio University	6	1910	2014	4	2	0
Oklahoma	3	1895	1982	1	2	0
Oregon State	2	1968	1979	2	0	0
Paris	1	1904	1904	1	0	0
Penn State	6	1975	2018	3	3	0
Pittsburgh	1	2010	2010	0	1	0
Purdue	3	1895	1915	1	2	0
O&C Railroad	1	1902	1902	1	0	0
Rice	2	1953	1955	2	0	0
Rose Polytechnical	2	1908	1909	2	0	0
Rutgers	5	1984	1990	2	2	1
St. Mary's College	1	1909	1909	1	0	0
St. Louis University	2	1905	1910	0	2	0



Opponent	Games	First Met	Last Met	W	L	T
Samford	1	2012	2012	1	0	0
Santa Clara	1	1950	1950	0	1	0
Sewanee	13	1908	1933	7	3	3
South Carolina	34	1937	2022	14	19	1
South Florida	1	2000	2000	1	0	0
Southern Illinois	1	1988	1988	1	0	0
Southern Methodist	1	1949	1949	0	1	0
Southern Mississippi	4	1949	2017	3	1	0
Southwestern	3	1920	1941	3	0	0
Syracuse	1	1999	1999	0	1	0
Tennessee	118	1893	2022	26	83	9
Tennessee Martin	2	2014	2019	2	0	0
Tennessee Tech	1	1951	1951	1	0	0
Texas	1	1951	1951	0	1	0
Texas A&M	3	1952	2018	1	2	0
Texas Christian	1	1952	1952	1	0	0
Texas-El Paso	1	2002	2002	1	0	0
Texas State	1	2006	2006	1	0	0
Toledo	1	2019	2019	1	0	0
Transylvania	21	1881	1911	14	6	1
Tulane	15	1910	1985	9	6	0
Utah State	3	1970	1987	2	1	0
Vanderbilt	95	1896	2022	48	43	4
Villanova	9	1947	1972	7	1	1
Virginia	1	1930	1930	1	0	0
V.M.I.	16	1892	1944	12	4	0
Virginia Tech	20	1926	2019	12	6	2
Washington & Lee	18	1899	1942	9	7	2
Western Kentucky	5	2008	2013	3	2	0
West Virginia	20	1905	1983	11	8	1
West Virginia Wesleyan	1	1924	1924	0	1	0
Wilmington	2	1913	1914	2	0	0
Winchester	1	1907	1907	1	0	0
Wisconsin	1	1984	1984	1	0	0
Xavier (Ohio)	20	1903	1962	18	2	0
Youngstown	1	2022	2022	1	0	0
Totals	1326	1881	2022	646	641	44

ALL-TIME SERIES SCORES

(UK Record in Parentheses)

Akron (1-0-0)

See Pages 188-192

Alabama (2-38-1)

See Pages 188-192

Alabama State (1-0-0)

2013 W 48-14

All-Kentucky (0-1-0)

1900 L 0-5

Alumni (1-0-0)

1899 W 6-5

Arkansas (5-3-0)

1998 L 20-27
1999 W 31-20
2002 W 29-17
2003 L 61-73 (7 OT)
2007 W 42-29
2008 W 21-20
2012 L 7-49
2019 W 24-20

Auburn (6-27-1)

1934 W 9-0
1935 L 23-0
1954 W 21-14
1955 T 14-14
1956 L 13-0
1957 L 6-0
1958 L 8-0
1959 L 33-0
1960 L 10-7
1961 W 14-12
1962 L 16-6
1963 L 14-13
1964 W 20-0
1965 L 23-18
1966 W 17-7
1967 L 48-7
1968 L 26-7
1969 L 44-3
1970 L 33-15
1971 L 38-6
1974 L 31-13
1975 L 15-9
1982 L 18-3
1983 L 49-21
1988 L 20-10
1989 L 24-12
1994 L 41-14
1995 L 42-21
2004 L 42-10
2005 L 49-27
2009 W 21-14
2010 L 37-34
2015 L 30-27
2020 L 29-13

Austin Peay (1-0-0)

2016 W 49-13

Avondale A.C. (0-2-0)

1900 L 5-11
1901 L 6-17

Baldwin-Wallace (1-0-0)

1940 W 59-7

Ball State (1-0-0)

See Pages 188-192

Baylor (2-2-0)

1963 W 19-7
1964 L 15-17
1977 L 6-21
1978 W 25-21

Berea (5-0-0)

1903 W 17-0
1904 W 42-0
1905 W 46-0
1908 W 17-0
1909 W 28-0

Bethany (1-0-0)

1904 W 6-0

Boston College (0-1-0)

1937 L 0-13

Bowling Green (2-1-0)

1979 W 20-14
1980 W 21-20
1985 L 26-30

Butler (4-0-0)

1913 W 21-7
1915 W 33-0
1916 W 39-3
1917 W 33-0

Carson-Newman (2-0-0)

1928 W 61-0
1929 W 58-0

Catlettsburg, A.C. (1-1-0)

1896 L 4-6
1905 W 23-0

Central (4-10-1)

1892 L 6-8
1892 L 4-8
1892 L 6-10
1893 L 36-48
1894 W 38-10
1896 W 62-0
1897 L 0-18
1899 L 0-5
1900 L 0-6
1900 L 0-11
1901 L 0-5
1902 L 0-15
1904 W 40-0
1904 W 81-0
1905 T 11-11

Central Michigan (7-0-0)

1983 W 31-14
1988 W 18-7
1990 W 20-17
1992 W 21-14
2006 W 45-36
2011 W 27-13
2018 W 35-20

Centre (11-18-1)

1891 L 0-10
1893 L 4-6
1894 L 0-67
1895 W 6-0
1895 L 0-16
1896 L 0-32
1896 L 0-44
1897 L 0-36
1898 W 6-0
1899 T 11-11
1900 L 0-5
1906 L 6-12
1907 W 11-0
1908 W 40-0
1909 W 15-6
1910 L 6-12
1911 W 8-5
1916 W 68-0
1917 L 0-3
1918 Cancelled
1919 L 0-56
1920 L 0-49
1921 L 0-55
1922 L 3-27
1923 L 0-10
1924 L 0-7
1925 W 16-0
1926 L 0-7
1927 W 53-0
1928 W 8-0
1929 W 33-0

Charleston Southern (1-0-0)

2010 W 49-21

Charlotte (1-0-0)

2015 W 58-10

Chattanooga (1-0-0)

2021 W 28-23

Chicago (0-1-0)

1925 L 0-9

Cincinnati YMCA (2-0-0)

1893 W 14-4
1912 W 56-0

Cincinnati (22-9-3)

1894 L 32-4
1900 L 20-6
1901 T 0-0
1901 W 16-0
1902 T 6-6
1904 L 11-0
1911 L 6-0
1912 W 19-13
1913 W 27-7
1914 L 14-7
1915 W 27-6
1916 W 32-0
1919 L 7-0
1920 W 7-6
1922 W 15-0
1923 W 14-0
1933 W 3-0
1934 W 27-0
1945 W 13-7

1945 L 16-7
1946 W 26-7
1947 W 20-0
1948 W 28-7
1949 W 14-7
1950 W 41-7
1952 W 14-6
1983 T 13-13
1985 W 27-7
1986 W 37-20
1989 W 31-0
1991 W 20-17
1992 L 17-13
1995 W 33-14
1996 L 3-24

Citadel (1-0-0)

1949 W 44-0

Clemson (8-5-0)

1925 W 19-6
1929 W 44-6
1934 W 7-0
1936 W 7-6
1938 L 0-14
1952 W 27-14
1971 W 13-10
1981 L 3-21
1982 L 6-24
1985 W 26-7
1993 L 13-14
2006 W 28-20
2009 L 13-21

Company H of 8th Mass. (1-0-0)

1898 W 59-0

Connecticut (1-0-0)

1999 W 45-14

Cumberland (1-0-0)

1905 W 12-0

Cynthiana (2-0-0)

1903 W 39-0
1905 W 52-0

Dayton (1-0-0)

1950 W 40-0

DePauw (0-1-0)

1895 L 0-18

Detroit (4-0-0)

1959 W 32-7
1962 W 27-8
1963 W 35-18
1964 W 13-6

Duke (0-4-0)

1930 L 7-14
1931 L 0-7
1932 L 0-13
1933 L 7-14

Earlham (3-0-0)

1913 W 28-10
1914 W 81-3
1915 W 54-13



East Carolina (2-0-0)	
1993 W 6-3	
2008 W 25-19	

Eastern Kentucky (5-0-0)

See Pages 188-192

Eastern Michigan (2-0-0)	
2017 W 24-20	
2019 W 28-17	

East Tennessee St. (1-0-0)	
1985 W 23-13	

Eminence A.C. (1-0-0)	
1906 W 48-0	

Evansville (1-0-0)	
1947 W 36-0	

Florida (20-53-0)

See Pages 188-192

Florida Atlantic (1-0-0)	
2007 W 45-17	

Florida State (4-1-1)	
1960 W 23-0	
1961 W 20-0	
1962 T 0-0	
1964 L 6-48	
1965 W 26-24	
2007 W 35-28	

Frankfort A.C. (1-0-0)	
1895 W 10-0	

Georgetown (KY) (23-1-0)	
1891 W 8-2	
1893 W 80-0	
1894 W 40-6	
1895 L 0-10	
1896 W 16-0	
1897 W 20-4	
1898 W 28-0	
1899 W 34-0	
1900 W 12-0	
1901 W 17-0	
1902 W 28-0	
1903 W 51-0	
1904 W 35-0	
1906 W 19-0	
1907 W 38-0	
1909 W 22-6	
1910 W 37-0	
1911 W 18-0	
1918 W 21-3	
1919 W 12-0	
1921 W 33-0	
1922 W 40-6	
1923 W 35-0	
1924 W 42-0	

George Washington (3-0-0)	
1940 W 24-0	
1942 W 27-6	
1951 W 47-13	

Georgia (12-62-2)

See Pages 188-192

Georgia Tech (7-12-1)	
1923 T 3-3	
1932 W 12-6	
1933 W 7-6	

1935 W 25-6	
1936 L 0-34	
1937 L 0-32	
1938 L 18-19	
1939 L 6-13	
1940 W 26-7	
1941 L 13-20	
1942 L 7-47	
1950 W 28-14	
1951 L 7-13	
1954 W 13-6	
1956 L 6-14	
1957 L 0-13	
1958 W 13-0	
1959 L 12-10	
1960 L 13-23	
2016 L 18-33	

Hanover (2-0-0)	
1907 W 40-0	
1912 W 64-0	

Hawai'i (1-0-0)	
1958 W 51-0	

Houston (0-2-0)	
1965 L 21-38	
1966 L 18-56	

Idaho State (1-0-0)	
2005 W 41-29	

Illinois (1-1-0)	
1909 W 6-2	
1913 L 0-21	

Indiana (17-18-1)	
1893 T 24-24	
1904 W 12-0	
1905 L 0-29	
1918 W 24-7	
1919 L 0-24	
1926 L 6-14	
1927 L 0-21	
1967 L 10-12	
1969 L 30-58	
1971 L 8-26	
1972 L 34-35	
1973 L 3-17	
1974 W 28-22	
1979 L 10-18	
1980 L 30-36	
1983 W 24-13	
1984 W 48-14	
1987 W 34-15	
1988 L 15-36	
1989 W 17-14	
1990 L 24-45	
1991 L 10-13	
1992 W 37-25	
1993 L 8-24	
1994 L 29-59	
1995 W 17-10	
1996 W 3-0	
1997 W 49-7	
1998 W 31-27	
1999 W 44-35	
2000 W 41-34	
2001 L 15-26	
2002 W 27-17	
2003 W 34-17	
2004 W 51-32	
2005 L 14-38	

160th Indiana (1-0-0)	
1898 W 17-0	

Iowa (1-1-0)	
2021 W 20-17	
2022 L 0-21	

Jacksonville State (1-0-0)	
2011 W 27-13	

Jeffersonville A.C. (1-0-0)	
1894 W 64-0	

Kansas (0-3-1)	
1975 L 10-14	
1976 L 16-37	
1981 L 16-21	
1982 T 13-13	

Kansas State (3-1-0)	
1961 W 21-8	
1970 W 16-3	
1982 L 9-23	
1983 W 31-12	

Kent State (7-0-0)	
1984 W 42-0	
1986 W 37-12	
1988 W 38-14	
1991 W 24-6	
1993 W 35-0	
2007 W 56-20	
2012 W 47-14	

Kentucky Military (4-0-0)	
1903 W 18-0	
1904 W 11-0	
1905 W 12-4	
1906 W 16-11	

Kentucky Wesleyan (5-1-0)	
1897 L 0-4	
1907 W 17-0	
1909 W 18-0	
1910 W 42-0	
1921 W 68-0	
1927 W 13-7	

Lexington A.C. (0-1-0)	
1896 L 0-10	

Lexington High School (1-0-0)	
1911 W 17-0	

Louisiana Lafayette (1-0-0)	
2015 W 40-33	

Louisiana Monroe (5-1-0)	
1993 L 14-21	
1997 W 49-14	
2006 W 42-40	
2009 W 36-13	
2014 W 48-14	
2021 W 45-10	

Louisiana State (17-40-1)	
1949 W 19-0	
1950 W 14-0	
1952 L 7-34	
1953 T 6-6	
1954 W 7-6	
1955 L 7-19	

1956 W 14-0	
1957 L 0-21	
1958 L 7-32	
1959 L 0-9	
1960 W 3-0	
1961 L 14-24	
1962 L 0-7	
1963 L 7-28	
1964 L 7-27	
1965 L 21-31	
1966 L 0-30	
1967 L 7-30	
1968 L 3-13	
1969 L 10-37	
1970 L 7-14	
1971 L 13-17	
1972 L 0-10	
1973 L 21-28	
1974 W 20-13	
1975 L 14-17	
1976 W 21-7	
1977 W 33-13	
1978 L 0-21	
1979 L 19-23	
1980 L 10-17	
1981 L 10-24	
1982 L 10-34	
1983 W 21-13	
1984 L 10-36	
1985 L 0-10	
1986 L 16-25	
1987 L 9-34	
1988 L 12-15	
1989 W 27-21	
1990 L 20-30	
1991 L 26-29	
1992 W 27-25	
1993 W 35-17	
1994 L 13-17	
1995 W 24-16	
1996 L 14-41	
1997 L 28-63	
1998 W 39-36	
1999 W 31-5	
2000 L 0-34	
2001 L 25-29	
2002 L 30-33	
2006 L 0-49	
2007 W 43-37(3OT)	
2011 L 7-35	
2014 L 3-41	
2021 W 42-21	

Louisville (19-15-0)

See Pages 188-192

Manhattan (1-1-0)	
1936 L 7-13	
1937 W 19-0	

Manual High School (1-0-0)	
1907 W 30-0	

Marietta (1-1-0)	
1903 W 11-5	
1906 L 0-16	

Marquette (2-1-0)	
1945 L 13-19	
1946 W 35-0	
1948 W 25-0	

Marshall (6-0-0)	
1905 W 53-0	
1912 W 12-0	



ALL-TIME SERIES SCORES

1921	W	28-0
1922	W	16-0
1923	W	41-0
1960	W	55-0

Maryland (2-3-2)

1931	T	6-6
1954	L	0-20
1956	W	14-0
1975	T	10-10
1976	L	14-24
1978	L	3-20
1979	W	14-7

Maryville (19-0-1)

1907	W	5-2
1908	W	18-0
1910	W	12-5
1911	W	13-0
1912	W	34-0
1914	W	80-0
1917	W	19-0
1920	W	31-0
1923	W	28-0
1925	W	13-6
1926	W	25-0
1927	T	6-6
1929	W	40-0
1930	W	57-0
1931	W	19-0
1933	W	46-2
1934	W	26-0
1935	W	60-0
1936	W	54-3
1938	W	46-7

Memphis (4-0-0)

1953	W	20-7
1954	W	33-7
1955	W	41-7
1957	W	53-7

Miami (Fla.) (5-3-0)

1948	W	25-5
1949	W	21-6
1951	W	32-0
1952	W	29-0
1959	W	22-3
1961	L	7-14
1962	L	17-25
1963	L	14-20

Miami (Ohio) (9-4-1)

1894	W	28-6
1899	W	18-5
1902	W	11-5
1903	W	47-0
1911	W	12-0
1912	L	8-13
1917	T	0-0
1920	L	0-14
1974	L	10-14
1979	L	14-15
1991	W	23-20
2009	W	42-0
2013	W	41-7
2022	W	37-13

Michigan (0-1-0)

1908	L	0-62
------	---	------

Michigan State (2-2-0)

1944	L	0-2
1945	L	6-7
1946	W	39-14

1947	W	7-6
------	---	-----

Middle Tennessee (3-0-0)

2002	W	44-22
2008	W	20-14
2018	W	34-23

Mississippi (Ole Miss) (14-30-1)

1944	W	27-7
1945	L	21-7
1946	W	20-6
1947	L	14-7
1948	L	20-7
1949	W	47-0
1950	W	27-0
1951	L	21-17
1952	T	13-13
1953	L	22-6
1954	L	28-9
1955	W	28-0
1956	L	37-7
1957	L	15-0
1958	L	27-6
1959	L	16-0
1960	L	21-6
1961	L	20-6
1962	L	4-0
1963	L	31-7
1964	W	27-21
1965	W	16-7
1966	L	17-0
1967	L	26-13
1968	L	30-14
1969	W	10-9
1970	L	20-17
1971	L	34-20
1978	W	24-17
1979	W	14-3
1986	L	33-13
1987	W	35-6
1990	L	35-29
1991	L	35-14
1992	L	24-14
1993	W	21-0
2000	L	35-17
2001	L	42-31
2005	L	13-7
2006	W	31-14
2010	L	42-35
2011	W	30-13
2017	L	34-37
2022	L	19-22

Mississippi State (25-25-0)
See Pages 188-192**Missouri (9-4-0)**
See Pages 188-192**Mooney School (0-1-0)**
1902 L 0-23**Morris Harvey (2-0-0)**

1907	W	29-0
1911	W	12-0

Murray State (2-0-0)

2003	W	37-6
2019	W	48-10

Nashville U. (0-1-0)

1902	L	0-11
------	---	------

Newcastle A.C. (1-0-0)

1898	W	36-0
------	---	------

New Mexico State (2-0-0)

2016	W	62-42
2021	W	56-10

Norfolk State (1-0-0)

2008	W	38-3
------	---	------

North Carolina (5-5-0)

1910	W	11-0
1934	L	0-6
1966	W	10-0
1970	L	10-20
1972	L	20-31
1973	L	10-16
1976	W	21-0
1977	W	10-7
1989	W	13-6
1990	L	13-16

North Carolina St. (2-1-0)

1909	L	6-15
1970	W	27-2
2020	W	23-21

North Dakota (1-0-0)

1950	W	83-0
------	---	------

North Texas State (3-0-0)

1950	W	25-0
1981	W	28-6
1984	W	31-7

Northern Illinois (1-0-0)

2022	W	31-23
------	---	-------

Northwestern (0-2-0)

1928	L	0-7
2017	L	23-24

Oglethorpe (2-0-0)

1938	W	66-0
1939	W	58-0

Ohio Northern (1-0-0)

1913	W	21-0
------	---	------

Ohio State (0-3-0)

1895	L	6-8
1919	L	0-49
1935	L	6-19

Ohio University (4-2-0)

1910	W	12-0
1971	L	6-35
1987	W	28-0
2003	W	35-14
2004	L	16-28
2014	W	20-3

Oklahoma (1-2-0)

1951	W	13-7
1980	L	7-29
1982	L	8-29

Oregon State (2-0-0)

1968	W	35-34
1976	W	38-13

Paris A.C. (1-0-0)

1904	W	28-0
------	---	------

Penn State (3-3-0)

1895	L	3-10
1976	W	22-6
1977	W	24-20
1978	L	0-30
1998	L	14-26
2018	W	27-24

Pittsburgh (0-1-0)

2010	L	10-27
------	---	-------

Purdue (1-2-0)

1895	L	0-32
1914	L	6-40
1915	W	7-0

Q & C R.R. (Lex) (1-0-0)

1902	W	22-0
------	---	------

Rice (2-0-0)

1953	W	19-13
1955	W	20-16

Rose Poly (2-0-0)

1908	W	12-0
1909	W	43-0

Rutgers (2-2-1)

1984	W	27-14
1986	T	16-16
1987	L	18-19
1989	W	33-26
1990	L	8-24

St. Louis (0-2-0)

1905	L	0-82
1910	L	0-9

St. Mary's (1-0-0)

1909	W	29-0
------	---	------

Samford (1-0-0)

2012	W	34-3
------	---	------

Santa Clara (0-1-0)

1950	L	13-21
------	---	-------

Sewanee (7-3-3)

1908	L	0-12
1915	T	7-7
1916	T	0-0
1917	L	0-7
1919	W	6-0
1920	T	6-6
1921	L	0-6
1922	W	7-0
1924	W	7-0
1925	W	14-0
1930	W	37-0
1932	W	18-0
1933	W	7-0

SPU (Southwestern) (3-0-0)

1920	W	62-0
1934	W	33-0
1941	W	33-19

South Carolina (14-19-1)
See Pages 188-192**South Florida (1-0-0)**

2000	W	27-9
------	---	------



Southern Illinois (1-0-0)		Tulane (9-6-0)		1986	L	15-17	1942	W	35-19
1988	W	1910	W	1987	W	14-7	1946	W	70-0
	24-10	1932	L	2019	W	37-30	1947	W	20-7
Sou. Methodist (SMU) (0-1-0)		1933	L				1948	W	48-7
1949	L	1934	L	Washington & Lee (9-7-2)			1949	W	21-7
	7-20	1935	L	1899	T	0-0	1956	W	33-0
Southern Miss (3-1-0)		1951	W	1899	W	6-0	1957	W	27-0
1949	W	1952	W	1923	T	6-6	1958	W	20-6
1986	W	1972	L	1924	L	7-10	1959	W	41-0
2016	L	1973	W	1925	L	0-25	1960	W	49-0
2017	W	1974	W	1926	L	13-14	1961	W	9-0
		1975	W	1927	L	0-25	1962	L	9-14
Syracuse (0-1-0)		1980	L	1928	W	6-0			
1999	L	1983	W	1929	W	20-6	Youngstown State (1-0-0)		
	13-20	1984	W	1930	W	33-14	2022	W	31-0
Tennessee (26-82-9)		1985	W	1931	W	45-0			
See Pages 188-192				1932	W	53-7			
Tennessee Martin (2-0-0)		Utah State (2-1-0)		1933	L	0-7			
2014	W	1970	L	1934	L	0-7			
2019	W	1980	W	1936	W	39-7			
	50-7	1987	W	1937	W	41-6			
Tennessee Tech (1-0-0)				1938	L	0-8			
1951	W	Vanderbilt (48-43-4)		1940	W	47-12			
	72-13	See Pages 188-192							
Texas (0-1-0)		Villanova (7-1-1)		West Virginia (11-8-1)					
1951	L	1947	W	1905	L	0-45			
	6-7	1948	T	1939	W	13-6			
Texas A&M (1-1-0)		1950	W	1940	L	7-9			
1952	W	1951	W	1941	W	18-6			
2018	L	1952	L	1942	L	0-7			
	14-20 (OT)	1953	W	1944	W	40-9			
Texas Christian (TCU) (1-0-0)		1954	W	1945	W	19-6			
1952	W	1955	W	1946	W	13-0			
	20-7	1972	W	1947	W	15-6			
Texas-El Paso (1-0-0)		Virginia (1-0-0)		1964	L	21-26			
2002	W	1930	W	1965	W	28-8			
	77-17		47-0	1966	T	14-14			
Texas State (1-0-0)		Va. Military (VMI) (12-4-0)		1967	W	22-7			
2006	W	1892	L	1968	W	35-16			
	41-7	1912	L	1969	L	6-7			
Toledo (1-0-0)		1921	W	1974	L	3-16			
2019	W	1924	L	1976	W	14-10			
	38-24	1925	W	1977	W	28-13			
Transylvania (14-6-1)		1926	L	1979	L	6-10			
1881	W	1927	W	1983	L	20-16			
1881	L	1928	W	W. Va. Wesleyan (0-1-0)					
1881	L	1929	W	1924	L	7-24			
1891	Called	1930	W						
1892	T	1931	W	Western Kentucky (1-0-0)					
1892	W	1932	W	2008	W	41-3			
1893	W	1933	W	2010	W	63-28			
1893	W	1936	W	2011	W	14-3			
1894	W	1939	W	2012	L	31-32 (OT)			
1895	W	1944	W	2013	L	26-35			
1896	W		26-2	Wilmington (2-0-0)					
1897	W	Virginia Tech (12-6-2)		1913	W	33-0			
1898	W	1926	T	1914	W	87-0			
1899	W	1931	W	Winchester A.C. (1-0-0)					
1900	W	1932	L	1907	W	6-0			
1901	L	1941	W						
1902	L	1942	T	Wisconsin (1-0-0)					
1903	L	1963	W	1984	W	20-19			
1904	W	1966	L						
1907	W	1967	L	Xavier (Ohio) (18-2-0)					
1909	W	1969	W	1903	W	21-0			
1911	L	1971	W	1935	W	21-7			
	5-12	1973	W	1936	W	21-0			
		1974	W	1937	W	6-0			
		1975	W	1938	L	7-26			
		1977	W	1939	W	21-0			
		1978	W	1940	W	13-0			
		1981	L	1941	W	21-6			
		1982	L						



ALL-TIME SERIES SCORES VS. 2023 OPPONENTS

BALL STATE

HOME, SEPT. 2

KENTUCKY LEADS, 1-0

Year	UK Record	BS Record	Site	Score
2001	1-0-0	0-1-0	Lexington	UK, 28-20

Series Information

Current Streak: UK has won one
at Lexington: UK leads 1-0

EASTERN KENTUCKY

HOME, SEPT. 9

KENTUCKY LEADS, 5-0

Year	UK Record	EKU Record	Site	Score
1998	1-0	1-0	Lexington	UK, 52-7
2007	0-0	0-0	Lexington	UK, 51-10
2009	4-4	5-3	Lexington	UK, 37-12
2015	3-1	2-1	Lexington	UK, 34-27 (OT)
2017	1-0	0-1	Lexington	UK, 27-16

Series Information

Current Streak: Kentucky has won five in a row
at Lexington: UK leads 5-0
at Richmond: no meetings

AKRON

HOME, SEPT. 16

KENTUCKY LEADS, 1-0

Year	UK Record	UA Record	Site	Score
2010	2-0-0	0-2-0	Lexington	UK, 47-10

Series Information

Current Streak: UK has won one
at Lexington: UK leads 1-0

VANDERBILT

AWAY, SEPT. 23

KENTUCKY LEADS THE SERIES, 48-43-4

Year	UK Record	VU Record	Site	Score
1896	0-1-0	0-0-0	Nashville	VU, 6-0
1897	2-1-0	3-0-0	Nashville	VU, 50-0
1901	0-0-0	0-0-0	Nashville	VU, 22-0
1906	0-0-0	0-0-0	Nashville	VU, 28-0
1907	2-0-0	0-0-0	Nashville	VU, 40-0
1911	5-1-0	5-1-0	Nashville	VU, 18-0
1916	2-0-0	2-0-0	Lexington	VU, 45-0
1917	2-0-1	1-1-0	Lexington	VU, 5-0
1918	1-0-0	0-2-0	Nashville	VU, 33-0
1919	2-2-0	2-1-1	Lexington	Tied, 0-0
1920	2-1-1	2-2-0	Nashville	VU, 20-0
1921	2-0-0	2-0-0	Lexington	VU, 21-14
1922	5-1-0	5-0-1	Nashville	VU, 9-0
1927	1-3-1	4-1-0	Nashville	VU, 34-6

1928	3-1-0	5-0-0	Nashville	VU, 14-7
1937	0-0-0	0-0-0	Nashville	VU, 12-0
1938	2-0-0	2-0-0	Lexington	VU, 14-7
1939	1-0-0	1-0-1	Nashville	UK, 21-13
1940	3-0-0	1-1-0	Nashville	Tied, 7-7
1941	2-0-0	2-0-0	Lexington	VU, 39-15
1942	2-1-0	2-0-0	Lexington	VU, 7-6
1945	1-3-0	2-1-0	Nashville	VU, 19-6
1946	3-1-0	3-0-0	Lexington	UK, 10-7
1947	3-1-0	3-0-0	Nashville	UK, 14-0
1948	1-2-0	0-2-1	Lexington	VU, 26-7
1953	4-2-1	1-5-0	Nashville	UK, 40-14
1954	4-3-0	0-5-0	Lexington	UK, 19-7
1955	4-2-1	4-2-0	Nashville	VU, 34-0
1956	4-3-0	5-2-0	Lexington	UK, 7-6
1957	1-6-0	3-1-2	Nashville	VU, 12-7
1958	3-4-0	4-1-2	Lexington	Tied, 0-0
1959	2-5-0	2-3-1	Nashville	VU, 11-6
1960	3-4-0	2-4-0	Lexington	UK, 27-0
1961	3-4-0	2-4-0	Nashville	UK, 16-3
1962	1-4-2	0-7-0	Lexington	UK, 7-0
1963	2-5-0	0-6-0	Nashville	Tied, 0-0
1964	3-4-0	1-4-1	Lexington	UK, 22-21
1965	5-2-0	2-4-1	Nashville	UK, 34-0
1966	2-4-1	1-5-0	Lexington	UK, 14-10
1967	1-6-0	2-4-0	Nashville	UK, 12-7
1968	3-4-0	3-3-1	Lexington	VU, 6-0
1969	2-5-0	2-5-0	Nashville	VU, 42-6
1970	2-6-0	2-6-0	Lexington	VU, 18-17
1971	2-6-0	3-4-1	Nashville	UK, 14-7
1972	2-6-0	3-5-0	Lexington	UK, 14-13
1973	4-4-0	4-3-0	Nashville	UK, 27-17
1974	4-4-0	5-2-0	Lexington	UK, 38-12
1975	2-5-1	4-4-0	Nashville	VU, 13-3
1976	5-3-0	1-6-0	Lexington	UK, 14-0
1977	7-1-0	1-6-0	Nashville	UK, 28-6
1978	3-4-1	1-7-0	Lexington	UK, 52-3
1979	3-5-0	1-7-0	Nashville	UK, 29-10
1980	2-6-0	1-7-0	Lexington	UK, 31-10
1981	1-7-0	3-5-0	Nashville	UK, 17-10
1982	0-7-1	4-3-0	Lexington	VU, 23-10
1983	5-2-1	2-6-0	Nashville	UK, 17-8
1984	6-2-0	5-3-0	Lexington	UK, 27-18
1985	5-3-0	2-5-1	Nashville	VU, 31-24
1986	3-4-1	1-7-0	Lexington	UK, 34-22
1987	5-3-0	2-6-0	Nashville	VU, 38-29
1988	4-4-0	3-4-0	Lexington	UK, 14-13
1989	5-3-0	1-7-0	Nashville	UK, 15-11
1990	3-5-0	1-6-0	Lexington	UK, 28-21
1991	3-5-0	4-5-0	Nashville	VU, 17-7
1992	4-4-0	2-5-0	Lexington	VU, 20-7
1993	5-3-0	2-5-0	Nashville	VU, 12-7
1994	1-7-0	4-4-0	Lexington	VU, 24-6
1995	3-5-0	0-7-0	Nashville	VU, 14-10
1996	3-6	2-7	Lexington	UK, 25-0
1997	4-5	3-6	Nashville	UK, 21-10
1998	7-3	2-7	Lexington	UK, 55-17
1999	5-4	5-4	Nashville	UK, 19-17
2000	2-7	2-7	Lexington	VU, 24-20
2001	1-7	2-6	Nashville	UK, 56-30
2002	6-4	2-8	Lexington	UK, 41-21
2003	4-5	1-9	Nashville	VU, 28-17
2004	1-8	2-7	Lexington	UK, 14-13
2005	2-6	4-5	Nashville	UK, 48-43
2006	5-4	4-6	Lexington	UK, 38-26
2007	6-3	5-4	Nashville	UK, 27-20
2008	6-4	5-4	Lexington	VU, 31-24
2009	5-4	2-8	Nashville	UK, 24-13
2010	5-5	2-7	Lexington	UK, 38-20
2011	4-5	4-5	Nashville	VU, 38-8
2012	1-8	4-4	Lexington	VU, 40-0
2013	2-7	5-4	Nashville	VU, 22-6



2014	2-1	1-3	Lexington	UK, 17-7
2015	4-5	3-6	Nashville	VU, 21-17
2016	2-3	2-3	Lexington	UK, 20-13
2017	6-3	4-5	Nashville	UK, 44-21
2018	5-1	3-4	Lexington	UK, 14-7
2019	4-5	2-7	Nashville	UK, 38-14
2020	2-4	0-5	Lexington	UK, 38-35
2021	6-3	2-7	Nashville	UK, 34-17
2022	6-3	3-6	Lexington	VU, 21-24

Series Information

Current Streak: VU has won one
at Lexington: Kentucky leads 26-16-2
at Nashville: Vanderbilt leads 27-22-2

FLORIDA

HOME, SEPT. 30

FLORIDA LEADS THE SERIES, 53-20

Year	UK Record	UF Record	Site	Score
1917	2-5-1	2-3-0	Lexington	UK, 52-0
1926	1-2-0	1-3-0	Jacksonville	UK, 18-13
1927	1-1-1	2-1-0	Jacksonville	UF, 27-6
1931	4-2-2	2-5-2	Jacksonville	UK, 7-2
1935	3-3-0	1-4-0	Lexington	UK, 15-6
1936	4-1-0	2-1-0	Lexington	UK, 7-0
1937	4-5-0	3-7-0	Gainesville	UF, 6-0
1948	3-3-1	4-3-0	Lexington	UK, 34-15
1949	7-1-0	4-2-1	Tampa	UK, 35-0
1950	7-0-0	5-1-0	Lexington	UK, 40-6
1951	3-3-0	4-2-0	Gainesville	UK, 14-6
1952	5-3-2	6-3-0	Gainesville	UF, 27-0
1953	0-2-0	0-1-1	Lexington	UK, 26-13
1954	2-2-0	2-2-0	Gainesville	UF, 21-7
1955	2-2-1	3-2-0	Lexington	UK, 10-7
1956	0-2-0	1-0-1	Gainesville	UK, 17-8
1957	0-2-0	1-0-0	Lexington	UF, 14-7
1967	2-6-0	5-2-0	Gainesville	UF, 28-12
1968	3-5-0	4-3-1	Lexington	UF, 16-14
1969	2-6-0	6-1-1	Gainesville	UF, 31-6
1970	2-7-0	6-3-0	Tampa	UF, 24-13
1971	3-6-0	2-7-0	Gainesville	UF, 35-24
1972	3-6-0	3-4-0	Gainesville	UF, 40-0
1973	5-4-0	4-4-0	Gainesville	UF, 20-18
1974	5-4-0	7-2-0	Lexington	UK, 41-24
1975	2-6-1	7-2-0	Gainesville	UF, 48-7
1976	6-3-0	6-2-0	Lexington	UK, 28-9
1977	8-1-0	4-3-1	Gainesville	UK, 14-7
1978	4-4-1	3-5-0	Lexington	UF, 18-16
1979	4-5-0	0-7-1	Gainesville	UK, 31-3
1980	3-6-0	6-2-0	Lexington	UF, 17-15
1981	2-7-0	5-4-0	Gainesville	UF, 33-12
1982	0-8-1	5-3-0	Lexington	UF, 39-13
1983	6-2-1	6-2-1	Gainesville	UF, 24-7
1984	7-2-0	7-1-1	Lexington	UF, 25-17
1985	5-4-0	7-1-1	Gainesville	UF, 15-13
1986	4-4-1	5-4-0	Lexington	UK, 10-3
1987	5-4-0	5-4-0	Gainesville	UF, 27-14
1988	5-4-0	5-4-0	Lexington	UF, 24-19
1989	6-3-0	6-3-0	Gainesville	UF, 38-28
1990	4-5-0	8-1-0	Lexington	UF, 47-15
1991	3-6-0	8-1-0	Gainesville	UF, 35-26
1992	1-0-0	0-0-0	Gainesville	UF, 35-19
1993	1-0-0	1-0-0	Lexington	UF, 24-20
1994	1-0-0	1-0-0	Gainesville	UF, 73-7
1995	0-1-0	1-0-0	Lexington	UF, 42-7
1996	1-2	3-0	Gainesville	UF, 65-0
1997	2-1	3-0	Lexington	UF, 55-28
1998	3-0	2-1	Gainesville	UF, 51-35
1999	2-1	3-0	Lexington	UF, 38-10
2000	2-1	3-0	Gainesville	UF, 59-31

2001	1-1	2-0	Lexington	UF, 44-10
2002	4-0	3-1	Gainesville	UF, 41-34
2003	2-2	2-2	Lexington	UF, 24-21
2004	1-1	1-1	Gainesville	UF, 20-3
2005	1-2	3-0	Lexington	UF, 49-28
2006	2-1	3-0	Gainesville	UF, 26-7
2007	6-1	4-2	Lexington	UF, 45-37
2008	5-2	5-1	Gainesville	UF, 63-5
2009	2-0	3-0	Lexington	UF, 41-7
2010	3-0	3-0	Gainesville	UF, 48-14
2011	2-1	3-0	Lexington	UF, 48-10
2012	1-2	3-0	Gainesville	UF, 38-0
2013	1-2	2-1	Lexington	UF, 24-7
2014	2-0	1-0	Gainesville	UF, 36-30 (3 OT)
2015	2-0	2-0	Lexington	UF, 14-9
2016	0-1	1-0	Gainesville	UF, 45-7
2017	3-0	1-1	Lexington	UF, 28-27
2018	1-0	1-0	Gainesville	UK, 27-16
2019	2-0	2-0	Lexington	UF, 29-21
2020	3-5	6-1	Gainesville	UF, 34-10
2021	4-0	3-1	Lexington	UK, 20-13
2022	1-0	1-0	Gainesville	UK, 26-16

Series Information

Current Streak: UK has won two
at Lexington: Florida leads 22-11
at Gainesville: Florida leads 29-6
Neutral Sites: Kentucky leads 3-2

GEORGIA

AWAY, OCT. 7

UGA LEADS THE SERIES, 62-12-2

Year	UK Record	UGA Record	Site	Score
1939	3-0-0	1-2-0	Louisville	UK, 13-6
1940	4-0-1	2-2-0	Athens	Tied, 7-7
1942	0-0-0	0-0-0	Louisville	UF, 7-6
1944	1-2-0	1-1-0	Athens	UF, 13-12
1945	1-2-0	3-0-0	Lexington	UF, 48-6
1946	3-0-0	2-0-0	Athens	UF, 28-13
1947	2-1-0	2-1-0	Lexington	UK, 26-0
1948	1-1-0	1-1-0	Athens	UF, 35-12
1949	3-0-0	2-1-0	Lexington	UK, 25-0
1956	2-3-0	2-2-1	Athens	UK, 14-7
1957	0-5-0	1-4-0	Lexington	UG, 33-14
1958	2-3-0	1-3-0	Athens	UF, 28-0
1959	1-4-0	4-1-0	Lexington	UF, 14-7
1960	2-3-0	3-2-0	Lexington	UF, 17-13
1961	2-3-0	2-3-0	Athens	UF, 16-15
1962	1-3-1	2-2-1	Athens	Tied, 7-7
1963	2-3-0	3-1-1	Lexington	UF, 17-14
1964	3-2-0	2-2-1	Athens	UK, 21-7
1965	3-2-0	4-1-0	Lexington	UK, 28-10
1966	2-3-0	4-1-0	Athens	UF, 27-15
1967	0-5-0	4-1-0	Lexington	UG, 31-7
1968	2-3-0	4-0-1	Lexington	UF, 35-14
1969	2-3-0	4-1-0	Athens	UG, 30-0
1970	1-5-0	2-3-0	Lexington	UG, 19-3
1971	1-5-0	6-0-0	Athens	UG, 34-0
1972	2-4-0	4-2-0	Lexington	UG, 13-7
1973	2-4-0	3-2-1	Athens	UK, 12-7
1974	3-3-0	4-2-0	Lexington	UG, 24-20
1975	1-4-1	4-2-0	Athens	UG, 21-13
1976	5-1-0	5-1-0	Lexington	UG, 31-7
1977	5-1-0	4-2-0	Athens	UK, 33-0
1978	2-3-1	5-1-0	Lexington	UF, 17-16
1979	2-4-0	3-3-0	Athens	UG, 20-6
1980	2-4-0	6-0-0	Lexington	UG, 27-0
1981	1-5-0	5-1-0	Athens	UG, 21-0
1982	0-5-1	6-0-0	Lexington	UG, 27-14
1983	5-1-0	5-0-1	Athens	UG, 47-21



1984	5-1-0	5-1-0	Lexington	UG, 37-7
1985	4-2-0	4-1-1	Athens	UG, 26-6
1986	3-2-1	4-2-0	Lexington	UG, 31-9
1987	4-2-0	5-2-0	Athens	UG, 17-14
1988	2-4-0	5-1-0	Lexington	UK, 16-10
1989	4-2-0	3-3-0	Athens	UG, 34-23
1990	2-5-0	4-3-0	Lexington	UK, 26-24
1991	2-4-0	5-2-0	Athens	UG, 49-27
1992	4-2-0	6-1-0	Lexington	UG, 40-7
1993	4-2-0	3-4-0	Athens	UG, 33-28
1994	1-5-0	4-3-0	Lexington	UG, 34-30
1995	3-3-0	4-3-0	Athens	UG, 12-3
1996	1-6	3-3	Lexington	UK, 24-17
1997	4-3	5-1	Athens	UG, 23-13
1998	5-2	5-1	Lexington	UG, 28-26
1999	5-2	5-1	Athens	UG, 49-34
2000	2-5	5-1	Lexington	UG, 34-30
2001	1-5	4-1	Athens	UG, 43-29
2002	5-2	7-0	Lexington	UG, 52-24
2003	4-6	8-2	Athens	UG, 30-10
2004	1-7	7-1	Lexington	UG, 62-17
2005	3-6	7-2	Athens	UG, 45-13
2006	4-4	6-3	Lexington	UK, 24-20
2007	7-3	8-2	Athens	UG, 24-13
2008	6-3	7-2	Lexington	UG, 42-38
2009	6-4	6-4	Athens	UK, 34-27
2010	4-3	3-4	Lexington	UG, 44-31
2011	4-6	8-2	Athens	UG, 19-10
2012	1-6	5-1	Lexington	UG, 29-24
2013	2-8	6-4	Athens	UG, 59-17
2014	5-4	6-2	Lexington	UG, 63-31
2015	4-4	5-3	Athens	UG, 27-3
2016	5-3	4-4	Lexington	UG, 27-24
2017	7-3	9-1	Athens	UG, 13-42
2018	7-1	7-1	Lexington	UG, 34-17
2019	3-3	5-1	Athens	UG, 21-0
2020	2-3	3-1	Lexington	UG, 14-3
2021	6-0	6-0	Athens	UG, 30-13
2022	6-4	10-0	Lexington	UG, 16-6

Series Information

Current Streak: Georgia has won 13 in a row
at Lexington: Georgia leads 30-7-0
at Athens: Georgia leads 31-4-2
at Louisville: Tied 1-1-0

MISSOURI**AWAY, NOV. 5**

KENTUCKY LEADS THE SERIES, 9-4

Year	UK Record	UM Record	Site	Score
1965	0-0-0	0-0-0	Columbia	UK, 7-0
1968	0-0-0	0-0-0	Lexington	UK, 12-6
2012	1-7	3-4	Columbia	MU, 33-10
2013	2-6	8-1	Lexington	MU, 48-17
2014	5-3	6-2	Columbia	MU, 20-10
2015	2-1	3-0	Lexington	UK, 21-13
2016	4-3	2-5	Columbia	UK, 35-21
2017	4-1	1-3	Lexington	UK, 40-34
2018	6-1	4-3	Columbia	UK, 15-14
2019	3-4	5-2	Lexington	UK, 29-7
2020	2-2	1-2	Columbia	MU, 20-10
2021	1-0	1-0	Lexington	UK, 35-28
2022	5-3	4-4	Columbia	UK, 21-17

Series Information

Current Streak: UK has won two
at Lexington: UK leads 5-1
at Columbia: UK leads 4-3

TENNESSEE**HOME, OCT. 28**

TENNESSEE LEADS SERIES, 83-26-9

Year	UK Record	UT Record	Site	Score
1893	1-0-0	0-0-0	Knoxville	UK, 56-0
1899	2-0-1	1-2-0	Knoxville	UT, 12-0
1901	1-5-1	2-3-1	Knoxville	UT, 5-0
1906	2-2-0	1-2-0	Lexington	UK, 21-0
1907	4-1-0	5-1-0	Knoxville	Tied, 0-0
1908	1-0-0	2-0-0	Knoxville	UT, 7-0
1909	3-0-0	0-1-1	Lexington	UK, 17-0
1910	6-0-0	2-4-0	Knoxville	UK, 10-0
1911	6-3-0	3-3-2	Lexington	UK, 12-0
1912	5-2-0	4-2-0	Knoxville	UK, 13-6
1913	6-1-0	5-3-0	Lexington	UT, 13-7
1914	5-2-0	8-0-0	Knoxville	UT, 23-6
1915	5-1-1	4-3-0	Lexington	UK, 6-0
1916	4-1-1	8-0-0	Knoxville	Tied, 0-0
1919	2-4-1	3-2-3	Lexington	UK, 13-0
1920	3-3-1	6-2-0	Knoxville	UT, 14-7
1921	4-3-0	6-2-0	Lexington	Tied, 0-0
1922	6-2-0	7-2-0	Knoxville	UT, 14-7
1923	4-2-2	4-4-1	Lexington	UT, 18-0
1924	3-4-0	3-4-0	Knoxville	UK, 27-6
1925	5-3-0	5-1-1	Lexington	UK, 23-20
1926	2-5-1	7-1-0	Knoxville	UT, 6-0
1927	3-5-1	7-0-1	Lexington	UT, 20-0
1928	4-3-0	8-0-0	Knoxville	Tied, 0-0
1929	6-1-0	8-0-0	Lexington	Tied, 6-6
1930	5-2-0	7-1-0	Knoxville	UT, 8-0
1931	4-2-1	8-0-0	Lexington	Tied, 6-6
1932	4-4-0	7-0-1	Knoxville	UT, 26-0
1933	5-4-0	6-2-0	Lexington	UT, 27-0
1934	5-4-0	6-2-0	Knoxville	UT, 19-0
1935	4-4-0	4-4-0	Lexington	UK, 27-0
1936	6-3-0	5-2-1	Knoxville	UT, 7-6
1937	4-4-0	4-3-1	Lexington	UT, 13-0
1938	2-6-0	8-0-0	Knoxville	UT, 46-0
1939	6-1-1	8-0-0	Lexington	UT, 19-0
1940	5-2-2	8-0-0	Knoxville	UT, 33-0
1941	5-3-0	6-2-0	Lexington	UT, 20-7
1942	3-5-1	6-1-1	Knoxville	UT, 26-0
1944	1-0-0	0-0-0	Knoxville	UT, 26-13
1944	3-5-0	6-0-1	Lexington	UT, 21-7
1945	2-7-0	6-1-0	Lexington	UT, 14-0
1946	7-2-0	7-1-0	Knoxville	UT, 7-0
1947	8-2-0	3-5-0	Lexington	UT, 13-6
1948	4-3-1	4-3-1	Knoxville	Tied, 0-0
1949	8-1-0	5-2-1	Lexington	UT, 6-0
1950	10-0-0	8-1-0	Knoxville	UT, 7-0
1951	7-3-0	8-0-0	Lexington	UT, 28-0
1952	5-3-1	7-1-0	Knoxville	Tied, 14-14
1953	6-2-1	5-2-1	Lexington	UK, 27-21
1954	6-3-0	4-4-0	Knoxville	UK, 14-13
1955	5-3-1	5-2-1	Lexington	UK, 23-0
1956	6-3-0	8-0-0	Knoxville	UT, 20-7
1957	2-7-0	6-2-0	Lexington	UK, 20-6
1958	4-4-1	3-5-0	Knoxville	UK, 6-2
1959	3-6-0	5-2-1	Lexington	UK, 20-0
1960	5-4-0	5-2-1	Knoxville	Tied, 10-10
1961	5-4-0	4-4-0	Lexington	UT, 26-16
1962	2-5-2	3-5-0	Knoxville	UK, 12-10
1963	3-5-1	3-5-0	Lexington	UT, 19-0
1964	4-5-0	4-3-1	Knoxville	UK, 12-7
1965	6-3-0	4-1-2	Lexington	UT, 19-3
1966	3-5-1	5-3-0	Knoxville	UT, 28-19
1967	2-7-0	7-1-0	Lexington	UT, 17-7
1968	3-6-0	6-1-1	Knoxville	UT, 24-7
1969	2-7-0	7-1-0	Lexington	UT, 31-26
1970	2-8-0	7-1-0	Knoxville	UT, 45-0
1971	3-7-0	6-2-0	Lexington	UT, 21-7



1972	3-7-0	7-2-0	Knoxville	UT, 17-7
1973	5-5-0	6-3-0	Lexington	UT, 16-14
1974	6-4-0	5-3-1	Knoxville	UT, 24-7
1975	2-7-1	5-4-0	Lexington	UT, 17-13
1976	7-3-0	5-4-0	Knoxville	UK, 7-0
1977	9-1-0	3-6-0	Lexington	UK, 21-17
1978	4-5-1	3-5-1	Knoxville	UT, 29-14
1979	5-5-0	5-4-0	Lexington	UT, 20-17
1980	3-7-0	3-6-0	Knoxville	UT, 45-14
1981	2-8-0	6-3-0	Lexington	UK, 21-10
1982	0-9-1	5-3-1	Knoxville	UT, 28-7
1983	6-3-1	6-3-0	Lexington	UT, 10-0
1984	7-3-0	6-2-1	Knoxville	UK, 17-12
1985	5-5-0	6-1-2	Lexington	UT, 42-0
1986	5-4-1	4-5-0	Knoxville	UT, 28-9
1987	5-5-0	7-2-1	Lexington	UT, 24-22
1988	5-5-0	3-6-0	Knoxville	UT, 28-24
1989	6-4-0	8-1-0	Lexington	UT, 31-10
1990	4-6-0	6-2-2	Knoxville	UT, 42-28
1991	3-7-0	7-2-0	Lexington	UT, 16-7
1992	4-6-0	6-3-0	Knoxville	UT, 34-13
1993	6-4-0	6-2-1	Lexington	UT, 48-0
1994	1-9-0	5-4-0	Knoxville	UT, 52-0
1995	4-6-0	8-1-0	Lexington	UT, 34-31
1996	4-6	7-2	Knoxville	UT, 56-10
1997	5-5	8-1	Lexington	UT, 59-31
1998	7-3	10-0	Knoxville	UT, 59-21
1999	6-4	7-2	Lexington	UT, 56-21
2000	2-8	5-3	Knoxville	UT, 59-20
2001	2-7	7-1	Lexington	UT, 38-35
2002	7-4	7-4	Knoxville	UT, 24-0
2003	4-7	9-2	Lexington	UT, 20-7
2004	2-8	8-2	Knoxville	UT, 37-31
2005	3-7	4-6	Lexington	UT, 27-8
2006	7-4	8-3	Knoxville	UT, 17-12
2007	7-4	8-3	Lexington	UT, 52-50 (4 OT)
2008	6-5	4-7	Knoxville	UT, 28-10
2009	7-4	6-5	Lexington	UT, 30-24 (1 OT)
2010	6-5	5-6	Knoxville	UT, 24-14
2011	4-7	5-6	Lexington	UK, 10-7
2012	2-9	4-7	Knoxville	UT, 37-17
2013	2-9	4-7	Lexington	UT, 27-14
2014	5-5	4-5	Knoxville	UT, 50-16
2015	4-3	3-4	Lexington	UT, 52-21
2016	5-4	6-3	Knoxville	UT, 49-36
2017	5-2	3-4	Lexington	UK, 29-26
2018	7-2	4-5	Knoxville	UT, 24-7
2019	4-4	4-5	Lexington	UT, 17-13
2020	1-2	2-1	Knoxville	UK, 34-7
2021	6-2	4-4	Lexington	UT, 45-42
2022	5-2	7-0	Knoxville	UT, 44-6

Series Information

Current Streak: UT has won two
at Lexington: Tennessee leads 39-15-3
at Knoxville: Tennessee leads 44-11-6

MISSISSIPPI STATE

AWAY, NOV. 4

SERIES TIED, 25-25

Year	UK Record	MSU Record	Site	Score
1914	2-0-0	2-0-0	Lexington	UK, 19-13
1915	2-0-0	1-0-1	Starkville	MSU, 12-0
1916	3-1-1	3-3-0	Lexington	UK, 13-3
1917	2-3-1	3-1-0	Starkville	MSU, 14-0
1944	2-4-0	4-0-0	Memphis	MSU, 26-0
1950	8-0-0	3-3-0	Starkville	UK, 48-21
1951	1-3-0	2-1-0	Lexington	UK, 27-0
1952	1-2-1	2-1-0	Starkville	MSU, 27-14
1953	1-2-1	3-0-1	Lexington	UK, 32-13

1955	2-1-1	3-1-0	Lexington	MSU, 20-14
1958	2-4-0	3-2-0	Lexington	UK, 33-12
1972	1-2-0	2-2-0	Lexington	UK, 17-13
1973	1-2-0	2-0-1	Jackson	UK, 42-14
1976	3-1-0	3-1-0	Jackson	UK, F1-0
1977	3-1-0	3-1-0	Lexington	UK, 23-7
1984	4-0-0	3-2-0	Starkville	UK, 17-13
1985	3-1-0	4-1-0	Lexington	UK, 33-19
1990	1-4-0	2-2-0	Lexington	UK, 17-15
1991	2-2-0	3-2-0	Starkville	MSU, 31-6
1992	4-3-0	5-2-0	Lexington	MSU, 37-36
1993	4-3-0	2-4-1	Starkville	UK, 26-17
1994	1-6-0	5-2-0	Lexington	MSU, 47-7
1995	3-4-0	2-5-0	Starkville	MSU, 42-32
1996	2-6	3-4	Lexington	UK, 24-21
1997	1-0	1-0	Starkville	MSU, 35-27
1998	5-3	5-2	Lexington	UK, 37-35
1999	5-3	7-0	Starkville	MSU, 23-22
2000	2-5	5-2	Lexington	MSU, 35-17
2001	1-6	1-5	Starkville	MSU, 17-14
2002	5-3	3-4	Starkville	UK, 45-24
2003	3-5	2-5	Lexington	UK, 42-17
2004	1-6	2-5	Starkville	MSU, 22-7
2005	1-5	2-5	Lexington	UK, 13-7
2006	3-4	2-6	Starkville	UK, 34-31
2007	6-2	4-4	Lexington	MSU, 31-14
2008	5-3	3-5	Starkville	UK, 14-13
2009	4-3	3-5	Lexington	MSU, 31-24
2010	4-4	6-2	Starkville	MSU, 24-17
2011	3-4	3-4	Lexington	MSU, 28-16
2012	1-4	4-0	Lexington	MSU, 27-14
2013	1-5	3-3	Starkville	MSU, 28-22
2014	5-2	6-0	Lexington	MSU, 45-31
2015	4-2	5-2	Starkville	MSU, 42-16
2016	3-3	2-4	Lexington	UK, 40-38
2017	5-1	4-2	Starkville	MSU, 45-7
2018	3-0	3-0	Lexington	UK, 28-7
2019	2-1	2-1	Starkville	MSU, 28-13
2020	0-2	1-1	Lexington	UK, 24-2
2021	6-1	4-3	Starkville	MSU, 31-17
2022	4-2	5-1	Lexington	UK, 27-17

Series Information

Current Streak: UK has won one
at Lexington: Kentucky leads 16-9
at Starkville: MSU leads 15-7
at Jackson: Kentucky leads 2-0 (includes forfeit)
at Memphis: MSU leads 1-0

ALABAMA

HOME, NOV. 11

ALABAMA LEADS THE SERIES, 38-2-1

Year	UK Record	MSU Record	Site	Score
1917	2-4-1	4-1-1	Lexington	UA, 27-0
1922	5-2-0	4-2-1	Lexington	UK, 6-0
1923	4-1-1	4-1-1	Tuscaloosa	UA, 16-8
1924	3-2-0	6-0-0	Tuscaloosa	UA, 42-7
1925	4-2-0	6-0-0	Birmingham	UA, 31-0
1926	2-2-1	6-0-0	Birmingham	UA, 14-0
1927	1-4-1	4-1-1	Birmingham	UA, 21-6
1928	3-2-0	3-2-0	Montgomery	UA, 14-0
1929	5-0-0	4-2-0	Montgomery	UA, 24-13
1930	4-0-0	5-0-0	Lexington	UA, 19-0
1931	3-0-1	4-1-0	Tuscaloosa	UA, 9-7
1932	4-1-0	4-1-0	Lexington	UA, 12-7
1933	4-2-0	3-1-1	Birmingham	UA, 20-0
1934	4-2-0	5-0-0	Lexington	UA, 34-14
1935	3-2-0	3-1-1	Birmingham	UA, 13-0
1936	5-1-0	5-0-0	Lexington	UA, 14-0
1937	3-2-0	5-0-0	Tuscaloosa	UA, 41-0



1938	2-3-0	4-1-0	Lexington	UA, 26-6
1939	5-0-0	4-1-0	Birmingham	Tied, 7-7
1940	4-0-2	3-1-0	Lexington	UA, 25-0
1941	4-1-0	4-1-0	Tuscaloosa	UA, 30-0
1942	2-2-1	4-0-0	Lexington	UA, 14-0
1944	2-3-0	2-0-2	Montgomery	UA, 41-0
1945	1-5-0	5-0-0	Louisville	UA, 60-19
1946	4-1-0	4-1-0	Montgomery	UA, 21-7
1947	5-1-0	4-2-0	Lexington	UA, 13-0
1972	1-0-0	1-0-0	Birmingham	UA, 35-0
1973	1-0-0	1-0-0	Lexington	UA, 28-14
1980	2-2-0	3-0-0	Birmingham	UA, 45-0
1981	1-0-0	1-1-0	Lexington	UA, 19-10
1988	2-2-0	2-0-0	Lexington	UA, 31-27
1989	2-0-0	1-0-0	Tuscaloosa	UA, 15-3
1996	1-3	4-0	Tuscaloosa	UA, 35-7
1997	2-2	3-1	Lexington	UK, 40-34 (1 OT)
2003	1-1	1-1	Tuscaloosa	UA, 27-17
2004	1-3	3-2	Lexington	UA, 45-17
2008	4-0	5-0	Tuscaloosa	UA, 17-14
2009	2-1	4-0	Lexington	UA, 38-20
2013	1-4	5-0	Lexington	UA, 48-7
2016	2-2	5-0	Tuscaloosa	UA, 34-6
2020	3-4	6-0	Tuscaloosa	UA, 3-63

Series Information

Current Streak: Alabama has won seven in a row

at Lexington: Alabama leads 15-2

at Louisville: Alabama leads 1-0

at Tuscaloosa: Alabama leads 11-0

at Birmingham: Alabama leads 7-0-1

at Montgomery: Alabama leads 4-0

SOUTH CAROLINA

AWAY, NOV. 18

USC LEADS THE SERIES, 19-14-1

Year	UK Record	USC Record	Site	Score
1937	3-3-0	3-3-1	Lexington	UK, 27-7
1978	0-0-0	1-0-0	Columbia	Tied, 14-14
1981	1-3-0	2-3-0	Lexington	USC, 28-14
1992	2-1-0	0-3-0	Lexington	UK, 13-9
1993	1-2-0	2-1-0	Columbia	UK, 21-17
1994	1-2-0	2-1-0	Lexington	USC, 23-9
1995	1-2-0	1-2-0	Columbia	UK, 35-30
1996	1-4	2-3	Lexington	USC, 25-14
1997	2-3	2-3	Columbia	USC, 38-24
1998	3-2	1-4	Lexington	UK, 33-28
1999	3-2	0-5	Columbia	UK, 30-10
2000	2-3	4-1	Lexington	USC, 20-17
2001	1-3	4-0	Columbia	USC, 42-6
2002	4-1	4-2	Lexington	USC, 16-12
2003	2-3	3-2	Columbia	USC, 27-21
2004	1-3	4-2	Lexington	USC, 12-7
2005	1-3	2-3	Columbia	USC, 44-16
2006	3-2	3-2	Lexington	USC, 24-17
2007	5-0	4-1	Columbia	USC, 38-23
2008	4-1	4-2	Lexington	USC, 24-17
2009	2-2	4-1	Columbia	USC, 28-26
2010	3-3	4-1	Lexington	UK, 31-28
2011	2-3	4-1	Columbia	USC, 54-3
2012	1-3	4-0	Lexington	USC, 38-17
2013	1-3	3-1	Columbia	USC, 35-28
2014	3-1	3-2	Lexington	UK, 45-38
2015	1-0	1-0	Columbia	UK, 26-22
2016	1-2	2-1	Lexington	UK, 17-10
2017	2-0	2-0	Columbia	UK, 23-13
2018	4-0	2-1	Lexington	UK, 24-10
2019	2-2	1-3	Columbia	USC, 24-7
2020	3-6	2-7	Lexington	UK, 41-18
2021	3-0	2-1	Columbia	UK, 16-10
2022	4-1	3-2	Lexington	USC, 14-24

Series Information

Current Streak: USC has won one

at Lexington: S. Carolina leads 10-8

at Columbia: S. Carolina leads 9-6-1

LOUISVILLE

AWAY, NOV. 25

UK LEADS SERIES, 19-15

Year	UK Record	UofL Record	Site	Score
1912	3-1-0	2-0-0	Lexington	UK, 41-0
1913	5-1-0	5-0-0	Louisville	UK, 20-0
1914	4-2-0	0-3-0	Lexington	UK, 42-0
1915	3-1-1	1-2-1	Louisville	UK, 15-0
1922	2-0-0	0-2-0	Lexington	UK, 73-0
1924	0-0-0	0-0-0	Lexington	UK, 29-0
1994	0-0-0	0-0-0	Lexington	UK, 20-14
1995	0-0-0	0-0-0	Lexington	UofL, 13-10
1996	0-0	0-0	Lexington	UofL, 38-14
1997	0-0	0-0	Lexington	UK, 38-24
1998	0-0	0-0	Louisville	UK, 68-34
1999	0-0	0-0	Lexington	UofL, 56-28
2000	0-0	0-0	Louisville	UofL, 40-34 (1 OT)
2001	0-0	1-0	Lexington	UofL, 36-10
2002	0-0	0-0	Louisville	UK, 22-17
2003	0-0	0-0	Lexington	UofL, 40-24
2004	0-0	0-0	Louisville	UofL, 28-0
2005	0-0	0-0	Lexington	UofL, 31-24
2006	0-0	0-0	Louisville	UofL, 59-28
2007	2-0	2-0	Lexington	UK, 40-34
2008	0-0	0-0	Louisville	UK, 27-2
2009	1-0	1-0	Lexington	UK, 31-27
2010	0-0	0-0	Louisville	UK, 23-16
2011	2-0	1-1	Lexington	UofL, 24-17
2012	0-0	0-0	Louisville	UofL, 32-14
2013	1-1	2-0	Lexington	UofL, 27-13
2014	5-6	8-3	Louisville	UofL, 44-40
2015	5-6	6-5	Lexington	UofL, 38-24
2016	6-5	9-2	Louisville	UK, 41-38
2017	7-4	7-4	Lexington	UofL, 44-17
2018	8-3	2-9	Louisville	UK, 56-10
2019	6-5	7-4	Lexington	UK, 45-13
2021	8-3	6-5	Louisville	UK, 52-21
2022	6-5	7-4	Lexington	UK, 26-13

Series Information

Current Streak: UK has won four in a row

at Lexington: Series tied 10-10

at Louisville: Kentucky leads 9-5



ALL-TIME LETTERMEN

A

Abadi-Fitzgerald, Abule
2019-21
Abbot, Bob 1967
Abdullah, Muhammad
2002-03-04-05
Abney, Derek 2000-01-02-03
Abraham, Richard 1980-81-82
Abren, Ricky 2004-05-06
Acham, Cheddi 1998-99
Acheson, Kevin 1974
Adair, George 1905-06-07
Adams, Brian 2010-11
Adams, E.J. 2006-07-08
Adams, George 1981-82-83-84
Adams, Greg, Mgr. 1984-85
Adams, Richard 1980
Adams, Vic 1986-87-88
Adeyemi, Eric 2008-09
Adkins, Tommy 1951-52-53
Afari, Alex 2022
Agboke, Adetayo 2001-02
Ahmad, Kamaal 2002, 04
Aitcheson, Michael
2003-04-05-06
Ajian, Tyrell 1988-19-20-21-22
Alaman, Paul, Mgr. 1986
Aldridge, Burton 1930-32-33
Alexander, Barry 1983-84-85
Alexander, James 2005-06, 08
Alford, Smith 1993-94-95-96
Ali, Dele 1994-95-96-97
Ali, Josh 2017-18-19-20
Allen, Beau 2020
Allen, Bill 1988
Allen, Dougie 1998-99-2000-01
Allen, Ermal 1939-40-41
Allen, Josh 2015-16-17-18
Allen, Moncell 2007-08-09-10
Allen, Rich 1971-72-73
Allgeier, Todd 1987
Althaus, Carl 1941-42
Alvarez, Jack 1971-72-73
Amerson, Glenn 1982-83
Amshoff, Jay 1988
Anderson, Chad 2002-03-04
Anderson, H.C. 1893
Anderson, Tobin 1996
Anderson, Tom 1967
Andrews, Ken 1929-30-31
Andrighetti, John 1963-64-65
Ansley, Ben 1980
Antonini, Frank 1964-65-66
Archer, Jeff 2005
Arenstein, Leo 1944
Ariza, Dan 1993-94
Arling, Eric 2000
Armstead, Brad 1989-90-91-92
Arnold, Chuck 1966
Arnsperger, Bill 1944
Arulogun, Shamsaldeen 1997
Ashcraft, Drew 2000
Asher, A.J. 1897
Asher, G.M. 1895
Asher, Letcher 1932
Askin, Mark 1991-92-93-94
Asafo-Adjei, George 2015-16-17-18
Atkins, Bob 1909
Atkins, Presley 1902, 1904-05
Atwell, Travis 2002

Aumiller, Grant 2014
Aumiller, Jordan 2010-11-12-13
Ayers, Clarence 1933-34-35

B

Babb, Jim 1946-47
Bablit, August A. 1910-11
Bach, Stanley 1932-33
Badet, Jeff 2013, 15-16
Baer, Stanley 1905-06
Bailey, Cliff 1997
Bailey, J.Y. (Bill) 1913-14
Bailey, Joe 1938-39-40
Bailey, John 1952
Bailey, Mychal 2010-11
Bair, Dave 1967-68
Baird, Kerry 1980-81-82-83
Baird, M. 1905
Baird, Charles N. 1892
Baity, Derrick 2015-16-17-18
Baker, A.I. 1988-89-90
Baker, Dorian 2014-15-16, 18
Baldwin, John 1950-51-52
Ball, Sam 1963-64-65
Ball, Shane 1991, 94
Ball, Steven 2009
Bankhead, Terrell 2005-06
Banks, Jeff 1983
Barbee, Dick 1907-08-09
Barclay, Trey 2004
Barga, Ray 1971-72-73
Barker, Drew 2015-16-17
Barnes, Coleman 2000-01-02
Barnett, James 1945
Barnett, Oliver 1986-87-88-89
Barrington, John 1976
Bartlett, Tom 1918
Bartos, Bill 1973-74-75
Bassett, Jed 1999-2000-01-02
Bassitt, Bob 1952
Bastin, A.L. 1918
Bates, Ben 2006
Bates, Brenden 2019-20-21-22
Baugh, Frank 1921
Baugh, Walte 1917-18
Baughman, Bob 1929-30
Baumer, David 2017
Bayless, T. Gardner 1924
Beach, Arliss 2002-03-04-05
Beadles, Terry 1965-66-67
Beal, Dick 1944
Beard, Dick 1968-69
Beard, T.W. 1904
Beatty, Jerry 1954
Becherer, Tom 1963-64-65
Beck, Norman 1942
Beehn, Zane 1990-91-92-93
Beeler, Bob 1940-41
Beets, Jess 2007-08
Begley, Taylor 2002-03-04-05
Beirne, Mike 1967
Beirne, Mike 1998-99-2000-01
Bell, Alvonte 2016
Bell, Jerry 1988-89-90-91
Bell, Quincy 1995
Belt, Sylvan 1926-27
Bembry, Marquez 2020-21
Bennett, Bob 1954-55-56
Bennett, Leeman 1958-59-60
Benson, Pascal 1957-58-59
Bentley, Charles 1946-47-48-49

Bentley, Jerry 1969-70-71
Benton, Mikie 2010-11-12
Benzinger, Craig 1986, 88-89
Berezowitz, Braden 2018
Berezowitz, Bryan 2018-19-20
Berezowitz, Zac 2020-21
Bernard, Chris 2002-03
Berringer, David 1994-96-97-98
Berry, Dorian 1996
Berry, Steve 1990-91-93
Beshara, Mike 1999
Best, Blake 2016-17-18-19
Betz, Damon 1991-92
Bezuk, Bob 1949
Bickel, Arthur 1927
Bickel, George 1930
Billberry, Darren 1987-88-89
Bird, Ben 1995-96
Bird, Billy 1961
Bird, Calvin 1958-59-60
Bird, Rodger 1963-64-65
Bishop, Darryl 1971-72-73
Bishop, Fred 1973-74
Bitler, Todd 1983
Bivin, Arvon 1953
Black, Billy 1940
Black, Harold 1960
Black, Marvin 1905
Blackburn, Charles 1967-68
Bland, Leroy 1918
Blanda, George 1945-46-47-48
Blanton, Jerry 1974-75-76-77
Blaylock, Daron 2012-15
Blaylock, Sefo 2006
Blaylock, Zack 2012, 15
Blevins, Ralph 1932
Blizzard, Bobby 1999-2000
Blocker, Dick 1957-58
Blue, Javess 2013-14
Blue, Logan 2017
Bocard, Ken 1961-62-63
Boeckmann, Steve 1984
Bogue, Ross 2006-07-08-09
Bohanna, Quinton
2017-18-19-20
Bojalad, Ron 1982-83
Bojdan, John 1987-88-89-90
Boller, Bill 1946-47-48-49
Bond, Dave 1979-80-81
Bond, Octavius 2000
Bone, Blake 2014-15-16-17
Bonner, Dusty 1997, 99
Bonner, Jordan 2017
Booker, Brad 2003-04
Booker, Karl 2004-05-06
Boone, Aaron 2001-02
Boone, George 1957-58-59
Booth, Scott 1989
Borden, Steven 2013-14
Bosse, Joe 1935-36-37
Boston, Bill 1937, 39
Boswell, M.T. 1893
Boulware, Mike 1967-68-69
Bouvier, David 2017-18
Bow, John 1976-77-78-79
Bowden, Lynn 2017-18-19
Bowen, James 1980, 82
Bowens, Cecil 1970-7
Bowie, Jeremy 1997-98-99-2001
Bowie, Jim 1958
Bowland, Trey 2007, 09
Bowling, Willie L. 1901

Boyd, Aaron 2008, 2011-12
Boyd, Bert 1921
Boyd, Jim 1958
Boyd, Leman 1993-95-96
Boyd, Lester 1975-76, 78-79
Boyd, Ritchie 1977-78-79
Boyd, Shane 2001-02-03-04
Boyle, Tom 1981
Bozick, Bruce 1984-85
Bradley, Chuck 1989-90-91-92
Bradshaw, Charlie
1946-47-48-49
Brady, Jeff 1988-89-90
Brandel, Joe 1961
Brandstetter, "Brandy" 1911
Bransom, Ben Jr. 1973-74
Branson, Don 1905
Brannum, Matt 1989-90-91-92
Brause, Tyler 2011-12-13-14
Brazley, Nik 2010-11
Brewer, Bruce 1904-05-06
Brewer, Ted 1922
Britt, Andy 1992-93-95
Brittain, John 1915-16-17
Britton, Donnie 1966-67
Brock, Lafayette, Mgr. 1896
Brock, Mark 1987
Brockman, G.F. 1907
Bronston, Jake 1929-30
Brooks, Bobby 1948-49
Brooks, Effley 1979-80-81-82
Brooks, Randy 1976-77-78, 80
Broughton, Chuck 1988-89
Brown, Antoine 2006
Brown, Barion 2022
Brown, Bob 1962-63-64
Brown, Dave 1939-40-41
Brown, Eli 2016-17
Brown, Harry 1939-40-41
Brown, Herbert W. Jr. 1928
Brown, Jack 1971
Brown, Jamari 2019-20
Brown, Jim 1993
Brown, Kory 2012-13
Brown, Locky 1955
Brown, Matt 1998-99-2000-01
Brown, Neal 1998, 2000
Brown, Paul 1913
Browning, Alfonso 1992-93
Browning, Charles 1946-47
Brueck, Joe 1959
Bruno, Al 1948-49-50
Brush, Tommy 1961
Bryan, Daniel B., Mgr. 1925
Bryan, Joel 2000
Bryan, John 1892-93-94
Bryant, Charles (Perky)
1961-62-63
Bryant, Cisco 1983-84-85
Bryant, Joe 1976-77
Bryant, Gene 1934
Bryant, Thomson, Mgr. 1907
Bryant, Warren 1973-74-75-76
Buban, Gerald 1977
Buchanan, Don 1957
Burbage, Cornell 1984-85-86
Burden, Chandler
2008-09-10-11
Burden, Randall 2008-09-10-11
Buford, Deondre 2022
Burford, Mike 1980
Burke, Matt 1999

Burke, Randy 1974-75-76
Burke, Albert 1988-89
Burnam, Buzz 1970-71-72
Burnett, Daniel 2001-02-03
Burnett, Ed 1951
Burns, Vincent 2002-03-04
Burrell, Stacey 1981-82-83-84
Burruss, Leonard 2000-01-02-03
Burton, Jager 2022
Burton, Keenan 2003, 05-06-07
Bushong, Bill 1970-71
Butler, Bob 1959-60-61
Butler, Jack 1954-55-56
Butler, Jonathan 2002
Butler, Miles 2015, 18
Bwenge, Alexis 2002-03-04-05
Byrd, Robert 1980

C
Cahill, Mike 1988
Cain, Ronnie 1957-58-59
Caldwell, Carmichael
1983-84-85
Calhoun, Paul 1982-83-84
Callahan, Ray 1953-54-55
Collins, William Thomas 2015
Calvert, Tim 1991-92-93
Cambron, Jim 1957-58
Cammack, A.B. (Red), Mgr. 1922
Cammack, Jim 1921-22-23-25
Campassi, Steve 1972-73-74-75
Campbell, Bill 1990-91-92
Campbell, J. 1909-10
Campbell, James 1897
Campbell, Jim 1978-79-80-81
Campbell, Kenton 1944-45
Campbell, Mark 1971
Campbell, Tom 1895-96
Campbell, Walter 1900-02
Cannon, Willie 1991-92-93
Carboni, Steve 1973
Cardwell, Denny 1963
Cardwell, J.W. 1908
Carey, George B. 1892-93-94-95
Carlig, Clyde 1952,55
Carnahan, Jaes W. 1892,94-95
Carnes, Wilce 1938-39
Carney, Conrad 1986
Carpenter, Bruce 1976
Carpenter, W.T., Mgr. 1897
Carr, Ray 1973-74-75-76
Carrithers, William S. 1912
Carroll, Arvel Jr. 1970-71-72
Carroll, Mike 1966, Mgr. 1967
Carson, Don 1961
Carter, Howard 1992-93-94
Carter, Jimmy 1995-96-97-98
Carter, Larry 1975,77-78-79
Carter, T.J. 2016-17-18-19
Cartwright, Bill 1966-67-68
Caruthers, Dan 1993-94
Casey, Jared 2020-21
Casner, Jack 1942
Cason, Ron 1974-75-76-77
Cassady, Tom 1932-33
Cassity, Michael E. 1966
Cassity, Michael L. 1973-74
Caudell, Chris 1982-83
Caudill, Jeremy 2000-01-02-03
Cavana, James (Bud)
1929-30-31
Cecil, Anthony 2007, 09
Chambers, Bill 1944-45-46
Chambers, J.S. 1909-10-11-12

Chandler, Lawrence, Mgr.
1980-83
Chandler, Mel 1959-60-61
Chandler, Pat, Mgr. 1984
Chaney, Robb 1977-78-79
Chapala, Tom 1965
Chapman, Dave 1961
Charles, Dick 1957
Chatelain, Keith 2000-01-02
Chatmon, Mark 1991-92-93
Chenault, Chris 1985-86-87-88
Childress, Zion 2022
Chisholm, O.B. 1906
Chism, Mike 1988-89
Claiborne, Brent 1993
Claiborne, George 1951
Claiborne, Jerry 1946, 48-49
Clark, Darrin 1995-96-97
Clark, Emery 1949-50-51
Clark, Joe 1996
Clark, Neal 1989-90-91
Clark, Terry 1964-65
Clark, Tom 1970-71-72
Clark, W.F. 1907-08
Clarke, C.C. 1897-98-99-1900
Clay, Jim 1908
Clayton, R.S. 1915
Clayton, Terry 2005-06-07
Clements, Earle 1916
Clemmons, Josh 2011
Clymer, Lee 1971
Cobb, Ashton 2006-07-08-09
Cobb, Randall 2008-09-10
Cobb, Robert 1980
Cobbins, Bookie 2012
Cobble, Mister 2011-12-13
Cochran, Curt 1983
Cochran, Gary 1959-60-61
Cochran, Mickey 1979-80
Coleman, Christian
2011-12-13-14
Coleman, Kevin 1995-96-97-98
Coleman, Sam 1905-06
Coleman, Tommy 1936
Colker, Max 1928-29-30
Collins, Bill 1911
Collins, Carlos 1991-92, 94-95
Collins, Daryl 2012-13
Collins, Jon 1990-91-93
Collins, Sonny 1972-73-74-75
Collins, Will Tom 2015-16
Collier, Bob 1955-56-57
Colpitts, William 1919-20-21-22
Colvin, Dick 1941-42
Combs, W. 1902
Combs, Carl (Hoot) 1938-39-40
Combs, John 1919
Comstock, Kris 1995-96-97-98
Conde, Bill 1949-50-51
Conger, Fred 1967,69
Conn, C.R., Mgr. 1926
Conn, Darryl 1990-91-92-93
Conner, John 2006-07-08-09
Connelly, Chris 1988
Conrad, C.J. 2015-16-17-18
Conwell, Delandual 1991
Cook, H. 1906
Cook, Tommy 2001-02-03, 05
Coons, Joe 1903-04
Corbin, Don 1981-82-83
Corbin, Thad 1994-95-96-97
Corker, Yusuf 2018-19-20-21
Corn, Franklin 1914-15
Cornelius, John 1955-56-57
Correll, Gabe 2010-11-12

Correll, Ray 1951-52-53
Couch, Joey 1988-89-90-91
Couch, Tim 1996-97-98
Covington, Will Ed 1927-28-29
Coyle, Mike, Mgr. 1961
Cox, Darrell 1961-62-63
Cox, Eli 2020-21-22
Cox, Rodney, 2014
Craig, Bill 1899-1900
Crain, J.D. 2006-07
Crain, A.B. 1906-07
Cralle, Brian 1988-89
Crane, David 1988-89
Cravens, Bobby 1956-57-58
Cravens, J.T. 1901-02-03
Crawford, Mark 2009-10-11
Creeth, Ted 1924,26
Croan, Walter B. 1914
Crosley, Scott 1993
Cross, Marcus 1994-95
Crowdus, Dekel 2022
Crowe, Gordon 1996-97-98-99
Crowe, Mitt 1997
Crowe, Tom 1969-70-71
Crumrine, Tom 1989
Crutcher, Maury 1913-14-15-16
Culp, William 1919
Cumby, Quentus
1999-2000-01-02
Cummings, Izayah 2020-21-22
Cunningham, Rashad 2012
Curd, Cary 1975
Curling, Kerry 1965-66-67
Curnutte, Delmas 1952-54, 56
Curnutte, Ivan 1955-57
Curry, Joe 1985-86,88
Curry, Larry 1927
Curtis, Isaac 1993-94-95-96
Cutchin, Phil 1941-42,46
Cutler, Tom 1902
Czack, Tony 1982,84

D
Dailey, Allen 2018-19-20
Daley, Carl 1995
Daly, Patrick 2005
Dane, Al 1900
Daniel, Aaron 1997-98-99-2000
Daniel, Kash 2016-17-18-19
Daniel, Kengera 2015-16-17-18
Danko, Don 1964-65
Darby, Darrell 1930-31-32
Darnaby, Jim 1932,34
Darnall, F.H. 1904
Darrington, Charlie 1987-88
Darveau, Jeremy 2002
Davenport, Tyler 2013
Davidson, O.L. (Bud) 1931-32-33
Davis, Alvin 2011-12-13
Davis, Bob 1935-36-37
Davis, Chris 1993-94
Davis, Dameron 1936-37-38
Davis, Doug 1963-64-65
Davis, Drak 2003-04-05
Davis, Garry 1997-98-99
Davis, Jamir 2018-19-20
Davis, Jamir 2004-05
Davis, Jeremy 1999
Davis, Jerry 1965-66
Davis, Marcus 2008-09-10
Davis, Torrance 2020
Dawson, Bill 1946,48,50
Dawson, Dermont
1984-85-86-87

Day, Kyle 2002
Day, Travis 2004-05-06-07
Deatherage, Kevin 2002
Deaton, Mike 1977-78
DeBow, Sam 1894-95-96
Dean, Bill 1986
Dees, Claire 1962-27-28
Degraw, Cade 2020-21-22
DeHaven, Denver 1924-25-26
De La Peralre, David 1996
Delic, Nermin 2010
Demaree, Chris
1998-99-2000-01
Dempsey, C.F. 1915-16-17
Denham, Brian 1988
Denham, Harry 1940
Dennis, Harold 1995-96
Dennis, Jeff 1979-80
Derrick, Frank 1924
Derry, Chris 1983-84-85
DeSpain, James, Mgr. 1972
DeVastey, Dominick 2004
DeVaughn, Nolan 1998-99-2001
Dewalt, Lonnell 2004
Dickerson, Charlie 1976
Dickerson, Jason 2003-04-05-06
Dickerson, Jerry 1959-60-61
Diehl, Bud 1976-77
DiGurio, Trent 1993
Dingle, Jordan 2022
Dinkins, Jamarius 2022
Dipre, Joe 1973-74,76-77
Dishman, Tony 1918-19
Disotelle, Kevin 1990
Dixon, Eric 2011-12-13-14
Dixon, Tony 2004, 06-07-08
Dixon, Wayne 1960-61
Dodson, Taj 2020, 2022
Doggendorf, Mike 1970-71-72
Domhoff, Tom 1971
Donaldson, Gene 1950-51
Donan, A.L., Mgr. 1906
Donigan, Shawn 1978-79,81-82
Donley, Pat 1973-74
Dooley, Kevin 1984-85,87
Dorazio, Chris 1983
Dornbrook, Thom
1974-75-76-77
Dort, Cedrick 2017-18-19-20-21
Dortch, Jay 1986-87-88
Dotson, Austin 2018-19-20-21
Dotson, Lee 1985
Dougherty, Bob 1955-56
Douglas, Mike 2011-12-13-14
Douglass, Maurice 1984-85
Douglass, Moses 2020
Downing, Clay 1917
Downing, George 1917
Downing, Gibson 1911-12-13-14
Doyle, Corry 2000
Drake, T. C. 2006-07-08-09
Dreisbach, Andy 1997
Drennen, Mike 2020
Drinnin, Dennis 1967-68
Drobney, Jeremiah
2002-03-04-05
Drury, Bill 1927-28-29
Drury, John 1932
Dubose, Tymere 2015-16-17-18
Duckworth, Don 1985
Duff, Noah 1931-32
Duff, Steven 2012
Duffy, Max 2018-19-20
Duffy, Tom 1969
Dufrene, Jacob 2007-08-09-10



Duke, Bill 1967-68-69
 Dumbauld, Jon 1982-83-84-85
 Duncan, Dick, Mgr. 1918
 Duncan, Walter 1895-96
 Duncan, Zipp 2006-07-08-09
 Dunlap, G.G. 1906-07,09-10
 Dunn, Tre' 2013-14
 Dunnebacke, Howard 1961-62
 Dupree, Alvin (Bud)
 2011-12-13-14
 Durbin, Raul, Mgr. 1938
 Durbin, Ron, Asst. Trainer 1971
 Durham, Brad 2007-08-09-10
 Dyer, Don 1952
 Dyer, O.K. 1901-02-03
 Dysard, Bill 1930

E

Earle, Tom 1908-09-10-11
 Eaton-Nared, Teven
 2012-13-14
 Eblen, Charles 1942
 Echols, Brandin 2019-20
 Eckenrodt, Pat 1968-69-70
 Edwards, Adolph 1925-26
 Edwards, Brent 1980
 Edwards, George 1942
 Edwards, Mike 2015-16-17-18
 Ehlers, Tom 1972-73-74
 Eibner, John 1938-39-40
 Eisaman, Jerry 1958-59-60
 Elam, Matt 2014-15-16-17
 Elgin, Jeff 1906-07
 Ellington, Russell (Duke)
 1935-36-37
 Elliot, Cronley 1900
 Elliot, Milward 1896-97-98
 Ellis, Byrnie 1909
 Ellis, Ray 1925-26-27
 Ellison, Robert, Mgr. 1937
 Emanuel, Mike 1973-74-75
 Endris, Scott 1985-86-87
 English, Nick 1944-45
 Epps, Isaiah 2017-18-20-21
 Evans, Brian 1990
 Evans, DeQuin 2009-10
 Ewell, George 1900-01
 Ewing, Tom 1942

F

Fadowski, Dave 1976-77-78
 Falconer, B.O. 1919
 Fanuzzi, Mike 1971, 73-74
 Farley, Bill 1950-51
 Farmer, Tom 1972-73-74
 Farrell, Bob 1961
 Farris, Jack 1946-47
 Farris, John 1934
 Faulkner, Daryl 2009
 Faulkner, Glenn 2011, 13-15
 Faulkner, J.V. 1892-93
 Featherson, Dan 1970
 Featherson, Lloyd, Mgr. 1933
 Federspiel, Joe 1969-70-71
 Fee, Tom 1964, 66-67
 Felch, Allen 1951-52-53
 Fennell, Clem 2005
 Ference, Chris 1981-82
 Ferguson, Brad 1998
 Ferguson, Tom 1967
 Ferguson, Walter 1921-22
 Ferrell, Doc 1944, 46-47-48
 Ferris, Fred 1944
 Fest, Fred 1920-21-22

Fidler, Will 2009
 Fielder, Don 1979, 81
 Fields, E.J. 2010-11-12
 Fillion, Tom 1951-52-53
 Fink, Tanner 1901
 Firios, Nico 2016
 Fischer, Joe 2005, 07
 Fish, Al 1969-70
 Fish, Bill 1933
 Fisher, Jim 1959-60
 Flannigan, Ryan 2014-15
Flax, Jeremy 2022
 Fleahman, W. (Slugs) 1921
 Flowers, Earven 2001-02-03-04
 Fohr, Glenn 1987-88
 Foley, Jim 1962-63-64
 Fontaine, Raymond
 2002-03-04-05
 Ford, Chris 1994, 96-97
 Ford, DeMoreo 2005-06-07-08
 Ford, Roy 1948
 Ford, Warner 1927-28-29
 Forquer, L.G. 1928-29-30
 Forrest, Josh 2012-15
 Fortner, Luke 1927-18-19-20-21
 Forston, Stan 1968-69-70
 Foster, John 1910
 Foster, Landon 2012-13-14-15
 Foster, Mike 1974
 Foushee, Gil 1976
 Fowler, Bruce 2003
 Fowler, Dan 1974-75, 77-78
 Foy, Spencer 2017
 Frampton, Don 1948-49
 Francis, Rodney 1980-81-82
 Frankenberger, J.T. 1954-55-56
 Franklin, Jim 1973, 75
 Franklin, Mark 1926
 Frazer, Joe 1895
 Freeman, Jack 1956
 Freeman, Joe 1979-80-81
 Freibert, Bob 1966, 68
 Fritz, Eddie 1939-40
 Fromm, Rick 1972, 74-75
 Fry, Bob 1950-51-52
 Frye, John 1932-33
 Fucci, Dom 1948-49-50
 Fuller, Bruce 1919-20-21-22
 Fuller, Frank 1950-51-52
 Fuller, Ken 1972
Fulton, Luke 2022
 Funderburk, Tim 2002

G

Gaffron, Win 2001-02-03
 Gaffron, Winston, Mgr. 1971
 Gain, Bob 1947-48-49-50
 Gainer, Brandon 2011
 Gaiser, Jake 1909-10-11
 Gallagher, Jack 1957
 Galloway, Howard 1906,
 Mgr. 1911
 Gann, Roger 1967-68-69
 Gantt, Edgar 1999-2000
 Gancheau, Eugene 1972-73
 Gardner, Anthony 1986
 Gardner, Carwell 1985-86-87
 Gardner, Donnie 1986-87-88
 Gardner, John 1893-94
 Gardner, Scott, Trn. 1984
 Garland, Larry 1936-37
 Garner, Chip 1991
 Garred, Ulysses 1892-93
 Garrett, Dave 1983
 Gary, Bill 1900
 Gary, Willie 1997-98-99-2000
 Gash, Dave 1960-61-62
 Gatewood, Joey 2020
 Gay, Augustus 1916
 Gay, John 1981
 Gayton, Chris 1998-99-2000-01
Geiger, Jalen 2020-21-22
 Gemmill, Pete 1974-75-76
 Genito, Carl 1946, 48
 Genito, Ralph 1947-48-49
 Gentile, Tony 1930
 George, Jonathan
 2010-11-12-13
 Gerrell, Michael 1997
 Gholson, Ed 1938
 Gibbs, Josh 2010
 Gibson, Isaiah 2020
 Gibson, Frank 1931-32
 Gibson, Monquanta 2003
 Gilb, Elmer 1926-27-28
 Gilbert, John 1900
 Gilley, Scott 1991
 Gilliam, Tobias 2017
 Giltner, Jim 1910
 Ginn, David 1994-95-96-97
 Glenn, Antwane 2010-11
 Godby, Max 2013-14
 Godwin, Al 1968, 70
 Goins, Carl, Mgr. 1958
 Goins, Homer 1965-66
 Gonzalez, Jorge 2006-07-08-09
 Gooch, Tim 1976, 78-79-80
 Goode, Irvin 1959-60-61
 Goodfellow, Colin 2020-21-22
 Kiyunta Goodwin 2022
 Goodwin, William 1903-04
 Gordon, Donnell 1993-94
 Gover, Ray 1985-86-87-88
 Graban, Steve 1941
 Grabfelder, Earl 1915-16
 Grady, W.H. 1902-03-04
 Graham, J.H. 1898-99
 Granitz, Hartford 1945
 Grant, Jesse 1962
 Grant, Jim 1969-70-71
 Grant, Kenneth
 1997-98-99-2000
 Grant, Will 1977
 Graves, Jim 1990-91
 Gray, Richard 2002-03-04-05
 Gray, Tony 1973-74
 Green, Eric 1988
 Green, G.B.L. 1919
 Green, Norm 1978
 Greenberg, Dylan 2017
 Greenwood, Jabari 2016
 Greer, Dallas 2006
 Greer, Phil 1967-68
 Greer, Roger 1969
 Gregg, Turner 1922, 24
 Gresham, Jim 1966
 Griffin, Bill 1942, 46-47
 Griffin, Jordan 2016-17-18-19
 Griggs, John 1950-51-52
 Griggs, Tom 1978, 80-81
 Grigsby, Ahmad 2007-08
 Grigsby, Otis 1999-2000-01-02
 Grimsley, John 1981-82-83
 Grinter, Maurice 2006-07-08-09
 Groves, John 1986
 Gruenschlaeger, John
 2012-13-14
 Gruner, Bucky 1951
 Gullion, Carroll 1901-02
 Gumbert, George 1914-15

Gunn, Thomas 1893
 Guskys, Ed 1972
 Guy, Winston 2008-09-10-11
 Guyn, J. White
 1901-02-03-04-05
 Guyn, Les 1911

H

Haas, Gene 1944-45-46
 Haas, Eric 1985
 Hackett, Wilbur 1968-69-70
 Hagan, Joe 1936-37
 Hahn, Travis 1989-90
 Haire, Scott 1987
Hairston, Maxwell 2022
 Hairston, Russell 1983-84-85
 Halcomb, G.W. 1894
 Haley, Jimmy 1996-97-98-99
 Hall, Antonio 2000-01-02-03
 Hall, Bob 1937
 Hall, Daylen 2011
 Hall, Dean T. 1979
 Hall, James 1910
 Hall, Steven 1991-92-93-94-95
 Hamberg, Fred 1971, 73
 Hamilton, Allen 1946, 48-49-50
 Hamilton, Ed 1949-50-51
 Hamilton, L.L. 1897
 Hammond, Claude 1941
 Hanley, Jack 1952-53-54
 Hanson, Dave 1968-69-70
 Hanson, Seth 1997-98, 2000-01
 Harbold, Bill 1924
 Hardin, Jim 1938-39-40
 Hardin, Richard 1998, 2000-01
 Hardt, Dave 1968-69-70
 Hardy, Bob 1953-54-55
 Hare, Frank 1982-83-84
 Harmon, J.D. 2012, 14-15-16
 Harp, Chase 1999-2000-01-02
 Harper, Dude 1991-92-93-94
 Harper, Tom 1952-53
 Harrington, Roger 1956
 Harris, DeMarcus 2020-21-22
 Harris, George 1994-95
 Harris, John 1966
 Harris, John 1995
 Harris, Robert 1992, 94
 Harris, Tim 1991
 Harris, Wayne, Mgr. 1945
 Harrison, Calvin 2006-07-08-09
 Harrison, Vincent 1998-99
 Harrison, W.C. 1910-11-12
 Hart, Brad 2007-08
 Hart, Greg 2016-17
 Hart, Rodger 1966-67
 Hartline, Michael
 2007-08-09-10
 Haskins, Billy Jack 1995-96
 Hatcher, Jason 2013-15
 Hawk, Bill 1989-90-91
 Hawkins, Davaon 2019
 Hawkins, Robert 1977-78
 Hawthorne, Junior 1960-61-62
 Hay, Langan 1934-35
 Hayden, Charles 1915-16
 Hayden, Rick 1976-77-78
 Haydock, Justin 2002-03-04
 Hayes, Chad 1993
 Hayes, Josiah 2020-21-22
 Haynes, Chastain 1904
 Haynes, Nick 2014-15-16-17
 Haynes, Terry 1973-74
 Hayslip, Andre 1997
 Heald, Nick 1999-2000

Heard, Braylon 2014
 Heard, Geoff 1993
 Heber, John 1916-17-18-19-20
 Hedges, Henry 1912
 Hedges, Jimmy 1913-14
 Heick, "Shorty" 1915-16
 Heinzinger, Ben 1946
 Helm, Foster 1895
 Helton, J.J. 2007-08-09-10
 Henderson, Andre' 2007-08
 Henderson, Bobby 1989-90
 Henderson, Justin 2011
 Henderson, Khalid 2012-15
 Hendrickson, Geo.
 1906-07-08-09-10
 Hennessey, Larry 1951-52-53-54
 Hinesley, Dick 1945-46-47
 Henry, Terry 1979-80-81-82
Henry-Young, Darrion 2022
 Herbert, Bob 1940-41-42
 Herrick, Alex 1999-2000
 Herrick, Joey 2013-15
 Herzog, Woody 1955-56-57
 Hess, Jeff 1975, 77
 Hewling, Dick 1936
 Hickerson, Broadus 1916
 Higgs, Mark 1984-85-86-87
 High, Jackson 2020
 Hiles, Van 1993-94-95-96
 Hill, Chris 1976-77-78
 Hill, James 1987
 Hill, Jim 1960-61-62
 Hillenmeyer, Walter 1909
 Hines, Stuart 2008-09-10-11
 Hinklebein, Sherman 1935-37-38
 Hite, Cliff 1975-76
 Hite, Paul 1912-13-14
 Hoak, Gunner 2018
 Hobbie, Matt 1994
 Hobbs, Troy 1991-92-93
 Hobdy, William 1892-93
 Hockman, Ryan 1990-91-92
 Hodge, Lloyd 1958-59-60
 Hodge, Walter 1937
 Hogg, Houston Jr. 1969-70
 Hogg, Sam 1897-98-99
 Holland, Don 1967-68-69
 Holleran, Randy 1987-88-90
 Holliday, Dave, Mgr. 1944
 Hollowell, Carney 1922
 Holmberg, Bob 1995-96-97
 Holt, Bobby, Mgr. 1953-56
 Holt, Glenn 2002-03-04-05
 Holts, Deion 2002-03
 Holway, Dick 1947-48-49
 Homer, Derek 1997-98-99-2000
 Honaker, DeAnthony 1994-96
 Hood, Damon 1991-92-93-94
 Hooper, Hayden 1952,54-55
 Hoover, Vin 1975
 Hopewell, Andrew 2002-03-04
 Hopewell, Daniel 2001-02-03
 Hopewell, Dave 1976-77-78
 Hopkins, Elmer, Mgr. 1916
Horse, Kenneth 2019-20-21-22
 Horton, Mikel 2014-15
 Hoskins, Calloway, Mgr. 1930
 Hoskins, Phil 2017-18-20
 Houser, Doug 1986-87-88-89
 Housley, J.J. 2008
 Hovey, Jim 1971-72-73
 Howard, Ledger 1957-58-59
 Howard, Tommy 1987
 Howe, Jim 1944,48-49
 Hoyer, Eric 1942

Hricenak, Steve 1979,81
 Huddleston, Joe 1934-35-36
 Hudson, Chad 1994-95
 Huff, Matt 2001-02-03-04
 Huffman, Antoine
 2002-03-04-05
 Hughes, Charles 1923-24
 Hughes, Delmar 1953-54-55-56
 Hughes, Gary 2000-01
 Hughes, Lowell 1957-58-59
 Hughes, W.N. 1901
 Hughes, N.T. 1902-03
 Hughes, Zy'Aire 2017-18
 Huguenin, Farrington 2012-15
 Huette, Bill 1988-89-90
 Huette, Sam 1939-40-41
 Humphreys, Claude
 1897-98-99-1900
 Hundley, Tom 1959-60
 Hunt, Bob 1958-59-60
 Hunt, Greg 1990
 Hunt, Herbie 1951-52-53
 Hunter, David 1968-69-70
 Hunter, Ivy Joe 1986-87-88
 Hurst, John 1942
 Hutcheson, F.M. 1900
 Hutchinson, Tom 1960-61-62
 Hutton, Justin 2002
 Huzzie, Qua 2010
 Hyde, Jacob 2016-17
 Hypolite, Trevor 1994
 Hytchye, Jaleel 2013

I
 Ignarski, John 1949-50-51
 Ilari, John 1955
 Ishmael, Charles 1938-39-40

J
 Jackowski, Ralph 1937-38
 Jackson, Brandon 1994-95
 Jackson, Charles 1980
Jackson, D'Eryk 2020-21-22
 Jackson, Drake 2017-18-19-20
 Jackson, Elmer 1962
 Jackson, Gordon 1982-83-84
 Jackson, Larry 1990-91
 Jackson, Rodney 1989-90
 Jackson, Wesley 1991-92-93
 Jacobs, Bill 1933
 Jacobs, Cam 1982-83-84
 Jacobs, Chris 1978-79-80
 Jacobs, Ed 1938-39-40
 Jacobs, Gus 1998, 2001
 Jacobs, Joe 1967,69
 Jacobs, Mark 1995-96-97-98
 Jaffe, Richard 1976-77-78-79
 Jamerson, Wilbur
 1947-48-49-50
 James, Pat 1948-49-50
 Jones, Ernest 1932-33-34
 Jansen, Bill 1966
 Jardine, Richard 1975,77-78
 Jarmon, Jeremy 2006-07-08
 Jean, Jack 1933
 Jeffries, Justin 2006-07-08-09
 Jenkins, A.L. 1905
 Jenkins, Bill 1962-63-64
 Jenkins, D'Andre' 1992
 Jenkins, Marcus 1992-93
 Jenkins, Paul 1925-26-27
 Jenkins, Randy 1980-81-82-83
 Jenkins, Ventrell 2005-06-07-08
 Jett, Charles 1900-01

Jirschele, Don 1951
 Jobe, Bill 1933-34
 Johns, Jimmy 1957-58-59
 Johnson, Ben 1980-81-82
 Johnson, Bert 1934-35-36
 Johnson, Brian 1995-96-97
 Johnson, Christian
 2005-06-07, 09
 Johnson, Clyde 1940-41-42
 Johnson, Cory (C.J.) 2014-15
 Johnson, David 1985-86-87-88
 Johnson, David
 1998, 2000-01-02
 Johnson, Dennis 2004
 Johnson, Dennis 1998-99-2001
 Johnson, Derrick 1998, 2000-01
 Johnson, Dick 1892
 Johnson, Ellis 1930-31-32
 Johnson, Garrett 2014-15-16-17
 Johnson, Harry 1961
 Johnson, J.E.C. 1904,10-11-12
 Johnson, J.P. 1900
 Johnson, Jabari 2012, 14-15
 Johnson, Jack 1897
 Johnson, Ken 1991-92
 Johnson, Kurt 1989-90-91-92
 Johnson, Lonnie 2017-18
 Johnson, Marshall, Mgr. 1962
 Johnson, Marius, Mgr. 1899
 Johnson, Martez 1998, 2000-01
 Johnson, Melvin 1991-92-93-94
 Johnson, Micah 2006-07-08-09
 Johnson, Oliver 1928-29-30
 Johnson, Percy, Mgr. 1931
 Johnson, Ronald (Rock)
 2002-03-04
 Johnson, Stephen 2016-17
 Johnson, Steve 2006-07
 Johnson, Tristian 2010-11-12-13
 Johnson, Vern 1983-84-85
 Johnson, Wes 2020
 Johnson, W.T. 1908-09
 Johnson, William 2009
 Johnson, Zach 2019-20-21
 Johnston, William T., Mgr. 1931
 Jolly, J.B. 1893-94
 Jones, Alfred 1988-89
 Jones, Barry 1992-93-94-95
 Jones, Bob 1968-69-70
 Jones, Charles Jr. 1939-40-41
 Jones, Chris 1979-80
 Jones, Chuck 1976,78-79-80
 Jones, Cody 2011, 13
 Jones, David 2005-06-07-08
 Jones, E.J. 2010
 Jones, Harry 1950-51-52
 Jones, Jacques 2021-22
 Jones, Jordan 2015-16-17-18
 Jones, Johnny 1983
 Jones, Larry 1950-51-52
 Jones, Micah 2004
 Jones, Mike 1988
 Jones, Paul 1949,51
 Jones, Pookie 1991-92-93
 Jones, Raymond 1993
 Jones, Robert 1997
 Jones, Roscoe 1942,46-47
 Jones, Tim 1984-85-86-87
 Jones, Tom 1899
 Jones, Wallace 1945-46-47-48
 Joseph, Kelvin 2020
 Joyce, Marty 1967-68
 Juliette, Samuel 1939
 Jurgens, John 1960-61

K
 Kalb, Matt 1992
 Kamphake, Mike
 1998, 2000-01-02
Kattus, Josh 2022
 Kane, Adam 1994
 Karem, Paul 1972
 Karish, Ken 1976
 Karibo, Lou 1952-53
 Katzenbach, George 1966-67-68
 Kearns, Kevin 1979-80
 Kearns, Tom 1977-78-79
 Keene, Mark 1977-78
 Kehoe, John 1898-99-1900-01
 Kelley, Braxton 2005-06-07-08
 Kelly, Anthony 1998-99-2000-01
 Kelly, E.E. 1915,18-19
 Kelly, Eric 1997-98-99-2000
 Kelly, Henry 1933
 Kelly, John (Shipwreck)
 1929-30-31
 Kelly, Kevin 1977-78
 Kelly, Tom 1895-96
 Kemp, Jojo 2013-14-15-16
 Kemper, Priest 2003-04-05
 Kendall, Ryan 2017
 Kendrick, Anthony 2010-11, 13
 Kennard, Jim 1946
 Kent, George 1944
 Kercheval, Ralph 1931-32-33
 Kerrick, Felix, Mgr. 1895
 Kessler, Kris 2006
 Kestner, Rick 1963-64-65
Key, Dane 2022
 Key, Donte' 1992-93-94-95
 Keyes, Howard 1964-65
 Kidd, A.S. 1896
 Kiefer, Steve 1954-55
 Kimmel, Charles, Trn. 1975
 Kincer, Bill 1941
 King, Alex 2018
 King, Doyle 1967-68-69
 King, Kenneth 1921,24-25
 King, Kenny 1970-71-72
 King, La'Rod 2009-10-11-12
 King, Lawson 1955
 King, Shane 1991
 King, Sihiem 2015-16-17-18
 King, T.E. 1896
 King, Vic 1967-68
 Kinnard, Darian 2018-19-20-21
 Kinne, Howard 1915-16
 Kipping, Bob 1930-31
 Kirchbaum, Kelly 1975-76-77-78
 Kirk, Harry 1951-52-53-54
 Kirk, Tom 1971
 Kirkendall, Jim 1927
 Kirn, Ted 1951
 Kirschner, Frank 1970-71
 Kirwan, Ab 1923-24-25
 Klein, Jerry 1982-83
 Klein, Norman 1944,46-47-48
 Klein, Sam 1944
 Klinecnd, Randy 1977
 Klope, Eric 2004
 Knox, Mike 1989
 Knutson, Gary 1970-71-72
 Koch, Joe 1952-53-54
 Koger, Cedric 2004-05
 Komara, Jim 1962-63,65
 Koon, Steve 1967-68
 Kosid, Bob 1962-63
 Kostechnik, Tom 1975
 Kotar, Doug 1971-72-73
 Kovach, Jim 1974-75-76,78



Kremer, Jeff 1984-85-86-87
 Kreuter, Howard 1931-32-33
 Kuhn, Charlie 1941-42
 Kuhn, Dave 1953-54-55-56
 Kunkel, Greg 1986-87
 Kunkle, Dennis 1958
 Kurachek, Pete 1937
 Kypriss, Mike 1973

L

Lahr, Greg 1988-89-90-91
 Lair, Matt 1946-47
 Lancaster, Victor 1976
 Lane, Hayden 2003-04-05-06
 Lane, Morris 1999-2000-01-02
 Lanefski, Jake 2008-09-10-11
 Lange, Ken 1986
 Langenkamp, Steve 1991
 Langford, Cale 1992-93
 Lanxter, Kyrus 2007-08-09
 Lassiter, W.A. 1895
 Laufer, Robert Jr., Mgr. 1928
 Laivin, Bobby 1919-20-21
 Lawson, Cliff 1949-50-51
 Layow, Matt 1997-98-99-2000
 Ledford, Rich 1985
 Lee, Bobby 1961
 Lee, Daniel 1990
 Lee, Lawrence 1981-82-83
 Leet, Jared 2012-13-14
 Leger, Jason 2004-05-06-07
 Legrand III, Jerry 1999
 Legree, A.J. 2012-13
 LeMaster, Frank 1971-72-73
 Lentz, Matt 2008-09-10
 Leonoff, Juha 1993
 Leskovar, Bill 1949-50-51
 Lesniewski, Brandon 2002
 Lett, Jim 1970
 Lewis, Will 2021-22
 Lewellen, Jacob 2011
 Lewis, Chris 2022
 Lewis, Dominic 2005-06-07
 Lewis, Ernie 1972-73-74
 Lewis, Jim 1907
 Lewis, Melvin 2014-15
 Lewis, Nick 2019-20
 Lewis, Rahsaan 2021-22
 Lidvall, Ned 1972-73-74
 Liening, Jonas 1995-96-97
 Lightcap, Jeff 1974
 Ligon, Patrick 2012-13
 Lindley, Trevard 2006-07-08-09
 Lindon, Bob 1957-58
 Lindon, Luke 1937-39
 Little, Dwight 1965-66-67
 Little, Jim 1944
 Little, Rafael 2004-05-06-07
 Little, Tom 1944
 Livings, Bill 1956-57-58
 Locke, Derrick 2007-08-09-10
 Lofton, Billy 1992-93
 Logan, Derick 1996
 Logan, Emmett 1906
 Logan, John 2004-05
 Logan, Marc 1984-85-86
 Logan, Phil 1987-88-89-90
 Lokesak, Jim 1979
 Lombard, Dick, Mgr. 1958
 Long, Darryl 2015
 Long, Greg 1979-80-81
 Long, Jim 1934-35
 Longacre, Courtney 1990
 Looney, Kordell 2017-18-19
 Looney, Pat, Mgr. 1966

Lopez, Luis 1977-79
 Lorenzen, Jared 2000-01-02-03
 Love, Courtney 2016-17
 Love, Marvin 1997-98
Lovett, Jordan 2022
 Lowery, Ashely 2011-12-13-14
 Lowry, Neil 1952-53-54
 Lowry, R.A., Mgr. 1909
 Lucas, Matt 1983-84-85-86
 Luck, Dustin 2009
 Lukawski, Chet 1950-51
 Lumley, Dan 2002
 Lumpkin, Ricky 2007-08-09-10
 Luther, Bill 1931-32
 Lutz, Ken 1955
 Lyle, Ernest 1898
 Lyle, Joel 1893, Mgr. 1894-95
 Lyons, Dave 1980-81-82
 Lyons Sr., Dicky 1966-67-68
 Lyons Jr., Dicky 2004, 06-07-08
 Lyons, Les 1970

M

Mabry, Dick 1957
 Mabry, Mikhail 2005, 07-08-09
 Machel, Rich 1964-65-66
 Mack, Ron 1985-86-87-88
 MacGinnis, Austin
 2014-15-16-17
 Mackenzie, Jim 1949-50-51
 Maddox, John 1982
 Maddox, F.M. 1902-03
 Maddox, Roy 1898
 Maggard, Freddie 1989-90-91
 Magwood, Chauncey 2021-22
 Mahan, Pete 1904-05
 Mahone, Jerquavion 2019-20
 Mahone, Will 2017
 Major, Marvin 1995, 97-98
 Makin, Raynard 1968-69-70
 Malloy, Tom 2001
 Maloney, William 1925
 Manchester, Rob 1992-93-94-95
 Mangas, Robert 1980-81-82
 Manning, Tashawn 2022
 Mansour, Joseph 2010-11-12-13
 Manzoni, Tony 1964-65
 Maragas, Rocco 2006
 Marchman, Maurice 2003-04
 Marchman, John 1972
 Margavage, Dave 1971-72-73
 Markem, Dave 1969
 Marks, Marty 1972-73
 Marrillia, Carl 1977-78-79
 Martin, Dick 1947-48-49-50
 Martin, Doug 1981-82-83-84
 Martin, Givens (Doc) 1922-23
 Martin, Jack, Mgr. 1957
 Martin, John 1959
 Martin, Keith 1981-82-83
 Martin, L. Wynn
 1897-98-99-1900-01
 Martin, Mike 1975-76-77
 Martin, Paul 1968-69-70
 Martin, Tremayne 1996-97
 Marzan, Henry 1980
 Mason, Chester 1938
 Mason, Kelly 2012-15
 Mason, Max 1951
 Mason, Norman 1996
 Massey, George 1996-97-98-99
 Massey, Tony 1986-87-88-89
 Massie, Rick 1981-82-83
 Masthay, Tim 2005-06-07-08
 Mastracchio, P.J. 1992

Mathers, Albert 1907
 Matthews, A.M. 1907
 Matthews, Chris 2009-10
 Matthews, Jack 1968-69
 Matthews, Jody 1989-90-91-92
 Mattingly, R.E., Mgr. 1912
 Maust, Eric 1987
 Maxwell, Sam 2006-07-08-09
 Mayfield, Clarke 1960-61-62
 Mayes, Tony 1983-84-85-86
 Maynard, T.J. 1991-92
 Mayo, Jim 1952
 Mazza, Steve 1982-83-84-85
 Mazzella, Joel 1988-89-90
 McAtee, Robbie 2007-08
 McCall, Marquan 2018-19-20-21
 McCaskill, Gene 2008-09, 11-12
 McCauley, Gates, Mgr. 1935
 McClain, Blake 2013-14-15-16
McClain, JuTahn 2020-21-22
 McClellan, Eugene 1990
 McClellan, George 1967
 McClelland, Kevin
 1980-81-82-83
 McClendon, Charlie 1949-50
 McClinton, Marcus
 2004, 06-07-08
 McClure, Ulysses A. 1901
 McClurg, Charles 1934-35
 McCollum, Jim 1971-72-73
 McCool, Frank 1934-35
 McCord, Quentin
 1996, 1998-99-2000
 McCord, Shane 2007-08-09-10
 McCorum, Henry, Mgr. 1934
 McCree, Marlon
 1997-98-99-2000
 McCrimmon, Larry 1978, 80
 McCubbin, Bill 1937-38-39
 McCune, Jesse 1944
 McCutchan, Matt 2004-05-06
 McDaniel, K.D. 2020-21
 McDaniels, Frank 1979
 McDermott, Lloyd 1947-48-49
 McDermott, Luke 2010-11
 McDevitt, James 2011
 McDonald, Louis 1944-45
 McDonald, Tim 1981
 McDuffen, Malcolm 2011-12-13
 McDuffie, Kyle 2000
 McElroy, Otho 1929
 McFarland, Bill 1923
 McGee, Hilton 1902-03
 McGinnis, Lawrence 1930
 McGonagle, Paul 1997-98
 McGowan, Jared 2002
 McGrath, Ben 2005-06
 McGraw, Mike 1964-65-66
 McLivaine, Ernest 1915-16
 McIntosh, Craig 2009-10-11-12
 McKay, James 1972
 McKee, N.T. 1901
 McKinley, Mike 2002
 McKinney, Walter 1904-05-06
 McKinniss, Grant 2016, 18-19
 McLaurin, Raymond
 1993-94-95-96
 McLean, Grandison, Mgr. 1924
 McLean, Price 1923
 McMillan, Dan 1984-85
 McMillan, Norris 1933-34-35
 McPherson, Martin 2007
 McVeigh, John 1981-82
 McWilson, Marcus
 2013-14-15-16

Meadors, G.C. 1911
 Meadows, Kyle 2014-15-16-17
 Meagher, Tim 1973
 Meant, Regie 2014-15
 Meaux, Venus 1978, 80-81
 Meck, Mike 1970-71
 Meece, Mike 1988-89-90
 Meek, Omri 1991-92
 Meeks, Gene 1942, 46
 Meers, David 1980-81-82
 Megill, Hilton, Mgr. 1903
 Meihaus, Johnny 1948
 Meilinger, Steve 1951-52-53
 Meiners, Mike 1988-89
 Meisner, George 2009-10
 Melillo, Nick 2009-10-11
 Menifee, John N. 1933
 Meyer, Todd 1988
 Meyer, V.A. 1929-30, 32
 Meyers, Ramsey 2014-15-16
 Michaels, Lou 1955-56-57
 Nickelsen, Lance 1997-98
 Middleton, Adrian 2015-18
 Mielsch, Trey 2002-03-04-05
 Miggins, Courtney 2015-16
 Milburn, Frank 1899-1900
 Miles, Jim 1964-65
 Miller, Aaron 2004
 Miller, Darrian 2011-12-13-14
 Miller, Jim 1932-12
 Miller, J.F. 1957-58
 Miller, Leonard 1927
 Miller, Sylvester (Big Kat)
 2001-02-03
 Mills, Bradley 1952-53-54-55
 Mills, Lamar 2003-04-05-06
 Mills, Tony 1987
 Mings, Jerry 1952
 Missick, Tony 1988-89
 Mitchell, Billy 1954-55-56
 Mitchell, Bill 1941
 Mitchell, Dick 1952-53-54
 Mitchell, Jim 1968-69-70
 Mitchell, Kevin 2011-12-13
 Mitchell, Scott 2004-05
 Mobley, Dyshawn 2012-13
 Mobley, Phil 1978
 Moffett, Tony 1971
 Mohny, Gayle 1925-26-27
 Molits, Dave 1975
 Molls, Andy 1979-80-81-82
 Moloney, Dick 1952-53-54-55
 Montgomery, Alex 2013, 15
 Montgomery, Bob 1931-32
 Montgomery, George
 1903-04-05
 Montgomery, S.C. 1924
 Moore, Don 1957
 Moore, Ellery 2001-02-03-04
 Moore, Marty 1990-91-92-93
 Moore, Roger 1918
 Moore, Shomari 2005-06-07-08
 Moraja, Joe 1961
 Morgan, George, Mgr. 1895
 Morris, Larry 1998
 Morris, Tom 1969-70-71
 Morris, Waymond 1957-58
 Moseley, Bill 1942, 46-47
 Moseley, Doug 1949-50-51
 Mosely, Quandre 2019-20-21
 Mosier, Cole 2014-15-16-17
 Mosley, Anthony 2009-10-11
 Moss, Austin 2006-07-08
 Mossakowski, Ryan 2010
 Motley, Greg 1978-79-80

Moushey, Charles 2016-17
Mueller, Dickie 1958-59-60
Muench, Rick 1969-70-71
Mullins, Basil 1963,65-66
Mullins, Noah 1939-40-41
Mumme, Matt 1998
Murgita, Steve 1972-73-74
Murphree, Edger V.
1916-17-18-19-20
Murphy, Billy Joe 2008-09-10-11
Murphy, Brian 2010
Murphy, Gerard 1963-64-65
Murphy, O.B. 1932-33
Murphy, Ryan 1997, 99-2000
Murphy, Sean 2006-07
Murray, Andy 1986-87-88-89
Murray, Darren 1992-93
Murray, Robert 1973,76-77
Mutchler, John 1960-61
Muth, Albert 1919
Myer, Vernon 1929-30,32
Myers, Art 1972-73-74
Myers, Brad 1984-85-86-87
Myers, Gene 1934-35-36
Myers, Zach 2015-16

N

Nalty, William 2020-21-22
Nance, A. J. 2006-07-08-09
Neal, Dan 1971-72
Neal, Guy 1984-85-86
Neloms, Martavius
2009-10-11-12
Nelson, Jeff 1986,88
Nesbit, J.C., Mgr. 1904-05
Netoskie, Don 1953-54-55-56
Netoskie, John 1949-50-51
Neuss, Matt 1993-94
Nevels, Jordan 2007
Nevers, Stanley 1934-35-36
Newton, Morgan 2009-10-11-12
Nicholas, Homer 1936
Nicholson, John, Mgr. 1971
Nickels, Nicky 1993-94
Noble, Alvin 2000
Noble, Will 2002
Nochta, John 1973-74, 76
Nord, Greg 1975, 77-78
Nord, Mike 1988-89
Norton, Rick 1963-64-65
Nowack, Oval 1928
Nuerge, Don 1959-60
Nuttall, John 1894
Nuzum, Rick 1972-73-74

O

Oats, Chris 2018-19, 2022
O'Brien, Doug 1961
O'Bryant, Kristofer 2012
Odlivak, Nick 1947-48-49
O'Ferral, Antonio
1992-93-94-95
Ogletree, Eric 2002, 04
Olah, Arperd 1933, 35
O'Leary, Ken 1971-72
Oliver, Bryce 2019-20
O'Neal, Jimmie 1987
Oninku, Nii Adjei 2005-06, 08
Orr, Joe 1935
Orr, William 1999
Oxendine, Octavious 2020-21-22
O'Toole, Tim 1977
Ott, Issac 1926
Owen, Oweney, Mgr. 1969

Owens, Dallas 1974-75-76-77

P

Pack, Roger 1954-55-56
Page, Chris 1992-93
Page, Greg 1967
Page, Neil 1990-91-92
Pakulak, Glenn 2000-01-02
Palmer, Bob 1938-39-40
Palmer, Dick 1967-68-69
Panton, Matt 2017
Paolone, Ralph 1952-53
Parda, Alex 1937
Parilli, Vito (Babe) 1949-50-51
Paris, Jamil 2006-07
Park, Jim 1911,13-14
Park, Smith, Mgr. 1919
Parker, Gerard 2001-02-03-04
Parker, Sam 1900
Parker, Steve 1972-73-74
Parks, David 1991-92-93
Parks, Frank, Mgr. 1942
Parks, Henry 1978,80-81
Parr, Allen 1940-41-42
Parrish, Doug 1932-33
Parrish, Josh 1998-99-2000-01
Parrish, Steve 1969-70
Parrott, Jim 1944
Parsons, B. Jay 2004-05
Paschal, Josh 2017-18-19-20-21
Paschal, TraVaughn 2012-13-14
Paslick, Mark 1982-83
Patton, Adrian 1998
Paul, Henry 1944-45
Paulin, Frank 1905-06
Pavlovich, Bernie 1945
Payne, J. Hamilton 1907
Peak, Bart 1915
Pelayo, Ernie 2005
Pelfrey, Doug 1990-91-92
Pence, Jim 1925-26-27
Pennington, Martin
1985-86-87-88
Perdue, Greg 2001-02
Perkins, W.H., Mgr. 1900
Perry, Clay 2021-22
Perry, Mark 1999-2000
Perry, Todd 1989-90-91-92
Pesuit, Wally 1973-74-75
Peters, Corey 2006-07-08-09
Petersen, Scott 1977-78-79
Petkovsek, Larry 1976-77-78
Petrie, Charles 1914
Petty, Tom 1979-80-81-82
Peurach, Ted 1978
Pfeifer, Mike 1986-87-88-89
Phaneuf, Al 1966-67
Phelps, Don 1946-47,49
Phillippi, Kent 1979
Phillips, Andru 2021-22
Phillips, Bob 1954-55
Phillips, Carlos 1989
Phillips, Hal 1945
Phillips, Joe 1981-82-83-84
Phillips, Randy 1938
Phillips, Reese 2014-15
Phillips, Stephan 1972
Phillips, Steven 1989-90
Philpot, O.E. 1954-55
Phipps, Frank 1925-26-27
Phipps, Jack 1929-30-31
Phipps, Tom 1929-30
Pickard, Brian 2002
Pickett, Phil 1962
Piecioro, Jeff 1984

Pietrowiak, Ken 1984-85
Pinner, Artose 1999-2000-01-02
Pipkin, Jabbar 1992
Pitts, Eric 1983-84-85-86
Pierce, John 1974-75-76
Platt, Joe 1952-53
Plummer, George 1909
Poore, Chance 2019-20-21-22
Pope, Bob 1948-49-50
Portela, Juan 1979
Porter, Patrick 1990
Porter, Ray 1947-48-49
Porterfield, Don 1968-69-70
Portis, Don 1982-83
Portwood, Al 1926-27-28
Portwood, Henry 1924
Portwood, William 1941
Post, Shelby 1908
Postel, Chuck 1978
Potter, Derek 1966-67
Potter, Lexie 1935-36
Potter, Sam 1934-35
Pottinger, Sam, Mgr. 1892
Poulton, Chris 1979
Powers, Archie 1955-56-57
Powers, Travis 1990-91-92
Poynter, Jimmy 1959-60
Preston, Leonard 1946-47
Prewitt, Ryan 1995
Pribble, Birkett 1919-20-21-22
Pribble, Holton 1932,34
Price, E.J. 2018
Pride, J.T. 1902-03
Priester, Jerrell 2010
Prince, Joe 1983-84-85-86
Pringle, Naquez 2016-17
Pritchard, Bob 1933-34,36
Proffitt, Jim 1951-52-53
Pryor, Myron 2005-06-07-08
Pulley, Curtis 2005-06
Puntillo, John 1971
Purdie, Aaron 1991-92-93-94
Pursell, Dave 1968-69-70
Pyatt, Brad 1999, 2001

Q

Quinn, Cody 2012-15

R

Rader, John 1997-98-99-2000
Raelchie, Chester, Mgr. 1939
Ramey, James 1975-76-77-78
Rampulla, John 1961
Ramsey, Derrick 1975-76-77
Ramsey, Dell 1920-21-22-23
Rancifer, Demarius 2012
Randolph, Kendall
2014-15-16-17
Ranieri, Tom 1972,74-75
Ransdell, Bill 1959-60-61
Ransdell, Billy 1983-84-85-86
Ratliff, Jewell 2010
Ratliffe, Clark 1952
Rawls, Alfred 1988-89
Ray, Babe 1945
Rayburn, Scott 1990
Raynor, Keith 1969
Reader, Jim 1959-60
Redd, Donnie 1991-92-93-94
Redmond, Harry 1893
Reed, Jim 1970-71-72
Reed, Tom, Mgr. 1972
Reedy, Chris 1990-91
Reese, A.S. 1896-97-98-99

Reese, Jerry 1984-85-86-87
Reese, Samuel 1897-98-99-1900
Reese, Tim 1986
Reeves, Corey 1991-92-93-94
Reichwein, James
1982-83-84-85
Reid, Kareem 2003
Reid, Walter 1938-39-40
Renauart, William 1993
Reyes, Kent 1973
Rhodemyre, Jay 1942,46-47
Rhyne, Dan, Mgr. 1959
Riazzi, Matt 1990-91-92-93
Rice, Cartier 2009-10-11-12
Rice, Chuck 1920,22-23
Rice, Dennis 1946
Rice, Guy 1899
Rice, William H. 1922,24-25
Rich, Barry 1991-92-93
Richards, Dick 1929-30-31
Richardson, Clyde 1962-63
Richardson, Tavyn 2016-17-18
Richey, Adam 2005-06
Richey, Tom 1983-84-85
Richmond, Ty 1980-81
Riddle, Ches. 1973-75-76
Riddle, Craig 1917-18
Riddle, Mike 1998
Rider, Jim 1984-85
Ridge, Don 1946-47
Rigg, Justin 2017-18-19-20-21
Riley, Ronnie
1998-99-2000, 2002
Rivero, Dan 1961
Roark, Ken 1978-79-80
Roark, Matt 2008-09-10-11
Roberts, Craig 1976-77-78
Roberts, Ronnie 1965-66-67
Roberts, H.B. 1893
Roberts, V.D. 1904
Robertson, Dewayne
2000-01-02
Robertson, Kenny 1955-56-57
Robinson, Davonte
2017-18, 2020-21
Robinson, Demarco
2011-12-13-14
Robinson, Don 1990-91-92-93
Robinson, Jimmy 1997-98, 2000
Robinson, John
1999-2000-01-02
Robinson, Mike 1985, 87
Robinson, Mike 2001
Robinson, Ron 1986-87-88-89
Robinson, Tayvin 2022
Robinson, Tom, Mgr. 1913
Robinson, Tyler 2010-11-12-13
Robinson, Vincent 1935-36-37
Robinson, Wan'Dale 2021
Rodes, J.W. 1904-05
Rodes, Pete 1907-08
Rodes, Waller 1902,04-05
Rodes, Wm. (Black Doc)
1915-16
Rodes, Wm. (Red Doc)
1909,11-12
Rodgers, Tom 1958-59-60
Rodriguez, Chris 2019-20-21-22
Roe, Don 1980-81-82
Rogers, Harry 1949-50
Rogers, Justin 2020-21-22
Roller, David 1968-69-70
Rollins, Jason 2001-02-03-04
Rork, Ernest 1915
Rose, A.J. 2017-18-19-20



Rose, Conrad 1928-29-30
 Rosenthal, Dare 2021
 Ross, John 1925-26
 Ross, Kayaune 2017
 Rotella, Sam 1985-86
 Roth, Abe 1912-13-14
 Rotunno, Tony 1944
 Routt, G.C. 1907-08-09
 Rubin, Don 1992
 Rucks, Frank 1968-69
 Rudd, O.T. 1951
 Rudolph, Clyde 1991-92-93-94
 Rueff, Gerald, Mgr. 1968
 Ruffolo, Matt 2019-20-21-22
 Rumph, Donte 2010-11-12-13
 Rupert, Joe 1932-33-34
 Rush, Leonard 1966,68
 Rushing, Dick 1952-53-54
 Rusk, Reggie 1994-95
 Russell, Donald 2009-10
 Russell, James R. 1921-22-23
 Ruth, Clint 2000, 2002-03-04
 Ryan, Andy 1979-80
Rybka, Tre'Vonn 2021-22

S

Sabatino, Don 1983-84
 Sadler, Frank, Mgr. 1946-47
 Sagaille, Claude 2001-02-03-04
 Salfullah, Muhammad 2013
 Salsbery, Harold, Mgr. 1970
 Samuel, Marc 1997, 99
 Samuels, Terry 1990-91-92-93
 Sanders, Brandon 2000
 Sanders, Curtis 1921-22-23-24
 Sanders, Curtis Jr., Mgr. 1945
 Sanders, Raymond
 2010-11-12-13
 Sanford, Kio 1994-95-96-97
 Sargent, Tyler 2010
 Sauer, Curtis 1923-24
 Sauerbry, Bruce 1970-71
 Saunders, Francis 1944
 Saunders, Hugh 1903
Saunders, Kahili 2022
 Saylor, Jamie 2003
 Saylor, Unis, Mgr. 1948-49
 Scaldaferrri, Stephen 2000
 Schaffnit, Bill 1948-49-50
 Schellenberger, Mike
 1993-94-95-96
 Schenk, Jim 1952-53
 Schiffer, Charles 1941
 Schilling, F.A. 1912
 Schlarman, John 1994-95-96-97
 Schlegel, Drew 2018-19
 Schlegel, Mike 1992-93-94-95
 Schlegle, George 1941
 Schneider, Matt 1998-99
 Schnellenberger, Howard
 1952-53-54-55
 Schoenbaechler, Steve 1972
 Schollett, Frank 1957-58-59
 Scholtz, Herman
 1898, 1900-01-02
 Schornick, John 1965
 Schrader, C.C. 1912-13-14-15
 Schrecker, Dennis 1961
 Schrecker, Ray 1959
 Schroeder, Scott 1979-80, 82-83
 Schu, Wilbur 1944
 Schuler, Joe 2004-05-06
 Schulte, Ray 1925-26
 Schwindel, Michael 2006-07-08
 Scott, Bill 1960

Scott, Brian 1992
 Scott, Brian 2006
 Scott, Chad 2000
 Scott, Eric 2004-05-06-07
 Scott, George 1893
 Scott, Hershel 1912-13-14
 Scott, John 1893
 Scott, Phil 1938-39-40
 Scott, Steve 1969
 Scott, Wellington 1899-1900-01
 Scott, William Paul 1926
 Scruggs, Bernie 1969-70-71
 Seale, Frank 1930-31-32
 Searcy, Tom 1972
 See, Dale 1990-91
 Seiber, Lones 2006-07-08-09
 Seiple, Pat 1964-65-66
 Seitz, Nick 2000-01-02-03
 Sellers, Mark 1987-88
 Semary, Vince 1962-63
 Sengel, George 1942, 46-47
 Serini, Wash 1944-45-46-47
 Server, Jim 1915, 19-20-21
 Servino, Chuck 1977
 Settle, Ed 1964
 Settles, Barry, Mgr. 1972
 Settles, Pat, Mgr. 1970
 Severs, Roscoe 1897-98
 Sexton, Doug 1972
 Sexton, Gary 1984-85
 Sexton, Tyler 2006-07-08
 Shadowen, Todd 1980-81-82
 Shadowen, Leon 1978-79
 Shahid, Cary 1967-68-69
 Shahid, Salim 1990-91-93
 Shanklin, Arthur 1917-18-19-20
 Shanklin, Eugene 1933
 Shanklin, George 1907-08-09-10
 Shanklin, Kendrick
 1998-99-2000
 Shannon, Hugh 1944-45
 Shannon, John 1984-85-86-87
 Shatto, Dick 1953
 Shaw, Fred, Mgr. 1920
 Shaw, Glenn 1957-58-59
 Shehan, Bill 1988
 Shehan, Bob 1992
 Shelby, Joe 1908-09
 Sheldon, F.M. 1905
 Shelton, John 1924
 Shelton, Keith 2002-03-04
 Shepherd, Joe 1937-38-39
 Sherman, Bob 1937
 Sherman, Adrian
 1990-91-92-93
 Shields, Ronnie 2011-12-13-14
 Shively, Doug 1956-57-58
 Short, J. Cleves 1894-95
 Shuford, Brad 1990
 Shumate, Casey 2004
 Shurtleff, Bob 1983-84
 Shutt, Mike 1978-79
 Siddens, Tyler 1995-96-97
 Sigano, Mike 1974-75-76-77
 Simmons, Eddie 1983
 Simmons, Eric 2012-13
 Simmons, Patrick 2011
 Simms, Ernest 1999-2000-01-02
 Simms, Jaysuma 1993-94-95-96
 Simon, A.J. 1997-98-99
 Simpson, Clay 1915-16
 Simpson, Elmore 1935-36-37
 Simpson, James 1991-92
 Simpson, Miles 2011-12-13-14
 Simpson, Sam 2011

Simpson, Tommy 1960-61-62
 Singleton, Ed 1973-74-75
 Sinor, Don 1958-59-60
 Sivinski, Brian 1993-94-95
 Sixbery, Kip 1999-2000
 Skaggs, Wendell 1935-36-37
 Skinner, George 1930-31-32
 Skur, Rollie 1976
 Slade, D.D. 1897
 Slates, Steve 1975-76
 Slaton, Paul, Mgr. 1936
 Slaydon, Travis 2005-06
 Sloan, Paul 1957
 Slusher, Brett 2018-19-20
 Smith, Alfonso 2006-07-08-09
 Smith, André 1996
 Smith, Andy 1999
 Smith, Bo 1988
 Smith, Bo 2002-03, 05
 Smith, Brad 1990-91
 Smith, Calvin 1951
 Smith, Chuck 1978-79-80
 Smith, Dee 1986-87
 Smith, Derek 1999-2000
 Smith, D.P. 1892
 Smith, Ed 1963
 Smith, Frank 1924-25-26
 Smith, George 1914
 Smith, Giles 1964, Mgr. 1965
 Smith, Grayson
 1997-98-99-2000
 Smith, Jeff 1981-82-83-84
 Smith, Jim 1970, Mgr. 1972
 Smith, Joe David 1964-65
 Smith, Keldron 2012
 Smith, Lamont 1994-95-96-97
 Smith, Larry 1983-84-85-86
 Smith, Leon 1993-94-95
 Smith, Matt 2009-10-11-12
 Smith, Maxwell 2011-12-13
 Smith, Nigel 2001
 Smith, Omar 1996, 99-2000
 Smith, Reggie 1989-90-91-92
 Smith, Sawyer 2019-20
 Smith, Sean 1991
 Smith, Shawn 1995-96
 Smith, Sidney 1898
 Smith, S.J. 1898
 Smith, Taiedo 2008-09-10-11
 Smith, Tim 1988
 Smith, Za'Darius 2013-14
 Smoke, Kavospey 2019-20-21-22
 Smolder, Ed 1974-75-76
 Smotherman, Frank 1947
 Smyth, Gerald 1979-80-81-82
 Snardon, David 1992-93-94-95
 Snedegar, Jeff 1996-97-98-99
 Sneed, Ronnie 2008-09-10-11
 Snell, Benny 2016-17-18
 Spanish, Dan 1964-65-66
 Spanton, W.A. 1901-02
 Spears, Howell 1911
 Spears, Larry 1938-39-40
 Speedy, Jeff 1993-94-95
 Spencer, B.W. 1902-03
 Spencer, Chad 1996
 Spencer, Howell 1901-02
 Speyer, H.A. 1906
 Spicer, Bill 1958
 Spicer, Carey 1928-29-30
 Spickard, Tom 1938-39
 Sponheimer, Paul 1971, 73-74
 Sprolows, Justin 2002-03-04-05
 Square, DeAndre
 2018-19-20-21-22

St. John, C.P. 1903
 Stacey, Jim 1899
 Stallings, Bunchy 2016-17-18
 Stamps, A.J. 2014-15
 Stanko, Ed 1964-65
 Steckler, Dick, Mgr. 1959
 Steele, Ron 1973
 Steely, Sherman 1893
 Stein, Matt 1983-84
 Stenberg, Logan 2016-17-18-19
 Stephan, Joe 1969-70-71
 Stephens, David 1975-77-78
 Stephens, Elmore 1971, 73-74
 Stephenson, E.A. 1923
 Steuber, Jacob 2002-03
 Stevenson, Anthony 2001-02
 Steward, Gary 1960-61-62
 Stewart, Anwar 1996-97, 99
 Stewart, Rod 1975-76-77-78
 Still, Art 1974-75-76-77
 Stinson, Robert 1991-92-93-94
 Stoll, Richard C. 1893-94
 Stone, Earl 1906
 Stone, Neville 1906-07
 Stouffer, R.T. 1907
 Stout, B.E.W., Mgr. 1908
 Strange, Leo 1952-53-54-55
 Straus, Charles L. 1897-98
 Streck, Jeremy 1996-97-98
 Strein, Rick 1979, 81
 Strickland, Michael 2006
 Strong, Max 2015
 Strother, Jack, Mgr. 1932
 Stuart, Joe 1954
 Stubbs, Scott 1985, 87
 Stubbs, Stuart 1985
 Sturgeon, Charles 1958-59-60
 Sucurovic, Sevin 2002, 04
 Sullivan, Roger 1991-92-93-94
 Sullivan, Roger 1999
 Summers, George 1927
 Sumner, G. 1906
 Sumrall, Jon 2002-03-04
 Supe, Kurt 1993-94-95-96
 Suta, John 1944
 Swanson, Billy 1989-90
 Swart, Jim 1964-65-66
 Sweat, DeMarcus 2012
 Swindle, Earl 1970-71-72
 Swindle, Jordan 2012-15
 Sword, Harvey 1971-72-73
 Sydnor, Ed 1937

T

Talamini, Bob 1957-58-59
 Tammie, Jacob 2004-05-06-07
 Tanner, Jeff 1993-94-95-96
 Tatterson, John 1972-73-74
 Tatum, Derrick 1999-2000-01-02
 Taylor, Calvin 2017-18-19
 Taylor, Harry 1941-42
 Taylor, N.S. 1908
 Taylor, Jim, Mgr. 1941
 Terrill, Flanery 1928
 Tesar, Jay, 1985, 87-88
 Thiesing, Bill 1909
 Thomas, Antonio 2010
 Thomas, Ben 1972-73-74
 Thomas, Clevon 2017, 2019
 Thomas, Derrick 1989-90-91
 Thomas, Hobart 1944
 Thomas, Jason 1995
 Thomas, Jon 2011
 Thomas, Kadeem (Pancho) 2012
 Thomas, Mike 1989-90

Thomas, Ron 1978
 Thomas, Smith 1903
 Thompson, J.J. 1902
 Thompson, Dan 1993
 Thompson, David 1982-83-84
 Thompson, Jim 1913-14-15
 Thompson, Joe 1928-29
 Thompson, John A. 1892
 Thompson, Mark 1961
 Thompson, Phil 1967-68-69
 Thompson, W.D. 1919-20
 Thornton, Anthony 2002-03-04
 Thornton, David 1920
 Threlkeld, Polk 1909-10
 Throckmorton, Russ 2003-04
Thrower, Martez 2021-22
 Thurmond, Brandon 2009
 Tichenor, Bill 1933
 Tiller, Fred 1920-15
 Timmons, Ryan 2013-14-15-16
 Tingle, Steve 1969
 Tisdale, Travis 2020
 Tisdale, Vito 2020-21
 Todd, Jason 1992
 Todd, Talbott 1963-64-65
 Tolbert, Chris 1987-88-89-90
 Tolston, Bill 1975, 77-78
 Tom, Adam 2004
 Toth, Jon 2013-14-15-16
 Toth, Louis 1928-29-30
 Towles, Patrick 2012, 14-15
 Townes, Fay, Mgr. 1915
 Tracy, Bill 1937
 Tracy, Len 1923-24-25
 Trego, Steve 1987
 Tribble, Cliff 1956-57-58
 Triplett, Pete 1942
 Trosper, Dave 1975-76-77
 Trevathan, Danny
 2008-09-10-11
 Trimble, Dale 2011
 Truman, Lee 1947-48-49
 Tucci, Rich 1963-64-65
 Tucker, James 1992-93-94-95
 Tunstall, Jesse 1942, 45-46
 Turrituri, Fatu 2005-06
 Turner, Herschel 1961-62-63
 Turner, J.M. 1905
 Turner, James D. 1894-95-96, 98
 Tuttle, William 1911-12-13
 Tydlacka, Ryan 2008-09-10-11
 Tyler, Dakotah 2010, 12-13

U

Ukwu, Collins 2009-10-11-12
 Ulinski, Dave 2009
 Ulinski, Harry 1946-47-48-49
 Upshaw, Keaton 2019-20, 2022
 Urbaniak, Cecil 1929-30-31
 Urbaniak, Jim 1955-56-57

V

Valentine, Carrington 2020-21-22
 Vance, Wendell 1949-50
 VanMeter, Ben, Mgr. 1893-94
 VanMeter, Dave 1969-70-71
 VanMeter, Doug 1965-66-67
 VanMeter, Emanuel 1924, 26-27
 Van Note, Jeff 1966-67-68
 VanSickel, Nate 2002-03
 Vanzant, Russell, Mgr. 1923
 Vaughn, Charles 1959
 Velotta, Mike 1984-85-86
 Venable, Pete 1979, 81

Verdonk, Bill 1994
 Vires, Pete 1937-38
 Vogt, John 1899-1900-01-02
 Vorderbruggen, John 1984

W

Waddle, Beverly 1926
Wade, Keaten 2022
 Wadlington, Jim 1935, 37
 Wagner, Ahmad 1918-19
 Wagner, Harry 1932
 Wagner, Sheldon, 1933-34
 Wajda, Anthony
 1998-99-2000-01
 Walker, Bobby 1954-55-56
 Walker, Charles 2014-15-16-17
 Walker, Charlie Bill 1941-42, 46
 Walker, Craig 1990-91-92
Walker, Deone 2022
 Walker, H.L. 1907
 Walker, Harry 1932-33-34
 Walker, Marcus 2016-17
 Walker, W.G. 1917, 19
 Wallace, D.J. 1983-84
Wallace, Trevin 2021-22
 Walter, Kit 1987
 Walters, Stephan 1996-97-98
 Walters, Tom 1927-28-29
 Walz, Roger 1965-66
 Wannamaker, Bill 1948-49-50
 Ward, A.F. 1896
 Ward, Chris 1993-94-95-96
 Ward, Littleton 1994-95-96-97
 Ward, Paul 1896
 Ward, Sterling 1989-90-91-92
 Ware, Denizil 2015-16-17
 Warford, Larry 2009-10-11-12
 Warford, Paul 2006-07, 09
 Warren, Darrell (D.J.)
 2011-12-13-14
 Warring, Leo 1968, Mgr. 1969
 Wathen, C. 1921
 Watkins, George C. 1910-11
 Watkins, Naasir 2018-19-20
 Watson, Alan 1979-80-81-82
 Watson, Anthony 1996-97
 Watson, Cova, Mgr. 1921
 Watson, Jamar 2017-18-19-20
 Watts, Jason 1995-96-97
Weaver, J.J. 2020-21-22
 Weaver, Rufus 1893
 Webb, Clayton 1948-49-50
 Webb, Dick 1907, 09-10
 Webster, Mike 1997-98
 Weihe, Jeff 1991
 Weinman, Al, Mgr. 1950-51
 Welch, John T. 1892
 Weld, David 1967
 Wells, Dean 1989-90-91-92
 Wells, Emerson 1992
 Wells, Patrick 2000
 Wert, Charles 1925-26-27
 Wesley, Lee 1996-97-98-99
 West, Darius 2015-16-17-18
 West, Zach 2012-15
 Wester, Filmore 1996
 Westry, Chris 2015-16-17-18
 Wetta, Jim 1988
 Whalen Jr., James 1997-98-99
 Whayne, E.C. 1897-98
 Wheary, Tom 1984-85
 Wheeler, Bill 1953-54-55
 Wheeler, Mark 1983-84-85-86
 White, Anthony 1997-98-99
 White, Durrell 2003-04-05-06

White, Jamal 1998-99-2000-01
 White, Jermaine
 1997-98, 2000-01
 White, Oliver 1982-83-84
 Whitlow, Jalen 2012-13
 Whittinghill, H.R., Mgr. 1902
 Wiggins, Patrick 1999-2000-01
 Whittinghill, R.T. 1900
 Wilburn, Bill 1942
 Wilburn, Butch 1984-85-86-87
 Wilder, Newell 1931
 Wiley, Ed 1920
 Wilhelm, Jim 1917, 20
 Willard, Miles 1951, 53
 Wilkins, Tom 1984-85-86
 Wilks, Dean 1987-88-89-90
 Willey, Rob 2002
 Williams, Billy 1977-78
 Williams, Brian 1982-83-84-85
 Williams, Charles, Mgr. 1940
 Williams, CoShik 2009-10-11-12
 Williams, Delon 1911
 Williams, Doug 1981
 Williams, Doug 1990-91-92-93
 Williams, Dustin 2002-03
 Williams, Fred 1974-75, 77-78
 Williams, Garry 2005-06-07-08
 Williams, Howard 1928-29-30
 Williams, James, Mgr. 1929
 Williams, Jarrell 2005
 Williams, Joel 2020-21
 Williams, John 1898
 Williams, Johnny 2005-06-07-08
 Williams, Ken 1953
 Williams, Michael 2007-08
 Williams, Mike 2001-02-03-04
 Williams, Moe 1993-94-95
 Williams, Roger 2004-05-06-07
 Williams, Stanley (Boom)
 2014-15-16
 Williams, Steve 1979-80-81-82
 Williams, T.V. 2014
 Williams, Trai 2003-04-05-06
 Williamson, Avery
 2010-11-12-13
 Willim, John 1898
 Willis, Gary 1990-91
 Willis, Ken 1987-88-89
 Willis, Nate 2013-14
 Willis, Steve 1980
 Willis, Tewayne 2003
 Willoughby, Emmett 1938-39-40
 Wills, W.C. 1902
 Wilson, Cullen 1957-58-59
 Wilson, Dick 1898, Mgr. 1901
 Wilson, Earl 1977-78, 80
 Wilson, Felix 1977-78-79
 Wilson, Greg 2008-09-10
 Wilson, James M. 1906-07
 Wilson, Kiyo 1993-94-95-96
 Wilson, Marc 1996-97
 Wilson, Murray 1906
 Wilson, Quintin 2019-20-21-22
 Wilson, Ridge 2009-10-11
 Wilson, S.E. 1896
 Wilson, Terry 2018-19-20
 Wilson, W.B. 1910
 Wilson, Warren 2001, 03-04
 Wimberly, Greg 1980
 Windsor, Bob 1965-66
 Winkler, Bob 1974-75-76, 78
 Withrow, Calvin 1964-65-66
 Witthuhn, Jeff 2014
 Wixson, Bob Jr. 1969-70-71
 Wodtke, Bob 1948

Wolf, Louis 1966-67-68
 Wolfe, Mason 2017-18-19
 Wolfe, Rod 1969
 Wood, Clark 1940-41-42
 Wood, DeMarcus 2002, 04
 Wood, Hugh 1900, 02-03-04
 Wood, Kenny 1967
 Woodcock, Jeff 1971-72-73
 Wooddell, Harold 1949-50
 Woodford, Michael
 1993-94-95-96
 Woods, Greg 1973-74-75-76
 Woods, John 1893-94-95
 Woods, Tony 1995-96-97
 Woods, Trevino 2010-11-12
 Woodson, Andre'
 2004-05-06-07
 Woodson, Harry 1911-12-13
 Woodyard, Wesley
 2004-05-06-07
 Woolum, Jerry 1960-61-62
 Worley, Joe 1984-85-86-87
 Wright, Eric 1993-94
 Wright, Floyd 1914
 Wright, Jordan 2018-19-20-21-22
Wright, La'Vell 2022
 Wright, Luke 2017
 Wright, Ralph 1929-30-31
 Wright, Rich 1957-58-59
 Wunder, Alex 1997
 Wurtele, Ed C. 1902
 Wyndham, Taylor
 2009-10-11-12
 Wyatt, Randy 1993-94

Y

Yarano, Don 1983-84-85-86
 Yarusis, Leo 1942, 46-47
 Yates, George 1929-30-31
 Yeast, Craig 1995-96-97-98
 Yeomans, Tristan 2016-17-18
 Yost, Roger 1944-45
 Young, John 2021-22
 Young, Lee 1980
 Young, Landon 2016-17, 19-20
 Young, Walter, Mgr. 1960
 Yowarsky, Walt 1948-49-50

Z

Zampino, Al 1951, 53, 56
 Zaranak, Ben 1947-48-49-50
 Zerfoss, George 1919
 Zerfoss, Karl 1913-14-15
 Zerfoss, Tom 1913
 Zigmant, Tony 1987-88-89
 Zinn, Tommy 1941
 Zoeller, Dave 1938-39-40
 Zurcher, Jeff 1996-97-98



ALL-TIME RESULTS

1881 – Won 1, Lost 2

7.2	Kentucky U.	1	Lexington	Nov 12
1	Kentucky U.	2	Lexington	Nov 19
2.2	Kentucky U.	3.7	Lexington	Dec 3
10.4		6.7		

1891 – Won 1, Lost 1

8	Georgetown	2	Lexington	Apr 10
#-	Kentucky U.	-	Lexington	Dec 12
0	Centre College	10	Lexington	Dec 19
8		12		

COACH: S.M. Pottinger, J.P. Selby
CAPT: John Bryan

Game called because of injury to KU player

1892 – Won 2, Lost 4, Tied 1

0	Kentucky U.	0	Lexington	Oct 29
6	Central U.	8	Richmond	Nov 5
6	Central U.	8	Lexington	Nov 12
14	Louisville A.C.	10	Louisville	Nov 19
0	V.M.I.	34	Lexington, Va.	Nov 26
6	Central U.	10	Lexington	Dec 3
10	Kentucky U.	4	Lexington	Dec 10
40		74		

COACH: Prof. A.M. Miller, John A. Thompson
CAPT: Ed Hodge

1893 – Won 5, Lost 2, Tied 1

80	Georgetown	0	Lexington	Oct 14
56	Tennessee	0	Knoxville	Oct 21
4	Centre College	6	Danville	Oct 28
#28	Kentucky U.	0	Lexington	Nov 4
36	Central U.	48	Lexington	Nov 11
14	Cincinnati YMCA	4	Cincinnati	Nov 18
38	Kentucky U.	28	Lexington	Nov 25
24	Indiana	24	Lexington	Nov 30
280		110		

COACH: John A. Thompson
CAPT: Ulysses Garred

Regarded as an exhibition game. It was arranged after rain caused cancellation of scheduled games between KSC and Cincinnati YMCA and KU and Central.

1894 – Won 5, Lost 2

4	Cincinnati U.	32	Cincinnati	Sept 22
40	Georgetown	6	Lexington	Oct 6
28	Miami (Ohio)	6	Lexington	Oct 13
64	Jeffersonville A.C.	0	Lexington	Oct 20
44	Kentucky U.	0	Lexington	Nov 10
0	Centre College	67	Lexington	Nov 17
38	Central U.	10	Lexington	Nov 29
218		121		

COACH: W.P. Finney
CAPT: George Carey

(Kentucky Intercollegiate League Champions)

1895 – Won 4, Lost 5

10	Frankfort A.C.	0	Frankfort	Oct 5
0	Purdue	32	Lafayette	Oct 12
0	DePauw	18	Greencastle	Oct 14
6	Centre College	0	Danville	Oct 19
0	Georgetown	10	Georgetown	Oct 26
26	Kentucky U.	0	Lexington	Nov 3
6	Ohio State	8	Lexington	Nov 15
16	Louisville A.C.	10	Lexington	Nov 23
0	Centre College	16	Lexington	Nov 28
64		94		

COACH: Charles Mason
CAPT: Smith Alford

1896 – Won 3, Lost 6

0	Lexington A.C.	10	Lexington	Oct 3
0	Vanderbilt	6	Nashville	Oct 10
4	Catlettsburg A.C.	6	Catlettsburg	Oct 17
36	Kentucky U.	6	Lexington	Oct 24
0	Centre College	32	Danville	Oct 31
62	Central U.	0	Lexington	Nov 7
0	Centre College	44	Lexington	Nov 14
16	Georgetown	0	Georgetown	Nov 21
4	Louisville A.C.	30	Louisville	Nov 27
122		134		

COACH: Dudley Short
CAPT: Walter Duncan

1897 – Won 2, Lost 4

8	Kentucky U.	6	Lexington	Oct 2
0	Ky Wesleyan	4	Winchester	Oct 11
20	Georgetown	4	Lexington	Oct 23
0	Vanderbilt	50	Nashville	Oct 30
0	Central U.	18	Lexington	Nov 6
0	Centre College	36	Lexington	Nov 25
28		118		

COACH: Lyman B. Eaton
CAPT: Roscoe Severs

1898 – Won 7, Lost 0

18	Kentucky U.	0	Lexington	Oct 1
28	Georgetown	0	Georgetown	Oct 8
59	Co.H.of 8th Mass.	0	Lexington	Oct 15
16	Louisville A.C.	0	Louisville	Oct 29
6	Centre College	0	Lexington	Nov 5
17	160th Indiana	0	Lexington	Nov 12
36	Newcastle A.C.	0	Lexington	Nov 19
180		0		

COACH: W.R. Bass
CAPT: Roscoe Severs

1899 – Won 5, Lost 2, Tied 2

23	Kentucky U.	6	Lexington	Oct 7
18	Miami (Ohio)	5	Lexington	Oct 18
11	Centre College	11	Danville	Oct 21
0	Tennessee	12	Knoxville	Nov 4
0	Central U.	5	Lexington	Nov 11
34	Georgetown	0	Lexington	Nov 18
0	Washington & Lee	0	Lexington	Nov 21
6	Washington & Lee	0	Lexington	Nov 22
6	Alumni	5	Lexington	Nov 30
98		44		

COACH: W.R. Bass
CAPT: A.S. Reese

1900 – Won 4, Lost 6

6	Cincinnati	20	Cincinnati	Sept 29
12	Louisville YMCA	6	Lexington	Oct 6
0	Centre College	5	Danville	Oct 13
0	All-Kentucky	5	Lexington	Oct 20
#0	Central U.	6	Lexington	Oct 27
12	Louisville YMCA	0	Louisville	Nov 3
5	Avondale	11	Lexington	Nov 10
12	Georgetown	0	Lexington	Nov 17
0	Central U.	11	Richmond	Nov 24
12	Kentucky U.	0	Lexington	Nov 29
59		64		

COACH: W.H. Kiler
CAPT: Wellington Scott

Forfeit

1901 – Won 2, Lost 6, Tied 1

0	Vanderbilt	22	Nashville	Oct 5
0	Cincinnati	0	Lexington	Oct 12
#17	Georgetown	0	Georgetown	Oct 19
0	Kentucky U.	27	Lexington	Oct 26
6	Avondale A.C.	17	Cincinnati	Nov 2
0	Louisville YMCA	11	Louisville	Nov 9
*0	Central U.	5	Lexington	Nov 16
0	Tennessee	5	Knoxville	Nov 23
16	Cincinnati	0	Lexington	Nov 28
39		87		

COACH: W.H. Kiler
CAPT: L.W. Martin

Between second teams

* 1st year after consolidation of Central and Centre

1902 – Won 3, Lost 5, Tied 1

22	Q and C RR	0	Lexington	Sept 27
11	Miami (Ohio)	5	Lexington	Oct 4
28	Georgetown	0	Lexington	Oct 18
0	Nashville U.	11	Nashville	Oct 25
0	Mooney School	23	Murfreesboro	Oct 27
0	Central U.	15	Danville	Nov 1
0	Louisville YMCA	17	Louisville	Nov 8
6	Cincinnati	6	Lexington	Nov 15
5	Kentucky U.	6	Lexington	Nov 27
72		83		

COACH: E.N. McLeod
CAPT: John H.L. Vogt

1903 – Won 7, Lost 1

39	Cynthiana	0	Lexington	Sept 25
21	Xavier	0	Lexington	Oct 3
17	Berea College	0	Lexington	Oct 10
18	K.M.I.	0	Lexington	Oct 17
47	Miami (Ohio)	0	Lexington	Oct 24
51	Georgetown	0	Lexington	Nov 2
11	Marietta	5	Lexington	Nov 7
0	Kentucky U.	17	Lexington	Nov 26
204		22		

COACH: C.A. Wright
CAPT: David Maddox

1904 – Won 9, Lost 1

28	Paris A.C.	0	Lexington	Sept 30
12	Indiana	0	Bloomington	Oct 8
40	Central U.	0	Danville	Oct 12
42	Berea College	0	Lexington	Oct 15
6	Bethany (W.Va.)	0	Lexington	Oct 18
0	Cincinnati	11	Cincinnati	Oct 22
11	K.M.I.	0	Lexington	Nov 5
35	Georgetown	0	Georgetown	Nov 12
81	Central U.	0	Lexington	Nov 19
21	Kentucky U.	4	Lexington	Nov 24
276		15		

COACH: F.E. Schacht
CAPT: J. White Guyn

1905 – Won 6, Lost 3, tied 1

52	Cynthiana(Indep)	0	Lexington	Sept 27
23	Catlettsburg A.C.	0	Lexington	Sept 30
0	Indiana	29	Bloomington	Oct 7
12	K.M.I.	4	Lexington	Oct 14
46	Berea College	0	Lexington	Oct 28
53	Marshall College	0	Huntington	Nov 2
0	W. Virginia	45	Morgantown	Nov 4
#12	Cumberland	0	Lexington	Nov 11
*0	St. Louis	82	St. Louis	Nov 18
11	Central U.	11	Lexington	Nov 25
209		171		

COACH: F.E. Schacht
CAPT: Bill Kemper

Forfeit * UK coach and 1st team stayed home

1906 – Won 4, Lost 3

0	Vanderbilt	28	Nashville	Oct 6
48	Eminence A.C.	0	Lexington	Oct 13
16	K.M.I.	11	Lexington	Oct 27
0	Marietta	16	Lexington	Nov 2
21	Tennessee	0	Lexington	Nov 10
19	Georgetown	0	Georgetown	Nov 24
6	Centre College	12	Lexington	Nov 29
110		67		

COACH: J. White Guyn
CAPT: Frank Paulin

1907 – Won 9, Lost 1, Tied 1

17	Ky. Wesleyan	0	Winchester	Sept 21
#6	Winchester A.C.	0	Lexington	Sept 28
30	Lou. Manual Tr.	0	Lexington	Sept 28
0	Vanderbilt	40	Nashville	Oct 5
29	Morris-Harvey	0	Lexington	Oct 12
40	Hanover	0	Lexington	Oct 21
0	Tennessee	0	Knoxville	Nov 9
5	Maryville	2	Maryville	Nov 11
38	Georgetown	0	Lexington	Nov 1
11	Centre College	0	Lexington	Nov 28
5	Kentucky U.	0	Lexington	Dec 5
181		42		

COACH: J. White Guyn
CAPT: George Adair

Forfeit

1908 – Won 4, Lost 3

17	Berea College	0	Lexington	Oct 10
0	Tennessee	7	Knoxville	Oct 17
18	Maryville	0	Maryville	Oct 19
0	Sewanee	12	Lexington	Oct 31
0	Michigan	62	Ann Arbor	Nov 7
12	Rose Polytechnic	0	Lexington	Nov 14
40	Centre College	0	Lexington	Nov 26
87		81		

COACH: J. White Guyn
CAPT: George Hendrickson

1909 – Won 9, Lost 1

18	Ky. Wesleyan	0	Lexington	Sept 25
28	Berea College	0	Lexington	Oct 2
6	Illinois	2	Urbana	Oct 9
17	Tennessee	0	Lexington	Oct 16
6	N.C. A&M	15	Raleigh	Oct 22
43	Rose Polytechnic	0	Lexington	Oct 28
22	Georgetown	6	Georgetown	Nov 3
29	St. Mary's Col.	0	Lexington	Nov 6
77	Pennsylvania	0	Lexington	Nov 13
15	Centre College	6	Lexington	Nov 25
261		29		

COACH: E.R. Sweetland
CAPT: Dick Barbee

1910 – Won 7, Lost 2

12	Ohio U.	0	Lexington	Sept 24
12	Maryville Col.	5	Lexington	Oct 1
11	North Carolina	0	Lexington	Oct 8
42	Ky. Wesleyan	0	Winchester	Oct 15
37	Georgetown	0	Lexington	Oct 22
10	Tulane	3	Lexington	Oct 29
10	Tennessee	0	Knoxville	Nov 5
0	St. Louis	9	St. Louis	Nov 12
6	Centre College	12	Lexington	Nov 24
140		29		

COACH: E.R. Sweetland
CAPT: Dick Webb

**1911 – Won 7, Lost 3**

13	Maryville	0	Lexington	Sept 30
12	Morris-Harvey	0	Lexington	Oct 7
12	Miami (Ohio)	0	Oxford	Oct 14
17	Lex. High School	0	Lexington	Oct 21
0	Cincinnati	6	Lexington	Oct 28
18	Georgetown	0	Georgetown	Nov 4
0	Vanderbilt	18	Nashville	Nov 11
5	Transylvania	12	Lexington	Nov 18
8	Centre College	5	Lexington	Nov 23
12	Tennessee	0	Lexington	Nov 30
97		41		

COACH: P.P. Douglass
CAPT: Tom Earle

1912 – Won 7, Lost 2

34	Maryville Col.	0	Lexington	Sept 28
13	Marshall	6	Lexington	Oct 5
8	Miami (Ohio)	13	Lexington	Oct 12
19	Cincinnati	13	Cincinnati	Oct 19
41	Louisville	0	Lexington	Oct 26
2	V.M.I.	3	Lexington	Nov 2
64	Hanover	0	Lexington	Nov 9
13	Tennessee	6	Knoxville	Nov 16
56	YMI of Cincy	0	Cincinnati	Nov 28
250		41		

COACH: E.R. Sweetland
CAPT: W.C. Harrison

1913 – Won 6, Lost 2

21	Butler	7	Lexington	Sept 27
0	Illinois	21	Urbana	Oct 4
21	Ohio Northern	0	Lexington	Oct 18
27	Cincinnati	7	Lexington	Oct 25
28	Earlham	10	Lexington	Nov 1
33	Wilmington	0	Lexington	Nov 8
20	Louisville	0	Louisville	Nov 22
7	Tennessee	13	Lexington	Nov 27
157		58		

COACH: Alpha Brumage
CAPT: Herschel Scott

1914 – Won 5, Lost 3

87	Wilmington	0	Lexington	Sept 26
80	Maryville	0	Lexington	Oct 3
19	Mississippi A&M	13	Lexington	Oct 17
81	Earlham	3	Lexington	Oct 24
7	Cincinnati	14	Cincinnati	Oct 31
6	Purdue	40	Lafayette	Nov 7
42	Louisville	0	Lexington	Nov 14
6	Tennessee	23	Knoxville	Nov 26
328		93		

COACH: Alpha Brumage
CAPT: Jim Park

1915 – Won 6, Lost 1, Tied 1

33	Butler	0	Lexington	Oct 2
54	Earlham	13	Lexington	Oct 9
0	Mississippi A&M	12	Starkville	Oct 16
7	Sewanee	7	Lexington	Oct 23
27	Cincinnati	6	Lexington	Oct 30
15	Louisville	0	Louisville	Nov 6
7	Purdue	0	Lexington	Nov 13
6	Tennessee	0	Lexington	Nov 25
149		38		

COACH: J.J. Tigert
CAPT: Charles Schrader

1916 – Won 4, Lost 1, Tied 2

39	Butler	3	Lexington	Sept 30
68	Centre College	0	Lexington	Oct 7
0	Vanderbilt	45	Lexington	Oct 14
0	Sewanee	0	Lexington	Oct 21
32	Cincinnati	0	Cincinnati	Oct 28
13	Mississippi A&M	3	Lexington	Nov 13
0	Tennessee	0	Knoxville	Nov 30
152		51		

COACH: J.J. Tigert
CAPT: Maury Crutcher

1917 – Won 3, Lost 5, Tied 1

33	Butler	0	Lexington	Sept 29
19	Maryville	0	Lexington	Oct 6
0	Miami (Ohio)	0	Lexington	Oct 13
0	Vanderbilt	5	Lexington	Oct 20
0	Sewanee	7	Chattanooga	Oct 27
0	Centre College	3	Danville	Nov 3
0	Mississippi A&M	14	Starkville	Nov 10
0	Alabama	27	Lexington	Nov 17
52	Florida	0	Lexington	Nov 29
104		56		

COACH: S.A. Boles
CAPT: John Brittain

1918 – Won 2, Lost 1

24	Indiana	7	Bloomington	Oct 5
0	Vanderbilt	33	Nashville	Nov 2
21	Georgetown	3	Georgetown	Nov 9
#-	Centre College	-	Lexington	Nov 30
45		43		

COACH: Andy Gill
CAPT: John G. Heber

#(Cancelled because of flu epidemic)

1919 – Won 3, Lost 4, Tied 1

12	Georgetown	0	Lexington	Oct 4
0	Indiana	24	Lexington	Oct 11
0	Ohio State	49	Columbus	Oct 18
6	Sewanee	0	Sewanee	Oct 25
0	Vanderbilt	0	Lexington	Nov 1
0	Cincinnati	7	Cincinnati	Nov 8
0	Centre College	56	Danville	Nov 15
13	Tennessee	0	Lexington	Nov 27
31		136		

COACH: Andy Gill
CAPT: Tony Dishman

1920 – Won 3, Lost 4, Tied 1

62	S.P.U.	0	Lexington	Oct 2
31	Maryville	0	Lexington	Oct 9
0	Miami (Ohio)	14	Oxford	Oct 16
6	Sewanee	6	Lexington	Oct 23
0	Vanderbilt	20	Nashville	Oct 30
7	Cincinnati	6	Lexington	Nov 6
0	Centre College	49	Lexington	Nov 13
7	Tennessee	14	Knoxville	Nov 25
111		109		

COACH: W.J. Juneau
CAPT: Eger Murphee

1921 – Won 4, Lost 3, Tied 1

68	Ky. Wesleyan	0	Lexington	Oct 1
28	Marshall	0	Lexington	Oct 8
14	Vanderbilt	21	Lexington	Oct 15
33	Georgetown	0	Lexington	Oct 22
0	Sewanee	6	Louisville	Oct 29
0	Centre College	55	Danville	Nov 5
14	V.M.I.	7	Louisville	Nov 12
0	Tennessee	0	Lexington	Nov 24
187		89		

COACH: W.J. Juneau
CAPT: Jim Server

1922 – Won 6, Lost 3

16	Marshall	0	Lexington	Sept 30
15	Cincinnati	0	Lexington	Oct 7
73	Louisville	0	Lexington	Oct 14
40	Georgetown	6	Georgetown	Oct 21
7	Sewanee	0	Lexington	Oct 28
3	Centre College	27	Lexington	Nov 4
0	Vanderbilt	9	Nashville	Nov 11
6	Alabama	0	Lexington	Nov 18
7	Tennessee	14	Knoxville	Nov 30
167		56		

COACH: W.J. Juneau
CAPT: Birkett Pribble

1923 – Won 4, Lost 3, Tied 2

41	Marshall	0	Lexington	Sept 29
14	Cincinnati	0	Cincinnati	Oct 6
6	Wash. & Lee	6	Lexington	Oct 13
28	Maryville	0	Lexington	Oct 20
35	Georgetown	0	Lexington	Oct 27
0	Centre College	10	Danville	Nov 3
8	Alabama	16	Tuscaloosa	Nov 10
3	Georgia Tech	3	Atlanta	Nov 17
0	Tennessee	18	Lexington	Nov 29
135		53		

COACH: J.J. Winn
CAPT: Dell Ramsey

1924 – Won 4, Lost 5

29	Louisville	0	Lexington	Oct 4
42	Georgetown	0	Lexington	Oct 11
7	Wash. & Lee	10	Lexington	Oct 18
7	Sewanee	0	Lexington	Oct 25
0	Centre College	7	Lexington	Nov 1
7	Alabama	42	Tuscaloosa	Nov 8
3	V.M.I.	10	Lexington	Nov 15
27	Tennessee	6	Knoxville	Nov 27
7	W. Va. Wesleyan	24	Charleston	Dec 6
129		99		

COACH: Fred J. Murphy
CAPT: Curtis Sanders

1925 – Won 6, Lost 3

13	Maryville	6	Lexington	Sept 26
0	Chicago	9	Chicago	Oct 3
19	Clemson	6	Lexington	Oct 10
0	Wash. & Lee	25	Lexington	Oct 17
14	Sewanee	0	Lexington	Oct 24
16	Centre College	0	Danville	Oct 31
0	Alabama	31	Birmingham	Nov 4
7	V.M.I.	0	Charleston	Nov 14
23	Tennessee	20	Lexington	Nov 26
92		97		

COACH: Fred J. Murphy
CAPT: Ab Kirwan

1926 – Won 2, Lost 6, Tied 1

25	Maryville	0	Lexington	Oct 2
6	Indiana	14	Bloomington	Oct 9
13	Wash. & Lee	14	Lexington	Oct 16
18	Florida	13	Jacksonville	Oct 23
13	Va. Tech	13	Lexington	Oct 30
0	Alabama	14	Birmingham	Nov 6
9	V.M.I.	10	Charleston	Nov 13
0	Centre College	7	Lexington	Nov 20
0	Tennessee	6	Knoxville	Nov 25
84		91		

COACH: Fred J. Murphy
CAPT: Frank Smith

1927 – Won 3, Lost 6, Tied 1

6	Maryville	6	Lexington	Sept 24
0	Indiana	21	Lexington	Oct 1
13	Ky. Wesleyan	7	Lexington	Oct 8
6	Florida	27	Jacksonville	Oct 15
0	Wash. & Lee	25	Lexington	Oct 22
6	Vanderbilt	34	Nashville	Oct 29
6	Alabama	21	Birmingham	Nov 5
25	V.M.I.	0	Charleston	Nov 12
53	Centre College	0	Danville	Nov 19
0	Tennessee	20	Lexington	Nov 24
115		161		

COACH: Harry Gamage
CAPT: Charles Wirt

1928 – Won 4, Lost 3, Tied 1

61	Carson-Newman	0	Lexington	Oct 6
6	Wash. & Lee	0	Lexington	Oct 13
0	Northwestern	7	Evanston	Oct 20
8	Centre College	0	Lexington	Oct 27
7	Vanderbilt	14	Nashville	Nov 3
0	Alabama	14	Montgomery	Nov 10
18	V.M.I.	6	Lexington	Nov 17
0	Tennessee	0	Knoxville	Nov 29
100		41		

COACH: Harry Gamage
CAPT: Claire Dees

1929 – Won 6, Lost 1, Tied 1

40	Maryville*	0	Lexington	Oct 5
20	Wash. & Lee	6	Lexington	Oct 12
58	Carson-Newman	0	Lexington	Oct 19
33	Centre College	0	Danville	Oct 26
44	Clemson	6	Lexington	Nov 2
13	Alabama	24	Montgomery	Nov 9
23	V.M.I.	12	Lex. Va.	Nov 16
6	Tennessee	6	Lexington	Nov 28
237		54		

COACH: Harry Gamage
CAPT: Ed Covington

1930 – Won 5, Lost 3

37	Sewanee*	0	Lexington	Oct 4
57	Maryville	0	Lexington	Oct 11
33	Wash. & Lee	14	Lexington	Oct 18
47	Virginia	0	Lexington	Oct 25
0	Alabama	19	Lexington	Nov 1
7	Duke	14	Durham	Nov 8
26	V.M.I.	0	Lexington	Nov 15
0	Tennessee	8	Knoxville	Nov 27
207		55		

COACH: Harry Gamage
CAPT: L.G. Forquer

1931 – Won 5, Lost 2, Tied 2

19	Maryville	0	Lexington	Oct 3
45	Wash. & Lee	0	Lexington	Oct 10
6	Maryland	6	College Park	Oct 17
20	Virginia Tech	6	Lexington	Oct 24
7	Alabama	9	Tuscaloosa	Oct 31
0	Duke	7	Lexington	Nov 7
20	V.M.I.	12	Lex. Va.	Nov 14
6	Tennessee	6	Lexington	Nov 26
7	Florida	2	Jacks'ville	Dec 5
130		52		

COACH: Harry Gamage
CAPT: Ralph Wright

**1932 – Won 4, Lost 5**

23	V.M.I.	0	Lexington	Sept 24
18	Sewanee	0	Lexington	Oct 1
12	Georgia Tech	6	Atlanta	Oct 8
53	Wash. & Lee	7	Lexington	Oct 15
0	Virginia Tech	7	Blacksburg	Oct 22
7	Alabama	12	Lexington	Oct 29
0	Duke	13	Durham	Nov 5
3	Tulane	6	Lexington	Nov 12
0	Tennessee	26	Knoxville	Nov 24
116		77		

COACH: Harry Gamage
CAPT: Bud Davidson

1933 – Won 5, Lost 5

46	Maryville	2	Lexington	Sept 23
7	Sewanee	0	Lexington	Sept 30
7	Georgia Tech	6	Lexington	Oct 7
3	Cincinnati	0	Cincinnati	Oct 14
0	Wash. & Lee	7	Roanoke	Oct 21
7	Duke	14	Lexington	Oct 28
0	Alabama	20	Birmingham	Nov 4
21	V.M.I.	6	Lexington	Nov 11
0	Tulane	34	New Orleans	Nov 18
0	Tennessee	27	Lexington	Nov 30
91		116		

COACH: Harry Gamage
CAPT: Howard Kreuter

1934 – Won 5, Lost 5

26	Maryville	0	Lexington	Sept 22
0	Wash. & Lee	7	Lexington	Sept 29
27	Cincinnati	0	Cincinnati	Oct 6
7	Clemson	0	Lexington	Oct 13
0	N. Carolina	6	Chapel Hill	Oct 20
9	Auburn	0	Lexington	Oct 27
14	Alabama	34	Lexington	Nov 3
33	Southwestern	0	Memphis	Nov 10
7	Tulane	20	Lexington	Nov 17
0	Tennessee	19	Knoxville	Nov 29
123		86		

COACH: C.A. Wynne
CAPT: Joe Rupert

1935 – Won 5, Lost 4

60	Maryville	0	Lexington	Sept 21
21	Xavier (Ohio)*	7	Cincinnati	Sept 27
6	Ohio State	19	Columbus	Oct 5
25	Georgia Tech	6	Lexington	Oct 12
0	Auburn	23	Montgomery	Oct 19
0	Alabama	13	Birmingham	Nov 2
15	Florida	6	Lexington	Nov 9
13	Tulane	20	New Orleans	Nov 16
27	Tennessee	0	Lexington	Nov 28
152		88		

COACH: C.A. Wynne
CAPT: Jim Long

1936 – Won 6, Lost 4

54	Maryville	3	Lexington	Sept 19
21	Xavier (Ohio)*	0	Cincinnati	Sept 25
38	V.M.I.	0	Lexington	Oct 3
0	Georgia Tech	34	Atlanta	Oct 10
39	Wash. & Lee	7	Lex. Va.	Oct 17
7	Florida	0	Lexington	Oct 24
0	Alabama	14	Lexington	Oct 31
7	Manhattan	13	N.Y. City	Nov 7
7	Clemson	6	Lexington	Nov 14
6	Tennessee	7	Knoxville	Nov 26
179		84		

COACH: C.A. Wynne
CAPT: Stan Nevers

1937 – Won 4, Lost 6

0	Vanderbilt	12	Nashville	Sept 25
6	Xavier (Ohio)	0	Cincinnati	Oct 2
0	Georgia Tech	32	Lexington	Oct 9
41	Wash. & Lee	6	Lexington	Oct 16
19	Manhattan	0	Lexington	Oct 23
0	Alabama	41	Tuscaloosa	Oct 30
27	South Carolina	7	Lexington	Nov 6
0	Boston College	13	Boston	Nov 13
0	Tennessee	13	Lexington	Nov 25
0	Florida	6	Gainesville	Dec 4
93		130		

COACH: C.A. Wynne
CAPT: Joe Hagan

1938 – Won 2, Lost 7

46	Maryville	7	Lexington	Sept 24
66	Oglethorpe	0	Lexington	Oct 1
7	Vanderbilt	14	Lexington	Oct 8
0	Wash. & Lee	8	Lexington	Oct 15
7	Xavier (Ohio)	26	Cincinnati	Oct 22
6	Alabama	26	Lexington	Oct 29
18	Georgia Tech	19	Atlanta	Nov 5
0	Clemson	14	Lexington	Nov 12
0	Tennessee	46	Knoxville	Nov 24
150		160		

COACH: A.D. Kirwan
CAPT: John S. Hinkebein

1939 – Won 6, Lost 2, Tied 1

21	V.M.I.	0	Lexington	Sept 30
21	Vanderbilt	13	Nashville	Oct 7
59	Oglethorpe	0	Lexington	Oct 14
13	Georgia	6	Louisville	Oct 21
21	Xavier (Ohio)	0	Cincinnati	Oct 28
7	Alabama	7	Birmingham	Nov 4
6	Georgia Tech	13	Atlanta	Nov 11
13	West Virginia	6	Lexington	Nov 18
0	Tennessee	19	Lexington	Nov 30
161		64		

COACH: A.D. Kirwan
CAPT: Joe Shepherd

1940 – Won 5, Lost 3, Tied 2

59	Baldwin-Wallace	7	Lexington	Sept 21
13	Xavier (Ohio)	0	Cincinnati	Sept 27
47	Wash. & Lee	12	Lexington	Oct 5
7	Vanderbilt	7	Nashville	Oct 12
24	Geo. Washington	0	Lexington	Oct 19
7	Georgia	7	Athens	Oct 26
0	Alabama	25	Lexington	Nov 2
26	Georgia Tech	7	Louisville	Nov 9
7	West Virginia	9	Morgantown	Nov 16
0	Tennessee	33	Knoxville	Nov 23
190		107		

COACH: A.D. Kirwan
CAPT: John Eibner

1941 – Won 5, Lost 4

37	Virginia Tech	14	Louisville	Sept 27
7	Wash. & Lee	0	Lex. Va.	Oct 4
15	Vanderbilt	39	Lexington	Oct 11
21	Xavier (Ohio)	6	Cincinnati	Oct 18
18	West Virginia	6	Lexington	Oct 25
0	Alabama	30	Tuscaloosa	Nov 1
13	Georgia Tech	20	Atlanta	Nov 8
33	Southwestern	19	Lexington	Nov 15
7	Tennessee	20	Lexington	Nov 22
151		203		

COACH: A.D. Kirwan
CAPT: None

1942 – Won 3, Lost 6, Tied 1

6	Georgia	7	Louisville	Sept 19
35	Xavier (Ohio)	19	Cincinnati	Sept 25
53	Wash. & Lee	0	Lexington	Oct 3
6	Vanderbilt	7	Lexington	Oct 10
21	Virginia Tech	21	Roanoke	Oct 17
0	Alabama	14	Lexington	Oct 24
27	Geo. Washington	6	Wash. D.C.	Oct 30
7	Georgia Tech	47	Atlanta	Nov 7
0	West Virginia	7	Lexington	Nov 14
0	Tennessee	26	Knoxville	Nov 21

155 154

COACH: A.D. Kirwan
CAPT: Charles Walker

1943 – NO TEAM (War Year)

1944 – Won 3, Lost 6

27	Mississippi*	7	Lexington	Sept 23
13	Tennessee	26	Knoxville	Sept 30
0	Michigan State	2	Lexington	Oct 7
12	Georgia	13	Athens	Oct 13
26	V.M.I.	2	Lexington	Oct 20
0	Alabama	41	Montgomery	Oct 27
0	Miss. State	26	Memphis	Nov 4
40	West Virginia	9	Lexington	Nov 12
7	Tennessee	21	Lexington	Nov 25

125 147

COACH: A.D. Kirwan
CAPT: Jim Little

1945 – Won 2, Lost 8

7	Mississippi	21	Memphis	Sept 21
13	Cincinnati	7	Lexington	Sept 29
6	Michigan State	7	E. Lansing	Oct 6
6	Georgia	48	Lexington	Oct 13
6	Vanderbilt	19	Nashville	Oct 20
7	Cincinnati	16	Cincinnati	Oct 27
19	Alabama	60	Louisville	Nov 3
19	West Virginia	6	Morgantown	Nov 10
13	Marquette	19	Lexington	Nov 17
0	Tennessee	14	Lexington	Nov 24

96 217

COACH: Bernie Shively
CAPT: Roger Yost

1946 – Won 7, Lost 3

20	Mississippi*	7	Lexington	Sept 21
26	Cincinnati	7	Cincinnati	Sept 28
70	Xavier (Ohio)*	0	Lexington	Oct 5
13	Georgia	28	Athens	Oct 11
10	Vanderbilt	7	Lexington	Oct 19
7	Alabama	21	Montgomery	Oct 26
39	Michigan State	14	Lexington	Nov 2
35	Marquette	0	Milwaukee	Nov 9
13	West Virginia	0	Lexington	Nov 16
0	Tennessee	7	Knoxville	Nov 23

233 91

COACH: Paul Bryant
CAPT: Phil Cutchin

1947 – Won 8, Lost 3

7	Mississippi	14	Oxford	Sept 20
20	Cincinnati*	0	Lexington	Sept 27
20	Xavier (Ohio)*	7	Cincinnati	Oct 4
26	Georgia*	0	Lexington	Oct 11
14	Vanderbilt	0	Nashville	Oct 18
7	Michigan State	6	E. Lansing	Oct 25
0	Alabama	13	Lexington	Nov 1
15	West Virginia	6	Morgantown	Nov 8
36	Evansville	0	Lexington	Nov 15
6	Tennessee	13	Lexington	Nov 22

GREAT LAKES BOWL

24	Villanova	14	Cleveland	Dec 6
----	-----------	----	-----------	-------

175 73

COACH: Paul Bryant
CAPT: Bill Moseley

1948 – Won 5, Lost 3, Tied 2

48	Xavier (Ohio)*	7	Lexington	Sept 25
7	Mississippi*	20	Lexington	Oct 2
12	Georgia	35	Athens	Oct 9
7	Vanderbilt	26	Lexington	Oct 16
25	Marquette	0	Milwaukee	Oct 23
28	Cincinnati	7	Cincinnati	Oct 30
13	Villanova	13	Lexington	Nov 6
34	Florida	15	Lexington	Nov 13
0	Tennessee	0	Knoxville	Nov 20
25	Miami (Fla)*	5	Miami	Nov 26

199 128

COACH: Paul Bryant
CAPT: George Blanda

1949 – Won 9, Lost 3

71	Miss. Southern*	7	Lexington	Sept 17
19	LSU*	0	Baton Rouge	Sept 24
47	Mississippi	0	Oxford	Oct 1
25	Georgia*	0	Lexington	Oct 8
44	The Citadel*	0	Lexington	Oct 15
7	SMU	20	Dallas	Oct 22
14	Cincinnati	7	Lexington	Oct 29
21	Xavier (Ohio)	7	Cincinnati	Nov 5
35	Florida*	0	Tampa	Nov 12
0	Tennessee	6	Lexington	Nov 19
21	Miami (Fla)*	6	Miami	Nov 25

ORANGE BOWL

13	Santa Clara	21	Miami	Jan 2
----	-------------	----	-------	-------

317 74

COACH: Paul Bryant
CAPT: Harry Ulinski, Dick Holway

1950 – Won 11, Lost 1

25	North Texas St.*	0	Lexington	Sept 16
14	LSU*	0	Lexington	Sept 23
27	Mississippi*	0	Lexington	Sept 30
40	Dayton*	0	Lexington	Oct 7
41	Cincinnati*	7	Lexington	Oct 14
34	Villanova	7	Philadelphia	Oct 21
28	Georgia Tech	14	Atlanta	Oct 28
40	Florida	6	Lexington	Nov 4
48	Miss. State	21	Starkville	Nov 11
83	North Dakota	0	Lexington	Nov 18
0	Tennessee	7	Knoxville	Nov 25

SEC CHAMPIONS

SUGAR BOWL

13	Oklahoma	7	New Orleans	Jan 1
----	----------	---	-------------	-------

393 69

COACH: Paul Bryant
CAPTS: Bob Gain, Wilbur Jamerson

**1951 – Won 8, Lost 4**

72	Tennessee Tech	13	Lexington	Sept 15
6	Texas	7	Austin	Sept 22
17	Mississippi	21	Oxford	Sept 29
7	Georgia Tech	13	Lexington	Oct 6
27	Miss. State*	0	Lexington	Oct 13
35	Villanova*	13	Lexington	Oct 20
14	Florida	6	Gainesville	Oct 27
32	Miami (Fla)	0	Lexington	Nov 3
37	Tulane	0	New Orleans	Nov 10
47	Geo. Washington	13	Lexington	Nov 17
0	Tennessee	28	Lexington	Nov 24

COTTON BOWL

20	Texas Christian	7	Dallas	Jan 1
----	-----------------	---	--------	-------

314**121****COACH:** Paul Bryant**CAPTS:** Vito Parilli, Doug Moseley**1952 – Won 5, Lost 4, Tied 2**

6	Villanova*	25	Lexington	Sept 20
13	Mississippi	13	Lexington	Sept 27
10	Texas A&M*	7	College Sta.	Oct 4
7	LSU	34	Lexington	Oct 11
14	Miss. State	27	Starkville	Oct 18
14	Cincinnati	6	Cincinnati	Oct 25
29	Miami (Fla)*	0	Miami	Oct 31
27	Tulane	6	Lexington	Nov 8
27	Clemson	14	Lexington	Nov 15
14	Tennessee	14	Knoxville	Nov 22
0	Florida	27	Gainesville	Dec 6

161**173****COACH:** Paul Bryant**CAPT:** John Griggs**1953 – Won 7, Lost 2, Tied 1**

6	Texas A&M*	7	Lexington	Sept 19
6	Mississippi	22	Oxford	Sept 26
26	Florida*	13	Lexington	Oct 3
6	LSU*	6	Baton Rouge	Oct 10
32	Miss. State*	13	Lexington	Oct 17
19	Villanova*	0	Lexington	Oct 24
19	Rice*	13	Houston	Oct 31
40	Vanderbilt	14	Nashville	Nov 7
20	Memphis State	7	Lexington	Nov 14
27	Tennessee	21	Lexington	Nov 21

201**116****COACH:** Paul Bryant**CAPTS:** Ray Correll, Tommy Adkins**1954 – Won 7, Lost 3**

0	Maryland	20	Lexington	Sept 18
9	Mississippi	28	Memphis	Sept 25
7	LSU*	6	Lexington	Oct 2
21	Auburn*	14	Lexington	Oct 9
7	Florida	21	Gainesville	Oct 16
13	Georgia Tech	6	Atlanta	Oct 23
28	Villanova	3	Lexington	Oct 30
19	Vanderbilt	7	Lexington	Nov 6
33	Memphis State	7	Lexington	Nov 13
14	Tennessee	13	Knoxville	Nov 20

151**125****COACH:** Blanton Collier**CAPTS:** Harry Kirk, Joe Koch**1955 – Won 6, Lost 3, Tied 1**

7	LSU*	19	Baton Rouge	Sept 17
21	Mississippi*	14	Lexington	Sept 24
28	Villanova*	0	Lexington	Oct 1
14	Auburn	14	Birmingham	Oct 8
14	Miss. State*	20	Lexington	Oct 15
10	Florida*	7	Lexington	Oct 22
20	Rice	16	Lexington	Oct 29
0	Vanderbilt	34	Nashville	Nov 5
41	Memphis State	7	Lexington	Nov 12
23	Tennessee	0	Lexington	Nov 19

185**117****COACH:** Blanton Collier**CAPTS:** Bob Hardy, Howard Schnellenberger**1956 – Won 6, Lost 4**

6	Georgia Tech	14	Lexington	Sept 22
7	Mississippi	37	Memphis	Sept 29
17	Florida	8	Gainesville	Oct 6
0	Auburn*	13	Lexington	Oct 13
14	LSU*	0	Lexington	Oct 20
14	Georgia	7	Athens	Oct 27
14	Maryland	0	College Park	Nov 3
7	Vanderbilt	6	Lexington	Nov 10
33	Xavier (Ohio)	0	Lexington	Nov 17
7	Tennessee	20	Knoxville	Nov 24

119**105****COACH:** Blanton Collier**CAPTS:** Dave Kuhn, Roger Pack**1957 – Won 3, Lost 7**

0	Georgia Tech	13	Atlanta	Sept 21
0	Mississippi*	15	Lexington	Sept 28
7	Florida*	14	Lexington	Oct 5
0	Auburn	6	Auburn	Oct 12
0	LSU*	21	Baton Rouge	Oct 19
14	Georgia*	33	Lexington	Oct 26
53	Memphis State	7	Lexington	Nov 2
7	Vanderbilt	12	Nashville	Nov 9
27	Xavier (Ohio)	0	Lexington	Nov 16
20	Tennessee	6	Lexington	Nov 23

128**127****COACH:** Blanton Collier**CAPTS:** Bob Collier, Kenny Robertson**1958 – Won 5, Lost 4, Tied 1**

51	Hawaii*	0	Louisville	Sept 13
13	Georgia Tech*	0	Lexington	Sept 20
6	Mississippi	27	Memphis	Sept 27
0	Auburn*	8	Lexington	Oct 11
7	LSU*	32	Baton Rouge	Oct 18
0	Georgia	28	Athens	Oct 25
33	Miss. State	12	Lexington	Nov 1
0	Vanderbilt	0	Lexington	Nov 8
20	Xavier (Ohio)	6	Lexington	Nov 15
6	Tennessee	2	Knoxville	Nov 22

136**115****COACH:** Blanton Collier**CAPTS:** Bob Lindon, Doug Shively**1959 – Won 4, Lost 6**

12	Georgia Tech*	14	Lexington	Sept 19
0	Mississippi*	16	Lexington	Sept 26
32	Detroit*	7	Detroit	Oct 2
0	Auburn	33	Auburn	Oct 10
0	LSU*	9	Lexington	Oct 17
7	Georgia*	14	Lexington	Oct 24
22	Miami (Fla)*	3	Miami	Oct 30
6	Vanderbilt	11	Nashville	Nov 7
41	Xavier (Ohio)	0	Lexington	Nov 14
20	Tennessee	0	Lexington	Nov 21

140**157****COACH:** Blanton Collier**CAPTS:** Glenn Shaw, Cullen Wilson

1960 – Won 5, Lost 4, Tied 1

13	Georgia Tech	23	Atlanta	Sept 17
6	Mississippi*	21	Memphis	Sept 24
7	Auburn*	10	Lexington	Oct 1
55	Marshall*	0	Lexington	Oct 8
3	LSU*	0	Lexington	Oct 15
13	Georgia*	17	Lexington	Oct 22
23	Florida State	0	Tallahassee	Oct 29
27	Vanderbilt	0	Lexington	Nov 5
49	Xavier (Ohio)	0	Lexington	Nov 12
10	Tennessee	10	Knoxville	Nov 19

206 81

COACH: Blanton Collier

CAPTS: Jerry Eisaman, Lloyd Hodge

1961 – Won 5, Lost 2

7	Miami (Fla)*	14	Lexington	Sept 23
6	Mississippi*	20	Lexington	Sept 30
14	Auburn	12	Auburn	Oct 7
21	Kansas State*	8	Lexington	Oct 14
14	LSU*	24	Baton Rouge	Oct 21
15	Georgia	16	Athens	Oct 28
20	Florida State	0	Lexington	Nov 4
16	Vanderbilt	3	Nashville	Nov 11
9	Xavier (Ohio)	0	Lexington	Nov 18
16	Tennessee	26	Lexington	Nov 25

138 123

COACH: Blanton Collier

CAPT: Irv Goode

1962 – Won 3, Lost 5, Tied 2

0	Florida State*	0	Lexington	Sept 22
0	Mississippi*	14	Jackson	Sept 29
6	Auburn*	16	Lexington	Oct 6
27	Detroit*	8	Detroit	Oct 12
0	LSU*	7	Lexington	Oct 20
7	Georgia	7	Athens	Oct 27
17	Miami (Fla).	25	Miami	Nov 2
7	Vanderbilt	0	Lexington	Nov 10
9	Xavier	14	Lexington	Nov 17
12	Tennessee	10	Knoxville	Nov 24

85 101

COACH: Charlie Bradshaw

CAPT: Tommy Simpson

1963 – Won 3, Lost 6, Tied 1

33	Virginia Tech*	14	Lexington	Sept 21
7	Mississippi*	31	Lexington	Sept 28
13	Auburn	14	Auburn	Oct 5
35	Detroit*	18	Lexington	Oct 12
7	LSU*	28	Baton Rouge	Oct 19
14	Georgia	17	Lexington	Oct 26
14	Miami (Fla)	20	Lexington	Nov 2
0	Vanderbilt	0	Nashville	Nov 9
19	Baylor	7	Waco	Nov 16
0	Tennessee	19	Lexington	Nov 23

142 168

COACH: Charlie Bradshaw

CAPT: Darrell Cox

1964 – Won 5, Lost 5

13	Detroit*	6	Lexington	Sept 19
27	Mississippi	21	Jackson	Sept 26
20	Auburn*	0	Lexington	Oct 3
6	Florida State	48	Tallahassee	Oct 10
7	LSU*	27	Lexington	Oct 17
7	Georgia	21	Athens	Oct 24
21	West Virginia	26	Morgantown	Oct 31
22	Vanderbilt	21	Lexington	Nov 7
15	Baylor	17	Lexington	Nov 14
12	Tennessee	7	Knoxville	Nov 21

150 194

COACH: Charlie Bradshaw

CAPTS: Jim Foley, Bill Jenkins

1965 – Won 6, Lost 4

7	Missouri	0	Columbia	Sept 18
16	Mississippi*	7	Lexington	Sept 25
18	Auburn	23	Auburn	Oct 2
26	Florida State*	24	Lexington	Oct 9
21	LSU*	31	Baton Rouge	Oct 16
28	Georgia*	10	Lexington	Oct 23
28	West Virginia	8	Lexington	Oct 30
34	Vanderbilt	0	Nashville	Nov 6
21	Houston*	38	Houston	Nov 13
3	Tennessee	19	Lexington	Nov 20

202 160

COACH: Charlie Bradshaw

CAPTS: Rick Norton, Sam Ball

1966 – Won 3, Lost 6, Tied 1

10	North Carolina*	0	Lexington	Sept 17
0	Mississippi*	17	Jackson	Sept 24
17	Auburn*	7	Lexington	Oct 1
0	Virginia Tech*	7	Lexington	Oct 8
0	LSU*	30	Lexington	Oct 15
15	Georgia	27	Athens	Oct 22
14	West Virginia	14	Morgantown	Oct 29
14	Vanderbilt	10	Lexington	Nov 5
18	Houston	56	Lexington	Nov 12
19	Tennessee	28	Knoxville	Nov 19

107 196

COACH: Charlie Bradshaw

CAPTS: Rich Machel, Larry Seiple

1967 – Won 2, Lost 8

10	Indiana	12	Bloomington	Sept 23
13	Mississippi	26	Lexington	Sept 30
7	Auburn	48	Auburn	Oct 7
14	Virginia Tech*	24	Lexington	Oct 14
7	LSU*	30	Baton Rouge	Oct 21
7	Georgia*	31	Lexington	Oct 28
22	West Virginia	7	Lexington	Nov 4
12	Vanderbilt	7	Nashville	Nov 11
12	Florida	28	Gainesville	Nov 18
7	Tennessee	17	Lexington	Nov 25

111 230

COACH: Charlie Bradshaw

CAPTS: Kerry Curling, Doug Van Meter

1968 – Won 3, Lost 7

12	Missouri	6	Lexington	Sept 21
14	Mississippi	30	Jackson	Sept 28
7	Auburn*	26	Lexington	Oct 5
35	Oregon State*	34	Lexington	Oct 12
3	LSU*	13	Baton Rouge	Oct 19
14	Georgia*	35	Lexington	Oct 26
35	West Virginia	16	Morgantown	Nov 2
0	Vanderbilt	6	Lexington	Nov 9
14	Florida	16	Lexington	Nov 16
7	Tennessee	24	Knoxville	Nov 23

141 206

COACH: Charlie Bradshaw

CAPTS: Jeff Van Note, Dennis Drinnen

**1969 – Won 2, Lost 8**

30	Indiana	58	Lexington	Sept 20
10	Mississippi*	9	Lexington	Sept 27
3	Auburn	44	Auburn	Oct 4
7	Virginia Tech	6	Blacksburg	Oct 11
10	LSU*	37	Lexington	Oct 18
0	Georgia	30	Athens	Oct 25
6	West Virginia	7	Lexington	Nov 1
6	Vanderbilt	42	Nashville	Nov 8
6	Florida	31	Gainesville	Nov 15
26	Tennessee	31	Lexington	Nov 22

104 295

COACH: John Ray
CAPTS: Wilbur Hackett, Bill Duke

1970 – Won 2, Lost 9

10	North Carolina	20	Chapel Hill	Sept 12
16	Kansas State	3	Lexington	Sept 19
17	Mississippi	20	Jackson	Sept 26
15	Auburn	33	Lexington	Oct 3
6	Utah State*	35	Lexington	Oct 10
7	LSU*	14	Baton Rouge	Oct 17
3	Georgia*	19	Lexington	Oct 24
27	N.C. State	2	Lexington	Oct 31
17	Vanderbilt	18	Lexington	Nov 7
13	Florida	24	Tampa	Nov 14
0	Tennessee	45	Knoxville	Nov 21

131 233

COACH: John Ray
CAPTS: Game Captains

1971 – Won 3, Lost 8

13	Clemson	10	Clemson	Sept 11
8	Indiana	26	Bloomington	Sept 18
20	Mississippi	34	Lexington	Sept 25
6	Auburn	38	Auburn	Oct 2
6	Ohio Univ.*	35	Lexington	Oct 9
13	LSU*	17	Lexington	Oct 16
0	Georgia	34	Athens	Oct 23
33	Virginia Tech	27	Lexington	Oct 30
14	Vanderbilt	7	Nashville	Nov 6

24	Florida	35	Gainesville	Nov 13
7	Tennessee	21	Lexington	Nov 20

144 284

COACH: John Ray
CAPTS: Dan Neal, Joe Federspiel

1972 – Won 3, Lost 8

25	Villanova	7	Lexington	Sept 16
0	Alabama*	35	Birmingham	Sept 23
34	Indiana	35	Lexington	Sept 30
17	Miss. State*	13	Lexington	Oct 7
20	North Carolina	31	Chapel Hill	Oct 14
0	LSU*	10	Baton Rouge	Oct 21
7	Georgia	13	Lexington	Oct 28
7	Tulane*	18	New Orleans	Nov 4
14	Vanderbilt	13	Lexington	Nov 11
0	Florida	40	Gainesville	Nov 18
7	Tennessee	17	Knoxville	Nov 25

131 232

COACH: John Ray
CAPTS: Dan Neal, Earl Swindle

1973 – Won 5, Lost 6

31	Virginia Tech	26	Lexington	Sept 15
14	Alabama	28	Lexington	Sept 22
3	Indiana	17	Bloomington	Sept 29
42	Miss. State*	14	Jackson	Oct 6
10	North Carolina*	16	Lexington	Oct 13
21	LSU*	28	Baton Rouge	Oct 20
12	Georgia	7	Athens	Oct 27
34	Tulane	7	Lexington	Nov 3
27	Vanderbilt	17	Nashville	Nov 10
18	Florida	20	Gainesville	Nov 17
14	Tennessee	16	Lexington	Nov 24

226 196

COACH: Fran Curci
CAPTS: Ray Barga, Frank LeMaster

1974 – Won 6, Lost 5

38	Virginia Tech	7	Blacksburg	Sept 14
3	West Virginia	16	Morgantown	Sept 21
28	Indiana	22	Lexington	Sept 28
10	Miami (Ohio)*	14	Lexington	Oct 5
13	Auburn	31	Auburn	Oct 12
20	LSU*	13	Lexington	Oct 19
20	Georgia*	24	Lexington	Oct 26
30	Tulane*	7	New Orleans	Nov 2
38	Vanderbilt	12	Lexington	Nov 9
41	Florida	24	Lexington	Nov 16
7	Tennessee	24	Knoxville	Nov 23

248 194

COACH: Fran Curci
CAPTS: Mike Fanuzzi, Tom Ehlers

1975 – Won 2, Lost 8, Tied 1

27	Virginia Tech	8	Lexington	Sept 13
10	Kansas	14	Lexington	Sept 20
10	Maryland	10	Lexington	Sept 27
3	Penn State	10	Univ. Park	Oct 4
9	Auburn*	15	Lexington	Oct 11
14	LSU*	17	Baton Rouge	Oct 18
13	Georgia	21	Athens	Oct 25
23	Tulane	10	Lexington	Nov 1
3	Vanderbilt	13	Nashville	Nov 8
7	Florida	48	Gainesville	Nov 15
13	Tennessee	17	Lexington	Nov 22

132 183

COACH: Fran Curci
CAPTS: Wally Pesuit, Tom Ranieri

1976 – Won 9, Lost 3

38	Oregon State	13	Lexington	Sept 11
16	Kansas	37	Lawrence	Sept 18
14	West Virginia	10	Lexington	Sept 25
22	Penn State	6	Lexington	Oct 2
F-1	Miss. State	0	Jackson	Oct 9
21	LSU*	7	Lexington	Oct 16
7	Georgia*	31	Lexington	Oct 23
14	Maryland	24	College Park	Oct 30
14	Vanderbilt	0	Lexington	Nov 6
28	Florida	9	Lexington	Nov 13
7	Tennessee	0	Knoxville	Nov 20

SEC CHAMPIONS**PEACH BOWL**

21	North Carolina	0	Atlanta	Dec 31
----	----------------	---	---------	--------

203 137

COACH: Fran Curci
CAPTS: Game Captains

1977–Won 10, Lost 1

10	North Carolina	7	Lexington	Sept 10
6	Baylor	21	Waco	Sept 17
28	West Virginia	13	Lexington	Sept 24
24	Penn State	20	Univ. Park	Oct 1
23	Miss. State*	7	Lexington	Oct 8
33	LSU*	13	Baton Rouge	Oct 15
33	Georgia	0	Athens	Oct 22
32	Virginia Tech*	0	Lexington	Oct 29
28	Vanderbilt	6	Nashville	Nov 5
14	Florida	7	Gainesville	Nov 12
21	Tennessee	17	Lexington	Nov 19
252		111		

COACH: Fran Curci
CAPTS: Game Captains

1978 – Won 4, Lost 6, Tied 1

14	South Carolina*	14	Columbia	Sept 16
25	Baylor	21	Lexington	Sept 23
3	Maryland	20	Coll. Park	Sept 30
0	Penn State*	30	Lexington	Oct 7
24	Mississippi	17	Oxford	Oct 14
0	LSU*	21	Lexington	Oct 21
16	Georgia*	17	Lexington	Oct 28
28	Virginia Tech	0	Blacksburg	Nov 4
53	Vanderbilt	2	Lexington	Nov 11
16	Florida	18	Lexington	Nov 18
14	Tennessee	29	Knoxville	Nov 25
193		189		

COACH: Fran Curci
CAPTS: Game Captains

1979 – Won 5, Lost 6

14	Miami (Ohio)	15	Lexington	Sept 15
10	Indiana	18	Bloomington	Sept 22
14	Maryland	7	Lexington	Sept 29
6	West Virginia	10	Morgantown	Oct 6
14	Mississippi*	3	Lexington	Oct 13
19	LSU*	23	Baton Rouge	Oct 20
6	Georgia	20	Athens	Oct 27
20	Bowling Green	14	Lexington	Nov 3
29	Vanderbilt	10	Nashville	Nov 10
31	Florida	3	Gainesville	Nov 17
17	Tennessee	20	Lexington	Nov 24
180		143		

COACH: Fran Curci
CAPTS: Mike Shutt, Lester Boyd

1980 – Won 3, Lost 8

17	Utah State	10	Lexington	Sept 6
7	Oklahoma	29	Norman	Sept 13
30	Indiana	36	Lexington	Sept 20
21	Bowling Green	20	Lexington	Sept 27
0	Alabama	45	Birmingham	Oct 4
10	LSU*	17	Lexington	Oct 11
0	Georgia*	27	Lexington	Oct 18
22	Tulane*	24	New Orleans	Nov 1
31	Vanderbilt	10	Lexington	Nov 8
15	Florida	17	Lexington	Nov 15
14	Tennessee	45	Knoxville	Nov 22
167		280		

COACH: Fran Curci
CAPTS: Ken Roark, Tim Gooch

1981 – Won 3, Lost 8

28	N. Texas State	6	Lexington	Sept 5
10	Alabama	19	Lexington	Sept 19
16	Kansas	21	Lawrence	Sept 26
3	Clemson	21	Lexington	Oct 3
14	South Carolina*	28	Lexington	Oct 10
10	LSU*	24	Baton Rouge	Oct 17
0	Georgia	21	Athens	Oct 24
3	Virginia Tech*	29	Lexington	Oct 31
17	Vanderbilt	10	Nashville	Nov 7
12	Florida	33	Gainesville	Nov 14
21	Tennessee	10	Lexington	Nov 21
134		222		

COACH: Fran Curci
CAPTS: Jim Campbell, Greg Long

1982 – Won 0, Lost 10, Tied 1

9	Kansas State	23	Manhattan	Sept 11
8	Oklahoma	29	Lexington	Sept 18
13	Kansas	13	Lexington	Sept 25
6	Clemson	24	Clemson	Oct 2
3	Auburn	18	Auburn	Oct 9
10	LSU*	34	Lexington	Oct 16
14	Georgia*	27	Lexington	Oct 23
3	Virginia Tech	29	Blacksburg	Oct 30
10	Vanderbilt	23	Lexington	Nov 6
13	Florida	39	Lexington	Nov 13
7	Tennessee	28	Knoxville	Nov 20
96		287		

COACH: Jerry Claiborne
CAPTS: John Maddox, Andy Molls

1983 – Won 6, Lost 5, Tied 1

31	Central Michigan	14	Lexington	Sept 3
31	Kansas State	12	Lexington	Sept 10
24	Indiana	13	Lexington	Sept 17
26	Tulane	14	Lexington	Sept 24
21	Auburn*	49	Lexington	Oct 8
21	LSU*	13	Baton Rouge	Oct 15
21	Georgia	47	Athens	Oct 22
13	Cincinnati*	13	Lexington	Oct 29
17	Vanderbilt*	8	Nashville	Nov 5
7	Florida	24	Gainesville	Nov 12
0	Tennessee	10	Lexington	Nov 19

HALL OF FAME BOWL

16	West Virginia*	20	Birmingham	Dec 22
228		237		

COACH: Jerry Claiborne
CAPTS: Ron Bojald, Scott Schroeder

1984 – Won 9, Lost 3

42	Kent State	0	Lexington	Sept 8
48	Indiana	14	Bloomington	Sept 15
30	Tulane	26	New Orleans	Sept 22
27	Rutgers*	14	Lexington	Oct 6
17	Miss. State	13	Starkville	Oct 13
10	LSU	36	Lexington	Oct 20
7	Georgia	37	Lexington	Oct 27
31	N. Texas State	7	Lexington	Nov 3
27	Vanderbilt	18	Lexington	Nov 10
17	Florida	25	Lexington	Nov 17
17	Tennessee	12	Knoxville	Nov 24

HALL OF FAME BOWL

20	Wisconsin*	19	Birmingham	Dec 29
293		221		

COACH: Jerry Claiborne
CAPTS: Oliver White, Dave Thompson

**1985 – Won 5, Lost 6**

26	Bowling Green	30	Lexington	Sept 14
16	Tulane	11	Lexington	Sept 21
27	Cincinnati	7	Lexington	Sept 28
26	Clemson*	7	Lexington	Oct 5
33	Miss. State*	19	Lexington	Oct 12
0	LSU*	10	Baton Rouge	Oct 19
6	Georgia	26	Athens	Oct 26
23	E. Tennessee St.	13	Lexington	Nov 2
24	Vanderbilt	31	Nashville	Nov 9
13	Florida	15	Gainesville	Nov 16
0	Tennessee	42	Lexington	Nov 23
194		211		

COACH: Jerry Claiborne

CAPTS: Ken Pietrowiak, Jon Dumbauld

1986 – Won 5, Lost 5, Tied 1

16	Rutgers	16	Lexington	Sept 13
37	Kent State	12	Lexington	Sept 20
37	Cincinnati	20	Cincinnati	Sept 27
32	So. Mississippi*	0	Lexington	Oct 4
13	Mississippi	33	Jackson	Oct 11
16	LSU*	25	Lexington	Oct 18
9	Georgia*	31	Lexington	Oct 25
15	Virginia Tech	17	Blacksburg	Nov 1
34	Vanderbilt	22	Lexington	Nov 8
10	Florida	3	Lexington	Nov 15
9	Tennessee	28	Knoxville	Nov 22
228		187		

COACH: Jerry Claiborne

CAPTS: Bill Ransdell, Tom Wilkins

1987 – Won 5, Lost 6

41	Utah State	0	Lexington	Sept 12
34	Indiana	15	Lexington	Sept 19
18	Rutgers*	19	E. Rutherford	Sept 26
28	Ohio Univ.	0	Lexington	Oct 3
35	Mississippi*	6	Lexington	Oct 10
9	LSU	34	Baton Rouge	Oct 17
14	Georgia	17	Athens	Oct 24
14	Virginia Tech*	7	Lexington	Oct 31
29	Vanderbilt	38	Nashville	Nov 7
14	Florida	27	Gainesville	Nov 14
22	Tennessee	24	Lexington	Nov 21
258		187		

COACH: Jerry Claiborne

CAPTS: Jeff Kremer, Dermontti Dawson

1988 – Won 5, Lost 6

18	Central Michigan	7	Lexington	Sept 3
10	Auburn	20	Auburn	Sept 10
15	Indiana	36	Bloomington	Sept 17
38	Kent State	14	Lexington	Sept 24
27	Alabama	31	Lexington	Oct 1
12	LSU*	15	Baton Rouge	Oct 15
16	Georgia	10	Lexington	Oct 22
24	So. Illinois*	10	Lexington	Oct 29
14	Vanderbilt*	13	Lexington	Nov 5
19	Florida	24	Lexington	Nov 12
24	Tennessee	28	Knoxville	Nov 19
217		208		

COACH: Jerry Claiborne

CAPTS: Bo Smith, Chris Chenault

1989 – Won 6, Lost 5

17	Indiana	14	Lexington	Sept 9
13	North Carolina	6	Lexington	Sept 16
3	Alabama	15	Tuscaloosa	Sept 23
12	Auburn	24	Lexington	Oct 7
33	Rutgers*	26	Lexington	Oct 14
27	LSU*	21	Lexington	Oct 21
23	Georgia	34	Athens	Oct 28
31	Cincinnati	0	Lexington	Nov 4
15	Vanderbilt	11	Nashville	Nov 11
28	Florida	38	Gainesville	Nov 18
10	Tennessee	31	Lexington	Nov 25
212		220		

COACH: Jerry Claiborne

CAPTS: Andy Murray, Oliver Barnett

1990 – Won 4, Lost 7

20	Central Michigan	17	Lexington	Sept 1
8	Rutgers*	24	E. Rutherford	Sept 8
24	Indiana	45	Lexington	Sept 15
13	North Carolina	16	Chapel Hill	Sept 22
29	Ole Miss	35	Oxford	Oct 6
17	Miss. State*	15	Lexington	Oct 13
20	LSU*	30	Baton Rouge	Oct 20
26	Georgia*	24	Lexington	Oct 27
28	Vanderbilt	21	Lexington	Nov 10
15	Florida	47	Lexington	Nov 17
28	Tennessee	42	Knoxville	Nov 24
228		316		

COACH: Bill Curry

CAPTS: Freddie Maggard, Randy Holleran

1991 – Won 3, Lost 8

23	Miami (Ohio)*	20	Lexington	Sept 7
10	Indiana	13	Bloomington	Sept 21
24	Kent State*	6	Lexington	Sept 28
14	Mississippi*	35	Lexington	Oct 5
6	Miss. State	31	Starkville	Oct 12
26	LSU	29	Lexington	Oct 19
27	Georgia	49	Athens	Oct 26
20	Cincinnati	17	Lexington	Nov 2
7	Vanderbilt	17	Nashville	Nov 9
26	Florida	35	Gainesville	Nov 16
7	Tennessee	16	Lexington	Nov 23
190		268		

COACH: Bill Curry

CAPTS: Greg Lahr, Joey Couch

1992 – Won 4, Lost 7

21	Central Michigan*	14	Lexington	Sept 5
19	Florida	35	Gainesville	Sept 12
37	Indiana*	25	Lexington	Sept 19
13	So. Carolina	9	Lexington	Sept 26
14	Mississippi*	24	Oxford	Oct 3
27	LSU*	25	Baton Rouge	Oct 17
7	Georgia*	40	Lexington	Oct 24
36	Miss. State*	37	Lexington	Oct 31
7	Vanderbilt	20	Lexington	Nov 7
13	Cincinnati	17	Cincinnati	Nov 14
13	Tennessee	34	Knoxville	Nov 21
207		280		

COACH: Bill Curry

CAPTS: Pookie Jones, Dean Wells, Travis Powers

1993 – Won 6, Lost 6

35	Kent*	0	Lexington	Sept 4
20	Florida*	24	Lexington	Sept 11
8	Indiana	24	Bloomington	Sept 18
21	South Carolina*	17	Columbia	Sept 23
21	Mississippi* (HC)	0	Lexington	Oct 2
35	LSU*	17	Lexington	Oct 16
28	Georgia	33	Athens	Oct 23
26	Miss. State	17	Starkville	Oct 30
7	Vanderbilt	12	Nashville	Nov 6
6	East Carolina	3	Lexington	Nov 13
0	Tennessee	48	Lexington	Nov 20

PEACH BOWL

13	Clemson*	14	Atlanta	Dec. 31
207		195		

COACH: Bill Curry

CAPTS: Pookie Jones, Marty Moore, James Tucker

1994 – Won 1, Lost 10

20	Louisville*	14	Lexington	Sept 3
7	Florida	73	Gainesville	Sept 10
29	Indiana*	59	Lexington	Sept 17
9	South Carolina*	23	Lexington	Sept 24
14	Auburn*	41	Auburn	Sept 29
13	LSU*	17	Baton Rouge	Oct 15
30	Georgia*	34	Lexington	Oct 22
7	Miss. State*	47	Lexington	Oct 29
6	Vanderbilt	24	Lexington	Nov 5
14	NE Louisiana	21	Lexington	Nov 12
0	Tennessee	52	Knoxville	Nov 19

149 405

COACH: Bill Curry

CAPTS: Mark Askin, Melvin Johnson, Robert Stinson, Randy Wyatt

1995 – Won 4, Lost 7

10	Louisville*	13	Lexington	Sept 2
7	Florida*	42	Lexington	Sept 9
17	Indiana	10	Bloomington	Sept 16
35	South Carolina	30	Columbia	Sept 23
21	Auburn*	42	Lexington	Sept 30
24	LSU*	16	Lexington	Oct 14
3	Georgia	12	Athens	Oct 21
32	Miss. State	42	Starkville	Oct 28
10	Vanderbilt	14	Nashville	Nov 4
33	Cincinnati	14	Lexington	Nov 11
31	Tennessee	34	Lexington	Nov 18

223 269

COACH: Bill Curry

CAPTS: Barry Jones, Mike Schlegel, David Snardon, James Tucker

1996 – Won 4, Lost 7

14	Louisville*	38	Lexington	Aug 31
3	Cincinnati	24	Cincinnati	Sept 7
3	Indiana*	0	Lexington	Sept 21
0	Florida	65	Gainesville	Sept 28
7	Alabama	35	Tuscaloosa	Oct 5
14	South Carolina*	25	Lexington	Oct 12
14	LSU*	41	Baton Rouge	Oct 19
24	Georgia*	17	Lexington	Oct 26
24	Miss. State	21	Lexington	Nov 9
25	Vanderbilt	0	Lexington	Nov 16
10	Tennessee	56	Knoxville	Nov 23

138 322

COACH: Bill Curry

CAPTS: Billy Jack Haskins, Van Hiles

1997 – Won 5, Lost 6

38	Louisville	24	Lexington	Aug 30
27	Miss. State	35	Starkville	Sept 6
49	Indiana	7	Bloomington	Sept 20
28	Florida	55	Lexington	Sept 27
40	Alabama* (OT)	34	Lexington	Oct 4
24	South Carolina	38	Columbia	Oct 11
49	NE Louisiana*	14	Lexington	Oct 18
13	Georgia	23	Athens	Oct 25
28	LSU*	63	Lexington	Nov 1
21	Vanderbilt	10	Nashville	Nov 15
31	Tennessee	59	Lexington	Nov 22

348 362

COACH: Hal Mumme

CAPTS: Tremayne Martin, John Schlarman, Littleton Ward

1998 – Won 7, Lost 5

68	Louisville	34	Louisville	Sept 5
52	Eastern Kentucky	7	Lexington	Sept 12
31	Indiana	27	Lexington	Sept 19
35	Florida	51	Gainesville	Sept 26
20	Arkansas*	27	Little Rock	Oct 3
33	South Carolina*	28	Lexington	Oct 10
39	LSU*	36	Baton Rouge	Oct 17
26	Georgia	28	Lexington	Oct 24
37	Miss. State*	35	Lexington	Nov 7
55	Vanderbilt	17	Lexington	Nov 14
21	Tennessee	59	Knoxville	Nov 21

OUTBACK BOWL

14	Penn State	26	Tampa	Jan 1
----	------------	----	-------	-------

431 375

COACH: Hal Mumme

CAPTS: Tim Couch, Jeff Snedegar

1999 – Won 6, Lost 6

28	Louisville	56	Lexington	Sept 4
45	Connecticut	14	Lexington	Sept 11
44	Indiana	35	Bloomington	Sept 18
10	Florida*	38	Lexington	Sept 25
31	Arkansas	20	Lexington	Oct 2
30	South Carolina	10	Columbia	Oct 9
31	LSU	5	Lexington	Oct 16
34	Georgia	49	Athens	Oct 23
22	Miss. State*	23	Starkville	Nov 4
19	Vanderbilt*	17	Nashville	Nov 13
21	Tennessee	56	Lexington	Nov 20

HOMEPOINT.COM MUSIC CITY BOWL

13	Syracuse	20	Nashville	Dec 29
----	----------	----	-----------	--------

328 343

COACH: Hal Mumme

CAPTS: Dusty Bonner, George Massey, Marlon McCree, Jeff Snedegar, Anwar Stewart, Anthony White

2000 – Won 2, Lost 9

34	Louisville* (OT)	40	Louisville	Sept 2
27	South Florida	9	Lexington	Sept 9
41	Indiana*	34	Lexington	Sept 16
31	Florida	59	Gainesville	Sept 23
17	Mississippi*	35	Oxford	Sept 30
17	South Carolina*	20	Lexington	Oct 7
0	LSU	34	Baton Rouge	Oct 14
30	Georgia	34	Lexington	Oct 21
17	Miss. State	35	Lexington	Nov 4
20	Vanderbilt	24	Lexington	Nov 11
20	Tennessee	59	Knoxville	Nov 18

254 383

COACH: Hal Mumme

CAPTS: Willie Gary, Derek Homer, Eric Kelly, Quentin McCord, Marlon McCree, Jimmy Robinson, Grayson Smith, Omar Smith

**2001 – Won 2, Lost 9**

10	Louisville	36	Lexington	Sept 1
28	Ball State	20	Lexington	Sept 8
10	Florida	44	Lexington	Sept 22
31	Mississippi	42	Lexington	Sept 29
6	South Carolina	42	Columbia	Oct 6
25	LSU*	29	Lexington	Oct 13
29	Georgia	43	Athens	Oct 20
14	Miss. State	17	Starkville	Nov 3
56	Vanderbilt	30	Nashville	Nov 10
35	Tennessee	38	Lexington	Nov 17
15	Indiana	26	Bloomington	Dec 1
259		367		

COACH: Guy Morriss

CAPTS: Dougie Allen, Ronnie Riley

2002 – Won 7, Lost 5

22	Louisville*	17	Louisville	Sept 1
77	Texas-El Paso	17	Lexington	Sept 7
27	Indiana*	17	Lexington	Sept 14
44	Middle Tennessee	22	Lexington	Sept 21
34	Florida	41	Gainesville	Sept 28
12	South Carolina*	16	Lexington	Oct 12
29	Arkansas	17	Fayetteville	Oct 19
24	Georgia	52	Lexington	Oct 26
45	Miss. State	24	Starkville	Nov 2
30	LSU	33	Lexington	Nov 9
41	Vanderbilt	21	Lexington	Nov 16
0	Tennessee	24	Knoxville	Nov 30
385		301		

COACH: Guy Morriss

CAPTS: Jared Lorenzen, Glenn Pakulak, Ronnie Riley

2003 – Won 4, Lost 8

24	Louisville*	40	Lexington	Aug 31
37	Murray State*	6	Lexington	Sept 6
17	Alabama*	27	Tuscaloosa	Sept 13
34	Indiana	17	Bloomington	Sept 20
21	Florida	24	Lexington	Sept 27
21	South Carolina*	27	Columbia	Oct 9
35	Ohio*	14	Lexington	Oct 18
42	Miss. State	17	Lexington	Oct 25
63	Arkansas* (7 OT)	71	Lexington	Nov 1
17	Vanderbilt	27	Nashville	Nov 15
10	Georgia	30	Athens	Nov 22
7	Tennessee	20	Lexington	Nov 29
328		321		

COACH: Rich Brooks

CAPTS: Jared Lorenzen, Vincent "Sweet Pea" Burns

2004 – Won 2, Lost 9

0	Louisville	28	Louisville	Sept 5
51	Indiana*	32	Lexington	Sept 18
3	Florida	20	Gainesville	Sept 25
16	Ohio*	28	Lexington	Oct 2
17	Alabama	45	Lexington	Oct 9
7	South Carolina*	12	Lexington	Oct 16
10	Auburn	42	Auburn	Oct 23
7	Miss. State	22	Starkville	Oct 30
17	Georgia	62	Lexington	Nov 6
14	Vanderbilt	13	Lexington	Nov 13
31	Tennessee	37	Knoxville	Nov 27
173		341		

COACH: Rich Brooks

CAPTS: Shane Boyd, Vincent "Sweet Pea" Burns

2005 – Won 3, Lost 8

24	Louisville	31	Lexington	Sept 4
41	Idaho State*	29	Lexington	Sept 10
14	Indiana	38	Bloomington	Sept 17
28	Florida	49	Lexington	Sept 24
16	South Carolina	44	Columbia	Oct 8
7	Mississippi	13	Oxford	Oct 22
13	Miss. State*	7	Lexington	Oct 29
27	Auburn	49	Lexington	Nov 5
48	Vanderbilt	43	Nashville	Nov 12
13	Georgia	45	Athens	Nov 19
8	Tennessee	27	Lexington	Nov 26
239		375		

COACH: Rich Brooks

CAPTS: Muhammad Abdullah, Tommy Cook

2006 – Won 8, Lost 5

28	Louisville*	59	Louisville	Sept 3
41	Texas State*	7	Lexington	Sept 9
31	Ole Miss*	14	Lexington	Sept 16
7	Florida*	26	Gainesville	Sept 23
45	Central Michigan*	36	Lexington	Sept 30
17	South Carolina*	24	Lexington	Oct 7
0	LSU*	49	Baton Rouge	Oct 14
34	Miss. State	31	Starkville	Oct 28
24	Georgia	20	Lexington	Nov 4
38	Vanderbilt	26	Lexington	Nov 11
42	Louisiana-Monroe	40	Lexington	Nov 18
12	Tennessee	17	Knoxville	Nov 25

GAYLORD HOTELS MUSIC CITY BOWL

28	Clemson	20	Nashville	Dec 29
347		369		

COACH: Rich Brooks

CAPTS: Keenan Burton, Lamar Mills

2007 – Won 8, Lost 5

51	Eastern Kentucky*	10	Lexington	Sept 1
56	Kent State*	20	Lexington	Sept 8
40	Louisville*	34	Lexington	Sept 15
42	Arkansas*	29	Fayetteville	Sept 22
45	Florida Atlantic	17	Lexington	Sept 29
23	South Carolina*	38	Columbia	Oct 4
43	LSU (3 OT)	37	Lexington	Oct 13
37	Florida	45	Lexington	Oct 20
14	Mississippi State	31	Lexington	Oct 27
27	Vanderbilt	20	Nashville	Nov 10
13	Georgia	24	Athens	Nov 17
50	Tennessee (4 OT)	52	Lexington	Nov 24

GAYLORD HOTELS MUSIC CITY BOWL

35	Florida State	28	Nashville	Dec 31
475		385		

COACH: Rich Brooks

CAPTS: Andre' Woodson, Wesley Woodyard

2008 – Won 7, Lost 6

27	Louisville	2	Louisville	Aug 31
38	Norfolk State*	3	Lexington	Sept 6
20	Middle Tennessee*	14	Lexington	Sept 13
41	W. Kentucky*	3	Lexington	Sept 27
14	Alabama	17	Tuscaloosa	Oct 4
17	South Carolina	24	Lexington	Oct 11
21	Arkansas*	20	Lexington	Oct 18
5	Florida	63	Gainesville	Oct 25
14	Miss. State	13	Starkville	Nov 1
38	Georgia	42	Lexington	Nov 8
24	Vanderbilt*	31	Lexington	Nov 15
10	Tennessee*	28	Knoxville	Nov 29

AUTOZONE LIBERTY BOWL

25	East Carolina	19	Memphis	Jan 2
294		279		

COACH: Rich Brooks

CAPTS: Braxton Kelley, Tony Dixon

2009 – Won 7, Lost 6

42	Miami (Ohio)	0	Cincinnati	Sept 5
31	Louisville	27	Lexington	Sept 19
7	Florida*	41	Lexington	Sept 26
20	Alabama	38	Lexington	Oct 3
26	South Carolina	28	Columbia	Oct 10
21	Auburn*	14	Auburn	Oct 17
36	La-Monroe*	13	Lexington	Oct 24
24	Mississippi State*	31	Lexington	Oct 31
37	Eastern Kentucky	12	Lexington	Nov 7
24	Vanderbilt	13	Nashville	Nov 14
34	Georgia*	27	Athens	Nov 21
24	Tennessee* (1 OT)	30	Lexington	Nov 28

GAYLORD HOTELS MUSIC CITY BOWL

13	Clemson	21	Nashville	Dec 27
339		295		

COACH: Rich Brooks

CAPTS: Zipp Duncan, Corey Peters

2010 – Won 6, Lost 7

23	Louisville	16	Louisville	Sept 4
63	Western Ky.*	28	Lexington	Sept 11
47	Akron*	10	Lexington	Sept 18
14	Florida*	48	Gainesville	Sept 25
35	Ole Miss*	42	Oxford	Oct 2
34	Auburn*	37	Lexington	Oct 9
31	South Carolina*	28	Lexington	Oct 16
31	Georgia*	44	Lexington	Oct 23
17	Mississippi State*	24	Starkville	Oct 30
49	Char. Southern	21	Lexington	Nov 6
38	Vanderbilt	20	Lexington	Nov 13
14	Tennessee	24	Knoxville	Nov 27

BBVA COMPASS BOWL

10	Pittsburgh	27	Birmingham	Jan 8
339		295		

COACH: Joker Phillips

CAPTS: DeQuin Evans, Randall Cobb

2011 – Won 5, Lost 7

14	Western Ky.*	3	Nashville	Sept 1
27	Central Michigan	13	Lexington	Sept 10
17	Louisville*	24	Lexington	Sept 17
10	Florida*	48	Lexington	Sept 24
7	LSU	35	Baton Rouge	Oct 1
3	South Carolina	54	Columbia	Oct 8
38	Jacksonville State	14	Lexington	Oct 22
16	Mississippi State*	28	Lexington	Oct 29
30	Ole Miss	13	Lexington	Nov 5
8	Vanderbilt	38	Nashville	Nov 12
10	Georgia	19	Athens	Nov 19
10	Tennessee	7	Lexington	Nov 26

190		296		
------------	--	------------	--	--

COACH: Joker Phillips

CAPTS: Stuart Hines, Danny Trevathan

2012 – Won 2, Lost 10

14	Louisville	32	Louisville	Sept 2
47	Kent State*	14	Lexington	Sept 8
31	WKU* (1 OT)	32	Lexington	Sept 15
0	Florida	38	Gainesville	Sept 22
17	South Carolina*	38	Lexington	Sept 29
14	Mississippi State	27	Lexington	Oct 6
7	Arkansas*	49	Fayetteville	Oct 13
24	Georgia*	29	Lexington	Oct 20
10	Missouri	33	Columbia	Oct 27
0	Vanderbilt	40	Lexington	Nov 3
34	Samford	3	Lexington	Nov 10
17	Tennessee	37	Knoxville	Nov 24

215		372		
------------	--	------------	--	--

COACH: Joker Phillips

CAPTS: Matt Smith, Collins Ukwu

2013 – Won 2, Lost 10

26	WKU*	35	Nashville	Aug 31
41	Miami (Ohio)	7	Lexington	Sept 7
13	Louisville	27	Lexington	Sept 14
7	Florida*	24	Lexington	Sept 28
28	South Carolina*	35	Columbia	Oct 5
7	Alabama*	48	Lexington	Oct 12
22	Mississippi State*	28	Starkville	Oct 24
48	Alabama State *	14	Lexington	Nov 2
17	Missouri	48	Lexington	Nov 9
6	Vanderbilt	22	Nashville	Nov 16
17	Georgia*	59	Athens	Nov 23
13	Tennessee*	27	Lexington	Nov 30

246		374		
------------	--	------------	--	--

COACH: Mark Stoops

CAPTS: Avery Williamson and game captains

2014 – Won 5, Lost 7

59	UT Martin	14	Lexington	Aug 30
20	Ohio	3	Lexington	Sept 6
30	Florida* (3 OT)	36	Gainesville	Sept 13
17	Vanderbilt	7	Lexington	Sept 27
45	South Carolina*	38	Lexington	Oct 4
48	ULM	14	Lexington	Oct 11
3	LSU*	41	Baton Rouge	Oct 18
31	Mississippi State	45	Lexington	Oct 25
10	Missouri	20	Columbia	Nov 1
31	Georgia	63	Lexington	Nov 8
16	Tennessee	50	Knoxville	Nov 15
40	Louisville	44	Louisville	Nov 29

350		375		
------------	--	------------	--	--

COACH: Mark Stoops

CAPTS: Javess Blue, Alvin "Bud" Dupree, Za'Darius Smith, Jordan Swindle

2015 – Won 5, Lost 7

40	UL Lafayette*	33	Lexington	Sept 5
26	South Carolina*	22	Columbia	Sept 12
9	Florida*	14	Lexington	Sept 19
21	Missouri*	13	Lexington	Sept 26
34	Eastern Ky. (OT)*	27	Lexington	Oct 3
27	Auburn*	30	Lexington	Oct 15
16	Mississippi State*	42	Starkville	Oct 24
21	Tennessee*	52	Lexington	Oct 31
3	Georgia	27	Athens	Nov 7
17	Vanderbilt	21	Nashville	Nov 14
58	Charlotte*	10	Lexington	Nov 21
24	Louisville	38	Lexington	Nov 28

296		329		
------------	--	------------	--	--

COACH: Mark Stoops

CAPTS: Farrington Huguenin, Josh Forrest, Patrick Towles, Jordan Swindle, Melvin Lewis, A.J. Stamps

2016 – Won 7, Lost 6

35	Southern Miss*	44	Lexington	Sept 3
7	Florida	45	Gainesville	Sept 10
62	New Mexico St.	42	Lexington	Sept 17
17	South Carolina*	10	Lexington	Sept 24
6	Alabama*	34	Tuscaloosa	Oct 1
20	Vanderbilt	13	Lexington	Oct 8
40	Mississippi State*	38	Lexington	Oct 22
35	Missouri	21	Columbia	Oct 29
24	Georgia*	27	Lexington	Nov 5
36	Tennessee	49	Knoxville	Nov 12
49	Austin Peay	13	Lexington	Nov 19
41	Louisville	38	Louisville	Nov 26

TAXSLAYER BOWL

18	Georgia Tech	33	Jacksonville	Dec 31
390		407		

COACH: Mark Stoops

CAPTS: Jon Toth, Courtney Miggins, Courtney Love, Jeff Badet, Jojo Kemp, Marcus McWilson

**2017 – Won 7, Lost 6**

24	Southern Miss	17	Hattiesburg	Sept 2
27	Eastern Ky.	16	Lexington	Sept 9
23	South Carolina*	13	Columbia	Sept 16
27	Florida*	28	Lexington	Sept 23
24	Eastern Mich.	20	Lexington	Sept 30
40	Missouri*	34	Lexington	Oct 7
7	Mississippi State	45	Starkville	Oct 21
29	Tennessee*	26	Lexington	Oct 28
34	Ole Miss	37	Lexington	Nov 4
44	Vanderbilt	21	Nashville	Nov 11
13	Georgia	42	Athens	Nov 18
17	Louisville	44	Lexington	Nov 25

FRANKLIN AMERICAN MORTGAGE MUSIC CITY BOWL

23	Northwestern	24	Nashville	Dec 29
332	367			

COACH: Mark Stoops**CAPTS:** Mike Edwards, Nick Haynes, Stephen Johnson, Courtney Love, Garrett Johnson, Charles Walker**2018 – Won 10, Lost 3**

35	Central Michigan	20	Lexington	Sept 1
27	Florida*	16	Gainesville	Sept 8
48	Murray State	10	Lexington	Sept 15
28	Mississippi State*	7	Lexington	Sept 22
24	South Carolina*	10	Lexington	Sept 29
14	Texas A&M (OT)*	20	College Station	Oct 6
14	Vanderbilt*	7	Lexington	Oct 20
15	Missouri	14	Columbia	Oct 27
17	Georgia	34	Lexington	Nov 3
7	Tennessee	24	Knoxville	Nov 10
34	Middle Tennessee	23	Lexington	Nov 17
56	Louisville*	10	Louisville	Nov 24

VRBO CITRUS BOWL

27	Penn State	24	Orlando	Jan 1
346	219			

COACH: Mark Stoops**CAPTS:** Josh Allen, George Asafo-Adjei, C.J. Conrad, Kash Daniel, Mike Edwards, Benny Snell Jr.**2019 – Won 8, Lost 5**

38	Toledo	24	Lexington	Aug 31
38	Eastern Michigan*	17	Lexington	Sept 7
21	Florida*	29	Lexington	Sept 14
13	Mississippi State	28	Starkville	Sept 21
7	South Carolina*	24	Columbia	Sept 28
24	Arkansas*	20	Lexington	Oct 12
0	Georgia*	21	Athens	Oct 19
29	Missouri*	7	Lexington	Oct 26
13	Tennessee*	17	Lexington	Nov 9
38	Vanderbilt	14	Nashville	Nov 16
50	UT Martin	7	Lexington	Nov 23
45	Louisville	13	Lexington	Nov 30

BELK BOWL

37	Virginia Tech	30	Charlotte	Dec 31
353	251			

COACH: Mark Stoops**CAPTS:** Lynn Bowden Jr., Kash Daniel, Logan Stenberg, Terry Wilson, Josh Paschal**# 2020 – Won 5, Lost 6**

13	Auburn	29	Auburn	Sept 26
41	Ole Miss (OT)	42	Lexington	Oct 3
24	Mississippi State*	2	Lexington	Oct 10
34	Tennessee	7	Knoxville	Oct 17
10	Missouri	20	Columbus	Oct 24
3	Georgia	14	Lexington	Oct 31
38	Vanderbilt	35	Lexington	Nov 14
3	Alabama	63	Tuscaloosa	Nov 21
10	Florida	34	Gainesville	Nov 28
41	South Carolina*	18	Lexington	Dec 5

TAXSLAYER GATOR BOWL

23	NC State	21	Jacksonville	Jan 2
----	----------	----	--------------	-------

240	285			
------------	------------	--	--	--

COACH: Mark Stoops**CAPTS:** Josh Ali, Quinton Bohanna, Yusuf Corker, Max Duffy, Drake Jackson, Josh Paschal, DeAndre Square, Boogie Watson, Terry Wilson and Landon Young

Due to COVID 19, 2020 was a 10-game, SEC-only regular season schedule

2021 – Won 10, Lost 3

45	ULM	10	Lexington	Sept 4
35	Missouri*	28	Lexington	Sept 11
28	Chattanooga	23	Lexington	Sept 18
16	South Carolina*	10	Columbia	Sept 25
20	Florida*	13	Lexington	Oct 2
42	LSU*	21	Lexington	Oct 9
13	Georgia	30	Athens	Oct 16
17	Mississippi State*	31	Starkville	Oct 30
42	Tennessee*	45	Lexington	Nov 6
34	Vanderbilt*	17	Nashville	Nov 13
56	New Mexico St.	10	Lexington	Nov 20
52	Louisville*	21	Louisville	Nov 27

VRBO CITRUS BOWL

20	Iowa	17	Orlando	Jan 1
432	276			

COACH: Mark Stoops**CAPTS:** Josh Ali, Yusuf Corker, Luke Fortner, Will Lewis, Marquan McCall, Josh Paschal, Chris Rodriguez Jr. and DeAndre Square**2022 – Won 7, Lost 6**

37	Miami (Ohio)*	13	Lexington	Sept 3
26	Florida*	16	Gainesville	Sept 10
31	Youngstown State	0	Lexington	Sept 17
31	Northern Illinois*	23	Lexington	Sept 24
19	Ole Miss	22	Oxford	Oct 1
14	South Carolina*	24	Lexington	Oct 8
27	Mississippi State*	17	Lexington	Oct 15
6	Tennessee*	44	Knoxville	Oct 29
21	Missouri	17	Columbia	Nov 5
21	Vanderbilt	24	Lexington	Nov 12
6	Georgia	16	Lexington	Nov 19
13	Louisville	26	Lexington	Nov 26

TRANSPERFECT MUSIC CITY BOWL

0	Iowa	21	Nashville	Dec 31
---	------	----	-----------	--------

COACH: Mark Stoops**CAPTS:** Will Lewis, Jordan Wright, Chris Rodriguez Jr., Deandre Square, JJ Weaver, Jacquez Jones, and Kenneth Horsey

* indicates night game

In 2021, defensive end Josh Paschal became the first player in school history to be elected team captain three straight seasons. Linebacker DeAndre Square was the second in 2022.



KENTUCKY'S GAME-WINNING SCORES IN THE FOURTH QUARTER

(Since 1940)

- Nov. 5, 2022 at Missouri: 22-yard touchdown pass from Will Levis to Dane Key with 5:18 left, won the game 21-17
- Jan. 1, 2022 vs. Iowa: 6-yard touchdown run by Chris Rodriguez Jr., with 1:48 left, won the game 20-17
- Sept. 18, 2021 vs. Chattanooga: 31-yard touchdown pass from Will Levis to Izayah Cummings with 10:18 left, put Kentucky up 21-16, went on to win 28-23
- Sept. 11, 2021 vs. Missouri: Eli Cox fumble recovery in the end zone with 11:28 left, won the game 35-28
- Dec. 31, 2019 vs. Virginia Tech: 13-yard touchdown pass from Lynn Bowden Jr. to Josh Ali with :19 seconds left, won the game 37-30
- Oct. 12, 2019 vs. Arkansas: 24-yard touchdown run by Lynn Bowden Jr. with 6:53 left, won the game 24-20
- Oct. 27, 2018 vs. Missouri: 2-yard touchdown pass from Terry Wilson to C.J. Conrad with 0:00 left, won the game 15-14
- Oct. 20, 2018 vs. Vanderbilt: 7-yard touchdown run by Benny Snell Jr., with 8:04 left, won the game 14-7
- Oct. 7, 2017 vs. Missouri: 53-yard field goal made by Austin MacGinnis with 9:40 left, put Kentucky up 37-34, went on to win 40-34
- Nov. 26, 2016 at Louisville: 47-yard field goal made by Austin MacGinnis with 12 seconds left, won the game 41-38
- Oct. 22, 2016 vs. Mississippi State: 51-yard field goal made by Austin MacGinnis as time expired, won the game 40-38
- Sep. 24, 2016 vs. South Carolina: one-yard touchdown run by Benny Snell with 10:21 left, won the game 17-10
- Sep. 5, 2015 vs. Louisiana-Lafayette: 12-yard touchdown run by Mikel Horton with 57 seconds left, won the game 40-33
- Oct. 4, 2014 vs. South Carolina: six-yard interception return for a touchdown by Bud Dupree with 2:29 left, won the game 45-38
- Nov. 5, 2011 vs. Ole Miss: 38-yard touchdown pass from Maxwell Smith to La'Rod King with 12:22 left, put Kentucky up 16-13, went on to win 30-13
- Oct. 16, 2010 vs. South Carolina: 24-yard touchdown pass from Mike Hartline to Randall Cobb with 1:15 left, won the game 31-28
- Nov. 21, 2009 at Georgia: one-yard touchdown run by Randall Cobb with 9:55 left, won the game 34-27
- Oct. 17, 2009 at Auburn: four-yard touchdown run by Randall Cobb with 3:17 left, won the game 21-14
- Sep. 19, 2009 vs. Louisville: 12-yard touchdown pass from Mike Hartline to Randall Cobb with 4:28 left, won the game 31-27
- Jan. 2, 2009 vs. ECU (Liberty Bowl): 56-yard fumble return for a touchdown by Ventrell Jenkins with 3:02 left, won the game 25-19
- Oct. 18, 2008 vs. Arkansas: 21-yard touchdown pass from Mike Hartline to Randall Cobb with 2:21 left, won the game 21-20
- Sep. 13, 2008 vs. Middle Tennessee State: six-yard touchdown pass from Mike Hartline to Derrick Locke with 12:20 left, put Kentucky up 17-14, went on to win 20-14
- Nov. 10, 2007 at Vanderbilt: four-yard touchdown run by Derrick Locke with 5:58 left, won the game 27-20
- Sep. 22, 2007 at Arkansas: 32-yard touchdown pass from Andre Woodson to Keenan Burton with 4:02 left, put Kentucky up 35-29, went on to win 42-29
- Sep. 15, 2007 vs. Louisville: 57-yard touchdown pass from Andre Woodson to Stevie Johnson with 28 seconds left, won the game 40-34
- Nov. 18, 2006 vs. Louisiana-Monroe: 34-yard field goal made by Lones Seiber with 14:08 left, put Kentucky up 36-34, went on to win 42-40
- Nov. 11, 2006 vs. Vanderbilt: three-yard touchdown run by Rafael Little with 13:16 left, put Kentucky up 24-20, went on to win 38-26
- Nov. 4, 2006 vs. Georgia: three-yard touchdown run by Tony Dixon with 1:21 left, won the game 24-20
- Sep. 10, 2005 vs. Idaho State: 99-yard kickoff return for a touchdown by Rafael Little with 4:51 left, put Kentucky up 34-29, went on to win 41-29
- Nov. 13, 2004 vs. Vanderbilt: 25-yard touchdown pass from Shane Boyd to Glenn Holt with 1:39 left, won the game 14-13
- Sep. 14, 2002 vs. Indiana: six-yard touchdown pass from Jared Lorenzen to Chase Harp with 14:54 left, put Kentucky up 21-17, went on to win 27-17
- Sep. 16, 2000 vs. Indiana: 21-yard fumble return for a touchdown by Matt Layow with 1:57 left, won the game 41-34
- Oct. 17, 1998 at LSU: 33-yard field goal made by Seth Hanson as time expired, won the game 39-36
- Sep. 19, 1998 vs. Indiana: 46-yard interception return for a touchdown by John Rader with 11:36 left, won the game 31-27
- Nov. 9, 1996 vs. Mississippi State: 24-yard touchdown pass from Billy Jack Haskins to Norman Mason with 7:03 left, won the game 24-21
- Sep. 21, 1996 vs. Indiana: 26-yard field goal made by Brian Johnson with 14 seconds left, won the game 3-0
- Oct. 14, 1995 vs. LSU: six-yard touchdown run by Raymond McLaurin with 9:06 left, put Kentucky up 21-16, went on to win 24-16
- Sep. 16, 1995 at Indiana: 42-yard touchdown run by Billy Jack Haskins with 13:10 left, put Kentucky up 14-10, went on to win 17-10
- Sep. 3, 1994 vs. Louisville: four-yard touchdown run by Antonio O'Ferral with 3:18 left, won the game 20-14
- Nov. 13, 1993 vs. East Carolina: 30-yard field goal made by Nicky Nickels with 28 seconds left, won the game 6-3
- Sep. 23, 1993 at South Carolina: one-yard touchdown run by Michael Woodfork with 4:55 left, won the game 21-17
- Nov. 2, 1991 vs. Cincinnati: 53-yard field goal made by Doug Pelfrey as time expired, won the game 20-17
- Nov. 10, 1990 vs. Vanderbilt: five-yard touchdown pass from Freddie Maggard to John Bolden with 10:31 left, won the game 28-21
- Oct. 27, 1990 vs. Georgia: 32-yard field goal made by Doug Pelfrey with seven seconds left, won the game 26-24
- Sep. 1, 1990 vs. Central Michigan: 32-yard field goal made by Doug Pelfrey with 12:23 left, won the game 20-17
- Nov. 11, 1989 at Vanderbilt: eight-yard touchdown run by Mike Thomas with 8:04 left, won the game 15-11
- Nov. 2, 1985 vs. East Tennessee State: eight-yard touchdown run by Ivy Joe Hunter, put Kentucky up 20-13, went on to win 23-13



- Sep. 21, 1985 vs. Tulane: 20-yard touchdown run by Mark Higgs with 2:17 left, won the game 16-11
- Dec. 29, 1985 vs. Wisconsin (Hall of Fame Bowl): 52-yard field goal made by Doug Pelfrey with 8:55 left, won the game 20-19
- Oct. 13, 1984 at Mississippi State: one-yard touchdown run by George Adams with 6:54 left, won the game 17-13
- Sep. 22, 1984 at Tulane: two-yard touchdown run by George Adams with 8:58 remaining, won the game 30-26
- Nov. 7, 1981 at Vanderbilt: 87-yard punt return for a touchdown by Andy Molls with 5:29 left, won the game 17-10
- Sep. 27, 1980 vs. Bowling Green: one-yard touchdown run by Randy Brooks, put Kentucky up 21-14, went on to win 21-20
- Sep. 6, 1980 vs. Utah State: one-yard touchdown run by Terry Henry with 11:06 left, put Kentucky up 14-10, went on to win 17-10
- Sep. 23, 1978 vs. Baylor: 10-yard touchdown pass from Mike Deaton to Greg Nord, won the game 25-21
- Nov. 19, 1977 vs. Tennessee: one-yard touchdown run by Derrick Ramsey with 5:29 left, won the game 21-17
- Sep. 10, 1977 vs. North Carolina: one-yard touchdown run by Derrick Ramsey with 2:33 left, won the game 10-7
- Nov. 16, 1974 vs. Florida: one-yard touchdown run by Steve Campassi, put Kentucky up 31-24, went on to win 41-24
- Oct. 19, 1974 vs. LSU: one-yard touchdown run by Sonny Collins with 3:05 left, won the game 20-13
- Nov. 11, 1972 vs. Vanderbilt: four-yard touchdown run by Sonny Collins with 12:40 left, won the game 14-13
- Nov. 6, 1971 at Vanderbilt: 43-yard interception return for a touchdown by Darryl Bishop as time expired, won the game 14-7
- Sep. 11, 1971 at Clemson: 27-yard field goal made by Tom Kirk with 4:57 left, won the game 13-10
- Sep. 21, 1968 vs. Missouri: 26-yard touchdown run by Dicky Lyons, Sr. with 4:38 left, won the game 12-6
- Nov. 11, 1967 at Vanderbilt: one-yard touchdown run by Dave Bair with 1:02 left, won the game 12-7
- Nov. 5, 1966 vs. Vanderbilt: one-yard touchdown run by Dicky Lyons, Sr. with 2:51 left, won the game 14-10
- Oct. 9, 1965 vs. Florida State: one-yard touchdown run by Rodger Bird with 2:26 left, won the game 26-24
- Nov. 21, 1964 at Tennessee: 32-yard touchdown pass from Rick Norton to Rick Kestner with 11:46 left, won the game 12-7
- Sep. 26, 1964 at Ole Miss (Jackson, MS): 22-yard touchdown pass from Rick Norton to Rick Kestner with 2:38 left, won the game 27-21
- Sep. 19, 1964 vs. Detroit: one-yard touchdown run by Rodger Bird with 3:50 left, won the game 13-6
- Nov. 24, 1962 at Tennessee: 19-yard field goal made by Clarkie Mayfield with 16 seconds left, won the game 12-10
- Nov. 10, 1962 vs. Vanderbilt: 16-yard touchdown run by Darrell Cox with 13:15 left, won the game 7-0
- Oct. 7, 1961 at Auburn: six-yard touchdown pass from Jerry Woolum to Tom Hutchinson with 3:12 left, won the game 14-12
- Oct. 15, 1960 vs. LSU: 28-yard field goal made by Clarkie Mayfield with 2:32 left, won the game 3-0
- Nov. 15, 1958 vs. Xavier: six-yard touchdown run by Calvin Bird, put Kentucky up 7-0, went on to win 20-6
- Oct. 27, 1956 at Georgia: 43-yard touchdown pass from Kenny Robertson to John Cornelius with 2 minutes left, won the game 14-7
- Oct. 29, 1955 vs. Rice: 12-yard touchdown run by Bob Hardy with 3:40 left, won the game 20-16
- Oct. 22, 1955 vs. Florida: 20-yard field goal made by Delmar Hughes with 34 seconds left, won the game 10-7
- Sep. 24, 1955 vs. Ole Miss: one-yard touchdown run by Bob Hardy with 11:47 left, won the game 21-14
- Nov. 20, 1954 at Tennessee: 22-yard touchdown pass from Bob Hardy to Howard Schnellenberger with 3:20 left, won the game 14-13
- Oct. 9, 1954 vs. Auburn: one-yard touchdown run by Bob Hardy with 8:31 left, won the game 21-14
- Oct. 2, 1954 vs. LSU: four-yard touchdown run by Dick Mitchell with 1:03 left, won the game 7-6
- Nov. 21, 1953 vs. Tennessee: 22-yard touchdown run by Ralph Paolone with 6 minutes left, won the game 27-21
- Sep. 29, 1945 vs. Cincinnati: 59-yard touchdown run by Jim Barnett, won the game 13-7

ALL-TIME COMEBACK WINS

1. -18 Oct. 16, 2010: Trained South Carolina 28-10 in the third quarter, went on to win 31-28 (at Kentucky)
2. -17 Sept. 19, 1998: Trained Indiana 20-3 in the second quarter, went on to win 31-27 (at Kentucky)
- 17 Oct. 25, 2003: Trained Mississippi State 17-0 in the second quarter, went on to win 42-17 (at Kentucky)
4. -14 Nov. 2, 1991: Trained Cincinnati 14-0 in the second quarter, went on to win 20-17 (at Kentucky)
- 14 Nov. 21, 2009: Trained Georgia 27-13 in the third quarter, went on to win 34-27 (at Georgia)
- 14 **Oct. 4, 2014: Trained South Carolina 38-24 in the fourth quarter, went on to win 45-38 (at Kentucky)**
- 14 **Oct. 3, 2015: Trained Eastern Ky. 27-13 in the fourth quarter, went on to win 34-27 in overtime (at Kentucky)**
8. -13 Oct. 17, 1914: Trained Mississippi A&M (now Mississippi State) 13-0 in the second quarter, went on to win 19-13 (at Kentucky)
- 13 Dec. 29, 1984: Trained Wisconsin 13-0 in the first quarter of the Hall of Fame Bowl, went on to win 20-19
- 13 Sept. 16, 2000: Trained Indiana 20-7 in the second quarter, went on to win 41-34 (at Kentucky)
- 13 Nov. 13, 2004: Trained Vanderbilt 13-0 in the fourth quarter, went on to win 14-13 (at Kentucky)
- 13 Sept. 22, 2007: Trained Arkansas 20-7 in the second quarter, went on to win 42-29 (at Arkansas)
- 13 Oct. 13, 2007: Trained LSU 27-14 in the third quarter, went on to win 43-37 in three overtimes (at Kentucky)
- 13 Oct. 18, 2008: Trained Arkansas 20-7 in the fourth quarter, went on to win 21-20 (at Kentucky)
- 13 Jan. 2, 2009: Trained East Carolina 16-3 in the third quarter of the Liberty Bowl, went on to win 25-19
- 13 **Nov. 19, 2016: Trained Austin Peay 13-0 in the second quarter, went on to win 49-13 (at Kentucky)**
- 13 **Oct. 12, 2019: Trained Arkansas 13-0 in the second quarter, went on to win 24-20 (at Kentucky)**
18. -11 Nov. 16, 1974: Trained Florida 17-6 in the second quarter, went on to win 41-24 (at Kentucky)
- 11 Nov. 9, 1996: Trained Mississippi State 14-3 in the second quarter, went on to win 24-21 (at Kentucky)
- 11 Nov. 7, 1998: Trained Mississippi State 29-18 in the third quarter, went on to win 37-35 (at Kentucky)
- 11 Nov. 4, 2006: Trained Georgia 14-3 in the second quarter, went on to win 24-20 (at Kentucky)
- 11 **Oct. 11, 2014: Trained Louisiana-Monroe 14-3 in the second quarter, went on to win 48-14 (at Kentucky)**
- 11 **Oct. 22, 2016: Trained Mississippi State 14-3 in the second quarter, went on to win 40-38 (at Kentucky)**
- 11 **Oct. 27, 2018: Trained Missouri 14-3 in the fourth quarter, went on to win 15-14 (at Missouri)**
- 11 **Nov. 16, 2019: Trained Vanderbilt 14-3 in the first quarter, went on to win 38-14 (at Vanderbilt)**
24. -10 Nov. 1, 1913: Trained Earlham 10-0 in the second quarter, went on to win 28-10 (at Kentucky)
- 10 Oct. 23, 1965: Trained Georgia 10-0 in the second quarter, went on to win 28-10 (at Kentucky)
- 10 Nov. 5, 1966: Trained Vanderbilt 10-0 in the fourth quarter, went on to win 14-10 (at Kentucky)
- 10 Oct. 1, 1977: Trained Penn State 10-0 in the first quarter, went on to win 24-20 (at Penn State)
- 10 Oct. 14, 1978: Trained Ole Miss 10-0 in the third quarter, went on to win 24-17 (at Ole Miss)
- 10 Nov. 7, 1981: Trained Vanderbilt 10-0 in the second quarter, went on to win 17-10 (at Vanderbilt)
- 10 Oct. 12, 1985: Trained Mississippi State 10-0 in the second quarter, went on to win 33-19 (at Kentucky)
- 10 Oct. 27, 1990: Trained Georgia 10-0 in the second quarter, went on to win 26-24 (at Kentucky)
- 10 Sept. 23, 1993: Trained South Carolina 17-7 in the fourth quarter, went on to win 21-17 (at South Carolina)
- 10 Sept. 16, 1995: Trained Indiana 10-0 in the second quarter, went on to win 17-10 (at Indiana)
- 10 Sept. 10, 2011: Trained Central Michigan 13-3 in the second quarter, went on to win 27-13 (at Kentucky)
- 10 **Nov. 26, 2016: Trained Louisville 24-14 in the second quarter, went on to win 41-38 (at Louisville)**
- 10 **Sept. 9, 2017: Trained Eastern Kentucky 13-3 in the second quarter, went on to win 27-16 (at Kentucky)**
- 10 **Sept. 1, 2017: Trained Central Michigan 17-7 in the second quarter, went on to win 35-20 (at Kentucky)**
- 10 **Dec. 31, 2019: Trained Virginia Tech 17-7 in the second quarter, went on to win 37-30 (in the Belk Bowl)**

Note - Games in bold under Coach Mark Stoops



KENTUCKY IN OVERTIME GAMES (3-8)

Date	Opponent	Home/Away	Number of Overtimes	Final Score
Oct. 4, 1997	Alabama	Home	1	W, 40-34
Sept. 2, 2000	Louisville	Away	1	L, 40-34
Nov. 1, 2003	Arkansas	Home	7 (NCAA record)	L, 71-63
Oct. 13, 2007	LSU	Home	3	W, 43-37
Nov. 24, 2007	Tennessee	Home	4	L, 52-50
Nov. 28, 2009	Tennessee	Home	1	L, 30-24
Sept. 15, 2012	Western Kentucky	Home	1	L, 32-31
Sept. 13, 2014	Florida	Away	3	L, 36-30
Oct. 3, 2015	Eastern Kentucky	Home	1	W, 34-27
Oct. 6, 2018	Texas A&M	Away	1	L, 20-14
Oct. 3, 2020	Ole Miss	Home	1	L, 42-41

GAME-WINNING FIELD GOALS IN FINAL MINUTE

Name	Date	Opponent	Distance of FG	Time	Final Score
Austin MacGinnis	Nov. 26, 2016	at Louisville	47	:12	41-38
Austin MacGinnis	Oct. 22, 2016	Mississippi State	51	:00	40-38
Seth Hanson	Oct. 17, 1998	at LSU	33	:00	39-36
Brian Johnson	Sept. 21, 1996	Indiana	36	:14	3-0
Nicky Nickels	Nov. 13, 1993	East Carolina	29	:28	6-3
Doug Pelfrey	Nov. 2, 1991	Cincinnati	53	:00	20-17
Doug Pelfrey	Oct. 27, 1990	Georgia	32	:07	26-24
Clarkie Mayfield	Nov. 24, 1962	at Tennessee	19	:16	12-10
Delmar Hughes	Oct. 22, 1955	Florida	20	:34	10-7