



KENTUCKY

FOOTBALL

KENTUCKY

Date	Opponent (TV)	Time
9/2	BALL STATE (SECN)	W, 44-14
9/9	EKU (SECN+)	W, 28-17
9/16	AKRON (ESPNU)	W, 35-3
9/23	at Vanderbilt (SECN)	W, 45-28
9/30	22/23 FLORIDA (ESPN)	NOON ET
10/7	at Georgia (ESPN)	7 p.m. ET
10/14	MISSOURI (TBA)	TBA
10/28	TENNESSEE (TBA)	TBA
11/4	at Miss. State (TBA)	TBA
11/11	ALABAMA (TBA)	TBA
11/18	at South Carolina (TBA)	TBA
11/25	at Louisville (TBA)	TBA

* SEC game; Home games in bold



RV/RV KENTUCKY VS 22/23 FLORIDA
SATURDAY, SEPT. 30
NOON ET • ESPN
LEXINGTON, KY.
KROGER FIELD



WILDCATS

2023 Record / SEC Record 4-0 / 1-0
 AP / AFCA Coaches Poll RV / RV
 Head Coach Mark Stoops
 Record at Kentucky (Years) 70-59 (11th)
 Career Record (Years) Same
 Last Game W, 45-28, at Vanderbilt (9/23)

GATORS

2023 Record / SEC Record 3-1 / 1-0
 AP / AFCA Coaches Poll 22 / 23
 Head Coach Billy Napier
 Record at Florida (Years) 9-8 (2nd)
 Career Record (Years) 49-20 (6th)
 Last Game W, 22-7, vs. Charlotte (9/23)

WILDCATS PLAY HOST TO RANKED GATORS FOR SEC HOME OPENER

The University of Kentucky football program will play host to No. 22/23 Florida for its Southeastern Conference home opener Saturday in front of a sold-out crowd. It will mark UK's first ranked matchup of the season. Despite UK's 6-34 all-time record against ranked-UF teams, the Wildcats have defeated ranked-Gators teams for the past two seasons and for three of the past five seasons (including 2018, 2021 and 2022). Moreover, UK has a chance to improve to a three-game win streak over UF, which would be its third all-time in program history and its first since 1948-1951.

Kentucky football head coach Mark Stoops, who just eclipsed 70 wins in Blue and White last weekend, also will try to claim his 50th win inside Kroger Field this Saturday, while he hopes to pick up his fifth SEC home opener win at the helm of the program.

ABOUT THE GAME

TV | ESPN/SEC NETWORK

Play-by-Play Joe Tessitore
 Analyst Jesse Palmer
 Sideline Katie George

RADIO | UK SPORTS NETWORK

Play-by-Play Tom Leach
 Analyst Jeff Picoro
 Sideline Dick Gabriel

SATELLITE RADIO

Sirius 109 or 190
 SXM APP siriusxm.us/SXM961

INTERNET RADIO | UKATHLETICS.COM

Free live audio

LIVE STATS | UKATHLETICS.COM

Free live stats

TICKET INFORMATION | UKATHLETICS.COM

BY THE NUMBERS

- 2** 10-WIN SEASONS IN PAST SIX YEARS
- 7** STRAIGHT BOWL APPEARANCES (UK RECORD)
- 19** STRAIGHT REGULAR-SEASON VICTORIES VS. NONCONFERENCE OPPONENTS
- 44** WINS SINCE START OF 2018, TIED FOR THE 15TH MOST AMONG POWER FIVE PROGRAMS
- 70** COACH STOOPS CAREER WINS, MOST IN SCHOOL HISTORY

QUICK NOTES

- The Wildcats are in their 133rd football season in 2023.
- For the third straight year, Kentucky has begun the season 4-0.
 - It is only the second time in program history that UK has begun its season 4-0 for three straight seasons, also in 1909-11.
- The Wildcats are celebrating their 50th anniversary of the opening of Kroger Field this season, which was formerly named Commonwealth Stadium.
 - The Cats are 185-141-4 (.567) all-time in Kroger Field, including 49-25 (.662) under Mark Stoops.
 - The Cats have won 16 of their past 20 games at Kroger Field.
- UK was picked to finish fourth in the SEC Eastern Division in a 2023 SEC Preseason Media Poll, behind defending national champion Georgia, then Tennessee and South Carolina.
 - Three Wildcats were named to the 2023 Preseason Media Days All-SEC Teams, including sophomore Deone Walker (Second Team Defense), graduate students Eli Cox (Third Team Offense) and J.J. Weaver (Third Team Defense).
- The Wildcats began the season receiving votes in both the Associated Press Poll and AFCA Coaches Poll, and have remained there through Week 5.
 - It marked the second consecutive season UK has been ranked or receiving votes in the preseason edition of both major polls.

- continued on page 6-





2023 GAME NOTES

ALPHABETICAL ROSTER

21	Nasir Addison	DB	6-0	187	Fr-HS
3	Alex Afari Jr.	DB	6-2	214	So-1L
21	Santos Alvarez	WR	5-11	163	Fr-HS
82	Khamari Anderson	TE	6-5	238	Fr-HS
15	Jareemiah Anglin Jr.	DB	6-1	185	Fr-HS
87	Ardell Banks	WR	6-3	187	Fr-HS
80	Brenden Bates	TE	6-5	251	%Sr-4L
98	Isaiah Beasley	DL	5-11	292	Sr-Sq
38	Henry Bennett	RB	5-10	203	Fr-HS
37	Michael Bernard	K	6-3	205	Sr-Tr
93	Wilson Berry	P	6-4	213	So-Sq
59	Lincoln Billiter	DL	6-3	272	Fr-HS
65	Grant Bingham	OL	6-5	321	Fr-RS
51	Tanner Bowles	OL	6-5	306	Sr-Tr
5	Anthony Brown	WR	5-10	168	Fr-HS
7	Barion Brown	WR	6-1	174	So-1L
34	Jayvant Brown	ILB	6-0	226	Fr-HS
45	Jase Bruner	OLB	6-2	227	Sr-Sq
14	Ty Bryant	DB	6-0	187	Fr-HS
64	Jackson Bunn	OL	6-2	285	Fr-HS
62	Jager Burton	OL	6-4	307	So-1L
45	Darius Cannon	WR	5-9	175	Fr-HS
11	Zion Childress	DB	6-0	201	Jr-1L
52	Ben Christman	OL	6-6	321	So-Tr
38	Cannon Coffee	DB	5-11	167	Fr-HS
75	Eli Cox	OL	6-4	311	Sr-3L
69	Marques Cox	OL	6-5	311	Sr-Tr
3	Dekel Crowdus	WR	5-10	171	So-1L
8	Izayah Cummings	TE	6-3	232	Sr-3L
48	Mason Dailey	ILB	5-11	220	Fr-HS
53	Hayden Dawahare	ILB	6-3	228	Fr-HS
1	Ray Davis	RB	5-10	216	Sr-Tr
27	Max DeGraff	WR	5-11	154	Fr-HS
34	Trey Dennis	WR	5-8	138	Jr-Sq
85	Jordan Dingle	TE	6-4	238	So-1L
47	Justice Dingle II	FB	6-3	261	%Sr-Sq
95	Jamarius Dinkins	DL	6-5	280	So-1L
10	Jantzen Dunn	DB	6-0	182	So-Tr
42	Tyreese Fearbry	OLB	6-5	233	Fr-RS
77	Jeremy Flax	OL	6-6	325	Sr-1L
74	Courtland Ford	OL	6-6	315	Jr-Tr
40	Luke Fulton	ILB	6-4	225	Sr-Sq
94	Tavion Gadson	DL	6-5	275	Fr-HS
46	Ron Gaines	LS	6-5	250	%Sr-Tr
86	Dylan Gary	WR	6-4	198	So-Sq
4	Jalen Geiger	DB	6-1	199	Sr-3L
99	Kendrick Gilbert	DL	6-5	292	Fr-HS
22	Grant Godfrey	OLB	6-3	227	Fr-HS
36	Da'min Green	DB	5-10	190	Fr-HS
31	Maxwell Hairston	DB	6-1	181	So-1L
70	Nikolas Hall	OL	6-6	314	Fr-RS
19	Shane Hamm	QB	5-11	209	So-Tr
6	Jonquis "JQ" Hardaway	DB	6-3	194	So-Tr
97	Josaih Hayes	DL	6-3	317	Sr-3L
50	Darrion Henry-Young	DL	6-4	264	Jr-1L
56	Walker Himebauch	LS	6-0	228	Fr-HS
16	Deuce Hogan	QB	6-4	217	Jr-Sq
68	Kenneth Horsey	OL	6-3	311	%Sr-4L
57	Max Ishmael	OL	6-3	316	Fr-HS
54	D'Eryk Jackson	ILB	6-1	245	Sr-3L
26	Ramon Jefferson	RB	5-10	210	%Sr-Sq
33	Jaquez Keyes	RB	6-0	214	Fr-Tr
81	Cole Lanter	WR	5-11	182	So-Sq
37	Spencer Leadbetter	WR	6-3	200	Fr-HS
13	Devin Leary	QB	6-1	217	Sr-Tr

NUMERICAL ROSTER

0*	Demie Sumo-Karngbaye	RB	6-0	210	Jr-Tr	Willingboro, N.J. (NC State/Willingboro)
0*	Deone Walker	DL	6-6	348	So-1L	Detroit, Mich. (Cass Tech)
1	Ray Davis	RB	5-10	216	Sr-Tr	San Francisco, Calif. (Vanderbilt/Temple/Blair Academy)
2	Shamar Porter	WR	6-2	205	Fr-HS	Nashville, Tenn. (Ensworth)
3*	Alex Afari Jr.	DB	6-2	214	So-1Lk	Cincinnati, Ohio (Lakota West)
3*	Dekel Crowdus	WR	5-10	171	So-1L	Lexington, Ky. (Frederick Douglass)
4*	Jalen Geiger	DB	6-1	199	Sr-3L	Columbia, S.C. (Spring Valley)
4*	JuTahn McClain	RB	5-9	198	Sr-3L	Fairfield, Ohio (Fairfield)
5	Anthony Brown	WR	5-10	168	Fr-HS	Springfield, Ohio (Springfield)
6*	Jonquis "JQ" Hardaway	DB	6-3	194	So-Tr	Columbus, Ga. (Cincinnati/Central-Phenix City, Ala.)
6*	Dane Key	WR	6-3	195	So-1L	Lexington, Ky. (Frederick Douglass)
7	Barion Brown	WR	6-1	174	So-1L	Nashville, Tenn. (Pearl-Cohn)
8*	Izayah Cummings	TE	6-3	232	Sr-3L	Louisville, Ky. (Male)
8*	Octavious Oxendine	DL	6-1	276	Sr-3L	Radcliff, Ky. (North Hardin)
9*	Tayvion Robinson	WR	5-11	194	%Sr-1L	Virginia Beach, Va. (Virginia Tech/Cox)
9*	Keeshawn Silver	DL	6-4	322	So-Tr	Rocky Mount, N.C. (North Carolina/Rocky Mount)
10*	Jantzen Dunn	DB	6-0	182	So-Tr	Bowling Green, Ky. (Ohio State/South Warren)
10*	Jamarion Wilcox	RB	5-10	184	Fr-HS	Douglasville, Ga. (South Paulding)
11	Zion Childress	DB	6-0	201	Jr-1L	Houston, Texas (Texas State/New Caney)
12*	Chance Poore	K	6-2	213	%Sr-4L	Anderson, S.C. (Westside)
12*	Kaiya Sheron	QB	6-3	210	So-Sq	Somerset, Ky. (Somerset)
13*	Devin Leary	QB	6-1	217	Sr-Tr	Sicklerville, N.J. (NC State/Timber Creek)
13*	J.J. Weaver	OLB	6-5	244	Sr-3L	Louisville, Ky. (Moore Traditional)
14	Ty Bryant	DB	6-0	187	Fr-HS	Lexington, Ky. (Frederick Douglass)
15*	Jareemiah Anglin Jr.	DB	6-1	185	Fr-HS	Lake Wales, Fla. (Lake Wales)
15*	Destin Wade	QB	6-3	223	Fr-RS	Spring Hill, Tenn. (Summit)
16*	Deuce Hogan	QB	6-4	217	Jr-Sq	Southlake, Texas (Iowa/Grapevine Faith Christian)
16*	Alex Raynor	K	6-0	178	Sr-Tr	Kennesaw, Georgia (Georgia Southern/Harrison)
17	Daveren Rayner	ILB	6-2	217	Sr-Tr	Indianapolis, Indiana (Northern Illinois/Lawrence Central)
18	Brandon White	WR	5-9	167	Fr-RS	Cincinnati, Ohio (Archbishop Moeller)
19	Shane Hamm	QB	5-11	209	So-Tr	North Jackson, Ohio (Dayton/Hoban)
20	Keaten Wade	OLB	6-5	250	So-1L	Spring Hill, Tenn. (Summit)
21*	Nasir Addison	DB	6-0	187	Fr-HS	Newark, N.J. (Irvington)
21*	Santos Alvarez	WR	5-11	163	Fr-HS	Cincinnati, Ohio (Anderson)
22	Grant Godfrey	OLB	6-3	227	Fr-HS	Suwanee, Ga. (North Gwinnett)
23	Andru Phillips	DB	6-0	187	Jr-2L	Mauldin, S.C. (Mauldin)
24	Elijah Reed	DB	6-3	185	Fr-RS	Louisville, Ky. (Pleasure Ridge Park)
25	Jordan Lovett	DB	6-2	195	So-1L	Radcliff, Ky. (North Hardin)
26	Ramon Jefferson	RB	5-10	210	%Sr-Sq	Bronx, N.Y. (Sam Houston State/Garden City CC/Maine/Truman)
27	Max DeGraff	WR/K	5-11	154	Fr-HS	Lexington, Ky. (Lexington Catholic)
28	Jordan Robinson	DB	6-4	208	So-RS	Columbia, S.C. (Livingstone College/Westwood)
29*	Jackson Schulz	DB	6-2	202	So-Sq	Louisville, Ky. (Trinity)
29*	La'Ve'll Wright	RB	6-0	214	So-1L	Louisville, Ky. (North Hardin)
30	Avery Stuart	DB	6-2	186	Fr-HS	Montgomery, Ala. (Alabama Christian)
31	Maxwell Hairston	DB	6-1	181	So-1L	West Bloomfield, Mich. (West Bloomfield)
32	Trevin Wallace	ILB	6-2	241	Jr-2L	Jesup, Ga. (Wayne County)
33*	Jaquez Keyes	RB	6-0	214	Fr-Tr	Ironton, Ohio (Wake Forest/Ironton)
33*	Carson Wright	ILB	5-10	205	Fr-HS	Pikeville, Ky. (Pikeville)
34*	Jayvant Brown	ILB	6-0	226	Fr-HS	Deerfield Beach, Fla. (St. Thomas Aquinas)
34*	Trey Dennis	WR	5-8	138	Jr-Sq	Lexington, Ky. (Sayre)
35	Jackson Moore	K	5-10	156	Fr-HS	Waxhaw, N.C. (Marvin Ridge)
36*	Da'min Green	DB	5-10	190	Fr-HS	Lexington, Ky. (Bryan Station)
36*	Chy Rivers	WR	5-8	164	Fr-HS	Baton Rouge, La. (Parkview Baptist School)
37*	Michael Bernard	K	6-3	205	Sr-Tr	Clayton, Mo. (Fordham/Clayton)
37*	Spencer Leadbetter	WR	6-3	200	Fr-HS	Glenview, Ill. (Loyola Academy)
38*	Henry Bennett	RB	5-10	203	Fr-HS	West Palm Beach, Fla. (Cardinal Newman)
38*	Cannon Coffee	DB	5-11	167	Fr-HS	Indianapolis, Ind. (North Central)
39*	Jackson Smith	K	5-11	204	Fr-RS	Danville, Ky. (Boyle County)
39*	Josh Terrell	WR	5-10	189	So-Sq	Fort Worth, Texas (Grapevine Faith Christian)
40	Luke Fulton	ILB	6-4	225	Sr-Sq	Youngstown, Ohio (Michigan State/Cardinal Mooney)
42	Tyreese Fearbry	OLB	6-5	233	Fr-RS	Pittsburgh, Pa. (Perry Traditional Academy)
43	Landon Marcum	OLB	6-2	195	Fr-HS	Winchester, Ky. (George Rogers Clark)
44	Martez Thrower	ILB	6-2	224	Jr-2L	Rochelle, Ga. (Wilcox County)
45*	Jase Bruner	OLB	6-2	227	Sr-Sq	Science Hill, Ky. (Somerset)
45*	Darius Cannon	WR	5-9	175	Fr-HS	Gainesville, Ga. (Gainesville)
46	Ronald Gaines	LS	6-5	250	%Sr-Tr	Chicago, Ill. (Temple/Simeon)
47*	Justice Dingle II	FB	6-3	261	%Sr-Sq	Bowling Green, Ky. (Georgia Tech/Bowling Green HS)
47*	Jarard Moseley	DB	6-2	183	So-Sq	West Palm Beach, Fla. (Cardinal Newman)



ALPHABETICAL ROSTER

88	Tanner Lemaster	TE	6-5	253	Fr-HS
25	Jordan Lovett	DB	6-2	195	So-1L
43	Landon Marcum	OLB	6-2	195	Fr-HS
55	Noah Matthews	OLB	6-5	237	Fr-RS
4	JuTahn McClain	RB	5-9	198	Sr-3L
66	Tino Merlo	OL	6-2	279	Fr-HS
83	Jack Monday	TE	6-1	224	So-Sq
35	Jackson Moore	K	5-10	156	Fr-HS
47	Jaraid Mosely	DB	6-2	183	So-Sq
60	Braiden Myers	OL	6-3	274	Fr-HS
8	Octavious Oxendine	DL	6-1	276	Sr-3L
58	Lucas Padgett	OL	6-4	315	Jr-Sq
61	Nick Pearson	OL	6-3	291	Fr-HS
55	Clay Perry	LS	6-0	199	Sr-2L
23	Andru Phillips	DB	6-0	187	Jr-2L
12	Chance Poore	K	6-2	213	%Sr-4L
2	Shamar Porter	WR	6-2	205	Fr-HS
76	Austin Ramsey	OL	6-4	335	Fr-HS
73	Dylan Ray	OL	6-6	305	So-Tr
17	Daveren Rayner	ILB	6-2	217	Sr-Tr
16	Alex Raynor	K	6-0	178	Sr-Tr
24	Elijah Reed	DB	6-3	185	Fr-RS
36	Chy Rivers	WR	5-8	164	Fr-HS
28	Jordan Robinson	DB	6-4	208	So-RS
9	Tayvion Robinson	WR	5-11	194	%Sr-1L
67	Paul Rodriguez	OL	6-5	324	So-Sq
90	Tre'vonn Rybka	DL	6-4	276	Jr-2L
92	Kahlil Saunders	DL	6-5	285	So-1L
29	Jackson Schulz	DB	6-2	202	So-Sq
12	Kaiya Sheron	QB	6-3	210	So-Sq
9	Keeshawn Silver	DL	6-4	322	So-Tr
63	Edric Simmons	DL	6-2	276	Fr-HS
39	Jackson Smith	K	5-11	204	Fr-RS
30	Avery Stuart	DB	6-2	186	Fr-HS
0	Demie Sumo-Karngbaye	RB	6-0	210	Jr-Tr
39	Josh Terrell	WR	5-10	189	So-Sq
44	Martez Thrower	ILB	6-2	224	Jr-2L
48	Jack Varga	FB	5-11	222	Sr-Sq
15	Destin Wade	QB	6-3	223	Fr-RS
20	Keaton Wade	OLB	6-5	250	So-1L
0	Deone Walker	DL	6-6	348	So-1L
32	Trevin Wallace	ILB	6-2	241	Jr-2L
13	J.J. Weaver	OLB	6-5	244	Sr-3L
18	Brandon White	WR	5-9	167	Fr-RS
10	Jamarion Wilcox	RB	5-10	184	Fr-HS
49	Jai Williams	OLB	6-5	214	Jr-Sq
71	Malachi Wood	OL	6-8	283	Fr-HS
33	Carson Wright	ILB	5-10	205	Fr-HS
29	La'Ve'll Wright	RB	6-0	214	So-1L
96	Tommy Ziesmer	DL	6-2	257	Fr-HS

NUMERICAL ROSTER

48*	Mason Dailey	ILB	5-11	220	Fr-HS	Milton, Ga. (Saint Francis)
48*	Jack Varga	FB	5-11	222	Sr-Sq	Louisville, Ky. (St. Xavier)
49	Jai Williams	OLB	6-5	214	Jr-Sq	Lake Forest, Ill. (Lake Forest)
50*	Darrion Henry-Young	DL	6-4	264	Jr-1L	Cincinnati, Ohio (Ohio State/Princeton HS)
50*	Koby Keenum	OL	6-4	295	Fr-HS	Florence, Ala. (Mars Hill Bible School)
51	Tanner Bowles	OL	6-5	306	Sr-Tr	Glasgow, Ky. (Alabama/Glasgow)
52	Ben Christman	OL	6-6	321	So-Tr	Akron, Ohio (Ohio State/Revere)
53	Hayden Dawahare	ILB	6-3	228	Fr-HS	Lexington, Ky. (Lexington Catholic)
54	D'Eryk Jackson	ILB	6-1	245	Sr-3L	Dublin, Ga. (West Laurens)
55*	Noah Matthews	OLB	6-5	237	Fr-RS	Bridgeville, Del. (Woodbridge)
55*	Clay Perry	LS	6-0	199	Sr-2L	Upton, Ky. (Central Hardin)
56	Walker Himebauch	LS	6-0	228	Fr-HS	Colorado Springs, Colo. (Palmer Ridge)
57	Max Ishmael	OL	6-3	316	Fr-HS	Lexington, Ky. (Lexington Christian)
58	Lucas Padgett	OL	6-4	315	Jr-Sq	Birmingham, Ala. (La Cueva)
59	Lincoln Billiter	DL	6-3	272	Fr-HS	Virgie, Ky. (Shelby Valley)
60	Braiden Myers	OL	6-3	274	Fr-HS	Somerset, Ky. (Southwestern)
61	Nick Pearson	OL	6-3	291	Fr-HS	Milton, Ga. (Blessed Trinity)
62	Jager Burton	OL	6-4	307	So-1L	Lexington, Ky. (Frederick Douglass)
63	Edric Simmons	DL	6-2	276	Fr-HS	Nashville, Tenn. (Brentwood Academy)
64	Jackson Bunn	OL	6-2	285	Fr-HS	Oxford, Ala. (Oxford)
65	Grant Bingham	OL	6-5	321	Fr-RS	Johnson County, Ky. (Johnson Central)
66	Tino Merlo	OL	6-2	279	Fr-HS	Youngstown, Ohio (Cardinal Mooney)
67	Paul Rodriguez	OL	6-5	324	So-Sq	Mason, Ohio (William Mason)
68	Kenneth Horsey	OL	6-3	311	%Sr-4L	Sanford, Fla. (Sanford Seminole)
69	Marques Cox	OL	6-5	311	Sr-Tr	Peoria, Ill. (Northern Illinois/Peoria)
70	Nikolas Hall	OL	6-6	314	Fr-RS	Austin, Texas (Akins)
71	Malachi Wood	OL	6-8	283	Fr-HS	Richmond, Ky. (Madison Central)
73	Dylan Ray	OL	6-6	305	So-Tr	Noblesville, Indiana (West Virginia/Noblesville)
74	Courtland Ford	OL	6-6	315	Jr-Tr	Peoria, Ill. (Southern California/Cedar Hill (Texas))
75	Eli Cox	OL	6-4	311	Sr-3L	Nicholasville, Ky. (West Jessamine)
76	Austin Ramsey	OL	6-4	335	Fr-HS	Philadelphia, Pa. (Roman Catholic)
77	Jeremy Flax	OL	6-6	325	Sr-1L	Detroit, Mich. (Independence CC/Robichaud)
80	Brenden Bates	TE	6-5	251	%Sr-4L	Cincinnati, Ohio (Archbishop Moeller)
81	Cole Lanter	WR	5-11	182	So-Sq	Danville, Ky. (Boyle County)
82	Khamari Anderson	TE	6-5	238	Fr-HS	Detroit, Mich. (Cass Tech)
83	Jack Monday	TE	6-1	224	So-Sq	Lexington, Ky. (Lexington Catholic)
84	Josh Kattus	TE	6-4	231	So-1L	Cincinnati, Ohio (Archbishop Moeller)
85	Jordan Dingle	TE	6-4	238	So-1L	Bowling Green, Ky. (Bowling Green HS)
86	Dylan Gary	WR	6-4	198	So-Sq	Sugar Hill, Ga. (North Gwinnett)
87	Ardell Banks	WR	6-3	187	Fr-HS	Massillon, Ohio (Massillon)
88	Tanner Lemaster	TE	6-5	253	Fr-HS	Washington Court House, Ohio (Washington)
90	Tre'vonn Rybka	DL	6-4	276	Jr-2L	Dickson, Tenn. (Dickson County)
91	Heath Jehu	P	6-0	163	Fr-HS	Birmingham, Ala. (John Carroll Catholic)
92	Kahlil Saunders	DL	6-5	285	So-1L	Huntsville, Ala. (Grissom)
93	Wilson Berry	P	6-4	213	So-Sq	Maribyrnong, Australia (Maribyrnong College)
94	Tavion Gadson	DL	6-5	275	Fr-HS	Savannah, Ga. (Jenkins)
95	Jamarius Dinkins	DL	6-5	280	So-1L	Columbus, Ohio (Walnut Ridge)
96	Tommy Ziesmer	DL	6-2	257	Fr-HS	Danville, Ky. (Boyle County)
97	Josaih Hayes	DL	6-3	317	Sr-3L	Horn Lake, Miss. (Horn Lake)
98	Isaiah Beasley	DL	5-11	292	Sr-Sq	Radcliff, Ky. (North Hardin)

PRONUNCIATION GUIDE

Khamari Anderson (kuh-MAR-ee)
 Barion (bear-EON) Brown
 Lincoln Billiter (BILL-eh-ter)
 Jager (Jagger) Burton
 Marques (MARK-us) Cox
 Dekel (da-KEL) Crowdus (CROWD-us)
 Jamarius (jah-MAR-ee-us) Dinkins
 Jalen Geiger (GI-ger)
 Josaih (joe-SIGH-uh) Hayes
 Walker Himebauch (hime-BOCK)
 D'Eryk (dee-ERIC) Jackson

Tanner Lemaster (LEE-master)
 JuTahn (juh-TAWN) McClain
 Daveren (DAVE-ren) Rayner
 Tayvion (TAY-vee-on) Robinson
 Kaiya (Ki-yah) Sheron (Sharon)
 Demie (DEHM-ee) Sumo-Karngbaye (SUE-moh KARNG-bay)
 Deone (dee-ON) Walker
 Jai (Ji) Williams
 Tommy Ziesmer (ZEES-mer)



UK Athletics Comm./PR
Susan Lax

WEEKLY MEDIA SCHEDULE - GAME 5 - FLORIDA

(859) 608-5019
slax0@uky.edu

Monday - 25	Tuesday - 26	Wednesday - 27	Thursday - 28	Friday - 29	Saturday - 30	SUNDAY - 1
Stoops news conference - Noon EDT Live on UKAthletics.com Mark Stoops Call-In Show 6-7 p.m. ET	Post-Practice Interviews: OC Coen, offensive players 5 p.m. ET	Post-Practice Interviews: DC White, defensive/special team players 5 p.m. ET	Post-Practice Stoops 5 p.m. ET	No availability	UK vs. Florida Noon ET Lexington, Ky. Kroger Field ESPN	No availability

COMMUNICATIONS & PUBLIC RELATIONS CONTACTS



Director of Athletics Communications and PR/ Primary Football Contact
Susan Lax
(859) 608-5019 (cell)
slax0@uky.edu



Assistant AD/Athletics Communications and PR/ Mark Stoops Contact
Tony Neely
(859) 576-9943 (cell)
tneely@uky.edu



Associate Director of Athletics Communications and PR/ Secondary Football Contact
Matt May
(859) 806-7463 (cell)
matt.may@uky.edu



Assistant Director of Athletics Communications and PR Secondary Football Contact
Cami Moore
(859) 396-0368 (cell)
camiranmoore@uky.edu



Senior Associate Director of Athletics Communications and PR/Credentials and Press Box Coordinator
Evan Crane
(270) 559-8120 (cell)
wesley.crane@uky.edu

Main Office No.: (859) 257-3838
Central Bank Press Row No.: (859) 323-2800
Office Address:
Joe Craft Center, 338 Lexington Ave.
Lexington, KY 40506-0019
Website: UKathletics.com

collegepressbox

collegepressbox is the official media website for Division I football. Access and download game notes, quotes, statistics, media guides, headshots, logos and more for all FBS schools, conferences, postseason games, awards and the College Football Playoff. Please register for an account at collegepressbox.com/register.

MEDIA SERVICES

CREDENTIAL APPROVALS/DENIALS

For the Florida game, requests are being accepted through Sportssystem and the deadline to apply is Monday, Sept. 25 at noon ET. No approved credentials will be distributed prior to game day. They will be picked up at Media Will Call. Apply at www.sportssystem.com/kentucky

CENTRAL BANK PRESS BOX WIFI INFORMATION

Wireless Internet access through campus requires a unique username and password to log onto our ATHMEDIA wifi. If this is your first game to cover this season, you will receive a username and password prior to game day that allows a calendar year of access to the ATHMEDIA network. If you have not received an email from UKIT with log in information, please email Wesley.crane@uky.edu.

How to log in with your username and password? When you arrive at Kroger Field, connect to the ATHMEDIA network. If your Internet browser does not open automatically, open your preferred Internet browser, go to www.uky.edu and type in your unique username and password to connect. This username and password can connect up to three devices. For more information, see a member of UK's Athletics Communication and PR office.

UK WEBSITE -- UKATHLETICS.COM

For notes, player bios, rosters and stats, visit the official University of Kentucky Athletics website at UKathletics.com/football. The official Southeastern Conference website is secsports.com.

UK WEEKLY NEWS CONFERENCE

Every Monday head coach Mark Stoops will host a news conference at noon ET from the media room at Kroger Field. The news conference is streamed live on UKathletics.com. UK game notes will be released at approximately 11:35 a.m. ET on Monday. A transcript of the news conference will be emailed on Monday afternoons.

SEC HEAD COACHES' TELECONFERENCE

The SEC head coaches' teleconference is on Wednesdays from 11 a.m. to 1 p.m. ET. Coach Mark Stoops' time slot is 12:40 p.m. The call-in number (877) 692-8954 (Confidential). A passcode will be issued each week by the SEC office (205-458-3010) and UKCPR will email it as well. Contact Susan Lax with questions.

POST-PRACTICE INTERVIEWS

Interviews will be conducted at the Joe Craft Football Training Center or by telephone at the conclusion of each practice on Tuesdays (offensive coaches and players) and Wednesdays (defensive coaches and players/special teams). Coach Stoops will speak to the media on Thursdays post practice. Contact Susan Lax, Matt May or Cami Moore for assistance.

VIDEOS/PHOTOS

Every Monday press conference, post-practice press conferences and post-game press conference after home Saturday games will be here >> <https://vimeo.com/showcase/kentuckyfootball>
For photos this season, go here: <https://bit.ly/3Knvovk> PASSCODE: ukmedia2022-23



THE UK HEALTHCARE MARK STOOPS SHOW

The UK HealthCare Mark Stoops Show is Monday from 6-7 p.m. ET and is hosted by The Voice of the Wildcats, Tom Leach. Fans will have the opportunity to ask questions of Coach Stoops by tweeting to @UKSportsNetwork or by calling 1-800-606-GAME (4263) or 859-280-2287 (CATS).

The show airs in Lexington on 630 WLAP, online at UKathletics.com and on UK Sports Network affiliates throughout Kentucky. A live video stream of the show will be available on UKathletics.com as well as on the Official Kentucky Football Facebook page.

GAME DAY

GAME DAY MATERIALS

Everything you need to cover Saturday's game has been made available in one place at ukathletics.com/fbmediacenter.

MEDIA PARKING

All media parking this season will be distributed electronically. You will have to setup a myUK Ticketmaster account to accept the parking pass if you don't already have an account. Instructions for how to access your parking is available at ukathletics.com/mobiletickets. It is recommended that you do this before game day and save the pass to your Apple/Google Play wallet. Please make sure the email address for the attendee is accurate in SportsSystems. If you have not received an email to access your parking by Friday morning, please email wecran2@uky.edu. Please ignore the row/seat on the parking pass, that is for internal use only.

MEDIA SHUTTLE

A media shuttle will be provided to working media 3 hours prior to kickoff from Parking Structure 1 (Yellow Y permit) to Gate 11 and 3 hours after the conclusion of the game from Gate 11 back to PS1. The shuttle will pick up/drop off from the entrance of the parking structure, which is the side facing the hospital.

MEDIA FIELD ACCESS

- Media are NOT allowed field level access pregame or in-game unless approved an on-field green background credential by the ACPR office for the game. Scouts will be provided pregame field access.
- Media are allowed field access through Field

Gate 12 for the final five minutes of the game. Field access is available for photo/scout through Field Gate 12 pregame and in-game only.

- Postgame, all media/photo/scout should exit through Field Gate 1, which is closest to the UK postgame media room.
- AT NO TIME SHOULD ANY MEDIA MEMBER GO THROUGH THE KENTUCKY TUNNEL TO GET TO THE UK POSTGAME MEDIA ROOM.
- Due to the presence of prospective student-athletes on the field pregame, media/photo are required to stay in the west endzone (between Field Gate 9 and Field Gate 4) to the start of the UK and visiting team bench areas. NFL scouts are allowed access to the full exterior of the field pregame. The Kentucky and visiting team bench areas and the east endzone are not available to media pregame. A map showing the pregame media/photo area is on the back.

FIELD PHOTO AREA TO SERVICE PHOTOGRAPHERS

The field-level photo area is located inside Gate 11 at Ramp 28/29. There will be box lunches and water served in the room. Flip cards will be available. Space is limited. Security has been positioned outside the room to keep equipment safe during the game. If you wish to just store your equipment, please store it on the floor and not on table tops.

GET LIVE STATS ON YOUR LAPTOP!

StatBroadcast live stats are available at kentucky.statbroadcast.com. There is no passcode to access these live stats.

MEDIA MEAL

A media meal will be provided in the media dining room. No voucher is needed, but please sign in for each trip you make through the buffet line. If you want to pack additional snacks in your backpack/briefcase, it will be permitted as long as you are entering through Gate 11.

POSTGAME MEDIA WORK HOURS

The Central Bank Press Box will be available for working media for 3 hours after the end of the game before closing. A member of the UK media relations office will be in the press box for any postgame needs.

KROGER FIELD IS A FREQUENCY COORDINATED VENUE

Kroger Field is an RF coordinated venue. All wireless transmitters, such as those used for broadcasting must be registered by Tuesday pre-

ceding each game for approval at daryldoss@gmail.com.

PROSPECT VISITS

Media members should be familiar with NCAA/SEC rules as they relate to student-athletes and prospective student-athletes. If you have a question related to NCAA/SEC rules, please do not hesitate to contact Rachel Baker in the Compliance Office at rachel.baker@uky.edu.

PROSPECTIVE STUDENT-ATHLETES

A prospect may not be interviewed during the broadcast or telecast of an intercollegiate contest. Coaches and staff cannot make comments about a prospect. An institution shall not publicize or arrange publicity for a prospect's visit to campus. Photographers cannot provide prospective student-athletes with photographs.



QUICK FACTS

Location: Lexington, Ky.
 Founded: 1865
 Enrollment: 33,000
 Nickname: Wildcats
 Colors: Blue (PMS 286) and White
 Conference: Southeastern (Eastern Division)
 Stadium: Kroger Field (61,000)
 President: Dr. Eli Capilouto
 Athletics Director: Mitch Barnhart
 Faculty Representative: Joseph L. Fink III

2023 COACHING STAFF

Head Coach: Mark Stoops (Iowa, '89)

Overall College Coaching Record:

Record at Kentucky (Years): 70-59 (11th yr.)
 Career Record (Years): 70-59 (.543, 11th yr.)
 SEC Record: 33-50 (.398)
 Bowl Record: 4-3 (.571)

Assistant Coaches:

Jay Boulware (Texas, '96)

Running Backs/Special Teams Coord., 1st year

Frank Buffano (Arizona, '06)

Safeties, 4th year

Liam Coen (UMass, '08)

Offensive Coord/QBs; 2nd year overall at UK,
1st in current term

Chris Collins (Western Carolina, '10)

Defensive Backs, 3rd year

Vince Marrow (Toledo, '92)

Assoc. HC/TE/Recruiting Coord., 11th year

Anwar Stewart (Kentucky, '17)

Defensive Line, 4th year

Mike Stoops (Iowa, '87)

Inside Linebackers, 2nd year

Brad White (Wake Forest, '05)

Defensive Coord/OLBs, 6th year (5th as DC)

Scott Woodward (UMass, '09)

Wide Receivers, 3rd year

Zach Yenser (Troy, '07)

Offensive Line, 2nd year

Quality Control:

Bryan Berezowitz (Kentucky, '19)
 Josh Estes-Waugh (Kentucky, '12)
 Mark Perry (Kentucky, '01)
 Brian Picucci (Syracuse, '94)
 Mike Preifer Jr. (Wisc.-Eau Claire, '17)
 Joe Scola (Dartmouth, '07)

Graduate Assistants:

Kalon Humphries (defense)
 Courtney Love (defense)
 Drake Jackson (offense)
 Cam Garner (off the field - offense)
 Dan Hebert (off the field - offense)
 Andrew Verboys (off the field - defense)

- Five of Kentucky's opponents (Georgia, Alabama, Tennessee, Florida and Missouri) are ranked in the AP Top 25 in Week 5.
- The Wildcats have won their last 19 straight nonconference games in the **regular season**.
 - That streak is second in the nation behind Georgia (23).
- UK head coach Mark Stoops is in his 11th year at the helm of the program in 2023, the longest in program history, which was an accomplishment he set last season. He also is the second-longest tenured active head coach in the SEC, behind Alabama's Nick Saban, and he is the eighth-longest nationally.
 - In that time, Stoops has accumulated a 70-59 overall record.
 - Stoops became the winningest head coach in program history last season after No. 20/20 Kentucky upset No. 12/19 Florida in Gainesville, 26-16, on Sept. 10, 2022. Stoops passed former UK head coach Bear Bryant (1946-53), who set the previous record at 60.
 - Stoops began his tenure in Lexington 12-26 (.316) (2013 - through first two games of 2016). He has since gone 58-33 (.637) (2016 - present).
 - Stoops has guided UK to three second-place SEC East finishes in the last eight seasons, which are the program's only second-place SEC East finishes in program history.
- Stoops made a couple of changes to his coaching staff in the offseason, including adding Jay Boulware (Running Backs / Special Teams Coordinator) and Liam Coen (Offensive Coordinator).
 - Coen returned for his second stint at Kentucky in the offseason, having served as UK's offensive coordinator in 2021, then the Los Angeles Rams' offensive Coordinator in 2022.
- The Wildcats returned 36 letterwinners, including 13 offensive and defensive starters, in 2023. The Cats also bolstered the roster with the addition of 16 newcomers from the transfer portal.
 - The offensive starters who returned include wide receivers Dane Key and Tayvion Robinson, offensive linemen Jager Burton, Kenneth Horsey, Eli Cox and Jeremy Flax, and tight ends Brenden Bates and Jordan Dingle.
 - The defensive starters who returned include linemen Deone Walker and Tre'vonn Rybka, inside linebacker D'Eryk Jackson, outside linebacker J.J. Weaver, and defensive back Jordan Lovett.
 - The specialty starters who returned include punter Wilson Berry and kickoff man Chance Poore.
- Other updates that occurred during the offseason include the renovation of Nutter Field House, with the help of a lead donation from Brett and Billie Jo Setzer, allowed the playing surface inside the facility to be named Rich and Karen Brooks Field, and a the new turf at Kroger Field.
- In 2022, UK earned a 7-6 record overall and a 3-5 record in the conference, reaching its school-record seventh consecutive bowl game (TransPerfect Music City Bowl).
 - It marked the sixth time in the last seven seasons that UK won at least seven games, with the lone exception being the COVID-shortened season in 2020.
 - In 2022, Kentucky concluded its regular season with a win over in-state rival Louisville, 26-13, which marked the Cats' fourth-straight win over the Cards. It was also the Cats' fifth-straight triumph in the regular-season finale, which marked the first time in program history that has been accomplished.
- Former quarterback Will Levis was selected No. 33 overall in the 2023 NFL Draft, marking the fifth straight season Kentucky has had one or more players selected in the first three rounds.

KENTUCKY IN THE SOUTHEASTERN CONFERENCE

- The Wildcats have a 191-401-12 (.326) all-time record in Southeastern Conference games.
 - UK head coach Mark Stoops has a 33-50 (.398) all-time record in SEC games.
- Under Stoops, Kentucky is 6-5 in SEC openers, home or road.
 - Under Stoops, UK is 6-5 in SEC road openers.
 - Under Stoops, UK is 4-6 in SEC home openers.
- Kentucky has won each of the last three SEC openers (2021-2023), marking the first time it has won three straight SEC openers since 1976-79.

KENTUCKY-FLORIDA SERIES

- Kentucky trails the all-time series against Florida, 53-20.



- The Wildcats trail the series in Lexington, 22-11.
- UK has won the last two games against UF.
 - It marked the first time UK has won two straight against UF since 1976-1977.

KENTUCKY-FLORIDA CONNECTIONS

- Kentucky has five players from the state of Florida on its roster:
 - Offensive lineman Kenneth Horsey (Sanford), running back Henry Bennett (West Palm Beach), linebacker, Jayvant Brown (Deerfield Beach), defensive backs Jarard Mosely (West Palm Beach) and Jareemiah Anglin Jr (Lake Wales).
- There are no players on Florida's roster from the state of Kentucky.

KENTUCKY VS. THE RANKED

- Kentucky has played 265 ranked teams in the Associated Press poll in its history, while the Wildcats are 50-210-5 in those games.
 - Kentucky has defeated a ranked-Florida team for the past two seasons and three times since 2018 (2018, 2021, 2022).
 - UK is 6-34 all-time against ranked-UF teams.
- The Wildcats went 2-3 against ranked teams last season in 2022, defeating then-No. 12/19 Florida on the road and then-No. 16/17 Mississippi State at home.
 - The Cats fell to then-No. 14/11 Ole Miss in Oxford, Mississippi, in a heartbreaking, 22-19, loss and it lost to then-No. 3/3 Tennessee on the road, 44-6. The Cats played top-ranked Georgia tough before falling, 16-6.
- Kentucky has won five of its last nine ranked meetings, including No. 23 NC State in 2020, No. 10 Florida and No. 17 Iowa in 2021, and No. 12 Florida and No. 16 Mississippi State in 2022.
- Since 2015, the Wildcats are 11-15 against ranked teams.

A UK WIN WOULD...

- Give UK its second 5-0 start to the season in the last three years (including 2021).
 - Give UK its fifth 5-0 start to the season in the last 72 years (including 1984, 2007, 2018 and 2021).
 - Give UK a 5-0 start to the season for the 14th time in program history.
 - Give UK its third 5-0 start to the season in the head coach Mark Stoops era (including 2018, 2021).
- Give UK a 2-0 start to the conference season for first time since 2021, and only the third time since 1977 (including 2018, 2021).
- Give UK its third straight win against UF, which would mark the third time in program history that the Wildcats have had at least three straight win against the Gators.
 - It would mark UK's first three straight wins against UF since a four-game stretch from 1948-1951.
- UK its sixth-ranked win in its last 10 ranked meetings.
 - Give UK its third-straight win over a ranked UF team.
 - Give UK its fourth win over a ranked UF team since 2018.
- Extend head coach Mark Stoops' all-time school records for wins to 71 and SEC wins to 34.

STAT SUPERLATIVES

Most Games Played (min. 30):

Chance Poore (53), Tayvion Robinson (51), Brenden Bates (49), Zion Childress (41), Marques Cox (40), Alex Raynor (40), Ramon Jefferson (39), Izayah Cummings (39), J.J. Weaver (39), Kenneth Horsey (38), Justice Dingle (36), Ray Davis (35), Eli Cox (34), Devin Leary (34), JuTahn McClain (34), Josaih Hayes (33), Ronald Gaines III (31), D'Eryk Jackson (30), Andru Phillips (30)

Most Games Started (min. 20):

Tayvion Robinson (48), Marques Cox (38), Kenneth Horsey (34), Devin Leary (30), Ray Davis (28), Eli Cox (26), Ramon Jefferson (25)

Consecutive Games Started (min. 12, *unavailable to play due to injury does not count): Kenneth Horsey (33), Ray Davis (26), Devin Leary (25), Jager Burton (17), Eli Cox (17), Dane Key (15), Deone Walker (15), D'Eryk Jackson (12)

Consecutive Games with a Tackle (min. 12): Deone Walker (17), Trevin Wallace (17), J.J. Weaver (16), D'Eryk Jackson (13)

Consecutive Games with a Reception (min. 5): Barion Brown (17), Ray Davis (17)

WHERE ARE THE COACHES?

Sideline

Mark Stoops, Head Coach
 Jay Boulware, RBs/Special Teams
 Chris Collins, Defensive Backs
 Vince Marrow, Assoc. Head Coach, Tight Ends
 Anwar Stewart, Defensive Line
 Mike Stoops, Inside Linebackers
 Brad White, Defensive Coordinator, Outside LBs
 Scott Woodward, Wide Receivers
 Zach Yenser, Offensive Line

Press Box

Liam Coen, Offensive Coordinator, QBs
(swapped with Scott Woodward beginning against Akron on Sept. 16)
 Frank Buffano, Safeties



100-YARD RUSHERS

Player	2023	Career	'23 Op.
Ray Davis	1*	10	Ball State
Ramon Jefferson	0	8	

*First season at UK

100-YARD RECEIVERS

Player	2023	Career	'23 Op.
Barion Brown	1	3	Vanderbilt
Tayvion Robinson	1	3	EKU

300-YARD PASSERS

Player	2023	Career	'23 Op.
Devin Leary	1*	9	Akron

INTERCEPTIONS

Player	2023	Career
Maxwell Hairston	3	3
D'Eryk Jackson	1	3
Jordan Lovett	0	2
Trevin Wallace	0	2
J.J. Weaver	0	2
Jalen Geiger	0	1

TRACKING SACK LEADERS

Player	2023	Career
Trevin Wallace	3.5	8.0
Darrion Henry-Young	1.5	3.5
Deone Walker	1.5	2.5
Kahlil Saunders	1.5	2.0
J.J. Weaver	1.0	10.5
Keaten Wade	1.0	2.5
Tommy Ziesmer	1.0	1.0
Daveran Rayner	0.0*	3.5
Octavious Oxendine	0.0	2.0
Jamarius Dinkins	0.0	1.5
Alex Afari Jr.	0.0	1.0
Zion Childress	0.0	1.0
JQ Hardaway	0.0*	1.0
Josaih Hayes	0.0	1.0
Tre'vonn Rybka	0.0	1.0

OFFENSIVE NOTES

SIRI, WHO IS LEARY?

- In four seasons at NC State (2019-22), quarterback Devin Leary made 26 starts in 30 games played, connecting on 568 of his 944 passes for 6,807 yards and 62 touchdowns. In that time, he had just 16 interceptions.
 - Between 2021 and 2022, he aided NC State to a 17-4 record, helping him earn ACC Preseason Player of the Year praise in 2022. He got off to a promising start through just six games in 2022, before suffering a season-ending shoulder injury against Florida State.
 - The last time he was healthy for a full season was in 2021, when he threw for 35 touchdowns and just five interceptions. He also added two rushing touchdowns that season. Leary finished that season ranked in the top 25 in the nation in completion percentage, completions per game, passing efficiency, passing touchdowns, passing yards, passing yards per game, total offense, points responsible for and points responsible for per game.
- The signal caller is best known for his timing and precision as a pocket passer, while he also has the ability to break down defenses in play action and can throw the deep ball when needed.
- While his experience combined with his talent is exciting for Big Blue Nation in 2023, it doesn't stop there when you consider what else is around him, including a renovated offensive line, experienced running backs, dangerous pass catchers and a proven offensive coordinator in Liam Coen.

DEVIN LEARY IN BLUE & WHITE

- Following a surgery and almost a year of not playing, Devin Leary has completed 73 of his 123 passing attempts (59.3 percent) for 1,060 yards, nine touchdowns and five interceptions through four games.
- Leary threw for at least 240 yards and at least one touchdown in each of his first three games in Blue and White. He became the first quarterback to do that in at least two-and-a-half decades.
 - Leary topped off the season opener against Ball State on Sept. 2 connecting on 10 of his last 11 passes in the game.
 - Leary came back the next weekend against Eastern Kentucky on Sept. 9 to throw for 299 yards and four touchdowns. Again, he finished strong by completing his last eight passes of the contest.
 - The next weekend, he connected on 16 of his 25 pass attempts for 315 yards and three touchdowns against Akron on Sept. 16. It marked the ninth game of his career with at least 300 yards, while he became just the 15th quarterback in school history to throw for at least 300 yards.
 - He also became the first UK signal caller to have at least three touchdown passes in consecutive games since Mike Hartline against South Carolina and Georgia in 2010.
- In his Kentucky debut against Ball State on Sept. 2, he surpassed the 7,000 career yards passing mark.
 - He currently has the 22nd-most career yards passing among active players in the FBS (7,867).



DEVIN LEARY IN THE SEC

Heading into the Southeastern Conference home opener, UK's starting signal caller ranks among the top half of the league in several statistical categories.

Devin Leary in the Southeastern Conference (*as of Sept. 24*)

Stat	Value	SEC Rank
Passing Touchdowns	9	3
Passing Yards Per Completions	14.52	4
Passing Yards Per Game	265.0	6
Passing Yards	1,060	7
Yards Per Pass Attempt	8.62	8
Points Responsible For	54	8
Points Responsible For Per Game	13.5	9
Passing Efficiency	147.8	10
Total Offense	260.8	10
Completions Per Game	18.25	10
Completion Percentage	.593	13

RUN, RAY, RUN

- **Ray Davis** appeared at the top of the first depth chart of the season and has kept the regular role.
 - Through Week 4, he has 50 carries for 314 yards and five touchdowns. That includes his 112-yard performance in the season opener against Ball State on Sept. 4, which marked his fourth 100-yard outing in his previous five games.
 - Through Week 4, Davis also has combined for 10 receptions for 137 yards and two touchdowns receiving.
- Following Week 4, he became the first Wildcat to score at least one touchdown in the first four games of the season since La'Rod King in 2011.
 - He also has the most touchdowns rushing through the first four games of the season (5) since Benny Snell Jr. in 2018 (7).
- He has played a massive role in each game this season, but his more decorated performance came against Akron on Sept. 16.
 - He led Kentucky in yards rushing (72) and yards receiving (97). He had seven carries for 72 yards rushing, including a career-long, 55-yard run for a touchdown. He also had three receptions for a career-best 97 yards receiving, including a career-long, 58-yard reception for a touchdown.
 - With single-game records available since the 1940s, he became the first UK player in program history to have both a rushing and receiving touchdown of at least 50 yards in the same game.
- Following Week 4, he has the eighth-most career yards rushing among active players in the FBS (2,811).

Most Career Yards Rushing Among Active Players in the FBS

Rank	Player	School	Yards
1.	Frank Gore	Southern Miss.	3,099
2.	Marquez Cooper	Ball St.	3,047
3.	Sean Tyler	Minnesota	2,956
4.	George Holani	Boise St.	2,899
5.	Braelon Allen	Wisconsin	2,881
6.	Kimani Vidal	Troy	2,863
7.	Blake Corum	Michigan	2,843
8.	Ray Davis	Kentucky	2,811
9.	Nate Noel	App State	2,770
10.	Carson Steele	UCLA	2,719

TOP 25 POLLS

2023 WEEK 5 AP TOP 25

- 1 Georgia (55)
- 2 Michigan (1)
- 3 Texas (2)
- 4 Ohio State (1)
- 5 Florida State (3)
- 6 Penn State
- 7 Washington (1)
- 8 USC
- 9 Oregon
- 10 Utah
- 11 Notre Dame
- 12 Alabama**
- 13 LSU
- 14 Oklahoma
- 15 North Carolina
- 16 Washington State
- 17 Duke
- 18 Miami
- 19 Oregon State
- 20 Ole Miss
- 21 Tennessee**
- 22 Florida**
- 23 Missouri**
- 24 Kansas
- 25 Fresno State

2023 UK Opponents Receiving Votes:
Kentucky 41, Louisville 32

2023 WEEK 5 AFCA COACHES POLL

- 1 Georgia
- 2 Michigan
- 3 Ohio State
- 4 Florida State
- 5 Texas
- 6 USC
- 7 Penn State
- 8 Washington
- 9 Oregon
- 10 Utah
- 11 Alabama**
- 12 LSU
- 13 Notre Dame
- 14 Oklahoma
- 15 North Carolina
- 16 Duke
- 17 Washington State
- 18 Miami
- 19 Tennessee**
- 20 Ole Miss
- 21 Oregon State
- 22 Missouri**
- 23 Florida**
- 24 Kansas
- 25 Kansas State

2023 UK Opponents Receiving Votes:
Kentucky 87, Louisville 36



#LAFAMILIA

Kentucky football has several set of sons or grandsons of former Kentucky Wildcats:

- Senior TE Brenden Bates is the grandson of former UK basketball player Gene Neff (1951-52)
- Senior OL Tanner Bowles is the son of Matt Bowles, who played on UK's baseball team from 1991-95
- Freshman DB Ty Bryant is the son of former Wildcat Cisco Bryant (1983-85)
- Junior Dru Phillips is the son of former Wildcat Carlos Phillips (1986-90)
- Junior walk-on WR Trey Dennis is the son of former Wildcat Harold Dennis (1994-96)
- Sophomore walk-on WR Dylan Gary is the son of former DB Willie Gary, who played at UK from 1997-2000 and was a 1997 Freshman All-America First-Team selection by The Sporting News and a team captain in 2000
- Redshirt freshman OL Nik Hall is the son of Antonio Hall, who played at UK from 2000-03 and was an All-SEC selection.
- Freshman walk-on OL Max Ishmael is the grandson of fomrer UK safety and quarterback David Lee "Dutch" Ishmael (1963-65)
- Sophomore WR Dane Key is the son of former LB/DE Donte' Key, who played at UK from 1992-95 and was the National Defensive Player of the Week for his performance in the 1994 inaugural Governor's Cup game vs. Louisville
- Sophomore walk-on OL Lucas Padgett is the son of Scott Padgett, who played basketball at Kentucky (1995-99), helping the Wildcats advance to two Final Fours, including national titles in 1996 and '98 ... Went on to play eight years in the pros ... Mom, Cynthia (Dozier), was a four-year letterwinner on UK's volleyball team (1994-97)
- Redshirt freshman kicker Jackson Smith is the son of former Wildcat punter Andy Smith (1997-99), an All-SEC punter whose 42.7-yard average in 1999 was, at the time, the third-best single-season mark in school history
- We have brothers, too. Senior OLB Justice Dingle is the older brother of sophomore TE Jordan Dingle. They are from Bowling Green, Ky.
- Redshirt freshmen QB Destin and sophomore OLB Keaten Wade, from Spring Hill, Tennessee, are twins.

THE RUNNING BACK ROOM

- For the past few years, there has been little doubt as to who would be the featured running back at Kentucky, from Stanley "Boom" Williams to Benny Snell to Chris Rodriguez Jr. However, prior to the start of this season, there was no clear starter to Big Blue Nation. Instead, numerous exciting prospects that are all expected to play a part in 2023.
 - **Ray Davis**, a senior transfer from Vanderbilt, already had success at Kroger Field before arriving to UK, when he rushed 129 yards and earned one touchdown there, helping Vanderbilt defeat Kentucky in 2022. He led the Commodores in rushing with 1,042 yards on 232 carries and five touchdowns last season, producing five 100-plus yard games.
 - **Ramon Jefferson**, who is in his seventh year of college football, returned for an additional season after suffering an injury to the knee in 2022. He amassed 2,954 yards rushing in his career before the season began, and prior to last season in 2022, was ranked fifth on the Division I active career rushing yards list.
 - **JuTahn McClain**, a senior, has gotten better with each season in the Bluegrass, including his most productive season yet in 2022. Then, he was the second leading rusher for Kentucky, racking up 278 yards on 59 attempts.
 - **La'Veil Wright**, a sophomore, is young but provides great size at 6-foot, 214 pounds, and is growing in experience after seeing action in all 13 games in 2022, rushing 120 yards on 39 carries.
 - **Demie Sumo-Karngbaye**, a junior transfer from NC State, already has a connection with quarterback Devin Leary in Raleigh. Last season, he was the Wolfpack's second leading rusher thanks to 305 yards on 55 carries and three touchdowns.

TRIPLE THREAT

- The Wildcats returned one of the most exciting wide receiver corps in the Southeastern Conference in sophomores Barion Brown and Dane Key and redshirt fifth year Tayvion Robinson.
 - In 2022, all three of those guys were new to the program, but you wouldn't guess it, as the trio combined for 127 catches for 1,644 yards and 13 touchdowns.

How Many Time They've Led Kentucky in Games in 2023 (as of Sept. 24)

Player	Rec.	Yards	TD
Barion Brown	2	1	-
Dane Key	2	1	2
Tayvion Robinson	2	1	2

THE YOUNG ONES: BARION BROWN & DANE KEY

Just one season removed from leading the receiver room in both yards and touchdowns as freshmen, wide receivers and True Freshman All-Americans Barion Brown and Dane Key returned to the program for anticipated sophomore seasons. In 2022, Brown and Key each set their share of freshmen school records:

Most Receiving Yards (Freshman School Record)

1. 628 Barion Brown 2022
2. 519 Daney Key 2022

Most Touchdown Pass Receptions (Freshman School Record)

- Season
1. 6 Dane Key 2022
 2. 4 Barion Brown 2022

Game

1. 2 Barion Brown vs. Northern Illinois (Sept. 24, 2022)
Dane Key vs. Missouri (Nov. 5, 2022)
(and five others)



Most Pass Receptions (*Freshman School Record*)

Season

1.	50	Barion Brown	2022
2.	40	Derek Abney	2000

BUT WAIT, THERE'S MORE!

- Barion Brown also returned as one of the nation's leaders in kickoff returns.
 - In 2022, he concluded the regular season ranked 31st in the nation and fifth in the Southeastern Conference in kickoff return average at 28.3 yards per runback. He was also ranked 13th in the SEC in all-purpose yards per game (88.17).
 - The rookie was also the only player in the nation with two 80-plus yard kickoff returns (vs. Miami (Ohio), at then-No. 14/11 Ole Miss).
 - He made a stunning debut against Miami (Ohio) on Sept. 3, 2022, taking the opening kick of the second half back 100 yards for a touchdown in the season opener. Brown took the kick, sliced to his left, found open space and then outran everyone down the visiting sideline.
 - It was the first Kentucky kickoff return for a score since Derrick Locke went to the house vs. Louisville (100 yards) in September 2009.
 - Brown was named the SEC Special Teams Player of the Week for his efforts.
- Well... he did it again. In the season opener against Ball State on Sept. 2, Brown took a kickoff return 99 yards back for a touchdown.
 - He became the fourth player in school history with multiple career kickoff return touchdowns, and he became the third player in school history with a kickoff return touchdown in consecutive seasons.
- Through Week 4, Brown is ranked fifth in the nation in kickoff returns, averaging 33.2 yards per return.

WHAT CAN BROWN DO FOR YOU?

- You already know about wide receiver Barion Brown, but be on the look out for wide receiver Anthony Brown-Stephens.
- The freshman from Springfield, Ohio, received some preseason praise from the coaching staff after fall camp, and it has nothing to do with his famous uncle John Legend.
 - "He's everything everybody thought of him. He's poised, he's a good route-runner, he's smart. He takes coaching." - Tayvion Robinson
 - "He really took a jump, from the spring, to the summer, to now. Anything you tell AB to do, he's doing it 110%." - Scott Woodward
 - "I thought he's handled this go-around extremely well, in terms of being somebody we can count on to go play, somebody we can be able to push the ball down the field to. Diligent worker, smart kid. Bright future ahead of him." - Liam Coen
- He has played in each game this season, recording two receptions thus far.
 - He also had a 64-yard touchdown reception against Akron on Sept. 16, but it was called back because of a holding penalty.

HERE'S TO YOU, MR. ROBINSON

- Tayvion Robinson, a redshirt fifth year, returned to Kentucky for a second season in Lexington in 2023. Last season, he finished second on the team in catches (40) and third on the team in yards receiving (497) and touchdowns receiving (3).
 - Before Kentucky, he spent three seasons at Virginia Tech (2019-21), recording 113 catches for 1,555 yards and eight touchdowns. He also averaged 11.4 yards on punt returns, including a 60-yard touchdown jaunt.

2023 CAT SCRATCHES

SOPHOMORE • DB • ALEX AFARI JR.

- Born in Pordenone, Italy
- Mother, Mary Acheampong, originated from Ghana and moved to the U.S. in 2008
- Speaks fluent Twi (a dialect of the Akan language spoken in southern and central Ghana)
- Brother, David, is Lakota West HS's second all-time leading rusher who played two seasons at Miami (Ohio) before transferring to Northern Colorado in 2022

FRESHMAN • TE • KHAMARI ANDERSON

- Older brother, Raheem Anderson II, currently is a sophomore offensive lineman at Michigan

SENIOR • TE • BRENDEN BATES

- Parents, Doug and Kelly, and brother, Doug, all played/play Division I sports
- Grandfather is former UK Basketball player Gene Neff

SENIOR • K • MICHAEL BERNARD

- Dad, Trent, was a pitcher on the baseball team at Kansas (1975-77)

SOPHOMORE • P • WILSON BERRY

- Played three years of Australian rules football for Essendon's team in the Victorian Football League
- While playing footy, held down a part-time job at Grill'd, a restaurant known for preparing healthy hamburgers ... Started as a waiter before being promoted into the kitchen as a cook and then as an assistant manager
- Currently 25 years old
- Married to the former Courtney Stewart of Paducah, Kentucky ... The couple has one son, Leo
- UK's third straight Australian punter, following in the footsteps of Matt Panton (2017) and Max Duffy (2018-20)
- Older brother, Jordan, played football at Eastern Kentucky and recently was the punter for the Minnesota Vikings and the Pittsburgh Steelers ... Younger brother, Oscar, currently plays basketball at the University of North Florida

R-FRESHMAN • OL • GRANT BINGHAM

- Excellent tennis player who, along with doubles partner Brayden Pickle, advanced to Johnson Central's first regional team tennis championship

SENIOR • OL • TANNER BOWLES

- Father, Matt, was a pitcher on UK's baseball team from 1991-95, while brother, Hunter, was a tight end at Louisville from 2012-16

FRESHMAN • WR • ANTHONY BROWN-STEPHENS

- Brother, Michael Brown-Stephens, is wide receiver at Minnesota
- Nephew of Grammy Award winner John Legend

R-FRESHMAN • OL • JAGER BURTON

- Dad, Jeff, played football at Morehead State

FRESHMAN • DB • TY BRYANT

- Father, Cisco, played at Kentucky for Coach Jerry Claiborne from 1983-85 ... Cisco was a big-play performer at wide receiver, with 29 career catches for 482 yards (16.6 yards per catch) and six touchdowns

SOPHOMORE • DB • JANTZEN DUNN

- Dad, Mitchell, played basketball at Miami from 1994-95



2023 CAT SCRATCHES

SENIOR • ILB • LUKE FULTON

- Father, Jeff, played baseball at Pitt

SENIOR • DB • JALEN GEIGER

- Father, Tony, was a Chief Warrant Officer (CW3) in the US Army for 21 years with five combat deployments, while his mom, Ramona, retired as a First Sergeant (E-8) after 25 years of service with three combat deployments in the Army

FRESHMAN • OLB • GRANT GODFREY

- Dad, Randall, was a linebacker at Georgia who was named SEC Freshman of the Year in 1992 and earned All-SEC honors in 1993 and 1994
- Randall played 12 seasons in the NFL (1996-2007) with the Cowboys, Titans, Seahawks, Chargers and Redskins
- Brother, RJ, is currently a forward on the Clemson men's basketball team

FRESHMAN • LS • WALKER HIMEBAUCH

- Father, Jonathan Himebauch, was a center at USC from 1993-98, before a professional career that included stints at the Arizona Cardinals and the Kansas City Chiefs
- Jonathan currently serves as the offensive line coach and special teams coordinator for the Arlington Renegades of the XFL under head coach Bob Stoops
- Grandfather, Jack Himebauch, was a wide receiver and tight end at Miami (Ohio) from 1962-64
- Uncle, Curt Himebauch, was a defensive back at USC from 1989-91

SENIOR • OL • KENNETH HORSEY

- Had open-heart surgery in April of 2018
- Received the Mayo Comeback Player of the Year Award in 2020
- Competed in martial arts for 14 years

R-FRESHMAN • TE • JOSH KATTUS

- Dad, Eric Kattus, was a tight end at Michigan from 1982-85 and went on to a seven-year career in the NFL, playing six years with the Cincinnati Bengals and one with the New York Jets

FRESHMAN • OL • KOBY KEENUM

- Father, Carl, was a long snapper at North Alabama

SOPHOMORE • WR • DANE KEY

- Father, Donte Key, was a UK linebacker/defensive end from 1992-95
- Brother, Devon Key, played for the Kansas City Chiefs and is currently with the Broncos

SOPHOMORE • WR • COLE LANTER

- Cousin, Tod Lanter, played basketball at Kentucky from 2012-15 and uncle Bo Lanter, played basketball at Kentucky from 1979-82

SENIOR • QB • DEVIN LEARY

- Younger brother, Donovan, is a redshirt freshman quarterback at Illinois
- Writes left-handed but learned to throw with his right because he used his right-handed brother's baseball glove as a kid

R-FRESHMAN • OLB • NOAH MATTHEWS

- Mom, Christel, threw the discus at Delaware State from 1992-96

SENIOR • DT • OCTAVIOUS OXENDINE

- Dad, Kirk, is a retired U.S. Army Sergeant First Class

MILESTONES REACHED IN 2023

- **Coach Mark Stoops** has the most victories (70) in Kentucky history and most SEC victories (33).
- Senior **QB Devin Leary** surpassed 7,000 career passing yards in the season opener against Ball State on Sept. 2.
 - He has thrown for 7,867 passing yards in his career.
 - He needs 133 yards to reach 8,000 passing yards for his career.
- Senior **RB Ramon Jefferson** needs 11 rushing yards to reach 3,000 for his career.
 - He has rushed for 2,989.
- Sophomore **CB Maxwell Hairston** returned two interceptions for touchdowns vs. Vanderbilt, becoming the only player in school history to have two INT returns for TD in same game. He also tied the SEC single-game record.
- Junior **LB Trevin Wallace** reached 100 total tackles for his career on Sept. 9 vs. Eastern Kentucky.
 - He has 111 tackles in blue.

- Despite missing two games in the back half of the schedule due to injury last season in 2022, Robinson had numerous standout performances that revealed his potential here.
 - He began last season with at least six receptions in three of the first four games in 2022. That includes making a career-high seven catches for a career-high 147 yards and a career-high two touchdowns in Kentucky's triumph over Northern Illinois on Sept. 24. In the game, he had a 69-yard catch-and-run in the second quarter, which was the longest play of his college career and his first touchdown in Blue and White.
- Through Week 4 in 2023, he is leading UK in receptions (16), yards receiving (283) and touchdowns receiving (3).
- Robinson is currently ranked high on numerous active career leader lists:
 - Tied for the 11th-most career receiving yards among active players in the FBS (2,335).
 - Tied for the 16th-most career receptions among active players in the FBS (169).
 - The 18th-most career receiving yards per game among active players in the FBS (45.8).
 - The 21st-most career all-purpose yards among active players in the FBS (3,301).

BRICK-BY-BRICK

- The Big Blue Wall went under construction in the offseason, and players have referenced its rebuild as a brick-by-brick process.
- The Wildcats brought in veteran transfers Tanner Bowles (*Alabama*), Courtland Ford (*Southern California*), Marques Cox (*Northern Illinois*), Dylan Ray (*West Virginia*) and Ben Christman (*Ohio State*), who is out for the season after suffering an injury in fall camp.
- Those transfers, combined with veterans such as Jager Burton, Eli Cox, Kenneth Horsey and Jeremy Flax, UK had one of the most experienced lines in the nation entering the season, ranking in the top 25 in career games played and the top 15 in career games started.

TOUCHDOWNNNN, KENTUCKYYYY!

- Kentucky has scored at least 28 points in its first four games of 2023, which marked the first time it has scored at least as many through its first four games since 2007.
- The Wildcats have scored at least 26 points in each of their first four games for three consecutive seasons for the first time in school history.
- UK won its first four games of the season by at least 11 points for the first time since 2018.
- Kentucky tied the school record for the most points scored in the first quarter in program history with its 21 points in its Southeastern Conference opener at Vanderbilt on Sept. 23.
 - It marked the eighth instance in program history and the first since 2016 against Southern Mississippi.
- Kentucky has had back-to-back games with touchdowns on the opening drives (*vs. Akron on Sept. 16, at Vanderbilt on Sept. 23*).



DEFENSIVE NOTES

WHITE-OUT

- Brad White is in his fifth season as the defensive coordinator, and his sixth season overall at Kentucky, since Mark Stoops plucked him from the NFL in 2018. He became defensive coordinator in 2019 and UK has steadily become more stout on that side of the ball.
 - Other programs have taken notice, too, as White has turned down several other coaching opportunities in that time.
- Kentucky's defense has remained constant under White, even through the start of 2023, and that is evident by the benchmarks he continues to reach year-in and year-out.
 - Kentucky has allowed 28 points or less in its first four games of the season for three straight seasons for the first time since 1973-75.
 - This is the second season in a row that UK has held its first three opponents to 17 points or fewer, which marks the first time UK has done that since 1949-50.
 - The UK defense has held opponents to 30 points or fewer in 47 of 54 games with White as the defensive coordinator (2019-present).
 - The UK defense has held opponents to 24 points or fewer in 19 of the last 21 games.
 - UK allowed 26 or fewer points per game in four straight seasons (2019-22), the first time that had been accomplished since 1986-89.
 - For the first time since 1959-62 it has yielded 160 rushing yards or fewer per game for four straight seasons (2019-22).

KENTUCKY TIED FOR NATIONAL LEAD IN DEFENSIVE TOUCHDOWNS

- Kentucky has three defensive touchdowns this season, tied with Coastal Carolina for the most in the nation. UK got a 69-yard fumble return TD by Jalen Geiger in the opener vs. Ball State and the Cats tallied two pick-sixes -- 29 and 54 yards by Maxwell Hairston -- at Vanderbilt.

RUSHING DEFENSE

- Kentucky is currently ranked ninth in the nation and first in the Southeastern Conference in rushing defense, allowing opponents to just 77.5 yards per game in 2023.
 - The Wildcats have held each of their first four opponents of the season to under 100 yards rushing for the first time since at least 1985.
- The Wildcats have held their last five opponents to less than 100 yards rushing, a streak dating back to the 2022.

AN APPETITE FOR TURNOVERS

- UK has forced eight turnovers in the first four games, the most in its first four games since 2020.
- UK has forced at least one turnover in each of the first four games for the first time since 2019.
- UK has forced a turnover in eight consecutive regular-season games, dating back to last season, which is its most since 2016-17.

MAXWELL HAIRSTON TIES THE SEC RECORD

- The Wildcats had two interception returns for touchdowns in their Southeastern Conference opener at Vanderbilt on Sept. 24, **both by Maxwell Hairston**.
 - It marked UK's first pick-six since Keidron Smith at Florida on Sept. 10, 2022.
 - It marked UK's first pair of pick-sixes, and first pair of defensive touchdowns, in the same game since Kelvin Joseph and Jamin Davis both had pick-sixes in 2020 at Tennessee.
 - He is the first UK player ever to have two pick-sixes in one game.

2023 CAT SCRATCHES

SENIOR • LS • CLAY PERRY

- Father, Matthew, played football at Western Kentucky; uncle, Mark Perry, played football at Northwestern; uncle, Todd Perry, is a former Wildcat who played from 1988-92 and went on to an 11-year career in the NFL with the Chicago Bears (eight years) and the Miami Dolphins (three years) as a guard

JUNIOR • DB • ANDRU PHILLIPS

- Father, Carlos, was a LB at Kentucky under Jerry Claiborne; mom, LaTonya, was a standout athlete at Danville High School; brother, C.J., played football at Morehead State in 2015

SOPHOMORE • OL • DYLAN RAY

- Father, John, played offensive line at WVU from 1988-91 and went on to play professionally with the Indianapolis Colts

SENIOR • K • ALEX RAYNOR

- Dad, Christian, played golf at Florida State (1990-94) and was inducted into the FSU Hall of Fame in 2012

SOPHOMORE • OL • PAUL RODRIGUEZ

- Mother, Wendy, played softball and basketball at Davis & Elkins College from 1985-89

R-FRESHMAN • K • JACKSON SMITH

- Son of former Wildcat punter Andy Smith (1997-99), an All-SEC punter whose 42.7-yard average in 1999 was, at the time, the third-best single-season mark in school history

SOPHOMORE • WR • JOSH TERRELL

- Father, Scott, was a receiver at Howard Payne University

JUNIOR • ILB • MARTEZ THROWER

- Sister, Tionne Wallace, is a Private First Class in the U.S. Army

SENIOR • FB • JACK VARGA

- Comes from a tennis family as dad, John, uncle Andrew Varga, uncles Paul and Andrew Varga, and aunt, Julie Hale, all played tennis at UK

JUNIOR • ILB • TREVIN WALLACE

- Uncle, Robert Bryanta, was a linebacker at Oklahoma from 2009-11

R-FRESHMAN • WR • BRANDON WHITE

- Timed as fast as 4.28 seconds in the 40-yard dash
- Mother, Jeanita, played basketball at Mississippi State, while dad, Ben, was a running back at Mississippi State

SENIOR • OLB • J.J. WEAVER

- Has six functioning fingers on his right hand
- Got custom gloves by Nike made to fit his hand
- Received the Mayo Comeback Player of the Year Award in 2021
- Played high school football in Louisville but grew up in Broward County, Florida

JUNIOR • OLB • JAI WILLIAMS

- Father, James, also known as "Big Cat," played 12 seasons (1991-2002), mostly as an offensive tackle, with the Chicago Bears and is known as one of the "100 Greatest Bears of All-Time"

SOPHOMORE • RB • LA'VELL WRIGHT

- Has a pet lizard, Dash

FRESHMAN • OL • MALACHI WOOD

- Grandfather, Michael Wood, was an offensive guard at the University of Cincinnati (1979-81)



CATS IN THE PROS

A total of 21 former Kentucky Wildcats are currently on National Football League rosters or practice squads with additional players in the CFL. Here is the list, along with their years at UK (as of Sept. 14, 2023):

(^ *practice squad*)

Atlanta Falcons

Josh Ali, WR (2017-2021)
Bud Dupree, OLB (2011-14)

Baltimore Ravens

Tashawn Manning, OL (2022)^

Cleveland Browns

Za'Darius Smith, OLB (2013-14)

Detroit Lions

Josh Paschal, DE (2017-21)
Quinton Bohanna, NT (2017-20)^

Green Bay Packers

Carrington Valentine, DB (2020-22)

Jacksonville Jaguars

Josh Allen, DE/LB (2015-18)
Luke Fortner, C (2017-21)

Kansas City Chiefs

Mike Edwards, S (2015-2018)
Darian Kinnard, OT (2018-21)^

Miami Dolphins

Kelvin Joseph, DB (2020)

New Orleans Saints

Landon Young, OT (2016-17, 19-20)
Lonnie Johnson Jr., CB (2017-18)
Lynn Bowden, WR (2017-19)

New York Giants

Wan'Dale Robinson, WR (2021)

New York Jets

Randall Cobb, WR (2008-10)
Brandin Echols, CB (2019-20)

Tampa Bay Buccaneers

Logan Stenberg, OL (2016-19)^

Tennessee Titans

Will Levis, QB (2001-22)

Washington Commanders

Jamin Davis, ILB (2018-20)
Chris Rodriguez Jr., RB (2019-22)

OTHER CATS IN NFL ROLES

Assistant General Manager, Las Vegas Raiders

Champ Kelly, WR/DB (1998-2001)

San Francisco 49ers, Director of Player Engagement

Austin Moss, DE (2006-09)

CATS IN THE CFL

Micah Johnson (Saskatchewan Roughriders)

- He tied the SEC record for interception touchdowns in a game, becoming just the sixth player in league history to have two pick-sixes in one game.
- UK has had at least one pick-six in the last four seasons.
- The two interceptions marked Hairston's second and third of this season and of his career, while the touchdowns are the first and second of his college career.
 - He is the only player in the nation this season with two interception TDs. From a career perspective, he is currently tied for fourth among active players in the FBS with his two interceptions returned for touchdowns.

SCOOP-AND-SCORE

- It was a special season opener for defensive back Jalen Geiger, whose season was cut short last season after suffering a knee injury at Florida on Sept. 10, 2022, which required surgery.
- Big Blue Nation welcomed him back to the field in the season opener against Ball State on Sept. 2, even more so after he scored his second defensive touchdown of his career.
 - Geiger recovered a fumble at the UK 31 in the second quarter and ran it 69 yards for a touchdown.
 - It marked the first defensive touchdown in a season opener for UK since Sept. 2, 2017 at Southern Miss and it marked the longest fumble returned for a touchdown since CJ Johnson against Tennessee on Oct. 31, 2015 (77 yards).

DON'T HIT THE WALL-ACE

- Trevin Wallace, a junior inside linebacker who is on the 2023 Butkus Award Watch List, is currently third in the Southeastern Conference and 18th in the nation in sacks (.88 per game)
 - He also is seventh in the SEC and 38th in the nation in tackles for loss (1.2 per game).
- He earned the second SEC Player of the Week honor in his career after the season opener against Ball State on Sept. 2, thanks to his career-high tying 12 tackles.
 - He made the initial tackle on a play that became a Ball State fumble that UK returned 69 yards for a touchdown.
- The team captain eclipsed 100 total tackles in his career after making seven against Eastern Kentucky on Sept. 9.
 - He currently has 111 total tackles in his career going into Week 5.

LEADERSHIP ON THE DEFENSE

- Despite losing seven of the top players on the defense from 2022, still numerous names returned this season that are primed to bring a unique level of leadership.
 - "It's huge when the older guys take charge because when they do, it shows you that they have assumed ownership. They don't just rely on the coaches to make all the corrections because at that point, they have passed along the ownership to the coaches (that means players think) 'I only worry about myself.'" - Brad White
- The top two leaders in tackles from last season returned in 2023, including middle linebacker D'Eryk Jackson (67 tackles) and free safety Jordan Lovett (62 tackles). Outside linebacker J.J. Weaver, who was the sack leader last season, also is back after deciding not to pursue the 2023 NFL Draft. Inside linebacker Trevin Wallace, who had 54 tackles last season, returned to the Bluegrass, while defensive linemen, both young and old, Deone Walker and Octavious Oxendine are expected to be leaders on this year's defense.
 - "The old guys help correct old guys. Old guys have to correct young guys, then they ask good, quality questions of the coaching staff. Practice would be really hard and dull if the coaches were the only ones coaching." - Brad White



LOOKIN' BACK

The Wildcats' defense finished last season in the nation's top 10 in two categories and in the nation's top 25 in seven categories at the end of 2022.

Kentucky Stats and National Ranking in the 2022 Season

Stat	Value	Rank
First down defense	197	5
Passing yards allowed	170.8	7
Total defense	311.4	11
Scoring defense	19.2	13
Team passing efficiency defense	116.85	16
4th down conversion pct defense	0.400	19
3rd down conversion pct defense	0.333	22
Rushing defense	140.6	48
Red zone defense	0.818	49

SPECIAL TEAMS NOTES

WELCOME, ALEX RAYNOR!

- UK brought in a senior transfer from Georgia Southern to help bring consistency to the program's kicking game, Alex Raynor.
- He shined in his Kentucky debut against Ball State on Sept. 2, connecting on all three of his field goal attempts, all of which were more than 40 yards, and on all five of his extra point attempts.
 - Raynor became the first Kentucky player with three made field goals in their UK debut since Taylor Begley against Louisville on Sept. 1, 2002.
- For the season, he is 4-of-4 on field goals and 20-of-20 on extra points.
- The Wildcat has made his last 10 field goals, a streak dating back to Nov. 5, 2022 during his time at Georgia Southern.

Most Field Goals Among Active Players in the FBS

Rank	Player	School	FGs
1	Brandon Talton	Nevada	72
2	Will Reichard	Alabama	69
3	Harrison Mevis	Missouri	68
4	Jonah Dalmás	Boise St.	61
5	Griffin Kell	TCU	53
6	Alex McNulty	Buffalo	51
7	James Turner	Michigan	50
8	Alex Raynor	Kentucky	49
	Jacob Barnes	Louisiana Tech	49
	John Hoyland	Wyoming	49

GENERAL NOTES

NONCONFERENCE COMPETITION

- Kentucky has won 23 of its last 24 nonconference games.
 - That stretch featured 20 straight nonconference wins, including four straight bowl wins. The streak began in the season opener on Sept. 1, 2018 and ended in the Music City Bowl game on Dec. 32, 2022. It was the longest active streak in FBS at the time.
- The Wildcats have won their last 19 straight nonconference games in the **regular season**.
 - That streak is second in the nation behind Georgia (23).

BY THE NUMBERS

	2023	Stoops
Record	4-0	70-59
SEC	1-0	33-50
West	0-0	6-16
East	1-0	27-34
Non-Conference	3-0	37-9
Home	3-0	49-25
Road	1-0	17-30
Neutral site	0-0	4-4
Night	1-0	33-26
Day	3-0	37-33
TV Games	3-0	64-59
ABC	0-0	2-1
CBS	0-0	0-6
ESPN	0-0	5-13
ESPNU	1-0	4-5
ESPN2	0-0	6-3
ESPNNews	0-0	0-1
SEC Network	2-0	48-29
Fox Sports South	0-0	1-1
CBS Sports Network	0-0	1-0
August/September	4-0	32-12
October	0-0	17-19
November	0-0	16-24
December/January	0-0	5-3
Bowl Games	0-0	4-3
Coming off an open date	0-0	5-8
UK scores on 1st possession	3-0	34-16
Opp scores on 1st possession	1-0	19-26
UK scores first	3-0	44-19
Opponent scores first	1-0	26-40
UK leads after 1st quarter	2-0	40-9
Opponent leads after 1stQ	2-0	14-39
Teams are tied after 1stQ	0-0	16-11
UK leads at halftime	3-0	50-7
Opponent leads at halftime	0-0	10-47
Teams are tied at halftime	1-0	11-5
UK leads after 3rd quarter	4-0	61-4
Opponent leads after 3rdQ	0-0	5-52
Teams are tied after 3rdQ	0-0	5-3
Game goes to overtime	0-0	1-3
Scoring less than 20 pts	0-0	5-39
Scoring 20+ points	4-0	60-20
Scoring 30+ points	3-0	40-9
Allowing less than 20 pts	3-0	43-5
Allowing 20+ points	1-0	21-45
Allowing 30+ points	0-0	7-33
UK has more total yards	4-0	56-8
Opp. has more total yds	0-0	14-51
UK has more rushing yards	4-0	54-14
Opp. has more rushing yards	0-0	16-46
UK has more passing yards	3-0	36-18
Opp. has more passing yards	1-0	34-39
Rushing for less than 100 yds	0-0	7-21
Rushing for over 100 yards	4-0	59-37
Rushing for 200+ yards	0-0	42-11
Passing for 200+ yards	4-0	28-17
Passing for 300+ yards	1-0	12-5
UK has 100-yard rusher	1-0	45-17
Opp. has 100-yard rusher	0-0	18-36
No turnovers	0-0	17-9
One or two turnovers	3-0	43-38
3 or more turnovers	1-0	10-11
No takeaways	0-0	14-15
3 or more takeaways	1-0	17-4
UK has more penalties	3-0	27-24
Opp. has more penalties	1-0	37-31
Teams have equal penalties	0-0	6-4
UK has more TOP	2-0	47-23
Opp. has more TOP	2-0	22-35
UK defense scores	2-0	17-5
Opponent defense scores	0-0	8-10
UK returns KO/Punt for TD	1-0	5-1
Opp. returns KO/Punt for TD	0-0	0-5
Playing on natural grass	0-0	16-35
Playing on artificial surface	4-0	54-23
In blue uniforms	0-0	18-7
In white uniforms	1-0	11-13
In white jerseys/blue pants	0-0	6-18
In blue jerseys/white pants	3-0	23-6
In black uniforms	0-0	1-3
In blue jerseys/grey pants	0-0	2-3
In grey uniforms	0-0	6-4
In grey jerseys/blue pants	0-0	3-5





HONORING THE CATS (2023)

Barion Brown

- SEC Special Teams Player of the Week (Ball State)
- Paul Hornung Award Watch List
- Preseason Second Team All-SEC, Return Specialist (CBS Sports, Athlon)
- Preseason Third Team All-SEC, Return Specialist (Pro Football Focus)
- Preseason Third Team All-SEC (WR) - Athlon

Eli Cox

- SEC Offensive Lineman of the Week (EKU)
- Preseason Third Team All-SEC (Coaches, Media, CBS Sports)

Ray Davis

- Preseason Second Team All-SEC (Athlon)

Jalen Geiger

- Comeback Player of Year Watch List

Max Hairston

- SEC Defensive Player of the Week (Vanderbilt)
- Jim Thorpe National Defensive Back of the Week (Vanderbilt)
- Bronko Nagurski National Defensive Player of the Week (Vanderbilt)

Kenneth Horsey

- Preseason Third Team All-SEC (Athlon)

Ramon Jefferson

- Comeback Player of Year Watch List

Dane Key

- Preseason Fourth Team All-SEC (Athlon)

Devin Leary

- Maxwell Award Watch List
- Davey O'Brien Award Watch List
- Comeback Player of Year Watch List
- Johnny Unitas Golden Arm Award Watch List

Alex Raynor

- William V. Campbell Trophy Semifinalist
- Lou Groza Award Watch List

Deone Walker

- Lott IMPACT Trophy Watch List
- Bronco Nagurski Award Watch List
- Outland Trophy Watch List
- Preseason All-SEC (On3)
- Preseason Second Team All-SEC (Coaches, Media, CBS Sports, Athlon)
- Preseason Third Team All-SEC (PFF)

Trevin Wallace

- SEC Defensive Player of the Week (Ball State)
- Preseason Fourth Team All-SEC (Athlon)
- Butkus Award Watch List

J.J. Weaver

- Chuck Bednarik Award Watch List
- Preseason Second Team All-SEC (Coaches, Athlon, PFF)
- Preseason Third Team All-SEC (Media, CBS Sports)

- UK has won 17 straight nonconference games at Kroger Field and has finished nonconference home games for the 2023 season.

PORTAL PICKUPS

Mark Stoops took advantage of the NCAA Transfer Portal to fulfill needs in key positions in 2023, welcoming 16 new Wildcats to the program.

Name	Pos.	Yr.	Previous School
Michael Bernard	K	Sr.	Fordham
Tanner Bowles	OL	Sr.	Alabama
Ben Christman	OL	So.	Ohio State
Marques Cox	OL	Sr.	Northern Illinois
Ray Davis	RB	Sr.	Vanderbilt
Jantzen Dunn	DB	So.	Ohio State
Courtland Ford	OL	Jr.	USC
Ron Gaines	LS	Sr.	Temple
Shane Hamm	QB	So.	Dayton
JQ Hardaway	DB	So.	Cincinnati
Jaquez Keyes	RB	Fr.	Wake Forest
Devin Leary	QB	Sr.	NC State
Dylan Ray	OL	So.	West Virginia
Daveren Rayner	ILB	Sr.	Northern Illinois
Alex Raynor	K	Sr.	Georgia Southern
Keeshawn Silver	DL	So.	North Carolina

SMARTY CATS

Kentucky has 17 players on its roster who have already earned an undergraduate degree:

1. Brenden Bates - Consumer Economics & Family Financial Counseling
2. Michael Bernard (Fordham) - Finance and Marketing
3. Tanner Bowles (Alabama) - Operations Management, Minor - Real Estate
4. Eli Cox - Integrated Strategic Communication, Minor – Business
5. Marques Cox (Northern Illinois) - Marketing
6. Ray Davis (Vanderbilt) - Communication Studies
7. Justice Dingle - Bachelor of Science in Communication
8. Jeremy Flax - Bachelor of Science in Community Leadership Development
9. Luke Fulton - Management
10. Ron Gaines (Temple) - Innovation Management & Entrepreneurship
11. Jalen Geiger - Health, Society and Populations
12. Kenneth Horsey - Communication
13. Ramon Jefferson (Sam Houston State) - Humanities and Social Sciences
14. Devin Leary (NC State) - Sport Management
15. Chance Poore - Economics & Consumer Economics and Family Financial Counseling
16. Alex Raynor (Georgia Southern) - Business Administration
17. Jack Varga - Finance & Marketing

CATS IN THE NATIONAL POLLS

- Kentucky began the season receiving votes in both the Associated Press poll and AFCA Coaches Poll, and has remained there through Week 5.
- Just last season, for the first time in program history, UK was ranked in both preseason polls, checking in at No. 20 in the AP poll and No. 21 in the coaches poll.
 - The Wildcats wound up being ranked for the first nine AP polls in 2022. That stretch included three straight weeks being ranked in the AP Top 10.



- Between the 2021 and 2022 seasons, Kentucky was ranked in one or both of the major polls for 12 straight weeks.
 - It marked the second longest streak in program history, only behind the 21 weeks UK spent in one or both of the major polls between 1949 and 1951.

IN GOOD COMPANY

Kentucky is tied for the fourth-most wins compared to other SEC teams since 2018.

Total Wins (2018-present)

1. Alabama	65	Tennessee	37
2. Georgia	64	9. Ole Miss	35
3. LSU	49	Missouri	35
4. KENTUCKY	44	11. South Carolina	30
Florida	44	12. Mississippi State*	28
6. Texas A&M	42	13. Arkansas	25
7. Auburn	37	14. Vanderbilt	18

*Includes Mississippi State's vacated wins from 2018.

UK also is tied for the fourth-best total winning percentage among conference teams since 2018.

Total Winning Percentage (2018-present)

1. Alabama	89.0% (65-8)	8. Auburn	56.1% (37-29)
2. Georgia	88.9% (64-8)	9. Ole Miss	54.7% (35-29)
3. LSU	71.0% (49-20)	10. Missouri	53.9% (35-30)
4. KENTUCKY	65.7% (44-23)	11. Mississippi State*	47.5% (28-31)
Florida	65.7% (44-23)	12. South Carolina	46.1% (30-35)
6. Texas A&M	65.6% (42-22)	13. Arkansas	39.1% (25-39)
7. Tennessee	56.9% (37-28)	14. Vanderbilt	28.6% (18-45)

*Includes Mississippi State's vacated wins from 2018.

The Wildcats also have made Kroger Field a true homefield advantage, posting the SEC's sixth-best home record the past five years and third-most total home victories.

Total Home Record (2018-present)

1. Georgia	97.0% (32-1)	8. Auburn	72.2% (26-10)
2. Alabama	94.4% (34-2)	9. Mississippi State	66.7% (24-12)
3. LSU	82.4% (28-6)	10. Ole Miss	65.7% (23-12)
Florida^	82.4% (28-6)	11. Tennessee	64.9% (24-13)
5. Texas A&M	80.0% (28-7)	12. South Carolina	60.0% (21-14)
6. KENTUCKY	76.3% (29-9)	13. Arkansas	48.6% (17-18)
7. Missouri	73.7% (28-10)	14. Vanderbilt	37.1% (13-22)

^Two of its six losses are to UK.

SIMPLY STOOPS-ENDOUS

UK head coach Mark Stoops has proven to be an excellent hire, turning around a struggling program and making him the first UK coach to lead the program to a seventh consecutive bowl appearance in 2023. He also has erased numerous of the long-standing hurdles and streaks in the program's history. A partial accounting of Stoops' achievements features:

- 44 wins since 2018, which is tied for the fourth-most in the SEC and tied for 15th among Power Five programs
- Winning the regular-season finale five years in a row for the first time in school history (2018-22)
- First top-10 ranking in each the Associated Press poll and the coaches' poll since 2007 (Sept. 11, 2022)
- First consecutive top-10 rankings in each poll since 1977 (Sept. 18, 2022)
- His 61st coaching victory win, breaking the school record held by Paul "Bear" Bryant (Sept. 10, 2022)
- First home win over Florida since 1986, also marking the first win over an Associated Press top 10-ranked opponent since 2010 (2021)
- First win at Tennessee since 1984 (2020)
- First New Year's Day Bowl win since 1951 (2018 season)
- First 10-win season since 1977 (2018)
- First SEC Coach of the Year since 1983 (2018)
- First final poll ranking since 1984 (2018)
- First bowl win since 2008 (2018 season)
- First win vs. Florida since 1986 (2018)
- First bowl appearance since 2010 (2016)
- Stoops began his tenure in Lexington 12-26 (.316) (2013 - through first two games of 2016). He has since gone 58-33 (.637) (2016 - present). Overall, Stoops is now 69-58 at Kentucky, surpassing Paul "Bear" Bryant's 60 victories to set a school record.



- Off the field, Stoops is a staunch supporter of the Kentucky Children’s Hospital, helping raise more than \$500,000 annually for the kids. He was named the Honorary Coach of the 2022 AFCA Good Works Team.
- Kentucky’s football team has fared well academically under Stoops, as each year UK’s football score in the NCAA Academic Progress Rate has been well above the benchmark of 930.

STOOPS PICKED AMONG NATION’S TOP-20 COACHES

- Prior to the season, four national writers ranked the nation’s top-20 coaches and Mark Stoops was in all four listings:
 - No. 18 Max Chadwick, Pro Football Focus
 - No. 18 Tom Fornelli, CBS.com
 - No. 18 Bruce Feldman, The Athletic
 - No. 20 Stewart Mandel, The Athletic
- It’s not the first time that Stoops has drawn national acclaim for his accomplishments. In December 2021, longtime college football analyst Tom Luginbill noted, “I think Mark Stoops is the best program builder in all of college football right now.”

SIMPLY BY THE “BIG BLUE” NUMBERS

Kentucky Before / After Mark Stoops

	1881-2012	2013-Pr.
Win Pct.	49.9%	54.3%
1st / 2nd Rd. Draft Picks	11*	8
Bowl Games	15	7

*Modern draft era (1970-2012)

Most Career Wins By A Head Coach, School History

- 70 Mark Stoops (2013-Present)**
- 60 Paul “Bear” Bryant (1946-53)
- 47 Fran Curci (1973-81)
- 41 Jerry Claiborne (1982-89)
- 41 Blanton Collier (1954-61)

Most Career SEC Wins By A Head Coach, School History

- 33 Mark Stoops (2013-Present)**
- 25 Fran Curci (1973-1981)
- 22 Paul “Bear” Bryant (1946-53)

Most Career Home Wins By A Head Coach, School History

- 49 Mark Stoops (2013-present)**
- 33 Paul Bryant (1946-53)
- 32 Jerry Claiborne (1982-89)

Most Wins by an Active FBS Coach - All at The Same School

- 163 Dabo Swinney Clemson
- 158 Mike Gundy Oklahoma State
- 158 Kyle Whittingham Utah
- 125 Troy Calhoun Air Force
- 110 Rick Stockstill Middle Tennessee
- 85 Kirby Smart Georgia
- 70 Mark Stoops Kentucky**

LONG-TERM STABILITY

Mark Stoops is the second-longest termed head coach in the Southeastern Conference, only behind Alabama’s Nick Saban. Currently, Stoops has the eighth-longest term of any head coach in the nation.

Longest Active Tenured FBS Head Coaches

Rank	Coach (School)	Hired
1.	Kirk Ferentz (Iowa)	Dec. 2, 1998
2.	Kyle Whittingham (Utah)	Dec. 9, 2004
3.	Mike Gundy (Oklahoma State)	Jan. 3, 2005
4.	Rick Stockstill (Middle Tennessee)	Dec. 12, 2005
5.	Troy Calhoun (Air Force)	Dec. 22, 2006
6.	Nick Saban (Alabama)	Jan. 3, 2007
7.	Dabo Swinney (Clemson)	Oct. 13, 2008
8.	Mark Stoops (Kentucky)	Nov. 27, 2012
9.	Dave Doeren (NC State)	Dec. 1, 2012

Now in his 11th season at Kentucky, Stoops is one of only 23 football coaches who have coached at least 11 seasons at SEC schools since the league’s first season in 1933.

KENTUCKY’S YOUNGSTOWN BOYS

- A neighbor of Pittsburgh, a.k.a. Steel City USA, Youngstown, Ohio, has a reputation as a blue collar community defined by hard work and relationships forged over generations that are stronger than steel. Kentucky’s football program is, in many ways, defined by that bond as it creates a southern alumni club from Youngstown, the hometown of head coach Mark Stoops and his brother Mike Stoops and several other key members of the program. Below is a list of staffers and players from Youngstown:
 - Mark Stoops** - Head Coach (Cardinal Mooney High School)
 - Mike Stoops** – Inside Linebackers Coach (Cardinal Mooney)
 - Vince Marrow** – Associate Head Coach/Recruiting Coord./ Tight Ends (Cardinal Mooney)
 - Frank Buffano** – Safeties (Cardinal Mooney)
 - Courtney Love** – Grad Assistant (Cardinal Mooney)
 - Luke Fulton** – junior, inside linebacker (Cardinal Mooney)
 - Tino Merlo** – freshman, offensive lineman (Cardinal Mooney)

COACHING CHANGES

- Jay Boulware** was named the running backs coach and special teams coordinator on Dec. 12, 2022. He brings more than 25 years of coaching experience to Lexington after most recently serving as an offensive intern in the National Football League for the Pittsburgh Steelers, working specifically with the running backs, including UK’s all-time leading rusher Benny Snell Jr. Before the Steelers, he served as the associate head coach for special teams and tight ends coach at Texas, his alma mater.
- Liam Coen** returned as Kentucky’s offensive coordinator and quarterbacks coach on Jan. 10. He previously served as the offensive coordinator and quarterbacks coach at Kentucky in 2021 before spending 2022 as the offensive coordinator for the Los Angeles Rams.
- Stoops also announced during the offseason the hiring of quality control coach for special teams **Mike Priefer Jr.** Priefer’s name might be familiar to National Football League aficionados as his father Mike Priefer has almost two decades of pro coaching experience, including the last four as the special teams coordinator for the Cleveland Browns. His grandfather, Chuck Priefer, was a longtime



college and NFL coach, including a special teams coach with the San Diego Chargers and Detroit Lions.

TWO WILDCATS WIN SUPER BOWL CHAMPIONSHIP WITH KANSAS CITY CHIEFS

- Two Kentucky Wildcats, defensive lineman Phil Hoskins and offensive lineman Darian Kinnard, earned a Super Bowl ring as the Kansas City Chiefs defeated the Philadelphia Eagles in 2022.
 - Kinnard was on the 53-man roster, while Hoskins was on the practice squad throughout the playoff run.
- Kinnard, who played at Kentucky from 2018-21, was in his rookie season with the Chiefs in 2022-23.
 - During his Wildcat career, the Knoxville, Tennessee, native, played in 46 career games with 39 consecutive starts. He was an essential component for the “Big Blue Wall” which has been under consideration for the Joe Moore Award, given to the nation’s top offensive line, four of the last five seasons, including finalists in 2021.
- Hoskins played at Kentucky from 2017-20 and was in his second season in the NFL.
 - The Toledo, Ohio, native played one season with the Carolina Panthers after being drafted in the seventh round by as the 232nd overall pick in the 2021 National Football League Draft. He was picked up by the Chiefs in January of 2023. He saw action in eight games with the Panthers, totaling six tackles and one sack.
- Overall, 16 Wildcats have won a total of 18 Super Bowl championship rings.

CATS IN THE NFL DRAFT

- Kentucky had three selections in the 2023 NFL Draft - Will Levis (2nd Round, Tennessee), Chris Rodriguez Jr. (6th, Washington) and Carrington Valentine (7th, Green Bay). All three have earned a place on opening day NFL rosters.
- In total, 25 players have been drafted under head coach Mark Stoops since 2013, including 14 defensive players in Avery Williamson, Bud Dupree, Za’Darius Smith, Josh Forrest, Josh Allen, Lonnie Johnson, Mike Edwards, Jamin Davis, Kelvin Joseph, Quinton Bohanna, Brandin Echols, Josh Paschal and Carrington Valentine.
- Kentucky has totaled four or more players selected in the first five rounds three times in school history, including twice in the last four years under Coach Mark Stoops - 2022, 2019 and 1966.
- Kentucky has had a player selected in the first three rounds in five consecutive drafts.

DID YOU KNOW?

- A picture of longevity, UK Equipment Manager **Tom Kalinowski** enters his 46th season in that role. He also was a student manager in 1974-77, now marking his 50th year in UK football. He has worked more than 500 consecutive games.
- UK is one of only 10 schools that have won an NCAA men’s basketball championship, while also having a claim on a national championship in football.
- UK is one of only seven universities in the U.S. that have programs in agriculture, engineering, law, medicine and pharmacy on a single campus.

- The Kentucky cheerleaders have won an unprecedented 24 national cheerleading championships at the annual Universal Cheerleaders Association championships.

2024 SEC OPPONENTS

- Kentucky’s 2024 SEC opponents include Auburn, Georgia, South Carolina and Vanderbilt at home and Florida, Ole Miss, Tennessee and Texas on the road.
 - The dates will be announced at a later time.

2023 TEAM CAPTAINS

The season captains are **Zion Childress, Eli Cox, Kenneth Horsey, Devin Leary, Deone Walker, Trevin Wallace** and **J.J. Weaver**. Horsey and Weaver were named captains for the second straight season, while the rest are first-time captains. Game captains will be decided on a week-by-week basis.

Game-By-Game Team Captains

vs. Ball State	Zion Childress, Eli Cox, Trevin Wallace, J.J. Weaver
vs. Eastern Kentucky	Zion Childress, Devin Leary, Deone Walker, Trevin Wallace
vs. Akron	Zion Childress, Devin Leary, Deone Walker, Trevin Wallace
at Vanderbilt	Eli Cox, Devin Leary, Deone Walker, Trevin Wallace
vs. Florida	TBA
at Georgia	TBA
vs. Missouri	TBA
vs. Tennessee	TBA
at Mississippi State	TBA
vs. Alabama	TBA
at South Carolina	TBA
at Louisville	TBA



WHEN WAS THE LAST TIME KENTUCKY ...

Scored 40 points: 45 at Vanderbilt, Sept. 23, 2023
 Scored 50 points: 52 at Louisville, Nov. 27, 2021
 Scored 60 points: 62 vs. New Mexico State, Sept. 17, 2016
 Scored 70 points: 77 vs. Texas El-Paso, Sept. 7, 2002
 Scored 80 points: 83 vs. North Dakota, Nov. 18, 1950
 Shut Out an Opponent: vs. Youngstown State (31-0), Sept. 17, 2022
Shut Out an Opponent in the 1st half: vs. Akron, Sept. 16, 2023
 Shut Out an SEC Opponent in the 1st half in consecutive games:
 at Georgia, Oct. 19, and vs. Missouri, Oct. 26, 2019
 Did Not Allow an Offensive Point: vs. Youngstown State, Sept. 17, 2022 (31-0 win)
 Game is scoreless at the half: at Georgia, Oct. 19, 2019
 Shut Out an Opponent in the 2nd half: vs. Youngstown State, Sept. 17, 2022
Scored a TD on first series: at Vanderbilt, Sept. 23, 2023
 Scored on first play from scrimmage of game: at Louisville, Nov. 26, 2016
 Had 25 First Downs: 26 vs Youngstown State, Sept. 17, 2022
 Had 30 First Downs: 35 vs. Tennessee, Nov. 6, 2021
 Had 250 yards rushing: 362 at Louisville, Nov. 27, 2021
 Had 300 yards rushing: 362 at Louisville, Nov. 27, 2021
 Had 400 yards rushing: 408 vs. Ole Miss, Oct. 3, 2020
 Had 500 yards rushing: 517 vs. Louisville, Nov. 30, 2019 (SCHOOL RECORD)
 Had consecutive 400-yard rushing games: 401 at Vanderbilt (11/16/19), 462 vs. UT Martin (11/23/19) and 517 vs. Louisville (11/30/19)
 Had below 50 yards rushing: 48 vs. Florida, Sept. 28, 2013
Had 300 yards passing: 315 vs. Akron, Sept. 16, 2023
 Had 400 yards passing: 459 vs. New Mexico State, Nov. 20, 2021
 Had below 50 yards passing: 47 at Missouri, Oct. 24, 2020
 Had 300 yards rushing and passing: (381/311) vs. New Mexico St., Sept. 17, 2016
 Had 500 yards total offense: 511 at Louisville, Nov. 27, 2021
 Had 600 yards total offense: 707 vs. New Mexico State, Nov. 20, 2021
 Had 700 yards total offense: 707 vs. New Mexico State, Nov. 20, 2021
 Had below 200 yards total offense: 179 at Alabama, Nov. 21, 2020
Held opp. below 100 yards rushing: 97, at Vanderbilt, Sept. 23, 2023
Held opp. below 50 yards rushing: 49, vs. Akron, Sept. 16, 2023
 Held opp. below 100 yards passing: 70, vs. ULM, Sept. 4, 2021
 Held opponent below 200 yards total offense: 192 vs. Youngstown State, Sept. 17, 2022
 Held opp. below 100 yards total offense: 87 vs. ULM, Sept. 4, 2021
 Had 10 or more tackles for loss: 14.0 vs ULM, Sept. 4, 2021
 Had six or more sacks: 6.0 vs. ULM, Sept. 4, 2021
 Recorded a safety: vs. UT Martin, Nov. 23, 2019
 Recorded zero penalties: vs. Auburn, Oct. 17, 2009
 Had a player with 30 rush attempts: 31 by Chris Rodriguez Jr. vs. Mississippi State, Oct. 15, 2022
Had a player rush for 100 yards: Ray Davis (112), vs. Ball State, Sept. 2, 2023
 Had two players rush for 100 yards: Chris Rodriguez Jr. (121) and Will Levis (113) at Louisville, Nov. 27, 2021
 Had three players rush for 100 yards: Chris Rodriguez Jr. (133), Terry Wilson (129), A.J. Rose(117) vs. Ole Miss; Oct. 3, 2020 (ONLY TIME AT UK)
 Had 2 players rush for 175 yards or more: Benny Snell (192) and Boom Williams (182) vs. Missouri, Oct. 29, 2016
 Had 2 players rush for 100 yards or more in consecutive games: Chris Rodriguez Jr. and Lynn Bowden Jr. at Vanderbilt (11/16/19); Bowden and A.J. Rose vs. UT Martin (11/23/19), Bowden and Rodriguez Jr. vs. Louisville (11/30/19)
 Had a player rush for 100 yards in consecutive games: Chris Rodriguez Jr. (112) at Missouri, Nov. 5, 2022 and (162), vs. Vanderbilt, Nov. 12, 2022
 Had a player rush for 100 yards in three consecutive games: Chris Rodriguez Jr., 119 vs. New Mexico State, Nov. 20, 2021; 121 at Louisville, Nov. 27, 2021 and Chris Rodriguez Jr. (107), vs. Iowa (Citrus Bowl), Jan. 1, 2022)
 Had player rush for 100 yards in four consecutive games: Chris Rodriguez Jr. (2021)
 Had player rush for 100 yards in five consecutive games: Chris Rodriguez Jr. (2021)
 Had a true freshman rush for 100 yards: 152 by Benny Snell Jr. vs. Austin Peay, Nov. 19, 2016
 Had a player rush for 200 yards: Chris Rodriguez Jr. (207) vs. Missouri, Sept. 11, 2021
 Had 4 players with 50+ yards rushing in the same game: 4 vs. UT Martin, Nov. 23, 2019
 Had a player with 3 rushing touchdowns: 4 by Will Levis at Louisville, Nov. 27, 2021
 Had a player with 50 pass attempts: 60 by Maxwell Smith, vs. WKU, Sept. 15, 2012
 Had a player with 60 pass attempts: 60 by Maxwell Smith, vs. WKU, Sept. 15, 2012
 Had a player with 30 pass completions: 31 by Will Levis, vs. Tennessee, Nov. 6, 2021

Had a player with 300 passing yards: 315 by Devin Leary, vs. Akron, Sept. 16, 2023
 Had a player with 400 passing yards: 419 by Will Levis, vs. New Mexico State, Nov. 20, 2021
 Had 2 players pass for 100 yards: Maxwell Smith (109), Jalen Whitlow (105) vs. Louisville, Sept. 14, 2013
Had a player with 3 or more touchdowns passes: 3 by Devin Leary, vs. Akron, Sept. 16, 2023
 Had a player with 2 passing touchdowns and 2 rushing touchdowns: Patrick Towles, vs. Mississippi State, Oct. 25, 2014
 Had a player with 10+ receptions: 10 by Barion Brown vs. Georgia, Nov. 19, 2022
Had a player with 100 yards receiving: 105 by Barion Brown at Vanderbilt, Sept. 23, 2023
 Had a player with consecutive 100-yard receiving games: Wan'Dale Robinson, 2 (vs. ULM, Sept. 4, 2021; vs. Missouri, Sept. 11, 2021)
 Had a player with three consecutive 100-yard receiving games: Wan'Dale Robinson, 3 (vs. ULM, Sept. 4, 2021; vs. Missouri, Sept. 11, 2021; vs. Chattanooga, Sept. 18, 2021)
 Had 2 players with 100 yards receiving: 147 by Tayvion Robinson and 102 by Barion Brown, vs. Northern Illinois, Sept. 24, 2022
 Had a player with 1,000 receiving yards in a season: 1334, Wan'Dale Robinson (2021)
 Had a true freshman with receiving TDs in each of first three collegiate games: Dane Key, 2022
 Had a player with TD receptions in at least three straight games: (3) Dane Key, 2022
 Had a player with 3 touchdown receptions: 3 by C.J. Conrad vs. New Mexico State, Sept. 17, 2016
 Had a player with 100 rushing and 100 receiving yards in the same game: Rafael Little (132 rushing, 114 receiving) vs. Vanderbilt, Nov. 11, 2006
 Had a 100-yard passer and a 100-yard rusher in the same game: Terry Wilson (151 passing, 129 rushing) vs. Ole Miss, Oct. 3, 2020
 Had a 100-yard rusher and a 100-yard receiver in the same game: Chris Rodriguez Jr. (107 rush) and Wan'Dale Robinson (170 receiving), vs. Iowa (Citrus Bowl), Jan. 1, 2022
 Had a player score a TD by rushing and receiving in the same game: Chris Rodriguez Jr. vs. Iowa (Citrus Bowl), Jan. 1, 2022
 Had a player throw a TD pass and score a rushing and receiving TD in the same game: Randall Cobb vs. Auburn, Oct. 9, 2010
 Had a player throw at least two TD passes and score a rushing TD in consecutive games: Patrick Towles in 2015
 Had a player throw a TD pass, score a receiving TD and score on a punt return for a TD in the same game: Randall Cobb vs. WKU, Sept. 11, 2010
Had a player return a kickoff for a TD: Barion Brown (99 yards) vs. Ball State, Sept. 2, 2023
 Had a player return a punt for a TD: Josh Ali (74 yards) at Mississippi State, Oct. 30, 2021
Had a player return an interception for a TD: Maxwell Hairston, 29 yards, at Vanderbilt, Sept. 23, 2023
 Had a player recover/return a fumble for a TD: Jalen Geiger, vs. Ball State, 69 yards, Sept. 2, 2023
Had two defensive TDs in the same game: Maxwell Hairston (2 INT) at Vanderbilt, Sept. 23, 2023* (only time in UK history player returned two INT for TD in same game)
 Had a player recover two fumbles in one game: Jordan Wright vs. South Carolina, Dec. 5, 2020
 Had a player block a punt: Martez Thrower vs. Youngstown State, Sept. 17, 2022
Had a player block a field goal: Octavious Oxendine vs. Ball St., Sept. 2, 2023
 Had a player block a PAT: Lonnie Johnson Jr. vs. Eastern Kentucky, Sept. 9, 2017
 Had a player return a blocked FG for a TD: Trevin Wallace (76 yards) vs. Florida, Oct. 2, 2021
 Had a player return a blocked punt for a TD: Andrew Hopewell (6 yards), vs. Arkansas, Nov. 1, 2006
 Had a player score a TD on a fake field goal: Joe Mansour (25 yards), vs. Florida, Sept. 28, 2013
 Had a field goal of 50 yards or more: Matt Ruffolo (50 yards) at Miami (Ohio), Sept. 3, 2022
 Had a punt of 70 yards or more: Colin Goodfellow (70 yards) at Miss. State, Oct. 30, 2021
 Played an overtime game: vs. Ole Miss, Oct. 3, 2020 - (L, 41-42)
 Won an overtime game: vs. EKU, Oct. 3, 2015 - (W, 34-27)
 Won a game on the last play of regulation as time expired: 15-14 at Missouri, Oct. 27, 2018 (2-yard TD pass)



WHEN WAS THE TIME THE OPPONENT ...

Scored 40 points: 44 by Tennessee, Oct. 29, 2022

Scored 50 points: 63 by Alabama, Nov. 21, 2020

Scored 10 or less points: 0 by Youngstown State, Sept. 17, 2022

Shut Out Kentucky: 0-21 by Iowa, Dec. 31, 2022

Shut Out Kentucky in 2nd half: by Tennessee, Oct. 29, 2022

Rushed for 300 yards: 331 by Georgia, Nov. 3, 2018

Passed for 300 yards: 316 by Tennessee, Nov. 6, 2021

Had 500 yards of total offense: 562 by Louisville, Nov. 25, 2017

Recorded a safety: Ole Miss, Oct. 1, 2022 (intentional grounding in end zone)

Blocked a Kentucky punt: Eastern Kentucky, Sept. 9, 2023

Blocked a Kentucky field goal: Vanderbilt, Nov. 12, 2022

Blocked a Kentucky PAT: at Tennessee, Oct. 29, 2022

Had a player with 30 rush attempts: 37, Larry Rountree (Missouri, 126 yards), Oct. 24, 2020

Had a player with 100 yards rushing: 145, Jawhar Jordan (Louisville), Nov. 26, 2022

Had a player with 200 yards rushing: 210, Kevin Harris (South Carolina), Dec. 5, 2020

Had a player with 100 yards rushing: 129, Ray Davis (Vanderbilt) and 126, Mike Wright (Vanderbilt) Nov. 12, 2022

Had a player with 40 pass attempts: 51 by Connor Bazalak (Missouri), Sept. 11, 2021

Had a player with 25 pass completions: 25 by Will Rogers (Miss. State), Oct. 15, 2022

Had a player with 300 yards passing: 316 by Hendon Hooker (Tennessee, Nov. 6, 2021)

Had two players with 100 yards passing: 174 by Feleipe Franks and 126 by Kyle Trask (Florida), Sept. 14, 2019

Had a player with 10 pass receptions: 10, Tyler Badie (Missouri, 88 yards), Sept. 11, 2021

Had a player with 100 yards receiving: 138, Jalin Hyatt (Tennessee, 5 catches), Oct. 29, 2022

Had a player with 200 yards receiving: 216 by Demarcus Robinson (Florida), Sept. 13, 2014

Had two players with 100 yards receiving: 111, Korey Robertson and 103, Quez Watkins (Southern Miss), Sept. 2, 2017

Had a player return a kickoff for a TD: Evan Berry (UT), 100 yards, Oct. 31, 2015

Had a player return a punt for a TD: Kadarius Toney (UF), 50 yards, Nov. 28, 2020

Had a player return a blocked FG for a TD: Neiko Thorpe (69 yards) vs. Auburn, Oct. 17, 2009

Had a player return a blocked punt for a TD: Chris Rainey (23 yards) vs. Florida, Sept. 26, 2009

Had a player return an interception for a TD: Emmanuel Forbes (Miss. State), 59 yards, Oct. 15, 2022

Had a player return a fumble for a TD: Trevor Brohard (New Mexico State), 25 yards, Nov. 20, 2021



INDIVIDUAL/TEAM RECORDS

Most Career Wins By A Head Coach, School History

- 1. **70** Mark Stoops (2013-Present)
- 2. 60 Paul "Bear" Bryant (1946-1953)
- 3. 47 Fran Curci (1973-1981)
- 4. 41 Jerry Claiborne (1982-1989)
- 41 Blanton Collier (1954-1961)
- 6. 39 Rich Brooks (2003-2009)

Most Career Home Wins By A Head Coach, School History

- 1. **49** Mark Stoops (2013-present)
- 2. 33 Paul Bryant (1946-53)
- 3. 32 Jerry Claiborne (1982-89)
- 4. 29 Fran Curci (1973-81)
- 29 Blanton Collier (1954-61)

Kickoff Return Touchdowns, Career, School History

- 1. 3 Craig Yeast, 42 returns (1995-98)
- 2. **2** **BARION BROWN, 20 returns (2022-present)**

Kickoff Return Average, Career, School History (min. 30 returns)

- 1. 27.11 Derrick Locke, 54 returns (2007-10)
- 2. 27.05 Calvin Bird, 37 returns (1958-60)
- 3. 25.50 Keenan Burton, 67 returns (2003-07)
- 4. 24.88 Craig Yeast, 42 returns (1995-98)

30.5 Barion Brown, 20 returns for 750 yards (2022-present)

Most INT Return Touchdowns, Career

- 1. 3 Dallas Owens, 1974-77
- 2. 2 Mike Edwards, 2018-18
- 2** **MAXWELL HAIRSTON*, 2022-present**
- 2 Darryl Bishop, 1971-73
- 2 Greg Long, 1978-81

*Hairston is only player in UK history to have two in one game and is tied with Owens at 2 for the most in a season in school-history.

CLUB 100/100/300

The following are Kentucky players in 2023 who have either rushed for 100 yards in a game, had 100 receiving yards or passed for 300 or more.

TYPE	YARDS	PLAYER	OPPONENT
Rushing	112	Ray Davis	vs. Ball State; Sept. 2
Receiving	136	Tayvion Robinson	vs. ECU, Sept. 9
Passing	315	Devin Leary	vs. Akron, Sept. 16
Receiving	105	Barion Brown	at Vanderbilt, Sept. 23

NCAA Passing Yards, Career, Active Leaders (FBS)

- 1. 14,203 Sam Hartman (Notre Dame)
-
- 21. 7,962 Gavin Hardison (UTEP)
- 22. 7,867 DEVIN LEARY (KENTUCKY)**

NCAA Rushing Yards, Career, Active Leaders (FBS)

- 1. 3,099 Frank Gore (Southern Miss)
- 3. 3,047 Marquez Cooper (Ball State)
- 3. 2,956 Sean Tyler (Minnesota)
- 4. 2,899 George Holani (Boise State)
- 5. 2,881 Braelon Allen (Wisconsin)
- 6. 2,863 Kimani Vidal (Troy)
- 7. 2,843 Blake Corum (Michigan)
- 8. 2,811 RAY DAVIS (KENTUCKY)**

NCAA Receiving Yards, Career, Active Leaders (FBS)

- 1. 3,867 Jacob Cowing (Arizona)
-
- 9. 2,337 Ali Jennings (Virginia Tech)
- 10. 2,335 TAYVION ROBINSON (KENTUCKY)**

NCAA Kickoff Return Touchdowns, Career, Active Leaders (FBS)

- T1. 3 Sean Tyler, 40 returns (Minnesota)
- T1. 3 Brian Battie, 62 returns (Auburn)
- T3. 2 BARION BROWN, 21 returns (KENTUCKY)**

Most Field Goals Among Active Players in the FBS

- 1. Brandon Talton Nevada 72
- 2. Will Reichard Alabama 69
- 3. Harrison Mevis Missouri 68
- 4. Jonah Dalmas Boise St. 61
- 5. Griffin Kell TCU 53
- 6. Alex McNulty Buffalo 51
- 7. James Turner Michigan 51
- 8. ALEX RAYNOR KENTUCKY 49**

Most INT Return for TD Among Active Players in the FBS

- 1. Teja Young Ole Miss 4
- 2. Reddy Steward Troy 3
- 3. Cooper DeJean Iowa 3
- T4. MAX HAIRSTON KENTUCKY 2**





KROGER FIELD

On game day, Kroger Field often becomes the third-largest city in Kentucky.



- Since its opening in 1973, Kentucky has played 326 games within the friendly confines of newly-named Kroger Field. **UK has a 185-141-4 record (.567), 49-25 (.662) under Mark Stoops.**
- 2023 marks the 51st season at the facility.
- UK set a new Kroger Field attendance record when 63,543 fans packed the stadium for the Nov. 3, 2018 game vs. No. 6 Georgia.
- Two of the top five crowds in Kroger Field history came in 2018.
- UK announced its first sellout since 2015 when 62,945 fans attended the Florida game on Sept. 23, 2017.
- Since the 1999 expansion, UK has averaged 60,261 fans per game and ranked in the nation's top 30 teams in attendance in 16 of the last 18 seasons. Both the single game and season attendance record has been broken in recent years. *Note: Kroger Field capacity was limited to 12,000 fans per game in 2020 due to COVID-19 restrictions
- The stadium footprint is named C.M. Newton Grounds at Kroger Field in honor of the former UK Director of Athletics.

KROGER FIELD

Commonwealth Stadium was renamed to Kroger Field in May of 2017. The agreement--which is between Kroger and JMI Sports, UK's multimedia rights partner--begins at approximately \$1.85 million annually with a term of up to 12 years. With the partnership, Kroger becomes the Official Fuel Partner of the University of Kentucky and the Official Grocery

Partner of Move-In at UK while also providing additional engagement opportunities with UK students. Per the agreement, Kroger is also the Official Nutrition and Pharmacy Partner of UK Athletics.

Kroger Field was transformed into a state-of-the-art facility after a \$126-million reinvention which was completed prior to the 2015 season. The project was handled by HNTB. The outside of the stadium underwent a dramatic external facelift, receiving a modern look, but one that remained uniquely Kentucky. Inside, the capacity of Kroger Field was reduced over the course of the two-year project to approximately 61,000, but the value of all remaining seats were increased, from the top of the upper deck to front-row seats at midfield. Concourses were revamped and widened throughout the stadium with improved concessions, restrooms and security. Players and coaches reaped the benefits of the new Kroger Field as well, as home-team facilities were built, and a multi-purpose recruiting room hosts future Wildcats on their on-campus visits.

FACTS AND FIGURES

Seating Capacity: 61,000, including the Commonwealth Suites

Playing Field: UK switched from natural grass to synthetic turf for the 2015 season. Other SEC schools with a turf surface are: Arkansas, Ole Miss, Mississippi State and Missouri. The end zones and team sideline areas feature a checkerboard pattern in alternating shades of blue. It was designed to mimic the pattern of Secretariat's silks, which has been part of the football uniforms for five seasons. The school's new interlocking "UK" logo is positioned in the center of the field.

Video Boards: Video boards by Daktronics measuring at 39 by 79 feet, each, bring a total of 6,162 square feet of video capability. The video boards put UK among the nation's leaders in video square footage. The interior seating bowl also has LED ribbon boards.

Sound System: Sportsound system delivers pounding bass energy, smooth mid- and high-range frequencies, and high-impact entertainment. Components of the sound system include a main speaker cluster behind the end zone, under-balcony speakers and concourse speakers.

GAME DAY EXPERIENCES

The "Cat Walk" on Talbott Todd Way: With the unveiling of the new \$45 million Kentucky Football Training Facility in August of 2016, the headquarters of the program moved next door to Kroger Field. Therefore, the Cat Walk was moved to Talbott Todd Way. The Cat Walk typically begins outside Gate 1 two hours and 15 minutes prior to kickoff, and the team proceeds past Gate 1 and between Kroger Field and Nutter Field House. It was dedicated to former Wildcat Talbott Todd (1963-65) who passed away from ALS in August of 2017 and was an avid supporter of the program. From Talbott Todd Way the team walks to the locker room in the Joe Craft Kentucky Football Training Facility.

Lift Them Up: A unique partnership with Toyota Motor Manufacturing Kentucky (TMMK), the Kentucky College of Engineering and the Kentucky Children's Hospital was launched in 2019 that brings special guests to the Cat Walk as the Kentucky football team arrives at Kroger Field. A specially built push cart vehicle provides a Kentucky Children's Hospital patient the chance to both accompa-

TOP ATTENDANCE AT KROGER FIELD

1.	63,543	Georgia, 2018
2.	63,407	Auburn, 2015
3.	63,380	EKU, 2015
4.	63,081	South Carolina, 2018
5.	63,076	Florida, 2019
6.	63,040	Florida, 2015
7.	62,945	Florida, 2017
8.	62,933	UL Lafayette, 2015
9.	62,512	Louisville, 2015



HEAD COACH MARK STOOPS / 11TH SEASON / IOWA, 1989



Mark Stoops has 67 wins in the Blue and White, surpassing the school record of 60 set by Paul “Bear” Bryant.

Under Stoops, 25 players have been drafted in the NFL, including 14 defensive players.

“I think Mark Stoops is the best program builder in all of college football right now.”

-- Tom Luginbill, ESPN National Recruiting Director and on-air game analyst, in December 2021

The 2022 season marked yet another year of achievement for Coach Mark Stoops and the Kentucky football program.

When the Wildcats took on Iowa in the TransPerfect Music City Bowl in December of 2022, it extended a school-record streak of seven-consecutive bowl games, all under Stoops. Kentucky reached the postseason by posting a 7-5 record, the sixth-consecutive season (not including the Covid-shortened 2020 season) that UK has won at least seven games.

Stoops has personal milestones as well as he enters his 11th season at Kentucky, longest term of any coach in school history. The Wildcats’ victory at Florida in 2022 was Stoops’ 61st win, breaking the school record of 60 held by Paul “Bear” Bryant.

Called “the best program builder in all of college football” a year ago by ESPN analyst Tom Luginbill, Stoops’ success hasn’t come easily.

Inheriting a program that was 2-10 the year before he arrived, Stoops’ rebuilding efforts took time. Two games into the 2016 season his record was 12-26, but the program took off from there and the coach has engineered a 58-33 (.637) record since then (2016 - present).

In addition to this season’s achievements, a partial accounting of Stoops’ exploits features:

- Four straight bowl wins – the Citrus Bowl on Jan. 1, 2022, the 2020 Gator Bowl, the 2019 Belk Bowl and the Citrus Bowl on Jan. 1, 2019 – first time in school history that UK won four straight bowls
- A school-record 20-game win streak against nonconference competition (2018-22), which was the nation’s longest active streak at the time.
- First win at Tennessee since 1984 (2020)
- First New Year’s Day Bowl win since 1951 (2018 season)
- First 10-win season since 1977 (2018)
- First SEC Coach of the Year since 1983 (2018)
- First final poll ranking since 1984 (2018)
- First bowl win since 2008 (2018)
- First win vs. Florida since 1986 (2018)
- First bowl appearance since 2010 (2016)



STOOPS AND CO. MAKING A HIT IN RECRUITING

In 10 seasons at the helm of the Kentucky football program, head coach Mark Stoops and his staff have been making noise on the recruiting trail. Kentucky's 11 classes under Stoops have ranked in the top 50 by all four major recruiting services. Below is a look at UK's recruiting success under Stoops and Co.

Kentucky's Signing Day class for 2022 was UK's highest-rated class in the available history of recruiting rankings. (Note: these rankings are based on UK's 20 signees, 19 high school and one junior college, and did not include four-year college transfers Tashawn Manning and Tayvion Robinson.)

Outlet	2013	2014	2015	2016	2017	2018	2019	2020	2021	2022	2023
Rivals	#29	#17	#35	#29	#26	#30	#30	#20	#45	#10	#23
ESPN	#36	#20	#43	#34	#30	#36	#36	#23	#40	#13	#34
247Sports	#41	#23	#38	#34	#29	#38	#34	#22	#39	#11	#27

Several of Stoops' players have also won All-America accolades, along with honors such as the Bronko Nagurski Award, Chuck Bednarik Award, Paul Hornung Award, Ronnie Lott Trophy, Ray Guy Award, Danny Wuerffel Trophy, Jason Witten Man of the Year, Pop Warner Award, Academic All-America and National Good Works Team.

Off the field, Stoops has been active in fundraising and events for the UK Children's Hospital and he was named Honorary Coach of the 2022 National Good Works Team.

The bountiful crop of victories and honors are the fruit of the last seven seasons, but the harvest didn't come easily. Arriving in 2013, taking over a team that had gone 2-10 the season before, it took three years of plowing, planting and growing before the results came.

Stoops earned his first bowl game as head coach in 2016, when the Wildcats overcame an 0-2 start to go 7-3 down the stretch and advance to the TaxSlayer Gator Bowl. UK duplicated seven wins in 2017, playing in the Franklin-American Mortgage Music City Bowl.

Led by linebacker Josh Allen, the National Defensive Player of the Year, and Benny Snell Jr., the school's all-time leading rusher, the 2018 squad went 10-3. It was UK's best season in 41 years, topped by a win over Penn State in the VRBO Citrus Bowl. It was only the third 10-win season in school history.

In addition, the 2018 campaign featured a win at Florida -- the Wildcats' first victory over the Gators in 32 years -- resulting in UK being named the National Team of the Week by the Football Writers Association of America. The regular season concluded with a 56-10 win at in-state rival Louisville, the largest margin of victory in the history of the Governor's Cup series.

UK was No. 11 in the final *USA Today* coaches' poll and No. 12 in the final Associated Press tabulation, the school's first appearance in the

final rankings since 1984. The 2018 season also continued a remarkable trend -- since Stoops took over as coach of the Cats in 2013, UK was the only school in the nation that tied or improved its win total in six straight seasons.

CollegeFootballNews.com listed Stoops as the best coaching performance of the season and he was named Southeastern Conference Coach of the Year by The Associated Press, Athlon Sports and the league coaches.

The 2019 season was one of the most unusual in school history. A succession of injuries decimated the quarterbacks and Stoops turned to wide receiver Lynn Bowden Jr. to man the QB position. Running the ball almost exclusively, UK went 6-2 down the stretch and closed the season with four straight wins, topped by a dramatic come-from-behind Belk Bowl win over Virginia Tech when Bowden threw the game-winning touchdown pass with only 15 seconds remaining.

Stoops followed with the Covid-shortened 2020 season that was capped by a Gator Bowl win over No. 23 North Carolina State.

The momentum continued in 2021 with another 10-win season -- the second under Stoops and only the fourth in school history -- capped by a dramatic come-from-behind win over Iowa in the Vrbo Citrus Bowl.

How has Stoops accomplished all of this? The coach would tell you that there's been nothing magical about the process.

True to his blue-collar roots in Youngstown, Ohio, the methodical advancement made by Stoops' teams is a reflection of the coach's rock-steady work ethic, tireless recruiting, and ability to adapt.

Stoops came to Kentucky from Florida State, where he was defensive coordinator from 2010-12. He inherited a unit ranked 108th in the nation in total defense and turned it into one of the nation's best. In the 2012 season, the Seminoles were second in the nation in total defense, allowing 254.1 yards per game,

and sixth nationally in scoring defense at 14.7 points per game. Playing well against the run and the pass, FSU was third in the country in rushing defense and led the nation in pass defense. FSU led the ACC in seven defensive categories. Stoops also coached the defensive backs under head coach Jimbo Fisher.

Eight Seminoles on defense earned 2012 All-ACC honors, including four first-team selections, highlighted by one of the nation's top defensive end duos in Bjoern Werner and Cornellius Carradine, who combined for 24 sacks and 31 tackles for loss. Werner was a finalist for the 2012 Bronko Nagurski Award as the National Defensive Player of the Year and was among the national leaders in sacks with 13. Stoops also coached cornerback Ronald Darby to ACC Defensive Rookie of the Year. The Seminoles' prowess was a continuation of the 2011 season, when Stoops' defenders led the nation in fewest yards allowed per carry (2.3), ranked fourth in the nation in total defense (275 yards per game), second in rushing defense (82.7 ypg), fourth in scoring defense (15.1 points per game), and eighth in tackles for loss (8.6 per game). FSU led the ACC in eight defensive categories.

Stoops overhauled the Florida State defense in 2010, his first season as defensive coordinator. The Seminoles gave up 19.6 points per game, third-best in the ACC and 20th nationally. FSU ranked 42nd nationally in total defense that season; in contrast, the team was 108th nationally in total defense and 94th in scoring defense in 2009, the year before Stoops' arrival. FSU improved its overall defense by more than 80 yards per game, primarily by limiting opponents to 75 fewer rushing yards per game. The Seminoles ranked third in the nation in quarterback sacks and were 21st in tackles for loss. In the secondary, Stoops coached Xavier Rhodes to ACC Defensive Rookie of the Year honors and National Defensive Freshman of the Year



accolades. During Stoops' three seasons, FSU went 10-4, 9-4 and 12-2, including wins over South Carolina in the 2010 Chick-fil-A Bowl, Notre Dame in the 2011 Champs Sports Bowl and Northern Illinois in the 2013 Orange Bowl.

Stoops was defensive coordinator and DBs coach at Arizona from 2004-09, working for his brother, Mike, who was head coach of the Wildcats. During Mark's time there, Arizona's records improved steadily, going 3-8, 3-8, 6-6, 5-7, 8-5 and 8-5. The Wildcats advanced to the Las Vegas Bowl and Holiday Bowl during the last two years.

Stoops inherited an Arizona unit that was 109th in the nation in total defense and 107th in scoring defense in 2003, the year before he arrived. By the end of his term at Arizona, the Wildcats ranked in the nation's top 25 in total defense his final two seasons and ranked as high as 33rd in scoring defense.

Mark and Mike are also brothers of Bob Stoops, who spent 18 years as the Oklahoma head coach and has been elected to the College Football Hall of Fame. The eldest Stoops brother, Ron Jr., is retired after coaching at Youngstown State. Mark and Mike have reunited in Lexington, as Mike joined the UK staff in 2022 as inside linebackers coach.

Prior to Arizona, Mark Stoops coached the defensive backs three years at Miami (Fla.). The 2001 national champion Hurricanes led the nation in pass efficiency defense, scoring defense and turnover margin. That team also established a school record with 27 interceptions and 45 total takeaways.

Stoops' 2002 secondary led the nation in pass defense and pass efficiency defense. Despite having to replace all four starters in the defensive backfield, the 2003 team led the nation in pass defense. In his three seasons, Miami went 35-3, including the 12-0 Rose Bowl title campaign, plus appearances in the Fiesta and Orange bowls. Ten Miami defensive backs who played at least one season under Stoops were eventually selected in the National Football League draft – seven in the first round.

Stoops got his first experience in leading a defense as co-defensive coordinator at Houston in the 2000 season. He coached the secondary at Wyoming from 1997-99 and the Cowboys notched three straight winning seasons. A highlight of his time there was a school-record 24 interceptions in the '97 season. His first full-time coaching job was in 1996 at South Florida, helping USF in the start-up of its program before the Bulls had their first kickoff in '97.

Stoops has recruited and developed numerous outstanding defensive backs, many of whom went on to National Football League ca-

reers. Among the notables are Antoine Cason and Michael Johnson at Arizona, Miami's Philip Buchanon, Kelly Jennings, Brandon Meriweather, Ed Reed, Antrel Rolle, Mike Rumph and Sean Taylor and Wyoming's Brian Lee.

Stoops was raised in Youngstown, Ohio. As did brothers Bob and Mike, Mark played in the secondary at the University of Iowa for Hall of Fame coach Hayden Fry. He participated in four bowl games as a player. Fry hired Stoops as a graduate assistant coach at Iowa in the 1990 and '91 seasons. The Hawkeyes won the 1990 Big Ten title and played in the Rose Bowl, duplicating feats Stoops also achieved as a player. Stoops went on to coach four years in high school before entering the collegiate ranks.

Stoops has two sons, Will and Zack.

STOOPS' PROGRAM RECORDS	
Most Wins By A Head Coach, School History	
1. 70	Mark Stoops (2013-Present)
2. 60	Paul "Bear" Bryant (1946-1953)
3. 47	Fran Curci (1973-1981)
4. 41	Jerry Claiborne (1982-1989)
	41 Blanton Collier (1954-1961)
6. 39	Rich Brooks (2003-2009)
7. 32	Harry Gamage (1927-1933)
8. 26	Bill Curry (1990-1996)
Most Wins By A Head Coach At Kroger Field	
1. 49	Mark Stoops (2013-Present)
2. 33	Paul "Bear" Bryant (1946-1953)
3. 32	Jerry Claiborne (1982-1989)
4. 29	Fran Curci (1973-1981)
5. 25	Rich Brooks (2003-2009)

STOOPS VS. ALL OPPONENTS	
Opponent	Record
AKRON	1-0
ALABAMA	0-3
Alabama State	1-0
Arkansas	1-0
Auburn.....	0-2
Austin Peay.....	1-0
BALL STATE	1-0
Central Michigan	1-0
Charlotte.....	1-0
Chattanooga	1-0
EASTERN KENTUCKY	3-0
Eastern Michigan.....	2-0
FLORIDA	3-7
GEORGIA	0-10
Georgia Tech.....	0-1
Iowa	1-1
Louisiana-Lafayette.....	1-0
Louisiana-Monroe	2-0
LOUISVILLE	5-4
LSU	1-1
Miami (Ohio)	2-0
Middle Tennessee	1-0
MISSISSIPPI STATE	4-6
MISSOURI	7-3
Murray State.....	1-0
New Mexico State	2-0
North Carolina State.....	1-0
Northern Illinois	1-0
Northwestern	0-1
Ohio	1-0
Ole Miss.....	0-3
Penn State	1-0
SOUTH CAROLINA	7-3
Southern Miss	1-1
TENNESSEE	2-8
Tennessee-Martin.....	2-0
Texas A&M.....	0-1
Toledo.....	1-0
VANDERBILT	8-3
Virginia Tech	1-0
Western Kentucky	0-1
Youngstown State.....	1-0
TOTAL	70-59





THE MARK STOOPS COACHING FILES

Year	School	Position	W-L	SEC	Bowl
1990	Iowa	Graduate Assistant	8-4		Rose
1991	Iowa	Graduate Assistant	10-1-1		Holiday
1992-95	Nordonia HS	Defensive Backs			
1996	South Florida	Defensive Backs	0-0		
1997	Wyoming	Defensive Backs	7-6		
1998	Wyoming	Defensive Backs	8-3		
1999	Wyoming	Defensive Backs	7-4		
2000	Houston	Co-Defensive Coord., Safeties	3-8		
2001	Miami (Fla.)	Defensive Backs	12-0		Rose
2002	Miami (Fla.)	Defensive Backs	12-1		Fiesta
2003	Miami (Fla.)	Defensive Backs	11-2		Orange
2004	Arizona	Defensive Coordinator, DBs	3-8		
2005	Arizona	Defensive Coordinator, DBs	3-8		
2006	Arizona	Defensive Coordinator, DBs	6-6		
2007	Arizona	Defensive Coordinator, DBs	5-7		
2008	Arizona	Defensive Coordinator, DBs	8-5		Las Vegas
2009	Arizona	Defensive Coordinator, DBs	8-5		Holiday
2010	Florida State	Defensive Coordinator, DBs	10-4		Chick-fil-A
2011	Florida State	Defensive Coordinator, DBs	9-4		Champs Sports
2012	Florida State	Defensive Coordinator, DBs	12-2		Orange
2013	Kentucky	Head Coach	2-10	0-8	
2014	Kentucky	Head Coach	5-7	2-6	
2015	Kentucky	Head Coach	5-7	2-6	
2016	Kentucky	Head Coach	7-6	4-4	TaxSlayer
2017	Kentucky	Head Coach	7-6	4-4	Music City
2018	Kentucky	Head Coach	10-3	5-3	Citrus
2019	Kentucky	Head Coach	8-5	3-5	Belk
2020	Kentucky	Head Coach	5-6	4-6	TaxSlayer Gator
2021	Kentucky	Head Coach	10-3	5-3	Vrbo Citrus
2022	Kentucky	Head Coach	7-6	3-5	Music City
2023	Kentucky	Head Coach	4-0	1-0	
Overall	Head Coach		70-59	33-50	

STOOPS' NFL DRAFT PICKS

Name	Year	Rd	Pick	Overall	Team
Avery Williamson	2014	5	11	151	Titans
Bud Dupree	2015	1	22	22	Steelers
Za'Darius Smith	2015	4	23	122	Ravens
Josh Forrest	2016	6	15	190	Rams
Josh Allen	2019	1	7	7	Jaguars
Lonnie Johnson	2019	2	22	54	Texans
Mike Edwards	2019	3	35	99	Bucs
Benny Snell Jr.	2019	4	19	122	Steelers
George Asafo-Adjei	2019	7	18	232	Giants
Lynn Bowden Jr.	2020	3	16	80	Raiders
Logan Stenberg	2020	4	15	121	Lions
Jamin Davis	2021	1	19	19	Washington
Kelvin Joseph	2021	2	12	44	Cowboys
Quinton Bohanna	2021	6	8	192	Cowboys
Brandin Echols	2021	6	16	200	Jets
Landon Young	2021	6	22	206	Saints
Phil Hoskins	2021	7	3	232	Panthers
W. Robinson	2022	2	11	43	Giants
Josh Paschal	2022	2	14	46	Lions
Luke Fortner	2022	3	1	65	Jaguars
Darian Kinnard	2022	5	2	145	Chiefs
Will Levis	2023	2	2	33	Titans
Chris Rodriguez	2023	6	16	193	Washington
Carrington Valentine	2023	7	15	232	Packers



STOOPS YEAR-BY-YEAR

2013 – Won 2, Lost 10

Table with 5 columns: Rank, Opponent, Score, Location, Date. Lists 13 games from 2013.

246 374 COACH: Mark Stoops CAPTS: Avery Williamson and game captains

2014 – Won 5, Lost 7

Table with 5 columns: Rank, Opponent, Score, Location, Date. Lists 17 games from 2014.

350 375 COACH: Mark Stoops CAPTS: Javess Blue, Alvin "Bud" Dupree, Za'Darius Smith, Jordan Swindle

2015 – Won 5, Lost 7

Table with 5 columns: Rank, Opponent, Score, Location, Date. Lists 24 games from 2015.

296 329 COACH: Mark Stoops CAPTS: Farrington Huguenin, Josh Forrest, Patrick Towles, Jordan Swindle, Melvin Lewis, A.J. Stamps

2016 – Won 7, Lost 6

Table with 5 columns: Rank, Opponent, Score, Location, Date. Lists 17 games from 2016.

390 407 COACH: Mark Stoops CAPTS: Jon Toth, Courtney Miggins, Courtney Love, Jeff Badet, Jojo Kemp, Marcus McWilson

2017 – Won 7, Lost 6

Table with 5 columns: Rank, Opponent, Score, Location, Date. Lists 17 games from 2017.

332 367 COACH: Mark Stoops CAPTS: Mike Edwards, Nick Haynes, Stephen Johnson, Courtney Love, Garrett Johnson, Charles Walker

2018 – Won 10, Lost 3

Table with 5 columns: Rank, Opponent, Score, Location, Date. Lists 17 games from 2018.

346 419 COACH: Mark Stoops CAPTS: Josh Allen, George Asafo-Adjei, C.J. Conrad, Kash Daniel, Mike Edwards, Benny Snell Jr.

2019 – Won 8, Lost 5

Table with 5 columns: Rank, Opponent, Score, Location, Date. Lists 17 games from 2019.

353 451 COACH: Mark Stoops CAPTS: Lynn Bowden Jr., Kash Daniel, Logan Stenberg, Terry Wilson, Josh Paschal

2020 – Won 5, Lost 6

Table with 5 columns: Rank, Opponent, Score, Location, Date. Lists 13 games from 2020.

240 285 COACH: Mark Stoops CAPTS: Josh Ali, Quinton Bohanna, Yusuf Corker, Max Duffy, Drake Jackson, Josh Paschal, DeAndre Square, Boogie Watson, Terry Wilson and Landon Young

Due to COVID 19, 2020 was a 10-game SEC-only schedule

2021 – Won 10, Lost 3

Table with 5 columns: Rank, Opponent, Score, Location, Date. Lists 17 games from 2021.

20 17 COACH: Mark Stoops CAPTS: Josh Ali, Yusuf Corker, DeAndre Square, Luke Fortner, Marquan McCall, Will Levis, Josh Paschal and Chris Rodriguez Jr.

* indicates night game

2022 – Won 7, Lost 6

Table with 5 columns: Rank, Opponent, Score, Location, Date. Lists 17 games from 2022.

0 21 COACH: Mark Stoops CAPTS: Will Levis, Jordan Wright, Chris Rodriguez Jr., Deandre Square, JJ Weaver, Jacquez Jones, and Kenneth Horsey

2023 – Won 4, Lost 0

Table with 5 columns: Rank, Opponent, Score, Location, Date. Lists 5 games from 2023.

CAPTS: Zion Childress, Eli Cox, Kenneth Horsey, Devin Leary, Deone Walker, Trevin Wallace, J.J. Weaver

* indicates night game



ASSISTANT COACHES



FRANK BUFFANO

SAFETIES

Frank Buffano was hired in March of 2020 after serving seven years as the director of football operations at UK. He assists Chris Collins with the defensive backs and works primarily with the safeties. In 2022, he also was the co-special teams coordinator.

Prior to Kentucky, Buffano was a secondary coach and linebackers coach at Youngstown State. He began his career at Arizona under Mike Stoops, serving as a defensive graduate assistant coach his last two seasons after three years of working as a video graduate assistant with the Wildcats.

2008-09	Defensive Grad Assistant	Arizona
2010	Secondary	Youngstown State
2011-12	Linebackers	Youngstown State
2020	Safeties	Kentucky
2021-2022	Safeties/Co-Special Teams Coordinator	Kentucky



JAY BOULWARE

RUNNING BACKS/SPECIAL TEAMS

Jay Boulware is the newest member to Kentucky's coaching staff. Hired on Dec. 12, 2022, he brings a plethora of success to the Commonwealth as he has more than 25 years of coaching experience and has been a part of 16 teams that advanced to bowl games. Most recently, he served as an offensive intern in the National Football League for the Pittsburgh Steelers, working specifically with the running backs, including UK's all-time leading rusher, Benny Snell Jr.

Before the Steelers, he served as the associate head coach for special teams and tight ends coach at Texas, his alma mater, helping the No. 19 Longhorns finish 7-3 overall and capture the Alamo Bowl title in 2020.

He also spent seven years at Oklahoma, working under then-head coach Bob Stoops from 2013-16 and Lincoln Riley from (2017-19) and had stints at Auburn, Utah, Stanford, Arizona and Northern Illinois.

Boulware was an offensive lineman at Texas before entering the coaching ranks.

1994-95	Student Assistant	Texas	Sun ('94), Sugar ('95)
1996	Graduate Assistant	Texas	Fiesta ('96)
1997-2000	Tight Ends/Co-Offensive Line	Northern Illinois	
2001-03	Tight Ends/Running Backs/Offensive Line	Arizona	
Summer of 2004	NFL Minority Coaching Fellowship Program	San Francisco 49ers	
2004	Running Backs	Stanford	
2005-06	Tight Ends/Co-Special Teams	Utah	Emerald ('05), Armed Forces ('06)
2007-08	Running Backs/Special Teams	Iowa State	
2009-12	Tight Ends/Special Teams	Auburn	Outback ('09), BCS Championship ('10), Chick-fil-A ('11)
2013-19	Running Backs/Special Teams	Oklahoma	Sugar ('13), Russell Athletic ('14), Orange ('15), Sugar ('16), Rose ('17), Orange ('18), Peach ('19)
Summer of 2014	NFL Minority Coaching Fellowship Program	New Orleans Saints	
2020	Assoc. Head Coach/Tight Ends/Special Teams	Texas	Alamo ('20)
2021	Offensive Intern	Pittsburgh Steelers	



LIAM COEN

OFFENSIVE COORDINATOR/QBS

Liam Coen is in his second season at Kentucky, the first in his current term as the offensive coordinator and quarterbacks coach. He returned to the Bluegrass in 2023 after serving one season as the offensive coordinator with the Los Angeles Rams.

Before Kentucky, Coen spent three years on the Rams' staff from 2018-20. He served as assistant wide receivers coach in 2018 and 2019 before taking on assistant quarterbacks coach in 2020, when he helped Jared Goff post his fourth-consecutive season with 3,800 or more passing yards.

Coen played collegiate football at UMass and had an illustrious career as a four-year starter at quarterback from 2005-08. He set nearly every career UMass passing record, including most yards gained (11,031), highest passing efficiency (152.92), completion percentage (63.9), completions (830) and touchdowns (90).

2010	Quarterbacks Coach	Brown
2011	Quarterbacks Coach	Rhode Island
2012-13	Quarterbacks Coach	Brown
2014-15	Pass Game Coord./QBs Coach	UMass
2016-17	Offensive Coordinator, QBs	Maine
2018-19	Assistant Wide Receivers Coach	Los Angeles Rams
2020	Assistant Quarterbacks Coach	Los Angeles Rams
2021	Offensive Coord./Quarterbacks Coach	Kentucky
2022	Offensive Coordinator	Los Angeles Rams
2023-present	Offensive Coord./Quarterbacks Coach	Kentucky



CHRIS COLLINS

DEFENSIVE BACKS

Chris Collins enters his third season at Kentucky coaching the defensive backs. Collins was hired in June of 2021 after four seasons as the safeties coach at Georgia State. He helped the Panthers advance to a bowl game in three of his four seasons.

Collins was a four-year letterwinner and two-year captain as a safety and outside linebacker at Western Carolina from 2006-09. He finished his career with 303 tackles, 19 tackles for loss, nine forced fumbles and five pass breakups.

2011-12	Defensive Assistant	Western Carolina
2013-14	Secondary / Special Teams Coordinator	Catawba
2015	Defensive Graduate Assistant	Appalachian State
2016	Assistant Linebackers Coach	Western Carolina
2017-18	Assistant Safeties Coach	Georgia State
2019-20	Assistant Safeties Coach / Recruiting Coordinator	Georgia State
2021-present	Kentucky	Defensive Backs



VINCE MARROW

ASSOCIATE HEAD COACH/TIGHT ENDS/RECRUITING COORDINATOR

Vince Marrow, aka the "Big Dawg," enters his 11th season at Kentucky, currently handling the duties of associate head coach/tight ends coach/recruiting coordinator/NFL liaison.

Marrow's tight ends have been a big factor in UK producing six consecutive seasons of 2,000 or more rushing yards with at least one 1,000-yard rusher in five of those (Stanley "Boom" Williams -2016; Benny Snell Jr., - 2017, 2018; Lynn Bowden - 2019; Chris Rodriguez Jr. - 2021). Marrow also has been instrumental in UK signing 10 straight top-50 recruiting classes, including the highest-rated class in UK history in 2021.

Marrow had a professional playing career as a member of NFL rosters on five teams, including Buffalo, Carolina, New York Jets, Chicago and San Francisco. After his NFL days ended, Marrow played for the Frankfurt Galaxy of NFL Europe in 1998, earning all-league honors with 32 receptions for 345 yards. He also played for the Orlando Rage in the XFL in 2001.

He began his collegiate playing career at Youngstown State before transferring to Toledo. Marrow played two seasons at Toledo, earning second-team All-MAC honors in 1991 before being drafted by the Bills in 1992.

2005-06	Tackles, Tight Ends	Berlin (NFL Europe)
2006-07	Tackles, Tight Ends	Rhein (NFL Europe)
2008	Tight Ends	Toledo
2009	Head Coach	Holland HS
2010	Tight Ends	Omaha (United Football League)
2011-12	Graduate Assistant / Tight Ends	Nebraska
2013	Tight Ends	Kentucky
2014-18	Tight Ends, Recruiting Coordinator	Kentucky
2019-present	Associate Head Coach/Tight Ends	Kentucky



ANWAR STEWART

DEFENSIVE LINE

Former Wildcat Anwar Stewart was named the defensive line coach at Kentucky in January of 2020. He returned to the Bluegrass after one season as the defensive line coach at Appalachian State.

Stewart is quite familiar with the Kentucky football program after playing linebacker/defensive end from 1996-99 under head coaches Bill Curry and Hal Mumme and having served as a student assistant and defensive assistant under head coach Mark Stoops from 2017-18.

During his playing days at Kentucky, he totaled 64 tackles, including nine tackles for loss and eight sacks, playing both linebacker and defensive end.

2014	Defensive Quality Control	Montreal Alouettes
2015	Defensive Ends	Montreal Alouettes
2016	Defensive Line	Montreal Alouettes
2017-18	Defensive Assistant	Kentucky
2019	Defensive Line	Appalachian State
2020-present	Defensive Line	Kentucky



MIKE STOOPS

INSIDE LINEBACKERS

Mike Stoops, a 35-year collegiate coaching veteran who is the brother of head coach Mark Stoops, was named the inside linebackers coach in January of 2022. He replaced Jon Sumrall, who was named the head coach at Troy.

Mike Stoops most recently was at Florida Atlantic where he spent the 2021 season as the defensive coordinator and safeties coach. Prior to that, he spent two seasons (2019 and 2020) at Alabama as an analyst on Nick Saban's staff, highlighted by the 2020 national championship. He also was the assistant head coach and defensive coordinator at Oklahoma from 2012-18 and was the head coach at Arizona from 2004-11. He had a first term at Oklahoma from 1999-2003, including the 2000 national championship season.

1987	Graduate Assistant	Iowa
1988-91	Volunteer Assistant	Iowa
1992-95	Defensive Ends	Kansas State
1996	Co-Defensive Coordinator/Defensive Ends	Kansas State
1997	Co-Defensive Coordinator/Defensive Backs	Kansas State
1998	Asst. Head Coach/Co-Defensive Coordinator/Defensive Backs	Kansas State
1999-2003	Asst. Head Coach/Co-Defensive Coordinator/Defensive Backs	Oklahoma
2004-11	Head Coach	Arizona
2012-14	Asst. Head Coach/Defensive Coordinator/Defensive Backs	Oklahoma
2015-18	Asst. Head Coach/Defensive Coordinator/Outside Linebackers	Oklahoma
2019-20	Quality Control	Alabama
2021	Defensive Coordinator/Safeties	Florida Atlantic
2022-present	Inside Linebackers	Kentucky



BRAD WHITE

DEFENSIVE COORDINATOR/OUTSIDE LINEBACKERS

Brad White is in his sixth season at Kentucky as the outside linebackers coach and fifth as the Cats' defensive coordinator. He was elevated to the DC position by head coach Mark Stoops in February of 2019.

White came to Kentucky after spending six years at the outside linebackers coach with the Indianapolis Colts.

A graduate of Wake Forest, White started at linebacker and finished his playing career with 227 tackles, 19.0 tackles for loss, 4.0 sacks and eight passes defended, while starting 34-of-35 games played. White was a three-time Academic All-ACC selection and was named to the 2004 CoSIDA Academic All-District III team.

2007-08	Defensive Graduate Assistant	Wake Forest
2009	Safeties	Murray State
2010-11	Inside Linebackers	Air Force
2012-13	Defensive Quality Control	Indianapolis (NFL)
2014	Assistant Linebackers	Indianapolis (NFL)
2015-17	Outside Linebackers	Indianapolis (NFL)
2018	Outside Linebackers	Kentucky
2019-present	Defensive Coordinator/Outside Linebackers	Kentucky



SCOTT WOODWARD

WIDE RECEIVERS

Scott Woodward is in his third season as the wide receivers coach.

Before coming to the Bluegrass, Woodward spent two seasons as a quality control coach at Pittsburgh. From 2015-18, he served as the tight ends coach at his alma mater, Massachusetts, and also served as an offensive analyst and worked with the quarterbacks and receivers.

Prior to UMass, had coaching stints at Fairleigh Dickinson-Florham (2013-15) and Westfield State (2010-13).

Woodward was a four-year letterman at quarterback for Massachusetts and played for the Minutemen's 2006 team that finished as the Division I-AA National Championship national runner-up.

2010-12	Offensive Graduate Assistant	Westfield State
2013-14	Offensive Coordinator/Quarterbacks	Fairleigh Dickinson
2015	Graduate Assistant/Wide Receivers	Massachusetts
2016	Offensive Analyst/Quarterbacks	Massachusetts
2017	Quarterbacks	Massachusetts
2018	Tight Ends	Massachusetts
2019-20	Offensive Quality Control	Pittsburgh
2021-present	Wide Receivers	Kentucky



ZACH YENSER

OFFENSIVE LINE

Zach Yenser was named the new offensive line coach at Kentucky in February of 2022 after three seasons as the assistant offensive line coach with the San Francisco 49ers.

Yenser, originally from Fort Mitchell, Kentucky, began his coaching career as a graduate assistant at his alma mater Troy University in 2007, working with special teams and the offensive linemen under former Wildcat and beloved UK assistant coach John Schlarman.

As a player at Troy, Yenser earned a starting spot at center from 2003-06. In 2006, as a senior team captain, he helped the Trojans win the Sun Belt Conference and the New Orleans Bowl, and was named a First-Team All-Sun Belt selection.

2007	Graduate Assistant - Offensive Line/Special Teams	Troy
2008	Offensive Line	Henderson State
2009	Offensive Line	Colquitt County High School
2010-11	Graduate Assistant - Offensive Line	Louisiana Tech
2012	Assistant Offensive Line	Louisiana Tech
2013-14	Offensive Line	California
2015-17	Offensive Line/Run Game Coordinator	Kansas
2018	Offensive Quality Control	Southern Methodist
2019-21	Assistant Offensive Line	San Francisco 49ers
2022-present	Offensive Line	Kentucky



2023 GAME REVIEWS

1

KENTUCKY 44, BALL STATE 14

SEPT. 2, 2023 • LEXINGTON, KY. KROGER FIELD (58,286)



Kentucky scored touchdowns on offense, defense and special teams on Saturday, beating Ball State 44-14 in the 2023 season opener at Kroger Field.

Quarterback Devin Leary, making his first start for Kentucky, connected on 18 of 31 passing for 241 yards with a touchdown and an interception. Running back Ray Davis, also wearing blue for the first time on Saturday, rushed for 112 yards and a pair of scores for the Cats.

Kentucky (1-0) had 357 yards of total offense in the game compared to just 295 for Ball State. The Cardinals

actually had more first downs than the Cats (18-16) but the Cats took advantage of both BSU turnovers, converting those into 10 points.

The Cats also got a defensive score on a 69-yard fumble recovery and return by Jalen Geiger, as well as a 99-yard kickoff return for a touchdown by Barion Brown. Defensively, Trevin Wallace led the Cats with 12 tackles, while Alex Afari, Maxwell Hairston and D'Eryk Jackson each had eight stops.

On the first play from scrimmage, Leary connected with Dane Key over the middle for a 44-yard completion, quickly getting the Cats into BSU territory. But the drive stalled and UK settled for a 41-yard field goal from Alex Raynor, which was good, and Kentucky took an early 3-0 lead.

Ball State went three-and-out on its first drive but the Cardinals' punt pinned the Cats at their own six. Kentucky quickly dug itself out of that hole on a 26-yard run by Davis. But Kentucky was forced to punt, giving the ball back to Ball State with 8:40 still to play in the first quarter.

On the ensuing possession, the Cardinals drove into UK territory for the first time. Ball State would march 73 yards in 13 plays, ending with a one-yard quarterback sneak touchdown run by Layne Hatcher. Jackson Courville added the extra point and Ball State led 7-3 with 1:35 to play in the first.

Kentucky wasted little time getting into the Ball State red zone early in the second period. A 27-yard connection from Leary to Key, followed by a 16-yard completion to Tayvion Robinson, got the Cats to the BSU four yard line. A couple of plays later, Davis scored on a two-yard rush, his first touchdown as a Wildcat, to give UK the lead. Raynor added the PAT and Kentucky led 10-7 with 11:31 to play in the half.

Ball State drove into UK territory on its next possession before the UK defense made a big play. Hatcher completed a pass to Tanner Koziol, who was hit by UK's Afari, resulting in a fumble that Geiger scooped up and took 69 yards for a Kentucky touchdown. Raynor added the PAT and Kentucky grabbed a 17-7 advantage with 6:58 left in the half.

The UK defense forced another three-and-out on Ball State's next possession, forcing a Cardinals' punt. Kentucky took over at its own 45 with 4:35 to play in the half.

Kentucky would get into Ball State territory but, on fourth and three from the BSU 33, Leary was intercepted by Ball State's Tyler Potts to end the threat and give the Cardinals the ball back with 1:37 left in the half.

The UK defense would make another big play before the end of the half. BSU's Malcolm Gillie caught a pass from Hatcher but was hit by UK's Hairston, causing a fumble that was recovered by Jordan Lovett, giving Kentucky the ball at the BSU 31 with 1:22 left in the half.

Kentucky could do nothing with the ensuing possession, but the Cats got a 46-yard field goal from Raynor with 1:08 to play in the half to make it 20-7 UK.

Ball State got the ball back but Kentucky used its timeouts wisely and forced a Cardinals' punt. The Cats took over on their own 45 with 31 seconds to play. On the second play of the possession, Leary hit Barion Brown for 26 yards, getting the Cats to the BSU 29 with 17 seconds left in the half. On the final play of the half, Raynor connected on a 46-yard field goal, giving Kentucky a 23-7 lead at the half.

The Cardinals got the ball first in the third quarter. BSU got one first down and drove near midfield before being forced to punt. UK took over at its own 11 with 9:29 remaining in the third quarter.

Kentucky took over and put together an impressive scoring drive. The Cats marched 89 yards in seven plays, culminating when Leary found Key in the back of the end zone for a five-yard touchdown pass. Raynor added the point after and Kentucky led 30-7 with 6:43 left in the third.

Ball State answered with a scoring drive of its own. The Cardinals went 75 yards in 10 plays. The drive ended with a touchdown pass from Kaydin Semonza to Ty Robinson. Courville added the PAT to make it 30-14 with less than a minute to play in the third.

On the ensuing kickoff, Brown fielded the ball on the right hash at the one, went up the middle, and was off to the races, covering 99 yards for a kick return touchdown, the second of his young career. Raynor added the PAT and Kentucky led 37-14 with 28 seconds left in the period. That would be the score after three quarters.

In the fourth quarter, Ball State drove deep into Kentucky territory, eventually getting to the UK one yard line. But on fourth and goal, Semonza tried a quarterback sneak and was stuffed by UK's Keaten Wade and Trevin Wallace, foiling the scoring opportunity and giving the ball back to the Cats with 9:57 left in the game.

Kentucky would add a late score when Davis scampered 30 yards for his second touchdown of the game with just six seconds remaining. Raynor added the PAT to provide the final margin of victory.

SCORING SUMMARY

Table with 5 columns: Team, Points, Field Goals, Touchdowns, PATs. Rows for Ball State and Kentucky.

- 1st 13:17 Cats - #16 A.Raynor 41 yd FG, 5-51, 01:43 0-3
1st 01:35 Cards - #3 L.Hatcher 2 yd rush (#96 J.Courville kick), 13-73, 07:05 7-3
2nd 11:31 Cats - #1 R.Davis 2 yd rush (#16 A.Raynor kick), 11-70, 04:58 7-10
2nd 06:58 Cats - #4 J.Geiger 69 yd fumble return (#16 A.Raynor kick), 04:33 7-17
2nd 01:08 Cats - #16 A.Raynor 46 yd FG, 4-2, 00:14 7-20
2nd 00:00 Cats - #16 A.Raynor 46 yd FG, 4-26, 00:31 7-23
3rd 06:43 Cats - #6 D.Key 5 yd pass from #13 D.Leary (#16 A.Raynor kick), 7-89, 02:37 7-30
3rd 00:42 Cards - #2 T.Robinson 5 yd pass from #9 K.Semonza (#96 J.Courville kick), 10-75, 06:01 14-30
3rd 00:28 Cats - #7 B.Brown 99 yd kickoff return (#16 A.Raynor kick), 00:00 14-37
4th 00:06 Cats - #1 R.Davis 30 yd rush (#16 A.Raynor kick), 6-66, 03:16 14-44

TEAM STATISTICS

Table comparing statistics for Cards and Cats: First Downs, Rush Att./Net Rush, Passing C/A/I, Offensive Plays, Total Offense, Fumbles/Lost, Penalties/Yards, Punts/Average, Third-Down Conv., Time of Possession.

INDIVIDUAL STATISTICS

RUSHING (ATT.-YD.-TD)
BALL STATE - Cooper 15-33, Kelly 7-21, Rico Barfield 3-14, Pemberton 4-12, Spegal 1-3, Semonza 6-2, Hatcher 5-(-13)
UK - Davis 14-112-2, McClain 4-0, Leary 2-(-8)

PASSING (COMP-ATT-INT-YARDS-TD)
BALL STATE - Semonza 15-20-0-165-1, Hatcher 6-8-0-36-0, Kelly 1-1-0-22-0
UK - Leary 18-31-1-241-1

RECEIVING (REC-YARDS-TD)
BALL STATE - Koziol 8-66, Robinson 5-90-1, Magwood 4-38, Barfield 1-12, Cooper 1-8, Presley 1-7, Gillie 1-3, Pemberton 1(-1)
UK - Key 5-96-1, B. Brown 3-39, Robinson 3-38, Davis 3-10, Sumo-Karngbaye 2-18, Bates 1-30, McClain 1-10

TACKLES
BALL STATE - Riley 5, Spae 4, Pearce 4, Malry 4, Coll 4
UK - Wallace 12, Hairston 8, Jackson 8, Afari Jr. 8, Lovett 7



2023 GAME REVIEWS

2

KENTUCKY 28, EASTERN KENTUCKY 17

SEPT. 9, 2023 • LEXINGTON, KY.
KROGER FIELD (61,876)



Devin Leary threw a career high-tying four touchdown passes, including two to Tayvion Robinson, as Kentucky rallied past Eastern Kentucky 28-17 at Kroger Field.

Leary connected on 24 of 38 through the air for 299 yards and the four scores with an interception. Robinson caught six passes for 136 yards and a pair of scores.

Barion Brown also had a big day for the Cats with 152 yards of all purpose offense and a score. Ray Davis led the Cats with 52 yards rushing on 12 carries. Davis also caught a touchdown pass from Leary.

Andru Phillips and Trevin Wallace led the Cats with seven tackles each, while Jordan Lovett, D'Eryk Jackson and Deone Walker each had five stops.

Kentucky (2-0) got the game's first possession but the Cats were unable to make a first down and were forced to punt. Wilson Berry's kick was blocked by EKU's Cornelius Evans and the Colonels took over on the UK 30 yard line.

The Colonels would take advantage of the short field. After making a first down, EKU got on the board when quarterback Parker McKinney scrambled 14 yards for a touchdown. Patrick Nations added the extra point and Eastern Kentucky led 7-0 with 10:46 left in the first quarter.

On the ensuing possession, Kentucky got three first downs, crossing the 50 into EKU territory. But the drive stalled and, on fourth and nine from the EKU 33, Leary was sacked by the Colonels' Albert Nunes and the Cats turned the ball over on downs with 4:30 to play in the first.

EKU took the ball and got into UK territory before the Kentucky defense forced a punt. The Cats would take over at their own seven yard line with 1:40 remaining in the period. The Colonels would hold a 7-0 lead after one quarter.

Early in the second quarter, Kentucky was forced to punt and EKU took over deep in its own territory. On the second play of the drive, UK linebacker Trevin Wallace hit EKU's Braedon Sloan, causing a fumble that Kentucky's Alex Afari recovered at the EKU 24.

The EKU defense would step up on the drive, as Frank Lee tipped a Leary pass, then intercepted it at the EKU 39. The Colonels took over with 10:39 left in the half.

Again, EKU would get into Kentucky territory, but this drive would be stopped when McKinney's pass over the middle was intercepted by UK's Maxwell Hairston at the UK four yard lin. Kentucky took over with 10:00 left in the half.

Kentucky was able to make a pair of first downs on its next drive, but the Cats would be forced to punt again and EKU took over at its own 13 with 7:17 to play in the half.

EKU took its next possession and again drove into UK territory. But the drive stalled and the Colonels tried a 48-yard field goal. But Nations' kick came up short and the Cats took over at their own 31 with 4:40 to play in the half.

Kentucky would make one first down before being forced to punt again. EKU took over at its own 3 yard line with 3:30 left in the half.

The Colonels punted and Kentucky got a 36-yard return from Barion Brown, giving the Cats the ball at the EKU 24 with 48 seconds left in the half. And the Cats immediately took advantage when Leary hit Tayvion Robinson in the left corner of the end zone for a 24-yard touchdown pass. Alex Raynor added the PAT and the game was tied 7-7 with 42 seconds left in the half.

EKU had the first possession of the second half and the Colonels wasted little time getting into the UK red zone. The Colonels got inside the UK 10 before the Kentucky defense got a stop and forced a 21-yard field goal attempt. Nations would make the kick and the Colonels grabbed a 10-7 lead with 9:41 left in the third quarter.

Kentucky would answer with a scoring drive of its own. UK got a 25-yard pass from Leary to Robinson, followed by a 26-yard run on a reverse from Brown to get inside the EKU 10. Then, on third and goal, Leary connected with Robinson for the duo's second touchdown of the game. Raynor added the PAT and Kentucky led for the first time, 14-10, with 5:47 left in the third.

On the next possession, EKU would get one first down before being forced to punt. Kentucky would take over at its own 15 yard line with 3:47 to play in the third period. The Cats again would turn to Robinson, this time on a reverse, that the super senior took 56 yards deep into EKU territory. Two plays later, Leary hit

Brown in the corner of the end zone for a touchdown. Raynor added another PAT and Kentucky led 21-10 with 1:47 to play in the third period.

Eastern Kentucky quickly responded. McKinney hit Joshua Carter over the middle for a 39-yard game. McKinney then scrambled for six yards on the final play of the third quarter, getting EKU to the UK 24 yard line. The Colonels would get to the nine and that's when McKinney hit Sloan for a nine-yard touchdown. Nations drilled the PAT and Kentucky's lead was cut to 21-17 with 12:04 to play.

Kentucky responded with an efficient, six-play, 65-yard drive that ended with Leary throwing his fourth touchdown pass of the day, a 24-yard wheel route to Davis, to increase the UK lead. Raynor added another PAT and the Cats led 28-17 with 8:08 to play.

SCORING SUMMARY

Eastern Kentucky	7	0	3	7	-	17
Kentucky	0	7	14	7	-	28

1st 10:46 EKU - #18 P.McKinney 14 yd rush (#46 P.Nations kick), 6-30, 02:32 7-0
 2nd 00:42 UK - #9 T.Robinson 24 yd pass from #13 D.Leary (#16 A.Raynor kick), 1-24, 00:06 7-7
 3rd 09:41 EKU - #46 P.Nations 21 yd FG, 10-71, 05:19 10-7
 3rd 05:47 UK - #9 T.Robinson 6 yd pass from #13 D.Leary (#16 A.Raynor kick), 9-72, 03:54 10-14
 3rd 01:47 UK - #7 B.Brown 13 yd pass from #13 D.Leary (#16 A.Raynor kick), 4-85, 02:00 10-21
 4th 12:04 EKU - #21 B.Sloan 9 yd pass from #18 P.McKinney (#46 P.Nations kick), 9-75, 04:43 17-21
 4th 08:08 UK - #1 R.Davis 24 yd pass from #13 D.Leary (#16 A.Raynor kick), 6-65, 03:49 17-28

TEAM STATISTICS

	COLONELS	CATS
First Downs	15	20
Rush Att./Net Rush	27/92	23/115
Passing C/A/I	19/29/1	24/38/1
Offensive Plays	56	61
Total Offense	311	414
Fumbles/Lost	1/1	1/0
Penalties/Yards	4/37	4/155
Punts/Average	4/38.8	4/38.8
Third-Down Conv.	6 of 12	5 of 11
Time of Possession	27:53	32:07

INDIVIDUAL STATISTICS

RUSHING (ATT.-YD.-TD)
 EKU - Sloan 7-48, Carter 12-30, McKinney 8-14-1
 UK - Davis, 12-52, Brown 2-34, Jefferson 3-23, McClain 5-18, Leary 1-(-12)

PASSING (COMP-ATT-INT-YARDS-TD)
 EKU - McKinney 19-29-1-219-1
 UK - Leary 24-38-1-299-4

RECEIVING (REC-YARDS-TD)
 EKU - Smith 7-36, Sloan 3-40-1, Johnson 2-53, Carter 2-42, Hensley 2-19, Brown 2-17
 UK - Robinson 6-136-2, B. Brown 6-51-1, Key 4-42, Davis 3-36-1

TACKLES
 EKU - West 10, Blake 10, Bemby 4, Cheeley 4, Jackson 4
 UK - Phillips 7, Wallace 7, Lovett 5, Jackson 5, Walker 5





2023 GAME REVIEWS

3

KENTUCKY 35, AKRON 3

SEPT. 16, 2023 • LEXINGTON, KY.
KROGER FIELD (59,456)

Devin Leary passed for 315 yards and three touchdowns and Ray Davis had 169 all-purpose yards as Kentucky blasted Akron 35-3 at Kroger Field.

Leary hit on 16 of 25 passing in the game, connecting on touchdowns to Josh Kattus, Tayvion Robinson and Davis.

Davis rushed for 72 yards on seven carries and caught three passes for 97 yards in the game. Kentucky ended the game with 450 yards of total offense.

On defense, Maxwell Hairston led the Cats with seven tackles, while Trevin Wallace had five, including a pair of sacks.

Kentucky got the ball first and the Cats got off to a very good start. Leary connected with Davis for a 39-yard completion to get UK into Akron territory. A Leary scramble earned the Cats another first down, as did a completion to Barion Brown. The drive would end when Leary connected with Kattus on a six-yard touchdown pass. Alex Raynor would add the extra point and UK grabbed an early 7-0 lead.

The UK defense forced Akron into a three and out on their first drive and the Zips were forced to punt. Kentucky would take over at its own 30 with 9:06 still remaining in the first quarter.

Kentucky would punt on its next possession, but Akron would muff the punt and UK's Zion Childress recovered at the Akron 36 yard line. But the Cats were unable to move the ball and, after a delay of game penalty foiled a potential field goal attempt, UK punted the ball away.

Akron would punt again on its next possession and UK took over at its own 19 with 1:37 to play in the first quarter. The Cats would end the period with a 7-0 lead.

On the second play of the second quarter, Kentucky got a big completion from Leary to Jordan Dingle, covering 59 yards to the Akron 11 yard line. But as Dingle fought for extra yards, Akron's Shammond Cooper forced a fumble that the Zips recovered in the end zone.

Akron would assemble a solid drive on the ensuing possession. The Zips would get inside the UK 30 but Kentucky's defense forced a 47-yard field goal attempt from Noah Perez that came up short and the Cats maintained a 7-0 advantage with 5:39 left in the half.

Kentucky took advantage of the possession, and the Cats would drive deep into Akron territory, getting inside the 10. But a bad snap cost Kentucky 21 yards. However, just before the half, Leary found Robinson in the back of the end zone for a 24-yard touchdown. Raynor added the PAT and the Cats led 14-0 with eight seconds to play in the half. That would be the halftime score.

Akron got possession to start the second half. The Zips would get near midfield and appeared to have converted a fourth and short to keep the drive going. But an ineligible receiver downfield penalty negated the play and the Zips were forced to punt. Kentucky took over at its own 22 with 11:24 to play in the third quarter.

Kentucky appeared to stretch the lead on its next possession when Leary hit Anthony Brown-Stephens for a long touchdown. But the play was called back due to a holding penalty. On the very next play, Leary was intercepted by Akron's Tyson Durant and the Zips took over at the UK 47.

Akron would drive into the UK red zone but on a third and four from the 19, Wallace came up with the sack, forcing Akron into a 36-yard Perez field goal, which was good, and the UK lead was trimmed to 14-3 with 3:27 left in the third period.

The play of the game came on the next UK drive. With Kentucky facing a third and 11, Leary was under pressure and looked like he would be sacked. But at the last minute, he got the ball to Davis, who scampered 58 yards down the left sideline for the touchdown. Raynor added the PAT and the Cats extended the lead to 21-3 with 1:38 to play in the third quarter. That would be the score at the end of the period.

After another Akron punt, Kentucky was able to extend the lead on its next possession. UK needed just three plays to cover 73 yards, the final 55 coming on a Davis touchdown run. Raynor added another PAT and the Cats led 28-3 with 13:47 to play.

Akron would drive into UK territory on its next drive but Perez would miss a 38-yard field goal and the score remained 28-3 with 10:31 to play.

Late in the fourth quarter, Kentucky added to its lead. Demie Sumo-Karngbaye rushed for 42 yards to get the Cats deep into Akron territory. Two plays later, Sumo-Karngbaye scored from six yards out for his first touchdown in a Kentucky uniform. Raynor added the extra point and the Cats led 35-3 with 3:04 remaining.

SCORING SUMMARY

Akron	0	0	3	0	-	3
Kentucky	7	7	7	14	-	35

1st 10:34 KEN - #84 J.Kattus 6 yd pass from #13 D.Leary (#16 A.Raynor kick), 7-7, 04:26 0-7
 2nd 00:08 KEN - #9 T.Robinson 22 yd pass from #13 D.Leary (#16 A.Raynor kick), 10-70, 05:31 0-14
 3rd 03:27 AKR - #44 N.Perez 36 yd FG, 9-27, 05:33 3-14
 3rd 01:38 KEN - #1 R.Davis 58 yd pass from #13 D.Leary (#16 A.Raynor kick), 4-81, 01:41 3-21
 4th 13:47 KEN - #1 R.Davis 55 yd rush (#16 A.Raynor kick), 3-73, 01:05 3-28
 4th 03:04 KEN - #0 D.Sumo-Karngbaye 4 yd rush (#16 A.Raynor kick), 4-62, 02:03 3-35

TEAM STATISTICS

	ZIPS	CATS
First Downs	16	19
Rush Att./Net Rush	25/49	22/135
Passing C/A/I	29/41/0	16/27/1
Offensive Plays	66	49
Total Offense	239	450
Fumbles/Lost	1/1	4/2
Penalties/Yards	6/41	5/45
Punts/Average	5/38.2	3/41.0
Third-Down Conv.	6 of 15	5 of 8
Time of Possession	34:47	25:13

INDIVIDUAL STATISTICS

RUSHING (ATT.-YD.-TD)

AKRON - Lingard 7-30, Irons 13-30, Anderons 3-9
 UK - Davis 7-76, Sumo-Karngbaye 4-58, McClain 3-32, Jefferson 2-13, Sheron 1-2, Brown 1-1, Leary 3-8

PASSING (COMP-ATT-INT-YARDS-TD)

AKRON - Irons 23-34-0-130-0, Undercuffler 6-7-0-60-0
 UK - Leary 16-26-1-315-3, Sheron 0-1-0-0-0

RECEIVING (REC-YARDS-TD)

AKRON - George 6-36, Gathings 5-43, Adams 5-16, Lingard 4-41, Banks 4-22, Norton 2-14, D. Anderson 2-10, C. Anderson 1-8
 UK - Robinson 5-86-1, Jor. Dingle 4-89, Davis 3-97-1, Kattus 2-24-1, Brown 2-19

TACKLES

AKRON - Cooper 5, Lewis 4, McCoy 4, Nunnally 4, Tallandier 3
 UK - Hairston 7, Wallace 5, Thrower 5, Dunn 4



2023 GAME REVIEWS

4

KENTUCKY 45, VANDERBILT 28

SEPT. 23, 2023 • NASHVILLE, TENN.
FIRSTBANK STADIUM (26,279)



Maxwell Hairston had a pair of interception returns for touchdowns as Kentucky topped Vanderbilt 45-28 at FirstBank Stadium in Nashville in the Southeastern Conference opener for both teams.

Hairston had a 29-yard pick six in the first quarter, then did it again with a 54-yard interception return for a touchdown in the final stanza.

Kentucky (4-0, 1-0 SEC) got 78 yards rushing and a pair of touchdowns from Vanderbilt transfer Ray Davis. Quarterback Devin Leary connected on 15 of 29 through the air for 205 yards and a touchdown, with two interceptions.

Barion Brown caught four passes for 105 yards to lead the Cats in receiving.

Octavian Oxendine led Kentucky with six tackles and Andru Phillips had five for Kentucky.

Vanderbilt (2-3, 0-1) got the opening possession and, after making one first down, the UK defense forced the Commodores to punt.

Kentucky took over on its own 17 yard line and the Cats quickly moved into Vandy territory, aided by a targeting penalty on the 'Dores. Leary connected with both Dane Key and Brown for first downs before JuTahn McClain took a handoff up the middle and scampered 36 yards for the Kentucky touchdown. Alex Raynor added the PAT and the Cats grabbed a 7-0 lead with 9:51 left in the first quarter.

On Vanderbilt's next drive, the 'Dores were facing a second and 20 when quarterback AJ Swann was under pressure from Trevin Wallace and JJ Weaver. Swann tried to hit receiver London Humphreys but UK's Hairston stepped in front and intercepted the pass, then returned it 29 yards for the touchdown. Raynor made the point after and Kentucky led 14-0 with 8:14 still to play in the first.

The Kentucky defense forced a three and out on the next Vanderbilt drive and the 'Dores were forced to punt again. The Cats took over at their own 30 with 6:32 to play in the quarter. On the second play of the drive, Leary tried to connect with Brown on a deep ball but Vandy's John Howse intercepted it and the Commodores took over at their own seven.

Again, Kentucky's defense forced a three and out and a punt. Kentucky took over at its own 31 with 4:00 left in the first period.

On UK's ensuing drive, Leary connected with Brown for 56 yards to get the Cats to the Vandy two yard line. Two plays later, it was Davis with the touchdown rush, expanding the Kentucky lead. Raynor made another extra point and UK led 21-0 with 1:56 left in the first quarter. That would be the score at the end of the quarter.

Early in the second quarter, Vanderbilt was forced to punt again and the Cats took over at their own 11 with 14:45 left in the half. The Cats went three and out and UK punted for the first time in the game. Vandy took over at its own 32 with 12:32 left in the half.

The 'Dores again went three and out and were forced to punt it away. UK took over at its own 16 with 11:18 to play in the half.

Kentucky would put together a long drive with the ensuing possession. The Cats used 13 plays to cover 74 yards, taking 6:25 off the clock. The drive would end with a 27-yard Raynor field goal, increasing the UK lead to 24-0 with 4:53 to play in the half.

Vanderbilt would have its best drive of the first half on the next possession. The 'Dores would get to the UK 23 yard line before the drive stalled. Jacob Borcila would convert a 41-yard field goal to cut the UK lead to 24-3 with 2:51 left in the half.

Kentucky punted on its next possession and Vandy got the ball back at its own 43 yard line with 1:58 left in the half. The 'Dores appeared to score on a touchdown pass but the play was called back due to a holding penalty. However, Vanderbilt would continue to drive and, with 20 seconds left in the half, Sedrick Alexander scored from seven yards out for the first Vandy touchdown of the game. Borcila added the PAT and the UK lead was cut to 24-10. That would be the halftime score.

In the third quarter, the teams exchanged punts on their first possessions. On Kentucky's second possession of the half, Leary was hit and intercepted by Vandy's Jeffrey Ugochukwu and the 'Dores took over at the UK 16. But the Kentucky

defense stood tall and forced Vandy into a 32-yard Borcila field goal, which was good, and the UK lead was 24-13 with 11:25 left in the third quarter.

Kentucky went three and out on its next possession and was forced to punt. Vandy took over in good field position at its own 48 with 9:49 left in the third quarter.

On Vandy's next possession, Swann was intercepted by UK linebacker D'Eryk Jackson, who lateraled the ball to defense back Andru Phillips, who took it back to the Vandy 21 yard line. A penalty moved the ball to the VU 12, where the Cats started their drive. Four plays later, Davis scored on a one-yard rush, his second touchdown of the day, extending the UK lead. Raynor added the extra point and Kentucky grabbed a 31-13 advantage with 6:44 still left in the third.

Vandy got a pair of first downs on its next drive before being forced to punt. Kentucky took over at its own 12 yard line with 2:15 left in the third. Kentucky would lead 31-13 through three quarters.

Early in the fourth quarter, Kentucky was deep in its own territory before Davis broke off a 38-yard run to get UK near midfield. Later in the drive, the Cats got on the board again when Leary connected with Key on a fade pattern in the left corner of the end zone for a 22-yard touchdown. Raynor added the PAT and Kentucky led 38-13 with 10:35 left in the game.

Vanderbilt would respond with a scoring drive of its own. The Commodores covered 66 yards in just seven plays, ending with a two-yard touchdown run by Patrick Smith. The 'Dores went for two, and Swann hit Quincy Skinner to convert, making it 38-21 Kentucky with 8:00 to play.

On its next drive, Kentucky quickly got into Vandy territory when Leary connected with Brown on a 37-yard completion. But the drive stalled and UK punted it away with 5:09 to play.

Vanderbilt was moving the ball on its next possession before Hairston did it again. He intercepted Swann at the UK 46 and took it back 54 yards for his second pick six of the game. Raynor added the PAT and UK led 45-21 with 4:15 to play.

Vandy added a late touchdown to provide the final margin.

SCORING SUMMARY

Kentucky	21	3	7	14	-	45
Vanderbilt	0	10	3	15	-	28

- 1st 09:51 Kentuc - #4 J.McClain 36 yd rush (#16 A.Raynor kick), 7-82, 03:42 7-0
- 1st 08:14 Kentuc - #31 M.Hairston 29 yd interception return (#16 A.Raynor kick), 01:37 14-0
- 1st 01:56 Kentuc - #1 R.Davis 2 yd rush (#16 A.Raynor kick), 5-69, 02:04 21-0
- 2nd 04:53 Kentuc - #16 A.Raynor 27 yd FG, 13-74, 06:25 24-0
- 2nd 02:51 Vandy - #97 J.Borcila 41 yd FG, 6-52, 02:02 24-3
- 2nd 00:20 Vandy - #28 S.Alexander 7 yd rush (#97 J.Borcila kick), 6-57, 01:38 24-10
- 3rd 11:25 Vandy - #97 J.Borcila 32 yd FG, 4-3, 00:51 24-13
- 3rd 06:44 Kentuc - #1 R.Davis 1 yd rush (#16 A.Raynor kick), 4-11, 02:03 31-13
- 4th 10:35 Kentuc - #6 D.Key 22 yd pass from #13 D.Leary (#16 A.Raynor kick), 9-88, 06:40 38-13
- 4th 08:00 Vandy - #4 P.Smith 2 yd rush (#3 Q.Skinner Jr. pass from #5 A.Swann), 7-66, 02:28 38-21
- 4th 04:15 Kentuc - #31 M.Hairston 54 yd interception return (#16 A.Raynor kick), 00:54 45-21
- 4th 00:23 Vandy - #48 K.Johnson 10 yd pass from #8 K.Seals (#97 J.Borcila kick), 14-75, 03:52 45-28

TEAM STATISTICS

	CATS	DORES
First Downs	19	20
Rush Att./Net Rush	31/160	27/97
Passing C/A/I	15/29/2	20/47/3
Offensive Plays	60	74
Total Offense	365	328
Fumbles/Lost	1/0	0/0
Penalties/Yards	10/106	7/51
Punts/Average	5/40.8	2/48.5
Third-Down Conv.	5 of 11	4 of 9
Time of Possession	31:11	21:58

INDIVIDUAL STATISTICS

RUSHING (ATT.-YD.-TD)
 VANDY - Alexander 8-37-1, Smith 12-36-1, Swann 5-11, McGowan 1-7, Gillespie 1-6
 UK - Davis 17-78-2, McClain 6-64-1, Leary 3-12, Brown 1-4, Sumo-Kamgbaye 2-4

PASSING (COMP-ATT-INT-YARDS-TD)
 VANDY - Swann 16-40-3-189-0, Seals 4-7-0-42-1
 UK - Leary 15-29-2-205-1

RECEIVING (REC-YARDS-TD)
 VANDY - Kyle 3-37, Humphreys 3-33, Carter 2-48-1, Sheppard 2-31, Ball 2-21, Skinner 2-20
 UK - Brown 4-105, Key 4-58, Robinson 2-23, Sumo-Kamgbaye 2-7

TACKLES
 VANDY - Sewell 9, Tylor 7, Longwell 5
 UK - Oxendine 6, Phillips 5, Hairston 4, Jackson 4






2023 GAME-BY-GAME STARTERS

OFFENSIVE STARTERS

	TE/WR	LT	LG	C	RG	RT	WR	WR/TE	WR/TE	RB	QB
BALL STATE	Bates	M. Cox	Horsey	Burton	E. Cox	Flax	Brown	Key	T. Robinson	R. Davis	Leary
E. KENTUCKY	Kattus	M. Cox	Ray	Burton	E. Cox	Ford	Brown	Key	T. Robinson	R. Davis	Leary
AKRON	Jo. Dingle	M. Cox	Ray	Burton	E. Cox	Flax	Brown	Key	T. Robinson	R. Davis	Leary
at Vanderbilt	Bates	M. Cox	Ray	E. Cox	Burton	Flax	Brown	Key	T. Robinson	R. Davis	Leary
FLORIDA											
at Georgia											
MISSOURI											
TENNESSEE											
at Miss. State											
ALABAMA											
at South Carolina											
at Louisville											

DEFENSIVE STARTERS

	CB	DE	NG	DT	SLB/DT	WLB	MLB	NICK/LB	SS	FS	CB
BALL STATE	Hairston	Silver	Walker	Oxendine	Weaver	Wallace	Jackson	Afari	Childress	Lovett	Phillips
E. KENTUCKY	Hairston	Silver	Walker	Oxendine	Weaver	Wallace	Jackson	Afari	Childress	Lovett	Phillips
AKRON	Hairston	Silver	Walker	Rybka	Weaver	Wallace	Jackson	Afari	Childress	Lovett	Phillips
at Vanderbilt	Hairston	Silver	Walker	Rybka	Weaver	Wallace	Jackson	Afari	Childress	Lovett	Phillips
FLORIDA											
at Georgia											
MISSOURI											
TENNESSEE											
at Miss. State											
ALABAMA											
at South Carolina											
at Louisville											



2023 SCORING DRIVE ANALYSIS

GAME-BY-GAME SCORING DRIVES

Table with columns: Game, Plays/Yards, Qtr./Clock, Res., Scoring Play. Lists scoring drives for games against BSU, ECU, AKR, and VU.

GAME OPENING DRIVES

Table with columns: Game, KENTUCKY (Res/Pts, Yds), OPPONENT (Res/Pts, Yds). Shows opening drives for games vs. Ball State, ECU, Akron, and at Vanderbilt.

2ND HALF OPENING DRIVES

Table with columns: Game, KENTUCKY (Res/Pts, Yds), OPPONENT (Res/Pts, Yds). Shows 2nd half opening drives for games vs. Ball State, ECU, Akron, and at Vanderbilt.

GAME-BY-GAME TD DRIVES

Table with columns: Yds, TD, Drive, Poss. Time, TDs, Plays, TDs. Shows TD drive statistics by quarter for games against BSU, ECU, AKR, and VU.

DRIVE ANALYSIS

Table with columns: Game, Total Drive, TD, FG, MFG, P, TO, 4DN. Shows drive analysis statistics for games vs. Ball State, ECU, Akron, and at Vanderbilt.





2023 GAME-BY-GAME STATISTICS

Game	Score	First Downs	Time of Possession	Rushing (No-Yds-TD)	Passing (Cmp-Att-Int-Yds-TD)	Total Offense (Plays-Yds-TD)	3rd Down Conversions	Fumbles-Lost
KENTUCKY	44	17	21:58	20-113-2	18-31-1-241-1	51-354-3	4-9	0-0
Ball State	14	18	38:02	41-72-1	22-30-0-223-1	71-295-2	9-17	3-2
KENTUCKY	28	21	32:07	23-115-0	24-38-1-299-4	61-414-4	4-11	1-0
Eastern Kentucky	17	15	27:53	27-92-1	19-29-1-219-1	56-311-2	6-12	1-1
KENTUCKY	35	18	25:13	22-135-2	15-26-1-315-3	49-450-5	5-8	4-2
Akron	3	16	34:47	25-49-0	29-41-0-190-0	66-239-0	6-15	1-1
KENTUCKY	45	19	31:11	31-160-3	15-29-2-205-1	60-365-4	5-11	1-0
at Vanderbilt	28	20	28:49	27-97-2	20-47-3-231-1	74-328-3	6-16	0-0


GAME-BY GAME RUSHING

(No-Yds-TD)	R. Davis	Jefferson	Leary	McClain	Robinson	L. Wright	Sumo-Karnbaye
Ball State	14-112-2	-	2/-8-0	1-9-0	0-0-0	0-0-0	0-0-0
EKU	12-52-0	3-23-0	1/-12-0	5-18-0	0-0-0	0-0-0	0-0-0
Akron	7-72-1	1-12-0	3/-12-0	3-23-0	0-0-0	0-0-0	4-58-1
at Vanderbilt	17-78-2	0-0-0	3-12-0	6-64-1	0-0-0	0-0-0	2-4-0

GAME-BY GAME RECEIVING

(Rec-Yds-TD)	Bates	Brown	Cummings	Jo. Dingle	Sumo-Karnbaye	Key	McClain	Robinson	R. Davis	Kattus	Brown-Stephens
Ball State	1-30-0	3-39-0	0-0-0	0-0-0	2-18-0	5-96-1	1-10-0	3-38-0	3-10-0	0-0-0	0-0-0
EKU	0-0-0	6-51-1	0-0-0	1-16-0	1-6-0	4-42-0	2-6-0	6-136-2	3-36-1	0-0-0	1-6-0
Akron	0-0-0	2-19-0	0-0-0	4-89-0	0-0-0	0-0-0	0-0-0	5-86-1	3-97-1	2-24-1	0-0-0
at Vanderbilt	2-16-0	4-105-0	0-0-0	0-0-0	2-3-0	4-58-1	0-0-0	2-23-0	1/-6-0	INJ	1-6-0





2023 GAME NOTES

GAME-BY-GAME PASSING

(Cmp-Att-Int-Yds-TD)	Leary	Sheron	D. Wade
Ball State	18-31-1-241-1	-	-
EKU	24-38-1-299-4	-	-
Akron	16-25-1-315-3	0-1-0-0	-
at Vanderbilt	15-29-2-205-1	-	-

GAME-BY-GAME PUNTING

(No-Yds-Avg-LG-In20)	Berry
Ball State	2-97-48.5-51-0
EKU	3-155-51.7-55-3
Akron	3-123-41.0-45-1
at Vanderbilt	5-204-40.8-48-1

GAME-BY-GAME FG

FG Made (Miss)	Raynor
Ball State	3 (0)
EKU	0 (0)
Akron	0 (0)
at Vanderbilt	1 (0)

GAME-BY-GAME DEFENSIVE LINE (Tackles-Tackles For Loss-Sacks)

Game	Dinkins	Hayes	Oxendine	Silver	Rybka	Saunders	Walker	Henry-Young
Ball State	1-1-0	3-0-0	1-0-0	1-1-0	DNP	4-1.5-1.5	2-0-0	1-0-0
EKU	0-0-0	3-0.5-0	0-0-0	3-0-0	2-1-0	2-0-0	5-1-1	0-0-0
Akron	2-0-0	1-0-0	1-0-0	1-0-0	3-0-0	0-0-0	2-0-0	2-1-1
at Vanderbilt	0-0-0	0-0-0	6-0-0	0-0-0	0-0-0	1-0-0	3-0.5-0.5	2-0.5-0.5

GAME-BY-GAME LINEBACKERS (Tackles-Tackles For Loss-Sacks-Pass Breakups)

Game	D. Jackson	D. Rayner	Thrower	K. Wade	Wallace	Weaver	Matthews
Ball State	8-0-0-0	0-0-0-0	2-0-0-0	2-0-0-0	12-2-0.5-0	6-1-1-1	1-0-0-0
EKU	5-0.5-0-0	0-0-0-0	0-0-0-0	3-0-0-0	7-1-1-0	3-1-0-0	0-0-0-0
Akron	2-0-0-1	3-0-0-0	5-0-0-0	2-1-1-0	5-2-2-0	3-0-0-0	0-0-0-0
at Vanderbilt	4-0-0-INT	3-0-0-0	1-0-0-0	3-0-0-0	1-0-0-0	2-0-0-1	0-0-0-0

GAME-BY-GAME DEFENSIVE BACKS (Tackles-Pass Breakups-Int.)

Game	Afari	Hardaway	Childress	Geiger	Hairston	Lovett	Phillips
Ball State	8-1.5-0	2-0-0	1-0-0	1-0-0	8-0-0	7-0-0	5-0-0
EKU	1-0-0	0-0-0-0	4-0-0	3-0-0	4-0-1	5-0-0	7-0-0
Akron	1-0-0	1-2-0	3-0-0	2-0-0	7-0-0	2-0-0	2-1-0
at Vanderbilt	3-0-0	1-0-0	3-1-0	1-0-0	4-3-2 (2 TD)	0-0-0	5-1-0



2023 GAME-BY-GAME STATISTICS

TURNOVERS

Opponent	FORCED BY KENTUCKY					FORCED BY OPPONENT			
	Fum	Int	Tot	Margin	UK Pts Off	Fum	Int	Tot	Opp Pts Off
Ball State	2	0	2	+1	10	0	1	1	0
EKU	1	1	2	+1	0	0	1	1	0
Akron	1	0	1	-2	0	2	1	3	3
at Vanderbilt	0	3	3	+1	21	0	2	2	3
TOTALS	4	4	8	+1	31	2	5	7	6

KENTUCKY BIG PLAYS


Opponent	RUSHING					PASSING				SPECIAL TEAMS	
	15+	20+	30+	40+	50+	20+	30+	40+	50+	Block	Return for TD
Ball State	0	0	0	0	0	3	3	2	0	1	1
EKU	2	1	0	0	0	5	1	1	1	0	0
Akron	2	2	2	2	1	7	3	2	2	0	0
at Vanderbilt	5	3	2	0	0	3	2	1	1	0	0
TOTALS	9	6	4	2	1	18	9	6	4	1	1

OPPONENT BIG PLAYS

Opponent	RUSHING					PASSING				SPECIAL TEAMS	
	15+	20+	30+	40+	50+	20+	30+	40+	50+	Block	Return for TD
Ball State	0	0	0	0	0	3	3	2	0	1	1
EKU	1	1	0	0	0	3	2	1	0	1	0
Akron	0	0	0	0	0	2	0	0	0	0	0
at Vanderbilt	0	0	0	0	0	4	1	0	0	0	0
TOTALS	1	1	0	0	0	12	6	3	0	2	1

DRIVE CHART STATISTICS

Opponent	No.	Avg Plays	Avg Yds	For TD	Avg Plays	Avg Yds
Ball State	9	6.7	39.2	3	5.3	57.0
EKU	11	5.5	37.6	4	5.0	61.5
Akron	10	4.8	45.0	5	5.4	72.2
at Vanderbilt	12	6.0	30.4	4	6.3	62.5



2023 EXPLOSIVE PLAYS

RUNS 15+

R. Davis

26 yards
23 yards
30 yards*
55 yards*
38 yards
5 rush., 172 yards, 34.4 avg., 1 TD

Brown

26 yards
1 rush, 26 yards, 26.0, 0 TD

McClain

15 yards
36 yards*
16 yards
3 rush, 67 yards, 22.3 avg., 1 TD

Jefferson

16 yards
1 rush, 16 yards, 16.0 avg., 0 TD

Sumo-Karnbaye

42 yards
16 yards
2 rush, 58 yards, 29.0 avg., 0 TD

Leary

22 yards
1 rush, 22 yards, 22.0 avg., 0 TD

Total: 13 rush, 357 yards, 27.5 avg., 3 TD

RECEIVING 20+

Key

44 yards
27 yards
22 yards*
3 rec., 93 yards, 31.0 avg., 1 TD

Brown

26 yards
20 yards
55 yards
37 yards
4 rec., 138 yards, 34.5 avg., 0 TD

Bates

30 yards
1 rec., 30 yards, 30.0 avg. 0 TD

T. Robinson

24 yards*
25 yards
56 yards
28 yards
22 yards*
24 yards
6 rec., 179 yards, 29.8 avg. 2 TD

Davis

24 yards*
58 yards*
2 rec., 82 yards, 41.0 avg. 2 TD

Jo. Dingle

59 yards
25 yards
2 rec., 84 yards, 42.0 avg., 0 TD

Total: 19 rec. for 617 yards, 32.5 avg., 5 TD

KICK RETURNS 30+

Brown

99 yards*
1 return, 99 yards, 99.0 avg., 1 TD

Total: 1 return for 99 yards, 99.0 avg, 1 TD

PUNT RETURNS 20+

Brown

36 yards
1 return for 36 yards, 36.0, 0 TD

DEFENSIVE RETURNS 20+

Geiger - 69 yards (fumble)*
Hairston - 29 yards (INT)*
Phillips - 49 yards (INT by D. Jackson, lateral)
Hairston - 54 yards (INT)*

Total: 4 returns for 202 yards, 50.5 avg., 3 TD

UK LONG PLAYS (20+) BY THE NUMBERS

20+ Plays By Yards	No.	TD
100+	0	0
90-99	1	1
80-89	0	0
70-79	0	0
60-69	1	1
50-59	6	3
40-49	2	0
30-39	7	2
20-29	12	5
TOTAL	29	12

20+ Plays By Type	No.	TD
Rushing	11	3
Passing	19	5
Punt returns	1	0
Kick returns (30+)	1	1
Interceptions	3	2
Fumble returns	1	1
TOTAL	32	12

OPPONENT BIG PLAYS

Total:	
Run (15+)	1 for 28 yds
Receiving (20+)	13 for 351 yds
Kick Returns (30+)	0 for 0 yds
Punt Returns (20+)	0 for 0 yds
Defensive Returns (20+)	0 for 0 yds
TOTAL: 14 for 379 yards (27.1 avg.)	



2023-24 Kentucky Football Combined Team Statistics All games

Team Results

	Date	Opponent		Score	Att.
	09/02/2023	Ball St.	W	44-14	0
	09/09/2023	Eastern Ky.	W	28-17	61876
	09/16/2023	Akron	W	35-3	59456
*	09/23/2023	at Vanderbilt	W	45-28	26279

Game Records

Record	Overall	Home	Away	Neutral
ALL GAMES	4-0	3-0	1-0	0-0
CONFERENCE	1-0	0-0	1-0	0-0
NON-CONFERENCE	3-0	3-0	0-0	0-0

Rushing

Player	gp	att	gain	loss	net	avg	td	lg	avg/g
Ray Davis	4	50	324	10	314	6.3	5	55	78.5
JuTahn McClain	4	18	117	3	114	6.3	1	36	28.5
Demie Sumo-Karngbaye	4	6	62	0	62	10.3	1	42	15.5
Barion Brown	4	4	39	0	39	9.8	0	26	9.8
Ramon Jefferson	3	5	36	1	35	7.0	0	16	11.7
Kaiya Sheron	1	1	2	0	2	2.0	0	2	2.0
Devin Leary	4	9	30	47	-17	-1.9	0	22	-4.3
Team	4	3	0	23	-23	-7.7	0	0	-5.8
Total	4	96	610	84	526	5.5	7	55	131.5
Opponents	4	120	411	101	310	2.6	4	28	77.5

Passing

Player	gp	effic	comp-att-int	pct	yds	td	lg	avg/g
Devin Leary	4	147.8	73-123-5	59.3	1060	9	59	265.0
Kaiya Sheron	1	0.0	0-1-0	0.0	0	0	0	0.0
Total	4	146.6	73-124-5	58.9	1060	9	59	265.0
Opponents	4	111.8	90-147-4	61.2	863	3	40	215.8

Receiving

Player	gp	no.	yds	avg	td	lg	avg/g
Tayvion Robinson	4	16	283	17.7	3	56	70.8
Barion Brown	4	15	214	14.3	1	55	53.5
Dane Key	4	13	196	15.1	2	44	49.0
Ray Davis	4	10	137	13.7	2	58	34.3
Demie Sumo-Karngbaye	4	5	27	5.4	0	18	6.8
Jordan Dingle	4	5	105	21.0	0	59	26.3
JuTahn McClain	4	3	16	5.3	0	10	4.0
Brenden Bates	4	2	46	23.0	0	30	11.5
Josh Kattus	2	2	24	12.0	1	18	12.0
Anthony Brown-Stephens	4	2	12	6.0	0	6	3.0
Total	4	73	1060	14.5	9	59	265.0
Opponents	4	90	863	9.6	3	40	215.8

Team Statistics

	UK	OPP
First Downs	74	69
Rushing	24	20
Passing	42	41
Penalty	8	8
Rushing Yardage	526	310
Rushing attempts	96	120
Average per rush	5.5	2.6
Average per game	131.5	77.5
TDs Rushing	7	4
Passing Yardage	1060	863
Comp-Att-Int	73-124-5	90-147-4
Average per pass	8.5	5.9
Average per catch	14.5	9.6
Average per game	265.0	215.8
TDs Passing	9	3
Total offense	1586	1173
Average per play	7.2	4.4
Average per game	396.5	293.3
Kick returns: #-Yards	6-180	4-80
Punt returns: #-Yards	5-67	2-3
Int returns: #-Yards	4-84	5-8
Fumbles-Lost	6-2	5-4
Penalties-Yards	32-272	21-179
Punts-Avg	13-41.5	19-45.2
Time of possession / game	27:37	32:23
3rd-down conversion	19/39	27/60
4rd-down conversion	0/2	2/4
PAT-attempts	(20-20) 100%	(6-6) 100%
2-point conversion-attempts	(0-0) 0%	(1-1) 100%

Interceptions

Player	no.	yds	avg	td	lg
Maxwell Hairston	3	83	27.7	2	54
D'Eryk Jackson	1	1	1.0	0	1
Total	4	84	21.0	2	54
Opponents	5	8	1.6	0	6



2023-24 Kentucky Football
Combined Team Statistics
All games

Field Goals

Player	fg	pct.	01-19	20-29	30-39	40-49	50-99	lg	blk
Alex Raynor	4-4	100.0	0-0	1-1	0-0	3-3	0-0	46	0
Opponents	4-8	50.0	0-0	1-1	2-3	1-3	0-1	41	1

Scoring

Player	td	fg	PAT					pts
			kick	rush	rcv	pass	dxp	
Ray Davis	7	-	-	-	-	-	-	42
Alex Raynor	-	4-4	20-20	-	-	-	-	32
Tayvion Robinson	3	-	-	-	-	-	-	18
Maxwell Hairston	2	-	-	-	-	-	-	12
Barion Brown	2	-	-	-	-	-	-	12
Dane Key	2	-	-	-	-	-	-	12
Jalen Geiger	1	-	-	-	-	-	-	6
JuTahn McClain	1	-	-	-	-	-	-	6
Demie Sumo-Karngbaye	1	-	-	-	-	-	-	6
Josh Kattus	1	-	-	-	-	-	-	6
Total	20	4-4	20-20	0	0	0	0	152
Opponents	7	4-8	6-6	0	1	1	0	62

Score by Periods

Team	1st	2nd	3rd	4th	OT	TOT
Kentucky	31	37	42	42	0	152
Opponents	14	10	16	22	0	62

Punting

Player	no.	yds	avg	lg	tb	fc	i20	50+	blk
Wilson Berry	12	539	44.9	55	2	6	3	4	0
Team	1	0	0.0	0	0	0	0	0	1
Total	13	539	41.5	55	2	6	3	4	1
Opponents	19	859	45.2	62	0	11	10	6	0

Punt Returns

Player	no.	yds	avg	td	lg
Tayvion Robinson	3	20	6.7	0	17
Barion Brown	2	47	23.5	0	36
Total	5	67	13.4	0	36
Opponents	2	3	1.5	0	3

Kick Returns

Player	no.	yds	avg	td	lg
Barion Brown	5	166	33.2	1	99
Tayvion Robinson	1	14	14.0	0	14
Total	6	180	30.0	1	99
Opponents	4	80	20.0	0	27

All Purpose

Player	g	rush	rcv	pr	kr	ir	total	avg/g
Barion Brown	4	39	214	47	166	0	466	116.5
Ray Davis	4	314	137	0	0	0	451	112.8
Tayvion Robinson	4	0	283	20	14	0	317	79.3
Dane Key	4	0	196	0	0	0	196	49.0
JuTahn McClain	4	114	16	0	0	0	130	32.5
Jordan Dingle	4	0	105	0	0	0	105	26.3
Demie Sumo-Karngbaye	4	62	27	0	0	0	89	22.3
Maxwell Hairston	4	0	0	0	0	83	83	20.8
Brenden Bates	4	0	46	0	0	0	46	11.5
Ramon Jefferson	3	35	0	0	0	0	35	11.7
Josh Kattus	2	0	24	0	0	0	24	12.0
Anthony Brown-Stephens	4	0	12	0	0	0	12	3.0
Kaiya Sheron	1	2	0	0	0	0	2	2.0
D'Eryk Jackson	4	0	0	0	0	1	1	0.3
Devin Leary	4	-17	0	0	0	0	-17	-4.3
Total	4	526	1060	67	180	84	1917	479.3
Opponents	4	310	863	3	80	8	1264	316.0

Total Offense

Player	g	plays	rush	pass	total	avg/g
Devin Leary	4	132	-17	1060	1043	260.8
Ray Davis	4	50	314	0	314	78.5
JuTahn McClain	4	18	114	0	114	28.5
Demie Sumo-Karngbaye	4	6	62	0	62	15.5
Barion Brown	4	4	39	0	39	9.8
Ramon Jefferson	3	5	35	0	35	11.7
Kaiya Sheron	1	2	2	0	2	2.0
Total	4	220	526	1060	1586	396.5
Opponents	4	267	310	863	1173	293.3

Team Defense

#	Player	gp	Tackles			tfl/yds	Sacks	Pass defense		Fumbles	blkd			
			ua	a	tot			no-yds	int-yds		brup	qbh	fr-yds	ff
32	Trevin Wallace	4	16	9	25	5-19	3.5-17	.	.	2	.	1	.	.
31	Maxwell Hairston	4	17	6	23	1-2	.	3-83	3	.	.	1	.	.
23	Andru Phillips	4	12	7	19	1-1	.	.	2



2023-24 Kentucky Football
Combined Team Statistics
All games

##	Player	gp	Tackles				Sacks	Pass defense			Fumbles		blkd	
			ua	a	tot	tfl/yds		no-yds	int-yds	brup	qbh	fr-yds	ff	kick
54	D'Eryk Jackson	4	12	7	19	0.5-1	.	1-1	1	1
13	J.J. Weaver	4	10	4	14	2-11	1-10	.	2	1
25	Jordan Lovett	4	8	6	14	1-0	.	.	.
3	Alex Afari Jr.	4	7	6	13	1.5-2	.	.	.	1	1-0	1	.	.
0	Deone Walker	4	2	10	12	1.5-11	1.5-11	.	.	3
11	Zion Childress	4	9	2	11	.	.	.	1	.	1-0	.	.	.
20	Keaten Wade	4	4	6	10	1-9	1-9	.	.	2
8	Octavious Oxendine	4	5	3	8	2	.	.	1	.
44	Martez Thrower	4	6	2	8
4	Jalen Geiger	4	3	4	7	1-69	.	.	.
97	Josaih Hayes	4	2	5	7	0.5-1	.	.	1
92	Kahlil Saunders	4	4	3	7	1.5-14	1.5-14
17	Daveren Rayner	3	6	.	6
90	Tre'vonn Rybka	3	3	2	5	1-2	.	.	.	1
50	Darrion Henry-Young	4	2	3	5	1.5-6	1.5-6	.	.	1
9	Keeshawn Silver	4	2	3	5	1-2
10	Jantzen Dunn	2	3	1	4	1-1
28	Jordan Robinson	2	2	2	4	.	.	.	1
6	JQ Hardaway	4	4	.	4	.	.	.	2
95	Jamarius Dinkins	4	1	2	3	1-4	.	.	.	2
42	Tyreese Fearbry	4	2	1	3	.	.	.	1	1
40	Luke Fulton	1	1	1	2	.	.	.	1
14	Ty Bryant	3	.	2	2
34	Jayvent Brown	3	.	2	2
96	Tommy Ziesmer	2	1	1	2	1-19	1-19
0	Demie Sumo-Karngbaye	4	1	.	1
62	Jager Burton	4	1	.	1
55	Noah Matthews	3	1	.	1
2	Shamar Porter	1	.	1	1
21	Nasir Addison	1	.	1	1
99	Kendrick Gilbert	1	1	.	1
	Totals	4	148	102	250	22-105	11-86	4-84	15	17	4-69	3	1	0
	Opponents	4	98	98	196	16-71	4-29	5-8	12	11	2-0	3	1	0



**2023-24 Kentucky Football
Team Game-by-Game
All games**

Date	Opponent	Rushing				Receiving				Passing			Kick Returns				Punt Returns				tot off			
		no.	yds	td	lg	no.	yds	td	lg	cmp	att	int	yds	td	lg	no.	yds	td	lg	no.		yds	td	lg
09/02/2023	Ball St.	20	116	2	30	18	241	1	44	18	31	1	241	1	44	2	117	1	99	2	27	0	17	357
09/09/2023	Eastern Ky.	23	115	0	26	24	299	4	56	24	38	1	299	4	56	2	34	0	20	2	47	0	36	414
09/16/2023	Akron	22	135	2	55	16	315	3	59	16	26	1	315	3	59	1	16	0	16	1	-7	0	0	450
09/23/2023	at Vanderbilt	31	160	3	38	15	205	1	55	15	29	2	205	1	55	1	13	0	13	0	0	0	0	365
Kentucky		96	526	7	55	73	1060	9	59	73	124	5	1060	9	59	6	180	1	99	5	67	0	36	1586
Opponents		120	310	4	28	90	863	3	40	90	147	4	863	3	40	4	80	0	27	2	3	0	3	1173

Kentucky Averages

Games	Avg/ rush	Avg/ catch	Pass effic	KR avg	PR avg	All purpose avg/game	Total offense avg/game
4	5.5	14.5	146.6	30.0	13.4	479.3	396.5

Date	Opponent	Tackles			Sacks	Fumble	Pass Defense			blkd	PAT attempts			off				
		ua	a	total	tfl-yds	no-yds	ff	fr-yds	int-yds	qbh	brup	kick	kick	rush	rcv	saf	t/o	pts
09/02/2023	Ball St.	44	34	78	8.0-38	3-28	2	2-69	0-0	1	1	1	5-5	0	0	0	10	44
09/09/2023	Eastern Ky.	27	30	57	5.0-22	2-17	1	1-0	1-0	3	1	0	4-4	0	0	0	0	28
09/16/2023	Akron	40	28	68	7.0-42	5-39	0	1-0	0-0	5	6	0	5-5	0	0	0	0	35
09/23/2023	at Vanderbilt	37	10	47	2.0-3	1-2	0	0-0	3-84	8	7	0	6-6	0	0	0	21	45
Kentucky		148	102	250	22.0-105	11-86	3	4-69	4-84	17	15	1	20-20	0	0	0	31	152
Opponents		98	98	196	16.0-71	4-29	3	2-0	5-8	11	12	1	6-6	0	1	0	6	62

Date	Opponent	Punting							Field Goals			Kickoffs						
		no.	yds	avg	long	blkd	tb	fc	50+	i20	md-att	long	blkd	no.	yds	avg	tb	ob
09/02/2023	Ball St.	2	94	47.0	51	0	0	1	1	0	3-3	46	0	8	520	65.0	8	0
09/09/2023	Eastern Ky.	4	155	38.8	55	1	0	2	3	3	0-0	0	0	5	310	62.0	5	0
09/16/2023	Akron	2	86	43.0	45	0	1	1	0	0	0-0	0	0	6	388	64.7	3	0
09/23/2023	at Vanderbilt	5	204	40.8	48	0	1	2	0	0	1-1	27	0	8	523	65.4	6	0
Kentucky		13	539	41.5	55	1	2	6	4	3	4-4	46	0	27	1741	64.5	22	0
Opponents		19	859	45.2	62	0	0	11	6	10	4-8	41	1	15	857	57.1	6	1



2023-24 Kentucky Football
Opponents Game-by-Game
All games

Date	Opponent	Rushing				Receiving				Passing				Kick Returns				Punt Returns				tot off		
		no.	yds	td	lg	no.	yds	td	lg	cmp	att	int	yds	td	lg	no.	yds	td	lg	no.	yds		td	lg
09/02/2023	Ball St.	41	72	1	13	22	223	1	27	22	30	0	223	1	27	0	0	0	0	1	3	0	3	295
09/09/2023	Eastern Ky.	27	92	1	28	19	219	1	40	19	29	1	219	1	40	0	0	0	0	0	0	0	0	311
09/16/2023	Akron	25	49	0	12	29	190	0	29	29	41	0	190	0	29	3	53	0	20	1	0	0	0	239
09/23/2023	at Vanderbilt	27	97	2	8	20	231	1	39	20	47	3	231	1	39	1	27	0	27	0	0	0	0	328
Opponents		120	310	4	28	90	863	3	40	90	147	4	863	3	40	4	80	0	27	2	3	0	3	1173
Kentucky		96	526	7	55	73	1060	9	59	73	124	5	1060	9	59	6	180	1	99	5	67	0	36	1586

Opponents Averages

Games	Avg/ rush	Avg/ catch	Pass effic	KR avg	PR avg	All purpose avg/game	Total offense avg/game
4	2.6	9.6	111.8	20.0	1.5	316.0	293.3

Date	Opponent	Tackles				Sacks	Fumble	Pass Defense			blkd	PAT attempts			off			
		ua	a	total	tfl-yds	no-yds	ff	fr-yds	int-yds	qbh	brup	kick	kick	rush	rcv	saf	t/o	pts
09/02/2023	Ball St.	27	18	45	3.0-9	1-5	0	0-0	1-0	2	2	0	2-2	0	0	0	0	14
09/09/2023	Eastern Ky.	30	24	54	3.0-14	1-12	1	0-0	1-0	4	4	1	2-2	0	0	0	0	17
09/16/2023	Akron	22	22	44	7.0-38	1-8	1	2-0	1-2	2	2	0	0-0	0	0	0	3	3
09/23/2023	at Vanderbilt	19	34	53	3.0-10	1-4	1	0-0	2-6	3	4	0	2-2	0	1	0	3	28
Opponents		98	98	196	16.0-71	4-29	3	2-0	5-8	11	12	1	6-6	0	1	0	6	62
Kentucky		148	102	250	22.0-105	11-86	3	4-69	4-84	17	15	1	20-20	0	0	0	31	152

Date	Opponent	Punting							Field Goals			Kickoffs						
		no.	yds	avg	long	blkd	tb	fc	50+	i20	md-att	long	blkd	no.	yds	avg	tb	ob
09/02/2023	Ball St.	4	194	48.5	60	0	0	1	2	2	0-1	0	1	3	182	60.7	1	0
09/09/2023	Eastern Ky.	4	155	38.8	42	0	0	2	0	2	1-2	21	0	4	172	43.0	0	0
09/16/2023	Akron	4	158	39.5	45	0	0	4	0	1	1-3	36	0	2	127	63.5	1	0
09/23/2023	at Vanderbilt	7	352	50.3	62	0	0	4	4	5	2-2	41	0	6	376	62.7	4	1
Opponents		19	859	45.2	62	0	0	11	6	10	4-8	41	1	15	857	57.1	6	1
Kentucky		13	539	41.5	55	1	2	6	4	3	4-4	46	0	27	1741	64.5	22	0



2023-24 Kentucky Football
Overall Team Statistics
All games

Team Statistics

	UK	OPP
Scoring	152	62
Points per game	38.0	15.5
Points Off Turnovers	31	6
First Downs	74	69
Rushing	24	20
Passing	42	41
Penalty	8	8
Rushing Yardage	526	310
Yards gained rushing	610	411
Yards lost rushing	84	101
Rushing attempts	96	120
Average per rush	5.5	2.6
Average per game	131.5	77.5
TDs Rushing	7	4
Passing Yardage	1060	863
Comp-Att-Int	73-124-5	90-147-4
Average per pass	8.5	5.9
Average per catch	14.5	9.6
Average per game	265.0	215.8
TDs Passing	9	3
Total offense	1586	1173
Total plays	220	267
Average per play	7.2	4.4
Average per game	396.5	293.3
Kick returns: #-Yards	6-180	4-80
Punt returns: #-Yards	5-67	2-3
Int returns: #-Yards	4-84	5-8
Kick return average	30.0	20.0
Punt return average	13.4	1.5
Int return average	21.0	1.6
Fumbles-Lost	6-2	5-4
Penalties-Yards	32-272	21-179
Average per game	68.0	44.8
Punts-Yards	13-539	19-859
Average per punt	41.5	45.2
Net punt average	38.2	41.3
Kickoffs-Yards	27-1741	15-857
Average per kick	64.5	57.1
Net kick average	40.6	32.9
Time of possession / game	27:37	32:23
3rd-down conversion	19/39	27/60
3rd-down pct	49%	45%
4rd-down conversion	0/2	2/4



**2023-24 Kentucky Football
Overall Team Statistics
All games**

	UK	OPP
4rd-down pct	0%	50%
Sacks by-Yards	11-86	4-29
Misc Yards	0	0
Touchdowns scored	20	7
Field goals - attempts	4-4	4-8
On-Side kicks	0-0	0-0
Red-zone scores	(9-12) 75%	(10-13) 77%
Red-zone touchdowns	(8-12) 67%	(7-13) 54%
PAT-attempts	(20-20) 100%	(6-6) 100%
2-point conversion-attempts	(0-0) 0%	(1-1) 100%
Attendance	121332	26279
Games / Avg per game	3/40444	1/26279
Neutral site games	-	0/0

Score by Periods

Team	1st	2nd	3rd	4th	OT	TOT
Kentucky	31	37	42	42	0	152
Opponents	14	10	16	22	0	62



2023-24 Kentucky Football
Overall Defense Statistics
All games

Team Defense

#	Player	gp	Tackles				Sacks	Pass defense			Fumbles		blkd	
			ua	a	tot	tfl/yds		no-yds	int-yds	brup	qbh	fr-yds	ff	kick
32	Trevin Wallace	4	16	9	25	5-19	3.5-17	.	.	2	.	1	.	.
31	Maxwell Hairston	4	17	6	23	1-2	.	3-83	3	.	.	1	.	.
54	D'Eryk Jackson	4	12	7	19	0.5-1	.	1-1	1	1
23	Andru Phillips	4	12	7	19	1-1	.	.	2
13	J.J. Weaver	4	10	4	14	2-11	1-10	.	2	1
25	Jordan Lovett	4	8	6	14	1-0	.	.	.
3	Alex Afari Jr.	4	7	6	13	1.5-2	.	.	.	1	1-0	1	.	.
0	Deone Walker	4	2	10	12	1.5-11	1.5-11	.	.	3
11	Zion Childress	4	9	2	11	.	.	.	1	.	1-0	.	.	.
20	Keaten Wade	4	4	6	10	1-9	1-9	.	.	2
44	Martez Thrower	4	6	2	8
8	Octavious Oxendine	4	5	3	8	2	.	.	1	.
4	Jalen Geiger	4	3	4	7	1-69	.	.	.
92	Kahlil Saunders	4	4	3	7	1.5-14	1.5-14
97	Josaih Hayes	4	2	5	7	0.5-1	.	.	1
17	Daveren Rayner	3	6	.	6
9	Keeshawn Silver	4	2	3	5	1-2
90	Tre'vonn Rybka	3	3	2	5	1-2	.	.	.	1
50	Darrion Henry-Young	4	2	3	5	1.5-6	1.5-6	.	.	1
6	JQ Hardaway	4	4	.	4	.	.	.	2
10	Jantzen Dunn	2	3	1	4	1-1
28	Jordan Robinson	2	2	2	4	.	.	.	1
42	Tyreese Fearbry	4	2	1	3	.	.	.	1	1
95	Jamarius Dinkins	4	1	2	3	1-4	.	.	.	2
96	Tommy Ziesmer	2	1	1	2	1-19	1-19
34	Jayvent Brown	3	.	2	2
14	Ty Bryant	3	.	2	2
40	Luke Fulton	1	1	1	2	.	.	.	1
62	Jager Burton	4	1	.	1
2	Shamar Porter	1	.	1	1
99	Kendrick Gilbert	1	1	.	1
0	Demie Sumo-Karngbaye	4	1	.	1
21	Nasir Addison	1	.	1	1
55	Noah Matthews	3	1	.	1
Totals		4	148	102	250	22-105	11-86	4-84	15	17	4-69	3	1	0
Opponents		4	98	98	196	16-71	4-29	5-8	12	11	2-0	3	1	0



**2023-24 Kentucky Football
Individual Statistics
All games**

Rushing

Player	gp	att	gain	loss	net	avg	td	lg	avg/g
Ray Davis	4	50	324	10	314	6.3	5	55	78.5
JuTahn McClain	4	18	117	3	114	6.3	1	36	28.5
Demie Sumo-Karngbaye	4	6	62	0	62	10.3	1	42	15.5
Barion Brown	4	4	39	0	39	9.8	0	26	9.8
Ramon Jefferson	3	5	36	1	35	7.0	0	16	11.7
Kaiya Sheron	1	1	2	0	2	2.0	0	2	2.0
Devin Leary	4	9	30	47	-17	-1.9	0	22	-4.3
Team	4	3	0	23	-23	-7.7	0	0	-5.8
Total	4	96	610	84	526	5.5	7	55	131.5
Opponents	4	120	411	101	310	2.6	4	28	77.5

Punt Returns

Player	no.	yds	avg	td	lg
Barion Brown	2	47	23.5	0	36
Tayvion Robinson	3	20	6.7	0	17
Total	5	67	13.4	0	36
Opponents	2	3	1.5	0	3

Interceptions

Player	no.	yds	avg	td	lg
Maxwell Hairston	3	83	27.7	2	54
D'Eryk Jackson	1	1	1.0	0	1
Total	4	84	21.0	2	54
Opponents	5	8	1.6	0	6

Passing

Player	gp	effic	comp-att-int	pct	yds	td	lg	avg/g
Devin Leary	4	147.8	73-123-5	59.3	1060	9	59	265.0
Kaiya Sheron	1	0.0	0-1-0	0.0	0	0	0	0.0
Total	4	146.6	73-124-5	58.9	1060	9	59	265.0
Opponents	4	111.8	90-147-4	61.2	863	3	40	215.8

Kick Returns

Player	no.	yds	avg	td	lg
Barion Brown	5	166	33.2	1	99
Tayvion Robinson	1	14	14.0	0	14
Total	6	180	30.0	1	99
Opponents	4	80	20.0	0	27

Receiving

Player	gp	no.	yds	avg	td	lg	avg/g
Tayvion Robinson	4	16	283	17.7	3	56	70.8
Barion Brown	4	15	214	14.3	1	55	53.5
Dane Key	4	13	196	15.1	2	44	49.0
Ray Davis	4	10	137	13.7	2	58	34.3
Demie Sumo-Karngbaye	4	5	27	5.4	0	18	6.8
Jordan Dingle	4	5	105	21.0	0	59	26.3
JuTahn McClain	4	3	16	5.3	0	10	4.0
Brenden Bates	4	2	46	23.0	0	30	11.5
Josh Kattus	2	2	24	12.0	1	18	12.0
Anthony Brown-Stephens	4	2	12	6.0	0	6	3.0
Total	4	73	1060	14.5	9	59	265.0
Opponents	4	90	863	9.6	3	40	215.8

Fumble Returns

Player	no.	yds	avg	td	lg
Jalen Geiger	1	69	69.0	1	69
Zion Childress	1	0	0.0	0	0
Jordan Lovett	1	0	0.0	0	0
Alex Afari Jr.	1	0	0.0	0	0
Total	4	69	17.3	1	69
Opponents	2	0	0.0	0	0



**2023-24 Kentucky Football
Individual Statistics
All games**

Scoring

Player	td	fg	PAT				d xp	saf	pts
			kick	rush	rcv	pass			
Ray Davis	7	-	-	-	-	-	-	-	42
Alex Raynor	-	4-4	20-20	-	-	-	-	-	32
Tayvion Robinson	3	-	-	-	-	-	-	-	18
Maxwell Hairston	2	-	-	-	-	-	-	-	12
Barion Brown	2	-	-	-	-	-	-	-	12
Dane Key	2	-	-	-	-	-	-	-	12
Jalen Geiger	1	-	-	-	-	-	-	-	6
JuTahn McClain	1	-	-	-	-	-	-	-	6
Demie Sumo-Karngbaye	1	-	-	-	-	-	-	-	6
Josh Kattus	1	-	-	-	-	-	-	-	6
Total	20	4-4	20-20	0	0	0	0	0	152
Opponents	7	4-8	6-6	0	1	1	0	0	62

Field Goals

Player	fg	pct.	01-19	20-29	30-39	40-49	50-99	lg	blk
Alex Raynor	4-4	100.0	0-0	1-1	0-0	3-3	0-0	46	0
Opponents	4-8	50.0	0-0	1-1	2-3	1-3	0-1	41	1

FG Sequence

Team Name	Kentucky	Opponents
Ball St.	(41),(46),(46)	51
Vanderbilt	(27)	(41),(32)
Eastern Ky.		48,(21)
Akron		47,(36),38

Numbers in (parentheses) indicate field goal was made

All Purpose

Player	g	rush	rcv	pr	kr	ir	total	avg/g
Barion Brown	4	39	214	47	166	0	466	116.5
Ray Davis	4	314	137	0	0	0	451	112.8
Tayvion Robinson	4	0	283	20	14	0	317	79.3
Dane Key	4	0	196	0	0	0	196	49.0
JuTahn McClain	4	114	16	0	0	0	130	32.5
Jordan Dingle	4	0	105	0	0	0	105	26.3
Demie Sumo-Karngbaye	4	62	27	0	0	0	89	22.3
Maxwell Hairston	4	0	0	0	0	83	83	20.8
Brenden Bates	4	0	46	0	0	0	46	11.5
Ramon Jefferson	3	35	0	0	0	0	35	11.7
Josh Kattus	2	0	24	0	0	0	24	12.0
Anthony Brown-Stephens	4	0	12	0	0	0	12	3.0
Kaiya Sheron	1	2	0	0	0	0	2	2.0
D'Eryk Jackson	4	0	0	0	0	1	1	0.3
Devin Leary	4	-17	0	0	0	0	-17	-4.3
Team	4	-23	0	0	0	0	-23	-5.8
Total	4	526	1060	67	180	84	1917	479.3
Opponents	4	310	863	3	80	8	1264	316.0

Total Offense

Player	g	plays	rush	pass	total	avg/g
Devin Leary	4	132	-17	1060	1043	260.8
Ray Davis	4	50	314	0	314	78.5
JuTahn McClain	4	18	114	0	114	28.5
Demie Sumo-Karngbaye	4	6	62	0	62	15.5
Barion Brown	4	4	39	0	39	9.8
Ramon Jefferson	3	5	35	0	35	11.7
Kaiya Sheron	1	2	2	0	2	2.0
Team	4	0	-23	0	-23	-5.8
Total	4	220	526	1060	1586	396.5
Opponents	4	267	310	863	1173	293.3

Punting

Player	no.	yds	avg	lg	tb	fc	i20	50+	blk
Wilson Berry	12	539	44.9	55	2	6	3	4	0
Team	1	0	0.0	0	0	0	0	0	1
Total	13	539	41.5	55	2	6	3	4	1
Opponents	19	859	45.2	62	0	11	10	6	0

Kickoffs

Player	no.	yds	avg	tb	ob	retn	net	ydln
Chance Poore	27	1741	64.5	22	0			
Total	27	1741	64.5	22	0	5	40.6	24
Opponents	15	857	57.1	6	1	6	32.9	32



2023-24 Kentucky Football
Team Game Highs
All games

Kentucky - Game Highs

RUSHES	31	at Vanderbilt (09/23/2023)
YARDS RUSHING	160	at Vanderbilt (09/23/2023)
YARDS PER RUSH	6.1	Akron (09/16/2023)
TD RUSHES	3	at Vanderbilt (09/23/2023)
PASS ATTEMPTS	38	Eastern Ky. (09/09/2023)
PASS COMPLETIONS	24	Eastern Ky. (09/09/2023)
YARDS PASSING	315	Akron (09/16/2023)
YARDS PER PASS	12.1	Akron (09/16/2023)
TD PASSES	4	Eastern Ky. (09/09/2023)
TOTAL PLAYS	61	Eastern Ky. (09/09/2023)
TOTAL OFFENSE	450	Akron (09/16/2023)
YARDS PER PLAY	9.4	Akron (09/16/2023)
POINTS	45	at Vanderbilt (09/23/2023)
SACKS BY	5	Akron (09/16/2023)
FIRST DOWNS	20	Eastern Ky. (09/09/2023)
PENALTIES	10	at Vanderbilt (09/23/2023)
	10	Eastern Ky. (09/09/2023)
PENALTY YARDS	106	at Vanderbilt (09/23/2023)
TURNOVERS	3	Akron (09/16/2023)
PUNTS	5	at Vanderbilt (09/23/2023)
PUNTING AVG	47.0	Ball St. (09/02/2023)
LONG PUNT	55	Eastern Ky. (09/09/2023)
PUNTS INSIDE 20	3	Eastern Ky. (09/09/2023)
LONG PUNT RETURN	36	Eastern Ky. (09/09/2023)



2023-24 Kentucky Football
Opponent Match Highs
All games

Opponent - Game Highs

RUSHES	41	Ball St. (09/02/2023)
YARDS RUSHING	97	at Vanderbilt (09/23/2023)
YARDS PER RUSH	3.6	at Vanderbilt (09/23/2023)
TD RUSHES	2	at Vanderbilt (09/23/2023)
PASS ATTEMPTS	47	at Vanderbilt (09/23/2023)
PASS COMPLETIONS	29	Akron (09/16/2023)
YARDS PASSING	231	at Vanderbilt (09/23/2023)
YARDS PER PASS	7.6	Eastern Ky. (09/09/2023)
TD PASSES	1	at Vanderbilt (09/23/2023)
	1	Eastern Ky. (09/09/2023)
	1	Ball St. (09/02/2023)
TOTAL PLAYS	74	at Vanderbilt (09/23/2023)
TOTAL OFFENSE	328	at Vanderbilt (09/23/2023)
YARDS PER PLAY	5.6	Eastern Ky. (09/09/2023)
POINTS	28	at Vanderbilt (09/23/2023)
SACKS BY	1	at Vanderbilt (09/23/2023)
	1	Akron (09/16/2023)
	1	Eastern Ky. (09/09/2023)
	1	Ball St. (09/02/2023)
FIRST DOWNS	20	at Vanderbilt (09/23/2023)
PENALTIES	7	at Vanderbilt (09/23/2023)
PENALTY YARDS	75	at Vanderbilt (09/23/2023)
TURNOVERS	3	at Vanderbilt (09/23/2023)
PUNTS	7	at Vanderbilt (09/23/2023)
PUNTING AVG	50.3	at Vanderbilt (09/23/2023)
LONG PUNT	62	at Vanderbilt (09/23/2023)
PUNTS INSIDE 20	5	at Vanderbilt (09/23/2023)
LONG PUNT RETURN	3	Ball St. (09/02/2023)



2023-24 Kentucky Football
Team Match Lows
All games

Kentucky - Game Lows

RUSHES	20	Ball St. (09/02/2023)
YARDS RUSHING	115	Eastern Ky. (09/09/2023)
YARDS PER RUSH	5.0	Eastern Ky. (09/09/2023)
TD RUSHES	0	Eastern Ky. (09/09/2023)
PASS ATTEMPTS	26	Akron (09/16/2023)
PASS COMPLETIONS	15	at Vanderbilt (09/23/2023)
YARDS PASSING	205	at Vanderbilt (09/23/2023)
YARDS PER PASS	7.1	at Vanderbilt (09/23/2023)
TD PASSES	1	at Vanderbilt (09/23/2023)
	1	Ball St. (09/02/2023)
TOTAL PLAYS	48	Akron (09/16/2023)
TOTAL OFFENSE	357	Ball St. (09/02/2023)
YARDS PER PLAY	6.1	at Vanderbilt (09/23/2023)
POINTS	28	Eastern Ky. (09/09/2023)
SACKS BY	1	at Vanderbilt (09/23/2023)
FIRST DOWNS	17	Ball St. (09/02/2023)
PENALTIES	5	Akron (09/16/2023)
PENALTY YARDS	45	Akron (09/16/2023)
INTERCEPTIONS BY	0	Akron (09/16/2023)
	0	Ball St. (09/02/2023)
PUNTS	2	Akron (09/16/2023)
	2	Ball St. (09/02/2023)
PUNTING AVG	38.8	Eastern Ky. (09/09/2023)
LONG PUNT	45	Akron (09/16/2023)
PUNTS INSIDE 20	0	at Vanderbilt (09/23/2023)
	0	Akron (09/16/2023)
	0	Ball St. (09/02/2023)
LONG PUNT RETURN	0	at Vanderbilt (09/23/2023)
	0	Akron (09/16/2023)



2023-24 Kentucky Football
Opponent Match Lows
All games

Opponent - Game Lows

RUSHES	25	Akron (09/16/2023)
YARDS RUSHING	49	Akron (09/16/2023)
YARDS PER RUSH	1.8	Ball St. (09/02/2023)
TD RUSHES	0	Akron (09/16/2023)
PASS ATTEMPTS	29	Eastern Ky. (09/09/2023)
PASS COMPLETIONS	19	Eastern Ky. (09/09/2023)
YARDS PASSING	190	Akron (09/16/2023)
YARDS PER PASS	4.6	Akron (09/16/2023)
TD PASSES	0	Akron (09/16/2023)
TOTAL PLAYS	56	Eastern Ky. (09/09/2023)
TOTAL OFFENSE	239	Akron (09/16/2023)
YARDS PER PLAY	3.6	Akron (09/16/2023)
POINTS	3	Akron (09/16/2023)
SACKS BY	1	at Vanderbilt (09/23/2023)
	1	Akron (09/16/2023)
	1	Eastern Ky. (09/09/2023)
	1	Ball St. (09/02/2023)
FIRST DOWNS	15	Eastern Ky. (09/09/2023)
PENALTIES	4	Eastern Ky. (09/09/2023)
	4	Ball St. (09/02/2023)
PENALTY YARDS	26	Ball St. (09/02/2023)
INTERCEPTIONS BY	1	Akron (09/16/2023)
	1	Eastern Ky. (09/09/2023)
	1	Ball St. (09/02/2023)
PUNTS	4	Akron (09/16/2023)
	4	Eastern Ky. (09/09/2023)
	4	Ball St. (09/02/2023)
PUNTING AVG	38.8	Eastern Ky. (09/09/2023)
LONG PUNT	42	Eastern Ky. (09/09/2023)
PUNTS INSIDE 20	1	Akron (09/16/2023)
LONG PUNT RETURN	0	at Vanderbilt (09/23/2023)
	0	Akron (09/16/2023)
	0	Eastern Ky. (09/09/2023)



2023-24 Kentucky Football
Individual Game Highs
All games

Kentucky - Individual Game Highs

RUSHES	17	Ray Davis at Vanderbilt (09/23/2023)
YARDS RUSHING	112	Ray Davis vs Ball St. (09/02/2023)
TD RUSHES	2	Ray Davis at Vanderbilt (09/23/2023)
	2	Ray Davis vs Ball St. (09/02/2023)
LONG RUSH	55	Ray Davis vs Akron (09/16/2023)
PASS ATTEMPTS	38	Devin Leary vs Eastern Ky. (09/09/2023)
PASS COMPLETIONS	24	Devin Leary vs Eastern Ky. (09/09/2023)
YARDS PASSING	315	Devin Leary vs Akron (09/16/2023)
TD PASSES	4	Devin Leary vs Eastern Ky. (09/09/2023)
LONG PASS	59	Devin Leary vs Akron (09/16/2023)
RECEPTIONS	6	Barion Brown vs Eastern Ky. (09/09/2023)
	6	Tayvion Robinson vs Eastern Ky. (09/09/2023)
YARDS RECEIVING	136	Tayvion Robinson vs Eastern Ky. (09/09/2023)
TD RECEPTIONS	2	Tayvion Robinson vs Eastern Ky. (09/09/2023)
LONG RECEPTION	59	Jordan Dingle vs Akron (09/16/2023)
PUNTS	5	Wilson Berry at Vanderbilt (09/23/2023)
PUNTING AVG	51.7	Wilson Berry vs Eastern Ky. (09/09/2023)
LONG PUNT	55	Wilson Berry vs Eastern Ky. (09/09/2023)
PUNTS INSIDE 20	3	Wilson Berry vs Eastern Ky. (09/09/2023)
LONG PUNT RETURN	36	Barion Brown vs Eastern Ky. (09/09/2023)
LONG KICKOFF RETURN	99	Barion Brown vs Ball St. (09/02/2023)
TACKLES	12	Trevin Wallace vs Ball St. (09/02/2023)
SACKS	2	Trevin Wallace vs Akron (09/16/2023)
TACKLES FOR LOSS	2	Trevin Wallace vs Akron (09/16/2023)
	2	Trevin Wallace vs Ball St. (09/02/2023)



**2023-24 Kentucky Football
Opponent Individual Match Highs
All games**

Opponent - Individual Game Highs

RUSHES	15	Marquez Cooper vs Ball St. (09/02/2023)
YARDS RUSHING	48	Braedon Sloan vs Eastern Ky. (09/09/2023)
TD RUSHES	1	Sedrick Alexander at Vanderbilt (09/23/2023)
	1	Patrick Smith at Vanderbilt (09/23/2023)
	1	Parker McKinney vs Eastern Ky. (09/09/2023)
	1	Layne Hatcher vs Ball St. (09/02/2023)
LONG RUSH	28	Braedon Sloan vs Eastern Ky. (09/09/2023)
PASS ATTEMPTS	40	AJ Swann at Vanderbilt (09/23/2023)
PASS COMPLETIONS	23	DJ Irons vs Akron (09/16/2023)
YARDS PASSING	219	Parker McKinney vs Eastern Ky. (09/09/2023)
TD PASSES	1	Ken Seals at Vanderbilt (09/23/2023)
	1	Parker McKinney vs Eastern Ky. (09/09/2023)
	1	Kadin Semonza vs Ball St. (09/02/2023)
LONG PASS	40	Parker McKinney vs Eastern Ky. (09/09/2023)
RECEPTIONS	8	Tanner Koziol vs Ball St. (09/02/2023)
YARDS RECEIVING	90	Ty Robinson vs Ball St. (09/02/2023)
TD RECEPTIONS	1	Kamrean Johnson at Vanderbilt (09/23/2023)
	1	Braedon Sloan vs Eastern Ky. (09/09/2023)
	1	Ty Robinson vs Ball St. (09/02/2023)
LONG RECEPTION	40	Bryant Johnson vs Eastern Ky. (09/09/2023)
FIELD GOALS	2	Jacob Borcila at Vanderbilt (09/23/2023)
LONG FIELD GOALS	41	Jacob Borcila at Vanderbilt (09/23/2023)
PUNTS	7	Matt Hayball at Vanderbilt (09/23/2023)
PUNTING AVG	50.3	Matt Hayball at Vanderbilt (09/23/2023)
LONG PUNT	62	Matt Hayball at Vanderbilt (09/23/2023)
PUNTS INSIDE 20	5	Matt Hayball at Vanderbilt (09/23/2023)
LONG PUNT RETURN	3	Nick Munson vs Ball St. (09/02/2023)
LONG KICKOFF RETURN	27	Jayden McGowan at Vanderbilt (09/23/2023)
TACKLES	10	Franky West vs Eastern Ky. (09/09/2023)
	10	Logan Blake vs Eastern Ky. (09/09/2023)
SACKS	1	CJ Nunnally vs Akron (09/16/2023)
	1	Albert Nunes vs Eastern Ky. (09/09/2023)
	1	Sidney Houston vs Ball St. (09/02/2023)
TACKLES FOR LOSS	2	Sidney Houston vs Ball St. (09/02/2023)
INTERCEPTIONS	1	John Howse IV at Vanderbilt (09/23/2023)
	1	Jeffrey Ugochukwu at Vanderbilt (09/23/2023)
	1	Tyson Durant vs Akron (09/16/2023)
	1	Frank Lee vs Eastern Ky. (09/09/2023)
	1	Tyler Potts vs Ball St. (09/02/2023)



**2023-24 Kentucky Football
Total Tackles Game-by-Game
All games**

Total Tackles

Player	S-A	Total	BSU	EKU	UA	Vandy
Trevin Wallace	16-9	25	6-6	5-2	4-1	1-0
Maxwell Hairston	17-6	23	7-1	1-3	5-2	4-0
Andru Phillips	12-7	19	0-5	6-1	1-1	5-0
D'Eryk Jackson	12-7	19	6-2	2-3	1-1	3-1
J.J. Weaver	10-4	14	4-2	2-1	2-1	2-0
Jordan Lovett	8-6	14	4-3	2-3	2-0	-
Alex Afari Jr.	7-6	13	3-5	0-1	1-0	3-0
Deone Walker	2-10	12	1-1	1-4	0-2	0-3
Zion Childress	9-2	11	0-1	3-1	3-0	3-0
Keaten Wade	4-6	10	1-1	1-2	1-1	1-2
Martez Thrower	6-2	8	2-0	-	3-2	1-0
Octavious Oxendine	5-3	8	0-1	-	1-0	4-2
Kahlil Saunders	4-3	7	2-2	1-1	-	1-0
Jalen Geiger	3-4	7	0-1	1-2	1-1	1-0
Josaih Hayes	2-5	7	1-2	0-3	1-0	-
Daveren Rayner	6-0	6	DNP	-	3-0	3-0
Tre'vonn Rybka	3-2	5	DNP	1-1	2-1	-
Keeshawn Silver	2-3	5	1-0	1-2	0-1	-
Darrion Henry-Young	2-3	5	1-0	-	1-1	0-2
JQ Hardaway	4-0	4	2-0	-	1-0	1-0
Jantzen Dunn	3-1	4	DNP	-	3-1	DNP
Jordan Robinson	2-2	4	DNP	DNP	1-2	1-0
Tyreese Fearbry	2-1	3	-	-	1-1	1-0
Jamarius Dinkins	1-2	3	1-0	-	0-2	-
Luke Fulton	1-1	2	DNP	DNP	1-1	DNP
Tommy Ziesmer	1-1	2	-	DNP	1-1	DNP
Ty Bryant	0-2	2	DNP	-	0-2	-
Jayvent Brown	0-2	2	DNP	-	0-2	-
Demie Sumo-Karngbaye	1-0	1	-	-	-	1-0
Noah Matthews	1-0	1	1-0	DNP	-	-
Jager Burton	1-0	1	-	-	-	1-0
Kendrick Gilbert	1-0	1	1-0	DNP	DNP	DNP
Shamar Porter	0-1	1	0-1	DNP	DNP	DNP
Nasir Addison	0-1	1	DNP	DNP	0-1	DNP



2023-24 Kentucky Football
Rushing/Receiving Game-by-Game
All games

Rushing

Player	No-Yds/TD	BSU	EKU	UA	Vandy
Ray Davis	50-314/5	14-112/2	12-52/0	7-72/1	17-78/2
JuTahn McClain	18-114/1	4-9/0	5-18/0	3-23/0	6-64/1
Devin Leary	9--17/0	2--5/0	1--12/0	3--12/0	3-12/0
Demie Sumo-Karngbaye	6-62/1	-	-	4-58/1	2-4/0
Ramon Jefferson	5-35/0	DNP	3-23/0	2-12/0	-
Barion Brown	4-39/0	-	2-34/0	1-1/0	1-4/0
Kaiya Sheron	1-2/0	DNP	DNP	1-2/0	DNP

Receiving

Player	No-Yds/TD	BSU	EKU	UA	Vandy
Tayvion Robinson	16-283/3	3-38/0	6-136/2	5-86/1	2-23/0
Barion Brown	15-214/1	3-39/0	6-51/1	2-19/0	4-105/0
Dane Key	13-196/2	5-96/1	4-42/0	-	4-58/1
Ray Davis	10-137/2	3-10/0	3-36/1	3-97/1	1--6/0
Jordan Dingle	5-105/0	-	1-16/0	4-89/0	-
Demie Sumo-Karngbaye	5-27/0	2-18/0	1-6/0	-	2-3/0
JuTahn McClain	3-16/0	1-10/0	2-6/0	-	-
Brenden Bates	2-46/0	1-30/0	-	-	1-16/0
Josh Kattus	2-24/1	DNP	-	2-24/1	DNP
Anthony Brown-Stephens	2-12/0	-	1-6/0	-	1-6/0



Punt Returns

Player	No-Yds	BSU	EKU	UA	Vandy
Tayvion Robinson	3-20	2-27	-	1--7	-
Barion Brown	2-47	-	2-47	-	-

Kick Returns

Player	No-Yds	BSU	EKU	UA	Vandy
Barion Brown	5-166	2-117	1-20	1-16	1-13
Tayvion Robinson	1-14	-	1-14	-	-

Interceptions Returns

Player	No-Yds	BSU	EKU	UA	Vandy
Maxwell Hairston	3-83	-	1-0	-	2-83
D'Eryk Jackson	1-1	-	-	-	1-1

Fumble Returns

Player	No-Yds	BSU	EKU	UA	Vandy
Jalen Geiger	1-69	1-69	-	-	-
Alex Afari Jr.	1-0	-	1-0	-	-
Zion Childress	1-0	-	-	1-0	-
Jordan Lovett	1-0	1-0	-	-	-



**2023-24 Kentucky Football
Sacks Game-by-Game
All games**

Player	UA-A	Total	BSU	EKU	UA	Vandy
Trevin Wallace	3-1	3.5	0.5-4	1-7	2-6	-
Deone Walker	1-1	1.5	-	1-10	-	0.5-1
Darrion Henry-Young	1-1	1.5	-	-	1-5	0.5-1
Kahlil Saunders	1-1	1.5	1.5-14	-	-	-
J.J. Weaver	1-0	1	1-10	-	-	-
Keaten Wade	1-0	1	-	-	1-9	-
Tommy Ziesmer	1-0	1	-	DNP	1-19	DNP



**2023-24 Kentucky Football
Tackles For Loss Game-by-Game
All games**

Player	UA-A	Total	BSU	EKU	UA	Vandy
Trevin Wallace	4-2	5.0	2.0-6	1.0-7	2.0-6	-
J.J. Weaver	2-0	2.0	1.0-10	1.0-1	-	-
Deone Walker	1-1	1.5	-	1.0-10	-	0.5-1
Alex Afari Jr.	1-1	1.5	1.5-2	-	-	-
Darrion Henry-Young	1-1	1.5	-	-	1.0-5	0.5-1
Kahlil Saunders	1-1	1.5	1.5-14	-	-	-
Keeshawn Silver	1-0	1.0	1.0-2	-	-	-
Jantzen Dunn	1-0	1.0	DNP	-	1.0-1	DNP
Keaten Wade	1-0	1.0	-	-	1.0-9	-
Andru Phillips	1-0	1.0	-	-	-	1.0-1
Maxwell Hairston	1-0	1.0	-	-	1.0-2	-
Tre'vonn Rybka	1-0	1.0	DNP	1.0-2	-	-
Jamarius Dinkins	1-0	1.0	1.0-4	-	-	-
Tommy Ziesmer	1-0	1.0	-	DNP	1.0-19	DNP
D'Eryk Jackson	0-1	0.5	-	0.5-1	-	-
Josaih Hayes	0-1	0.5	-	0.5-1	-	-



Fumbles

Player	No-Lost	BSU	EKU	UA	Vandy
Ray Davis	1-0	-	-	-	1-0
JuTahn McClain	1-0	-	1-0	-	-
Tayvion Robinson	1-1	-	-	1-1	-
Devin Leary	1-1	-	-	1-1	-

Fumbles Forced

Player	Number	BSU	EKU	UA	Vandy
Alex Afari Jr.	1	1	-	-	-
Maxwell Hairston	1	1	-	-	-
Trevin Wallace	1	-	1	-	-

Fumbles Recovered

Player	Number	BSU	EKU	UA	Vandy
Alex Afari Jr.	1	-	1	-	-
Jalen Geiger	1	1	-	-	-
Zion Childress	1	-	-	1	-
Jordan Lovett	1	1	-	-	-



2023-24 Kentucky Football
Passing Game-by-Game
All games

#12 Kaiya Sheron	Comp	Att	Int	Pct	Yards	TD	Long	Sacked	Effic.
Akron	0	1	0	0.0	0	0	0	0-0	0.0
Totals	0	1	0	0.0	0	0	0	0-0	0.0

#13 Devin Leary	Comp	Att	Int	Pct	Yards	TD	Long	Sacked	Effic.
Ball St.	18	31	1	58.1	241	1	44	1-5	127.6
Eastern Ky.	24	38	1	63.2	299	4	56	1-12	158.7
Akron	16	25	1	64.0	315	3	59	1-8	201.4
Vanderbilt	15	29	2	51.7	205	1	55	1-4	108.7
Totals	73	123	5	59.3	1060	9	59	4-29	147.8



2023-24 Kentucky Football
Red-Zone Results
All games

Kentucky Inside Opponent Red-Zone

Date	Opponent	Score	Times In RZ	Times Scored	Total Pts	TDs	Rush TDs	Pass TDs	FGs Made	Failed to score inside RZ						
										FGA	Down	Int	Fumb	Half Game		
09/02/2023	Ball St.	W 44-14	2	1	7	1	1	0	0	0	0	0	0	0	0	0
09/09/2023	Eastern Ky.	W 28-17	4	2	14	2	0	2	0	0	0	0	1	0	0	1
09/16/2023	Akron	W 35-3	3	3	21	3	1	2	0	0	0	0	0	0	0	0
09/23/2023	at Vanderbilt	W 45-28	3	3	17	2	2	0	1	1	0	0	0	0	0	0
Totals 9 of 12 (75.0%)			12	9	59	8	4	4	1	1	0	1	0	0	0	1

Opponents Inside Kentucky Red-Zone

Date	Opponent	Score	Times In RZ	Times Scored	Total Pts	TDs	Rush TDs	Pass TDs	FGs Made	Failed to score inside RZ						
										FGA	Down	Int	Fumb	Half Game		
09/02/2023	Ball St.	W 44-14	3	2	14	2	1	1	0	0	1	0	0	0	0	0
09/09/2023	Eastern Ky.	W 28-17	3	3	17	2	1	1	1	1	0	0	0	0	0	0
09/16/2023	Akron	W 35-3	3	1	3	0	0	0	1	2	0	0	0	0	0	1
09/23/2023	Vanderbilt	W 45-28	4	4	25	3	2	1	1	1	0	0	0	0	0	0
Totals 10 of 13 (76.9%)			13	10	59	7	4	3	3	4	1	0	0	0	0	1



2023-24 Kentucky Football
By Quarter Statistics
All games

3rd-Down Conversions

Date	Opponent	Score	Overall	1st Qtr	2nd Qtr	3rd Qtr	4th Qtr	Overtime
09/02/2023	Ball St.	W 44-14	4-9 44.4	1-3 33.3	1-3 33.3	1-1 100.0	1-2 50.0	0-0 0.0
09/09/2023	Eastern Ky.	W 28-17	5-11 45.5	1-3 33.3	1-5 20.0	2-2 100.0	1-1 100.0	0-0 0.0
09/16/2023	Akron	W 35-3	5-8 62.5	2-4 50.0	1-1 100.0	2-2 100.0	0-1 0.0	0-0 0.0
09/23/2023	at Vanderbilt	W 45-28	5-11 45.5	1-1 100.0	2-5 40.0	1-3 33.3	1-2 50.0	0-0 0.0
Kentucky			19-39 48.7	5-11 45.5	5-14 35.7	6-8 75.0	3-6 50.0	0-0 0.0
Opponents			27-60 45.0	6-13 46.2	3-12 25.0	7-17 41.2	11-18 61.1	0-0 0.0

4th-Down Conversions

Date	Opponent	Score	Overall	1st Qtr	2nd Qtr	3rd Qtr	4th Qtr	Overtime
09/02/2023	Ball St.	W 44-14	0-1 0.0	0-0 0.0	0-1 0.0	0-0 0.0	0-0 0.0	0-0 0.0
09/09/2023	Eastern Ky.	W 28-17	0-1 0.0	0-1 0.0	0-0 0.0	0-0 0.0	0-0 0.0	0-0 0.0
09/16/2023	Akron	W 35-3	0-0 0.0	0-0 0.0	0-0 0.0	0-0 0.0	0-0 0.0	0-0 0.0
09/23/2023	at Vanderbilt	W 45-28	0-0 0.0	0-0 0.0	0-0 0.0	0-0 0.0	0-0 0.0	0-0 0.0
Kentucky			0-2 0.0	0-1 0.0	0-1 0.0	0-0 0.0	0-0 0.0	0-0 0.0
Opponents			2-4 50.0	0-0 0.0	0-0 0.0	1-1 100.0	1-3 33.3	0-0 0.0

Time of Possession

Date	Opponent	Score	Overall	1st Qtr	2nd Qtr	3rd Qtr	4th Qtr	Overtime
09/02/2023	Ball St.	W 44-14	21:58	04:18	08:41	02:51	06:08	00:00
09/09/2023	Eastern Ky.	W 28-17	32:07	07:58	09:08	05:54	09:07	00:00
09/16/2023	Akron	W 35-3	25:13	08:40	08:04	04:13	04:16	00:00
09/23/2023	at Vanderbilt	W 45-28	31:11	06:37	09:51	04:49	09:54	00:00
Kentucky			Total	27:33	35:44	17:47	29:25	00:00
			Avg.	06:53	08:56	04:27	07:21	00:00
Opponents			Total	25:45	30:58	36:12	36:36	00:00
			Avg.	06:26	07:44	09:03	09:09	00:00



**2023-24 Kentucky Football
Team Game-by-Game Comparison
All games**

Opponent	Score	First Downs			Pen	Rushing Number-Yards	Passing		Yards	Total Offense Plays-Yards	Return Yards	Turn- Overs
		Total	Rush	Pass			Comp-Att.-Int					
Ball St.	44-14	17 / 18	5 / 3	10 / 12	2 / 3	20-116 / 41-72	18-31-1 / 22-30-0	241 / 223	51-357 / 71-295	213 / 3	1 / 2	
Eastern Ky.	28-17	20 / 15	5 / 4	14 / 10	1 / 1	23-115 / 27-92	24-38-1 / 19-29-1	299 / 219	61-414 / 56-311	81 / 0	1 / 2	
Akron	35-3	18 / 16	7 / 7	9 / 9	2 / 0	22-135 / 25-49	16-26-1 / 29-41-0	315 / 190	48-450 / 66-239	9 / 55	3 / 1	
Vanderbilt	45-28	19 / 20	7 / 6	9 / 10	3 / 4	31-160 / 27-97	15-29-2 / 20-47-3	205 / 231	60-365 / 74-328	97 / 33	2 / 3	
Totals	152-62	74 / 69	24 / 20	42 / 41	8 / 8	96-526 / 120-310	73-124-5 / 90-147-4	1060 / 863	220-1586 / 267-1173	400 / 91	7 / 8	

Opponents	3rd Down Conversion	4th Down Conversion	Time of Possession	TOP Margin	Avg Yds/Rush	Avg Yds/Pass	Avg Yds/Play	Punting Number-Avg	Penalties Number-Yards	Sacks
Ball St.	4-9 / 9-17	0-1 / 1-2	21:58 / 38:02	-16:04	5.8 / 1.8	7.8 / 7.4	7.0 / 4.2	2-47.0 / 4-48.5	7-51.0 / 4-26.0	3 / 1
Eastern Ky.	5-11 / 6-12	0-1 / 0-0	32:07 / 27:53	04:14	5.0 / 3.4	7.9 / 7.6	6.8 / 5.6	4-38.8 / 4-38.8	10-70.0 / 4-37.0	2 / 1
Akron	5-8 / 6-15	0-0 / 0-1	25:13 / 34:47	-09:34	6.1 / 2.0	12.1 / 4.6	9.4 / 3.6	2-43.0 / 4-39.5	5-45.0 / 6-41.0	5 / 1
Vanderbilt	5-11 / 6-16	0-0 / 1-1	31:11 / 28:49	02:22	5.2 / 3.6	7.1 / 4.9	6.1 / 4.4	5-40.8 / 7-50.3	10-106.0 / 7-75.0	1 / 1
Totals	19-39 / 27-60	0-2 / 2-4	110:29 / 129:31	-19:02	5.5 / 2.6	8.5 / 5.9	7.2 / 4.4	13-41.5 / 19-45.2	32-272.0 / 21-179.0	11 / 4

Note: Game totals are displayed in the format TEAM/OPPONENT for each category



2023 DEPTH CHART

OFFENSE (WEEK 5)

Left Tackle

- 69 Marques Cox, 6-5, 311, Sr-Tr, Peoria, Ill. (Northern Illinois/Peoria)
- 73 Dylan Ray, 6-6, 305, So-Tr, Noblesville, Indiana (West Virginia/Noblesville)

Left Guard

- 73 Dylan Ray, 6-6, 305, So-Tr, Noblesville, Indiana (West Virginia/Noblesville)
- 67 Paul Rodriguez, 6-5, 324, So-Sq, Mason, Ohio (William Mason)

Center

- 62 Jager Burton, 6-4, 307, So-1L, Lexington, Ky. (Frederick Douglass)
- 51 Tanner Bowles, 6-5, 306, Sr-Tr, Glasgow, Ky. (Alabama/Glasgow)

Right Guard

- 75 Eli Cox, 6-4, 311, Sr-3L, Nicholasville, Ky. (West Jessamine)
- 51 Tanner Bowles, 6-5, 306, Sr-Tr, Glasgow, Ky. (Alabama/Glasgow)

Right Tackle

- 77 Jeremy Flax, 6-6, 325, Sr-1L, Detroit, Mich. (Independence CC/Robichaud)
- or 74 Courtland Ford, 6-6, 315, Jr-Tr, Peoria, Ill. (Southern California/Cedar Hill (Texas))

Tight End

- 80 Brenden Bates, 6-5, 251, %Sr-4L, Cincinnati, Ohio (Archbishop Moeller)
- or 84 Josh Kattus, 6-4, 231, So-1L, Cincinnati, Ohio (Archbishop Moeller)
- 82 Khamari Anderson, 6-5 238 Fr-HS Detroit, Mich. (Cass Tech)

Tight End/FB

- 85 Jordan Dingle TE 6-4 238 So-1L Bowling Green, Ky. (Bowling Green HS)
- or 8 Izayah Cummings, 6-3, 232, Sr-3L, Louisville, Ky. (Male)
- 47 Justice Dingle II, 6-3, 261, %Sr-Sq, Bowling Green, Ky. (Georgia Tech/Bowling Green HS)

Wide Receiver (F)

- 9 Tayvion Robinson, 5-11, 194, %Sr-1L, Virginia Beach, Va. (Virginia Tech/Cox)
- 18 Brandon White, 5-9, 167, Fr-RS, Cincinnati, Ohio (Archbishop Moeller)

Wide Receiver (X)

- 6 Dane Key, 6-3, 195, So-1L, Lexington, Ky. (Frederick Douglass)
- 3 Dekel Crowdus, 5-10, 171, So-1L, Lexington, Ky. (Frederick Douglass)

Wide Receiver (Z)

- 7 Barion Brown, 6-1, 174, So-1L, Nashville, Tenn. (Pearl-Cohn)
- 5 Anthony Brown-Stephens, 5-10, 168, Fr-HS, Springfield, Ohio (Springfield)

Quarterback

- 13 Devin Leary, 6-1, 217, Sr-Tr, Sicklerville, N.J. (NC State/Timber Creek)
- 12 Kaiya Sheron, 6-3, 210, So-Sq, Somerset, Ky. (Somerset)
- or 15 Destin Wade, 6-3 223 Fr-RS Spring Hill, Tenn. (Summit)

Running Back

- 1 Ray Davis, 5-10, 216, Sr-Tr, San Francisco, Calif. (Vanderbilt/Temple/Blair Academy)
- 4 JuTahn McClain, 5-9, 198, Sr-3L, Fairfield, Ohio (Fairfield)
- or 0 Demie Sumo-Karngbaye, 6-0 210 Jr-Tr Willingboro, N.J. (NC State/Willingboro)
- or 26 Ramon Jefferson, 5-10 210 %Sr-Sq Bronx, N.Y. (Sam Houston State/Garden City CC/Maine/Truman)

SPECIALISTS (WEEK 5)

Kicker

- 16 Alex Raynor, 6-0, 178, Sr-Tr, Kennesaw, Georgia (Georgia Southern/Harrison)
- 12 Chance Poore, 6-2, 213, %Sr-4L, Anderson, S.C. (Westside)

Kickoff

- 12 Chance Poore, 6-2, 213, %Sr-4L, Anderson, S.C. (Westside)
- 16 Alex Raynor, 6-0, 178, Sr-Tr, Kennesaw, Georgia (Georgia Southern/Harrison)
- or 37 Michael Bernard, 6-3, 205, Sr-Tr, Clayton, Mo. (Fordham/Clayton)

Punter

- 93 Wilson Berry, 6-4, 208, Fr-RS, Maribyrnong, Australia (Maribyrnong College)
- 39 Jackson Smith, 5-11, 204, Fr-RS, Danville, Ky. (Boyle County)

Long Snapper

- 56 Walker Himebauch, 6-0, 228, Fr-HS, Colorado Springs, Colo. (Palmer Ridge)
- 55 Clay Perry, 6-0, 199, Sr-2L, Upton, Ky. (Central Hardin)

Short Snapper

- 56 Walker Himebauch, 6-0, 228, Fr-HS, Colorado Springs, Colo. (Palmer Ridge)
- 55 Clay Perry, 6-0, 199, Sr-2L, Upton, Ky. (Central Hardin)

Holder

- 93 Wilson Berry, 6-4, 213, So-Sq, Maribyrnong, Australia (Maribyrnong College)
- 12 Chance Poore, 6-2, 213, %Sr-4L, Anderson, S.C. (Westside)

Kickoff Return

- 7 Barion Brown, 6-1, 174, So-1L, Nashville, Tenn. (Pearl-Cohn)
- 5 Anthony Brown-Stephens, 5-10, 168, Fr-HS, Springfield, Ohio (Springfield)

Punt Return

- 9 Tayvion Robinson, 5-11, 194, %Sr-1L, Virginia Beach, Va. (Virginia Tech/Cox)
- 7 Barion Brown, 6-1, 174, So-1L, Nashville, Tenn. (Pearl-Cohn)
- or 18 Brandon White, 5-9, 167, Fr-RS, Cincinnati, Ohio (Archbishop Moeller)

DEFENSE (WEEK 5)

Defensive End

- 8 Octavious Oxendine, 6-1, 276, Sr-3L, Radcliff, Ky. (North Hardin)
- 90 Tre'vonn Rybka, 6-4, 276, Jr-2L, Dickson, Tenn. (Dickson County)
- or 50 Darrion Henry-Young, 6-4, 264, Jr-1L, Cincinnati, Ohio (Ohio State/Princeton HS)

Nose Guard

- 97 Josaih Hayes, 6-3, 317, Sr-3L, Horn Lake, Miss. (Horn Lake)
- or 9 Keeshawn Silver, 6-4, 322, So-Tr, Rocky Mount, N.C. (North Carolina/Rocky Mount)

Defensive Tackle

- 0 Deone Walker, 6-6, 348, So-1L, Detroit, Mich. (Cass Tech)
- 92 Kahlil Saunders, 6-5, 285, So-1L, Huntsville, Ala. (Grissom)

Nickelback/Strongside Linebacker

- 3 Alex Afari Jr., 6-2, 214, So-1Lk, Cincinnati, Ohio (Lakota West)
- or 20 Keaten Wade, 6-5, 250, So-1L, Spring Hill, Tenn. (Summit)

Outside Linebacker

- 13 J.J. Weaver, 6-5, 244, Sr-3L, Louisville, Ky. (Moore Traditional)
- 55 Noah Matthews, 6-5, 237, Fr-RS, Bridgeville, Del. (Woodbridge)
- or 42 Tyreese Fearbry, 6-5, 233, Fr-RS, Pittsburgh, Pa. (Perry Traditional Academy)

Middle Linebacker

- 54 D'Eryk Jackson, 6-1, 245, Sr-3L, Dublin, Ga. (West Laurens)
- 17 Daveren Rayner, 6-2, 217, Sr-Tr, Indianapolis, Indiana (Northern Illinois/Lawrence Central)

Weakside Linebacker

- 32 Trevin Wallace, 6-2, 241, Jr-2L, Jesup, Ga. (Wayne County)
- 44 Martez Thrower, 6-2, 224, Jr-2L, Rochelle, Ga. (Wilcox County)

Field Cornerback

- 31 Maxwell Hairston, 6-1, 181, So-1L, West Bloomfield, Mich. (West Bloomfield)
- 6 Jonquis "JQ" Hardaway, 6-3, 194, So-Tr, Columbus, Ga. (Cincinnati/Central-Phenix City, Ala.)

Boundary Cornerback

- 23 Andru Phillips, 6-0, 187, Jr-2L, Mauldin, S.C. (Mauldin)
- 28 Jordan Robinson, 6-4, 208, So-RS, Columbia, S.C. (Livingstone College/Westwood)

Strong Safety

- 11 Zion Childress, 6-0, 201, Jr-1L, Houston, Texas (Texas State/New Caney)
- or 4 Jalen Geiger, 6-1, 199, Sr-3L, Columbia, S.C. (Spring Valley)

Free Safety

- 25 Jordan Lovett, 6-2, 195, So-1L, Radcliff, Ky. (North Hardin)
- 14 Ty Bryant, 6-0, 187, Fr-HS, Lexington, Ky. (Frederick Douglass)