



KENTUCKY

WOMEN'S BASKETBALL®



Kentucky Wildcats vs. USC Upstate Spartans

Saturday, Nov. 11 at 6 p.m. ET

Rupp Arena at Central Bank Center (20,500) in Lexington, Ky.

UK Athletics Communication and Public Relations · (859) 396-0368 · UKathletics.com
Cami Moore · (859) 396-0368 · camiranmoore@uky.edu

TV - SEC Network+
PBP: Darren Headrick

Radio - UK Sports Network
630AM WLAP (Lexington)
PBP: Darren Headrick

Live Stats
kentucky.statbroadcast.com

Tickets (home games)
UKathletics.com/tickets

Follow the Wildcats
X: @KentuckyWBB
Instagram: @KentuckyWBB
Facebook: /KentuckyWBB

2023-24 KENTUCKY SCHEDULE

November

1	KENTUCKY STATE [EXH]	--	W, 88-71
7	ETSU	SECN+	W, 74-66
11	USC UPSTATE	SECN+	6 P.M.
14	AUSTIN PEAY	SECN+	6 P.M.
19	at Florida Gulf Coast	ESPN+	2 p.m.
23	vs. NC State^	ESPN+	3:15 p.m.
24	vs. Colorado^	ESPN+	1 p.m.
25	vs. Cincinnati^	ESPN+	3:15 p.m.
30	BOSTON COLLEGE%	SECN	7 P.M.

December

3	TENNESSEE TECH	SECN+	1 P.M. ET
6	MINNESOTA	SECN+	7 P.M. ET
10	at Louisville	ACCN	2 p.m.
17	FURMAN	SECN+	1 P.M. ET
21	LIPSCOMB	SECN+	11 A.M. ET
31	SAMFORD	SECN+	1 P.M. ET

January

4	ARKANSAS*	SECN+	7 P.M.
7	at Tennessee*	SECN	Noon
11	VANDERBILT*	SECN+	7 P.M.
15	at South Carolina*	SECN	7 p.m.
21	MISSOURI*	SECN+	2 P.M.
25	at Arkansas*	SECN+	8 p.m.
28	at Alabama*	SECN	5 p.m.

February

1	MISSISSIPPI STATE*	SECN+	7 P.M.
4	at Georgia*	SECN	Noon
11	TEXAS A&M*	ESPN2/SECN	4 P.M.
15	at Auburn*	SECN	7 p.m.
18	FLORIDA*	SECN	NOON
22	at Mississippi State*	SECN+	7:30 p.m.
25	SOUTH CAROLINA*	SECN	3 P.M.
29	OLE MISS*	SECN+	7 P.M.

March

3	at LSU*	SECN	2 p.m.
6-10	SEC Tournament	SECN	TBA

All time in ET

BOLD / ALL CAPS – Home game

^ – Paradise Jam (U.S. Virgin Islands / University of Virgin Islands Sports and Fitness Center)

% – ACC / SEC Challenge

* – SEC game



Record: 1-0, 0-0 SEC
Home: 1-0 | **Away:** 0-0 | **Neutral:** 0-0
Rupp: 0-0 | Transylvania: 1-0 | Georgetown: 0-0
Ranking: NR (AP) / NR (Coaches)
Last Game: def. ETSU (H), 74-66
Head Coach: Kyra Elzy (Tennessee, '99/'01)
Overall: 50-40 (.556) (Fourth Season)
at UK: 50-40 (.556) (Fourth Season)



Record: 0-2, 0-0 Big South
Home: 0-0 | **Away:** 0-2 | **Neutral:** 0-0
Ranking: NR (AP) / NR (Coaches)
Last Game: def. by East Carolina (A), 105-35
Head Coach: Jason Williams (Greensboro, '04)
Overall: 182-113 (11th Season)
at USC Upstate: 11-22 (Second Season)

QUICK FACTS

- Promotional(s) / Game Themes:**
 - Free admission to all fans; no ticket required.
 - Tie-dye scrunchie giveaway for the first 250 fans
 - Kentucky women's basketball's **Salute to Veterans Night** on Veteran's Day: The Wildcats will honor service members for their sacrifice.
- It is also **Family Weekend** for the program. Families of the women's basketball program enjoyed a meal and games before practice Friday. They went to the Kentucky-Alabama football game Saturday at noon, before tip off Saturday evening.
- The University of Kentucky women's basketball team is in its 50th season in 2023-24, holding an 895-588 (.635) overall record.
- Kentucky is coming off a nine-point comeback win over ETSU, 74-66, in its season opener on Nov. 7 at Transylvania.
 - All five starters scored in double digits, including Amiya Jenkins (16), Saniah Tyler (14), Maddie Scherr (14), Ajae Petty (12) and Brooklynn Miles (10). The last time all five starters scored in double digits was against Oklahoma on March 21, 2016.
 - Kentucky committed just seven turnovers, including no turnovers in the second half. The last time UK committed 10 or fewer turnovers was in last year's season opener against Radford (10) on Nov. 7, 2022.
- Kentucky's roster is 12 deep, including nine returners and three newcomers.
 - The newcomers include two freshmen - Jordy Griggs, Janae Walker - and a Tennessee transfer and Kentucky native junior Miles.
- The Wildcats' roster includes five Kentucky natives, three of which were named Miss Kentucky Basketball selections in high school (2020 - Scherr, 2021 - Miles, 2022 - Amiya Jenkins).
 - At times, four of the five players on the court could be Kentucky natives.
- Following summer practices, the team issued three awards:
 - The Wildcat Award - Cassidy Rowe
 - Most Improved Award - Emma King
 - MVP Award - Ajae Petty

2023-24 KENTUCKY ROSTER

NUMERICAL

No.	Name	Hometown / HS / Previous School	Pos.	Ht.	Yr.
0	Brooklynn Miles	Frankfort, Ky. / Franklin County HS / Tennessee	G	5-5	Jr.
2	Saniah Tyler	Florissant, Mo. / Incarnate Word Academy	G	5-6	So.
3	Jordy Griggs	Moreno Valley, Calif. / Montverde Academy	G	6-2	Fr.
4	Eniya Russell	Baltimore, Md. / Saint Vincent Pallotti HS / S. Carolina	G	6-0	Sr.
5	Cassidy Rowe	Virgie, Ky. / Shelby Valley HS	G	5-5	So.
13	Ajae Petty	Baltimore, Md. / Baltimore Polytechnic Inst. / LSU	F	6-3	Sr.
20	Amiya Jenkins	Lexington, Ky. / Anderson County HS	G	5-10	So.
21	Nyah Leveretter	Blythewood, S.C. / Westwood H	F	6-2	Sr.
22	Maddie Scherr	Florence, Ky. / Ryle HS / Oregon	G	5-10	Sr.
24	Zennia Thomas	Lyndhurst, Ohio / Warrensville Heights HS	F	6-2	So.
34	Emma King	Stanford, Ky. / Lincoln County HS	G	5-10	Gr.
44	Janae Walker	Tyrone, Ga. / Sandy Creek HS	F	6-3	Fr.

ALPHABETICAL

No.	Name	Hometown / HS / Previous School	Pos.	Ht.	Yr.
3	Jordy Griggs	Moreno Valley, Calif. / Montverde Academy	G	6-2	Fr.
20	Amiya Jenkins	Lexington, Ky. / Anderson County HS	G	5-10	So.
34	Emma King	Stanford, Ky. / Lincoln County HS	G	5-10	Gr.
21	Nyah Leveretter	Blythewood, S.C. / Westwood HS	F	6-2	Sr.
0	Brooklynn Miles	Frankfort, Ky. / Franklin County HS / Tennessee	G	5-5	Jr.
13	Ajae Petty	Baltimore, Md. / Baltimore Polytechnic Inst. / LSU	F	6-3	Sr.
5	Cassidy Rowe	Virgie, Ky. / Shelby Valley HS	G	5-5	So.
4	Eniya Russell	Baltimore, Md. / Saint Vincent Pallotti HS / S. Carolina	G	6-0	Sr.
22	Maddie Scherr	Florence, Ky. / Ryle HS / Oregon	G	5-10	Sr.
24	Zennia Thomas	Lyndhurst, Ohio / Warrensville Heights HS	F	6-2	So.
2	Saniah Tyler	Florissant, Mo. / Incarnate Word Academy	G	5-6	So.
44	Janae Walker	Tyrone, Ga. / Sandy Creek HS	F	6-3	Fr.

Coaching Staff

Head Coach: Kyra Elzy (Tennessee, 1999, 2001) – 4th season, 12th at Kentucky
Assoc. Head Coach: Niya Butts (Tennessee, 2000; Tennessee Tech, 2002) – 3rd season, 13th at UK
Assistant Coach: Jen Hoover (Wake Forest, 1991) – 2nd season
Assistant Coach: Crystal Kelly (Western Kentucky, 2008) – 1st season
Associate Coach of Player Development: Jenny Huth (Colorado, 2002) – 1st season
Associate Coach of Player Relations: Jaamal Rhodes (Augusta State, 2005) – 1st season

PRONUNCIATION

AMIYA JENKINS	UH-ME-UH
NYAH LEVERETTER	NIGH-UH LEV-ER-ETT-ER
ENIYA RUSSELL	EH-NIGH-UH
MADDIE SCHERR	SHEER
ZENNIA THOMAS	ZE-NIGH-UH
SANIAH TYLER	SUH-NIGH-UH

BY CLASS

Graduate Students (1)

Emma King

Seniors (4)

Nyah Leveretter

Ajae Petty

Eniya Russell

Maddie Scherr

Juniors (1)

Brooklynn Miles

Sophomores (4)

Amiya Jenkins

Cassidy Rowe

Zennia Thomas

Saniah Tyler

Freshmen (2)

Jordy Griggs

Janae Walker

BY HEIGHT

5-5	Brooklynn Miles
.....	Cassidy Rowe
5-6	Saniah Tyler
5-10	Amiya Jenkins
.....	Emma King
.....	Maddie Scherr
6-0	Eniya Russell
6-2	Jordy Griggs
.....	Nyah Leveretter
.....	Zennia Thomas
6-3	Ajae Petty
.....	Janae Walker

2023-24 KENTUCKY TV / RADIO CHART

BROOKLYNN MILES **0**

G - 5-5 - Jr.
Frankfort, Ky.
(Franklin County HS/Tennessee)

SANIAH TYLER **2**

G - 5-6 - So.
Florissant, Mo.
(Incarnate Word Academy)

JORDY GRIGGS **3**

G - 6-2 - Fr.
Moreno Valley, Calif.
(Montverde Academy)

ENIYA RUSSELL **4**

G - 6-0 - Sr.
Baltimore, Md.
(Saint Vincent Pallotti HS/
South Carolina)

CASSIDY ROWE **5**

G - 5-5 - So.
Virgie, Ky.
(Shelby Valley HS)

AJAE PETTY **13**

F - 6-3 - Sr.
Baltimore, Md.
(Baltimore Polytechnic Inst./LSU)

AMIYA JENKINS **20**

G - 5-10 - So.
Lexington, Ky.
(Anderson County HS)

NYAH LEVERETTER **21**

F - 6-2 - Sr.
Blythewood, S.C.
(Westwood HS)

MADDIE SCHERR **22**

G - 5-10 - Sr.
Florence, Ky.
(Ryle HS/Oregon)

ZENNIA THOMAS **24**

F - 6-2 - So.
Lyndhurst, Ohio
(Warrensville Heights HS)

EMMA KING **34**

G - 5-10 - Gr.
Stanford, Ky.
(Lincoln County HS)

JANAE WALKER **23**

F - 6-3 - Fr.
Tyrone, Ga.
(Sandy Creek HS)

KYRA ELZY **HC**

Head Coach
Fourth Season
(12th Overall at Kentucky)

NIYA BUTTS **AHC**

Associate Head Coach
Third Season
(13th Overall at Kentucky)

JEN HOOVER **AC**

Assistant Coach
Second Season

CRYSTAL KELLY **AC**

Assistant Coach
First Season

JENNY HUTH **PD**

Associate Coach of Player
Development
First Season

JAAMAL RHODES **PR**

Associate Coach of Player
Relations
First Season

AMY TILLEY **DOP**

Assistant AD /
WBB Director of
Operations

NATIONAL POLLS (PRESEASON)

THE ASSOCIATED PRESS TOP 25

1	LSU (35)	0-0
2	UConn (1)	0-0
3	Iowa	0-0
4	UCLA	0-0
5	Utah	0-0
6	South Carolina	0-0
7	Ohio State	0-0
8	Virginia Tech	0-0
9	Indiana	0-0
10	Notre Dame	0-0
11	Tennessee	0-0
12	Ole Miss	0-0
13	Texas	0-0
14	Maryland	0-0
15	Stanford	0-0
16	North Carolina	0-0
17	Louisville	0-0
18	Florida State	0-0
19	Baylor	0-0
20	Colorado	0-0
21	USC	0-0
22	Creighton	0-0
23	Illinois	0-0
24	Washington State	0-0
25	Mississippi State	0-0

Other UK opps receiving votes: **NC State 34, Texas A&M 20**

USA TODAY/COACHES TOP 25

1	LSU (29)	0-0
2	UConn (3)	0-0
3	Iowa	0-0
4	South Carolina	0-0
5	Virginia Tech	0-0
6	Ohio State	0-0
7	Utah	0-0
8	UCLA	0-0
9	Indiana	0-0
10	Notre Dame	0-0
11	Maryland	0-0
12	Tennessee	0-0
13	Stanford	0-0
14	Texas	0-0
15	Louisville	0-0
16	Ole Miss	0-0
17	North Carolina	0-0
18	Colorado	0-0
19	Duke	0-0
20	Baylor	0-0
21	USC	0-0
22	Florida State	0-0
23	Oklahoma	0-0
	Creighton	0-0
25	Miami	0-0
	Michigan	0-0

Other UK opps receiving votes: **Mississippi State 67, Florida Gulf Coast 28, NC State 10, Texas A&M 4, Georgia 3, Arkansas 1**

BY THE BIG BLUE NUMBERS

Kentucky natives on the team

5

wins in Kentucky Women's Basketball history

895

number of wins for Kentucky inside Rupp Arena

30

former Miss Kentucky Basketballs on the team

3

percent graduation rate for four-year players under Coach Elzy at Kentucky

100

seasons of varsity status

50

wins by Kyra Elzy as head coach of the Kentucky Wildcats

50

straight semesters with a overall team GPA above a 3.0

20

number of returners on the team

9

combined years of coaching experience among the four coaches

81

NCAA Tournament appearances since 2009-10

11

Kyra Elzy is the eighth head coach in program history

8

GAME NOTES

THE SERIES: KENTUCKY-USC UPSTATE

- Kentucky leads USC Upstate in the all-time series, 3-0, which began in 2007.
 - The Wildcats won the last meeting, 67-44, on Dec. 19, 2019.
 - The Wildcats' largest margin of victory was a 100-34 beating on Nov. 25, 2012.
- All three games in the series have been played in Memorial Coliseum.

LAST TIME OUT

- The Kentucky Wildcats defeated the East Tennessee State Buccaneers, 74-66, after a nine-point deficit in the second quarter and a two-point deficit at halftime at the Clive M. Beck Center at Transylvania University on Nov. 7.
 - The last time the Cats won a game after trailing at halftime at home was against Vanderbilt on Feb. 17, 2022.
 - The last time the Cats won a game after trailing at halftime in general was against Alabama on March 2, 2023.
- All five starters scored in double digits, including Amiya Jenkins (16), Saniah Tyler (14), Maddie Scherr (14), Ajae Petty (12) and Brooklynn Miles (10).
 - The last time all five starters scored in double digits was against Oklahoma on March 21, 2016.
- The Wildcats won three of four quarters and the second half.
 - Kentucky shot 43.1 percent from the field on the game, and 55.5 percent from the field in the second half (15-of-27) to secure its comeback win.
- Kentucky committed just seven turnovers, including no turnovers in the second half.
 - The last time UK committed 10 or fewer turnovers was in last year's season opener against Radford (10) on Nov. 7, 2022.
- The Wildcats got to the line 36 times, making 22 of those attempts.
- UK outrebounded ETSU, 38-37.
- Kentucky led ETSU in points off turnovers (16), points in the paint (36), second-chance points (15) and fastbreak points (11).

50TH ANNIVERSARY

- The Wildcats are celebrating their 50th anniversary of varsity status in 2023-24.
 - Sue Feamster became the first UK women's basketball head coach of the modern era, after the program regained its varsity status in 1974.
- In celebration of the 50th jubilee, Big Blue Nation can expect in-game elements such as:
 - Guest appearances and on-court recognitions
 - Recap videos and feature story videos
 - Trivia games
 - Decade-themed giveaways
- Throughout the season, fans can also enjoy:
 - "Where are they now" updates
 - Interviews and Q&As
 - A printable and digital timeline experience and more
- Kentucky tipped off its jubilee at Big Blue Madness, introducing almost every head coach on stage at the annual event, passing a torch from coach to coach.
 - **Sue Feamster (1971-76)**
 - **Debbie Yow (1976-80)** - *Was unable to attend*
 - **Terry Hall (1980-87)** - *She lost her long, agonizing fight with ovarian cancer on July 14, 1997. Her youngest sister, Mardee (Hall) McNay, stood in her place*
 - **Sharon Fanning (1987-95)**
 - **Bernadette Mattox (1995-2003)**
 - **Mickie DeMoss (2003-07)**
 - **Matthew Mitchell (2007-20)**
 - **Kyra Elzy (2020-Pres.)**

PROBABLE STARTERS



#0	BROOKLYNN MILES	G	JR	5-6	PPG	RPG	APG	SPR	MPG
23-24	10.0	3.0	4.0	1.0	30.9				

Made her first career start in season opener against ETSU, scoring 10 points, the second 10+ point game of her career, adding a team-lead four assists ... Transfer from Tennessee ... Frankfort, Kentucky, native ... Named 2021 Miss Kentucky Basketball ... Two-time SEC honor roll member ... VOLeaders Academy attendee ... SEC Freshman of the Week (Dec. 14, 2021).




#2	SANIAH TYLER	G	SO	5-6	PPG	RPG	APG	SPR	MPG
23-24	14.0	0.0	0.0	1.0	24.9				

Made her first career start in season opener against ETSU, where she scored a career-high 14 points, adding one steal ... Was electric from long range in Kentucky's lone closed scrimmage in the preseason ... Played in nine games as a freshman in 2022-23, including three Southeastern Conference games, combining for six points, two 3-pointers, two rebounds and two steals.



#13	AJAE PETTY	G	SR	6-3	PPG	RPG	APG	BPR	MPG
23-24	12.0	13.0	1.0	1.0	27.4				

Big showing in season opener against ETSU, recording her third career double-double on 12 points and a team-lead and a career-high 13 rebounds ... Had a huge offseason, improving her mind and body, which has had a big affect on the team and its mindset in 2023-24 ... PR'd in all of her strength and conditioning tests prior to fall practice.



#20	AMIYA JENKINS	G	SO	5-10	PPG	RPG	APG	SPR	MPG
23-24	16.0	4.0	0.0	1.0	34.5				

Had her first career start in season opener against ETSU, where she led the team in scoring with 16 points on 5-of-7 from the field and 6-of-10 from the line ... She added four rebounds in the game ... Played in 26 games in 2022-23, averaging 3.2 points per game and 1.3 rebounds per game in 8.9 minutes per game



#22	MADDIE SCHERR	G	SR	5-11	PPG	RPG	APG	SPR	MPG
23-24	14.0	5.0	3.0	1.0	32.6				

Scored 14 points in season opener against ETSU, adding five rebounds and three assists ... Returns as Kentucky's leader in rebounds, assists and blocks ... Second on last season's team in steals and 3-pointers ... Broke school record in free throw percentage in 2022-23 (80-87, 92.0%) ... Led the SEC in FT% in 2022-23, too.

KENTUCKY'S RECORD WHEN ...

	ALL	SEC
Leading or tied at halftime	0-0	0-0
Trailing at halftime	1-0	0-0
Shoot 50 percent or higher	0-0	0-0
Shoot 60 percent or higher	0-0	0-0
Shoot less than 50 percent	1-0	0-0
Shoot higher percentage than opp.	1-0	0-0
Shoot lower percentage than opp	0-0	0-0
Opp. shoot 50 percent or higher	0-0	0-0
Opp. shoot 60 percent or higher	0-0	0-0
Opp. shoot worse than 50 percent	1-0	0-0
Score less than 60 points	0-0	0-0
Score 60 or more points	1-0	0-0
Score 70 or more points	1-0	0-0
Score 80 or more points	0-0	0-0
Score 90 or more points	0-0	0-0
Score 100 or more points	0-0	0-0
Opp. score less than 50 points	0-0	0-0
Opp. score 50 or more points	1-0	0-0
Opp. score 60 or more points	1-0	0-0
Opp. score 70 or more points	0-0	0-0
Opp. score 80 or more points	0-0	0-0
Opp. score 90 or more points	0-0	0-0
Opp. score 100 or more points	0-0	0-0
Outrebound or same as opponent	1-0	0-0
Outrebounded by opponent	0-0	0-0
Commit fewer turnovers than opp.	1-0	0-0
Commit same turnovers as opp.	0-0	0-0
Commit more turnovers than opp.	0-0	0-0
Commit single digit turnovers	1-0	0-0
Force 20 or more turnovers	0-0	0-0
Force 25 or more turnovers	0-0	0-0
Force 30 or more turnovers	0-0	0-0
Make 6 or more 3-pointers	0-0	0-0
Make 5 or fewer 3-pointers	1-0	0-0
Opp. make 6 or more 3-pointers	0-0	0-0
Opp. make 5 or fewer 3-pointers	1-0	0-0
Game decided by 10 pts or less:	1-0	0-0
Game decided by 1-5 pts:	0-0	0-0
Game decided by 6-10 pts:	1-0	0-0
Game decided by 11-15 pts:	0-0	0-0
Game decided by 16+ pts:	0-0	0-0
Overtime games:	0-0	0-0
Televised games:	1-0	0-0
SEC Network+	1-0	0-0
ACC Network	0-0	0-0
ESPN+	0-0	0-0
ESPNU	0-0	0-0
ESPN2	0-0	0-0
ESPN	0-0	0-0
SEC Network	0-0	0-0
Games vs. AP ranked opponents:	0-0	0-0
Games vs. AP Top 10	0-0	0-0
Games following a loss:	0-0	0-0
Games following a win:	0-0	0-0
More points in the paint than opp.:	1-0	0-0
Fewer points in the paint than opp.:	0-0	0-0
Same points in the paint than opp.:	0-0	0-0
More points off turnovers:	1-0	0-0
Fewer points off turnovers:	0-0	0-0
Same points off turnovers:	0-0	0-0
More bench points than opp.:	0-0	0-0
Fewer bench points than opp.:	0-0	0-0
Same bench points as opp.:	1-0	0-0
More 2nd-chance points than opp.:	1-0	0-0
Fewer 2nd-chance points than opp.:	0-0	0-0
Same 2nd-chance points as opp.:	0-0	0-0
At least one UK player scores 10+:	1-0	0-0
At least two UK players score 10+:	1-0	0-0
At least three UK players score 10+:	1-0	0-0
At least four UK players score 10+:	1-0	0-0
At least five UK players score 10+:	1-0	0-0
At least six UK players score 10+:	0-0	0-0
At least seven UK players score 10+:	0-0	0-0
At least eight UK players score 10+:	0-0	0-0
On Monday:	0-0	0-0
On Tuesday:	1-0	0-0
On Wednesday:	0-0	0-0
On Thursday:	0-0	0-0
On Friday:	0-0	0-0
On Saturday:	0-0	0-0
On Sunday:	0-0	0-0
In November:	1-0	0-0
In December:	0-0	0-0
In January:	0-0	0-0
In February:	0-0	0-0
In March:	0-0	0-0
In April:	0-0	0-0

A REMINDER OF HOW KENTUCKY ENDED LAST SEASON

- 14th-seed Kentucky became the lowest seeded team to ever reach the Southeastern Conference Tournament Quarterfinals last March.
 - 14th-seed Kentucky defeated both 11th-seed Florida (first round) and sixth-seed Alabama (second round) to meet third-seed Tennessee in the quarterfinals. It marked UK's 14th straight appearance in the quarterfinals, which is the longest active streak in the SEC (South Carolina is second with 12).
 - In Kentucky's win over Alabama in the second round, then-junior guard Maddie Scherr scored 19 points with three rebounds, four assists, six blocks and two steals in nearly 40 minutes. Her six blocks set a new program record for most blocks in an SEC Tournament game.
 - Also after Kentucky defeated Alabama in the second round, Kyra Elzy owned a 7-1 record in the SEC Tournament, which tied with Melanie Balcomb of Vanderbilt for the best eight-game start for a head coach in tournament history.

OFFSEASON AWARDS

- Following summer practices, the team issued three awards:
 - **The Wildcat Award - Cassidy Rowe**
 - Someone who exudes "the culture player."
 - **Most Improved Award - Emma King**
 - Someone who has shown great improvement from the season before.
 - **MVP Award - Ajae Petty**
 - Someone who both exudes "the culture player" and has shown a great deal of improvement. Someone who has taken on a clear and obvious leadership role and who has set the standard on and off the court.

PLAY TOGETHER, STAY TOGETHER

- Brooklynn Miles and Maddie Scherr played together in sixth and seventh grade for the Kentucky Royals and 11th and 12 grade for Kentucky Premier.
- Cassidy Rowe and Maddie Scherr played together in Summer 2016 for Kentucky Premier.
- Emma King and Maddie Scherr played together in Summer 2018 for Kentucky Premier.
- Amiya Jenkins and Cassidy Rowe played together in Summer 2019 for Kentucky Premier.
- Amiya Jenkins, Brooklynn Miles and Maddie Scherr played together in Summer 2019 for Kentucky Premier.
- Amiya Jenkins and Brooklynn Miles played together in Summer 2020 for Kentucky Premier.

TOP-10 PERFORMANCES & RECORDS IN 2022-23

Team Blocks (Single Season)

Rank	Value	Year
8.	135	2005-06
9.	132	2022-23
10.	131	2015-16

Player Free Throw Percentage (Single Season)

Rank	Player	Year	FTM	FTA	Pct.
1.	Maddie Scherr	2022-23	80	87	.920
2.	Bria Goss	2013-14	127	141	.901
3.	Jenny Pfeiffer	2005-06	94	106	.887

Team Free Throw Percentage (Single Game)

Rank	Pct.	Opponent	Value	Date
1.	100.0	vs. Missouri	12-of-12	01/13/13
	100.0	vs. Furman	11-of-11	12/06/08
	100.0	vs. Chattanooga	11-of-11	03/20/04
	100.0	vs. Morehead		1977
5.	96.2	vs. South Carolina	25-of-26	02/02/23
6.	95.8	vs. Wake Forest	23-of-24	12/30/04

Player Consecutive Free Throws Made

Rank	Player	Span	Year	Value
1.	Maddie Scherr	Over nine games	2022-23	39
2.	Bria Goss	Over nine games	2014-15	31
3.	Alexis Jennings	Over 11 games	2015-16	27

SCHERR EFFORT

- Just in case you forgot how good Maddie Scherr is...
 - In 2022-23, she played and started in 29 games, averaging 11.6 points per game and 5.1 rebounds in 31.7 minutes per game on the season ... She added 125 assists (4.3 apg), 62 steals (2.1 spg) and 32 blocks (1.1 bpg)
 - Concluded the regular season ranked fourth in the SEC in apg (4.2), fourth in the SEC in steals (55), fifth in the SEC in assists (110) and sixth in the SEC in spg (2.1)
 - She also concluded the regular season as the SEC leader and school-record holder in FT% (80-87, 91.8%)
 - She shot 38.5 percent from the field (110-286) and 33.6 percent from the arc (37-110)
 - She doubled her offensive production from the nonconference schedule to the conference schedule, from 7.3 ppg in the nonconference to 14.9 points per game in the conference
 - Reset her career high in scoring four times this season, all against top-25 teams, including 18 vs. UofL, 22 vs. LSU, 25 vs. USC and 27 vs. Tennessee
 - In late January 2023, she was the only player in the SEC averaging at least 5.0 in three statistical categories on the season (10.2 ppg, 5.6 rpg, 5.0 apg)
 - Scored in double digits 17 times, at least 15 points nine times, at least 20 points three times and at least 25 points two times
 - Led Kentucky in assists in 19 games, in blocks in 12 games and in steals in 11 games
 - Set a new program record for most blocks in an SEC Tournament game when she recorded six in Kentucky's win against Alabama in the 2023 SEC Tournament Second Round, adding 19 points, four assists, three rebounds and two steals

AJAE PETTY HELPING SET THE TONE FOR THE SEASON

- Ajae Petty, a senior post player, had a huge offseason that has made an impact on both her and her team.
 - She did every workout recommended to her during both summer breaks, which paid dividends when she came back for summer practice.
 - She actually PR'd in every strength and conditioning category from a season ago.
 - She attributes her "new self" to several things:
 - Coach Elzy challenged her before the first summer break.
 - Petty realized she has a lot of support and a lot of resources and she wanted to start taking advantage of all that was given to her.
 - Her renewed mindset... she now embraces every challenge she is met with.

KENTUCKY UNDER COACH ELZY

(2021-Present) Total	
Home Games.....	30-17
Memorial Coliseum.....	27-13
Rupp Arena.....	2-4
Transylvania.....	1-0
Georgetown.....	1-0
Road Games.....	11-18
Neutral Sites.....	9-5
SEC Games.....	19-28
Home.....	10-13
Road.....	9-15
Regular season, nonconference.....	23-8
Home.....	20-4
Road.....	2-3
Neutral.....	1-1
vs. ranked teams in nonconference.....	2-4
SEC Tournament.....	7-2
NCAA Tournament.....	1-2
Leading or tied at halftime.....	41-10
Trailing at halftime.....	8-30
Shoot 50 percent or higher.....	17-1
Shoot less than 50 percent.....	33-39
Shoot higher percentage than opp.....	34-5
Shoot lower percentage than opp.....	16-35
Shooting same percentage as opp.....	0-0
Opp. shoots worse than 50 percent.....	46-33
Opp. shoots 50 percent or higher.....	3-7
Score fewer than 60 points.....	0-15
Score 60 or more points.....	49-23
Score 70 or more points.....	42-9
Score 80 or more points.....	23-2
Score 90 or more points.....	7-0
Score 100 or more points.....	0-0
Opp. scores 30 or fewer points.....	0-0
Opp. scores 40 or fewer points.....	1-0
Opp. scores 50 or fewer points.....	8-1
Opp. scores 60 or fewer points.....	24-4
Opp. scores 60 or more points.....	25-35
Opp. scores 70 or more points.....	11-30
Opp. scores 80 or more points.....	3-11
Opp. scores 90 or more points.....	0-2
Outrebounds or same as opponent.....	33-14
Outrebounded by opponent.....	17-26
Commits fewer turnovers than opp.....	37-20
Commits same turnovers as opp.....	2-1
Commits more turnovers than opp.....	11-19
Force 30 or more turnovers.....	4-0
Makes 6 or more 3-pointers.....	33-17
Makes 5 or fewer 3-pointers.....	18-23
Game decided by 10 pts or fewer.....	19-22
Game decided by 1-5 pts.....	8-7
Game decided by 6-10 pts.....	11-15
Game decided by 11-15 pts.....	8-4
Game decided by 16+ pts.....	22-14
Overtime games.....	1-0
Televised games (including SECN+).....	49-38
Games vs. ranked opponents.....	9-19
Games vs. top 10 ranked opponents.....	2-11
Games following a loss.....	16-21
Games following a win.....	30-19
More points in the paint than opp.....	28-4
Fewer points in the paint than opp.....	19-33
Same points in the paint than opp.....	3-3
More bench points than opp.....	35-18
Fewer bench points than opp.....	12-19
Same bench points as opp.....	3-2
More 2nd-chance points than opp.....	30-16
Fewer 2nd-chance points than opp.....	18-22
Same 2nd-chance points as opp.....	2-2
On Monday.....	3-2
On Tuesday.....	3-1
On Wednesday.....	7-1
On Thursday.....	14-14
On Friday.....	2-3
On Saturday.....	3-1
On Sunday.....	17-18
In November.....	13-2
In December.....	11-7
In January.....	10-15
In February.....	9-12
In March.....	8-4
In April.....	0-0

COACHING POSITIONS

POST PLAYERS	JEN HOOVER CRYSTAL KELLY
WINGS	NIYA BUTTS JAAMAL RHODES
GUARDS	JENNY HUTH

SEC STANDINGS (AS OF NOV. 9)

Team	SEC	Pct.	All
Alabama	-	1.000	1-0
Arkansas	-	1.000	1-0
Auburn	-	1.000	2-0
Florida	-	1.000	2-0
Georgia	-	1.000	1-0
KENTUCKY	-	1.000	1-0
LSU	-	.500	1-1
Mississippi State	-	1.000	1-0
Missouri	-	1.000	2-0
Ole Miss	-	.500	1-1
South Carolina	-	1.000	1-0
Tennessee	-	.500	1-1
Texas A&M	-	1.000	1-0
Vanderbilt	-	1.000	2-0

CAREER DOUBLE-DOUBLES

AJAE PETTY (2 CAREER)		
2023-24 (1)		
ETSU	11/07/23	12 pts, 13 rbs
2022-23 (2)		
UNC-Greensboro	12/04/22	10 pts, 12 rbs
at Minnesota	12/07/22	16 pts, 12 rbs

- As you would expect, Petty’s transformation, mentally and physically, has completely influenced the team... they have had a total mindset shift since 2022-23.
 - More than ever before, they are embracing hard work and are receptive to what it takes to win.
 - More than ever before, they have developed a strong player-led culture.
 - They have put the past behind them and have a common goal of being the best versions of themselves.

“THE CLOSEST TEAM I HAVE EVER BEEN A PART OF”

- The Wildcats speak fondly of their team chemistry ahead of the upcoming season, so much so, many of them describe it as the closest team they have ever been a part of.
- That is evident by their random, fun, team initiatives, including coming to practice one time over the summer all wearing colorful wigs to prank the coaches and them begging head coach Kyra Elzy to have a sleepover (coaches and players) during fall practice.

MEMORIAL COLISEUM UNDERGOING RENOVATIONS

- UK’s home court, Memorial Coliseum, is undergoing an \$82 million dollar renovation this season.
 - Kentucky women’s basketball, gymnastics and volleyball are “taking over” Rupp Area in 2023-24, as it was named the official home floor for those sports for the upcoming season.
- Kentucky women’s basketball is also getting a renovated locker room and team lounge.

NYAH LEVERETTER IS HEALING FROM ACL TEAR

- Nyah Leveretter, a senior forward, sustained a torn anterior cruciate ligament in her right knee during the Kentucky-Vanderbilt game in Memorial Gymnasium in Nashville, Tennessee, on Feb. 19, 2023.
 - She missed the remainder of last season.
- The Wildcat played in all 26 games and made 21 starts until her accident, including the prior 16 straight.
 - She was averaging 2.5 points per game and 3.9 rebounds per game, while adding 2.8 points and 4.2 rebounds per game in conference action.

OUT BUT NOT DOWN

- The Wildcat had her first surgery in February and second surgery in September. However, she is taking full advantage of her recovery time:
 - NCAA DI Women’s Basketball Student-Athlete Engagement Group appointee (2023-24)
 - UK SAAC Vice President (2023-24)
 - Nike, Inc. intern in New York City (Summer 2023)
 - CSC Academic All-District Team (2022-23)
 - SEC Academic Honor Roll (2021, 2022, 2023)
 - SEC Men’s and Women’s Basketball Leadership Council (2022-23, 2023-24)
 - Frank G. Ham Society of Character (2022-23)
 - National Association of Black Journalists club member
 - She is also interning with Susan Lax (Slax), UK football’s sports information director, this fall.

WHAT YOU DON’T KNOW ABOUT NYAH LEVERETTER

- Nyah Leveretter is never late and lives a very structured life. Coming from a military family, the lessons she has learned about organization and discipline directly translate to her life as a student athlete.
 - The Wildcat was born at Fort Campbell, Kentucky, an Army base that sits right on the border of Tennessee and the Bluegrass State. She lived there for a few years and moved to Japan once she turned five.

- Being in a military family, there are some ideals and practices that become so normal you don't realize it.
 - "I'm a very structured person. Like very. And I didn't realize it until I was around other people who weren't as structured," Leveretter said. "I felt like I was a structure maniac, and they weren't and it drives me insane. When people are late to things, it makes me tick so bad. And I didn't realize it was because I was raised this way."
- This shows up for her as a student as well.
 - "Even when I'm turning in assignments, I don't like turning things in late," Leveretter said. "I don't ever do that. If I don't have an A, or at least a B, I'm mad at myself, like really mad."

OFFSEASON HIRES

- UK head coach Kyra Elzy hired several new, good coaching and staff hires in the offseason:
 - Assistant coach Crystal Kelly
 - Associate coach of player development Jenny Huth (*will also serve as the program's additional on-court coach granted to them by the NCAA*)
 - Associate coach of player relations Jaamal Rhodes (*will also serve as the program's additional on-court coach granted to them by the NCAA*)
 - NIL director Liz Brown
 - Coaching video coordinator Jerod McCullan
 - Recruiting assistant Jodi Ansert

ELZY & KELLY GO WAY BACK

- When Kyra Elzy was an assistant coach at Western Kentucky (2002-04), she recruited Crystal Kelly, who was a Miss Kentucky Basketball and 2x Gatorade Player of the Year out of Sacred Heart in Louisville.
 - Elzy pulled out all the stops to recruit her, including carving dozens and dozens of pumpkins for her and also driving more than an hour to get her food from her favorite restaurant.
- Crystal Kelly ended up signing to WKU, and still to this day holds more than a dozen records there.

BALTIMORE BABIES

- Ajae Petty, a senior who transferred from LSU before last season, and Eniya Russell, also a senior who transferred from South Carolina prior to last season, were reunited at last in 2022-23.
- The pair of Baltimore natives first met while playing on their middle school basketball team. They played several seasons together until they were separated by high school transfers and college commitments, only to be finally reunited as teammates last season.
 - "Living with Eniya has made this transfer a lot smoother for me, especially with having someone to relate to," Petty said.
 - This duo joined the team with a secret weapon – knowing what to expect from one another at all times.
 - "I know when she wants the ball and where she wants it," Russell said. "I know what she's capable of. We've been playing together for so long, I just know her game."
- **Fun Fact:** If you ask them both the biggest difference between their prior programs and Kentucky, they will simultaneously say, "conditioning!"

LEADERSHIP COMMITTEE

- The coaching staff formed a "leadership committee" in Summer 2022. Emma King, Nyah Leveretter and Maddie Scherr were on the leadership committee last season and returned to it in 2023-24.
 - The team also voted in Ajae Petty and Cassidy Row to join the leadership committee in Summer 2023.

CAREER 20-POINT SCORING GAMES

MADDIE SCHERR		3
22	vs. LSU	01/08/22
25	vs. South Carolina	01/12/23
27	vs. Tennessee	02/26/23

UK IN NCAA/SEC STATS

TEAM (AS OF NOV. 9)

Category	NCAA Rank	SEC Rank	Stat
Ast/TO Ratio	62	7	1.29
Asts/game	258	13	9
Blks/game	146	12	3
FG%	140	9	43.1
FG% defense	211	12	41
Fouls/game	215	12	20
FT Attempts	6	3	36
FT%	250	12	61.1
FT Made/game	16	3	22
Reb. margin	192	14	1
Def. Rebs/game	207	13	24
Off. Rebs/game	125	10	14
Rebs/game	192	14	38
Scoring Def.	194	9	66
Scoring Margin	167	13	8
Scoring Off.	141	11	74
Steals/game	298	14	4
3FG Atm./game	266	12	15
3FG%	317	14	13.3
3FG% defense	137	8	26.3
3FG/game	310	14	2
TO margin	110	7	4
TOs Forced	302	14	11
TOs/game	4	1	7
W-L%	1	1	

INDIVIDUAL

NCAA	SEC	NAT'L	VALUE
Assist/TO Ratio			
Brooklynn Miles	4	60	4.0
Maddie Scherr	8	118	3.0
Assists Per Game			
Brooklynn Miles	11	186	4.0
Blocks Per Game			
Zennia Thomas	7	68	2.0
Field Goal Percentage			
Amiya Jenkins	3	79	71.4
Free Throw Attempts			
Amiya Jenkins	6	77	10
Ajae Petty	11	115	9
Free-Throw Percentage			
Maddie Scherr	1	1	100.0
Points Per Game			
Amiya Jenkins	16	246	16.0
Rebounds			
Ajae Petty	13	138	13
Rebounds Per Game			
Ajae Petty	3	25	13.0
Three-Pointers Per Game			
Saniah Tyler	7	218	2.0

MAMBA & MAMBACITA SKILLS ACADEMY

- The Mamba & Mambacita Sports Foundation partnered with the University of Kentucky men’s and women’s basketball programs to put on the second annual Mamba & Mambacita Sports Foundation Skills Academy on Oct. 26, 2023.
 - Once again, it was held at the Joe Craft Center, and the event hosted 175 under-served kids – 100 girls and 75 boys – from the Lexington area.
- Mamba & Mambacita Sports Foundation Ambassador Natalia Bryant attended UK’s first skills academy in 2022, while Mamba & Mambacita Sports Foundation Executive Director Kat Conlon represented the foundation on site in both 2022 and 2023.
- Each year, the event has begun with a spirited introduction of the Mamba & Mambacita Sports Foundation by Kentucky women’s basketball head coach Kyra Elzy. That was followed by a moving speech about the Mamba Mentality Five Pillars by Kentucky men’s basketball head coach John Calipari.
- The campers were then divided into teams, led by the Wildcats’ men’s and women’s basketball coaches, staff and players. The teams rotated through almost a dozen stations during the two hours, where the campers learned a Kobe Bryant-inspired principle, and then took part in a practice drill related to that principle, at each stop.
- Printed materials with Kobe Bryant quotes and action photos have complemented each station to serve as a visual representation of the basketball legend.

KOBE & GIGI SHOES

- Kentucky was one of six schools selected to wear Kobe and Gigi NIKE shoes in 2023-24, thanks to its commitment to hosting Mamba & Mambacita Sports Foundation Skills Academies for undeserved children.

606 STRONG

- Cassidy Rowe’s family and community were directly affected by the Eastern Kentucky floods last summer.
 - The Virgie, Kentucky, native and sophomore guard tells a great story about how her parents had to trudge through knee-deep water to evacuate to their neighbor’s house on higher ground.
 - Meanwhile, Rowe texted her father to see if her childhood basketball goal was ok. He told her it wasn’t, it had been washed away. He ended up finding it floating down the flood stream.
 - Her home ended up being ok, just some property damage. However, many, many folks around neighborhood were not so fortunate.
 - Rowe and her family were and continue to be very active in their community in the aftermath of the flooding, handing out meals and cleaning.
- Rowe, Emma King and alumnae Blair Green and Maci Morris - all natives of Eastern Kentucky or otherwise known as the 606 - hosted a “606 Camp” for 606 residents at North Laurel High School last August.
 - The cost to attend was \$40 per player or \$60 for two in a family, while all proceeds from the camp went directly to the Foundation for Appalachian Kentucky Crisis Fund.

THE MAGIC “80”

- UK holds a remarkable 379-26 (.936) record since 1974 when scoring 80 points or more.
 - The last loss came vs. DePaul on Dec. 9, 2021 when the Cats fell 94-85. UK is 10-1 this year.

UK IN OVERTIME

- UK is 31-28 all-time in overtime games, including 1-1 under Kyra Elzy.

KENTUCKY ALL-TIME

- Kentucky is 895-588 (.635) in its 50th year of varsity competition.

KENTUCKY ALL-TIME AT HOME

- Kentucky is 519-192 all-time at home (.730), 488-172 (.739) all-time in Memorial Coliseum, 30-22 (.577) all-time in Rupp Arena and 1-0 at the Clive M. Beck Center.
- If you do the math, you will notice UK's losses in Memorial Coliseum and Rupp Arena are two more than UK has home losses. That reason is UK's NCAA Tournament Sweet 16 game vs. Washington at Rupp Arena on March 25, 2016 and its NCAA Tournament game vs. Indiana on March 18, 1983 at Memorial Coliseum cannot count towards UK's home record.

81 YEARS OF COLLEGIATE COACHING EXPERIENCE

- Of the four Kentucky coaches, three have seen time at head coach at major Power Five programs.
 - Kyra Elzy is in her fourth season as the head coach at Kentucky, then associate head coach Niya Butts was the head coach at Arizona from 2008-16, and finally, Jen Hoover was the head coach at High Point in 2011-12, then Wake Forest from 2012-22.
- Between the four of them, including assistant coach Crystal Kelly, they have a combined 81 years of collegiate coaching experience as a full-time assistant coach or head coach.
- **Fun Fact:** Between Elzy and Butts, the two coaches have a combined 23 years of experience as members of the coaching staff at Kentucky, a testament to the culture of the program and the athletic department.

WILDCATS SHINE IN THE CLASSROOM

- The Wildcats have had a 3.0 team GPA or better each of the last 20 semesters, including six semesters under Kyra Elzy.
- She has put an emphasis on academics since arriving on campus as an assistant coach several years ago. In more than a decade of seasons with her on staff (2008-12, (2016-pres.), UK has a 100 percent graduation rate among four-year players.

Team GPA Under Head Coach Kyra Elzy

Semester	GPA
Fall 2020	3.253
Spring 2021	3.390
Fall 2021	3.179
Spring 2022	3.000
Fall 2022	3.144
Spring 2023	3.315

18 STRAIGHT YEARS TOP 25 IN ATTENDANCE

- Kentucky averaged 4,500 or more fans every year from 2003-04 to 2019-20, ranking among the nation's top 25 in attendance for those 18 seasons (excluding the pandemic season in 2020-21).
 - The Wildcats took a hit during the pandemic and after the pandemic, but are gradually seeing a rise in attendance since.
- Kentucky was involved in two of the top-25 most attended games in the nation in 2019-20, including 11,256 fans against Louisville at Rupp Arena, which ranked 23rd.

STAT SUPERLATIVES

UK career statistical superlatives among current players:

Most Games Played for UK:
Emma King, 71

Most Games Started for UK:
Nyah Leveretter, 32

Consecutive Games Started for UK:
Maddie Scherr, 30

Games with Double-Figure Scoring:

	2023-24	Career
Maddie Scherr	1	22
Ajae Petty	1	11
Brooklynn Miles	1	2
Amiya Jenkins	1	1
Saniah Tyler	1	1
Eniya Russell	-	4

Current Streak of Consecutive Games Played with Double-Figure Scoring:

Maddie Scherr, 6
Ajae Petty, 2
Amiya Jenkins, 1
Brooklynn Miles, 1
Saniah Tyler, 1

Current Streak of Consecutive Games with Double-Figure Rebounding:

Ajae Petty, 1

Games with a Double-Double:

	2023-24	Career
Ajae Petty	1	3

Current Streak of Consecutive Games with Double-Double:

Ajae Petty, 1

40-point games:

	2023-24	Career
--	--	--

30-point games:

	2023-24	Career
--	--	--

20-point games:

	2023-24	Career
Maddie Scherr	--	3

Current Streak of Consecutive 20-point games:

--

Current Streak of Consecutive Games with a 3-pointer:

Saniah Tyler, 1

Current Streak of Consecutive Games with at least one steal:

Maddie Scherr, 6
Amiya Jenkins, 1
Brooklynn Miles, 1
Saniah Tyler, 1

MISS KENTUCKY

The program currently has three Miss Kentucky Basketball honorees reppin' Blue and White, including Maddie Scherr, Brooklynn Miles and Amiya Jenkins. Something to note about Miss Kentucky Basketball is there is only one! The commonwealth does not name a Miss Kentucky Basketball per class.

All-Time Miss Kentucky Basketballs Who Played at Kentucky

Year	Name	High School
1977	Geri Grigsby	McDowell HS
1980	Lisa Collins	Lauren County HS
1986	Kris Miller	Owensboro Catholic
1992	Becky McKinley	Bullitt East HS
2005	Carly Ormerod	Sacred Heart HS
2006	Arnika Brown	Christian County HS
2007	Rebecca Gray	Scott County HS
2009	A'dia Mathies	Louisville Iroquois
2010	Sarah Beth Barnette	Lexington Christian Academy
2013	Makayla Epps	Marion County HS
2015	Maci Morris	Bell County HS
2020	Maddie Scherr	Ryle HS
2021	Brooklynn Miles	Franklin County HS
2022	Amiya Jenkins	Anderson County HS

STARTING LINEUP RECORDS

Team	G	G	G	G	F	Result
KENTUCKY STATE [EXH]	MILES	SCHERR	TYLER	THOMAS	PETTY	W, 88-71
ETSU	MILES	SCHERR	TYLER	JENKINS	PETTY	W, 74-66
USC UPSTATE						
AUSTIN PEAY						
at FGCU						
vs. NC State						
vs. Colorado						
vs. Cincinnati						
BOSTON COLLEGE						
TENNESSEE TECH						
MINNESOTA						
at Louisville						
FURMAN						
LIPSCOMB						
SAMFORD						
ARKANSAS						
at Tennessee						
VANDERBILT						
at South Carolina						
MISSOURI						
at Arkansas						
at Alabama						
MISSISSIPPI STATE						
at Georgia						
TEXAS A&M						
at Auburn						
FLORIDA						
at Mississippi State						
SOUTH CAROLINA						
OLE MISS						
at LSU						
Record by Lineups:						
1-0	MILES	SCHERR	TYLER	JENKINS	PETTY	

Bold indicates last starting lineup used

COMEBACK CATS (LARGEST COMEBACKS)

1. -19 Miami (Ohio), 53-34, 16:27 in second half, (won, 77-71) 11/21/00
2. -18 Miami (Ohio), 14:35 in second half, (won, 108-102, OT) 12/21/02
- 18 Middle Tenn., 31-13, 3:54 in first half, (won, 68-66) 1/8/89
4. -17 Oregon State, 38-21, 2:29 in first half (won 73-70) 11/25/04
- 17 WKU, 30-47, 17:09 in second half, (won 76-63) 12/22/03
- 17 Villanova, 19-2, 11:52 in first half (won 63-54) 12/29/96
7. -16 Florida, 30-14, 8:09 in second quarter (won 81-75) 01/15/23
- 16 Louisville, 32-16, 6:44 in first half (won 77-68) 12/7/14
- 16 South Carolina, 30-46 in second half, (won, 78-74) 2/14/13
- 16 Vanderbilt, 53-37, 11:19 in second half (won, 74-68) 1/6/89
- 16 Ole Miss, 24-8, 6:51 in first half (won, 69-61) 2/8/07
11. -15 South Carolina, 45-30, 4:45 in third quarter (won, 64-62) 03/06/22
- 15 Mississippi State, 72-57, 7:10 in fourth quarter (won, 81-74) 2/15/22
- 15 Mississippi State, 54-39, 15:18 in second half (won, 76-67) 3/6/15
12. -14 Baylor, 40-26, 18:31 in the second half (won, 74-64) 11/17/14
- 14 Louisville, 21-7, 11:16 in first half (won 69-64) 12/1/13
- 14 Louisville, 35-21, 15:08 in second half (won, 48-47) 2/2/12
- 14 Florida, 20-6, 12:46 in first half (won, 71-67) 3/2/12
- 14 Mississippi St., 40-26, 18:52 in second half (won, 76-65) 3/6/10
- 14 Xavier, 40-26, 18:49 in second half (won, 67-62) 3/24/05
- 14 Toledo, 32-18, 5:43 in second half (won, 85-76) 3/24/90
- 14 Auburn, 22-8, 8:36 in first half (won 91-90 2OT) 2/2/86
- 14 Indiana, 28-14, 6:44 in second quarter (won 72-68) 12/6/2020

RUPP ARENA RECORDS

SINGLE-GAME ATTENDANCE RECORDS - RUPP ARENA

Since 1978 -

1.	23,706	#2/2 Duke	12/22/13
2.	22,075	#8/9 Baylor	11/17/14
3.	18,488	DePaul	12/7/12
4.	17,150	#13 Duke	12/20/15
5.	14,508	#6/5 Duke	12/8/11
6.	14,425	Louisville	12/10/15
7.	13,689	#1 Tennessee	1/26/06
8.	13,225	Arizona State	12/11/16
9.	11,256	#7 Louisville	12/15/19
10	10,390	#7 Rutgers	1/12/80
11.	10,192	Louisville	12/28/05
12.	10,031	Florida	02/03/19
13.	9,120	Alabama	2/26/06
14.	8,921	#7 Tennessee	12/31/17
15.	8,335	#9 LSU	1/27/08
16.	7,297	RV/#24 Louisville	12/11/22
17.	7,128	Arkansas	2/18/07
18.	7,126	#11 Georgia	2/15/07
19.	6,629	Auburn	1/19/06
20.	6,521	#10 South Carolina	1/21/18

- Rupp Arena is entering its 48th season in 2023-24.
- Because of the \$82 million renovation going on at Memorial Coliseum throughout the season, the women's basketball program (alongside gymnastics and volleyball) will play majority of its games inside Rupp Arena in 2023-24. That includes 12 games - four nonconference games and all eight Southeastern Conference games.
- The Wildcats usually play at least one game inside Rupp Arena each season, giving Big Blue Nation a unique opportunity to see and experience a game inside the stunning arena but at a more affordable cost.
- A center-hung scoreboard, ribbon boards, a new sound system and lighting were installed over 2014-15 and 2015-16. Chair-back seating was installed in the upper-sideline area prior to 2019-20. Two club areas for season ticket holders opened in 2021-22, with a third opening during 2022-23.
- Following renovations in 2019, capacity was lowered to 20,500.
- In 2013-14, UK women's basketball set the new single-game attendance record when 23,706 fans saw Kentucky face No. 2 Duke in Rupp Arena on Dec. 22, 2013. The attendance marked the largest crowd ever to see a college women's basketball game in the Commonwealth — the previous mark was 22,152 for the first Kentucky-Louisville game played in the KFC Yum! Center on Dec. 5, 2010.

RUPP ARENA ALL-TIME HOME RECORD - 30-22 (.577)

1977 (0-1)

Feb. 14	Northern	83-89	Lost
---------	----------	-------	------

1979 (1-0)

Feb. 10	Detroit-Mercy	80-61	Won
---------	---------------	-------	-----

1979-80 (3-0)

Dec. 8	Carson-Newman	96-58	Won
Dec. 15	Indiana	102-52	Won
Jan. 12	Rutgers	97-78	Won

1980 (1-0)

Dec. 13	Carson-Newman	93-54	Won
---------	---------------	-------	-----

1981 (1-0)

Dec. 8	Indiana	83-68	Won
--------	---------	-------	-----

1984 (1-0)

Nov. 27	Ohio State	74-61	Won
---------	------------	-------	-----

1986 (0-1)

Jan. 8	Ole Miss	69-72	Lost
--------	----------	-------	------

1989-90 (1-1)

Dec. 4	Indiana	76-48	Won
Jan. 27	Ole Miss	64-71	Lost

1990 (1-0)

Dec. 15	Dayton	95-68	Won
---------	--------	-------	-----

1995 (1-0)

Jan. 4	Florida	63-55	Won
--------	---------	-------	-----

2002-03 (1-0)

Jan. 2	Marshall	75-42	Won
--------	----------	-------	-----

2003-04 (1-1)

Nov. 25	North Carolina	59-75	Lost
Dec. 3	Louisville	84-80 (OT)	Won

2004-05 (3-0)

Dec. 21	Nicholls State	106-51	Won
Dec. 30	Wake Forest	66-61	Won
Jan. 13	Georgia	71-63	Won

2005-06 (2-2)

Dec. 28	Louisville	55-64	Lost
Jan. 19	Auburn	57-71	Lost
Jan. 26	Tennessee	66-63	Won
Feb. 26	Alabama	80-60	Won

2006-07 (2-2)

Dec. 17	Ark-Pine Bluff	83-46	Won
Jan. 25	Mississippi State	75-83 (2OT)	Lost
Feb. 15	Georgia	72-82 (OT)	Lost
Feb. 18	Arkansas	87-60	Won

2007-08 (1-4)

Nov. 30	WKU	74-78 (OT)	Lost
Dec. 20	Louisville	65-80	Lost
Jan. 27	LSU	46-72	Lost
Feb. 7	Ole Miss	69-54	Won
March 2	South Carolina	57-65	Lost

2011-12 (1-0)

Dec. 8	Duke	72-65	Won
--------	------	-------	-----

2012-13 (1-0)

Dec. 7	DePaul	96-64	Won
--------	--------	-------	-----

2013-14 (0-1)

Dec. 22	Duke	61-69	Lost
---------	------	-------	------

2014-15 (1-0)

Nov. 17	Baylor	74-64	Won
---------	--------	-------	-----

2015-16 (2-0)

Dec. 10	Louisville	72-54	Won
Dec. 20	Duke	71-61	Won
Mar. 25	Washington	72-85	Lost*

2016-17 (0-1)

Dec. 11	Arizona State	73-71ot	Lost
---------	---------------	---------	------

2017-18 (0-3)

Dec. 31	Tennessee	63-49	Loss
Jan. 21	South Carolina	81-64	Loss
Feb. 4	LSU	72-70	Loss

2018-19 (2-0)

Nov. 15	Virginia	63-51	Won
Feb. 3	Florida	62-51	Won

2019-20 (1-1)

Dec. 11	Winthrop	91-36	Won
Dec. 15	Louisville	67-66	Loss

2020-21 (2-0)

Jan. 28	Alabama	81-68	Won
Feb. 11	Tennessee	71-56	Won

2021-22 (0-2)

Dec. 9	DePaul	94-85	Loss
Jan. 23	Ole Miss	63-54	Loss

2022-23 (0-2)

Dec. 11	Louisville	86-72	Loss
Jan. 8	LSU	67-48	Loss

*Note: The Washington game in 2015-16 is not allowed to count towards UK's home record since it was an NCAA Regional.

WHEN WAS THE LAST TIME ...

SCORING

A player scored 40+ points: 43, Rhyne Howard, at Alabama, 1-9-20
A player scored 30+ points: 32, Rhyne Howard vs. LSU, 3-4-22
A player scored 25+ points: 27, Maddie Scherr vs. Tennessee, 2-26-23
A player scored 20+ points: 20, Robyn Benton vs. Tennessee, 3-3-23
Player came off the bench to score 20 or more points: 21, Robyn Benton at Texas A&M, 2-23-23
Two players score 20 or more points in a game: 24, Robyn Benton; 22, Jada Walker at Mississippi State, 1-22-23
Three players had 20 or more points in a game: vs. Morehead St., 11-18-15 (28, Alexis Jennings; 22, Janee Thompson; 21 Makayla Epps)
Two players score 30 points or more in a game: n/a
A player record five or more consecutive 20-plus point games: 8 by Rhyne Howard (20 at Arkansas, 2-9-20; 26 vs. MSU, 2-16-20; 21 at Ole Miss, 2-20-20; 24 vs. SC, 2-23-20; 25 vs. UGA, 2-27-20; 26 at VU, 3-1-20; 24 vs. Tennessee, 3-6-20; 26 vs. Miss. St., 3-7-20)
A player record four or more consecutive 20-plus point games: 4 by Rhyne Howard (24 vs. Ole Miss, 1-23-22; 29 at Auburn, 1-25-22; 25 at Vanderbilt, 1-27-22; 23 at LSU, 1-30-22)
A player record three or more consecutive 20-plus point games: 3 by Dre'una Edwards (24 at Alabama, 2-13-22; 23 vs. Miss. State, 2-15-22; 20 vs. Vanderbilt, 2-17-22)
A player record back-to-back 20-plus point games: Robyn Benton (29, at Florida, 1-15-23; 24, at Mississippi State, 1-22-23)
A player record four or more consecutive 25-plus point games: 5 by Rhyne Howard (26 vs. UofL, 12-15-19; 29 at Cal, 12-21-19; 28 at South Carolina, 1-2-20; 37 vs. Tennessee, 1-5-20; 43 at Alabama, 1-9-20)
A player record back-to-back 30-plus point games: Rhyne Howard 37 vs. Tennessee, 1-5-20; 43 at Alabama, 1-9-20
A player score 20+ points in the 1st half: 24, Rhyne Howard vs. Auburn, 2-27-22
A player score 20+ points in the 2nd half and OT: 20, Dre'una Edwards at Mizzou, 2-24-22
A player hit a last-second shot to win the game: Dre'una Edwards vs. S. Carolina, 3-6-22 (hit the game-winning 3 with 4.4 remaining in the contest to put Kentucky up 64-62)
A freshman score 25 points or more: 25, Rhyne Howard vs. Missouri, 3-8-19
All five starters in double figures: vs. ETSU, 11-7-23
No player scored in double figures: vs. LSU, 1-16-03

DOUBLE-DOUBLES

A player record a double-double: Ajae Petty (12pts/13rbs) vs. ETSU, 11-7-23
10-20 Game: Evelyn Akhator (14pts/23rebs) vs. Ohio State, 3-19-17
20-20 Game: Valerie Still (42 pts/20 rbs) vs. Charleston, 12-19-82
20-10 Game: Jada Walker (21pts/10asts) vs. Coastal Carolina, 11-13-22
30-10 Game: Dre'una Edwards (30pts/10rebs) at Mizzou, 2-24-22
More than one player with a double-double in the same game: Rhyne Howard (19pts/12rebs) and Dre'una Edwards (30pts/10rebs) at Mizzou, 2-24-22
Three players with a double-double in the same game: Alexis Jennings (28pts/13rebs), Evelyn Akhator (12pts, 16rebs), Makayla Epps (21pts, 11rebs,12asts) vs. Morehead State, 11-18-15
A player record back-to-back double-doubles: Ajae Petty (10pts/12rebs) vs. UNC-Greensboro, 12-4-22; (16pts/12rebs) at Minnesota, 12-7-22
More than one player record back-to-back double-doubles: Rhyne Howard (29pts/10rebs) and Dre'una Edwards (17pts/13rebs) at Arkansas, 2-20-22; Rhyne Howard (19pts/12rebs) and Dre'una Edwards (30pts/10rebs) at Mizzou, 2-24-22
Double-Double in Points and Rebs: Ajae Petty (12pts/13rbs) vs. ETSU,

11-7-23

Double-Double in Points and Assists: Jada Walker (21pts/10asts) vs. Coastal Carolina, 11-13-22
Double-Double in Points and Blocks: n/a
Double-Double in Points and Steals: Chasity Patterson (17pts/10stls) vs. Wofford, 12-19-30
A player record four or more consecutive double-doubles: 5 by Dre'una Edwards (11pts/12rebs) vs. SC Upstate, 12-19-21; (14pts/14rebs) vs. UofL, 12-12-21, (17pts/11rebs) vs. Merrimack, 12-5-21, (19pts/10rebs) vs. WVU, 12-1-21, (122pts/11rebs) vs. La Salle, 11-27-21
A player record five or more consecutive double-doubles: 5 by Dre'una Edwards (11pts/12rebs) vs. SC Upstate, 12-19-21; (14pts/14rebs) vs. UofL, 12-12-21, (17pts/11rebs) vs. Merrimack, 12-5-21, (19pts/10rebs) vs. WVU, 12-1-21, (122pts/11rebs) vs. La Salle, 11-27-21
A player record a triple-double in a game: (3rd in school history) Rhyne Howard, vs. Winthrop, (22pts, 10ast, 10 rebs) 11-21-21

FIELD GOALS

Made 12 FG in a game: 14, Dre'una Edwards at Mizzou, 2-24-22
Made 13 FG in a game: 14, Dre'una Edwards at Mizzou, 2-24-22
Made 14 FG in a game: 14, Dre'una Edwards at Mizzou, 2-24-22
Made 15 FG in a game: 18, Makayla Epps vs. Mississippi State, 1-12-15
Made 16 FG in a game: 18, Makayla Epps vs. Mississippi State, 1-12-15
Made 17 FG in a game: 18, Makayla Epps vs. Mississippi State, 1-12-15
Made 18 FG in a game: 18, Makayla Epps vs. Mississippi State, 1-12-15
A player record a perfect game (at least five FGs made): Makayla Epps vs. Middle Tennessee, 12-12-14 (6-of-6 FGs)
5 or more players score in double figures: 5 vs. ETSU (11-7-23) - Jenkins (16), Tyler (14), Scherr (14), Petty (12), Miles (10)
6 or more players score in double figures: 6 vs. WCU (12-18-18) - Wyatt (16), Morris (13), Howard (18), Murray (11), Paschal (11), Roper (12)
7 or more players score in double figures: 8 vs. Lipscomb (11-21-13) - Stallworth (14), Walker (10), Thompson (16), Goss (18), Evans (12), O'Neill (11), Pinkett (15), Harper (12)

FIELD GOALS ATTEMPTED

Attempted 29 FG in a game: 30, Makayla Epps vs. Miss. State, 1-12-15
Attempted 28 FG in a game: 30, Makayla Epps vs. Miss. State, 1-12-15
Attempted 27 FG in a game: 27, Rhyne Howard vs. Tennessee, 1-5-20
Attempted 26 FG in a game: 26, Rhyne Howard at Ole Miss, 2-4-21
Attempted 25 FG in a game: 25, Rhyne Howard vs. Ole Miss, 2-28-21
Attempted 24 FG in a game: 24, Rhyne Howard vs. Georgia, 3-5-21
Attempted 23 FG in a game: 23, Rhyne Howard vs. Ole Miss, 1-23-22
Attempted 22 FG in a game: 22, Robyn Benton vs. Ohio, 12-21-22
Attempted 21 FG in a game: 21, Maddie Scherr vs. Tennessee, 2-26-23
Attempted 20 FG in a game: 21, Maddie Scherr vs. Tennessee, 2-26-23

THREE-POINTERS

A player with 5 in a game: 5, Maddie Scherr vs. South Carolina, 1-12-23
A player with 6 in a game: 6, Rhyne Howard vs. LSU, 3-4-22
A player with 7 in a game: *8, Rhyne Howard vs. Auburn, 2-27-22
A player with 8 in a game: *8, Rhyne Howard vs. Auburn, 2-27-22
Attempted 10 or more in a game: 13, Rhyne Howard vs. Auburn, 2-27-22
Made 7+ in back-to-back games: *7, Rhyne Howard vs. Tennessee, 1-5-20; 7, Rhyne Howard at Alabama, 1-9-20

FREE THROWS

Made 10 FT in a game: 13, Robyn Benton at South Carolina, 2-2-23
Made 11 FT in a game: 13, Robyn Benton at South Carolina, 2-2-23
Made 12+ FT in a game: 13, Robyn Benton at South Carolina, 2-2-23
Made 13+ FT in a game: 13, Robyn Benton at South Carolina, 2-2-23

WHEN WAS THE LAST TIME ...

Attempted 10 FT in a game: 14, Robyn Benton at South Carolina, 2-2-23
Attempted 11 FT in a game: 14, Robyn Benton at South Carolina, 2-2-23
Attempted 12 FT in a game: 14, Robyn Benton at South Carolina, 2-2-23
Attempted 15+ FTs in a game: 15, Makayla Epps vs. Miami, 11-11-16
Hit 100% (10+ attempts): 10-of-10, Robyn Benton at Florida, 1-15-23

REBOUNDS

A player with 10+ rebounds: 13, Ajae Petty vs. ETSU, 11-7-23
A player with 11+ rebounds: 13, Ajae Petty vs. ETSU, 11-7-23
A player with 12+ rebounds: 13, Ajae Petty vs. ETSU, 11-7-23
A player with 13+ rebounds: 13, Ajae Petty vs. ETSU, 11-7-23
A player with 14+ rebounds: 17, Adebola Adeyeye vs. Florida, 3-1-23
A player with 15+ rebounds: 17, Adebola Adeyeye vs. Florida, 3-1-23
A player with 16+ rebounds: 17, Adebola Adeyeye vs. Florida, 3-1-23
A player with 17+ rebounds: 17, Adebola Adeyeye vs. Florida, 3-1-23
A player with 18+ rebounds: 23, Evelyn Akhator vs. Ohio St., 3-19-17
A player with 19+ rebounds: 23, Evelyn Akhator vs. Ohio St., 3-19-17
A player with 20+ rebounds: 23, Evelyn Akhator vs. Ohio St., 3-19-17
A player with 21+ rebounds: 23, Evelyn Akhator vs. Ohio St., 3-19-17
A player with 25+ rebounds: *27, Valerie Still vs. National College, 2-9-82
A player with back-to-back games with 15+ rebounds: Evelyn Akhator
 15 rebs at Alabama (1-12-17); 16 rebs vs. Georgia (1-15-17)
10+ Rebs in 3 consecutive games: 3, Rhyne Howard (Jan. 27-Feb. 6, 2022)
10+ Rebs in four consecutive games: 5, Dre'una Edwards (Nov. 27-Dec. 19, 2022)
10+ Rebs in five consecutive games: 5, Dre'una Edwards (Nov. 27-Dec. 19, 2022)
10+ Rebs in six consecutive games: 7, Eleia Roddy (2008)
Two players grab 10+ rebounds in a game: 12, Rhyne Howard and 10, Dre'una Edwards at Mizzou, 2-24-22
Three players grab 10+ rebounds in a game: 16, Akhator; 13, Jennings; 11, Epps vs. Morehead State, 11-18-15

ASSISTS

A player with 8+ assists in a game: 8, Maddie Scherr, 1-29-23
A player with 9+ assists in a game: 11, Maddie Scherr, 11-23-22
A player with 10+ assists in a game: 11, Maddie Scherr, 11-23-22
A player with 11+ assists in a game: 11, Maddie Scherr, 11-23-22
A player with 12+ assists in a game: 12, Makayla Epps vs. Morehead State, 11-18-15

BLOCKS

A player with 5 or more blocks in a game: 6, Maddie Scherr vs. Alabama, 3-2-23
A player with 6 or more blocks in a game: 6, Maddie Scherr vs. Alabama, 3-2-23
A player with 7 or more blocks in a game: *7, DeNesha Stallworth vs. Texas A&M, 2-18-13

STEALS

A player with 5 steals in a game: 6, Jada Walker vs. Alabama, 3-2-23
A player with 6 steals in a game: 6, Jada Walker vs. Alabama, 3-2-23
A player with 7 steals in a game: 7, Rhyne Howard vs. Tennessee, 2-11-21
A player with 8 steals in a game: 10, Chasity Patterson vs. Wofford, 12-19-20
A player with 9 steals in a game: 10, Chasity Patterson vs. Wofford, 12-19-20
A player with 10 steals in a game: 10, Chasity Patterson vs. Wofford, 12-19-20
A player with 11 or more steals in a game: *11, Leslie Nichols vs. Louisville, 2-14-86

MINUTES

Played every minute of a game: 40, Blair Green vs. Alabama, 3-2-23; 40, Maddie Scherr vs. Alabama, 3-2-23
Played over 40 minutes: 44, Rhyne Howard vs. TAMU, 2-6-22

Played over 45 minutes: 45, Makayla Epps & Makenzie Cann at Louisville, 12-4-16
Played over 50 minutes: 51, Kastine Evans vs. Baylor - 4OT, 12-6-13

FOULS

Four or more UK players foul out in a game: Jennifer Humphrey, Sarah Elliott, Chanté Bowman, Brittany Edelen vs. Louisville, 12-3-06

THE LAST TIME KENTUCKY...

Won a game by 20 or more pts: +23 (77-54) vs. Missouri, 1-29-23
Won an SEC game by 20 or more pts: +23 (77-54) vs. Missouri, 1-29-23
Won a game by 30 or more pts: +34 (90-56) vs. Merrimack, 12-5-21
Won an SEC game by 30 or more pts: +42 (94-52) at Ole Miss, 2-20-20
Won a game by 40 or more pts: +45 (92-47) vs. Winthrop, 11-21-21
Won an SEC game by 40 or more points: +42 (94-52) at Ole Miss, 2-20-20
Won a game by 50 or more pts: +61 (98-37) vs. Wofford, 12/19/20
Won an SEC game by 50 or more pts: *+53 (100-47) vs. Miss. St., 1-17-13
Won a game by 60 or more pts: +61 (98-37) vs. Wofford, 12/19/20
Won a game by 70 or more pts: +75 (100-25) vs. Jacksonville St., 11-15-11
Scored 100 pts or more in a game: 100 vs. Evansville, 12-5-17
Scored 100 pts or more in an SEC game: 108 vs. Ole Miss, 2-13-14
Scored 90 points or more in a game: 95 vs. Ohio, 12-21-22
Scored 90 points or more in three straight games: 96 vs. Wagner, 11-10-13; 103 vs. Georgia Southern, 11-13-13; 96 vs. Central Michigan, 11-17-13
Scored 90 points or more in four straight games: 4 - 96 vs. Wagner, 11-10-13; 103 vs. Georgia Southern, 11-13-13; 96 vs. Central Michigan, 11-17-13, 116 vs. Lipscomb 11-12-13
Scored 80 points or more in a game: 81 at Florida, 1-15-23
Scored 50 points or more in the first half: 50 vs. Winthrop, 11-21-21
Scored 50 points or more in the second half: 50 vs. Florida, 3-1-23
Scored 60 points or more in first half: 60 vs. Grambling, 12-29-13
Scored 60 points or more in second half: 62 vs. Ohio, 12-21-22
Lost a game by 20 or more points: -20 (83-63) vs. Tennessee, 2-26-23
Lost a game by 30 or more points: -30 (93-63) vs. South Carolina, 3-5-16
Lost a game by 40 or more points: -44 (39-83) vs. Tennessee, 1-27-2001
Lost an SEC game by 40 or more pts: -44 (39-83) vs. Tennessee, 1-27-01
Lost a game by 50 or more points: -72 (38-110) vs. Tennessee, 1-21-01
Lost a game by 60 or more points: -72 (38-110) vs. Tennessee, 1-21-01
Lost a game by 70 or more points: -72 (38-110) vs. Tennessee, 1-21-01
Allowed 100 points: 103 by Arkansas, 2-3-20
Allowed 90 or more points: 95 by South Carolina, 1-12-23
Scored fewer than 50 points: 40 vs. Georgia, 02-16-23
Scored fewer than 40 points: 36 vs. LSU, 12-18-2005
Scored fewer than 25 points in a half: 22 (1st) vs. Florida, 3-1-23
Scored fewer than 20 points in a half: 16 (1st) vs. Georgia, 02-16-23
Held opponent to 50 points or fewer: 50 vs. Georgia, 02-16-23
Held opponent to 40 points or fewer: 44 vs. SC Upstate, 12-19-21
Held opponent to 30 points or fewer: 24 by Jackson St., 11-29-15
Held opponent to 20 pts or fewer in the 1st half: 17 vs. Dayton, 11-23-22
Held opponent to 20 pts or fewer in the 2nd half: 16 vs. Presby., 11-9-21
Held SEC opp. to 20 pts or fewer in the 1st half: 18 vs. Missouri, 1-31-21
Held an opponent to 10 points or fewer in the first half: *9 by Charleston Southern, 12-10-04
Held an opponent to 10 points or fewer in the second half: *7 by Jackson St., 11-29-15
Won a game after trailing at the half: ETSU, 11-7-23 (30-28)
Won a game after trailing 10+ at the half: Indiana, 12-6-20 (36-23)
Won an SEC game after trailing at the half: vs. Alabama, 3-2-23 (32-26)
Won after trailing at the half at home: ETSU, 11-7-23 (30-28)
Won after trailing at the half on the road: at Florida, 1-15-23 (36-30)
Scored 100 or more points and lost: n/a
Scored 80 points or more and lost: vs. DePaul, 12-9-21 (94-85)

WHEN WAS THE LAST TIME ...

Scored 50 points or fewer and won: 50 at Virginia, 11-16-19
Game decided by one point: at Mississippi State, 1/22/23 (77-76)
Game decided by two points: vs. S. Carolina, 3-6-22 (64-62)
Game decided by three points: vs. Auburn, 1-22-223 (L, 71-68)
Shot 50 percent or better vs. nonconference opponent: 58.2% (32-of-55) vs. UNC-Greensboro, 12-4-22
Shot 50 percent or better vs. SEC opponent: 50.0% (27-of-54) vs. Alabama, 3-2-23
Shot 50 percent or better in consecutive games: 50.9% (29-57), vs. WVU, 12-1-21; 53.7% (36-67), vs. Merrimack, 12-5-21
Shot 55 percent or better: 58.2% (32-of-55) vs. UNC-Greensboro, 12-4-22
Shot 60 percent or better: 64.7 vs. Alabama, 1-25-18
Shot 70 percent or higher in a half: 71.4 (1st half) vs. Middle Tenn., 12-15-18
Shot 60 percent or higher from 3: 60.0 vs. Middle Tenn., 12-15-18
Shot 30 percent or lower: 28.0 vs. Georgia, 02-16-23
Shot 20 percent or lower: 20.0 vs. Georgia, (12-of-60), 3-02-07
Shot 15 percent or lower in a half: 13.6 (1st half) vs. USC (3-of-22), 3-2-08
Held an opponent to lower than 30 percent: 26.4% (14-of-53) by Dayton, 11-23-22
Held an opponent to lower than 20 percent: 15.6% (7-of-45) by Jackson State, 11-29-15
Held an opponent to lower than 15 percent in a half: 8.5% (1st half) vs. Wofford, 12-19-20
Opponent shot 50 percent or better: 63.6% by South Carolina, 1/12/23
Opponent shot 60 percent or better: 63.6% by South Carolina, 1/12/23
Opponent shot 50 percent or better in consecutive games: Two straight - Florida, 58.0% (29-of-50), 1-31-16; South Carolina, 52.0% (26-of-50), 2-4-16
Did not hit a 3-pointer: vs. DePaul, 12-9-21 (0-of-14)
Held opponent without a 3-pointer: South Carolina, 12-23-20 (0-of-5)
Held consecutive opponents without a 3-pointer: Delaware State, 11-10-12 (0-of-0) and Baylor, 11-13-12 (0-3)
Opponent hit 10 or more 3-pointers: 13 by Alabama, 2-9-23
Hit 10 or more 3-pointers: 10 at Missouri, 12-29-22
Hit 11 or more 3-pointers: 12 vs. Tennessee, 3-5-21
Hit 12 or more 3-pointers: 12 vs. Tennessee, 3-5-21
Hit 13 or more 3-pointers: 14 at Miss. State, 1-3-21
Hit 16 or more 3-pointers: *16 at Alabama, 1-9-20
Hit 10+ 3s in three straight games: *Four straight - Charlotte 10 (12/04), Samford 11 (12/08), Winthrop 13 (12/11), UofL (12/15)
Pulled down 60 or more rebounds: *67 vs. Morehead State, 11-18-15
Pulled down 65 or more rebounds: *67 vs. Morehead State, 11-18-15
Had 20 or more Reb. than Opp: 23 vs. UNA, 11-11-21 (50-27)
Had 30 or more assists in a game: 30 vs. Merrimack, 12-5-21
Had 20 or more assists in a game: 25 vs. Ohio, 12-21-22
Had 20 or more assists in three straight games: 3 - 23 vs. Auburn, 2-27-2022; 20 vs. Miss. State, 3-3-22; 20 vs. LSU, 3-4-22
Had 20 or more assists in four straight games: 32 vs. Morehead St., 11-18-15; 24 vs. Colorado 11-22-15; 26 vs. Eastern Michigan 11-25-15; 22 vs. Jackson State 11-29-15
Had 20 or more assists in five straight games: 26 vs. Louisville (2/23/82); 25 vs. Alabama (2/26/82); 29 vs. LSU (2/27/82), 27 vs. Tennessee (2/28/82) and 24 vs. Illinois (3/14/82)
Had 19 or more blocks in a game: *19 vs. North Carolina A&T, 12-6-05
Had 10 or more blocks in a game: 10 vs. WVU, 12-1-21
Opponent had 10 or more blocks in a game: 14 at S. Carolina, 2-2-23
Had 15 or more steals in a game: 17 at Florida, 1-15-23
Had 20 or more steals in a game: 23 vs. Alabama State, 11-7-18
Had 25 or more steals in a game: *28 vs. West Virginia, 12-12-93
Opponent had 15 or more steals in a game: 17 by LSU, 1-17-19

Forced 30 or more turnovers in a game: 32 vs. Coastal Carolina, 11-11-22
Forced 30 or more turnovers in an SEC game: 31 vs. Tennessee, 3-3-13
Forced 40 or more turnovers in a game: 43 vs. Alabama State, 11-7-18
Committed 30 or more turnovers in a game: 30 at Florida, 1-31-16
Committed 30 or more turnovers and won: 34 vs. Green Bay, 3-19-12
Committed five turnovers or fewer: 5 vs. NC State, 3-25-19
Committed 10 turnovers or fewer in a noncon game: 7 vs. ETSU, 11/7/23
Committed 10 turnovers or fewer in an SEC game: 7 vs. Tennessee, 3-5-21
Opponent committed fewer than 10 turnovers: 8 by LSU, 1-30-22
Attempted 40 FT: 42 vs. Tennessee St., 3-20-15
Attempted fewer than five FT: 4 vs. Murray State, 12-16-22
Made 30 FT: 31 vs. Tennessee St., 3-20-15
Made 40 FT: 49* vs. Baylor, 12-6-13
Hit 100 percent from the free-throw line (min. 10 made): *12-of-12 vs. Missouri, 1-13-13
Won an overtime game: at Miss. State, 1-3-21, (92-86) (A) 1OT
Lost an overtime game: vs. Missouri, 3-8-19 (70-68) (N) 1OT
Played a double-overtime game: vs. Miss. State, 2-12-15 (92-90) (H)
Played a triple-overtime game: vs. Baylor, 12-6-13 (133-130) (N) 4OT
Played a quadruple-overtime game: vs. Baylor, 12-6-13 (133-130) (N) 4OT
Started three freshmen in a game: (Evans, Conwright, Drake) vs. UTC, 12-11-10
Started four freshmen in a game: (Mendeng, Helm, Hawthorne, Stoglin) vs. Tennessee, 1-27-2001
Defeated a Top-5 opponent: 3-6-22 - NR UK 64 - #1/1 vs. S. Carolina 62 (N) - SEC Tournament Championship
Defeated a Top-10 opponent: 3-6-22 - NR UK 64 - #1/1 vs. S. Carolina 62 (N) - SEC Tournament Championship
Defeated a Top-25 opponent: 3-6-22 - NR UK 64 - #1/1 vs. S. Carolina 62 (N) - SEC Tournament Championship
Defeated a Top-25 non-conference opponent at home: 1-6-22 - #21/20 UK 84 - vs. #15/14 Georgia 76 (H)
Defeated a Top-25 non-conference opponent on the road: 11-15-15 - #17/18 UK 68 - #15/15 Arizona State 64 (A)
Defeated a Top-25 opponent at a neutral site: 3-6-22 - NR UK 64 - #1/1 vs. S. Carolina 62 (N) - SEC Tournament Championship
Defeated a Top-10 SEC opponent at home: 2-11-21 - #20/18 UK 71 - vs. #16/19 Tennessee 64 (H)
Defeated a Top-25 SEC opponent at home: 1-6-22- #21/20 UK 84 - vs. #15/14 Georgia 76 (H)
Defeated a Top-25 opponent on the road: 2-25-21- #19/17 UK 62 - vs. #17/18 Georgia 58 (A)
Defeated a Top-25 SEC opponent on the road: 1-3-21- #13/11 UK 92 - vs. #12/13 Mississippi State 86 (A)
Defeated a Top-10 opponent on the road: 12-7-14 - UK 77 - #7/7 Louisville 68 (A)
Defeated a Top-10 SEC opponent on the road: 2-16-14 - UK 75 - #8/8 Tennessee 71 (A)
Was defeated by an unranked opp. (while ranked) at home: vs. Ole Miss (63-54), 1-23-22 (#23/22)
Was defeated by an unranked opp. (while ranked) on the road: at Ole Miss (60-72), 2-4-21 (#15/14)
Was defeated by an unranked opp. (while ranked) at a neutral site: vs. Iowa (86-72), 3-23-21 (#18/19)

* Denotes a school record

MISCELLANEOUS AND SPECIALTY STATS

LEADING SCORER	LARGEST UK WIN (SEC)
Amiya Jenkins 1	--
LEADING REBOUNDER	LARGEST UK DEFICIT
Ajae Petty 1	ETSU -9
LEADER IN ASSISTS	LARGEST UK DEFICIT (SEC)
Brooklynn Miles 1	--
CHARGES DRAWN	LARGEST UK LOSS
Kentucky --	--
Opponent --	LARGEST UK LOSS (SEC)
10-SEC. BACKCOURT VIOLATION FORCED	--
Kentucky --	MOST CONSECUTIVE POINTS
Opponent --	ETSU 7
5-SEC. OUT-OF-BOUNDS CALLS FORCED	MOST CONSECUTIVE POINTS (SEC)
Kentucky --	--
Opponent --	MOST CONSECUTIVE OPP. POINTS
SHOT CLOCK VIOLATIONS FORCED	ETSU 14
Kentucky --	MOST CONSECUTIVE OPP. PTS (SEC)
Opponent 2	--
20-POINT SCORING GAMES	LARGEST LEAD IN 1ST HALF
--	ETSU +7
30-POINT SCORING GAMES	LARGEST DEFICIT IN 1ST HALF
--	ETSU -7
40-POINT SCORING GAMES	LARGEST LEAD IN 2ND HALF
--	ETSU +9
DOUBLE-FIGURE SCORING GAMES	LARGEST DEFICIT IN 2ND HALF
Amiya Jenkins 1	ETSU -9
Brooklynn Miles 1	LARGEST LEAD IN LOSS
Ajae Petty 1	--
Saniah Tyler 1	LARGEST 1ST HALF DEFICIT IN WIN
Maddie Scherr 1	ETSU -7
DOUBLE-FIGURE REBOUND GAMES	LARGEST 2ND HALF DEFICIT IN WIN
Ajae Petty 1	ETSU -9
20-PLUS REBOUNDING GAMES	LARGEST 1ST HALF DEFICIT IN SEC WIN
--	--
SEASON DOUBLE-DOUBLES	LARGEST 2ND HALF DEFICIT IN SEC WIN
Ajae Petty 1	--
TECHNICAL FOULS	LONGEST WINNING STREAK
Kentucky --	--
Opponent --	LONGEST SEC WINNING STREAK
UK'S FIRST SUBSTITUTION	--
-- 11	LONGEST LOSING STREAK
FIRST TO SCORE	--
--	LARGEST ROAD CROWD
JUMP BALLS CONTROLLED	--
Kentucky --	--
Opponent 1	LARGEST HALFTIME LEAD
RUNS OF 10 OR BETTER	--
Kentucky --	LARGEST HALFTIME LEAD (SEC)
Opponent 1	--
LARGEST HALFTIME LEAD	LARGEST HALFTIME DEFICIT
--	ETSU -2
LARGEST HALFTIME LEAD (SEC)	LARGEST HALFTIME DEFICIT (SEC)
--	--
LARGEST UK LEAD	LARGEST UK WIN
ETSU +9	ETSU +8

SPECIALTY STATS

PP - Points in the paint; POT - Points off turnovers; 2nd - Second-chance points; FB - Fast break points; BP - Bench points

Opponent	KENTUCKY/OPPONENT				
	PP	POT	2nd	FB	BP
ETSU	36/32	16/11	15/14	11/2	8/8
TOTAL	36/32	16/11	15/14	11/2	8/8

CLUTCH FREE THROWS - INDIVIDUAL/SEASON TOTALS

(final three minutes of regulation and overtime in a six-point game)

Player	FT-FTA	Pct.
Amiya Jenkins	3-4	.750
Brooklynn Miles	2-4	.500
Eniya Russell	1-2	.500
Ajae Petty	0-2	.000
TOTAL	6-12	.500

2022-23 COMBINED STATS



**2022-23 Kentucky Women's Basketball
Combined Team Statistics
All games**

Game Records

Record	Overall	Home	Away	Neutral
ALL GAMES	12-19	7-10	2-7	3-2
CONFERENCE	2-14	1-7	1-7	0-0
NON-CONFERENCE	10-5	6-3	1-0	3-2

Score by Periods

Team	1st	2nd	3rd	4th	OT	TOT
Kentucky	488	441	565	607	0	2101
Opponents	494	475	572	593	0	2134

Team Box Score

No.	Player	Total			3-Point		F-Throw		Rebounds				PF	DQ	A	TO	BLK	STL	PTS	AVG		
		GP-GS	MIN	AVG	FG-FGA	FG%	3FG-3FGA	3FG%	FT-FTA	FT%	OFF	DEF									TOT	AVG
1	BENTON, Robyn	29-28	859:12	29.6	162-420	.386	44-146	.301	105-127	.827	25	50	75	2.6	68	1	62	72	20	53	473	16.3
11	WALKER, Jada	31-31	958:27	30.9	149-358	.416	26-78	.333	76-93	.817	21	75	96	3.1	80	4	95	84	5	81	400	12.9
22	SCHERR, Maddie	29-29	920:16	31.7	110-286	.385	37-110	.336	80-87	.920	42	105	147	5.1	77	4	125	77	32	62	337	11.6
5	GREEN, Blair	31-31	873:42	28.2	101-274	.369	30-110	.273	10-18	.556	26	52	78	2.5	56	0	34	45	7	10	242	7.8
13	PETTY, Ajae	29-0	438:34	15.1	71-130	.546	0-0	.000	24-54	.444	50	87	137	4.7	56	1	18	54	21	20	166	5.7
25	ADEYEYE, Adebola	31-12	544:40	17.6	60-111	.541	0-0	.000	24-33	.727	57	97	154	5.0	101	7	13	29	16	20	144	4.6
4	RUSSELL, Eniya	23-0	256:24	11.1	30-87	.345	6-22	.273	20-35	.571	12	23	35	1.5	28	1	23	34	6	9	86	3.7
20	JENKINS, Amiya	26-0	231:15	8.9	30-81	.370	3-18	.167	21-31	.677	12	22	34	1.3	24	0	9	31	1	8	84	3.2
3	CAMBRIDGE, Kennedy	19-1	273:19	14.4	21-43	.488	3-12	.250	7-20	.350	16	28	44	2.3	31	1	23	26	3	21	52	2.7
21	LEVERETTER, Nyah	26-21	517:20	19.9	20-57	.351	0-0	.000	26-37	.703	51	51	102	3.9	59	1	6	35	15	10	66	2.5
34	KING, Emma	24-2	203:49	8.5	12-43	.279	3-21	.143	3-4	.750	0	12	12	0.5	14	0	14	16	5	5	30	1.3
24	THOMAS, Zennia	10-0	44:19	4.4	4-8	.500	0-0	.000	1-6	.167	2	5	7	0.7	5	0	1	1	1	0	9	0.9
2	TYLER, Saniah	9-0	25:12	2.8	2-11	.182	2-7	.286	0-1	.000	0	2	2	0.2	7	0	0	1	0	2	6	0.7
23	ROWE, Cassidy	13-0	53:31	4.1	1-6	.167	0-3	.000	4-4	1.000	0	2	2	0.2	4	0	4	4	0	1	6	0.5
Team											66	60	126							21		
Total		31	6200		773-1915	.404	154-527	.292	401-550	.729	380	671	1051	33.9	610	20	427	530	132	302	2101	67.8
Opponents		31	6200		777-1811	.429	150-458	.328	430-592	.726	395	777	1172	37.8	556	9	471	631	151	208	2134	68.8

Team Statistics

	UK	OPP
Scoring	2101	2134
Points per game	67.8	68.8
Scoring margin	-1.1	-
Field goals-att	773-1915	777-1811
Field goal pct	.404	.429
3 point fg-att	154-527	150-458
3-point FG pct	.292	.328
3-pt FG made per game	5.0	4.8
Free throws-att	401-550	430-592
Free throw pct	.729	.726
F-Throws made per game	12.9	13.9
Rebounds	1051	1172
Rebounds per game	33.9	37.8
Rebounding margin	-3.9	-
Assists	427	471
Assists per game	13.8	15.2
Turnovers	530	631
Turnovers per game	17.1	20.4
Turnover margin	+3.3	-
Assist/turnover ratio	0.8	0.7
Steals	302	208
Steals per game	9.7	6.7
Blocks	132	151
Blocks per game	4.3	4.9
Winning streak	0	-
Home win streak	0	-
Attendance	62813	34836
Home games-Avg/Game	17-3695	9-3871
Neutral site-Avg/Game	-	5-4503

Team Results

Date	Opponent	Score	Att.
11/07/2022	Radford	W 82-78	2911
11/11/2022	Morehead St.	W 73-48	3015
11/13/2022	Coastal Carolina	W 79-53	3012
11/17/2022	Bellarmine	W 63-45	2935
11/21/2022	vs Virginia Tech	L 74-82	200
11/23/2022	vs Dayton	W 70-44	200
12/04/2022	UNC Greensboro	W 82-56	2958
12/07/2022	at Minnesota	W 80-74	2495
12/11/2022	Louisville	L 72-86	7927
12/16/2022	Murray St.	L 44-51	3178
12/18/2022	FGCU	L 63-69	3267
12/21/2022	Ohio	W 95-86	3126
12/29/2022	at Missouri	L 71-74	3258
01/01/2023	Arkansas	L 50-71	3284
01/05/2023	at Georgia	L 60-64	1931
01/08/2023	LSU	L 48-67	3410
01/12/2023	South Carolina	L 66-95	4016
01/15/2023	at Florida	W 81-75	1625
01/22/2023	at Mississippi St.	L 76-77	5130
01/26/2023	Auburn	L 68-71	3123
01/29/2023	Missouri	W 77-54	3914
02/02/2023	at South Carolina	L 69-87	12743
02/09/2023	Alabama	L 65-72	3277
02/13/2023	at Ole Miss	L 52-74	2391
02/16/2023	Georgia	L 40-50	3308
02/19/2023	at Vanderbilt	L 57-79	2468
02/23/2023	at Texas A&M	L 67-74	2795
02/26/2023	Tennessee	L 63-83	6152
03/01/2023	vs Florida	W 72-57	8125
03/02/2023	vs Alabama	W 71-58	7691
03/03/2023	vs Tennessee	L 71-80	6299



2022-23 Kentucky Women's Basketball Combined Team Statistics In Conference games

Game Records

Record	Overall	Home	Away	Neutral
ALL GAMES	2-14	1-7	1-7	0-0
CONFERENCE	2-14	1-7	1-7	0-0
NON-CONFERENCE	0-0	0-0	0-0	0-0

Score by Periods

Team	1st	2nd	3rd	4th	OT	TOT
Kentucky	245	208	248	309	0	1010
Opponents	247	283	320	317	0	1167

Team Box Score

No.	Player				Total		3-Point		F-Throw		Rebounds											
		GP-GS	MIN	AVG	FG-FGA	FG%	3FG-3FGA	3FG%	FT-FTA	FT%	OFF	DEF	TOT	AVG	PF	DQ	A	TO	BLK	STL	PTS	AVG
1	BENTON, Robyn	14-13	435:29	31.1	74-203	.365	23-72	.319	69-82	.841	11	21	32	2.3	38	1	27	44	11	26	240	17.1
22	SCHERR, Maddie	14-14	475:46	34.0	66-163	.405	25-60	.417	51-55	.927	15	57	72	5.1	37	1	44	46	10	32	208	14.9
11	WALKER, Jada	16-16	505:35	31.6	73-201	.363	14-44	.318	33-40	.825	9	37	46	2.9	35	2	36	40	1	34	193	12.1
5	GREEN, Blair	16-16	467:23	29.2	43-129	.333	18-61	.295	4-5	.800	10	22	32	2.0	29	0	19	21	5	7	108	6.8
25	ADEYEYE, Adebola	16-4	289:27	18.1	33-59	.559	0-0	.000	12-20	.600	33	47	80	5.0	60	5	7	18	13	11	78	4.9
13	PETTY, Ajae	14-0	181:05	12.9	17-42	.405	0-0	.000	7-16	.438	19	32	51	3.6	17	0	7	23	10	10	41	2.9
21	LEVERETTER, Nyah	14-14	301:35	21.5	11-30	.367	0-0	.000	17-25	.680	29	30	59	4.2	38	1	3	20	6	6	39	2.8
3	CAMBRIDGE, Kennedy	13-1	201:04	15.5	11-28	.393	2-10	.200	4-16	.250	11	20	31	2.4	23	1	14	23	2	17	28	2.2
20	JENKINS, Amiya	14-0	86:38	6.2	9-30	.300	1-3	.333	8-12	.667	5	10	15	1.1	10	0	1	11	0	1	27	1.9
4	RUSSELL, Eniya	12-0	109:31	9.1	9-34	.265	1-5	.200	4-7	.571	4	12	16	1.3	11	0	8	19	1	3	23	1.9
34	KING, Emma	12-2	94:54	7.9	7-16	.438	2-6	.333	1-2	.500	0	7	7	0.6	10	0	3	7	3	1	17	1.4
24	THOMAS, Zennia	5-0	25:24	5.1	3-5	.600	0-0	.000	0-2	.000	0	2	2	0.4	3	0	1	0	1	0	6	1.2
23	ROWE, Cassidy	7-0	21:60	3.1	1-3	.333	0-2	.000	0-0	.000	0	0	0	0.0	1	0	2	1	0	0	2	0.3
2	TYLER, Saniah	3-0	04:10	1.4	0-1	.000	0-1	.000	0-0	.000	0	0	0	0.0	0	0	0	0	0	0	0	0.0
Team											37	29	66					13				
Total		16	3200		357-944	.378	86-264	.326	210-282	.745	183	326	509	31.8	312	11	172	286	63	148	1010	63.1
Opponents		16	3200		431-944	.457	80-229	.349	225-311	.723	208	414	622	38.9	276	2	262	300	86	123	1167	72.9

Team Statistics

	UK	OPP
Scoring	1010	1167
Points per game	63.1	72.9
Scoring margin	-9.8	-
Field goals-att	357-944	431-944
Field goal pct	.378	.457
3 point fg-att	86-264	80-229
3-point FG pct	.326	.349
3-pt FG made per game	5.4	5.0
Free throws-att	210-282	225-311
Free throw pct	.745	.723
F-Throws made per game	13.1	14.1
Rebounds	509	622
Rebounds per game	31.8	38.9
Rebounding margin	-7.1	-
Assists	172	262
Assists per game	10.8	16.4
Turnovers	286	300
Turnovers per game	17.9	18.8
Turnover margin	+0.9	-
Assist/turnover ratio	0.6	0.9
Steals	148	123
Steals per game	9.3	7.7
Blocks	63	86
Blocks per game	3.9	5.4
Winning streak	0	-
Home win streak	0	-
Attendance	30484	32341
Home games-Avg/Game	8-3811	8-4043
Neutral site-Avg/Game	-	0-0

Team Results

Date	Opponent		Score	Att.
12/29/2022	at Missouri	L	71-74	3258
01/01/2023	Arkansas	L	50-71	3284
01/05/2023	at Georgia	L	60-64	1931
01/08/2023	LSU	L	48-67	3410
01/12/2023	South Carolina	L	66-95	4016
01/15/2023	at Florida	W	81-75	1625
01/22/2023	at Mississippi St.	L	76-77	5130
01/26/2023	Auburn	L	68-71	3123
01/29/2023	Missouri	W	77-54	3914
02/02/2023	at South Carolina	L	69-87	12743
02/09/2023	Alabama	L	65-72	3277
02/13/2023	at Ole Miss	L	52-74	2391
02/16/2023	Georgia	L	40-50	3308
02/19/2023	at Vanderbilt	L	57-79	2468
02/23/2023	at Texas A&M	L	67-74	2795
02/26/2023	Tennessee	L	63-83	6152

Head Coach KYRA ELZY



@UKCoachLZ



YEAR-BY-YEAR AS HEAD COACH

Year	School	Position	Record	SEC	Postseason
2023-24	Kentucky	Head Coach	1-0	0-0	--
2022-23	Kentucky	Head Coach	12-19	2-14	SEC Tournament Quarterfinals
2021-22	Kentucky	Head Coach	19-12	8-8	SEC Tournament Champions/NCAA 1st Rd.
2020-21	Kentucky	Head Coach	18-9	9-6	SEC Tournament QF/NCAA 2nd Round
Total	at UK	Head Coach	50-40 (.556)		
	vs. SEC	Head Coach	19-28 (.404)		
	Overall	Head Coach	50-40 (.556)		

YEAR-BY-YEAR AS ASSISTANT COACH

Year	School	Position	Record	SEC/Conf.	Postseason
2019-20	Kentucky	Associate Head Coach	22-8	10-6	SEC Tournament SF/NCAA canceled
2018-19	Kentucky	Associate Head Coach	25-8	11-5	SEC Tournament QF/NCAA 2nd Rd.
2017-18	Kentucky	Associate Head Coach	15-17	6-10	SEC Tournament QF
2016-17	Kentucky	Associate Head Coach	22-11	11-5	SEC Tournament SF/NCAA 2nd Rd.
2015-16	Tennessee	Associate Head Coach	22-14	8-8	NCAA Elite Eight
2014-15	Tennessee	Assistant Coach	30-6	15-1	SEC Reg. Season Champ./NCAA Elite Eight
2013-14	Tennessee	Assistant Coach	29-6	13-3	SEC Tournament Champ./NCAA Sweet 16
2012-13	Tennessee	Assistant Coach	27-8	14-3	SEC Reg. Season Champ./NCAA Elite Eight
2011-12	Kentucky	Associate Head Coach	28-7	13-3	SEC Reg. Season Champ./NCAA Elite Eight
2010-11	Kentucky	Associate Head Coach	25-9	11-5	SEC Tournament Finals/NCAA 2nd Rd.
2009-10	Kentucky	Assistant Coach	28-8	11-5	SEC Tournament Finals/NCAA Elite Eight
2008-09	Kentucky	Assistant Coach	16-16	5-9	WNIT Second Round
2007-08	Kansas	Assistant Coach	17-16	4-12	WNIT Third Round
2006-07	Kansas	Assistant Coach	11-20	4-12	Big 12 Tournament 2nd Rd.
2005-06	Kansas	Assistant Coach	17-13	5-11	WNIT First Round
2004-05	Kansas	Assistant Coach	12-16	5-11	Big 12 Tournament 1st Rd.
2003-04	WKU	Assistant Coach	20-14	12-2	Sun Belt Tourn. Runner-up/WNIT Third Rd.
2002-03	WKU	Assistant Coach	22-9	12-2	Sun Belt Tourn. Champ./NCAA 1st Rd.
Total	at UK	Assistant Coach	181-94 (.658)		
	Overall	Assistant Coach	388-206 (.653)		

DID YOU KNOW?

- Kyra Elzy is in the Kentucky High School Basketball Hall of Fame for her storied career at Oldham County High School. During her high school days, she was a two-time All-American selection by Parade Magazine and Street & Smith and considered by some to be the best high school basketball player in Kentucky history. She led her Oldham County team to two KHSAA regional titles and a semifinal appearance in the 1993 KHSAA Sweet 16. Overall, she scored 3,000 points with 1,700 rebounds, 449 assists and 516 steals over a stellar career.
- An all-around athlete, Kyra also saw success in cross country and track and field where she was a state champion in the 400-meter dash as a junior in high school.
- Elzy holds a bachelor's degree in psychology from Tennessee in 1999 and a master's degree in cultural studies and education with an emphasis in sports psychology from UT in 2001.
- As a student-athlete at UT from 1996-2001, Elzy's game excelled under Hall of Famer Pat Summitt. A four-year letterwinner, Elzy was a member of two national championship teams (1997, 1998), a national runner-up squad (2000), four SEC regular-season championships (1998, 1999, 2000, 2001) and three SEC Tournament titles (1998, 1999, 2000).
- During her time in Knoxville, she played in 126 games and earned the Holly Warlick Defensive Player of the Year award in 1997 and the Unsung Hero Award in 1998. Elzy became just the fifth freshman in Tennessee history to start her first game as a Lady Vol when she started at guard in the 1996-97 season opener against Austin Peay. She also earned another distinction during her playing career, becoming the first UT player to earn her master's degree while still playing.

AWARDS & HONORS

- In 2022-23, under head coach Kyra Elzy, 14-seeded Kentucky became the lowest seeded team to ever reach the Southeastern Conference Tournament Quarterfinals after it defeated 11th-seeded Florida in the first round and sixth-seeded Alabama in the second round.
 - It marked UK's 14th straight appearance in the quarterfinals, which was the longest active streak in the SEC at the time (South Carolina is second with 12).
 - After Kentucky defeated Alabama in the second round, Coach Elzy owned a 7-1 record in the SEC Tournament, which tied with Melanie Balcomb of Vanderbilt for the best eight-game start for a head coach in tournament history.
- Kyra Elzy produced the program's first ever No. 1 WNBA Draft pick in Rhyne Howard, who was taken first overall by the Atlanta Dream on April 11, 2022.
 - In the process, Elzy helped UK become one of just 16 programs in the nation to produce a No. 1 WNBA Draft Pick.
- Kyra Elzy is the only coach in program history to lead her team to back-to-back NCAA Tournaments in her first two years at the helm of the program, doing so in 2020-21 and 2021-22.
- In 2022, Kyra Elzy led the Kentucky women's basketball program to its second SEC Tournament Title in program history, and its first since 1982, when it defeated No. 1 South Carolina, 64-62, at Bridgestone Arena in Nashville, Tenn., on March 6, 2022.
 - Elzy, who holds an impressive 5-1 record in her two-year tenure in the SEC Tournament, guided UK to the championship game for the first time since 2014.
 - Elzy became the fifth coach in league history to win the tournament title in the first two seasons on the job, joining Joe Ciampi (Auburn), Jim Foster (Vanderbilt), Melanie Balcomb (Vanderbilt) and Holly Warlick (Tennessee).
 - Kentucky, who was the seventh seed at the conference tournament, became the second-lowest seed to ever win the SEC Women's Basketball Tournament.
 - Elzy's Wildcats became the only No. 7 seed in any power five conference tournament ever to defeat the No. 1, 2, and 3 seeds to earn the conference tournament title.
 - Moreover, the Wildcats became the fourth team to ever defeat the No. 1 team in the Associated Press Poll in the SEC Tournament championship game.
 - In defeating the top-ranked Gamecocks, Elzy aided UK to just its second win ever against a No. 1 team in the AP Poll.
- In just her second season at the helm of the program (2021-22), Kyra Elzy helped Kentucky to a 10-game win streak, UK's longest win streak in conference action in a decade (2011-12).
- WBCA Rookie Coach of the Year in 2021 after becoming the first UK head coach to lead their team to the NCAA Tournament in their first season at the helm.
- Named espnW National Coach of the Week on January 4, 2021, after back-to-back top-12 wins to start conference action (then-No. 10 Arkansas and then-No. 12 Mississippi State). It marked the first time Kentucky has ever earned back-to-back wins against teams ranked in the top-12 of the AP poll.
- Became the eighth head coach in UK women's basketball history as UK AD Mitch Barnhart named her head coach on Dec. 14, 2020 following the retirement of Matthew Mitchell.
- Kyra Elzy married Dexter Lander in August 2012 and the couple have one son Jackson, who was born in 2016.



BROOKLYN MILES

#0 • GUARD • JR • 5-5

FRANKFORT, KY. / FRANKLIN COUNTY HS

2023-24 (JUNIOR)

Opponents	Min.	FG	3P	FT	O-D-T	PF	Pts	A	TO	Stl	Blk
Kentucky State [EXH]	28:11	2-4	0-0	5-6	1-2-3	1	9	5	3	1	0
ETSU	30:52	3-6	0-1	4-6	0-3-3	1	10	4	1	1	0

USC Upstate
Austin Peay
at FGCU
vs. NC State
vs. Colorado
vs. Cincinnati
Boston College
Tennessee Tech
Minnesota
at Louisville
Furman
Lipscomb
Samford
Arkansas
at Tennessee
Vanderbilt
at South Carolina
Missouri
at Arkansas
at Alabama
Mississippi State
at Georgia
Texas A&M
at Auburn
Florida
at Mississippi State
South Carolina
Ole Miss
at LSU



EXTRA STATS ...

	23-24	Career
10+ Points	1	2
15+ Points		
20+ Points		
25+ Points		
30+ Points		
35+ Points		
40+ Points		
Made 3+ 3FG		
10+ Rebs		
Double-dbls		
3+ Assists	1	2
2+ Steals		1
Led UK in Pts		
Led UK in Rebs		
Led UK in Asts	1	1
Led UK in Stls	1	1
Led UK in Blks		

CAREER HIGHS

POINTS:	11 vs. GEORGIA STATE, 12/12/21
FGM:	3 (2x) LAST vs. EAST TENNESSEE STATE, 11/7/23
FGA:	6 (2x) LAST vs. EAST TENNESSEE STATE, 11/7/23
FTM:	4 vs. EAST TENNESSEE STATE, 11/7/23
FTA:	6 (2x) LAST vs. EAST TENNESSEE STATE, 11/7/23
3FGM:	2 (2x) LAST vs. CHATTANOOGA, 12/27/21
3FGA:	3 (2x) LAST vs. CHATTANOOGA, 12/27/21
O-REBOUNDS:	2 (4x) LAST vs. BUFFALO, 03/19/22
D-REBOUNDS:	6 vs. CHATTANOOGA, 12/27/21
TOTAL REBOUNDS:	6 vs. CHATTANOOGA, 12/27/21
ASSISTS:	6 AT VIRGINIA TECH, 12/5/21
BLOCKS:	1 vs. ALABAMA, 3/4/22
STEALS:	3 vs. MISSOURI, 2/10/22
MINUTES:	34 AT UCF, 11/12/21

SEASON HIGHS

POINTS:	10 vs. EAST TENNESSEE STATE, 11/7/23
FGM:	3 vs. EAST TENNESSEE STATE, 11/7/23
FGA:	6 vs. EAST TENNESSEE STATE, 11/7/23
FTM:	4 vs. EAST TENNESSEE STATE, 11/7/23
FTA:	6 vs. EAST TENNESSEE STATE, 11/7/23
3FGM:	--
3FGA:	1 vs. EAST TENNESSEE STATE, 11/7/23
O-REBOUNDS:	--
D-REBOUNDS:	3 vs. EAST TENNESSEE STATE, 11/7/23
TOTAL REBOUNDS:	3 vs. EAST TENNESSEE STATE, 11/7/23
ASSISTS:	4 vs. EAST TENNESSEE STATE, 11/7/23
BLOCKS:	--
STEALS:	1 vs. EAST TENNESSEE STATE, 11/7/23
MINUTES:	30 vs. EAST TENNESSEE STATE, 11/7/23

SEASON	TEAM	GP-GS	MIN/AVG	Field Goals		3-Point		F-Throws		Rebounds				Scoring						
				FG-FGA	FG%	3FG-3FGA	3FG%	FT-FTA	FT%	OFF	DEF	TOT	AVG	PF-FO	A	TO	BLK	STL	PTS	AVG
2021-22	UT	33-0	645/19.5	33-85	.388	7-31	.226	10-24	.417	17	76	93	2.8	41-0	67	59	1	29	83	2.5
2022-23	UT	23-0	165/7.2	7-15	.467	1-6	.167	4-10	.400	1	22	23	1.0	10-0	16	18	0	8	19	0.8
2023-24	UK	1-1	31/30.9	3-6	.500	0-1	.000	4-6	.667	0	3	3	3.0	1-0	4	1	0	1	10	10.0
TOTAL FOR UK		1-1	31/30.9	3-6	.500	0-1	.000	4-6	.667	0	3	3	3.0	1-0	4	1	0	1	10	10.0
TOTAL		57-1	840/14.7	43-106	.406	8-38	.211	18-40	.450	18	101	119	2.1	52-0	87	78	1	38	112	2.0



SANIAH TYLER

#2 • GUARD • SO • 5-6

FLORISSANT, MO. / INCARNATE WORD ACADEMY

2023-24 (SOPHOMORE)

Opponents	Min.	FG	3P	FT	O-D-T	PF	Pts	A	TO	Stl	Blk
Kentucky State [EXH]	24:58	4-9	2-4	2-2	1-1-2	3	12	2	0	0	1
ETSU	24:53	5-12	2-6	2-3	0-0-0	3	14	0	0	1	0

USC Upstate
Austin Peay
at FGCU
vs. NC State
vs. Colorado
vs. Cincinnati
Boston College
Tennessee Tech
Minnesota
at Louisville
Furman
Lipscomb
Samford
Arkansas
at Tennessee
Vanderbilt
at South Carolina
Missouri
at Arkansas
at Alabama
Mississippi State
at Georgia
Texas A&M
at Auburn
Florida
at Mississippi State
South Carolina
Ole Miss
at LSU



stthepg_



_saniah_tyler31

EXTRA STATS ...

	23-24	Career
10+ Points	1	1
15+ Points		
20+ Points		
25+ Points		
30+ Points		
35+ Points		
40+ Points		
Made 3+ 3FG		
10+ Rebs		
Double-dbls		
3+ Assists		
2+ Steals		
Led UK in Pts		
Led UK in Rebs		
Led UK in Asts		
Led UK in Stls	1	1
Led UK in Blks		

CAREER HIGHS

POINTS:	14 vs. EAST TENNESSEE STATE, 11/7/23
FGM:	5 vs. EAST TENNESSEE STATE, 11/7/23
FGA:	12 vs. EAST TENNESSEE STATE, 11/7/23
FTM:	2 vs. EAST TENNESSEE STATE, 11/7/23
FTA:	3 vs. EAST TENNESSEE STATE, 11/7/23
3FGM:	2 vs. EAST TENNESSEE STATE, 11/7/23
3FGA:	6 vs. EAST TENNESSEE STATE, 11/7/23
O-REBOUNDS:	--
D-REBOUNDS:	1 (2x) LAST vs. BELLARMINE, 11/17/22
TOTAL REBOUNDS:	1 (2x) LAST vs. BELLARMINE, 11/17/22
ASSISTS:	--
BLOCKS:	--
STEALS:	1 (3x) LAST vs. EAST TENNESSEE STATE, 11/7/23
MINUTES:	24 vs. EAST TENNESSEE STATE, 11/7/23

SEASON HIGHS

POINTS:	14 vs. EAST TENNESSEE STATE, 11/7/23
FGM:	5 vs. EAST TENNESSEE STATE, 11/7/23
FGA:	12 vs. EAST TENNESSEE STATE, 11/7/23
FTM:	2 vs. EAST TENNESSEE STATE, 11/7/23
FTA:	3 vs. EAST TENNESSEE STATE, 11/7/23
3FGM:	2 vs. EAST TENNESSEE STATE, 11/7/23
3FGA:	6 vs. EAST TENNESSEE STATE, 11/7/23
O-REBOUNDS:	--
D-REBOUNDS:	--
TOTAL REBOUNDS:	--
ASSISTS:	--
BLOCKS:	--
STEALS:	1 vs. EAST TENNESSEE STATE, 11/7/23
MINUTES:	24 vs. EAST TENNESSEE STATE, 11/7/23

SEASON	TEAM	GP-GS	MIN/AVG	Field Goals			3-Point		F-Throws		Rebounds				Scoring					
				FG-FGA	FG%	3FG-3FGA	3FG%	FT-FTA	FT%	OFF	DEF	TOT	AVG	PF-FO	A	TO	BLK	STL	PTS	AVG
2022-23	UK	9-0	25/2.8	2-11	.182	2-7	.286	0-1	.000	0	2	2	0.2	7-0	0	1	0	2	6	0.7
2023-24	UK	1-1	25/24.9	5-12	.417	2-6	.333	2-3	.667	0	0	0	0.0	3-0	0	0	0	1	14	14.0
TOTAL		10-1	50/5.0	7-23	.304	4-13	.308	2-4	.500	0	2	2	0.2	10-0	0	1	0	3	20	2.0



JORDY GRIGGS

#3 • GUARD • FR • 6-2

MORENO VALLEY, CALIF. / MONTVERDE ACADEMY HS

2023-24 (FRESHMAN)

Opponents	Min.	FG	3P	FT	O-D-T	PF	Pts	A	TO	Stl	Blk
Kentucky State [EXH]	01:57	0-0	0-0	0-0	0-0-0	0	0	0	0	0	0
ETSU					DNP						

USC Upstate
Austin Peay
at FGCU
vs. NC State
vs. Colorado
vs. Cincinnati
Boston College
Tennessee Tech
Minnesota
at Louisville
Furman
Lipscomb
Samford
Arkansas
at Tennessee
Vanderbilt
at South Carolina
Missouri
at Arkansas
at Alabama
Mississippi State
at Georgia
Texas A&M
at Auburn
Florida
at Mississippi State
South Carolina
Ole Miss
at LSU

 jordybeballin

 jordybeballin

EXTRA STATS ...

23-24 Career

- 10+ Points
- 15+ Points
- 20+ Points
- 25+ Points
- 30+ Points
- 35+ Points
- 40+ Points
- Made 3+ 3FG
- 10+ Rebs
- Double-dbls
- 3+ Assists
- 2+ Steals
- Led UK in Pts
- Led UK in Rebs
- Led UK in Asts
- Led UK in Stls
- Led UK in Blks

CAREER HIGHS

POINTS:	--
FGM:	--
FGA:	--
FTM:	--
FTA:	--
3FGM:	--
3FGA:	--
O-REBOUNDS:	--
D-REBOUNDS:	--
TOTAL REBOUNDS:	--
ASSISTS:	--
BLOCKS:	--
STEALS:	--
MINUTES:	--

SEASON HIGHS

POINTS:	--
FGM:	--
FGA:	--
FTM:	--
FTA:	--
3FGM:	--
3FGA:	--
O-REBOUNDS:	--
D-REBOUNDS:	--
TOTAL REBOUNDS:	--
ASSISTS:	--
BLOCKS:	--
STEALS:	--
MINUTES:	--



ENIYA RUSSELL

#4 • GUARD • SR • 6-0

BALTIMORE, MD. / ST. VINCENT PALLOTTI HS / S. CAROLINA

2023-24 (SENIOR)

Opponents	Min.	FG	3P	FT	O-D-T	PF	Pts	A	TO	Stl	Blk
Kentucky State [EXH]	12:35	6-8	0-0	0-0	0-1-1	0	12	2	3	1	1
ETSU	19:27	2-7	0-1	1-2	0-2-2	2	5	1	0	0	0

USC Upstate

Austin Peay

at FGCU

vs. NC State

vs. Colorado

vs. Cincinnati

Boston College

Tennessee Tech

Minnesota

at Louisville

Furman

Lipscomb

Samford

Arkansas

at Tennessee

Vanderbilt

at South Carolina

Missouri

at Arkansas

at Alabama

Mississippi State

at Georgia

Texas A&M

at Auburn

Florida

at Mississippi State

South Carolina

Ole Miss

at LSU



EXTRA STATS ...

23-24 Career

10+ Points	4
15+ Points	
20+ Points	
25+ Points	
30+ Points	
35+ Points	
40+ Points	
Made 3+ 3FG	
10+ Rebs	
Double-dbls	
3+ Assists	6
2+ Steals	2
Led UK in Pts	
Led UK in Rebs	
Led UK in Asts	1
Led UK in Stls	1
Led UK in Blks	1

CAREER HIGHS

POINTS:	14 (2x) LAST VS. OHIO, 12/21/22
FGM:	4 (3x) LAST VS. ALABAMA, 03/02/23
FGA:	9 VS. COASTAL CAROLINA, 11/13/22
FTM:	5 VS. COLLEGE OF CHARLESTON, 11/25/20
FTA:	8 VS. COLLEGE OF CHARLESTON, 11/25/20
3FGM:	2 (2x) LAST VS. ALABAMA, 03/02/23
3FGA:	3 (4x) LAST VS. OHIO, 12/21/22
O-REBOUNDS:	2 (4x) LAST VS. OHIO, 12/21/22
D-REBOUNDS:	4 (5x) LAST VS. ALABAMA, 02/09/23
TOTAL REBOUNDS:	5 VS. ELON, 11/26/21
ASSISTS:	4 (3x) LAST VS. ALABAMA, 02/09/23
BLOCKS:	1 (10x) LAST VS. ALABAMA, 03/02/23
STEALS:	2 (4x) LAST VS. OHIO, 12/21/22
MINUTES:	21 VS. COASTAL CAROLINA, 11/13/22

SEASON HIGHS

POINTS:	5 VS. EAST TENNESSEE STATE, 11/7/23
FGM:	2 VS. EAST TENNESSEE STATE, 11/7/23
FGA:	7 VS. EAST TENNESSEE STATE, 11/7/23
FTM:	1 VS. EAST TENNESSEE STATE, 11/7/23
FTA:	2 VS. EAST TENNESSEE STATE, 11/7/23
3FGM:	--
3FGA:	1 VS. EAST TENNESSEE STATE, 11/7/23
O-REBOUNDS:	--
D-REBOUNDS:	2 VS. EAST TENNESSEE STATE, 11/7/23
TOTAL REBOUNDS:	2 VS. EAST TENNESSEE STATE, 11/7/23
ASSISTS:	1 VS. EAST TENNESSEE STATE, 11/7/23
BLOCKS:	--
STEALS:	--
MINUTES:	19 VS. EAST TENNESSEE STATE, 11/7/23

SEASON	TEAM	GP-GS	MIN/AVG	Field Goals		3-Point		F-Throws		Rebounds				Scoring						
				FG-FGA	FG%	3FG-3FGA	3FG%	FT-FTA	FT%	OFF	DEF	TOT	AVG	PF-FO	A	TO	BLK	STL	PTS	AVG
2020-21	USC	26-0	168/6.5	22-66	.333	4-20	.200	21-35	.600	3	21	24	0.9	21-0	7	15	3	8	69	2.7
2021-22	USC	23-0	177/7.7	19-45	.422	5-12	.417	10-17	.588	5	25	30	1.3	18-0	19	16	2	4	53	2.3
2022-23	UK	23-0	256/11.1	30-87	.345	6-22	.273	20-35	.571	12	23	35	1.5	28-1	23	34	6	9	86	3.7
2023-24	UK	1-0	19/19.4	2-7	.286	0-1	.000	1-2	.500	0	2	2	2.0	2-0	1	0	0	0	5	5.0
TOTAL FOR UK		24-0	276/11.5	32-94	.340	6-23	.261	21-37	.568	12	25	37	1.5	30-1	24	34	6	9	91	3.8
TOTAL		73-0	621/8.5	73-205	.356	15-55	.273	52-89	.584	20	71	91	1.2	69-1	50	65	11	21	213	2.9



CASSIDY ROWE

#5 • GUARD • SO • 5-5

VIRGIE, KY. / SHELBY VALLEY HS

2023-24 (SOPHOMORE)

Opponents	Min.	FG	3P	FT	O-D-T	PF	Pts	A	TO	Stl	Blk
Kentucky State [EXH]	17:01	0-4	0-3	0-0	0-2-2	0	0	4	1	0	0
ETSU	08:27	0-0	0-0	1-2	0-3-3	0	1	0	0	0	0
USC Upstate											

Austin Peay
at FGCU
vs. NC State
vs. Colorado
vs. Cincinnati
Boston College
Tennessee Tech
Minnesota
at Louisville
Furman
Lipscomb
Samford
Arkansas
at Tennessee
Vanderbilt
at South Carolina
Missouri
at Arkansas
at Alabama
Mississippi State
at Georgia
Texas A&M
at Auburn
Florida
at Mississippi State
South Carolina
Ole Miss
at LSU



EXTRA STATS ...

23-24 Career

10+ Points	
15+ Points	
20+ Points	
25+ Points	
30+ Points	
35+ Points	
40+ Points	
Made 3+ 3FG	
10+ Rebs	
Double-dbls	
3+ Assists	
2+ Steals	
Led UK in Pts	1
Led UK in Rebs	
Led UK in Asts	
Led UK in Stls	
Led UK in Blks	

CAREER HIGHS

POINTS:	2 (3x) LAST AT VANDERBILT, 02/19/23
FGM:	1 LAST AT VANDERBILT, 02/19/23
FGA:	2 AT VANDERBILT, 02/19/23
FTM:	2 (2x) LAST VS. DAYTON, 11/23/22
FTA:	2 (3x) LAST VS. EAST TENNESSEE STATE, 11/7/23
3FGM:	--
3FGA:	1 (3x) LAST AT VANDERBILT, 02/19/23
O-REBOUNDS:	--
D-REBOUNDS:	3 VS. EAST TENNESSEE STATE, 11/7/23
TOTAL REBOUNDS:	3 VS. EAST TENNESSEE STATE, 11/7/23
ASSISTS:	2 AT OLE MISS, 02/13/23
BLOCKS:	--
STEALS:	1 VS. UNC-GREENSBORO, 12/04/22
MINUTES:	11 VS. MOREHEAD STATE, 11/11/22

SEASON HIGHS

POINTS:	1 VS. EAST TENNESSEE STATE, 11/7/23
FGM:	--
FGA:	--
FTM:	1 VS. EAST TENNESSEE STATE, 11/7/23
FTA:	2 VS. EAST TENNESSEE STATE, 11/7/23
3FGM:	--
3FGA:	--
O-REBOUNDS:	--
D-REBOUNDS:	3 VS. EAST TENNESSEE STATE, 11/7/23
TOTAL REBOUNDS:	3 VS. EAST TENNESSEE STATE, 11/7/23
ASSISTS:	--
BLOCKS:	--
STEALS:	--
MINUTES:	8 VS. EAST TENNESSEE STATE, 11/7/23

SEASON	TEAM	GP-GS	MIN/AVG	Field Goals		3-Point		F-Throws		Rebounds				Scoring						
				FG-FGA	FG%	3FG-3FGA	3FG%	FT-FTA	FT%	OFF	DEF	TOT	AVG	PF-FO	A	TO	BLK	STL	PTS	AVG
2022-23	UK	13-0	54/4.1	1-6	.167	0-3	.000	4-4	1.000	0	2	2	0.2	4-0	4	4	0	1	6	0.5
2023-24	UK	1-0	8/8.4	0-0	.000	0-0	.000	1-2	.500	0	3	3	3.0	0-0	0	0	0	0	1	1.0
TOTAL		14-0	62/4.4	1-6	.167	0-3	.000	5-6	.833	0	5	5	0.4	4-0	4	4	0	1	7	0.5



AJAE PETTY

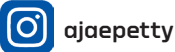
#13 • FORWARD • SR • 6-3

BALTIMORE, MD. / BALTIMORE POLYTECHNIC INST. / LSU

2023-24 (SENIOR)

Opponents	Min.	FG	3P	FT	O-D-T	PF	Pts	A	TO	Stl	Blk
Kentucky State [EXH]	28:15	8-10	0-0	3-8	5-8-13	0	19	2	2	2	1
ETSU	27:25	4-7	0-0	4-9	4-9-13	4	12	1	1	0	1

USC Upstate
Austin Peay
at FGCU
vs. NC State
vs. Colorado
vs. Cincinnati
Boston College
Tennessee Tech
Minnesota
at Louisville
Furman
Lipscomb
Samford
Arkansas
at Tennessee
Vanderbilt
at South Carolina
Missouri
at Arkansas
at Alabama
Mississippi State
at Georgia
Texas A&M
at Auburn
Florida
at Mississippi State
South Carolina
Ole Miss
at LSU



EXTRA STATS ...		
23-24 Career		
10+ Points	1	10
15+ Points		2
20+ Points		
25+ Points		
30+ Points		
35+ Points		
40+ Points		
Made 3+ 3FG		
10+ Rebs	1	3
Double-dbls	1	3
3+ Assists		1
2+ Steals		5
Led UK in Pts		
Led UK in Rebs	1	12
Led UK in Asts		
Led UK in Stls		2
Led UK in Blks		9

CAREER HIGHS	
POINTS:	16 AT MINNESOTA, 12/07/22
FGM:	8 AT MINNESOTA, 12/07/22
FGA:	14 AT MINNESOTA, 12/07/22
FTM:	4 (3X) LAST VS. EAST TENNESSEE STATE, 11/7/23
FTA:	9 VS. EAST TENNESSEE STATE, 11/7/23
3FGM:	--
3FGA:	--
O-REBOUNDS:	5 (3X) LAST VS. OHIO, 12/21/22
D-REBOUNDS:	9 (2X) LAST VS. EAST TENNESSEE STATE, 11/7/23
TOTAL REBOUNDS:	13 VS. EAST TENNESSEE STATE, 11/7/23
ASSISTS:	3 VS. OHIO, 12/21/22
BLOCKS:	3 (2X) LAST VS. FLORIDA, 03/01/23
STEALS:	4 AT TEXAS A&M, 02/23/23
MINUTES:	30 AT MINNESOTA, 12/07/22

SEASON HIGHS	
POINTS:	12 VS. EAST TENNESSEE STATE, 11/7/23
FGM:	4 VS. EAST TENNESSEE STATE, 11/7/23
FGA:	7 VS. EAST TENNESSEE STATE, 11/7/23
FTM:	4 VS. EAST TENNESSEE STATE, 11/7/23
FTA:	9 VS. EAST TENNESSEE STATE, 11/7/23
3FGM:	--
3FGA:	--
O-REBOUNDS:	4 VS. EAST TENNESSEE STATE, 11/7/23
D-REBOUNDS:	9 VS. EAST TENNESSEE STATE, 11/7/23
TOTAL REBOUNDS:	13 VS. EAST TENNESSEE STATE, 11/7/23
ASSISTS:	1 VS. EAST TENNESSEE STATE, 11/7/23
BLOCKS:	1 VS. EAST TENNESSEE STATE, 11/7/23
STEALS:	--
MINUTES:	27 VS. EAST TENNESSEE STATE, 11/7/23

SEASON	TEAM	GP-GS	MIN/AVG	Field Goals		3-Point		F-Throws		Rebounds				Scoring						
				FG-FGA	FG%	3FG-3FGA	3FG%	FT-FTA	FT%	OFF	DEF	TOT	AVG	PF-FO	A	TO	BLK	STL	PTS	AVG
2020-21	LSU	19-0	96/5.1	8-17	.471	0-0	.000	1-3	.333	8	10	18	0.9	11-0	1	7	2	0	17	0.9
2021-22	LSU	12-0	68/5.6	9-16	.563	0-0	.000	11-21	.524	8	21	29	2.4	6-0	1	4	4	2	29	2.4
2022-23	UK	29-0	439/15.1	71-130	.546	0-0	.000	24-54	.444	50	87	137	4.7	56-0	18	54	21	20	166	5.7
2023-24	UK	1-1	27/27.4	4-7	.571	0-0	.000	4-9	.444	4	9	13	13.0	4-0	1	1	1	0	12	12.0
TOTAL FOR UK		30-1	466/15.5	75-137	.547	0-0	.000	28-63	.444	54	96	150	5.0	60-0	19	55	22	20	178	5.9
TOTAL		61-1	630/10.3	92-170	.541	0-0	.000	40-87	.460	70	127	197	3.2	77-0	21	66	28	22	224	3.7



AMIYA JENKINS

#20 • GUARD • SO • 5-10

LEXINGTON, KY. / ANDERSON COUNTY HS

2023-24 (SOPHOMORE)

Opponents	Min.	FG	3P	FT	O-D-T	PF	Pts	A	TO	Stl	Blk
Kentucky State [EXH]	12:20	3-4	0-0	1-2	2-2-4	0	7	2	3	1	0
ETSU	34:29	5-7	0-2	6-10	1-3-4	4	16	0	1	1	0

USC Upstate
Austin Peay
at FGCU
vs. NC State
vs. Colorado
vs. Cincinnati
Boston College
Tennessee Tech
Minnesota
at Louisville
Furman
Lipscomb
Samford
Arkansas
at Tennessee
Vanderbilt
at South Carolina
Missouri
at Arkansas
at Alabama
Mississippi State
at Georgia
Texas A&M
at Auburn
Florida
at Mississippi State
South Carolina
Ole Miss
at LSU



EXTRA STATS ...

	23-24	Career
10+ Points	1	1
15+ Points	1	1
20+ Points		
25+ Points		
30+ Points		
35+ Points		
40+ Points		
Made 3+ 3FG		
10+ Rebs		
Double-dbls		
3+ Assists	2	2
2+ Steals	2	2
Led UK in Pts	1	1
Led UK in Rebs		
Led UK in Asts		
Led UK in Stls	1	2
Led UK in Blks		

CAREER HIGHS

POINTS:	16 vs. EAST TENNESSEE STATE, 11/7/23
FGM:	5 vs. EAST TENNESSEE STATE, 11/7/23
FGA:	7 (3x) LAST vs. EAST TENNESSEE STATE, 11/7/23
FTM:	6 vs. EAST TENNESSEE STATE, 11/7/23
FTA:	10 vs. EAST TENNESSEE STATE, 11/7/23
3FGM:	1 (2x) LAST AT OLE MISS, 02/13/23
3FGA:	3 vs. UNC-GREENSBORO, 12/04/22
O-REBOUNDS:	3 LAST vs. FLORIDA, 03/01/23
D-REBOUNDS:	6 AT VANDERBILT, 02/19/23
TOTAL REBOUNDS:	8 AT VANDERBILT, 02/19/23
ASSISTS:	3 (2x) LAST vs. FLORIDA, 03/01/23
BLOCKS:	1 (2x) AT VANDERBILT, 02/19/23
STEALS:	2 (2x) LAST vs. VIRGINIA TECH, 11/21/22
MINUTES:	34 vs. EAST TENNESSEE STATE, 11/7/23

SEASON HIGHS

POINTS:	16 vs. EAST TENNESSEE STATE, 11/7/23
FGM:	5 vs. EAST TENNESSEE STATE, 11/7/23
FGA:	7 vs. EAST TENNESSEE STATE, 11/7/23
FTM:	6 vs. EAST TENNESSEE STATE, 11/7/23
FTA:	10 vs. EAST TENNESSEE STATE, 11/7/23
3FGM:	--
3FGA:	2 vs. EAST TENNESSEE STATE, 11/7/23
O-REBOUNDS:	1 vs. EAST TENNESSEE STATE, 11/7/23
D-REBOUNDS:	3 vs. EAST TENNESSEE STATE, 11/7/23
TOTAL REBOUNDS:	4 vs. EAST TENNESSEE STATE, 11/7/23
ASSISTS:	--
BLOCKS:	--
STEALS:	1 vs. EAST TENNESSEE STATE, 11/7/23
MINUTES:	34 vs. EAST TENNESSEE STATE, 11/7/23

SEASON	TEAM	GP-GS	MIN/AVG	Field Goals			3-Point			F-Throws		Rebounds				Scoring				
				FG-FGA	FG%	3FG-3FGA	3FG%	FT-FTA	FT%	OFF	DEF	TOT	AVG	PF-FO	A	TO	BLK	STL	PTS	AVG
2022-23	UK	26-0	231/8.9	30-81	.370	3-18	.167	21-31	.677	12	22	34	1.3	24-0	9	31	1	8	84	3.2
2023-24	UK	1-1	34/34.5	5-7	.714	0-2	.000	6-10	.600	1	3	4	4.0	4-0	0	1	0	1	16	16.0
TOTAL		27-1	266/9.8	35-88	.398	3-20	.150	27-41	.659	13	25	38	1.4	28-0	9	32	1	9	100	3.7



NYAH LEVERETTER

#21 • FORWARD • SR • 6-2

BLYTHEWOOD, S.C. / WESTWOOD HS

2023-24 (SENIOR)

Opponents	Min.	FG	3P	FT	O-D-T	PF	Pts	A	TO	Stl	Blk
Kentucky State [EXH]					DNP						
ETSU					DNP						
USC Upstate											
Austin Peay											
at FGCU											
vs. NC State											
vs. Colorado											
vs. Cincinnati											
Boston College											
Tennessee Tech											
Minnesota											
at Louisville											
Furman											
Lipscomb											
Samford											
Arkansas											
at Tennessee											
Vanderbilt											
at South Carolina											
Missouri											
at Arkansas											
at Alabama											
Mississippi State											
at Georgia											
Texas A&M											
at Auburn											
Florida											
at Mississippi State											
South Carolina											
Ole Miss											
at LSU											

nyahh.levv

nyahlev02

EXTRA STATS ...

23-24 Career

10+ Points	
15+ Points	
20+ Points	
25+ Points	
30+ Points	
35+ Points	
40+ Points	
Made 3+ 3FG	
10+ Rebs	1
Double-dbls	
3+ Assists	1
2+ Steals	2
Led UK in Pts	
Led UK in Rebs	7
Led UK in Asts	
Led UK in Stls	
Led UK in Blks	8

CAREER HIGHS

POINTS:	8 (3x) LAST VS. MISSOURI, 01/29/23
FGM:	3 (5x) LAST LAST VS. MISSOURI, 01/29/23
FGA:	8 VS. WOFFORD, 12/19/20
FTM:	4 (2x) LAST VS. ALABAMA, 02/09/23
FTA:	6 VS. ARKANSAS, 01/01/23
3FGM:	--
3FGA:	--
O-REBOUNDS:	7 VS. WOFFORD, 12/19/20
D-REBOUNDS:	6 (2x) LAST VS. GEORGIA, 02/16/23
TOTAL REBOUNDS:	11 VS. AUBURN, 01/26/23
ASSISTS:	3 VS. GEORGIA, 02/16/23
BLOCKS:	6 AT VANDERBILT, 1/27/22
STEALS:	3 AT ALABAMA, 2/13/22
MINUTES:	38 VS. GEORGIA, 02/16/23

SEASON HIGHS

POINTS:	--
FGM:	--
FGA:	--
FTM:	--
FTA:	--
3FGM:	--
3FGA:	--
O-REBOUNDS:	--
D-REBOUNDS:	--
TOTAL REBOUNDS:	--
ASSISTS:	--
BLOCKS:	--
STEALS:	--
MINUTES:	--

SEASON	TEAM	GP-GS	MIN/AVG	Field Goals			3-Point		F-Throws		Rebounds				Scoring					
				FG-FGA	FG%	3FG-3FGA	3FG%	FT-FTA	FT%	OFF	DEF	TOT	AVG	PF-FO	A	TO	BLK	STL	PTS	AVG
2020-21	UK	14-0	94/6.7	5-14	.357	0-0	.000	4-9	.444	14	12	26	1.9	14-0	1	5	3	0	14	1.0
2021-22	UK	25-11	444/17.7	16-32	.500	0-0	.000	23-33	.697	23	42	65	2.6	51-0	10	25	17	8	55	2.2
2022-23	UK	26-21	517/19.9	20-57	.351	0-0	.000	26-37	.703	51	51	102	3.9	59-1	6	35	15	10	66	2.5
TOTAL		65-32	1055/16.2	41-103	.398	0-0	.000	53-79	.671	88	105	193	3.0	124-1	17	65	35	18	135	2.1



MADDIE SCHERR

#22 • GUARD • SR • 5-10

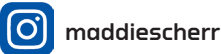
FLORENCE, KY. / RYLE HS / OREGON

2023-24 (SENIOR)

Opponents	Min.	FG	3P	FT	O-D-T	PF	Pts	A	TO	Stl	Blk
Kentucky State [EXH]	27:43	1-6	1-2	4-4	0-1-1	0	7	5	1	2	1
ETSU	32:33	5-14	0-4	4-4	3-2-5	5	14	3	1	1	0

USC Upstate
Austin Peay
at FGCU
vs. NC State
vs. Colorado
vs. Cincinnati
Boston College
Tennessee Tech

Minnesota
at Louisville
Furman
Lipscomb
Samford
Arkansas
at Tennessee
Vanderbilt
at South Carolina
Missouri
at Arkansas
at Alabama
Mississippi State
at Georgia
Texas A&M
at Auburn
Florida
at Mississippi State
South Carolina
Ole Miss
at LSU



EXTRA STATS ...

23-24 Career	
10+ Points	1
15+ Points	10
20+ Points	3
25+ Points	2
30+ Points	
35+ Points	
40+ Points	
Made 3+ 3FG	5
10+ Rebs	1
Double-dbls	
3+ Assists	1
2+ Steals	40
Led UK in Pts	4
Led UK in Rebs	5
Led UK in Asts	18
Led UK in Stls	1
Led UK in Blks	11

CAREER HIGHS

POINTS:	27 vs. TENNESSEE, 02/26/23
FGM:	10 (2X) LAST vs. TENNESSEE, 02/26/23
FGA:	21 vs. TENNESSEE, 02/26/23
FTM:	8 (3X) LAST vs. ALABAMA, 02/03/23
FTA:	9 vs. ALABAMA, 02/03/23
3FGM:	5 vs. SOUTH CAROLINA, 01/12/23
3FGA:	8 AT KANSAS ST., 12/18/21
O-REBOUNDS:	4 (3X) LAST vs. ARKANSAS, 01/01/23
D-REBOUNDS:	7 (2X) LAST vs. AUBURN, 01/26/23
TOTAL REBOUNDS:	10 vs. ARKANSAS, 01/01/23
ASSISTS:	11 vs. DAYTON, 11/23/22
BLOCKS:	6 vs. ALABAMA, 02/03/23
STEALS:	6 vs. CARROLL (MT), 1/02/22
MINUTES:	40 (2X) LAST vs. ALABAMA, 02/03/23

SEASON HIGHS

POINTS:	14 vs. EAST TENNESSEE STATE, 11/7/23
FGM:	5 vs. EAST TENNESSEE STATE, 11/7/23
FGA:	14 vs. EAST TENNESSEE STATE, 11/7/23
FTM:	4 vs. EAST TENNESSEE STATE, 11/7/23
FTA:	4 vs. EAST TENNESSEE STATE, 11/7/23
3FGM:	--
3FGA:	4 vs. EAST TENNESSEE STATE, 11/7/23
O-REBOUNDS:	3 vs. EAST TENNESSEE STATE, 11/7/23
D-REBOUNDS:	2 vs. EAST TENNESSEE STATE, 11/7/23
TOTAL REBOUNDS:	5 vs. EAST TENNESSEE STATE, 11/7/23
ASSISTS:	3 vs. EAST TENNESSEE STATE, 11/7/23
BLOCKS:	--
STEALS:	1 vs. EAST TENNESSEE STATE, 11/7/23
MINUTES:	32 vs. EAST TENNESSEE STATE, 11/7/23

SEASON	TEAM	GP-GS	MIN/AVG	Field Goals		3-Point		F-Throws		Rebounds				Scoring						
				FG-FGA	FG%	3FG-3FGA	3FG%	FT-FTA	FT%	OFF	DEF	TOT	AVG	PF-FO	A	TO	BLK	STL	PTS	AVG
2020-21	Oregon	22-4	336/15.3	17-59	.288	6-19	.316	11-14	.786	16	25	41	1.9	31-0	36	27	2	25	51	2.3
2021-22	Oregon	31-28	848/27.4	55-160	.344	22-67	.328	15-19	.789	33	82	115	3.7	68-3	102	54	10	46	147	4.7
2022-23	UK	29-29	920/31.7	110-286	.385	37-110	.336	80-87	.920	42	105	147	5.1	77-4	125	77	32	62	337	11.6
2023-24	UK	1-1	33/32.6	5-14	.357	0-4	.000	4-4	1.000	3	2	5	5.0	5-1	3	1	0	1	14	14.0
TOTAL FOR UK	30-30	953/31.8	115-300	.383	37-114	.325	84-91	.923	45	107	152	5.1	82-5	128	78	32	63	351	11.7	
TOTAL	83-62	2137/25.7	187-519	.360	65-200	.325	110-124	.887	94	214	308	3.7	181-8	266	159	44	134	549	6.6	



ZENNIA THOMAS

#24 • FORWARD • SO • 6-2

LYNDHURST, OHIO / WARRENSVILLE HEIGHTS HS

2023-24 (SOPHOMORE)

Opponents	Min.	FG	3P	FT	O-D-T	PF	Pts	A	TO	Stl	Blk
Kentucky State [EXH]	16:18	4-7	0-1	1-2	1-3-4	3	9	0	1	1	2
ETSU	12:30	0-2	0-1	0-0	2-0-2	1	0	0	2	0	2

USC Upstate
Austin Peay
at FGCU
vs. NC State
vs. Colorado
vs. Cincinnati
Boston College
Tennessee Tech
Minnesota
at Louisville
Furman
Lipscomb
Samford
Arkansas
at Tennessee
Vanderbilt
at South Carolina
Missouri
at Arkansas
at Alabama
Mississippi State
at Georgia
Texas A&M
at Auburn
Florida
at Mississippi State
South Carolina
Ole Miss
at LSU



EXTRA STATS ...

23-24 Career

10+ Points
15+ Points
20+ Points
25+ Points
30+ Points
35+ Points
40+ Points
Made 3+ 3FG
10+ Rebs
Double-dbls
3+ Assists
2+ Steals
Led UK in Pts
Led UK in Rebs
Led UK in Asts
Led UK in Stls
Led UK in Blks
1
1

CAREER HIGHS

POINTS:	6 AT VANDERBILT, 02/19/23
FGM:	3 AT VANDERBILT, 02/19/23
FGA:	4 AT VANDERBILT, 02/19/23
FTM:	1 VS. BELLARMINE, 11/17/22
FTA:	2 (2X) LAST AT VANDERBILT, 02/19/23
3FGM:	
3FGA:	
O-REBOUNDS:	1 VS. COASTAL CAROLINA, 11/13/22
D-REBOUNDS:	2 (2X) LAST AT VANDERBILT, 02/19/23
TOTAL REBOUNDS:	2 (3X) LAST VS. EAST TENNESSEE STATE, 11/7/23
ASSISTS:	1 AT TEXAS A&M, 02/23/23
BLOCKS:	2 VS. EAST TENNESSEE STATE, 11/7/23
STEALS:	
MINUTES:	12 VS. EAST TENNESSEE STATE, 11/7/23

SEASON HIGHS

POINTS:	--
FGM:	--
FGA:	2 VS. EAST TENNESSEE STATE, 11/7/23
FTM:	--
FTA:	--
3FGM:	--
3FGA:	1 VS. EAST TENNESSEE STATE, 11/7/23
O-REBOUNDS:	2 VS. EAST TENNESSEE STATE, 11/7/23
D-REBOUNDS:	--
TOTAL REBOUNDS:	2 VS. EAST TENNESSEE STATE, 11/7/23
ASSISTS:	--
BLOCKS:	2 VS. EAST TENNESSEE STATE, 11/7/23
STEALS:	--
MINUTES:	12 VS. EAST TENNESSEE STATE, 11/7/23

SEASON	TEAM	GP-GS	MIN/AVG	Field Goals			3-Point		F-Throws		Rebounds				Scoring					
				FG-FGA	FG%	3FG-3FGA	3FG%	FT-FTA	FT%	OFF	DEF	TOT	AVG	PF-FO	A	TO	BLK	STL	PTS	AVG
2022-23	UK	10-0	44/4.4	4-8	.500	0-0	.000	1-6	.167	2	5	7	0.7	5-0	1	1	1	0	9	0.9
2023-24	UK	1-0	12/12.5	0-2	.000	0-1	.000	0-0	.000	2	0	2	2.0	1-0	0	2	2	0	0	0.0
TOTAL		11-0	57/5.2	4-10	.400	0-1	.000	1-6	.167	4	5	9	0.8	6-0	1	3	3	0	9	0.8



EMMA KING

#34 • GUARD • GR • 5-10

STANFORD, KY. / LINCOLN COUNTY HS

2023-24 (GRADUATE)

Opponents	Min.	FG	3P	FT	O-D-T	PF	Pts	A	TO	Stl	Blk
Kentucky State [EXH]	21:40	4-7	0-2	4-4	1-2-3	1	12	2	1	1	2
ETSU	09:25	1-3	0-0	0-0	1-1-2	0	2	0	0	0	0
USC Upstate											

Austin Peay
at FGCU
vs. NC State
vs. Colorado
vs. Cincinnati
Boston College
Tennessee Tech
Minnesota
at Louisville
Furman
Lipscomb
Samford
Arkansas
at Tennessee
Vanderbilt
at South Carolina
Missouri
at Arkansas
at Alabama
Mississippi State
at Georgia
Texas A&M
at Auburn
Florida
at Mississippi State
South Carolina
Ole Miss
at LSU

Emma_King34

Emma_King34

EXTRA STATS ...

23-24 Career

10+ Points	1
15+ Points	
20+ Points	
25+ Points	
30+ Points	
35+ Points	
40+ Points	
Made 3+ 3FG	
10+ Rebs	
Double-dbls	
3+ Assists	5
2+ Steals	1
Led UK in Pts	
Led UK in Rebs	
Led UK in Asts	1
Led UK in Stls	1
Led UK in Blks	4

CAREER HIGHS

POINTS:	10 vs. AUBURN, 1/25/22
FGM:	5 vs. AUBURN, 1/25/22
FGA:	13 vs. AUBURN, 1/25/22
FTM:	2 v(2x) LAST vs. OHIO, 12/21/22
FTA:	2 (6x) LAST vs. OHIO, 12/21/22
3FGM:	2 vs. MOUNT ST. MARY'S, 11/05/19
3FGA:	8 AT VANDERBILT, 1/27/22
O-REBOUNDS:	2 AT VANDERBILT, 1/27/22
D-REBOUNDS:	3 (2x) LAST vs. AUBURN, 1/25/22
TOTAL REBOUNDS:	4 vs. AUBURN, 1/25/22
ASSISTS:	4 AT ALABAMA, 2/13/22
BLOCKS:	2 (4x) LAST vs. ARKANSAS, 01/01/23
STEALS:	2 vs. VANDERBILT, 2/17/22
MINUTES:	33 AT LSU, 1/30/22

SEASON HIGHS

POINTS:	2 vs EAST TENNESSEE STATE, 11/7/23
FGM:	1 vs EAST TENNESSEE STATE, 11/7/23
FGA:	3 vs EAST TENNESSEE STATE, 11/7/23
FTM:	--
FTA:	--
3FGM:	--
3FGA:	--
O-REBOUNDS:	1 vs EAST TENNESSEE STATE, 11/7/23
D-REBOUNDS:	1 vs EAST TENNESSEE STATE, 11/7/23
TOTAL REBOUNDS:	2 vs EAST TENNESSEE STATE, 11/7/23
ASSISTS:	--
BLOCKS:	--
STEALS:	--
MINUTES:	9 vs EAST TENNESSEE STATE, 11/7/23

SEASON	TEAM	GP-GS	MIN/AVG	Field Goals		3-Point		F-Throws		Rebounds				Scoring						
				FG-FGA	FG%	3FG-3FGA	3FG%	FT-FTA	FT%	OFF	DEF	TOT	AVG	PF-FO	A	TO	BLK	STL	PTS	AVG
2019-20	UK	15-0	105/7.0	7-31	.226	4-19	.211	3-5	.600	0	3	3	0.2	11-0	6	4	0	2	21	1.4
2020-21	UK	5-2	44/8.8	0-12	.000	0-4	.000	2-2	1.000	0	5	5	1.0	5-0	5	4	0	2	2	0.4
2021-22	UK	26-2	359/13.8	26-78	.333	3-32	.094	3-5	.600	6	26	32	1.2	23-0	31	29	8	9	58	2.2
2022-23	UK	24-2	204/8.5	12-43	.279	3-21	.143	3-4	.750	0	12	12	0.5	14-0	14	16	5	5	30	1.3
2023-24	UK	1-0	9/9.4	1-3	.333	0-0	.000	0-0	.000	1	1	2	2.0	0-0	0	0	0	0	2	2.0
TOTAL		71-6	721/10.2	46-167	.275	10-76	.132	11-16	.688	7	47	54	0.8	53-0	56	53	13	18	113	1.6



JANAE WALKER

#44 • FORWARD • FR • 6-3

TYRONE, GA. / SANDY CREEK HS

2023-24 (FRESHMAN)

Opponents	Min.	FG	3P	FT	O-D-T	PF	Pts	A	TO	Stl	Blk
Kentucky State [EXH]	09:02	0-0	0-0	1-4	0-2-2	0	1	0	0	0	0

ETSU DNP

USC Upstate

Austin Peay

at FGCU

vs. NC State

vs. Colorado

vs. Cincinnati

Boston College

Tennessee Tech

Minnesota

at Louisville

Furman

Lipscomb

Samford

Arkansas

at Tennessee

Vanderbilt

at South Carolina

Missouri

at Arkansas

at Alabama

Mississippi State

at Georgia

Texas A&M

at Auburn

Florida

at Mississippi State

South Carolina

Ole Miss

at LSU

janaewalkerr_

janaewalkerr_

EXTRA STATS ...

23-24 Career

- 10+ Points
- 15+ Points
- 20+ Points
- 25+ Points
- 30+ Points
- 35+ Points
- 40+ Points
- Made 3+ 3FG
- 10+ Rebs
- Double-dbls
- 3+ Assists
- 2+ Steals
- Led UK in Pts
- Led UK in Rebs
- Led UK in Asts
- Led UK in Stls
- Led UK in Blks

CAREER HIGHS

POINTS:	--
FGM:	--
FGA:	--
FTM:	--
FTA:	--
3FGM:	--
3FGA:	--
O-REBOUNDS:	--
D-REBOUNDS:	--
TOTAL REBOUNDS:	--
ASSISTS:	--
BLOCKS:	--
STEALS:	--
MINUTES:	--

SEASON HIGHS

POINTS:	--
FGM:	--
FGA:	--
FTM:	--
FTA:	--
3FGM:	--
3FGA:	--
O-REBOUNDS:	--
D-REBOUNDS:	--
TOTAL REBOUNDS:	--
ASSISTS:	--
BLOCKS:	--
STEALS:	--
MINUTES:	--