



# NC STATE WOMEN'S BASKETBALL

#GoPack  
f/packwomensball  
@packwomensball  
packwomensball

1,022 ALL-TIME WINS • 28 NCAA TOURNAMENTS • 6 ACC REGULAR-SEASON TITLES • 7 ACC TOURNAMENT TITLES

## SCHEDULE

OVERALL: 4-0  
ACC: 0-0 | NON-CONFERENCE: 4-0  
HOME: 4-0 | AWAY: 0-0 | NEUTRAL: 0-0

Date	Opponent	Time (EST) / TV / Result
11/7	CHARLOTTE	W, 84-43
11/12	#2/2 UCONN	W, 92-81
11/15	ELON	W, 90-35
11/19	RHODE ISLAND	W, 67-58
11/23	vs. Kentucky %	3:15 PM / ESPN+
11/24	vs. Cincinnati %	3:15 PM / ESPN+
11/25	vs. #3/4 Colorado %	1 PM / ESPN+
11/29	VANDERBILT	7:15 PM / ACCN
12/3	ILLINOIS STATE	2 PM / ACCNX
12/10	LIBERTY	2 PM / ACCNX
12/16	at USF	7 PM / ESPN+
12/20	at Old Dominion	6:30 PM / TBD
12/31	at Virginia *	6 PM / ACCN
1/4	FLORIDA STATE *	7 PM / ACCNX
1/7	at Virginia Tech *	12 PM / ACCN
1/11	VIRGINIA *	7 PM / ACCNX
1/18	at Miami *	6 PM / ACCNX
1/21	DUKE *	12 PM / ACCN
1/25	at Clemson *	7 PM / ACCNX
1/28	at Boston College *	2 PM / ACCNX
2/1	NORTH CAROLINA *	8 PM / ACCN
2/5	LOUISVILLE *\$	6 PM / ESPN2
2/8	VIRGINIA TECH *	8 PM / ACCN
2/11	at Pittsburgh *	12 PM / ACCNX
2/15	at Notre Dame *	6 PM / ACCN
2/18	GEORGIA TECH *	12 PM / CW
2/22	at North Carolina *	8 PM / ACCN
2/25	at Duke *	5:30 PM / ACCN
2/29	SYRACUSE *	7 PM / ACCNX
3/3	WAKE FOREST *	2 PM / ACCNX
3/6-3/10	2024 ACC Tournament (Greensboro, N.C.)	

All times (ET) are subject to change  
ALL CAPS : home games  
\* : ACC contest  
% : Paradise Jam (St. Thomas, USVI)  
\$ : 19th Annual Play4Kay Game  
^ : ACC Tournament (Greensboro Coliseum)  
Rankings : AP/USA Today at time of competition

## MEDIA INFO

ESPN+  
Play-by-Play .....Brad Wells  
Analyst.....Kevin Lehman

RADIO (WKNC 88.1 FM)  
Play-by-Play .....Andrew Sanders  
Analyst.....Ernie Myers

NC STATE ATHLETICS COMMUNICATIONS  
Matti Smith - Director of Communications  
Cell Phone : 919-880-3413  
Email : mmsmith9@ncsu.edu

## NC STATE WOLFPACK 4-0



Head Coach: Wes Moore  
Record at NC State: 246-81  
Career Record: 804-250  
Career ACC Record: 115-49  
Rankings: 10/16

## GAME 5

Date ..... Thursday, November 23, 2023  
Time (EST).....3:15 PM  
City..... St. Thomas, USVI  
Arena (Capacity) ... University of Virgin Islands  
Radio .....WKNC 88.1 FM  
TV .....ESPN+  
Series..... NC State, 4-2

## KENTUCKY WILDCATS 2-2



Head Coach: Kyra Elzy  
Record at Kentucky: 51-42  
Career Record: 51-42  
Career Conf. Record: 19-28  
Rankings: NR/NR

## PACK FACTS

### A WIN ON THURSDAY WOULD

- Be the 1,023rd win in program history (1,022-490)
- Be head coach Wes Moore's 805th career win (804-250)
- Be Moore's 247th win at NC State (246-81)
- Give the Wolfpack a 5-0 start for the sixth time in 11 seasons of the Moore era
- Be the Pack's third in a row over Kentucky

### NOTING THE WOLFPACK (4-0)

- NC State is ranked 10th in the latest release of the AP Top 25, its first such standing since being ranked 10th in week nine of last season (Jan. 2, 2023).
- Last week, the Pack re-entered the AP Top 25 for the first time since Feb. 6, 2023, jumping up 13 spots to No. 14 after starting the season as the No. 27 team receiving votes.
- All four of the Pack's players averaging double figures this season (Aziha James, Saniya Rivers, Mimi Collins, Zoe Brooks) have scored in double figures in at least three of the four games played this season.
- The Pack had a 20+ point scorer in each of its first three games of the season. It marked the team's longest such streak since Elissa Cunane had 20+ points in each of the team's three 2021 ACC Tournament games.
- NC State is one of eight schools to have five or more players averaging 5+ rebounds per game in the early season. Mimi Collins (7.5) and River Baldwin (6.3) lead the way in what is a true team effort

that has seen a different team leader on the boards in each of the first four games.

- The Wolfpack is ranked in the national top 30 in: fewest fouls per game (5th - 11.5), free throw percentage (7th - .849), rebound margin (13th - +17.0), rebound average (14th - 48.8), blocks per game (14th - 6.2), scoring margin (19th - +29.0), three point percentage defense (20th - .208) and field goal percentage defense (28th - .327).
- The Wolfpack's non-conference schedule is the fifth-toughest among Power schools as it relates to average opponent final NET from last season. The team's 2023-24 non-conference opponents had an average 2022-23 NET of 110. NC State ranks behind only Maryland, Tennessee, South Carolina and Iowa in this category.
- NC State was picked to finish eighth in the ACC after tying for eighth last season. 2022-23 marked the first time since 2015-16 that the Pack has finished outside the top four in the league. As of Nov. 20, the Pack is one of six remaining unbeaten teams in the ACC.
- NC State was one of eight programs nationally to send its football, men's basketball, women's basketball and baseball teams to the postseason in 2022-23.

### SERIES HISTORY (NC STATE LEADS 4-2)

- Thursday marks the seventh all-time meeting between NC State and Kentucky. The teams met for the first time in the 1980 AIAW Region Tournament and most recently faced off in the second round of the 2019 NCAA Tournament.

## POSSIBLE PACK STARTERS (BASED ON LAST GAME)

<b>1</b>	<b>River Baldwin</b> Gr. • C • 6-5	• First start of NC State career in season opener and started all four games; 5+ rebounds in each; 26 away from 500 on career • Missed just one contest since joining the Wolfpack ahead of 2022-23 season; averaged 5.7 points and 4.0 rebounds last year • Played 117 career games, all in the ACC, and averages 5.4 points and 4.1 rebounds on her four-year career • Only Wolfpack player with multiple double-doubles in 2022-23, accomplishing that feat against West Virginia (18 points and 11 rebounds) and Davidson (11 points, 11 rebounds); scored in double figures five times last season and 19 times in career
<b>2</b>	<b>Mimi Collins</b> Gr. • F • 6-3	• Double figures in three of first four games of season; recently notched season-high 18 against Elon with 8-of-8 shooting mark; team leader in rebounding through first four contests of 2023-24; just hit 1,000 points on her career in Sunday's game • Played all 36 games since joining Wolfpack ahead of 2022-23; averaged 6.9 points and 4.0 rebounds last year • Notched first double-double of Wolfpack career with 10 points and team-leading 11 rebounds vs. Rhode Island on Sunday • Played team-high 129 career games with career averages of 7.8 points and 4.7 rebounds per game
<b>10</b>	<b>Aziha James</b> Jr. • G • 5-9	• Team leader in scoring; only player on the team with 10+ points in all four games in 2023-24; two 20+ point outings this year • Scored career-high 26 points in season opener; also had 20 points in win against No. 2 UConn • Played in all 32 games last season and earned starting nod in last six games of the year; averaged 10.2 points, 4.3 assists, 4.7 rebounds and 2.0 steals in final games of her sophomore season; then career-high 20 points at Virginia Tech in February • Was named to the 2021-22 All-ACC Freshman Team; averages 6.7 points and 1.6 assists in 61 career games played
<b>21</b>	<b>Madison Hayes</b> Sr. • G • 6-0	• Led team in rebounding (8), assists (4) and blocks (2) while also scoring 10 points in the Pack's season opener • Scored in double figures in first three games of the year, highlighted by season-high 15 points in win over Elon • Played in all 32 games last season and earned starting nod in 25; averaged career-best 7.0 points and 3.8 rebounds last year • Posted first 20-point night of career against Clemson last December; first double-double (11 pts, 10 rebs) earlier that month • Career averages of 5.1 points and 3.8 rebounds in 81 career games played; played 62 games at NC State over last three years
<b>22</b>	<b>Saniya Rivers</b> Jr. • G • 6-1	• First double-double with career-high 33 pts and 10 rebs; first with 30+pt/5+reb/5+ast in Moore era; leads team in asts, stls • 2022-23 ACC Sixth Player of Year after averaging 8.6 pts and 5.2 rebs; led team in rebounding, steals and blocks last year • Scored in double figures 10 times in 2022-23, highlighted by season-high 22-point performance in road win at #10 Iowa • Started 12 total games last season, including the last four of the year after transitioning into the role of starting point guard • Spent first year at South Carolina where she won national title; 2021 Gatorade National Player of the Year out of high school

**QUICK NOTES**

**TEAM HISTORY**

First Season .....1974-75  
 Arena..... Reynolds Coliseum  
 Capacity.....5,500  
 All-Time Record .....1,022-490 (.676)  
 All-Time ACC Record..... 422-256 (.622)  
 NCAA Appearances.....28 (last in 2023)  
 NCAA Tournament Record..... 29-28 (.509)  
 ACC Regular-Season Titles..... 6 (1978, 80, 83, 85, 90, 2022)  
 ACC Tournament Titles.....7 (1980, 85, 87, 91, 2020, 21, 22)  
 ACC Tournament Record.....58-39 (.598)

**MEDIA RELATIONS**

Basketball Contact.....Matti Smith  
 Cell Phone.....919-880-3413  
 E-mail.....mmsmith9@ncsu.edu

**TEAM INFORMATION**

2022-23 Overall Record.....20-12  
 2022-23 ACC Record.....9-9  
 2022-23 Conference Finish.....T-8th  
 2023 ACC Tournament.....1-1 (Quarterfinals)  
 2023 Postseason.....0-1 (NCAA First Round)  
 Starters Returning/Lost.....2/3  
 Players Returning/Lost.....5/4  
 Newcomers.....8 (2 transfers, 6 freshmen)

**UNIVERSITY INFORMATION**

Location.....Raleigh, N.C.  
 Founded.....1887  
 Enrollment.....36,000+  
 Nickname.....Wolfpack  
 Colors.....Red (PMS 186) and White  
 Conference.....Atlantic Coast  
 Home Court.....Reynolds Coliseum  
 Chancellor.....Dr. Randy Woodson  
 Athletic Director.....Boo Corrigan  
 Basketball Administrator.....Stephanie Menio  
 Athletic Department Phone.....(919) 515-2101  
 Athletics Website.....GoPack.com

**2023-24 COACHING STAFF**

Head Coach.....Wes Moore (11th season at NC State)  
 Johnson University, 1984  
 Career Coaching Record.....804-250 (.763)  
 Record at NC State.....246-81 (.752)  
 Overall ACC Record.....115-49 (.701)  
 Overall ACC Tournament Record.....15-7  
 NCAA Tournament Record at NC State.....10-7  
 Associate Head Coach.....Nikki West  
 Clemson, 2000  
 Assistant Coach.....Brittany Morris  
 Seton Hall, 2013  
 Assistant Coach.....Ashley Williams  
 NC State, 2017  
 Assistant Coach/Dir. of Ops.....Houston Fancher  
 Middle Tennessee State, 1988  
 Assistant Coach/Dir. of Player Dev.....Kevin Leatherwood  
 Carson-Newman, 2014  
 Executive Director of Operations.....Rachel Stockdale  
 Director of Scouting and Video Ops.....Brandon Miller  
 Graduate Manager.....Kayla Jones

**WOLFPACK ROSTER**

**NUMERICAL**

NO.	NAME	HT.	POS.	YR.	HOMETOWN / HS / LAST SCHOOL
1	River Baldwin	6-5	C	Gr.	Andalusia, Ala. / Pleasant Home / Florida State
2	Mimi Collins	6-3	F	Gr.	Slidell, La. / Paul VI / Maryland
4	Alyssa Lewis	5-7	G	Fr.	Harrisburg, N.C. / Hickory Ridge
10	Aziaha James	5-9	G	Jr.	Virginia Beach, Va. / Princess Anne
11	Maddie Cox	6-2	F	Fr.	Flower Mound, Texas / Flower Mound
15	Lizzy Williamson	6-5	C	Gr.	Adelaide, Australia / Westminster / Southern Utah
20	Katie Peneueta	6-2	F	Jr.	Vancouver, Wash. / Heritage / Sacramento State
21	Madison Hayes	6-0	G	Sr.	Chattanooga, Tenn. / East Hamilton / Mississippi State
22	Saniya Rivers	6-1	G	Jr.	Wilmington, N.C. / Ashley / South Carolina
24	Laci Steele	5-11	G	Fr.	Edmond, Okla. / Edmond North
30	Jannah Eissa	5-8	G	Fr.	Cairo, Egypt / Greenland International School
35	Zoe Brooks	5-10	G	Fr.	Plainfield, N.J. / Saint John Vianney
42	Mallory Collier	6-3	C	Fr.	Millington, Tenn. / Bartlett

**ALPHABETICAL**

NO.	NAME	HT.	POS.	YR.	HOMETOWN / HS / LAST SCHOOL
1	River Baldwin	6-5	C	Gr.	Andalusia, Ala. / Pleasant Home / Florida State
35	Zoe Brooks	5-10	G	Fr.	Plainfield, N.J. / Saint John Vianney
42	Mallory Collier	6-3	C	Fr.	Millington, Tenn. / Bartlett
2	Mimi Collins	6-3	F	Gr.	Slidell, La. / Paul VI / Maryland
11	Maddie Cox	6-2	F	Fr.	Flower Mound, Texas / Flower Mound
30	Jannah Eissa	5-8	G	Fr.	Cairo, Egypt / Greenland International School
21	Madison Hayes	6-0	G	Sr.	Chattanooga, Tenn. / East Hamilton / Mississippi State
10	Aziaha James	5-9	G	Jr.	Virginia Beach, Va. / Princess Anne
4	Alyssa Lewis	5-7	G	Fr.	Harrisburg, N.C. / Hickory Ridge
20	Katie Peneueta	6-2	F	Jr.	Vancouver, Wash. / Heritage / Sacramento State
22	Saniya Rivers	6-1	G	Jr.	Wilmington, N.C. / Ashley / South Carolina
24	Laci Steele	5-11	G	Fr.	Edmond, Okla. / Edmond North
15	Lizzy Williamson	6-5	C	Gr.	Adelaide, Australia / Westminster / Southern Utah

**WOMEN'S BASKETBALL STAFF**

**Head Coach** : Wes Moore (Johnson University, 1984 // 11th season at NC State)  
**Associate Head Coach** : Nikki West (Clemson, 2000 // 9th overall season at NC State, 4th in a row)  
**Assistant Coach** : Brittany Morris (Seton Hall, 2013 // 3rd season at NC State)  
**Assistant Coach** : Ashley Williams (NC State 2017 // 2nd season at NC State)  
**Assistant Coach/Director of Operations** : Houston Fancher (MTSU, 1988 // 6th season at NC State)  
**Assistant Coach/Director of Player Development** : Kevin Leatherwood (Carson-Newman, 2014 // 1st season at NC State)  
**Executive Director of Operations** : Rachel Stockdale (NC State 2006 // 11th season at NC State)  
**Director of Scouting and Video Operations** : Brandon Miller (High Point, 2004 // 7th season at NC State)  
**Graduate Manager** : Kayla Jones (NC State, 2022 // 1st season at NC State)  
**Assistant Director of Creative Media** : Andrew Yates (UNCW, 2016 // 2nd season at NC State)  
**Athletic Trainer** : Brittany Blunt  
**Strength & Conditioning Coach** : Felipe Lopes

**PRONUNCIATIONS**

NAME	FIRST	LAST
Mimi Collins	Me-me	
Jannah Eissa	JAN-nuh	eye-AY-suh
Aziaha James	uh-ZEYE (rhymes with eye)-uh	
Saniya Rivers	suh-NEYE (rhymes with eye)-uh	
Katie Peneueta		PEN-uh-WET-uh

**NC STATE VS. KENTUCKY**

NC STATE (NATL RANK)	through Nov. 20 games	KENTUCKY (NATL RANK)
83.3 (41)	POINTS PER GAME	66.8 (185)
54.2 (53)	OPPONENT POINTS PER GAME	61.2 (135)
.463 (58)	FIELD GOAL PERCENTAGE	.402 (195)
.327 (28)	OPPONENT FIELD GOAL PERCENTAGE	.425 (256)
.338 (104)	THREE-POINT FIELD GOAL PERCENTAGE	.152 (346)
.208 (20)	OPPONENT THREE-POINT FIELD GOAL PERCENTAGE	.258 (94)
.849 (7)	FREE THROW PERCENTAGE	.629 (282)
48.8 (14)	REBOUND AVERAGE	39.3 (144)
+17.0 (13)	REBOUNDING MARGIN	+6.5 (85)
16.8 (60)	ASSISTS PER GAME	10.8 (271)
-1.3 (225)	TURNOVER MARGIN	+3.0 (118)
1.2 (47)	ASSIST-TURNOVER RATIO	0.8 (163)

**LAST MEETING**

**RALEIGH** – For the second consecutive season and the 13th time in program history, the 10th-ranked and third-seeded NC State women's basketball team (28-5) is headed to the NCAA Tournament Sweet 16. NC State defeated 17th-ranked and sixth-seeded Kentucky (25-8) by a final score of 72-57 on Monday evening on Kay Yow Court inside Valvano Arena at Reynolds Coliseum.

Despite a close margin that primarily remained in the single digits until midway through the fourth quarter, NC State led for a commanding 36:35 and only trailed the Wildcats for 1:57. The Wolfpack got off to a blistering start, shooting 10-of-18 (.556) from the field in the first quarter en route to taking a 25-17 lead through 10 minutes. After a DD Rogers layup made it 5-5 with 7:09 remaining in the first quarter, the Wolfpack would not trail once the rest of the way.

Kiara Leslie (26 points and 10 rebounds) led three Wolfpack players with double-doubles. Freshman center Elissa Cunane (13 points and 15 rebounds) and senior forward DD Rogers (11 points and 11 rebounds) also had outstanding performances in the win. Sophomore Kai Crutchfield scored 11 points on clutch 3-of-4 shooting from the field and tied for the game-high six assists with Cunane, while junior guard Aislinn Konig scored eight points and pulled down four rebounds.

Kentucky's SEC Freshman of the Year Rhyne Howard led her team offensively with 21 points on 8-of-21 shooting. She was joined in double figures by 18 points from Maci Morris, who is a finalist for the 2019 Ann Meyers Drysdale Shooting Guard of the Year Award.

- Every meeting between the Wolfpack and the Wildcats has been part of a midseason or postseason tournament.
- NC State is on a two-game winning streak in the series, with that streak starting with a 66-62 win on Dec. 30 1995 in the Big Four Classic.
- The Wildcats have not defeated the Pack since Dec. 28, 1984, with that game taking place in Raleigh.
- The squads most recently met in the NCAA Tournament in 2019. The Wolfpack won that game, played in its home gym, by a 72-57 score to advance to what was its second-straight Sweet 16 at the time.

- Collins is one of only five players in Division I women's basketball to attempt 8+ field goals in a game this season and not miss.
- Through the first four games, Collins has knocked down five threes to rank second on the team in that category. That is already halfway to her full-season total from 2022-23 (9) and a third of the way to the most she's made in a season in her career (14).

**STRENGTH IN THE PACK**

- Since the renovation of Reynolds Coliseum was completed in August 2016, NC State has gone 104-14 (.881) in home games.
- That record includes 58 out of 60 possible non-conference wins (both losses were to Top 25 opponents) and 46 out of 58 possible league wins.
- Another record number of season ticket holders committed to backing the Pack in 2023-24. The team sold 3,300 season tickets, hitting that mark three months before the start of the campaign.
- In 2022-23, NC State had a program-best average percent capacity (91.62%) in its home games. That number ranked second nationally behind only UConn.
- For the 2022-23 campaign, NC State's eight sellouts were all against ACC opponents. The team sold out every ACC home game except for its conference opener against Clemson.

**PARTY IN PARADISE**

- Since the 2018-19, NC State has gone a perfect 9-0 in its Thanksgiving holiday tournament games: 2-0 in the 2018 Cancun Challenge, 3-0 in the 2019 Hawaii Tournament, 2-0 in the 2021 Baha Mar Hoops event and 2-0 in the 2022 Cancun Challenge.
- In those nine wins, six were against fellow Power Five teams and one (2021 Baha Mar vs. No. 2 Maryland) was against an AP Top 5 squad.

**YEAR 50**

- 2023-24 marks the 50th season of NC State women's basketball, and the program will celebrate its tradition of excellence throughout the upcoming campaign.
- The Wolfpack is encouraging fans to use #PackWBBS50 on social media to share past memories and create new ones this year.
- NC State's largest celebration of the 50th season will take place on Dec. 3 when it hosts its annual Alumni Reunion. The team will welcome back players and staff members from all 49 previous squads with an alumni reunion and in-game recognitions. The game is being played against Illinois State, which is coached by Kristen Gillespie who was a member of the Pack's 1998 Final Four squad.
- The program created a logo to commemorate the 50th season. It prominently features Reynolds Coliseum, which has served as the Wolfpack's home arena for the entirety of its existence as a varsity team.
- The Pack played its first season as a varsity team in 1974-75. Since then, the program has amassed over 1,000 victories, 42 winning seasons, 9 top-10 final rankings, 28 NCAA Tournament appearances, 15 Sweet 16 berths, 91 All-ACC selections, 5 All-Americans and 37 1,000+ point scorers.

**JUNIOR GUARDS GOING OFF**

- Aziaha James (26 points vs. Charlotte) and Saniya Rivers (33 points vs. UConn) kicked off their junior campaigns with career highs in back-to-back games.
- Prior to James' 26-point night on Nov. 7, a member of the Pack had not scored 25+ points since March 3, 2021 when Elissa Cunane had 27 in the ACC Tournament semifinal.
- Rivers then notched the Pack's first 30+ point performance since Feb. 13, 2019 (Kiara Leslie, 30 points) and the most points scored by a member of the squad since Feb. 27, 2011 (Amber White, 33 points).
- James scored 19 of her 26 points against Charlotte in the first quarter, setting a single-quarter program record. Rivers' 15 third-quarter points against the Huskies tied for third in the quarter scoring records.
- The Wolfpack duo are the 13th and 14th players in the Moore era to notch 25+ point games. NC State has not had multiple players post 25+ point games in the same season since 2020-21.

Official Basketball Box Score – Game Totals – Final Statistics  
**#17 Kentucky vs #9 NC State**  
 (02/25/19 7:10 pm at Reynolds Coliseum (Raleigh, N.C.))

#17 Kentucky 57 • 25-8		Total	3-Ptr	Rebounds	FT-FTA		Off	Def	TP	A	To	Bk	Sf	Min
#	Player	FG	FGA	FG-FTA	FT	FTA	Off	Def	TP	A	To	Bk	Sf	Min
04	Morris, Maci	7-16	4-7	0-0	0	0	0	0	4	18	1	1	0	25
10	Howard, Rhyne	8-21	3-9	2-4	2	5	7	1	21	1	2	0	0	37
12	Paschall, Amanda	1-4	0-2	0-0	2	1	3	0	2	1	0	0	1	15
14	Wyatt, Tatyana	3-9	1-2	0-0	4	1	5	4	7	0	0	1	2	25
24	Murray, Taylor	2-7	0-1	0-0	3	2	5	4	4	4	2	0	2	38
03	McKinney, Keke	0-3	0-2	0-0	2	3	5	1	0	2	0	1	0	18
05	Green, Blair	0-2	0-2	0-0	0	1	1	2	0	0	0	0	0	6
21	Amyyagallobo, Ogechi	0-2	0-0	0-0	0	2	2	1	0	0	0	0	0	9
22	Roger, Jasia	1-5	1-4	2-2	1	1	2	1	1	2	5	1	0	27
Totals		22-69	9-29	4-6	15	16	31	19	57	10	5	2	9	200
1st FG %:		5-17	33.0%	2nd 6-10	60.0%	3rd 3-14	21.4%	4th 3-8	37.5%	Game 22.0%	21.0%	DoubleBall		
FT %:		2-4	50.0%	1-0	0.0%	0-0	0.0%	1-2	50.0%	4-6	66.7%	Rebounds		

#9 NC State 72 • 25-8		Total	3-Ptr	Rebounds	FT-FTA		Off	Def	TP	A	To	Bk	Sf	Min
#	Player	FG	FGA	FG-FTA	FT	FTA	Off	Def	TP	A	To	Bk	Sf	Min
01	Konig, Aislinn	4-9	2-6	0-1	1	3	4	2	8	1	2	0	1	33
03	Crutchfield, Kai	3-4	3-4	2-2	0	3	3	1	11	6	3	1	0	37
11	Leslie, Kiara	9-21	4-9	4-5	4	6	10	2	26	1	2	0	1	39
21	Rogers, DD	3-5	0-0	5-10	5	6	11	2	11	2	2	0	0	38
33	Cunane, Elissa	4-10	0-1	5-6	3	12	15	2	13	6	1	0	0	40
13	McGoldrick, Esra	0-0	0-0	0-0	0	0	0	0	0	0	0	0	0	1
25	Jones, Kayla	1-1	1-1	0-0	1	0	1	0	3	0	0	0	0	12
Totals		23-50	10-21	16-24	17	33	50	9	72	16	16	2	2	200
1st FG %:		10-18	55.6%	2nd 5-10	50.0%	3rd 6-14	42.9%	4th 4-8	50.0%	Game 23.0%	46.0%	DoubleBall		
FT %:		6-7	85.7%	3-3	100%	4-8	50.0%	1-0	0.0%	10-21	47.6%	Rebounds		
Off %:		1-4	25.0%	1-4	25.0%	2	100%	10-14	71.4%	16-24	66.7%	2		

Officials: Bryan Brunette, Mark Zentz, Karen Lassui, Angie Lewis  
 Technical fouls: #17 Kentucky-None. #9 NC State-None.  
 Attendance: 2683  
 2019 NCAA Tournament Second Round

Score by periods	1st	2nd	3rd	4th	Total
#17 Kentucky	17	13	18	9	57
#9 NC State	25	10	18	19	72

Last FG: UK 4th Q2: 16, ST 4th Q2: 35.  
 Largest lead: UK 09:14:09: 15, ST by 15 4th Q1:22.  
 UK led for 01:57, ST led for 36:35. Game was tied for 00:56.

Points In Off 2nd Fast  
 UK 57 12 11 17 3 3  
 ST 72 11 17 3 3 3

Score tied - 2 times.  
 Lead changed - 1 time.

**SERIES HISTORY**  
**NC STATE LEADS 1-0**

3/5/80	N	W, 71-63
3/10/81	N	L, 74-75
12/4/81	N	W, 77-67
12/28/84	H	L, 69-78
12/30/95	N	W, 66-62
3/25/19	NCAAT	W, 72-57

**CLOSER LOOK AT COLLINS**

- Mimi Collins hit 1,000 career points in the Pack's Nov. 19 win over Rhode Island, which was her 129th career game.
- Her 18 points in the Nov. 15 win over Elon checked in as the second-highest scoring performance in 36 games she's played at NC State.
- Her 14 first-quarter points in that game tied as the fifth-most in a quarter in program history.
- Collins shot a perfect 8-of-8 from the field against the Phoenix. The only better perfect shooting mark by a member of the Pack in a home game was a 9-of-9 clip by Elissa Cunane in January 2021.

SANIYA RIVERS (16 STARTS)		AZIAHA JAMES (10 STARTS)	
CAREER	IN STARTS	CAREER	IN STARTS
6.4 ppg	11.4 ppg	6.7 ppg	15.2 ppg
39.7 FG%	42.9 FG%	42.4 FG%	41.8 FG%
3.6 rpg	6.6 rpg	32.4 3FG%	38.5 3FG%
2.4 apg	4.1 apg	2.4 rpg	4.4 rpg
1.3 spg	2.3 spg	1.6 apg	3.6 apg
0.8 bpg	1.1 bpg	1.0 spg	1.7 spg

**WOLFPACK WES**  
TOP NC STATE PERFORMANCES IN  
MOORE ERA (2013-14 TO PRES.)

<b>MOST POINTS SCORED:</b>		
108	vs. NC Central, 11/29/20	W, 108-70
<b>MOST FIELD GOALS MADE:</b>		
42	vs. Syracuse, 2/22/22	W, 95-53
<b>MOST 3-POINT FIELD GOALS MADE:</b>		
16	vs. Pitt, 2/25/21	W, 83-53
	vs. Mount St. Mary's, 12/13/14	W, 85-60
<b>MOST FREE THROWS MADE:</b>		
34	vs. Louisville, 1/17/16	L, 90-92
<b>MOST FREE THROWS ATTEMPTED:</b>		
43	vs. Louisville, 1/17/16	L, 90-92
<b>MOST TOTAL REBOUNDS:</b>		
64	vs. Mount St. Mary's, 11/13/22	W, 86-38
<b>MOST OFFENSIVE REBOUNDS:</b>		
29	vs. South Alabama, 11/17/17	W, 71-50
<b>MOST ASSISTS:</b>		
28	vs. Coastal Carolina, 12/6/20	W, 98-46
<b>MOST STEALS:</b>		
17	vs. Tennessee State, 11/14/14	W, 84-55
<b>MOST BLOCKED SHOTS:</b>		
12	vs. Virginia, 1/8/23	W, 87-62
<b>FEWEST TURNOVERS:</b>		
4	2x; last at Florida State, 1/12/23	L, 71-92
<b>MOST TURNOVERS FORCED:</b>		
27	vs. North Florida, 12/4/16	W, 78-52
<b>FEWEST POINTS ALLOWED:</b>		
34	3x; last vs. Washington State	W, 62-34
<b>LARGEST MARGIN OF VICTORY:</b>		
55	vs. Elon, 11/15/23	W, 90-35
<b>HIGHEST FG PERCENTAGE:</b>		
.683	vs. NC Central, 11/29/20	W, 108-70
<b>HIGHEST 3-POINT PERCENTAGE (10+ ATT.):</b>		
.667	vs. Louisville, 1/17/16	L, 90-92
<b>LOWEST OPPONENT FG PERCENTAGE:</b>		
.190	at South Alabama, 12/19/16	W, 74-31

**NC STATE'S LAST  
10 POSTSEASONS**

YEAR	OVERALL	ACC TOURNEY	POSTSEASON
2022-23	20-12 (9-9)	1-1 (QF)	NCAA 1st Round
2021-22	29-3 (17-1)	3-0 (Champ)	NCAA Elite 8
2020-21	20-2 (12-2)	3-0 (Champ)	NCAA Sweet 16
2019-20	28-4 (14-4)	3-0 (Champ)	Canceled
2018-19	28-6 (12-4)	1-1 (SF)	NCAA Sweet 16
2017-18	26-9 (11-5)	2-1 (SF)	NCAA Sweet 16
2016-17	23-9 (12-4)	0-1 (QF)	NCAA 2nd Round
2015-16	20-11 (10-6)	1-1 (QF)	declined WNIT
2014-15	18-15 (7-9)	0-1 (RI)	WNIT 3rd Round
2013-14	25-8 (11-5)	1-1 (SF)	NCAA 1st Round

**SPECIAL START FOR 35**

- Rookie guard Zoe Brooks has played 25+ minutes off the bench in all three Wolfpack wins this season. She led the team in minutes played against Charlotte (29) and Elon (27).
- Brooks joins Jakia Brown-Turner (2019-20) as the only two Wolfpack rookies in 11 years of the Moore era to score 10+ points in their first two games.
- Coming off the bench, Brooks is one of 19 players nationally to average 10+ points and 5+ rebounds while having started zero games. She is one of only two players doing that while also adding 3+ assists per game, with her 3.8 mark in that category leading all of those 19 players.

**DEFENSIVE PROWESS**

- In the Wes Moore era, the Wolfpack has held opponents to fewer than 60 points in 154 games.
- NC State is 145-9 (.942) in such outings and is 78-1 in such games since the start of the 2018-19 campaign, with the sole loss in the last six seasons marking its Jan. 15, 2023 game at UNC. Prior to that outing, the Wolfpack had won 76 games in a row when holding teams to fewer than 60 points.
- The Pack is one of 19 teams in the nation to hold at least one opponent to 35 or fewer points in a game this season. NC State is one of just five teams to do so while scoring 90+ points of its own.

**BACK WITH THE PACK**

At the start of 2023-24, NC State brought back:

- Five of nine players from the final 2023-24 roster, all of whom posted a double-figure scoring outing last season and led or tied for the team lead in scoring at least once in 2022-23
- One player (Madison Hayes) who started 20+ games and four players (Hayes, Saniya Rivers, Mimi Collins, Aziaha James) who made at least six starts
- Last season's team leaders in rebounding (Rivers - 5.2), three-point percentage (Hayes - .364), steals (Rivers - 1.8) and blocks (Rivers - 1.0)
- Five players who averaged at least five points per game in 2022-23 - Rivers (8.6), Hayes (7.0), Collins (6.9), James (6.8) and Baldwin (5.7)
- 48.9 percent of its points scored (1,109 of 2,266)
- 49.2 percent of its made shots (422 of 858)
- 49.3 percent of its rebounds (626 of 1,270)
- 60.6 percent of its steals (132 of 218)
- 53.5 percent of its assists (230 of 430)
- 60.7 percent of its blocked shots (85 of 140)

**FRESH FACES**

NC State's freshman class is the highest-ranked group of rookies in program history. The class was ranked as high as fourth nationally by ESPN, and the four top-100 signees marked the best-ranked class coming into the ACC this season.

Included in the Pack's 2023 freshman class are:

- Zoe Brooks (ESPN No. 9) - the program's first freshman McDonald's All-American since 2019
- Mallory Collier (ESPN No. 55)
- Laci Steele (ESPN No. 56)
- Maddie Cox (ESPN No. 71)

**WOLFPACK WES**

- Head coach Wes Moore secured his 800th career win on March 2, 2023. With that victory, Moore became the fifth active, third-ever ACC and 15th NCAA Division I women's basketball coach of all time to reach the 800 wins mark. He accomplished the feat in 1,048 games across stints at NC State (242), Chattanooga (358), Francis Marion (69) and Maryville College (131).
- Moore's 804 career wins rank fifth among active NCAA Division I women's basketball head coaches and 14th all time. He has the most wins of any active coach in the ACC. Moore is also ranked 11th nationally among active coaches with his .763 career winning

percentage.

**SELLOUT TRACKER**

NC State sold out five games before the 2023-24 season tipped off on Nov. 7 and has since sold out a sixth game (North Carolina). The Pack's program record for number of sellouts is eight (hit in both 2021-22 and 2022-23), and NC State is on pace to hit that mark again this season with fewer than 200 tickets remaining for home games against Georgia Tech (Feb. 18) and Syracuse (Feb. 29).

OPPONENT	DATE	SELLOUT ANNOUNCED
UConn	Nov. 12	Oct. 19
Vanderbilt	Nov. 29	Nov. 7
Duke	Jan. 21	Nov. 6
North Carolina	Feb. 1	Nov. 17
Louisville	Feb. 5	Nov. 7
Wake Forest	March 3	Nov. 7

**NEXT WOMAN UP**

- Last season, Saniya Rivers was the third Wolfpack woman in a row to claim ACC Sixth Player of the Year honors, joining Jada Boyd (2020-21) and Diamond Johnson (2021-22).
- The Pack joins Florida State as the only two schools to win the honor three times in a row since it was established in 2007-08.
- Rivers scored in double figures nine times during the 2022-23 regular season, with five of those occurring when she came off the bench. She posted last year's season high of 22 points, which tied as the most scored by a member of the team that season, in 29 minutes of action off the bench at No. 10 Iowa.

**ACC ACTION**

- Saniya Rivers (8.9 ppg) and Mimi Collins (6.8 ppg) each scored 10+ points in at least six ACC games last season.
- In 2022-23 ACC play, NC State ranked in the league's top five in field-goal percentage defense (5th - .398) and blocked shots (4th - 4.1).
- The Wolfpack has collected 38 regular-season conference wins since the start of 2020-21 and has won those outings by an average of 15.8 points.
- NC State has not lost to an ACC opponent by 20+ points since falling by 30 at Louisville on Feb. 28, 2019.

**THREE BALL**

The Wolfpack has hit 10+ threes in 62 games under Wes Moore's leadership. NC State is 58-4 (.935) in those games and has not lost a game in which it hit at least 10 triples since Jan. 9, 2020 (UNC).

**SUSTAINING SUCCESS**

- The Wes Moore era has included some of the best years in NC State women's basketball history. In addition to reaching four NCAA Sweet 16s and winning three-straight ACC Tournament titles (2020-22), the Pack ranked seventh among all DI teams in win percentage (.840) and overall wins (136) from 2017-18 through 2021-22.
- Since the start of the 2019-20 campaign, NC State has lost 23 games. Eight of those have been by double-digit margins, and the remaining 15 losses are by an average of just 5.5 points.

**RANKED WINS UNDER MOORE**

- NC State has defeated a total of 37 nationally-ranked opponents (37-44) in the Wes Moore era.
- The Pack has defeated seven top-five foes (6-14) under Moore's leadership: No. 2 Notre Dame in 2016-17, No. 1 South Carolina in 2020-21, No. 1 Louisville in 2020-21, No. 5 Louisville in 2020-21, No. 2 Maryland in 2021-22, No. 3 Louisville in 2021-22, No. 2 UConn in 2023-24.
- NC State has hosted a total of 21 opponents ranked in the AP Top 25 since the renovation of Reynolds Coliseum (start of 2016-17

season). NC State has won 14 of those 21 home games. Prior to its Feb. 6, 2023 home loss to No. 11 Virginia Tech, the Pack had a streak of five-straight ranked wins at home.

- Since Moore took over ahead of the 2013-14 campaign, the Wolfpack has played 27 road games against AP Top 25 opponents. NC State is 9-18 in those games (6-8 against AP Top 10 opponents and 2-5 against AP Top 5 teams).

### 2023-24 REWIND

- NC State went 20-12 overall in 2022-23 and ended its season in the first round of the NCAA Tournament. The postseason berth was its sixth in a row, the longest such NCAA Tournament streak for the Pack since 1995-2001.
- Last year was the Pack's 10th winning season and ninth 20+ win season in 10 completed years of the Moore era. NC State now has eight 20+ win seasons in a row, marking the longest such streak since the team had nine consecutive 20+ win seasons from 1976-77 through 1984-85.
- The team went 9-9 in league action to place tied for eighth in the ACC.
- NC State had the tiebreaker to end up as the No. 8 seed for the conference tournament where it won its first game against Syracuse before falling to a top-15 Notre Dame team in the quarterfinal.
- The Pack defeated three ranked opponents last season in No. 10 Iowa, No. 7 Notre Dame and No. 19 UNC. NC State was 3-6 in games played against ranked teams in 2022-23.
- Going into the 2023 NCAA Tournament, the Wolfpack was ranked No. 17 in the NCAA Evaluation Tool (NET) standings. The team's average opponent NET (69) last year ranked second nationally behind only UConn, and the team also had the nation's second-highest opponent success rating.
- The Wolfpack earned four wins over NET Top 25 teams last year, defeating Iowa, Notre Dame, Louisville and North Carolina during the regular season. The Pack's Dec. 5, 2022 win at Iowa was the only home loss for the Hawkeyes, who went on to play in the NCAA championship game.

### LOCKER ROOM RENO

Ahead of the season, NC State Athletics finished construction on a renovated and enhanced women's basketball locker room inside of Reynolds Coliseum. The space is named the Gayle and Dwain Lanier Women's Basketball Locker Room in honor of the team's loyal supporters who made the single-largest gift ever to the program.

Gayle (Class of 1982) and Dwain (Class of 1979) Lanier have a rich history of helping NC State students pursue their dreams. They established the Dwain K. and Gayle S. Lanier Scholarship endowments to help underrepresented students from North Carolina study engineering, and they generously donate to other scholarships and programs across campus. NC State Athletics is excited for this opportunity to have its student-athletes see a woman's name on their locker room every day.

The locker room was officially dedicated with an in-game recognition for the Laniers during the Nov. 12 contest against UConn.

### WELCOME HOME, KAYLA JONES

Kayla Jones, also known as KJ, returned to Raleigh as NC State women's basketball's graduate manager. She spent the last year playing professionally overseas after getting selected by the Minnesota Lynx in the 2022 WNBA Draft (round 2, pick 22). Jones earned her undergraduate degree in Sport Management from NC State in May 2021 and added a graduate certificate in Sport and Entertainment Venue Management in May 2022.

After stepping permanently into the starting five in 2019-20, Jones was considered the "glue player" for a Wolfpack team that won three-straight ACC Tournament titles, claimed the ACC regular-season crown in her graduate year and reached the NCAA Elite Eight in her final season on the squad. Jones was a First Team All-ACC honoree in 2020-21, and she earned All-ACC recognition again in 2021-22.

Jones is the program alumna turned staff member, joining assistant

coach Ashley Williams (Class of 2017) as former players under Wes Moore's leadership who now coach alongside him.

### WOLF-PUPS

NC State women's basketball secured its second-straight top-10 signing class on Nov. 8 as three high school student-athletes inked National Letters of Intent to join the squad beginning with the 2024-25 season. The Wolfpack received official commitments from ESPN No. 17 Zamareya Jones, ESPN No. 47 Devyn Quigley and Lorena Awou. The three players make up a 2024 class that has been ranked as high as 10th nationally by ESPN.

### WHAT TO WATCH FOR 2023-24 WATCH LISTS & AWARDS

#### Saniya Rivers

- Preseason - Naismith Women's Player of the Year watch list, Wooden Award Preseason Top 50
- Nov. 13 - ACC Player of the Week, NCAA National Player of the Week, USBWA Player of the Week

#### Mimi Collins

- 2024 Cheryl Miller Award preseason watch list

## WOLFPACK STREAKS

### GENERAL TEAM

Overall.....	4
NCAA Tournament.....	0
ACC Tournament.....	0
Unranked Teams.....	3
Ranked Teams.....	1
Home.....	6
Home ACC.....	2
Home Non-Conference.....	12
Home Ranked.....	2
Home Unranked.....	6
Home Unranked Non-Conference.....	55
Road.....	0
Road ACC.....	0
Road Non-Conference.....	2
Road Ranked.....	0
Road Unranked.....	0
Road Unranked Non-Conference.....	6
Neutral.....	0
Neutral Ranked.....	0
Neutral Unranked.....	0

### TEAM STATS

Shooting 30+ percent.....	11
Shooting 40+ percent.....	3
Shooting 30+ percent from three.....	0
Scoring 60+ points.....	11
Scoring 70+ points.....	
10+ assists.....	7
15 or fewer turnovers.....	1

### CONSECUTIVE GAMES WITH 3FG

Katie Peneueta.....	8
Aziah James.....	4
Saniya Rivers.....	1

### CONSECUTIVE 10+ POINT GAMES

Aziah James.....	4
Mimi Collins.....	2
Zoe Brooks.....	1
Saniya Rivers.....	1

### CONSECUTIVE DOUBLE-DOUBLES

Mimi Collins.....	1
-------------------	---

### CONSECUTIVE FREE THROWS MADE

Aziah James.....	10
Mimi Collins.....	5
Maddie Cox.....	4
River Baldwin.....	2
Saniya Rivers.....	2
Laci Steele.....	2
Madison Hayes.....	1
Katie Peneueta.....	1

### CONSECUTIVE STARTS FOR PACK

Aziah James.....	10
Saniya Rivers.....	8
River Baldwin.....	4
Mimi Collins.....	4
Madison Hayes.....	4

### CONSECUTIVE GAMES PLAYED FOR PACK

Mimi Collins.....	36
Madison Hayes.....	36
Aziah James.....	36
River Baldwin.....	16
Saniya Rivers.....	9
Zoe Brooks.....	4
Mallory Collier.....	4
Maddie Cox.....	4
Laci Steele.....	4
Lizzy Williamson.....	4

# THE LAST TIME:

## NC STATE PLAYERS

50+ points	Andrea Stinson (50) vs. Providence, 12/3/1989
40-49 points	Linda Page (42) vs. Clemson, 2/4/1984
35-39 points	Chasity Melvin (37) vs. Louisiana Tech, 3/27/1998
30-34 points	Saniya Rivers (33) vs. UConn, 11/12/2023
25-29 points	Aziaha James (26) vs. Charlotte, 11/7/2023
20+ points	Aziaha James (20) vs. Elon, 11/15/2023
20+ points off the bench	Saniya Rivers (22) at Iowa, 12/1/2022
2 players with 20+ points	S. Rivers (22)/D. Johnson (22) at Iowa, 12/1/2022
3 players with 20+ points	J. Brown-Turner (23)/K. Jones (22)/K. Crutchfield (20) vs. Virginia Tech, 1/24/2021
Back-to-back 25+ point games	E. Cunane vs. Virginia Tech (28), 1/2/2020 and vs. Virginia (26), 1/5/2020
5 players in double figures	A. James (26)/Z. Brooks (12)/M. Collins (11)/S. Rivers (11)/M. Hayes (10) vs. Charlotte, 11/7/2023
All 5 starters in double figures	J. Brown-Turner (19)/E. Cunane (15)/R. Perez (15)/K. Crutchfield (11)/K. Jones (10) at Duke, 2/13/2022
More than 5 players in double figures	R. Perez (17)/C. Hobby (12)/D. Waggoner (12)/K. Jones (12)/J. Brown-Turner (11)/G. Bryant (10) vs. Coastal Carolina, 12/6/2020
Made every shot from field (min. 7)	Mimi Collins (8-8) vs. Elon, 11/15/2023
20+ rebounds	DD Rogers (20) at Georgetown, 12/8/2018
15+ rebounds	Elissa Cunane (15) at Boston College, 12/13/2020
2 players with 10+ rebounds	Elissa Cunane (12)/Kavla Jones (11) at North Carolina, 1/30/2022
10+ made free throws	Saniya Rivers (10) vs. UConn, 11/12/2023
15+ made three throws	Dominique Wilson (15) vs. Louisville, 1/17/2016
Made every free throw (min. 10)	Elissa Cunane (10-10) vs. Virginia, 1/5/2020
10+ assists	Raina Perez (10) vs. UConn, 3/28/2022
7+ three pointers	Aislinn Konig (7) at Clemson, 1/30/2020
5+ three pointers	Aziaha James (5) vs. Charlotte, 11/7/2023
7+ steals	Saniya Rivers (8) vs. Boston College, 1/5/2023
5+ blocks	Madison Hayes (7) vs. Virginia, 1/8/2023
Double-double	Mimi Collins (10 points, 11 rebounds) vs. Rhode Island, 11/19/2023
Multiple double-doubles	E. Cunane (20 pts, 10 rebs)/J. Brown-Turner (12 pts, 11 rebs) vs. Maryland, 11/25/2021
Triple-double	Tynesha Lewis (25 points, 10 rebounds, 10 assists) vs. North Carolina, 2/21/2001
20+ points and 10+ rebounds	Saniya Rivers (33 points, 10 rebounds) vs. UConn, 11/12/2023
30+ points and 10+ rebounds	Saniya Rivers (33 points, 10 rebounds) vs. UConn, 11/12/2023
40+ points and 10+ rebounds	Linda Page (42 points, 10 rebounds) at Clemson, 2/4/1984
15+ points and 15+ rebounds	Elissa Cunane (23 points, 15 rebounds) at Boston College, 12/13/2020
20+ points and 20+ rebounds	Genia Beasley (29 points, 21 rebounds) vs. Missouri, 3/17/1978
Last second shot (<3 sec) to win game	Raina Perez (2.1 seconds) vs. Louisville, 3/7/2021
Played every minute of a game	Saniya Rivers (40) vs. Rhode Island, 11/19/2023
Played more than 40 minutes in a game	J. Brown-Turner (48)/E. Cunane (48)/K. Crutchfield (42)/R. Perez (42) vs. UConn, 3/28/2022

## NC STATE TEAM

Defeated AP Top 5 team	92-81 vs. #2 UConn, 11/12/2023
Defeated AP No. 1 team	74-60 vs. #1 Louisville, 2/1/2021
Played AP No. 1 team	57-66 vs. #1 South Carolina, 11/9/2021
Defeated AP Top 25 team	92-81 vs. #2 UConn, 11/12/2023
Unranked Wolfpack team beat ranked team	92-81 vs. #2 UConn, 11/12/2023
Advanced to the NCAA Elite Eight	2021-22 season
Reached an NCAA Final Four	1997-98 season
Scored 50+ points in a half	vs. UConn (50 in 2H), 11/12/2023
Scored 50+ points in both halves	vs. Saint Mary's (50, 51), 12/12/2021
Scored 60+ points in a half	vs. NC Central (62 in 2H), 11/29/2020
Scored fewer than 20 points in a half	at North Carolina (19 in 1H), 1/15/2023
Scored 100+ points in a game	vs. Saint Mary's (101), 12/12/2021
Scored 100+ points in a home game	vs. Saint Mary's (101), 12/12/2021
Scored 100+ points in a road game	at Howard (127), 1/31/1992
Scored 100+ points in a neutral site game	vs. Delaware State (116), 12/21/1996
Scored fewer than 50 points in a game	at North Carolina (47), 1/15/2023
Shot 50+ percent in consecutive games	vs. UConn (.525), 11/12/2023 and vs. Elon (.516), 11/15/2023
Shot 60+ percent	vs. Syracuse (.607), 3/2/2023
Shot 70+ percent	
Shot below 30 percent	at Virginia (.293), 2/12/2023
Shot below 25 percent	at Miami (.246), 12/30/2015
Shot below 30 percent and won	54-46 at South Carolina (.294), 12/3/2020
Shot 60+ percent in a half	vs. Syracuse (.677 in 2H), 3/2/2023
Shot 70+ percent in a half	at Duke (.720 in 2H), 2/13/2022
Shot 50+ percent in all four quarters	vs. Virginia, 1/8/2023
Made 10+ three pointers	vs. Charlotte (11), 11/16/2022
Did not make a three pointer	at Wake Forest, 2/9/2023

Shot 50+ percent from distance	at Iowa (.538), 12/1/2022
Shot 60+ percent from distance	vs. Florida (.647), 11/14/2021
Made 30+ free throws	vs. Louisville (34), 1/17/2016
Made fewer than five free throws	vs. West Virginia (3), 11/25/2022
Attempted 40+ free throws	vs. Louisville (43), 1/17/2016
Attempted fewer than five free throws	vs. Virginia Tech (4), 1/23/2022
Won an overtime game	77-66 (OT) vs. North Carolina, 2/16/2023
Lost an overtime game	87-91 (2OT) vs. UConn, 3/28/2022
50+ rebounds	vs. Elon (57), 11/15/2023
20+ offensive rebounds	vs. Mount St. Mary's (24), 11/13/2022
30+ assists	at Maryland (30), 1/2/1996
20+ assists	vs. Elon (20), 11/15/2023
10+ blocks	vs. Charlotte (10), 11/7/2023
7+ blocks	vs. Charlotte (10), 11/7/2023
10+ steals	vs. Rhode Island (12), 11/19/23
Forced 20+ turnovers	at Syracuse (20), 1/1/2023
Committed 20+ turnovers	vs. Princeton (20), 3/17/2023
Committed five or fewer turnovers	at Virginia Tech (5), 2/19/2023
Rallied from 10+ point deficit	vs. Rhode Island (down 10 points, 9:02, 20), 2/16/2023
Rallied from 15+ point deficit	vs. Louisville (down 16 points, 4:25 3Q), 1/20/2022
Rallied from 20+ point deficit	vs. Miami (down 20 points, 19:28 2H), 2/19/2015
Sold out Reynolds Coliseum	vs. UConn, 11/12/2023
Won by 20+ points	90-35 vs. Elon (55), 11/15/2023
Won by 30+ points	90-35 vs. Elon (55), 11/15/2023
Won by 40+ points	90-35 vs. Elon (55), 11/15/2023
Won by 50+ points	90-35 vs. Elon (55), 11/15/2023
Won by 60+ points	94-24 vs. UP-Mayaquez (70), 12/21/2003
Lost by 15-19 points	62-77 at Duke (15), 2/23/2023
Lost by 20-29 points	69-91 at UConn (22), 11/20/2022
Lost by 30+ points	62-92 at Louisville (30), 2/28/2019

## OPPOSING TEAM

Player scored 25+ points	Paige Bueckers (27), UConn, 11/12/2023
Player scored 30+ points	Ta'Niya Latson (31), Florida State, 1/12/2023
Player scored 35+ points	Caitlin Clark (45), Iowa, 12/1/2022
2 players with 20+ points	Paige Bueckers (27)/Aaliyah Edwards (21), UConn, 11/12/2023
No players in double figures	Elon, 11/15/2023
5 players in double figures	Patberg (17)/Holmes (16)/Cardano-Hillary (14)/Berger (12)/Gulbe (11), Indiana, 3/27/2021
All 5 starters in double figures	Patberg (17)/Holmes (16)/Cardano-Hillary (14)/Berger (12)/Gulbe (11), Indiana, 3/27/2021
More than 5 players in double figures	Jackson (19)/Liston (14)/Vernerrey (13)/Peters (12)/Gray (12)/Williams (11), Duke, 1/8/2012
Scored 50+ points in a half	UConn (51 in 2H), 11/20/2022
Scored 50+ points in both halves	
Scored fewer than 20 points in a half	Elon (14 in 1H), 11/15/2023
Scored 100+ points in a game	Wake Forest (100), 2/27/2011
Scored 100+ points in Reynolds Coliseum	Minnesota (100), 11/30/1991
Scored 40-49 points	Charlotte (43), 11/7/2023
Scored fewer than 40 points	Elon (35), 11/15/2023
Shot 60+ percent in a game	Holy Cross (.608), 12/31/1991
Shot 70+ percent in a game	
Shot below 30 percent in a game	Elon (.238), 11/15/2023
Shot below 25 percent in a game	Elon (.238), 11/15/2023
Shot below 30 percent in a game and won	North Carolina (.297), 1/15/2023
Shot 60+ percent in a half	Virginia Tech (.625 in 1H), 2/19/2023
Shot 70+ percent in a half	Maryland (.704 in 1H), 2/5/09
Made 10+ three pointers	Vanderbilt (10), 11/24/2022
Did not make a three pointer	Maine, 11/19/2019
Shot 50+ percent from distance	Boston College (.500), 1/5/2023
Shot 60+ percent from distance	Duke (.643), 12/29/2022
Made 30+ free throws	Florida State (33), 1/20/2013
Made fewer than five free throws	Rhode Island (2), 11/19/2023
Attempted 40+ free throws	Florida State (40), 1/20/2013
Attempted fewer than five free throws	Rhode Island (2), 11/19/2023
50+ rebounds	USF (50), 12/11/2022
10+ blocks	Syracuse (11), 2/28/2021
10+ steals	Syracuse (13), 1/1/2023
Unranked team beat ranked Wolfpack team	59-71 at Virginia, 2/12/2023

# NC STATE'S RECORD WHEN:

	VS. RANKED	ACC PLAY	OVERALL		VS. RANKED	ACC PLAY	OVERALL
Playing a ranked team	1-0	-	1-0	Having fewer TOs than opponent	-	-	-
Playing at home	1-0	-	4-0	Having equal/more TOs than opponent	1-0	-	4-0
Playing on the road	-	-	-	Having fewer than 15 TOs	-	-	2-0
Playing on a neutral floor	-	-	-	Having 15+ TOs	-	-	2-0
				Forcing 15+ opponent TOs	-	-	1-0
Leading at the half	-	-	2-0	Scoring more pts. off TOs than opponent	-	-	3-0
Trailing at the half	1-0	-	2-0				
Tied at the half	-	-	-	Owning advantage in pts. in paint	-	-	2-0
Playing an overtime game	-	-	-	Opponent owns advantage in pts. in paint	1-0	-	1-0
				Winning fast break points	1-0	-	4-0
0 players score in double figures	-	-	-	Opponent wins fast break points	-	-	-
1 players score in double figures	-	-	-	Winning second chance points	1-0	-	3-0
2 players score in double figures	-	-	-	Opponent wins 2nd chance points	-	-	1-0
3 players score in double figures	-	-	1-0				
4 players score in double figures	1-0	-	2-0	Wearing white uniforms	1-0	-	4-0
5 players score in double figures	-	-	1-0	Wearing red uniforms	-	-	-
6+ players score in double figures	-	-	-	Wearing black uniforms	-	-	-
All five starters score in double figures	-	-	-	Wearing alternate uniforms	-	-	-
Having at least one 20+ point scorer	1-0	-	3-0				
Having at least one 30+ point scorer	1-0	-	1-0	Playing in November	1-0	-	4-0
				Playing in December	-	-	-
Starters out-score opponent's starters	1-0	-	4-0	Playing in January	-	-	-
Bench out-scores opponent's bench	-	-	3-0	Playing in February	-	-	-
Opponent's starters score equal/more	-	-	-	Playing in March	-	-	-
Opponent's bench scores equal/more	1-0	-	1-0				
				Playing in the morning	-	-	-
Shooting 50+ percent from field	1-0	-	2-0	Playing in the afternoon	1-0	-	2-0
Shooting between 40-50 percent	-	-	1-0	Playing at night	-	-	2-0
Shooting between 30-40 percent	-	-	1-0				
Shooting below 30 percent	-	-	-	Playing on Sunday	1-0	-	2-0
				Playing on Monday	-	-	-
Opponent shoots 50+ percent from field	-	-	-	Playing on Tuesday	-	-	1-0
Opponent shoots 40-50 percent	1-0	-	1-0	Playing on Wednesday	-	-	1-0
Opponent shoots 30-40 percent	-	-	1-0	Playing on Thursday	-	-	-
Opponent shoots below 30 percent	-	-	2-0	Playing on Friday	-	-	-
				Playing on Saturday	-	-	-
Shooting better than opponent	1-0	-	4-0				
Shooting worse than opponent	-	-	-	Game is decided by 1-5 points	-	-	-
Shooting same as opponent	-	-	-	Game is decided by 6-9 points	-	-	1-0
				Game is decided by 10-14 points	1-0	-	1-0
Making 5+ three pointers	1-0	-	3-0	Game is decided by 15-20 points	-	-	-
Making fewer than 5 three pointers	-	-	1-0	Game is decided by 20+ points	-	-	-
Opponent makes 5+ three pointers	1-0	-	1-0	Game is decided by 30+ points	-	-	2-0
Opponent makes fewer than 5 three pointers	-	-	3-0				
				Scoring less than 50 points	-	-	-
Making more FTs than opponent	1-0	-	4-0	Scoring 50-59 points	-	-	-
Making equal/fewer FTs than opponent	-	-	-	Scoring 60-69 points	-	-	1-0
Shooting 70+ percent from FT line	1-0	-	4-0	Scoring 70-79 points	-	-	-
Shooting 80+ percent from FT line	-	-	3-0	Scoring 80-89 points	-	-	1-0
Shooting 90+ percent from FT line	-	-	1-0	Scoring 90-99 points	1-0	-	2-0
Shooting below 70 percent from FT line	-	-	-	Scoring 100+ points	-	-	-
Out-rebounding opponent	1-0	-	3-0	Giving up less than 50 points	-	-	2-0
Opponent out-rebounds NC State	-	-	1-0	Giving up 50-59 points	-	-	1-0
Teams are tied in rebounds	-	-	-	Giving up 60-69 points	-	-	-
				Giving up 70-79 points	-	-	-
Having 10+ steals	-	-	1-0	Giving up 80-89 points	1-0	-	1-0
Having more steals than opponent	-	-	2-0	Giving up 90-99 points	-	-	-
				Giving up 100+ points	-	-	-
Assisting on at least half of made FGs	-	-	3-0				
Assisting on less than half of made FGs	1-0	-	1-0				

**BY STARTING LINEUP**

Saniya Rivers, Aziaha James, Madison Hayes, Mimi Collins, River Baldwin

**RECORD**

4-0

## PACK IN THE POLLS

### ASSOCIATED PRESS (NOV. 20)

1.	South Carolina (36)	3-0
2.	UCLA	4-0
3.	Colorado	4-0
4.	Stanford	4-0
5.	Iowa	4-1
6.	UConn	3-1
7.	LSU	4-1
8.	USC	3-0
9.	Virginia Tech	2-1
10.	<b>NC State</b>	<b>4-0</b>
	Utah	4-1
12.	Texas	4-0
13.	Florida State	4-0
14.	Baylor	3-0
15.	Ohio State	2-1
16.	Kansas State	4-0
17.	Notre Dame	3-1
18.	North Carolina	4-0
19.	Tennessee	3-1
20.	Louisville	4-0
21.	Indiana	3-1
22.	Oklahoma	5-0
23.	Washington State	5-0
24.	Ole Miss	4-1
25.	Mississippi State	5-0

### COACHES POLL (NOV. 21)

1.	South Carolina (32)	4-0
2.	UCLA	4-0
3.	Stanford	4-0
4.	Colorado	4-0
5.	LSU	5-1
6.	Iowa	4-1
7.	UConn	3-1
8.	Utah	4-1
9.	Virginia Tech	3-1
10.	USC	4-0
11.	Texas	4-0
12.	Ohio State	3-1
13.	Florida State	4-0
14.	Notre Dame	3-1
15.	Louisville	4-0
16.	<b>NC State</b>	<b>4-0</b>
17.	North Carolina	4-0
18.	Baylor	3-0
19.	Indiana	3-1
20.	Oklahoma	5-0
21.	Tennessee	3-1
22.	Kansas State	4-0
23.	Ole Miss	5-1
24.	Maryland	2-2
25.	Washington State	5-0

### PACK'S WEEKLY RANKINGS

	AP	COACHES
	RV	RV
Preseason	14	18
Nov. 13/Nov. 14	14	18
Nov. 20/Nov. 21	10	16

- 70 weeks in the AP Top 5 in program history
- 201 weeks in the AP Top 10
- Fell out of AP Top 25 on Feb. 13, 2023 after 96 straight weeks in the poll; re-entered AP Top 25 on Nov. 13, 2023
- Program-best national ranking: No. 2 (14 weeks, most recently three weeks in 21-22)

## PACK STACKING UP

ACC AND NATIONAL RANKINGS  
(through Nov. 20 games)

### INDIVIDUAL

POINTS PER GAME	ACC	NATL.
Aziah James (20.2)	5	41
Saniya Rivers (17.2)	8	109

FIELD GOAL PERCENTAGE	ACC	NATL.
Saniya Rivers (.512)	13	144
Aziah James (.491)	14	179

THREE POINT PERCENTAGE	ACC	NATL.
Aziah James (.500)	3	62

THREE POINTERS PER GAME	ACC	NATL.
Aziah James (2.8)	3	54

FREE THROW PERCENTAGE	ACC	NATL.
Aziah James (.900)	8	74
Madison Hayes (.824)	15	186
Saniya Rivers (.821)	16	192

FREE THROWS MADE	ACC	NATL.
Saniya Rivers (23)	1	27
Aziah James (18)	8	84

ASSISTS PER GAME	ACC	NATL.
Saniya Rivers (5.5)	4	40
Zoe Brooks (3.8)	13	190

ASSIST-TURNOVER RATIO	ACC	NATL.
Saniya Rivers (2.44)	8	86
Zoe Brooks (1.67)	14	188

BLOCKS PER GAME	ACC	NATL.
Mimi Collins (1.0)	14	230
Madison Hayes (1.0)	14	230
Saniya Rivers (1.0)	14	230

### TEAM

CATEGORY	ACC	NATL.
Rebound Margin (+17.0)	1	13
Field-Goal Percentage Defense (.327)	1	28
Fewest Personal Fouls per game (11.5)	2	5
Free Throw Percentage (.849)	2	7
Rebounds per game (48.8)	2	14
Three-Point Defense (.208)	2	20
Scoring Margin (+29.0)	3	19
Blocks per game (6.2)	4	14
Scoring Defense (54.2)	4	53
Assists per game (16.8)	5	60
Scoring Offense (83.2)	6	41
Assist-Turnover Ratio (1.20)	6	47
Fewest Turnovers per game (14.0)	6	60
Three-Point Field-Goal Percentage (.338)	6	104
Field-Goal Percentage (.463)	7	58
Three Pointers per game (6.5)	9	133
Bench Points per game (21.0)	9	162
Steals per game (6.8)	13	260
Turnover Margin (-1.25)	14	225
Turnovers Forced per game (12.8)	14	328

## NET/RANKING BREAKDOWNS

### NC STATE

Date	NET	AP/Coaches
Preseason	—	RV/RV
Week 2	—	14/18
Week 3	—	10/16

### OPPONENTS

Team	NET then/now	AP then/now	Coaches then/now
Charlotte (11/7)	-/TBA	—	—
UConn (11/12)	-/TBA	2/6	2/7
Elon (11/15)	-/TBA	—	—
Rhode Island (11/19)	-/TBA	—	—
Kentucky (11/23)	-/TBA	—	—
Cincinnati (11/24)	-/TBA	—	—
Colorado (11/25)	-/TBA	3/3	4/4
Vanderbilt (11/29)	-/TBA	—	—
Illinois State (12/5)	-/TBA	—	—
Liberty (12/10)	—	—	—
USF (12/16)	—	—	—
Old Dominion (12/20)	—	—	—
Virginia (12/31)	—	—	—
Florida State (1/4)	—	-/13	-/13
Virginia Tech (1/7)	—	-/9	-/9
Virginia (1/11)	—	—	—
Miami (1/18)	—	—	—
Duke (1/21)	—	—	—
Clemson (1/25)	—	—	—
Boston College (1/28)	—	—	—
North Carolina (2/1)	—	-/18	-/17
Louisville (2/5)	—	-/20	-/15
Virginia Tech (2/8)	—	-/9	-/9
Pittsburgh (2/11)	—	—	—
Notre Dame (2/15)	—	-/17	-/14
Georgia Tech (2/18)	—	—	—
North Carolina (2/22)	—	-/18	-/17
Duke (2/25)	—	—	—
Syracuse (2/29)	—	—	—
Wake Forest (3/3)	—	—	—

## ACC STANDINGS (THROUGH NOV. 20)

TEAM	ACC	ACC PCT.	OVERALL	OVERALL PCT.	STREAK	
1.	Florida State	0-0	.000	4-0	1.000	W4
	Georgia Tech	0-0	.000	4-0	1.000	W4
	Louisville	0-0	.000	4-0	1.000	W4
	NC State	0-0	.000	4-0	1.000	W4
	North Carolina	0-0	.000	4-0	1.000	W4
	Miami	0-0	.000	3-0	1.000	W3
7.	Clemson	0-0	.000	4-1	.800	W1
8.	Notre Dame	0-0	.000	3-1	.750	W3
	Syracuse	0-0	.000	3-1	.750	L1
	Virginia	0-0	.000	3-1	.750	W3
	Virginia Tech	0-0	.000	3-1	.750	W2
12.	Boston College	0-0	.000	3-2	.600	W1
	Duke	0-0	.000	3-2	.600	L2
14.	Wake Forest	0-0	.000	2-3	.400	W1
15.	Pitt	0-0	.000	1-3	.250	L3



# GAME BREAKDOWNS

## STAT LEADERS

OPPONENT (DATE)	RESULT	POINTS	REBOUNDS	ASSISTS	BLOCKS	STEALS	MINUTES
Charlotte (11/7)	W, 84-43	Aziahah James (26)	Madison Hayes (8)	Madison Hayes (4)	4 players tied (2)	Aziahah James (2)	Zoe Brooks (29)
UConn (11/12)	W, 92-81	Saniya Rivers (33)	Saniya Rivers (10)	Saniya Rivers (5)	Saniya Rivers (3)	Saniya Rivers (3)	Saniya Rivers (38)
Elon (11/15)	W, 90-35	Aziahah James (20)	Maddie Cox (9)	Saniya Rivers (7)	Zoe Brooks (2)	6 players tied (1)	Zoe Brooks (27)
Rhode Island (11/19)	W, 67-58	Saniya Rivers (19)	Mimi Collins (11)	Saniya Rivers (7)	Madison Hayes (2)	Saniya Rivers (6)	Saniya Rivers (40)

## STARTERS

DATE	OPPONENT	RESULT	1 (PTS)	2 (PTS)	3 (PTS)	4 (PTS)	5 (PTS)
11/7	Charlotte	W, 84-43	Saniya Rivers (11)	Aziahah James (26)	Madison Hayes (10)	Mimi Collins (11)	River Baldwin (0)
11/12	UConn	W, 92-81	Saniya Rivers (33)	Aziahah James (18)	Madison Hayes (10)	Mimi Collins (8)	River Baldwin (6)
11/15	Elon	W, 90-35	Saniya Rivers (6)	Aziahah James (20)	Madison Hayes (15)	Mimi Collins (18)	River Baldwin (2)
11/19	Rhode Island	W, 67-58	Saniya Rivers (19)	Aziahah James (17)	Madison Hayes (1)	Mimi Collins (10)	River Baldwin (8)

# POINTS-REBOUNDS-ASSISTS

	#1 BALDWIN	#2 COLLINS	#4 LEWIS	#10 JAMES	#11 COX	#15 WILLIAMSON	#20 PENEUETA	#21 HAYES	#22 RIVERS	#24 STEELE	#30 EISSA	#35 BROOKS	#42 COLLIER
Charlotte (11/7)	0-5-0	11-5-1	DNP	7-5-2	0-5-0	0-4-0	DNP	10-8-4	11-4-3	8-4-1	3-0-0	12-6-3	3-4-0
UConn (11/12)	6-6-0	8-8-0	DNP	18-4-2	5-2-1	0-0-0	DNP	10-4-3	33-10-5	0-0-1	DNP	12-4-3	0-1-0
Elon (11/15)	2-6-2	18-6-1	DNP	20-5-2	6-9-1	2-3-0	DNP	15-7-1	6-4-7	8-2-0	0-1-0	7-7-5	6-3-0
Rhode Island (11/19)	8-8-0	10-11-1	DNP	17-2-2	0-2-1	0-0-0	DNP	1-2-3	19-5-7	0-0-0	DNP	10-3-4	2-1-0

POINTS LEADER*	Season	NCSU Career
Saniya Rivers	2	8
Aziaha James	2	7
Madison Hayes		2
River Baldwin		1
Mimi Collins		2

REBOUNDS LEADER*	Season	NCSU Career
Saniya Rivers	1	9
Madison Hayes	1	6
Mimi Collins	1	6
River Baldwin		6
Aziaha James		3
Maddie Cox	1	1

ASSISTS LEADER*	Season	NCSU Career
Saniya Rivers	2	18
Aziaha James		7
Madison Hayes	1	5
Mimi Collins		1

STEALS LEADER*	Season	NCSU Career
Saniya Rivers	3	17
Aziaha James	2	17
Mimi Collins		5
Madison Hayes	1	6
Maddie Cox	1	1
Laci Steele	1	1
Lizzy Williamson	1	1
River Baldwin		1

BLOCKS LEADER*	Season	NCSU Career
Saniya Rivers	1	16
Madison Hayes	2	13
River Baldwin		8
Aziaha James		5

Mimi Collins	1	5
Zoe Brooks	1	1
Mallory Collier	1	1
Lizzy Williamson	1	1

*\*Includes ties / NC State games only*

10+ POINT GAMES	Season	Career
Mimi Collins	3	45
Lizzy Williamson		28
Katie Peneueta		21
River Baldwin		19
Aziaha James	4	14
Madison Hayes	3	14
Saniya Rivers	3	13
Zoe Brooks	3	3

20+ POINT GAMES	Season	Career
Aziaha James	2	3
Lizzy Williamson		3
Mimi Collins		2
Katie Peneueta		2
Madison Hayes		1
Saniya Rivers	1	2

30+ POINT GAMES	Season	Career
Saniya Rivers	1	1
Lizzy Williamson		1

10+ REBOUND GAMES	Season	Career
Lizzy Williamson		27
Mimi Collins	1	5
River Baldwin		3
Madison Hayes		3
Saniya Rivers	1	3
Katie Peneueta		3

20+ REBOUND GAMES	Season	Career
Lizzy Williamson		2

10+ ASSIST GAMES	Season	Career
------------------	--------	--------

DOUBLE-DOUBLES	Season	Career
Lizzy Williamson		17
River Baldwin		3
Mimi Collins	1	4
Katie Peneueta		3
Saniya Rivers	1	1
Madison Hayes		1

FREE THROWS IN FINAL 5 MIN./OT (NC STATE)	Season	Career
Madison Hayes	29-41	.707
Aziaha James	16-24	.667
Saniya Rivers	18-31	.581
Mimi Collins	11-12	.917
River Baldwin	4-8	.500
Laci Steele	1-1	1.000

## GAME-BY-GAME

GAME	DATE	RESULT	FG-A	PCT.	3FG-A	PCT.	FT-A	PCT.	OR-DR-TR	PF	A	TO	STL	BLK	HT PTS.
Charlotte			14-66	.212	2-19	.105	13-18	.722	13-26-39	27	7	11	3	4	15
NC State	Nov. 7	W, 84-43	25-66	.379	9-27	.333	25-30	.833	17-42-59	18	14	12	5	10	41
#2/2 UConn			33-71	.465	7-22	.318	8-11	.727	11-18-29	22	15	12	7	0	43
NC State	Nov. 12	W, 92-81	31-59	.525	8-21	.381	22-28	.786	12-29-41	12	15	13	4	6	42
Elon			15-63	.238	2-15	.133	3-5	.600	5-15-20	19	10	13	6	4	14
NC State	Nov. 15	W, 90-35	33-64	.516	7-22	.318	17-17	1.000	13-43-57	9	20	16	6	5	44
Rhode Island			26-69	.377	4-16	.250	2-2	1.000	15-24-39	19	13	15	6	5	30
NC State	Nov. 19	W, 67-58	25-57	.439	2-7	.286	15-18	.833	10-28-38	7	18	15	12	4	26

## SPECIALTY SCORING STATS

Opponent (Date)	W/L	PTS OFF TOs		PTS IN PAINT		2ND CHANCE PTS		FAST BREAK PTS		BENCH PTS	
		ST-Opp	Margin	ST-Opp	Margin	ST-Opp	Margin	ST-Opp	Margin	ST-Opp	Margin
Charlotte (11/7)	W	19-4	+15	28-20	+8	17-11	+6	22-9	+13	26-16	+10
UConn (11/12)	W	13-18	-5	30-42	-12	12-6	+6	28-14	+14	17-18	-1
Elon (11/15)	W	17-9	+8	48-20	+28	19-2	+17	21-10	+11	29-18	+11
Rhode Island (11/19)	W	17-12	+5	38-38	0	2-11	-9	13-10	+3	12-8	+4

## QUARTERS & HALVES

	1Q	2Q	3Q	4Q
NC STATE PTS	93	60	87	93
OPP PTS	62	40	62	53
MARGIN	+31	+20	+25	+40
FG-A	33-61	22-61	26-63	33-61
FG%	.541	.361	.413	.541
OPP FG-A	24-75	18-69	25-58	21-67
OPP FG%	.320	.261	.431	.314
3FG-A	9-17	4-22	6-20	7-18
3FG%	.529	.182	.300	.389
OPP 3FG-A	5-21	2-22	5-14	3-15
OPP 3FG%	.238	.091	.357	.200
FT-A	18-19	12-17	29-34	20-23
FT%	.947	.706	.853	.870
OPP FT-A	9-11	2-4	7-11	8-9
OPP FT%	.818	.500	.636	.889
REB	50	55	48	42
REB MARGIN	+19	+17	+22	+10
AST	22	11	14	20
TO	16	18	11	11
STL	4	7	6	10
BLK	7	5	6	7

### MOST 1H POINTS

ST 44 (vs. Elon, 11/15/23)  
Opp 43 (UConn, 11/12/23)

### LARGEST HT DEFICIT

ST 4 (vs. URI, 11/19/23)  
Opp 30 (Elon, 11/15/23)

### FEWEST 1H POINTS

ST 26 (vs. URI, 11/19/23)  
Opp 14 (Elon, 11/15/23)

### LARGEST HT DEFICIT OVERCOME

ST 4 (vs. URI, 11/19/23)  
Opp

### LARGEST HT LEAD

ST 30 (vs. Elon, 11/15/23)  
Opp 4 (URI, 11/19/23)

### MOST 2H POINTS

ST 46 (vs. Elon 11/15/23)  
Opp 43 (UConn, 11/12/23)

### LARGEST HT LEAD BLOWN

ST  
Opp 4 (URI, 11/19/23)

### FEWEST 2H POINTS

ST 41 (vs. URI, 11/19/23)  
Opp 21 (Elon, 11/15/23)

## LEAD/DEFICIT BREAKDOWNS

RED BOLD: LARGEST LEAD GIVEN UP, LARGEST DEFICIT OVERCOME, LARGEST MARGIN OF VICTORY, LARGEST MARGIN OF DEFEAT

Opponent (Date)	W/L	1Q SCORE		HT SCORE		3Q SCORE		4Q SCORE		OT SCORE(S)		LARGEST LEAD	LARGEST DEFICIT	TIMES TIED	LEAD CHANGES	TIME LED (MIN.)
		ST-Opp	Margin	ST-Opp	Margin	ST-Opp	Margin	ST-Opp	Margin	ST-Opp	Margin					
Charlotte (11/7)	W	36-8	+28	41-15	+26	65-32	+33	84-43	+41	--	--	42 (4Q, :57)	--	0	0	39:41
UConn (11/12)	W	16-25	-9	42-43	-1	62-57	+5	92-81	+11	--	--	14 (4Q, 5:53)	9 (1Q, :25)	6	3	18:21
Elon (11/15)	W	28-12	+16	44-14	+30	67-27	+40	90-35	+55	--	--	57 (4Q, :46)	--	0	0	39:29
Rhode Island (11/19)	W	13-17	-4	26-30	-4	46-48	-2	67-58	+9	--	--	9 (4Q, :23)	<b>10 (2Q, 9:02)</b>	0	7	5:27

# SINGLE-GAME HIGHS & LOWS

## TEAM HIGHS

	NC STATE	OPPONENTS
POINTS	92 - vs. UConn (11/12/23)	81 - UConn (11/12/23)
FG MADE	33 - vs. Elon (11/15/23)	33 - UConn (11/12/23)
FG ATTEMPTS	66 - vs. Charlotte (11/7/23)	71 - UConn (11/12/23)
FG%	.525 - vs. UConn (11/12/23)	.465 - UConn (11/12/23)
3FG MADE	9 - vs. Charlotte (11/7/23)	7 - UConn (11/12/23)
3FG ATTEMPTS	27 - vs. Charlotte (11/7/23)	22 - UConn (11/12/23)
3FG%	.381 - vs. UConn (11/12/23)	.318 - UConn (11/12/23)
FREE THROWS MADE	25 - vs. Charlotte (11/7/23)	13 - Charlotte (11/7/23)
FREE THROW ATTEMPTS	30 - vs. Charlotte (11/7/23)	18 - Charlotte (11/7/23)
FREE THROW %	1.000 - vs. Elon (11/15/23)	.727 - UConn (11/12/23)
REBOUNDS	59 - vs. Charlotte (11/7/23)	39 (2x) - last Rhode Island (11/19/23)
OFFENSIVE REBOUNDS	17 - vs. Charlotte (11/7/23)	15 - Rhode Island (11/19/23)
ASSISTS	20 - vs. Elon (11/15/23)	15 - UConn (11/12/23)
STEALS	12 - vs. Rhode Island (11/19/23)	7 - UConn (11/12/23)
BLOCKED SHOTS	10 - vs. Charlotte (11/7/23)	5 - Rhode Island (11/19/23)
TURNOVERS	16 - vs. Elon (11/15/23)	15 - Rhode Island (11/19/23)
FOULS	18 - vs. Charlotte (11/7/23)	27 - Charlotte (11/7/23)

## TEAM LOWS

	NC STATE	OPPONENTS
POINTS	67 - vs. Rhode Island (11/19/23)	35 - Elon (11/15/23)
FG MADE	25 (2x) - last vs. Rhode Island (11/19/23)	14 - Charlotte (11/7/23)
FG ATTEMPTS	57 - vs. Rhode Island (11/19/23)	63 - Elon (11/15/23)
FG%	.379 - vs. Charlotte (11/7/23)	.212 - Charlotte (11/7/23)
3FG MADE	2 - vs. Rhode Island (11/19/23)	2 (2x) - last Elon (11/15/23)
3FG ATTEMPTS	7 - vs. Rhode Island (11/19/23)	15 - Elon (11/15/23)
3FG%	.286 - vs. Rhode Island (11/19/23)	.105 - Charlotte (11/7/23)
FREE THROWS MADE	15 - vs. Rhode Island (11/19/23)	2 - Rhode Island (11/19/23)
FREE THROW ATTEMPTS	17 - vs. Elon (11/15/23)	2 - Rhode Island (11/19/23)
FREE THROW %	.786 - vs. UConn (11/12/23)	.722 - Charlotte (11/7/23)
REBOUNDS	38 - vs. Rhode Island (11/19/23)	20 - Elon (11/15/23)
OFFENSIVE REBOUNDS	10 - vs. Rhode Island (11/19/23)	5 - Elon (11/15/23)
ASSISTS	14 - vs. Charlotte (11/7/23)	7 - Charlotte (11/7/23)
STEALS	4 - vs. UConn (11/12/23)	3 - Charlotte (11/7/23)
BLOCKED SHOTS	4 - vs. Rhode Island (11/19/23)	0 - UConn (11/12/23)
TURNOVERS	12 - vs. Charlotte (11/7/23)	11 - Charlotte (11/7/23)
FOULS	7 - vs. Rhode Island (11/19/23)	19 (2x) - last Rhode Island (11/19/23)

## INDIVIDUAL HIGHS

	NC STATE	OPPONENTS
POINTS	33 - Saniya Rivers vs. UConn (11/12/23)	27 - Paige Bueckers, UConn (11/12/23)
FG MADE	11 - Saniya Rivers vs. UConn (11/12/23)	11 - Paige Bueckers, UConn (11/12/23)
FG ATTEMPTS	19 - Saniya Rivers vs. UConn (11/12/23)	20 - Teisha Hyman, Rhode Island (11/19/23)
FG% (min. 5 made)	1.000 (8-8) - Mimi Collins vs. Elon (11/15/23)	.611 - Paige Bueckers, UConn (11/12/23)
3FG MADE	5 - Aziaha James vs. Charlotte (11/7/23)	4 - Qadence Samuels, UConn (11/12/23)
3FG ATTEMPTS	8 - Aziaha James vs. Charlotte (11/7/23)	8 - Qadence Samuels, UConn (11/12/23)
FREE THROWS MADE	10 - Saniya Rivers vs. UConn (11/12/23)	5 - Aaliyah Edwards, UConn (11/12/23)
FREE THROW ATTEMPTS	14 - Saniya Rivers vs. UConn (11/12/23)	6 - Aaliyah Edwards, UConn (11/12/23)
REBOUNDS	11 - Mimi Collins vs. Rhode Island (11/19/23)	9 - Teisha Hyman, Rhode Island (11/19/23)
OFFENSIVE REBOUNDS	5 (2x) - last River Baldwin vs. Rhode Island (11/19/23)	4 - Tracey Hueston, Charlotte (11/7/23)
ASSISTS	7 (2x) - last Saniya Rivers vs. Rhode Island (11/19/23)	6 - Nika Muhl, UConn (11/12/23)
STEALS	6 - Saniya Rivers vs. Rhode Island (11/19/23)	2 (4x) - last Mayé Touré/Ines Debroise, Rhode Island (11/19/23)
BLOCKED SHOTS	3 - Saniya Rivers vs. UConn (11/12/23)	5 - Tenin Magassa, Rhode Island (11/19/23)
TURNOVERS	4 - Aziaha James vs. Rhode Island (11/19/23)	5 - Mayé Touré, Rhode Island (11/19/23)

# SINGLE-GAME RECORDS

## TEAM

### MOST POINTS SCORED

1.	137	at Western Carolina	12/8/1990
2.	131	vs. UNCG	2/22/1979
3.	125	vs. Duke	1/19/1978
4.	120	vs. Virginia	1/12/1991
5.	119	vs. Wake Forest	1/11/1979

### FEWEST POINTS SCORED

1.	38	at Purdue	11/15/2006
2.	39	at Duke	2/11/2010
3.	42	at Florida International	11/28/2008
4.	44	vs. Virginia	1/15/1994
4.	44	vs. Duke	1/29/2003
4.	44	at Miami	12/30/2015

### MOST POINTS ALLOWED

1.	123	Virginia	1/21/1991
2.	112	Providence	12/3/1989
3.	104	Clemson	2/4/1984
4.	101	Virginia	1/11/1992
5.	100	Minnesota	1/30/1991
100		Wake Forest	2/27/2011

### FEWEST POINTS ALLOWED

1.	21	Maryland	1/25/1975
2.	24	UP-Mayaguez	12/21/2003
3.	25	UNC Asheville	11/21/1998
4.	27	Presbyterian	12/16/2010
5.	29	North Carolina A&T	12/18/2004
29		Southeast Missouri State	11/11/2011

### LARGEST MARGIN OF VICTORY

1.	84	vs. UNCG (131-47)	2/22/1979
2.	82	vs. Duke (125-43)	1/19/1978
3.	77	vs. Western Car. (116-39)	11/28/1978
77		vs. Western Car. (111-34)	2/5/1979
77		vs. Delaware St. (116-39)	12/21/1996

### FIELD GOALS MADE

1.	58	vs. UNCG	2/22/1979
2.	56	vs. Western Carolina	12/8/1990
3.	55	at Howard	1/31/1993
4.	53	at UNCG	11/28/1978
53		vs. Appalachian State	3/3/1981

### FIELD GOALS ATTEMPTED

1.	96	vs. Oral Roberts	12/21/1991
2.	95	vs. UNCG	2/22/1979
3.	94	vs. East Carolina	11/30/1978
94		vs. Central Connecticut	12/28/1990
5.	93	vs. UNCG	2/15/1977
93		vs. Western Carolina	12/8/1990

### FIELD GOAL PERCENTAGE

1.	.694	vs. Drake (43-62)	11/23/1990
2.	.683	vs. NC Central (41-60)	11/29/2020
3.	.679	vs. Howard (55-81)	1/31/1993
4.	.671	vs. Western Car. (51-76)	12/8/1984
5.	.662	vs. Maryland (43-65)	1/2/1996

### THREES MADE

1.	16	vs. Mount St. Mary's	12/13/2014
16		vs. Pitt	2/25/2021
3.	15	vs. Iowa State	11/25/2005
15		at Pitt	12/10/2021
5.	14	4 times; last vs. VT	1/24/2021

### THREES ATTEMPTED

1.	36	vs. Kansas State	11/24/2016
----	----	------------------	------------

### THREE-POINT PERCENTAGE

1.	.833	vs. Western Car. (10-12)	12/8/1990
----	------	--------------------------	-----------

### FREE THROWS MADE

1.	35	vs. Duke	1/19/1988
2.	34	vs. High Point	1/6/1978
34		vs. Louisville	1/17/2016
4.	32	vs. Virginia	1/21/1991
5.	31	vs. Texas	1/10/1981
31		vs. Clemson	3/5/1983
31		vs. UCLA	12/28/1993

### FREE THROWS ATTEMPTED

1.	48	vs. Duke	1/19/1988
2.	47	vs. High Point	1/6/1978
3.	46	vs. Clemson	1/28/1980
4.	45	vs. Texas	1/10/1981
45		at Duke	1/21/1987

### FREE THROW PERCENTAGE

1.	1.00	at Texas (16-16)	12/1/1984
1.00		at Georgia Tech (19-19)	1/3/1985
1.00		vs. BC (15-15)	2/19/2010
1.00		vs. Auburn (15-15)	3/17/2017
1.00		at Louisville (12-12)	2/1/2021
1.00		vs. Saint Mary's (13-13)	12/12/2021
1.00		vs. Elon (17-17)	11/15/2023

### REBOUNDS

1.	76	vs. Oral Roberts	12/21/1991
2.	74	vs. Appalachian State	12/8/1976
3.	71	at Chattanooga	12/31/1977
4.	68	vs. UNC Greensboro	2/22/1979
5.	66	at George Mason	11/27/1982

### ASSISTS

1.	43	vs. Western Carolina	12/8/1984
2.	35	vs. Wake Forest	1/11/1979
35		vs. UNCG	2/22/1979
35		vs. Duke	2/21/1989
5.	34	vs. Rutgers	1/12/1985
34		vs. Indiana	12/29/1986
34		vs. East Carolina	2/25/1991

### STEALS

1.	29	vs. Delaware State	12/21/1996
2.	26	vs. North Carolina A&T	12/19/1995
3.	25	vs. Duke	1/19/1978
25		at Howard	1/27/1985
25		vs. Syracuse	2/20/2022

### BLOCKS

1.	14	vs. Virginia Tech	1/2/2006
2.	12	vs. Appalachian State	12/9/1977
12		vs. Virginia	10/20/2011
12		vs. Virginia	1/8/2023
5.	11	at UNCG	11/28/1978
11		vs. North Carolina	2/23/1980
11		vs. Duke	1/19/2009
11		vs. Jacksonville	11/23/2011

### MOST TURNOVERS

1.	37	at Clemson	12/11/1976
----	----	------------	------------

### FEWEST TURNOVERS

1.	4	vs. North Carolina	2/21/2011
4		vs. Duke	1/16/2022
4		at Florida State	1/12/2023

### MARGIN OF VICTORY (HOME)

1.	82	vs. Duke	1/19/1978
----	----	----------	-----------

### MARGIN OF VICTORY (ROAD)

1.	77	at UNC Greensboro	11/28/1978
77		at Howard	1/13/1993

### LARGEST MARGIN OF VICTORY (NEUTRAL)

1.	84	vs. UNCG	2/22/1979
----	----	----------	-----------

### LARGEST MARGIN OF DEFEAT (HOME)

1.	27	vs. North Carolina	1/13/1975
----	----	--------------------	-----------

### LARGEST MARGIN OF DEFEAT (ROAD)

1.	40	at Maryland	1/30/1993
----	----	-------------	-----------

### LARGEST COMBINED SCORE

1.	243	NC State (120) Virginia (123)	1/12/1991
----	-----	----------------------------------	-----------

## INDIVIDUAL

### POINTS

1.	50	Andrea Stinson at Providence	12/3/1989
2.	42	Linda Page vs. Clemson	3/5/1983
42		Linda Page at Clemson	2/4/1984
4.	41	Trudi Lacey vs. Mercer	2/7/1981
5.	39	Linda Page vs. Wake Forest	2/12/1985

### FIELD GOALS MADE

1.	21	Andrea Stinson at Providence	12/3/89
2.	18	Linda Page at Clemson	2/4/1984
3.	17	Andrea Stinson vs. GT	1/7/1989
4.	16	Genia Beasley vs. ODU	2/11/1976
16		Linda Page vs. Wake Forest	2/12/1985
16		Andrea Stinson at Virginia	1/14/1989
16		Summer Erb vs. Idaho State	11/28/1998
16		Summer Erb at GT	1/28/1999
16		Summer Erb vs. Mississippi St.	3/13/1999

### FIELD GOALS ATTEMPTED

1.	31	Linda Page vs. Maryland	3/6/1983
2.	27	Shayla Fields vs. BC	1/29/2009
3.	26	Chasity Melvin vs. La. Tech	3/27/1998
26		Kiara Leslie at UNC	2/24/2019
5.	25	Tynesha Lewis at UNC	1/14/2001

### THREES MADE

1.	9	Jennifer Howard vs. Syracuse	12/29/1995
9		Jennifer Howard vs. Syracuse	11/28/1996
9		Myisha Goodwin-Coleman vs. GT	2/17/2013
4.	8	Tammy Gibson at Howard	1/31/1993
8		Keisha Brown vs. Iowa State	11/25/2005

### THREE-POINT PERCENTAGE (5+ ATT.)

1.	1.00	Jennifer Howard vs. WFU	2/24/1994
1.00		Len'Nique Brown-Hoskin vs. MSM	12/13/2014
1.00		Diamond Johnson vs. Kansas St.	3/21/2022
4.	.857	Tammy Gibson at Washington	12/5/1992
5.	.833	Jennifer Howard vs. GT	1/15/1995
.833		Megan Zullo vs. NC A&T	12/16/2007
.833		Marissa Kastanek vs. BC	2/19/2010
.833		Aislinn Konig vs. Kent State	11/11/2018
.833		Kiara Leslie vs. Hampton	12/5/2018
.833		Aziaha James vs. Davidson	12/15/2022

### FREE THROWS MADE

1.	17	Linda Page vs. Charlotte	11/24/1984
17		Amber White at Wake Forest	2/27/2011
3.	16	Linda Page vs. Clemson	3/5/1983
4.	15	Rhonda Mapp vs. Virginia	1/12/1991
15		Dominique Wilson vs. Louisville	1/17/2016

### FREE THROWS ATTEMPTED

1.	18	Linda Page vs. Clemson	3/5/1983
18		Amber White at Wake Forest	2/27/2011
18		Elissa Cunane vs. Elon	12/15/2019
4.	17	Linda Page vs. Charlotte	11/24/1984
17		Debbie Bertrand at UNC	1/13/1987
17		Rhonda Mapp vs. Virginia	1/12/1991
17		Dominique Wilson vs. Louisville	1/17/2016

### REBOUNDS

1.	27	Susan Yow vs. East Carolina	1/17/1976
2.	22	Chelsea Nelson vs. Duke	3/2/2018
3.	21	Genia Beasley vs. Missouri	3/17/1978
21		Rhonda Mapp vs. GT	2/23/1992
5.	20	Trudi Lacey vs. UNC	12/6/1976
20		Genia Beasley vs. App. State	12/6/1976
20		Kaayla Chones at UNC	1/3/2000
20		DD Rogers at Georgetown	12/8/2018

### ASSISTS

1.	13	Krissy Kuziemi at WFU	1/15/1992
13		Raina Perez at UNC	2/7/2021
3.	12	Robyn Mayo vs. Georgia Tech	2/3/1985
12		Carla Hillman vs. Clemson	1/3/1987
12		Debbie Bertrand vs. Maryland	2/14/1987
12		Andrea Stinson vs. California	12/28/1989
12		Danyel Parker vs. UNC	2/12/1991
12		Krissy Kuziemi at GWU	12/22/1992
12		Danyel Parker at Howard	1/31/1993
12		Umeki Webb vs. Maryland	1/2/1996
12		Monica Pope vs. Iowa State	11/25/2005

### BLOCKS

1.	8	Genia Beasley vs. UNC	1/29/1979
8		Tia Bell vs. Virginia	2/15/2009
3.	7	Trena Trice vs. Fairfield	11/29/1986
7		Kody Burke vs. Virginia	2/10/2011
7		Madison Hayes vs. Virginia	1/8/2023

### STEALS

1.	10	Angie Armstrong at Howard	11/26/1982
10		Angela Daye vs. Duke	2/5/1986
10		Danyel Parker vs. Holy Cross	12/31/1990
10		Umeki Webb vs. Delaware St.	12/21/1996
5.	9	Debbie Bertrand vs. GT	1/10/1987
9		Danyel Parker vs. FAU	12/30/1992

# ALL-TIME QUARTER RECORDS

## TEAM

### MOST POINTS SCORED

1. 39	3Q vs. NC Central	11/29/2020
2. 37	3Q vs. Wake Forest	2/17/2022
3. 36	1Q vs. Charlotte	11/7/2023
4. 34	1Q vs. Western Carolina	12/16/2015
5. 33	1Q vs. Wake Forest	12/17/2020
33	4Q at Vanderbilt	12/19/2017

### FEWEST POINTS SCORED

1. 1	1Q vs. Louisville	12/31/2017
2. 4	2Q vs. Notre Dame	3/3/2023
3. 5	3Q vs. Duke	3/2/2018
5	2Q vs. Charlotte	11/7/2023
5. 6	7 times; most recently	
	3Q at Syracuse	1/1/2023

### FEWEST POINTS ALLOWED

1. 1	2Q at Wake Forest	1/8/2017
2. 2	2Q vs. Elon	11/15/2023
3. 3	1Q vs. Wofford	11/12/2016
3	3Q at Old Dominion	11/20/2017
5. 4	9 times; most recently	
	4Q at Louisville	1/22/2023

### MOST POINTS ALLOWED

1. 36	1Q at Louisville	2/28/2019
2. 35	4Q vs. Louisville	1/17/2016
3. 34	3Q vs. Notre Dame	2/18/2019
4. 32	4Q vs. Wake Forest	2/19/2017
5. 31	4Q at Syracuse	1/12/2017
31	4Q vs. NC Central	11/29/2020
31	3Q at Florida State	1/12/2023

### LARGEST QUARTER MARGIN

1. 28 (32-4)	2Q vs. Coastal Carolina	12/6/2020
28 (36-8)	1Q vs. Charlotte	11/7/2023
3. 26 (32-6)	3Q vs. Coastal Carolina	12/6/2020
26 (30-4)	3Q at Pittsburgh	1/23/2020
26 (34-8)	1Q vs. Western Carolina	12/16/2015

### LARGEST QUARTER DEFICIT

1. 23 (13-36)	1Q at Louisville	2/28/2019
2. 19 (10-29)	3Q at Notre Dame	2/4/2016
3. 18 (13-31)	4Q at Syracuse	1/12/2017
18 (5-23)	1Q at Duke	1/7/2018
5. 17 (6-23)	3Q at Syracuse	1/1/2023

### FIELD GOALS MADE

1. 14	3Q vs. Wake Forest	2/17/2022
2. 13	3Q vs. NC Central	12/29/2020
13	1Q vs. Wake Forest	12/17/2020
4. 12	15 times; most recently	
	vs. Syracuse	2/20/2022

### FIELD GOAL ATTEMPTS

1. 26	3Q vs. Iowa	3/30/2019
2. 25	4Q vs. Wake Forest	2/19/2017

3. 24	3Q vs. North Florida	11/25/2020
24	4Q vs. Longwood	3/19/2022
24	4Q at Virginia	2/12/2023

### HIGHEST FG% (min. 10 attempts)

1. .917 (11-12)	4Q at Duke	2/13/2022
2. .867 (13-15)	3Q vs. NC Central	11/29/2020
.867 (13-15)	1Q vs. Wake Forest	12/17/2020
4. .833 (10-12)	3Q at Clemson	12/30/2021
5. .818 (9-11)	3Q vs. Pitt	2/25/2021

### LOWEST FG% (min. 10 attempts)

1. .000 (0-15)	1Q vs. Louisville	12/31/2017
2. .056 (1-18)	2Q vs. Charlotte	11/7/2023
3. .125 (2-16)	2Q vs. Syracuse	2/14/2016
.125 (2-16)	2Q vs. NC Central	12/14/2016
.125 (2-16)	3Q vs. Duke	3/2/2018

### LOWEST FG% ALLOWED (min. 10 attempts)

1. .000 (0-14)	1Q, Wofford	11/12/2016
.000 (0-11)	2Q, Wake Forest	1/18/2017
3. .056 (1-18)	2Q, Coastal Carolina	12/6/2020
.056 (1-18)	1Q, Towson	11/15/2021
5. .063 (1-16)	4Q, North Carolina	1/6/2022
.063 (1-16)	4Q, Louisville	1/22/2023

### HIGHEST FG% ALLOWED (min. 10 attempts)

1. .800 (12-15)	3Q, Georgia Tech	2/16/2020
.800 (12-16)	3Q, Florida State	1/12/2023
3. .786 (11-14)	1Q, Boston College	3/7/2020
4. .769 (10-13)	1Q, Texas	3/19/2017
.769 (10-13)	4Q, Iowa	3/30/2019
.769 (10-13)	2Q, Notre Dame	3/26/2022

### THREE POINTERS MADE

1. 8	3Q vs. Wake Forest	2/17/2022
2. 7	5 times; most recently	
	2Q vs. Virginia Tech	1/24/2021

### HIGHEST 3PT% (min. 5 attempts)

1. 1.00 (5-5)	1Q at Virginia	3/1/2020
1.00 (7-7)	2Q at Virginia	3/1/2020
1.00 (6-6)	1Q vs. Wake Forest	12/17/2020
1.00 (5-5)	4Q vs. Florida	11/14/2021
5. .889 (8-9)	3Q vs. Wake Forest	2/17/2022

### TOTAL REBOUNDS

1. 20	1Q vs. Mount St. Mary's	11/13/2022
2. 19	4Q vs. Syracuse	2/20/2022
3. 18	12 times; most recently	
	vs. 2Q Elon	11/15/2023

### REBOUND MARGIN

1. 16 (18-2)	4Q vs. Mount St. Mary's	11/13/2022
2. 14 (19-5)	4Q vs. Syracuse	2/20/2022
14 (18-4)	2Q vs. Elon	11/15/2023

## INDIVIDUAL

### SCORING

1. 19	Aziaha James	1Q vs. Charlotte	11/7/2023
2. 18	Dominique Wilson	4Q vs. Louisville	1/17/2016
3. 15	Dominique Wilson	4Q at North Carolina	1/29/2017
15	Saniya Rivers	3Q vs. UConn	11/12/2023
5. 14	Aislinn Konig	4Q vs NC Central	12/14/2016
14	Jada Boyd	3Q vs. NC A&T	11/7/2019
14	Elissa Cunane	4Q vs. Virginia Tech	1/2/2020
14	Diamond Johnson	4Q vs. Louisville	1/20/2022
14	Mimi Collins	1Q vs. Elon	12/15/2023

### REBOUNDING

1. 9	Elissa Cunane	3Q vs. North Carolina	1/26/2020
2. 8	Chelsea Nelson	2Q vs. Duke	3/2/2018
8	Elissa Cunane	1Q vs. North Texas	12/1/2019
8	Jada Boyd	3Q vs. Wake Forest	1/19/2020
8	Kayla Jones	4Q at South Carolina	12/3/2020
8	Elissa Cunane	4Q at Boston College	12/13/2020

### FIELD GOALS MADE

1. 6	Saniya Rivers	3Q vs. UConn	11/12/2023
6	Mimi Collins	1Q vs. Elon	11/15/2023
3. 5	23 times; most recently		
	Aziaha James	1Q vs. Charlotte	11/7/2023

### FIELD GOAL ATTEMPTS

1. 10	Dominique Wilson	3Q at Liberty	11/20/2015
2. 9	Dominique Wilson	1Q at North Carolina	2/21/2016
9	Dominique Wilson	1Q vs. Indiana	12/1/2016
9	Kiara Leslie	1Q vs. North Carolina	2/3/2019
9	Kiara Leslie	3Q vs. Iowa	3/30/2019
9	Diamond Johnson	4Q at Notre Dame	2/1/2022

### THREE POINTERS MADE

1. 4	Aislinn Konig	4Q vs. NC Central	12/14/2016
4	Aziaha James	1Q vs. Charlotte	11/7/2023
3. 3	34 times; most recently		
	Diamond Johnson	3Q vs. Notre Dame	1/29/2023

## 23-24 BEST QUARTERS

Most points scored.....	36 - 1Q vs. Charlotte (11/7/2023)
Fewest points allowed.....	2 - 2Q vs. Elon (11/15/2023)
FG made .....	11 - 1Q vs. Elon (11/15/2023)
FG% (min. 10 attempts).....	78.6 - 1Q vs. Elon (11/15/2023)
Fewest opponent FG made .....	1 - 2Q vs. Elon (11/15/2023)
Lowest opponent FG% (min. 10 attempts).....	6.7 - 2Q vs. Elon (11/15/2023)
3FG made .....	6 - 1Q vs. Charlotte (11/7/2023)
3FG% (min. 5 attempts).....	66.7 - 1Q vs. Charlotte (11/7/2023)
FT made .....	12 - 4Q vs. UConn (11/12/2023)
FT% (min. 5 attempts) .....	100 - 3Q vs. Elon (11/15/2023)
Most rebounds .....	18 (2x) - last 2Q vs. Elon (11/15/2023)
Largest rebound margin.....	+14 - 2Q vs. Elon (11/15/2023)
Most assists.....	9 - 1Q vs. Elon (11/15/2023)
Fewest turnovers.....	1 (3x) - last 3Q vs. Elon (11/15/2023)
Most steals.....	5 - 4Q vs. Rhode Island (11/19/2023)
Most blocks.....	4 - 1Q vs. Charlotte (11/7/2023)
Fewest personal fouls.....	0 (2x) - last 2Q vs. Rhode Island (11/19/2023)

## 23-24 LOW QUARTERS

Fewest points scored.....	5 - 2Q vs. Charlotte (11/7/2023)
Most points allowed.....	25 - 1Q vs. UConn (11/12/2023)
Fewest FG made.....	1 - 2Q vs. Charlotte (11/7/2023)
Lowest FG% (min. 10 attempts).....	5.6 - 2Q vs. Charlotte (11/7/2023)
Most opponent FG made.....	10 - 4Q vs. UConn (11/12/2023)
Highest opponent FG% (min. 10 attempts).....	57.1 - 3Q vs. Rhode Island (11/19/2023)
Fewest 3FG made.....	0 (4x) - last 3Q vs. Rhode Island (11/19/2023)
Lowest 3FG% (min. 5 attempts).....	0.0 - 2Q vs. Charlotte (11/7/2023)
Fewest FT made.....	1 - 1Q vs. Rhode Island (11/19/2023)
Lowest FT% (min. 5 attempts).....	60.0 - 2Q vs. Charlotte (11/7/2023)
Fewest rebounds .....	7 - 4Q vs. Rhode Island (11/19/2023)
Worst rebound margin.....	-1 - 1Q vs. Rhode Island (11/19/2023)
Fewest assists.....	0 - 2Q vs. Charlotte (11/7/2023)
Most turnovers .....	7 - 2Q vs. Elon (11/15/2023)
Fewest steals.....	0 (5x) - last 1Q vs. Rhode Island (11/19/2023)
Fewest blocks.....	0 (2x) - last 1Q vs. Elon (11/15/2023)
Most personal fouls.....	6 - 1Q vs. UConn (11/12/2023)



# WES MOORE

**11TH YEAR AT NC STATE // 35TH YEAR AS HEAD COACH**  
**Overall: 804-250 (.763) • NC State: 246-81 (.752) • ACC: 115-49 (.701)**

### CAREER QUICK FACTS

<b>Completed seasons: 34</b>	<b>Completed winning seasons: 33</b>	<b>Postseason appearances: 28</b>
<b>20+ win seasons: 29</b>	<b>25+ win seasons: 14</b>	<b>Coach of the Year honors: 14</b>

### NC STATE CAREER HIGHLIGHTS

- Hired by NC State in April 2013 as the fourth head coach in program history
- 2021 WBCA National Coach of the Year, 2019 Associated Press National Coach of the Year runner-up, multi-time finalist for the Naismith Women's Coach of the Year (2019, 2021, 2022)
- Guided the Wolfpack to its first Elite Eight berth since 1998 and just the second regional final in program history in 2021-22
- 2021-22 team secured first ACC regular season title in 32 years with 17-1 league mark, setting single-season program record for ACC wins; first NC State team since 1984-85 to sweep regular season and tournament crowns
- Guided Wolfpack to 2020 ACC Tournament title, the program's first conference tournament championship win since 1991, and to the repeats in 2021 and 2022 for the team's first back-to-back tournament crowns
- Led NC State to seven NCAA Tournament appearances and postseason invitations each year
- Coached his 2020-2021 NC State squad to two victories over top-ranked opponents (No. 1 South Carolina on Dec. 3 and No. 1 Louisville on Feb. 11), making his team just the third in the last 20 years to defeat two AP No. 1s in one season
- Saw program-best four-straight NCAA Sweet 16 berths (2018, 19, 21, 22); team's trip in 2018 was its first since 2007
- Earned four final AP Top 10 rankings in a row from 2018-19 through 2021-22; finished in final AP Top 25 in 2016-17 and 17-18
- Authored wins over seven top-five teams in his time at NC State: No. 2 Notre Dame (2016-17), No. 1 South Carolina (2020-21), No. 1 Louisville (2020-21), No. 5 Louisville (2020-21), No. 2 Maryland (2021-22), No. 3 Louisville (2021-22), No. 2 UConn (2023-24)
- Moore's 2018-19 squad achieved the longest winning streak and best start to a season in program history (21-0); streak made the Pack the last remaining men's or women's NCAA DI team without a loss that year
- Earned 800th victory of his head coaching career on March 2, 2023; fifth active and 15th ever NCAA DI WBB coach to do so
- Reached 200 wins at NC State on Dec. 12, 2021; fifth-fastest head coach ever to reach that milestone at ACC program
- Hit 100 ACC wins on Feb. 3, 2022; fourth-fastest head coach to reach that milestone and 11th ACC coach of all time
- 2020-21 Wolfpack team went 10-0 on Kay Yow Court for the second perfect home record in program history
- Served as women's basketball assistant coach at NC State under legendary head coach Kay Yow; during that time, the Wolfpack went 34-24 and reached the NCAA Tournament Sweet 16
- All 10 of Moore's completed seasons in Raleigh have been winning seasons and nine have included 20+ victories

### THE MOORE FILE

**NC STATE**  
 Head Coach  
 (2013 - pres.)

Record: 246-81 (115-49 ACC)

#### CHATTANOOGA

Head Coach  
 (1998-2013)  
 Record: 358-113

#### FRANCIS MARION

Head Coach  
 (1995-1998)  
 RECORD: 69-20

#### NC STATE

Assistant Coach  
 (1993-1995)  
 RECORD: 34-24

#### MARYVILLE COLLEGE

Head Coach  
 (1987-1993)  
 RECORD: 131-36

### CONFERENCE COACH OF THE YEAR (14 HONORS)

Maryville College : 1990, 1992, 1993  
 Francis Marion : 1997  
 Chattanooga : 2000, 2004, 2005, 2006, 2008, 2013  
 NC State : 2014 (ESPNW), 2017 (ACC),  
 2021 (ACC Coaches), 2022

### PERSONAL

Hometown: Dallas, Texas  
 Education: Johnson University ('84, B.S. in Religion),  
 Tennessee ('86, B.S. and M.S. in Physical Education)

### MOORE AS HEAD COACH

YEAR	SCHOOL	RECORD	CONF.	CONF. FINISH (*TOURN. CHAMP)	POSTSEASON
1987-88	Maryville College	15-12			
1988-89	Maryville College	23-6			NCAA
1989-90	Maryville College	23-5			NCAA
1990-91	Maryville College	23-6			NCAA
1991-92	Maryville College	24-4			NCAA
1992-93	Maryville College	23-3			NCAA
1995-96	Francis Marion	18-9			
1996-97	Francis Marion	21-8			NCAA
1997-98	Francis Marion	30-3			NCAA
1998-99	Chattanooga	10-17	8-10	T-7th	
1999-2000	Chattanooga	26-5	17-1	1st	WNIT Second Round
2000-01	Chattanooga	24-7	15-3	T-1st *	NCAA
2001-02	Chattanooga	23-8	14-4	T-1st *	NCAA
2002-03	Chattanooga	26-5	16-2	1st *	NCAA
2003-04	Chattanooga	29-3	20-0	1st *	NCAA Second Round
2004-05	Chattanooga	25-5	19-1	1st	WNIT Second Round
2005-06	Chattanooga	27-4	18-0	1st *	NCAA
2006-07	Chattanooga	25-8	15-3	T-1st *	NCAA
2007-08	Chattanooga	29-4	18-0	1st *	NCAA
2008-09	Chattanooga	22-10	17-3	1st	WNIT
2009-10	Chattanooga	24-9	16-4	1st *	NCAA
2010-11	Chattanooga	17-14	13-7	3rd	
2011-12	Chattanooga	22-10	16-4	3rd	WNIT
2012-13	Chattanooga	29-4	19-1	1st *	NCAA
2013-14	NC State	25-8	11-5	4th	NCAA
2014-15	NC State	18-15	7-9	T9th	WNIT Third Round
2015-16	NC State	20-11	10-6	T5th	
2016-17	NC State	23-9	12-4	T4th	NCAA Second Round
2017-18	NC State	26-9	11-5	T4th	NCAA Sweet 16
2018-19	NC State	28-6	12-4	T3rd	NCAA Sweet 16
2019-20	NC State	28-4	14-4	2nd *	Canceled
2020-21	NC State	22-3	12-2	2nd *	NCAA Sweet 16
2021-22	NC State	32-4	17-1	1st *	NCAA Elite Eight
2022-23	NC State	20-12	9-9	T8th	NCAA
2023-24	NC State	4-0			
<b>TOTALS</b>		<b>804-250</b>			<b>23 NCAA, 5 WNIT</b>





# 1 RIVER BALDWIN

**GRADUATE • CENTER • 6-5**  
**ANDALUSIA, ALA.**  
**PLEASANT HOME / FLORIDA STATE**

### SEASON STATS

PPG	RPG	FG%	FT%	APG	BPG
<b>4.0</b>	<b>6.3</b>	<b>.438</b>	<b>1.000</b>	<b>0.5</b>	<b>0.8</b>

### SEASON HIGHLIGHTS

- Scored season-high eight points in victory against Rhode Island; narrowly missed double-double with her eight rebounds ranking second on the team in that game; five of her rebounds were off the offensive glass
- Hit first two shots of the year in win over No. 2 UConn; rounded out back-to-back six-rebound performances in that contest
- Has pulled down 5+ rebounds in every game this season to rank second on the team in rebound average
- Made first start of Wolfpack career in season opener against Charlotte; one of six players with 5+ rebounds in the contest

### CAREER NOTES

- Wealth of ACC front-court experience; played all 82 of FSU's games 2019-20 through 2021-22 and in 35 of 36 games since joining the Pack
- Led 2022-23 Wolfpack team with two double-doubles against West Virginia (season-high 18 pts, 11 rebs) and Davidson (11 pts, 11 rebs)
- Notched career-high 19 points in win over North Florida in December 2019; scored 10+ points in a total of 19 games in her four-year career
- Scored 14 points in 2023 ACCT opener, most she's scored at the event in her career; shot 7-of-7 and tied for team lead with seven rebounds
- As a rookie, blocked team-leading 31 shots for FSU during the 2019-20 season and was named ACC Freshman of the Week twice that year

### GAME-BY-GAME STATS

Opponent	Date	GS	MIN	Total		3-Pointers		Free throws		Rebounds				PF	A	TO	BLK	STL	PTS	AVG
				FG-FGA	PCT	3FG-3FGA	PCT	FT-FTA	PCT	OFF	DEF	TOT	AVG							
Charlotte	11/07/2023	*	19:31	0-1	.000	0-0	.000	0-0	.000	0	5	5	5.0	3	0	2	1	0	0	0.0
UConn	11/12/2023	*	22:04	2-3	.667	0-0	.000	2-2	1.000	2	4	6	5.5	3	0	1	1	1	6	3.0
Elon	11/15/2023	*	13:32	1-2	.500	0-0	.000	0-0	.000	1	5	6	5.7	0	2	0	1	0	2	2.7
Rhode Island	11/19/2023	*	19:15	4-10	.400	0-0	.000	0-0	.000	5	3	8	6.3	0	0	3	0	0	8	4.0
<b>Totals</b>		<b>4</b>	<b>74:22</b>	<b>7-16</b>	<b>.438</b>	<b>0-0</b>	<b>.000</b>	<b>2-2</b>	<b>1.000</b>	<b>8</b>	<b>17</b>	<b>25</b>	<b>6.3</b>	<b>6</b>	<b>2</b>	<b>6</b>	<b>3</b>	<b>1</b>	<b>16</b>	<b>4.0</b>

### Player Averages

Games Played	Minutes/game	Points/game	FG Pct	3FG Pct	FT Pct	Rebounds/game	Assists/game	Turnovers/game	Assist/Turnover ratio	Steals/game	Blocks/game
4	18.6	4.0	43.8	0.0	100.0	6.3	0.5	1.5	0.3	0.3	0.8

### CAREER STATS

SEASON	TEAM	GP-GS	MIN/AVG	Field Goals		3-Point		F-Throws		Rebounds				Scoring						
				FG-FGA	FG%	3FG-3FGA	3FG%	FT-FTA	FT%	OFF	DEF	TOT	AVG	PF-FO	A	TO	BLK	STL	PTS	AVG
2019-20	FSU	32-1	483/15.1	68-120	.567	0-0	.000	45-68	.662	37	79	116	3.6	59-1	12	35	31	14	181	5.7
2020-21	FSU	19-0	340/17.9	27-64	.422	0-0	.000	14-19	.737	30	38	68	3.6	37-2	12	23	17	11	68	3.6
2021-22	FSU	31-18	564/18.2	73-134	.545	0-0	.000	39-61	.639	42	100	142	4.6	62-0	17	40	20	13	185	6.0
2022-23	NCSU	31-0	449/14.5	72-142	.507	1-2	.500	33-60	.550	44	79	123	4.0	38-0	10	44	18	4	178	5.7
2023-24	NCSU	4-4	74/18.6	7-16	.438	0-0	.000	2-2	1.000	8	17	25	6.3	6-0	2	6	3	1	16	4.0
<b>TOTAL FOR NCSU</b>	<b>35-4</b>	<b>524/15.0</b>	<b>79-158</b>	<b>.500</b>	<b>1-2</b>	<b>.500</b>	<b>35-62</b>	<b>.565</b>	<b>52</b>	<b>96</b>	<b>148</b>	<b>4.2</b>	<b>44-0</b>	<b>12</b>	<b>50</b>	<b>21</b>	<b>5</b>	<b>194</b>	<b>5.5</b>	
<b>TOTAL</b>	<b>117-23</b>	<b>1911/16.3</b>	<b>247-476</b>	<b>.519</b>	<b>1-2</b>	<b>.500</b>	<b>133-210</b>	<b>.633</b>	<b>161</b>	<b>313</b>	<b>474</b>	<b>4.1</b>	<b>202-3</b>	<b>53</b>	<b>148</b>	<b>89</b>	<b>43</b>	<b>628</b>	<b>5.4</b>	

### BALDWIN FAST FACTS

- Transferred to NC State ahead of 2022-23 after spending first three seasons of career at Florida State
- Played over 100 career games, all in the ACC
- 2019 McDonald's All-American
- Also an all-state volleyball player and state shot put champion in high school
- X : @BaldwinRiver
- IG : riverbaldwin1
- Major : Youth, Family and Community Sciences

### CAREER HIGHS

#### POINTS

Season .....8 - vs. Rhode Island (11/19/23)  
 ACC.....12 (3x) - last at Clemson (12/17/21)  
 Career .....19 - vs. North Florida (12/18/19)

#### REBOUNDS

Season .....8 - vs. Rhode Island (11/19/23)  
 ACC.....10 - at Clemson (12/8/19)  
 Career .....11 (2x) - last vs. Davidson (12/15/22)

#### FG MADE

Season .....4 - vs. Rhode Island (11/19/23)  
 ACC.....5 (2x) - last at Duke (2/16/19)  
 Career .....8 (2x) - last vs. West Virginia (11/25/22)

#### FG ATTEMPTED

Season .....10 - vs. Rhode Island (11/19/23)  
 ACC.....10 (3x) - last at Virginia Tech (2/19/23)  
 Career .....12 - vs. West Virginia (11/25/22)

#### 3FG MADE

Season .....1 - at Virginia Tech (2/19/23)  
 ACC.....1 - at Virginia Tech (2/19/23)  
 Career .....1 - at Virginia Tech (2/19/23)

#### 3FG ATTEMPTED

Season .....1 - at Virginia Tech (2/19/23)  
 ACC.....1 - at Virginia Tech (2/19/23)  
 Career .....1 - at Virginia Tech (2/19/23)

#### FT MADE

Season .....2 - vs. UConn (11/12/23)  
 ACC.....6 - at Wake Forest (1/23/20)  
 Career .....6 - at Wake Forest (1/23/20)

#### FT ATTEMPTED

Season .....2 - vs. UConn (11/12/23)  
 ACC.....8 - at Wake Forest (1/23/20)  
 Career .....8 (2x) - last vs. Davidson (12/15/22)

#### ASSISTS

Season .....2 - vs. Elon (11/15/23)  
 ACC.....3 (2x) - last at Pittsburgh (2/27/22)  
 Career .....3 (3x) - last vs. West Virginia (11/25/22)

#### STEALS

Season .....1 - vs. UConn (11/12/23)  
 ACC.....3 - vs. Clemson (1/23/22)  
 Career .....3 (2x) - last vs. Clemson (1/23/22)

#### BLOCKS

Season .....1 (3x) - last vs. Elon (11/15/23)  
 ACC.....6 - vs. Clemson (1/21/21)  
 Career .....6 - vs. Clemson (1/21/21)

#### MINUTES

Season .....22 - vs. UConn (11/12/23)  
 ACC.....37 - vs. Clemson (1/21/21)  
 Career .....37 - vs. Clemson (1/21/21)



# 2 MIMI COLLINS

**GRADUATE • FORWARD • 6-3**  
**SLIDELL, LA.**  
**PAUL VI / TENNESSEE / MARYLAND**

### SEASON STATS

PPG	RPG	FG%	3FG%	FT%	BPG
11.8	7.5	.515	.455	.889	1.0

### COLLINS FAST FACTS

- Transferred to NC State ahead of 2022-23 after spending a season at Tennessee and two at Maryland
- 2024 Katrina McClain Award preseason watch list
- Ranked No. 22 impactful transfer by ESPN coming into last season
- 2021 All-Big Ten Honorable Mention Team
- 2018 McDonald's All-American
- X : @MC\_\_23
- IG : mimi.collins23
- Major : Post-Baccalaureate Studies

### SEASON HIGHLIGHTS

- Reached 1,000 career point mark with 10 points against Rhode Island; needed exactly that coming into the game; rounded out first double-double as a member of the Pack with team-leading 11 rebounds
- Surpassed previous season high (11 points vs. Charlotte) in the first quarter alone (14 points) of home win over Elon; finished a point shy of her NC State high scoring performance with 18 on the night after shooting perfect 8-of-8 from the field
- Second on team in rebounds in win over No. 2 UConn with eight; finished just shy of double-double with eight points in that contest
- Earned starting nod in season opener against Charlotte; one of five Wolfpack players in double figures, scoring eight of her 11 in the first quarter alone; tied career high for three pointers made with three on the night

### CAREER NOTES

- Averaged 10 pts, 5.1 rebs and 1.2 assts in nine starts for Wolfpack in 2022-23; combined for 26 pts and 17 rebs in first two NC State starts
- Career-high 22 points in December 2020 win at Rutgers; highest scoring performance of last season was team-leading 19 points at Georgia
- Scored 10+ points in 45 career games; 13 double-figure games in two years with the Pack and pair of 20+ point games at Maryland
- Member of 2021 All-Big Ten Honorable Mention Team after averaging career-high 10.6 points and 6.2 rebounds for Maryland in 2020-21
- Three double-doubles as sophomore in 2020-21; played every game for Terps in 2021-22 and averaged 7.9 pts and 4.8 rebs that year

### GAME-BY-GAME STATS

Opponent	Date	GS	MIN	Total		3-Pointers		Free throws		Rebounds				PF A TO BLK STL PTS AVG							
				FG-FGA	PCT	3FG-3FGA	PCT	FT-FTA	PCT	OFF	DEF	TOT	AVG	PF	A	TO	BLK	STL	PTS	AVG	
Charlotte	11/07/2023	*	20:10	3-9	.333	3-6	.500	2-2	1.000	1	4	5	5.0	1	1	1	2	0	11	11.0	
UConn	11/12/2023	*	34:25	2-8	.250	1-3	.333	3-4	.750	4	4	8	6.5	2	0	3	2	0	8	9.5	
Elon	11/15/2023	*	22:05	8-8	1.000	1-1	1.000	1-1	1.000	1	5	6	6.3	1	1	1	0	0	18	12.3	
Rhode Island	11/19/2023	*	35:34	4-8	.500	0-1	.000	2-2	1.000	1	10	11	7.5	1	1	1	0	2	10	11.8	
<b>Totals</b>			<b>4</b>	<b>112:14</b>	<b>17-33</b>	<b>.515</b>	<b>5-11</b>	<b>.455</b>	<b>8-9</b>	<b>.889</b>	<b>7</b>	<b>23</b>	<b>30</b>	<b>7.5</b>	<b>5</b>	<b>3</b>	<b>6</b>	<b>4</b>	<b>2</b>	<b>47</b>	<b>11.8</b>

### Player Averages

Games Played	Minutes/game	Points/game	FG Pct	3FG Pct	FT Pct	Rebounds/game	Assists/game	Turnovers/game	Assist/Turnover ratio	Steals/game	Blocks/game
4	28.1	11.8	51.5	45.5	88.9	7.5	0.8	1.5	0.5	0.5	1.0

### CAREER STATS

SEASON	TEAM	GP-GS	MIN/AVG	Field Goals		3-Point		F-Throws		Rebounds				Scoring						
				FG-FGA	FG%	3FG-3FGA	3FG%	FT-FTA	FT%	OFF	DEF	TOT	AVG	PF-FO	A	TO	BLK	STL	PTS	AVG
2018-19	UT	32-4	464/14.5	64-126	.508	8-15	.533	39-57	.684	50	60	110	3.4	71-0	8	31	6	8	175	5.5
2020-21	MD	29-24	719/24.8	122-234	.521	14-36	.389	48-59	.814	58	121	179	6.2	61-0	39	42	10	27	306	10.6
2021-22	MD	32-15	807/25.2	103-250	.412	14-43	.326	32-36	.889	46	106	152	4.8	55-0	24	24	11	25	252	7.9
2022-23	NCSU	32-9	691/21.6	84-202	.416	9-39	.231	43-57	.754	37	92	129	4.0	38-0	25	30	5	17	220	6.9
2023-24	NCSU	4-4	112/28.1	17-33	.515	5-11	.455	8-9	.889	7	23	30	7.5	5-0	3	6	4	2	47	11.8
<b>TOTAL FOR NCSU</b>		<b>36-13</b>	<b>803/22.3</b>	<b>101-235</b>	<b>.430</b>	<b>14-50</b>	<b>.280</b>	<b>51-66</b>	<b>.773</b>	<b>44</b>	<b>115</b>	<b>159</b>	<b>4.4</b>	<b>43-0</b>	<b>28</b>	<b>36</b>	<b>9</b>	<b>19</b>	<b>267</b>	<b>7.4</b>
<b>TOTAL</b>		<b>129-56</b>	<b>2793/21.7</b>	<b>390-845</b>	<b>.462</b>	<b>50-144</b>	<b>.347</b>	<b>170-218</b>	<b>.780</b>	<b>198</b>	<b>402</b>	<b>600</b>	<b>4.7</b>	<b>230-0</b>	<b>99</b>	<b>133</b>	<b>36</b>	<b>79</b>	<b>1000</b>	<b>7.8</b>

### CAREER HIGHS

#### POINTS

Season ..... 18 - vs. Elon (11/15/23)  
 Conference ..... 22 - at Rutgers (2/14/21)  
 Career ..... 22 - at Rutgers (2/14/21)

#### REBOUNDS

Season ..... 11 - vs. Rhode Island (11/19/23)  
 Conference ..... 17 - at Wisconsin (1/17/21)  
 Career ..... 17 - at Wisconsin (1/17/21)

#### FG MADE

Season ..... 8 - vs. Elon (11/15/23)  
 Conference ..... 9 - at Nebraska (2/14/21)  
 Career ..... 9 (2x) - last vs. UNCW (11/18/21)

#### FG ATTEMPTED

Season ..... 9 - vs. Charlotte (11/7/23)  
 Conference ..... 16 - vs. Clemson (12/18/22)  
 Career ..... 17 - vs. UNCW (11/18/21)

#### 3FG MADE

Season ..... 3 - vs. Charlotte (11/7/23)  
 Conference ..... 3 - vs. Northwestern (3/12/21)  
 Career ..... 3 (2x) - last vs. Charlotte (11/7/23)

#### 3FG ATTEMPTED

Season ..... 6 - vs. Charlotte (11/7/23)  
 Conference ..... 6 - vs. Northwestern (3/12/21)  
 Career ..... 6 (2x) - last vs. Charlotte (11/7/23)

#### FT MADE

Season ..... 3 - vs. UConn (11/12/23)  
 Conference ..... 5 (2x) - last vs. Virginia (1/8/23)  
 Career ..... 6 (2x) - last at Georgia (12/5/22)

#### FT ATTEMPTED

Season ..... 4 - vs. UConn (11/12/23)  
 Conference ..... 6 (4x) - last vs. Virginia (1/8/23)  
 Career ..... 7 (2x) - last at Georgia (12/5/22)

#### ASSISTS

Season ..... 1 (3x) - last vs. Rhode Island (11/19/23)  
 Conference ..... 4 - at Penn State (12/31/20)  
 Career ..... 4 (2x) - last vs. Villanova (11/12/21)

#### STEALS


Season ..... 2 - vs. Rhode Island (11/19/23)  
 Conference ..... 4 - vs. Illinois (2/17/21)  
 Career ..... 4 - vs. Illinois (2/17/21)

#### BLOCKS

Season ..... 2 (2x) - last vs. UConn (11/12/23)  
 Conference ..... 2 (3x) - last vs. Michigan (1/16/22)  
 Career ..... 2 (5x) - last vs. UConn (11/12/23)

#### MINUTES

Season ..... 35 - vs. Rhode Island (11/19/23)  
 Conference ..... 37 - vs. Clemson (12/18/22)  
 Career ..... 40 - vs. Baylor (11/21/21)



# 10 AZIAHA JAMES

**JUNIOR • GUARD • 5-9**  
**VIRGINIA BEACH, VA.**  
**PRINCESS ANNE**

### SEASON STATS

PPG	FG%	3FG%	FT%	APG	SPG
20.3	.491	.500	.900	2.3	1.3

### SEASON HIGHLIGHTS

- Scored career-high 26 points in season opener against Charlotte, the second 20+ point game of her career; tallied 19 of those points in the first period alone to set a single-quarter program scoring record; tied career high with five three pointers made on the night as she led the team in scoring for the sixth time in her three-year career
- Notched third career 20+ point game against Elon, scoring 14 of those points in the opening half and leading the team in scoring again
- Posted 18 points in win over No. 2 UConn despite playing limited minutes in the middle of the game due to foul trouble; ranked second on team in scoring in the performance
- Remained only member of the Pack to score in double figures in each of first four games with 17 in win over Rhode Island; scored seven straight points to help put NC State ahead late in the fourth quarter after trailing for most of the game

### CAREER NOTES

- Earned starting nod for first time in career in February 2023 game at VT; scored then career-high 20 pts to lead team and hit 3-of-6 triples
- Started final six contests of 2022-23; averaged 10.2 points, 4.3 assists, 4.7 rebounds and 2.0 steals per game in those outings
- Shot 5-of-6 from distance in 19-point outing against Davidson in December 2022; percentage tied for fourth in single-game program records
- One of two players on 2022-23 team with a seven-assist game; accomplished that mark twice in ACC games against Florida State and Pitt
- Named to 2022 All-ACC Freshman Team after playing in 25 games that year and scoring 4.2 points to rank eighth among all league rookies

### GAME-BY-GAME STATS

Opponent	Date	GS	MIN	Total		3-Pointers		Free throws		Rebounds				PF	A	TO	BLK	STL	PTS	AVG	
				FG-FGA	PCT	3FG-3FGA	PCT	FT-FTA	PCT	OFF	DEF	TOT	AVG								
Charlotte	11/07/2023	*	23:39	7-12	.583	5-8	.625	7-8	.875	0	5	5	5.0	2	2	1	0	2	26	26.0	
UConn	11/12/2023	*	21:38	6-13	.462	3-6	.500	3-4	.750	0	4	4	4.5	3	2	1	0	0	18	22.0	
Elon	11/15/2023	*	23:16	8-15	.533	2-6	.333	2-2	1.000	1	4	5	4.7	3	3	2	0	1	20	21.3	
Rhode Island	11/19/2023	*	36:01	5-13	.385	1-2	.500	6-6	1.000	0	2	2	4.0	1	2	4	0	2	17	20.3	
<b>Totals</b>			<b>4</b>	<b>104:34</b>	<b>26-53</b>	<b>.491</b>	<b>11-22</b>	<b>.500</b>	<b>18-20</b>	<b>.900</b>	<b>1</b>	<b>15</b>	<b>16</b>	<b>4.0</b>	<b>9</b>	<b>9</b>	<b>8</b>	<b>0</b>	<b>5</b>	<b>81</b>	<b>20.3</b>

### Player Averages

Games Played	Minutes/ game	Points/ game	FG Pct	3FG Pct	FT Pct	Rebounds/ game	Assists/ game	Turnovers/ game	Assist/Turnover ratio	Steals/ game	Blocks/ game
4	26.1	20.3	49.1	50.0	90.0	4.0	2.3	2.0	1.1	1.3	0.0

### CAREER STATS

SEASON TEAM	GP-GS	MIN/AVG	Field Goals		3-Point		F-Throws		Rebounds				Scoring							
			FG-FGA	FG%	3FG-3FGA	3FG%	FT-FTA	FT%	OFF	DEF	TOT	AVG	PF-FO	A	TO	BLK	STL	PTS	AVG	
2021-22	NCSU	25-0	237/9.5	43-101	.426	12-41	.293	8-21	.381	23	18	41	1.6	14-0	14	12	3	16	106	4.2
2022-23	NCSU	32-6	601/18.8	85-209	.407	21-73	.288	28-44	.636	26	66	92	2.9	42-3	73	42	9	37	219	6.8
2023-24	NCSU	4-4	105/26.1	26-53	.491	11-22	.500	18-20	.900	1	15	16	4.0	9-0	9	8	0	5	81	20.3
<b>TOTAL</b>	<b>61-10</b>	<b>943/15.5</b>	<b>154-363</b>	<b>.424</b>	<b>44-136</b>	<b>.324</b>	<b>54-85</b>	<b>.635</b>	<b>50</b>	<b>99</b>	<b>149</b>	<b>2.4</b>	<b>65-3</b>	<b>96</b>	<b>62</b>	<b>12</b>	<b>58</b>	<b>406</b>	<b>6.7</b>	

### JAMES FAST FACTS

- 2022 ACC All-Freshman Team
- 2020 VHSL 5A Player of the Year in high school
- Nickname : Za-Za
- X : @YoungBuc\_2021
- IG : lefty\_2021
- Major : Applied Education Studies

### CAREER HIGHS

#### POINTS

Season ..... 26 - vs. Charlotte (11/7/23)  
 ACC..... 20 - at Virginia Tech (2/19/23)  
 Career ..... 26 - vs. Charlotte (11/7/23)

#### REBOUNDS

Season ..... 5 (2x) - last vs. Elon (11/15/23)  
 ACC..... 7 - vs. Miami (1/19/23)  
 Career ..... 7 - vs. Miami (1/19/23)

#### FG MADE

Season ..... 8 - vs. Elon (11/15/23)  
 ACC..... 7 - vs. North Carolina (2/16/23)  
 Career ..... 8 - vs. Elon (11/15/23)

#### FG ATTEMPTED

Season ..... 15 - vs. Elon (11/15/23)  
 ACC..... 13 - vs. North Carolina (2/16/23)  
 Career ..... 15 - vs. Elon (11/15/23)

#### 3FG MADE

Season ..... 5 - vs. Charlotte (11/7/23)  
 ACC..... 3 - at Virginia Tech (2/19/23)  
 Career ..... 5 (2x) - last vs. Charlotte (11/7/23)

#### 3FG ATTEMPTED

Season ..... 8 - vs. Charlotte (11/7/23)  
 ACC..... 6 - at Virginia Tech (2/19/23)  
 Career ..... 8 - vs. Charlotte (11/7/23)

#### FT MADE

Season ..... 7 - vs. Charlotte (11/7/23)  
 ACC..... 5 - at Virginia Tech (2/19/23)  
 Career ..... 7 - vs. Charlotte (11/7/23)

#### FT ATTEMPTED

Season ..... 8 - vs. Charlotte (11/7/23)  
 ACC..... 6 - vs. North Carolina (2/19/23)  
 Career ..... 8 (2x) - last vs. Charlotte (11/7/23)

#### ASSISTS

Season ..... 3 - vs. Elon (11/15/23)  
 ACC..... 7 (2x) - last vs. Pitt (2/26/23)  
 Career ..... 7 (2x) - last vs. Pitt (2/26/23)

#### STEALS

Season ..... 2 (2x) - last vs. Rhode Island (11/19/23)  
 ACC..... 3 - vs. Clemson (1/23/22)  
 Career ..... 3 (2x) - last vs. Clemson (1/23/22)

#### BLOCKS

Season .....  
 ACC..... 1 (3x) - last vs. Pitt (2/26/23)  
 Career ..... 2 (2x) - last vs. USF (12/11/22)

#### MINUTES

Season ..... 36 - vs. Rhode Island (11/19/23)  
 ACC..... 33 - vs. Miami (1/19/23)  
 Career ..... 36 - vs. Rhode Island (11/19/23)



# 11 MADDIE COX

**FRESHMAN • FORWARD • 6-2  
FLOWER MOUND, TEXAS  
FLOWER MOUND**

### SEASON STATS

PPG	RPG	FG%	FT%	APG	BPG
2.8	4.5	.300	1.000	0.8	0.5

### SEASON HIGHLIGHTS

- Team-leading nine rebounds in victory against Elon with that number ranking as her highest early in her career; tacked on season-high six points, with four of those coming from perfect trips to the charity stripe
- Scored first collegiate points with five in win over No. 2 UConn; notched those in a quick spurt off the bench to help the Wolfpack maintain close distance with Huskies in the eventual win
- Made NC State and collegiate debut in season opener against Charlotte; one of six players with 5+ rebounds in the contest
- Seen action in all four games this season

### PRIOR TO COLLEGE

- Ranked the No. 71 player in the class of 2023 by ESPN; ESPN scouts grade of 93
- Averaged a double-double as a high school senior with 17.2 points and 11.9 rebounds per game
- Surpassed the 1,000 career points mark during the 2022-23 season; also set Flower Mound school record for total assists as a senior
- Three-time All-State selection and Texas Girls Coaches Association All-Star honoree
- Nike EYBL Iowa Region champion and PassThaBall MVP; nominee for the 2023 McDonald's All-America Game

### GAME-BY-GAME STATS

Opponent	Date	GS	MIN	Total		3-Pointers		Free throws		Rebounds					PTS		AVG			
				FG-FGA	PCT	3FG-3FGA	PCT	FT-FTA	PCT	OFF	DEF	TOT	AVG	PF	A	TO		BLK	STL	
Charlotte	11/07/2023		16:17	0-4	.000	0-2	.000	0-0	.000	1	4	5	5.0	0	0	1	1	0	0	0.0
UConn	11/12/2023		16:38	2-2	1.000	1-1	1.000	0-0	.000	0	2	2	3.5	0	1	0	0	0	5	2.5
Elon	11/15/2023		16:26	1-3	.333	0-1	.000	4-4	1.000	0	9	9	5.3	0	1	2	0	1	6	3.7
Rhode Island	11/19/2023		13:45	0-1	.000	0-1	.000	0-0	.000	1	1	2	4.5	1	1	3	1	0	0	2.8
<b>Totals</b>		<b>0</b>	<b>63:06</b>	<b>3-10</b>	<b>.300</b>	<b>1-5</b>	<b>.200</b>	<b>4-4</b>	<b>1.000</b>	<b>2</b>	<b>16</b>	<b>18</b>	<b>4.5</b>	<b>1</b>	<b>3</b>	<b>6</b>	<b>2</b>	<b>1</b>	<b>11</b>	<b>2.8</b>

### Player Averages

Games Played	Minutes/ game	Points/ game	FG Pct	3FG Pct	FT Pct	Rebounds/ game	Assists/ game	Turnovers/ game	Assist/Turnover ratio	Steals/ game	Blocks/ game
4	15.8	2.8	30.0	20.0	100.0	4.5	0.8	1.5	0.5	0.3	0.5

### CAREER STATS

SEASON	TEAM	GP-GS	MIN/AVG	FG-FGA	FG%	3FG-3FGA	3FG%	FT-FTA	FT%	OFF	DEF	TOT	AVG	PF-FO	A	TO	BLK	STL	PTS	AVG
2023-24	NCSU	4-0	63/15.8	3-10	.300	1-5	.200	4-4	1.000	2	16	18	4.5	1-0	3	6	2	1	11	2.8
<b>TOTAL</b>		<b>4-0</b>	<b>63/15.8</b>	<b>3-10</b>	<b>.300</b>	<b>1-5</b>	<b>.200</b>	<b>4-4</b>	<b>1.000</b>	<b>2</b>	<b>16</b>	<b>18</b>	<b>4.5</b>	<b>1-0</b>	<b>3</b>	<b>6</b>	<b>2</b>	<b>1</b>	<b>11</b>	<b>2.8</b>

### COX FAST FACTS

- Texas Girls Coaches Association All-Star
- Three-time All-State honoree
- Mother, Brenda, played at SMU and father, Dennis, played at Central Methodist; all three older sisters were/are collegiate athletes
- X: @maddiecox\_23
- IG: maddiecox\_23
- Major: Exploratory Studies

### CAREER HIGHS

#### POINTS

Season .....6 - vs. Elon (11/15/23)  
ACC.....  
Career .....6 - vs. Elon (11/15/23)

#### REBOUNDS

Season .....9 - vs. Elon (11/15/23)  
ACC.....  
Career .....9 - vs. Elon (11/15/23)

#### FG MADE

Season .....2 - vs. UConn (11/12/23)  
ACC.....  
Career .....2 - vs. UConn (11/12/23)

#### FG ATTEMPTED

Season .....4 - vs. Charlotte (11/7/23)  
ACC.....  
Career .....4 - vs. Charlotte (11/7/23)

#### 3FG MADE

Season .....1 - vs. UConn (11/12/23)  
ACC.....  
Career .....1 - vs. UConn (11/12/23)

#### 3FG ATTEMPTED

Season .....2 - vs. Charlotte (11/7/23)  
ACC.....  
Career .....2 - vs. Charlotte (11/7/23)

#### FT MADE

Season .....4 - vs. Elon (11/15/23)  
ACC.....  
Career .....4 - vs. Elon (11/15/23)

#### FT ATTEMPTED

Season .....4 - vs. Elon (11/15/23)  
ACC.....  
Career .....4 - vs. Elon (11/15/23)

#### ASSISTS

Season .....1 (3x) - last vs. Rhode Island (11/19/23)  
ACC.....  
Career .....1 (3x) - last vs. Rhode Island (11/19/23)

#### STEALS

Season .....1 - vs. Elon (11/15/23)  
ACC.....  
Career .....1 - vs. Elon (11/15/23)

#### BLOCKS

Season .....1 (2x) - last vs. Rhode Island (11/19/23)  
ACC.....  
Career .....1 (2x) - last vs. Rhode Island (11/19/23)

#### MINUTES

Season .....16 (3x) - last vs. Elon (11/15/23)  
ACC.....  
Career .....16 (3x) - last vs. Elon (11/15/23)



# 15 LIZZY WILLIAMSON

**GRADUATE • CENTER • 6-5**  
**ADELAIDE, AUSTRALIA**  
**WESTMINSTER / SOUTHERN UTAH**

### SEASON STATS

PPG	RPG	FG%	FT%	SPG	BPG
0.5	1.8	.250	-	0.3	0.8

### SEASON HIGHLIGHTS

- Scored first points as a member of the Pack in the team's victory over Elon
- Made NC State debut in season opener against Charlotte; tied for team lead with a pair of blocked shots on the night
- Seen action in all four games this season

### CAREER NOTES

- 2022-23 Western Athletic Conference Defensive Player of the Year in addition to All-WAC Second Team and WAC All-Defensive Team honors
- Averaged 9.6 points, 10 rebounds and 2.3 blocks per game during 2022-23; 329 rebounds last year set Southern Utah single-season record
- Career-high 35 points and 23 rebounds SAGU American Indian during her sophomore year (2021-22)
- 17 career double-doubles, including 12 during the 2022-23 campaign; had 18-point, 20-rebound outing against Utah Tech in January 2023
- Nearly averaged a double-double coming into 2023-24 at NC State with 8.9 points and 8.3 rebounds; shooting over 51 percent on career

### GAME-BY-GAME STATS

Opponent	Date	GS	MIN	Total		3-Pointers		Free throws		Rebounds				PF				PTS	AVG		
				FG-FGA	PCT	3FG-3FGA	PCT	FT-FTA	PCT	OFF	DEF	TOT	AVG	PF	A	TO	BLK			STL	
Charlotte	11/07/2023		10:45	0-0	.000	0-0	.000	0-0	.000	0	4	4	4.0	2	0	0	2	0	0	0	0.0
UConn	11/12/2023		04:06	0-0	.000	0-0	.000	0-0	.000	0	0	0	2.0	0	0	0	0	0	0	0	0.0
Elon	11/15/2023		10:02	1-4	.250	0-0	.000	0-0	.000	1	2	3	2.3	0	0	1	1	1	2	0.7	
Rhode Island	11/19/2023		00:37	0-0	.000	0-0	.000	0-0	.000	0	0	0	1.8	0	0	0	0	0	0	0.5	
<b>Totals</b>		<b>0</b>	<b>25:30</b>	<b>1-4</b>	<b>.250</b>	<b>0-0</b>	<b>.000</b>	<b>0-0</b>	<b>.000</b>	<b>1</b>	<b>6</b>	<b>7</b>	<b>1.8</b>	<b>2</b>	<b>0</b>	<b>1</b>	<b>3</b>	<b>1</b>	<b>2</b>	<b>0.5</b>	

### Player Averages

Games Played	Minutes/game	Points/game	FG Pct	3FG Pct	FT Pct	Rebounds/game	Assists/game	Turnovers/game	Assist/Turnover ratio	Steals/game	Blocks/game
4	6.4	0.5	25.0	0.0	0.0	1.8	0.0	0.3	0.0	0.3	0.8

### CAREER STATS

SEASON	TEAM	GP-GS	MIN/AVG	Field Goals		3-Point		F-Throws		Rebounds				PF				Scoring		
				FG-FGA	FG%	3FG-3FGA	3FG%	FT-FTA	FT%	OFF	DEF	TOT	AVG	PF-FO	A	TO	BLK	STL	PTS	AVG
2020-21	SUU	7-0	27/3.8	3-13	.231	0-0	.000	4-4	1.000	3	3	6	0.9	5-0	1	2	3	0	10	1.4
2021-22	SUU	29-24	713/24.6	131-251	.522	0-1	.000	22-42	.524	80	156	236	8.1	32-0	36	42	50	27	284	9.8
2022-23	SUU	33-32	1029/31.2	147-281	.523	0-0	.000	23-40	.575	83	246	329	10.0	51-1	54	60	77	26	317	9.6
2023-24	NCSU	4-0	26/6.4	1-4	.250	0-0	.000	0-0	.000	1	6	7	1.8	2-0	0	1	3	1	2	0.5
<b>TOTAL FOR NCSU</b>	<b>4-0</b>	<b>26/6.4</b>	<b>1-4</b>	<b>.250</b>	<b>0-0</b>	<b>.000</b>	<b>0-0</b>	<b>.000</b>	<b>0.000</b>	<b>1</b>	<b>6</b>	<b>7</b>	<b>1.8</b>	<b>2-0</b>	<b>0</b>	<b>1</b>	<b>3</b>	<b>1</b>	<b>2</b>	<b>0.5</b>
<b>TOTAL</b>	<b>73-56</b>	<b>1794/24.6</b>	<b>282-549</b>	<b>.514</b>	<b>0-1</b>	<b>.000</b>	<b>49-86</b>	<b>.570</b>	<b>167</b>	<b>411</b>	<b>578</b>	<b>7.9</b>	<b>90-1</b>	<b>91</b>	<b>105</b>	<b>133</b>	<b>54</b>	<b>613</b>	<b>8.4</b>	

### WILLIAMSON FAST FACTS

- Transferred to NC State ahead of 2023-24 after spending three seasons at Southern Utah
- 2023 Western Athletic Conference Defensive Player of the Year
- 2023 All-WAC Second Team and WAC All-Defensive Team
- X : @LizzyWill15
- IG : lizzywilliamson15
- Major : Special Education

### CAREER HIGHS

#### POINTS

Season ..... 2 - vs. Elon (11/15/23)  
 Conference ..... 18 (2x) - last at Utah Tech (1/19/23)  
 Career ..... 35 - vs. SAGU American Indian (11/22/21)

#### REBOUNDS

Season ..... 4 - vs. Charlotte (11/7/23)  
 Conference ..... 20 - at Utah Tech (1/19/23)  
 Career ..... 23 - vs. SAGU American Indian (11/22/21)

#### FG MADE

Season ..... 1 - vs. Elon (11/15/23)  
 Conference ..... 8 (3x) - last at Utah Tech (1/19/23)  
 Career ..... 15 - vs. SAGU American Indian (11/22/21)

#### FG ATTEMPTED

Season ..... 4 - vs. Elon (11/15/23)  
 Conference ..... 16 (2x) - last at Utah Tech (1/19/23)  
 Career ..... 23 - vs. SAGU American Indian (11/22/21)

#### 3FG MADE

Season .....  
 Conference .....  
 Career .....

#### 3FG ATTEMPTED

Season .....  
 Conference ..... 1 - vs. Eastern Washington (2/5/22)  
 Career ..... 1 - vs. Eastern Washington (2/5/22)

#### FT MADE

Season .....  
 Conference ..... 4 - at Seattle (1/7/23)  
 Career ..... 5 - vs. SAGU American Indian (11/22/21)

#### FT ATTEMPTED

Season .....  
 Conference ..... 6 - at Seattle (1/7/23)  
 Career ..... 6 (2x) - last at Seattle (1/7/23)

#### ASSISTS

Season .....  
 Conference ..... 5 (2x) - last vs. Cal Baptist (2/28/23)  
 Career ..... 5 (2x) - last vs. Cal Baptist (2/28/23)

#### STEALS

Season ..... 1 - vs. Elon (11/15/23)  
 Conference ..... 3 (2x) - last vs. Weber State (3/4/22)  
 Career ..... 3 (4x) - last vs. Weber State (3/4/22)

#### BLOCKS

Season ..... 2 - vs. Charlotte (11/7/23)  
 Conference ..... 6 (2x) - last vs. Cal Baptist (2/28/23)  
 Career ..... 6 (2x) - last vs. Cal Baptist (2/28/23)

#### MINUTES

Season ..... 11 - vs. Charlotte (11/7/23)  
 Conference ..... 40 - at Abilene Christian (2/23/23)  
 Career ..... 51 - vs. UC Santa Barbara (11/26/22)



# 20 KATIE PENEUETA

**JUNIOR • FORWARD • 6-2  
VANCOUVER, WASH.  
HERITAGE / SACRAMENTO STATE**

### SEASON STATS

PPG	RPG	FG%	3FG%	FT%	APG
-	-	-	-	-	-

### PENEUETA FAST FACTS

- Prefers to be referred to by her nickname (KP) after first reference
- Transferred to NC State ahead of 2023-24 after spending first two years of career at Sacramento State
- Top-10 three-point shooting percentage (.455) in the nation in 2022-23
- Three-sport athlete in high school as she also earned all-league honors in volleyball and track & field
- Nickname : KP
- IG : kpeneueta
- Major : Communications

### SEASON HIGHLIGHTS

- Unavailable for the first four games of the season

### CAREER NOTES

- 45.5 percent three-point clip in 2022-23 ranked sixth in nation; career averages of better than 45 percent overall (.462) and from three (.458)
- Averaged versatile 8.4 pts, 5.8 rebs, 2.0 assts and 1.4 blocks per game as a sophomore in 2022-23; posted three double-doubles last year
- Set Sacramento State program record in three-point percentage (.463) as a freshman in 2021-22
- 21 career games with 10+ pts; posted 20 pts and hit six threes against Montana State in February 2023 to tie career highs in both categories
- Blocked 42 shots in 2022-23 to lead the Big Sky Conference

### GAME-BY-GAME STATS

### CAREER HIGHS

#### POINTS

Season .....  
 Conference ..... 20 (2x) - last vs. Montana State (2/25/23)  
 Career ..... 20 (2x) - last vs. Montana State (2/25/23)

#### REBOUNDS

Season .....  
 Conference ..... 11 - vs. Idaho (1/5/23)  
 Career ..... 11 - vs. Idaho (1/5/23)

#### FG MADE

Season .....  
 Conference ..... 7 (2x) - last vs. Montana State (2/25/23)  
 Career ..... 7 (2x) - last vs. Montana State (2/25/23)

#### FG ATTEMPTED

Season .....  
 Conference ..... 10 - at Northern Arizona (2/3/22)  
 Career ..... 13 - vs. UTEP (11/26/22)

#### 3FG MADE

Season .....  
 Conference ..... 6 (2x) - last vs. Montana State (2/25/23)  
 Career ..... 6 (3x) - last vs. Montana State (2/25/23)

#### 3FG ATTEMPTED

Season .....  
 Conference ..... 9 - at Idaho State (2/18/23)  
 Career ..... 13 - vs. UTEP (11/26/22)

#### FT MADE

Season .....  
 Conference ..... 4 - vs. Eastern Washington (1/7/23)  
 Career ..... 4 (2x) - last vs. Eastern Washington (1/7/23)

#### FT ATTEMPTED

Season .....  
 Conference ..... 4 - vs. Eastern Washington (1/7/23)  
 Career ..... 4 (2x) - last vs. Eastern Washington (1/7/23)

#### ASSISTS

Season .....  
 Conference ..... 5 - vs. Portland State (2/27/23)  
 Career ..... 6 - at San Diego State (12/7/22)

#### STEALS

Season .....  
 Conference ..... 2 (5x) - last at Portland State (12/31/22)  
 Career ..... 3 (3x) - last vs. CSU Bakersfield (12/10/22)

#### BLOCKS

Season .....  
 Conference ..... 7 - vs. Idaho (1/5/23)  
 Career ..... 7 - vs. Idaho (1/5/23)

#### MINUTES

Season .....  
 Conference ..... 44 - vs. Northern Arizona (2/9/23)  
 Career ..... 45 - vs. UC Santa Barbara (11/19/22)

### CAREER STATS

SEASON	TEAM	GP-GS	MIN/AVG	Field Goals		3-Point		F-Throws		Rebounds				Scoring							
				FG-FGA	FG%	3FG-3FGA	3FG%	FT-FTA	FT%	OFF	DEF	TOT	AVG	Pf-FO	A	TO	BLK	STL	PTS	AVG	
2021-22	SacSt	22-21	721/32.8	60-131	.458	56-121	.463	15-19	.789	6	96	102	4.6	39-0	25	27	21	16	191	8.7	
2022-23	SacSt	29-27	1023/35.3	79-170	.465	71-156	.455	16-20	.800	4	165	169	5.8	58-1	57	27	42	21	245	8.4	
<b>TOTAL FOR NCSU</b>		<b>0-0</b>	<b>0/0.0</b>	<b>0-0</b>	<b>.000</b>	<b>0-0</b>	<b>.000</b>	<b>0-0</b>	<b>.000</b>	<b>0</b>	<b>0</b>	<b>0</b>	<b>0.0</b>	<b>0-0</b>	<b>0</b>	<b>0</b>	<b>0</b>	<b>0</b>	<b>0</b>	<b>0</b>	<b>0.0</b>
<b>TOTAL</b>		<b>51-48</b>	<b>1744/34.2</b>	<b>139-301</b>	<b>.462</b>	<b>127-277</b>	<b>.458</b>	<b>31-39</b>	<b>.795</b>	<b>10</b>	<b>261</b>	<b>271</b>	<b>5.3</b>	<b>97-1</b>	<b>82</b>	<b>54</b>	<b>63</b>	<b>37</b>	<b>436</b>	<b>8.5</b>	



# 21 MADISON HAYES

**SENIOR • GUARD • 6-0**  
**CHATTANOOGA, TENN.**  
**EAST HAMILTON / MISSISSIPPI STATE**

### SEASON STATS

PPG	RPG	FG%	3FG%	FT%	APG
<b>9.0</b>	<b>5.3</b>	<b>.474</b>	<b>.500</b>	<b>.824</b>	<b>2.8</b>

### HAYES FAST FACTS

- Transferred to NC State ahead of 2021-22 season after spending first year of career at Mississippi State
- 2021 SEC All-Freshman Team
- 2020 McDonald's All-American
- Nickname : Madi
- X : @girl4allsports
- IG : mad\_baller21
- Major : Communications

### SEASON HIGHLIGHTS

- Led the team in rebounding (8) and assists (4) and tied for team lead in blocks (2) in the season opener against Charlotte; was one of five Wolfpack players to score in double figures with her 10 points on the night
- Tallied another 10-point night in the win against No. 2 UConn; went perfect from the charity stripe down the stretch to secure the Pack's victory
- Had what was her fourth double-figure scoring night in a row (dating back to last season's finale) with season-high 15 points against Elon; knocked down two threes to tie for team lead in that category and missed just one shot on the night

### CAREER NOTES

- Played all 32 games in 2022-23; put up best scoring average of career last season (7.0 ppg) after scoring in double figures in nine contests
- Posted first 20-point night of career to lead the team in scoring against Clemson in December 2022; hit four threes to set new career high
- Blocked seven shots in first half alone of NC State's January 2023 win over Virginia; good for second-most in a single game in team history
- First career double-double with 11 pts and 10 rebs against Mount St. Mary's in November 2022; total of three 10-rebound games in 2022-23
- Named to 2020-21 SEC All-Freshman Team after starting final nine games of season for Bulldogs; averaged 4.7 pts and 2.7 rebs as a rookie

### GAME-BY-GAME STATS

Opponent	Date	GS	MIN	Total		3-Pointers		Free throws		Rebounds				PF	A	TO	BLK	STL	PTS	AVG
				FG-FGA	PCT	3FG-3FGA	PCT	FT-FTA	PCT	OFF	DEF	TOT	AVG							
Charlotte	11/07/2023	*	26:00	3-10	.300	0-3	.000	4-6	.667	5	3	8	8.0	3	4	2	2	1	10	10.0
UConn	11/12/2023	*	31:50	2-2	1.000	2-2	1.000	4-4	1.000	1	3	4	6.0	2	3	1	0	0	10	10.0
Elon	11/15/2023	*	21:08	4-5	.800	2-3	.667	5-5	1.000	3	4	7	6.3	0	1	3	0	1	15	11.7
Rhode Island	11/19/2023	*	18:10	0-2	.000	0-0	.000	1-2	.500	0	2	2	5.3	0	3	0	2	0	1	9.0
<b>Totals</b>			<b>4 97:08</b>	<b>9-19</b>	<b>.474</b>	<b>4-8</b>	<b>.500</b>	<b>14-17</b>	<b>.824</b>	<b>9</b>	<b>12</b>	<b>21</b>	<b>5.3</b>	<b>5</b>	<b>11</b>	<b>6</b>	<b>4</b>	<b>2</b>	<b>36</b>	<b>9.0</b>

### Player Averages

Games Played	Minutes/game	Points/game	FG Pct	3FG Pct	FT Pct	Rebounds/game	Assists/game	Turnovers/game	Assist/Turnover ratio	Steals/game	Blocks/game
4	24.3	9.0	47.4	50.0	82.4	5.3	2.8	1.5	1.8	0.5	1.0

### CAREER STATS

SEASON	TEAM	GP-GS	MIN/AVG	Field Goals		3-Point		F-Throws		Rebounds				Scoring						
				FG-FGA	FG%	3FG-3FGA	3FG%	FT-FTA	FT%	OFF	DEF	TOT	AVG	PF-FO	A	TO	BLK	STL	PTS	AVG
2020-21	MSU	19-9	384/20.2	33-75	.440	10-26	.385	14-29	.483	34	55	89	4.7	30-0	20	20	7	8	90	4.7
2021-22	NCSU	26-0	246/9.5	16-49	.327	5-16	.313	24-42	.571	33	42	75	2.9	16-0	17	7	2	11	61	2.3
2022-23	NCSU	32-25	793/24.8	77-180	.428	32-88	.364	39-56	.696	40	82	122	3.8	32-0	31	26	22	17	225	7.0
2023-24	NCSU	4-4	97/24.3	9-19	.474	4-8	.500	14-17	.824	9	12	21	5.3	5-0	11	6	4	2	36	9.0
<b>TOTAL FOR NCSU</b>	<b>62-29</b>	<b>1136/18.3</b>	<b>102-248</b>	<b>.411</b>	<b>41-112</b>	<b>.366</b>	<b>77-115</b>	<b>.670</b>	<b>82</b>	<b>136</b>	<b>218</b>	<b>3.5</b>	<b>53-0</b>	<b>59</b>	<b>39</b>	<b>28</b>	<b>30</b>	<b>322</b>	<b>5.2</b>	
<b>TOTAL</b>	<b>81-38</b>	<b>1520/18.8</b>	<b>135-323</b>	<b>.418</b>	<b>51-138</b>	<b>.370</b>	<b>91-144</b>	<b>.632</b>	<b>116</b>	<b>191</b>	<b>307</b>	<b>3.8</b>	<b>83-0</b>	<b>79</b>	<b>59</b>	<b>35</b>	<b>38</b>	<b>412</b>	<b>5.1</b>	

### CAREER HIGHS

**POINTS**  
 Season ..... 15 - vs. Elon (11/15/23)  
 Conference ..... 20 - vs. Clemson (12/18/22)  
 Career ..... 20 - vs. Clemson (12/18/22)

**REBOUNDS**  
 Season ..... 8 - vs. Charlotte (11/7/23)  
 Conference ..... 8 - at Texas A&M (1/17/21)  
 Career ..... 12 - vs. Towson (11/15/21)

**FG MADE**  
 Season ..... 4 - vs. Elon (11/15/23)  
 Conference ..... 7 - vs. Clemson (12/18/22)  
 Career ..... 7 - vs. Clemson (12/18/22)

**FG ATTEMPTED**  
 Season ..... 10 - vs. Charlotte (11/7/23)  
 Conference ..... 13 - vs. Clemson (12/18/22)  
 Career ..... 13 - vs. Clemson (12/18/22)

**3FG MADE**  
 Season ..... 2 (2x) - last vs. Elon (11/15/23)  
 Conference ..... 4 (2x) - last vs. Pitt (2/26/23)  
 Career ..... 4 (2x) - last vs. Pitt (2/26/23)

**3FG ATTEMPTED**  
 Season ..... 3 (3x) - last vs. Elon (11/15/23)  
 Conference ..... 10 - vs. Clemson (12/18/22)  
 Career ..... 10 - vs. Clemson (12/18/22)

**FT MADE**  
 Season ..... 5 - vs. Elon (11/15/23)  
 Conference ..... 4 - at Clemson (12/30/21)  
 Career ..... 5 - vs. Towson (11/15/21)

**FT ATTEMPTED**  
 Season ..... 6 - vs. Charlotte (11/7/23)  
 Conference ..... 6 - at Clemson (12/30/21)  
 Career ..... 8 - vs. Towson (11/15/21)

**ASSISTS**  
 Season ..... 4 - vs. Charlotte (11/7/23)  
 Conference ..... 3 (2x) - last at Virginia Tech (2/19/23)  
 Career ..... 6 - vs. Towson (11/15/21)

**STEALS**  
 Season ..... 1 (2x) - last vs. Elon (11/15/23)  
 Conference ..... 4 - vs. Ole Miss (1/10/21)  
 Career ..... 4 - vs. Ole Miss (1/10/21)

**BLOCKS**  
 Season ..... 2 (2x) - last vs. Rhode Island (11/19/23)  
 Conference ..... 7 - vs. Virginia (1/8/23)  
 Career ..... 7 - vs. Virginia (1/8/23)

**MINUTES**  
 Season ..... 32 - vs. UConn (11/12/23)  
 Conference ..... 40 - at Virginia Tech (2/19/23)  
 Career ..... 40 - at Virginia Tech (2/19/23)

**GAME 5: KENTUCKY**



# 22 SANIYA RIVERS

**JUNIOR • GUARD • 6-1  
WILMINGTON, N.C.  
ASHLEY / SOUTH CAROLINA**

**SEASON STATS**

PPG	RPG	FG%	FT%	APG	SPG
<b>17.3</b>	<b>5.8</b>	<b>.512</b>	<b>.821</b>	<b>5.5</b>	<b>2.8</b>

**RIVERS FAST FACTS**

- Preseason watch lists for the Naismith Trophy and the Wooden Award
- 2022-23 ACC Sixth Player of the Year
- Won 2022 NCAA title as a freshman at South Carolina before transferring to NC State ahead of 2022-23
- 2021 Gatorade National Player of the Year
- Sister, Nanna, played at NC State from 2001-05
- Nickname : Niya
- X : @lhoop\_\_22
- IG : niyaa.rivers44
- Major : Communications

**SEASON HIGHLIGHTS**

- Scored career-high and game-leading 33 points in the Pack's win over No. 2 UConn; also led the team in rebounds (10) and assists (5) in what was the first double-double of her collegiate career
- In the next game against Elon, dished out career-high seven assists to her teammates with six of those coming in the first half
- Followed up with another seven-assist game against Rhode Island; rounded out a stacked stat line with team-leading 19 points and six steals to help the Pack come back for the win; played all 40 minutes in that contest, the first such outing of her career
- Earned starting nod in season opener against Charlotte; one of five Wolfpack players in double figures

**CAREER NOTES**

- 2023 ACC Sixth Player of Year after leading team in rebs (5.2), stls (1.8) and blks (1.0) and averaging career-best 8.6 points last season
- Scored in double figures in 10 games last season, with five instances occurring off the bench; started 12 total games and final four of the year
- Season-high 22 pts in December 2022 win at Iowa; also had five assts and four stls for third such game by Wolfpack player in last 10 years
- Near triple-double in January 2023 game against Boston College (12 pts, 8 rebs, 8 stls); eight steals were ACC-best in league action last year
- Played in 27 games for South Carolina during Gamecocks' 2021-22 national title run; combined 25 mins in national semifinal and final games

**GAME-BY-GAME STATS**

Opponent	Date	GS	MIN	Total		3-Pointers		Free throws		Rebounds				PF	A	TO	BLK	STL	PTS	AVG
				FG-FGA	PCT	3FG-3FGA	PCT	FT-FTA	PCT	OFF	DEF	TOT	AVG							
Charlotte	11/07/2023	*	18:45	2-5	.400	0-1	.000	7-7	1.000	0	4	4	4.0	2	3	2	0	1	11	11.0
UConn	11/12/2023	*	38:16	11-19	.579	1-6	.167	10-14	.714	2	8	10	7.0	0	5	2	3	3	33	22.0
Elon	11/15/2023	*	24:00	1-5	.200	0-2	.000	4-4	1.000	1	3	4	6.0	1	7	2	1	1	6	16.7
Rhode Island	11/19/2023	*	40:00	8-14	.571	1-2	.500	2-3	.667	0	5	5	5.8	3	7	3	0	6	19	17.3
<b>Totals</b>			<b>4 121:02</b>	<b>22-43</b>	<b>.512</b>	<b>2-11</b>	<b>.182</b>	<b>23-28</b>	<b>.821</b>	<b>3</b>	<b>20</b>	<b>23</b>	<b>5.8</b>	<b>6</b>	<b>22</b>	<b>9</b>	<b>4</b>	<b>11</b>	<b>69</b>	<b>17.3</b>

**Player Averages**

Games Played	Minutes/ game	Points/ game	FG Pct	3FG Pct	FT Pct	Rebounds/ game	Assists/ game	Turnovers/ game	Assist/Turnover ratio	Steals/ game	Blocks/ game
4	30.3	17.3	51.2	18.2	82.1	5.8	5.5	2.3	2.4	2.8	1.0

**CAREER STATS**

SEASON	TEAM	GP-GS	MIN/AVG	Field Goals		3-Point		F-Throws		Rebounds				Scoring						
				FG-FGA	FG%	3FG-3FGA	3FG%	FT-FTA	FT%	OFF	DEF	TOT	AVG	PF-FO	A	TO	BLK	STL	PTS	AVG
2021-22	USC	27-0	352/13.0	24-98	.245	1-31	.032	12-24	.500	5	38	43	1.6	37-0	38	27	13	13	61	2.3
2022-23	NCSU	31-12	868/28.0	104-237	.439	14-65	.215	45-72	.625	21	139	160	5.2	55-0	91	70	31	57	267	8.6
2023-24	NCSU	4-4	121/30.3	22-43	.512	2-11	.182	23-28	.821	3	20	23	5.8	6-0	22	9	4	11	69	17.3
<b>TOTAL FOR NCSU</b>	<b>35-16</b>	<b>989/28.3</b>	<b>126-280</b>	<b>.450</b>	<b>16-76</b>	<b>.211</b>	<b>68-100</b>	<b>.680</b>	<b>24</b>	<b>159</b>	<b>183</b>	<b>5.2</b>	<b>61-0</b>	<b>113</b>	<b>79</b>	<b>35</b>	<b>68</b>	<b>336</b>	<b>9.6</b>	
<b>TOTAL</b>	<b>62-16</b>	<b>1341/21.6</b>	<b>150-378</b>	<b>.397</b>	<b>17-107</b>	<b>.159</b>	<b>80-124</b>	<b>.645</b>	<b>29</b>	<b>197</b>	<b>226</b>	<b>3.6</b>	<b>98-0</b>	<b>151</b>	<b>106</b>	<b>48</b>	<b>81</b>	<b>397</b>	<b>6.4</b>	

**CAREER HIGHS**

**POINTS**

Season ..... 33 - vs. UConn (11/12/23)  
 Conference ..... 17 - vs. Duke (12/29/22)  
 Career ..... 33 - vs. UConn (11/12/23)

**REBOUNDS**

Season ..... 10 - vs. UConn (11/12/23)  
 Conference ..... 13 - at Virginia (2/12/23)  
 Career ..... 13 - at Virginia (2/12/23)

**FG MADE**

Season ..... 11 - vs. UConn (11/12/23)  
 Conference ..... 7 - vs. Miami (1/19/23)  
 Career ..... 11 - vs. UConn (11/12/23)

**FG ATTEMPTED**

Season ..... 19 - vs. UConn (11/12/23)  
 Conference ..... 15 - at Florida State (1/12/23)  
 Career ..... 19 - vs. UConn (11/12/23)

**3FG MADE**

Season ..... 1 (2x) - last vs. Rhode Island (11/19/23)  
 Conference ..... 2 - vs. Virginia Tech (2/6/23)  
 Career ..... 3 - at Iowa (12/1/22)

**3FG ATTEMPTED**

Season ..... 6 - vs. UConn (11/12/23)  
 Conference ..... 6 (2x) - last at Virginia (2/12/23)  
 Career ..... 6 (3x) - last vs. UConn (11/12/23)

**FT MADE**

Season ..... 10 - vs. UConn (11/12/23)  
 Conference ..... 7 - vs. Duke (12/29/22)  
 Career ..... 10 - vs. UConn (11/12/23)

**FT ATTEMPTED**

Season ..... 14 - vs. UConn (11/12/23)  
 Conference ..... 9 - vs. Duke (12/29/22)  
 Career ..... 14 - vs. UConn (11/12/23)

**ASSISTS**

Season ..... 7 (2x) - last vs. Rhode Island (11/19/23)  
 Conference ..... 6 - vs. Princeton (3/17/23)  
 Career ..... 7 (2x) - last vs. Rhode Island (11/19/23)

**STEALS**

Season ..... 6 - vs. Rhode Island (11/19/23)  
 Conference ..... 8 - vs. Boston College (1/5/23)  
 Career ..... 8 - vs. Boston College (1/5/23)


**BLOCKS**

Season ..... 3 - vs. UConn (11/12/23)  
 Conference ..... 3 (4x) - vs. North Carolina (2/16/23)  
 Career ..... 3 (5x) - last vs. UConn (11/12/23)

**MINUTES**

Season ..... 40 - vs. Rhode Island (11/19/23)  
 Conference ..... 38 (2x) - last vs. North Carolina (2/16/23)  
 Career ..... 40 - vs. Rhode Island (11/19/23)





# 24 LACI STEELE

**FRESHMAN • GUARD • 5-11**  
**EDMOND, OKLA.**  
**EDMOND NORTH**

### SEASON STATS

PPG	RPG	FG%	3FG%	FT%	APG
4.0	1.5	.273	.200	1.000	0.5

### SEASON HIGHLIGHTS

- Made NC State and collegiate debut in season opener against Charlotte; finished just a bucket shy of double figures with eight points all scored in the second half
- Tied that scoring mark with eight points in victory over Clemson; hit first career three pointers to tie for team lead in that category with two on the night
- Seen action in all four games this season

### PRIOR TO COLLEGE

- Ranked the No. 56 player in the class of 2023 by ESPN; ESPN scouts grade of 93
- Helped lead Edmond North to back-to-back state titles in 2022 and 2023; was named MVP of both of those runs
- Averaged 21.3 points per game as a senior and surpassed the 2,000 career points mark; high school's record holder in both points and steals
- 3x Oklahoma Super5 First Team; named COAC Player of the Year and First Team All-Conference in both 2022 and 2023
- MVP of the Mustang Holiday Classic Tournament during which she set the event's individual scoring record

### GAME-BY-GAME STATS

Opponent	Date	GS	MIN	Total		3-Pointers		Free throws		Rebounds				PF	A	TO	BLK	STL	PTS	AVG
				FG-FGA	PCT	3FG-3FGA	PCT	FT-FTA	PCT	OFF	DEF	TOT	AVG							
Charlotte	11/07/2023		22:16	3-12	.250	0-4	.000	2-2	1.000	2	2	4	4.0	1	1	1	0	0	8	8.0
UConn	11/12/2023		02:43	0-1	.000	0-0	.000	0-0	.000	0	0	0	2.0	0	1	0	0	0	0	4.0
Elon	11/15/2023		25:47	3-9	.333	2-6	.333	0-0	.000	0	2	2	2.0	1	0	2	0	1	8	5.3
Rhode Island	11/19/2023		01:23	0-0	.000	0-0	.000	0-0	.000	0	0	0	1.5	0	0	0	0	0	0	4.0
<b>Totals</b>		<b>0</b>	<b>52:09</b>	<b>6-22</b>	<b>.273</b>	<b>2-10</b>	<b>.200</b>	<b>2-2</b>	<b>1.000</b>	<b>2</b>	<b>4</b>	<b>6</b>	<b>1.5</b>	<b>2</b>	<b>2</b>	<b>3</b>	<b>0</b>	<b>1</b>	<b>16</b>	<b>4.0</b>

### Player Averages

Games Played	Minutes/game	Points/game	FG Pct	3FG Pct	FT Pct	Rebounds/game	Assists/game	Turnovers/game	Assist/Turnover ratio	Steals/game	Blocks/game
4	13.0	4.0	27.3	20.0	100.0	1.5	0.5	0.8	0.7	0.3	0.0

### CAREER STATS

SEASON	TEAM	GP-GS	MIN	Field Goals		3-Point		F-Throws		Rebounds				Scoring						
				FG-FGA	FG%	3FG-3FGA	3FG%	FT-FTA	FT%	OFF	DEF	TOT	AVG	PF	FO	A	TO	BLK	STL	PTS
2023-24	NCSU	4-0	52/13.0	6-22	.273	2-10	.200	2-2	1.000	2	4	6	1.5	2-0	2	3	0	1	16	4.0
<b>TOTAL</b>		<b>4-0</b>	<b>52/13.0</b>	<b>6-22</b>	<b>.273</b>	<b>2-10</b>	<b>.200</b>	<b>2-2</b>	<b>1.000</b>	<b>2</b>	<b>4</b>	<b>6</b>	<b>1.5</b>	<b>2-0</b>	<b>2</b>	<b>3</b>	<b>0</b>	<b>1</b>	<b>16</b>	<b>4.0</b>

### STEELE FAST FACTS

- 2023 Oklahoma AAU Player of the Year, Oklahoma Gatorade Player of the Year and Oklahoma Max Preps Player of the Year
- 3x COAC First Team All-Conference honoree
- Back-to-back high school state champion
- X : @LaciSteele24
- IG : lacisteele
- Major : Management

### CAREER HIGHS

#### POINTS

Season ..... 8 (2x) - last vs. Elon (11/15/23)  
 ACC.....  
 Career ..... 8 (2x) - last vs. Elon (11/15/23)

#### REBOUNDS

Season ..... 4 - vs. Charlotte (11/7/23)  
 ACC.....  
 Career ..... 4 - vs. Charlotte (11/7/23)

#### FG MADE

Season ..... 3 (2x) - last vs. Elon (11/15/23)  
 ACC.....  
 Career ..... 3 (2x) - last vs. Elon (11/15/23)

#### FG ATTEMPTED

Season ..... 12 - vs. Charlotte (11/7/23)  
 ACC.....  
 Career ..... 12 - vs. Charlotte (11/7/23)

#### 3FG MADE

Season ..... 2 - vs. Elon (11/15/23)  
 ACC.....  
 Career ..... 2 - vs. Elon (11/15/23)

#### 3FG ATTEMPTED

Season ..... 6 - vs. Elon (11/15/23)  
 ACC.....  
 Career ..... 6 - vs. Elon (11/15/23)

#### FT MADE

Season ..... 2 - vs. Charlotte (11/7/23)  
 ACC.....  
 Career ..... 2 - vs. Charlotte (11/7/23)

#### FT ATTEMPTED

Season ..... 2 - vs. Charlotte (11/7/23)  
 ACC.....  
 Career ..... 2 - vs. Charlotte (11/7/23)

#### ASSISTS

Season ..... 1 (2x) - last vs. UConn (11/12/23)  
 ACC.....  
 Career ..... 1 (2x) - last vs. UConn (11/12/23)

#### STEALS

Season ..... 1 - vs. Elon (11/15/23)  
 ACC.....  
 Career .....

#### BLOCKS

Season ..... 1 - vs. Elon (11/15/23)  
 ACC.....  
 Career .....

#### MINUTES

Season ..... 26 - vs. Elon (11/15/23)  
 ACC.....  
 Career ..... 26 - vs. Elon (11/15/23)

**GAME 5: KENTUCKY**



# 30 JANNAH EISSA

**FRESHMAN • GUARD • 5-8  
CAIRO, EGYPT  
GREENLAND INTERNATIONAL**

**SEASON STATS**

PPG	RPG	FG%	3FG%	FT%	APG
1.5	0.5	.333	.333	-	-

**EISSA FAST FACTS**

- IG : jannaheissa
- Major : Chemical Engineering

**SEASON HIGHLIGHTS**

- Made NC State and collegiate debut in season opener against Charlotte; hit a three pointer late in the fourth quarter after entering the game with four minutes left
- Also appeared in the Pack's win against Elon

**PRIOR TO COLLEGE**

- Won U16 national championship and two-time FIBA 3x3 Egypt winner at the U16 and U18 levels
- Averaged 12.2 points, 3.2 steals and 4.3 rebounds in U16 national run and scored 16 points in one of those contests
- Notched a double-double in four of five games during the U18 championship finals
- Competed twice with the Egyptian U15 Skills National Team

**GAME-BY-GAME STATS**

Opponent	Date	GS	MIN	Total		3-Pointers		Free throws		Rebounds				PF	A	TO	BLK	STL	PTS	AVG
				FG-FGA	PCT	3FG-3FGA	PCT	FT-FTA	PCT	OFF	DEF	TOT	AVG							
Charlotte	11/07/2023		04:03	1-2	.500	1-2	.500	0-0	.000	0	0	0	0.0	0	0	0	0	0	3	3.0
Elon	11/15/2023		03:35	0-1	.000	0-1	.000	0-0	.000	1	0	1	0.5	1	0	0	0	0	0	1.5
<b>Totals</b>		<b>0</b>	<b>07:38</b>	<b>1-3</b>	<b>.333</b>	<b>1-3</b>	<b>.333</b>	<b>0-0</b>	<b>.000</b>	<b>1</b>	<b>0</b>	<b>1</b>	<b>0.5</b>	<b>1</b>	<b>0</b>	<b>0</b>	<b>0</b>	<b>0</b>	<b>3</b>	<b>1.5</b>

**Player Averages**

Games Played	Minutes/ game	Points/ game	FG Pct	3FG Pct	FT Pct	Rebounds/ game	Assists/ game	Turnovers/ game	Assist/Turnover ratio	Steals/ game	Blocks/ game
2	3.8	1.5	33.3	33.3	0.0	0.5	0.0	0.0	0.0	0.0	0.0

**CAREER STATS**

SEASON	TEAM	GP-GS	MIN/AVG	Field Goals		3-Point		F-Throws		Rebounds				Scoring							
				FG-FGA	FG%	3FG-3FGA	3FG%	FT-FTA	FT%	OFF	DEF	TOT	AVG	PF	FO	A	TO	BLK	STL	PTS	AVG
2023-24	NCSU	2-0	8/3.8	1-3	.333	1-3	.333	0-0	.000	1	0	1	0.5	1-0	0	0	0	0	0	3	1.5
<b>TOTAL</b>		<b>2-0</b>	<b>8/3.8</b>	<b>1-3</b>	<b>.333</b>	<b>1-3</b>	<b>.333</b>	<b>0-0</b>	<b>.000</b>	<b>1</b>	<b>0</b>	<b>1</b>	<b>0.5</b>	<b>1-0</b>	<b>0</b>	<b>0</b>	<b>0</b>	<b>0</b>	<b>0</b>	<b>3</b>	<b>1.5</b>

**CAREER HIGHS**

**POINTS**

Season ..... 3 - vs. Charlotte (11/7/23)  
 ACC.....  
 Career ..... 3 - vs. Charlotte (11/7/23)

**REBOUNDS**

Season .....1 - vs. Elon (11/15/23)  
 ACC.....  
 Career .....1 - vs. Elon (11/15/23)

**FG MADE**

Season ..... 1 - vs. Charlotte (11/7/23)  
 ACC.....  
 Career .....1 - vs. Charlotte (11/7/23)

**FG ATTEMPTED**

Season ..... 2 - vs. Charlotte (11/7/23)  
 ACC.....  
 Career ..... 2 - vs. Charlotte (11/7/23)

**3FG MADE**

Season .....1 - vs. Charlotte (11/7/23)  
 ACC.....  
 Career .....1 - vs. Charlotte (11/7/23)

**3FG ATTEMPTED**

Season ..... 2 - vs. Charlotte (11/7/23)  
 ACC.....  
 Career ..... 2 - vs. Charlotte (11/7/23)

**FT MADE**

Season .....  
 ACC.....  
 Career .....

**FT ATTEMPTED**

Season .....  
 ACC.....  
 Career .....

**ASSISTS**

Season .....  
 ACC.....  
 Career .....

**STEALS**

Season .....  
 ACC.....  
 Career .....

**BLOCKS**

Season .....  
 ACC.....  
 Career .....

**MINUTES**

Season ..... 4 - vs. Charlotte (11/7/23)  
 ACC.....  
 Career ..... 4 - vs. Charlotte (11/7/23)



# 35 ZOE BROOKS

**FRESHMAN • GUARD • 5-10  
PLAINFIELD, N.J.  
SAINT JOHN VIANNEY**

### SEASON STATS

PPG	RPG	FG%	FT%	APG	SPG
10.3	5.0	.472	.000	.778	0.8

### SEASON HIGHLIGHTS

- Made NC State and collegiate debut in season opener against Charlotte; led all newcomers in scoring with 12 points as one of five Wolfpack players scoring in double figures
- Second 12-point night in as many games played as a member of the Pack, scoring 10 of those in the first half in the win against No. 2 UConn
- Season-high five assists to her teammates in the victory over Elon; continued prowess on the boards with her seven ranking second on the team
- Tacked on four assists to her early-career stat line against Rhode Island; got back into double figures in scoring with 10 points off the bench

### PRIOR TO COLLEGE

- Ranked the No. 4 guard and No. 9 overall player in the class of 2023 by ESPN; ESPN scouts grade of 97 and a five-star signee
- 2023 National Player of the Year (SB Live) and a 2023 McDonald's All-American, the Pack's first such signee since the 2019 class
- 2022 WNBA Skills Challenge champion alongside former Oregon standout Sabrina Ionescu
- Averaged 22.5 points, 6.6 rebounds, 5.5 steals and 4.1 assists per game for St. John Vianney as a high school senior
- 2023 USA Women's Nike Hoop Summit Team and a 2022 Team USA Trials participant

### GAME-BY-GAME STATS

Opponent	Date	GS	MIN	Total		3-Pointers		Free throws		Rebounds				PF	A	TO	BLK	STL	PTS	AVG
				FG-FGA	PCT	3FG-3FGA	PCT	FT-FTA	PCT	OFF	DEF	TOT	AVG							
Charlotte	11/07/2023		28:50	5-10	.500	0-1	.000	2-3	.667	2	4	6	6.0	2	3	2	0	1	12	12.0
UConn	11/12/2023		25:33	6-11	.545	0-3	.000	0-0	.000	1	3	4	5.0	2	3	3	0	0	12	12.0
Elon	11/15/2023		26:57	3-7	.429	0-2	.000	1-1	1.000	0	7	7	5.7	1	5	3	2	0	7	10.3
Rhode Island	11/19/2023		27:02	3-8	.375	0-1	.000	4-5	.800	0	3	3	5.0	1	4	1	0	2	10	10.3
<b>Totals</b>		<b>0</b>	<b>108:22</b>	<b>17-36</b>	<b>.472</b>	<b>0-7</b>	<b>.000</b>	<b>7-9</b>	<b>.778</b>	<b>3</b>	<b>17</b>	<b>20</b>	<b>5.0</b>	<b>6</b>	<b>15</b>	<b>9</b>	<b>2</b>	<b>3</b>	<b>41</b>	<b>10.3</b>

### Player Averages

Games Played	Minutes/game	Points/game	FG Pct	3FG Pct	FT Pct	Rebounds/game	Assists/game	Turnovers/game	Assist/Turnover ratio	Steals/game	Blocks/game
4	27.1	10.3	47.2	0.0	77.8	5.0	3.8	2.3	1.7	0.8	0.5

### CAREER STATS

SEASON	TEAM	GP-GS	MIN/AVG	Field Goals		3-Point		F-Throws		Rebounds				Scoring							
2023-24	NCSU	4-0	108/27.1	FG-FGA	FG%	3FG-3FGA	3FG%	FT-FTA	FT%	OFF	DEF	TOT	AVG	PF	FO	A	TO	BLK	STL	PTS	AVG
<b>TOTAL</b>		<b>4-0</b>	<b>108/27.1</b>	<b>17-36</b>	<b>.472</b>	<b>0-7</b>	<b>.000</b>	<b>7-9</b>	<b>.778</b>	<b>3</b>	<b>17</b>	<b>20</b>	<b>5.0</b>	<b>6-0</b>	<b>15</b>	<b>9</b>	<b>2</b>	<b>3</b>	<b>41</b>	<b>10.3</b>	

### BROOKS FAST FACTS

- Featured on multiple top-20 lists for nation's top freshman
- 2023 McDonald's All-American
- Named 2023 National Player of the Year by SB Live
- 2023 Naismith Girls' High School All-America Team
- Highest-ranked signee in NC State women's basketball history
- X : @zoebrooks35
- IG : zbrooks.35
- Major : Communications

### CAREER HIGHS

#### POINTS

Season ..... 12 (2x) - last vs. UConn (11/12/23)  
ACC.....  
Career ..... 12 (2x) - last vs. UConn (11/12/23)

#### REBOUNDS

Season ..... 7 - vs. Elon (11/15/23)  
ACC.....  
Career ..... 7 - vs. Elon (11/15/23)

#### FG MADE

Season ..... 6 - vs. UConn (11/12/23)  
ACC.....  
Career ..... 6 - vs. UConn (11/12/23)

#### FG ATTEMPTED

Season ..... 11 - vs. UConn (11/12/23)  
ACC.....  
Career ..... 11 - vs. UConn (11/12/23)

#### 3FG MADE

Season .....  
ACC.....  
Career .....

#### 3FG ATTEMPTED

Season ..... 3 - vs. UConn (11/12/23)  
ACC.....  
Career ..... 3 - last vs. UConn (11/12/23)

#### FT MADE

Season ..... 4 - vs. Rhode Island (11/19/23)  
ACC.....  
Career ..... 4 - vs. Rhode Island (11/19/23)

#### FT ATTEMPTED

Season ..... 5 - vs. Rhode Island (11/19/23)  
ACC.....  
Career ..... 5 - vs. Rhode Island (11/19/23)

#### ASSISTS

Season ..... 5 - vs. Elon (11/15/23)  
ACC.....  
Career ..... 5 - vs. Elon (11/15/23)

#### STEALS

Season ..... 2 - vs. Rhode Island (11/19/23)  
ACC.....  
Career ..... 2 - vs. Rhode Island (11/19/23)

#### BLOCKS

Season ..... 2 - vs. Elon (11/15/23)  
ACC.....  
Career ..... 2 - vs. Elon (11/15/23)

#### MINUTES

Season ..... 29 - vs. Charlotte (11/7/23)  
ACC.....  
Career ..... 29 - vs. Charlotte (11/7/23)

**GAME 5: KENTUCKY**



# 42 MALLORY COLLIER

**FRESHMAN • CENTER • 6-3  
MILLINGTON, TENN.  
BARTLETT**

**SEASON STATS**

PPG	RPG	FG%	FT%	APG	BPG
2.8	2.3	.714	.500	-	0.8

**COLLIER FAST FACTS**

- 2022 Memphis Area Player of the Year
- 2022 All-Metro First Team
- X : @MalloryCollie18
- IG : mallorycollier7
- Major : Exploratory Studies

**SEASON HIGHLIGHTS**

- Scored season-high six points in victory over Elon and played season-high 13 minutes in that contest
- Key minutes clocked in the Pack's comeback win over Rhode Island which included a blocked shot on the defensive side of the floor
- Made NC State and collegiate debut in season opener against Charlotte; tied for team lead in blocks with two
- Seen action in all four games this season

**CAREER HIGHS**

**POINTS**  
Season .....6 - vs. Elon (11/15/23)  
ACC.....  
Career .....6 - vs. Elon (11/15/23)

**REBOUNDS**  
Season .....4 - vs. Charlotte (11/7/23)  
ACC.....  
Career .....4 - vs. Charlotte (11/7/23)

**FG MADE**  
Season .....3 - vs. Elon (11/15/23)  
ACC.....  
Career .....3 - vs. Elon (11/15/23)

**FG ATTEMPTED**  
Season .....5 - vs. Elon (11/15/23)  
ACC.....  
Career .....5 - vs. Elon (11/15/23)

**3FG MADE**  
Season .....  
ACC.....  
Career .....

**3FG ATTEMPTED**  
Season .....  
ACC.....  
Career .....

**FT MADE**  
Season .....1 - vs. Charlotte (11/7/23)  
ACC.....  
Career .....1 - vs. Charlotte (11/7/23)

**FT ATTEMPTED**  
Season .....2 - vs. Charlotte (11/7/23)  
ACC.....  
Career .....2 - vs. Charlotte (11/7/23)

**ASSISTS**  
Season .....  
ACC.....  
Career .....

**STEALS**  
Season .....  
ACC.....  
Career .....

**BLOCKS**  
Season .....2 - vs. Charlotte (11/7/23)  
ACC.....  
Career .....2 - vs. Charlotte (11/7/23)

**MINUTES**  
Season .....13 - vs. Elon (11/15/23)  
ACC.....  
Career .....13 - vs. Elon (11/15/23)

**PRIOR TO COLLEGE**

- Ranked the No. 55 player in the class of 2023 by ESPN; ESPN scouts grade of 93
- 2022 Memphis Area Player of the Year and a member of the 2022 All-Metro Girls Basketball Team
- Multi-time nominee and finalist for Miss Tennessee Basketball and Tennessee Gatorade Player of the Year
- Averaged 11.5 points and 7.1 rebounds per game during her senior year to lead a Bartlett team that reached the state championship game
- 2022 Team USA Trials invitee

**GAME-BY-GAME STATS**

Opponent	Date	GS	MIN	Total		3-Pointers		Free throws		Rebounds				PF	A	TO	BLK	STL	PTS	AVG
				FG-FGA	PCT	3FG-3FGA	PCT	FT-FTA	PCT	OFF	DEF	TOT	AVG							
Charlotte	11/07/2023		09:44	1-1	1.000	0-0	.000	1-2	.500	2	2	4	4.0	2	0	0	2	0	3	3.0
UConn	11/12/2023		02:47	0-0	.000	0-0	.000	0-0	.000	1	0	1	2.5	0	0	1	0	0	1.5	
Elon	11/15/2023		13:12	3-5	.600	0-0	.000	0-0	.000	3	0	3	2.7	1	0	0	0	6	3.0	
Rhode Island	11/19/2023		08:13	1-1	1.000	0-0	.000	0-0	.000	0	1	1	2.3	0	0	1	0	2	2.8	
<b>Totals</b>		<b>0</b>	<b>33:56</b>	<b>5-7</b>	<b>.714</b>	<b>0-0</b>	<b>.000</b>	<b>1-2</b>	<b>.500</b>	<b>6</b>	<b>3</b>	<b>9</b>	<b>2.3</b>	<b>3</b>	<b>0</b>	<b>1</b>	<b>3</b>	<b>0</b>	<b>11</b>	<b>2.8</b>

**Player Averages**

Games Played	Minutes/game	Points/game	FG Pct	3FG Pct	FT Pct	Rebounds/game	Assists/game	Turnovers/game	Assist/Turnover ratio	Steals/game	Blocks/game
4	8.5	2.8	71.4	0.0	50.0	2.3	0.0	0.3	0.0	0.0	0.8

**CAREER STATS**

SEASON	TEAM	GP-GS	MIN/AVG	Field Goals	3-Point	F-Throws	Rebounds	Scoring													
				FG-FGA	FG%	3FG-3FGA	3FG%	FT-FTA	FT%	OFF	DEF	TOT	AVG	PF	FO	A	TO	BLK	STL	PTS	AVG
2023-24	NCSU	4-0	34/8.5	5-7	.714	0-0	.000	1-2	.500	6	3	9	2.3	3-0	0	1	3	0	11	2.8	
<b>TOTAL</b>		<b>4-0</b>	<b>34/8.5</b>	<b>5-7</b>	<b>.714</b>	<b>0-0</b>	<b>.000</b>	<b>1-2</b>	<b>.500</b>	<b>6</b>	<b>3</b>	<b>9</b>	<b>2.3</b>	<b>3-0</b>	<b>0</b>	<b>1</b>	<b>3</b>	<b>0</b>	<b>11</b>	<b>2.8</b>	

GAME 1: NC STATE 84, CHARLOTTE 43



Official Basketball Box Score - Final  
Charlotte at NC State  
11/07/23 Reynolds Coliseum, Raleigh  
2023-24 Women's Basketball

Game Time: 7:00 PM  
Game Duration: 1:59  
Attendance: 4,496

Officials: Billy Smith, Krystle Apellaniz, Leah Lane

Charlotte - 43		Record: 0-1																	
NO. Name	Min	FG		3P		FT		Rebounds		Fouls		TP	AS	TO	ST	Blocks			+/-
		M/A	M/A	M/A	M/A	OR	DR	OR	DR	PF	FD					BS	BA	BB	
13 Tracey Hueston	F 21:51	4-11	0-1	0-0	0-0	4-4	2-6	3-6	12	0	1	0	1	0	2	3	-11		
31 Keanna Rambert	F 23:28	2-11	1-3	1-2	0-0	3-3	3-4	6-6	1	0	0	0	1	0	1	0	-24		
10 Dazila Lawrence	G 28:48	3-13	1-5	2-5	0-0	7-7	2-4	9-9	2	0	1	0	0	0	0	-27			
20 Jacce Busick	G 22:55	0-1	0-0	0-0	1-2	3-3	1-0	0-0	2	0	0	0	0	0	0	-24			
23 Olivia Porter	G 20:33	0-4	0-0	0-0	0-1	1-4	0-0	0-0	1	2	0	0	1	0	0	-28			
1 Jewel Watkins	17:22	1-6	0-2	0-0	1-2	3-2	2-0	2-2	1	1	0	0	0	0	0	-29			
24 Fatou Diakite	12:59	2-5	0-1	4-5	1-2	3-3	5-2	8-8	0	1	0	0	0	0	0	-21			
12 Imani Smith	16:43	1-3	0-1	0-0	0-0	0-0	3-0	2-1	2	1	1	1	1	1	-11				
5 Nita Young	17:01	1-5	0-1	2-2	1-2	3-2	2-1	4-4	1	1	0	0	0	0	0	-18			
0 Aylesha Wade	11:40	0-5	0-3	0-0	1-0	1-1	1-1	0-0	0	1	1	0	0	0	0	-4			
22 Carolina Thiel	06:41	0-2	0-1	0-0	0-1	1-1	1-0	0-0	0	0	0	0	1	0	0	-8			
Team						4	8												
Totals		14-66	2-19	13-18	13	26	39	27	18	43	7	11	3	4	10	-41			

Shooting By Period	
1st FG%	3-17 17.6%
3PT%	0-6 0.0%
FT%	2-2 100%
2nd FG%	3-18 16.7%
3PT%	0-4 0.0%
FT%	1-3 33.3%
3rd FG%	6-14 42.9%
3PT%	1-2 50.0%
FT%	4-6 66.7%
4th FG%	2-17 11.8%
FT%	6-7 85.7%
GM FG%	14-69 21.2%
3PT%	1-19 10.5%
FT%	13-18 72.2%

NC State - 84		Record: 1-0																	
NO. Name	Min	FG		3P		FT		Rebounds		Fouls		TP	AS	TO	ST	Blocks			+/-
		M/A	M/A	M/A	M/A	OR	DR	OR	DR	PF	FD					BS	BA	BB	
2 Mimi Collins	F 20:10	3-9	3-6	2-2	1-4	5-11	1-1	11-11	1	1	1	0	2	0	0	31			
1 River Baldwin	C 19:21	0-1	0-0	0-0	0-0	5-5	3-1	10-10	2	0	0	0	1	0	0	18			
10 Aziahna James	G 23:39	7-12	5-8	7-8	0-5	5-2	7-26	2-1	2	0	0	0	0	0	0	35			
21 Madison Hayes	G 26:00	3-10	0-3	4-6	0-5	3-8	3-6	10-4	2-2	2-4	1-2	1-1	2-1	3-8					
22 Sanjya Rivers	G 18:45	2-5	0-1	7-7	0-4	4-4	2-4	11-3	2-1	2-1	0-0	0-0	2-2						
35 Zoe Brooks	28:50	5-10	1-1	2-3	2-4	6-2	12-3	2-2	1-0	1-0	1-1	2-1	0-1	2-1	21				
15 Lizzy Williamson	10:45	0-0	0-0	0-0	0-4	4-2	0-0	0-0	0-0	0-0	0-0	0-0	2-0	0-15					
11 Maddie Cox	16:17	0-4	0-2	0-0	1-4	5-0	0-1	0-1	0-1	0-0	0-0	0-0	0-9						
24 Laci Steele	22:16	3-12	0-4	2-2	2-4	1-3	8-11	1-1	0-0	0-2	2-2								
42 Mallory Collier	09:44	1-1	0-0	1-2	2-2	4-0	2-1	3-0	0-0	0-0	2-0	0-0	0-8						
30 Jannah Eissa	04:03	1-2	1-2	0-0	0-0	0-1	1-3	0-0	0-0	0-0	0-0	0-0	0-6						
Team						4	9												
Totals		25-66	9-27	25-30	17	42	59	18	27	84	14	12	5	10	4	41			

Shooting By Period	
1st FG%	10-14 71.4%
3PT%	6-9 66.7%
FT%	10-10 100%
2nd FG%	1-18 5.6%
3PT%	0-10 0.0%
FT%	3-5 60%
3rd FG%	6-16 37.5%
3PT%	2-6 33.3%
FT%	10-12 83.3%
4th FG%	8-18 44.4%
3PT%	1-2 50.0%
FT%	2-3 66.7%
GM FG%	25-66 37.9%
3PT%	9-27 33.3%
FT%	25-30 83.3%

CHAR		NCSU		Points from Turnovers		Period by Period Scoring					
Biggest lead	0 (1st 10:00)	42 (4th 0:57)	Turnovers	4	19	1st	2nd	3rd	4th	TOT	
Best Scoring Run	7 (3rd 8:22)	16 (2nd 6:22)	Paint	20	28	CHAR	8	7	17	11	43
Lead Changes	0	16 (2nd 6:22)	Second Chance	11	17	NCSU	36	5	24	19	84
Times Tied	0	0	Fast Breaks	9	22						
Time with Lead	00:00	39:41	Bench	16	26						

GAME 2: NC STATE 92, UCONN 81



Official Basketball Box Score - Final  
UConn at NC State  
11/10/23 Reynolds Coliseum, Raleigh  
2023-24 Women's Basketball

Game Time: 3:00 PM  
Game Duration: 2:10  
Attendance: 5,500

Officials: Dee Kantner, Puani Spruick-Welsh, Tara Cruse

UConn - 81		Record: 1-1																	
NO. Name	Min	FG		3P		FT		Rebounds		Fouls		TP	AS	TO	ST	Blocks			+/-
		M/A	M/A	M/A	M/A	OR	DR	OR	DR	PF	FD					BS	BA	BB	
3 Aaliyah Edwards	F 33:10	8-17	0-0	5-6	3-3	6-4	4-4	21-3	3	4	2	0	3	-5					
5 Paige Buckers	G 31:13	11-18	2-3	3-4	0-3	3-4	5-27	3	3	1	0	1	0	19					
10 Nika Muhl	G 33:06	2-3	0-0	1-1	3-3	4-5	2-4	6-6	0	1	0	0	0	-2					
33 Caroline Ducharme	G 14:34	1-3	0-2	0-0	0-0	2-0	2-0	0-0	0	0	0	0	0	-6					
35 Azzi Fudd	G 35:00	4-13	1-7	0-0	1-1	2-4	0-9	2-2	1	0	1	0	1	-2					
44 Aubrey Griffin	13:08	1-2	0-1	0-0	1-3	4-0	1-2	0-0	2	2	0	0	0	-16					
2 KK Arnold	11:14	1-3	0-0	0-0	0-0	0-0	0-0	2-0	0	0	0	0	0	0	-1				
4 Cadence Samuels	21:35	5-9	4-8	0-0	1-2	3-2	0-14	0-0	0	0	0	0	0	1					
25 Ice Brady	07:00	0-3	0-1	0-0	1-0	1-1	0-0	0-0	0	0	0	0	0	0	-5				
Team						3	6												
Totals		33-71	7-22	9-11	11	18	29	22	12	51	15	12	7	0	6	11			

Shooting By Period	
1st FG%	9-18 50.0%
3PT%	2-5 40.0%
FT%	5-9 62.5%
2nd FG%	8-19 42.1%
3PT%	1-8 12.5%
FT%	1-1 100%
3rd FG%	6-16 37.5%
3PT%	2-4 50.0%
FT%	0-0 0%
4th FG%	10-18 55.6%
3PT%	2-5 40.0%
FT%	2-2 100%
GM FG%	33-71 46.5%
3PT%	7-22 31.8%
FT%	8-11 72.7%

NC State - 92		Record: 2-0																	
NO. Name	Min	FG		3P		FT		Rebounds		Fouls		TP	AS	TO	ST	Blocks			+/-
		M/A	M/A	M/A	M/A	OR	DR	OR	DR	PF	FD					BS	BA	BB	
2 Mimi Collins	F 34:25	2-8	1-3	3-4	4-4	8-2	2-8	0-0	3	0	2	0	11						
1 River Baldwin	C 22:04	2-3	0-0	2-2	2-4	6-3	4-0	6-6	0	1	1	0	0	2					
10 Aziahna James	G 21:38	6-13	3-6	3-4	0-4	4-3	4-18	2	1	0	0	0	0	7					
21 Madison Hayes	G 31:50	2-2	2-4	1-3	0-4	2-2	10-11	3	1	0	0	0	0	11					
22 Sanjya Rivers	G 38:16	11-19	1-6	10-14	2-8	10-10	8-33	5-2	3-3	0-0	0-0	0-0	0-0	0-12					
35 Zoe Brooks	25:33	6-11	0-3	0-0	1-3	4-0	2-12	3-3	3-0	0-0	0-0	0-0	0-12						
15 Lizzy Williamson	04:06	0-0	0-0	0-0	0-0	0-0	0-0	0-0	0-0	0-0	0-0	0-0	0-6						
24 Laci Steele	02:43	0-1	0-0	0-0	0-0	0-0	0-0	0-0	0-0	0-0	0-0	0-0	0-7						
11 Maddie Cox	16:38	2-2	1-1	0-0	0-0	2-2	0-5	1-0	0-0	0-0	0-0	0-0	14						
42 Mallory Collier	02:47	0-0	0-0	0-0	1-0	1-0	0-0	0-0	0-0	0-0	0-0	0-0	1						
Team						1	2												
Totals		31-59	8-21	22-28	12	29	41	12	22	92	15	13	4	6	0	11			

Shooting By Period	
1st FG%	6-15 40.0%
3PT%	1-5 20.0%
FT%	3-4 75%
2nd FG%	10-15 66.7%
3PT%	2-3 66.7%
FT%	4-6 66.7%
3rd FG%	7-14 50.0%
3PT%	3-7 42.9%
FT%	3-4 75%
4th FG%	8-15 53.3%
3PT%	2-6 33.3%
FT%	12-14 85.7%
GM FG%	31-59 52.5%
3PT%	8-21 38.1%
FT%	22-28 78.6%

UCONN		NCSU		Points from Turnovers		Period by Period Scoring	
Biggest lead	9 (1st 0:25)	14 (4th 5:53)	Turnovers	18	1		

# OVERALL STATS

## Game Records

Record	Overall	Home	Away	Neutral
ALL GAMES	4-0	4-0	0-0	0-0
CONFERENCE	0-0	0-0	0-0	0-0
NON-CONFERENCE	4-0	4-0	0-0	0-0

## Score by Periods

Team	1st	2nd	3rd	4th	OT	TOT
NC State	93	60	87	93	0	333
Opponents	62	40	62	53	0	217

## Team Box Score

No.	Player				Total		3-Point		F-Throw		Rebounds											
		GP-GS	MIN	AVG	FG-FGA	FG%	3FG-3FGA	3FG%	FT-FTA	FT%	OFF	DEF	TOT	AVG	PF	DQ	A	TO	BLK	STL	PTS	AVG
10	JAMES, Aziaha	4-4	104:34	26.1	26-53	.491	11-22	.500	18-20	.900	1	15	16	4.0	9	0	9	8	0	5	81	20.3
22	RIVERS, Saniya	4-4	121:02	30.3	22-43	.512	2-11	.182	23-28	.821	3	20	23	5.8	6	0	22	9	4	11	69	17.3
2	COLLINS, Mimi	4-4	112:14	28.1	17-33	.515	5-11	.455	8-9	.889	7	23	30	7.5	5	0	3	6	4	2	47	11.8
35	BROOKS, Zoe	4-0	108:22	27.1	17-36	.472	0-7	.000	7-9	.778	3	17	20	5.0	6	0	15	9	2	3	41	10.3
21	HAYES, Madison	4-4	97:08	24.3	9-19	.474	4-8	.500	14-17	.824	9	12	21	5.3	5	0	11	6	4	2	36	9.0
24	STEELE, Laci	4-0	52:09	13.0	6-22	.273	2-10	.200	2-2	1.000	2	4	6	1.5	2	0	2	3	0	1	16	4.0
1	BALDWIN, River	4-4	74:22	18.6	7-16	.438	0-0	.000	2-2	1.000	8	17	25	6.3	6	0	2	6	3	1	16	4.0
42	COLLIER, Mallory	4-0	33:56	8.5	5-7	.714	0-0	.000	1-2	.500	6	3	9	2.3	3	0	0	1	3	0	11	2.8
11	COX, Maddie	4-0	63:06	15.8	3-10	.300	1-5	.200	4-4	1.000	2	16	18	4.5	1	0	3	6	2	1	11	2.8
30	EISSA, Jannah	2-0	07:38	3.8	1-3	.333	1-3	.333	0-0	.000	1	0	1	0.5	1	0	0	0	0	0	3	1.5
15	WILLIAMSON, Lizzy	4-0	25:30	6.4	1-4	.250	0-0	.000	0-0	.000	1	6	7	1.8	2	0	0	1	3	1	2	0.5
Team											10	9	19					1				
<b>Total</b>		<b>4</b>	<b>800</b>		<b>114-246</b>	<b>.463</b>	<b>26-77</b>	<b>.338</b>	<b>79-93</b>	<b>.849</b>	<b>53</b>	<b>142</b>	<b>195</b>	<b>48.8</b>	<b>46</b>	<b>0</b>	<b>67</b>	<b>56</b>	<b>25</b>	<b>27</b>	<b>333</b>	<b>83.3</b>
<b>Opponents</b>		<b>4</b>	<b>800</b>		<b>88-269</b>	<b>.327</b>	<b>15-72</b>	<b>.208</b>	<b>26-36</b>	<b>.722</b>	<b>44</b>	<b>83</b>	<b>127</b>	<b>31.8</b>	<b>87</b>	<b>2</b>	<b>45</b>	<b>51</b>	<b>13</b>	<b>22</b>	<b>217</b>	<b>54.3</b>

## Team Statistics

	NCSU	OPP
<b>Scoring</b>	<b>333</b>	<b>217</b>
Points per game	83.3	54.3
Scoring margin	+29.0	-
<b>Field goals-att</b>	<b>114-246</b>	<b>88-269</b>
Field goal pct	.463	.327
<b>3 point fg-att</b>	<b>26-77</b>	<b>15-72</b>
3-point FG pct	.338	.208
3-pt FG made per game	6.5	3.8
<b>Free throws-att</b>	<b>79-93</b>	<b>26-36</b>
Free throw pct	.849	.722
F-Throws made per game	19.8	6.5
<b>Rebounds</b>	<b>195</b>	<b>127</b>
Rebounds per game	48.8	31.8
Rebounding margin	+17.0	-
<b>Assists</b>	<b>67</b>	<b>45</b>
Assists per game	16.8	11.3
<b>Turnovers</b>	<b>56</b>	<b>51</b>
Turnovers per game	14.0	12.8
Turnover margin	-1.3	-
Assist/turnover ratio	1.2	0.9
<b>Steals</b>	<b>27</b>	<b>22</b>
Steals per game	6.8	5.5
<b>Blocks</b>	<b>25</b>	<b>13</b>
Blocks per game	6.3	3.3
<b>Winning streak</b>	<b>4</b>	<b>-</b>
Home win streak	4	-
<b>Attendance</b>	<b>19421</b>	<b>0</b>
Home games-Avg/Game	4-4855	0-0
Neutral site-Avg/Game	-	0-0

## Team Results

Date	Opponent		Score	Att.
11/07/2023	Charlotte	W	84-43	4496
11/12/2023	UConn	W	92-81	5500
11/15/2023	Elon	W	90-35	4402
11/19/2023	Rhode Island	W	67-58	5023

# ACC STATS (2022-23)

### Game Records

Record	Overall	Home	Away	Neutral
ALL GAMES	9-9	6-3	3-6	0-0
CONFERENCE	9-9	6-3	3-6	0-0
NON-CONFERENCE	0-0	0-0	0-0	0-0

### Score by Periods

Team	1st	2nd	3rd	4th	OT	TOT
NC State	306	264	295	293	15	1173
Opponents	302	271	318	290	4	1185

### Team Box Score

No.	Player				Total			3-Point		F-Throw		Rebounds								PTS	AVG	
		GP-GS	MIN	AVG	FG-FGA	FG%	3FG-3FGA	3FG%	FT-FTA	FT%	OFF	DEF	TOT	AVG	PF	DQ	A	TO	BLK			STL
3	JOHNSON, Diamond	12-11	352:32	29.4	50-137	.365	20-78	.256	12-13	.923	2	44	46	3.8	21	0	38	28	1	16	132	11.0
22	RIVERS, Saniya	17-8	504:07	29.7	59-141	.418	9-41	.220	25-41	.610	13	81	94	5.5	32	0	48	38	14	38	152	8.9
5	BOYD, Jada	16-12	384:10	24.0	46-116	.397	7-18	.389	41-53	.774	15	56	71	4.4	33	0	19	25	15	8	140	8.8
41	HOBBSY, Camille	18-18	385:45	21.4	66-129	.512	1-6	.167	22-25	.880	25	47	72	4.0	34	0	6	26	11	5	155	8.6
11	BROWN-TURNER, Jakia	18-18	519:43	28.9	51-157	.325	16-64	.250	20-26	.769	21	55	76	4.2	41	1	28	38	4	17	138	7.7
10	JAMES, Aziaha	18-3	362:03	20.1	48-122	.393	12-47	.255	20-29	.690	14	36	50	2.8	24	2	42	21	1	23	128	7.1
2	COLLINS, Mimi	18-6	394:05	21.9	48-116	.414	7-24	.292	19-27	.704	19	48	67	3.7	25	0	16	18	3	11	122	6.8
21	HAYES, Madison	18-14	443:49	24.7	40-109	.367	16-51	.314	16-27	.593	23	50	73	4.1	15	0	14	15	12	8	112	6.2
1	BALDWIN, River	17-0	233:11	13.7	32-66	.485	1-2	.500	20-27	.741	12	30	42	2.5	22	0	5	17	12	1	85	5.0
23	TIMMONS, Jessica	7-0	48:18	6.9	3-10	.300	2-5	.400	1-2	.500	1	2	3	0.4	5	0	4	4	0	0	9	1.3
Team											28	55	83				10					
<b>Total</b>		<b>18</b>	<b>3628</b>		<b>443-1103</b>	<b>.402</b>	<b>91-336</b>	<b>.271</b>	<b>196-270</b>	<b>.726</b>	<b>173</b>	<b>504</b>	<b>677</b>	<b>37.6</b>	<b>252</b>	<b>3</b>	<b>220</b>	<b>240</b>	<b>73</b>	<b>127</b>	<b>1173</b>	<b>65.2</b>
<b>Opponents</b>		<b>18</b>	<b>3625</b>		<b>448-1125</b>	<b>.398</b>	<b>108-349</b>	<b>.309</b>	<b>181-252</b>	<b>.718</b>	<b>198</b>	<b>509</b>	<b>707</b>	<b>39.3</b>	<b>271</b>	<b>2</b>	<b>216</b>	<b>249</b>	<b>57</b>	<b>120</b>	<b>1185</b>	<b>65.8</b>

### Team Statistics

	NCSU	OPP
<b>Scoring</b>	<b>1173</b>	<b>1185</b>
Points per game	65.2	65.8
Scoring margin	-0.7	-
<b>Field goals-att</b>	<b>443-1103</b>	<b>448-1125</b>
Field goal pct	.402	.398
<b>3 point fg-att</b>	<b>91-336</b>	<b>108-349</b>
3-point FG pct	.271	.309
3-pt FG made per game	5.1	6.0
<b>Free throws-att</b>	<b>196-270</b>	<b>181-252</b>
Free throw pct	.726	.718
F-Throws made per game	10.9	10.1
<b>Rebounds</b>	<b>677</b>	<b>707</b>
Rebounds per game	37.6	39.3
Rebounding margin	-1.7	-
<b>Assists</b>	<b>220</b>	<b>216</b>
Assists per game	12.2	12.0
<b>Turnovers</b>	<b>240</b>	<b>249</b>
Turnovers per game	13.3	13.8
Turnover margin	+0.5	-
Assist/turnover ratio	0.9	0.9
<b>Steals</b>	<b>127</b>	<b>120</b>
Steals per game	7.1	6.7
<b>Blocks</b>	<b>73</b>	<b>57</b>
Blocks per game	4.1	3.2
<b>Winning streak</b>	<b>1</b>	<b>-</b>
Home win streak	2	-
<b>Attendance</b>	<b>49145</b>	<b>37364</b>
Home games-Avg/Game	9-5461	9-4152
Neutral site-Avg/Game	-	0-0

### Team Results

Date	Opponent		Score	Att.
12/18/2022	Clemson	W	77-59	5500
12/29/2022	Duke	L	58-72	5500
01/01/2023	at Syracuse	W	56-54	1994
01/05/2023	Boston College	L	71-79	5145
01/08/2023	Virginia	W	87-62	5500
01/12/2023	at Florida St.	L	72-91	2014
01/15/2023	at North Carolina	L	47-56	6319
01/19/2023	Miami (FL)	W	71-61	5500
01/22/2023	at Louisville	W	63-51	11175
01/29/2023	Notre Dame	W	69-65	5500
02/02/2023	at Georgia Tech	L	62-68	1653
02/06/2023	Virginia Tech	L	61-73	5500
02/09/2023	at Wake Forest	W	51-42	957
02/12/2023	at Virginia	L	59-71	3700
02/16/2023	North Carolina	Wot	77-66	5500
02/19/2023	at Virginia Tech	L	62-75	6413
02/23/2023	at Duke	L	62-77	3139
02/26/2023	Pittsburgh	W	68-63	5500

# 2023-24 WOLFPACK PHOTO ROSTER




**1** River Baldwin  
Gr. • C • 6-5



**2** Mimi Collins  
Gr. • F • 6-3



**4** Alyssa Lewis  
Fr. • G • 5-7



**10** Aziaha James  
Jr. • G • 5-9



**11** Maddie Cox  
Fr. • F • 6-2



**15** Lizzy Williamson  
Gr. • C • 6-5



**20** Katie Peneueta  
Jr. • F • 6-2



**21** Madison Hayes  
Sr. • G • 6-0



**22** Saniya Rivers  
Jr. • G • 6-1



**24** Laci Steele  
Fr. • G • 5-11



**30** Jannah Eissa  
Fr. • G • 5-8



**35** Zoe Brooks  
Fr. • G • 5-10



**42** Mallory Collier  
Fr. • C • 6-3



**WES MOORE**  
Head Coach



**NIKKI WEST**  
Associate Head



**BRITTANY MORRIS**  
Assistant Coach



**ASHLEY WILLIAMS**  
Assistant Coach



**HOUSTON FANCHER**  
Assistant Coach



**KEVIN LEATHERWOOD**  
Assistant Coach





1

**RIVER BALDWIN**  
Graduate • Center • 6-5  
Andalusia, Ala.  
Florida State / Pleasant Home

PPG	RPG	APG	BPG
4.0	6.3	0.5	0.8
FG%	3FG%	FT%	MPG
.438	-	1.000	18.6

Season-high eight pts, eight rebs against Rhode Island ... First start of Wolfpack career in season opener ... Played 32 games at NC State and missed just one game the last two years ... Averaged 5.7 points and 4.0 rebounds last year with five double-figure scoring games ... Led team in pts (18) and rebs (11) vs. West Virginia for second career double-double and also had double-double (11 pts, 11 rebs) vs. Davidson a month later ... Only Wolfpack player last year with multiple double-doubles ... Shot perfect 7-of-7 in 14-pt outing vs. Syracuse in ACC Tournament opener ... Joined NC State ahead of the 2022-23 season after spending first three seasons of career at Florida State ... Played 117 career games all in ACC

Reached 1,000 career pts vs. Rhode Island and added 11 rebs for her first Wolfpack double-double ... Team's leading rebounder this year ... Shot 8-of-8 from field vs. Elon to score season-high 18 pts ... Scored 11 pts in Pack's season opener and tied career high with three triples vs. Charlotte ... Averaged 6.9 pts and 4.0 rebs in first season at NC State (2022-23), appearing in all 32 games ... Season-high 19 pts at Georgia in December 2022 ... Nine starts in 2022-23 and averaged 10 pts, 5.1 rebs and 1.2 asts in those games ... 2020-21 All-Big Ten Honorable Mention as sophomore at Maryland ... Career-high 22 pts in Dec. 14, 2020 win at Rutgers while with Terps ... Team-high 129 career games (36 at NC State)



2

**MIMI COLLINS**  
Me-me  
Graduate • Forward • 6-3  
Slidell, La.  
Maryland / Paul VI

PPG	RPG	APG	BPG
11.8	7.5	0.8	1.0
FG%	3FG%	FT%	MPG
.515	.455	.889	28.1

Redshirting the 2023-24 season ... Announced commitment to NC State as a preferred walk-on in April 2013 ... Averaged 14.3 points, 5.3 rebounds, 3.1 assists and 3.0 steals per game during her senior season at Hickory Ridge ... Surpassed the 1,000 career point mark during her high school career ... NCBCA All-District Second Team and Greater Metro 4 All-Conference Team honoree following both the 2021-22 and 2022-23 seasons



4

**ALYSSA LEWIS**  
Freshman • Guard • 5-7  
Harrisburg, N.C.  
Hickory Ridge

PPG	RPG	APG	BPG
2.8	4.5	0.8	0.5
FG%	3FG%	FT%	MPG
.300	.200	1.000	15.8

Career-high 26 pts in season opener and tied career high for threes (5) ... Third 20+ pt game of career, second of season with 20 vs. Elon ... Team's leading scorer with 10+ pts in every game as she also had 18 vs. UConn and 17 vs. Rhode Island ... Averaged then career-best 6.8 pts and 2.3 asts in 2022-23 ... Played all 32 games last year and started last six of year ... Scored 20 pts and hit 3-of-6 threes in first career start at VT in February ... Career-best 5-of-6 from distance in 19-pt outing vs. Davidson in December 2022 ... In six starts last year, averaged 10.2 pts, 4.3 asts, 4.7 rebs and 2.0 stls ... Seven-assist games twice in ACC contests last year, team single-game best on year ... 2021-22 All-ACC Freshman Team

Led team in rebs against Elon with season-high nine ... Made collegiate debut in season opener against Charlotte ... First bucket of career in second quarter against No. 2 UConn and scored five points in 90-second span ... Ranked the No. 71 player in the class of 2023 by ESPN ... ESPN scouts grade of 93 ... Averaged a double-double as a high school senior with 17.2 pts and 11.9 rebs per game ... Surpassed the 1,000 career pt mark during 2022-23 high school season ... Set Flower Mound school record for total asts in senior year ... Three-time All-State selection and Texas Girls Coaches Association All-Star ... Nike EYBL Iowa Region champion ... PassThaBall MVP ... Nominated for 2023 McDonald's All-America Game



10

**AZIAHA JAMES**  
uh-ZEYE-uh  
Junior • Guard • 5-9  
Virginia Beach, Va.  
Princess Anne

PPG	RPG	APG	SPG
20.3	4.0	2.3	1.3
FG%	3FG%	FT%	MPG
.491	.500	.900	20.3

Made NC State debut in season opener ... Scored first points as member of Pack against Elon ... Transferred to NC State ahead of 2023-24 after three years at Southern Utah ... 2022-23 WAC Defensive Player of the Year, All-WAC Second Team and WAC All-Defensive Team ... Averaged 9.6 pts, 10 rebs and 2.3 blks per game last year ... 329 rebs last season set Thunderbirds' program record ... Totaled 16 double-figure scoring performances last season with 12 of those coming in as double-doubles ... Enjoyed career-best night on Nov. 21, 2021 during which she posted 35 pts and 23 rebs against SAGU American Indiana ... Averages 8.4 pts and 7.9 rebs across 73 career games played in midst of fourth season



11

**MADDIE COX**  
Freshman • Forward • 6-2  
Flower Mound, Texas  
Flower Mound

PPG	RPG	APG	BPG
9.0	5.3	2.8	1.0
FG%	3FG%	FT%	MPG
.474	.500	.824	24.3

Transferred to NC State ahead of 2023-24 after two years at Sacramento State ... Averaged versatile 8.4 points, 5.8 rebounds, 2.0 assists and 1.4 blocks per game as sophomore last year ... 45.5 percent three-point clip in 2022-23 ranked sixth in nation ... Career shooting marks of better than 45 percent overall (.462) and from distance (.458) ... Set Sacramento State program record in three-point percentage (.463) as freshman in 2021-22 ... 21 career games with 10+ points ... Posted 20 points and hit six threes against Montana State last season to tie career highs in both categories ... Blocked 42 shots in 2022-23 to lead Big Sky Conference ... Averages 8.5 points and 5.3 rebounds across 51 career games

Prior to game against Rhode Island, had scored in double figures in four straight games, including season-opening streak of 10 against Charlotte and UConn and season-high 15 against Elon ... Played all 32 games for Pack in 2022-23 and started 25 ... Averaged career-best 7.0 pts and 3.8 rebs last season ... First 20-pt night of her career to lead team in scoring vs. Clemson in December 2022 ... First career double-double (11 pts, 10 rebs) vs. Mount St. Mary's earlier that month ... Seven blks in first half alone of Jan. 8, 2023 game vs. Virginia to rank second in program history ... Transferred to NC State ahead of 2021-22 after spending first year of career at Mississippi State ... 2021 All-SEC Freshman Team



15

**LIZZY WILLIAMSON**  
Graduate • Center • 6-5  
Adelaide, Australia  
Southern Utah / Westminster

PPG	RPG	SPG	BPG
17.3	5.8	5.5	2.8
FG%	3FG%	FT%	MPG
.512	.182	.821	30.3

Finished bucket shy of double figures with eight points vs. Charlotte in collegiate debut ... Another eight-point night vs. Elon during which she hit her first career three ... Ranked the No. 56 player in the class of 2023 by ESPN ... ESPN scouts grade of 93 ... Helped lead Edmond North to back-to-back state titles in 2022 and 2023 ... Was named MVP of both of those runs ... Averaged 21.3 points per game as a high school senior ... Surpassed the 2,000 career points mark ... High school's record holder in both points and steals ... Three-time Oklahoma Super5 First Team ... Named COAC Player of the Year and First Team All-Conference in both 2022 and 2023 ... Nominated for 2023 McDonald's All-America Game



20

**KATIE PENEUETA**  
PEN-uh-WET-uh  
Junior • Forward • 6-2  
Vancouver, Wash.  
Sacramento State / Heritage

PPG	RPG	APG	BPG
1.5	0.5	-	-
FG%	3FG%	FT%	MPG
.333	.333	-	3.8

Hit three point late in fourth quarter against Charlotte in collegiate debut and also saw playing time against Elon ... Joined NC State as a walk-on prior to the 2023-24 season ... Won U16 national championship ... Averaged 12.2 points, 3.2 steals and 4.3 rebounds in the finals of that run, scoring 16 points in one of the contests ... Notched a double-double in four of five games during the U18 championship finals ... Competed twice with the Egyptian U15 Skills National Team ... Two-time winner of the FIBA 3x3 national championship at the U16 and U18 levels



21

**MADISON HAYES**  
Senior • Guard • 6-0  
Chattanooga, Tenn.  
Mississippi State / East Hamilton

PPG	RPG	APG	BPG
4.0	1.5	0.5	0.3
FG%	3FG%	FT%	MPG
.273	.200	1.000	13.0

Completed bucket shy of double figures with eight points vs. Charlotte in collegiate debut ... Another eight-point night vs. Elon during which she hit her first career three ... Ranked the No. 56 player in the class of 2023 by ESPN ... ESPN scouts grade of 93 ... Helped lead Edmond North to back-to-back state titles in 2022 and 2023 ... Was named MVP of both of those runs ... Averaged 21.3 points per game as a high school senior ... Surpassed the 2,000 career points mark ... High school's record holder in both points and steals ... Three-time Oklahoma Super5 First Team ... Named COAC Player of the Year and First Team All-Conference in both 2022 and 2023 ... Nominated for 2023 McDonald's All-America Game



22

**SANIYA RIVERS**  
suh-NEYE-uh  
Junior • Guard • 6-1  
Wilmington, N.C.  
South Carolina / Ashley

PPG	RPG	APG	SPG
2.8	2.3	-	0.8
FG%	3FG%	FT%	MPG
.472	.000	.778	27.1

Led all newcomers in scoring with 12 pts in debut ... Double figures in scoring in three of first four games of career with 12 vs. No. 2 UConn and 10 vs. Rhode Island ... Second on team in asts ... No. 4 guard and No. 9 overall player in class of 2023 by ESPN ... ESPN scouts grade of 97 and five-star signee ... 2023 Naismith Girls' High School All-America Team ... 2023 McDonald's All-American ... 2023 National Player of Year (SB Live) ... 2022 WNBA Skills Challenge champion with former Oregon standout Sabrina Ionescu ... Four-time All-State honoree who helped lead team to an NJSIAA Tournament of Champions title in 2022 ... Averaged 25.5 pts, 6.6 rebs, 5.5 stls, 4.1 asts per game as a high school senior

Made collegiate debut in season opener ... Tied for team lead in blocked shots with two in that game ... Early season-high of six points off three field goals made against Elon ... Ranked the No. 55 player in the class of 2023 by ESPN ... ESPN scouts grade of 93 ... 2022 Memphis Area Player of the Year ... 2022 All-Metro Girls Basketball First Team ... Multi-time nominee and finalist for Miss Tennessee Basketball and Tennessee Gatorade Player of the Year ... Averaged 11.5 points and 7.1 rebounds per game during her senior year on a Bartlett team that reached the state title game ... 2022 Team USA Trials invitee ... Nominated for the 2023 McDonald's All-America Game



24

**LACI STEELE**  
Freshman • Guard • 5-11  
Edmond, Okla.  
Edmond North

PPG	RPG	APG	SPG
1.5	0.5	-	-
FG%	3FG%	FT%	MPG
.333	.333	-	3.8



30

**JANNAH EISSA**  
JAN-uh eye-AY-suh  
Freshman • Guard • 5-8  
Cairo, Egypt  
Greenland International

PPG	RPG	APG	SPG
2.8	2.3	-	0.8
FG%	3FG%	FT%	MPG
.714	-	.500	8.5



35

**ZOE BROOKS**  
Freshman • Guard • 5-10  
Plainfield, N.J.  
Saint John Vianney

PPG	RPG	APG	BPG
2.8	2.3	-	0.8
FG%	3FG%	FT%	MPG
.714	-	.500	8.5



42

**MALLORY COLLIER**  
Freshman • Center • 6-3  
Millington, Tenn.  
Bartlett

PPG	RPG	APG	BPG
2.8	2.3	-	0.8
FG%	3FG%	FT%	MPG
.714	-	.500	8.5