



# AUSTIN PEAY BASKETBALL

7 NCAA TOURNAMENT APPEARANCES | 10-TIME CONFERENCE CHAMPIONS  
43 ALL-CONFERENCE SELECTIONS

## AUSTIN PEAY GOVERNORS

0-2 | 0-0 ASUN | 0-2 HOME

**Head Coach:** Brittany Young (Francis Marion, '08)  
**Record at Austin Peay:** 37-27 / Third Season  
**Career Record:** 37-27 / Third Season  
**Last Game:** L, 52-57 vs. Chattanooga, Nov. 10

## KENTUCKY WILDCATS

2-0 | 0-0 SEC | 0-0 AWAY

**Head Coach:** Kyra Elzy (Tennessee, '99)  
**Record at UTC:** 50-40 / Fourth Season  
**Career Record:** 50-40 / Fourth Season  
**Last Game:** W, 82-54 vs. USC Upstate, Nov. 11

## 2023-24 SCHEDULE

Record	0-2
ASUN	0-0
Home	0-2
Away	0-0
Neutral	0-0
Last 5	0-2
Last 10	0-2

GAME 3 | 6:00 PM, NOV. 14, 2023 | DAVIS-REID ALUMNI GYM | GEORGETOWN, KY



LETSGOPEAY.COM

### INSIDE THE SERIES

The Series | 0-5  
In Clarksville | 0-1  
In Lexington | 0-4  
Neutral | 0-0



UKATHLETICS.COM

## AUSTIN PEAY PROJECTED STARTERS

Pos.	No.	Name	Ht.	Yr.	Previous School	PPG	RPG	Notes
G	1	Sandra Lin	5-4	Gr.	Morehead State	2.0	1.5	
G	3	Anala Nelson	5-7	So.	Lower Richland HS	4.5	6.0	
G/F	15	Cur'Tiera Haywood	5-11	Gr.	Quinnipiac	6.5	3.5	
G	25	Tiya Douglas	5-8	Gr.	Ole Miss	6.0	3.0	
F	32	Gabby Zapata Smalls	5-10	Gr.	St. Joseph's (Pa.)	3.0	3.5	

Last time this group started: Nov. 10 (0-1 record this season)

## KENTUCKY PROJECTED STARTERS

Pos.	No.	Name	Ht.	Yr.	Previous School	PPG	RPG	Other
G	0	Brooklynn Miles	5-5	Jr.	Tennessee	10.0	3.0	
G	2	Saniah Tyler	5-6	So.	Incarnate World	11.0	0.0	
F	13	Ajae Petty	6-3	Sr.	Louisiana State	15.5	11.0	
G	20	Amiya Jenkins	5-10	So.	Anderson County HS	10.5	4.0	
G	22	Maddie Scherr	5-10	Sr.	Oregon	13.0	5.5	

## PREGAME PAROOZING

### TOP HITS

- **BRITT'S THIRD YEAR:** Head Coach Brittany Young enters her third year at the helm of APSU women's basketball team. Young's 37 wins in her first two seasons are the most by a head coach over their first two years. She enters her third season needing just 10 victories for the most wins by an APSU head coach over their first three seasons.
- **THE GOVS ARE BACK:** One of the Govs returnees Shamarre Hale, who set the single-season program record in field-goal percentage, making 69.1 percent of her shots last season. Also returning is Anala Nelson, who was an ASUN All-Freshman honoree, Tiya Douglas, Briah Hampton, and Gabby Zapata Smalls.
- **HALE UNANIMOUS SELECTION:** Shamarre Hale was a unanimous Preseason-All ASUN Team selection, the ASUN announced Oct. 16.

### WHAT TO KNOW

- **SERIES HISTORY:** Kentucky leads the all-time series, 5-0. The Governors fell to the Wildcats, 52-81, in the last meeting between the two teams, Dec. 01, 2019.
- **WHAT A GOVS WIN MEANS:** A win would be Austin Peay's first win of the season home or away. This would also be Austin Peay's first win against Kentucky. The Govs would become 4-35 against SEC opponents.

### EXTRA! EXTRA!

- **ON THIS DAY:** The Governors are 6-1 on games played on Nov. 14. The most recent Nov. 14 game was a 73-50 win against Christian Brothers in 2017.
- **WELCOME TO THE BANK:** The crown jewel of downtown Clarksville is the new state-of-the-art home for Governors men's and women's basketball, F&M Bank Arena hosted its first regular-season basketball game first regular-season games when the men's and women's basketball teams opened their 2023-24 campaigns, Nov. 6, against Trevecca and Life, respectively.

DATE	OPPONENT	TIME/RESULT
Nov. 6	Trevecca	L, 59-75
Nov. 10	Chattanooga	L, 52-57
Nov. 14	at Kentucky	5 PM
Nov. 18	at Butler	4 PM
<b>Cleveland State Thanksgiving Tournament</b>		
Nov. 22	at Cleveland State	3 PM
Nov. 24	vs Kansas City	3 PM
Nov. 25	Chicago State	Noon
Dec. 2	at Mercer	1 PM
Dec. 9	Murray State	5 PM
Dec. 14	Fisk	11 AM
Dec. 16	Bryan College	2 PM
<b>APSU Christmas Tournament</b>		
Dec. 20	New Mexico State	1 PM
Dec. 21	Stephen F. Austin	2:30 PM
Dec. 30	Miami (Ohio)	2 PM
Jan. 4	• Bellarmine	6 PM
Jan. 6	• Eastern Kentucky	2 PM
Jan. 11	• at North Alabama	5:30 PM
Jan. 13	• at Central Arkansas	1 PM
Jan. 20	• Lipscomb	2 PM
Jan. 25	• Stetson	6 PM
Jan. 27	• Florida Gulf Coast	6 PM
Feb. 1	• at Kennesaw State	4 PM
Feb. 3	• at Queens	Noon
Feb. 7	• at North Florida	6 PM
Feb. 10	• Jacksonville	2 PM
Feb. 17	• at Lipscomb	2 PM
Feb. 22	• Central Arkansas	6 PM
Feb. 24	• North Alabama	2 PM
Feb. 29	• at Eastern Kentucky	6 PM
Mar. 2	• at Bellarmine	Noon

**ASUN Basketball Championship** Campus Sites  
March 8-16 Championship TBA  
• - ASUN Conference contest  
Home games in bold. All Times Central.

## BROADCAST INFORMATION

STREAM | ESPN+

Darren Headrick, PxP

RADIO | WAPX 91.9 FM

Carter Mansfield, PxP

## ATHLETICS COMMUNICATIONS

CAMILLE BLAYLOCK

Athletic Communications Assistant

Email: blaylockc@aspu.edu

Cell: 662-322-9195

Office: 931-221-6562

TV/RADIO CHEAT SHEET

0



Kaili Chamberlin  
G • 5-8 • Jr.  
Medford, Ore.  
McNeese St.

PPG	RPG	Assists	FG%	3FG%	FT%
4.5	0.5	0.0	50.0 (3-6)	50.0 (2-4)	50.0 (1-2)

Last Game: Did not score in 5 minutes vs. Chattanooga (11/10/23)  
Career High Scoring: 29, vs. Centenary (LA) (11/24/21) (McNeese St.)

1




Sandra Lin  
G • 5-4 • Gr.  
Hsinchu, Taiwan  
Morehead St.

PPG	RPG	Assists	FG%	3FG%	FT%
2.0	1.5	6	40.0 (2-5)	0.0 (0-2)	0.0 (0-0)

Last Game: 2 points (1-2 FG) and 6 assists in 24 min vs. Chattanooga (11/10/23)  
Career High Scoring: 23, vs. Lindenwood (2/18/23) (Morehead St.)

3



Anala Nelson  
G • 5-7 • So.  
Columbia, S.C.  
Lower Richland HS

PPG	RPG	Assists	FG%	3FG%	FT%
4.5	6.0	4	23.5 (4-17)	0.0 (0-1)	25.0 (1-4)

Last Game: 3 points (1-8 FG) and a career-high 9 rebounds vs. Chattanooga (11/10/23)  
Career High Scoring: 18, vs. Eastern Ky. (03/05/23)

4



Alyssa Hargrove  
G • 5-8 • Jr.  
Huber Heights, Ohio  
Stetson

PPG	RPG	Assists	FG%	3FG%	FT%
5.0	3.0	1	40.0 (2-5)	25.0 (1-4)	0.0 (0-0)

Last Game: 5 points in 19 minutes vs. Trevecca (11/06/23)  
Career High Scoring: 21, vs. Johnson (Fl.) (11/09/21) (Stetson)

5



Abby Cater  
G • 5-7 • Jr.  
Fort Washington, Md.  
Trinity Valley CC

PPG	RPG	Assists	FG%	3FG%	FT%
8.5	2.0	0	53.3 (8-15)	33.3 (1-3)	33.3 (1-3)

Last Game: 8 points (4-6 FG) in 29 minutes vs. Chattanooga (11/10/23)  
Career High Scoring: 9, vs. Trevecca (11/06/23)

10




La'Nya Foster  
G • 5-9 • Fr.  
Riverdale, Ga.  
Lovejoy HS

PPG	RPG	Assists	FG%	3FG%	FT%
4.5	3.5	2	50.0 (4-8)	33.3 (1-3)	0.0 (0-0)

Last Game: 2 points (1-2 FG) in 17 minutes vs. Chattanooga (11/10/23)  
Career High Scoring: 7, vs. Trevecca (11/06/23)

11



JaNiah Newell  
G • 5-4 • Gr.  
Danville, Ill.  
Chicago St.

PPG	RPG	Assists	FG%	3FG%	FT%
0.0	0.0	0.0	0.0	0.0	0.0

Last Game: 20 points (6-15 FG) against Hartford (while at Chicago St.)  
Career High Scoring: 29, vs. Evansville (11/16/22) (Chicago St.)

15



Cur'Tiera Haywood  
G/F • 5-11 • Gr.  
Yukon, Okla.  
Quinnipiac

PPG	RPG	Assists	FG%	3FG%	FT%
6.5	3.5	2	33.3 (5-15)	16.7 (1-6)	50.0 (2-4)

Last Game: 9 points and 2 reb in 24 minutes. vs. Chattanooga (11/10/23)  
Career High Scoring: 31, vs. Saint Peter's (01/13/22) (Quinnipiac)

21



Shamarre Hale  
C • 6-1 • Gr.  
Chicago, Ill.  
Wright St.

PPG	RPG	Assists	FG%	3FG%	FT%
16.6	6.0	0	55.6 (10-18)	0.0 (0-0)	92.9 (13-14)

Last Game: 18 points (4-8 FG), 6 reb. and 10 made free throws vs. Chattanooga (11/10/23)  
Career High Scoring: 23, vs. Eastern Ky. (03/05/23)

22



Jeanine Brandsma  
C • 6-1 • So.  
Eguzon Chantome, France  
Long Island University

PPG	RPG	Assists	FG%	3FG%	FT%
0.0	0.0	0.0	0.0	0.0	0.0

Last Game: Scored 2 points (1-1 FG) at Sacred Heart (03/06/23)  
Career High Scoring: 4, at Saint Francis (PA) (02/19/23) (Long Island)

23



Briah Hampton  
F • 5-10 • So.  
Memphis, Tenn.  
Arlington HS

PPG	RPG	Assists	FG%	3FG%	FT%
0.0	0.0	0.0	0.0 (0-0)	0.0 (0-0)	0.0 (0-0)

Did not play

25



Tiya Douglas  
G • 5-8 • Gr.  
Fort Smith, Ark.  
Ole Miss

PPG	RPG	Assists	FG%	3FG%	FT%
6.0	3.0	1	33.3 (2-6)	25.0 (1-4)	50.0 (1-2)

Last Game: 6 points and 3 reb. vs. Chattanooga (11/10/23)  
Career High Scoring: 14, at Kennesaw St. (01/05/23)

32



Gabby Zapata Smalls  
F • 5-10 • Gr.  
Brown Mills, N.J.  
St. Joseph's (Pa.)

PPG	RPG	Assists	FG%	3FG%	FT%
3.0	3.5	3	42.9 (3-7)	0.0 (0-0)	0.0 (0-0)

Last Game: 4 points and 2 reb. vs. Chattanooga (11/10/23)  
Career High Scoring: 19, at Auburn (11/24/19) (St. Joseph's)

# AUSTIN PEAY WOMEN'S BASKETBALL

## QUICK FACTS

### UNIVERSITY

Name of School..... Austin Peay State University  
Location ..... Clarksville, TN 37040  
Founded ..... 1927  
Enrollment ..... 9,609  
President..... Dr. Michael Licari  
Alma Mater, year..... Minnesota, 1993  
Athletics Director..... Gerald Harrison  
Alma Mater, year..... Tennessee, 2001  
Senior Woman Administrator ..... Niesha Campbell  
Alma Mater, year..... Appalachian State, 2006  
School Colors..... Red and White  
Nickname..... Governors  
Affiliations ..... NCAA Division I  
..... ASUN Conference  
Ticket Office Phone ..... 931/221-PEAY (7329)

### FACILITY

Arena Name..... F&M Bank Arena  
Capacity..... 5,500  
First Season ..... 2023-24  
Basketball Floor ..... Gary Matthews Court

### HOME ESPN+

Play-by-Play..... Barry Gresham  
Color Commentator..... Ethan Schmidt

### COACHING STAFF

Head Coach ..... Brittany Young  
Alma Mater, year..... Francis Marion, 2008  
Seasons..... 3rd Season  
APSU Record (yrs) ..... 37-27 (3)  
Assistant Coach..... Nicole Razor  
Seasons..... 3rd season  
Alma Mater, year..... Elon, 2016  
Assistant Coach..... Delmar Carey  
Seasons..... 1st season  
Alma Mater, year..... Bowie State, 2010  
Assistant Coach..... Peggy Night  
Seasons..... 1st season  
Alma Mater, Year..... Appalachian State, 2016  
Assistant Coach..... Victoria Morris  
Seasons..... 1st season  
Alma Mater, Year..... Old Dominion, 2021

### SUPPORT STAFF

Director of Operations..... Alex Edwards  
Seasons..... 1st season  
Alma Mater, year..... Austin Peay, 2022  
Athletic Trainer ..... Michelle Malloy  
Seasons..... 2nd season  
Alma Mater, year..... East Carolina, 2012  
Strength and Conditioning ..... Jala Williams  
Seasons..... 1st season  
Alma Mater, year..... West Alabama, 2022  
Athletics Communications Asst. .... Camille Blaylock  
Seasons..... 1st Season  
Alma Mater, year..... Freed-Hardeman, 2023

### TEAM INFORMATION

Last Season's Overall Record..... 17-12  
Home | Away | Neutral..... 8-4 | 8-6 | 1-2  
Last Season's ASUN Record (finish) ..... 11-6/4th  
Home | Away..... 5-3 | 6-3  
Current Ranking ..... NA  
Letterwinners returning/lost ..... 4/7  
Starters returning/lost..... 3/2  
Newcomers..... 8

### HISTORY

First Year of Women's Basketball ..... 1929  
..... reborn 1970  
All-Time Record..... 590-800-2  
Last NCAA Tournament appearance..... 2010  
Result ..... lost to Tennessee, 75-42 (first round)  
All-Time NCAA Tournament Record..... 0-7  
Last Postseason WNIT appearance..... None  
Last ASUN Tournament appearance..... 2023  
Result..... 4th

### MEDIA INFORMATION

**INTERVIEWS:** All interview requests should be submitted to the APSU Athletic Communications office. Interviewing a player or coach without the knowledge or presence of an APSU Athletic Communications employee could result in the loss of credential.

- **HEAD COACH:** Head coach Brittany Young will typically be available during the week for interviews via Zoom.
- **PLAYERS:** All interviews with players will take place via Zoom. No interviews will be granted following the shoot-around on the day of a game. Media must request players at least 24 hours in advance. Under no circumstances are basketball players to be contacted directly by the media.
- **PRE-GAME:** Head coach Brittany Young often is unavailable for interviews on game days.
- **POST-GAME:** Head coach Brittany Young will immediately visit APSU radio for her postgame interview following the conclusion of the game. After having time to meet with her team in the locker room, Coach Young and select players will be available for all other media. To request a specific player, contact Camille Blaylock during the fourth quarter of the game.

**ON THE WEB:** Notes, statistics and schedules for Governors Women's Basketball may be found on the internet at [www.LetsGoPeay.com](http://www.LetsGoPeay.com), Austin Peay State University's official athletics Web site. Information on ASUN women's basketball is accessible on the internet at [ASUNSports.com](http://ASUNSports.com).

**CREDENTIALS & PARKING:** For games at the F & M Bank Arena, complete the APSU Basketball Credential Request Form on [LetsGoPeay.com](http://LetsGoPeay.com) at least 24 hours prior to the game.

### APSU ATHLETICS COMMUNICATIONS STAFF

Cody Bush	Assistant AD – Strategic Comm. & Branding	bushc@apsu.edu	931-221-7561
Casey Crigger	Director of Athletics Communications	criggerc@apsu.edu	931-221-6563
Alex Allard	Assistant Director of Athletics Communications	allarda@apsu.edu	931-221-6562
<b>Camille Blaylock*</b>	<b>Athletics Communications Assistant</b>	<b>blaylockc@apsu.edu</b>	<b>931-221-6562</b>
Chris Austin	Athletics Communications Assistant	austinc@apsu.edu	931-221-6562
Knox Rives	Student Assistant	krives@my.apsu.edu	931-221-6562

\*primary women's basketball contact

*Mailing Address:*  
APSU Sports Information Office  
P.O. Box 4515  
Clarksville, TN 37044

*Shipping Address:*  
APSU Sports Information Office  
681 Summer Street  
Clarksville, TN 37040

# AUSTIN PEAY BASKETBALL

## 2023-24 ROSTER



### NUMERICAL ROSTER

No.	Name	Pos.	Ht.	Cl.	Hometown / Previous School)
0	Kaili Chamberlin	G	5-8	Jr.	Medford, Ore. / McNeese State
1	Sandra Lin 🇨🇳	G	5-4	Gr.	Hsinchu, Taiwan / Morehead State
3	Anala Nelson	G	5-7	So.	Columbia, S.C. / Lower Richland HS
4	Alyssa Hargrove	G	5-8	Jr.	Huber Heights, Ohio / Stetson
5	Abby Cater	G	5-7	Jr.	Fort Washington, Md. / Trinity Valley CC
10	La'Nya Foster	G	5-9	Fr.	Riverdale, Ga. / Lovejoy HS
11	JaNiah Newell 🇨🇳	G	5-5	Gr.	Danville, Ill. / Chicago State
15	Cur'Tiera Haywood 🇨🇳	G/F	5-11	Gr.	Yukon, Okla. / Quinnipiac
21	Shamarre Hale 🇨🇳	C	6-1	Gr.	Chicago, Ill. / Wright State
22	Jeanine Brandsma	C	6-1	So.	Eguzon Chantome, France / Long Island
23	Briah Hampton	F	5-10	So.	Memphis, Tenn. / Arlington HS
25	Tiya Douglas 🇨🇳	G	5-8	Gr.	Fort Smith, Ark. / Ole Miss
32	Gabby Zapata Smalls 🇨🇳	F	5-10	Gr.	Brown Mills, N.J. / St. Joseph's (Pa.)

### ALPHABETICAL ROSTER

No.	Name	Pos.
22	Jeanine Brandsma	C
5	Abby Carter	G
0	Kaili Chamberlin	G
25	Tiya Douglas	G
10	La'Nya Foster	G
21	Shamarre Hale	C
23	Briah Hampton	F
4	Alyssa Hargrove	G
15	Cur'Tiera Haywood	G/F
1	Sandra Lin	G
3	Anala Nelson	G
11	JaNiah Newell	G
32	Gabby Zapata Smalls	F

### COACHING AND SUPPORT STAFF

Name	Position	Seasons	Alma Mater, Year
Brittany Young	Head Coach	Third season	Francis Marion, 2008
Nicole Razor	Assistant Coach	Third season	Elon, 2016
Delmar Carey	Assistant Coach	First season	Bowie State, 2010
Peggy Knight	Assistant Coach	First season	Appalachian State, 2016
Victoria Morris	Assistant Coach	First season	Rutgers, 2021
Alex Edwards	Director of Operations	First season	Austin Peay, 2022
Michelle Malloy	Athletic Trainer	Third season	East Carolina, 2012
Jala Williams	Asst. Dir. of Sport Performance	Second season	West Alabama, 2022
Emily Smith	Sr. Associate AD / Sport Admin	Fourth season	Auburn, 2009
Camille Blaylock	Athletic Comm Asst.	First season	Freed-Hardeman, 2023

### PRONUNCIATIONS

#### Student-Athletes

Cur'Tiera Haywood	Cuhr-tea-air-uh "CT" after first reference
Kaili Chamberlin	Kee-lee
Anala Nelson	Uh-Nahl-uh
La'Nya Foster	Luh-Nie-uh
JaNiah Newell	Ja-Niah New-uhl
Jeanine Brandsma	Juh-noon Brands-ma
Briah Hampton	Bree-ah
Tiya Douglas	Tie-uh
Gabby Zapata Smalls	Za-Pot-ah
Shamarre Hale	Shuh-mar-ee Hale

# AUSTIN PEAY WOMEN'S BASKETBALL

## GAME PREVIEW

### AS SEEN ON LETSGOPEAY.COM

**CLARKSVILLE, Tenn.-** Austin Peay State University women's basketball team hits the road for its first road game of the 2023-24 season as it takes on Kentucky in a 5 p.m., Nov. 14 game at Davis-Reid Alumni Gym in Georgetown, Kentucky.

The Governors (0-2) continue to look for their first win of the season, with a chance to pick up that win against a Southeastern Conference opponent in Kentucky. This will be the sixth meeting between Austin Peay and Kentucky, with the Wildcats leading the all-time series, 5-0.

The Governors are coming off of a 52-57 loss to Chattanooga on Friday, Nov. 10. Despite the loss, Shamarre Hale tallied a season high 18 points and grabbed six rebounds. Hale grabbed a career-high for made free-throws as she went 10 for 10 from the charity stripe. Anala Nelson grabbed a career-high nine rebounds against the Mocs.

Kentucky (2-0) comes into the game after defeating USC Upstate, 82-54. Ajae Petty scored a team-high 19 points with nine rebounds and Enyia Russell tallied 14 points and nine rebounds.

### Scouting The Wildcats

**2023-24 Record:** 2-0, 0-0 SEC

**2022-23 Record:** 12-19, 2-14 SEC

**2022-23 Season Result:** Lost to Tennessee, 71-80, in the SEC Women's Tournament Quarterfinals.

**Their Season So Far:** The Wildcats defeated East Tennessee, 74-66, in their season opener, Nov. 7 followed by a win against USC Upstate, 82-54, Nov. 11

**Returning/Lost:** 9/6

**Notable Returner:** Maddie Scherr started in 29 games for the Wildcats last season, averaging 11.6 points, 5.1 rebounds, and 4.3 assists per game. At the conclusion of last season, she was ranked fourth in the SEC in assists per game (4.2), fourth in steals (55), fifth in total assists (110), and sixth in steals per game (2.1). Scherr was the SEC leader in free-throws with a 91.8 percentage.

**Notable Newcomer:** Brooklynn Miles comes to Kentucky after playing two seasons at Tennessee. While in Knoxville, she played in 56 games, averaging 1.8 points, 2.1 rebounds, and 1.5 assists. Miles shot 40.0 percent from the field and was an SEC freshman of the week during the 2021-22 season for her career-high 11 points, four rebounds, three assist, and two steals against Georgia State, Dec. 2021.

### Series History

**All-Time:** 0-5

**In Clarksville:** 0-1

**In Chattanooga:** 0-4

**Neutral Sites:** 0-0

**Last meeting:** The Wildcats defeated the Governors, 81-52 in Lexington, Kentucky, Dec. 1, 2019.

### VS. 2023-24 OPPONENTS

#### GOVS ALL-TIME

##### Non-Conference

Bryan	0-0
Bulter	1-2
Cleveland State	0-0
Chattanooga	9-33
Fisk	0-0
Kentucky	0-2
Trevecca	6-1
Mercer	0-0
Miami (OH)	0-2
Murray State	26-17
New Mexico State	0-0
Stephen F. Austin	0-0

##### Conference

Bellarmino	2-0
Central Arkansas	2-2
Eastern Kentucky	21-17
Florida Gulf Coast	0-2
Jacksonville	0-1
Kennesaw State	3-3
Lipscomb	9-3
North Alabama	3-0
North Florida	1-0
Queens	2-0
Stetson	1-1

Games against ASUN Conference opponents prior to last season were previously counted as nonconference contests

### VS. 2023-24 OPPONENTS

#### BRITTANY YOUNG ALL-TIME

##### Non-Conference

Bryan	0-0
Bulter	1-0
Cleveland State	0-0
Chattanooga	1-1
Fisk	0-0
Kentucky	0-0
Trevecca	0-1
Mercer	0-0
Miami (OH)	0-2
Murray State	2-1
New Mexico State	0-0
Stephen F. Austin	0-0

##### Conference

Bellarmino	2-0
Central Arkansas	1-0
Eastern Kentucky	4-0
Florida Gulf Coast	0-2
Jacksonville	0-1
Kennesaw State	1-1
Lipscomb	1-1
North Alabama	2-0
North Florida	1-0
Queens	2-0
Stetson	1-1

Games against ASUN Conference opponents prior to last season were previously counted as nonconference contests

### A LOOK AT STATS

	APSU		KENTUCKY	
	Overall	ASUN	Overall	SEC
Scoring Offense	279	10	138	10
Scoring Defense	196	7	196	8
Field Goal %	151	3	139	9
FG% Defense	246	10	208	12
Three-point FG%	299	9	328	14
Three-Point FG% Defense	299	9	139	6
Free Throw %	218	6	261	12
Rebounds Per Game	196	10	188	14
Rebound Margin	165	7	184	13
Assists Per Game	262	8	268	13
Turnovers Per Game	173	5	2	1
Turnover Margin	241	7	114	6
Steals Per Game	321	9	307	14
Blocks Per Game	99	1	155	12

**BRITT'S THIRD YEAR**

Head Coach Brittany Young enters her third year at the helm of APSU women's basketball. Young's 37 wins in her first two seasons are the most by a head coach over their first two years. She enters her third season needing just 10 victories for the most wins by an APSU head coach over their first three seasons.

**THE GOVS ARE BACK**


Returning for the Govs is Shamarre Hale, who set the single-season program record in field-goal percentage, making 69.1 percent of her shots. Also returning is Anala Nelson, who was an ASUN All-Freshman honoree, Tiya Douglas, Briah Hampton, and Gabby Zapata Smalls.

**THE NEW GOVS**

The 2023-24 squad includes eight newcomers, seven of whom are transfers. Kaili Chamberlin, Alyssa Hargrove, Cur'Tiera Haywood, Sandra Lin, JaNiah Newell, Abby Cater, and Jeanine Brandsma are all transfers, while La'Nya Foster is set to begin her college career at APSU.

**NEW STAFF, WHO DIS**

Coach Young added three new assistant coaches and a Director of Operations for the 2023-24 season. Delmar Carey comes to Clarksville after spending last season as an associate head coach at Morehead State. While Carey was there, the Eagles had a 10-game improvement and won six Ohio Valley Conference games after going 0-18 in conference action the previous year. Peggy Knight joins the staff after spending two years at Mississippi State (2021-23) as a recruiting coordinator and interim assistant coach. Last season, the Bulldogs had their highest-rated recruiting class in program history which was ranked 16th nationally. Victoria Morris, who played collegiately at Old Dominion where Young was the assistant coach from 2017-20, joins Young's staff as an assistant coach. Alex Edwards joins the staff as the Director of Operations. Edwards has been a member of Austin Peay Athletics since 2020 and has served the Govs as a football equipment manager and most recently as a graduate assistant for the athletics department.



**HEADED DOWNTOWN**

The crown jewel of downtown Clarksville and the new state-of-the-art home of Governors men's and women's basketball, F&M Bank Arena hosted its first ever APSU women's basketball game against Trevecca, Nov. 6.

**TD FOR THREE**

Tiya Douglas led the team last season with of 37 three-pointers. Her season-best four three-pointers came in a season-high 14-point performance at Kennesaw State, Jan. 5, which she matched at Eastern Kentucky, Feb. 4.

**ANALA'S STREAK**

During her first year for the Govs, Anala Nelson was the only player to start in all 29 games, with her streak extending to 31 starts after the Nov.10 game against Chattanooga. She was also the first player in Govs history to receive ASUN All-Freshman Team honors and the first Gov to be named to a conference all-freshman team since 2003.

**GOVS IN THE POLLS**

The Govs were picked to finish fourth in the Atlantic Sun Coaches' Poll with 107 points. FGCU, which was last year's regular season and tournament champion, was picked to repeat by the league's coaches with 142 points and was followed by Lipscomb (128 points) and Eastern Kentucky (121 points).

**ANOTHER WINNING RECORD**

Austin Peay women's basketball has four straight winning seasons out of the program's 19 total winning seasons. Young has two winning seasons in her first two years in Clarksville and is seeking her third winning season.

**TAKING CARE OF THE ROCK**

Last season, the Governors had four games with 10-or-fewer turnovers, which included a program record five turnovers against Bellarmine Feb. 2. Those five turnovers are tied for the fewest in a game in program history and two fewer than any road game in program history.

**GRADUATE GOVS**

This year's roster includes six players, three of whom are newcomers, who are working on master's degrees. Sandra Lin earned her degree from Morehead State, JaNiah Newell from Chicago State, and Cur'Tiera Haywood from Quinnipiac. Shamarre Hale, Tiya Douglas, and Gabby Zapata Smalls are returning to receive their master's degrees.

**TOP INDIVIDUAL PERFORMANCES**

**POINTS**

Player (Opponent)	Pts.
Shamarre Hale (TNU)	15
Shamarre Hale (UTC)	18

**REBOUNDS**

Player (Opponent)	Reb.
Shamarre Hale (TNU)	6
Anala Nelson (UTC)	9

**ASSISTS**

Player (Opponent)	Ast.
Sandra Lin (TNU)	4

**FIELD-GOAL %** (MIN. 4 FGM)

Player (Opponent)	FG	FG%
Shamarre Hale (TNU)	6-10	60.0
Abby Cater (UTC)	4-6	66.6

GOVS NOTES

**ANOTHER WINNING RECORD**

The 2023-24 slate includes 30 regular season games, including two tournaments and six first-time opponents. The Govs will travel to Cleveland, Ohio for the Cleveland State Thanksgiving Tournament where they will face Cleveland State, Kansas City, and Chicago State for the first time. This season also holds the first matchup between Austin Peay and Bryan College. The Governors also will host their first-ever Christmas Tournament, Dec. 20-21, where they will face New Mexico State and Stephen F. Austin for the first time.

**SL THE PG**

A graduate student transfer from Morehead State, Sandra Lin looks to man the point guard position for the Governors. Lin led Morehead State with 162 assists, which is the sixth-most in a single season in program history. She made starts in all 31 games for the Eagles, averaging 7.1 points, 5.2 assists, and 2.5 rebounds per game.

**FOSTER THE FIRST YEAR**

The 2023-24 roster includes only one freshman, La'Nya Foster, who comes to Clarksville after prepping at Lovejoy High School in Riverdale, Georgia and playing for the club FBC Legacy. Foster averaged 10.8 points and 4.6 rebounds per game in her first varsity season as a sophomore and improved those totals to 13.8 points and 7.1 rebounds to help the team win the 2021-22 Class 6A State Championship.

**FAMILIAR FACES**

The Governors will travel to Macon, Georgia for a Dec. 2 matchup against Mercer. Governor fans will recognize a familiar face on the Bears' coaching staff in Susie Gardner, who had a successful run as APSU head coach from 1996-2003. During her time in Clarksville, Gardner led the Govs to one OVC regular season title, three OVC Tournament Championships, and three NCAA Tournament appearances. She was named OVC Coach of the Year in 2003 and was named to the APSU Hall of Fame in 2007.



**HALE UNANIMOUS PRESEASON ALL-ASUN SELECTION**

Shamarre Hale was a unanimous Preseason-All ASUN Team selection, the ASUN announced Oct. 16. The Chicago, Ill. native was named the ASUN Sixth Player of the Year and a Second Team All-Conference selection last season during her first year as a Governor.

**MOREHEAD 2 CLARKSVILLE**

New assistant coach Delmar Carey and graduate student Sandra Lin both come to Clarksville by way of Morehead State. Carey spent the 2022-23 season as associate head coach, while Lin spent one year with the Eagles after three seasons at Georgia Highlands.

**PERIMETER PROTECTORS**

The Governors had a historic defensive performance during their 2022-23 campaign, which featured on of the best perimeter defensive units in the nation. The Govs' 25.9 three-point field-goal percentage defense was first in the ASUN, a program record, and ranked 10th in Division I.

**TOP TEAM PERFORMANCES**

<b>POINTS</b>		<b>BENCH POINTS</b>		<b>FIELD-GOAL %</b>			<b>THREE-POINT%</b>		
<b>Opponent</b>	<b>Pts.</b>	<b>Opponent</b>	<b>Pts.</b>	<b>Opponent</b>	<b>FG.</b>	<b>FG%</b>	<b>Opponent</b>	<b>3P</b>	<b>3P%</b>
Vs. Trevecca	59	Vs. Trevecca	36	Vs. Trevecca	25-58	43.1	Vs. Chattanooga	2-9	22.2
Vs. Chattanooga	52	Vs. Chattanooga	28	Vs. Chattanooga	18-44	41	Vs. Trevecca	4-20	20.0

# AUSTIN PEAY BASKETBALL

## LAST TIME OUT

**CLARKSVILLE, Tenn.** – Shamarre Hale led Austin Peay State University women's basketball team with 18 points, but the Governors dropped a 57-52 game against Chattanooga, Saturday, on Gary Mathews Court at F&M Bank Arena.

The Gobs and Mocs got off to a slow start with neither team scoring until Jada Guinn's field goal at the 7:03 mark got Chattanooga on the board first. Chattanooga would extend its lead to 12-5 at the 2:19 mark of the first quarter before the Gobs scored three of the final four points and trailed 13-8 at the quarter break.

Austin Peay outscored Chattanooga in the second and third quarters as they closed the deficit to two points. After the second quarter began with Shamarre Hale layup the Mocs responded with three consecutive three-pointers to build their largest lead, 22-10 with 5:29 left in the first half and forcing an Austin Peay timeout. The Governors came out of the time out and ended a 4:06 scoring drought with two Cur'Tiera Haywood free throws. Those free throws kicked off an Austin Peay 6-0 scoring run that Chattanooga ended with a basket at the 3:19 mark. Austin Peay made three points by Shamarre Hale free throws and a layup by Abby Cater and entered halftime trailing by three.

The Governors continued to battle back after halftime with a layup by Haywood just 17 seconds into the third quarter cutting the Gobs deficit to one. The Mocs went on a 12-5 scoring run going into a media timeout. The Governors came out of that timeout and went on a 6-2 run to end the quarter and trail by two at 38-36.

The fourth quarter began with a layup by the Mocs. Two free throws by Hale got the Governors back within two. Chattanooga made a layup off of an Austin Peay turnover, but Hale responded with a layup and Abby Cater made a layup off of a Chattanooga turnover to tie the game for the first time. Chattanooga went on a 9-4 run before calling a timeout. Hale's made free throws got the score to 52-48 before Chattanooga called another timeout.

After the timeout, La'Nya Foster made a layup from a steal, cutting the deficit back to two and forcing another Chattanooga timeout. The Mocs went on a 5-2 scoring run to end the game. Two personal fouls by Austin Peay sent Chattanooga to the charity stripe, ending the game 57-52.

### The Difference

Turnovers. Chattanooga scored 20 points from turnovers compared to Austin Peay's 10.

#### Chattanooga - 57

Record: 2-0

NO.	Name	Min	FG			Rebounds			Fouls		TP	AS	TO	ST	Blocks		+/-
			M-A	3P-M-A	FT-M-A	OR	DR	TOT	PF	FD					BS	BA	
32	Raven Thompson	F 35:29	6-14	3-6	5-6	3	4	7	2	4	20	1	3	2	1	3	2
33	Karsen Murphy	F 25:28	3-4	2-2	0-0	0	3	3	4	1	8	0	2	0	2	0	10
5	Sigrun Olafsdottir	G 31:24	2-2	1-1	0-0	0	0	0	2	0	5	1	0	3	0	0	6
21	Addie Porter	G 40:00	0-3	0-3	3-6	0	6	6	3	4	3	3	4	1	0	0	5
24	Jada Guinn	G 39:29	7-18	0-3	4-6	0	4	4	1	5	18	3	3	1	0	2	7
3	Takia Davis	10:45	0-1	0-0	0-0	1	1	2	2	1	0	0	0	0	0	0	-4
2	Hannah Kohn	12:20	1-2	1-2	0-0	0	0	0	0	0	3	0	0	0	0	0	2
25	Kailyn Farrell	03:48	0-1	0-0	0-0	0	0	0	2	0	0	0	0	0	0	0	-1
11	Caia Elisaldez	01:18	0-0	0-0	0-0	0	0	0	0	0	0	0	1	0	0	0	-2
Team						2	0	2			0		1				
<b>Totals</b>			19-45	7-17	12-18	6	18	24	16	15	57	8	14	7	3	5	5

Technical Fouls::NONE

Shooting By Period		
1 <sup>st</sup>	FG%	5-11 45.5%
	3PT%	1-4 25.0%
	FT%	2-4 50%
2 <sup>nd</sup>	FG%	4-14 28.6%
	3PT%	3-5 60.0%
	FT%	0-2 0%
3 <sup>rd</sup>	FG%	6-14 42.9%
	3PT%	2-6 33.3%
	FT%	0-0 0%
4 <sup>th</sup>	FG%	4-6 66.7%
	3PT%	1-2 50.0%
	FT%	10-12 83.3%
GM	FG%	19-45 42.2%
	3PT%	7-17 41.2%
	FT%	12-18 66.7%

Dead Ball Rebounds: 5, 0

#### Austin Peay - 52

Record: 0-2

NO.	Name	Min	FG			Rebounds			Fouls		TP	AS	TO	ST	Blocks		+/-
			M-A	3P-M-A	FT-M-A	OR	DR	TOT	PF	FD					BS	BA	
15	Cur'Tiera Haywood	F 25:03	3-8	1-3	2-3	1	1	2	4	3	9	2	1	1	2	0	-3
32	Gabby Smalls	F 16:12	2-4	0-0	0-0	0	2	2	2	0	4	0	2	0	0	0	-1
1	Sandra Lin	G 28:49	1-2	0-1	0-0	1	1	2	4	2	2	2	1	1	0	0	-1
3	Anala Nelson	G 28:40	1-8	0-1	1-4	2	7	9	2	3	3	2	4	1	0	1	-4
25	Tiya Douglas	G 33:00	2-6	1-4	1-2	0	3	3	0	1	6	1	2	0	1	1	-3
5	Abby Cater	28:60	4-6	0-0	0-0	0	1	1	0	2	8	0	2	0	0	0	2
21	Shamarre Hale	17:51	4-8	0-0	10-10	5	1	6	3	5	18	0	3	0	0	0	-9
10	La'Nya Foster	16:44	1-2	0-0	0-0	0	3	3	0	0	2	1	1	1	2	1	3
0	Kaili Chamberlin	04:41	0-0	0-0	0-0	0	0	0	0	0	0	0	1	0	0	0	-9
Team						1	2	3			0		0				
<b>Totals</b>			18-44	2-9	14-19	10	21	31	15	16	52	8	17	4	5	3	-5

Technical Fouls::NONE

Shooting By Period		
1 <sup>st</sup>	FG%	1-10 10.0%
	3PT%	1-2 50.0%
	FT%	5-8 62.5%
2 <sup>nd</sup>	FG%	4-7 57.1%
	3PT%	1-1 100.0%
	FT%	4-4 100%
3 <sup>rd</sup>	FG%	7-10 70.0%
	3PT%	0-1 0.0%
	FT%	1-3 33.3%
4 <sup>th</sup>	FG%	6-17 35.3%
	3PT%	0-5 0.0%
	FT%	4-4 100%
GM	FG%	18-44 40.9%
	3PT%	2-9 22.2%
	FT%	14-19 73.7%

Dead Ball Rebounds: 3, 0



# AUSTIN PEAY WOMEN'S BASKETBALL

## AROUND THE ASUN

### PRESEASON HONORS

#### ASUN Player of the Year

Antwainette Walker, ECU

#### ASUN Defensive Player of the Year

Gracie Merkle, Bellarmine

#### ALL-ASUN TEAMS

\*Antwainette Walker, ECU

\*Gracie Merkle, Bellarmine

**\*Shamarre Hale, Austin Peay**

\*Bella Winson, Lipscomb

Alice Recanati, ECU

Uju Ezeudu, FGCU

Aleah Sorrentino, Lipscomb

Jalyn Holcomb, Lipscomb

Lyric Swann, North Florida

Khamya McNeal, Stetson

\*Unanimous Selection

#### PRESEASON ASUN COACHES POLL

Pl.	Team (1st-place votes)	Points
1	Florida Gulf Coast (10)	142
2	Lipscomb (2)	128
3	Eastern Kentucky	121
<b>4</b>	<b>Austin Peay</b>	<b>107</b>
5	Kennesaw State	84
6	Stetson	78
7	North Alabama	72
8	Bellarmino	65
9	Jacksonville	48
10	Queens	35
11	Central Arkansas	33
12	Queens	23

#### PRESEASON ASUN MEDIA POLL

Pl.	Team (1st-place votes)	Points
1	Florida Gulf Coast (38)	500
2	Lipscomb (2)	434
3	Eastern Kentucky	368
<b>3</b>	<b>Austin Peay</b>	<b>368</b>
5	Kennesaw State	278
6	North Alabama	276
7	North Florida	234
7	Stetson	234
9	Jacksonville	214
10	Bellarmino	168
11	Central Arkansas	106
12	Queens	78

### ASUN STANDINGS

School	CONFERENCE					OVERALL						
	GP	W-L	PCT	PF	PA	GP	W-L	PCT	PF	PA	L10	STRK
ECU	0	0-0	.000	0-0	0-0	3	3-0	1.000				W3
Central Arkansas	0	0-0	.000	0-0	0-0	1	1-0	1.000				L1
FGCU	0	0-0	.000	0-0	0-0	1	1-0	1.000				L1
Jacksonville	0	0-0	.000	0-0	0-0	1	1-0	1.000				L1
Kennesaw State	0	0-0	.000	0-0	0-0	1	1-0	1.000				W1
Lipscomb	0	0-0	.000	0-0	0-0	1	1-0	1.000				L1
North Alabama	0	0-0	.000	0-0	0-0	0	0-0	.000				L1
North Florida	0	0-0	.000	0-0	0-0	1	0-1	.000				W1
Bellarmino	0	0-0	.000	0-0	0-0	1	0-1	.000				L1
Austin Peay	0	0-0	.000	0-0	0-0	1	0-1	.000				L2
Queens	0	0-0	.000	0-0	0-0	1	0-1	.000				L2
Stetson	0	0-0	.000	0-0	0-0	1	0-1	.000				L2

### ASUN PLAYERS OF THE WEEK

Week	Player	Newcomer	Freshman
------	--------	----------	----------

### ASUN CONFERENCE INFORMATION

School	SID	Website	Basketball Twitter
<b>Austin Peay</b>	<b>Camille Blaylock</b>	<b>LetsGoPeay.com</b>	<b>@GovsWBB</b>
Bellarmino	Adam Pruiett	athletics.bellarmino.edu	@BUKnightsWBB
Central Arkansas	Ryan Thiele	ucasports.com	@ucawbb
Eastern Kentucky	Alex Morgan	ekusports.com	@EKUWBB
Florida Gulf Coast	Shane Harvell	fgcuathletics.com	@FGCU_WBB
Jacksonville	Nieja Jordan	judolphins.com	@JAX_WBB
Kennesaw State	Libby Knight	ksuowls.com	@KSUOWisWBB
Lipscomb	Laurence Thompson	lipscombsports.edu	@LipscombWBB
North Alabama	Tarayceus Jeffries	roadlions.com	@UNAHOOPS
North Florida	Ian Bolger	unfospreys.com	@OspreysWBB
Queens	Adia Randall	queensathletics.com	@QueensWBB
Stetson	Ryan Marks	gohatters.com	@StetsonWBB
<b>ASUN Conference</b>	<b>Morgan Huttenlocker</b>	<b>asunports.com</b>	<b>@ASUNSports</b>

# AUSTIN PEAY BASKETBALL

## AROUND THE COUNTRY

### COLLEGEINSIDER.COM MID-MAJOR TOP 25

	Team (1st-Place Votes)	Record	Points	Prev.	Conference
1	South Dakota State (21)	0-0	752	-	Summit
2	FGCU (4)	0-0	716	-	ASUN
3	Toledo (4)	0-0	689	-	Mid-American
4	Gonzaga (2)	0-0	687	-	West Coast
5	Princeton	0-0	662	-	Ivy League
6	Green Bay	0-0	546	-	Horizon
7	Columbia	0-0	505	-	Ivy League
8	James Madison	0-0	495	-	Sun Belt
9	Middle Tennessee	0-0	488	-	CUSA
10	Northern Iowa	0-0	479	-	Missouri Valley
11	Ball State	0-0	431	-	Mid-American
12	<b>Cleveland State</b>	<b>0-0</b>	<b>343</b>	-	<b>Horizon</b>
13	Drake	0-0	257	-	Missouri Valley
14	Vermont	0-0	252	-	America East
15	Portland	0-0	227	-	West Coast
16	Kent State	0-0	188	-	Mid-American
17	Liberty	0-0	186	-	CUSA
18	Grand Canyon	0-0	184	-	Western Athletic
19	Towson	0-0	174	-	Coastal Athletic
20	Belmont	0-0	152	-	Missouri Valley
21	Troy	0-0	148	-	Sun Belt
22	Hawaii	0-0	121	-	Big West
23	Tennessee Tech	0-0	117	-	Ohio Valley
24	North Dakota State	0-0	112	-	Summit
25	Jackson State	0-0	110	-	SWAC <b>Others</b>

**Receiving Votes:** Harvard 109, Illinois State 104, Holy Cross 103, Southern Utah 92, Howard 91, ETSU 74, High Point 55, UC Irvine 52, Eastern Washington 50, Niagara 46, Sacred Heart 36, Western Kentucky 29, **Lipscomb 28**, Norfolk State 27, Southern Mississippi 27, Eastern Michigan 21, Youngstown State 20, SE Louisiana 18, Boston University 17, **Chattanooga 14**, **Stephen F. Austin 13**, Bowling Green 10, Penn 7, Little Rock 6, **Eastern Kentucky 5**, Northern Arizona 4, San Diego 4, Siena 3, Texas A&M Corpus Christi 3, UC Davis 3, **Austin Peay 1**, Montana 1, Pacific 1.. **Updated:** Nov. 1, 2023

ASUN opponents in yellow, nonconference opponents in bold

### ASSOCIATED PRESS COACHES POLL

	Team (1st-Place Votes)	Record	Points	Prev.	Conference
1	Louisiana State (35)	0-0	899		Southeastern
2	UCONN (1)	0-0	855		Big East
3	Iowa	0-0	780		Mid-American
4	UCLA	0-0	757		Pacific 12
5	Utah	0-0	742		West Coast
6	South Carolina	0-0	713		Southeastern
7	Ohio State	0-0	711		Horizon
8	Virginia Tech	0-0	661		Atlantic Coast
9	Indiana	0-0	625		Big Ten
10	Notre Dame	0-0	546		Atlantic Coast
11	Tennessee	0-0	540		Southeastern
12	Ole Miss	0-0	450		Southeastern
13	Texas	0-0	428		Big 12
14	Maryland	0-0	392		Big Ten
15	Stanford	0-0	389		Pacific 12
16	North Carolina	0-0	375		Atlantic Coast
17	Louisville	0-0	308		Atlantic Coast
18	Florida State	0-0	292		Atlantic Coast
19	Baylor	0-0	268		Big 12
20	Colorado	0-0	257		Pacific 12
21	USC	0-0	209		Pacific 12
22	Creighton	0-0	123		Big East
23	Illinois	0-0	82		Big Ten
24	Washington State	0-0	61		Pacific 12
25	Mississippi State	0-0	54		Southeastern

**Others Receiving Votes:** Kansas St. 47, NC State 34, Kansas 26, Texas A&M 20, Iowa St. 18, Gonzaga 15, Duke 7, Nebraska 5, Miami 3, UNLV 2, Washington 2, Toledo 1, Oregon 1, Villanova 1, Arizona 1

**Updated:** Oct. 1, 2023

ASUN opponents in yellow, nonconference opponents in bold

# AUSTIN PEAY WOMEN'S BASKETBALL

## BY THE NUMBERS: GOVS IN STATISTICAL RANKINGS

### TEAM STATS

CATEGORY	NCAA	ASUN	VALUE
Assist/Turnover Ratio (346 ranked)	269	7	0.56
Assists Per Game (346 ranked)	278	8	9.5
Bench Points Per Game (343 ranked)	59	3	32.0
<b>Blocks Per Game (334 ranked)</b>	<b>101</b>	<b>1</b>	<b>4.0</b>
Field Goal Percentage (346 ranked)	145	3	42.2
Field Goal Percentage Defense (346 ranked)	252	10	43.5
Fouls Per Game (346 ranked)	237	7	20.0
Free Throw Attempts Per Game (346 ranked)	235	7	14.50
Free Throw Percentage (346 ranked)	226	8	65.5
Free Throws Made Per Game (345 ranked)	251	7	9.50
Rebound Margin (346 ranked)	169	7	2.5
Rebounds (Defensive) Per Game (344 ranked)	292	10	21.0
Rebounds (Offensive) Per Game (344 ranked)	257	10	10.0
Rebounds Per Game (346 ranked)	300	10	31.00
Scoring Defense (346 ranked)	198	7	66.0
Scoring Margin (346 ranked)	256	8	-10.5
Scoring Offense (346 ranked)	293	10	55.5
Steals Per Game (343 ranked)	327	9	3.5
Three Point Attempts Per Game (344 ranked)	295	9	14.5
Three Point Percentage (344 ranked)	307	9	20.7
Three Point Percentage Defense (344 ranked)	308	10	41.2
Three Pointers Per Game (345 ranked)	312	9	3.0
Turnover Margin (346 ranked)	243	7	-2.50
Turnovers Forced Per Game (346 ranked)	252	9	14.50
Turnovers Per Game (346 ranked)	174	6	17.0

**Bold indicates ASUN leader, Blue indicates NCAA leader.** All Stats via stats.ncaa.org

### INDIVIDUAL STATS

CATEGORY	PLAYER	NCAA	ASUN	VALUE
Ast-TO Ratio (250 Ranked)				
Assists (126 Ranked)				
Assists/Game (169 Ranked)				
Blocked Shots (99 Ranked)	La'Nya Foster, Cur'Tiera Haywood	99	3	8
Blocked Shots/Game (235 Ranked)	La'Nya Foster, Cur'Tiera Haywood	157	4	1.50
Double-Doubles (15 Ranked)				
Field Goal Attempts (146 Ranked)				
<b>Field-Goal Percentage (248 Ranked)</b>	<b>Shamarre Hale</b>	<b>180</b>	<b>1</b>	<b>55.6</b>
Field Goals Made (138 Ranked)				
Free Throw Attempts (130 Ranked)	Shamarre Hale	45	2	14
Free Throws Made (134 Ranked)	Shamarre Hale	22	2	13
Free-Throw Percentage (215 Ranked)	Shamarre Hale	114	2	92.9
Total Points (190 Ranked)	Shamarre Hale	142	3	33
Points/Game (219 Ranked)	Shamarre Hale	202	2	16.5
Minutes Played (150 Ranked)				
Minutes Played/Game (150 Ranked)				
Rebounds (138 Ranked)				
Rebounds/Game (250 Ranked)				
Steals (130 Ranked)				
Steals/Game (204 Ranked)				
Three-Point FG Attempted (134 Ranked)				
Three-Point FG Percentage (248 Ranked)				
Three-Point FG Made (90 Ranked)				
Three-Point FG/Game (212 Ranked)				

**Bold indicates ASUN leader, Blue indicates NCAA leader.** All Stats via stats.ncaa.org

### RECORD VS. CONFERENCES

2023-24 Opponents' in Bold

American East	0-0
American	1-13
ATLANTIC SUN	75-64
<b>Bellarmine</b>	<b>2-0</b>
<b>Central Arkansas</b>	<b>3-2</b>
<b>Eastern Kentucky</b>	<b>38-47</b>
<b>Florida Gulf Coast</b>	<b>0-2</b>
<b>Kennesaw State</b>	<b>3-3</b>
<b>Lipscomb</b>	<b>22-7</b>
<b>North Alabama</b>	<b>3-2</b>
<b>North Florida</b>	<b>1-0</b>
<b>Queens</b>	<b>2-0</b>
<b>Stetson</b>	<b>1-1</b>
Atlantic 10	6-8
ACC	0-10
Big 10	0-9
Big 12	0-0
Big East	2-6
<b>Butler</b>	<b>2-3</b>
Big Sky	0-1
Big South	6-1
Big West	0-1
Colonial	1-2
C-USA	16-90
<b>New Mexico State</b>	<b>0-0</b>
Horizon	6-14
<b>Cleveland State</b>	<b>0-0</b>
Ivy	1-1
MAAC	1-1
Mid-American	9-15
<b>Miami (Ohio)</b>	<b>0-4</b>
Mid-Eastern	1-2
Mid-South	15-7
Missouri Valley	73-84
<b>Murray State</b>	<b>50-46</b>
Mountain West	0-3
Northeast	1-0
Ohio Valley	233-224
Pac-12	0-1
Patriot	2-3
SEC	3-35
<b>Kentucky</b>	<b>0-5</b>
Southern	22-46
<b>Chattanooga</b>	<b>9-33</b>
<b>Mercer</b>	<b>2-0</b>
Southland	2-0
SWAC	9-4
Summit	1-4
<b>Kansas City</b>	<b>0-0</b>
Sun Belt	11-16
West Coast	0-2
Western Athletic	2-0
<b>Stephen F. Austin</b>	<b>0-0</b>



# AUSTIN PEAY WOMEN'S BASKETBALL

## ALL-TIME AGAINST THE 2023-24 SCHEDULE

1/22/80	W, 70-56	A
11/15/80	L, 52-61	A
11/21/80	W, 79-47	H
11/19/81	W, 85-71	A
11/30/81	W, 81-59	H
11/29/82	L, 78-81	H
1/5/84	W, 71-63	A
11/23/85	W, 100-85	H
2/2/87	L, 62-66	A
2/9/88	W, 95-69	H
1/5/89	L, 54-55	A
12/5/00	W, 79-69	H
12/6/01	W, 77-63	A
2/11/03	W, 76-48	H
12/22/03	W, 65-60	A
11/24/06	L, 55-56	N
11/15/08	W, 65-54	H
11/17/09	W, 61-52	A
12/8/10	L, 58-63	H
11/14/11	W, 61-58	A
12/21/12	W, 69-42	H
11/26/17	W, 71-63	A
11/29/18	W, 70-58	H
2/23/23 ♦	W, 76-71	A
2/18/23 ♦	L, 50-65	H

### STETSON

Overall: 1-1

Streak: Stetson W1

in Clarksville: 1-0

at Deland: 0-1

♦ ASUN Regular Season:

at Neutral Sites: 0-0

1/7/23 ♦ W, 50-46 H

2/16/23 ♦ L, 48-53 A

### FLORIDA GULF COAST

Overall: 0-2

Streak: FGCU - W2

in Clarksville: 0-0

at Ft. Myers: 0-2

♦ ASUN Regular Season: 0-2

at Neutral Sites: 0-0

† ASUN Tourney Season: 0-1

2/18/23 ♦ L, 42-55 A

3/5/23 † L 34-51 A

### KENNESAW STATE

Overall: 3-3

Streak: Austin Peay - W1

in Clarksville: 1-1

at Kennesaw: 2-1

♦ ASUN Regular Season: 1-1

at Neutral Sites: 0-0

12/19/06 L, 49-56 H

12/1/07 W, 67-55 A

12/12/15 L, 65-73 A

12/14/16 W, 68-49 H

1/5/23 ♦ L, 57-66 A

1/14/23 ♦ W, 65-59 H

### QUEENS

Streak: Austin Peay - W2

in Clarksville: 1-0

at Charlotte: 1-0

♦ ASUN Regular Season: 2-0

at Neutral Sites: 0-0

1/2/23 ♦ W, 62-43 A

1/28/23 ♦ W, 70-56 H

### NORTH FLORIDA

Overall: 1-0

Streak: Austin Peay - W1

in Clarksville: 1-0

at Jacksonville: 0-0

♦ ASUN Regular Season: 1-0

at Neutral Sites: 0-0

2/9/23 ♦ W, 77-35 H

# AUSTIN PEAY BASKETBALL

## NUMBERS BREAKDOWN

### JUMP BALLS CONTROLLED (including OT)

Team	Count
Austin Peay	0
Opponents	2

### HOW THE GOVS SCORED FIRST

Method	Count
Free Throw	1
Jumper	0
Tip-in	0
Layup	0
Three-Pointer	1

### WHO SCORED FIRST

Player	1st Scorer
Abby Cater	1
Tiya Douglas	1

### GAMES AS LEADING SCORER

Player	23-24/Career
Shamarre Hale	2/14

### GAMES AS LEADING REBOUNDER

Player	23-24/Career
Shamarre Hale	1/13
Anala Nelson	1/2

### GAMES AS ASSIST LEADER

Player	23-24/Career
Sandra Lin	1/2
Anala Nelson	1/8
Cur'Tiera Haywood	1/

### DOUBLE-DOUBLES

Player	23-24/Career
--------	--------------

### DOUBLE-FIGURE SCORING

Player	23-24/Career
Shamarre Hale	2/17

### 20-POINT GAMES

Player	23-24/Career
--------	--------------

### 30-POINT GAMES

Player	23-24/Career
--------	--------------

### 10-REBOUND GAMES

Player	23-24/Career
--------	--------------

### 5-ASSIST GAMES

Player	23-24/Career
--------	--------------

### 5+ 3-POINTER GAMES

Player	23-24/Career
--------	--------------

### 5-STEAL GAMES

Player	23-24/Career
--------	--------------

### 3-BLOCK GAMES

Player	23-24/Career
--------	--------------

### THE GOVS WHEN...

FIELD GOAL SHOOTING	
APSU higher FG%	0-1
Opponent higher FG%	0-2
Shoot the same	0-0
Opponent shoots 45 percent or better	0-1
Opponent shoots below 45 percent	0-1
APSU shoots 45 percent or better	0-0
APSU shoots below 45 percent	0-2

### FREE THROW SHOOTING

APSU attempts more FT	0-1
Opponent attempts more FT	0-1
Same number of FT attempts	0-0
APSU makes more FT	0-2
Opponent makes more FT	0-1
Same number of made FT	0-0

### THREE POINT SHOOTING

APSU attempts more 3PT	0-1
Opponent attempts more 3PT	0-1
Same number of 3PT attempts	0-0
APSU makes more 3PT	0-0
Opponent makes more 3PT	0-2
Same number of 3PT made	0-0

### REBOUNDING

Out-rebound their opponent	0-1
Out-rebounded by their opponent	0-1
Rebounding is equal	0-0

### TURNOVERS

Commit fewer turnovers than opponent	0-0
Commit more turnovers than opponent	0-2
Commit same number of turnovers	0-0

### QUARTER / HALFTIME SCORE

Leads after 1Q	0-0
Trails after 1Q	0-1
Tied after 1Q	0-1
Leads at halftime	0-0
Trails at halftime	0-2
Tied at halftime	0-0
Leads after 3Q	0-0
Trails after 3Q	0-2
Tied after 3Q	0-0

### OVERTIME GAMES

In Overtime Games	0-0
-------------------	-----

### INSIDE THE POINTS

More points off turnovers	0-0
Fewer points off turnovers	0-2
Equal points off turnovers	0-0
More points in the paint	0-2
Fewer points in the paint	0-0
Equal points in the paint	0-0
More second-chance points	0-2
Fewer second-chance points	0-0
Equal second-chance points	0-0
More fast-break points	0-1
Fewer fast-break points	0-2
Equal fast-break points	0-0
More bench points	0-2
Fewer bench points	0-0
Equal bench points	0-0

### WHEN GOVERNORS SCORE

Less than 60 points	0-2
60-69 points	0-0
70-79 points	0-0
80-89 points	0-0
90-99 points	0-0
100+ points	0-0

### WHEN OPPONENTS SCORE

Less than 60 points	0-1
60-69 points	0-0
70-79 points	0-1
80-89 points	0-0
90-99 points	0-0
100+ points	0-0

### RECORD BY JERSEY COLOR

White	0-2
Red	0-0
Black	0-0

### RECORD BY MONTH

November	0-2
December	0-0
January	0-0
February	0-0
March	0-0

### RECORD BY DAY OF THE WEEK

Monday	0-1
Tuesday	0-0
Wednesday	0-0
Thursday	0-0
Friday	0-1
Saturday	0-0
Sunday	0-0

# AUSTIN PEAY WOMEN'S BASKETBALL

## SCORING BREAKDOWN

### INSIDE THE POINTS

Opponent	POINTS OFF OF						Ties	Lead Changes	W/L	Score	Leads Overcome/Lost
	T/O	2ndCh	Paint	FastB	Bench						
Trevecca	15	11	34	10	36	4	2		L	59-75	
Chattanooga	10	11	30	2	28	1	2		L	52-57	
Kentucky											
Butler											
Cleveland State											
Kansas City											
Chicago State											
Mercer											
Murray State											
Fisk											
Bryan											
New Mexico State											
Stephen F. Austin											
Miami (Oh.)											
Bellarmine											
Eastern Kentucky											
North Alabama											
Central Arkansas											
Lipscomb											
Stetson											
FGCU											
Kennesaw State											
Queens											
North Florida											
Jacksonville											
Lipscomb											
Central Arkansas											
North Alabama											
Eastern Kentucky											
Bellarmine											
<b>Totals</b>	<b>25</b>	<b>11</b>	<b>64</b>	<b>12</b>	<b>64</b>	<b>5</b>	<b>4</b>				
<b>Average/Game</b>	12.5	11.0	32.0	6.0	32.0	2.5	2.0				
<b>Opponent</b>	<b>43</b>	<b>6</b>	<b>48</b>	<b>8</b>	<b>20</b>	<b>5</b>	<b>4</b>				
<b>Average/Game</b>	21.5	3.0	24.0	4.0	10.0	2.5	2.0				

### PLUS/MINUS REPORT

No.	Player	+/-	Season Best
0	Kaili Chamberlin	-25	-9, vs. Chattanooga (11/10/23)
1	Sandra Lin	-8	-1, vs. Chattanooga (11/10/23)
3	Anala Nelson	-29	-4, vs. Chattanooga (11/10/23)
4	Alyssa Hargrove	-1	-1, vs. Trevecca (11/06/23)
5	Abby Cater	-8	2, vs. Chattanooga (11/10/23)
10	La'Nya Foster	-4	3, vs. Chattanooga (11/10/23)
11	Ja'Niah Newell		
15	Cur'Tiera Haywood	-12	-3, vs. Chattanooga (11/10/23)
21	Shamarre Hale	-9	0, vs. Trevecca (11/06/23)
22	Jeanine Brandsma		
23	Briah Hampton		
25	Tiya Douglas	-3	-3, vs. Chattanooga (11/10/23)
32	Gabby Zapata Smalls	-6	-1, vs. Chattanooga (11/10/23)
	<b>Team</b>	<b>-105</b>	<b>-25, vs. Chattanooga (11/10/23)</b>

# AUSTIN PEAY BASKETBALL

## STARTING FIVE SYNOPSIS

### GAME-BY-GAME LINEUPS

Opponent (H/A/N)	G	G	G	G/F	G/F	First Substitution
Trevecca (H)	Kaili Chamberlin	Sandra Lin	Anala Nelson	Cur'Tiera Haywood	Gabby Smalls	Shamarre Hale
Chattanooga	Tiya Douglas	Sandra Lin	Anala Nelson	Cur'Tiera Haywood	Gabby Smalls	Shamarre Hale/Cater
Kentucky						
Butler						
Cleveland State						
Kansas City						
Chicago State						
Mercer						
Murray State						
Fisk						
Bryan						
New Mexico State						
Stephen F. Austin						
Miami (Oh.)						
Bellarmino						
Eastern Kentucky						
North Alabama						
Central Arkansas						
Lipscomb						
Stetson						
FGCU						
Kennesaw State						
Queens						
North Florida						
Jacksonville						
Lipscomb						
Central Arkansas						
North Alabama						
Eastern Kentucky						
Bellarmino						

### STARTING STREAKS

Player	Current	Long
Anala Nelson	31	31
Gabby Zapata Smalls	18	18
Sandra Lin	2	2
Cur'Tiera Haywood	2	2
Tiya Douglas	1	20
Shamarre Hale	-	1
Kaili Chamberlin	-	1
Alyssa Hargrove	-	-
Abby Cater	-	-
La'Nya Foster	-	-
Ja'Niah Newell	-	-
Jeanine Brandsma	-	-
Briah Hampton	-	-



# AUSTIN PEAY WOMEN'S BASKETBALL

## RESULTS

### Game Records

Record	Overall	Home	Away	Neutral
ALL GAMES	0-2	0-2	0-0	0-0
CONFERENCE	0-0	0-0	0-0	0-0
NON-CONFERENCE	0-2	0-2	0-0	0-0

### Team Results

Date	Opponent	Score	Att.	High Points	High Rebounds
11/06/2023	Trevecca Nazarene	L 59-75	1419	(15) HALE, Shamarre	(6) HALE, Shamarre
11/10/2023	Chattanooga	L 52-57	571	(18) HALE, Shamarre	(9) NELSON, Anala

### Attendance Summary

	Games	Attend	Avg/Game
Home	2	1990	995
Away	0	0	0
Neutral	0	0	0
<b>Total</b>	<b>2</b>	<b>1990</b>	<b>995</b>

# AUSTIN PEAY BASKETBALL

## SEASON STATS

### Summary

Player	Overall Statistics										Conference Statistics									
	GP-GS	MIN/G	FG%	3FG%	FT%	R/G	A/G	STL	BLK	PTS/G	GP-GS	MIN/G	FG%	3FG%	FT%	R/G	A/G	STL	BLK	PTS/G
HALE, Shamarre	2-0	17.0	.556	.000	.929	6.0	0.0	0	0	16.5	0-0	0.0	.000	.000	.000	0.0	0.0	0	0	0.0
CATER, Abby	2-0	26.2	.533	.000	.333	2.0	0.0	1	0	8.5	0-0	0.0	.000	.000	.000	0.0	0.0	0	0	0.0
HAYWOOD, Cur'Tiera	2-2	23.8	.333	.167	.500	3.5	1.0	1	3	6.5	0-0	0.0	.000	.000	.000	0.0	0.0	0	0	0.0
DOUGLAS, Tiya	1-1	33.0	.333	.250	.500	3.0	1.0	0	1	6.0	0-0	0.0	.000	.000	.000	0.0	0.0	0	0	0.0
HARGROVE, Alyssa	1-0	19.3	.400	.250	.000	3.0	1.0	1	0	5.0	0-0	0.0	.000	.000	.000	0.0	0.0	0	0	0.0
FOSTER, La'Nya	2-0	20.1	.500	.333	.000	3.5	1.0	1	3	4.5	0-0	0.0	.000	.000	.000	0.0	0.0	0	0	0.0
CHAMBERLIN, Kaili	2-1	11.9	.500	.500	.500	0.5	0.0	0	0	4.5	0-0	0.0	.000	.000	.000	0.0	0.0	0	0	0.0
NELSON, Anala	2-2	28.5	.235	.000	.250	6.0	2.0	2	0	4.5	0-0	0.0	.000	.000	.000	0.0	0.0	0	0	0.0
SMALLS, Gabby	2-2	19.7	.429	.000	.000	3.5	1.5	0	1	3.0	0-0	0.0	.000	.000	.000	0.0	0.0	0	0	0.0
LIN, Sandra	2-2	26.5	.400	.000	.000	1.5	3.0	1	0	2.0	0-0	0.0	.000	.000	.000	0.0	0.0	0	0	0.0
<b>Totals</b>	<b>2</b>		<b>.422</b>	<b>.207</b>	<b>.655</b>	<b>31.0</b>	<b>9.5</b>	<b>7</b>	<b>8</b>	<b>55.5</b>	<b>0</b>		<b>.000</b>	<b>.000</b>	<b>.000</b>	<b>0.0</b>	<b>0.0</b>	<b>0</b>	<b>0</b>	<b>0.0</b>
<b>Opponent</b>	<b>2</b>		<b>.435</b>	<b>.412</b>	<b>.760</b>	<b>28.5</b>	<b>9.5</b>	<b>10</b>	<b>4</b>	<b>66.0</b>	<b>0</b>		<b>.000</b>	<b>.000</b>	<b>.000</b>	<b>0.0</b>	<b>0.0</b>	<b>0</b>	<b>0</b>	<b>0.0</b>

### Scoring

Player	Overall Statistics								Conference Statistics							
	FG-FGA	FG%	3FG-3FGA	3FG%	FT-FTA	FT%	PTS	PTS/G	FG-FGA	FG%	3FG-3FGA	3FG%	FT-FTA	FT%	PTS	PTS/G
HALE, Shamarre	10-18	.556	0-0	.000	13-14	.929	33	16.5	0-0	.000	0-0	.000	0-0	.000	0	0.0
CATER, Abby	8-15	.533	0-5	.000	1-3	.333	17	8.5	0-0	.000	0-0	.000	0-0	.000	0	0.0
HAYWOOD, Cur'Tiera	5-15	.333	1-6	.167	2-4	.500	13	6.5	0-0	.000	0-0	.000	0-0	.000	0	0.0
DOUGLAS, Tiya	2-6	.333	1-4	.250	1-2	.500	6	6.0	0-0	.000	0-0	.000	0-0	.000	0	0.0
HARGROVE, Alyssa	2-5	.400	1-4	.250	0-0	.000	5	5.0	0-0	.000	0-0	.000	0-0	.000	0	0.0
FOSTER, La'Nya	4-8	.500	1-3	.333	0-0	.000	9	4.5	0-0	.000	0-0	.000	0-0	.000	0	0.0
CHAMBERLIN, Kaili	3-6	.500	2-4	.500	1-2	.500	9	4.5	0-0	.000	0-0	.000	0-0	.000	0	0.0
NELSON, Anala	4-17	.235	0-1	.000	1-4	.250	9	4.5	0-0	.000	0-0	.000	0-0	.000	0	0.0
SMALLS, Gabby	3-7	.429	0-0	.000	0-0	.000	6	3.0	0-0	.000	0-0	.000	0-0	.000	0	0.0
LIN, Sandra	2-5	.400	0-2	.000	0-0	.000	4	2.0	0-0	.000	0-0	.000	0-0	.000	0	0.0
<b>Totals</b>	<b>43-102</b>	<b>.422</b>	<b>6-29</b>	<b>.207</b>	<b>19-29</b>	<b>.655</b>	<b>111</b>	<b>55.5</b>	<b>0-0</b>	<b>.000</b>	<b>0-0</b>	<b>.000</b>	<b>0-0</b>	<b>.000</b>	<b>0</b>	<b>0.0</b>
<b>Opponent</b>	<b>40-92</b>	<b>.435</b>	<b>14-34</b>	<b>.412</b>	<b>38-50</b>	<b>.760</b>	<b>132</b>	<b>66.0</b>	<b>0-0</b>	<b>.000</b>	<b>0-0</b>	<b>.000</b>	<b>0-0</b>	<b>.000</b>	<b>0</b>	<b>0.0</b>

### Totals

Player	Overall Statistics										Conference Statistics									
	O-REB	D-REB	TOTAL	PF	FO	A	TO	A/TO	HI	PTS	O-REB	D-REB	TOTAL	PF	FO	A	TO	A/TO	HI	PTS
HALE, Shamarre	8	4	12	6	0	0	5	0.0	18	0	0	0	0	0	0	0	0	0.0	0	0
CATER, Abby	0	4	4	3	0	0	3	0.0	9	0	0	0	0	0	0	0	0	0.0	0	0
HAYWOOD, Cur'Tiera	2	5	7	4	0	2	3	0.7	9	0	0	0	0	0	0	0	0	0.0	0	0
DOUGLAS, Tiya	0	3	3	0	0	1	2	0.5	6	0	0	0	0	0	0	0	0	0.0	0	0
HARGROVE, Alyssa	0	3	3	4	0	1	2	0.5	5	0	0	0	0	0	0	0	0	0.0	0	0
FOSTER, La'Nya	3	4	7	1	0	2	3	0.7	7	0	0	0	0	0	0	0	0	0.0	0	0
CHAMBERLIN, Kaili	0	1	1	3	0	0	2	0.0	9	0	0	0	0	0	0	0	0	0.0	0	0
NELSON, Anala	3	9	12	7	1	4	6	0.7	6	0	0	0	0	0	0	0	0	0.0	0	0
SMALLS, Gabby	2	5	7	6	0	3	4	0.8	4	0	0	0	0	0	0	0	0	0.0	0	0
LIN, Sandra	1	2	3	6	0	6	4	1.5	2	0	0	0	0	0	0	0	0	0.0	0	0
<b>Totals</b>	<b>20</b>	<b>42</b>	<b>62</b>	<b>40</b>	<b>1</b>	<b>19</b>	<b>34</b>	<b>0.6</b>	<b>59</b>	<b>0</b>	<b>0</b>	<b>0</b>	<b>0</b>	<b>0</b>	<b>0</b>	<b>0</b>	<b>0</b>	<b>0.0</b>	<b>0</b>	<b>0</b>
<b>Opponent</b>	<b>14</b>	<b>43</b>	<b>57</b>	<b>28</b>	<b>0</b>	<b>19</b>	<b>29</b>	<b>0.7</b>	<b>75</b>	<b>0</b>	<b>0</b>	<b>0</b>	<b>0</b>	<b>0</b>	<b>0</b>	<b>0</b>	<b>0</b>	<b>0.0</b>	<b>0</b>	<b>0</b>

# AUSTIN PEAY WOMEN'S BASKETBALL

## GAME STATS

Opponent	Date	Score	Total		3-Pointers		Free throws		Rebounds										
			FG-FGA	PCT	3FG-3FGA	PCT	FT-FTA	PCT	OFF	DEF	TOT	AVG	PF	A	TO	BLK	STL	PTS	AVG
Trevecca Nazarene	11/06/2023	59-75 L	25-58	.431	4-20	.200	5-10	.500	10	21	31	31.0	25	11	17	3	3	59	59.0
Chattanooga	11/10/2023	52-57 L	18-44	.409	2-9	.222	14-19	.737	10	21	31	31.0	15	8	17	5	4	52	55.5
<b>Total</b>		<b>111</b>	<b>43-102</b>	<b>.422</b>	<b>6-29</b>	<b>.207</b>	<b>19-29</b>	<b>.655</b>	<b>20</b>	<b>42</b>	<b>62</b>	<b>31.0</b>	<b>40</b>	<b>19</b>	<b>34</b>	<b>8</b>	<b>7</b>	<b>111</b>	<b>55.5</b>
Opponents		132	40-92	.435	14-34	.412	38-50	.760	14	43	57	28.5	28	19	29	4	10	132	66.0

### Austin Peay Averages

Games Played	Points/game	FG Pct	3FG Pct	FT Pct	Rebounds/game	Assists/game	Turnovers/game	Assist/Turnover ratio	Steals/game	Blocks/game
2	55.5	42.2	20.7	65.5	31.0	9.5	17.0	0.6	3.5	4.0

# AUSTIN PEAY BASKETBALL

## OPPONENT GAME STATS

Opponent	Date	Score	Total		3-Pointers		Free throws		Rebounds				PF	A	TO	BLK	STL	PTS	AVG
			FG-FGA	PCT	3FG-3FGA	PCT	FT-FTA	PCT	OFF	DEF	TOT	AVG							
Trevecca Nazarene	11/06/2023	59-75 L	21-47	.447	7-17	.412	26-32	.813	8	25	33	33.0	12	11	15	1	3	75	75.0
Chattanooga	11/10/2023	52-57 L	19-45	.422	7-17	.412	12-18	.667	6	18	24	28.5	16	8	14	3	7	57	66.0
<b>Total</b>		<b>132</b>	<b>40-92</b>	<b>.435</b>	<b>14-34</b>	<b>.412</b>	<b>38-50</b>	<b>.760</b>	<b>14</b>	<b>43</b>	<b>57</b>	<b>28.5</b>	<b>28</b>	<b>19</b>	<b>29</b>	<b>4</b>	<b>10</b>	<b>132</b>	<b>66.0</b>
Austin Peay		111	43-102	.422	6-29	.207	19-29	.655	20	42	62	31.0	40	19	34	8	7	111	55.5

### Opponents Averages

Games Played	Points/game	FG Pct	3FG Pct	FT Pct	Rebounds/game	Assists/game	Turnovers/game	Assist/Turnover ratio	Steals/game	Blocks/game
2	66.0	43.5	41.2	76.0	28.5	9.5	14.5	0.7	5.0	2.0

# AUSTIN PEAY WOMEN'S BASKETBALL

## SUPERLATIVES

### Austin Peay - Game Highs

<b>POINTS</b>	59	Trevecca Nazarene (11/06/2023)
	52	Chattanooga (11/10/2023)
<b>FIELD GOALS MADE</b>	25	Trevecca Nazarene (11/06/2023)
	18	Chattanooga (11/10/2023)
<b>FIELD GOAL ATTEMPTS</b>	58	Trevecca Nazarene (11/06/2023)
	44	Chattanooga (11/10/2023)
<b>FIELD GOAL PERCENTAGE</b>	.431 (25-58)	Trevecca Nazarene (11/06/2023)
	.409 (18-44)	Chattanooga (11/10/2023)
<b>3 PT FG MADE</b>	4	Trevecca Nazarene (11/06/2023)
	2	Chattanooga (11/10/2023)
<b>3 PT FG ATTEMPTS</b>	20	Trevecca Nazarene (11/06/2023)
	9	Chattanooga (11/10/2023)
<b>3 PT FG PERCENTAGE</b>	.222 (2-9)	Chattanooga (11/10/2023)
	.200 (4-20)	Trevecca Nazarene (11/06/2023)
<b>FREE THROWS MADE</b>	14	Chattanooga (11/10/2023)
	5	Trevecca Nazarene (11/06/2023)
<b>FREE THROW ATTEMPTS</b>	19	Chattanooga (11/10/2023)
	10	Trevecca Nazarene (11/06/2023)
<b>FREE THROW PERCENTAGE</b>	.737 (14-19)	Chattanooga (11/10/2023)
	.500 (5-10)	Trevecca Nazarene (11/06/2023)
<b>REBOUNDS</b>	31	Chattanooga (11/10/2023)
	31	Trevecca Nazarene (11/06/2023)
<b>ASSISTS</b>	11	Trevecca Nazarene (11/06/2023)
	8	Chattanooga (11/10/2023)
<b>STEALS</b>	4	Chattanooga (11/10/2023)
	3	Trevecca Nazarene (11/06/2023)
<b>BLOCKED SHOTS</b>	5	Chattanooga (11/10/2023)
	3	Trevecca Nazarene (11/06/2023)
<b>TURNOVERS</b>	17	Chattanooga (11/10/2023)
	17	Trevecca Nazarene (11/06/2023)
<b>FOULS</b>	25	Trevecca Nazarene (11/06/2023)
	15	Chattanooga (11/10/2023)

### Austin Peay - Game Lows

<b>POINTS</b>	52	Chattanooga (11/10/2023)
	59	Trevecca Nazarene (11/06/2023)
<b>FIELD GOALS MADE</b>	18	Chattanooga (11/10/2023)
	25	Trevecca Nazarene (11/06/2023)
<b>FIELD GOAL ATTEMPTS</b>	44	Chattanooga (11/10/2023)
	58	Trevecca Nazarene (11/06/2023)
<b>FIELD GOAL PERCENTAGE</b>	.409 (18-44)	Chattanooga (11/10/2023)
	.431 (25-58)	Trevecca Nazarene (11/06/2023)
<b>3 PT FG MADE</b>	2	Chattanooga (11/10/2023)
	4	Trevecca Nazarene (11/06/2023)
<b>3 PT FG ATTEMPTS</b>	9	Chattanooga (11/10/2023)
	20	Trevecca Nazarene (11/06/2023)
<b>3 PT FG PERCENTAGE</b>	.200 (4-20)	Trevecca Nazarene (11/06/2023)
	.222 (2-9)	Chattanooga (11/10/2023)
<b>FREE THROWS MADE</b>	5	Trevecca Nazarene (11/06/2023)
	14	Chattanooga (11/10/2023)
<b>FREE THROW ATTEMPTS</b>	10	Trevecca Nazarene (11/06/2023)
	19	Chattanooga (11/10/2023)
<b>FREE THROW PERCENTAGE</b>	.500 (5-10)	Trevecca Nazarene (11/06/2023)
	.737 (14-19)	Chattanooga (11/10/2023)
<b>REBOUNDS</b>	31	Chattanooga (11/10/2023)
	31	Trevecca Nazarene (11/06/2023)
<b>ASSISTS</b>	8	Chattanooga (11/10/2023)
	11	Trevecca Nazarene (11/06/2023)
<b>STEALS</b>	3	Trevecca Nazarene (11/06/2023)
	4	Chattanooga (11/10/2023)
<b>BLOCKED SHOTS</b>	3	Trevecca Nazarene (11/06/2023)
	5	Chattanooga (11/10/2023)
<b>TURNOVERS</b>	17	Chattanooga (11/10/2023)
	17	Trevecca Nazarene (11/06/2023)
<b>FOULS</b>	15	Chattanooga (11/10/2023)
	25	Trevecca Nazarene (11/06/2023)

### Opponent - Game Highs

<b>POINTS</b>	75	Trevecca Nazarene (11/06/2023)
	57	Chattanooga (11/10/2023)
<b>FIELD GOALS MADE</b>	21	Trevecca Nazarene (11/06/2023)
	19	Chattanooga (11/10/2023)
<b>FIELD GOAL ATTEMPTS</b>	47	Trevecca Nazarene (11/06/2023)
	45	Chattanooga (11/10/2023)
<b>FIELD GOAL PERCENTAGE</b>	.447 (21-47)	Trevecca Nazarene (11/06/2023)
	.422 (19-45)	Chattanooga (11/10/2023)
<b>3 PT FG MADE</b>	7	Chattanooga (11/10/2023)
	7	Trevecca Nazarene (11/06/2023)
<b>3 PT FG ATTEMPTS</b>	17	Chattanooga (11/10/2023)
	17	Trevecca Nazarene (11/06/2023)
<b>3 PT FG PERCENTAGE</b>	.412 (7-17)	Chattanooga (11/10/2023)
	.412 (7-17)	Trevecca Nazarene (11/06/2023)
<b>FREE THROWS MADE</b>	26	Trevecca Nazarene (11/06/2023)
	12	Chattanooga (11/10/2023)
<b>FREE THROW ATTEMPTS</b>	32	Trevecca Nazarene (11/06/2023)
	18	Chattanooga (11/10/2023)
<b>FREE THROW PERCENTAGE</b>	.813 (26-32)	Trevecca Nazarene (11/06/2023)
	.667 (12-18)	Chattanooga (11/10/2023)
<b>REBOUNDS</b>	33	Trevecca Nazarene (11/06/2023)
	24	Chattanooga (11/10/2023)
<b>ASSISTS</b>	11	Trevecca Nazarene (11/06/2023)
	8	Chattanooga (11/10/2023)
<b>STEALS</b>	7	Chattanooga (11/10/2023)
	3	Trevecca Nazarene (11/06/2023)
<b>BLOCKED SHOTS</b>	3	Chattanooga (11/10/2023)
	1	Trevecca Nazarene (11/06/2023)
<b>TURNOVERS</b>	15	Trevecca Nazarene (11/06/2023)
	14	Chattanooga (11/10/2023)
<b>FOULS</b>	16	Chattanooga (11/10/2023)
	12	Trevecca Nazarene (11/06/2023)

### Opponent - Game Lows

<b>POINTS</b>	57	Chattanooga (11/10/2023)
	75	Trevecca Nazarene (11/06/2023)
<b>FIELD GOALS MADE</b>	19	Chattanooga (11/10/2023)
	21	Trevecca Nazarene (11/06/2023)
<b>FIELD GOAL ATTEMPTS</b>	45	Chattanooga (11/10/2023)
	47	Trevecca Nazarene (11/06/2023)
<b>FIELD GOAL PERCENTAGE</b>	.422 (19-45)	Chattanooga (11/10/2023)
	.447 (21-47)	Trevecca Nazarene (11/06/2023)
<b>3 PT FG MADE</b>	7	Chattanooga (11/10/2023)
	7	Trevecca Nazarene (11/06/2023)
<b>3 PT FG ATTEMPTS</b>	17	Chattanooga (11/10/2023)
	17	Trevecca Nazarene (11/06/2023)
<b>3 PT FG PERCENTAGE</b>	.412 (7-17)	Chattanooga (11/10/2023)
	.412 (7-17)	Trevecca Nazarene (11/06/2023)
<b>FREE THROWS MADE</b>	12	Chattanooga (11/10/2023)
	26	Trevecca Nazarene (11/06/2023)
<b>FREE THROW ATTEMPTS</b>	18	Chattanooga (11/10/2023)
	32	Trevecca Nazarene (11/06/2023)
<b>FREE THROW PERCENTAGE</b>	.667 (12-18)	Chattanooga (11/10/2023)
	.813 (26-32)	Trevecca Nazarene (11/06/2023)
<b>REBOUNDS</b>	24	Chattanooga (11/10/2023)
	33	Trevecca Nazarene (11/06/2023)
<b>ASSISTS</b>	8	Chattanooga (11/10/2023)
	11	Trevecca Nazarene (11/06/2023)
<b>STEALS</b>	3	Trevecca Nazarene (11/06/2023)
	7	Chattanooga (11/10/2023)
<b>BLOCKED SHOTS</b>	1	Trevecca Nazarene (11/06/2023)
	3	Chattanooga (11/10/2023)
<b>TURNOVERS</b>	14	Chattanooga (11/10/2023)
	15	Trevecca Nazarene (11/06/2023)
<b>FOULS</b>	12	Trevecca Nazarene (11/06/2023)
	16	Chattanooga (11/10/2023)

# BRITTANY YOUNG

Position: Head Coach • Alma Mater: Francis Marion, 2008  
 Experience: 3rd Season at Austin Peay Career Record: 37-27

Brittany Young enters her third year as the Austin Peay State University head women’s basketball coach after being named the 12th head coach in program history, March 19, 2021.

Young became the first head coach in program history to lead the Governors to back-to-back conference tournament semifinal appearances to begin their APSU career and her 37 wins are the most by a head coach in their first two seasons.

During the 2022-23 season, Young coached one of the nation’s best defensive unites, as the Governors finished top 25 in Division I in scoring defensive and three-point percentage. The Gobs also have earned eight postseason honors with Young at the helm, including five last season which was highlighted by Shamarre Hale being tabbed Second Team All-ASUN, and to the ASUN Women’s Basketball Championship All-Tournament Team.

She led Austin Peay to a 20-13 overall record and 11-7 mark in Ohio Valley Conference play in her first year as a head coach. Young was the fourth coach in program history to lead Austin Peay to a 20-win season and just the second coach to win 20 games in their debut season, joining Andy Blackston (2003-04).

Young earned her first-career win in a 78-49 victory against Pikeville Nov. 12, 2021, in the Winfield Dunn Center. Later in her inaugural season, she led APSU to its first OVC Tournament victory since 2012 following a 67-52 win against Tennessee State, joining Blackston as the second coach in program history to win their tournament debut.

After leading Austin Peay to the semifinals of the OVC Tournament, Young led the Governors to their first postseason victory in program history in a 73-59 win against Furman in the Women’s Basketball Invitational, March 19, 2022.

Young took over the Austin Peay women’s basketball program after a season as assistant coach and recruiting coordinator at Mississippi State. In her season with the Bulldogs, she helped sign KN’isha Godfrey, a four-star rated recruit by espnW and the No. 8 point guard in the country to aid the program’s rebuilding process.

When Mississippi State head coach Nikki McCray-Penson moved to Starkville after three seasons at Old Dominion, Young joined her. The pair led a successful three-season turn at Old Dominion where they helped the program reach its first postseason appearance since 2015 amidst back-to-back 20-win campaigns.

In Young’s second year in Norfolk, Old Dominion boasted the seventh-youngest roster in the country after signing nine athletes during their first season. Despite the youth movement, the Monarchs posted a 13-win improvement from an 8-23 season to a 21-11 record in 2018-19. The following season, ODU rolled to a 24-6 record and finished second in Conference USA. The Monarchs were a potential at-large team before the Conference USA and NCAA Tournaments were canceled due to the COVID-19 pandemic. Before joining McCray-Penson the past four seasons, Young spent two seasons as assistant coach at Stetson. She helped the Hatters back-to-back 20-win campaigns: a 20-12 mark in 2015-16 and a 26-7 record in 2016-17 that included a 13-1 conference record to win the Atlantic Sun regular-season title. Stetson qualified for national postseason play each season, participating in the 2016 Women’s Basketball Invitational and the 2017 Postseason WNIT.

Young’s first full-time coaching position was at Daytona State College (2013-15). She was the program’s recruiting coordinator, director of player development, director of operations, academic coordinator, and strength and conditioning liaison. Young, a Moncks Corner, South Carolina native, was a CoSIDA Academic All-District and all-conference performer at Francis Marion University. She was a member of the school’s all-decade team and earned team “Most Valuable Player” honors twice.

In addition to her success on the court, Young was President of the Student Athletic Advisory Council and was just one of 26 recipients of the NCAA Ethnic Minority and Women’s Enhancement Postgraduate Scholarship for Careers in Athletics in 2011. She graduated from Francis Marion in 2008 with a degree in Political Science.



## BRITTANY YOUNG YEAR-BY-YEAR

Year	School	Overall Record	Pct.	Conference Record	Season Pct.	Conference Finish	Conference Tourney Finish	Postseason	Notes/Awards
2015-16	Stetson	20-12	.625	9-5	.643	4th	1-1, semis	WBI; 1-1, quarters	First season as DI Assistant Coach
2016-17	Stetson	26-7	.788	13-1	.929	1st	2-1, runner up	WNIT; 0-1, first round	ASUN Regular-Season Championship
2017-18	Old Dominion	8-23	.258	6-10	.375	T-10th	0-1, first round		
2018-19	Old Dominion	21-11	.656	10-6	.625	T-5th	1-1, quarters	WNIT; 0-1, first round	
2019-20	Old Dominion	24-6	.800	14-4	.778	T-2nd			Tournament halted due to COVID-19
2020-21	Mississippi State	10-9	.526	5-7	.417	9th	0-1, second round		
2021-22	Austin Peay	20-13	.625	11-7	.611	4th			1st-year HC/12th HC in ASPU History
2022-23	Austin Peay	17-11	.607	12-7	.667	4th			Fastest coach to 35 wins / ASUN 'Ship App.
2023-24	Austin Peay	0-0	.000	0-0	.000				
<b>APSU</b>	<b>Third Season</b>	<b>37-25</b>		<b>23-14</b>					

NOTE: Years as Assistant Coach in italics.

# AUSTIN PEAY WOMEN'S BASKETBALL

## BRITTANY BY THE NUMBERS

<b>The Basics</b>	<b>23-24</b>	<b>ALL</b>
Overall	0-2	37-27
Home	0-2	20-7
Road	0-0	14-12
Neutral	0-0	3-7
ASUN	0-0	12-6
OVC	0-0	11-7
November	0-2	6-8
December	0-0	6-3
January	0-0	13-4
February	0-0	10-8
March	0-0	2-3
Monday	0-1	3-3
Tuesday	0-0	4-1
Wednesday	0-0	1-2
Thursday	0-0	10-9
Friday	0-1	1-4
Saturday	0-0	16-6
Sunday	0-0	2-1
vs. Mid-Major Top-25	0-0	1-3
vs. WBCA Top-25	0-0	0-1
Conference Tournament	0-0	2-1
Women's Basketball Invitational	0-0	1-2
NCAA Tournament	0-0	0-0
<b>Getting Started</b>	<b>23-24</b>	<b>ALL</b>
Win the opening jump ball	0-0	16-10
Lose the opening jump ball	0-2	21-15
Govs score first	0-0	21-11
Opponent scores first	0-2	16-13
<b>Time of Game</b>	<b>23-24</b>	<b>ALL</b>
Leading after 1st quarter	0-0	26-8
Trailing after 1st quarter	0-1	8-13
Tied after 1st quarter	0-1	3-3
Leading at Halftime	0-0	29-4
Trailing at Halftime	0-2	8-22
Tied at Halftime	0-0	0-0
Leading after 3rd quarter	0-0	31-6
Tied after the 3rd quarter	0-0	1-1
Trailing after the 3rd quarter	0-2	5-15
Wire-to-Wire wins (never trailed)	0	12
Wins in final minute of regulation	0	3
Losses in final minute of regulation	0	0
Wins in final minute of OT	0	1
Losses in final minute of OT	0	0
<b>Overtime</b>	<b>23-24</b>	<b>ALL</b>
Overtime games	0-0	1-1
Win the OT jump ball	0-0	0-1
Lose the OT jump ball	0-0	1-0

<b>When the Govs Score</b>	<b>23-24</b>	<b>ALL</b>
Less than 60 points	0-2	5-18
60-69 points	0-0	10-8
70-79 points	0-0	20-0
80-89 points	0-0	2-0
90-99 points	0-0	0-0
100+ points	0-0	0-0

<b>When Opponents Score</b>	<b>23-24</b>	<b>ALL</b>
Less than 60 points	0-1	24-5
60-69 points	0-0	10-14
70-79 points	0-1	2-7
80-89 points	0-0	0-0
90-99 points	0-0	0-0
100+ points	0-0	0-0

<b>Field-Goal Shooting</b>	<b>23-24</b>	<b>ALL</b>
Outshoot opponent	0-0	24-7
Outshot by opponent	0-2	3-10
Shoot the same	0-0	0-0
Opponent shoots 45% or better	0-1	4-13
Opponent shoots below 45%	0-1	32-12
APSU shoots 45% or better	0-0	25-9
APSU shoots below 45%	0-2	12-16

<b>Free-Throw Shooting</b>	<b>23-24</b>	<b>ALL</b>
Attempt more FT than opponent	0-1	22-7
Attempt fewer FT than opponent	0-1	12-18
Attempt the same number of FT	0-0	3-1
Make more FT than opponent	0-1	24-7
Make fewer FT than opponent	0-1	12-19
Make the same number of FT	0-0	1-0

<b>Three-Point Shooting</b>	<b>23-24</b>	<b>ALL</b>
Attempt more 3PT than opponent	0-1	14-14
Attempt fewer 3PT than opponent	0-1	24-12
Attempt the same number of 3PT	0-0	1-0
Make more 3PT than opponent	0-0	22-9
Make fewer 3PT than opponent	0-2	11-14
Make the same number of 3PT	0-0	4-2

<b>Rebounding</b>	<b>23-24</b>	<b>ALL</b>
Out-rebound opponent	0-1	22-9
Out-rebounded by opponent	0-1	16-14
Rebounding is equal	0-0	0-2

<b>Turnovers</b>	<b>23-24</b>	<b>ALL</b>
Commit fewer turnovers	0-0	23-7
Commit more turnovers	0-1	10-18
Turnovers are equal	0-0	2-1

<b>Inside the Points</b>	<b>23-24</b>	<b>ALL</b>
More points off turnovers	0-0	28-10
Less points off turnovers	0-2	9-15
Equal points off turnovers	0-0	0-1
More points in the paint	0-2	31-8
Less points in the paint	0-0	5-17
Equal points in the paint	0-0	1-1
More second-chance points	0-2	23-13
Less second-chance points	0-0	14-7
Equal second-chance points	0-0	1-5
More fast-break points	0-1	19-8
Less fast-break points	0-1	17-15
Equal fast-break points	0-0	1-3



# KAILI CHAMBERLIN

5-8 | Junior | Guard

Medford, Ore. | South Medford High School | McNeese State



## PLAYER NOTES

- Started in 52-of-59 games played in her two seasons at McNeese, including 24-of-48 as a freshman.
- Led the team in scoring her freshman season with 11.0 points per game.
- Career high of 29 points came against Cenentary (LA) (11/24/21).
- Averaged 9.7 points and 4.1 rebounds per game and had a 41.5 field-goal percentage.
- Made 45 percent of shots taken during her sophomore year.
- Averaged 13.4 points and 5.1 rebounds her game her junior year at South Medford High School
- Member of the 2020 State Championship winning team and Conference Player of the Year that same season
- A two-time All-State selection and a two-time first team all-conference honoree.

SEASON	TEAM	GP-GS	MIN/AVG	Field Goals		3-Point		F-Throws		Rebounds				Scoring						
				FG-FGA	FG%	3FG-3FGA	3FG%	FT-FTA	FT%	OFF	DEF	TOT	AVG	PF-FO	A	TO	BLK	STL	PTS	AVG
2021-22	McN	28-24	702/25.1	106-279	.380	51-162	.315	44-49	.898	44	75	119	4.3	54-0	40	57	1	23	307	11.0
2022-23	McN	31-28	656/21.2	105-230	.457	27-90	.300	29-46	.630	31	92	123	4.0	81-3	28	85	1	35	266	8.6
2023-24	APSU	2-1	24/11.9	3-6	.500	2-4	.500	1-2	.500	0	1	1	0.5	3-0	0	2	0	0	9	4.5
<b>TOTAL FOR APSU</b>		<b>2-1</b>	<b>24/11.9</b>	<b>3-6</b>	<b>.500</b>	<b>2-4</b>	<b>.500</b>	<b>1-2</b>	<b>.500</b>	<b>0</b>	<b>1</b>	<b>1</b>	<b>0.5</b>	<b>3-0</b>	<b>0</b>	<b>2</b>	<b>0</b>	<b>0</b>	<b>9</b>	<b>4.5</b>
<b>TOTAL</b>		<b>61-53</b>	<b>1382/22.7</b>	<b>214-515</b>	<b>.416</b>	<b>80-256</b>	<b>.313</b>	<b>74-97</b>	<b>.763</b>	<b>75</b>	<b>168</b>	<b>243</b>	<b>4.0</b>	<b>138-3</b>	<b>68</b>	<b>144</b>	<b>2</b>	<b>58</b>	<b>582</b>	<b>9.5</b>

## CAREER HIGHS

### Points

29, vs. Centenary (LA) (11/24/21)\*

### Rebounds

10, UIW (01/22/22)\*

### Assists

4, at Northwestern St. (02/12/22)\*

### Steals

4, vs. North American (12/01/22)\*

### Blocks

1, 2 times mr N.W. St. (01/12/23)\*

### FG Made

10, 2 times mr Lamar (03/07/23)\*

### FG Attempts

20, vs. Centenary (11/24/21)\*

### 3FG Made

7, vs. Centenary (11/24/21)\*

### 3FG Attempts

14, vs. Centenary (11/24/21)\*

### FT Made

9, vs. A&M-Corpus Christi (02/24/22)\*

### FT Attempts

10, vs. TAMU-CC (02/24/22)\*

## SEASON HIGHS

### Points

9, vs. Trevecca (11/06/23)

### Rebounds

1, vs. Trevecca (11/06/23)

### Assists

N/A

### Steals

N/A

### Blocks

N/A

### FG Made

3, vs. Trevecca (11/06/23)

### FG Attempts

6, vs. Trevecca (11/06/23)

### 3FG Made

2, vs. Trevecca (11/06/23)

### 3FG Attempts

4, vs. Trevecca (11/06/23)

### FT Made

1, vs. Trevecca (11/06/23)

### FT Attempts

2, vs. Trevecca (11/06/23)



1

**SANDRA LIN**

5-4 | Graduate Student | Guard

Hsinchu, Taiwan | Taipei First Girls High School | Morehead State

**PLAYER NOTES**

- Started in all 31 games played for the Eagles.
- Averaged 7.1 points, 5.2 assists, and 2.5 rebounds per game, and tallied two double-doubles.
- Led the team with 162 assists, which was the sixth-most in a single season in program history.
- Had a season high of ten assists against UT Martin, March 1
- Named All-Ohio Valley Conference Second-Team



				Field Goals		3-Point		F-Throws		Rebounds				Scoring						
SEASON	TEAM	GP-GS	MIN/AVG	FG-FGA	FG%	3FG-3FGA	3FG%	FT-FTA	FT%	OFF	DEF	TOT	AVG	PF-FO	A	TO	BLK	STL	PTS	AVG
2022-23	More	31-31	1006/32.5	68-192	.354	17-65	.262	66-93	.710	19	59	78	2.5	61-1	162	102	1	53	219	7.1
2023-24	APSU	2-2	53/26.5	2-5	.400	0-2	.000	0-0	.000	1	2	3	1.5	6-0	6	4	0	1	4	2.0
<b>TOTAL FOR APSU</b>		<b>2-2</b>	<b>53/26.5</b>	<b>2-5</b>	<b>.400</b>	<b>0-2</b>	<b>.000</b>	<b>0-0</b>	<b>.000</b>	<b>1</b>	<b>2</b>	<b>3</b>	<b>1.5</b>	<b>6-0</b>	<b>6</b>	<b>4</b>	<b>0</b>	<b>1</b>	<b>4</b>	<b>2.0</b>
<b>TOTAL</b>		<b>33-33</b>	<b>1059/32.1</b>	<b>70-197</b>	<b>.355</b>	<b>17-67</b>	<b>.254</b>	<b>66-93</b>	<b>.710</b>	<b>20</b>	<b>61</b>	<b>81</b>	<b>2.5</b>	<b>67-1</b>	<b>168</b>	<b>106</b>	<b>1</b>	<b>54</b>	<b>223</b>	<b>6.8</b>

**CAREER HIGHS**

- Points**  
23, vs. Lindenwood (02/18/23)\*
- Rebounds**  
5, 2 times mr at USI (02/04/23)\*
- Assists**  
10, 3 times mr vs. UTM (03/01/23)\*
- Steals**  
4, vs. UTM (03/01/23)\*
- Blocks**  
1, vs. SIUE (01/28/23)\*
- FG Made**  
8, vs. Lindenwood (02/18/23)\*
- FG Attempts**  
14, vs. Lindenwood (02/02/23)\*
- 3FG Made**  
3, vs. Tennessee Tech (2/13/21)\*
- 3FG Attempts**  
6, Presbyterian (11/26/22)\*
- FT Made**  
11, vs Tenn. Tech (02/02/23)\*
- FT Attempts**  
13, vs Tenn. Tech (02/02/23)\*

\*Previous four-year university

**SEASON HIGHS**

- Points**  
2, vs. Chattanooga (11/10/23)
- Rebounds**  
2, vs. Chattanooga (11/10/23)
- Assists**  
4, vs. Trevecca (11/06/23)
- Steals**  
1, vs. Chattanooga (11/10/23)
- Blocks**  
N/A
- FG Made**  
1, vs. Chattanooga (11/10/23)
- FG Attempts**  
3, vs. Trevecca (11/06/23)
- 3FG Made**  
N/A
- 3FG Attempts**  
1, vs. Chattanooga (11/10/23)
- FT Made**  
N/A
- FT Attempts**  
N/A

3

**ANALA NELSON**

5-7 | Sophomore | Guard

Columbia, S.C. | Lower Richland High School



**PLAYER NOTES**

- The first Governor to earn ASUN-All Freshman Team honors in program history and the first Gov to be named to a conference all-freshman team since 2003.
- The only Gov to start all 29 games last season
- Scored seven points and a go-ahead three-pointer to lead Austin Peay to a road victory at Chattanooga, Nov. 12
- Scored double figures six times, all coming in ASUN action
- Reached double figures for the first time in her career during an 11-point, four-rebound, four assists performance at Central Arkansas, Jan. 19
- Led Austin Peay in scoring for the first time in her career with 14 points on 6-of-11 shooting against North Florida, Feb. 9, also tallied a career-best five steals in the 77-35 win against the Ospreys.
- Hauled in a second-season best six rebounds coupled with a then-career-high 15 points at Lipscomb, Feb. 23, helping the Governors secure a home game in the upcoming ASUN Conference Championship
- Scored a career-high 18 points in the Gobs' ASUN Conference Semifinals matchup against Eastern Kentucky, March 5.
- Averaged 14.4 points, 4.7 rebounds, 2.9 assists, and 3.4 steals per game in her high school career.
- Named a South Carolina Basketball Coaches Association All-State selection following her sophomore, junior, and senior seasons.
- Was ranked the No. 4 player in South Carolina for the class of 2022 by SC Prep Girls Hoops

SEASON	TEAM	GP-GS	MIN/AVG	Field Goals		3-Point		F-Throws		Rebounds				Scoring						
				FG-FGA	FG%	3FG-3FGA	3FG%	FT-FTA	FT%	OFF	DEF	TOT	AVG	PF-FO	A	TO	BLK	STL	PTS	AVG
2022-23	APSU	29-29	843/29.1	55-177	.311	19-62	.306	38-53	.717	9	57	66	2.3	71-1	57	78	2	44	167	5.8
2023-24	APSU	2-2	57/28.5	4-17	.235	0-1	.000	1-4	.250	3	9	12	6.0	7-1	4	6	0	2	9	4.5
<b>TOTAL</b>		<b>31-31</b>	<b>900/29.0</b>	<b>59-194</b>	<b>.304</b>	<b>19-63</b>	<b>.302</b>	<b>39-57</b>	<b>.684</b>	<b>12</b>	<b>66</b>	<b>78</b>	<b>2.5</b>	<b>78-2</b>	<b>61</b>	<b>84</b>	<b>2</b>	<b>46</b>	<b>176</b>	<b>5.7</b>

**CAREER HIGHS**

**Points**

18, vs. Eastern Ky. (03/05/23)

**Rebounds**

9, vs. Chattanooga (11/10/23)

**Assists**

5, vs. Jacksonville St. (01/12/23)

**Steals**

5, 2 times mr at FGCU (02/18/23)

**Blocks**

1, vs. North Florida (02/09/23)

**FG Made**

7, vs. Eastern Ky. (2/18/22)

**FG Attempts**

13, at Lipscomb (02/23/23)

**3FG Made**

2, 5 times

**3FG Attempts**

6, vs. Davidson (11/21/22)

**FT Made**

6, at Eastern Ky. (02/04/23)

**FT Attempts**

6, 4 times

\*Previous four-year university

**SEASON HIGHS**

**Points**

6, vs. Trevecca (11/06/23)

**Rebounds**

9, vs. Chattanooga (11/10/23)

**Assists**

2, vs. Chattanooga (11/10/23)

**Steals**

1, 2 times mr vs. Chattanooga (11/10/23)

**Blocks**

N/A

**FG Made**

3, vs. Trevecca (11/06/23)

**FG Attempts**

9, vs. Trevecca (11/06/23)

**3FG Made**

N/A

**3FG Attempts**

1, vs. Chattanooga (11/10/23)

**FT Made**

1, vs. Chattanooga (11/10/23)

**FT Attempts**

4, vs. Chattanooga (11/10/23)

4

**ALYSSA HARGROVE**

5-8 | Junior | Guard

Huber Heights, Ohio | Wayne High School | Stetson

**PLAYER NOTES**

- Played in 40 games and made 21 starts in her two seasons at Stetson.
- Averaged 8.6 points and 3.5 rebounds per game in two seasons.
- Made over 40 percent of her shots during her sophomore season and averaged 10.6 points per game
- Had a career-high 25 points against Furman, Nov. 19, 2022.
- A 2022 ASUN All-Freshman Team member.
- Received ASUN Newcomer of the Week honors in Feb. 2022.



SEASON	TEAM	GP-GS	MIN/AVG	Field Goals		3-Point		F-Throws		Rebounds				Scoring						
				FG-FGA	FG%	3FG-3FGA	3FG%	FT-FTA	FT%	OFF	DEF	TOT	AVG	PF-FO	A	TO	BLK	STL	PTS	AVG
2021-22	Stet	31-15	850/27.4	89-221	.403	18-78	.231	52-69	.754	21	98	119	3.8	65-1	47	66	10	44	248	8.0
2022-23	Stet	9-6	229/25.4	35-82	.427	9-31	.290	16-26	.615	7	16	23	2.6	25-1	21	26	2	10	95	10.6
2023-24	APSU	1-0	19/19.3	2-5	.400	1-4	.250	0-0	.000	0	3	3	3.0	4-0	1	2	0	1	5	5.0
<b>TOTAL FOR APSU</b>		<b>1-0</b>	<b>19/19.3</b>	<b>2-5</b>	<b>.400</b>	<b>1-4</b>	<b>.250</b>	<b>0-0</b>	<b>.000</b>	<b>0</b>	<b>3</b>	<b>3</b>	<b>3.0</b>	<b>4-0</b>	<b>1</b>	<b>2</b>	<b>0</b>	<b>1</b>	<b>5</b>	<b>5.0</b>
<b>TOTAL</b>		<b>41-21</b>	<b>1098/26.8</b>	<b>126-308</b>	<b>.409</b>	<b>28-113</b>	<b>.248</b>	<b>68-95</b>	<b>.716</b>	<b>28</b>	<b>117</b>	<b>145</b>	<b>3.5</b>	<b>94-2</b>	<b>69</b>	<b>94</b>	<b>12</b>	<b>55</b>	<b>348</b>	<b>8.5</b>

**CAREER HIGHS**

**Points**

25, vs Furman (11/19/22)\*

**Rebounds**

8, 2 times mr vs. N. Fl. (02/26/22)\*

**Assists**

6, vs. UAlbany (11/27/22)\*

**Steals**

6, vs. Johnson (FL) (11/09/21)\*

**Blocks**

2, 2 times mr vs. Bellarmine (03/02/22)\*

**FG Made**

10, 2 times mr vs Furman (11/19/22)\*

**FG Attempts**

16, vs. Furman (11/19/22)\*

**3FG Made**

2, 3 times mr vs. UC San Diego (11/26/22)\*

**3FG Attempts**

8, vs. UC San Diego (11/26/22)\*

**FT Made**

6, vs. Louisiana Tech (11/25/22)\*

**FT Attempts**

6, vs. Louisiana Tech (11/25/22)\*

**SEASON HIGHS**

**Points**

5, vs. Trevecca (11/06/23)

**Rebounds**

3, vs. Trevecca (11/06/23)

**Assists**

1, vs. Trevecca (11/06/23)

**Steals**

1, vs. Trevecca (11/06/23)

**Blocks**

N/A

**FG Made**

2, vs. Trevecca (11/06/23)

**FG Attempts**

5, vs. Trevecca (11/06/23)

**3FG Made**

1, vs. Trevecca (11/06/23)

**3FG Attempts**

4, vs. Trevecca (11/06/23)

**FT Made**

N/A

**FT Attempts**

N/A

5

**ABBY CATER**

5-7 | Junior | Guard

Fort Washington, Md | Elizabeth Seton High School | Trinity Valley CC

**PLAYER NOTES**

- Played in 67 games at Trinity Valley Community College, starting in 54 contests.
- Averaged 12.2 points and 5.7 rebounds during her two seasons with the Cardinals.

CATER, Abby

SEASON	TEAM	GP-GS	MIN	Field Goals		3-Point		F-Throws		Rebounds				Scoring						
				FG-FGA	FG%	3FG-3FGA	3FG%	FT-FTA	FT%	OFF	DEF	TOT	AVG	PF-FO	A	TO	BLK	STL	PTS	AVG
2023-24	APSU	2-0	52/26.2	8-15	.533	0-5	.000	1-3	.333	0	4	4	2.0	3-0	0	3	0	1	17	8.5
<b>TOTAL</b>		<b>2-0</b>	<b>52/26.2</b>	<b>8-15</b>	<b>.533</b>	<b>0-5</b>	<b>.000</b>	<b>1-3</b>	<b>.333</b>	<b>0</b>	<b>4</b>	<b>4</b>	<b>2.0</b>	<b>3-0</b>	<b>0</b>	<b>3</b>	<b>0</b>	<b>1</b>	<b>17</b>	<b>8.5</b>



**CAREER HIGHS**

**Points**

9, vs. Trevecca (11/06/23)

**Rebounds**

3, vs. Trevecca (11/06/23)

**Assists**

N/A

**Steals**

N/A

**Blocks**

N/A

**FG Made**

4, 2 times mr vs. Chattanooga (11/10/23)

**FG Attempts**

9, vs. Trevecca (11/06/23)

**3FG Made**

N/A

**3FG Attempts**

5, vs. Trevecca (11/06/23)

**FT Made**

1, vs. Trevecca (11/06/23)

**FT Attempts**

3, vs. Trevecca (11/06/23)

\*Previous four-year university

**SEASON HIGHS**

**Points**

9, vs. Trevecca (11/06/23)

**Rebounds**

3, vs. Trevecca (11/06/23)

**Assists**

N/A

**Steals**

1, vs. Trevecca (11/06/23)

**Blocks**

N/A

**FG Made**

4, 2 times mr vs. Chattanooga (11/10/23)

**FG Attempts**

9, vs. Trevecca (11/06/23)

**3FG Made**

N/A

**3FG Attempts**

5, vs. Trevecca (11/06/23)

**FT Made**

1, vs. Trevecca (11/06/23)

**FT Attempts**

3, vs. Trevecca (11/06/23)

10

**LA'NYA FOSTER**

5-9 | Freshman | Guard  
Riverdale, Ga. | Lovejoy High School

**PLAYER NOTES**

- Averaged 10.8 points and 4.6 rebounds in her first varsity season as a sophomore.
- Increased her scoring averaged to 13.8 points per game during her junior season, while also grabbing 7.1 rebounds and 2.1 steals per game.
- Member of the 2021-22 Class 6A State Championship team.

SEASON	TEAM	GP-GS	MIN/AVG	Field Goals		3-Point		F-Throws		Rebounds				Scoring						
				FG-FGA	FG%	3FG-3FGA	3FG%	FT-FTA	FT%	OFF	DEF	TOT	AVG	PF	FO	A	TO	BLK	STL	PTS
2023-24	APSU	2-0	40/20.1	4-8	.500	1-3	.333	0-0	.000	3	4	7	3.5	1-0	2	3	3	1	9	4.5
<b>TOTAL</b>	<b>2-0</b>	<b>40/20.1</b>	<b>4-8</b>	<b>.500</b>	<b>1-3</b>	<b>.333</b>	<b>0-0</b>	<b>.000</b>	<b>3</b>	<b>4</b>	<b>7</b>	<b>3.5</b>	<b>1-0</b>	<b>2</b>	<b>3</b>	<b>3</b>	<b>1</b>	<b>9</b>	<b>4.5</b>	



**CAREER HIGHS**

- Points**  
7, vs. Trevecca (11/06/23)
- Rebounds**  
4, vs. Trevecca (11/06/23)
- Assists**  
1, 2 times mr. vs. Chattanooga (11/10/23)
- Steals**  
N/A
- Blocks**  
1, vs. Trevecca (11/06/23)
- FG Made**  
3, vs. Trevecca (11/06/23)
- FG Attempts**  
6, vs. Trevecca (11/06/23)
- 3FG Made**  
1, vs. Trevecca (11/06/23)
- 3FG Attempts**  
3, vs. Trevecca (11/06/23)
- FT Made**  
N/A
- FT Attempts**  
N/A

\*Previous four-year university

**SEASON HIGHS**

- Points**  
7, vs. Trevecca (11/06/23)
- Rebounds**  
4, vs. Trevecca (11/06/23)
- Assists**  
1, 2 times mr. vs. Chattanooga (11/10/23)
- Steals**  
1, vs. Chattanooga (11/10/23)
- Blocks**  
2, vs. Chattanooga (11/10/23)
- FG Made**  
3, vs. Trevecca (11/06/23)
- FG Attempts**  
6, vs. Trevecca (11/06/23)
- 3FG Made**  
1, vs. Trevecca (11/06/23)
- 3FG Attempts**  
6, vs. Trevecca (11/06/23)
- FT Made**  
N/A
- FT Attempts**  
N/A

11

**JANIAH NEWELL**

5-5 | Graduate Student | Guard

Danville, Ill. | Schlarman Academy | Chicago State | Kaskaskia College



**PLAYER NOTES**

- Averaged 9.1 points and 2.8 rebounds per game in her two seasons at Chicago State.
- Played in 43 games and started in 35.
- Had a single-game high of 29 points against Evansville, Nov. 16, 2022.
- Started in 48-of-49 games played at Kaskaskia
- Averaged 13.1 points and 5.3 rebounds her freshman season and 15.0 points and 5.7 rebounds her sophomore season.
- Earned All-Great Rivers Athletic Conference recognition her first year.

SEASON	TEAM	GP-GS	MIN/AVG	Field Goals			3-Point			F-Throws			Rebounds				Scoring				
				FG-FGA	FG%	3FG-3FGA	3FG%	FT-FTA	FT%	OFF	DEF	TOT	AVG	PF-FO	A	TO	BLK	STL	PTS	AVG	
2021-22	CSU	27-19	695/25.8	70-236	.297	4-38	.105	44-72	.611	16	49	65	2.4	50-0	39	65	5	31	188	7.0	
2022-23	CSU	28-28	865/30.9	111-341	.326	13-59	.220	92-120	.767	16	71	87	3.1	56-0	86	83	0	35	327	11.7	
<b>TOTAL FOR APSU</b>		<b>0-0</b>	<b>0/0.0</b>	<b>0-0</b>	<b>.000</b>	<b>0-0</b>	<b>.000</b>	<b>0-0</b>	<b>.000</b>	<b>0</b>	<b>0</b>	<b>0</b>	<b>0.0</b>	<b>0-0</b>	<b>0</b>	<b>0</b>	<b>0</b>	<b>0</b>	<b>0</b>	<b>0</b>	<b>0.0</b>
<b>TOTAL</b>		<b>55-47</b>	<b>1560/28.4</b>	<b>181-577</b>	<b>.314</b>	<b>17-97</b>	<b>.175</b>	<b>136-192</b>	<b>.708</b>	<b>32</b>	<b>120</b>	<b>152</b>	<b>2.8</b>	<b>106-0</b>	<b>125</b>	<b>148</b>	<b>5</b>	<b>66</b>	<b>515</b>	<b>9.4</b>	

**CAREER HIGHS**

**Points**

29, at Evansville (11/16/22)\*

**Rebounds**

8, vs. Tarleton St. (02/05/22)\*

**Assists**

7, 2 times mr vs. Olivet (01/17/23)\*

**Steals**

5, vs. Tarleton St. (02/05/22)\*

**Blocks**

2, vs. Lamar (01/15/22)\*

**FG Made**

10, at Evansville (11/16/22)\*

**FG Attempts**

20, at Evansville (11/16/22)\*

**3FG Made**

2, 3 times mr at Hartford (01/28/23)\*

**3FG Attempts**

5, at Ga. Southern (12/09/22)\*

**FT Made**

8, 2 times mr vs. Hartford (02/26/23)\*

**FT Attempts**

14, at Evansville (11/16/22)\*

\*Previous four-year university

**SEASON HIGHS**

**Points**

N/A

**Rebounds**

N/A

**Assists**

N/A

**Steals**

N/A

**Blocks**

N/A

**FG Made**

N/A

**FG Attempts**

N/A

**3FG Made**

N/A

**3FG Attempts**

N/A

**FT Made**

N/A

**FT Attempts**

N/A

15

**CUR'TIERA HAYWOOD**

5-11 | Graduate Student | Guard / Forward  
Yukon, Okla. | Mustang High School | Quinnipiac



**PLAYER NOTES**

- Played in 107 games over her four seasons at Quinnipiac, making 66 starts.
- Averaged 7.8 points, 4.2 rebounds, and had a 42.0 field-goal percentage.
- Had a career-high 31 points in a single game against Saint Peter's, Jan. 13, 2022.
- Had her most efficient season during her junior year, making over 48 percent of her shots.
- Named to the Metro Atlantic Athletic Conference All-Rookie Team her freshman season and earned All-MAAC Third team honors her senior season.
- Scored over 1,000 career goals at Mustang High School and was a three-time All-State honorable mention.

SEASON	TEAM	GP-GS	MIN/AVG	Field Goals		3-Point		F-Throws		Rebounds				Scoring						
				FG-FGA	FG%	3FG-3FGA	3FG%	FT-FTA	FT%	OFF	DEF	TOT	AVG	PF-FO	A	TO	BLK	STL	PTS	AVG
2019-20	QU	29-17	616/21.2	77-165	.467	26-70	.371	46-68	.676	48	60	108	3.7	56-1	24	42	15	17	226	7.8
2020-21	QU	21-4	386/18.4	31-104	.298	14-50	.280	13-22	.591	24	55	79	3.8	27-0	10	24	13	9	89	4.2
2021-22	QU	27-15	572/21.2	73-150	.487	24-68	.353	49-64	.766	25	77	102	3.8	50-1	20	42	20	16	219	8.1
2022-23	QU	30-30	847/28.2	94-236	.398	31-91	.341	81-106	.764	53	103	156	5.2	57-1	37	68	16	24	300	10.0
2023-24	APSU	2-2	48/23.8	5-15	.333	1-6	.167	2-4	.500	2	5	7	3.5	4-0	2	3	3	1	13	6.5
<b>TOTAL FOR APSU</b>		<b>2-2</b>	<b>48/23.8</b>	<b>5-15</b>	<b>.333</b>	<b>1-6</b>	<b>.167</b>	<b>2-4</b>	<b>.500</b>	<b>2</b>	<b>5</b>	<b>7</b>	<b>3.5</b>	<b>4-0</b>	<b>2</b>	<b>3</b>	<b>3</b>	<b>1</b>	<b>13</b>	<b>6.5</b>
<b>TOTAL</b>		<b>109-68</b>	<b>2469/22.6</b>	<b>280-670</b>	<b>.418</b>	<b>96-285</b>	<b>.337</b>	<b>191-264</b>	<b>.723</b>	<b>152</b>	<b>300</b>	<b>452</b>	<b>4.1</b>	<b>194-3</b>	<b>93</b>	<b>179</b>	<b>67</b>	<b>67</b>	<b>847</b>	<b>7.8</b>

**CAREER HIGHS**

**Points**

31, vs. Saint Peter's (01/13/22)\*

**Rebounds**

11, vs. Fairfield (03/04/23)\*

**Assists**

4, 2 times mr vs. Saint Peter's (01/19/23)\*

**Steals**

3, 6 times

**Blocks**

4, at Monmouth (02/06/20)\*

**FG Made**

9, vs. Saint Peter's (01/13/22)\*

**FG Attempts**

14, vs. Central Conn. St. (11/12/22)\*

**3FG Made**

3, 6 times

**3FG Attempts**

7, 3 times mr vs. Fairfield (03/04/23)\*

**FT Made**

11, vs. Saint Peter's (01/13/22)\*

**FT Attempts**

12, 2 times mr vs. Saint Peter's (01/13/22)\*

\*Previous four-year university

**SEASON HIGHS**

**Points**

9, vs. Chattanooga (11/10/23)

**Rebounds**

5, vs. Trevecca (11/06/23)

**Assists**

2, vs. Chattanooga (11/10/23)

**Steals**

1, vs. Chattanooga (11/10/23)

**Blocks**

2, vs. Chattanooga (11/10/23)

**FG Made**

3, vs. Chattanooga (11/10/23)

**FG Attempts**

8, vs. Chattanooga (11/10/23)

**3FG Made**

1, vs. Chattanooga (11/10/23)

**3FG Attempts**

3, 2 times mr vs. Chattanooga (11/10/23)

**FT Made**

2, vs. Chattanooga (11/10/23)

**FT Attempts**

3, vs. Chattanooga (11/10/23)

# 21 SHAMARRE HALE

6-1 | Graduate Student | Center  
Chicago, Ill. | Crete Monee High School | Wright State



**PLAYER NOTES**

- A Second Team All-ASUN selection and the first player in program history to earn ASUN Sixth Player of the Year honors.
- First Governor since Whitney Hanley in 2012 to earn a conference championship all-tournament team selection after averaging 18.5 points, 9.0 rebounds, and 70 percent from the field in Austin Peay's inaugural trip to the ASUN Conference Women's Basketball Championship
- Set the single-season program record in field-goal percentage, making 69.1 percent of her shots from the field
- A two-time ASUN Newcomer of the Week, became the first Gov to earn a conference weekly honor in back-to-back weeks since Yamia Johnson during the 2021-22 season
- Appeared in 26 games during her first year in Clarksville, earning one start.
- Led Austin Peay in scoring (320, 12.3 points per game), rebounds (127, 6.8 per game), field goal percentage (.691), blocks (16), made free throws (70), and attempted free throws (106)...
- Scored in double figures a team-best 16 times, including 13 times in ASUN action...
- Scored seven points and grabbed five rebounds in her first game as a Gov at Vanderbilt, Nov. 17...
- Scored 16 points on 5-for-6 shooting against Illinois-Chicago, Nov. 23, in the Hostilo Hoops Community Classic...
- Her performance against the Flames also sparked a season-ending streak of 23-straight games of making at least 50 percent of her shots from the field...
- Also recorded at least a 66.6 field-goal percentage in nine of her last 12 games of the season...
- Led Austin Peay with four double-doubles...

SEASON	TEAM	GP-GS	MIN/AVG	Field Goals			3-Point		F-Throws		Rebounds				Scoring					
				FG-FGA	FG%	3FG-3FGA	3FG%	FT-FTA	FT%	OFF	DEF	TOT	AVG	PF-FO	A	TO	BLK	STL	PTS	AVG
2019-20	WSU	31-2	513/16.5	103-164	.628	0-1	.000	46-96	.479	106	130	236	7.6	74-2	12	41	23	25	252	8.1
2020-21	WSU	27-0	431/16.0	59-100	.590	0-0	.000	29-60	.483	65	80	145	5.4	50-2	6	27	14	16	147	5.4
2021-22	WSU	3-0	32/10.8	7-9	.778	0-0	.000	2-2	1.000	2	6	8	2.7	4-0	0	3	1	2	16	5.3
2022-23	APSU	26-1	477/18.3	125-181	.691	0-1	.000	70-106	.660	51	127	178	6.8	55-0	4	32	16	18	320	12.3
2023-24	APSU	2-0	34/17.0	10-18	.556	0-0	.000	13-14	.929	8	4	12	6.0	6-0	0	5	0	0	33	16.5
<b>TOTAL FOR APSU</b>		<b>28-1</b>	<b>511/18.2</b>	<b>135-199</b>	<b>.678</b>	<b>0-1</b>	<b>.000</b>	<b>83-120</b>	<b>.692</b>	<b>59</b>	<b>131</b>	<b>190</b>	<b>6.8</b>	<b>61-0</b>	<b>4</b>	<b>37</b>	<b>16</b>	<b>18</b>	<b>353</b>	<b>12.6</b>
<b>TOTAL</b>		<b>89-3</b>	<b>1486/16.7</b>	<b>304-472</b>	<b>.644</b>	<b>0-2</b>	<b>.000</b>	<b>160-278</b>	<b>.576</b>	<b>232</b>	<b>347</b>	<b>579</b>	<b>6.5</b>	<b>189-4</b>	<b>22</b>	<b>108</b>	<b>54</b>	<b>61</b>	<b>768</b>	<b>8.6</b>

**CAREER HIGHS**

- Points**  
23, vs. Eastern Ky. (03/05/23)
- Rebounds**  
14, at Detroit Mercy (02/29/20)\*
- Assists**  
2, 2 times mr at UIC (01/09/20)\*
- Steals**  
4, vs. Oakland (12/20/20)\*
- Blocks**  
3, 4 times
- FG Made**  
9, 2 times mr at North Ala. (01/21/23)
- FG Attempts**  
14, at North Ala. (01/21/23)
- 3FG Made**  
N/A
- 3FG Attempts**  
1, 2 times mr at Stetson (02/16/23)
- FT Made**  
10, vs. Chattanooga (11/10/23)
- FT Attempts**  
10, vs. Eastern Ky. (03/05/23)

**SEASON HIGHS**

- Points**  
18, vs. Chattanooga (11/10/23)
- Rebounds**  
6, vs. Chattanooga (11/10/23)
- Assists**  
N/A
- Steals**  
N/A
- Blocks**  
N/A
- FG Made**  
6, vs. Trevecca (11/06/23)
- FG Attempts**  
10, vs. Trevecca (11/06/23)
- 3FG Made**  
N/A
- 3FG Attempts**  
N/A
- FT Made**  
10, vs. Chattanooga (11/10/23)
- FT Attempts**  
10, vs. Chattanooga (11/10/23)



22

# JEANINE BRANDSMA

6-1 | Sophomore | Center

Eguzon Chantome, France | Lycee Ernest Couteaux | Long Island

## PLAYER NOTES

- Played in 24 games at Long Island.
- Averaged 2.3 rebounds per game.
- Single-game high of eight rebounds against Central Connecticut State, Jan. 19, 2023



SEASON	TEAM	GP-GS	MIN	AVG	Field Goals		3-Point		F-Throws		Rebounds				Scoring											
					FG	FGA	FG%	3FG	3FGA	3FG%	FT	FTA	FT%	OFF	DEF	TOT	AVG	PF	FO	A	TO	BLK	STL	PTS	AVG	
2022-23	LIU	24	3	184	7.7	10	35	.286	0	1	.000	2	10	.200	16	38	54	2.3	22	0	3	25	8	4	22	0.9
<b>TOTAL FOR APSU</b>		<b>0</b>	<b>0</b>	<b>0</b>	<b>0.0</b>	<b>0</b>	<b>0</b>	<b>.000</b>	<b>0</b>	<b>0</b>	<b>.000</b>	<b>0</b>	<b>0</b>	<b>.000</b>	<b>0</b>	<b>0</b>	<b>0</b>	<b>0.0</b>	<b>0</b>	<b>0</b>	<b>0</b>	<b>0</b>	<b>0</b>	<b>0</b>	<b>0</b>	<b>0.0</b>
<b>TOTAL</b>		<b>24</b>	<b>3</b>	<b>184</b>	<b>7.7</b>	<b>10</b>	<b>35</b>	<b>.286</b>	<b>0</b>	<b>1</b>	<b>.000</b>	<b>2</b>	<b>10</b>	<b>.200</b>	<b>16</b>	<b>38</b>	<b>54</b>	<b>2.3</b>	<b>22</b>	<b>0</b>	<b>3</b>	<b>25</b>	<b>8</b>	<b>4</b>	<b>22</b>	<b>0.9</b>

## CAREER HIGHS

### Points

4, 2 times mr at St. Francis (PA) (02/18/23)\*

### Rebounds

8, 2 times mr vs. Central Conn. St. (01/19/23)\*

### Assists

1, 3 times mr vs. Wagner (02/11/23)\*

### Steals

1, 4 times\*

### Blocks

2, 3 times mr vs. Wagner (02/11/23)\*

### FG Made

2, 2 times mr at St. Francis (PA) (02/18/23)\*

### FG Attempts

4, 3 times at St. Francis (PA) (02/18/23)\*

### 3FG Made

N/A

### 3FG Attempts

1, at Hartford (11/12/22)\*

### FT Made

2, vs. St. Francis Brooklyn (01/28/23)\*

### FT Attempts

2, vs. St. Francis Brooklyn (01/28/23)\*

\*Previous four-year university

## SEASON HIGHS

### Points

N/A

### Rebounds

N/A

### Assists

N/A

### Steals

N/A

### Blocks

N/A

### FG Made

N/A

### FG Attempts

N/A

### 3FG Made

N/A

### 3FG Attempts

N/A

### FT Made

N/A

### FT Attempts

N/A

**23**

**BRIAH HAMPTON**

5-10 | Sophomore | Forward  
 Memphis, Tenn. | Arlington High School

**PLAYER NOTES**

- Did not see action due to injury.



**CAREER HIGHS**

<b>Points</b>	N/A
<b>Rebounds</b>	N/A
<b>Assists</b>	N/A
<b>Steals</b>	N/A
<b>Blocks</b>	N/A
<b>FG Made</b>	N/A
<b>FG Attempts</b>	N/A
<b>3FG Made</b>	N/A
<b>3FG Attempts</b>	N/A
<b>FT Made</b>	N/A
<b>FT Attempts</b>	N/A

\*Previous four-year university

**SEASON HIGHS**

<b>Points</b>	N/A
<b>Rebounds</b>	N/A
<b>Assists</b>	N/A
<b>Steals</b>	N/A
<b>Blocks</b>	N/A
<b>FG Made</b>	N/A
<b>FG Attempts</b>	N/A
<b>3FG Made</b>	N/A
<b>3FG Attempts</b>	N/A
<b>FT Made</b>	N/A
<b>FT Attempts</b>	N/A

**25**

**TIYA DOUGLAS**

5-8 | Graduate Student | Guard  
Fort Smith, Ark. | Northside High School | Ole Miss

**PLAYER NOTES**

- Started all 28 games she appeared in during her first season as a Governor
- Led the team with 37 three-pointers and scored in double figures eight times.
- Scored 14 points of 6-of-13 shooting from the field in 37 minutes at Vanderbilt, Nov. 17
- Scored in double figures in three-straight games, Dec. 21-Jan.5
- Made a season-best four three-pointers in a 14-point performance at Kennesaw State, Jan. 5.
- Matched her season-best performance with four triples at Eastern Kentucky, Feb. 4
- Knocked down a trio of three-pointers at Stetson, Feb. 16.
- Averaged 6.5 points and 2.8 rebounds per game as a Gov.
- Made 44 game appearances at Ole Miss, averaged 2.0 points and 11.7 minutes per game
- Averaged 13.9 points, 2.7 rebounds and shot 40.3 percent from three-point range as a freshman Trinity Valley.
- Helped lead the Cardinals to the No. 1 JUCO program in the nation that went 32-1 in 2019-20.
- A 2020 WBCA NJCAA All-American Honorable Mention.
- Broke the TVCC single-game record and tied the NJCAA record with 13 three-pointers in a 44-point performance against East Texas Baptist (11/13/19).



**CAREER HIGHS**

**Points**  
14, 2 times mr at Kennesaw St. (01/05/23)

**Rebounds**  
8, at Vanderbilt (11/17/22)

**Assists**  
3, vs. Liberty (01/26/23)

**Steals**  
5, at Chattanooga (11/12/22)

**Blocks**  
2, 2 times mr at FGCU (03/08/23)

**FG Made**  
6, at Vanderbilt (11/17/22)

**FG Attempts**  
13, at Vanderbilt (11/17/22)

**3FG Made**  
4, 2 times mr at Eastern Ky. (02/04/23)

**3FG Attempts**  
10, vs. Lipscomb (02/25/23)

**FT Made**  
3, 2 times mr vs. Stetson (01/07/23)

**FT Attempts**  
4, 4 times mr vs. Chattanooga (11/10/23)

\*Previous four-year university

**SEASON HIGHS**

**Points**  
6, vs. Chattanooga (11/10/23)

**Rebounds**  
3, vs. Chattanooga (11/10/23)

**Assists**  
1, vs. Chattanooga (11/10/23)

**Steals**  
N/A

**Blocks**  
1, vs. Chattanooga (11/10/23)

**FG Made**  
2, vs. Chattanooga (11/10/23)

**FG Attempts**  
6, vs. Chattanooga (11/10/23)

**3FG Made**  
1, vs. Chattanooga (11/10/23)

**3FG Attempts**  
4, vs. Chattanooga (11/10/23)

**FT Made**  
1, vs. Chattanooga (11/10/23)

**FT Attempts**  
4, vs. Chattanooga (11/10/23)

SEASON	TEAM	GP-GS	MIN/AVG	Field Goals		3-Point		F-Throws		Rebounds				Scoring						
				FG-FGA	FG%	3FG-3FGA	3FG%	FT-FTA	FT%	OFF	DEF	TOT	AVG	PF-FO	A	TO	BLK	STL	PTS	AVG
2020-21	OM	26-5	368/14.2	30-80	.375	14-46	.304	0-4	.000	22	9	31	1.2	32-0	7	12	1	14	74	2.8
2021-22	OM	18-1	147/8.1	6-27	.222	4-19	.211	0-0	.000	2	4	6	0.3	10-0	4	2	2	8	16	0.9
2022-23	APSU	28-28	870/31.1	62-177	.350	37-113	.327	20-26	.769	20	57	77	2.8	50-1	13	26	11	26	181	6.5
2023-24	APSU	1-1	33/33.0	2-6	.333	1-4	.250	1-2	.500	0	3	3	3.0	0-0	1	2	1	0	6	6.0
<b>TOTAL FOR APSU</b>		<b>29-29</b>	<b>903/31.1</b>	<b>64-183</b>	<b>.350</b>	<b>38-117</b>	<b>.325</b>	<b>21-28</b>	<b>.750</b>	<b>20</b>	<b>60</b>	<b>80</b>	<b>2.8</b>	<b>50-1</b>	<b>14</b>	<b>28</b>	<b>12</b>	<b>26</b>	<b>187</b>	<b>6.4</b>
<b>TOTAL</b>		<b>73-35</b>	<b>1418/19.4</b>	<b>100-290</b>	<b>.345</b>	<b>56-182</b>	<b>.308</b>	<b>21-32</b>	<b>.656</b>	<b>44</b>	<b>73</b>	<b>117</b>	<b>1.6</b>	<b>92-1</b>	<b>25</b>	<b>42</b>	<b>15</b>	<b>48</b>	<b>277</b>	<b>3.8</b>

32

**GABBY ZAPATA SMALLS**

5-10 | Graduate Student | Forward

Brown Mills, New Jersey | Life Center Academy | Saint Joseph's (PA)



**PLAYER NOTES**

- Made 20 starts in her 24 appearances, including her final 16 games of the seasons.
- Scored double figures five times, all coming in ASUN Conference play.
- Scored six points and grabbed a season-high 10 rebounds in her first game as a Gov against Cumberland, Nov. 7.
- Reached double figures for the first time in her APSU career against Bellarmine, Feb. 2, sparking a streak of four-straight games with at least 10 points.
- Scored a season-high 14 points and grabbed six rebounds on 6-of-8 shooting from the field against North Florida, Feb. 9
- Averaged 5.0 points, 5.1 rebounds, and 8 assists for APSU.
- Appeared in 56 games across her three-years career at St. Joseph's, averaging 7.3 points and 6.9 rebounds per game in 2021-22, while also averaging 52.8 percent from the field and 70.8 percent from the charity stripe.
- Led St. Joseph's in offensive and defensive rebounds in her first two seasons and totaled 100-career rebounds after her career at SJU.
- Prepped at Life Center Academy where she averaged 13.0 points, 13.0 rebounds, and 8.0 blocks per game and recorded over 1,000 points and rebounds during her high school career.

SEASON	TEAM	GP-GS	MIN/AVG	Field Goals			3-Point		F-Throws		Rebounds				Scoring					
				FG-FGA	FG%	3FG-3FGA	3FG%	FT-FTA	FT%	OFF	DEF	TOT	AVG	PF-FO	A	TO	BLK	STL	PTS	AVG
2019-20	SJU	29-8	509/17.5	81-160	.506	0-0	.000	33-61	.541	53	106	159	5.5	82-5	10	53	15	16	195	6.7
2020-21	SJU	15-4	305/20.4	38-72	.528	0-0	.000	34-48	.708	37	67	104	6.9	50-4	14	42	12	11	110	7.3
2021-22	SJU	12-3	116/9.6	12-24	.500	0-0	.000	5-12	.417	10	20	30	2.5	19-0	3	13	4	1	29	2.4
2022-23	APSU	24-20	383/15.9	53-102	.520	0-2	.000	15-28	.536	43	74	117	4.9	86-5	8	39	13	12	121	5.0
2023-24	APSU	2-2	39/19.7	3-7	.429	0-0	.000	0-0	.000	2	5	7	3.5	6-0	3	4	1	0	6	3.0
<b>TOTAL FOR APSU</b>		<b>26-22</b>	<b>422/16.2</b>	<b>56-109</b>	<b>.514</b>	<b>0-2</b>	<b>.000</b>	<b>15-28</b>	<b>.536</b>	<b>45</b>	<b>79</b>	<b>124</b>	<b>4.8</b>	<b>92-5</b>	<b>11</b>	<b>43</b>	<b>14</b>	<b>12</b>	<b>127</b>	<b>4.9</b>
<b>TOTAL</b>		<b>82-37</b>	<b>1352/16.5</b>	<b>187-365</b>	<b>.512</b>	<b>0-2</b>	<b>.000</b>	<b>87-149</b>	<b>.584</b>	<b>145</b>	<b>272</b>	<b>417</b>	<b>5.1</b>	<b>243-14</b>	<b>38</b>	<b>151</b>	<b>45</b>	<b>40</b>	<b>461</b>	<b>5.6</b>

**CAREER HIGHS**

**Points**

19, at Auburn (11/24/19)\*

**Rebounds**

14, at La Salle (01/10/21)\*

**Assists**

3, 2 times mr vs. Trevecca (11/06/23)

**Steals**

4, at La Salle (01/10/21)\*

**Blocks**

3, Lincoln (PA) (12/13/20)\*

**FG Made**

9, at Auburn (11/24/19)\*

**FG Attempts**

13, vs. Rhode Island (01/15/20)\*

**3FG Made**

N/A

**3FG Attempts**

1, 2 times mr at Stetson (02/16/23)

**FT Made**

7, 2 times mr La Salle (01/08/21)\*

**FT Attempts**

11, La Salle (01/08/21)\*

\*Previous four-year university

**SEASON HIGHS**

**Points**

4, vs. Chattanooga (11/10/23)

**Rebounds**

5, vs. Trevecca (11/06/23)

**Assists**

3, vs. Trevecca (11/06/23)

**Steals**

N/A

**Blocks**

1, vs. Trevecca (11/06/23)

**FG Made**

2, vs. Chattanooga (11/10/23)

**FG Attempts**

4, vs. Chattanooga (11/10/23)

**3FG Made**

N/A

**3FG Attempts**

N/A

**FT Made**

N/A

**FT Attempts**

N/A

## LAST TIME IT HAPPENED (TEAM)

**POINTS & QUARTER SCORING**

**Single-Game Scoring record:** 116, vs. Fort Campbell, Nov. 12, 1979  
**Scored 80+ points in a game:** at Eastern Kentucky (82), Feb. 4, 2023  
**Scored 90+ points in a game:** vs. Trevecca (90), Nov. 28, 2020  
**Scored 95+ points in a game:** at Mississippi Valley State (100), Nov. 18, 2019  
**Scored 100+ points in a game:** vs. Kentucky Wesleyan (103), Nov. 5, 2019  
**Scored 110+ points in a game:** vs. Fort Campbell (111), Jan. 5, 1981  
**Scored 30+ points in a quarter:** at Murray State (32, 4th qtr), Dec. 13, 2022  
**Scored 50+ points in a half:** at Murray State (50, 2nd half), Dec. 13, 2022  
**Scored 60+ points in a half:** vs. Kentucky Wesleyan (68, 1st half), Nov. 5, 2019

**FIELD GOALS & THREE POINTERS**

**Most field goals made in a game record:** 44, vs. Bethel, Dec. 12, 1992  
**Most three pointers made in a game record:** 18, vs. Kentucky Wesleyan, Nov. 5, 2019  
**Made 30+ field goals in a game:** at Lipscomb (31), Feb. 23, 2023  
**Made 35+ field goals in a game:** vs. Pikeville (35), Nov. 21, 2021  
**Shot 55+ percent in a game:** at Eastern Ky. (25-of-55 .556), March 5, 2023  
**Shot 60+ percent in a game:** at Queens (20-of-33, .606), Jan. 2, 2023  
**Shot 50+ percent in back-to-back games:** at Eastern Kentucky (.509), Feb. 4 and vs. North Florida (.508), Feb. 9, 2023.  
**Made 10+ three-point field goals:** vs. Cumberland (10), Nov. 7, 2022  
**Made 15+ three-point field goals:** vs. Evansville (16), Nov. 21, 2019  
**Made 10+ three-pointers in back-to-back games:** at SIUE (10), Jan. 7 and at Eastern Illinois (11), Jan. 9, 2021.  
**Shot 50+ percent from three-point range in back-to-back games (min. 6 made per game):** at Tennessee State (8-of-11, .727), Jan. 22, and Vs. Belmont (8-of-15, .533), Jan. 27, 2022  
**Shot 60 percent from three-point range (min. 6 made):** at Eastern Kentucky (7-of-11, .636), Feb. 4, 2023  
**Consecutive Games w/ a 3-pointer:** 0  
**Last game without a 3-point field goal:** at Florida Gulf Coast, March 8, 2023

**FREE THROWS & PERCENTAGES**

**Single-Game Made Free Throw Record:** 36, vs. Evansville Nov. 28, 1995  
**Made 20+ free throws:** at Eastern Kentuck (21), Feb. 4, 2023  
**Made 25+ free throws:** at Murray State (25), Feb. 16, 2022  
**Made 30+ free throws:** vs. Tennessee Tech (34), Jan. 9, 2016  
**Attempted 30+ free throws:** at Kennesaw State (34), Jan. 5, 2023  
**Attempted 40+ free throws:** vs. Tennessee Tech (41), Jan. 9, 2016  
**Shot 90 percent from free-throw line (min. 10 made):** vs. Eastern Kentucky (19-of-21, .905), March 5, 2023  
**Shot 100 percent from free-throw line:** Vs. UT Martin (7-for-7), Feb. 12, 2021.

**REBOUNDS**

**Grabbed 40+ rebounds:** vs. North Florida (41), Feb. 9, 2023  
**Grabbed 50+ rebounds:** vs. UT Southern (52), Dec. 21, 2021  
**Grabbed 55+ rebounds:** vs. Tennessee State (57), Jan. 17, 2022

**ASSISTS**

**Dished out 20+ assists:** vs. SIUE (20), Jan. 17, 2022  
**Dished out 25+ assists:** Vs. Kentucky Wesleyan (25), Nov. 5, 2019

**STEALS**

**Recorded 12+ steals:** at Eastern Kentucky (12), Feb. 4, 2023  
**Recorded 15+ steals:** at Murray State (17), Dec. 19, 2020  
**Recorded 18+ steals:** Vs. Evansville (18), Nov. 21, 2019  
**Recorded 20+ steals:** Vs. Bethel (26, program record), Dec. 25, 1995

**BLOCKS**

**Blocked 5 shots:** vs. North Florida (6), Feb. 9, 2023  
**Blocked 10 shots:** vs. Arkansas State (10), Nov. 16, 2016  
**Blocked 12 shots:** Vs. Cumberland (12), Nov. 24, 2003

**ABOUT 100-POINT GAMES...**

**Games since last 100-point outing:** 112  
**Number of 100-point games:** 19  
**The last time APSU scored 100+ points (Overall):** at Mississippi Valley State (W, 100-82) Nov. 18, 2019  
**The last time APSU scored 100+ points (Conference game):** vs. Eastern Kentucky (W, 100-65) Jan. 3, 2018  
**Number of times APSU has scored 100+ points all-time (record):** 19 (18-1)  
**Number of 100-point games during Young Era (record):** 0 (0-0)  
**Number of times opponent has scored 100+ points all-time (APSU record):** 20 (2-18)

**ABOUT OVERTIME CONTESTS...**

**APSU all-time record in overtime:** 25-21  
**APSU all-time record in overtime during Young Era:** 1-1  
**Won an overtime game:** vs. Murray State (69-67), Feb. 3, 2022  
**Lost an overtime game:** at Murray State (61-68), Feb. 16, 2022  
**Played two overtimes:** vs. Morehead State (W, 84-83), Feb. 29, 2012

## LAST TIME IT HAPPENED (INDIVIDUAL)

**POINTS**

**Scored 25+ points:** Yamia Johnson (25), vs. Cumberland, Nov. 7, 2022  
**Scored 30+ points:** Arielle Gonzalez-Varner (32), vs. Mississippi Valley, Nov. 19, 2018  
**Scored 35+ points:** Tiasha Gray (38) at Belmont, Jan. 16, 2016  
**Scored 40+ points:** Tomika Secrest (43) vs. Bethel College, Dec. 12, 1992 [school record]  
**Two players with 20+ points:** Karle Pace (25) and Yamia Johnson (22) vs. Belmont, Jan. 27, 2022  
**Three players with 20+ points:** Brooke Armistead (22), Ashley Haynes (27) and Paige Smith (20) vs. Eastern Kentucky, Feb. 27, 2003  
**Five Players with 10+ points:** Gabby Zapata Smalls (14), Anala Nelson (14), Yamia Johnson (13), Shamarre Hale (11), Mariah Adams (10), Vs. North Florida, Feb. 9, 2023  
**Six Players with 10+ points:** Mariah Adams (16), Tiya Douglas (13), Shamarre Hale (12), Yamia Johnson (11), Gabby Smalls (11), Jada Roberson (10), at Eastern Kentucky, Feb. 4, 2023.  
**Everyone who plays, scores:** vs. Trevecca, Nov. 6, 2023

**REBOUNDS**

**Grabbed 10+ rebounds:** Shamarre Hale (13) vs. Eastern Kentucky, March 5, 2023  
**Grabbed 15+ rebounds:** Arielle Gonzalez-Varner (17) vs. Illinois State, Dec. 29, 2019  
**Grabbed 20+ rebounds:** Arielle Gonzalez-Varner (23) vs. Mississippi Valley, Nov. 19, 2018 [school record]  
**Two players with 10+ rebounds:** Tahanee Bennell (11) and D'Shara Booker (10) vs. Tennessee State, Feb. 9, 2021  
**Three players with 10+ rebounds:** Tiasha Gray (12), Tearra Banks (10) and Jennifer Nwokocha (10) vs. Tennessee State, Jan. 17, 2015  
**Scored 20+ points, grabbed 20+ rebounds:** Arielle Gonzalez-Varner (32p/23r), vs. Mississippi Valley, Nov. 19, 2018  
**Scored 30+ points, grabbed 20+ rebounds:** Arielle Gonzalez-Varner (32p/23r), vs. Mississippi Valley, Nov. 19, 2018 (only known 30p, 20r game in school history)

**ASSISTS**

**Dished out 8+ assists:** Mariah Adams (8) vs. Eastern Kentucky, March 5, 2023  
**Dished out 10+ assists:** Bri Williams (10) vs. Evansville, Dec. 2, 2017  
**Dished out 12+ assists:** Tiasha Gray (13) at Morehead State, Jan. 20, 2016

**BLOCKS**

**Blocked 3+ shots:** Shamarre Hale (3) Vs. Kennesaw State, Jan. 14, 2023  
**Blocked 5+ shots:** Kristen Stainback (5) vs. SIU Edwardsville, Feb. 19, 2015  
**Blocked 6+ shots:** Gerlonda Hardin (6) at Morehead State, Feb. 3, 2003  
**Blocked 7+ shots (program record):** Gerlonda Hardin (7) Vs. Eastern Illinois, Jan. 22, 2004

**STEALS**

**Grabbed 5+ steals:** Anala Nelson (5), Vs. North Florida, 2023  
**Grabbed 6+ steals:** Mahogany Vaught (6), Vs. Cumberland, Nov. 7, 2022  
**Grabbed 7+ steals:** Tiasha Gray (8) Vs. Oral Roberts, Nov. 29, 2014

**INDIVIDUAL SCORING STREAKS**

**Scoring 10+ points in 10+ consecutive games:** Yamia Johnson, Nov. 9, 2021 - Jan. 17, 2022 (16 games)  
**Scoring 10+ points in 15+ consecutive games:** Yamia Johnson, Nov. 9, 2021 - Jan. 17, 2022 (16 games)  
**Scoring 10+ points in 20+ consecutive games:** Tearra Banks, Nov. 27, 2016 - Feb. 18, 2017 (21 games)  
**Scoring 10+ points in 25+ consecutive games:** Tiasha Gray, Feb. 4, 2015 - March 3, 2016 (38 games)  
**Scoring 10+ points in 30+ consecutive games:** Tiasha Gray, Feb. 4, 2015 - March 3, 2016 (38 games)  
**Scoring 10+ points in 35+ consecutive games:** Tiasha Gray, Feb. 4, 2015 - March 3, 2016 (38 games)  
**Scoring 10+ points in 40+ consecutive games:** Brooke Armistead, Feb. 3, 2001-Dec. 15, 2002 (school-record 48 games)  
**Scoring 20+ points in three consecutive games:** Tearra Banks, Jan. 21-Feb. 15, 2017 (7 games)  
**Scoring 20+ points in four consecutive games:** Tearra Banks, Jan. 21-Feb. 15, 2017 (7 games)  
**Scoring 20+ points in five consecutive games:** Tearra Banks, Jan. 21-Feb. 15, 2017 (7 games)  
**Scoring 20+ points in six consecutive games:** Tearra Banks, Jan. 21-Feb. 15, 2017 (7 games)  
**Scoring 20+ points in seven consecutive games:** Tearra Banks, Jan. 21-Feb. 15, 2017  
**Scoring 30+ points in consecutive games:** Tiasha Gray at Murray State (36), Feb. 21, 2015 and at Southeast Missouri (36), Feb. 28, 2015

**DOUBLE-DOUBLE INFO**

**Recorded a Double-Double (points and rebounds):** Shamarre Hale (23pts/13reb) vs. Eastern Kentucky, March 5, 2023  
**Recorded a Double-Double (points and assists):** Bri Williams (10 pts/10 asts) vs. Evansville, Dec. 2, 2017  
**Two players with Double-Doubles in same game:** Tearra Banks (23 pts/11 rebs) and Falon Baker (11 pts/10 rebs) at Murray State, Jan. 21, 2017  
**Double-Doubles in consecutive games:** Arielle Gonzalez-Varner at Illinois (15 pts/12 rebs), Nov. 13, 2019 & at MVSU (21 pts/15 rebs), Nov. 18, 2019  
**Double-Doubles in three consecutive games:** April Thomas, Feb. 7-21, 2009 (4 games)  
**Double-Doubles in four consecutive games:** April Thomas, Feb. 7-21, 2009 (4 games)  
**Double-Doubles in five consecutive games:** Ashley Haynes, Jan. 28-Feb. 18, 2006 (8 games)  
**Double-Doubles in six consecutive games:** Ashley Haynes, Jan. 28-Feb. 18, 2006 (8 games)  
**Double-Doubles in seven consecutive games:** Ashley Haynes, Jan. 28-Feb. 18, 2006 (8 games)  
**Double-Doubles in eight consecutive games:** Ashley Haynes, Jan. 28-Feb. 18, 2006 (8 games)  
**Double-Doubles in nine consecutive games:** Ashley Haynes, Nov. 25-Dec. 30, 2005 (9 games)

**TRIPLE-DOUBLE INFO**

**Recorded a Triple-Double (any combination):** Tiasha Gray (12 pts/10 rebs/12 asts) vs. Saint Louis, Dec. 19, 2014 [second known triple-double in program history]



# AUSTIN PEAY BASKETBALL

## TV/RADIO CHART



**0 • Kaili Chamberlin**  
5-10, So., G  
Medford, Ore.  
McNeese State  
South Medford HS




**1 • Sandra Lin**  
5-10, Gr., G  
Hsinchu, Taiwan  
Morehead State  
Taipei First Girls HS



**3 • Anala Nelson**  
5-6, So., G  
Columbia, S.C.  
Lower Richland HS



**4 • Alyssa Hargrove**  
5-6, Jr., G  
Huber Heights, Ohio  
Stetson  
Wayne HS



**5 • Abby Cater**  
5-5, Jr., G  
Fort Washington, Md.  
Trinity Valley CC  
Elizabeth Seton HS



**10 • La'Nya Foster**  
5-8, Fr., G  
Riverdale, Ga.  
Lovejoy HS



**11 • JaNiah Newell**  
6-1, Gr., G  
Danville, Ill.  
Chicago State  
Schlarman Academy



**15 • Cur'Tiera Haywood**  
5-11, Gr., G/F  
Yukon, Okla.  
Quinnipiac  
Mustang HS



**21 • Shamarre Hale**  
6-1, Gr., C  
Chicago, Ill.  
Wright State  
Crete Monee HS



**22 • Jeanine Brandsma**  
5-10, So., C  
Eguzon, France  
Long Island  
Lycee Ernest Couteaux



**23 • Briah Hampton**  
5-11, So., F  
Memphis, Tenn.  
Arlington, HS



**25 • Tiya Douglas**  
5-7, Sr., G  
Fort Smith, Ark.  
Ole Miss  
Northside HS



**32 • Gabby Smalls**  
5-10, Sr., F  
Brown Mills, N.J.  
St. Joseph's (PA)  
Life Center Academy



**Brittany Young**  
Head Coach  
Third season



**Nicole Razor**  
Assistant Coach  
Third season



**Delmar Carey**  
Assistant Coach  
First season



**Peggy Knight**  
Assistant Coach  
First season



**Victoria Morris**  
Assistant Coach  
First season