



KENTUCKY

2023-24 MEN'S BASKETBALL



8 NATIONAL CHAMPIONSHIPS | 49 SEC TITLES | 31 SEC TOURNAMENT CHAMPIONSHIPS | 56 ALL-AMERICANS | 138 NBA DRAFT PICKS

STONEHILL (1-3) at #17/16 KENTUCKY (2-1)

Friday, Nov. 17 • 7 p.m. ET • Rupp Arena at Central Bank Center (20,500) • Lexington, Ky.
[#GoBigBlue](#) • [#LaFamilia](#) • [@KentuckyMBB](#)

THE MATCHUP

Series Breakdown

Overall - 0-0
At Lexington - 0-0
Calipari vs. SC - 0-0
Kraus vs. UK - 0-0
Current UK Streak - N/A

John Calipari	Chris Kraus
Overall Record: 834-254*	Overall Record: 145-119
Record at UK: 389-114	Record at SC: 145-119
Overall Seasons: 32nd	Overall Seasons: 11th
at Kentucky: 15th	at Stonehill: 11th

*on-court record

BY THE NUMBERS

2,377	Nation's all-time wins leader
49	SEC regular-season titles in program history
5.7	Nation-leading fewest turnovers per game
1	Thiero first double-double (16 p, 13 r) vs. KU

TALE OF THE TAPE

UK	STATISTIC	OPP.
83.7	Points Per Game	56.0
40.3	Rebounds PG	32.0
14.3	Assists PG	9.3
3.0	Blocks PG	1.8
10.0	Steals PG	6.5
5.7	Turnovers PG	16.8
.428	FG Pct.	.335
.322	3-Pt FG Pct.	.271
.759	FT Pct.	.696
+3.2	Assist-to-TO Ratio	+0.6


A UK WIN WOULD ...

- Be the first ever win over the Skyhawks
- Improve UK's record to 320-64 under Calipari against unranked competition
- Push UK's record to 650-81 all-time inside of Rupp Arena
- Move Calipari's record to 223-21 inside of Rupp Arena
- Lift Kentucky to 11-1 against teams comprising the Northeast Conference all-time


PREVIOUS GAME'S STARTERS




21 **D.J. WAGNER**
 6-4 • 192 • GUARD • FRESHMAN
 CAMDEN, N.J. | CAMDEN HS
 Consensus five-star prospect | Bob Cousy Award preseason watch list | 2023 McDonald's All American Game MVP and three-time Gatorade New Jersey Player of the Year | Averaging 9.3 points and 2.7 assists per game




12 **ANTONIO REEVES**
 6-6 • 195 • GUARD • SENIOR
 CHICAGO | ILLINOIS STATE UNIVERSITY
 Veteran of 126 career games, including 77 starts | Jerry West Award preseason watch list | 2023 SEC Sixth Man of the Year | Averaging a team-high 18.7 points per game and a career-best 5.3 rebounds per game



1 **JUSTIN EDWARDS**
 6-8 • 203 • FORWARD • FRESHMAN
 PHILADELPHIA | IMHOTEP INSTITUTE CHARTER HS
 Consensus five-star prospect | Julius Erving Award preseason watch list | On the Naismith Trophy and Wooden Award preseason watch lists | Averaging 9.7 points and 5.3 rebounds per game | Had 16 points, seven rebounds vs. TAMUC



3 **ADOU THIERO**
 6-8 • 222 • GUARD • SOPHOMORE
 LEETSDALE, PA. | QUAKER VALLEY HS
 Averaging 10.5 points and a team-high 10.0 rebounds per game in two starts | Had a double-double with career highs in points (16) and rebounds (13) against No. 1 ranked Kansas | Played in 20 games as a freshman



4 **TRE MITCHELL**
 6-9 • 231 • FORWARD • GRADUATE STUDENT
 PITTSBURGH | WEST VIRGINIA UNIVERSITY
 Has totaled 1,433 points and 620 boards in his career | Averaging 11.7 points and 7.7 rebounds through three games | Five assists vs. New Mexico State | Has a 9.0 assist-to-turnover ratio | Had at least six boards and a steal in every game

STAT LEADERS

POINTS PER GAME		
UK	Antonio Reeves	18.7
SC	Shane O'Dell	10.0
REBOUNDS PER GAME		
UK	Adou Thiero	10.0
SC	Max Zegarowski	5.0
ASSISTS PER GAME		
UK	Rob Dillingham	3.3
SC	Tony Felder	3.0
STEALS PER GAME		
UK	Reed Sheppard	3.0
SC	Two with	1.3
BLOCKS PER GAME		
UK	Reed Sheppard	1.3
SC	Two with	0.5
3-POINTERS		
UK	Antonio Reeves	10
SC	Max Zegarowski	7
FIELD-GOAL PERCENTAGE (min. 20 att.)		
UK	Tre Mitchell	.565
SC	Jackson Benigni	.436
FREE-THROW PERCENTAGE (min. 5 att.)		
UK	Reed Sheppard	1.000
SC	Chas Stinson	.900

NEED TO KNOW

Against A&M-Commerce, Kentucky turned the ball over just three times. According to Big Blue History, of 1,633 UK games where turnovers are available, UK has only two other games with fewer.

The Wildcats are averaging just 5.7 turnovers per game which leads the country. Kentucky ranks second in the country in turnover percentage at 7.2.

UK's average possession length is 15.2 seconds, which ranks among the top 45 fastest in the nation.

Kentucky has an average age of 20.0 years on the 2023-24 roster at the start of the season. That is the seventh youngest team in the country.

Adou Thiero recorded his first career double-double against No. 1 Kansas. The sophomore logged career highs in points (16) and rebounds (13).

Seven Wildcats are averaging 9.3 points per game or more through three games. Antonio Reeves leads the way at 18.7 points per game. Rob Dillingham is second with 15.7 per outing.

SCHEDULE

OCTOBER					
27	16/16	-/	GEORGETOWN COLLEGE ¹	SECN	W, 92-69
NOVEMBER					
2	16/16	-/	KENTUCKY STATE ¹	SECN+	W, 99-53
6	16/16	-/	NEW MEXICO STATE	SECN	W, 86-46
10	16/16	-/	TEXAS A&M-COMMERCE ¹	SECN+	W, 81-61
14	17/16	1/1	vs. Kansas ²	ESPN	L, 89-84
17	17/16	-/	STONEHILL ¹	SECN+	7 p.m.
20	-/	-/	SAINT JOSEPH'S ¹	SECN	7 p.m.
24	-/	-/	MARSHALL	SECN	7 p.m.
28	-/	-/	MIAMI ³	ESPN	7:30 p.m.
DECEMBER					
2	-/	-/	UNC WILMINGTON	SECN	4 p.m.
9	-/	-/	vs. Penn ⁴	ESPN2	Noon
16	-/	-/	vs. North Carolina ⁵	CBS	5:30 p.m.
21	-/	-/	at Louisville	ESPN	6 p.m.
29	-/	-/	ILLINOIS STATE	SECN	7 p.m.
JANUARY					
6	-/	-/	at Florida*	ESPN	12:30 p.m.
9	-/	-/	MISSOURI*	ESPN	7 p.m.
13	-/	-/	at Texas A&M*	ESPN	3 p.m.
17	-/	-/	MISSISSIPPI STATE*	ESPN2	7 p.m.
20	-/	-/	GEORGIA*	SECN	6 p.m.
23	-/	-/	at South Carolina*	SECN	7 p.m.
27	-/	-/	at Arkansas*	ESPN	6 p.m.
31	-/	-/	FLORIDA*	ESPN	8 p.m.
FEBRUARY					
3	-/	-/	TENNESSEE*	ESPN	8:30 p.m.
6	-/	-/	at Vanderbilt*	SECN	8:30 p.m.
10	-/	-/	GONZAGA	CBS	4 p.m.
13	-/	-/	OLE MISS*	ESPN	9 p.m.
17	-/	-/	at Auburn*	ESPN	6 p.m.
21	-/	-/	at LSU*	ESPN	9 p.m.
24	-/	-/	ALABAMA	CBS	4 p.m.
27	-/	-/	at Mississippi State*	ESPN	7 p.m.
MARCH					
2	-/	-/	ARKANSAS*	CBS	1:30 p.m.
6	-/	-/	VANDERBILT*	SECN	9 p.m.
9	-/	-/	at Tennessee*	CBS	4 p.m.

All times Eastern | *SEC conference game | HOME GAMES IN CAPS

- ¹ Exhibition game
- ² Wildcat Challenge presented by Kentucky Tourism (Rupp Arena | Lexington, Ky.)
- ³ Champions Classic (United Center | Chicago)
- ⁴ ACC/SEC Challenge (Rupp Arena | Lexington, Ky.)
- ⁵ Wells Fargo Center | Philadelphia
- ⁶ CBS Sports Classic (State Farm Arena | Atlanta)

BROADCAST INFO

TELEVISION

Play-by-play: Darren Headrick
 Analyst: Ravi Moss



UK RADIO

Play-by-play: Tom Leach
 Analyst: Jack Givens



SATELLITE RADIO

UK Radio on Sirius: - 84



TV CHART



0 **ROB DILLINGHAM**

Freshman Guard
6-3 | 176
Hickory, N.C.
Overtime Elite



1 **JUSTIN EDWARDS**

Freshman Guard
6-8 | 203
Philadelphia
Imhotep Institute Charter HS



2 **AARON BRADSHAW**

Freshman Forward
7-1 | 226
Roselle, N.J.
Camden HS



3 **ADOU THIERO**

Sophomore Guard
6-8 | 222
Leetsdale, Pa.
Quaker Valley HS
(*ah-DO THEE-air-oh*)




4 **TRE MITCHELL**

Graduate Student Forward
6-9 | 231
Pittsburgh
West Virginia Univ.



12 **ANTONIO REEVES**

Senior Guard
6-6 | 195
Chicago
Illinois State Univ.



13 **GRANT DARBYSHIRE**

Sophomore Guard
6-3 | 190
Cincinnati
Sycamore HS



14 **BRENNAN CANADA**

Graduate Student Forward
6-5 | 200
Mount Sterling, Ky.
George Rogers Clark HS



15 **REED SHEPPARD**

Freshman Guard
6-3 | 187
London, Ky.
North Laurel HS




20 **JOEY HART**

Freshman Guard
6-5 | 203
Linton, Ind.
Linton-Stockton HS



21 **D.J. WAGNER**

Freshman Guard
6-4 | 192
Camden, N.J.
Camden HS



22 **WALKER HORN**

Sophomore Guard
6-3 | 190
Austin, Texas
Westlake HS



23 **JORDAN BURKS**

Freshman Forward
6-8 | 202
Decatur, Ala.
Overtime Elite



25 **KAREEM WATKINS**

Senior Guard
5-8 | 175
Camden, N.J.
Kingsway Regional HS



33 **UGONNA ONYENSO**

Sophomore Forward
7-0 | 247
Owerri, Imo State, Nigeria
Putnam Science Acad.
(*ooo-GAH-na ON-yen-so*)



44 **ZVONIMIR IVIŠIĆ**

Freshman Forward
7-2 | 234
Vitez, Croatia
(*ZVON-uh-meer EE-vee-sitch*)



JOHN CALIPARI

Head Coach
15th Season
(*cal-uh-PEAR-ee*)



BRUISER FLINT

Assoc. to the HC
Fourth season at UK
Third season as associate to the head coach



ORLANDO ANTIGUA

Associate Coach
Eighth season at UK
Third season as associate



CHIN COLEMAN

Assistant Coach
Third season at UK
Third season as assistant



CHUCK MARTIN

Assistant Coach
First season at UK
First season as assistant



JOHN WELCH

Assistant Coach
First season at UK
First season as assistant

Alphabetical Roster

NO.	NAME	POS.	HT.	WT.	CL.	HOMETOWN (PREVIOUS SCHOOL)
2	Aaron Bradshaw	F	7-1	226	Fr.	Roselle, N.J. (Camden HS)
23	Jordan Burks	F	6-8	202	Fr.	Decatur, Ala. (Overtime Elite)
14	Brennan Canada	F	6-5	200	Gr.	Mount Sterling, Ky. (George Rogers Clark HS)
13	Grant Darbyshire	G	6-3	190	So.	Cincinnati (Sycamore HS)
0	Rob Dillingham	G	6-3	176	Fr.	Hickory, N.C. (Overtime Elite)
1	Justin Edwards	G	6-8	203	Fr.	Philadelphia (Philadelphia Imhotep Institute HS)
20	Joey Hart	G	6-5	203	Fr.	Linton, Ind. (Linton-Stockton HS)
22	Walker Horn	G	6-3	190	So.	Austin, Texas (Westlake HS)
44	Zvonimir Ivišić	F	7-2	234	Fr.	Vitez, Croatia
4	Tre Mitchell	F	6-9	231	Gr.	Pittsburgh (West Virginia University)
33	Ugonna Onyenso	F	7-0	247	So.	Owerri, Imo State, Nigeria (Putnam Science Acad.)
12	Antonio Reeves	G	6-6	195	Sr.	Chicago (Illinois State University)
15	Reed Sheppard	G	6-3	187	Fr.	London, Ky. (North Laurel HS)
3	Adou Thiero	G	6-8	222	So.	Leetsdale, Pa. (Quaker Valley HS)
21	D.J. Wagner	G	6-4	192	Fr.	Camden, N.J. (Camden HS)
25	Kareem Watkins	G	5-8	175	Sr.	Camden, N.J. (Kingsway Regional HS)

On the Bench

Head Coach: John Calipari (Clarion, 1982)
Associate to the Head Coach: James "Bruiser" Flint (St. Joseph's, 1987)
Associate Coach: Orlando Antigua (Pittsburgh, 1995)
Assistant Coaches: Ronald "Chin" Coleman (Lamar, 1997), Chuck Martin (Monmouth, 1993), John Welch (UNLV, 1986)
Assoc. AD/Basketball Operations: Chris Woolard (UCLA, 1997)
Director of Basketball Admin.: Will Barton (Kentucky, 2013)
Strength and Conditioning Coach: Brady Welsh (Eastern Illinois, 2015)
Head Athletic Trainer: Geoffrey Staton (North Carolina, 2007)
Equipment Manager: Mark Evans (Kentucky, 2013)



POLLS, STATS, MEDIA INFO

Weekly Media Schedule

all times ET unless indicated otherwise

17 Fri.	18 Sun.	19 Sun.	20 Mon.	21 Tue.	22 Wed.	23 Thu.
vs. Stonehill 7 p.m. SEC Network+ Wildcat Challenge Presented by Kentucky Tourism	Practice 3 p.m. No media availability	Practice 3 p.m. No media availability	vs. Saint Joseph's 7 p.m. SEC Network Wildcat Challenge Presented by Kentucky Tourism	Player off day No media availability	Practice 3 p.m. Players media opportunity TBD	Practice 3 p.m. No media availability Happy Thanksgiving!

Communications & PR Staff



Deb Moore

Senior Associate Director
Cell - 859.559.5781
Email - deb.moore@uky.edu



Brett Rybak

Associate Director
Cell - 440.840.4962
Email - brett.rybak@uky.edu

Media Information

CREDENTIAL REQUESTS

Requests for single-game credentials will open 14 days prior to the deadline date and close five days prior to game day online at sportssystem.com/Kentucky.

CREDENTIAL CRITERIA

The University of Kentucky's decision to issue credentials to a media outlet for the purposes of covering a UK basketball home or away event is determined by a variety of factors. They include the following:

- Priority is given to outlets based on circulation size/household reach/unique site visitors
- Additional consideration is based on amount of original content generated, number of full-time employees of the outlet, length of existence of the outlet and the journalist experience of the reporter(s)
- Attendance at Kentucky media sessions, including Olympic sport opportunities and the intention/ability to cover all 22 sports at Kentucky both at home and on the road, also is considered
- Professionalism, which includes is not limited to conduct at games, press conferences, practices, on social media, etc.

Being granted credentials at another institution/event does not equate to meeting the criteria for the University of Kentucky. Being granted credentials for one UK event does not guarantee approval for other UK events. The University of Kentucky has the right to deny or revoke credentials under its own discretion. Credentialing also is dependent on space availability.

INTERVIEW POLICIES-GENERAL

All interviews with University of Kentucky basketball players or staff members must be arranged through the Communications and Public Relations office. Media should never contact a player or coach directly.

The Wildcat Coal Lodge, dormitories, team locker rooms and other team quarters are private team areas. Media members are not permitted in these areas unless accompanied by appropriate university personnel.

PRACTICE/PRESS CONFERENCES

Other than announced exceptions, UK basketball practices are closed to the media.

Player interviews are conducted pregame weekly and will be available to all UK media. UK will accept requests for player interviews, but they must be submitted 24 hours prior to the scheduled availability.

Coach John Calipari will meet with members of the media at least once a week in the Memorial Coliseum Media Room.

Game-day shoot-arounds are closed to the media.

TELEPHONE PLAYER INTERVIEWS

Telephone interviews are available to the media on a call-back basis. Individual player and coach telephone numbers will not be given to members of the media.

Players are instructed not to conduct interviews when contacted directly by telephone. The Communications and Public Relations office will arrange for telephone interviews at a time most convenient for the student-athlete.

Other special requests are handled on a case-by-case basis.

POSTGAME INTERVIEWS

Following each game, there is a cooling-off period, during which time the players shower and dress. Approximately 10 minutes after the game ends, Coach Calipari conducts his postgame press conference while a player speaks to the UK Sports Network.

Following Coach Calipari's press conference in the Rupp Arena interview room and the cooling-off period, selected UK players are available in the interview room.

The Polls

Associated Press Top 25 Nov. 13

1. Kansas (51)
2. Purdue (7)
3. Arizona (3)
4. Marquette
5. UConn (1)
6. Houston
7. Tennessee
8. Creighton
9. Duke
10. Florida Atlantic
11. Gonzaga
12. Miami
13. Texas A&M
14. Arkansas
15. Baylor
16. USC
17. **Kentucky**
18. Michigan State
19. Texas
20. North Carolina
21. Villanova
22. Alabama
23. Illinois
24. James Madison
25. Colorado

Receiving Votes: Memphis, Virginia, St. John's, UCLA, TCU, San Diego State, BYU, Saint Mary's, Mississippi State, Iowa State, Wisconsin, Auburn, Michigan, Weber State, Drake, Boise State, Clemson

USA Today Coaches Poll Nov. 13

1. Kansas (25)
2. Purdue (3)
3. Arizona (3)
4. UConn
5. Marquette
6. Houston
7. Creighton
8. Tennessee
9. Duke
10. Florida Atlantic
11. Miami
12. Gonzaga
13. Baylor
14. Arkansas
15. Texas A&M
16. **Kentucky**
17. Texas
18. North Carolina
19. Michigan State
20. USC
21. Villanova
22. Alabama
23. Illinois
24. Saint Mary's
- T25. Virginia
- T25. UCLA

Receiving Votes: Colorado, Memphis, San Diego State, Michigan, James Madison, TCU, Mississippi State, Iowa State, Xavier, BYU, Auburn, St. John's, Princeton, Clemson, Wisconsin, Oregon, NC State, Iowa, Boise State

UK in the Rankings (as of Nov. 6)

Team Rankings

Category	Stat	SEC [NCAA]
Scoring	83.7	6th [97th]
Scoring Defense	65.3	7th [108th]
Scoring Margin	+18.3	6th [85th]
Free-Throw %	.746	7th [85th]
Field-Goal %	.428	11th [240th]
Field-Goal % Def.	.404	9th [150th]
3-Point FG %	.322	9th [196th]
3-Point FG % Def.	.309	8th [165th]
Rebounds Per Game	40.33	8th [126th]
Opponent Rebs. Per Game	37.00	11th
Rebounding Margin	+3.3	10th [169th]
Blocks Per Game	3.0	11th [206th]
Assists Per Game	14.3	9th [154th]
Steals Per Game	10.0	2nd [51st]
Turnover Margin	+9.7	1st [15th]
Assist-to-TO Ratio	+2.53	1st [6th]
Off. Rebs. Per Game	11.67	9th [156th]
Def. Rebs. Per Game	28.67	4th [113th]
Def. Rebound %	.796	2nd
Off. Rebound %	.282	10th
3-Point FG Per Game	9.7	4th [62nd]

Individual Rankings

Category/Player	Stat	SEC [NCAA]
Assist-to-TO Ratio/Dillingham	3.33	3rd [112th]
Assists Per Game/Dillingham	3.3	11th [317th]
Blocks Per Game/Sheppard	1.33	13th [187th]
Blocks Per Game/Mitchell	1.00	17th [281st]
Double-Doubles/Thiero	1	3rd [38th]
Free-Throw %/Dillingham	.889	8th [149th]
Free-Throw %/Reeves	.889	8th [149th]
Minutes Per Game/Mitchell	35:28	1st [59th]
Minutes Per Game/Reeves	32:43	3rd [177th]
Points Per Game/Reeves	18.7	3rd [117th]
Points Per Game/Dillingham	15.7	15th [276th]
Def. Rebs. Per Game/Mitchell	5.33	12th [222nd]
Off. Rebs. Per Game/Mitchell	2.33	15th [309th]
Rebounds Per Game/Mitchell	7.7	7th [170th]
Steals Per Game/Sheppard	3.00	2nd [29th]
Steals Per Game/Mitchell	2.00	10th [152nd]
Steals Per Game/Dillingham	1.67	12th [291st]
Steals Per Game/Wagner	1.67	12th [291st]
3-Point FG%/Reeves	.323	9th [203rd]
3-Pointers Per Game/Reeves	3.33	2nd [47th]
3-Pointers Per Game/Dillingham	2.33	10th [216th]

**as of Nov. 14*

Upcoming in the SEC

Nov. 17-21

Contest	Time	TV Network
Friday, Nov. 17		
Georgia vs. Miami	3:30 p.m.	CBS Sports
Stonehill at Kentucky	7 p.m.	SEC Network+
Florida State at Florida	7 p.m.	SEC Network
Central Arkansas at Vanderbilt	7 p.m.	SEC Network+
UNC Greensboro at Arkansas	8 p.m.	SEC Network+
Mercer at Alabama	8 p.m.	SEC Network+
Oral Roberts at Texas A&M	8 p.m.	SEC Network+
Sam Houston State at Ole Miss	9 p.m.	TBD
DePaul vs. South Carolina	11:30 p.m.	CBS Sports
Saturday, Nov. 18		
Mississippi State vs. Washington St.	Noon	ESPN+
Sunday, Nov. 19		
Jackson State at Missouri	6 p.m.	SEC Network+
Monday, Nov. 20		
Tennessee vs. Syracuse	2:30 p.m.	ESPN2
Saint Joseph's at Kentucky	7 p.m.	SEC Network
Tuesday, Nov. 21		
Alabama A&M at Auburn	8 p.m.	SEC Network+

**as of Nov. 15*



NOTES

Honoring the Cats

Aaron Bradshaw

- Kareem Abdul-Jabbar Award Watch List

Justin Edwards

- Wooden Award preseason Player of the Year watch list
- Sporting News Preseason Third-Team All-America
- Naismith Trophy preseason Watch List
- Preseason First-Team All-SEC (media)
- Preseason Second-Team All-SEC (coaches)
- Julius Erving Award Watch List

Antonio Reeves

- Preseason First-Team All-SEC (coaches)
- Preseason Second-Team All-SEC (media)
- Jerry West Award Preseason Watch List

D.J. Wagner

- Bob Cousy Award Preseason Watch List

Kansas Recap

Heading into Tuesday night's Champions Classic in Chicago, No. 17 Kentucky was a clear underdog, facing top-ranked Kansas. The Jayhawks had more size and more experience than the young, talented but shorthanded Cats.

But Kentucky fought Kansas to the very end of Tuesday's game before the Jayhawks prevailed, winning 89-84.

Chicago native Antonio Reeves had 24 points for the Cats, while freshman Rob Dillingham had 18. Sophomore Adou Thiero had career highs in both points (16) and rebounds (13). Freshman Reed Sheppard had 13 points and four steals.

Kansas jumped out to an early 11-3 lead but Kentucky responded. The Cats scored eight in a row, including six by Mitchell, to tie the game at 11-11. Kansas responded by scoring five straight before a pair of Sheppard threes gave the Cats a 17-16 advantage.

Kansas would score five in a row to lead 21-17 and the Jayhawks would lead 25-21 before Kentucky started a 3-point barrage. Dillingham hit four 3-pointers in a row to turn a four-point deficit into a 33-30 lead. And when Reeves hit another three, the Cats led by six and Kansas was forced to call a timeout.

The Jayhawks cut the UK lead to 37-34 before Thiero scored six in a row to make it 43-34 with 2:25 left in the first half. That was the start of an 11-2 run that gave Kentucky a 48-36 lead with 37 seconds left in the half. UK would take a 48-41 lead into the break behind 16 first half points from Dillingham.

Kentucky took a 71-70 lead on a Thiero free throw with 7:18 to play. Adams took the lead back on a KJ Adams layup before Thiero converted a putback to make it 73-72 Cats. After a KU turnover, Reeves made a fast break layup, then added a free throw for a three point play to give UK a 76-72 advantage with 6:03 remaining.

Adams missed two free throws for Kansas and Kentucky extended the lead to 78-72 on a driving layup by Sheppard. Kansas cut it to 78-75 before UK got a free throw from Tre Mitchell and two from Reeves to lead 81-75. But Kansas responded with an 10-2 run to take an 85-83 lead with 2:04 left.

A Mitchell free throw cut the KU lead to 85-84 with 1:33 remaining but Kansas got a Hunter Dickinson basket with 1:13 to play to lead by three.

Reeves had a pair of 3-pointers that could have tied the game with about one minute left in the game but neither would drop. After Kentucky got a defensive stop, the Cats were unable to get a good look at the basket and Kansas got the rebound. The Jayhawks converted a pair of free throws with five seconds left to provide the final margin of victory.

Taking Care of the Rock

Through three games this season, the young Cats value the rock. The Wildcats have committed just 17 total turnovers for an average of just 5.7 per game -- which leads the country. UK's assist-to-turnover ratio is +2.5. That mark is good for sixth-best in the nation.

Against A&M-Commerce, Kentucky turned the ball over just three times. According to Big Blue History, of 1,633 UK games where turnovers are available, only two other games had fewer: Jan. 5, 2021 vs. Vanderbilt (2) and Dec. 20, 1983 vs. Cincinnati (2).

Per KenPom.com, UK's 7.8 turnover percentage ranks as the second-best in the country.

Forever Young

Similar to early teams under John Calipari's direction, the 2023-24 Kentucky Wildcats are one of the nation's youngest teams. With an average age of 20.0 years, the Cats rank as the seventh youngest team in the country. Only Arizona, at 19.77 years is younger from a Power Five standpoint.

This UK team is powered by the nation's No. 1 recruiting class. Calipari has had success before with teams led by the nation's best first-year players. Results of other No. 1 ranked classes under Calipari and corresponding seasons:

- 2010 - 35-3 (SEC Champion, SECT Champion, Elite Eight)
- 2011 - 29-9 (SECT Champion, Final Four)

- 2012 - 38-2 (SEC Champion, National Champion)
- 2013 - 21-12
- 2014 - 29-11 (Final Four)
- 2016 - 27-9 (SEC Champion, SECT Champion, Sweet 16)
- 2017 - 32-6 (SEC Champion, SECT Champion, Elite Eight)

Freshmen Phenoms

Kentucky's latest No. 1 ranked recruiting class has been another collection of the best talent the country has to offer -- and they've delivered thus far in big ways.

- Rob Dillingham has scored in double-figures in all three games and currently ranks second on the squad with 15.7 points per game. He sparked a run against No. 1 ranked Kansas with four straight 3-pointers in a span of 90 seconds to lift UK to a first-half lead against the Jayhawks. Dillingham ranks third in the league with a 3.33 assist-to-turnover ratio and is in the top 10 with an 88.9% free-throw clip
- Justin Edwards nearly had his first career double-double with 16 points and seven rebounds in a come-from-behind win over A&M-Commerce at home. He's shooting 40.7% from the field and 83.3% from the charity stripe
- Reed Sheppard has provided a steady presence on both ends of the floor. He led the team in blocks in each of the first two games, and then came up with four steals against Kansas. He's topped double-digit scoring in two of three games, drained a 3-pointer in every game and is perfect from the free-throw line. Sheppard's 3.0 steals per game is second in the league and top 30 in the country
- D.J. Wagner has a 4.0 assist-to-turnover ratio and did not commit one against No. 1 Kansas in 25 minutes of action. Wagner has a pair of double-figure scoring efforts, including shooting 46.2% from the floor in the opener
- Jordan Burks is this team's energy guy off the bench. He is averaging 4.0 rebounds per game in just over 12 minutes of action. Burks had the best plus-minus against Kansas at plus-19

Veteran Voices

For all that the 2023-24 class is providing this team, three veterans in Antonio Reeves, Tre Mitchell and Adou Thiero are the glue guys.

- Mitchell leads the team in rebounding (23), minutes played (35.5 per game), field-goal percentage (.565) and turnovers (0). He is averaging 11.7 points per game and 7.7 rebounds, while ranking second on the squad with nine assists
- Reeves paces the team at 18.7 points per game and 10 made 3-pointers thus far. He's connected on at least one from long range in 14 straight dating back to last season. Reeves is also chipping in with a career-high 5.3 rebounds per game
- Thiero is averaging 10.5 points and 10.0 rebounds per game in two starts. He registered his first-career double-double with 16 points and 13 boards against No. 1 Kansas. He's connecting on 46.2% from the floor and 72.7% from the line

Calipari Ahead of the Pack

Through 14 seasons at Kentucky, John Calipari's time in Lexington has been every bit as successful -- and more -- as fans hoped it would when he agreed to become the head coach at Kentucky in the spring of 2009.

By just about every measure, he is the most successful coach in college basketball during the last decade-plus. Among schools who have been to at least two Final Fours since 2009-10, Calipari ranks:

- First in NCAA Tournament wins (32)
- First in Final Four appearances (four)
- First in Elite Eight appearances (seven)
- First in Sweet Sixteen appearances (eight)
- Second in league tournament titles (six)
- Third in regular-season conference titles (six)
- Third in NCAA titles (one)

Clutch Free Throws

Free throws during a two-possession game (six points or less) at any point with 3:00 or less to play or overtime:

Player	FTs	Pct.
Tre Mitchell	1-2	.500
Kentucky	1-2	.500



NOTES

2023-24 Lead-Deficit Comparison

Opponent	Biggest Lead	Biggest Deficit	Biggest Run	Changes	Ties	Led	Trailed	Result
NEW MEXICO ST.	40 (2nd)	4 (1st)	17-0	2	0	36:41	3:01	W, 86-46
A&M-COMMERCE	22 (2nd)	13 (1st)	9-0	1	0	27:41	11:20	W, 81-61
vs. Kansas	14 (2nd)	9 (1st)	8-0	10	8	18:58	15:29	L, 89-84
STONEHILL	-	-	-	-	-	-	-	-
SAINT JOSEPH'S	-	-	-	-	-	-	-	-
MARSHALL	-	-	-	-	-	-	-	-
MIAMI	-	-	-	-	-	-	-	-
UNC WILMINGTON	-	-	-	-	-	-	-	-
vs. Penn	-	-	-	-	-	-	-	-
vs. North Carolina	-	-	-	-	-	-	-	-
at Louisville	-	-	-	-	-	-	-	-
ILLINOIS STATE	-	-	-	-	-	-	-	-
at Florida	-	-	-	-	-	-	-	-
MISSOURI	-	-	-	-	-	-	-	-
at Texas A&M	-	-	-	-	-	-	-	-
MISSISSIPPI STATE	-	-	-	-	-	-	-	-
GEORGIA	-	-	-	-	-	-	-	-
at South Carolina	-	-	-	-	-	-	-	-
at Arkansas	-	-	-	-	-	-	-	-
FLORIDA	-	-	-	-	-	-	-	-
TENNESSEE	-	-	-	-	-	-	-	-
at Vanderbilt	-	-	-	-	-	-	-	-
GONZAGA	-	-	-	-	-	-	-	-
OLE MISS	-	-	-	-	-	-	-	-
at Auburn	-	-	-	-	-	-	-	-
at LSU	-	-	-	-	-	-	-	-
ALABAMA	-	-	-	-	-	-	-	-
at Mississippi State	-	-	-	-	-	-	-	-
ARKANSAS	-	-	-	-	-	-	-	-
VANDERBILT	-	-	-	-	-	-	-	-
at Tennessee	-	-	-	-	-	-	-	-
BIGGEST/MOST	40	13	17-0	10	8	36:41	15:29	
TOTALS						83:20	29:50	

Playing the New Role of Underdog

Led by 15th-year head coach John Calipari, Kentucky was picked fourth in the Southeastern Conference Preseason Poll, behind Tennessee, Texas A&M and Arkansas. Freshman Justin Edwards was named to the preseason All-SEC First Team, while senior Antonio Reeves garnered preseason All-SEC Second Team laurels by the media. The coaches voted Reeves to the first team and Edwards to the early-season second team.

- UK has won the regular-season title 49 times in the history of the program
- Kentucky has captured the SEC Tournament crown 31 times
- Calipari has directed his teams to regular-season SEC crowns in 2010, 2012, 2015, 2016, 2017 and 2020
- Kentucky has claimed the SEC Tournament title six times under his direction in 2010, 2011, 2015, 2016, 2017 and 2018

Calipari Leading the Way in SEC Play

John Calipari leads the way among all current SEC head coaches in 2023-24 in career wins, league victories and titles. He is also ascending the all-time charts in league history:

- Calipari owns 389 victories as UK's head coach, ranking as the fourth-most wins by a coach leading an SEC program in the conference's history. Adolph Rupp (875), Billy Donovan (467) and Dale Brown (448) are the only others who have more
- Calipari is fifth all-time in SEC regular-season wins with 185. Rupp (397) has the most. C.M. Newton is fourth with 195. Donovan (200) and Brown (238) are the others head of Calipari
- Calipari is 24-7 in the SEC Tournament. His 24 victories are tied with Tubby Smith for the third-most in tournament history. Only Donovan (27) and Wimp Sanderson (25) have more
- Calipari has won six SEC Tournament titles. Only Alabama (8) has more in program history than Calipari has won in total
- From his time at UMass, Calipari ranks ninth in total wins (193) and eighth in wins in Atlantic 10 regular-season play (91). In his time at Memphis, Calipari accumulated the second-most total victories (252) and the most regular-season wins (133) in Conference USA history

Four on National Watch Lists

Four Wildcats -- D.J. Wagner, Antonio Reeves, Justin Edwards and Aaron Bradshaw -- are on major national watch lists to begin the season.

Wagner is on the watch list for the Bob Cousy Award (best point guard), while Reeves is on the Jerry West Award list (best shooting guard), Edwards is on the Julius Erving Award list (best small forward) and Bradshaw is on the Kareem Abdul-Jabbar list (best center).

Edwards was also named to the Naismith Trophy preseason watch list and the Wooden Award watch list.

- In its history, Kentucky's Malik Monk (2017) won the West Award, Tyler Ulis (2016) captured the Cousy Award and Oscar Tshiebwe (2022) was tabbed the Abdul-Jabbar winner

UK Ranked to Begin the Season

Led by 15th-year head coach John Calipari, once again, Kentucky began the season ranked in the Associated Press Top 25, checking in at No. 16. For the week of Nov. 13, UK is No. 17 in the AP poll.

- Eight Kentucky opponents enter the 2023-24 season ranked in the Top 25, including four nonconference opponents
- Per the preseason rankings, UK is slated to play 13 games against 10 NCAA Tournament teams from a season ago

Calipari to Receive John R. Wooden Award Legends of Coaching Honor

Kentucky men's basketball head coach John Calipari will receive the John R. Wooden Award Legends of Coaching honor in 2024. Calipari will be presented with the honor along with the 2024 Wooden Award winners on April 12, 2024.

The Legends of Coaching Award was adopted by the Wooden Award Steering Committee in 1999. The honorees are selected based on character, success on the court, graduation rate of stu-



NOTES

dent-athletes in their basketball program, coaching philosophy and identification with the goals of the John R. Wooden Award.

"To receive an honor in John Wooden's name is really special to me because he not only is the greatest coach of all-time, but because of the relationship I developed with his family over the years," Calipari said. "His daughter, Nan, and he have been so kind to me. I look forward to April and hopefully having a Player of the Year candidate there with me."

The Naismith Memorial Basketball Hall of Famer and 2012 Nell & John R. Wooden Coach of the Year Leadership Award winner Calipari has tried to lead by example and instill servant leadership as one of the pillars of his program. He continually encourages his players to lead with a kind heart and has included them in a number of causes throughout his career. Those experiences, while a player under Calipari, have paved the way for the likes of Devin Booker, DeMarcus Cousins and John Wall to earn the NBA's Cares Community Assist Award.

All 29 players at UK who were eligible to graduate by the end of their senior years walked away with a diploma in hand, including five players who earned their degree in just three years. Calipari's teams routinely have posted a combined team grade-point average of 3.0 or better.

Calipari has spearheaded the creation of the John McLendon Minority Leadership Initiative, a nationwide coach-driven initiative to provide minorities a jump-start to their careers through practical experiences, opportunities to build their network and instilling the values of John McLendon: integrity, education, leadership and mentorship. Participants in the initiative will be known as MLI Future Leaders.

Just last November, Calipari also was recognized for his work in putting others first when he received the Jefferson Award for Outstanding Public Service in Sports by Multiplying Good. The organization, which has honored many of the country's most significant trailblazers and changemakers for more than 50 years, is the world's most foremost and highly-celebrated organization focused on and honoring public service.

Martin, Welch Join UK Coaching Staff

Head coach John Calipari added a pair of coaching veterans to his staff for the 2023-24 season when he tabbed Chuck Martin and John Welch as assistant coaches over the summer.

- Martin adds more than 20 years of collegiate coaching experience to the Wildcats' staff, most recently serving as an assistant this past season on Dana Altman's staff at Oregon, where he worked with All-Pac-12 First Team pick N'Faly Dante. Prior to Oregon, Martin spent five seasons on staff at South Carolina, serving as assistant coach for four seasons and another as associate head coach. With the Gamecocks, Martin helped develop 2018 Southeastern Conference Co-Defensive Player of the Year and All-SEC First Team selection Chris Silva along with 2019 SEC Sixth Man of the Year Hassani Gravett
- Martin will be tasked with providing strategies to help advance the program while offering additional counsel on all aspects of the program including recruiting, scouting, player development and special projects as assigned by the head coach. As recruiting coordinator, he will independently manage official and unofficial visits and be responsible for all recruiting strategy for the program
- Welch has served as an assistant coach in the NBA for nearly 20 years and spent almost

10 years on a collegiate staff prior to moving into the professional ranks. He has worked under notable coaches such as Doc Rivers, George Karl, Jason Kidd, Hubie Brown and Jerry Tarkanian

• Welch will be tasked as serving as a vital part of Calipari's game-planning strategy, while being a primary contributor to UK's scouting. Furthermore, Welch will be integral in the development and implementation of all individual on-court player training. This will include individual workouts and film sessions to improve skills, decision making and efficiency

Always Efficient

According to Ken Pomeroy's calculations on kenpom.com, Kentucky teams under John Calipari have consistently ranked among the most efficient teams in the country per possession. Pomeroy's rankings as of Nov. 14, 2023:

Season	Offense (Rank)	Defense (Rank)	Overall
2023-24	115.0 (13)	93.5 (30)	14th
2022-23	116.2 (17)	98.8 (68)	27th
2021-22	120.0 (5)	94.3 (36)	6th
2020-21	108.0 (84)	93.1 (35)	49th
2019-20	112.7 (24)	95.1 (52)	29th
2018-19	117.6 (14)	90.1 (8)	8th
2017-18	115.8 (24)	95.4 (22)	17th
2016-17	119.1 (12)	91.4 (7)	4th
2015-16	120.4 (5)	98.0 (53)	6th
2014-15	119.3 (5)	86.5 (2)	1st
2013-14	117.6 (10)	96.9 (41)	11th
2012-13	108.8 (42)	99.1 (129)	42nd
2011-12	122.9 (2)	88.2 (9)	1st
2010-11	118.1 (7)	90.4 (15)	6th
2009-10	116.1 (15)	86.2 (6)	3rd

The Winner is ... Kentucky

The Wildcats garnered a total of six Southeastern Conference weekly honors a year ago. Oscar Tshiebwe earned SEC Player of the Week honors twice, Cason Wallace picked up SEC Freshman of the Week laurels three times and Chris Livingston earned it once.

Kentucky has dominated the weekly SEC awards with John Calipari at the helm. UK has won more weekly SEC honors (125) than any other school during the Calipari era, including 94 SEC Freshman of the Week awards and 31 SEC Player of the Week honors.

S-E-C! S-E-C! S-E-C!

Kentucky is the Southeastern Conference's gold standard. Since the SEC's inception in 1932-33, the Wildcats are the most dominant team in the league, recording a 1,046-303 mark (77.5%) in regular-season conference play. Only Alabama has won more than 800 regular-season SEC games and no other team owns a better winning percentage.

- UK has averaged 11.6 wins and only 3.4 losses per season in 90 seasons in the SEC

Measurables



Rob Dillingham

Wing Span

Lane Agility

Standing Vert.

Max Vert.

3/4-Court Sprint

- | | | | | |
|--------------------------|---------------------------|----------------------------|----------------------------|---------------------------|
| 1. Ugonna Onyenso - 7'4" | 1. Reed Sheppard - 10.40 | T1. Joey Hart - 33.0" | 1. Jordan Burks - 40.5" | 1. D.J. Wagner - 3.161 |
| 2. Aaron Bradshaw - 7'1" | 2. D.J. Wagner - 10.50 | T1. Kareem Watkins - 33.0" | 2. Rob Dillingham - 40.0" | 2. Antonio Reeves - 3.201 |
| 3. Jordan Burks - 7'0" | 3. Rob Dillingham - 10.54 | 3. Rob Dillingham - 32.0" | T3. Joey Hart - 39.0" | 3. Adou Thiero - 3.221 |
| T4. Tre Mitchell - 6'11" | 4. Brennan Canada - 10.95 | 4. Adou Thiero - 31.0" | T3. Kareem Watkins - 39.0" | 4. Rob Dillingham - 3.225 |
| T4. Adou Thiero - 6'11" | 5. Antonio Reeves - 11.07 | 5. Jordan Burks - 30.5" | T5. Reed Sheppard - 38.5" | 5. Reed Sheppard - 3.288 |
| | | | T5. Adou Thiero - 38.5" | |

*Zvonimir Ivišić was not measured

Quick Facts

GENERAL INFORMATION

Location: Lexington, Ky.
Enrollment: 32,710
Founded: 1865
Colors: Blue and White
Nickname: Wildcats
Conference: Southeastern Conference
All-Time Record: 2,377-749-1 (76.0%)
Arena: Rupp Arena (20,500)
Rupp Arena Record: 649-81 (88.9%) - 48th season
NCAA Championships: 8 (1948, '49, '51, '58, '78, '96, '98, 2012)
NCAA Runners-Up: 4 (1966, '75, '97, 2014)
NCAA Tournament Record: 129-53 (70.9%)
Last NCAAT Appearance: 2022, First Round
President: Dr. Eli Capilouto (Alabama, 1971)
Athletics Director: Mitch Barnhart (Ottawa, 1981)
MBB Administrators: Marc Hill (Iowa Wesleyan, 1993), Ray Oliver (Kansas, 1985)
Head Coach: John Calipari (Clarion, 1982)
Calipari On-Court Record: 834-254 (76.7%)
Calipari UK Record: 389-114 (77.3%)
Athletics Phone Number: 859.257.8000
Starters Returning/Lost: 0/5
Players Returning/Lost: 7/8



NOTES

- Kentucky has won 49 SEC regular-season titles and 31 SEC Tournament championships
- Kentucky is 11-3 in the opening game of the SEC season under John Calipari and 13-1 in the first home league opener. UK is 69-20 all-time in SEC openers
- The Wildcats have won 16 of the last 30 SEC Tournaments (the 2020 one was not played because of the COVID-19 pandemic)
- UK has captured at least a share of six of the last 14 SEC regular-season championships under John Calipari
- Kentucky has played in the championship game of the SEC Tournament in eight of Calipari's 13 tours, winning six times (2020 tournament not played because of COVID)
- UK won its 1,000th game in SEC regular-season action vs. Alabama on Jan. 11, 2020. Kansas has won 1,000 conference games when combining its records in the Big 6, Big 7, Big 8 and Big 12, but no other team in the country had won 1,000 or more regular-season league games in one conference alone
- Eight teams made the 2023 NCAA Tournament field
- The SEC has had 43 NCAA Tournament selections over the last six tournaments
- The SEC went 9-8 in NCAA Tournament games in 2023. SEC teams were 87-57 (60.4%) in the NCAA tourney since 2012
- The league has advanced at least one team to the Elite Eight in 10 of the last 13 tournaments and nine different SEC teams have advanced to the Sweet Sixteen in the last six NCAA Tournaments
- As of the Nov. 13 Associated Press Top 25, the SEC has five teams ranked in the top 25. Two more are receiving votes

Cats Historically Don't Count on the 3

Kentucky has never been reliant on the 3 under John Calipari. Through three games, Kentucky is averaging 34.7% of its points from distance and a whopping 43.3% of its field-goal attempts are from 3-point range. The percentage of attempts is the highest in the Calipari era, while the percentage of makes is the lowest -- although the sample size is extremely low.

The highest percentage of 3-point shots taken under Calipari was the 2010-11 Final Four team that lofted 32.4% of its shots from beyond the arc. That team is also Calipari's top 3-point shooting team at Kentucky. The most attempts per game in the Calipari era was the 2016-17 squad that took 19.89 3-point shots per game. This squad is currently taking 30.0 attempts per game.

Not relying on the 3 certainly hasn't hurt the Wildcats. UK is 10-3 all-time under Calipari when making one or fewer from long range.

Year	% of Attempts from 3	3-Point FG%
2009-10:	.304	.363
2010-11:	.324	.397 (highest)
2011-12:	.265	.378
2012-13:	.293	.346
2013-14:	.276	.332
2014-15:	.271 (lowest)	.349
2015-16:	.310	.366
2016-17:	.316	.353
2017-18:	.258	.357
2018-19:	.296	.354
2019-20	.266	.343
2020-21	.322	.336
2021-22	.279	.347
2022-23	.300	.347
2023-24	.433 (highest)	.322 (lowest)

Big-Game Cal. Cats

Some notes about Cal's teams against the best of the best:

- Not only does Kentucky own a 69-50 record (58.0%) vs. Associated Press Top 25 teams under John Calipari, UK is 7-5 when both teams are ranked in the AP top five
- All-time, Calipari is 13-9 when both teams are ranked in the AP top five
- When both teams are ranked in the AP Top 25, Calipari's all-time record is 89-67, including a 58-39 mark at Kentucky
- When both are ranked in the top 10 he has a 27-22 record, including 16-15 at UK
- By defeating top-ranked Michigan State to start the 2019-20 season, UK knocked off the No. 1 team in consecutive seasons for the first time in school history. Kentucky downed Tennessee on Feb. 19, 2019
- With the win over MSU to begin 2019-20, the Wildcats have nine victories over the No. 1 team in 24 tries in program history
- Calipari is 6-5 all-time against the No. 1 ranked team

Cats Deliver the Knockout Punch

Kentucky is 331-15 (95.7%) in the John Calipari era when leading by at least 10 points at any time in the contest. Eleven of the 15 losses in the Calipari era are to conference opponents.

Perhaps most impressive of all is that 68.8% of games Calipari has coached in at Kentucky have produced 10-point leads at some point during the game for UK. The Wildcats have led by 10 points or more in a whopping 85.1% of Calipari's 389 career wins at Kentucky.

Hold Them to 55 Points. 40%

Defense has always been a recipe for success for the Wildcats under John Calipari. The special ingredient: 55 points. Kentucky is a perfect 90-0 under Calipari when holding the opponent to 55 points or fewer, including 1-0 this season after limiting New Mexico State to 46 points.

The Wildcats are 216-10 (95.6%) under Calipari when limiting the opponent to 63 points or less, including 2-0 this season. Kentucky also fares well when it keeps the competition to 40% or less from the floor. UK is 234-24 (90.7%) vs. opponents under Calipari when their field-

Points Per Possession

Game	Off. PPP	Def. PPP
NEW MEXICO STATE	1.23	0.66
TEXAS A&M-COMMERCE	1.23	0.92
vs. Kansas	1.01	1.07
STONEHILL	-	-
SAINT JOSEPH'S	-	-
MARSHALL	-	-
MIAMI	-	-
UNC WILMINGTON	-	-
vs. Penn	-	-
vs. North Carolina	-	-
at Louisville	-	-
ILLINOIS STATE	-	-
at Florida	-	-
MISSOURI	-	-
at Texas A&M	-	-
MISSISSIPPI STATE	-	-
GEORGIA	-	-
at South Carolina	-	-
at Arkansas	-	-
FLORIDA	-	-
TENNESSEE	-	-
at Vanderbilt	-	-
GONZAGA	-	-
OLE MISS	-	-
at Auburn	-	-
at LSU	-	-
ALABAMA	-	-
at Mississippi State	-	-
ARKANSAS	-	-
VANDERBILT	-	-
at Tennessee	-	-

Overall

UK offensive high - 1.23, 2x, last A&M-COM. (11/10)
 UK offensive SEC high -
 UK offensive postseason high -
 UK offensive low - 1.01, vs. Kansas (11/14)
 UK offensive SEC low -
 UK offensive postseason low -

 Opp. offensive high - 1.07, vs. Kansas (11/14)
 Opp. SEC high -
 Opp. postseason high -
 Opp. offensive low - 0.66, NEW MEXICO ST. (11/6)
 Opp. SEC low -
 Opp. postseason low -

Wins vs. Losses in 2023-24

Result	FG%	Opp. FG%	3-Pt. FG%	Opp 3-Pt. FG%	FT%	RPG	APG	TOPG	BPG	SPG	PPG	Opp PPG
Wins	.485	.366	.327	.300	.759	39.5	14.5	4.5	3.0	10.5	83.5	53.5
Losses	.329	.475	.316	.333	.733	42.0	14.0	8.0	3.0	9.0	84.0	89.0



NOTES

goal percentage is 40% or less.

Taking Care of Business

Kentucky's 69-50 record vs. opponents ranked in the Associated Press Top 25 in John Calipari's tenure is impressive, but the Wildcats' ability to beat all-comers can't be overlooked. Under Calipari, UK is 320-64 vs. unranked competition, 83.3%.

UK Leads with 26 on NBA Opening-Day Rosters

Kentucky men's basketball's ability to develop and prepare players for the next step continues to manifest itself as 26 former Wildcat student-athletes appeared on NBA opening-day rosters. Kentucky led the nation for the 12th consecutive season with the most alumni on opening-day rosters.

- The total of 26 players on NBA opening-day rosters (including two-way and inactive players) that played and finished their college basketball careers at Kentucky is more than any other college program in the country. Duke, with 24, is the only other school with more than 20 players in the NBA.
- Of the 15 NBA franchises featuring a Wildcat, eight have multiple Kentucky players. New York, Sacramento and Oklahoma City each have a trio of Wildcats on their roster while the Heat, Lakers, Pacers, Bucks and Hornets each have two
- In 14 seasons under head coach John Calipari, 47 players have been selected in the NBA Draft, including 35 first-round selections and three No. 1 overall picks (Anthony Davis, Karl-Anthony Towns and John Wall)
- Calipari has a streak of 16 consecutive drafts with a first-round pick dating back to his time at Memphis
- Calipari is one of only two coaches in the history of the sport to have four players drafted No. 1 overall (Derrick Rose – 2008, Wall – 2010, Davis – 2012, Towns – 2015)
- Using figures compiled by basketball-reference.com and spotrac.com, Calipari-coached players have amassed nearly than \$4 billion in career NBA contracts
- In the 14 seasons Calipari has been the head coach at Kentucky, his players have totaled nearly \$3.5 billion in NBA contracts

All-Time Winningest Schools

SCHOOL	WINS
1. Kentucky	2,377
2. Kansas	2,373
3. North Carolina	2,345
4. Duke	2,275
5. UCLA	1,988
6. Temple	1,980
7. Syracuse	1,976
8. Notre Dame	1,951
9. St. John's	1,922
10. Indiana	1,913

**As of Nov. 14, 2023*

UK's Record vs. AP Ranked Opponents and as an AP Ranked Opponent Under Cal

Kentucky (RK)	Opponent Rank																									RV	NR	TOTAL
	1	2	3	4	5	6	7	8	9	10	11	12	13	14	15	16	17	18	19	20	21	22	23	24	25			
1	-	0-1	0-1	1-0	2-0	2-0	-	2-0	1-0	-	0-1	-	-	-	-	2-0	1-0	1-0	-	1-0	3-0	1-0	-	-	-	6-2	46-3	69-8
2	1-0	-	-	0-1	1-0	0-1	-	-	-	-	1-0	1-0	-	1-0	-	1-0	-	1-0	-	0-1	-	-	-	-	-	4-0	24-0	34-3
3	-	-	-	1-0	-	-	-	-	0-1	-	-	1-0	-	-	-	-	-	-	-	-	0-1	-	-	-	-	1-0	17-0	20-2
4	-	0-2	-	-	-	-	0-1	0-1	-	-	-	-	-	1-0	-	0-1	-	-	-	-	-	-	-	-	2-0	2-0	12-2	17-7
5	1-0	-	-	-	-	0-1	-	-	0-1	1-0	-	-	-	-	-	-	-	-	-	0-1	-	-	-	1-0	-	2-0	13-0	18-3
6	-	-	-	-	0-1	-	1-0	1-0	-	0-1	-	-	-	-	-	-	-	0-1	1-0	-	-	-	-	-	-	2-0	9-2	14-5
7	-	-	-	0-1	-	-	-	-	-	-	1-0	-	-	0-1	-	-	-	-	1-0	-	-	-	-	-	-	-	7-2	9-4
8	-	-	-	-	-	-	-	-	1-0	-	-	-	1-0	-	1-0	-	-	-	-	-	-	1-0	-	0-1	-	2-3	13-0	19-4
9	-	-	-	-	-	-	-	-	-	-	-	-	-	-	-	-	-	-	-	-	-	-	-	-	-	-	9-2	9-2
10	-	-	-	-	-	-	-	-	0-1	-	-	-	-	0-1	-	-	-	-	-	-	-	-	-	-	-	3-4	15-3	18-9
11	1-0	-	-	-	-	-	1-0	-	0-1	-	-	-	1-0	-	-	-	-	0-1	-	-	-	2-0	-	-	-	-	6-1	11-3
12	-	0-1	-	-	1-0	-	-	-	-	-	-	-	1-0	-	1-0	-	1-0	-	-	-	-	-	-	-	-	2-0	5-1	10-2
13	-	-	-	-	-	-	-	-	-	-	-	-	-	-	-	0-1	0-1	-	-	-	-	-	-	-	-	1-0	8-2	9-4
14	-	-	0-1	-	-	-	-	-	-	-	-	-	-	-	-	-	-	-	-	-	-	-	-	-	-	1-1	9-1	10-3
15	-	-	-	-	-	-	-	-	-	-	-	1-0	-	-	-	-	-	1-0	-	-	-	-	-	-	-	1-0	7-0	10-0
16	-	-	-	-	-	-	-	-	-	-	-	-	-	-	-	-	1-0	-	-	-	-	0-1	-	-	-	2-0	8-1	11-2
17	0-1	-	-	-	-	-	-	-	-	-	-	-	-	-	-	-	-	-	-	-	-	-	-	-	-	-	4-2	5-4
18	-	-	-	-	-	-	-	-	-	-	-	-	-	-	-	-	-	-	-	-	-	1-0	0-1	-	-	3-2	9-1	13-4
19	-	-	1-0	1-0	-	-	-	-	1-0	-	-	-	-	-	-	-	-	-	-	-	-	-	-	-	-	1-1	5-0	9-1
20	-	-	-	0-1	-	-	0-1	-	-	-	-	-	-	-	-	-	-	-	-	-	1-0	-	-	-	-	-	4-2	5-4
21	-	-	-	-	-	-	-	-	-	-	-	-	-	-	-	-	-	-	-	-	-	-	-	-	-	2-0	2-1	4-1
22	-	-	-	-	-	-	-	-	-	-	-	1-0	-	-	-	-	-	-	-	-	-	-	-	-	-	1-0	5-1	7-1
23	-	-	-	-	-	-	-	-	-	-	-	-	-	-	-	-	-	-	-	-	-	-	-	-	-	1-2	3-1	4-3
24	-	-	-	-	-	-	-	-	-	-	-	-	-	0-1	-	-	-	-	-	-	-	-	-	-	-	-	0-1	0-2
25	0-1	-	-	-	-	-	0-1	-	-	-	-	-	-	-	-	-	-	-	-	-	-	-	-	-	-	-	1-1	1-3
RV	0-1	1-0	-	-	1-0	-	2-1	-	0-1	0-1	-	1-0	1-0	-	0-1	-	-	0-1	-	-	-	-	-	-	-	-	-	-
NR	-	-	-	0-1	1-0	-	-	-	0-1	1-0	1-1	-	-	-	1-0	-	0-1	1-0	-	-	-	0-1	-	-	-	-	-	-
TOTAL	3-3	1-4	1-2	3-4	6-1	2-2	4-4	3-1	3-6	2-2	2-2	4-0	5-0	2-2	2-2	4-2	3-1	2-4	3-2	1-1	4-1	5-1	1-2	1-1	1-0	Total	336-84	
																										Total	69-50	



KENTUCKY BY THE NUMBERS

Date	Opponent	Result	Points	Rebounds	Assists	Steals	Blocks
N. 6	NEW MEXICO STATE	W, 86-46	Dillingham - 17 [^]	Mitchell - 9 [^]	Mitchell - 5	Wagner - 3 [^]	Sheppard - 2 [^]
N. 10	A&M-COMMERCE ¹	W, 81-61	Reeves- 21 [^]	Mitchell - 8 [^]	Dillingham - 4 [^]	Two with - 3 [^]	Sheppard - 2 [^]
N. 14	vs. Kansas ²	L, 89-84	Reeves - 24	Thiero - 13	Two with 3	Sheppard - 4 [^]	Mitchell - 2 [^]
N. 17	STONEHILL ¹						
N. 20	SAINT JOSEPH'S ¹						
N. 24	MARSHALL						
N. 28	MIAMI ³						
D. 2	UNC WILMINGTON						
D. 9	vs. Penn ⁴						
D. 16	vs. North Carolina ⁵						
D. 21	at Louisville						
D. 29	ILLINOIS STATE						
J. 6	at Florida [*]						
J. 9	MISSOURI [*]						
J. 13	at Texas A&M [*]						
J. 17	MISSISSIPPI STATE [*]						
J. 20	GEORGIA [*]						
J. 19	at South Carolina [*]						
J. 27	at Arkansas [*]						
J. 31	FLORIDA [*]						
F. 3	TENNESSEE [*]						
F. 6	at Vanderbilt [*]						
F. 10	GONZAGA						
F. 13	OLE MISS [*]						
F. 17	at Auburn [*]						
F. 21	at LSU [*]						
F. 24	ALABAMA [*]						
F. 27	at Mississippi State [*]						
M. 2	ARKANSAS [*]						
M. 6	VANDERBILT [*]						
M. 9	at Tennessee [*]						

All home games in **BOLD CAPS**
^{*}SEC game, [^]game high
 1 - Wildcat Challenge (Rupp Arena | Lexington, Ky.)
 2 - Champions Classic (United Center | Chicago)
 3 - ACC/SEC Challenge (Rupp Arena | Lexington, Ky.)
 4 - CBS Sports Classic (State Farm Arena | Atlanta)

Times Led	Times Led	Times Led	Times Led	Times Led
Reeves - 2 Dillingham - 1	Mitchell - 2 Thiero - 1	Dillingham - 2 Mitchell - 2	Sheppard - 2 Mitchell - 1 Wagner - 1	Sheppard - 2 Mitchell - 1

Comparing the Calipari Era

A look at the statistics throughout the John Calipari era through three games ...

Year	FG%	Opp. FG%	3-Pt. FG%	FT%	RPG	Assists	TOs.	Blocks	Steals	Points	PPG	Record
2023-24	.428	.404	.322	.746	40.3	43	17	9	30	251	83.7	2-1
2022-23	.461	.351	.426	.627	42.0	59	40	24	31	249	83.0	2-1
2021-22	.488	.414	.488	.815	42.7	54	35	19	21	251	83.7	2-1
2020-21	.425	.359	.191	.657	44.7	31	52	19	19	207	69.0	1-2
2019-20	.440	.339	.245	.742	39.7	32	41	11	18	224	74.7	2-1
2018-19	.474	.464	.318	.747	43.3	43	47	16	18	251	83.7	2-1
2017-18	.424	.401	.297	.719	37.7	46	42	22	21	207	69.0	2-1
2016-17	.464	.394	.291	.708	35.7	48	37	23	24	249	83.0	3-0
2015-16	.484	.383	.292	.682	42.3	45	43	24	21	239	79.7	3-0
2014-15	.444	.280	.288	.662	47.7	45	33	28	23	228	76.0	3-0
2013-14	.488	.397	.264	.623	48.0	32	36	17	12	256	85.3	2-1
2012-13	.527	.391	.500	.646	33.0	48	35	18	24	241	80.3	2-1
2011-12	.559	.307	.467	.644	43.3	57	38	34	20	268	89.3	3-0
2010-11	.508	.376	.438	.538	42.7	42	32	21	17	243	81.0	3-0

MISCELLANEOUS STATS

Game Leaders

No.	Name	Points	Rebounds	Blocks	Assists	Steals	10+ Pts	20+ Pts	10+ Rebs	3+ Assts	3+ Blks	3+ Stls	3+ 3s	Double-Double
0	Rob Dillingham	1 (1)	0 (0)	0 (0)	2 (2)	0 (0)	3 (3)	0 (0)	0 (0)	3 (3)	0 (0)	0 (0)	1 (1)	0 (0)
1	Justin Edwards	0 (0)	0 (0)	0 (0)	0 (0)	0 (0)	2 (2)	0 (0)	0 (0)	0 (0)	0 (0)	0 (0)	0 (0)	0 (0)
2	Aaron Bradshaw	0 (0)	0 (0)	0 (0)	0 (0)	0 (0)	0 (0)	0 (0)	0 (0)	0 (0)	0 (0)	0 (0)	0 (0)	0 (0)
3	Adou Thiero	0 (0)	1 (1)	0 (3)	0 (0)	0 (4)	1 (1)	0 (0)	1 (1)	0 (0)	0 (0)	0 (0)	0 (0)	1 (1)
4	Tre Mitchell*	0 (34)	2 (40)	1 (47)	2 (15)	1 (23)	1 (72)	0 (19)	0 (11)	2 (25)	0 (6)	1 (6)	0 (9)	0 (11)
12	Antonio Reeves*	2 (49)	0 (6)	0 (7)	0 (8)	0 (22)	3 (89)	2 (33)	0 (1)	0 (18)	0 (1)	0 (5)	2 (38)	0 (1)
13	Grant Darbyshire	0 (0)	0 (0)	0 (0)	0 (0)	0 (0)	0 (0)	0 (0)	0 (0)	0 (0)	0 (0)	0 (0)	0 (0)	0 (0)
14	Brennan Canada	0 (0)	0 (0)	0 (1)	0 (0)	0 (0)	0 (0)	0 (0)	0 (0)	0 (0)	0 (0)	0 (0)	0 (0)	0 (0)
15	Reed Sheppard	0 (0)	0 (0)	2 (2)	0 (0)	2 (2)	2 (2)	0 (0)	0 (0)	0 (0)	0 (0)	2 (2)	1 (1)	0 (0)
20	Joey Hart	0 (0)	0 (0)	0 (0)	0 (0)	0 (0)	0 (0)	0 (0)	0 (0)	0 (0)	0 (0)	0 (0)	0 (0)	0 (0)
21	D.J. Wagner	0 (0)	0 (0)	0 (0)	0 (0)	1 (1)	2 (2)	0 (0)	0 (0)	2 (2)	0 (0)	1 (1)	0 (0)	0 (0)
22	Walker Horn	0 (0)	0 (0)	0 (0)	0 (0)	0 (0)	0 (0)	0 (0)	0 (0)	0 (0)	0 (0)	0 (0)	0 (0)	0 (0)
23	Jordan Burks	0 (0)	0 (0)	0 (0)	0 (0)	0 (0)	0 (0)	0 (0)	0 (0)	0 (0)	0 (0)	0 (0)	0 (0)	0 (0)
25	Kareem Watkins	0 (0)	0 (0)	0 (0)	0 (0)	0 (0)	0 (0)	0 (0)	0 (0)	0 (0)	0 (0)	0 (0)	0 (0)	0 (0)
33	Ugonna Onyenso	0 (0)	0 (1)	0 (4)	0 (0)	0 (0)	0 (0)	0 (0)	0 (1)	0 (0)	0 (4)	0 (0)	0 (0)	0 (0)
44	Zvonimir Ivišić	0 (0)	0 (0)	0 (0)	0 (0)	0 (0)	0 (0)	0 (0)	0 (0)	0 (0)	0 (0)	0 (0)	0 (0)	0 (0)

*Career total in (parentheses); *includes pre-UK career*

Games With ...

Starting Lineups

Guard	Guard	G/F	Forward	Forward	Games	W-L
Wagner	Reeves	Edwards	Thiero	Mitchell	2	1-1
Wagner	Reeves	Dillingham	Edwards	Mitchell	1	1-0

Starter	Games Started	Wins	Losses
Justin Edwards	3	2	1
Tre Mitchell	3	2	1
Antonio Reeves	3	2	1
D.J. Wagner	3	2	1
Adou Thiero	2	1	1
Rob Dillingham	1	1	0

Streaks

Overall	Lost 1
Unranked AP teams anywhere	Won 3
Ranked AP teams anywhere	Lost 2
Home	Won 2
Home AP ranked teams	Won 1
Home AP unranked teams	Won 2
Home SEC	Lost 1
Home nonconference	Won 2
Home AP ranked SEC	Won 3
Home AP unranked SEC	Lost 1
Home AP ranked nonconference	Lost 1
Home AP unranked nonconference	Won 19
Road	Won 3
Road AP ranked teams	Won 1
Road AP unranked teams	Won 3
Road SEC	Won 3
Road nonconference	Lost 1
Road AP ranked SEC	Won 1
Road AP unranked SEC	Won 3
Road AP ranked nonconference	Lost 1
Road AP unranked nonconference	Lost 2
Neutral	Lost 2
Neutral AP ranked teams	Lost 8
Neutral AP unranked teams	Won 1
Neutral SEC Tournament	Lost 2
Neutral nonconference	Lost 2
Neutral AP ranked SEC Tournament	Lost 3
Neutral AP unranked SEC Tournament	Lost 1
Neutral AP ranked nonconference	Lost 7
Neutral AP unranked nonconference	Won 2

Miscellaneous

Charges Drawn

First Sub

Jordan Burks - 2
Rob Dillingham - 2
Reed Sheppard - 1

5-Second Violations

10-Second Violations

Kentucky forced - 1

Shot-Clock Violations

Kentucky forced - 1

Tipoffs (including OT)

Kentucky - 1
Opponent - 2

3-Point Plays

Tre Mitchell - 2
Rob Dillingham - 1
Antonio Reeves - 1
D.J. Wagner - 1

Active Consecutive Made Kentucky Starts

Antonio Reeves	7
Justin Edwards	3
Tre Mitchell	3
D.J. Wagner	3
Adou Thiero	2

Active Consecutive Made Kentucky Free Throws

Antonio Reeves	7
Reed Sheppard	5
Rob Dillingham	3
Ugonna Onyenso	3
Tre Mitchell	1
D.J. Wagner	1

Active Consecutive Games with a 3-Pointer at Kentucky

Antonio Reeves	14
Rob Dillingham	3
Reed Sheppard	3
Tre Mitchell	2
Adou Thiero	1

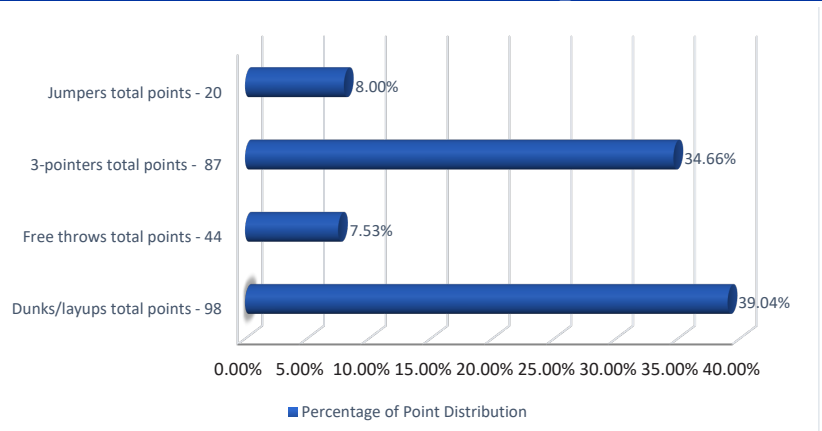
Dunk Tracker

Player	Dunks in 2023-24	Dunks in Career
Tre Mitchell	2	36
Antonio Reeves	0	18
Justin Edwards	5	5
Ugonna Onyenso	0	4
Adou Thiero	2	4
Jordan Burks	1	1
Rob Dillingham	1	1
Reed Sheppard	1	1

Kentucky's Record When ...

KENTUCKY RECORD	ALL	SEC	KENTUCKY RECORD	ALL	SEC
Leading at halftime:	2-1	0-0	On CBS:	0-0	0-0
Tied at the half:	0-0	0-0	On ABC:	0-0	0-0
Trailing at halftime:	0-0	0-0	On ESPN/ESPN2/ESPNU:	0-1	0-0
Shoot 50% or better:	0-0	0-0	On SEC Network:	1-0	0-0
Shoot less than 50%:	2-1	0-0	On ESPN+/SEC Network+:	1-0	0-0
Shoot higher % than opp.:	2-0	0-0	vs. SEC at home:	0-0	0-0
Shoot lower % than opp.:	0-1	0-0	vs. SEC on road:	0-0	0-0
Opp. shoot worse than 40%:	1-0	0-0	Games vs. AP ranked opp.:	0-1	0-0
Opp. shoot 40% or higher:	1-1	0-0	Games following a loss:	0-0	0-0
Score less than 60 points:	0-0	0-0	Games following a win:	1-1	0-0
Score 60-69 points:	0-0	0-0	More points in the paint:	2-0	0-0
Score 70-79 points:	0-0	0-0	Fewer or same points in the paint:	0-1	0-0
Score 80-89 points:	2-1	0-0	More bench points than opp.:	1-1	0-0
Score 90-99 points:	0-0	0-0	Fewer or same bench pts.:	1-0	0-0
Score 100+ points:	0-0	0-0	More second-chance points:	2-1	0-0
Opp. score less than 60 pts.:	1-0	0-0	Fewer or same second-chance pts.:	0-0	0-0
Opp. score 60-69 pts.:	1-0	0-0	More points off TOs:	2-1	0-0
Opp. score 70-79 pts.:	0-0	0-0	Fewer or same points off TOs:	0-0	0-0
Opp. score 80-89 points:	0-1	0-0	On Monday:	1-0	0-0
Opp. score 90-99 points:	0-0	0-0	On Tuesday:	0-1	0-0
Opp. score 100+ points:	0-0	0-0	On Wednesday:	0-0	0-0
Outrebounded opponent:	2-0	0-0	On Thursday:	0-0	0-0
Outrebounded by opponent:	0-1	0-0	On Friday:	1-0	0-0
Equal number of rebounds:	0-0	0-0	On Saturday:	0-0	0-0
Fewer turnovers than opp.:	2-1	0-0	On Sunday:	0-0	0-0
Same turnovers as opp.:	0-0	0-0	In November	2-1	0-0
More turnovers than opp.:	0-0	0-0	In December	0-0	0-0
Make 8 or more 3-pointers:	2-1	0-0	In January	0-0	0-0
Make 7 or fewer 3-pointers:	0-0	0-0	In February	0-0	0-0
Games decided by 5 or fewer:	0-1	0-0	In March	0-0	0-0
Overtime games:	0-0	0-0	In April	0-0	0-0

How the Cats are Scoring



Fast Facts

Shooting Percentage	.428
Avg. Assists Per Game	14.3
Points Off Turnovers	18.3
Second-Chance Points	13.3
Points in the Paint	37.3
Fast Break Points	20.3
Bench Points	23.3
Points Per Possession	1.156
Avg. Time of Possession	15.2

First Points of the Game

Player	Dunk/Layup	Jumper	3PT	FT
Tre Mitchell	1			
Adou Thiero	1		1	



THE LAST TIME UK ...

INDIVIDUALS

SCORING

Scored 25 points: Oscar Tshiebwe (25) vs. Kansas State, 3/19/23

Scored 30 points: Antonio Reeves (37) at Arkansas, 3/4/23

Scored 35 points: Antonio Reeves (37) at Arkansas, 3/4/23

Scored 40 points: Malik Monk (47) vs. North Carolina, 12/17/16

Scored 45 points: Malik Monk (47) vs. North Carolina, 12/17/16

Scored 50 points: Jodie Meeks (54) at Tennessee, 1/13/09

Scored 55 points: Never

Two players had 20 points: Oscar Tshiebwe (25) and Cason Wallace (21) vs. Kansas State, 3/19/23

Three players had 20 points: DeMarcus Cousins (27), John Wall (21), Patrick Patterson (20) vs. SAM HOUSTON STATE, 11/19/09

Two players had 30 points: Patrick Patterson (33) and Jodie Meeks (32) vs. TENNESSEE STATE, 12/22/08

Scored 20 points in two straight games: Antonio Reeves (2), 11/10/23 - 11/14/23

Scored 20 points in three straight games: Oscar Tshiebwe (3), 2/22/23 - 3/1/23

Scored 20 points in four straight games: PJ Washington (4), 2/5/19 - 2/16/19

Scored 20 points in five straight games: Jamal Murray (12), 2/2/16 - 3/12/16

Scored 20 points in six straight games: Jamal Murray (12), 2/2/16 - 3/12/16

Scored 20 points in seven straight games: Jamal Murray (12), 2/2/16 - 3/12/16

Scored 20 points in eight straight games: Jamal Murray (12), 2/2/16 - 3/12/16

Scored 20 points in nine straight games: Jamal Murray (12), 2/2/16 - 3/12/16

Scored 20 points in 10 straight games: Jamal Murray (12), 2/2/16 - 3/12/16

Scored 20 points in 11 straight games: Jamal Murray (12), 2/2/16 - 3/12/16

Scored 20 points in 12 straight games: Jamal Murray (12), 2/2/16 - 3/12/16

Scored 20 points in 15 straight games: Dan Issel (18), 12/1/69 - 2/7/70

Scored 25 points in two straight games: Oscar Tshiebwe (2), 1/8/22 - 1/11/22

Scored 25 points in three straight games: Tayshaun Prince (3), 3/1/01-3/17/01

Scored 30 points in two straight games: Jodie Meeks vs. Appalachian State (46), 12/20/08; vs. TENNESSEE STATE (32), 12/22/08

Scored 30 points in three straight games: Dan Issel (6) 2/14/70 - 3/2/70

Scored in double figures in 10 straight games: Jacob Toppin (12), 1/17/23-2/25/23

Scored in double figures in 15 straight games: Oscar Tshiebwe (17), 1/19/22-11/15/22

Scored in double figures in 20 straight games: Immanuel Quickley (20), 12/28/19-3/7/20

Scored in double figures in 25 straight games: Malik Monk (30), 11/11/16-2/28/17

Scored in double figures in 30 straight games: Malik Monk (30), 11/11/16-2/28/17

Scored in double figures in 33 straight games: Jamal Murray (34), 11/17/15 - 3/19/16

Scored in double figures in 34 straight games: Jamal Murray (34), 11/17/15 - 3/19/16

Scored in double figures in 35 straight games: Kenny Walker (36), 11/14/85 - 3/22/86

Five players scored in double figures: Antonio Reeves (21), Tre Mitchell (18), Justin Edwards (16), Rob Dillingham (12), D.J. Wagner (11) vs. A&M-COMMERCE, 11/10/23

Six players scored in double figures: Kellan Grady (19), Daimion Collins (14), Oscar Tshiebwe (14), Keion Brooks Jr. (13), Davion Mintz (13), TyTy Washington Jr. (10) vs. ROBERT MORRIS, 11/12/21

Seven players scored in double figures: Randolph Morris (17), Kelenna Azubuike (15), Patrick Sparks (14), Chuck Hayes (12), Rajon Rondo (11), Ravi Moss (10) and Ramel Bradley (10) vs. MISSISSIPPI STATE 2/19/05

Four players with 15 or more points: Antonio Reeves (22), CJ Fredrick (20), Jacob Toppin (15) and Cason Wallace (15) vs. HOWARD, 11/7/22

DOUBLE-DOUBLES

Double-double: Adou Thiero (16 points, 13 rebounds) vs. Kansas, 11/14/23

Triple-double: Isaiah Briscoe (19 points, 11 rebounds, 10 assists) at Ole Miss, 12/29/16

20-10 (rebs) game: Oscar Tshiebwe (25 points, 18 rebounds) vs. Kansas State, 3/19/23

20-10 (assts) game: De'Aaron Fox (24 points, 10 assists) vs.

North Carolina, 12/17/16

20-15 game: Oscar Tshiebwe (25 points, 18 rebounds) vs. Kansas State, 3/19/23

20-20 game: Oscar Tshiebwe (21 points, 20 rebounds), vs. VANDERBILT, 3/1/23

30-10 game: Oscar Tshiebwe (37 points, 24 rebounds) vs. GEORGIA, 1/17/23

30-15 game: Oscar Tshiebwe (37 points, 24 rebounds) vs. GEORGIA, 1/17/23

30-20 game: Oscar Tshiebwe (37 points, 24 rebounds) vs. GEORGIA, 1/17/23

40-30 game: Bill Spivey (40 points, 34 rebounds) vs. XAVIER, 2/13/51

Back-to-back 20-10 games: Oscar Tshiebwe (22 p, 17 r) vs. AUBURN, 2/25/23; (21 p, 20 r) vs. VANDERBILT, 1/3/23

Three straight 20-10 games: Julius Randle (23 p, 16 r) vs. UNC ASHEVILLE, 11/8/13; (22 p, 14 r) vs. NORTHERN KENTUCKY, 11/10/13; (27 p, 13 r) vs. Michigan State, 11/12/13

Double-double in points and rebs.: Adou Thiero (16 points, 13 rebounds) vs. Kansas, 11/14/23

Double-double in points and assists: Sahrir Wheeler (11 points, 11 assists) vs. DUQUESNE, 11/11/22

Double-double in points and blocks: Never

Double-double in points and steals: Never

Double-double in two consecutive games: Oscar Tshiebwe (4) 2/25/23-3/10/23

Double-double in three consecutive games: Oscar Tshiebwe (4) 2/25/23-3/10/23

Double-double in four consecutive games: Oscar Tshiebwe (4) 2/25/23-3/10/23

Double-double in five consecutive games: Oscar Tshiebwe (17) 1/19/22-11/15/22

Double-double in 10 consecutive games: Oscar Tshiebwe (17) 1/19/22-11/15/22

Double-double in 15 consecutive games: Oscar Tshiebwe (17) 1/19/22-11/15/22

Two players record double-doubles: Oscar Tshiebwe (19 points, 15 rebounds), Jacob Toppin (21 points, 11 rebounds) vs. Vanderbilt, 3/10/23

Three players record double-doubles: PJ Washington (20 points, 13 rebounds), Reid Travis (18 points, 12 rebounds), Keldon Johnson (15 points, 10 rebounds) vs. KANSAS, 1/26/19

Four players record double-doubles: Jack Givens (30 pts, 13 rebs), Kyle Macy (16 pts, 10 assts), Mike Phillips (22 pts, 18 rebs), Rick Robey (23 pts, 13 rebs) vs. SMU 11/26/77

Five players record double-doubles: Never

FIELD GOALS

Made 12 FG in a game: Antonio Reeves (12) at Arkansas, 3/4/23

Made 15 FG in a game: Malik Monk (18) vs. North Carolina, 12/17/16

Made 16 FG in a game: Malik Monk (18) vs. North Carolina, 12/17/16

Made 17 FG in a game: Malik Monk (18) vs. North Carolina, 12/17/16

Made 18 FG in a game: Malik Monk (18) vs. North Carolina, 12/17/16

Made 19 FG in a game: Dan Issel (19) at Alabama, 2/23/70

Made 20 FG in a game: Dan Issel (23) at Ole Miss, 2/7/70

Made 21 FG in a game: Dan Issel (23) at Ole Miss, 2/7/70

Made 22 FG in a game: Dan Issel (23) at Ole Miss, 2/7/70

Made 23 FG in a game: Dan Issel (23) at Ole Miss, 2/7/70

Made 24 FG in a game: Never

Attempted 17 FG in a game: Antonio Reeves (25) vs. Kansas, 11/14/23

Attempted 18 FG in a game: Antonio Reeves (25) vs. Kansas, 11/14/23

Attempted 19 FG in a game: Antonio Reeves (25) vs. Kansas, 11/14/23

Attempted 20 FG in a game: Antonio Reeves (25) vs. Kansas, 11/14/23

Attempted 25 FG in a game: Antonio Reeves (25) vs. Kansas, 11/14/23

Attempted 30 FG in a game: Kevin Grevey (30) vs. UCLA, 3/31/75

Attempted 40 FG in a game: Bill Spivey (41) XAVIER, 2/13/51

3-POINTERS

Made 5 3-pointers in a game: Antonio Reeves (5) vs. A&M-COMMERCE, 11/10/23

Made 6 3-pointers in a game: Antonio Reeves (6) at Ole Miss, 1/31/23

Made 7 3-pointers in a game: Kellan Grady (7) vs. ALABAMA, 2/19/22

Made 8 3-pointers in a game: Immanuel Quickley (8) at Texas A&M, 2/25/20

Made 9 3-pointers in a game: Jodie Meeks (10) at Tennessee, 1/13/09

Made 10 3-pointers in a game: Jodie Meeks (10) at Tennessee, 1/13/09

Made 11 3-pointers in a game: Never

Two players made at least 5 3-pointers in a game: Davion Mintz (6), Brandon Boston Jr. (6) vs. SOUTH CAROLINA, 3/6/21

Two players made at least 6 3-pointers in a game: Davion Mintz (6), Brandon Boston Jr. (6) vs. SOUTH CAROLINA, 3/6/21

Two players made at least 7 3-pointers in a game: Never

Attempted 10 3-pointers in a game: Antonio Reeves (17) vs. Kansas, 11/14/23

Attempted 15 3-pointers in a game: Antonio Reeves (17) vs. Kansas, 11/14/23

Attempted 16 3-pointers in a game: Antonio Reeves (17) vs. Kansas, 11/14/23

Attempted 17 3-pointers in a game: Antonio Reeves (17) vs. Kansas, 11/14/23

Attempted 18 3-pointers in a game: Derrick Miller (19) at Kansas 12/9/89

Attempted 19 3-pointers in a game: Derrick Miller (19) at Kansas 12/9/89

Attempted 20 3-pointers in a game: Never

Made a 3-pointer in 10 straight games: Antonio Reeves (14), 2/7/23-11/14/23

Made a 3-pointer in 15 straight games: Kellan Grady (21), 11/29/21-2/19/22

Made a 3-pointer in 20 straight games: Kellan Grady (21), 11/29/21-2/19/22

Made a 3-pointer in 30 straight games: Jamal Murray (36), 11/13/15-3/19/16

Made two 3-pointers in 10 straight games: Kevin Knox (11), 2/10/16-3/11/18

Made three 3-pointers in 10 straight games: Gerald Fitch (20), 1/14/03-3/23/03

Made three 3-pointers in 15 straight games: Gerald Fitch (20), 1/14/03-3/23/03

Made three 3-pointers in 20 straight games: Gerald Fitch (20), 1/14/03-3/23/03

Made three 3-pointers in 25 straight games: Keith Bogans (29), 3/14/02-2/26/03

FREE THROWS

Made 8 FT in a game: Oscar Tshiebwe (9) vs. Kansas State, 3/19/23

Made 9 FT in a game: Oscar Tshiebwe (9) vs. Kansas State, 3/19/23

Made 10 FT in a game: Antonio Reeves (11) at Arkansas, 3/4/23

Made 11 FT in a game: Antonio Reeves (11) at Arkansas, 3/4/23

Made 12 FT in a game: Oscar Tshiebwe (13) vs. GEORGIA, 1/17/23

Made 13 FT in a game: Oscar Tshiebwe (13) vs. GEORGIA, 1/17/23

Made 14 FT in a game: Olivier Sarr (14) vs. VANDERBILT, 1/5/21

Made 15 FT in a game: Rodrick Rhodes (16) vs. Ole Miss, 1/18/95

Made 16 FT in a game: Rodrick Rhodes (16) vs. Ole Miss, 1/18/95

Made 17 FT in a game: Dwight Anderson (18) vs. MISSISSIPPI STATE, 2/12/79

Made 18 FT in a game: Dwight Anderson (18) vs. MISSISSIPPI STATE, 2/12/79

Made 18 FT in a game: Never

Attempted 10 FT in a game: Oscar Tshiebwe (11) vs. Kansas State, 3/19/23

Attempted 15 FT in a game: Oscar Tshiebwe (15) vs. VANDERBILT, 3/1/23

Attempted 20 FT in a game: PJ Washington (20) vs. Kansas State, 3/22/18

Attempted 25 FT in a game: Never

Made 20 Straight FT: Antonio Reeves (23), 1/14/23-2/7/23

Made 20 Straight FT: Tyler Herro (38), 2/16/19-3/29/19

REBOUNDS

15 Rebs: Oscar Tshiebwe (18) vs. Kansas State, 3/19/23

20 Rebs: Oscar Tshiebwe (25) vs. Providence, 3/17/23

25 Rebs: Oscar Tshiebwe (25) vs. Providence, 3/17/23

26 Rebs: Oscar Tshiebwe (28) vs. WESTERN KENTUCKY, 12/22/21

27 Rebs: Oscar Tshiebwe (28) vs. WESTERN KENTUCKY, 12/22/21

28 Rebs: Oscar Tshiebwe (28) vs. WESTERN KENTUCKY, 12/22/21

30 Rebs: Cotton Nash (30) vs. OLE MISS, 2/8/64

34 Rebs: Bob Burrow (34) vs. TEMPLE, 12/10/55

35 Rebs: Never

20+ Rebs in two consecutive games: Oscar Tshiebwe (2), 12/22/21-12/29/21

10+ Rebs in three consecutive games: Oscar Tshiebwe (6), 2/25/23-3/19/23

10+ Rebs in four consecutive games: Oscar Tshiebwe (6), 2/25/23-3/19/23

10+ Rebs in five consecutive games: Oscar Tshiebwe (6),



THE LAST TIME UK ...

2/25/23-3/19/23
10+ rebs in 10 consecutive games: Oscar Tshiebwe (22), 1/4/22-11/15/22
10+ rebs in 15 consecutive games: Oscar Tshiebwe (22), 1/4/22-11/15/22
10+ rebs in 20 consecutive games: Oscar Tshiebwe (22), 1/4/22-11/15/22
10+ rebs in 25 consecutive games: Never
Two players had 10 rebounds: Oscar Tshiebwe (15), Jacob Toppin (11) vs. Vanderbilt, 3/10/23
Three players had 10 rebounds: Oscar Tshiebwe (15), Jacob Toppin (10), Ugonna Onyenso (10) vs. NORTH FLORIDA, 11/23/22

ASSISTS

6 assists: Cason Wallace (9) vs. AUBURN, 2/25/23
7 assists: Cason Wallace (9) vs. AUBURN, 2/25/23
8 assists: Cason Wallace (9) vs. AUBURN, 2/25/23
9 assists: Cason Wallace (9) vs. AUBURN, 2/25/23
10 assists: Cason Wallace (11) at Mississippi State, 2/15/23
11 assists: Cason Wallace (11) at Mississippi State, 2/15/23
12 assists: TyTy Washington Jr. (17) vs. GEORGIA, 1/8/22
13 assists: TyTy Washington Jr. (17) vs. GEORGIA, 1/8/22
14 assists: TyTy Washington Jr. (17) vs. GEORGIA, 1/8/22
15 assists: TyTy Washington Jr. (17) vs. GEORGIA, 1/8/22
16 assists: TyTy Washington Jr. (17) vs. GEORGIA, 1/8/22
17 assists: TyTy Washington Jr. (17) vs. GEORGIA, 1/8/22
18 assists: Never
5+ assists in four consecutive games: Cason Wallace (6), 2/7/23-2/25/23
8+ assists in two consecutive games: Sahvir Wheeler (3), 12/28/22-1/3/23

BLOCKS

4 blocks: Oscar Tshiebwe (4) at Georgia, 2/11/23
5 blocks: Oscar Tshiebwe (5) vs. Vanderbilt, 3/11/22
6 blocks: Isaiah Jackson (7) vs. ALABAMA, 1/12/21
7 blocks: Isaiah Jackson (7) vs. ALABAMA, 1/12/21
8 blocks: Isaiah Jackson (8) vs. Kansas, 12/1/20
9 blocks: Willie Cauley-Stein (9) vs. BOISE STATE, 12/10/13
10 blocks: Nerlens Noel (12) at Ole Miss, 1/29/13
11 blocks: Nerlens Noel (12) at Ole Miss, 1/29/13
12 blocks: Nerlens Noel (12) at Ole Miss, 1/29/13
13 blocks: Never

STEALS

4 steals: Reed Sheppard (4) vs. Kansas, 11/14/23
5 steals: Cason Wallace (5) vs. KANSAS, 1/28/23
6 steals: Cason Wallace (8) vs. Michigan State, 11/15/22
7 steals: Cason Wallace (8) vs. Michigan State, 11/15/22
8 steals: Cason Wallace (8) vs. Michigan State, 11/15/22
9 steals: Never
3+ steals in five consecutive games: Ashton Hagans (7), 12/22/18 - 1/19/19
3+ steals in 10 consecutive games: Never

MINUTES

Played every minute: Antonio Reeves (40) at Arkansas, 3/4/23
Played 40+ minutes: Antonio Reeves (40) at Arkansas, 3/4/23
Played more than 50 minutes: Patrick Patterson (50) vs. VANDERBILT, 1/12/08

FOULS

Fouled out: Rob Dillingham vs. Kansas, 11/14/23
Two players fouled out: Jacob Toppin and Cason Wallace vs. Kansas State, 3/19/23
Three players fouled out: Terrence Clarke, Isaiah Jackson, Olivier Sarr, Lance Ware vs. North Carolina, 12/19/20
Four players fouled out: Terrence Clarke, Isaiah Jackson, Olivier Sarr, Lance Ware vs. North Carolina, 12/19/20
Technical foul: Lance Ware at Arkansas, 3/4/23

TEAM

WINS/LOSSES

Won 10 straight games: 10, 1/8/19-2/9/19
Won 20 straight games: 38, 11/14/14-3/28/15
Won 30 straight games: 38, 11/14/14-3/28/15
Won 40 straight games: Never
Lost consecutive games: 2, 2/7/23-2/11/23
Lost three straight games: 4, 1/26/21-2/9/21
Lost four straight games: 4, 1/26/21-2/9/21
Lost five straight games: 6, 11/29/20-12/26/20
Lost six straight games: 6, 11/29/20-12/26/20
Lost 10 straight games: Never

STARTS

Started four freshmen: Devin Askew, Brandon Boston Jr., Terrence Clarke, Isaiah Jackson vs. Georgia Tech, 12/6/20
Started five freshmen: Hamidou Diallo, Shai Gilgeous-Alexander, Kevin Knox, Nick Richards, PJ Washington vs. Kansas State, 3/22/18

SCORING

Scored 90 or more points: 96 vs. NORTH FLORIDA, 11/23/22 (W, 96-56)
Scored 90 or more points (SEC game): 90 vs. ALABAMA, 2/19/22 (W, 90-81)
Scored 100 or more points: 106 vs. SOUTH CAROLINA STATE, 11/15/22 (W, 106-63)
Scored 100 or more points (SEC game): 107 vs. TENNESSEE, 1/15/22 (W, 107-79)
Scored 110 or more points: 115 vs. Arizona State, 11/28/16 (W, 115-69)
Scored 110 or more points (SEC game): 110 vs. AUBURN, 2/21/15 (W, 110-75)
Scored 120 or more points: 120 at Vanderbilt, 2/7/96 (W, 120-81)
Scored 120 or more points (SEC game): 120 at Vanderbilt, 2/7/96 (W, 120-81)
Scored 130 or more points: 143 vs. Georgia, 2/27/56 (W, 143-66)
Scored 140 or more points: 143 vs. Georgia, 2/27/56 (W, 143-66)
Scored 150 or more points: Never
Scored less than 50 points: 48 vs. Vanderbilt, 3/15/13 (L, 64-48)
Scored 100 points in two consecutive games: vs. CLEVELAND STATE (11/23/16), vs. UT MARTIN (11/25/16), vs. Arizona State (11/28/16)
Scored 100 points in three consecutive games: vs. CLEVELAND STATE (11/23/16), vs. UT MARTIN (11/25/16), vs. Arizona State (11/28/16)
Scored 100 points in consecutive SEC games: 2/27/56 - 3/3/56

SHOOTING PERCENTAGES

Shot 70% from the field: .722 (39-54) vs. MISSISSIPPI STATE, 2/15/86
Shot 65% from the field: .679 (38-56) vs. TENNESSEE, 1/15/22
Shot 30% or less from the field: .288 (21-73) at Alabama (1/7/23)
Allowed 50% shooting: .500 (26-52) at Florida, 2/22/23
Allowed 60% shooting: .627 (32-51) ARKANSAS, 2/7/23
Allowed 30% or less shooting: .281 (18-64) at Alabama, 2/5/22
Allowed 20% or less shooting: .197 (12-61) vs. MONTANA STATE, 11/23/14

FREE THROWS

Shot 90% or better from FT line: .900 (9-10) vs. A&M-COMMERCE, 11/10/23
Shot 100% from FT Line: 10-10 vs. FLORIDA, 2/22/20
Shot 50% or less from FT line: .500 (7-14) vs. SOUTH CAROLINA, 1/10/23
Attempted 40 FT: 41 (27-41) vs. TENNESSEE STATE, 11/23/18
Attempted five or less FT: 2 (1-2) at Vanderbilt, 1/24/23
Made 30 FT: 31 (31-36) vs. MISSISSIPPI STATE, 2/4/20

3-POINTERS

Hit 0 3-pointers: 0 (0-10) vs. RICHMOND, 11/29/20
Hit 10 3-pointers: 12 (12-38) vs. Kansas, 11/14/23
Hit 11 3-pointers: 12 (12-38) vs. Kansas, 11/14/23
Hit 12 3-pointers: 12 (12-38) vs. Kansas, 11/14/23
Hit 13 3-pointers: 13 (13-23) vs. FLORIDA A&M, 12/21/22
Hit 14 3-pointers: 14 (14-26) vs. ARKANSAS, 2/9/21
Hit 15 3-pointers: 15 (15-27) vs. GEORGIA, 3/1/12
Hit 16 3-pointers: 16 (16-33) vs. UNC ASHEVILLE, 12/23/96
Hit 17 3-pointers: 20 (20-35) vs. LSU, 3/4/95
Hit 18 3-pointers: 20 (20-35) vs. LSU, 3/4/95
Hit 19 3-pointers: 20 (20-35) vs. LSU, 3/4/95
Hit 20 3-pointers: 20 (20-35) vs. LSU, 3/4/95
Hit 21 3-pointers: 21 (21-48) vs. North Carolina, 12/27/89
Hit 22 3-pointers: Never

SCORING MARGINS

Won game by 50 points or more: 58 vs. MONTANA STATE (W, 86-28), 11/23/14
Won game by 60 points or more: 62 vs. VANDERBILT (W, 106-44), 3/5/03
Won game by 70 points or more: 74 vs. UT MARTIN (W, 124-50), 11/26/94
Lost game by 20 points or more: 26 at ALABAMA (L, 78-52), 1/7/23
Lost game by 30 points or more: 34 vs. Duke (L, 118-84), 11/6/18
Lost game by 40 points or more: 41 at Vanderbilt (L, 93-52), 2/12/08
Lost game by 50 points or more: 55 at Kansas (L, 150-95), 12/9/89
Lost game by 60 points or more: 70 at Central (L, 87-17), 1/28/1910
Lost game by 70 points or more: 70 at Central (L, 87-17), 1/28/1910
Game decided by one point: vs. Mississippi State, 3/11/21

(L, 74-73)

Game decided by two or fewer points: vs. VANDERBILT, 3/1/23 (L, 68-66)
Game decided by three or fewer points: at Mississippi State, 2/15/23 (W, 71-68)
Two consecutive games decided by one point: vs. NORTH CAROLINA (W, 73-72), 12/3/11; at Indiana (L, 73-72), 12/10/11
Three consecutive games decided by one point: Never
Two consecutive games decided by two or fewer points: Arkansas (L, 81-80), 2/9/21; Auburn (W, 82-80), 2/13/21
Three consecutive games decided by three or fewer points: at Auburn (L, 99-97 OT), 2/11/74, vs. TENNESSEE (W, 61-58), 2/16/74 and at Ole Miss (L, 61-60), 2/18/74

COMEBACKS

Came back from 10-point deficit for win: 81-61 vs. A&M-COMMERCE (11/10/23); Trailed by 13 at 19-6 (13:28 in 1st)
Came back from 11-point deficit for win: 81-61 vs. A&M-COMMERCE (11/10/23); Trailed by 13 at 19-6 (13:28 in 1st)
Came back from 12-point deficit for win: 81-61 vs. A&M-COMMERCE (11/10/23); Trailed by 13 at 19-6 (13:28 in 1st)
Came back from 13-point deficit for win: 81-61 vs. A&M-COMMERCE (11/10/23); Trailed by 13 at 19-6 (13:28 in 1st)
Came back from 14-point deficit for win: 71-70 at Florida (3/7/20); Trailed by 18 at 59-41 (11:48 in 2nd)
Came back from 15-point deficit for win: 71-70 at Florida (3/7/20); Trailed by 18 at 59-41 (11:48 in 2nd)
Came back from 16-point deficit for win: 71-70 at Florida (3/7/20); Trailed by 18 at 59-41 (11:48 in 2nd)
Came back from 17-point deficit for win: 71-70 at Florida (3/7/20); Trailed by 18 at 59-41 (11:48 in 2nd)
Came back from 18-point deficit for win: 71-70 at Florida (3/7/20); Trailed by 18 at 59-41 (11:48 in 2nd)
Came back from 19-point deficit for win: 73-67 vs. Vanderbilt (2/28/17); Trailed by 19 at 25-6 (8:03 in 1st)
Came back from 20-point deficit for win: 82-79 at Vanderbilt (2/22/97); Trailed by 22 at 40-18 (3:51 in 1st)
Came back from 30-point deficit for win: 99-95 at LSU (2/15/94); Trailed by 31 at 68-37 (15:34 in 2nd)
Came back from 31-point deficit for win: 99-95 at LSU (2/15/94); Trailed by 31 at 68-37 (15:34 in 2nd)

REBOUNDS

Pulled down 50 rebounds: 50 (18-32) vs. NORTH FLORIDA, 11/23/22
Pulled down 55 rebounds: 59 (20-39) vs. Arizona State, 11/28/16
Pulled down 60 rebounds: 62 (19-43) vs. Morehead State, 12/16/95

OVERTIME GAMES

Played an overtime game: vs. Michigan State, 11/15/22 (L, 86-77 2OT)
Won an overtime game: MISSISSIPPI STATE, 1/25/22 (W, 82-74 OT)
Lost an overtime game: vs. Michigan State, 11/15/22 (L, 86-77 2OT)
Played an SEC overtime game: MISSISSIPPI STATE, 1/25/22 (W, 82-74 OT)
Won an SEC overtime game: MISSISSIPPI STATE, 1/25/22 (W, 82-74 OT)
Lost an SEC overtime game: at Texas A&M, 2/20/16 (L, 79-77 OT)
Played an overtime game in SEC Tournament: vs. Texas A&M, 3/13/16 (W, 82-77 OT)
Won an overtime game in SEC Tournament: vs. Texas A&M, 3/13/16 (W, 82-77 OT)
Played an overtime game in NCAA Tournament: vs. Saint Peter's, 3/17/22 (L, 85-79 OT)
Won an overtime game in NCAA Tournament: vs. St. Bonaventure, 3/16/00 (W, 85-80 2OT)
Lost an overtime game in NCAA Tournament: vs. Saint Peter's, 3/17/22 (L, 85-79 OT)
Played two overtimes: vs. Michigan State, 11/15/22 (L, 86-77 2OT)
Played three overtimes: vs. TEMPLE 12/7/57 (W, 85-83)
Played four or more overtimes: Never
Played two consecutive overtime games: 1/6/15 vs. OLE MISS (W, 89-86) and 1/10/15 at Texas A&M (70-64)
Played three consecutive overtime games: Never



THE LAST TIME A UK OPPONENT ...

INDIVIDUALS

SCORING

Scored 25 points: Hunter Dickinson (27), vs. Kansas, 11/14/23
Scored 30 points: Kobe Brown (30), at Missouri, 12/28/22
Scored 35 points: Bubba Parham (35), VMI, 11/21/18
Scored 40 points: Elston Turner (40), TEXAS A&M, 1/12/13
Scored 45 points: David Robinson (45), Navy, 1/25/87
Scored 50 points: Austin Carr (50), Notre Dame, 12/29/79
Scored 60 points: Pete Maravich (64), LSU, 2/21/70
Scored 65 points: Never
Two players had 20 points: Hunter Dickinson (27), Dajuan Harris Jr. (23), vs. Kansas, 11/14/23
Three players had 20 points: Rasir Bolton (24), Drew Timme (22) and Julian Strawther (20), at Gonzaga, 11/20/22
Two players had 30 points: Ronnie Henderson (36) and Claren Ceasar (32), LSU, 2/15/94
Five players scored in double figures: ARKANSAS, 2/7/23

FIELD GOALS

Made 15 FG in a game: David Robinson (17), NAVY, 1/25/87
Made 16 FG in a game: David Robinson (17), NAVY, 1/25/87
Made 17 FG in a game: David Robinson (17), NAVY, 1/25/87
Made 18 FG in a game: Steve Downing (19), Indiana, 12/11/71
Made 19 FG in a game: Steve Downing (19), Indiana, 12/11/71
Made 20 FG in a game: Johnny Neumann (20), Ole Miss, 1/2/71
Made 21 FG in a game: Austin Carr (21), Notre Dame, 12/29/70
Made 22 FG in a game: Austin Carr (22), Notre Dame, 3/12/70
Made 23 FG in a game: Pete Maravich (23), LSU, 2/21/70
Made 24 FG in a game: Never
Attempted 17 FG in a game: Nick Smith Jr. (23), at Arkansas, 3/4/23
Attempted 18 FG in a game: Nick Smith Jr. (23), at Arkansas, 3/4/23
Attempted 19 FG in a game: Nick Smith Jr. (23), at Arkansas, 3/4/23
Attempted 20 FG in a game: Nick Smith Jr. (23), at Arkansas, 3/4/23
Attempted 25 FG in a game: JD Notae (26), Arkansas, 2/26/22
Attempted 30 FG in a game: Freeman Williams (40), Portland State, 12/16/17
Attempted 35 FG in a game: Freeman Williams (40), PORTLAND STATE, 12/16/77
Attempted 40 FG in a game: Freeman Williams (40), PORTLAND STATE, 12/16/77
Attempted 45 FG in a game: Johnny Neumann (50), Ole Miss, 1/2/71
Attempted 50 FG in a game: Johnny Neumann (50), Ole Miss, 1/2/71
Attempted 53 FG in a game: Pete Maravich (53), LSU, 2/22/69
Attempted 54 FG in a game: Never

3-POINTERS

Made 5 3-pointers in a game: Dajuan Harris Jr. (5), vs. Kansas, 11/14/23
Made 6 3-pointers in a game: Meechie Johnson (6), SOUTH CAROLINA, 1/10/23
Made 7 3-pointers in a game: Keon Ellis (7), ALABAMA, 2/19/22
Made 8 3-pointers in a game: Bubba Parham (10), VMI, 11/18/18
Made 9 3-pointers in a game: Bubba Parham (10), VMI, 11/18/18
Made 10 3-pointers in a game: Bubba Parham (10), VMI, 11/18/18
Made 11 3-pointers in a game: Corey Allmond (11), Sam Houston State, 11/19/2009
Made 12 3-pointers in a game: Never
Attempted 10 3-pointers in a game: Meechie Johnson (10), SOUTH CAROLINA, 1/10/23
Attempted 15 3-pointers in a game: Bubba Parham (16), VMI, 11/18/18
Attempted 16 3-pointers in a game: Bubba Parham (16), VMI, 11/18/18
Attempted 17 3-pointers in a game: Chris Jackson (17), LSU, 2/15/90
Attempted 18 3-pointers in a game: Jeff Boschee (18), Kansas, 3/14/99
Attempted 19 3-pointers in a game: Never

FREE THROWS

Made 10 FT in a game: Hunter Dickinson (10), vs. Kansas, 11/14/23
Made 11 FT in a game: Xavier Pinson (12), LSU, 2/23/22
Made 12 FT in a game: Xavier Pinson (12), LSU, 2/23/22
Made 13 FT in a game: Samir Doughty (14), Auburn, 2/1/20

Made 14 FT in a game: Samir Doughty (14), Auburn, 2/1/20
Made 15 FT in a game: Brenton Williams (15), South Carolina, 3/1/14
Made 16 FT in a game: Dan Cross (16), FLORIDA, 2/18/95
Made 17 FT in a game: John Mengelt (17), AUBURN, 3/2/70
Made 18 FT in a game: Pete Maravich (18), LSU, 2/21/70
Made 19 FT in a game: Never
Attempted 15 FT in a game: Samir Doughty (15), Auburn, 2/1/20
Attempted 20 FT in a game: Harding McCaleb (25), Louisville, 2/22/1916
Attempted 25 FT in a game: Harding McCaleb (25), Louisville, 2/22/1916
Attempted 26 FT in a game: Never

REBOUNDS

15 Rebs: Hunter Dickinson (21), vs. Kansas, 11/14/23
16 Rebs: Hunter Dickinson (21), vs. Kansas, 11/14/23
17 Rebs: Hunter Dickinson (21), vs. Kansas, 11/14/23
18 Rebs: Hunter Dickinson (21), vs. Kansas, 11/14/23
19 Rebs: Hunter Dickinson (21), vs. Kansas, 11/14/23
20 Rebs: Hunter Dickinson (21), vs. Kansas, 11/14/23
25 Rebs: Leon Douglas (25), ALABAMA, 1/20/75
30 Rebs: Kenneth Stanley (30), SOUTHERN CAL, 12/4/61
31 Rebs: Never
Two players had 10 rebounds: Hunter Dickinson (21) and Kevin McCullar Jr. (10), vs. Kansas, 11/14/23
Three players had 10 rebounds: Craig Victor II (12), Tim Quarterman (10), Ben Simmons (10), LSU, 1/5/16

ASSISTS

10 assists: Kevin McCullar Jr. (10), vs. Kansas, 11/14/23
11 assists: Dwyane Wade (11), Marquette, 3/29/03
12 assists: Edgar Padilla (12), UMass, 3/30/96
13 assists: Billy McCaffrey (14), Vanderbilt, 1/13/93
14 assists: Billy McCaffrey (14), Vanderbilt, 1/13/93
15 assists: Eric Richardson (15), Alabama, 2/4/84
16 assists: Never

BLOCKS

5 blocks: Makhel Mitchell (5), ARKANSAS, 2/7/23
6 blocks: Jamarion Sharp (7), WESTERN KENTUCKY, 12/22/21
7 blocks: Jamarion Sharp (7), WESTERN KENTUCKY, 12/22/21
8 blocks: Jarvis Varnado (10), Mississippi State, 1/15/08
9 blocks: Jarvis Varnado (10), Mississippi State, 1/15/08
10 blocks: Jarvis Varnado (10), Mississippi State, 1/15/08
11 blocks: Samaki Walker (11), Louisville, 1/1/95
12 blocks: Never

STEALS

5 steals: Anthony Black (5), ARKANSAS, 2/7/23
6 steals: Mark Sears (6), at Alabama, 1/7/23
7 steals: Ben Simmons (7), LSU, 3/5/16
8 steals: Never

TRIPLE-DOUBLE

Had a triple-double: Kevin McCullar Jr. 12 points, 10 rebounds, 10 assists, vs. Kansas, 11/14/23

TEAM

SCORING

Scored 90 or more points: 118, Duke, 11/6/18 (L, 118-84)
Scored 90 or more points (SEC game): 90, Georgia, 3/4/09 (L, 90-85)
Scored 100 or more points: 118, Duke, 11/6/18 (L, 118-84)
Scored 100 or more points (SEC game): 101, Arkansas, 2/10/93 (L, 101-94)
Scored 110 or more points: 118, Duke, 11/6/18 (L, 118-84)
Scored 110 or more points (SEC game): 110, Vanderbilt, 3/4/67 (L, 110-94)
Scored 120 or more points: 121, North Carolina, 12/27/89 (L, 121-110)
Scored 120 or more points (SEC game): Never
Scored 130 or more points: 150, Kansas, 12/9/89 (L, 150-95)
Scored 140 or more points: 150, Kansas, 12/9/89 (L, 150-95)
Scored 150 or more points: 150, Kansas, 12/9/89 (L, 150-95)
Scored 160 or more points: Never
Scored less than 50 points: 46, NEW MEXICO STATE, 11/6/23 (W, 86-46)
Scored less than 50 points (SEC game): 48, SOUTH CAROLINA, 2/5/19 (W, 76-48)
Scored less than 40 points: 39, West Virginia, 3/26/15 (W, 78-39)
Scored less than 40 points (SEC game): 37, MISSOURI, 1/13/15 (W, 86-37)

Scored less than 30 points: 28, MONTANA STATE, 11/23/14 (W, 86-28)
Scored less than 30 points (SEC game): 26, GEORGIA TECH, 1/28/46 (W, 86-37)
Scored less than 20 points: 18, WESTERN ONTARIO, 12/10/49 (W, 90-21)
Scored less than 20 points (SEC game): 18, ALABAMA, 2/10/40 (W, 46-18)
Scored less than 10 points: 9, Tulane, 12/21/34 (W, 39-9)
Scored less than 10 points (SEC game): Never

SHOOTING PERCENTAGES

Shot 70% from the field: Never
Shot 60% from the field: .627 (32-51), ARKANSAS, 2/7/23
Shot 50% from the field: .500 (26-52), at Florida, 2/22/23
Shot 30% or less from the field: .281 (18-64) at Alabama, 2/5/22
Shot 20% or less from the field: .197 (12-61), MONTANA STATE, 11/23/14
Shot 10% or less from the field: Never (shooting percentages not recorded prior to 1947)

3-Pointers

Made 10 or more 3-pointers: 10 (10-27), A&M-COMMERCE, 11/10/23
Made 15 or more 3-pointers: 19 (19-38), VMI, 11/18/18
Made 20 or more 3-pointers: Never
Made zero 3-pointers: 0 (0-15), Auburn, 1/19/13
Attempted 30 or more 3-pointers: 40 (14-40), ALABAMA, 2/19/22

FREE THROWS

Shot 90% or better from FT line: 90.0 (18-20), vs. Vanderbilt, 3/10/23
Shot 100% from FT Line: 16-16, TEXAS A&M, 1/21/23
Shot 50% or less from FT line: .455 (5-11), A&M-COMMERCE, 11/10/23
Attempted 40 FT: 44 (33-44), Auburn, 2/1/20
Attempted five or less FT: 5 (5-5), NEW MEXICO STATE, 11/6/23
Made 30 FT: 33 (33-44), Auburn, 2/1/20

REBOUNDS

Pulled down 50 rebounds: 54 (17-37), Florida, 2/4/17
Pulled down 20 offensive rebounds: 23, LSU, 2/18/20



RUPP ARENA AT CENTRAL BANK CENTER

Year-by-Year Records

Season	W-L	Percentage
2023-24	2-0	1.000
2022-23	14-4	.778
2021-22	18-0	1.000
2020-21	5-6	.455
2019-20	16-2	.889
2018-19	17-1	.944
2017-18	16-2	.889
2016-17	15-2	.882
2015-16	17-0	1.000
2014-15	19-0	1.000
2013-14	16-2	.889
2012-13	16-2	.889
2011-12	18-0	1.000
2010-11	15-0	1.000
2009-10	18-0	1.000
2008-09	12-6	.667
2007-08	14-4	.778
2006-07	14-2	.875
2005-06	10-5	.667
2004-05	14-1	.933
2003-04	11-2	.846
2002-03	12-1	.923
2001-02	12-3	.800
2000-01	11-1	.917
1999-2000	14-0	1.000
1998-99	12-1	.923
1997-98	9-3	.750
1996-97	12-1	.923
1995-96	13-0	1.000
1994-95	12-1	.923
1993-94	13-1	.929
1992-93	16-0	1.000
1991-92	15-2	.882
1990-91	13-0	1.000
1989-90	13-2	.867
1988-89	8-6	.571
1987-88	14-2	.875
1986-87	13-2	.867
1985-86	18-0	1.000
1984-85	11-3	.786
1983-84	16-0	1.000
1982-83	14-1	.933
1981-82	15-1	.938
1980-81	15-0	1.000
1979-80	12-3	.800
1978-79	11-4	.733
1977-78	16-0	1.000
1976-77	12-2	.857
Total	649-81	.889

Year Opened: 1976
First Game: Nov. 27, 1976
All-Time Record: 649-81 (88.9%)
Record Under Calipari: 222-21 (91.4%)
Capacity: 20,500
Record Crowd: 24,479 (1/20/10)
Longest Win Streak: 54 (11/9/10-12/1/12)
Current Win Streak: 4

Cats Rock at Rupp

The Wildcats are 649-81 (88.9%) in Rupp Arena. Among the most notable marks of dominance as the nation's toughest venue to play include:

- School record 54-game winning streak to begin the John Calipari era
- Kentucky is 351-49 (87.8%) in regular-season SEC games in Rupp
- The Wildcats set a program home record of 19 wins in 2014-15
- UK has gone undefeated at home in six of Calipari's 14 seasons
- Kentucky has a perfect mark in 14 of Rupp Arena's 46 seasons

600 Wins at Rupp in Record Time

With a victory over Fairleigh Dickinson on Dec. 7, 2019, Kentucky reached the 600-win mark at Rupp Arena faster than any other program in NCAA Division I level history. UK needed just 670 games to reach win No. 600 in Rupp Arena.

It took UCLA, which previously owned the fastest pace to 600 wins, 689 games in Pauley Pavilion. Only one other team, Kansas, achieved win No. 600 in fewer than 700 games at its home venue. The Jayhawks reached the significant win in their 699th game.

Cal Owns Longest Win Streaks in Rupp

With UK's 2011-12 season-opening victory over Marist, UK head coach John Calipari recorded his 34th consecutive win in Rupp Arena as UK's head coach. It broke former UK head coach Rick Pitino's longest streak of 33 games in the venue.

The winning streak reached as long as 54 games. Calipari didn't suffer his first loss in Rupp Arena until losing to Baylor in his fourth season, in 2012-13. The 54-game run, however, was his longest career home winning streak. He also had the second-longest streak in the arena as the Cats won 42 straight from March 4, 2014 to Nov. 25, 2016.

New Court Design in 2023-24

A new basketball court is coming soon to Rupp Arena at Central Bank Center in 2023-24. Kentucky Athletics unveiled the design, which features the UK logo at midcourt and a contrasting wood stain outline of the State of Kentucky earlier this season. The updated court design also features perimeter borders painted Kentucky Blue with the Kentucky Wordmark on each baseline, the Rupp Arena at Central Bank Center logos on the wings and the Southeastern Conference logos in the lanes.

The Cawood's Court marker memorializing legendary radio play-by-play announcer Cawood Ledford remains at midcourt in front of the broadcast table on the opposite side from the team benches, and the UK logo with "Mr. Wildcat" honoring longtime manager Bill Keightley is still in front of the UK bench.

Pack the House

Until reducing capacity for the 2019-20 season, Kentucky had led the nation in average home attendance in 20 of 24 seasons. That number included a Rupp Arena record of 24,110 in John Calipari's first season (2009-10) as head coach and averaging more than 23,000 in seven of Calipari's first 10 seasons.

Kentucky averaged 19,873 in 18 home games in 2022-23.

The Top-Ranked Team at Home

Kentucky has lost just four times at home as the Associated Press top-ranked team in the history of the program and just three times in Rupp Arena. Prior to the losses to Evansville (Nov. 12, 2019) and UCLA (Dec. 3, 2016), the other two losses came by just one point.

The Wildcats are 54-3 all-time as the AP No. 1 team in Rupp Arena since its opening in 1976. The first loss was to Auburn, 53-52, on Jan. 9, 1988.

Coach Cal in Rupp Arena

It's been downright difficult to beat Kentucky in Rupp Arena during the John Calipari era. UK is 222-21 (91.4%) in Rupp Arena under Calipari.

- Kentucky is 25-7 (78.1%) vs. Associated Press Top 25 opponents in Rupp in the Calipari era
- UK is 197-14 (93.4%) vs. AP unranked teams in Rupp under Calipari
- The Wildcats are 113-7 (94.2%) at home vs. nonconference foes under Calipari
- Calipari notched his 100th career win in Rupp Arena as Kentucky's coach with the Wildcats' 110-75 rout of Auburn on Feb. 21, 2014. It took Calipari 104 games to reach the century mark, the fastest of any UK coach

Cal is All-Time Winningest Coach in Rupp History

With a 101-70 victory over Cleveland State on Nov. 23, 2016, John Calipari passed former UK head coach Joe B. Hall for most wins in Rupp Arena. Calipari now has 222 wins inside the historic venue, 100 more than Hall's 122 victories.

2023-24 Opponent Breakdown

New Mexico State (Nov. 6)

All-time games in Rupp Arena: 1
UK record in Rupp vs. NMSU: 1-0
Last time in Rupp Arena: UK, 86-46 (11/6/23)

Texas A&M-Commerce (Nov. 10)

All-time games in Rupp Arena: 1
UK record in Rupp vs. TAMUC: 1-0
Last time in Rupp Arena: UK, 81-61 (11/10/23)

Stonehill (Nov. 17)

All-time games in Rupp Arena: 0
UK record in Rupp vs. SC: 0-0
Last time in Rupp Arena: n/a

Saint Joseph's (Nov. 20)

All-time games in Rupp Arena: 0
UK record in Rupp vs. SJU: 0-0
Last time in Rupp Arena: n/a

Marshall (Nov. 24)

All-time games in Rupp Arena: 4
UK record in Rupp vs. MU: 4-0
Last time in Rupp Arena: UK, 82-54 (12/22/12)

Miami (Nov. 28)

All-time games in Rupp Arena: 2
UK record in Rupp vs. UM: 1-1
Last time in Rupp Arena: UM, 73-67 (12/6/08)

UNC Wilmington (Dec. 2)

All-time games in Rupp Arena: 0
UK record in Rupp vs. UNCW: 0-0
Last time in Rupp Arena: n/a

Illinois State (Dec. 29)

All-time games in Rupp Arena: 1
UK record in Rupp vs. ISU: 1-0
Last time in Rupp Arena: UK, 75-63 (11/30/15)

Missouri (Jan. 9)

All-time games in Rupp Arena: 6
UK record in Rupp vs. MU: 6-0
Last time in Rupp Arena: UK, 83-56 (12/29/21)

Mississippi State (Jan. 17)

All-time games in Rupp Arena: 32
UK record in Rupp vs. MSU: 30-2
Last time in Rupp Arena: UK, 82-74^{OT} (1/25/22)

Georgia (Jan. 20)

All-time games in Rupp Arena: 43
UK record in Rupp vs. UGA: 39-4
Last time in Rupp Arena: UK, 85-71 (1/17/23)

Florida (Jan. 31)

All-time games in Rupp Arena: 47
UK record in Rupp vs. UF: 38-9
Last time in Rupp Arena: UK, 72-67 (2/4/23)

Tennessee (Feb. 3)

All-time games in Rupp Arena: 47
UK record in Rupp vs. UT: 40-7
Last time in Rupp Arena: UK, 66-54 (2/18/23)

Gonzaga (Feb. 10)

All-time games in Rupp Arena: 0
UK record in Rupp vs. GU: 0-0
Last time in Rupp Arena: n/a

Ole Miss (Feb. 13)

All-time games in Rupp Arena: 33
UK record in Rupp vs. OM: 32-1
Last time in Rupp Arena: UK, 83-72 (3/1/22)

Alabama (Feb. 24)

All-time games in Rupp Arena: 34
UK record in Rupp vs. UA: 28-6
Last time in Rupp Arena: UK, 90-81 (2/23/22)

Arkansas (March 2)

All-time games in Rupp Arena: 18
UK record in Rupp vs. UA: 13-5
Last time in Rupp Arena: UA, 88-73 (2/7/23)

Vanderbilt (March 6)

All-time games in Rupp Arena: 45
UK record in Rupp vs. VU: 42-3
Last time in Rupp Arena: VU, 68-66 (3/1/23)



COACH CALIPARI

Calipari Reaches 800 Career Victories in 2021-22

With Kentucky's overtime win over Mississippi State on Jan. 25, 2022, John Calipari reached 800 on-court wins. At the time he was one of just 22 coaches, regardless of NCAA level of classification, to reach that barrier. Only 14 coaches have done it with at least 10 seasons at the Division I level.

Calipari became the fourth-fastest coach to 800 on-court wins ever at 1,037 games. Only Adolph Rupp (972 games), Roy Williams (1,012 games) and Dean Smith (1,029 games) did it faster. At Kentucky, Calipari owns the second-most wins in program history, trailing only the legendary Adolph Rupp, who led the Wildcats for 41 seasons and spanned 1,066 games.

Although Calipari is still climbing the charts, he is doing it nearly as fast as anyone else in NCAA history. When he and Kentucky defeated Ole Miss on March 5, 2019, Calipari became the fourth-fastest coach to 300 wins (369 games) at one program in NCAA history. Only Bill Self (358 games at Kansas), Claire Bee (359 games at Long Island) and Rupp (366 at UK) got there faster.

Coaching On-Court Win Totals at the Division I Level through games on Nov. 14, 2023:

1. Mike Krzyzewski - 1,202
-
7. Adolph Rupp - 876
8. Bob Huggins - 863
9. John Calipari - 834 (*active*)
- Rick Pitino - 834 (*active*)
11. Cliff Ellis - 831 (*active*)

Calipari Ahead of the Pack at Kentucky

Through 14 seasons at Kentucky, John Calipari's time in Lexington has been every bit as successful -- and more -- as fans hoped it would when he agreed to become the head coach at Kentucky in the spring of 2009.

By just about every measure, he is the most successful coach in college basketball during the last decade-plus. Among schools who have been to at least two Final Fours since 2009-10, Calipari ranks:

- First in NCAA Tournament wins (32)
- First in Final Four appearances (four)
- First in Elite Eight appearances (seven)
- First in Sweet Sixteen appearances (eight)
- Second in league tournament titles (six)
- Third in regular-season conference titles (six)
- Third in NCAA titles (one)

First-Ballot Hall of Famer

Kentucky men's basketball coach John Calipari joined basketball's fraternity of legends in September 2015 after being elected to the Naismith Memorial Basketball Hall of Fame on the first ballot.

Calipari joined an elite group of basketball players and coaches in the Naismith Hall of Fame, considered to be one of the ultimate honors in the sport. The Class of 2015 included Calipari, Dick Bevetta, Wildcat Louie Dampier, Lindsay Gaze, Tom Heinsohn, John Isaacs, Spencer Haywood, Lisa Leslie, Dikembe Mutombo, George Raveling and JoJo White.

Calipari was inducted in Springfield, Massachusetts. Nearly 70 former players joined him on stage during his acceptance speech.

Calipari Receives Jefferson Award

Kentucky men's basketball head coach John Calipari received the Jefferson Award for Outstanding Public Service in Sports by Multiplying Good on Nov. 2, 2022. For more than 50 years, Multiplying Good has honored those who put others first. Those receiving the Jefferson Award are empowered to do more, while their stories of extraordinary public service inspire others to action. It is an award that underscores impact.

- Founded over 50 years ago by Jackie Kennedy Onassis, Sen. Bob Taft Jr., and Sam Beard, Multiplying Good is the world's most foremost and highly celebrated organization focused on and honoring public service
- Other recipients of the Jefferson Award include Arthur Ashe, Tom Brokaw, Larry Fitzgerald, Betty Ford, John Glenn, Bob Hope, Steve Jobs, Shaquille O'Neal, General Colin Powell, John D. Rockefeller and Oprah Winfrey
- Calipari is the first men's college basketball coach to receive the honor

Coach Cal Immortalized at UMass, Clarion, Conference USA

John Calipari's Hall of Fame rise began at UMass, and the school honored his program's breakthrough in the 1990s by unveiling a statue of Calipari on the Amherst campus in September 2021. Calipari was one of four icons synonymous with UMass basketball to earn the honor. Calipari's statue was unveiled next to Marcus Camby, Julius Erving and the late Jack Leaman outside the Mullins Center.

At UMass, Calipari led the Minutemen to a 193-71 on-court record in his eight seasons as head coach from 1989-96. His .731 career winning percentage remains the best in school history, and he ranks second all-time at UMass in victories with 193. Calipari led UMass to

five straight NCAA Tournament appearances from 1992 to 1996 after UMass had gone to the NAAs only once in the first 81 years of the program. His Minutemen made the Atlantic 10's first and only Final Four appearance during the 1996 season, during which they went 35-2 overall and spent 10 weeks ranked No. 1 in the nation. Following the 1996 season, Calipari was named National Coach of the Year by the National Association of Basketball Coaches, The Sporting News and Naismith.

Not only did John Calipari have a statue erected in his honor, the court at Clarion -- Calipari's alma mater -- is now named after the Hall of Famer. The court in Tippin Gymnasium was officially renamed the John V. Calipari Court in September 2021 and will be known as Coach Cal Court.

Like many coaches, Calipari began his career in basketball on the court as a player. He he was a star high school basketball player at Moon High School in Western Pennsylvania under another Clarion graduate Joe Sacco. Calipari started his college playing career at UNC Wilmington before transferring to Clarion in 1981, helping the Golden Eagles reach their first NCAA Division II Tournament in program history that year.

In the summer of 2022, Calipari was enshrined into the Conference USA Hall of Fame. Calipari is being honored by the league for his impressive tenure as head men's basketball coach at the University of Memphis, where he coached from the 2000-01 season through 2008-09. Calipari led the Tigers to the 2008 NCAA title game, including 38 wins that season, making him the winningest coach for a single season in NCAA history. As a result, he earned his second Naismith National Coach of the Year honor, becoming only the second coach to earn the honor multiple times since its inception in 1987. He was also C-USA Coach of the Year that season.

Calipari, the 2009 Sports Illustrated National Coach of the Year, led the Tigers to nine straight 20-win campaigns and nine consecutive postseason appearances, the only Memphis coach to do that. He posted 252 on-court wins -- 28.0 wins per season -- as the Tigers' head coach, making him the winningest coach in school history. From 2006-08, the Tigers won 104 games, making Calipari the winningest head coach in NCAA Division I history in a three-year span.

Calipari Named Coach of the Decade

Underscored by more victories than any other coach or program in his first 10 seasons at the helm at Kentucky, more Final Four appearances, a record number of NBA Draft picks, and the 2012 national championship, John Calipari was named the College Basketball Coach of the Decade by Sporting News in January 2020.

In a piece penned by national writer Mike DeCourcy, Sporting News credited Calipari for changing the college basketball landscape. Detailing Calipari's success -- what DeCourcy described as a "college basketball revolution" -- DeCourcy wrote that "no one defined the 2010s in the same way as Calipari ... nor achieved the same degree of consistent success."

In an era where kids can enter the NBA Draft at 19 years old, Calipari masterfully balances the priority of players' long-term professional dreams with individual and team development, leading to on-court success that no other team has matched.

Calipari Unrivaled in Conference

John Calipari has won 16 league regular-season championships (including six Southeastern Conference titles) seven more than the next-closest coach in the SEC (Bruce Pearl has nine). Calipari has won six SEC Tournament championships at Kentucky and owns 15 conference tournament titles in his career, 10 more than his closest competitor (Nate Oats).

Calipari has tallied a 393-126 (75.7%) all-time record within conference play as a head coach and owns a 185-60 (75.4%) record since joining the SEC.

Although he's been publicly outspoken against conference tournaments -- only because he doesn't favor playing three or more games on consecutive days to win the tournament -- his teams have gotten up for them. Calipari's teams at UMass, Memphis and Kentucky have been to 19 conference championship games in his career, winning a remarkable 15 of them. Calipari is 58-15 (79.5%) all-time in conference tournaments, including 24-7 (77.4%) at UK. Calipari ranks third in SEC Tournament wins.

There's No Place Like Home

John Calipari-coached teams have posted an all-time record of 461-53 (89.7%) record at home in his stops at UMass, Memphis and Kentucky. At UK, Coach Cal is 222-21 (91.4%) in Rupp Arena.

In six of Calipari's seasons at Kentucky, the Wildcats have posted an undefeated record at home, including a school-record 19-0 mark during the 2014-15 season.

Calipari owns both of UK's longest winning streaks in the arena. He began his career at UK with a 54-game winning streak at Rupp Arena. It was the longest winning streak since the arena opened in 1976. With a win over Georgia on Feb. 9, 2016, he secured the second-longest streak in the storied building at 34 games (which ended at 42).

	Coach	Streak (Yrs)
1.	John Calipari	54 (2010-13)
2.	John Calipari	42 (2014-17)
3.	Rick Pitino	33 (1992-94)
4.	Joe B. Hall	30 (1981-82)
5.	John Calipari	28 (2021-23)



COACH CALIPARI

- He's 69-8 (89.6%) when his team is atop the AP Top 25 as UK's head coach
- Calipari tallied a 32-4 mark at UMass at No. 1 and he was 9-1 at Memphis
- His (110) victories are the most among active coaches with victories at No. 1
- Calipari has coached 123 career games as a No. 1 team, fourth most in NCAA history, trailing Mike Krzyzewski (255), John Wooden (228) and Adolph Rupp (127)
- Among coaches who have owned a No. 1 ranking in at least 119 games, Calipari's winning percentage of 89.4% trails only Wooden (95.2%) and is ahead of Krzyzewski (85.8%)
- Calipari is 6-5 vs. the AP top-ranked team in the land, including 3-3 at UK

Dream Maker

As someone who prides himself on helping young men reach their dreams, John Calipari has helped 58 players earn selection in the NBA Draft during his college coaching career, including 47 in his first 14 seasons at UK, more than any other coach.

- Four No. 1 overall selections (Derrick Rose, John Wall, Anthony Davis and Karl-Anthony Towns) during the nine drafts from 2008 to 2016. No other coach has more than three No. 1 picks
- In 2010, five of his UK players were selected in the first round for the first time in NBA history
- His six players in the 2012 and 2015 NBA drafts are the most in the two-round era
- Churned out 47 NBA Draft picks, 35 first-rounders, three No. 1 selections, seven top-five picks and 23 lottery picks at Kentucky
- Of the 68 full-time scholarship players who have finished their college careers at Kentucky under Calipari (did not transfer or leave the program early), 46 have been selected in the NBA Draft, a 67.6% success rate. Another 10 of those made the NBA. This does not include the late Terrence Clarke
- Of the 34 players at UK who have declared for the NBA Draft at the conclusion of their freshman seasons, 30 have been first-round picks. All previous players have played game in the NBA. He is 35 for 38 when including his players from Memphis. This does not include the late Terrence Clarke
- Only coach to produce the top two picks in the same draft (2012, Davis and Michael Kidd-Gilchrist)
- Produced a top-10 pick in 12 straight drafts from 2008-19, the only school to do so during that time period
- Ten of his former players have been named NBA All-Stars (32 total and all since 2010), seven have been tabbed All-NBA (13 times), three were named NBA Rookie of the Year, and 15 players from Calipari's first 12 teams at UK have made the NBA All-Rookie teams. Rose was named NBA MVP in 2011 and Davis won NBA All-Star MVP honors in 2017
- He is the only coach in history to have a former player win each of the following awards: NBA Rookie of the Year, NBA Sixth Man of the Year, NBA Most Improved Player of the Year, NBA Clutch Player of the Year and MVP

Developing Talent

John Calipari hasn't just signed the best talent in the country while he's been at Kentucky; he's been the best at developing that talent and getting it ready for the next level.

Of the 54 top-25 Rivals.com players Kentucky has signed who did not transfer or leave the program early (and aren't still actively playing at UK), 39 were drafted and 30 were selected in the first round. This note does not include the late Terrence Clarke. But that's only half the story. Calipari's players don't just make it to the pros, they're better prepared than anyone else. The proof is in the numbers.

Entering the 2023-24 NBA season, Calipari's NBA pros had amassed almost \$4 billion in career NBA contracts, which doesn't include endorsement deals and overseas contracts. Of his UK players in the NBA, they have made nearly \$3.5 billion in career contracts.

Double-Digit Win Streaks

John Calipari's teams have posted 19 streaks of 10 or more wins at Kentucky, Memphis and UMass, including six at UK. They have won 15 or more straight games nine times, 20 or more six times, 25 or more five times, and 30 or more once. Of course, the most famous streak was the 38-0 start during the 2014-15 season.

1. 38 Kentucky, 2014-15	6. 24 Kentucky, 2011-12	T10. 14 UMass, 1991-92	T16. 10 Kentucky, 2018-19
2. 27 Memphis, 2008-09	7. 19 Kentucky, 2009-10	T12. 12 Memphis, 2007-08	T16. 10 Kentucky, 2010-11
T3. 26 Memphis, 2007-08	8. 16 UMass, 1994-95	T12. 12 Memphis, 2002-03	T16. 10 Memphis, 2001-02
T3. 26 UMass, 1995-96	9. 15 Memphis, 2005-06	T12. 12 UMass, 1992-93	16. 10 UMass, 1993-94
5. 25 Memphis, 2006-07	T10. 14 Kentucky, 2016-17	15. 11 Memphis, 2003-04	

Calipari Nearly Perfect vs. Former Assistants

John Calipari has made it known that he doesn't enjoy coaching against friends. That hasn't stopped him from winning anyway. Calipari is 19-1 all-time when coaching against former assistants with a win over Kenny Payne and Louisville on Dec. 31, 2022 in his most recent matchup. He suffered his first and only loss to a former assistant against former Memphis assistant Josh Pastner on Dec. 6, 2020.

• Orlando Antigua - 1-0	• Tony Barbee - 9-0	• Bruiser Flint - 2-0
• Derek Kellogg - 1-0	• Chuck Martin - 2-0	• Josh Pastner - 1-1
• Steve Roccaforte - 2-0	• Kenny Payne - 1-0	

Recruiting Trail

The Wildcats have signed more top-25 players under John Calipari's than any other school. Nearly a quarter of all Rivals' top-10 prospects over the past 15 classes have signed with Coach Cal and the Cats. The following list is freshman signees only.

PLAYER (YEAR)	ESPN	RIVALS	247	MCD	JB
Somto Cyril ('24)	55	44	68		
Boogie Fland ('24)	18	10	33		
Jayden Quaintance ('24)	14	11	9		
Travis Perry ('24)	84	92	70		
Aaron Bradshaw ('23)	6	2	4	Y	Y
Jordan Burks ('23)	NR	NR	NR		
Robert Dillingham ('23)	15	15	16		Y
Justin Edwards ('23)	3	3	3	Y	Y
Joey Hart ('23)	NR	NR	NR		
Zvonimir Ivisic ('23)	NR	NR	NR		
Reed Sheppard ('23)	23	28	43	Y	
D.J. Wagner ('23)	4	6	6	Y	Y
Chris Livingston ('22)	12	11	12	Y	Y
Ugonna Onyenso ('22)	35~	35	39		
Adou Thiero ('22)	NR	NR	165		
Cason Wallace ('22)	20	8	8	Y	Y
Daimion Collins ('21)	19	18	13	Y	Y
Bryce Hopkins ('21)	33	38	43	Y	Y
Shaedon Sharpe ('21)	1~	1~	1~		
TyTy Washington Jr. ('21)	14	14	19	Y	
Devin Askeew ('20)	26	33	37	Y	Y
Brandon Boston Jr. ('20)	7	5	6	Y	Y
Terrence Clarke ('20)	10	8	10	Y	Y
Cam'Ron Fletcher ('20)	61	49	80		
Isaiah Jackson ('20)	34	28	34		Y
Lance Ware ('20)	46	36	43		
Kareem Watkins ('20)	NR@	NR@	NR@		
Dontaia Allen ('19)	NR	68	98		
Keion Brooks Jr. ('19)	36	29	14		Y
Brennan Canada ('19)	NR@	NR@	NR@		
Johnny Juzang ('19)	30	34	31		
Tyrese Maxey ('19)	13	10	10	Y	Y
Kahlil Whitney ('19)	12	14	11	Y	Y
Ashton Hagans ('18)	20	13	12		
Tyler Herro ('18)	30	36	38		Y
Keldon Johnson ('18)	7	15	18	Y	Y
EJ Montgomery ('18)	14	11	6	Y	
Zan Payne ('18)	NR	NR	NR		
Immanuel Quickley ('18)	25	22	19	Y	
Jemarl Baker Jr. ('17)	66	82	90		
Hamidou Diallo ('17)	11~	10~	11		
Shai Gilgeous-Alexander ('17)	35	34	20		
Quade Green ('17)	24	22	33	Y	Y
Kevin Knox ('17)	10	10	18	Y	Y
Nick Richards ('17)	17	17	15	Y	Y
Jarrod Vanderbilt ('17)	19	14	12	Y	Y
PJ Washington ('17)	12	15	9	Y	Y
Bam Adebayo ('16)	5	7	12	Y	Y
Brad Calipari ('16)	NR	NR	NR		
De'Aaron Fox ('16)	6	6	6	Y	Y
Wenyen Gabriel ('16)	14	13	14	Y	
Sacha Killeya-Jones ('16)	24	24	25	Y	
Malik Monk ('16)	9	9	10	Y	Y
Tai Wynyard ('16)	NR	NR	NR		
Isaiah Briscoe ('15)	13	10	16	Y	Y
Jonny David ('15)	NR@	NR@	NR@		
Isaac Humphries ('15)	49	NR^	62		
Skal Labissiere ('15)	2	1	2		Y
Charles Matthews ('15)	42	48	74	Y	
Jamal Murray ('15)	NA^	9	10		
Devin Booker ('14)	18	29	22	Y	Y
Trey Lyles ('14)	6	13	17	Y	Y
Karl-Anthony Towns ('14)	9	5	2	Y	Y
Tyler Ulis ('14)	25	21	20	Y	Y
EJ Floreal ('13)	NR@	NR@	NR@		
Aaron Harrison ('13)	9	7	5	Y	Y
Andrew Harrison ('13)	5	5	3	Y	Y
Dominique Hawkins ('13)	NR	NR	151		
Dakari Johnson ('13)	7	9	8	Y	Y
Marcus Lee ('13)	25	19	14	Y	Y
Julius Randle ('13)	3	2	2	Y	Y
Derek Willis ('13)	NR	115	58		
James Young ('13)	8	11	10	Y	Y
Archie Goodwin ('12)	15	14	18	Y	Y
Willie Cauley-Stein ('12)	40	40	47		
Nerlens Noel ('12)	1	2	1	Y	
Alex Pooythress ('12)	13	8	7	Y	Y
Anthony Davis ('11)	1	2	1	Y	Y
Michael Kidd-Gilchrist ('11)	4	3	2	Y	Y
Sam Malone ('11)	NR@	NR@	NR@		
Brian Long ('11)	NR@	NR@	NR@		
Marquis Teague ('11)	8	5	6	Y	Y
Kyle Wiltjer ('11)	19	22	21	Y	Y
Terrence Jones ('10)	9	13	8*	Y	Y
Enes Kanter ('10)	25	3	3*		
Brandon Knight ('10)	4	6	6*	Y	Y
Doron Lamb ('10)	29	21	28*	Y	Y
Jarrod Polson ('10)	NR@	NR@	NR*@		
Stacey Poole, Jr. ('10)	51	33	67*		
Eric Bledsoe ('09)	NR	23	37*		
DeMarcus Cousins ('09)	4	2	3*	Y	Y
Jon Hood ('09)	92	40	46*		
Daniel Orton ('09)	13	22	17*		Y
John Wall ('09)	5	1	2*		Y

Top-10 Players	27	31	31
Top-25 Players	56	57	56
Top-50 Players	69	74	70
McDonald's All-Americans			44
Jordan Brand Classic All-Americans			53

* Scout.com ranking | ~ final ranking in the 2023, 2022, 2017 classes before early enrollment | ^ reclassified after final rankings were released @ originally joined team as walk-on



COACH CALIPARI

A “players-first” coach with a penchant for helping people reach their dreams, John Calipari, a Naismith Memorial Basketball Hall of Famer, has guided six teams to the Final Four, led one to a national championship and helped 58 players earn selection in the NBA Draft during his 31-year college coaching career.

Calipari guided Kentucky to its eighth national championship and his first national title in 2012. In becoming only the second coach in NCAA history to lead three different schools to the Final Four, he has racked up more than 800 on-court victories, 23 NCAA Tournament on-court appearances, six Final Fours and numerous national coach of the year honors.

From UMass to Memphis and now Kentucky, Calipari’s career has been successful throughout, but his most recent run in Lexington has been the best stretch of his career. During Calipari’s first 14 seasons at UK, he has led all coaches in NCAA Tournament wins (32), Final Fours (four), Elite Eights (seven) and Sweet 16s (eight).

In 2015, Coach Cal led college basketball’s first ever 38-0 team, and became one of just three coaches to make four Final Fours in a five-year span. At the end of the season, Calipari became the 96th coach to join the Naismith Memorial Basketball Hall of Fame.

While building a program out of obscurity at UMass, laying the foundation at Memphis and restoring luster at the sport’s greatest program at Kentucky, he totaled the second-most wins in NCAA history in the first 20 years of a college coaching career.

Quite honestly, though, Calipari’s on-court success overshadows a much more significant picture.

In his goal to lead a players-first program, he has helped more than 50 young men realize their dreams and reach the NBA level with 56 players earning NBA Draft selections, including a record five first-round draft picks in 2010. Two years later, six Wildcats heard their names called at the 2012 draft, the most in the two-round draft era. UK, with Calipari’s help, would tie those six picks again in 2015, including a record-tying four lottery selections. His four No. 1 overall picks are more than any other coach, and he has had 45 players drafted during his first 13 years at Kentucky, including 34 first-round picks.

Calipari’s players have entered the league NBA-ready. His players have garnered 32 All-Star selections -- all since 2010 -- with Anthony Davis winning the game’s MVP honor in 2017. Derrick Rose was named NBA MVP in 2011. Six of his players have been tabbed All-NBA (11 times), three have been named NBA Rookie of the Year and 15 players from Calipari’s first 12 teams at Kentucky have made the NBA All-Rookie teams. He is the only coach in history to have a player win each of the NBA’s major honors: MVP, Rookie of the Year, Most Improved Player and Sixth Man of the Year.

Much like he did at UMass, where his players graduated at nearly 80%, Calipari has stressed academics. Seventeen of his last 20 seniors at Memphis earned their bachelor’s degrees, and all 23 players at UK who were eligible to graduate by the end of their senior years walked away with a diploma in hand, including five players who earned their degree in just three years. Calipari’s teams routinely have posted a combined team grade-point average of 3.0 or better.

Calipari has raised millions of dollars to help the lives of those in need in the Commonwealth and beyond. He has had a particular passion to assist those impacted by natural disasters. For instance, in 2010, he used a telethon to raise more than \$1 million for victims of the devastating earthquake in Haiti. He followed that up with telethons in 2012, raising \$1 million for victims of Superstorm Sandy, in 2017 for victims of Hurricane Harvey, played a leading role in the “Kentucky United” efforts that generated more than \$5 million for victims of devastating tornadoes in Western Kentucky in 2021, and raised nearly \$4 million with the Kentucky Flood Relief Telethon and open practice at Rupp Arena in 2022.

Calipari launched his foundation in 2012, and since then the foundation has worked with several key partners and donated more than \$1.5 million, a figure that does not include matching funds that have been contributed from individuals and corporations. In 2013, Calipari initiated hosting an annual alumni weekend around his basketball fantasy experience with the intent to raise money for charity. After generating \$350,000 for selected organizations and charities during the inaugural game, the weekend has generated millions of dollars for charity since its inception.

In 2019, when federal workers were without pay due to a government shutdown, he, his wife and his foundation assisted workers with financial help and grocery gift cards. He and his wife, Ellen, teamed up with Fayette County Public Schools to help families in need during the COVID-19 pandemic.

His latest efforts include spearheading the creation of the John McLendon Minority Leadership Initiative, a nationwide coach-driven initiative to provide minorities a jump-start to their careers through practical experiences, opportunities to build their network and instilling the values of John McLendon: integrity, education, leadership and mentorship. Participants in the initiative will be known as MLI Future Leaders.

In 2017, Coach Cal was named the head coach of the 2017 USA Basketball Men’s U19 World Cup Team, which finished third at the 2017 FIBA U19 World Cup in Cairo.

Author of five books, including the New York Times Best Seller “Players First: Coaching from the Inside Out,” Calipari is a master of communication and maximizing talent. He lives by the motto that “it’s never a matter of how far you have fallen, but instead it’s about how high you bounce back.”



BIOGRAPHICAL INFORMATION

Date of Birth: Feb. 10, 1959 | **Wife:** Ellen
Children: Erin, Megan, Brad

Education
Clarion State (1982)

Head Coaching Experience
University of Massachusetts (1989-96)
New Jersey Nets (NBA) (1997-99)
University of Memphis (2001-09)
University of Kentucky (2010-present)

COACHING AWARDS

- 2023 Race Amity Medal of Honor
- 2022 Jefferson Award
- 2022 Conference USA Hall of Fame
- 2021 NABC Guardians of the Game Pillar Award - Inclusion
- NABC District 20 Coach of the Year
- USBWA District IV Coach of the Year
- 2020 SEC Coach of the Year (Coaches)
- 2019 *The Sporting News* Coach of the Decade
- 2018 Naismith Hall of Fame 'Service Above Self' Honoree
- 2018 NABC Metropolitan Award
- 2015 Naismith Memorial Basketball Hall of Fame Inductee
- 2015 AP National Coach of the Year
- 2015 Naismith National Coach of the Year
- 2015 NABC National Coach of the Year
- 2015 The Sporting News National Coach of the Year
- 2015 Adolph Rupp National Coach of the Year
- 2015 SEC Coach of the Year (AP/Coaches)
- 2015 USBWA District IV Coach of the Year
- 2012 Nell & John Wooden Coach of the Year Leadership Award
- 2012 Naismith National Coach of the Year Finalist
- 2012 SEC Coach of the Year (AP/Coaches)
- 2010 Adolph Rupp National Coach of the Year
- 2010 Naismith National Coach of the Year Finalist
- 2010 SEC Coach of the Year (AP)
- 2010 *Sporting News* SEC Coach of the Year
- 2010 Yahoo! Sports SEC Coach of the Year
- 2010 USBWA District IV Coach of the Year
- 2009 NABC National Co-Coach of the Year
- 2009 *Sports Illustrated* National Coach of the Year
- 2009 Phelan National Coach of the Year
- 2009 Iba National Coach of the Year Finalist
- 2009 C-USA Coach of the Year
- 2008 Naismith National Coach of the Year
- 2008 C-USA Coach of the Year
- 2008 Iba National Coach of the Year Finalist
- 2008 Phelan National Coach of the Year Finalist
- 2007 Phelan National Coach of the Year Finalist
- 2007 USBWA District IV Coach of the Year
- 2007 *Basketball Times* South Region Coach of the Year
- 2006 C-USA Coach of the Year
- 2004 NABC District 7 Coach of the Year
- 1996 Naismith National Coach of the Year
- 1996 NABC National Coach of the Year
- 1996 *The Sporting News* National Coach of the Year
- 1996 Atlantic 10 Coach of the Year
- 1995 Naismith National Coach of the Year Finalist
- 1994 Naismith National Coach of the Year Finalist
- 1994 Atlantic 10 Coach of the Year
- 1993 USBWA District I Coach of the Year
- 1993 Atlantic 10 Coach of the Year
- 1992 Eastern Basketball Coach of the Year



CATS IN THE NBA



BAM ADEBAYO (Miami Heat)

- 2020 and 2023 NBA All-Star is a four-time selection to the All-NBA Defensive Second Team
- In his seventh season with the Miami Heat



DEVIN BOOKER (Phoenix Suns)

- First-team selection to the All-NBA Team in 2022 and a three-time NBA All-Star
- In his ninth season with the Phoenix Suns, is the franchise's all-time 3-point leader



BRANDON BOSTON JR. (LA Clippers)

- Second-round pick in the 2021 draft and traded to the Clippers
- Has played in 73 career games, averaging 6.7 points and 1.9 boards per outing



ANTHONY DAVIS (LA Lakers)

- NBA Champion in 2020, four-time All-NBA selection, eight-time NBA All-Star and All-Star MVP in 2017
- In his 13th NBA season and the fifth with the Lakers



DE'AARON FOX (Sacramento Kings)

- 2023 NBA All-Star and a third-team All-NBA selection; also the 2023 NBA Clutch Player of the Year
- In his seventh season with the Kings after being drafted fifth overall in 2017



SHAI GILGEOUS-ALEXANDER (OKC Thunder)

- Named a 2023 All-Star and a first-team All-NBA selection
- In his sixth NBA season and the fifth with the Thunder



TYLER HERRO (Miami Heat)

- Claimed NBA Sixth Man of the Year honors in 2022
- In his fifth season with the Miami Heat



ISAIAH JACKSON (Indianapolis Pacers)

- Drafted 22nd overall by Indianapolis in 2021
- Played in more than 100 career games and is averaging 7.6 points and 4.3 rebounds per game



KELDON JOHNSON (San Antonio Spurs)

- Signed a four-year, \$80 million extension in August of 2022 with San Antonio
- Entering his fifth NBA season, all with the Spurs



KEVIN KNOX II (Detroit Pistons)

- Ninth overall pick in the 2018 NBA Draft and is in his sixth season and second with the Pistons
- Signed a one-year deal with Detroit as a free-agent on Nov. 8



CHRIS LIVINGSTON (Milwaukee Bucks)

- Drafted 58th overall by the Bucks in the 2023 NBA Draft
- Averaged 6.3 points and 4.3 rebounds per game in one season at UK



TREY LYLES (Sacramento Kings)

- In his ninth season and third with the Kings after being selected 12th overall in 2015
- Averaging 7.8 points and 4.3 boards per game for his career



TYRESE MAXEY (Philadelphia 76ers)

- Named the Oct. 30 NBA Eastern Conference Player of the Week
- In his fourth NBA season after being drafted 21st overall by the Sixers in 2020



MALIK MONK (Sacramento Kings)

- Playing in his seventh NBA season and second with the Kings
- Averaged 13.5 points per game in his first year with the Kings, helping the team to the postseason



JAMAL MURRAY (Denver Nuggets)

- 2023 NBA Champion, averaged 21.4 points and 10.0 assists per game in the title series
- In his seventh season after being selected seventh overall by the Nuggets in 2016



IMMANUEL QUICKLEY (New York Knicks)

- In his fourth NBA season with the Knicks after being selected 25th in 2020
- Was the runner-up for the NBA Sixth Man of the Year award in 2023



JULIUS RANDLE (New York Knicks)

- The 2021 NBA Most Improved Player is two-time All-Star, and two-time All-NBA selection
- In his 10th NBA season and the fifth with the Knicks



NICK RICHARDS (Charlotte Hornets)

- In his fourth NBA seasons with the Charlotte Hornets
- Signed a three-year extension with the franchise this offseason



OLIVIER SARR (Oklahoma City Thunder)

- In his third NBA season after signing as an undrafted free agent
- Has appeared in 35 career games and is averaging 5.6 points and 4.1 boards per game



SHAEDON SHARPE (Portland Trail Blazers)

- Drafted seventh overall by the Blazers in the 2022 NBA Draft
- Notching career averages of 10.5 points and 3.1 rebounds per game



JACOB TOPPIN (New York Knicks)

- Signed a two-way deal as an undrafted free agent in 2023 with the Knicks
- Played in more than 100 collegiate games and averaged a career-best 12.4 points per game in '23



KARL-ANTHONY TOWNS (Minnesota Timberwolves)

- NBA Rookie of the Year in 2016, three-time NBA All-Star and two-time All-NBA Third Team selection
- In his ninth NBA season after being the No. 1 overall selection in 2015



OSCAR TSHIEBWE (Indiana Pacers)

- Earned a two-way contract with the Pacers after going undrafted
- Unanimous 2022 National Collegiate Player of the Year



JARRED VANDERBILT (LA Lakers)

- Selected 41st overall in 2018, in his seventh NBA season
- Averaging 6.2 points and 6.6 rebounds per game for his career



CASON WALLACE (Oklahoma City Thunder)

- Drafted 10th overall in the 2023 NBA Draft by the Mavericks and then traded to the Thunder
- Averaged 11.7 points and 4.3 assists per game in one season at Kentucky



PJ WASHINGTON JR. (Charlotte Hornets)

- In his fifth season with Charlotte after being picked 12th overall in 2019
- Signed a three-year \$48 million deal with the Hornets in the offseason



TYTY WASHINGTON JR. (Milwaukee Bucks)

- Taken 29th overall by the Grizzlies in 2022, signed a two-way deal with the Bucks this offseason
- Played in more than 30 games as a rookie and is averaging 4.6 points and 1.5 assists per game

Player Spotlight



Tyrese Maxey scored a career-high 50 points, Joel Embiid had 37 and the Philadelphia 76ers improved to 8-1 with their eighth straight victory, beating the Indiana Pacers 137-126 on Sunday night.

Maxey was 20-for-32 from the field and had 7 rebounds, 5 assists and 3 blocks in the first of two straight games in Philadelphia between the teams. His previous high was 44 against Toronto on Oct. 28, 2022.

He is averaging a career-high 28.4 points per game and shooting 49.3% from the field, 42.9% from 3-point range and 94% from the free-throw line.

Scan for updated stats, news and more on each player ...



COACH CALIPARI

NCAA DIVISION I ACTIVE WINNINGEST COACHES

(On-court by percentage - min. 10 yrs. at Division I level entering the 2023-24 season)

NO.	COACH/TEAM	YRS.	PCT.
1.	Mark Few	24	.836
2.	Bill Self	29	.769
3.	John Calipari	31	.767
4.	Rick Pitino	35	.740
5.	Sean Miller	18	.730

SINCE 2005-06 ...

Since the 2005-06 season, John Calipari's on-court record ranks him as one of the winningest coaches. Totals as of Nov. 14, 2023.

	COACH	RECORD
1.	Bill Self	540-116
2.	Mark Few	532-98
3.	John Calipari	526-128
4.	Mike Krzyzewski	481-122
5.	Tom Izzo	455-185

MISCELLANEOUS ON-COURT RECORDS

Overall On-Court Record:834-254 (.767)
 March/April Record:.....169-58 (.744)
 NCAAAT Record:.....57-21 (.731)
 Record in Conference Games:.....393-126 (.757)
 Record in Conference Tournament:.....58-15 (.795)

- Calipari owns the NCAA's most single-season wins with 38, tying his own record (Memphis in '08 and UK in '12) in 2015 with 38 wins. He owns the most single-season wins at UMass, Memphis and UK
- Calipari is the winningest coach in NCAA Division I history for a five-year span with 173 victories (2008-12)
- Calipari is the first coach in NCAA Division I history to record five straight on-court 30-win seasons. Memphis hit the 30-win plateau from 2006-09
- Calipari is one of only two coaches (Rick Pitino) to lead three different schools to a Final Four
- Calipari is one of only three coaches (John Wooden, Mike Krzyzewski) to go to four Final Fours in five seasons
- Calipari has advanced to the Sweet Sixteen in 12 of the last 16 NCAA Tournaments and the Elite Eight in 10 of the last 16
- Calipari started with a 54-0 record in Rupp Arena as head coach of the Wildcats
- Calipari has helped 45 players earn selection in the NBA Draft (34 first-round picks) over the last 13 seasons
- Calipari has more wins (327) in a 10-year period (2006-15) than any other coach in college basketball history
- Calipari is the fourth-fastest NCAA Division I men's basketball coach to reach 300 victories at a single school
- Calipari's 31 combined regular season and tournament league titles trail only Mark Few (41) of Gonzaga for the most among active coaches
- Calipari is the fourth-fastest coach to 800 on-court wins, behind Adolph Rupp, Roy Williams and Dean Smith
- Calipari has the second-most wins in school history, behind only Adolph Rupp
- Calipari's 32 NCAA Tournament wins are the most in school history. Rupp had 30

CAL IN CONFERENCE

SEC COACHES	CONFERENCE CHAMPIONSHIPS	Tournament Championships	NCAA Tournament Appearances
Nate Oats, Alabama	5	5	6
Eric Musselman, Arkansas	3	1	6
Bruce Pearl, Auburn	8	3	21
Todd Golden, Florida	0	0	1
Mike White, Georgia	3	0	4
John Calipari, Kentucky	16	15	22
Matt McMahon, LSU	4	3	3
Chris Beard, Ole Miss	2	1	5
Chris Jans, Mississippi State	4	3	4
Dennis Gates, Missouri	2	2	2
Lamont Paris, South Carolina	1	1	1
Rick Barnes, Tennessee	4	2	27
Buzz Williams, Texas A&M	1	0	9
Jerry Stackhouse, Vanderbilt	0	0	0
TOTALS	53	36	111

CALIPARI VS. ALL OPPONENTS

Abilene Christian1-0	Fort Wayne1-0	Mount St. Mary's.....2-0	Southern Miss15-4
Alabama19-7	Furman1-0	Murray State.....1-0	Southwest Texas St.1-0
Albany.....2-0	George Mason.....1-0	Nevada1-0	St. Bonaventure.....17-1
Arizona1-1	George Washington.....8-9	New Hampshire.....5-0	St. John's.....1-0
Arizona State2-1	Georgetown.....2-1	New Mexico.....1-0	St. Joseph's.....15-5
Arkansas14-9	Georgia.....21-4	New Mexico State.....1-0	St. Mary's.....1-0
Arkansas-Little Rock3-0	Georgia Tech.....2-2	New Orleans.....1-0	St. Peter's.....1-0
Arkansas-Pine Bluff.....1-0	Gonzaga4-1	NJIT.....1-0	Stanford3-2
Arkansas State4-0	Grand Canyon1-0	North Carolina8-4	Stephen F. Austin1-0
Auburn.....14-6	Hampton.....1-0	North Carolina State.....1-0	Stony Brook1-0
Austin Peay.....6-1	Hartford.....2-0	North Dakota1-0	Syracuse.....3-2
Baylor1-2	Harvard.....2-0	North Florida2-0	TCU7-1
Bellarmine1-0	High Point1-0	North Texas.....1-0	Temple13-11
Belmont2-0	Hofstra1-0	Northeastern3-1	Tennessee21-15
Boise State.....1-0	Holy Cross.....4-1	Northern Kentucky2-0	Tennessee State.....1-0
Boston7-1	Houston17-3	Northwestern State1-0	Tennessee Tech.....1-0
Boston College.....2-0	Howard2-0	Notre Dame.....2-3	Texas2-2
Bradley1-0	Illinois1-1	Oakland1-0	Texas A&M.....12-3
Bucknell1-0	Illinois State1-0	Ohio1-0	Texas A&M-Commerce1-0
Buffalo3-0	Indiana3-2	Ohio State.....1-3	Texas Tech1-0
BYU1-0	Iowa0-1	Oklahoma5-1	Towson State1-0
Cal State Northridge1-0	Iowa State.....2-0	Oklahoma State.....0-2	Troy1-0
Canisius1-0	Jackson State2-0	Old Dominion2-0	Tulane16-0
Central Conn. St.....2-0	Kansas5-9	Ole Miss.....18-5	Tulsa11-1
Central Michigan.....1-0	Kansas State2-2	Oral Roberts1-0	UAB.....15-3
Charlotte.....2-3	Keene State1-0	Oregon State.....1-0	UCF5-0
Chattanooga.....2-0	Kentucky2-4	Pennsylvania.....3-0	UCLA4-5
Christian Brothers.....2-0	La Salle3-0	Penn State4-4	UIC1-0
Cincinnati.....6-7	Lafayette (Pa.).....1-0	Pepperdine1-0	UNC Asheville2-0
Cleveland State.....4-0	Lamar.....5-0	Pittsburgh2-1	UNC Greensboro2-0
Coastal Carolina.....1-0	LIU-Brooklyn1-0	Portland3-0	UNC Wilmington.....1-0
Colorado1-1	Lipscomb1-0	Princeton2-0	USF10-1
Colorado State0-1	Long Beach State1-0	Providence.....4-1	Utah2-2
Columbia1-0	Louisiana Tech1-1	Purdue2-1	Utah Valley2-0
Connecticut2-5	Louisville.....18-8	Radford1-0	UTEP5-0
Coppin State.....1-0	Loyola1-0	Rhode Island.....16-2	UT Arlington3-0
Cornell1-0	Lowell2-1	Rice.....4-0	UT Martin5-0
Dartmouth.....1-0	LSU15-4	Richmond1-1	Valparaiso1-0
Davidson1-0	Manhattan2-0	Rider1-0	Vanderbilt25-6
Dayton1-0	Marist2-0	Robert Morris2-1	Vermont.....3-0
DePaul4-2	Marquette3-1	Rutgers11-4	Villanova2-0
Detroit1-0	Marshall.....6-0	Saint Louis.....4-3	Virginia0-1
Drexel2-0	Maryland.....5-3	Saint Peter's.....0-1	Virginia Tech3-0
Duke1-4	Massachusetts.....1-0	Sam Houston State1-0	VMI1-0
Duquesne13-4	Memphis1-0	Samford3-0	Wake Forest2-1
East Carolina.....7-0	Miami (Fla.)0-1	Santa Clara.....1-0	Washington1-0
East Tennessee State4-0	Miami (Ohio)2-0	Savannah State.....1-0	West Virginia13-7
Eastern Kentucky4-0	Michigan2-0	Seton Hall1-1	Western Kentucky3-0
Eastern Michigan.....2-0	Michigan State.....3-2	Siena4-0	Wichita State2-0
Evansville0-1	Middle Tennessee.....3-0	SMU7-0	Winthrop3-0
Fairfield1-0	Milwaukee1-0	South Carolina16-5	Wisconsin1-1
Fairleigh Dickinson1-0	Mississippi State18-1	South Carolina State.....1-0	Wofford2-0
Florida24-9	Mississippi Valley St.....1-0	Southern1-0	Wright State.....1-0
Florida A&M1-0	Missouri.....11-5	Southern Cal.....2-0	Xavier.....2-2
Florida State1-1	Monmouth2-0	South Connecticut.....1-0	Yale2-0
Florida Tech0-1	Montana State.....1-0	Southeastern Louisiana ...3-0	
Fordham5-0	Morehead State.....3-0	Southern Illinois1-0	



TEAM GAME RECORDS CAL ERA

FEWEST OFFENSIVE REBOUNDS

Rebs.	Opp.	Date
1	vs. Alabama	3/10/18
3	at South Carolina	1/24/14
4	KANSAS	1/28/23
4	at Ole Miss	3/5/19
5	TENNESSEE	1/15/22
5	at Notre Dame	12/11/21
5	VANDERBILT	1/5/21
5	vs. Michigan State	11/5/19
5	GEORGIA	2/3/15
5	ALABAMA	1/31/15
5	MISSISSIPPI STATE	2/15/11
5	GEORGIA	1/29/11

MOST DEFENSIVE REBOUNDS

Rebs.	Opp.	Date
42	EASTERN KENTUCKY	11/8/19
39	vs. Arizona State	11/28/16
39	ROBERT MORRIS	11/17/13
39	EASTERN MICHIGAN	1/2/13
38	TROY	11/20/17
38	vs. Hampton	3/19/15
38	EASTERN KENTUCKY	12/7/14
38	vs. Cleveland State	11/24/09

FEWEST DEFENSIVE REBOUNDS

Rebs.	Opp.	Date
9	at Tennessee	2/16/13
13	NORTH CAROLINA	12/13/14
14	SOUTH CAROLINA	1/10/23
15	vs. Baylor	12/6/13
15	at Alabama	1/18/11
16	at Auburn	1/22/22
16	FLORIDA	2/27/21
16	at Florida	3/7/20
16	TENNESSEE	3/3/20
16	vs. Ohio State	12/21/19
16	UTAH	12/15/18
16	vs. Wisconsin	4/4/15
16	ALABAMA	1/31/15
16	TEXAS A&M	1/12/13
16	at Auburn	1/11/12
16	vs. UConn	11/24/10

HIGHEST REBOUND MARGIN

Mg.	Opp.	Date
+36	OHIO	11/19/21
+31	NIJT	11/14/15
+30	NORTH DAKOTA	11/14/18
+30	GRAND CANYON	11/14/14
+29	EASTERN KENTUCKY	11/8/19
+29	SOUTHERN ILLINOIS	11/9/18
+28	NKU	11/10/13
+27	vs. Abilene Christian	3/21/19
+27	vs. Little Rock	1/3/12
+26	vs. Arizona State	11/28/16
+26	LOUISVILLE	12/31/11

LOWEST REBOUND MARGIN

Mg.	Opp.	Date
-25	at Florida	2/4/17
-18	at Tennessee	2/16/13
-16	vs. Mississippi State	3/11/21
-16	vs. Baylor	12/6/13
-16	vs. Maryland	11/9/12
-15	TENNESSEE	1/18/14
-14	at Ole Miss	3/2/21
-14	at Auburn	2/1/20
-14	at LSU	1/5/16
-13	VANDERBILT	1/5/21

MOST ASSISTS

Assts.	Opp.	Date
33	vs. Arizona State	11/28/16
30	HARTFORD	12/29/09
28	LIU BROOKLYN	11/23/12
28	vs. UNC Asheville	11/30/09
27	WESTERN KENTUCKY	12/22/21
25	S. CAROLINA STATE	11/17/22
25	at South Carolina	2/8/22
25	CLEVELAND STATE	11/23/16
25	AUBURN	2/21/15
25	vs. UCLA	12/20/14

FEWEST ASSISTS

Assts.	Opp.	Date
3	LSU	2/23/22
5	RICHMOND	11/29/20
5	LSU	2/22/14
5	at Arkansas	3/2/13
6	VANDERBILT	3/1/23
6	at Louisville	12/26/20
6	EVANSVILLE	11/12/19
6	vs. Kansas State	3/22/18
6	at Florida	3/3/18
6	vs. Vanderbilt	3/15/13
6	VANDERBILT	3/1/11

MOST TURNOVERS

Tos.	Opp.	Date
24	MOREHEAD STATE	11/13/09
23	SAM HOUSTON ST.	11/19/09
22	ETSU	11/17/17
21	vs. Georgia Tech	12/6/20
21	RICHMOND	11/29/20
21	LOUISVILLE	12/31/11
21	vs. Old Dominion	11/20/11
21	NORTH CAROLINA	12/5/09

FEWEST TURNOVERS

Tos.	Opp.	Date
2	VANDERBILT	1/5/21
3	A&M-COMMERCE	11/10/23
3	at Georgia	3/3/15
3	at South Carolina	2/4/12
4	ALABAMA	2/23/16
4	COLUMBIA	12/10/14
4	vs. Wisconsin	4/5/14
4	PORTLAND	11/26/11
5	FLORIDA	2/12/22
5	at Notre Dame	12/11/21
5	vs. Mississippi State	3/11/21
5	vs. Georgia	3/9/18
5	vs. Georgia	3/12/16
5	at Vanderbilt	2/27/16
5	ALABAMA	1/31/15

MOST BLOCKS

Blks.	Opp.	Date
18	ST. JOHN'S	12/1/11
15	vs. Stony Brook	3/17/16
14	at Georgia	3/3/10
13	LAMAR	11/24/19
13	vs. UCLA	12/20/14
13	at Ole Miss	1/29/13
13	ARKANSAS	1/17/12
13	vs. Kansas	11/15/11
13	MARIST	11/11/11

FEWEST BLOCKS

Blks.	Opp.	Date
0	at Gonzaga	11/20/22
0	FLORIDA	2/12/22
0	at Kansas	1/29/22
0	at Florida	3/7/20

MOST STEALS

Stls.	Opp.	Date
15	LAFAYETTE	11/16/12
13	NEW MEXICO STATE	11/6/23
13	NORTH FLORIDA	11/26/21
13	OLE MISS	1/2/16
13	vs. UConn	12/9/09
12	vs. Michigan State	11/15/22
12	at Alabama	2/5/22
12	vs. North Carolina	12/22/18
12	NORTH DAKOTA	11/14/18
12	STEPHEN F. AUSTIN	11/11/16
12	BOSTON	11/24/15
12	NORTH CAROLINA	12/13/14
12	PROVIDENCE	11/30/14
12	LIPSCOMB	12/15/12
12	PORTLAND	11/26/11
12	vs. Cornell	3/25/10
12	GEORGIA	1/9/10
12	vs. UNC Asheville	11/30/09

FEWEST STEALS

Stls.	Opp.	Date
0	at Auburn	2/1/20
0	vs. Baylor	12/6/13
1	at Georgia	2/11/23
1	ARKANSAS	2/9/21
1	vs. Duke	11/6/18
1	at West Virginia	1/27/18
1	vs. Michigan State	11/12/13
1	at Robert Morris	3/19/13
1	vs. West Virginia	3/19/11
1	FLORIDA	2/26/11

MOST PERSONAL FOULS

Fls.	Opp.	Date
33	at Kansas	1/30/16
32	at South Carolina	1/16/18
31	at Arkansas	1/14/14
31	at North Carolina	12/14/13
30	vs. North Carolina	12/19/20
29	at Auburn	2/1/20
29	at Missouri	2/3/18
29	at South Carolina	3/1/14

FEWEST PERSONAL FOULS

Fls.	Opp.	Date
5	HIGH POINT	12/31/21
7	DUQUESNE	11/11/22
7	ALABAMA	2/19/22
7	NORTH FLORIDA	11/22/21
7	HARTFORD	12/29/09
8	ROBERT MORRIS	11/12/21
8	MONTANA STATE	11/23/14
8	LAFAYETTE	11/16/12
8	vs. Florida	3/10/12
8	vs. Princeton	3/17/11
8	WINTHROP	12/22/10
8	DREXEL	12/21/09
8	vs. UNC Asheville	11/30/09

KENTUCKY'S 100-POINT GAMES

Points (Score)	Opponent	Date
115 (115-69)	Arizona State	11/28/16
111 (111-76)	UT MARTIN	11/25/16
110 (110-75)	AUBURN	2/21/15
108 (108-58)	MARIST	11/11/11
107 (107-79)	TENNESSEE	1/15/22
107 (107-73)	UIC	11/26/17
106 (106-63)	S. CAROLINA STATE	11/17/22
105 (105-76)	UT ARLINGTON	11/19/13
104 (104-75)	LIU BROOKLYN	11/23/12
104 (104-61)	HARTFORD	12/29/09
103 (103-100)	vs. North Carolina	12/17/16
102 (102-90)	vs. Indiana	3/23/12
102 (102-92)	RIDER	11/21/09
101 (101-70)	CLEVELAND STATE	11/23/16
101 (101-49)	LAFAYETTE	11/16/12
101 (101-70)	ARKANSAS	1/23/10
100 (100-60)	ROBERT MORRIS	11/12/21
100 (100-58)	TEXAS A&M	1/3/17
100 (100-71)	ETSU	3/18/10





2023-24 SEASON/CAREER HIGHS

Points	
Season	18, vs. Kansas (11/14/23)
Career	18, vs. Kansas (11/14/23)
Rebounds	
Season	5, 2x, last A&M-COMM. (11/10/23)
Career	5, 2x, last A&M-COMM. (11/10/23)
Field Goals	
Season	6, 2x, last vs. Kansas (11/14/23)
Career	6, 2x, last vs. Kansas (11/14/23)
Field Goals Attempted	
Season	13, vs. A&M-COMMERCE (11/10/23)
Career	13, vs. A&M-COMMERCE (11/10/23)
3-Point Field Goals	
Season	4, vs. Kansas (11/14/23)
Career	4, vs. Kansas (11/14/23)
3-Point Field Goals Attempted	
Season	6, 2x, last A&M-COMM. (11/10/23)
Career	6, 2x, last A&M-COMM. (11/10/23)
Free Throws	
Season	3, 2x, last A&M-COMM. (11/10/23)
Career	3, 2x, last A&M-COMM. (11/10/23)
Free Throws Attempted	
Season	4, vs. A&M-COMMERCE (11/10/23)
Career	4, vs. A&M-COMMERCE (11/10/23)
Assists	
Season	4, vs. A&M-COMMERCE (11/10/23)
Career	4, vs. A&M-COMMERCE (11/10/23)
Steals	
Season	2, 2x, last vs. Kansas (11/14/23)
Career	2, 2x, last vs. Kansas (11/14/23)
Blocked Shots	
Season	-
Career	-
Minutes Played	
Season	30, vs. A&M-COMMERCE (11/10/23)
Career	30 vs. A&M-COMMERCE (11/10/23)

- Went for 18 points, including 4 of 5 from deep, to go along with three assists, two steals and two boards against Kansas
- Led the Cats with 17 points and added three assists and a pair of steals in the season-opener against New Mexico State
- Averaged 12.0 points and had a team-best 11 assists in the two exhibition games
- Had 16 points on 7-of-11 shooting and added a game-high five assists in UK's exhibition win over Georgetown College
- Averaged 5.5 points and 3.5 assists per game at the GLOBL JAM
- Ranked as high as No. 13 by 247Sports in the 2023 recruiting class
- Averaged 14.7 points and 4.9 assists per game during his senior season with Overtime Elite
- 2021 FIBA Americas U16 Championship MVP, averaging 15.7 points and 6.2 assists in more than 20 minutes per game

Game-By-Game Statistics

Opponent	Date	GS	Min	FG-A	Pct.	3FG-A	Pct.	FT-A	Pct.	Off-Def-Tot	PF	Ast	TO	Blk	Stl	Pts
NEW MEXICO ST.	11/6		19	6-11	.545	2-6	.333	3-3	1.000	0-5-5	2	3	0	0	2	17
A&M-COMMERCE	11/10	*	30	4-13	.308	1-6	.167	3-4	.750	1-4-5	2	4	1	0	1	12
vs. Kansas	11/14		16	6-12	.500	4-5	.800	2-2	1.000	0-2-2	5	3	2	0	2	18

MISCELLANEOUS	2023-24	CAREER*
Dunks	1	1
Double-Figure Scoring Games	3	3
Double-Figure Rebounding Games	0	0
Games With Double-Double	0	0
Games Led UK in Scoring	1	1
Games Led UK in Rebounding	0	0
Games Led UK in Assists	2	2
Games Led UK in Steals	0	0
Games Led UK in Blocks	0	0
Games With 3+ Assists	3	3
Games With 3+ Blocks	0	0
Games With 3+ Steals	0	0
Games With 3+ Three-Pointers	1	1

Career Statistics

Year	GP-GS	Min-Avg	FG-FGA	Pct	3FG-FGA	Pct	FT-FTA	Pct	Off-Def-Tot-Avg	PF-FO	Ast	TO	Blk	Stl	Pts	Avg
2023-24	3-1	65-21.8	16-36	.444	7-17	.412	8-9	.889	1-11-12-4.0	9-1	10	3	0	5	47	15.7
Career	3-1	65-21.8	16-36	.444	7-17	.412	8-9	.889	1-11-12-4.0	9-1	10	3	0	5	47	15.7

1 JUSTIN EDWARDS

Fr. | Guard | 6-8 | 203 | Philadelphia | Imhotep Institute Charter HS



2023-24 SEASON/CAREER HIGHS

Points	
Season	16, vs. A&M-COMMERCE (11/10/23)
Career	16, vs. A&M-COMMERCE (11/10/23)
Rebounds	
Season	7, vs. A&M-COMMERCE (11/10/23)
Career	7, vs. A&M-COMMERCE (11/10/23)
Field Goals	
Season	6, vs. A&M-COMMERCE (11/10/23)
Career	6, vs. A&M-COMMERCE (11/10/23)
Field Goals Attempted	
Season	11, vs. NEW MEXICO ST. (11/6/23)
Career	11, vs. NEW MEXICO ST. (11/6/23)
3-Point Field Goals	
Season	2, vs. NEW MEXICO ST. (11/6/23)
Career	2, vs. NEW MEXICO ST. (11/6/23)
3-Point Field Goals Attempted	
Season	5, vs. NEW MEXICO ST. (11/6/23)
Career	5, vs. NEW MEXICO ST. (11/6/23)
Free Throws	
Season	4, vs. A&M-COMMERCE (11/10/23)
Career	4, vs. A&M-COMMERCE (11/10/23)
Free Throws Attempted	
Season	4, vs. A&M-COMMERCE (11/10/23)
Career	4, vs. A&M-COMMERCE (11/10/23)
Assists	
Season	2, vs. Kansas (11/14/23)
Career	2, vs. Kansas (11/14/23)
Steals	
Season	2, vs. NEW MEXICO ST. (11/6/23)
Career	2, vs. NEW MEXICO ST. (11/6/23)
Blocked Shots	
Season	1, vs. Kansas (11/14/23)
Career	1, vs. Kansas (11/14/23)
Minutes Played	
Season	33, vs. A&M-COMMERCE (11/10/23)
Career	33, vs. A&M-COMMERCE (11/10/23)

MISCELLANEOUS	2023-24	CAREER*
Dunks	2	2
Double-Figure Scoring Games	1	1
Double-Figure Rebounding Games	0	0
Games With Double-Double	0	0
Games Led UK in Scoring	0	0
Games Led UK in Rebounding	0	0
Games Led UK in Assists	0	0
Games Led UK in Steals	0	0
Games Led UK in Blocks	0	0
Games With 3+ Assists	0	0
Games With 3+ Blocks	0	0
Games With 3+ Steals	0	0
Games With 3+ Three-Pointers	0	0

- Named to the preseason All-SEC First Team by the league's media and the second team by the coaches
- A member of the Julius Erving preseason watch list for the nation's best small forward
- Tabbed to both the Naismith Trophy and Wooden Award early season watch lists
- Had 16 points and seven rebounds vs. A&M-Commerce
- Posted 12 points, five boards and a pair of steals in his collegiate debut against New Mexico State
- Averaged 14.5 points, 6.5 boards, 2.3 assists and 1.8 steals per game in the GLOBL JAM
 - Had a game-high 23 points in the championship game against Canada
- Ranked as high as No. 3 overall in the recruiting rankings
- Averaged 17.9 points and 7.5 rebounds per game for nationally ranked Imhotep en route to a state title as a senior
- Mother, Ebony Twiggs, played college basketball at Cheyney University and had a pro career in Portugal. She was also named the MVP of the Philadelphia Public League championship game 23 years before her son was tabbed the MVP of the boy's event

Game-By-Game Statistics

Opponent	Date	GS	Min	FG-A	Pct.	3FG-A	Pct.	FT-A	Pct.	Off-Def-Tot	PF	Ast	TO	Blk	Stl	Pts
NEW MEXICO ST.	11/6	*	28	5-11	.455	2-5	.400	0-0	.000	1-4-5	3	1	3	0	2	12
A&M-COMMERCE	11/10	*	33	6-10	.600	0-3	.000	4-4	1.000	3-4-7	1	1	0	0	0	16
vs. Kansas	11/14	*	29	0-6	.000	0-3	.000	1-2	.600	1-3-4	2	2	2	1	0	1

Career Statistics

Year	GP-GS	Min-Avg	FG-FGA	Pct	3FG-FGA	Pct	FT-FTA	Pct	Off-Def-Tot-Avg	PF-FO	Ast	TO	Blk	Stl	Pts	Avg
2023-24	3-3	90-30.0	11-27	.407	2-11	.182	5-6	.833	5-11-16-5.3	6-0	4	5	1	2	29	9.7
Career	3-3	90-30.0	11-27	.407	2-11	.182	5-6	.833	5-11-16-5.3	6-0	4	5	1	2	29	9.7

3 ADOU THIERO

So. | Guard | 6-8 | 222 | Leetsdale, Pa. | Quaker Valley HS



2023-24 SEASON/CAREER HIGHS		
Points		
Season	16, vs. Kansas (11/14/23)	
Career	16, vs. Kansas (11/14/23)	
Rebounds		
Season	13, vs. Kansas (11/14/23)	
Career	13, vs. Kansas (11/14/23)	
Field Goals		
Season	5, vs. Kansas (11/14/23)	
Career	5, vs. Kansas (11/14/23)	
Field Goals Attempted		
Season	10, vs. Kansas (11/14/23)	
Career	10, vs. Kansas (11/14/23)	
3-Point Field Goals		
Season	1, vs. Kansas (11/14/23)	
Career	1, 4x, last vs. Kansas (11/14/23)	
3-Point Field Goals Attempted		
Season	3, vs. Kansas (11/14/23)	
Career	3, vs. Kansas (11/14/23)	
Free Throws		
Season	5, vs. Kansas (11/14/23)	
Career	5, vs. Kansas (11/14/23)	
Free Throws Attempted		
Season	6, vs. Kansas (11/14/23)	
Career	6, 3x, last vs. Kansas (11/14/23)	
Assists		
Season	1, vs. Kansas (11/14/23)	
Career	2, at Arkansas (3/4/23)	
Steals		
Season	-	
Career	2, at Tennessee (1/14/23)	
Blocked Shots		
Season	1, vs. NEW MEXICO ST. (11/6/23)	
Career	2, NORTH FLORIDA (11/23/22)	
Minutes Played		
Season	31, vs. Kansas (11/14/23)	
Career	31, vs. Kansas (11/14/23)	
MISCELLANEOUS		
	2023-24	CAREER*
Dunks	2	4
Double-Figure Scoring Games	1	1
Double-Figure Rebounding Games	1	1
Games With Double-Double	1	1
Games Led UK in Scoring	0	0
Games Led UK in Rebounding	1	1
Games Led UK in Assists	0	0
Games Led UK in Steals	0	4
Games Led UK in Blocks	0	3
Games With 3+ Assists	0	0
Games With 3+ Blocks	0	0
Games With 3+ Steals	0	0
Games With 3+ Three-Pointers	0	0

- Posted first career double-double with a career highs in points (16) and rebounds (13) in a career-high 31 minutes against No. 1 Kansas
- In his first collegiate start, generated five points and a career-high seven boards vs. New Mexico State
- Averaged 11.5 points and 6.5 rebounds in two exhibition games
- Averaged 7.5 points, 5.8 rebounds and 1.3 blocks per game during the summer's GLOBL JAM
- Notched averages of 2.3 points and 1.9 rebounds per game in 20 appearances as a freshman last year
 - Had season highs of seven points and five rebounds in 24 minutes in a critical road victory at Arkansas
- Averaged 23.3 points, 10.3 rebounds, 5.9 assists, 3.9 steals and 2.3 blocks per game and directed Quaker Valley to a 27-1 record and a 14-0 mark in league play as a senior in high school
- Finished his high school career with 1,624 career points which ranked as the third most in team history
- Father, Almamy, played for John Calipari at Memphis

Game-By-Game Statistics

Opponent	Date	GS	Min	FG-A	Pct.	3FG-A	Pct.	FT-A	Pct.	Off-Def-Tot	PF	Ast	TO	Blk	Stl	Pts
NEW MEXICO ST.	11/6	*	20	1-3	.333	0-1	.000	3-5	.600	1-6-7	2	0	1	1	0	5
A&M-COMMERCE	11/10			DNP - Injury (concussion protocol)												
vs. Kansas	11/14	*	31	5-10	.500	1-3	.333	5-6	.833	6-7-13	2	1	1	0	0	16

Career Statistics

Year	GP-GS	Min-Avg	FG-FGA	Pct	3FG-FGA	Pct	FT-FTA	Pct	Off-Def-Tot-Avg	PF-FO	Ast	TO	Blk	Stl	Pts	Avg
2022-23	20-0	190-9.5	10-29	.345	3-9	.333	23-33	.697	16-21-37-1.9	26-0	8	13	6	9	46	2.3
2023-24	2-2	50-25.1	6-13	.462	1-4	.250	8-11	.727	7-13-20-10.0	4-0	1	2	1	0	21	10.5
Career	22-2	241-10.9	16-42	.381	4-13	.308	31-44	.705	23-34-57-2.6	30-0	9	15	7	9	67	3.0

4 TRE MITCHELL

Gr. | Forward | 6-9 | 231 | Pittsburgh | West Virginia University



2023-24 SEASON/CAREER HIGHS*		
Points		
Season	18, vs. A&M-COMMERCE (11/10/23)	
Career	37, at La Salle (12/15/20)	
Rebounds		
Season	9, vs. NEW MEXICO ST. (11/6/23)	
Career	19, at Fordham (2/22/20)	
Field Goals		
Season	8, vs. A&M-COMMERCE (11/10/23)	
Career	13, 3x, last at La Salle (12/15/20)	
Field Goals Attempted		
Season	11, vs. A&M-COMMERCE (11/10/23)	
Career	22, DAYTON (2/15/20)	
3-Point Field Goals		
Season	1, 2x, last vs. Kansas (11/14/23)	
Career	6, vs. Rhode Island (3/7/20)	
3-Point Field Goals Attempted		
Season	3, vs. NEW MEXICO ST. (11/6/23)	
Career	9, at Fordham (1/17/21)	
Free Throws		
Season	3, 2x, last vs. Kansas (11/14/23)	
Career	10, GEORGE MASON (12/30/20)	
Free Throws Attempted		
Season	7, vs. Kansas (11/14/23)	
Career	14, at La Salle (12/16/20)	
Assists		
Season	5, vs. NEW MEXICO ST. (11/6/23)	
Career	5, 5x, last NEW MEXICO ST. (11/6/23)	
Steals		
Season	3, vs. A&M-COMMERCE (11/10/23)	
Career	4, vs. Texas Tech (3/8/23)	
Blocked Shots		
Season	2, vs. Kansas (11/14/23)	
Career	3, 6x, last at TCU (1/31/23)	
Minutes Played		
Season	39, vs. Kansas (11/14/23)	
Career	42, 2x, last vs. GEORGE MASON (12/30/20)	
MISCELLANEOUS 2023-24 CAREER		
Dunks	2	36
Double-Figure Scoring Games	1	72
Double-Figure Rebounding Games	0	11
Games With Double-Double	0	11
Games Led Team in Scoring	0	34
Games Led Team in Rebounding	2	40
Games Led Team in Assists	2	15
Games Led Team in Steals	1	23
Games Led Team in Blocks	1	47
Games With 3+ Assists	2	25
Games With 3+ Blocks	0	6
Games With 3+ Steals	1	6
Games With 3+ Three-Pointers	0	9
*includes WVU/UT/UMass statistics		

- Totaled eight points, six boards, three assists, two steals and two blocks against Kansas
- Notched 18 points, eight rebounds and a team-high three steals in the win over A&M-Commerce
- Had nine points and team highs in rebounds (9) and assists (5) in win over New Mexico State
- Averaged 18.5 points and a team-high 9.5 boards in the two exhibition wins
 - Made 7 of 10 from 3-point range
- Totaled 14.5 points and 7.8 rebounds per game at the GLOBL JAM
 - Connected on 44.4% of 3-point field-goal attempts and averaged two makes per game
- Graduate student who has amassed more than 1,300 career points and more than 550 career rebounds
- Averaged 11.7 points and 5.5 rebounds per game, while making 32 starts at West Virginia a season ago
- A-10 First-Team player as a sophomore where he averaged a team-best 18.8 points and 7.2 rebounds at UMass
- Was the A-10 Rookie of the Year as a freshman with the Minutemen averaging 17.7 points and 7.2 rebounds per game

Game-By-Game Statistics

Opponent	Date	GS	Min	FG-A	Pct.	3FG-A	Pct.	FT-A	Pct.	Off-Def-Tot	PF	Ast	TO	Blk	Stl	Pts
NEW MEXICO ST.	11/6	*	35	3-8	.375	0-3	.000	3-4	.750	3-6-9	1	5	0	0	1	9
A&M-COMMERCE	11/10	*	32	8-11	.727	1-2	.500	1-1	1.000	2-6-8	0	1	0	1	3	18
vs. Kansas	11/14	*	39	2-4	.500	1-1	1.000	3-7	.429	2-4-6	4	3	0	2	2	8

Career Statistics

Year	GP-GS	Min-Avg	FG-FGA	Pct	3FG-FGA	Pct	FT-FTA	Pct	Off-Def-Tot-Avg	PF-FO	Ast	TO	Blk	Stl	Pts	Avg
2019-20	31-31	955-30.8	206-428	.481	37-112	.330	99-136	.728	45-177-222-7.2	93-3	58	101	32	31	548	17.7
2020-21	13-12	419-32.2	83-160	.519	15-40	.375	63-82	.768	18-75-93-7.2	35-0	29	28	20	16	244	18.8
2021-22	24-17	447-18.6	77-161	.478	15-46	.326	40-50	.800	30-65-95-4.0	41-0	32	35	16	17	209	8.7
2022-23	34-32	1019-30.0	143-304	.470	36-99	.364	75-95	.789	45-142-187-5.5	91-2	61	73	21	28	397	11.7
2023-24	3-3	106-35.5	13-23	.565	2-6	.333	7-12	.583	7-16-23-7.7	5-0	9	0	3	6	35	11.7
TOTAL	105-95	2951-28.1	522-1076	.485	105-303	.347	284-375	.757	145-475-620-5.9	265-5	189	237	92	98	1433	13.6

12 ANTONIO REEVES

Sr. | Guard | 6-6 | 195 | Chicago | Illinois State University



2023-24 SEASON/CAREER HIGHS*	
Points	
Season	24, vs. Kansas (11/14/23)
Career	37, at Arkansas (3/4/23)
Rebounds	
Season	8, vs. Kansas (11/14/23)
Career	10, UTSA (12/21/21)
Field Goals	
Season	8, vs. A&M-COMMERCE (11/10/23)
Career	13, VALPARAISO (2/9/22)
Field Goals Attempted	
Season	25, vs. Kansas (11/14/23)
Career	25, vs. Kansas (11/14/23)
3-Point Field Goals	
Season	5, vs. A&M-COMMERCE (11/10/23)
Career	6, 3x, last at Ole Miss (1/31/23)
3-Point Field Goals Attempted	
Season	17, vs. Kansas (11/14/23)
Career	17, vs. Kansas (11/14/23)
Free Throws	
Season	7, vs. Kansas (11/14/23)
Career	11, at Arkansas (3/4/23)
Free Throws Attempted	
Season	7, vs. Kansas (11/14/23)
Career	11, at Arkansas (3/4/23)
Assists	
Season	2, vs. A&M-COMMERCE (11/10/23)
Career	5, 2x, last vs. SOUTHERN ILLINOIS (2/5/22)
Steals	
Season	2, vs. NEW MEXICO ST. (11/6/23)
Career	3, 5x, last vs. LOYOLA CHICAGO (2/21/22)
Blocked Shots	
Season	-
Career	3, 2x, last vs. UNI (3/4/22)
Minutes Played	
Season	35, vs. NEW MEXICO ST. (11/6/23)
Career	46, at Eastern Michigan (11/12/21)
MISCELLANEOUS 2023-24 CAREER	
Dunks	0 18
Double-Figure	
Scoring Games	3 89
Double-Figure	
Rebounding Games	0 1
Games With	
Double-Double	0 1
Games Led Team	
in Scoring	2 49
Games Led Team	
in Rebounding	0 6
Games Led Team	
in Assists	0 8
Games Led Team	
in Steals	0 22
Games Led Team	
in Blocks	0 6
Games With	
3+ Assists	0 17
Games With	
3+ Blocks	0 1
Games With	
3+ Steals	0 5
Games With	
3+ Three-Pointers	2 38
<i>*includes Illinois State statistics</i>	

- Tabbed to the Jerry West Award preseason watch list for the nation's best shooting guard
- Was a preseason pick on the All-SEC Second Team by the media and a first-team selection by the leagues coaches
- Scored a team-high 24 points while pulling down eight boards vs. Kansas
- Drained five 3-pointers en route to a team-best 21 points while adding six boards in the win over A&M-Commerce
- Averaged a team-high 19.0 points in the two exhibition wins
 - Shot 50% from 3-point range (6-12)
- Was the Co-Sixth Man of the Year in the SEC a season ago
- UK's returning leader in points per game (14.4), 3-pointers made (80), 3-point field-goal percentage (39.8%) and free-throw percentage (78.3%)
- Named the MVP of the GLOBL JAM after leading the Cats in scoring at 23 points per game
 - Made 4.5 3-pointers per game and connected at a 56.3% clip

Game-By-Game Statistics

Opponent	Date	GS	Min	FG-A	Pct.	3FG-A	Pct.	FT-A	Pct.	Off-Def-Tot	PF	Ast	TO	Blk	Stl	Pts
NEW MEXICO ST.	11/6	*	35	4-10	.400	2-6	.333	1-2	.500	0-2-2	0	1	1	0	2	11
A&M-COMMERCE	11/10	*	29	8-14	.571	5-8	.625	0-0	.000	0-6-6	2	2	0	0	0	21
vs. Kansas	11/14	*	34	7-25	.280	3-17	.176	7-7	1.000	3-5-8	2	1	1	0	0	24

Career Statistics

Year	GP-GS	Min-Avg	FG-FGA	Pct	3FG-FGA	Pct	FT-FTA	Pct	Off-Def-Tot-Avg	PF-FO	Ast	TO	Blk	Stl	Pts	Avg
2019-20	31-3	693-22.4	81-211	.384	33-105	.314	27-41	.659	15-61-76-2.5	38-0	22	30	2	20	222	7.2
2020-21	25-24	751-30.0	110-259	.425	33-108	.306	58-76	.763	19-63-82-3.3	36-0	36	45	6	9	311	12.4
2021-22	33-33	1151-34.9	237-505	.469	76-195	.390	112-137	.818	19-98-117-3.5	59-2	60	77	15	36	662	20.1
2022-23	34-14	948-27.9	168-404	.416	80-201	.398	72-92	.783	13-59-72-2.1	70-1	37	50	6	14	488	14.4
2023-24	3-3	98-32.7	19-49	.388	10-31	.323	8-9	.889	3-13-16-5.3	4-0	4	2	0	2	56	18.7
TOTAL	126-77	3641-28.9	615-1428	.431	232-640	.363	277-355	.780	69-294-363-2.9	207-3	159	204	29	81	1739	13.8

14 BRENNAN CANADA

Gr. | Forward | 6-5 | 200 | Mt. Sterling, Ky. | George Rogers Clark HS



2023-24 SEASON/CAREER HIGHS

Points	
Season	-
Career	3, S. CAROLINA ST. (11/17/22)
Rebounds	
Season	1, vs. NEW MEXICO ST. (11/6/23)
Career	1, 3x, last NEW MEXICO ST. (11/6/23)
Field Goals	
Season	-
Career	1, 4x, last S. CAROLINA ST. (11/17/22)
Field Goals Attempted	
Season	-
Career	2, WESTERN KENTUCKY (12/22/21)
3-Point Field Goals	
Season	-
Career	1, S. CAROLINA ST. (11/17/22)
3-Point Field Goals Attempted	
Season	-
Career	1, 3x, last N. FLORIDA (11/23/22)
Free Throws	
Season	-
Career	-
Free Throws Attempted	
Season	-
Career	-
Assists	
Season	1, vs. NEW MEXICO ST. (11/6/23)
Career	1, 2x, last NEW MEXICO ST. (11/6/23)
Steals	
Season	-
Career	1, SOUTH CAROLINA (3/6/21)
Blocked Shots	
Season	-
Career	1, TENNESSEE (1/15/22)
Minutes Played	
Season	1, vs. NEW MEXICO ST. (11/6/23)
Career	3, HIGH POINT (12/31/21)

- Had a rebound and an assist in the win over New Mexico State
- Graduate student with veteran presence on UK's young roster. Played 39 minutes in the Blue-White game, scoring five points
- Made his first career start last season on Senior Day against Vanderbilt
- Graduated with a degree in communication and is now pursuing a graduate degree in sport, fitness and recreation management
- Inducted into UK's Frank G. Ham Society of Character which honors student-athletes who have shown an extraordinary commitment to academic excellence, athletic participation, personal development, career preparation and serving as a role model

Game-By-Game Statistics

Opponent	Date	GS	Min	FG-A	Pct.	3FG-A	Pct.	FT-A	Pct.	Off-Def-Tot	PF	Ast	TO	Blk	Stl	Pts
NEW MEXICO ST.	11/6	1	0-0	.000	0-0	.000	0-0	.000	0-1-1	0	1	0	0	0	0	0
A&M-COMMERCE	11/10	DNP - Coaches' Decision														
vs. Kansas	11/14	DNP - Coaches' Decision														

MISCELLANEOUS 2023-24 CAREER

Dunks	0	0
Double-Figure Scoring Games	0	0
Double-Figure Rebounding Games	0	0
Games With Double-Double	0	0
Games Led UK in Scoring	0	0
Games Led UK in Rebounding	0	0
Games Led UK in Assists	0	0
Games Led UK in Steals	0	0
Games Led UK in Blocks	0	1
Games With 3+ Assists	0	0
Games With 3+ Blocks	0	0
Games With 3+ Steals	0	0
Games With 3+ Three-Pointers	0	0

Career Statistics

Year	GP-GS	Min-Avg	FG-FGA	Pct	3FG-FGA	Pct	FT-FTA	Pct	Off-Def-Tot-Avg	PF-FO	Ast	TO	Blk	Stl	Pts	Avg
2019-20	4-0	3-0.8	0-0	.000	0-0	.000	0-0	.000	0-0-0-0.0	0-0	0	1	0	0	0	0.0
2020-21	2-0	3-1.5	0-0	.000	0-0	.000	0-0	.000	0-0-0-0.0	0-0	0	2	0	1	0	0.0
2021-22	9-0	13-1.4	3-4	.750	0-1	.000	0-0	.000	1-0-1-0.1	0-0	1	0	1	0	6	0.7
2022-23	5-1	9-1.8	1-3	.333	1-3	.333	0-0	.000	0-1-1-0.2	0-0	0	0	0	0	3	0.6
2023-24	1-0	1-1.0	0-0	.000	0-0	.000	0-0	.000	0-1-1-1.0	0-0	1	0	0	0	0	0.0
TOTAL	21-1	28-1.3	4-7	.571	1-4	.250	0-0	.000	1-2-3-0.1	0-0	2	3	1	1	9	0.4

15 REED SHEPPARD

Fr. | Guard | 6-3 | 187 | London, Ky. | North Laurel HS



2023-24 SEASON/CAREER HIGHS

Points	
Season	13, vs. Kansas (11/14/23)
Career	13, vs. Kansas (11/14/23)
Rebounds	
Season	5, vs. NEW MEXICO ST. (11/6/23)
Career	5, vs. NEW MEXICO ST. (11/6/23)
Field Goals	
Season	4, 2x, last vs. Kansas (11/14/23)
Career	4, 2x, last vs. Kansas (11/14/23)
Field Goals Attempted	
Season	6, vs. NEW MEXICO ST. (11/6/23)
Career	6, vs. NEW MEXICO ST. (11/6/23)
3-Point Field Goals	
Season	3, 3x, last vs. Kansas (11/14/23)
Career	3, 3x, last vs. Kansas (11/14/23)
3-Point Field Goals Attempted	
Season	4, vs. Kansas (11/14/23)
Career	4, vs. Kansas (11/14/23)
Free Throws	
Season	3, vs. NEW MEXICO ST. (11/6/23)
Career	3, vs. NEW MEXICO ST. (11/6/23)
Free Throws Attempted	
Season	3, vs. NEW MEXICO ST. (11/6/23)
Career	3, vs. NEW MEXICO ST. (11/6/23)
Assists	
Season	2, vs. NEW MEXICO ST. (11/6/23)
Career	2, vs. NEW MEXICO ST. (11/6/23)
Steals	
Season	4, vs. Kansas (11/14/23)
Career	4, vs. Kansas (11/14/23)
Blocked Shots	
Season	2, 2x, last A&M-COMM. (11/10/23)
Career	2, 2x, last A&M-COMM. (11/10/23)
Minutes Played	
Season	29, vs. A&M-COMMERCE (11/10/23)
Career	29, vs. A&M-COMMERCE (11/10/23)

- Totaled 13 points and a game-high four steals against No. 1 Kansas
- UK was plus-23 with him on the floor in the win over A&M-Commerce. He contributed team highs in steals (3) and blocks (2)
- Provided a spark in an all-around effort in the win over New Mexico State. Contributed 12 points, five rebounds, two blocks, two steals and two assists in 21 minutes
- Averaged 8.5 points, 5.8 assists, 2.8 rebounds, 1.8 steals and 1.3 blocks per game during the GLOBL JAM
- Mr. Kentucky Basketball in 2023 and finished high school career with 3,727 career points
- Ranked as high as No. 22 overall in the 2023 class by ESPN
- McDonald's All American and helped Team Ohio to win Junior International Championship in Italy and earned MVP honors after scoring 26 points in the title game
- Father, Jeff, was a two-time national champion and MVP of the '98 Final Four at Kentucky and mother, Stacey, was a 1,000-point scorer for the UK women's basketball team

Game-By-Game Statistics

Opponent	Date	GS	Min	FG-A	Pct.	3FG-A	Pct.	FT-A	Pct.	Off-Def-Tot	PF	Ast	TO	Blk	Stl	Pts
NEW MEXICO ST.	11/6		21	4-6	.667	1-2	.500	3-3	1.000	0-5-5	1	2	0	2	2	12
A&M-COMMERCE	11/10		29	1-5	.200	1-3	.333	0-0	.000	0-3-3	1	1	1	2	3	3
vs. Kansas	11/14		16	4-5	.800	3-4	.750	2-2	1.000	0-0-0	3	1	2	0	4	13

MISCELLANEOUS	2023-24	CAREER*
Dunks	1	1
Double-Figure Scoring Games	2	2
Double-Figure Rebounding Games	0	0
Games With Double-Double	0	0
Games Led UK in Scoring	0	0
Games Led UK in Rebounding	0	0
Games Led UK in Assists	0	0
Games Led UK in Steals	2	2
Games Led UK in Blocks	2	2
Games With 3+ Assists	0	0
Games With 3+ Blocks	0	0
Games With 3+ Steals	2	2
Games With 3+ Three-Pointers	1	1

Career Statistics

Year	GP-GS	Min-Avg	FG-FGA	Pct	3FG-FGA	Pct	FT-FTA	Pct	Off-Def-Tot-Avg	PF-FO	Ast	TO	Blk	Stl	Pts	Avg
2023-24	3-0	65-21.8	9-16	.563	5-9	.556	5-5	1.000	0-8-8-2.7	5-0	4	3	4	9	28	9.3
Career	3-0	65-21.8	9-16	.563	5-9	.556	5-5	1.000	0-8-8-2.7	5-0	4	3	4	9	28	9.3

20

JOEY HART

Fr. | Guard | 6-5 | 203 | Linton, Ind. | Linton-Stockton HS



2023-24 SEASON/CAREER HIGHS

Points
Season -
Career -
Rebounds
Season -
Career -
Field Goals
Season -
Career -
Field Goals Attempted
Season -
Career -
3-Point Field Goals
Season -
Career -
3-Point Field Goals Attempted
Season -
Career -
Free Throws
Season -
Career -
Free Throws Attempted
Season -
Career -
Assists
Season -
Career -
Steals
Season -
Career -
Blocked Shots
Season -
Career -
Minutes Played
Season 1, vs. NEW MEXICO ST. (11/6/23)
Career 1, vs. NEW MEXICO ST. (11/6/23)

- Made his collegiate debut against New Mexico State
- Saw action in both exhibition victories, playing seven total minutes
- Tallied six points and three assists in the Blue-White Game
- Won the Big Blue Madness dunk contest
- Averaged 23.6 points and shot better than 40% from 3-point range as a senior
- While playing on the Under Armour grassroots circuit prior to his senior season, the three-star prospect shot 45% from deep, averaging 19.8 points per contest

Game-By-Game Statistics

Opponent	Date	GS	Min	FG-A	Pct.	3FG-A	Pct.	FT-A	Pct.	Off-Def-Tot	PF	Ast	TO	Blk	Stl	Pts
NEW MEXICO ST.	11/6	1	0-0	.000	0-0	.000	0-0	.000	0-0-0	0	0	0	0	0	0	0
A&M-COMMERCE	11/10	DNP - Coaches' Decision														
vs. Kansas	11/14	DNP - Coaches' Decision														

MISCELLANEOUS

	2023-24	CAREER*
Dunks	0	0
Double-Figure Scoring Games	0	0
Double-Figure Rebounding Games	0	0
Games With Double-Double	0	0
Games Led UK in Scoring	0	0
Games Led UK in Rebounding	0	0
Games Led UK in Assists	0	0
Games Led UK in Steals	0	0
Games Led UK in Blocks	0	0
Games With 3+ Assists	0	0
Games With 3+ Blocks	0	0
Games With 3+ Steals	0	0
Games With 3+ Three-Pointers	0	0

Career Statistics

Year	GP-GS	Min-Avg	FG-FGA	Pct	3FG-FGA	Pct	FT-FTA	Pct	Off-Def-Tot-Avg	PF-FO	Ast	TO	Blk	Stl	Pts	Avg
2023-24	1-0	1-1.0	0-0	.000	0-0	.000	0-0	.000	0-0-0-0.0	0-0	0	0	0	0	0	0.0
Career	1-0	1-1.0	0-0	.000	0-0	.000	0-0	.000	0-0-0-0.0	0-0	0	0	0	0	0	0.0

21 D.J. WAGNER

Fr. | Guard | 6-4 | 192 | Camden, N.J. | Camden HS



2023-24 SEASON/CAREER HIGHS

Points	
Season	13, vs. NEW MEXICO ST. (11/6/23)
Career	13, vs. NEW MEXICO ST. (11/6/23)
Rebounds	
Season	2, 2x, last vs. Kansas (11/14/23)
Career	2, 2x, last vs. Kansas (11/14/23)
Field Goals	
Season	6, vs. NEW MEXICO ST. (11/6/23)
Career	6, vs. NEW MEXICO ST. (11/6/23)
Field Goals Attempted	
Season	13, 2x, last A&M-COMM. (11/10/23)
Career	13, 2x, last A&M-COMM. (11/10/23)
3-Point Field Goals	
Season	1, vs. NEW MEXICO ST. (11/6/23)
Career	1, vs. NEW MEXICO ST. (11/6/23)
3-Point Field Goals Attempted	
Season	5, vs. NEW MEXICO ST. (11/6/23)
Career	5, vs. NEW MEXICO ST. (11/6/23)
Free Throws	
Season	2, vs. Kansas (11/14/23)
Career	2, vs. Kansas (11/14/23)
Free Throws Attempted	
Season	4, vs. Kansas (11/14/23)
Career	4, vs. Kansas (11/14/23)
Assists	
Season	4, vs. NEW MEXICO ST. (11/6/23)
Career	4, vs. NEW MEXICO ST. (11/6/23)
Steals	
Season	3, vs. NEW MEXICO ST. (11/6/23)
Career	3, vs. NEW MEXICO ST. (11/6/23)
Blocked Shots	
Season	-
Career	-
Minutes Played	
Season	32, vs. A&M-COMMERCE (11/10/23)
Career	32, vs. A&M-COMMERCE (11/10/23)

- On the Bob Cousy Award preseason watch list for the nation's best point guard
- Logged 13 points, four assists and a team-high three steals in the win over New Mexico State
- Had 12 points, a team-best seven assists and two steals in the exhibition win over Kentucky State
- Averaged 14.0 points, 4.8 assists, 3.0 rebounds and 1.3 steals per game at the GLOBL JAM
- Rated as high as No. 4 overall by both ESPN and 247Sports
- McDonald's All American Game and Jordan Brand Classic MVP
- Three-time Gatorade New Jersey Player of the Year
- Iverson Classic National High School Player of the Year
- Stephen Jackson Community Leadership Award winner
- Father, Dajuan, played for John Calipari at Memphis and was later drafted by the Cleveland Cavaliers
- Brother, Kareem Watkins, is also on UK's roster

Game-By-Game Statistics

Opponent	Date	GS	Min	FG-A	Pct.	3FG-A	Pct.	FT-A	Pct.	Off-Def-Tot	PF	Ast	TO	Blk	Stl	Pts
NEW MEXICO ST.	11/6	*	27	6-13	.462	1-5	.200	0-1	.000	0-2-2	1	4	1	0	3	13
A&M-COMMERCE	11/10	*	32	5-13	.385	0-1	.000	1-1	1.000	0-0-0	0	3	1	0	1	11
vs. Kansas	11/14	*	25	1-12	.083	0-3	.000	2-4	.500	0-2-2	2	1	0	0	1	4

MISCELLANEOUS	2023-24	CAREER*
Dunks	0	0
Double-Figure Scoring Games	2	2
Double-Figure Rebounding Games	0	0
Games With Double-Double	0	0
Games Led UK in Scoring	0	0
Games Led UK in Rebounding	0	0
Games Led UK in Assists	0	0
Games Led UK in Steals	1	1
Games Led UK in Blocks	0	0
Games With 3+ Assists	2	2
Games With 3+ Blocks	0	0
Games With 3+ Steals	1	1
Games With 3+ Three-Pointers	0	0

Career Statistics

Year	GP-GS	Min-Avg	FG-FGA	Pct	3FG-FGA	Pct	FT-FTA	Pct	Off-Def-Tot-Avg	PF-FO	Ast	TO	Blk	Stl	Pts	Avg
2023-24	3-3	84-28.0	12-38	.316	1-9	.111	3-6	.500	0-4-4-1.3	3-0	8	2	0	5	28	9.3
Career	3-3	84-28.0	12-38	.316	1-9	.111	3-6	.500	0-4-4-1.3	3-0	8	2	0	5	28	9.3

22 WALKER HORN

So. | Guard | 6-3 | 190 | Austin, Texas | Westlake HS



2023-24 SEASON/CAREER HIGHS

Points	
Season	-
Career	-
Rebounds	
Season	-
Career	1, S. CAROLINA ST. (11/17/22)
Field Goals	
Season	-
Career	-
Field Goals Attempted	
Season	-
Career	1, NORTH FLORIDA (11/23/22)
3-Point Field Goals	
Season	-
Career	-
3-Point Field Goals Attempted	
Season	-
Career	1, NORTH FLORIDA (11/23/22)
Free Throws	
Season	-
Career	-
Free Throws Attempted	
Season	-
Career	-
Assists	
Season	-
Career	1, S. CAROLINA ST. (11/17/22)
Steals	
Season	-
Career	-
Blocked Shots	
Season	-
Career	-
Minutes Played	
Season	1, vs. NEW MEXICO ST. (11/6/23)
Career	2, 4x, last AUBURN (2/25/23)

- Played one minute of the win over New Mexico State
- Appeared in four games as a freshman
- Son of Darrin Horn, the current head men's basketball coach at Northern Kentucky University
- State semifinalist at Westlake as a senior and the team had a 38-2 record
- Averaged 9.3 points, 5.2 assists and 2.4 rebounds as a senior
- Graduated cum laude and was a recipient of a Kentucky Provost Academic Scholarship

Game-By-Game Statistics

Opponent	Date	GS	Min	FG-A	Pct.	3FG-A	Pct.	FT-A	Pct.	Off-Def-Tot	PF	Ast	TO	Blk	Stl	Pts
NEW MEXICO ST.	11/6	1		0-0	.000	0-0	.000	0-0	.000	0-0-0	0	0	0	0	0	0
A&M-COMMERCE	11/10	DNP - Coaches' Decision														
vs. Kansas	11/14	DNP - Coaches' Decision														

MISCELLANEOUS	2023-24	CAREER*
Dunks	0	0
Double-Figure Scoring Games	0	0
Double-Figure Rebounding Games	0	0
Games With Double-Double	0	0
Games Led UK in Scoring	0	0
Games Led UK in Rebounding	0	0
Games Led UK in Assists	0	0
Games Led UK in Steals	0	0
Games Led UK in Blocks	0	0
Games With 3+ Assists	0	0
Games With 3+ Blocks	0	0
Games With 3+ Steals	0	0
Games With 3+ Three-Pointers	0	0

Career Statistics

Year	GP-GS	Min-Avg	FG-FGA	Pct	3FG-FGA	Pct	FT-FTA	Pct	Off-Def-Tot-Avg	PF-FO	Ast	TO	Blk	Stl	Pts	Avg
2022-23	4-0	8-2.0	0-1	.000	0-1	.000	0-0	.000	0-1-1-0.3	1-0	1	4	0	0	0	0.0
2023-24	1-0	1-1.0	0-0	.000	0-0	.000	0-0	.000	0-0-0-0.0	0-0	0	0	0	0	0	0.0
TOTAL	5-0	9-1.8	0-1	.000	0-1	.000	0-0	.000	0-1-1-0.2	1-0	1	4	0	0	0	0.0

23 JORDAN BURKS

Fr. | Forward | 6-8 | 202 | Decatur, Ala. | Overtime Elite



2023-24 SEASON/CAREER HIGHS

Points		
Season	7, vs. NEW MEXICO ST. (11/6/23)	
Career	7, vs. NEW MEXICO ST. (11/6/23)	
Rebounds		
Season	5, vs. A&M-COMMERCE (11/10/23)	
Career	5, vs. A&M-COMMERCE (11/10/23)	
Field Goals		
Season	3, vs. NEW MEXICO ST. (11/6/23)	
Career	3, vs. NEW MEXICO ST. (11/6/23)	
Field Goals Attempted		
Season	3, vs. NEW MEXICO ST. (11/6/23)	
Career	3, vs. NEW MEXICO ST. (11/6/23)	
3-Point Field Goals		
Season	1, vs. NEW MEXICO ST. (11/6/23)	
Career	1, vs. NEW MEXICO ST. (11/6/23)	
3-Point Field Goals Attempted		
Season	2, vs. Kansas (11/14/23)	
Career	2, vs. Kansas (11/14/23)	
Free Throws		
Season	-	
Career	-	
Free Throws Attempted		
Season	1, vs. NEW MEXICO ST. (11/6/23)	
Career	1, vs. NEW MEXICO ST. (11/6/23)	
Assists		
Season	2, vs. Kansas (11/14/23)	
Career	2, vs. Kansas (11/14/23)	
Steals		
Season	1, vs. NEW MEXICO ST. (11/6/23)	
Career	1, vs. NEW MEXICO ST. (11/6/23)	
Blocked Shots		
Season	-	
Career	-	
Minutes Played		
Season	15, vs. A&M-COMMERCE (11/10/23)	
Career	15, vs. A&M-COMMERCE (11/10/23)	

- Pulled down four boards while handing out two assists as UK was plus-19 with him on the floor against No. 1 Kansas
- Chipped in with seven points, three rebounds and a steal in 12 minutes off the bench in the win over New Mexico State
- Averaged 5.0 points and 4.5 rebounds in 17.5 minutes per game in the two exhibitions
- Posted 20 points and added five rebounds in the Blue-White Game
- Notched averages of 4.3 points and 3.8 rebounds per game at the GLOBAL JAM playing in an undersized backup center role
- An explosive scorer at Overtime Elite and led the league with 27.1 points per game in 2022-23. Also contributed 7.5 rebounds, 2.9 assists and 1.4 steals per game
- Scored 20 or more points in all but one game and had a season high of 42 against OTE competition

Game-By-Game Statistics

Opponent	Date	GS	Min	FG-A	Pct.	3FG-A	Pct.	FT-A	Pct.	Off-Def-Tot	PF	Ast	TO	Blk	Stl	Pts
NEW MEXICO ST.	11/6	12	3-3	1.000	1-1	1.000	0-1	.000	3-0-3	1	0	0	0	0	1	7
A&M-COMMERCE	11/10	15	0-1	.000	0-0	.000	0-0	.000	2-3-5	4	0	0	0	0	0	0
vs. Kansas	11/14	10	0-2	.000	0-2	.000	0-0	.000	1-3-4	2	2	0	0	0	0	0

MISCELLANEOUS

	2023-24	CAREER*
Dunks	1	1
Double-Figure Scoring Games	0	0
Double-Figure Rebounding Games	0	0
Games With Double-Double	0	0
Games Led UK in Scoring	0	0
Games Led UK in Rebounding	0	0
Games Led UK in Assists	0	0
Games Led UK in Steals	0	0
Games Led UK in Blocks	0	0
Games With 3+ Assists	0	0
Games With 3+ Blocks	0	0
Games With 3+ Steals	0	0
Games With 3+ Three-Pointers	0	0

Career Statistics

Year	GP-GS	Min-Avg	FG-FGA	Pct	3FG-FGA	Pct	FT-FTA	Pct	Off-Def-Tot-Avg	PF-FO	Ast	TO	Blk	Stl	Pts	Avg
2023-24	3-0	37-12.4	3-6	.500	1-3	.333	0-1	.000	6-6-12-4.0	7-0	2	0	0	1	7	2.3
Career	3-0	37-12.4	3-6	.500	1-3	.333	0-1	.000	6-6-12-4.0	7-0	2	0	0	1	7	2.3

25 KAREEM WATKINS

Sr. | Guard | 5-8 | 175 | Camden, N.J. | Kingsway Regional HS



2023-24 SEASON/CAREER HIGHS

Season	-
Career	-
Rebounds	
Season	-
Career	1, 3x, last CENTRAL MICH. (11/29/21)
Field Goals	
Season	-
Career	-
Field Goals Attempted	
Season	-
Career	1, 2x, last AUBURN (2/25/23)
3-Point Field Goals	
Season	-
Career	-
3-Point Field Goals Attempted	
Season	-
Career	1, AUBURN (2/25/23)
Free Throws	
Season	-
Career	-
Free Throws Attempted	
Season	-
Career	-
Assists	
Season	-
Career	1, 3x, last N. FLORIDA (11/23/22)
Steals	
Season	-
Career	1, 2x, last HIGH POINT (12/31/21)
Blocked Shots	
Season	-
Career	-
Minutes Played	
Season	1, vs. NEW MEXICO ST. (11/6/23)
Career	3, HIGH POINT (12/31/21)

- Saw action in the win over New Mexico State
- Has appeared in 15 career games
- Appeared in all 26 games for Kingsway Regional during his senior season
- Averaged 8.7 points per game and notched 11 double-figure scoring efforts
- Stepfather, Dajuan, played for John Calipari at Memphis
- Brother, D.J., is also on UK's roster

Game-By-Game Statistics

Opponent	Date	GS	Min	FG-A	Pct.	3FG-A	Pct.	FT-A	Pct.	Off-Def-Tot	PF	Ast	TO	Blk	Stl	Pts
NEW MEXICO ST.	11/6	1		0-0	.000	0-0	.000	0-0	.000	0-0-0	0	0	0	0	0	0
A&M-COMMERCE	11/10	DNP - Coaches' Decision														
vs. Kansas	11/14	DNP - Coaches' Decision														

MISCELLANEOUS 2023-24 CAREER

Dunks	0	0
Double-Figure Scoring Games	0	0
Double-Figure Rebounding Games	0	0
Games With Double-Double	0	0
Games Led UK in Scoring	0	0
Games Led UK in Rebounding	0	0
Games Led UK in Assists	0	0
Games Led UK in Steals	0	0
Games Led UK in Blocks	0	0
Games With 3+ Assists	0	0
Games With 3+ Blocks	0	0
Games With 3+ Steals	0	0
Games With 3+ Three-Pointers	0	0

Career Statistics

Year	GP-GS	Min-Avg	FG-FGA	Pct	3FG-FGA	Pct	FT-FTA	Pct	Off-Def-Tot-Avg	PF-FO	Ast	TO	Blk	Stl	Pts	Avg
2020-21	1-0	2-2.0	0-0	.000	0-0	.000	0-0	.000	0-0-0-0.0	0-0	0	0	0	0	0	0.0
2021-22	9-0	13-1.4	0-1	.000	0-0	.000	0-0	.000	1-2-3-0.3	2-0	2	3	0	2	0	0.0
2022-23	4-0	8-2.0	0-1	.000	0-1	.000	0-0	.000	0-0-0-0.0	0-0	1	1	0	0	0	0.0
2023-24	1-0	1-1.0	0-0	.000	0-0	.000	0-0	.000	0-0-0-0.0	0-0	0	0	0	0	0	0.0
TOTAL	15-0	23-1.5	0-2	.000	0-1	.000	0-0	.000	1-2-3-0.2	2-0	3	4	0	2	0	0.0



UGONNA ONYENSO

So. | Forward | 7-0 | 247 | Owerri, Imo State, Nigeria | Putnam Science Acad.



2023-24 SEASON/CAREER HIGHS

Points		
Season	-	
Career	9, DUQUESNE (11/11/22)	
Rebounds		
Season	-	
Career	10, 2x, last N. FLORIDA (11/23/22)	
Field Goals		
Season	-	
Career	4, DUQUESNE (11/11/22)	
Field Goals Attempted		
Season	-	
Career	7, 2x, last N. FLORIDA (11/23/22)	
3-Point Field Goals		
Season	-	
Career	-	
3-Point Field Goals Attempted		
Season	-	
Career	-	
Free Throws		
Season	-	
Career	2, vs. Michigan (12/4/22)	
Free Throws Attempted		
Season	-	
Career	2, 3x, last vs. Michigan (12/4/22)	
Assists		
Season	-	
Career	1, 2x, last DUQUESNE (11/11/22)	
Steals		
Season	-	
Career	1, 3x, last AUBURN (2/25/23)	
Blocked Shots		
Season	-	
Career	4, HOWARD (11/7/22)	
Minutes Played		
Season	-	
Career	20, HOWARD (11/7/22)	
MISCELLANEOUS		
	2023-24	CAREER*
Dunks	0	4
Double-Figure Scoring Games	0	0
Double-Figure Rebounding Games	0	2
Games With Double-Double	0	0
Games Led UK in Scoring	0	0
Games Led UK in Rebounding	0	1
Games Led UK in Assists	0	0
Games Led UK in Steals	0	0
Games Led UK in Blocks	0	4
Games With 3+ Assists	0	0
Games With 3+ Blocks	0	4
Games With 3+ Steals	0	0
Games With 3+ Three-Pointers	0	0

- Out with a foot injury
- Averaged 2.5 points and 2.6 rebounds in 16 appearances as a freshman a year ago
- Reclassified to the 2022 class and ranked as a top-25 prospect in the 2023 class by all of the major scouting services
- Joined Putnam in January and the squad was a perfect 20-0 with Onyenso on the roster, including winning a national championship
- Averaged 11.4 points, 9.0 rebounds and 5.7 blocks per game as a junior and also shot 64.4% from the floor and had five games with at least 10 blocked shots
- In February of 2020, he became one of the youngest players ever to make the senior men's Nigerian National Team
 - Scored 10 points on 5-of-8 shooting and had four rebounds and two blocks in 16 minutes in a 96-69 win over Uganda

Game-By-Game Statistics

Opponent	Date	GS	Min	FG-A	Pct.	3FG-A	Pct.	FT-A	Pct.	Off-Def-Tot	PF	Ast	TO	Blk	Stl	Pts
NEW MEXICO ST.	11/6			DNP - Injury (foot)												
A&M-COMMERCE	11/10			DNP - Injury (foot)												
vs. Kansas	11/14			DNP - Injury (foot)												

Career Statistics

Year	GP-GS	Min-Avg	FG-FGA	Pct	3FG-FGA	Pct	FT-FTA	Pct	Off-Def-Tot-Avg	PF-FO	Ast	TO	Blk	Stl	Pts	Avg
2022-23	16-0	111-6.9	18-34	.529	0-0	.000	4-7	.571	18-24-42-2.6	8-0	2	4	16	3	40	2.5
2023-24																
TOTAL	16-0	111-6.9	18-34	.529	0-0	.000	4-7	.571	18-24-42-2.6	8-0	2	4	16	3	40	2.5

BOX SCORES

GAME 1

#16/16 KENTUCKY 86, NEW MEXICO STATE 46



Official Basketball Box Score - Final
New Mexico St. at Kentucky
 11/06/23 Rupp Arena, Lexington
 2023-24 Men's Basketball

Game Time: 8:00 PM
 Game Duration: 1:53
 Attendance: 18,438

Officials: Pat Adams, Josue Nieves, Landon Brandes

New Mexico St. - 46 Record: 0-1

NO.	Name	Min	FG M-A	3P M-A	FT M-A	Rebounds		Fouls		TP	AS	TO	ST	Blocks		+/-			
						OR	DR	PF	FD					BS	BA				
1	Kaosi Ezeagu	19:06	2-3	0-0	0-0	0	3	3	2	2	4	0	2	0	0	0	-17		
25	Clarence "Monzy" Jackson	20:15	3-10	0-3	0-0	3	3	6	3	1	6	2	3	1	0	1	-17		
0	Jaylin Jackson-Posey	31:35	4-8	2-4	0-0	0	8	8	1	2	10	6	7	0	0	1	-24		
3	Christian Cook	33:14	3-12	2-7	2-2	0	4	4	2	1	10	0	1	1	0	0	-40		
13	Jaden Harris	30:46	1-6	0-3	0-0	1	1	2	2	2	1	1	1	0	1	0	-29		
2	Jordan Rawls	24:25	1-6	1-2	0-0	0	0	0	1	2	3	0	3	0	0	1	-27		
24	Jonathan Kanyanga	17:12	1-1	0-0	0-0	5	2	2	0	2	0	1	0	0	0	0	-22		
21	Robert Carpenter	23:28	3-10	0-4	3-3	2	1	3	4	3	9	1	0	1	0	1	-24		
Team						0	2	2	0	0	0	0	0	0	0	0			
Totals						18-56	5-23	5-5	6	27	33	16	11	46	10	18	2	3	-40

Technical Fouls: NONE

Shooting By Period		
1st FG%	10-31	32.3%
3PT%	4-13	30.8%
FT%	5-5	100%
2nd FG%	8-25	32.0%
3PT%	1-10	10.0%
FT%	0-0	0%
GM FG%	18-56	32.1%
3PT%	5-23	21.7%
FT%	5-5	100.0%

Dead Ball Rebounds: 0, 0

GAME 2

#16/16 KENTUCKY 81, TEXAS A&M-COMMERCE 61



Official Basketball Box Score - Final
Tex. A&M-Commerce at Kentucky
 11/10/23 Rupp Arena, Lexington
 2023-24 Men's Basketball

Game Time: 7:00 PM
 Game Duration: 1:45
 Attendance: 19,646

Officials: Jason Baker, Patrick Evans, Bharat Rammanan

Tex. A&M-Commerce - 61 Record: 0-3

NO.	Name	Min	FG M-A	3P M-A	FT M-A	Rebounds		Fouls		TP	AS	TO	ST	Blocks		+/-			
						OR	DR	PF	FD					BS	BA				
24	Jerome Brewer, Jr.	32:43	4-6	3-4	1-2	0	4	4	2	1	12	2	0	0	0	0	-12		
2	Kalen Williams	33:31	8-14	1-4	2-2	1	3	4	2	2	19	4	4	0	0	2	-16		
3	Tommie Lewis	26:40	6-11	5-8	1-2	0	4	4	1	1	18	1	3	1	0	0	-13		
10	Alonzo Dodd	24:16	2-5	0-0	1-5	2	5	7	1	4	5	2	2	0	0	0	-6		
11	Khalq Abdul-Mateen	19:31	0-3	0-3	0-0	0	2	2	2	0	0	0	0	0	0	0	-11		
0	Zondrick Garrett	19:08	2-8	0-2	0-0	2	3	5	1	2	4	0	1	1	0	1	-9		
1	James "Pop" Weathers	16:43	0-4	0-2	0-0	0	0	0	0	0	2	1	0	1	0	1	-17		
30	Evan Phelps	17:51	1-5	1-4	0-0	1	2	3	0	0	3	1	2	0	0	0	-11		
23	KC Ugwuakazi	07:37	0-0	0-0	0-0	0	0	0	0	0	0	0	1	0	0	0	-5		
Team						2	2	4	0	0	0	0	0	0	0	0			
Totals						23-56	10-27	5-11	8	25	33	12	10	61	12	14	1	2	20

Technical Fouls: NONE

Shooting By Period		
1st FG%	12-31	38.7%
3PT%	4-13	30.8%
FT%	9-12	75%
2nd FG%	20-34	58.8%
3PT%	5-16	31.3%
FT%	4-7	57.1%
GM FG%	32-65	49.2%
3PT%	9-29	31.0%
FT%	13-19	68.4%

Dead Ball Rebounds: 1, 0

Kentucky - 81 Record: 2-0

NO.	Name	Min	FG M-A	3P M-A	FT M-A	Rebounds		Fouls		TP	AS	TO	ST	Blocks		+/-			
						OR	DR	PF	FD					BS	BA				
4	Tre Mitchell	31:45	8-11	1-2	1-1	2	6	8	0	3	18	1	0	3	1	0	11		
0	Rob Dillingham	29:55	4-13	1-6	3-4	1	4	5	2	3	12	4	1	1	1	0	18		
1	Justin Edwards	33:19	6-10	0-3	4-4	3	4	7	1	2	16	1	0	0	0	0	24		
12	Antonio Reeves	29:16	8-14	5-8	0-0	0	6	6	2	0	21	2	0	0	0	0	9		
21	D.J. Wagner	32:00	5-13	0-1	1-1	0	0	0	0	3	11	3	1	1	0	1	10		
15	Reed Sheppard	28:49	1-5	1-3	0-0	0	3	3	1	1	3	1	1	3	2	0	23		
23	Jordan Burks	14:56	0-1	0-0	0-0	2	3	5	4	0	0	0	0	0	0	0	5		
Team						1	1	2	0	0	0	0	0	0	0	0			
Totals						32-67	8-23	9-10	9	27	36	10	12	81	12	3	8	3	20

Technical Fouls: NONE

Kentucky - 86 Record: 1-0

NO.	Name	Min	FG M-A	3P M-A	FT M-A	Rebounds		Fouls		TP	AS	TO	ST	Blocks		+/-				
						OR	DR	PF	FD					BS	BA					
4	Tre Mitchell	35:28	3-8	0-3	3-4	3	6	9	1	4	9	5	0	1	0	1	36			
1	Justin Edwards	27:32	5-11	2-5	0-0	1	4	5	3	0	12	1	3	2	0	1	24			
3	Adou Thiero	19:38	1-3	0-1	3-5	1	6	7	2	3	5	0	1	0	1	0	7			
12	Antonio Reeves	34:51	4-10	2-6	1-2	0	2	2	0	1	11	1	1	2	0	0	38			
21	D.J. Wagner	26:54	6-13	1-5	0-1	0	2	2	1	3	13	4	1	3	0	0	22			
0	Rob Dillingham	19:28	6-11	2-6	3-3	0	5	5	2	3	17	3	0	2	0	0	24			
15	Reed Sheppard	20:57	4-6	1-2	3-3	0	5	5	1	1	12	2	0	2	0	0	17			
23	Jordan Burks	12:13	3-3	1-1	0-1	3	0	3	1	1	7	0	0	1	0	0	20			
14	Brennan Canada	00:46	0-0	0-0	0-0	0	1	1	0	0	0	0	0	0	0	0	3			
0	Rob Dillingham	00:46	0-0	0-0	0-0	0	0	0	0	0	0	0	0	0	0	0	3			
20	Joey Hart	00:46	0-0	0-0	0-0	0	0	0	0	0	0	0	0	0	0	0	3			
22	Walker Horn	00:46	0-0	0-0	0-0	0	0	0	0	0	0	0	0	0	0	0	3			
25	Kareem Watkins	00:46	0-0	0-0	0-0	0	0	0	0	0	0	0	0	0	0	0	3			
Team						3	1	4	0	0	0	0	0	0	0	0				
Totals						32-65	9-29	13-19	11	32	43	11	16	86	17	6	13	3	2	40

Technical Fouls: NONE

NMS		UKY	
Biggest lead	4 (1st 17:49)	40 (2nd 0:07)	
Best Scoring Run	6 (1st 17:49)	17 (2nd 0:07)	
Lead Changes	2		
Times Tied	0		
Time with Lead	03:01	36:41	

Points from		NMS		UKY	
Turnovers	6	24			
Paint	20	46			
Second Chance	7	13			
Fast Breaks	7	25			
Bench	14	36			

Period by Period Scoring			
	1st	2nd	TOT
NMS	29	17	46
UKY	37	49	86

GAME 3

#1/1 KANSAS 89, #17/16 KENTUCKY 84



Official Basketball Box Score - Final
Kentucky at Kansas
 11/14/23 United Center, Chicago
 2023-24 Men's Basketball

Game Time: 8:30 PM
 Game Duration: 2:14
 Attendance: 18,780

Officials: Terry Ogesby, Ron Groover, Keith Kinble

Kentucky - 84 Record: 2-1

NO.	Name	Min	FG M-A	3P M-A	FT M-A	Rebounds		Fouls		TP	AS	TO	ST	Blocks		+/-			
						OR	DR	PF	FD					BS	BA				
4	Tre Mitchell	39:12	2-4	1-1	3-7	2	4	6	4	6	8	3	0	2	2	0	-3		
1	Justin Edwards	29:00	0-6	0-3	1-2	1	3	4	2	1	1	2	2	0	1	1	4		
3	Adou Thiero	30:37	5-10	1-3	5-6	6	7	13	2	4	16	1	1	0	0	0	-26		
12	Antonio Reeves	34:01	7-25	3-17	7-7	3	5	8	2	5	24	1	1	0	0	2	-14		
21	D.J. Wagner	25:11	1-12	0-3	2-4	0	2	2	2	3	4	1	0	1	0	1	-23		
0	Rob Dillingham	16:04	6-12	4-5	2-2	0	2	2	5	2	18	3	2	2	0	0	15		
23	Jordan Burks	10:11	0-2	0-0	1-3	4	2	1	0	2	0	0	0	0	0	0	19		
15	Reed Sheppard	15:43	4-5	3-4	2-2	0	0	0	3	1	13	1	2	4	0	0	3		
Team						2	1	3	0	0	0	0	0	0	0	0			
Totals						25-76	12-38	22-30	15	27	42	22	23	84	14	8	9	3	4

Technical Fouls: NONE



2023-24 Kentucky Men's Basketball Combined Team Statistics All games

Game Records

Record	Overall	Home	Away	Neutral
ALL GAMES	2-1	2-0	0-0	0-1
CONFERENCE	0-0	0-0	0-0	0-0
NON-CONFERENCE	2-1	2-0	0-0	0-1

Score by Periods

Team	1st	2nd	OT	TOT
Kentucky	123	128	0	251
Opponents	100	96	0	196

Team Box Score

No.	Player	Total			3-Point		F-Throw		Rebounds				Other Stats									
		GP-GS	MIN	AVG	FG-FGA	FG%	3FG-3FGA	3FG%	FT-FTA	FT%	OFF	DEF	TOT	AVG	PF	DQ	A	TO	BLK	STL	PTS	AVG
12	REEVES, Antonio	3-3	98:08	32.7	19-49	.388	10-31	.323	8-9	.889	3	13	16	5.3	4	0	4	2	0	2	56	18.7
0	DILLINGHAM, Rob	3-1	65:27	21.8	16-36	.444	7-17	.412	8-9	.889	1	11	12	4.0	9	1	10	3	0	5	47	15.7
4	MITCHELL, Tre	3-3	106:24	35.5	13-23	.565	2-6	.333	7-12	.583	7	16	23	7.7	5	0	9	0	3	6	35	11.7
3	THIERO, Adou	2-2	50:15	25.1	6-13	.462	1-4	.250	8-11	.727	7	13	20	10.0	4	0	1	2	1	0	21	10.5
1	EDWARDS, Justin	3-3	89:51	30.0	11-27	.407	2-11	.182	5-6	.833	5	11	16	5.3	6	0	4	5	1	2	29	9.7
15	SHEPPARD, Reed	3-0	65:29	21.8	9-16	.563	5-9	.556	5-5	1.000	0	8	8	2.7	5	0	4	3	4	9	28	9.3
21	WAGNER, D.J.	3-3	84:05	28.0	12-38	.316	1-9	.111	3-6	.500	0	4	4	1.3	3	0	8	2	0	5	28	9.3
23	BURKS, Jordan	3-0	37:19	12.4	3-6	.500	1-3	.333	0-1	.000	6	6	12	4.0	7	0	2	0	0	1	7	2.3
14	CANADA, Brennan	1-0	00:45	0.8	0-0	.000	0-0	.000	0-0	.000	0	1	1	1.0	0	0	1	0	0	0	0	0.0
20	HART, Joey	1-0	00:45	0.8	0-0	.000	0-0	.000	0-0	.000	0	0	0	0.0	0	0	0	0	0	0	0	0.0
25	WATKINS, Kareem	1-0	00:45	0.8	0-0	.000	0-0	.000	0-0	.000	0	0	0	0.0	0	0	0	0	0	0	0	0.0
22	HORN, Walker	1-0	00:45	0.8	0-0	.000	0-0	.000	0-0	.000	0	0	0	0.0	0	0	0	0	0	0	0	0.0
Team											6	3	9									
Total		3	600		89-208	.428	29-90	.322	44-59	.746	35	86	121	40.3	43	1	43	17	9	30	251	83.7
Opponents		3	600		69-171	.404	21-68	.309	37-52	.712	22	89	111	37.0	51	1	44	46	8	10	196	65.3

Team Statistics

	UK	OPP
Scoring	251	196
Points per game	83.7	65.3
Scoring margin	+18.3	-
Field goals-att	89-208	69-171
Field goal pct	.428	.404
3 point fg-att	29-90	21-68
3-point FG pct	.322	.309
3-pt FG made per game	9.7	7.0
Free throws-att	44-59	37-52
Free throw pct	.746	.712
F-Throws made per game	14.7	12.3
Rebounds	121	111
Rebounds per game	40.3	37.0
Rebounding margin	+3.3	-
Assists	43	44
Assists per game	14.3	14.7
Turnovers	17	46
Turnovers per game	5.7	15.3
Turnover margin	+9.7	-
Assist/turnover ratio	2.5	1.0
Steals	30	10
Steals per game	10.0	3.3
Blocks	9	8
Blocks per game	3.0	2.7
Winning streak	0	-
Home win streak	2	-
Attendance	38084	0
Home games-Avg/Game	2-19042	0-0
Neutral site-Avg/Game	-	1-18780

Team Results

Date	Opponent		Score	Att.
11/06/2023	New Mexico St.	W	86-46	18438
11/10/2023	Tex. A&M-Commerce	W	81-61	19646
11/14/2023	vs Kansas	L	84-89	18780

THE STAT CREW SYSTEM
 Kentucky Team Game-by-Game Comparison (as of Nov 15, 2023)
 All games

Opponent	1st	2nd	Score	Mar	Total FG	FG Pct	3-Pointers	3FG Pct	Free Throws	FT Pct	Rebounds	Assist	T/Over	Block	Steal	Fouls
NEW MEXICO ST.	37/29	49/17	86-46	+40	32-65/18-56	.492/.321	9-29/5-23	.310/.217	13-19/5-5	.684/1000	43/33 +10	17/10	6/18	3/2	13/2	11/16
TEX. A&M-COMMERCE	38/30	43/31	81-61	+20	32-67/23-56	.478/.411	8-23/10-27	.348/.370	9-10/5-11	.900/.455	36/33 +3	12/12	3/14	3/2	8/1	10/12
Kansas	48/41	36/48	84-89	(5)	25-76/28-59	.329/.475	12-38/6-18	.316/.333	22-30/27-36	.733/.750	42/45 (3)	14/22	8/14	3/4	9/7	22/23

Note: Game totals are displayed in the format TEAM/OPPONENT for each category