



LOUISVILLE

2023-24 MEN'S BASKETBALL GAME NOTES

PRIMARY MEDIA CONTACT: Zach Greenwell, Associate Athletic Director • zachg@gocards.com • (270) 668-4716

SECONDARY MEDIA CONTACT: Dana Brown, Assistant Director • dana@gocards.com • (317) 752-6161

#9 KENTUCKY (8-2) AT LOUISVILLE (5-6)

Thursday, Dec. 21 | 6 p.m. (ET) | Louisville, Ky.
KFC Yum! Center (22,090)

LISTEN [Cardinal Sports Network](#)

• Paul Rogers (pxp), Bob Valvano (analysis)

WATCH [ESPN](#)

• Wes Durham (pxp), Jimmy Dykes (analysis)

LIVE STATS [Sidearm Stats](#)

OCTOBER

18	Simmons College (EXH)	ACCNX	W, 91-50
30	Ky. Wesleyan (EXH)	ACCNX	L, 71-68

NOVEMBER (4-3)

6	UMBC	ACCNX	W, 94-93
10	Chattanooga	ACCNX	L, 81-71
15	Coppin State	ACCNX	W, 61-41
19	vs. #19/17 Texas (1)	ESPN	L, 81-80
20	vs. Indiana (1)	ESPNU	L, 74-66
26	New Mexico State	ACCNX	W, 90-84 OT
29	Bellarmino	ACCNX	W, 73-68

DECEMBER (1-3)

3	at Virginia Tech*	ACCN	L, 75-68
9	at DePaul	FS1	L, 75-68
13	Arkansas State	ACCN	L, 75-63
17	Pepperdine	ACCN	W, 85-63
21	#9 Kentucky	ESPN	6 p.m.

JANUARY

3	at Virginia*	ESPN/2/U	7 p.m.
6	Pitt*	The CW	12 p.m.
10	at Miami*	ACCN	7 p.m.
13	NC State*	The CW	12 p.m.
17	at North Carolina*	ACCN	9 p.m.
20	at Wake Forest*	ESPN/2/U	TBA
23	Duke*	ESPN/2/U	7 p.m.
27	Virginia*	The CW	12 p.m.
30	at Clemson*	ACCN	9 p.m.

FEBRUARY

3	Florida State*	ACCN	8 p.m.
7	at Syracuse*	ACCN	7 p.m.
10	Georgia Tech*	ACCN	6:30 p.m.
13	at Boston College*	ACCN	9 p.m.
17	at Pitt*	ACCN	6:30 p.m.
21	Notre Dame*	ESPN/2/U	7 p.m.
28	at Duke*	ACCN	7 p.m.

MARCH

2	Syracuse*	ACCN	8 p.m.
5	Virginia Tech*	ESPN/2/U	7 p.m.
9	Boston College*	The CW	5:30 p.m.
12-16	ACC Tournament (2)		

(*) ACC Game

(1) Empire Classic (New York)

(2) ACC Tournament (Washington, D.C.)

KEY PAGES

Page 2 | Media Resources

Page 3 | Roster/Staff

Page 4 | Last Series Meeting

Page 5 | ACC Information

Pgs. 11-12 | Last Time it Happened

Pgs. 13-14 | Kenny Payne

Pgs. 15-28 | Player Bios

Page 41 | 2023-24 Season Stats

Page 42 | Radio/TV Roster

BEFORE THE TIP

Louisville men's basketball concludes its play in 2023 with a rivalry matchup against No. 9 Kentucky at 6 p.m. ET Thursday at the KFC Yum! Center. The game will air on ESPN.

The Cardinals are coming off a dominant 85-63 victory over Pepperdine on Sunday that snapped a three-game slide. Kentucky most recently edged North Carolina 87-83 in a top-25 neutral-site contest.

Louisville is 17-38 all-time against Kentucky, while the Wildcats have won 12 of the last 15 meetings. Louisville has not hosted in the series since 2020, and hasn't hosted Kentucky at the KFC Yum! Center without attendance restrictions since 2018.

CARDINAL NOTES

- Louisville head coach **Kenny Payne** spent 10 seasons as an assistant coach and later associate head coach at Kentucky from 2010-20 under coach John Calipari. The Wildcats went a combined 295-73 during Payne's time with the program, reaching six NCAA Elite Eights and four Final Fours, and claiming the 2012 national championship.
- Payne's son, Louisville graduate senior guard/forward **Zan Payne**, previously spent four seasons at Kentucky. After missing the first two years due to injury, Payne played in 11 total games during his final two seasons as a Wildcat.
- Kentucky freshman guard D.J. Wagner is the grandson of Louisville's Director of Player Development and Alumni Relations **Milt Wagner**. Milt's son and D.J.'s father, Dajuan, played for Calipari at the University of Memphis.
- No. 9 Kentucky will be the second ranked team that Louisville has played this season following No. 19 Texas. The Cardinals are 62-77 against top-25 teams over the last 14 years. They've won 23 of their last 58 games against top-10 teams.
- Over the last two games, junior forward **Brandon Huntley-Hatfield** is averaging 20 points and 11.5 rebounds while shooting 56% from the field and 80% from the free-throw line (20-25). He ranks 33rd in the country in total rebounds (101).
- After allowing UMBC and Chattanooga to make 25 of 55 combined 3-pointers (45.5%) in the first two games, the Cardinals have held their last nine opponents to a combined 41-for-175 from 3-point range (23.4%). As of Tuesday, Louisville ranked 34th in the country in 3-point defense at 28.7% overall.

PROJECTED STARTERS




Skyy Clark



Ty-Laur Johnson



Mike James



Tre White



B. Huntley-Hatfield

Lineup projection based on previous games

INSIDE THE MATCHUP



LOUISVILLE CARDINALS

2023-24 Record	5-6 (0-1 ACC)
Ranking	NR
2023-24 NCAA NET	266
Last Game	W, 85-63 vs. Pepperdine
Head Coach	Kenny Payne
Career Record	9-34 (Second season)
Record at School	Same
Leading Scorer	Skyy Clark (15.4 ppg)
Leading Rebounder	Brandon Huntley-Hatfield (9.2 rpg)
Leading Assists	Ty-Laur Johnson (3.5 apg)



KENTUCKY WILDCATS

2023-24 Record	8-2 (0-0 SEC)
Ranking	No. 9 AP/No. 9 Coaches
2023-24 NCAA NET	27
Last Game	W, 87-83 vs. North Carolina
Head Coach	John Calipari
Career Record	840-255 (32nd season)
Record at School	395-115 (15th season)
Leading Scorer	Antonio Reeves (17.1 ppg)
Leading Rebounder	Tre Mitchell (6.2 rpg)
Leading Assists	Rob Dillingham (4.5 apg)

MEDIA CONTACT: This information has been prepared to aid you in covering the Cardinals this season. Additional information is available through Associate Athletic Director Zach Greenwell, UofL's primary men's basketball contact (502-852-0112; cell: 270-668-4716), or Assistant Director Dana Brown, UofL's secondary men's basketball contact (cell: 317-752-6161).

MEDIA CREDENTIALS: To obtain credentials for a UofL home contest, please make the request via email to Zach Greenwell at zachg@gocards.com. Credentials are held at Media Will Call, located inside the Suite Entrance on the Second Street side of the KFC Yum! Center (front right side of the arena). Credentials will not be mailed. Passes are limited to WORKING MEDIA ONLY. We do not have complimentary game tickets, but we will assist in purchasing tickets when they are available. The media room is located on the event level, the first door to the right after entering the Suite Entrance/Media Entrance. Media seating is either at courtside or at tables in designated corner areas of the arena in Section 120.

INTERNET ACCESS: Wireless internet access is available throughout the KFC Yum! Center. A password is required for special media access. Wired connections are also available in the media room.

TELEPHONES: Media desiring personal phone service should have a phone installed through the KFC Yum! Center by calling (502) 690-9000 in advance. Please list Zach Greenwell as the contact for placement.

PHOTO: Photographers are limited to working within designated boxes on the baseline at each end of the court. An upper photo area position may be provided if requested in advance. Photo work space, equipped with wired internet access, is available within the media work room (two digital photo rooms). Specific protocols will be provided to those who receive limited credentials.

PARKING: Limited media parking is available in garages within one block of the KFC Yum! Center. Some require a pass to have in hand in advance, others are operated from a list supplied by UofL. Requests should be made well in advance to Zach Greenwell.

NOTES/STATS: Game notes and statistics will be available online at www.GoCards.com/mbbmedia. Live statistics will be available during the event online on GoCards.com, the CardsMobile app and Louisville.statbroadcast.com. A pdf of the final statistics will be posted postgame on GoCards.com. Broadcast personnel will have access to a computer monitor displaying live game statistics throughout the game.

MEDIA ROOM: The KFC Yum! Center media room will open two hours prior to tipoff and will close two hours after conclusion of the game. Only those who make special arrangements with Zach Greenwell (zachg@gocards.com) in advance will be permitted in the media areas any earlier. If you anticipate needing additional time postgame, you may wish to work from home or another location.

FOOD/REFRESHMENTS: A pregame buffet meal and fountain drinks are planned on game day through our partnership with our concessionaire Centerplate.

POSTGAME: Louisville head coach Kenny Payne and select Cardinal players will be available to the media postgame as soon as possible following the NCAA-mandated cooling off period. Please coordinate with the visiting SID to confirm their planned postgame protocol. If agreed to by the visiting coach, that coach will come to the interview room at a time which best fits their postgame schedule.

INTERVIEWS: Coach Kenny Payne (or an assistant coach) and selected players are generally available by news conference prior to each game, schedule permitting. That availability may take place in person, online or in a hybrid format. To request a specific interview with Coach Payne or a player, please call or email Zach Greenwell (270-668-4716; email: zachg@gocards.com).

INTERNET SERVICES: UofL is partnered with Sidearm Sports to host its official athletic site. Located at GoCards.com, the web site contains updated game notes, cumulative statistics, box scores from previous games, weekly video interviews with Coach Kenny Payne and selected players, and many other resources. Information is also available with UofL's CardsMobile app, available for both iPhone and Android users. The media guide is also available online in both a pdf and interactive format. The Atlantic Coast Conference site is located at www.theacc.com.

FOLLOW THE CARDINALS



Mike James	mikejameszero	mikejames0
Curtis Williams	Curtis5Williams	curtis23_
Ty-Laur Johnson	tylaurjohnson2	showtime.ty
Brandon Huntley-Hatfield	realgupaveli	gupaveli
Kaleb Glenn	ka1ebglenn	ka1ebglenn
Dennis Evans		dje2tall
JJ Traynor	jjtraynor20	jjtraynor_
Danilo Jovanovich	daniloj03	danilojovanovich
Hercy Miller	hercymiller15	hercymiller
Tre White	TreWhite19	thetrewite_
Zan Payne	young_payne2321	alexander.payne23
Aidan McCool		aidan mccoool12
Emmanuel Okorafor	nigerianfreak34	nigerian.freak34
Skyy Clark	skyyclark	skyy
Kenny Payne	coachkennypayne	
Danny Manning	CoachDManning	coachdmanning
Nolan Smith	NdotSmitty	ndotsmitty
Josh Jamieson	coachjjamieson	coachjamieson

FOLLOW LOUISVILLE BASKETBALL



LouisvilleMBB




/GoCards

GoCards.com

2023-24 DIGITAL MEDIA CENTER

Scan the QR Code
or visit link below
to access guide
at GoCards.com



<https://GoCards.com/MBBMedia>

TEAM ROSTER

NO	NAME	POS	HT	WT	YR	EXP	HOMETOWN (PREVIOUS SCHOOL)
0	Mike James	G/F	6-5	200	R-So.	1L	Orlando, Fla. (Oak Ridge HS)
1	Curtis Williams	G/F	6-5	205	Fr.	HS	Detroit, Mich. (Brother Rice HS)
4	Ty-Laur Johnson	G	6-0	160	Fr.	HS	Brooklyn, N.Y. (Our Saviour Lutheran School)
5	Brandon Huntley-Hatfield	F	6-10	240	Jr.	1L	Clarksville, Tenn. (Tennessee)
10	Kaleb Glenn	F	6-6	205	Fr.	HS	Louisville, Ky. (La Lumiere School)
11	Dennis Evans	C	7-1	215	Fr.	HS	Riverside, Calif. (Hillcrest HS)
12	JJ Traynor	F	6-8	190	Sr.	3L	Bardstown, Ky. (Bardstown HS)
13	Danilo Jovanovich	F	6-8	220	So.	TR	Milwaukee, Wis. (Miami)
15	Hercy Miller	G	6-3	175	Jr.	1L	Los Angeles, Calif. (Tennessee State)
22	Tre White	G	6-7	205	So.	TR	Dallas, Texas (USC)
23	Zan Payne	G/F	6-5	230	6th	1L	Lexington, Ky. (Kentucky)
33	Aidan McCool	G	6-3	170	Sr.	1L	Charleston, S.C. (Maryland)
34	Emmanuel Okorafor	F/C	6-9	220	So.	1L	Abia, Nigeria (NBA Academy Africa)
55	Skyy Clark	G	6-3	205	So.	TR	Los Angeles, Calif. (Illinois)

PRONUNCIATION GUIDE

PLAYER NAME	PRONUNCIATION
Ty-Laur Johnson	TY-lawr
Danilo Jovanovich	DON-uh-low yo-VAHN-oh-vitch
Hercy Miller	HER-see
Emmanuel Okorafor	oh-CORE-uh-FOR

COVID ELIGIBILITY

Players are listed as though eligibility progressed normally through 2022-23. Extra seasons of eligibility granted due to the COVID-19 pandemic will be noted when that extra season is utilized following a player's regular senior season. More information about eligibility is available on each player's bio page

COACHING AND SUPPORT STAFF

POSITION	NAME	ALMA MATER (YEAR)	YEAR IN ROLE
Head Coach	Kenny Payne	Louisville (2003)	Second season
Associate Head Coach	Danny Manning	Kansas (1991)	Second season
Assistant Coach	Nolan Smith	Duke (2011)	Second season
Assistant Coach	Josh Jamieson	Southern Oregon (2000)	Second season
Dir. of Analytics/Video Technology	Gabe Snider	Illinois-Chicago (2016)	Second season
Director of Player Dev./Alumni Relations	Milt Wagner	Memphis (2004)	Second season
Strength and Conditioning Coach	Dr. Adam Petway	U.S. Sports Academy (2013)	Second season
Head Athletic Trainer	DeVante Frazier	Valdosta State (2015)	Third season
Executive Dir. of Academic Services	Kamari Wooten	Kentucky State (2007)	Seventh season
Director of Basketball Operations	Stephanie Davis	Louisville (2015)	Second season
Director of Basketball Administration	Justin Perez	American (2019)	Second season
Video Coordinator	Reece Gaines	Louisville (2003)	Second season
Graduate Manager	Steffon Mitchell	Boston College (2021)	First season
Graduate Manager	Seth Tatum	Louisville (2021)	Third season

EAR IT PRONUNCIATIONS

Trouble with pronunciations? Check out the Ear It pronunciations for the Cardinals from the men's basketball roster on GoCards.com. The links next to player names on the roster are supplied by TheNameEngine.com, an interactive audio service that provides proper audio pronunciations.



Head Coach
Kenny Payne



Associate Head Coach
Danny Manning



Assistant Coach
Nolan Smith



Assistant Coach
Josh Jamieson



Dir. of Analytics/Video Tech.
Gabe Snider



Dir. of Player Dev./Alumni
Milt Wagner



Strength Coach
Dr. Adam Petway



Athletic Trainer
DeVante Frazier



Executive Director/Academics
Kamari Wooten



Dir. of Basketball Ops
Stephanie Davis




Dir. of Basketball Admin
Justin Perez



Video Coordinator
Reece Gaines



Graduate Manager
Steffon Mitchell



Graduate Manager
Seth Tatum

AROUND THE ACC

CARDS IN 2023-24 ACC STATISTICS (thru 12/18)

CATEGORY	TEAM	PLAYERS (TOP IN ACC)
Scoring Offense	11th (74.5)	Clark (14th, 15.4)
Scoring Defense	13th (73.6)	--
Scoring Margin	13th (0.8)	--
Free Throw %	6th (.738)	James (14th, .809)
Field Goal %	13th (.418)	N/A
FG% Defense	15th (.446)	--
3-Point FG%	13th (.294)	N/A
3-Point FG Made	15th (5.4)	N/A
3-Pt. FG% Def.	5th (.287)	--
Reb. Offense	3rd (38.6)	Huntley-Hatfield (4th, 9.2)
Reb. Defense	10th (35.3)	--
Reb. Margin	7th (3.3)	--
Offensive Rebs.	2nd (13.0)	Huntley-Hatfield (3rd, 3.1)
Defensive Rebs.	13th (25.6)	Huntley-Hatfield (t-5th, 6.1)
Blocked Shots	12th (3.3)	Huntley-Hatfield (t-14th, 1.0)
Assists	14th (10.7)	Johnson (12th, 3.5)
Steals	12th (5.7)	N/A
TO Margin	12th (-0.2)	--
A/TO Ratio	14th (0.9)	Johnson (15th, 1.6)
Minutes Played	--	Clark (5th, 34.0)

2023-24 PRESEASON ACC MEDIA POLL

- Duke (44), 757
- Miami (5), 693
- North Carolina (1), 670
- Virginia (1), 593
- Clemson, 570
- Wake Forest, 440
- NC State, 420
- Virginia Tech, 390
- Pitt, 380
- Syracuse, 321
- Florida State, 294
- Boston College, 227
- Georgia Tech, 157
- 14. Louisville, 108**
- Notre Dame, 100

First-place votes in parentheses



2023-24 ACC STANDINGS (thru 12/18)

	[---ACC---		[--Overall--]	
	W-L	PCT	W-L	PCT
1. Clemson	1-0	1.000	9-1	.900
Virginia	1-0	1.000	9-1	.900
Miami	1-0	1.000	8-2	.800
Virginia Tech	1-0	1.000	8-3	.727
NC State	1-0	1.000	7-3	.700
North Carolina	1-0	1.000	7-3	.700
Georgia Tech	1-0	1.000	6-3	.667
8. Wake Forest	0-0	.000	7-3	.700
9. Boston College	0-1	.000	8-3	.727
Pitt	0-1	.000	8-3	.727
Syracuse	0-1	.000	8-3	.727
Duke	0-1	.000	7-3	.700
Louisville	0-1	.000	5-6	.455
Florida State	0-1	.000	4-5	.444
Notre Dame	0-1	.000	4-6	.400

NOTES ON THE PROGRAM

TRADITION OF WINNING

Louisville has an all-time record of 1,781-993 in 110 seasons of intercollegiate basketball. The Cardinals rank among the top-15 all-time in winning percentage (does not include 123-3 record vacated by NCAA). The Cardinals played their first official men's basketball game on Jan. 28, 1912 when they lost 35-3 to Louisville YMCA, but did not field team sin 1916-17, 1922-23 or 1942-43. The Cardinals have produced winning seasons in 73 of the last 78 years, including winning 20 or more games in 18 of the last 21 seasons and 30 or more in three of the last 12 years in on court results.

TOURNAMENT SUCCESS

UofL is tied for eighth nationally with eight Final Four appearances. No other school went to the Final Four four times during the 1980s, and Louisville won two NCAA titles in that decade, winning the national championship in 1980 and 1986. Louisville's 39 NCAA Tournament appearances are tied for eighth best all-time, and its 102 NCAA Tournament games ranks 10th for most played in the event (61-41 record) (does not include four NCAA appearances, a 15-3 record, two Final Fours and the 2013 national championship vacated by the NCAA). The Cards have reached the Sweet 16 on 17 occasions and have advanced to the Elite Eight 11 times.

Most All-Time Final Four Appearances

Team	Final Four Appearances
North Carolina	21
UCLA	18
Kentucky	17
Duke	17
Kansas	16
Ohio State	10
Michigan State	10
Louisville	8
Indiana	8

PRO CARDS

The Cardinals have had 77 players drafted by the NBA, including 25 first-round selections. David Johnson was the latest Cardinal chosen with the 47th pick in the 2021 draft by the Toronto Raptors. Donovan Mitchell was UofL's latest first round selection in the 2017 draft as the 13th overall pick by the Denver Nuggets and was subsequently traded to the Utah Jazz. He's now with the Cleveland Cavaliers and is a four-time NBA All-Star. Jordan Nwora (2021) and Damion Lee (2022) have both won NBA championships, and Carlík Jones was the 2022-23 G League Most Valuable Player. Eighteen Cardinals have played in the NBA over the last 10 years, while at least 25 former UofL players are expected to play professionally this year in the NBA, G League or overseas.

More info on Cardinals in the NBA Draft: <https://uofl.me/3geNA8o>

Louisville Players on Active NBA Roster Currently

Player	2023-24 Team	Years in League
Terry Rozier	Charlotte Hornets	9
Damion Lee	Phoenix Suns	7
Donovan Mitchell	Cleveland Cavaliers	7
Jordan Nwora	Indiana Pacers	4

CROWD SUPPORT

Louisville has ranked among the top seven nationally in average home attendance in 40 of the last 42 years. UofL has played 14 seasons in its spectacular home, the 22,090 seat KFC Yum! Center in downtown Louisville. The Cardinals have a 188-51 record in 14 seasons in the KFC Yum! Center (.787). Louisville attracted approximately 4.1 million fans in its first 13 years in the Yum! Center, including a total attendance of 298,846 in 18 games in 2019-20 (last year pre-COVID).

CHAMPIONSHIP GUESTS

The eventual national champion has played in Louisville's home arena, the KFC Yum! Center, in seven of the arena's 13 seasons in existence. Louisville faced eventual champions Connecticut (2011, 2014), Duke (2015) and Virginia (2019) in home games, Kentucky (2012) won a pair of games in the 2012 NCAA second and third rounds in the KFC Yum! Center, 2016 champion Villanova won the NCAA South Regional in Louisville, and UofL won the 2013 itself (later vacated).

NATIONAL SPOTLIGHT

The Cardinals are one of the most televised teams in college basketball. UofL games will be televised on national networks during the 2023-24 regular season on double-digit occasions. Every possible UofL game over the past 40 years has been televised on either a live or delayed basis – a total of over 1,300 games – including over 600 national television appearances.

AMERICA'S TOP BASKETBALL MARKET

Louisville is consistently the highest-rated television market for college basketball. Louisville has been the top market for more than 20 years since organizations began tracking the data. Louisville's 4.2 rating during the 2018-19 season was well above the next closest market (Knoxville with a 2.9 rating). Louisville was also again the top-rated national market for the 2023 NCAA Tournament.

AT HOME IN THE TOP 25

The Cardinals have been ranked on 656 occasions in the AP poll, sixth most all-time. Louisville has been among the top ten on 302 occasions, including 14 times in the 2019-20 season. Louisville's No. 1 ranking in the Dec. 2 and 9, 2019, Associated Press polls were just the third and fourth times UofL has ever been ranked as the No. 1 team in the nation in the AP poll. The other two were March 16, 2009 in the final AP poll of the season; and Jan. 14, 2013. UofL has been ranked as the No. 1 team in the nation in the coaches poll on five occasions, including twice in 2019-20. The other three were in the 1986-87 preseason UPI coaches poll; in the ESPN/USA Today poll on March 15, 2009; and in the final USA Today coaches poll of 2012-13 on April 8, 2013.

All-Time Finishes in the AP Final Poll Top 15

Team	Top-15 Finishes
Kentucky	49
North Carolina	47
Duke	47
Kansas	40
UCLA	35
Arizona	26
Louisville	25
Cincinnati	20
Michigan	20
Michigan State	20

SECOND-HALF SURGE

While UofL has been outscored by 31 points overall in the first half of games this season, it's outscoring teams by 18 overall after halftime. The Cards scored 50-plus points after halftime three times in November for the first time ever.

ACCEPTING CHARITY

Louisville ranks 17th in the nation in made free throws per game (18.7) and 21st in free-throw attempts per game (25.4). Louisville's 36 made free throws and 49 attempts against New Mexico State were the program's most since 2018. Skyy Clark's 15 made free throws were the most by a Cardinal since Samardo Samuels vs. Notre Dame in 2010, and his 16 attempts were the most since Russ Smith at Rutgers in 2014.

1-0 IN OVERTIME

Louisville's 90-84 win over New Mexico State on Nov. 26 was the first overtime game of the Kenny Payne era and the program's first OT game since Feb. 1, 2022, against North Carolina. The Cardinals had lost seven of their last 10 overtime games before the New Mexico State victory.

SHUTTING DOWN COPPIN STATE

Louisville's 41 points allowed against Coppin State on Nov. 15 were its fewest surrendered since Dec. 5, 2018, against Central Arkansas. It's just the third time since 2016 that they've allowed 41 points or fewer in a game.

RANKED COMPETITION

Louisville has won 45 of its last 109 games against AP ranked opponents, falling to No. 19 Texas on Nov. 19 in its last Top 25 matchup. UofL has a 62-77 record against Top 25 teams over the last 14 years. The Cardinals have been victorious 10 of the last 29 times they have faced an AP top-five foe. UofL has won 23 of its last 58 games when facing Top 10 teams, spanning the last 14 years.

THE 1K CLUB

Louisville is second to North Carolina for the national lead with 69 all-time 1,000 point scorers. Jordan Nwora (1,294 points in three seasons) was the latest Cardinal to reach that milestone in 2019-20.

Programs with Most 1,000-Point Career Scorers

Team	1,000-Point Scorers
North Carolina	81
Louisville	69
Duke	67
Villanova	67
Notre Dame	67
Kansas	66
Syracuse	65
Kentucky	61
Ohio State	60
UCLA	60

NON-CONFERENCE DOMINANCE

UofL has a 251-78 record (.763) against non-conference opponents over the last 23 seasons (includes postseason), including a 183-24 record in home regular season non-conference games. The Cardinals are 107-15 at home in regular season non-conference games over the last 14 seasons.

ACADEMIC STANDARD

The Cards have attained a collective 3.0 GPA in 26 of the last 30 semesters, including a 3.121 cumulative team mark for the Fall 2023 semester. UofL was recognized in July as a recipient of the Team Academic Excellence Award from the National Association of Basketball Coaches (NABC). In order to receive the award, a program must achieve a team GPA of 3.0 or higher for the previous academic year. Five Cardinals were also named to the 2022-23 All-Academic Men's Basketball Team in April.

NOTES ON THE CARDINALS

STATE OF AFFAIRS

Louisville entered the year with players hailing from 10 different states: California (3), Florida (1), Indiana (1), Kentucky (3), Michigan (1), New York (1), South Carolina (1), Tennessee (1), Texas (1) and Wisconsin (1). Louisville adds a country other than the United States, as well, as Emmanuel Okorafor hails from Nigeria. The Cardinals were one of just nine programs across the country that had 10 or more states represented on their roster. Other programs include Navy (13 states - 27 players on roster), Milwaukee (13 states), Missouri (12), Youngstown State (11), VMI (11), Boston College (10), Richmond (10) and Texas A&M-Corpus Christi (10).

FROM THE COMMONWEALTH

Louisville has three players from the Bluegrass on the roster: Kaleb Glenn of Louisville, JJ Traynor of Bardstown and Zan Payne of Lexington. The Cardinals haven't had less than three Kentucky natives on the team since the 2011-12 season.

SKYY'S THE LIMIT

In Louisville's first three games, sophomore guard Skyy Clark averaged 11 points per game while going 0-for-8 from 3-point range and 7-for-13 from the free-throw line. In the last eight games, Clark is averaging 17.0 points per game while shooting 15-for-47 from long range and 39-for-44 (89%) from the stripe.

TY-LAUR DISHES IT OUT

In the last eight games, freshman guard Ty-Laur Johnson has totaled 33 assists against just 16 turnovers. Johnson had just five total assists and eight turnovers in the Cardinals' first three outings. Since 2010, Johnson is just the third Louisville freshman to have at least four games with five-plus assists, joining NBA Draft picks David Johnson (eight times in 2019-20) and Terry Rozier (four times in 2013-14).

BHH ON THE RISE

Junior forward Brandon Huntley Hatfield is averaging 9.2 points and 9.2 rebounds this season and in just 11 games is nearing his production in full previous seasons.

Brandon Huntley-Hatfield's Year-by-Year Production

Statistic	Freshman (Tenn.)	Sophomore (UofL)	Junior (UofL)
Games Played	35	24	11
Points	136	161	101
Rebounds	104	129	101
Assists	11	15	10
Blocks	12	18	11

TRAYNOR FINDS HIS ROLE

Senior forward JJ Traynor has made a significant jump in his role with the Cardinals in his upperclassman years under Kenny Payne, with numbers in many cases surpassing his first two seasons combined.

JJ Traynor's Upperclassman Jump

Statistic	First Two Seasons	Junior Season	Senior Season
Minutes	344	815	204
Points	94	221	81
Rebounds	54	121	37
Blocks	12	16	4
Made 3-pointers	7	23	7
Games Played	30	32	8
Starts	1	15	3

CARDS OFF THE COURT

"Cards Off the Court" is an ongoing video series that highlights some of the Cardinals' unique hobbies outside of basketball. Links to each current installment are available below.

Skyy Clark – Legos (<https://uofl.me/46Zv20L>)

Curtis Williams and **Kaleb Glenn** – Chess (<https://uofl.me/46ExoCl>)

EVANS STANDS ABOVE THE REST

Freshman center Dennis Evans is 7-foot-1 is the tallest player to ever play for the Cardinals and is Louisville's first player to stand at least 7 feet tall since Anas Mahmoud on the 2017-18 squad. Evans is the tallest Cardinal since Clarence Holloway in 2007-08, who was also 7-1, however Holloway ultimately never played for Louisville.

7-Footers to Play at Louisville

Name	Height	Years
Dennis Evans	7-1	(2023-24)
Anas Mahmoud	7-0	(2014-18)
Matz Stockman	7-0	(2014-17)
Jonathan Huffman	7-0	(2005-07)
Felton Spencer	7-0	(1986-90)

FOUNTAIN OF YOUTH

With a birthdate of July 13, 2005, freshman center Dennis Evans ranks among the top 15 youngest players in the country this season. He's the only Cardinal born in 2005.

JAMES' HOT START

Redshirt sophomore Mike James tallied a career-high 25 points and 10 rebounds for his first career double-double against UMBC. James' 25 points were the most by a Cardinal in a season opener since Montrezl Harrell had 30 against Minnesota in 2014. The last 25-plus outing in a season opener before that was Marques Maybin vs. Hawaii in 2000. James' performance was just the 15th time since 2000 that a Louisville player has recorded at least 25 points and 10 rebounds in a game.

TALE OF THE TRANSFERS

The Cardinals picked up a trio of Division I transfers from the portal, all entering their second year of eligibility: Skyy Clark (Illinois), Tre White (USC) and Danilo Jovanovich (Miami). The three players played in a combined 43 games with 1,106 minutes between them before arriving at UofL.

EXPERIENCED WINNERS

Louisville's three Division I transfers came from programs that had 20-win seasons in 2022-23. The three programs were a combined 71-32 (.689) on the year, with all three making appearances in the NCAA Tournament. Danilo Jovanovich and Miami advanced all the way to the Final Four, falling to eventual national champion, UConn.

LIKE FATHER, LIKE SON

The Cardinals have two players on the roster whose fathers also played for Louisville. Senior forward JJ Traynor's father Jason Osborne played two years at UofL (1993-95) and was a McDonald's All-American at Louisville Male High School, where he was Kentucky's Mr. Basketball in 1993. Sixth-year senior Zan Payne is also the son of head coach Kenny Payne, a former UofL standout and 1986 national champion.

PAYNE STANDS ALONE

Louisville head coach Kenny Payne is the only Division I men's basketball head coach in the country who was selected in the NBA Draft, as well as won a national championship as a player and a coach. Payne was selected 19th overall by the Philadelphia 76ers in 1989, which followed him winning the 1986 national championship as a player at Louisville. Later in his career, he won a national title in 2012 as an assistant at Kentucky.

HOME, SWEET HOME

Kenny Payne is one of 51 Division I men's basketball head coaches currently leading their alma mater. Louisville (Kenny Payne and Jeff Brohm) is one of two schools in the country, along with Michigan (Juwon Howard and Jim Harbaugh), who have alumni as head coaches for both men's basketball and football.

THE MOST UNIQUE STAFF IN AMERICA

Louisville is believed to be the only program in the country with three coaches (head coach and assistants) who were NBA Draft picks and won a national championship as players. In addition to Payne, that list includes associate head coach Danny Manning – a national champion as a player at Kansas in 1988 and the No. 1 overall pick in the '88 draft – and assistant coach Nolan Smith, a national champion as a player at Duke in 2010 and the 21st-overall pick in 2011. Manning's impressive basketball résumé also includes being a member of the Collegiate Basketball Hall of Fame, a two-time first-team All-American, a two-time NBA All-Star, 1998 NBA Sixth Man of the Year, a three-time Division I head coach and an Olympian.

PAYNE'S NBA PIPELINE

During Kenny Payne's 15 years as a college assistant at Kentucky and Oregon, 39 players on his teams were selected in the NBA Draft. That includes 23 lottery picks and two overall No. 1 draft picks. Before coming to Louisville, he spent two years as an assistant with the New York Knicks. In his first season, they went 41-31 and finished fourth in the Eastern Conference, a 20-win improvement from the year before.

POSTSEASON PROWESS

Kenny Payne is no stranger to the NCAA Tournament. In addition to winning a national championship as a player at Louisville in 1986, Payne made 10 trips to the NCAA Tournament as an assistant at Kentucky and Oregon, including seven Elite Eight appearances, four Final Fours and the 2012 national title with the Wildcats.

NCAA DOMINANCE

Not only have Payne and his staff competed in the NCAA Tournament as players and coaches, but they've advanced and won at a high rate. Kenny Payne, Danny Manning, Nolan Smith and Josh Jamieson have made 42 total NCAA appearances as players and coaches, with 30 trips to at least the Sweet 16. In those 42 appearances, the four coaches have a combined record of 110-37 (70.1%). Payne has made 13 NCAA trips as a player and a coach, with 11 visits to the Sweet 16 or better and a 41-11 record (78.8%).

CARDS IN SMITH'S DNA

Assistant coach Nolan Smith's father Derek Smith was a member of Louisville's 1980 NCAA Championship team and is seventh in career scoring at UofL with 1,826 points. Derek, who passed away on Aug. 9, 1996, is one of 20 Honored Jersey recipients for the Cardinals and is a member of the UofL Hall of Fame. Smith was the leading scorer (15.7 ppg) on Louisville's 1982 NCAA Final Four team. He played nine years in the NBA from 1982-91 and scored 5,232 career points in the league.

WAGNER RETURNS HOME

Milt Wagner, a top 10 career basketball scorer for Louisville whose honored jersey hangs in the KFC Yum! Center, joined the Cardinals' staff as Director of Player Development and Alumni Relations in May 2022. One of the most prolific scorers in UofL history during his career from 1981-86, Wagner ranks sixth all-time in scoring with 1,834 career points. A starter on the Cards' 1986 NCAA Championship team, UofL reached three NCAA Final Fours (1982, 1983, 1986) and participated in the NCAA Sweet Sixteen in all four of his playing seasons. Wagner was selected by the Dallas Mavericks in the second round of the 1986 NBA Draft with the 35th overall pick and played professional basketball for 13 years in various professional leagues, including as a member of the 1988 NBA Championship Los Angeles Lakers.

FATHER-SON DUOS

Kenny Payne will be coaching his son, graduate senior guard/forward Zan Payne, this year after Zan transferred from Kentucky, where he previously played under his father as an assistant. Coming into the 2023-24 season, there are 25 pairs of father-son, coach-player duos in basketball this season.

- | | |
|-------------------|---|
| Abilene Christian | Brette Tanner/Colby Tanner |
| Arizona State | Bobby Hurley/Bobby Hurley |
| Boise State | Leon Rice/Kade & Max Rice |
| Charlotte | Aaron Fearne/Tyler Fearne |
| UConn | Dan Hurley/Andrew Hurley |
| Dayton | Anthony Grant/Makai Grant |
| Drake | Darian DeVries/Tucker DeVries |
| Illinois-Chicago | Luke Yaklich/Griffin Yaklich |
| Iowa | Fran McCaffrey/Patrick McCaffrey |
| Lehigh | Brett Reed/Brendan Reed |
| Liberty | Ritchie McKay/Gabriel McKay |
| Long Beach State | Dan Monson/Maddow Monson |
| Louisville | Kenny Payne/Zan Payne |
| Memphis | Penny Hardaway/Jayden & Ashton Hardaway |
| Michigan | Juwon Howard/Jace Howard |
| Michigan State | Tom Izzo/Steven Izzo |
| Nebraska | Fred Hoiberg/Sam Hoiberg |
| Northern Iowa | Ben Jacobson/Hunter Jacobson |
| Oklahoma | Porter Moser/Jacob Moser |
| Saint Joseph's | Billy Lange/Will Lange |
| Saint Mary's | Randy Bennett/Cade Bennett |
| Southern Miss | Jay Ladner/Luke Ladner |
| USC Upstate | Dave Dickerson/Dave Dickerson III |
| VCU | Ryan Odom/Connor Odom |
| Wisconsin | Greg Gard/Isaac Gard |



REMEMBERING DENNY CRUM

(1937-2023)

Denny Crum, who won two NCAA Championships while serving as the University of Louisville's men's basketball coach for 30 years (1971-2001), passed away at his home on May 9, 2023. He was 86.

He directed Louisville to the 1980 and the 1986 NCAA Championships, ranking him as one of only 14 coaches in NCAA history to win two or more titles. Six times he guided the Cardinals into the NCAA Final Four, including four times in the decade of the '80s. Only five coaches all-time coached more Final Four teams than Crum.

The man admirably labeled "Cool Hand Luke" by former commentator Al McGuire was inducted into the Naismith Memorial Basketball Hall of Fame on May 9, 1994.

Crum guided the Cardinals to 23 NCAA Tournament appearances, 10th-most by a coach all-time. Crum's teams regularly faced one of the nation's toughest schedules and he amassed a 675-295 career coaching record, including an impressive 42-22 NCAA Tournament mark. Three of his squads participated in the NIT, reaching the NIT semifinals in 1985. The Cardinals captured or shared 12 Metro Conference regular season titles and 11 post-season tournament championships under Crum's guidance. Crum engineered UofL to 20 or more victories in 21 of his 30 seasons.

After his retirement following the 2000-01 season, Crum continued to work as a special assistant to the UofL president for several years. The KFC Yum! Center court has been named in his honor. Since 2001, The Denny Crum Scholarship Foundation and the Denny Crum Scholarship Fund at UofL have awarded over a million dollars benefiting over 425 students. The San Fernando, Calif., native made Louisville his home and has lent countless hours of his time for charitable causes throughout the community for over 50 years.

A new residence hall on the UofL campus was recently named in his honor. Denny Crum Hall made possible by L&N Federal Credit Union opened in the fall 2022 semester and houses a mixture of student-athletes and non-student athletes. Men's and women's basketball and women's lacrosse student-athletes - who each train in the adjoining facility, live in the residence hall.

UofL honored Crum at its season opener against UMBC on Nov. 6.

Louisville recognized Crum with a moment of silence before the game and hosted a special dedication for his seat at the KFC Yum! Center at halftime.

Crum's seat in Section 106 was permanently changed to black and marked in his honor to distinguish it from the rest of the venue's red seating. This gesture is similar to one previously complete for one of Crum's mentors, John Wooden, at UCLA.

Crum's family was on hand for the dedication and joined the ceremony from the court bearing his name, while his wife, Susan Sweeney Crum, addressed the crowd.

UofL players will have patches displaying Crum's iconic red jacket on all of their uniforms this season, while the coaching staff wore pins in his honor against UMBC. The players also wore a special shooting shirt pregame highlighting some of Crum's most notable accomplishments.

More information was also shared on the upcoming release of the Denny Crum Legacy Collection of apparel and other items, with a portion of the proceeds benefiting the Denny Crum Scholarship Foundation.

MISCELLANEOUS STATS

	2023-24	Career
10+ POINT GAMES		
Tre White	10	10
Skyy Clark	9	9
Mike James	8	22
Ty-Laur Johnson	5	5
Brandon Huntley-Hatfield	4	11
JJ Traynor	3	11
Curtis Williams	1	1
Hercy Miller	0	1
20+ POINT GAMES		
Skyy Clark	3	3
Tre White	2	2
Brandon Huntley-Hatfield	2	2
Mike James	1	3
JJ Traynor	1	1
30+ POINT GAMES		
10+ REBOUND GAMES		
Brandon Huntley-Hatfield	5	8
Mike James	1	1
Tre White	1	1
10+ ASSIST GAMES		
DOUBLE-DOUBLES		
Brandon Huntley-Hatfield	2	4
Mike James	1	1
Tre White	1	1
TRIPLE-DOUBLES		
GAMES LED UofL IN SCORING		
Skyy Clark	5	5
Mike James	3	9
Brandon Huntley-Hatfield	2	3
Tre White	2	2
GAMES LED UofL IN REBOUNDING		
Brandon Huntley-Hatfield	8	16
Mike James	2	3
Tre White	2	2
JJ Traynor	1	6
Emmanuel Okorafor	0	2
GAMES LED UofL IN ASSISTS		
Ty-Laur Johnson	7	7
Skyy Clark	3	3
Mike James	2	3
Brandon Huntley-Hatfield	1	3
Tre White	1	1
JJ Traynor	0	2
GAMES LED UofL IN BLOCKED SHOTS		
Brandon Huntley-Hatfield	6	17
Emmanuel Okorafor	3	6
Dennis Evans	3	3
JJ Traynor	2	16
Ty-Laur Johnson	2	2
Tre White	2	2
Danilo Jovanovich	1	1
Skyy Clark	1	1
Mike James	0	8
GAMES LED UofL IN STEALS		
Tre White	6	6
Ty-Laur Johnson	4	4
Brandon Huntley-Hatfield	3	9
Skyy Clark	3	3
Emmanuel Okorafor	2	2
Mike James	1	8
JJ Traynor	1	7
Curtis Williams	1	1

*career includes Louisville games only

LOUISVILLE RECORD BY SITUATION

CATEGORY	2022-23	2023-24	UNDER PAYNE
All games	4-28	5-6	9-34
Conference games	2-18	0-1	2-19
Non-con/postseason games	2-10	5-5	7-15
Home	4-13	5-2	9-15
Away	0-11	0-2	0-13
Neutral site	0-4	0-2	0-6
vs. Top 10 Opponents	0-2	0-0	0-2
vs. Top 25 opponents	0-7	0-1	0-8
vs. Unranked opponents	4-21	5-5	9-26
Winning the tip	0-12	4-5	4-17
Losing the tip	4-16	1-1	5-17
Scoring first	2-10	3-4	5-14
Opponent scores first	2-18	2-2	4-20
Leading at halftime	4-4	2-2	6-6
Trailing at halftime	0-24	3-4	3-28
Tied at halftime	0-0	0-0	0-0
Leading with 5:00 to play	4-2	3-1	7-3
Trailing with 5:00 to play	0-26	2-5	2-31
Tied with 5:00 to play	0-0	0-0	0-0
In overtime	0-0	1-0	1-0
Games decided by ≤3 pts.	0-6	1-1	1-7
Games decided by 4-10 pts.	3-4	2-4	5-8
Games decided by 11+ pts.	1-18	2-1	3-19
Shooting 50% or higher	2-3	1-0	3-3
Shooting 40-49%	2-14	3-2	5-16
Shooting less than 40%	0-11	1-4	1-15
Opp. shooting 50% or higher	0-11	2-1	2-12
Opp. shooting 40-49%	2-15	1-5	3-20
Opp. shooting less than 40%	2-2	2-0	4-2
Make more 3FG than opp.	2-9	3-3	5-12
Make fewer 3FG than opp.	1-18	2-3	3-21
3FG made are even	1-1	0-0	1-1
Attempt more FT than opp.	4-11	5-3	9-14
Attempt fewer FT than opp.	0-16	0-3	0-19
FT attempts are even	0-1	0-0	0-1
More rebounds than opp.	3-11	5-2	8-13
Fewer rebounds than opp.	1-16	0-3	1-19
Rebounds are even	0-1	0-1	0-2
More assists than opp.	1-3	2-0	3-3
Fewer assists than opp.	1-25	2-5	3-30
Assists are even	2-0	1-1	3-1
Commit more TOs than opp.	3-24	2-1	5-25
Commit fewer TOs than opp.	0-3	1-4	1-7
Turnovers are even	1-1	2-1	3-2
Scoring 100+ points	0-0	0-0	0-0
Scoring 90-99 points	1-0	1-0	2-0
Scoring 80-89 points	1-1	2-1	3-2
Scoring 70-79 points	0-4	1-1	1-5
Scoring 60-69 points	2-13	1-4	3-17
Scoring fewer than 60 points	0-10	0-0	0-10
Allowing 100+ points	0-0	0-0	0-0
Allowing 90-99 points	0-2	1-0	1-2
Allowing 80-89 points	1-10	1-2	2-12
Allowing 70-79 points	1-13	0-4	1-17
Allowing 60-69 points	0-3	2-0	2-3
Allowing fewer than 60 pts.	2-0	1-0	3-0
Following a win	1-3	1-3	2-6
Following a loss	3-25	4-3	7-28
More bench points than opp.	4-12	4-3	8-15
Fewer bench pts. than opp.	0-15	1-3	1-18
Bench points are even	0-1	0-0	0-1
in November	0-7	4-3	4-10
in December	2-5	1-3	3-8
in January	0-7	0-0	0-7
in February	2-7	0-0	2-7
in March	0-2	0-0	0-2
on Monday	0-2	1-1	1-3
on Tuesday	0-8	0-0	0-8
on Wednesday	2-6	2-1	4-7
on Thursday	0-1	0-0	0-1
on Friday	0-0	0-1	0-1
on Saturday	2-10	0-1	2-11
on Sunday	0-1	2-2	2-3

LAST TIME IT HAPPENED (TEAM)

A LOUISVILLE TEAM:

Was ranked	1/25/21
Associated Press Poll (No. 25), Coaches Poll (No. 23)	
Received votes in a national poll	11/29/21
Associated Press Poll (RV)	
Played a ranked team	11/19/23
(L) 81-80 vs. No. 19/17 Texas	
Beat a ranked team	1/6/21
(W) 73-71 vs. No. 19/20 Virginia Tech	
Won 5+ straight	12/22/20 - 1/13/21 (5)
Won 10+ straight	1/7/20 - 2/8/20 (10)
Won 15+ straight	2/14/13 - 11/23/13 (21)
Won 20+ straight	2/14/13 - 11/23/13 (21)
Lost 5+ straight	2/20/23 - 3/7/23 (5)
Scored 100 pts	11/13/18
(W) 104-54 vs. Southern	
Scored 100 pts on the road	1/24/17
(W) 106-51 at Pittsburgh	
Scored 100 pts and lost	2/9/13
(L) 104-101 (5OT) at No. 25/RV Notre Dame	
Allowed 100 pts	2/9/13
(L) 104-101 (5OT) at No. 25/RV Notre Dame	
Allowed 100 pts at home	2/11/01
(L) 106-72 vs. Charlotte	
Allowed 100 pts and won	3/4/74
(W) 117-107 vs. Illinois State	
Scored fewer than 50 pts	11/22/22
(L) 70-38 vs. #21/20 Texas Tech	
Allowed fewer than 50 pts	11/15/23
(W) 61-41 vs. Coppin State	
Scored 60 points in a half	12/5/15
(W) 111-63 vs. Grand Canyon	
Allowed 60 points in a half	12/20/97
(L) 94-86 vs. Georgia Tech	
Scored fewer than 20 pts in a half	11/22/22
(L) 70-38 vs. #21/20 Texas Tech (13 pts, first half)	
Allowed fewer than 20 pts in a half	11/25/20
(W) 79-44 vs. Evansville	
Grabbed 60 or more rebounds	11/17/14
(W) 88-39 vs. Jacksonville State	
Allowed 60 or more rebounds	1/4/94
(W) 132-87 vs. George Mason	
Back-to-back 20-point wins	2020
11/29/20 • (W) 86-64 vs. Prairie View A&M	
12/1/20 • (W) 75-54 vs. Western Kentucky	
30-point win	11/25/20
(W) 79-44 vs. Evansville	
Back-to-back 30-point wins	2016
12/10/16 • (W) 102-71 vs. Texas Southern	
12/17/16 • (W) 87-56 vs. Eastern Kentucky	
40-point win	12/5/18
(W) 86-41 vs. Central Arkansas	
Back-to-back 40-point wins	2012
12/4/12 • (W) 80-38 at College at Charleston	
12/8/12 • (W) 99-47 vs. Missouri-Kansas City	
50-point win	11/13/18
(W) 104-54 vs. Southern	

60-point win	11/24/14
(W) 87-26 vs. Savannah State	
70-point win	12/2/44
(W) 99-27 vs. Georgetown College	
30-point loss	11/22/22
(L) 70-38 vs. Texas Tech	
Played in OT game	11/26/23
(W) 90-84 (OT) vs. New Mexico State	
Played in a 2OT game	1/16/18
(W) 82-78 (2OT) at Notre Dame	
Played in a 3OT game	2/9/13
(L) 104-101 (5OT) at No. 25/RV Notre Dame	
Played in back-to-back OT games	2018
11/23/18 • (L) 77-74 (OT) vs. Marquette	
11/27/18 • (W) 82-78 (OT) vs. No. 9/8 Michigan State	
Had 5 players in double figures	12/3/23
(L) 75-68 at Virginia Tech	
Had 6 players in double figures	2/5/20
(W) 86-76 vs. Wake Forest	
Had 7 players in double figures	12/17/11
(W) 95-87 vs. Memphis	
Had 8 players in double figures	Never
Has not happened	
Had 2 double-figure rebounders	11/6/23
Mike James (10) and Brandon Huntley-Hatfield (10) vs. UMBC	
Had two 20-point scorers	11/26/23
Skyy Clark (29), Tre White (22) and JJ Traynor (20) vs. New Mexico State	
Had three 20-point scorers	11/26/23
(W) 90-84 (OT) vs. New Mexico State	
Had two 25-point scorers	12/27/10
Preston Knowles (31) and Kyle Kuric (25) vs. Morgan State	
Had 15+ 3FGs	2/1/22
15-of-35 vs. North Carolina	
Allowed 15+ 3FGs	2/7/23
17-of-31 at Pitt	
Held opponent under 35.0% shooting	11/15/23
28.1% (16-of-57) vs. Coppin State	
Recorded 25+ assists	12/31/13
28 at Central Florida	
Recorded 10+ blocks	3/7/18
10 vs. Florida State	
Recorded 15+ blocks	12/6/17
15 vs. Siena	
Committed fewer than 5 TOs	3/6/21
3 vs. No. 21/20 Virginia	
Committed 25+ TOs	1/31/09
26 vs. West Virginia	
Forced 25+ TOs	12/5/14
25 vs. Florida International	
Shot 60% from the field	11/29/20
60.9% (28-of-46) vs. Prairie View A&M	
Shot 70% from the field	02/27/93
70.0% (35-of-50) vs. No. 16/17 Tulane	
Shot 90% from FT line (min. 10)	2/20/23
90% (9-of-10) at Duke	

LAST TIME IT HAPPENED (INDIVIDUAL)

A LOUISVILLE INDIVIDUAL:

Scored 25 pts	11/26/23
Skyy Clark (29) vs. New Mexico State	
Scored 30 pts	2/11/23
El Ellis (33) at No. 19/20 Miami	
Scored 40 pts	3/14/14
Russ Smith (42) vs. Houston	
Scored 50 pts	Never
Record is 45 by Wes Unseld vs. Georgetown College, 12/1/67	
Scored 20 pts in a half	2/1/22
El Ellis (20, 2nd half) vs. North Carolina	
Had 15 rebounds	12/17/22
Sydney Curry (19) vs. Florida A&M	
Had 20 rebounds	12/1/01
Ellis Myles (23) vs. Tennessee State	
Had 25 rebounds	1/17/70
Mike Grosso (26) vs. Stetson	
Had 20 pts and 20 rebs	2/27/88
Pervis Ellison (21 pts, 22 rebs) at Virginia Tech	
Had 10 assists	12/14/22
El Ellis (10) vs. Western Kentucky	
Had 5 blocks	3/7/18
Anas Mahmoud (5) vs. Florida State	
Had 5 steals	11/12/22
Jae'Lyn Withers (5) vs. Wright State	
Had a double-double	12/17/23
Brandon Huntley-Hatfield (20 pts, 12 rebs) vs. Pepperdine	
Two players had a double-double	2/1/21
David Johnson (24 p, 10r), Samuel Williams (20 p, 18r) vs. Georgia Tech	
Had a triple-double	1/19/08
Terrence Williams (10 pts, 10 rebs, 10 asts) at Seton Hall	
Had a four-point play	12/3/23
Ty-Laur Johnson vs. Virginia Tech	

AN OPPOSING INDIVIDUAL:

Scored 30 pts	12/10/21
David Jones, DePaul (33)	
Scored 40 pts	1/11/17
Jamel Artis, Pittsburgh (43)	
Scored 20 pts in a half	1/8/22
Caleb Mills, Florida State (23, 1st half)	
Had 15 rebounds	1/14/23
Armando Bacot, North Carolina (16)	
Had 20 rebounds	2/1/22
Armando Bacot, North Carolina (22)	
Had 20 pts and 20 rebs	11/23/94
Dwayne Whitfield, Jackson State (24 pts, 21 rebs)	
Had 10 assists	3/4/23
Reece Beekman, Virginia (11)	
Had 5 blocks	2/7/23
Guillermo Diaz Graham, Pitt (5)	
Had 5 steals	1/14/23
Caleb Love, North Carolina (5)	
Had a double-double	11/15/23
Justin Winston, Coppin State (13 pts, 10 rebs)	

TOP LOUISVILLE EFFORTS SINCE 2002-03

Longest winning streak (single-season): 17 games (2002-03)

Longest winning streak (multiple-season span): 21 games (last 16 G of 2012-13, first 5 G of 2013-14)

Longest conference winning streak: 10, three times -- 2008-09, 2012-13, & 2019-20 seasons

Longest losing streak: 10 games (2022-23)

Longest conference losing streak: 10 games (2022-23)

Most points scored in a game: 114 vs. Western Kentucky, 12-22-10 (UL 114, WKU 82)

Fewest points scored in a game: 38 vs. #21/20 Texas Tech, 11-22-22 (TTU 70, UL 38)

Most points allowed in a game: 104 vs. Notre Dame, 2-9-13 (UND 104, UL 101, 5 ot)

Fewest points allowed in a game: 26 vs. Savannah State, 11-24-14 (UL 87, SSU 26)

Fewest points allowed in a conference game: 31 vs. Rutgers, 3-13-14 (UL 92, RU 31)

Largest margin of victory: 64 vs. Morehead St., 12-27-04 (UL 104, USA 40)

Largest margin of victory in a conference game: 61 vs. Rutgers, 3-13-14 (UL 92, RU 31)

Largest losing margin: 37 at Wisconsin, 12-19-20 (UW 85, UL 48)

Fewest points scored in a win: 45 vs. Cleveland State, 11-26-14 (UL 45, CSU 33)

Most points allowed in a win: 93 vs. UMBC, 11-6-23 (UL 94, UMBC 93)

Most points scored in a loss: 101 vs. Notre Dame, 2-9-13 (UND 104, UL 101, 5 ot)

Fewest points allowed in a loss: 52 vs. Drexel, 12-14-10 (DU 52, UL 46); vs. Syracuse, 2-13-12 (SU 52, UL 51); vs. Virginia, 2-17-15 (UVa 52, UL 47)

Largest deficit overcome to win a game: 20 vs. West Virginia, 3-26-05 (UL 18, WVU 38)

Largest lead given up in a loss: 23 vs. Duke, 2-12-19 (UL 59, DU 36)

Highest shooting percentage: .667 vs. North Carolina Central, 11-17-19 (UL 87, UNCC 58)

Highest shooting percentage in a conference game: .652 vs. Pittsburgh, 1-25-15 (UL 80, Pitt 68)

Lowest shooting percentage: .224 vs. #21/20 Texas Tech, 11-22-22 (TTU 70, UL 38)

Lowest shooting percentage in a conference game: .259 vs. Syracuse, 2-20-19 (Syracuse 69, UL 49)

Highest 3-point percentage: .778 vs. Memphis, 2-4-04 (UL 58, UM 62)

Highest 3-point percentage in a conference game: .778 vs. Memphis, 2-4-04 (UL 58, UM 62)

Lowest 3-point percentage: .000 vs. Pittsburgh, 2-11-15 (UL 69, Pitt 56)

Lowest 3-point percentage in a conference game: .000 vs. Pittsburgh, 2-11-15 (UL 69, Pitt 56)

Most 3-pointers: 22 vs. Hartford, 11-17-07 (UL 104, UH 69)

Free throws made: 42 vs. Nicholls, 11-8-18 (in 55 attempts; UL 85, NSU 72)

Most assists: 34 vs. VMI, 12-23-04 (UL 107, VMI 56)

Most blocked shots: 18 vs. Holy Cross, 12-7-03 (UL 56, HC 40)



HEAD COACH KENNY PAYNE

CAREER RECORD: 9-34 (SECOND SEASON)
RECORD AT LOUISVILLE: SAME

KENNY PAYNE FILE

PERSONAL

Born: Nov. 25, 1966
Hometown: Laurel, Miss.
Alma Mater: Louisville (finished career in 1989, graduated in 2003)
Wife: Michelle
Children: Alexis and Alexander (Zan)

COACHING CAREER

2004-09: Oregon (Assistant Coach)
2010-14: Kentucky (Assistant Coach)
2014-20: Kentucky (Associate Head Coach)
2020-22: New York Knicks (Assistant Coach)
2022-present: Louisville (Head Coach)



Kenny Payne, a veteran college and NBA coach with 18 years of coaching experience and a former Cardinal basketball great, was named the new head men's basketball coach at the University of Louisville on March 18, 2022.

Prior to returning to UofL, Payne most recently served as an assistant coach with the NBA's New York Knicks after 15 years as a college assistant or associate head coach with both the University of Oregon and the University of Kentucky.

Payne's contract with the Cardinals will be for six years, extending through the 2027-28 season. He is just the sixth head coach to guide the Cardinals in the last 48 years, following Denny Crum (1971-2001), Rick Pitino (2001-17), David Padgett (2017-18, interim), Chris Mack (2018-22) and Mike Pegues (2021-22, interim). Payne is the 23rd head coach in Louisville's 108-year history, the ninth in the past 77 years, and just the fourth since 1971, excluding interim coaches.

Payne has been a part of successful coaching staffs. The Knicks posted a 41-31 record in 2020-21, finishing fourth in NBA Eastern Conference and

were 35-45 through April 6. While at Oregon and Kentucky, teams in which he coached reached four Final Fours, participated in 10 NCAA Tournaments (two at Oregon) and won six conference tournaments (one at Oregon), compiling a collective 395-165 record (.705). The 2006-07 Oregon team advanced to the NCAA Elite Eight for only the fifth time in school history at that time. Kentucky reached the Final Four in 2011, 2012, 2014 and 2015 with Payne, winning the 2012 NCAA Championship.

Coming into the 2022-23 season, Payne was the only Division I men's basketball coach in the country who was an NBA Draft pick and also won national championships as a player and a coach (including as an assistant).

Payne was honored in the A STEP UP Assistant Coaches Hall of Fame Class of 2020 for his track record of success, outstanding and significant contributions to the game, as well as his high character, integrity and respect among colleagues.

Payne, who served as associate head coach at Kentucky from 2014-20, played a key role in assembling 11 impressive recruiting classes while at Kentucky, all of which were among the nation's top three and five that were recognized as the No. 1 class, plus he helped gather a top 20 class at Oregon.

Payne's 2023 recruiting class at Louisville was ranked in the top six nationally by both Rivals and 247Sports.

He has been nationally recognized for player development. In Payne's 10 years at Kentucky, the Wildcats had a player selected in the NBA Draft lottery and had multiple players picked in the first round in every year, including two overall No. 1 selections. In addition, three Oregon players were selected in the first and second rounds of the NBA Draft in Payne's time there.

As a student-athlete at UofL, Payne scored 1,083 points in his four years (1985-86), connecting on 40.1 percent of his career three-point goals (85-of-212, fourth-highest in UofL history).


He was a member of Louisville' 1986 NCAA Championship team as a freshman and during his collegiate career, Louisville participated in three NCAA Sweet 16s and won three Metro Conference championships and three Metro tournament titles while posting a combined 98-41 record.

As a senior playing under Hall of Fame Coach Denny Crum, Payne averaged 14.5 points and 5.7 rebounds and was named to the All-Metro Conference second team as Louisville posted a 24-9 record and reached the NCAA Sweet 16.

He was selected in the first round of the 1989 NBA Draft with the 19th overall pick by the Philadelphia 76ers, where he played four seasons (1989-93). He continued to play professional basketball abroad and in the Continental Basketball Association until 2000, with stops at the CBA Tri-Cities (Washington) and with teams in Italy, Japan, Brazil, the Philippines, Cypress, China, Argentina and Australia.

Payne earned a Bachelor of Science degree in sport administration from Louisville in 2003.

He and his wife, Michelle, have two children: Alexis and Alexander (Zan), who is a graduate senior on the UofL basketball team.



HEAD COACHES WHO WERE NBA DRAFT PICKS

Coach	Year	Round/Pick	Team
Steve Alford, Nevada	1987	Round 2, 26th Pick	Dallas Mavericks
Tommy Amaker, Harvard	1987	Round 3, 9th Pick	Seattle Super Sonics
Tony Bennett, Virginia	1992	Round 2, 8th Pick	Charlotte Hornets
Alvin Brooks, Lamar	1981	Round 10, 17th Pick	San Antonio Spurs
Speedy Claxton, Hofstra	2000	Round 1, 20th Pick	Philadelphia 76ers
Hubert Davis, North Carolina	1992	Round 1, 20th Pick	New York Knicks
Johnny Dawkins, UCF	1986	Round 1, 10th Pick	San Antonio Spurs
Jamie Dixon, TCU	1987	Round 7, 150th Pick	Washington Bullets
Bryce Drew, Grand Canyon	1998	Round 1, 16th Pick	Houston Rockets
Kim English, Providence	2012	Round 2, 14th Pick	Detroit Piston
Penny Hardaway, Memphis	1993	Round 1, 3rd Pick	Golden St. Warriors
Steve Henson, UTSA	1990	Round 2, 44th Pick	Milwaukee Bucks
Fred Hoiberg, Nebraska	1995	Round 2, 52nd Pick	Indiana Pacers
Juwan Howard, Michigan	1994	Round 1, 5th Pick	Washington Bullets
Bobby Hurley, Arizona State	1993	Round 1, 7th Pick	Sacramento Kings
Jeff Jones, Old Dominion	1982	Round 4, 8th Pick	Indiana Pacers
Mike Jones, UNC Greensboro	1988	Round 3, 13th Pick	Milwaukee Bucks
Jim Larranaga, Miami	1971	Round 6, 11th Pick	Detroit Pistons
Jim Les, UC Davis	1986	Round 3, 23rd Pick	Atlanta Hawks
Mark Madsen, Cal	2000	Round 1, 29th Pick	Los Angeles Lakers
Kenny Payne, Louisville	1989	Round 1, 19th Pick	Philadelphia 76ers
Mark Pope, BYU	1996	Round 2, 23rd Pick	Indiana Pacers
Lorenzo Romar, Pepperdine	1980	Round 7, 141st Pick	Golden St. Warriors
Jerry Stackhouse, Vanderbilt	1995	Round 1, 3rd Pick	Philadelphia 76ers
Rod Strickland, LIU	1988	Round 1, 19th Pick	New York Knicks
Reggie Theus, Bethune	1978	Round 1, 9th Pick	Chicago Bulls
Darrell Walker, Little Rock	1983	Round 1, 12th Pick	New York Knicks
Mike Woodson, Indiana	1980	Round 1, 12th Pick	New York Knicks
Mo Williams, Jackson State	2003	Round 2, 47th Pick	Utah Jazz

ACTIVE HEAD COACHES TO WIN NATIONAL TITLE AS PLAYER AND COACH

Coach	National Title as Player	National Title as Coach
Kenny Payne, Louisville	Louisville (1986)	Kentucky (2012, assistant)
Jon Scheyer, Duke	Duke (2010)	Duke (2015, assistant)

Kenny Payne is the only Division I men's basketball head coach in the country who was a NBA Draft pick, as well as a national champion as a player and a coach.





#0 MIKE JAMES

RS SOPHOMORE | GUARD/FORWARD | 6-5 | 200 | 1L
ORLANDO, FLA. (OAK RIDGE HS)
Years at UoFL: 3 | Years in college: 3 | Eligibility (including this year): 3

Opp.	GS	Min	FG	A	Pct	3FG	A	Pct	FT	A	Pct	O	D	T	PF	FO	A	TO	B	S	Pts
UMBC	*	33	6	12	.500	0	3	.000	13	14	.929	2	8	10	2	0	1	1	0	0	25
CHATTANOOGA	*	22	6	12	.500	4	6	.667	1	3	.333	2	3	5	4	0	2	1	0	1	17
COPPIN STATE	*	30	4	7	.571	1	4	.250	3	3	1.000	0	3	3	2	0	2	1	0	0	12
vs. Texas	*	31	1	6	.167	0	1	.000	0	0	.000	0	3	3	2	0	1	2	0	0	2
vs. Indiana	*	32	2	6	.333	0	2	.000	4	4	1.000	0	7	7	3	0	0	0	0	1	8
NEW MEXICO ST.	*	37	0	7	.000	0	3	.000	5	8	.625	3	5	8	2	0	1	2	0	0	5
BELLARMINE	*	25	4	8	.500	2	5	.400	0	0	.000	0	4	4	5	1	0	1	0	1	10
at Virginia Tech*	*	33	4	12	.333	2	5	.400	0	0	.000	2	7	9	4	0	4	1	0	1	10
at DePaul	*	34	6	12	.500	0	1	.000	6	7	.857	3	3	6	2	0	2	1	0	2	18
ARKANSAS STATE	*	33	3	6	.500	0	1	.000	4	6	.666	2	5	7	1	0	1	1	0	0	10
PEPPERDINE	*	30	7	14	.500	3	4	.750	2	2	1.000	1	5	6	2	0	1	3	1	1	19
KENTUCKY																					
at Virginia*																					
PITT*																					
at Miami*																					
NC STATE*																					
at North Carolina*																					
at Wake Forest*																					
DUKE*																					
VIRGINIA*																					
at Clemson*																					
FLORIDA STATE*																					
at Syracuse*																					
GEORGIA TECH*																					
at Boston College*																					
at Pitt*																					
NOTRE DAME*																					
at Duke*																					
SYRACUSE*																					
VIRGINIA TECH*																					
BOSTON COLLEGE*																					

SEASON/UOFL CAREER HIGHS

POINTS	
Season	25, vs. UMBC, 11/6/23
Career	Same
REBOUNDS	
Season	10, vs. UMBC, 11/6/23
Career	Same
FIELD GOALS	
Season	7, vs. Pepperdine, 12/17/23
Career	9, vs. Wake Forest, 1/7/23
FIELD GOALS ATTEMPTED	
Season	14, vs. Pepperdine, 12/17/23
Career	16, 2x, last vs. Virginia Tech, 2/28/23
THREE-POINT FIELD GOALS	
Season	4, vs. Chattanooga, 11/10/23
Career	5, vs. Wake Forest, 1/7/23
THREE-POINT FIELD GOALS ATTEMPTED	
Season	6, vs. Chattanooga, 11/10/23
Career	9, vs. Wake Forest, 1/7/23
FREE THROWS	
Season	13, vs. UMBC, 11/6/23
Career	Same
FREE THROWS ATTEMPTED	
Season	14, vs. UMBC, 11/6/23
Career	Same
ASSISTS	
Season	4, at Virginia Tech, 12/3/23
Career	Same
BLOCKED SHOTS	
Season	1, vs. Pepperdine, 12/17/23
Career	2, at NC State, 12/22/22
STEALS	
Season	2, at DePaul, 12/9/23
Career	3, vs. Cincinnati, 11/23/22
MINUTES PLAYED	
Season	37, vs. New Mexico State, 11/26/23
Career	39, at Boston College, 1/25/23

MIKE JAMES FILE


- Had first career double-double with career-high 25 points and 10 rebounds in the season opener vs. UMBC on Nov. 6
- Started all 32 games last season, averaging 10.1 points (second-best on the team)
- Fourth-leading scorer in the ACC among freshmen; 1 of 2 ACC freshmen to average at least 10 points and three rebounds per outing
- First UoFL freshman to score at least 17 points in three straight games since DeJuan Wheat in 1993-94
- First UoFL freshman to score at least 24 points multiple times in their rookie season since Francisco Garcia in 2002-03
- Named to 2022-23 ACC All-Academic Team

GETTING TO KNOW MIKE JAMES

- Born Sept. 9, 2002 ... Son of Serena and Douglas James ... Has two older sisters, Mikayla and Daesha ... Major is sport administration.
- Personal goal at UoFL is to win a national championship.
- Enjoys playing video games in his spare time.
- Chose to attend UoFL because "it was the best fit for me."
- His father Douglas and mother Serena had the greatest influence on his athletic career.
- When playing basketball as a kid, he pretended he was LeBron James.
- Best thing about being a Cardinal is the culture.
- If you walked into his dorm room, the first thing you would notice is how neat it is.
- Best basketball advice given to him was to work hard all of the time.
- Best moment of his athletic career was committing to UoFL.
- Feels like Damson Idris would be the best actor to play him in a movie.
- Best athlete he ever faced was Jayson Tatum.
- Would most like to meet LeBron James.

JAMES CAREER STATISTICS

Year	GP	GS	Min	Avg	FG	FGA	Pct	3FG	3FGA	Pct	FT	FTA	Pct	OReb	DReb	Reb	Avg	PF	FO	Ast	TO	Blk	Stl	Pts	Avg	
2021-22	<i>Redshirted due to injury</i>																									
2022-23	32	32	993	31.0	106	224	.453	35	98	.357	75	96	.781	22	82	104	3.3	78	2	34	65	12	17	322	10.1	
2023-24	11	11	340	30.9	43	102	.422	12	35	.343	38	47	.809	15	53	68	6.2	29	1	15	14	1	7	136	12.4	
Total	43	43	1333	31.0	149	336	.443	47	133	.353	113	143	.790	37	135	172	4.0	107	3	49	79	13	24	458	10.7	



#1 CURTIS WILLIAMS

**FRESHMAN | GUARD/FORWARD | 6-5 | 205 | HS
DETROIT, MICH. (BROTHER RICE HS)**

Years at UofL: 1 | Years in college: 1 | Eligibility (including this year): 4

Opp.	GS	Min	FG	A	Pct	3FG	A	Pct	FT	A	Pct	O	D	T	PF	FO	A	TO	B	S	Pts
UMBC	10	1	2	.500	0	1	.000	0	0	.000	0	0	0	1	0	0	2	0	0	0	2
CHATTANOOGA	14	3	5	.600	0	1	.000	0	0	.000	2	0	2	0	0	0	0	0	0	0	6
COPPIN STATE	12	3	7	.429	2	3	.667	0	0	.000	1	0	1	1	0	0	1	0	1	0	8
vs. Texas	7	0	3	.000	0	2	.000	0	0	.000	0	1	1	1	0	1	0	0	0	1	0
vs. Indiana	8	1	3	.333	1	2	.500	0	0	.000	0	1	1	0	0	0	0	0	0	0	3
NEW MEXICO ST.	7	0	1	.000	0	1	.000	0	0	.000	0	0	0	0	0	0	1	0	0	0	0
BELLARMINE	12	1	5	.200	1	3	.333	0	0	.000	0	2	2	0	0	1	0	0	0	0	3
at Virginia Tech*	6	0	2	.000	0	0	.000	0	0	.000	0	0	0	0	0	0	0	0	0	0	0
at DePaul	21	2	5	.400	1	3	.333	0	0	.000	0	0	0	2	0	1	2	0	0	0	5
ARKANSAS STATE	17	1	6	.167	0	3	.000	0	0	.000	0	2	2	2	0	1	0	0	0	0	2
PEPPERDINE	23	6	8	.750	4	5	.800	0	0	.000	0	1	1	1	0	1	2	0	1	16	16
KENTUCKY																					
at Virginia*																					
PITT*																					
at Miami*																					
NC STATE*																					
at North Carolina*																					
at Wake Forest*																					
DUKE*																					
VIRGINIA*																					
at Clemson*																					
FLORIDA STATE*																					
at Syracuse*																					
GEORGIA TECH*																					
at Boston College*																					
at Pitt*																					
NOTRE DAME*																					
at Duke*																					
SYRACUSE*																					
VIRGINIA TECH*																					
BOSTON COLLEGE*																					

GETTING TO KNOW CURTIS WILLIAMS

- Born Nov. 25, 2004... Son of Rhea Rodgers... Has one sister, Alexis Jones... Major is undecided.
- Personal goals at UofL are to maintain a 3.5 GPA or higher and go to March Madness.
- Chose to attend UofL because "I felt like it was a great place for me to develop on and off the court."
- Enjoys sleeping, eating, watching Netflix and hanging out with friends in his spare time.
- The basketball player he most admires is Carmelo Anthony.
- He'd most like to meet Eric Thomas.
- He thinks Michael B. Jordan would play him in a movie about his life.
- Few people know this about him, but he used to swim and play chess.
- When he played basketball as a kid, he always pretended he was Kobe Bryant.
- The best athlete he ever faced was Jordan Crawford.
- His mother had the greatest influence on his basketball career.
- The best moment of his athletic career so far was winning Jr. NBA on a game-winner to go to Florida.

WILLIAMS CAREER STATISTICS

Year	GP	GS	Min	Avg	FG	FGA	Pct	3FG	3FGA	Pct	FT	FTA	Pct	OReb	DReb	Reb	Avg	PF	FO	Ast	TO	Blk	Stl	Pts	Avg
2023-24	11	0	138	12.5	18	47	.383	9	24	.375	0	0	.000	3	7	10	0.9	7	0	5	8	0	3	45	4.1
TOTAL	11	0	138	12.5	18	47	.383	9	24	.375	0	0	.000	3	7	10	0.9	7	0	5	8	0	3	45	4.1

SEASON/UOFL CAREER HIGHS

POINTS

Season 16, vs. Pepperdine, 12/17/23
Career Same

REBOUNDS

Season 2, 3x, last vs. Arkansas State, 12/13/23
Career Same

FIELD GOALS

Season 6, vs. Pepperdine, 12/17/23
Career Same

FIELD GOALS ATTEMPTED

Season 8, vs. Pepperdine, 12/17/23
Career Same

THREE-POINT FIELD GOALS

Season 4, vs. Pepperdine, 12/17/23
Career Same

THREE-POINT FIELD GOALS ATTEMPTED

Season 5, vs. Pepperdine, 12/17/23
Career Same

FREE THROWS

Season 0
Career Same

FREE THROWS ATTEMPTED

Season 0
Career Same

ASSISTS

Season 1, 5x, last vs. Pepperdine, 12/17/23
Career Same

BLOCKED SHOTS

Season 0
Career Same

STEALS

Season 1, 3x, last vs. Pepperdine, 12/17/23
Career Same

MINUTES PLAYED

Season 23, vs. Pepperdine, 12/17/23
Career Same

CURTIS WILLIAMS FILE

- Scored career-high 16 points and made 4 of 5 3-pointers against Pepperdine on Dec. 17
- Averaged 16.2 points, 6.5 rebounds and 2.7 assists as a senior at Brother Rice High School in Bloomfield Hills, Mich., in Detroit's Catholic High School League
- Named runner-up for Michigan's 2023 Mr. Basketball award
- Led Brother Rice to a 22-2 record and helped the Warriors claim their first outright CHSL Central Division title since 1996 and their first CHSL tournament championship since 1990
- Averaged 16.8 points and 7.7 rebounds per game as a junior at Brother Rice
- Ranked as No. 73 player in the 2023 Rivals rankings, No. 77 in the 247Sports Composite and No. 84 in ESPN100



#4 TY-LAUR JOHNSON

FRESHMAN | GUARD | 6-0 | 160 | FR
BROOKLYN, N.Y. (OUR SAVIOUR LUTHERAN SCHOOL)
Years at UofL: 1 | Years in college: 1 | Eligibility (including this year): 4

Opp.	GS	Min	FG	A	Pct	3FG	A	Pct	FT	A	Pct	O	D	T	PF	FO	A	TO	B	S	Pts
UMBC		21	4	6	.667	1	2	.500	3	4	.750	1	1	2	3	0	2	1	0	1	12
CHATTANOOGA		16	1	5	.200	0	2	.000	2	1.000	1	0	1	3	0	1	2	0	1	4	
COPPIN STATE		19	2	3	.667	0	1	.000	4	5	.800	1	0	1	0	0	2	5	1	2	8
vs. Texas		25	2	4	.500	0	1	.000	10	12	.833	0	0	0	1	0	6	2	1	0	14
vs. Indiana		17	1	5	.200	0	1	.000	4	4	1.000	0	0	0	5	1	4	1	0	1	6
NEW MEXICO ST.		29	2	6	.333	0	2	.000	6	9	.667	2	0	2	4	0	6	4	0	1	10
BELLARMINE		18	3	9	.333	0	3	.000	2	2	1.000	0	2	2	2	0	5	3	0	0	8
at Virginia Tech*		19	4	8	.500	1	3	.333	1	1	1.000	1	1	2	3	0	0	2	0	2	10
at DePaul		30	4	10	.400	2	5	.400	2	3	.667	0	2	2	5	1	5	1	1	2	12
ARKANSAS STATE	*	22	3	10	.300	1	3	.333	1	2	.500	0	2	2	5	1	3	0	0	1	8
PEPPERDINE	*	25	2	7	.286	1	2	.500	0	0	.000	0	4	4	3	0	4	3	1	2	5
KENTUCKY																					
at Virginia*																					
PITT*																					
at Miami*																					
NC STATE*																					
at North Carolina*																					
at Wake Forest*																					
DUKE*																					
VIRGINIA*																					
at Clemson*																					
FLORIDA STATE*																					
at Syracuse*																					
GEORGIA TECH*																					
at Boston College*																					
at Pitt*																					
NOTRE DAME*																					
at Duke*																					
SYRACUSE*																					
VIRGINIA TECH*																					
BOSTON COLLEGE*																					

GETTING TO KNOW TY-LAUR JOHNSON

- Born Feb. 11, 2004... Son of Raamel and Tiffany... Major is undecided.
- Chose to attend UofL because "this was the best fit for me and a dream school."
- Enjoys playing games and watching movies in his spare time.
- The basketball player he most admires is Kyrie Irving.
- If you walked into his dorm room, the first thing you would notice is the LED lights.
- He'd most like to meet Michael Jordan.
- His personal goal at UofL is to graduate.
- His family had the greatest influence on his basket-

ball career.

- The best moment of his athletic career so far was scoring 1,000 points in two years.
- He thinks the best thing about being a Cardinal is the people that you are around.
- The thing he's most proud of is being a Division I basketball player.
- The best basketball advice anyone ever gave him was "trust the process."
- The reason he wears No. 4 is because his former number (2) is retired at Louisville, so he multiplied it by two.

SEASON/UOFL CAREER HIGHS

POINTS

Season 14, vs. Texas, 11/19/23
 Career Same

REBOUNDS

Season 4, vs. Pepperdine, 12/17/23
 Career Same

FIELD GOALS

Season 4, 3x, last at DePaul, 12/9/23
 Career Same

FIELD GOALS ATTEMPTED

Season 10, 2x, last vs. Arkansas State, 12/13/23
 Career Same

THREE-POINT FIELD GOALS

Season 2, at DePaul, 12/9/23
 Career Same

THREE-POINT FIELD GOALS ATTEMPTED

Season 5, at DePaul, 12/9/23
 Career Same

FREE THROWS

Season 10, vs. Texas, 11/19/23
 Career Same

FREE THROWS ATTEMPTED

Season 12, vs. Texas, 11/19/23
 Career Same

ASSISTS

Season 6, 2x, last vs. New Mexico State, 11/26/23
 Career Same

BLOCKED SHOTS

Season 1, 4x, last vs. Pepperdine, 12/17/23
 Career Same

STEALS

Season 2, 4x, last vs. Pepperdine, 12/17/23
 Career Same

MINUTES PLAYED


Season 30, at DePaul, 12/9/23
 Career Same

TY-LAUR JOHNSON FILE

- Had career-high 14 points and six assists vs. Texas in return to New York City on Nov. 19
- Scored 12 points with two assists in 21 minutes in his first college game against UMBC on Nov. 6
- Averaged 18.4 points, 5.7 assists, 4.8 rebounds and 2.5 steals per game as a senior at Our Saviour Lutheran in the Overtime Elite League.
- Played junior season at St. Benedict's Prep in Newark, N.J., and was named an honorable mention to MaxPreps' 2021-22 Junior All-America Team
- Named 2022 NJ Prep Player of the Year
- Averaged 26 points, six assists, six rebounds and four steals while shooting 38% from 3-point range; squad 25-1 and ranked sixth in National Top 20
- Earned First Team All-Peach Jam honors after averaging 21.7 points per outing and named Peach Jam All-Defensive Team

JOHNSON CAREER STATISTICS

Year	GP	GS	Min	Avg	FG	FGA	Pct	3FG	3FGA	Pct	FT	FTA	Pct	Oreb	DReb	Reb	Avg	PF	FO	Ast	TO	Blk	Stl	Pts	Avg
2023-24	11	2	241	21.9	28	73	.384	6	25	.240	35	44	.795	6	12	18	1.6	34	3	38	24	4	13	97	8.8
TOTAL	11	2	241	21.9	28	73	.384	6	25	.240	35	44	.795	6	12	18	1.6	34	3	38	24	4	13	97	8.8



#5 BRANDON HUNTLEY-HATFIELD

JUNIOR | FORWARD | 6-10 | 240 | 1L
CLARKSVILLE, TENN. (UNIV. OF TENNESSEE)
Years at UofL: 2 | Years in college: 3 | Eligibility (including this year): 2

Opp.	GS	Min	FG	A	Pct	3FG	A	Pct	FT	A	Pct	O	D	T	PF	FO	A	TO	B	S	Pts
UMBC	*	19	2	4	.500	0	1	.000	1	3	.333	5	5	10	3	0	1	3	1	1	5
CHATTANOOGA	*	32	3	7	.429	0	0	.000	0	0	.000	5	9	14	3	0	2	2	1	3	6
COPPIN STATE	*	24	3	6	.500	0	1	.000	0	0	.000	2	5	7	0	0	2	1	0	0	6
vs. Texas	*	27	3	6	.500	1	1	1.000	4	4	1.000	3	6	9	5	1	0	1	0	1	11
vs. Indiana	*	35	3	9	.333	0	0	.000	0	0	.000	2	7	9	4	0	2	1	1	0	6
NEW MEXICO ST.	*	22	0	2	.000	0	1	.000	0	0	.000	0	4	4	2	0	0	0	1	0	0
BELLARMINE	*	24	3	5	.600	0	0	.000	3	6	.500	3	7	10	2	0	1	3	2	0	9
at Virginia Tech*	*	38	4	6	.667	0	1	.000	6	6	1.000	2	7	9	3	0	0	1	1	0	14
at DePaul	*	27	1	2	.500	0	0	.000	2	4	.500	1	5	6	5	1	0	0	0	1	4
ARKANSAS STATE	*	31	4	7	.571	0	0	.000	12	14	.857	5	6	11	1	0	0	0	2	0	20
PEPPERDINE	*	31	6	11	.545	0	0	.000	8	11	.727	6	6	12	1	0	2	1	2	0	20
KENTUCKY																					
at Virginia*																					
PITT*																					
at Miami*																					
NC STATE*																					
at North Carolina*																					
at Wake Forest*																					
DUKE*																					
VIRGINIA*																					
at Clemson*																					
FLORIDA STATE*																					
at Syracuse*																					
GEORGIA TECH*																					
at Boston College*																					
at Pitt*																					
NOTRE DAME*																					
at Duke*																					
SYRACUSE*																					
VIRGINIA TECH*																					
BOSTON COLLEGE*																					

SEASON/UOFL CAREER HIGHS

POINTS

Season 20, 2x, last vs. Pepperdine, 12/17/23
 Career Same

REBOUNDS

Season 14, vs. Chattanooga, 11/10/23
 Career Same

FIELD GOALS

Season 6, vs. Pepperdine, 12/17/23
 Career Same

FIELD GOALS ATTEMPTED

Season 11, vs. Pepperdine, 12/17/23
 Career 11, 2x, last vs. Pepperdine, 12/17/23

THREE-POINT FIELD GOALS

Season 1, vs. Texas, 11/19/23
 Career 2, vs. Western Kentucky, 12/14/22

THREE-POINT FIELD GOALS ATTEMPTED

Season 1, 5x, last at Virginia Tech, 12/3/23
 Career 3, vs. Western Kentucky, 12/14/22

FREE THROWS

Season 12, vs. Arkansas State, 12/13/23
 Career Same

FREE THROWS ATTEMPTED

Season 14, vs. Arkansas State, 12/13/23
 Career Same

ASSISTS

Season 2, 4x, last vs. Pepperdine, 12/17/23
 Career 3, vs. Bellarmine, 11/9/22

BLOCKED SHOTS

Season 2, 3x, last vs. Pepperdine, 12/17/23
 Career 3, 3x, last at Georgia Tech, 2/25/23

STEALS

Season 3, vs. Chattanooga, 11/10/23
 Career 4, vs. Texas Tech, 11/22/22

MINUTES PLAYED

Season 38, at Virginia Tech, 12/3/23
 Career 38, 3x, last at Virginia Tech, 12/3/23

HUNTLEY-HATFIELD FILE


- Tied his career high in points (20) in back-to-back games with double-doubles vs. Arkansas State (11 rebounds) and Pepperdine (12 rebounds)
- Grabbed career-high 14 rebounds with three steals against Chattanooga on Nov. 10
- Started 21 of 24 games last season, averaging 6.7 points and a team-high 5.4 rebounds
- Recorded his second career double-double with 12 points and career-high 12 rebounds in 38 minutes at NC State on Dec. 22, 2022
- Recorded first career double-double with 12 points and 10 rebounds vs. App State on 11/25/22
- Named to 2022-23 ACC All-Academic Team

GETTING TO KNOW BRANDON HUNTLEY-HATFIELD

- Born Aug. 6, 2003 ... Son of Antoinette Huntley and Brian Hatfield ... Has four siblings: Danielle, Zoe, JR and Roger ... Major is sport administration.
- Personal goal at UofL is to win a national championship.
- Chose to attend UofL because "I trusted that KP knew what I wanted, and he devoted himself to helping me rescue my family."
- Enjoys watching Netflix and playing Call of Duty in his spare time.
- God has had the greatest influence on his athletic career.
- Most proud of never giving up.
- Best moment of his athletic career was going to college.
- Best basketball advice given to him is to "fall in love with the process."
- When he played basketball as a kid, he pretended he was Kyrie Irving.
- Best thing about being a Cardinal is competing every day.
- The best athlete he ever faced is Michael Beasley.
- Would most like to meet Odell Beckham Jr., Gervonta Davis and LeBron James.

HUNTLEY-HATFIELD CAREER STATISTICS

Year	GP	GS	Min	Avg	FG	FGA	Pct	3FG	3FGA	Pct	FT	FTA	Pct	OReb	DReb	Reb	Avg	PF	FO	Ast	TO	Blk	Stl	Pts	Avg	
At Tennessee																										
2021-22	35	13	440	12.6	59	129	.457	2	13	.154	16	27	.593	42	61	103	2.9	28	0	11	32	12	12	136	3.9	
At Louisville																										
2022-23	24	21	615	25.6	60	127	.472	5	18	.278	36	48	.750	38	91	129	5.4	45	0	15	46	18	15	161	6.7	
2023-24	11	11	310	28.2	32	65	.492	1	5	.200	36	48	.750	34	67	101	9.2	29	2	10	13	11	6	101	9.2	
Total	70	45	1364	19.5	151	322	.469	8	36	.222	88	123	.715	115	219	334	4.8	102	2	36	91	41	33	398	5.7	



#10 KALEB GLENN

FRESHMAN | FORWARD | 6-6 | 205 | HS LOUISVILLE, KY. (LA LUMIERE SCHOOL)

Years at UofL: 1 | Years in college: 1 | Eligibility (including this year): 4

Opp.	GS	Min	FG	A	Pct	3FG	A	Pct	FT	A	Pct	O	D	T	PF	FO	A	TO	B	S	Pts
UMBC		3	0	1	.000	0	1	.000	0	0	.000	1	1	2	0	0	1	0	0	0	0
CHATTANOOGA		5	0	1	.000	0	1	.000	0	3	.000	1	1	2	1	0	0	1	0	0	0
COPPIN STATE		3	0	0	.000	0	0	.000	0	0	.000	1	1	2	1	0	0	0	0	0	0
vs. Texas		1	0	0	.000	0	0	.000	0	0	.000	0	0	0	0	0	0	0	0	0	0
vs. Indiana		12	2	3	.667	0	0	.000	1	2	.500	1	2	3	2	0	0	1	0	1	5
NEW MEXICO ST.		7	0	1	.000	0	0	.000	0	0	.000	0	0	0	0	0	0	0	0	0	0
BELLARMINE		12	1	3	.333	0	0	.000	0	2	.000	4	3	7	3	0	0	0	0	0	2
at Virginia Tech*		4	0	0	.000	0	0	.000	0	0	.000	0	0	0	4	0	0	1	0	0	0
at DePaul	*	13	0	0	.000	0	0	.000	0	0	.000	0	2	2	0	0	0	1	0	0	0
ARKANSAS STATE		4	0	0	.000	0	0	.000	0	0	.000	0	1	1	0	0	0	0	0	1	0
PEPPERDINE		13	2	6	.333	0	0	.000	0	0	.000	2	3	5	3	0	1	0	0	0	4
KENTUCKY																					
at Virginia*																					
PITT*																					
at Miami*																					
NC STATE*																					
at North Carolina*																					
at Wake Forest*																					
DUKE*																					
VIRGINIA*																					
at Clemson*																					
FLORIDA STATE*																					
at Syracuse*																					
GEORGIA TECH*																					
at Boston College*																					
at Pitt*																					
NOTRE DAME*																					
at Duke*																					
SYRACUSE*																					
VIRGINIA TECH*																					
BOSTON COLLEGE*																					

SEASON/UOFL CAREER HIGHS

POINTS

Season 5, vs. Indiana, 11/20/23
 Career Same

REBOUNDS

Season 7, vs. Bellarmine, 11/29/23
 Career Same

FIELD GOALS

Season 2, 2x, last vs. Pepperdine, 12/17/23
 Career Same

FIELD GOALS ATTEMPTED

Season 6, vs. Pepperdine, 12/17/23
 Career Same

THREE-POINT FIELD GOALS

Season 0
 Career Same

THREE-POINT FIELD GOALS ATTEMPTED

Season 1, 2x, last vs. Chattanooga, 11/10/23
 Career Same

FREE THROWS

Season 1, vs. Indiana, 11/20/23
 Career Same

FREE THROWS ATTEMPTED

Season 3, vs. Chattanooga, 11/10/23
 Career Same

ASSISTS

Season 1, 2x, last vs. Pepperdine, 12/17/23
 Career Same

BLOCKED SHOTS

Season 1, vs. Arkansas State, 12/13/23
 Career Same

STEALS

Season 1, 2x, last vs. New Mexico State, 11/26/23
 Career Same

MINUTES PLAYED

Season 13, 2x, last vs. Pepperdine, 12/17/23
 Career Same

KALEB GLENN FILE

- Drew his first college start and played career-high 13 minutes at DePaul on Dec. 9
- Scored for first time in college with five points and three rebounds against Indiana on Nov. 20
- Originally from Louisville but transferred to play senior season at La Lumiere School in La Porte, Ind.
- Averaged 15.2 points and 9.1 rebounds as a senior at La Lumiere while shooting 54% from the field, 39% from 3 and 82% from the free-throw line
- Averaged 21.6 points and 12.6 rebounds (fifth in the state as a junior at Louisville Male, shooting 64.4% from the field and 36% from deep
- Was named Seventh Region Player of the Year and a First-Team All-State selection by the Courier Journal
- Ranked No. 64 player in the nation in 2023 ESPN100 rankings, No. 72 in Rivals and No. 73 in 247Composite


GETTING TO KNOW KALEB GLENN

- Born Nov. 8, 2004... Son of Victor Glenn and Jacqueline Croom... Has five siblings: Kamren, Bray, Zion, Zaire and Gianna... Major is sport administration.
- His father Victor played football at UofL as a wide receiver from 2001-03.
- Personal goal at UofL is to get the program back to March Madness.
- Chose to attend UofL "to play for my hometown and to be the next hometown great."
- Enjoys listening to music, playing Madden and watching sports in his spare time.
- The basketball players he most admires are Giannis

- Antetokounmpo and LeBron James.
- He'd most like to meet Jay-Z or LeBron James.
- Few people know this about him, but he used to play on a chess team.
- The best athlete he ever faced was his dad.
- The best moment of his athletic career so far was hitting the game-winner to send Male to the state tournament while scoring 38 points.
- The best basketball advice anyone ever gave him was "don't be afraid to work on weaknesses."
- The reason he wears No. 10 is "to do something new and because it's my mom's birthday."

GLENN CAREER STATISTICS

Year	GP	GS	Min	Avg	FG	FGA	Pct	3FG	3FGA	Pct	FT	FTA	Pct	Oreb	DReb	Reb	Avg	PF	FO	Ast	TO	Blk	Stl	Pts	Avg
2023-24	11	1	77	7.0	5	15	.333	0	2	.000	1	7	.143	10	14	24	2.2	14	0	2	4	1	2	11	1.0
TOTAL	11	1	77	7.0	5	15	.333	0	2	.000	1	7	.143	10	14	24	2.2	14	0	2	4	1	2	11	1.0



#11 DENNIS EVANS

**FRESHMAN | CENTER | 7-1 | 215 | HS
RIVERSIDE, CALIF. (HILLCREST HS)**

Years at UofL: 1 | Years in college: 1 | Eligibility (including this year): 4

Opp.	GS	Min	FG	A	Pct	3FG	A	Pct	FT	A	Pct	O	D	T	PF	FO	A	TO	B	S	Pts
UMBC	*	16	3	5	.600	0	0	.000	1	2	.500	2	0	2	0	0	0	0	2	0	7
CHATTANOOGA	*	15	1	1	1.000	0	0	.000	0	0	.000	1	2	3	1	0	0	0	0	0	2
COPPIN STATE		5	0	0	.000	0	0	.000	0	0	.000	1	0	1	0	0	0	0	0	0	0
vs. Texas	*	13	1	1	1.000	0	0	.000	0	0	.000	0	0	0	5	1	0	0	2	0	2
vs. Indiana	*	7	0	0	.000	0	0	.000	0	0	.000	0	0	0	2	0	0	0	1	0	0
NEW MEXICO ST.	*	3	0	0	.000	0	0	.000	0	0	.000	0	0	0	0	0	0	0	0	0	0
BELLARMINE		5	0	1	.000	0	0	.000	0	0	.000	0	0	0	0	0	0	0	0	0	0
at Virginia Tech*	DNP																				
at DePaul	DNP																				
ARKANSAS STATE	DNP																				
PEPPERDINE	DNP																				
KENTUCKY																					
at Virginia*																					
PITT*																					
at Miami*																					
NC STATE*																					
at North Carolina*																					
at Wake Forest*																					
DUKE*																					
VIRGINIA*																					
at Clemson*																					
FLORIDA STATE*																					
at Syracuse*																					
GEORGIA TECH*																					
at Boston College*																					
at Pitt*																					
NOTRE DAME*																					
at Duke*																					
SYRACUSE*																					
VIRGINIA TECH*																					
BOSTON COLLEGE*																					

SEASON/UOFL CAREER HIGHS

POINTS

Season 7, vs. UMBC, 11/6/23
Career Same

REBOUNDS

Season 3, vs. Chattanooga, 11/10/23
Career Same

FIELD GOALS

Season 3, vs. UMBC, 11/6/23
Career Same

FIELD GOALS ATTEMPTED

Season 5, vs. UMBC, 11/6/23
Career Same

THREE-POINT FIELD GOALS

Season 0
Career Same

THREE-POINT FIELD GOALS ATTEMPTED

Season 0
Career Same

FREE THROWS

Season 1, vs. UMBC, 11/6/23
Career Same

FREE THROWS ATTEMPTED

Season 2, vs. UMBC, 11/6/23
Career Same

ASSISTS

Season 0
Career Same

BLOCKED SHOTS

Season 2, 2x, last vs. Texas, 11/19/23
Career Same

STEALS

Season 0
Career Same

MINUTES PLAYED

Season 16, vs. UMBC, 11/6/23
Career Same

DENNIS EVANS FILE

- Missed last four games with a shoulder injury
- Scored seven points with two blocks in his college debut against UMBC on Nov. 6
- Averaged 14.7 points, 10.6 rebounds, 5.9 blocks and 2.3 assists per game as a senior at Hillcrest High School in Riverside, Calif.
- Finished career as school's all-time leader in blocks (563) and triple-doubles (7). Also finished second in scoring (1,083 career points) and rebounds (794)
- Has 9-foot-8 standing reach and 7-7 wingspan
- Was a member of the U17 USA Basketball team that won the gold last summer in the FIBA championships in Malaga, Spain. Also previously a participant in the USA junior national team training camp
- Ranked No. 14 in the nation in 2023 Rivals rankings and No. 28 in 247Sports Composite

GETTING TO KNOW DENNIS EVANS

- Born July 13, 2005... Son of Dennis and Tayonah Evans... Major is undecided.
- The basketball player he most admires is Hakeem Olajuwon.
- He'd most like to meet Hakeem Olajuwon.
- When he played basketball as a kid, he always pre-

tended he was Dikembe Mutombo.

- The best basketball advice anyone ever gave him was "take it day by day."
- His favorite book is The Five Ancestors.
- His favorite food is barbecue chicken.
- His favorite midnight snack is fruit snacks.

EVANS CAREER STATISTICS

Year	GP	GS	Min	Avg	FG	FGA	Pct	3FG	3FGA	Pct	FT	FTA	Pct	Oreb	DReb	Reb	Avg	PF	FO	Ast	TO	Blk	Stl	Pts	Avg
2023-24	7	5	64	9.2	5	8	.625	0	0	.000	1	2	.500	4	2	6	0.9	9	1	0	0	5	0	11	1.6
TOTAL	7	5	64	9.2	5	8	.625	0	0	.000	1	2	.500	4	2	6	0.9	9	1	0	0	5	0	11	1.6



#12 JJ TRAYNOR

SENIOR | FORWARD | 6-8 | 190 | 3L
BARDSTOWN, KY. (BARDSTOWN HS)
Years at UofL: 4 | Years in college: 4 | Eligibility (including this year): 2

Opp.	GS	Min	FG	A	Pct	3FG	A	Pct	FT	A	Pct	O	D	T	PF	FO	A	TO	B	S	Pts
UMBC		26	6	10	.600	1	3	.333	0	3	.000	1	2	3	1	0	0	0	0	0	13
CHATTANOOGA		20	3	6	.500	1	1	1.000	0	0	.000	0	1	1	5	1	0	3	0	0	7
COPPIN STATE	*	22	3	9	.333	1	3	.333	0	0	.000	1	2	3	1	0	0	1	0	2	7
vs. Texas		26	3	7	.429	1	2	.500	4	4	1.000	3	3	6	3	0	0	0	0	0	11
vs. Indiana		18	3	6	.500	1	2	.500	2	4	.500	1	3	4	2	0	0	1	0	0	9
NEW MEXICO ST.		34	9	14	.643	1	4	.250	1	3	.333	3	6	9	2	0	1	1	0	0	20
BELLARMINE	*	30	3	5	.600	0	2	.000	0	0	.000	1	5	6	2	0	0	2	2	0	6
at Virginia Tech*	*	28	3	7	.429	1	2	.500	1	2	.500	2	3	5	2	0	0	0	2	0	8
at DePaul		DNP																			
ARKANSAS STATE		DNP																			
PEPPERDINE		DNP																			
KENTUCKY																					
at Virginia*																					
PITT*																					
at Miami*																					
NC STATE*																					
at North Carolina*																					
at Wake Forest*																					
DUKE*																					
VIRGINIA*																					
at Clemson*																					
FLORIDA STATE*																					
at Syracuse*																					
GEORGIA TECH*																					
at Boston College*																					
at Pitt*																					
NOTRE DAME*																					
at Duke*																					
SYRACUSE*																					
VIRGINIA TECH*																					
BOSTON COLLEGE*																					

GETTING TO KNOW JJ TRAYNOR

- Born May 3, 2002 ... Son of Toya Goodwin and Jason Osborne ... Has two older brothers (Stephan Traynor, William Hires) and one older sister (Brooke Osborne) ... Major is sport administration.
- Personal goals at UofL are to "win a national championship and get my degree."
- Enjoys playing video games and hanging with friends in his spare time.
- Chose to attend UofL because "it was my dream school."

- Few people know that "I didn't play basketball in the eighth grade."
- His mother and Dion Lee, his Louisville Legends AAU coach, has had the greatest influence on his athletic career.
- Traynor's father Jason Osborne played two years at UofL (1993-95) and was a McDonald's All-American at Louisville Male High School, where he was Kentucky's Mr. Basketball in 1993.

SEASON/UOFL CAREER HIGHS

POINTS

Season 20, vs. New Mexico State, 11/26/23
 Career Same

REBOUNDS

Season 9, vs. New Mexico State, 11/26/23
 Career 9, 3x, last vs. New Mexico State, 11/26/23

FIELD GOALS

Season 9, vs. New Mexico State, 11/26/23
 Career Same

FIELD GOALS ATTEMPTED

Season 14, vs. New Mexico State, 11/26/23
 Career Same

THREE-POINT FIELD GOALS

Season 1, 7x, last at Virginia Tech, 12/3/23
 Career 4, at Duke, 2/20/23

THREE-POINT FIELD GOALS ATTEMPTED

Season 4, vs. New Mexico State, 11/26/23
 Career 5, 2x, last at Duke, 2/20/23

FREE THROWS

Season 4, vs. Texas, 11/19/23
 Career 4, vs. Clemson, 2/18/23

FREE THROWS ATTEMPTED

Season 4, 2x, last vs. Texas, 11/19/23
 Career 4, 7x, last vs. Indiana, 11/20/23

ASSISTS

Season 1, vs. New Mexico State, 11/26/23
 Career 3, at #19/20 Miami, 2/11/23

BLOCKED SHOTS

Season 2, 2x, last at Virginia Tech, 12/3/23
 Career 4, vs. Clemson, 2/18/23

STEALS

Season 2, vs. Coppin State, 11/15/23
 Career 3, vs. Western Kentucky, 12/14/22

MINUTES PLAYED

Season 34, vs. New Mexico State, 11/26/23
 Career 36, at Georgia Tech, 2/25/23

JJ TRAYNOR FILE

- Missed last three games with a shoulder injury
- Set career highs for points (20), field goals (9) and attempts (14) vs. New Mexico State on Nov. 26
- Had game-winning dunk vs. UMBC on Nov. 6
- Appeared in all 32 games and made 15 starts last season, including the final 12 games
- Averaged 6.9 points and 3.8 rebounds per game, shooting 47.4% from the field
- Received one vote for ACC Most Improved Player
- Averaged 11.4 points and 6.0 rebounds and shot 50% from 3 over the last seven games
- Made three-plus times as many 3s in junior season (23) as he did in first two seasons combined (7)
- Scored 10 points in 33 minutes in his first start of the season against Cincinnati on Nov. 23

TRAYNOR CAREER STATISTICS

Year	GP	GS	Min	Avg	FG	FGA	Pct	3FG	3FGA	Pct	FT	FTA	Pct	OReb	DReb	Reb	Avg	PF	FO	Ast	TO	Blk	Stl	Pts	Avg
2020-21	20	0	262	13.1	27	55	.491	5	10	.500	19	29	.655	14	26	40	2.0	23	1	1	8	11	2	78	3.9
2021-22	10	1	82	8.2	7	18	.389	2	6	.333	0	0	.000	6	8	14	1.4	11	0	1	5	1	2	16	1.6
2022-23	32	15	818	25.6	91	192	.474	23	73	.315	16	22	.727	40	81	121	3.8	47	1	20	32	16	13	221	6.9
2023-24	8	3	204	25.6	33	64	.516	7	19	.368	8	16	.500	12	25	37	4.6	18	1	1	8	4	2	81	10.1
Total	70	19	1366	19.5	158	329	.480	37	108	.343	43	67	.642	72	140	212	3.0	99	3	23	53	32	19	396	5.7



#13 DANILO JOVANOVIĆ

SOPHOMORE | FORWARD | 6-8 | 220 | TR
MILWAUKEE, WIS. (UNIVERSITY OF MIAMI)
Years at UoFL: 1 | Years in college: 2 | Eligibility (including this year): 3

Opp.	GS	Min	FG	A	Pct	3FG	A	Pct	FT	A	Pct	O	D	T	PF	FO	A	TO	B	S	Pts
UMBC		3	0	1	.000	0	1	.000	0	0	.000	0	1	1	0	0	0	0	0	0	0
CHATTANOOGA		5	0	1	.000	0	0	.000	0	0	.000	1	0	1	0	0	0	0	1	0	0
COPPIN STATE		10	0	2	.000	0	1	.000	0	0	.000	1	3	4	2	0	0	1	0	1	0
vs. Texas		DNP																			
vs. Indiana		2	0	0	.000	0	0	.000	0	0	.000	0	0	0	0	0	0	0	0	0	0
NEW MEXICO ST.		DNP																			
BELLARMINE		2	0	1	.000	0	1	.000	0	0	.000	0	0	0	0	0	0	0	0	0	0
at Virginia Tech*		DNP																			
at DePaul		DNP																			
ARKANSAS STATE		13	0	2	.000	0	0	.000	0	1	.000	1	0	1	0	0	0	0	0	0	0
PEPPERDINE		DNP																			
KENTUCKY																					
at Virginia*																					
PITT*																					
at Miami*																					
NC STATE*																					
at North Carolina*																					
at Wake Forest*																					
DUKE*																					
VIRGINIA*																					
at Clemson*																					
FLORIDA STATE*																					
at Syracuse*																					
GEORGIA TECH*																					
at Boston College*																					
at Pitt*																					
NOTRE DAME*																					
at Duke*																					
SYRACUSE*																					
VIRGINIA TECH*																					
BOSTON COLLEGE*																					

GETTING TO KNOW DANILO JOVANOVIĆ

- Born Oct. 9, 2003... Son of Milan and Bozana Jovanovich... Has a brother, Dimitrije, and a sister, Marina Pavlik.
- Chose to attend UoFL of "the great coaching staff and because it is a very historic program."
- The basketball player he most admires is Dwyane Wade.
- He'd most like to meet Megan Fox.
- Few people know this about him, but he can't ride a bike.
- When he played basketball as a kid, he always pretended he was Dwyane Wade.
- The best athlete he ever faced was Bam Adebayo.
- The best moment of his athletic career so far was going to the Final Four at Miami.
- The best basketball advice anyone ever gave him was "hard work beats talent."
- He wears the No. 22 because he was born on the 22nd of May.

JOVANOVIĆ CAREER STATISTICS

Year	GP	GS	Min	Avg	FG	FGA	Pct	3FG	3FGA	Pct	FT	FTA	Pct	OReb	DReb	Reb	Avg	PF	FO	Ast	TO	Blk	Stl	Pts	Avg
At Miami																									
2022-23	1	0	2	2.0	0	0	.000	0	0	.000	0	0	.000	0	0	0	0.0	0	0	0	0	0	0	0	0.0
At Louisville																									
2023-24	6	0	34	5.7	0	7	.000	0	3	.000	0	1	.000	3	4	7	1.2	2	0	0	1	1	1	0	0.0
Total	7	0	37	5.2	0	7	.000	0	3	.000	0	1	.000	3	4	7	1.0	2	0	0	1	1	1	0	0.0

SEASON/UOFL CAREER HIGHS

POINTS	
Season	0
Career	Same
REBOUNDS	
Season	4, vs. Coppin State, 11/15/23
Career	Same
FIELD GOALS	
Season	0
Career	Same
FIELD GOALS ATTEMPTED	
Season	2, 2x, last vs. Arkansas State, 12/13/23
Career	Same
THREE-POINT FIELD GOALS	
Season	0
Career	Same
THREE-POINT FIELD GOALS ATTEMPTED	
Season	1, 3x, last vs. Bellarmine, 11/29/23
Career	Same
FREE THROWS	
Season	0
Career	Same
FREE THROWS ATTEMPTED	
Season	1, vs. Arkansas State, 12/13/23
Career	Same
ASSISTS	
Season	0
Career	Same
BLOCKED SHOTS	
Season	1, vs. Chattanooga, 11/10/23
Career	Same
STEALS	
Season	1, vs. Coppin State, 11/15/23
Career	Same
MINUTES PLAYED	
Season	13, vs. Arkansas State, 12/13/23
Career	Same

DANILO JOVANOVIĆ FILE

- Transfer from Miami who appeared in one game for the Hurricanes as a freshman in 2022-23 before opting for a redshirt season
- Averaged 29 points, 11 rebounds and four assists per game as a senior at Whitnall High School
- Was named an Associated Press First Team All-State selection, as well as a two-time unanimous conference player of the year and runner-up for 2022 Wisconsin Mr. Basketball
- Led his team to two conference titles and a regional crown, as well as a 21-4 overall record and 12-0 mark in league play as a senior
- Competed for Team Herro on the Nike EYBL AAU circuit in 2021, averaging 15.5 points, 6.8 rebounds and 2.2 assists per outing



#15 HERCY MILLER

JUNIOR | GUARD | 6-3 | 175 | 1L
LOS ANGELES, CALIF. (TENNESSEE STATE UNIV.)
Years at UofL: 2 | Years in college: 3 | Eligibility (including this year): 2

Opp.	GS	Min	FG	A	Pct	3FG	A	Pct	FT	A	Pct	O	D	T	PF	FO	A	TO	B	S	Pts	
UMBC	DNP																					
CHATTANOOGA	DNP																					
COPPIN STATE	3	0	2	.000	0	1	.000	0	0	.000	0	0	0	0	0	0	0	1	0	0	0	
vs. Texas	DNP																					
vs. Indiana	DNP																					
NEW MEXICO ST.	DNP																					
BELLARMINE	DNP																					
at Virginia Tech*	DNP																					
at DePaul	DNP																					
ARKANSAS STATE	2	1	1	1.000	0	0	.000	0	0	.000	0	0	0	0	0	0	0	0	0	0	2	
PEPPERDINE	4	1	1	1.000	1	1	1.000	0	0	.000	0	0	0	1	0	0	0	0	0	0	3	
KENTUCKY																						
at Virginia*																						
PITT*																						
at Miami*																						
NC STATE*																						
at North Carolina*																						
at Wake Forest*																						
DUKE*																						
VIRGINIA*																						
at Clemson*																						
FLORIDA STATE*																						
at Syracuse*																						
GEORGIA TECH*																						
at Boston College*																						
at Pitt*																						
NOTRE DAME*																						
at Duke*																						
SYRACUSE*																						
VIRGINIA TECH*																						
BOSTON COLLEGE*																						

SEASON/UOFL CAREER HIGHS

POINTS

Season 3, vs. Pepperdine, 12/17/23
 Career 10, at Pitt, 2/7/23

REBOUNDS

Season 0
 Career 6, vs. App State, 11/15/22

FIELD GOALS

Season 1, 2x, last vs. Pepperdine, 12/17/23
 Career 2, 4x, last vs. Virginia Tech, 2/28/23

FIELD GOALS ATTEMPTED

Season 2, vs. Coppin State, 11/15/23
 Career 6, at Pitt, 2/7/23

THREE-POINT FIELD GOALS

Season 1, vs. Pepperdine, 12/17/23
 Career 2, at Pitt, 2/7/23

THREE-POINT FIELD GOALS ATTEMPTED

Season 1, 2x, last vs. Pepperdine, 12/17/23
 Career 4, 2x, last at Pitt, 2/7/23

FREE THROWS

Season 0
 Career 4, at Pitt, 2/7/23

FREE THROWS ATTEMPTED

Season 0
 Career 4, 2x, last at Pitt, 2/7/23

ASSISTS

Season 0
 Career 2, 3x, last at Duke, 2/20/23

BLOCKED SHOTS

Season 0
 Career 1, at Pitt, 2/7/23

STEALS

Season 0
 Career 2, vs. Texas Tech, 11/22/22

MINUTES PLAYED

Season 4, vs. Pepperdine, 12/17/23
 Career 25, vs. App State, 11/15/22

HERCY MILLER FILE

- Appeared in 27 games last season, averaging 1.8 points and 1.1 rebounds in 7.4 minutes per outing
- One of two players on the roster with a positive assist-to-turnover ratio
- Scored career-high 10 points with two made 3s at Pitt on Feb. 7
- Added five points and six rebounds in a career-high 25 minutes against App State on Nov. 15
- Named to 2022-23 ACC All-Academic Team
- Averaged 10.6 points per game as a senior in helping Minnehaha Academy in Minneapolis, Minn., to a 20-1 record, a No. 8 national ranking and the school's fourth straight Class 3A Minnesota state championship in 2020-21


GETTING TO KNOW HERCY MILLER

- Born March 28, 2002 ... Son of Sonya and Percy Miller ... Has eight siblings: Mercy, Vercy, Romeo, Veno, Intylyana, Itali, Tytyana and Cymphonique ... Major is business.
- Personal goal at UofL is to win a national title.
- Enjoys playing the piano, cleaning and playing video games in his spare time.
- His father and brothers have had the greatest influence on his athletic career.

- The basketball players he most admires are Chris Paul, Kobe Bryant, Michael Jordan, Kyrie Irving, Allen Iverson and Damian Lillard.
- When he played basketball as a kid, he pretended he was Allen Iverson.
- Chose No. 15 jersey because it's a family number, and his father and brother both wore it.

MILLER CAREER STATISTICS

Year	GP	GS	Min	Avg	FG	FGA	Pct	3FG	3FGA	Pct	FT	FTA	Pct	OReb	DReb	Reb	Avg	PF	FO	Ast	TO	Blk	Stl	Pts	Avg	
At Tennessee State																										
2021-22	6	0	61	10.2	3	14	.214	0	4	.000	6	8	.750	0	5	5	0.8	13	1	1	4	0	3	12	2.0	
At Louisville																										
2022-23	27	0	201	7.4	14	49	.286	5	23	.217	15	22	.682	12	18	30	1.1	22	0	12	10	1	4	48	1.8	
2023-24	3	0	10	3.2	2	4	.500	1	2	.500	0	0	.000	0	0	0	0.0	1	0	0	1	0	0	5	1.7	
Total	36	0	270	7.5	19	67	.284	6	29	.207	21	30	.700	12	23	35	1.0	36	1	13	15	1	7	65	1.8	



#22 TRE WHITE

SOPHOMORE | GUARD | 6-7 | 205 | TR
DALLAS, TEXAS (UNIVERSITY OF SOUTHERN CAL)
Years at UofL: 1 | Years in college: 2 | Eligibility (including this year): 3

Opp.	GS	Min	FG	A	Pct	3FG	A	Pct	FT	A	Pct	O	D	T	PF	FO	A	TO	B	S	Pts
UMBC	*	26	4	10	.400	0	1	.000	3	5	.600	3	6	9	4	0	1	4	0	1	11
CHATTANOOGA	*	31	4	12	.333	1	3	.333	8	9	.889	2	4	6	3	0	2	2	0	0	17
COPPIN STATE	*	33	3	10	.300	2	4	.500	2	4	.500	3	9	12	0	0	1	2	0	1	10
vs. Texas	*	34	6	12	.500	1	3	.333	7	8	.875	2	5	7	3	0	0	2	0	0	20
vs. Indiana	*	30	3	9	.333	1	3	.333	3	6	.500	1	4	5	2	0	1	3	0	2	10
NEW MEXICO ST.	*	36	6	12	.500	1	5	.200	9	13	.692	3	3	6	1	0	1	2	0	3	22
BELLARMINE	*	35	3	8	.375	1	2	.500	7	8	.875	1	3	4	2	0	3	1	0	0	14
at Virginia Tech*	*	34	4	10	.400	1	4	.250	1	1	1.000	0	3	3	1	0	4	3	1	3	10
at DePaul	*	29	3	13	.231	0	3	.000	1	2	.500	4	4	8	1	0	3	1	1	1	7
ARKANSAS STATE	*	31	5	13	.385	0	3	.000	0	0	.000	1	4	5	1	0	0	2	2	1	10
PEPPERDINE	*	33	5	7	.714	0	0	.000	0	1	.000	1	5	6	3	0	3	1	0	2	10
KENTUCKY																					
at Virginia*																					
PITT*																					
at Miami*																					
NC STATE*																					
at North Carolina*																					
at Wake Forest*																					
DUKE*																					
VIRGINIA*																					
at Clemson*																					
FLORIDA STATE*																					
at Syracuse*																					
GEORGIA TECH*																					
at Boston College*																					
at Pitt*																					
NOTRE DAME*																					
at Duke*																					
SYRACUSE*																					
VIRGINIA TECH*																					
BOSTON COLLEGE*																					

GETTING TO KNOW TRE WHITE

- Born Jan. 28, 2003... Son of Anthony White and Sarah Thompson... Has three siblings: Amirah, Alayah and Amir... Major is sport administration.
- Personal goals at UofL are to get First-Team All-Academic, as well as overall and defensive teams, and shoot close to 50-40-80 from the field, 3-point line and the free-throw line.
- Chose to attend UofL "the aura around the program is nothing but greatness, from fans, to players, to nutrition and coaches."
- Enjoys fashion and music in his spare time.
- He says the best thing about being a Cardinal is "the love and support of the fans, and the history."
- The basketball player he most admires is Kobe Bryant.
- Few people know this about him, but he "speaks Pig Latin to my close people in my circle."
- The reason he wears No. 22 is because "it was one of the first numbers I ever wore and I want to live in that joy."

WHITE CAREER STATISTICS

Year	GP	GS	Min	Avg	FG	FGA	Pct	3FG	3FGA	Pct	FT	FTA	Pct	OReb	DReb	Reb	Avg	PF	FO	Ast	TO	Blk	Stl	Pts	Avg	
At USC																										
2022-23	33	29	881	26.7	117	247	.474	13	49	.265	49	71	.690	45	122	167	5.1	71	3	34	40	9	15	296	9.0	
At Louisville																										
2023-24	11	11	352	32.0	46	116	.397	8	31	.258	41	57	.719	21	50	71	6.5	21	0	19	23	4	14	141	12.8	
Total	44	40	1233	28.0	163	363	.449	21	80	.263	90	128	.703	66	172	238	5.4	92	3	53	63	13	29	437	9.9	

SEASON/UOFL CAREER HIGHS

POINTS

Season 22, vs. New Mexico State, 11/26/23
 Career Same

REBOUNDS

Season 12, vs. Coppin State, 11/15/23
 Career Same

FIELD GOALS

Season 6, 2x, last vs. New Mexico State, 11/26/23
 Career Same

FIELD GOALS ATTEMPTED

Season 13, 2x, last vs. Arkansas State, 12/13/23
 Career Same

THREE-POINT FIELD GOALS

Season 2, vs. Coppin State, 11/15/23
 Career Same

THREE-POINT FIELD GOALS ATTEMPTED

Season 5, vs. New Mexico State, 11/26/23
 Career Same

FREE THROWS

Season 9, vs. New Mexico State, 11/26/23
 Career Same

FREE THROWS ATTEMPTED

Season 13, vs. New Mexico State, 11/26/23
 Career Same

ASSISTS

Season 4, at Virginia Tech, 12/3/23
 Career Same

BLOCKED SHOTS

Season 2, vs. Arkansas State, 12/13/23
 Career Same

STEALS

Season 3, 2x, last at Virginia Tech, 12/3/23
 Career Same

MINUTES PLAYED

Season 36, vs. New Mexico State, 11/26/23
 Career Same

TRE WHITE FILE

- Scored career-high 22 points and sent game to OT with 3-pointer vs. New Mexico State on Nov. 26
- Tallied first career double-double with 10 points and 12 rebounds against Coppin State on Nov. 15
- Had 11 points and nine rebounds in his UofL debut against UMBC on Nov. 6
- Transfer from USC who started 29 of 33 games as a freshman in the 2022-23 season
- Named to the Pac-12 All-Freshman Team after averaging 9.0 points, 5.1 rebounds and 1.0 assists
- Shot 47.4% from the field as the Trojans finished 22-11 and reached the NCAA Tournament
- Averaged 18.2 points, 5.8 rebounds and 4.3 assists as a senior at Prolific Prep in Napa, Calif.



#23 ZAN PAYNE

6TH-SENIOR | GUARD/FORWARD | 6-5 | 230 | 1L
LEXINGTON, KY. (UNIV. OF KENTUCKY)
Years at UofL: 2 | Years in college: 6 | Eligibility (including this year): 1

Opp.	GS	Min	FG	A	Pct	3FG	A	Pct	FT	A	Pct	O	D	T	PF	FO	A	TO	B	S	Pts	
UMBC	DNP																					
CHATTANOOGA	DNP																					
COPPIN STATE	3	0	1	.000	0	0	.000	0	0	.000	0	0	0	0	0	0	0	0	0	0	0	0
vs. Texas	2	0	0	.000	0	0	.000	0	0	.000	0	0	0	0	0	0	0	0	0	0	0	0
vs. Indiana	4	0	0	.000	0	0	.000	0	0	.000	0	0	0	1	0	0	0	0	0	0	0	0
NEW MEXICO ST.	DNP																					
BELLARMINE	DNP																					
at Virginia Tech*	DNP																					
at DePaul	DNP																					
ARKANSAS STATE	1	0	0	.000	0	0	.000	0	0	.000	0	0	0	0	0	0	0	0	0	0	0	0
PEPPERDINE	4	0	0	.000	0	0	.000	0	0	.000	0	0	0	0	0	0	0	0	0	0	0	0
KENTUCKY																						
at Virginia*																						
PITT*																						
at Miami*																						
NC STATE*																						
at North Carolina*																						
at Wake Forest*																						
DUKE*																						
VIRGINIA*																						
at Clemson*																						
FLORIDA STATE*																						
at Syracuse*																						
GEORGIA TECH*																						
at Boston College*																						
at Pitt*																						
NOTRE DAME*																						
at Duke*																						
SYRACUSE*																						
VIRGINIA TECH*																						
BOSTON COLLEGE*																						

SEASON/UOFL CAREER HIGHS

POINTS	
Season	0
Career	3, vs. Texas Tech, 11/22/22
REBOUNDS	
Season	0
Career	3, 2x, last at Pitt, 2/7/23
FIELD GOALS	
Season	0
Career	1, 2x, last vs. North Carolina, 1/14/23
FIELD GOALS ATTEMPTED	
Season	1, vs. Coppin State, 11/15/23
Career	1, 8x, last vs. Coppin State, 11/15/23
THREE-POINT FIELD GOALS	
Season	0
Career	Same
THREE-POINT FIELD GOALS ATTEMPTED	
Season	0
Career	1, 2x, at Florida State, 12/10/22
FREE THROWS	
Season	0
Career	1, vs. Texas Tech, 11/22/22
FREE THROWS ATTEMPTED	
Season	0
Career	2, vs. Texas Tech, 11/22/22
ASSISTS	
Season	0
Career	1, at Florida State, 12/10/22
BLOCKED SHOTS	
Season	0
Career	Same
STEALS	
Season	0
Career	Same
MINUTES PLAYED	
Season	4, 2x, last vs. Pepperdine, 12/17/23
Career	9, at Pitt, 2/7/23

ZAN PAYNE FILE

- Made 23 total appearances last season, tallying five points and 14 rebounds
- Scored three points against Texas Tech on Nov. 22 with a basket and a free throw
- Grabbed three rebounds in a career-high nine minutes at Pitt on Feb. 7
- Named to the 2023 NABC Honors Court and the 2022-23 ACC All-Academic Team
- Payne earned a degree in communication at Kentucky in 2021 and is pursuing an undergraduate certificate in business and economics at UofL

GETTING TO KNOW ZAN PAYNE

- Born March 23, 2000... Son of Michelle and Kenny Payne ... Has one sibling: Alexis ... Pursuing a post baccalaureate as a graduate.
- Personal goal at UofL is to "become a better player, be a good teammate and show people I belong."
- Chose to attend UofL because "it's a great school to be-

- come a better person, learn, grow for life and be put around great people."
- Enjoys playing video games in his spare time.
- If you walked into his dorm room, the first thing you would notice is his shoes.
- Best athlete he's ever faced is PJ Washington.

PAYNE CAREER STATISTICS

Year	GP	GS	Min	Avg	FG	FGA	Pct	3FG	3FGA	Pct	FT	FTA	Pct	OReb	DReb	Reb	Avg	PF	FO	Ast	TO	Blk	Stl	Pts	Avg	
At Kentucky																										
2018-19																										
2019-20																										
2020-21	2	0	4	2.0	1	2	.500	0	0	.000	0	0	.000	1	1	2	1.0	0	0	0	0	0	0	2	1.0	
2021-22	9	0	12	1.3	2	6	.333	0	3	.000	4	4	1.000	0	2	2	0.2	1	0	0	1	0	1	8	0.9	
At Louisville																										
2022-23	23	0	80	3.5	2	8	.250	0	3	.000	1	2	.500	7	7	14	0.6	10	0	1	1	0	0	5	0.2	
2023-24	5	0	15	2.9	0	1	.000	0	0	.000	0	0	.000	0	0	0	0.0	1	0	0	0	0	0	0	0.0	
Total	39	0	112	2.9	5	17	.294	0	6	.000	5	6	.833	8	10	18	0.5	12	0	1	2	0	1	15	0.4	



#33 AIDAN MCCOOL

**SENIOR | GUARD | 6-3 | 170 | 1L
CHARLESTON, S.C. (MARYLAND)**

Years at UofL: 2 | Years in college: 4 | Eligibility (including this year): 1

Opp.	GS	Min	FG	A	Pct	3FG	A	Pct	FT	A	Pct	O	D	T	PF	FO	A	TO	B	S	Pts	
UMBC		DNP																				
CHATTANOOGA		DNP																				
COPPIN STATE	1	0	0	0	.000	0	0	.000	0	0	.000	0	1	1	0	0	0	0	0	0	0	0
vs. Texas		DNP																				
vs. Indiana		DNP																				
NEW MEXICO ST.		DNP																				
BELLARMINE		DNP																				
at Virginia Tech*		DNP																				
at DePaul		DNP																				
ARKANSAS STATE	1	0	0	0	.000	0	0	.000	0	0	.000	0	0	0	0	0	0	0	0	0	0	0
PEPPERDINE	2	0	0	0	.000	0	0	.000	0	0	.000	0	0	0	0	0	0	0	0	0	0	0
KENTUCKY																						
at Virginia*																						
PITT*																						
at Miami*																						
NC STATE*																						
at North Carolina*																						
at Wake Forest*																						
DUKE*																						
VIRGINIA*																						
at Clemson*																						
FLORIDA STATE*																						
at Syracuse*																						
GEORGIA TECH*																						
at Boston College*																						
at Pitt*																						
NOTRE DAME*																						
at Duke*																						
SYRACUSE*																						
VIRGINIA TECH*																						
BOSTON COLLEGE*																						

SEASON/UOFL CAREER HIGHS

POINTS	
Season	0
Career	Same
REBOUNDS	
Season	1, vs. Coppin State, 11/15/23
Career	1, 2x, last vs. Coppin State, 11/15/23
FIELD GOALS	
Season	0
Career	Same
FIELD GOALS ATTEMPTED	
Season	0
Career	Same
THREE-POINT FIELD GOALS	
Season	0
Career	Same
THREE-POINT FIELD GOALS ATTEMPTED	
Season	0
Career	Same
FREE THROWS	
Season	0
Career	Same
FREE THROWS ATTEMPTED	
Season	0
Career	Same
ASSISTS	
Season	0
Career	Same
BLOCKED SHOTS	
Season	0
Career	Same
STEALS	
Season	0
Career	Same
MINUTES PLAYED	
Season	2, vs. Pepperdine, 12/17/23
Career	2, 2x, last vs. Pepperdine, 12/17/23

AIDAN MCCOOL FILE

- Appeared in three total games last season, tallying four total minutes and one rebound
- Missed nearly all of conference play with an arm injury
- Named to the 2023 NABC Honors Court for academic excellence
- Transfer guard who was a member of the University of Maryland men's basketball team from 2020-22
- While studying kinesiology at Maryland, McCool earned 2022 Academic All-Big Ten honors for achieving a cumulative grade-point average of 3.0 or higher

GETTING TO KNOW AIDAN MCCOOL

- Born Sept. 5, 2001 ... Son of Deirdre and Chris McCool ... Has one sibling: Abby ... Major is exercise science.
- His father and uncle swam collegiately at Kansas and Columbia, respectively, and he has multiple cousins who've played college volleyball.
- Personal goal at UofL is to maintain a high GPA and possibly get his master's degree.
- Enjoys movies and TV shows in his spare time.
- The basketball player he most admires is Jimmy Butler.
- Best moment of his athletic career was his team being called on Selection Sunday his freshman year.
- If you walked into his dorm room, the first thing you would notice is his 70-inch TV.
- Thinks Matt Damon would play him in a movie about him.

MCCOOL CAREER STATISTICS

Year	GP	GS	Min	Avg	FG	FGA	Pct	3FG	3FGA	Pct	FT	FTA	Pct	Oreb	DReb	Reb	Avg	PF	FO	Ast	TO	Blk	Stl	Pts	Avg	
At Maryland																										
2020-21	2	0	3	1.5	0	0	.000	0	0	.000	2	2	1.000	0	0	0	0.0	1	0	1	0	0	0	2	1.0	
2021-22	3	0	5	1.7	0	0	.000	0	0	.000	2	2	1.000	0	1	1	0.3	0	0	1	0	0	0	2	0.7	
At Louisville																										
2022-23	3	0	4	1.2	0	0	.000	0	0	.000	0	0	.000	0	1	1	0.3	0	0	0	0	0	0	0	0.0	
2023-24	3	0	4	1.2	0	0	.000	0	0	.000	0	0	.000	0	1	1	0.3	0	0	0	0	0	0	0	0.0	
Total	11	0	17	1.5	0	0	.000	0	0	.000	4	4	1.000	0	3	3	0.3	1	0	2	0	0	0	4	0.4	



#34 EMMANUEL OKORAFOR

SOPHOMORE | FORWARD/CENTER | 6-9 | 220 | 1L

ABIA, NIGERIA (NBA ACADEMY AFRICA)

Years at UofL: 2 | Years in college: 2 | Eligibility (including this year): 3

Opp.	GS	Min	FG	A	Pct	3FG	A	Pct	FT	A	Pct	O	D	T	PF	FO	A	TO	B	S	Pts
UMBC	10	4	6	.667	0	0	.000	0	0	.000	4	2	6	1	0	0	0	0	2	0	8
CHATTANOOGA	6	0	1	.000	0	0	.000	0	0	.000	1	3	4	0	0	0	0	0	0	0	0
COPPIN STATE	4	0	0	.000	0	0	.000	0	0	.000	0	1	1	1	0	0	0	0	1	0	0
vs. Texas	1	0	0	.000	0	0	.000	0	0	.000	0	0	0	1	0	0	0	0	0	1	0
vs. Indiana	DNP																				
NEW MEXICO ST.	11	2	5	.400	0	0	.000	0	0	.000	2	0	2	1	0	0	0	0	0	2	4
BELLARMINE	DNP																				
at Virginia Tech*	2	0	0	.000	0	0	.000	0	0	.000	0	0	0	0	0	0	0	0	0	0	0
at DePaul	10	3	4	.750	0	0	.000	0	0	.000	0	1	1	3	0	1	0	1	0	6	
ARKANSAS STATE	11	1	2	.500	0	0	.000	0	0	.000	2	2	4	1	0	0	1	0	1	2	
PEPPERDINE	7	1	1	1.000	0	0	.000	0	0	.000	2	0	2	1	0	0	1	0	0	2	
KENTUCKY																					
at Virginia*																					
PITT*																					
at Miami*																					
NC STATE*																					
at North Carolina*																					
at Wake Forest*																					
DUKE*																					
VIRGINIA*																					
at Clemson*																					
FLORIDA STATE*																					
at Syracuse*																					
GEORGIA TECH*																					
at Boston College*																					
at Pitt*																					
NOTRE DAME*																					
at Duke*																					
SYRACUSE*																					
VIRGINIA TECH*																					
BOSTON COLLEGE*																					

GETTING TO KNOW EMMANUEL OKORAFOR

- Born June 8, 2004... Son of Kalu and Ngozi Okorafor... Has three siblings: Emeka, Onyinye and Chukwudi... Pursuing a bachelor's degree in business.
- Personal goal at UofL is to "get better, win games and get my degree."
- Chose to attend UofL because "they have a good coaching staff that will help me get better and grow as a student and player."
- The best thing about being a Cardinal to him is "good people, good fans, and good facilities and coaches."
- Enjoys listening to music and dancing in his spare time.
- The basketball player he most admires is Giannis Antetokounmpo.
- His mother had the greatest influence on his basketball career.
- The best moment of his athletic career so far was winning the NBA Academy Games in Atlanta in 2022 and also playing in the Basketball Africa League.
- The best basketball advice anyone ever gave him was to "keep believing in yourself."
- He wears the No. 34 because Giannis Antetokounmpo is his idol and he wears No. 34.

OKORAFOR CAREER STATISTICS

Year	GP	GS	Min	Avg	FG	FGA	Pct	3FG	3FGA	Pct	FT	FTA	Pct	OReb	DReb	Reb	Avg	PF	FO	Ast	TO	Blk	Stl	Pts	Avg
2022-23	5	0	74	14.9	9	21	.429	1	1	1.000	3	5	.600	10	11	21	4.2	17	0	2	5	7	0	22	4.4
2023-24	9	0	62	6.9	11	19	.579	0	0	.000	0	0	.000	11	9	20	2.2	9	0	1	2	4	4	22	2.4
Total	14	0	136	9.7	20	40	.500	1	1	1.000	3	5	.600	21	20	41	2.9	26	0	3	7	11	4	44	3.1

SEASON/UOFL CAREER HIGHS

POINTS

Season 8, vs. UMBC, 11/6/23
 Career 8, 2x, last vs. UMBC, 11/6/23

REBOUNDS

Season 6, vs. UMBC, 11/6/23
 Career 6, 2x, last vs. UMBC, 11/6/23

FIELD GOALS

Season 4, vs. UMBC, 11/6/23
 Career Same

FIELD GOALS ATTEMPTED

Season 6, vs. UMBC, 11/6/23
 Career 8, at Pitt, 2/7/23

THREE-POINT FIELD GOALS

Season 0
 Career 1, at Pitt, 2/7/23

THREE-POINT FIELD GOALS ATTEMPTED

Season 0
 Career 1, at Pitt, 2/7/23

FREE THROWS

Season 0
 Career 2, at Notre Dame, 1/28/23

FREE THROWS ATTEMPTED

Season 0
 Career 3, at Notre Dame, 1/28/23

ASSISTS

Season 1, at DePaul, 12/9/23
 Career 1, 3x, last at DePaul, 12/9/23

BLOCKED SHOTS

Season 2, vs. UMBC, 11/6/23
 Career 4, at Pitt, 2/7/23

STEALS

Season 2, vs. New Mexico State, 11/26/23
 Career Same

MINUTES PLAYED

Season 11, 2x, last vs. Arkansas State, 12/13/23
 Career 20, at Pitt, 2/7/23

EMMANUEL OKORAFOR FILE

- Had eight points, six rebounds and two blocks in just 10 minutes against UMBC on Nov. 6
- Appeared in five games after joining the team during conference play last season, averaging 4.4 points, 4.2 rebounds and 1.4 blocks
- Missed last six games last season with ankle injury
- Tallied six points, six rebounds and four blocks in 20 minutes at Pitt on Feb. 7
- Had the most blocks by a Cardinal since Malik Williams at Seton Hall on Dec. 1, 2018, and was the first Louisville freshman to block at least four shots in a game since Chinanu Onuaku against Savannah State on Nov. 24, 2014
- Made his college debut with eight points, five rebounds and a block at Notre Dame on Jan. 28
- Competed for Team Africa in the 2023 GLOBL JAM event in Toronto, Canada, in July 2023



#55 SKYY CLARK

SOPHOMORE | GUARD | 6-3 | 205 | TR
LOS ANGELES, CALIF. (UNIVERSITY OF ILLINOIS)
Years at UofL: 1 | Years in college: 2 | Eligibility (including this year): 3

Opp.	GS	Min	FG	A	Pct	3FG	A	Pct	FT	A	Pct	O	D	T	PF	FO	A	TO	B	S	Pts
UMBC	*	32	4	11	.364	0	1	.000	3	8	.375	1	1	2	5	1	3	3	0	1	11
CHATTANOOGA	*	34	5	17	.294	0	4	.000	2	3	.667	0	1	1	1	0	4	4	0	2	12
COPPIN STATE	*	30	4	9	.444	0	3	.000	2	2	1.000	0	5	5	3	0	0	1	1	1	10
vs. Texas	*	33	7	14	.500	4	6	.667	2	3	.667	0	5	5	0	0	4	2	0	0	20
vs. Indiana	*	33	5	15	.333	2	9	.222	7	9	.778	0	1	1	2	0	2	4	0	1	19
NEW MEXICO ST.	*	39	6	8	.750	2	4	.500	15	16	.938	2	2	4	4	0	3	2	0	1	29
BELLARMINE	*	37	7	13	.538	3	8	.375	4	4	1.000	0	2	2	3	0	3	4	0	0	21
at Virginia Tech*	*	36	4	12	.333	1	4	.250	7	8	.875	0	2	2	4	0	3	3	0	0	16
at DePaul	*	37	6	17	.353	2	7	.286	2	2	1.000	0	4	4	3	0	0	4	0	3	16
ARKANSAS STATE	*	35	4	14	.286	1	5	.200	0	0	.000	0	3	3	1	0	0	5	0	1	9
PEPPERDINE	*	28	2	11	.182	0	4	.000	2	2	1.000	1	3	4	0	0	5	2	0	1	6
KENTUCKY																					
at Virginia*																					
PITT*																					
at Miami*																					
NC STATE*																					
at North Carolina*																					
at Wake Forest*																					
DUKE*																					
VIRGINIA*																					
at Clemson*																					
FLORIDA STATE*																					
at Syracuse*																					
GEORGIA TECH*																					
at Boston College*																					
at Pitt*																					
NOTRE DAME*																					
at Duke*																					
SYRACUSE*																					
VIRGINIA TECH*																					
BOSTON COLLEGE*																					

GETTING TO KNOW SKYY CLARK

- Born July 29, 2003... Son of Kenny Clark and Sarah Goodwater... Has five siblings: ZZ, Kingston, Christian, Faith and Monroe... Major is undecided.
- His father, Kenny Clark, played three years in the NFL at wide receiver with the Minnesota Vikings. His uncle, Steve Rhem, played wide receiver for the New Orleans Saints.
- Personal goal at UofL is to win.
- Enjoys fishing, boxing and interior designing in his

- spare time.
- He'd most like to meet "God, not anytime soon though."
- He thinks Jaden Smith would play him in a movie about his life.
- His father and Kobe Bryant had the greatest influence on his basketball career.
- The reason he wears No. 55 is because of Jason "White Chocolate" Williams.

SEASON/UOFL CAREER HIGHS

POINTS

Season 29, vs. New Mexico State, 11/26/23
 Career Same

REBOUNDS

Season 5, 2x, last vs. Texas, 11/19/23
 Career Same

FIELD GOALS

Season 7, 2x, last vs. Bellarmine, 11/29/23
 Career Same

FIELD GOALS ATTEMPTED

Season 17, 2x, last at DePaul, 12/9/23
 Career Same

THREE-POINT FIELD GOALS

Season 4, vs. Texas, 11/19/23
 Career Same

THREE-POINT FIELD GOALS ATTEMPTED

Season 9, vs. Indiana, 11/20/23
 Career Same

FREE THROWS

Season 15, vs. New Mexico State, 11/26/23
 Career Same

FREE THROWS ATTEMPTED

Season 16, vs. New Mexico State, 11/26/23
 Career Same

ASSISTS

Season 5, vs. Pepperdine, 12/17/23
 Career Same

BLOCKED SHOTS

Season 1, vs. Coppin State, 11/15/23
 Career Same

STEALS

Season 3, at DePaul, 12/9/23
 Career Same

MINUTES PLAYED

Season 39, vs. New Mexico State, 11/26/23
 Career Same

SKYY CLARK FILE

- Scored career-high 29 points with 15 of 16 made free throws against New Mexico State on Nov. 26
- Named to Empire Classic All-Tournament Team after averaging 19.5 points vs. Texas and Indiana
- Scored 20 points with four assists and four made 3-pointers against Texas on Nov. 19
- Transfer from Illinois who played in the team's first 13 games with 12 starts as a freshman in 2022-23, averaging 7.0 points and 2.1 assists
- Spent senior year of high school at Montverde Academy, which won the Geico Nationals title
- As a junior, attended Ensworth High School in Nashville, Tenn., where he averaged 26.4 points
- Was named a Third-Team MaxPreps Sophomore All-American at Heritage Christian in Northridge

CLARK CAREER STATISTICS

Year	GP	GS	Min	Avg	FG	FGA	Pct	3FG	3FGA	Pct	FT	FTA	Pct	OReb	DReb	Reb	Avg	PF	FO	Ast	TO	Blk	Stl	Pts	Avg
At Illinois																									
2022-23	13	12	317	24.4	30	73	.411	15	45	.333	16	23	.696	6	42	48	3.7	36	0	27	27	2	7	91	7.0
At Louisville																									
2023-24	11	11	374	34.0	54	141	.383	15	55	.273	46	57	.807	4	29	33	3.0	26	1	27	34	1	11	169	15.4
Total	24	23	692	28.8	84	214	.393	30	100	.300	62	80	.775	10	71	81	3.4	62	2	54	61	3	18	260	10.8

GAME-BY-GAME STORYLINES

OCTOBER 18, 2023 | LOUISVILLE 91, SIMMONS COLLEGE 50 (EXH) | LOUISVILLE, KY.

- Louisville used a 24-1 run to end the first half to pull away
- Curtis Williams led the Cardinals with 15 points, five rebounds and three assists
- UofL's four freshmen combined for 40 points on 14-of-20 shooting
- The Cards shot 54% from the field, 42% from 3-point range and 79% from the free-throw line

OCTOBER 30, 2023 | KENTUCKY WESLEYAN 71, LOUISVILLE 68 (EXH) | LOUISVILLE, KY.

- Kentucky Wesleyan outrebounded Louisville 47-33 with 16 offensive boards
- The Cardinals made 31 of 38 free throws, but shot just 34% from the field
- Skyy Clark led Louisville with 24 points and seven rebounds
- The Panthers had five players in double figures, led by Borja Fernandez' 19 points

NOVEMBER 6, 2023 | LOUISVILLE 94, UMBC 93 | LOUISVILLE, KY.

- JJ Traynor's lob dunk off an offensive rebound by Tre White was the go-ahead basket in the final 10 seconds
- Mike James had a career-high 25 points and 10 rebounds for his first double-double
- Ty-Laur Johnson (12 points), Skyy Clark (11) and Tre White (11) also scored in double figures in their UofL debuts
- Louisville scored 60 points in the paint and outscored UMBC 28-10 in second-chance points

NOVEMBER 10, 2023 | CHATTANOOGA 81, LOUISVILLE 71 | LOUISVILLE, KY.

- Chattanooga made 14 3-pointers and shot 58% in the second half
- Tre White and Mike James led Louisville with 17 points apiece
- Honor Huff and Myles Che led Chattanooga with 25 and 22 points, respectively
- Brandon Huntley-Hatfield grabbed a career-high 14 rebounds for the Cardinals

NOVEMBER 15, 2023 | LOUISVILLE 61, COPPIN STATE 41 | LOUISVILLE, KY.

- Louisville held Coppin State to 28% shooting and 17% from the 3-point line
- UofL's 41 points allowed were their fewest since Dec. 5, 2018
- Tre White recorded his first career double-double with 10 points and 12 rebounds
- Mike James (12 points) and Skyy Clark (10) also reached double figures

NOVEMBER 19, 2023 | #19/17 TEXAS 81, LOUISVILLE 80 | NEW YORK

- Max Abmas made a fadeaway jumper with 0.4 seconds left to give the Longhorns the win
- Tre White and Skyy Clark each scored 20 points to lead the Cardinals
- Ty-Laur Johnson had a career-high 14 points and six assists in his return to his native New York
- Louisville held Texas to 2-for-17 from 3-point range

NOVEMBER 20, 2023 | INDIANA 74, LOUISVILLE 66 | NEW YORK

- Indiana finished the game on a 13-2 run to claim the win
- Louisville had just two field goals over the final nine-plus minutes
- Skyy Clark led the Cardinals with 19 points
- Indiana scored 42 points in the paint to offset going 1-for-11 from 3-point range

NOVEMBER 26, 2023 | LOUISVILLE 90, NEW MEXICO STATE 84 (OT) | LOUISVILLE, KY.

- Louisville overcame an eight-point deficit with 1:18 left in regulation to force overtime
- The Cardinals made 36 of 49 free throws, including 15 of 19 in overtime, and forced a program-record 40 fouls
- Three UofL players scored at least 20 points, led by Skyy Clark's 29 points and 15-of-16 clip from the stripe
- Tre White (22 points) and JJ Traynor (20) also had career highs in scoring

NOVEMBER 29, 2023 | LOUISVILLE 73, BELLARMINE 68 | LOUISVILLE, KY.

- Louisville scored 51 second-half points after trailing 27-22 at halftime
- The Cardinals shot 55% after halftime and made 16 of 22 free throws in the second half
- Skyy Clark led all scorers with 21 points
- Brandon Huntley-Hatfield added nine points and a game-high 10 rebounds

GAME-BY-GAME STORYLINES

DECEMBER 3, 2023 | VIRGINIA TECH 75, LOUISVILLE 68 | BLACKSBURG, VA.

- Louisville led by as much as eight in the first half and by one at halftime
- Virginia Tech shot 48% in the second half and made 19 of 23 free throws after halftime
- The Cardinals had five players in double figures, led by Skyy Clark's 16 points
- Mike James and Brandon Huntley-Hatfield each pulled down nine rebounds

DECEMBER 9, 2023 | DEPAUL 75, LOUISVILLE 68 | CHICAGO, ILL.

- Louisville trailed by 16 at halftime as DePaul finished the first half on an 18-2 run
- The Cardinals cut it to six in the second half, but the Blue Demons answered with a 7-0 spurt
- Mike James led Louisville with 18 points and six rebounds
- Skyy Clark scored in double figures for the ninth straight game with 16 points

DECEMBER 13, 2023 | ARKANSAS STATE 75, LOUISVILLE 63 | LOUISVILLE, KY.

- The Cardinals held Arkansas State scoreless for the final 3:47 of the first half
- The Red Wolves went on a 9-0 run in the second half to gain and keep the lead
- Louisville was outscored in the paint 48-28
- Brandon Huntley-Hatfield scored a career-high 20 points, netting 12 of 14 from the charity stripe and adding 11 rebounds

DECEMBER 17, 2023 | LOUISVILLE 85, PEPPERDINE 63 | LOUISVILLE, KY.

- Louisville led by as much as 30 in the second half
- The Cardinals set season highs for assists (17) and made 3-pointers (9)
- Brandon Huntley-Hatfield recorded his second straight double-double with 20 points and 12 rebounds
- Curtis Williams scored a career-high 16 point and made four 3s

2023-24 RESULTS

DATE	OPPONENT	SCORE	ATTENDANCE	UOFL HIGH POINTS	UOFL HIGH REBOUNDS	OPP HIGH POINTS
11/6	UMBC	W, 94-93	11,010	Mike James (25)	James/Huntley-Hatfield (10)	Dion Brown (28)
11/10	CHATTANOOGA	L, 81-71	10,634	Mike James/Tre White (17)	Brandon Huntley-Hatfield (14)	Honor Huff (25)
11/15	COPPIN STATE	W, 61-41	10,501	Mike James (12)	Tre White (12)	Justin Winston (13)
11/19	vs. Texas	L, 81-80	17,647	Tre White/Skyy Clark (20)	Brandon Huntley-Hatfield (9)	Kadin Shedrick (27)
11/20	vs. Indiana	L, 74-66	N/A	Skyy Clark (19)	Brandon Huntley-Hatfield (9)	Xavier Johnson (14)
11/26	NEW MEXICO STATE	W, 90-84 (OT)	10,527	Skyy Clark (29)	JJ Traynor (9)	Jordan Rawls (20)
11/29	BELLARMINE	W, 73-68	11,538	Skyy Clark (21)	Brandon Huntley-Hatfield (10)	G. Tipton/B. Wieland (18)
12/3	at Virginia Tech*	L, 75-68	8,925	Skyy Clark (16)	James/Huntley-Hatfield (9)	MJ Collins (20)
12/9	at DePaul	L, 75-68	4,255	Mike James (18)	Tre White (8)	Jeremiah Oden (22)
12/13	ARKANSAS STATE	L, 75-63	10,401	Brandon Huntley-Hatfield (20)	Brandon Huntley-Hatfield (11)	Caleb Fields (20)
12/17	PEPPERDINE	W, 85-63	10,475	Brandon Huntley-Hatfield (20)	Brandon Huntley-Hatfield (12)	Michael Ajayi (17)
12/21	KENTUCKY					
1/3	at Virginia*					
1/6	PITT*					
1/10	at Miami*					
1/13	NC STATE*					
1/17	at North Carolina*					
1/20	at Wake Forest*					
1/23	DUKE*					
1/27	VIRGINIA*					
1/30	at Clemson*					
2/3	FLORIDA STATE*					
2/7	at Syracuse*					
2/10	GEORGIA TECH*					
2/13	at Boston College*					
2/17	at Pitt*					
2/21	NOTRE DAME*					
2/28	at Duke*					
3/2	SYRACUSE*					
3/5	VIRGINIA TECH*					
3/9	BOSTON COLLEGE*					

2023-24 GAME-BY-GAME STARTING LINEUPS

DATE	OPPONENT	G	G/F	G/F	G/F	F/C	RECORD#
11/6	UMBC	Clark	James	White	Huntley-Hatfield	Evans	1-0
11/10	CHATTANOOGA	Clark	James	White	Huntley-Hatfield	Evans	1-1
11/15	COPPIN STATE	Clark	James	White	Traynor	Huntley-Hatfield	1-0
11/19	vs. Texas	Clark	James	White	Huntley-Hatfield	Evans	1-2
11/20	vs. Indiana	Clark	James	White	Huntley-Hatfield	Evans	1-3
11/26	NEW MEXICO STATE	Clark	James	White	Huntley-Hatfield	Evans	2-3
11/29	BELLARMINE	Clark	James	White	Traynor	Huntley-Hatfield	2-0
12/3	at Virginia Tech*	Clark	James	White	Traynor	Huntley-Hatfield	2-1
12/9	at DePaul	Clark	James	White	Glenn	Huntley-Hatfield	0-1
12/13	ARKANSAS STATE	Johnson	Clark	James	White	Huntley-Hatfield	0-1
12/17	PEPPERDINE	Johnson	Clark	James	White	Huntley-Hatfield	1-1
12/21	KENTUCKY						
1/3	at Virginia*						
1/6	PITT*						
1/10	at Miami*						
1/13	NC STATE*						
1/17	at North Carolina*						
1/20	at Wake Forest*						
1/23	DUKE*						
1/27	VIRGINIA*						
1/30	at Clemson*						
2/3	FLORIDA STATE*						
2/7	at Syracuse*						
2/10	GEORGIA TECH*						
2/13	at Boston College*						
2/17	at Pitt*						
2/21	NOTRE DAME*						
2/28	at Duke*						
3/2	SYRACUSE*						
3/5	VIRGINIA TECH*						
3/9	BOSTON COLLEGE*						

(#) running count of UofL's record with listed lineup

(*) ACC games

2023-24 GAME-BY-GAME COMPARISON

DATE	OPPONENT	FGM-A/%	3FG-A/%	FTM-A/%	OR-DR-TOT	PF	AST	TO	BK	STL	PTS
11/6	UOFL	34-68/.500	2-14/.143	24-39/.615	20-27-47	20	9	14	5	4	94
	UMBC	35-69/.507	11-21/.524	12-22/.545	12-23-35	26	13	11	3	8	93
11/10	UOFL	26-68/.382	6-18/.333	13-20/.650	17-24-41	21	11	15	2	7	71
	CHATTANOOGA	27-61/.443	14-34/.412	13-19/.684	12-29-41	19	14	16	4	5	81
11/15	UOFL	22-56/.393	6-21/.286	11-14/.786	14-31-45	11	7	15	3	8	61
	COPPIN STATE	16-57/.281	3-17/.176	6-9/.667	12-21-33	14	4	15	2	7	41
11/19	UOFL	23-53/.434	7-16/.438	27-31/.871	13-25-38	21	12	11	3	3	80
	vs. Texas	31-67/.463	2-17/.118	17-23/.739	17-20-37	21	12	5	5	7	81
11/20	UOFL	20-56/.357	5-19/.263	21-29/.724	8-27-35	23	9	11	2	6	66
	vs. Indiana	24-53/.453	1-11/.091	25-34/.735	7-32-39	18	18	11	7	8	74
11/26	UOFL	25-56/.446	4-20/.200	36-49/.735	15-20-35	16	12	13	1	8	90
	NEW MEXICO STATE	35-60/.583	5-18/.278	9-17/.529	8-24-32	40	17	16	1	7	84
11/29	UOFL	25-58/.431	7-24/.292	16-22/.727	10-28-38	19	13	14	4	1	73
	BELLARMINE	22-58/.379	6-20/.300	18-19/.947	8-25-33	22	13	12	2	7	68
12/3	UOFL	23-57/.404	6-19/.316	16-18/.889	9-24-33	21	11	14	4	6	68
	at Virginia Tech	24-55/.436	5-20/.250	22-27/.815	8-24-32	17	16	10	2	6	75
12/9	UOFL	25-63/.397	5-19/.263	13-18/.722	9-23-32	21	12	10	3	9	68
	at DePaul	25-49/.510	8-23/.348	17-24/.708	5-31-36	17	17	17	7	5	75
12/13	UOFL	22-61/.361	2-15/.133	17-23/.739	13-25-38	12	5	9	5	4	63
	ARKANSAS STATE	30-68/.441	5-25/.200	10-12/.833	14-29-43	19	13	11	4	5	75
12/17	UOFL	32-66/.485	9-16/.563	12-16/.750	15-28-43	15	17	13	4	7	85
	PEPPERDINE	23-57/.404	6-24/.250	11-14/.786	5-22-27	14	14	13	5	5	63
12/21	UOFL										
	KENTUCKY										
1/3	UOFL										
	at Virginia										
1/6	UOFL										
	PITT										
1/10	UOFL										
	at Miami										
1/13	UOFL										
	NC STATE										
1/17	UOFL										
	at North Carolina										
1/20	UOFL										
	at Wake Forest										
1/23	UOFL										
	DUKE										
1/27	UOFL										
	VIRGINIA										
1/30	UOFL										
	at Clemson										
2/3	UOFL										
	FLORIDA STATE										
2/7	UOFL										
	at Syracuse										
2/10	UOFL										
	GEORGIA TECH										
2/13	UOFL										
	at Boston College										
2/17	UOFL										
	at Pitt										
2/21	UOFL										
	NOTRE DAME										
2/28	UOFL										
	at Duke										
3/2	UOFL										
	SYRACUSE										
3/5	UOFL										
	VIRGINIA TECH										
3/9	UOFL										
	BOSTON COLLEGE										

2023-24 SPECIALTY STATS (LISTED: UOFL-OPPONENT)

DATE	OPPONENT	IN PAINT	OFF TO	SECOND	FAST	BENCH	LARGEST	LARGEST	LEAD	TIES
				CHANCE	BREAK		LEAD	DEFICIT	CHANGES	
11/6	UMBC	60-42	16-15	28-10	0-8	35-28	6	13	14	11
11/10	CHATTANOOGA	38-18	19-22	12-18	6-10	17-5	3	21	3	4
11/15	COPPIN STATE	24-24	12-17	7-10	6-2	16-26	22	4	1	3
11/19	vs. Texas	30-48	4-16	14-9	2-14	25-17	4	9	21	14
11/20	vs. Indiana	28-42	10-9	8-8	8-10	23-30	7	10	4	2
11/26	NEW MEXICO STATE	40-44	15-23	20-8	2-5	34-17	6	10	9	2
11/29	BELLARMINE	28-28	12-19	8-4	2-4	13-12	12	7	4	1
12/3	at Virginia Tech*	26-36	17-17	5-10	12-5	10-31	8	8	9	2
12/9	at DePaul	32-28	17-10	15-7	13-10	23-12	2	19	5	3
12/13	ARKANSAS STATE	28-48	10-10	9-18	2-7	6-10	2	20	6	10
12/17	PEPPERDINE	40-22	16-10	17-7	6-9	25-13	30	3	2	2
12/21	KENTUCKY									
1/3	at Virginia*									
1/6	PITT*									
1/10	at Miami*									
1/13	NC STATE*									
1/17	at North Carolina*									
1/20	at Wake Forest*									
1/23	DUKE*									
1/27	VIRGINIA*									
1/30	at Clemson*									
2/3	FLORIDA STATE*									
2/7	at Syracuse*									
2/10	GEORGIA TECH*									
2/13	at Boston College*									
2/17	at Pitt*									
2/21	NOTRE DAME*									
2/28	at Duke*									
3/2	SYRACUSE*									
3/5	VIRGINIA TECH*									
3/9	BOSTON COLLEGE*									

2023-24 TEAM SUPERLATIVES

LOUISVILLE	HIGHS	LOWS
Points	94 (vs. UMBC, 11/6)	61 (vs. Coppin State, 11/15)
First-half points	40 (vs. UMBC, 11/6)	22 (2 times)
Second-half points	54 (vs. UMBC, 11/6)	29 (vs. Coppin State, 11/15)
Overtime points	17 (vs. New Mexico State, 11/26)	
Winning margin	22 (vs. Pepperdine, 12/17)	1 (vs. UMBC, 11/6)
Field goals	34 (vs. UMBC, 11/6)	20 (vs. Indiana, 11/20)
Field goals attempted	68 (2 times)	53 (vs. Texas, 11/19)
Field goal percentage	.500 (vs. UMBC, 11/6)	.357 (vs. Indiana, 11/20)
3-point field goals	9 (vs. Pepperdine, 12/17)	2 (2 times)
3-point field goals attempted	24 (vs. Bellarmine, 11/29)	14 (vs. UMBC, 11/6)
3-point field goal percentage	.563 (vs. Pepperdine, 12/17)	.133 (vs. Arkansas State, 12/13)
Free throws	36 (vs. New Mexico State, 11/26)	11 (vs. Coppin State, 11/15)
Free throws attempted	49 (vs. New Mexico State, 11/26)	14 (vs. Coppin State, 11/15)
Free throw percentage	.889 (at Virginia Tech, 12/3)	.615 (vs. UMBC, 11/6)
Rebounds	47 (vs. UMBC, 11/6)	32 (at DePaul, 12/9)
Offensive rebounds	20 (vs. UMBC, 11/6)	8 (vs. Indiana, 11/20)
Defensive rebounds	31 (vs. Coppin State, 11/15)	20 (vs. New Mexico State, 11/26)
Personal fouls	23 (vs. Indiana, 11/20)	11 (vs. Coppin State, 11/15)
Assists	17 (vs. Pepperdine, 12/17)	5 (vs. Arkansas State, 12/13)
Turnovers	15 (2 times)	9 (vs. Arkansas State, 12/13)
Blocked shots	5 (2 times)	1 (vs. New Mexico State, 11/26)
Steals	9 (at DePaul, 12/9)	1 (vs. Bellarmine, 11/29)

OPPONENTS	HIGHS	LOWS
Points	93 (vs. UMBC, 11/6)	41 (vs. Coppin State, 11/15)
First-half points	48 (vs. UMBC, 11/6)	21 (vs. Coppin State, 11/15)
Second-half points	48 (vs. Chattanooga, 11/10)	20 (vs. Coppin State, 11/15)
Overtime points	11 (vs. New Mexico State, 11/26)	
Winning margin	12 (vs. Arkansas State, 12/13)	1 (vs. Texas, 11/19)
Field goals	35 (2 times)	16 (vs. Coppin State, 11/15)
Field goals attempted	69 (vs. UMBC, 11/6)	49 (at DePaul, 12/9)
Field goal percentage	.583 (vs. New Mexico State, 11/26)	.281 (vs. Coppin State, 11/15)
3-point field goals	14 (vs. Chattanooga, 11/10)	1 (vs. Indiana, 11/20)
3-point field goals attempted	34 (vs. Chattanooga, 11/10)	11 (vs. Indiana, 11/20)
3-point field goal percentage	.524 (vs. UMBC, 11/6)	.091 (vs. Indiana, 11/20)
Free throws	25 (vs. Indiana, 11/20)	6 (vs. Coppin State, 11/15)
Free throws attempted	34 (vs. Indiana, 11/20)	9 (vs. Coppin State, 11/15)
Free throw percentage	.947 (vs. Bellarmine, 11/29)	.529 (vs. New Mexico State, 11/26)
Rebounds	43 (vs. Arkansas State, 12/13)	27 (vs. Pepperdine, 12/17)
Offensive rebounds	17 (vs. Texas, 11/19)	5 (2 times)
Defensive rebounds	32 (vs. Indiana, 11/20)	20 (vs. Texas, 11/19)
Personal fouls	40 (vs. New Mexico State, 11/26)	14 (2 times)
Assists	18 (vs. Indiana, 11/20)	4 (vs. Coppin State, 11/15)
Turnovers	17 (at DePaul, 12/9)	5 (vs. Texas, 11/19)
Blocked shots	7 (2 times)	1 (vs. New Mexico State, 11/26)
Steals	8 (2 times)	5 (4 times)

2023-34 INDIVIDUAL SUPERLATIVES

LOUISVILLE HIGHS

Points	29 (Clark vs. New Mexico State, 11/26)
Field goals	9 (Traynor vs. New Mexico State, 11/26)
Field goals attempted	17 (2 times)
Field goal percentage (min. 6 att.)	.750 [6-8] (2 times)
3-point field goals	4 (3 times)
3-point field goals attempted	9 (Clark vs. Indiana, 11/20)
3-point field goal percentage (min. 4 att.)	.800 [4-5] (Williams vs. Pepperdine, 12/17)
Free throws	15 (Clark vs. New Mexico State, 11/26)
Free throws attempted	16 (Clark vs. New Mexico State, 11/26)
Free throw percentage (min. 6 att.)	.938 [15-16] (Clark vs. New Mexico State, 11/26)
Rebounds	14 (Huntley-Hatfield vs. Chattanooga, 11/10)
Assists	6 (2 times)
Turnovers	5 (2 times)
Blocked shots	2 (9 times)
Steals	3 (4 times)
Minutes	39 (Clark vs. New Mexico State, 11/26)

OPPONENT HIGHS

Points	28 (Dion Brown, UMBC, 11/6)
Field goals	11 (2 times)
Field goals attempted	20 (Dion Brown, UMBC, 11/6)
Field goal percentage (min. 6 att.)	1.000 [7-7] (Izaiyah Nelson, Arkansas State, 12/13)
3-point field goals	7 (Honor Huff, Chattanooga, 11/10)
3-point field goals attempted	13 (Honor Huff, Chattanooga, 11/10)
3-point field goal percentage (min. 4 att.)	.538 [7-13] (Honor Huff, Chattanooga, 11/10)
Free throws	9 (Xavier Johnson, Indiana, 11/20)
Free throws attempted	12 (Xavier Johnson, Indiana, 11/20)
Free throw percentage (min. 6 att.)	1.000 [7-7] (MJ Collins, Virginia Tech, 12/3)
Rebounds	11 (2 times)
Assists	8 (2 times)
Turnovers	6 (Toto Fagbenle, Coppin State, 11/15)
Blocked shots	4 (Sam Alexis, Chattanooga, 11/10)
Steals	4 (Alec Pfriend, Bellarmine, 11/29)
Minutes	39 (2 times)

CARDINAL SPORTS NETWORK

WLCL-FM (93.9) Louisville*
 WGTK-AM (970) Louisville*
 WIEL-FM (106.1) Elizabethtown
 WIEL-AM (1400) Elizabethtown
 WFRT-FM (103.7) Frankfort
 WKYL-FM (102.1) Lexington/
 Lawrenceburg
 WDBZ-AM (1230) Cincinnati
 WKCT-FM (104.1) Bowling Green

WKCT-AM (930) Bowling Green
 WVJS-FM (100.5) Owensboro
 WKLB-FM (104.5) Manchester
 WKLB-AM (1290) Manchester
 WYMC-FM (93.9) Mayfield
 WYMC-AM (1430) Mayfield

* denotes flagship station

TOP INDIVIDUAL GAMES

Points

1. Skyy Clark vs. New Mexico State	29
2. Mike James vs. UMBC	25
3. Tre White vs. New Mexico State	22
4. Skyy Clark vs. Bellarmine.....	21
5. Tre White vs. Texas	20
Skyy Clark vs. Texas	20
JJ Traynor vs. New Mexico State.....	20
Brandon Huntley-Hatfield vs. Arkansas State ..	20
Brandon Huntley-Hatfield vs. Pepperdine	20
10. Skyy Clark vs. Indiana.....	19
Mike James vs. Pepperdine	19

Rebounds

1. Brandon Huntley-Hatfield vs. Chattanooga ..	14
2. Tre White vs. Coppin State	12
Brandon Huntley-Hatfield vs. Pepperdine	12
4. Brandon Huntley-Hatfield vs. Arkansas State ..	11
5. Mike James vs. UMBC.....	10
Brandon Huntley-Hatfield vs. UMBC.....	10
Brandon Huntley-Hatfield vs. Bellarmine	10

Assists

1. Ty-Laur Johnson vs. Texas.....	6
Ty-Laur Johnson vs. New Mexico State	6
3. Ty-Laur Johnson vs. Bellarmine	5
4. Ty-Laur Johnson at DePaul	5
Skyy Clark vs. Pepperdine.....	5

Blocked Shots

1. Dennis Evans vs. UMBC	2
Emmanuel Okorafor vs. UMBC.....	2
Dennis Evans vs. Texas	2
Brandon Huntley-Hatfield vs. Bellarmine	2
JJ Traynor vs. Bellarmine	2
JJ Traynor at Virginia Tech.....	2
Brandon Huntley-Hatfield vs. Arkansas State..	2
Tre White vs. Arkansas State.....	2
Brandon Huntley-Hatfield vs. Pepperdine	2

Steals

1. Brandon Huntley-Hatfield vs. Chattanooga	3
Tre White vs. New Mexico State	3
Tre White at Virginia Tech.....	3
Skyy Clark at DePaul	3
5. 9 times	2

Minutes Played

1. Skyy Clark vs. New Mexico State	39
2. Brandon Huntley-Hatfield at Virginia Tech....	38
3. Mike James vs. New Mexico State	37
Skyy Clark vs. Bellarmine.....	37
Skyy Clark at DePaul	37
6. Tre White vs. New Mexico State	36
Skyy Clark at Virginia Tech	36
8. Skyy Clark vs. Arkansas State	35
Brandon Huntley-Hatfield vs. Indiana.....	35
Tre White vs. Bellarmine	35
11. Skyy Clark vs. Chattanooga	34
Tre White vs. Texas	34
JJ Traynor vs. New Mexico State.....	34
Tre White at Virginia Tech.....	34
Mike James at DePaul	34

EXHIBITION 1

Oct. 18, 2023 • Louisville 91, Simmons 50
KFC Yum! Center • Louisville, Ky.



Official Basketball Box Score - Final
Simmons (KY) at Louisville
11/02/23 KFC Yum! Center, Louisville
2023-24 Men's Basketball

Game Time: 7:02 PM
Game Duration: 2:08
Attendance: 11,116

Officials: Tod Valentine, Troy Skyles, Care Aubry

Simmons (KY) - 50		Record: 0-0										Shooting By Period									
NO. Name	Min	FG	3P	FT	Rebounds	Fouls	TP	AS	TO	ST	Blocks	BS	BA	+/	1st FG%	2nd FG%	3rd FG%	GMFG%	FT%	Dead Ball	
		M-A	M-A	M-A	OR DR TOT	PF	AS	TO	ST	BS	BA	+/									
3 Gavin Withrow	22:29	3-8	0-3	0-0	1 1 2	1 5	6	5	0	5	0	1	-16	3PT%	2-12	16.7%	3PT%	2-5	40%	0	
10 Trey Radcliffe	18:14	3-4	0-0	0-0	0 3 3	1 0	6	2	1	0	1	0	-10	2ndFG%	14-31	45.2%	3PT%	5-10	50%	0	
11 Meith Reckow	21:18	3-8	2-6	0-0	2 2 2	2 1	8	0	0	3	0	0	-11	FT%	5-10	50%	GMFG%	20-63	31.7%	4.0	
21 Franklin Sampson	14:28	1-5	0-1	0-0	0 0 0	4 0	4	2	1	0	0	0	4	FT%	7-15	46.7%					
25 Philip Richards, Jr.	15:43	2-4	0-0	1-3	0 1 1	4 1	5	0	1	0	2	1	-2							4.0	
31 Don'Quail Andrews	01:32	0-2	0-1	0-0	0 0 0	0 0	0	2	0	0	0	0	-4								
5 Steven Melton	17:36	0-4	0-3	0-0	2 1 3	2 0	0	1	2	0	1	0	-31								
20 Calvin Wilder	17:52	2-7	1-1	3-4	0 0 0	3 2 8	0	2	1	0	1	0	-28								
32 Brandon Austin	24:17	3-8	0-4	1-4	5 1 6	1 4	7	0	1	1	0	0	-39								
12 Deondra Williams	05:20	0-1	0-0	0-0	0 0 0	0 2	0	2	0	0	0	0	0								
24 Marlo McSwain	17:10	1-4	0-0	1-2	0 2 2	2 1	3	0	1	2	0	1	-26								
4 Kevin Bland	12:11	0-2	0-1	1-2	1 0 1	1 1	1	0	1	1	0	0	-25								
23 Jeneil Aquino	07:56	1-4	0-1	0-0	1 1 0	1 0	2	1	2	0	0	0	-14								
22 Donald Palmer	03:54	1-2	0-1	0-0	1 1 0	1 0	2	0	1	0	0	0	-3								
Team					0 0 0	0 0	0	2	0	0	0	0	0								
Totals	20:03	3-22	7-15	10	12	22	22	50	12	15	3	6	-41								

Louisville - 91		Record: 0-0										Shooting By Period									
NO. Name	Min	FG	3P	FT	Rebounds	Fouls	TP	AS	TO	ST	Blocks	BS	BA	+/	1st FG%	2nd FG%	3rd FG%	GMFG%	FT%	Dead Ball	
		M-A	M-A	M-A	OR DR TOT	PF	AS	TO	ST	BS	BA	+/									
0 Mike James	23:35	4-8	2-3	3-3	2 5 7	2 3	13	1	1	0	1	2	22	3PT%	3-6	50.0%	3PT%	13-16	81.3%	0	
12 JJ Traynor	17:13	3-4	0-1	4-4	3 3 6	2 2	10	0	0	0	3	0	8	2ndFG%	16-28	57.1%	3PT%	5-13	38.5%	0	
11 Dennis Evans	17:06	4-4	0-0	1-4	4 5 9	0 2	9	0	2	1	2	0	26	FT%	10-13	76.9%	GMFG%	30-56	53.6%	0	
1 Curtis Williams	G 23:44	5-8	3-4	2-2	1 4 5	0 3	15	3	3	0	0	0	33	FT%	10-13	76.9%	GMFG%	30-56	53.6%	0	
55 Skyv Clark	G 23:02	2-10	1-6	3-4	0 1 1	3 4	8	6	2	1	0	0	26	FT%	10-13	76.9%	GMFG%	30-56	53.6%	0	
3 Koran Davis	09:17	0-3	0-0	0-0	1 1 2	0 0	1	2	0	0	0	0	10	FT%	3-6	50.0%				0	
4 Ty-Laur Johnson	15:54	2-3	1-2	2-2	0 4 4	3 1	7	2	4	0	0	0	15	FT%	3-6	50.0%				0	
5 Brandon Huntley-Hatfield	17:21	1-3	0-1	2-2	2 4 6	0 1	4	0	1	1	0	1	7							0	
22 Tre White	16:16	4-5	0-0	4-4	1 3 4	2 3	12	0	4	0	0	0	10							0	
34 Emmanuel Okorofor	09:39	1-2	0-0	2-2	1 0 2	1 0	2	0	2	0	0	0	4							0	
10 Kaleb Glenn	18:41	3-7	1-2	2-4	0 3 3	2 3	9	0	1	1	0	0	37							0	
15 Hercy Miller	06:08	1-1	0-0	0-0	0 1 1	0 0	2	0	0	0	0	0	4							0	
33 Aidan McCool	02:04	0-0	0-0	0-0	0 0 0	0 0	0	0	0	0	0	0	3							0	
Team					2 1 3	0 0	0	0	0	0	0	0	0							0	
Totals	30:56	8-19	23-29	17	37	54	17	22	91	13	22	4	83								

SIM		LOU	
Biggest lead	3 (1 st 19:02)	43 (2 nd 0:36)	
Best Scoring Run	7 (2 nd 17:39)	19 (1 st 1:04)	
Lead Changes	1		

Points from Turnovers		SIM		LOU	
1st	2nd	TOT	1st	2nd	TOT
16	34	50	20	21	41

Paint		Second Chance		Fast Breaks	
SIM	LOU	SIM	LOU	SIM	LOU
16	34	5	26	16	34

Technical Fouls: NONE

EXHIBITION 2

Oct. 30, 2023 • Kentucky Wesleyan 71, Louisville 68
KFC Yum! Center • Louisville, Ky.



Official Basketball Box Score - Final
Ky. Wesleyan at Louisville
10/30/23 KFC Yum! Center, Louisville
2023-24 Men's Basketball

Game Time: 7:01 PM
Game Duration: 2:17
Attendance: 10,112

Officials: Jemie Luckie, Adam Pore, Kelen Miller

Ky. Wesleyan - 71		Record: 0-0										Shooting By Period									
NO. Name	Min	FG	3P	FT	Rebounds	Fouls	TP	AS	TO	ST	Blocks	BS	BA	+/	1st FG%	2nd FG%	3rd FG%	GMFG%	FT%	Dead Ball	
		M-A	M-A	M-A	OR DR TOT	PF	AS	TO	ST	BS	BA	+/									
4 Na'Vuan Peterson	F 06:41	0-1	0-0	0-0	0 1 1	3 0	0	0	0	0	0	0	-6	3PT%	2-14	14.3%	3PT%	4-5	80%	0	
32 Borja Fernandez	F 33:07	8-18	0-3	3-4	2 5 7	4 3	19	1	5	0	0	2	2	2	2ndFG%	12-30	40.0%	3PT%	5-13	38.5%	0
3 Fares Remouche	C 10:14	0-3	0-0	0-0	2 0 2	0 0	0	0	1	0	0	0	0	7	FT%	5-10	50%	GMFG%	16-21	76.2%	0
5 Dom Subota	G 01:52	0-0	0-0	0-0	0 1 1	0 0	0	0	0	0	0	0	0	0	FT%	16-21	76.2%	GMFG%	22-61	36.1%	0
21 Kavevon Mitchell	G 27:52	3-9	3-7	4-4	0 3 3	3 2	13	1	1	0	1	0	-2	3PT%	7-27	25.9%	FT%	20-25	76.9%	0	
1 Awa Gray	21:56	0-1	0-0	4-4	4 8 3	2 4	1	1	1	0	0	2	0	0						0	
2 Kennedy Miles	22:32	2-7	1-5	5-6	0 2 2	4 6	10	2	3	2	0	0	2	0						0	
12 Edward Jones Jr.	26:37	3-7	1-2	3-4	4 4 8	2 2	10	1	0	1	0	1	2	5						0	
30 Aleksa Rakic	10:02	0-0	0-0	0-0	0 1 1	0 0	0	2	1	0	0	0	3							0	
33 Logan McIntire	22:36	4-11	2-8	0-0	0 6 6	3 2	10	3	0	0	0	0	17							0	
11 Jake Evans	16:32	2-4	0-2	1-4	2 2 4	0 5	3	2	1	0	0	0	3							0	
Team					2 2 4	0 0	0	0	0	0	0	0	0								
Totals	22:61	7-27	20-26	16	31	47	23	71	14	14	4	1	8	3							

Louisville - 68		Record: 0-0										Shooting By Period									
NO. Name	Min	FG	3P	FT	Rebounds	Fouls	TP	AS	TO	ST	Blocks	BS	BA	+/	1st FG%	2nd FG%	3rd FG%	GMFG%	FT%	Dead Ball	
		M-A	M-A	M-A	OR DR TOT	PF	AS	TO	ST	BS	BA	+/									
0 Mike James	F 33:29	2-6	2-6	10-10	1 5 6	3 5	16	1	3	4	0	0	-4	3PT%	2-9	22.2%	FT%	10-14	71.4%	0	
12 JJ Traynor	F 26:36	2-5	0-1	5-6	1 1 2	2 4	9	0	0	1	4	1	-4	2ndFG%	12-30	40.0%	3PT%	9-22	40.9%	0	
11 Dennis Evans	C 15:29	0-0	0-0	4-6	1 4 5	2 3	4	0	1	1	3	0	9	3PT%	3-10	30.0%	FT%	21-24	87.5%	0	
22 Tre White	G 34:55	2-11	0-3	7-9	2 5 7	5 5	11	2	1	1	1	0	5	GMFG%	16-47	34.0%	3PT%	5-19	26.3%	0	
55 Skyv Clark	G 28:56	8-16	3-5	5-6	0 7 7	2 5	24	1	2	1	0	0	-2	FT%	10-13	76.9%	GMFG%	30-56	53.6%	0	
4 Ty-Laur Johnson	12:27	0-2	0-1	0-0	0 1 1	4 0	0	2	1	2	0	0	0							0	
5 Brandon Huntley-Hatfield	15:47	1-2	0-0	0-1	0 1 1	1 1	2	0	1	1	0	0	-5							0	
10 Kaleb Glenn	11:39	1-2	0-0	0-0	0 1 1	0 0	2	0	0	0	0	0	-8							0	
1 Curtis Williams	14:31	0-3	0-0	0-0	0 1 1	0 0	0	1	0	0	0	0	-11							0	
13 Danilo Jovanovich	06:11	0-0	0-0	0-0	0 0 0	0 0	0	0	0	1	0	0	5							0	
Team					0 2 2	0 0	0	0	0	0	0	0	0							0	
Totals	16:47	5-19	31-38	5	28	33	22	68	7	10	11	8	1	-3							

KYW		LOU	
Biggest lead	6 (2 nd 2:47)	6 (1 st 6:09)	
Best Scoring Run	6 (2 nd 9:37)	8 (1 st 7:30)	
Lead Changes	13		
Times Tied	10		
Time with Lead	14:38	21:55	

Points from Turnovers		KYW		LOU	
1st	2nd	TOT	1st	2nd	TOT
7	16	23	26	45	71

Paint		Second Chance		Fast Breaks	
KYW	LOU	KYW	LOU	KYW	LOU
26	45	71	26	42	68

Technical Fouls: NONE

GAME 1

Nov. 6, 2023 • Louisville

GAME 3

Nov. 15, 2023 • Louisville 61, Coppin State 41

KFC Yum! Center • Louisville, Ky.



Official Basketball Box Score - Final
Coppin St. at Louisville
11/15/23 KFC Yum! Center, Louisville
2023-24 Men's Basketball

Game Time: 7:01 PM
Game Duration: 1:45
Attendance: 10,501

Officials: Roger Ayers, John Gaffney, Chase Shaw

Coppin St. - 41 Record: 0-4

NO.	Name	Min	FG		3P	FT	Rebounds		Fouls	TP	AS	TO	ST	Blocks		+/-		
			M/A	M/A			OR	DR						PF	FD		BS	BA
20	Toto Fagbenle	F	20:37	1-3	0-0	2-2	2	3	5	2	1	4	0	6	0	2	0	-12
33	Luka Tekavacic	F	08:16	0-2	0-1	0-0	0	1	1	0	0	0	0	0	0	0	0	-4
0	Malik Battle	G	27:29	2-7	1-3	0-0	1	2	3	1	1	5	0	3	1	0	0	-17
5	Greg Spurlock	G	25:25	3-6	0-1	0-0	0	1	1	2	0	6	1	2	0	0	0	-14
23	Camaren Sparrow	G	22:43	0-5	0-2	0-0	1	2	3	0	1	0	0	1	0	0	0	-18
13	Prelist Ryan	G	13:46	2-8	0-2	0-0	1	2	3	2	0	4	1	1	0	1	0	-4
2	Zahrea Harrison	G	10:47	0-1	0-0	0-0	0	0	2	0	0	1	1	2	0	1	0	-1
35	Justin Winton	G	24:27	5-15	0-3	0-4	3	7	10	3	6	13	0	1	1	0	0	-10
4	Khal Horton	G	18:24	3-5	2-4	1-2	0	2	2	1	1	9	0	0	1	1	0	-10
10	Ryan Archey	G	10:25	0-4	0-0	1-0	1	1	1	0	0	0	0	1	0	1	0	-10
24	Ronnie Williams	G	04:44	0-0	0-0	0-0	0	0	0	0	0	0	0	0	0	0	0	-5
3	Aareyon Jones	G	12:57	0-1	0-1	0-1	0	1	1	0	1	0	1	1	0	0	0	-5
Team							3	0	3				0					
Totals			16:57	3-17	6-9	12	21	33	14	11	41	4	15	7	2	3	0	-20

Technical Fouls: NONE

1st	FG%	9-29	31.0%
2nd	FG%	2-10	20.0%
3rd	FG%	1-2	50%
4th	FG%	7-28	25.0%
FT%		1-7	14.3%
		5-7	71.4%
GM	FG%	16-57	28.1%
		3-17	17.6%
		6-9	66.7%

Dead Ball Rebounds: 1, 0

Louisville - 61 Record: 2-1

NO.	Name	Min	FG		3P	FT	Rebounds		Fouls	TP	AS	TO	ST	Blocks		+/-		
			M/A	M/A			OR	DR						PF	FD		BS	BA
0	Mike James	F	29:47	4-7	1-4	3-3	0	3	3	2	2	12	2	1	0	0	21	
5	Brandon Huntley-Hatfield	F	24:26	3-6	0-1	0-0	2	5	7	0	2	6	2	1	0	0	14	
20	JJ Traynor	F	21:59	3-9	1-3	0-0	1	2	3	1	0	7	1	2	0	1	13	
22	Tre White	G	33:19	3-10	2-4	2-4	3	9	12	0	2	10	1	2	1	0	15	
55	Skyv Clark	G	29:43	4-9	0-3	2-2	0	5	5	3	3	10	0	1	1	1	17	
1	Curtis Williams	G	11:47	3-7	2-3	0-0	1	0	1	1	0	8	0	1	1	0	8	
4	Ty-Laur Johnson	G	19:16	2-3	0-1	4-5	1	0	1	0	4	8	2	5	2	1	0	7
11	Dennis Evans	G	04:30	0-0	0-0	0-0	1	0	1	0	0	0	0	0	0	0	-3	
34	Emmanuel Okorofor	G	03:30	0-0	0-0	0-0	0	1	1	1	1	0	0	0	0	1	0	-2
13	Danilo Jovanovich	G	09:58	0-2	0-1	0-0	1	3	4	2	0	0	0	1	1	0	0	8
10	Kaleb Glenn	G	03:28	0-0	0-0	1-1	2	1	2	0	0	0	0	0	0	0	0	1
15	Hercy Miller	G	03:28	0-2	0-1	0-0	0	0	0	0	0	0	0	0	1	0	0	1
23	Alexander Payne	G	03:28	0-1	0-0	0-0	0	0	0	0	0	0	0	0	0	0	0	1
33	Aidan McCool	G	01:21	0-0	0-0	0-0	0	1	1	0	0	0	0	0	0	0	0	-2
Team							3	1	4				0	1				
Totals			22:56	6:21	11:14	14	31	45	11	14	61	7	15	8	3	2	20	

Technical Fouls: NONE

1st	FG%	11-29	37.9%
2nd	FG%	4-15	26.7%
3rd	FG%	6-17	35.3%
4th	FG%	11-27	40.7%
FT%		2-6	33.3%
		5-7	71.4%
GM	FG%	22-56	39.3%
		6-21	28.6%
		11-14	78.6%

Dead Ball Rebounds: 2, 0

Biggest lead	CSU	LOU	
	4 (1st 16:54)	22 (2nd 1:21)	
Best Scoring Run	7 (1st 6:30)	9 (1st 3:14)	
Lead Changes	1		
	Points from Turnovers	CSU 17	LOU 12
	Paint	CSU 24	LOU 24
	Second Chance	CSU 10	LOU 7
	Period by Period Scoring		
	1st	2nd	TOT
	CSU 21	LOU 20	41

GAME 4

Nov. 19, 2023 • #19/17 Texas 81, Louisville 80

Madison Square Garden • New York



Official Basketball Box Score - Final
Texas at Louisville
11/19/23 Madison Square Garden, New York
2023-24 Men's Basketball

Game Time: 3:30 PM
Game Duration: 2:30
Attendance: 17,647

Officials: AJ Desai, Brent Hampton, Sean Hull

Texas - 81 Record: 4-0

NO.	Name	Min	FG		3P	FT	Rebounds		Fouls	TP	AS	TO	ST	Blocks		+/-		
			M/A	M/A			OR	DR						PF	FD		BS	BA
5	Kadin Shedrick	F	27:09	11-15	0-1	5-9	2	5	7	2	8	27	1	1	3	1	1	4
23	Dillon Mitchell	F	22:49	2-5	0-0	5-6	2	2	4	4	3	9	0	1	1	0	0	-8
30	Brook Cunningham	F	31:13	2-4	0-0	4-4	4	5	2	3	8	3	0	2	1	0	0	2
3	Max Abrams	G	37:50	6-19	2-10	0-0	0	1	1	3	1	14	2	0	1	0	1	4
4	Tyrese Hunter	G	22:43	3-7	0-2	0-0	0	1	1	4	1	6	2	2	0	0	0	2
9	Ithiel Horton	G	29:38	5-11	0-3	0-0	0	2	2	3	0	10	3	0	0	0	0	3
21	Zeyik Onyema	G	11:10	2-4	0-0	1-2	0	1	1	3	4	5	0	0	0	0	0	-3
2	Chendall Weaver	G	15:17	0-2	0-1	2-2	2	0	2	0	1	2	1	0	0	2	1	-1
0	Chris Johnson	G	02:11	0-0	0-0	0-0	0	0	0	0	0	0	0	0	0	0	0	0
Team							7	3	10				0	1				
Totals			31:67	2-17	17-23	17	20	37	21	21	81	12	5	7	5	3	1	-1

Technical Fouls: NONE

1st	FG%	9-29	31.0%
2nd	FG%	2-10	20.0%
3rd	FG%	1-2	50%
4th	FG%	7-28	25.0%
FT%		1-7	14.3%
		5-7	71.4%
GM	FG%	16-57	28.1%
		3-17	17.6%
		6-9	66.7%

Dead Ball Rebounds: 0, 0

Louisville - 80 Record: 2-2

NO.	Name	Min	FG		3P	FT	Rebounds		Fouls	TP	AS	TO	ST	Blocks		+/-		
			M/A	M/A			OR	DR						PF	FD		BS	BA
0	Mike James	F	31:28	1-6	0-1	0-0	0	3	2	0	2	1	2	0	0	0	0	2
5	Brandon Huntley-Hatfield	F	27:10	3-6	1-1	4-4	3	6	9	5	4	11	0	1	1	0	0	7
11	Dennis Evans	C	13:07	1-1	0-0	0-0	0	0	0	0	0	2	0	0	0	2	0	-1
22	Tre White	G	33:43	6-12	1-3	7-8	2	5	7	3	4	20	2	0	2	0	0	-5
55	Skyv Clark	G	33:25	7-14	4-6	2-3	0	5	5	0	4	20	4	2	0	0	1	-1
4	Ty-Laur Johnson	G	25:00	2-4	0-1	10-12	0	0	0	1	7	14	6	2	0	1	0	-4
12	JJ Traynor	G	25:34	3-7	1-2	4-4	3	3	6	3	2	11	0	0	0	1	0	0
1	Curtis Williams	G	07:28	0-3	0-2	0-0	0	1	1	1	0	0	1	0	0	0	0	4
23	Alexander Payne	G	01:30	0-0	0-0	0-0	0	0	0	0	0	0	0	0	0	0	0	2
34	Emmanuel Okorofor	G	01:05	0-0	0-0	0-0	0	0	0	0	0	0	0	0	1	0	0	-5
10	Kaleb Glenn	G	00:30	0-0	0-0	0-0	0	0	0	0	0	0	0	0	0	0	0	-2
Team							5	2	7				0	2				
Totals			23:53	7-16	27-31	13	25	38	21	21	80	12	11	3	3	5	-1	

Technical Fouls: NONE

1st	FG%	11-29	37.9%
2nd	FG%	4-15	26.7%
3rd	FG%	6-17	35.3%
4th	FG%	11-27	40.7%
FT%		2-6	33.3%
		5-7	71.4%
GM	FG%	22-56	39.3%
		6-21	28.6%
		11-14	78.6%

Dead Ball Rebounds: 2, 0

Biggest lead	TEX	LOU	
	9 (1st 13:23)	4 (2nd 16:53)	
Best Scoring Run	7 (1st 15:27)	7 (1st 11:59)	
Lead Changes	21		
Times Tied	14	2	
Time with Lead	25:16	09:36	
	Points from Turnovers	TEX 16	LOU 4
	Paint	TEX 48	LOU 30
	Second Chance	TEX 9	LOU 14
	Fast Breaks	TEX 14	LOU 2
	Bench	TEX 17	LOU 25
	Period by Period Scoring		
	1st	2nd	TOT
	TEX 48	LOU 40	88

GAME 5

Nov. 20, 2023 • Indiana 74, Louisville 66

Madison Square Garden • New York



Official Basketball Box Score - Final
Indiana at Louisville
11/20/23 Madison Square Garden, New York
2023 Saatta Empire Classic - Third Place Game

Game Time: 4:30 PM
Game Duration: 2:05

Officials: Brian O'Connell, Tom Morrison, Sean Hull

Indiana - 74 Record: 3-1

NO.	Name	Min	FG		3P	FT	Rebounds		Fouls	TP	AS	TO	ST	Blocks		+/-		
			M/A	M/A			OR	DR						PF	FD		BS	BA
5	Malik Reneau	F	20:03	3-5	0-1	6-6	1	2	3	4	3	12	2	2	1	0	1	7
21	Mackenzie Mgbako	F	09:12	2-5	0-3	0-0	0	1	1	2	0	4	3	0	1	0	0	-3
1	Kefel Ware	C	25:58	5-11	0-0	2-3	1	6	7	4	12	2	0	0	2	0	13	
0	Xavier Johnson	G	30:57	2-4	1-1	9-12	0	4	4	2	6	14	5	2	1	0	0	5
32	Trey Galloway	G	31:57	1-7	0-4	0-0	0	4	4	0	2	3	2	2	0	0	0	13
10	Kaleb Banks	G	25:12	1-2	0-0	2-4	2	6	8	0	4	3	0	3	3	0	9	5
11	CJ Gunn	G	13:36	3-7	0-0	0-0	0	0	0	1	1	6	0	1	0	0	0	-4
2	Gabe Cupps	G	09:07	0-0	0-0	0-0	0	1	1	2	0	0	1	1	0	0	0	-4
24	Payton Sparks	G	14:02	4-5	0-0	1-4	0	3	3	0	3	9	0	1	0</			

GAME 7

Nov. 29, 2023 • Louisville 73, Bellarmine 68
KFC Yum! Center • Louisville, Ky.



Official Basketball Box Score - Final
Bellarmine at Louisville
11/29/23 KFC Yum Center, Louisville
2023-24 Men's Basketball

Game Time: 8:01 PM
Game Duration: 2:10
Attendance: 11,538

Officials: Pat Driscoll, Tony Otazoa, Greg Evans

Bellarmine - 68

Record: 2-6

NO.	Name	Min	FG	3P	FT	Rebounds	Fouls	TP	AS	TO	ST	Blocks	+/-
			M-A	M-A	M-A	OR DR TOT	PF					BS BA	
12	Langdon Hatton	F 21:00	0-1	0-0	0-0	3 2 5	1 2	0	2	1	0	1	-7
2	Alec Piriam	G 33:04	4-7	0-2	6-6	1 7 8	5 3	14	1	4	4	1	0
5	Peter Suder	G 35:00	2-10	0-3	2-2	1 6 7	5 5	6	5	3	1	0	4
10	Garrett Tipton	G 33:34	6-17	4-8	2-2	0 3 3	3 3	18	1	1	0	0	-7
22	Bash Wieland	G 37:29	6-13	0-3	6-7	1 5 6	2 5	18	2	1	1	0	-1
4	Dezmond McKinney	16:06	2-4	0-0	0-0	0 1 1	1 0	4	2	1	0	0	-10
11	Billy Smith	22:12	2-6	2-4	2-2	0 0 2	4 1	8	0	1	0	0	-3
55	Zac Jennings	01:35	0-0	0-0	0-0	0 0 0	0 0	0	0	0	0	0	-2
Team													
Totals												22-58 6-20 18-19 8 25 33 22 19 68 13 12 7 2 4 -5	

Technical Fouls: Bench 2 2nd 4:31

Shooting By Period		
1st FG%	11-28	39.3%
3PT%	3-12	25.0%
FT%	2-2	100%
2nd FG%	11-30	36.7%
3PT%	3-8	37.5%
FT%	16-17	94.1%
GMFG%	22-58	37.9%
3PT%	6-20	30.0%
FT%	18-19	94.7%

Dead Ball Rebounds: 1, 0

Louisville - 73

Record: 4-3

NO.	Name	Min	FG	3P	FT	Rebounds	Fouls	TP	AS	TO	ST	Blocks	+/-
			M-A	M-A	M-A	OR DR TOT	PF					BS BA	
0	Mike James	F 24:43	4-9	2-5	0-0	0 4 4	5 1	10	0	1	1	0	0
5	Brandon Huntley-Hatfield	F 24:00	3-5	0-0	3-6	3 7 10	2 4 9	1 3	0	2	1	1	8
12	JJ Traynor	F 30:02	3-5	0-0	0	1 5 6	2 0 6	0 2	0	2	0	2	-1
22	Tre White	G 34:33	3-8	1-2	7-8	1 3 4	2 4 14	3 1	0	0	0	0	9
55	Sky Clark	G 37:25	7-13	3-8	4-4	0 2 2	3 5 21	3 4	0	0	0	0	3
4	Ty-Laur Johnson	18:20	3-9	0-3	2-2	0 2 2	2 4 8	5 3	0	0	1	1	11
10	Kaleb Glenn	12:25	1-3	0-0	0-2	4 3 7	3 2	2 0	0	0	0	0	2
11	Dennis Evans	04:42	0-1	0-0	0-0	0 0 0	0 0	0 0	0	0	0	0	0
1	Curtis Williams	11:43	1-5	1-3	0-0	0 2 2	0 1 3	1 0	0	0	0	0	-6
13	Danilo Jovanovich	02:07	0-1	0-1	0-0	0 0 0	0 0	0 0	0	0	0	0	-2
Team													
Totals												25-58 7-24 16-22 10 28 38 19 21 73 13 14 1 4 2 5	

Technical Fouls: NONE

	BEL	LOU
Biggest lead	7 (1st 0:45)	12 (2nd 10:41)
Best Scoring Run	7 (1st 16:34)	9 (2nd 10:41)
Lead Changes	4	4
Times Tied	1	1
Time with Lead	15:57	23:20

Points from	Turnovers		Paint	Second Chance	Fast Breaks	Bench	
	BEL	LOU					
19	12	12	28	8	4	12	
19	12	13	4	2	2	13	
Period by Period Scoring							
		1st	2nd	TOT			
BEL	LOU	22	41	68	22	51	73

GAME 8

Dec. 3, 2023 • Virginia Tech 75, Louisville 68
Cassell Coliseum • Blacksburg, Va.



Official Basketball Box Score - Final
Louisville at Virginia Tech
12/03/23 Cassell Coliseum, Blacksburg, Va.
2023-24 Men's Basketball

Game Time: 4:00 PM
Game Duration: 2:06
Attendance: 8,925

Officials: Roger Ayers, Ron Groover, Clarence Armstrong

Louisville - 68

Record: 4-4 (0-1)

NO.	Name	Min	FG	3P	FT	Rebounds	Fouls	TP	AS	TO	ST	Blocks	+/-
			M-A	M-A	M-A	OR DR TOT	PF					BS BA	
0	Mike James	F 33:26	4-12	2-5	0-0	2 7 9	4 2	10	4	1	1	0	-8
5	Brandon Huntley-Hatfield	F 38:01	4-6	0-1	6-6	2 7 9	3 5	14	0	1	0	1	-1
12	JJ Traynor	F 27:36	3-7	1-2	1-2	2 3 5	2 1 8	0	0	0	2	0	3
22	Tre White	G 34:18	4-10	1-4	1-1	0 3 3	1 2	10	4	3	3	1	0
55	Sky Clark	G 36:10	4-12	1-4	7-8	0 2 2	4 5	16	3	3	0	0	2
4	Ty-Laur Johnson	19:03	4-8	1-3	1-1	1 1 2	3 2	10	0	2	2	0	-10
1	Curtis Williams	05:35	0-2	0-0	0-0	0 0 0	0 0	0 0	0 0	0 0	0 0	0 0	-10
34	Emmanuel Okorofor	01:59	0-0	0-0	0-0	0 0 0	0 0	0 0	0 0	0 0	0 0	0 0	-6
10	Kaleb Glenn	03:52	0-0	0-0	0-0	0 0 0	0 0	0 0	0 0	0 0	0 0	0 0	-5
Team													
Totals												23-57 6-19 16-18 9 24 33 21 17 68 11 14 6 4 2 -7	

Shooting By Period		
1st FG%	12-28	42.9%
3PT%	4-10	40.0%
FT%	3-3	100%
2nd FG%	11-29	37.9%
3PT%	2-9	22.2%
FT%	13-15	86.7%
GMFG%	23-57	40.4%
3PT%	6-19	31.6%
FT%	16-18	88.9%

Dead Ball Rebounds: 3, 0

Virginia Tech - 75

Record: 6-3 (1-0)

NO.	Name	Min	FG	3P	FT	Rebounds	Fouls	TP	AS	TO	ST	Blocks	+/-
			M-A	M-A	M-A	OR DR TOT	PF					BS BA	
23	Tyler Nickel	F 24:48	1-6	1-6	0-0	0 2 2	2 0	3	2	0	1	1	0
31	Robbie Beran	F 12:47	1-7	0-4	0-0	0 1 1	1 0	2	0	0	0	1	-12
15	Lynn Kidd	C 24:40	8-13	0-0	3-4	0 4 4	0 1 4	2	19	1	1	0	0
0	Hunter Cattoor	G 38:27	3-6	1-3	5-5	1 2 3	2 6	12	2	3	0	0	6
3	Sean Pedulla	G 26:19	2-6	0-3	4-6	1 4 5	4 4	8	4	4	0	0	-7
2	MJ Collins	23:49	5-10	3-3	7-7	2 2 4	3 5	20	4	1	0	0	2
4	Mekhi Long	27:20	1-3	0-1	2-4	2 6 8	0 2	4	1	1	2	0	19
34	Myljael Potrat	15:34	3-4	0-0	1-1	0 2 2	2 1	7	1	0	0	0	1
10	Brandon Rechsteiner	03:31	0-0	0-0	0-0	0 0 0	0 0	0 0	0 0	0 0	0 0	0 0	11
13	Jaydon Young	03:06	0-0	0-0	0-0	0 0 0	0 0	0 0	0 0	0 0	0 0	0 0	-3
Team													
Totals												24-55 5-20 22-27 8 24 32 17 21 75 16 10 6 2 4 7	

Technical Fouls: NONE

	Cards	Hokies
Biggest lead	8 (1st 16:32)	8 (2nd 0:12)
Best Scoring Run	7 (1st 16:32)	11 (2nd 17:44)
Lead Changes	9	10
Times Tied	2	5
Time with Lead	19:45	18:32

Points from	Turnovers		Paint	Second Chance	Fast Breaks	Bench	
	LU	VT					
17	17	17	26	36	12	5	
17	17	17	5	10	12	10	
Period by Period Scoring							
		1st	2nd	TOT			
Cards	Hokies	31	37	68	30	45	75

GAME 9

Dec. 9, 2023 • DePaul 75, Louisville 68
Winstrust Arena • Chicago, Ill.



Official Basketball Box Score - Final
Louisville at DePaul
12/09/23 Winstrust Arena, Chicago
2023-24 Men's Basketball

Game Time: 1:00 PM
Game Duration: 2:05
Attendance: 4,255

Officials: Matt Potter, Justin Porterfield, Ed Corless

Louisville - 68

Record: 4-5

NO.	Name	Min	FG	3P	FT	Rebounds	Fouls	TP	AS	TO	ST	Blocks	+/-
			M-A	M-A	M-A	OR DR TOT	PF					BS BA	
0	Mike James	F 33:32	6-12	0-1	6-7	3 3 6	2 4	18	2	1	2	0	-8
5	Brandon Huntley-Hatfield	F 27:09	1-2	0-0	2-4	1 5 6	5 5	4	0	0	1	0	4
10	Kaleb Glenn	F 12:33	0-0	0-0	0-0	0 2 2	0 1 0	1	0	0	0	0	-7
22	Tre White	G 28:31	3-13	0-3	1-2	4 4 8	1 1 7	3	1	1	1	2	-13
55	Sky Clark	G 37:16	6-17	2-7	2-2	0 4 4	3 2	16	0	4	3	0	-5
1	Curtis Williams	21:15	2-5	1-3	0-0	0 0 0	2 0 5	1 2	0	0	0	1	5
4	Ty-Laur Johnson	29:36	4-10	2-5	2-3	0 2 2	5 4	12	5	1	2	1	2
34	Emmanuel Okorofor	10:08	3-4	0-0	0-0	0 1 1	3 0	6	1	0	0	1	-6
Team													
Totals												25-63 5-19 13-18 9 23 32 21 17 68 12 10 9 3 7 -7	

Technical Fouls: NONE

Shooting By Period		
1st FG%	13-28	46.4%
3PT%	4-14	28.6%
FT%	6-9	66.7%
2nd FG%	15-37	40.5%
3PT%	5-13	38.5%
FT%	11-14	78.6%
GMFG%	25-63	39.7%
3PT%	5-19	26.3%
FT%	13-18	72.2%

Dead Ball Rebounds: 3, 0

DePaul - 75

Record: 2-7

NO.	Name	Min	FG	3P	FT	Rebounds	Fouls	TP	AS	TO	ST	Blocks	+/-
			M-A	M-A	M-A	OR DR TOT	PF					BS BA	
21	DaSean Nelson	F 27:07	3-7	0-3	4-6	1 4 5	2 3	10	1	3	1	1	0
25	Jeremiah Oden	F 38:21	8-10	3-3	3-3	0 6 6	3 3	22	1</				

GAME 11

Dec. 17, 2023 • Louisville 85, Pepperdine 63
KFC Yum! Center • Louisville, Ky.



Official Basketball Box Score - Final
Pepperdine at Louisville
12/17/23 KFC Yum! Center, Louisville
2023-24 Men's Basketball

Game Time: 2:01 PM
Game Duration: 1:55
Attendance: 10,475

Officials: Jeffery Clark, Keith Hirtle, Nathan Farrell

Pepperdine - 63

Record: 5-8

NO.	Name	Min	FG		3P		FT		Rebounds		Fouls		TP	AS	TO	ST	Blocks		+/-																
			M-A	M-A	M-A	M-A	OR	DR	TOT	PF	FD	BS					BA																		
12	Boubacar Coulibaly	F 22:19	1-3	0-0	3-4	0	2	2	4	2	5	2	1	1	3	1	0	0	-3																
0	Houston Mallette	G 29:42	5-15	1-8	0-0	0	1	1	0	3	11	2	2	1	0	0	0	0	-19																
1	Michael Ajayi	G 32:21	7-14	1-3	2-3	1	6	7	1	3	17	1	2	0	1	0	0	0	-16																
3	Malik Moore	G 33:16	3-10	1-4	3-4	0	4	4	1	3	10	3	2	0	0	2	0	0	-23																
20	Ethan Anderson	G 32:51	3-5	1-3	0-0	0	3	3	1	2	7	3	3	2	1	0	0	0	-29																
2	Jalen Pitre	G 35:15	0-0	0-0	0-0	1	0	1	3	0	0	0	0	2	1	0	0	0	-25																
13	Cord Stansberry	G 11:53	2-4	1-2	2-2	1	0	1	2	1	7	2	0	0	0	0	0	0	0																
14	Javon Porter	G 11:18	2-6	1-4	1-1	0	4	4	1	1	6	0	1	0	0	0	1	0	0	-14															
21	Nils Cooper	G 03:53	0-0	0-0	0-0	0	1	1	0	0	0	0	0	0	0	0	0	0	0																
35	Aladij Gassama	G 02:47	0-0	0-0	0-0	0	0	0	0	1	0	0	0	0	0	0	0	0	0	6															
24	John Squire	G 01:45	0-0	0-0	0-0	0	1	1	0	0	0	0	0	0	0	0	0	0	0	5															
10	Paul Jordan	G 01:20	0-0	0-0	0-0	0	0	0	0	0	0	0	0	0	0	0	0	0	0	4															
33	David Mager	G 01:20	0-0	0-0	0-0	0	0	0	0	0	0	1	0	0	0	0	0	0	0	4															
Team						2			0			0																							
Totals			23-57			6-24			11-14			5			22			14			13			5			5			4			-22		

Shooting By Period		
1st FG%	11-28	39.3%
3PT%	2-10	20.0%
FT%	1-2	50%
2nd FG%	12-29	41.4%
3PT%	4-14	28.6%
FT%	10-12	83.3%
GMFG%	23-57	40.4%
3PT%	6-24	25.0%
FT%	11-14	78.6%

Dead Ball Rebounds: 2, 0

Technical Fouls: NONE

Louisville - 85

Record: 5-6

NO.	Name	Min	FG		3P		FT		Rebounds		Fouls		TP	AS	TO	ST	Blocks		+/-																									
			M-A	M-A	M-A	M-A	OR	DR	TOT	PF	FD	BS					BA																											
0	Mike James	F 30:19	7-14	3-4	2-2	1	5	6	2	2	19	1	3	1	1	1	1	1	25																									
5	Brandon Huntley-Hatfield	F 30:47	6-11	0-0	8-11	6	6	12	1	7	20	2	1	0	2	1	36	36																										
4	Ty-Laur Johnson	G 24:59	2-7	1-2	0-0	0	4	4	3	1	5	4	3	2	1	2	14	14																										
22	Tre White	G 32:31	5-7	0-0	0-1	1	5	6	3	2	10	3	1	2	0	0	17	17																										
55	Sky Clark	G 28:14	2-11	0-4	2-2	1	3	4	0	2	6	5	2	1	0	0	19	19																										
1	Curtis Williams	G 22:58	6-8	4-5	0-0	0	1	1	1	0	16	1	2	1	0	0	17	17																										
10	Kaleb Glenn	G 12:57	2-6	0-0	0-0	2	3	5	3	0	4	1	0	0	0	1	0	0																										
34	Emmanuel Okorator	G 07:02	1-1	0-0	0-0	2	0	2	1	0	2	0	1	0	0	0	0	0	-3																									
15	Harcy Miller	G 04:14	1-1	1-1	0-0	0	0	0	1	0	3	0	0	0	0	0	0	0	-5																									
23	Alexander Payne	G 04:14	0-0	0-0	0-0	0	0	0	0	0	0	0	0	0	0	0	0	0	-5																									
33	Aidan McCool	G 01:45	0-0	0-0	0-0	0	0	0	0	0	0	0	0	0	0	0	0	0	-5																									
Team						2			1			3			0			0																										
Totals			32-66			9-16			12-16			15			28			43			15			14			85			17			7			4			5			22		

Shooting By Period		
1st FG%	16-37	43.2%
3PT%	3-7	42.9%
FT%	4-4	100%
2nd FG%	16-29	55.2%
3PT%	5-9	66.7%
FT%	8-12	66.7%
GMFG%	32-66	48.5%
3PT%	9-16	56.3%
FT%	12-16	75.0%

Dead Ball Rebounds: 1, 2

Technical Fouls: NONE

	PEP		LOU		Points from		PEP		LOU		Period by Period Scoring		
	1st	2nd	1st	2nd	Turnovers	Paint	Second Chance	Fast Breaks	Bench	1st	2nd	TOT	
Biggest lead	3 (1 st 18:49)	30 (2 nd 3:57)			10	16				25	38	63	
Best Scoring Run	8 (2 nd 0:34)	10 (2 nd 11:32)			22	40				39	46	85	
Lead Changes	2				7	17							
Times Tied	2				9	6							
Time with Lead	00:28	38:11			13	25							



2023-24 Louisville Men's Basketball Combined Team Statistics All games

Game Records

Record	Overall	Home	Away	Neutral
ALL GAMES	5-6	5-2	0-2	0-2
CONFERENCE	0-1	0-0	0-1	0-0
NON-CONFERENCE	5-5	5-2	0-1	0-2

Score by Periods

Team	1st	2nd	OT	TOT
Louisville	339	463	17	819
Opponents	356	443	11	810

Team Box Score

No.	Player	Total					3-Point		F-Throw		Rebounds				PF	DQ	A	TO	BLK	STL	PTS	AVG
		GP-GS	MIN	AVG	FG-FGA	FG%	3FG-3FGA	3FG%	FT-FTA	FT%	OFF	DEF	TOT	AVG								
55	CLARK, Skyy	11-11	374:11	34.0	54-141	.383	15-55	.273	46-57	.807	4	29	33	3.0	26	1	27	34	1	11	169	15.4
22	WHITE, Tre	11-11	351:40	32.0	46-116	.397	8-31	.258	41-57	.719	21	50	71	6.5	21	0	19	23	4	14	141	12.8
0	JAMES, Mike	11-11	340:00	30.9	43-102	.422	12-35	.343	38-47	.809	15	53	68	6.2	29	1	15	14	1	7	136	12.4
12	TRAYNOR, JJ	8-3	204:24	25.6	33-64	.516	7-19	.368	8-16	.500	12	25	37	4.6	18	1	1	8	4	2	81	10.1
5	HUNTLEY-HATFIELD, Brandon	11-11	310:09	28.2	32-65	.492	1-5	.200	36-48	.750	34	67	101	9.2	29	2	10	13	11	6	101	9.2
4	JOHNSON, Ty-Laur	11-2	241:05	21.9	28-73	.384	6-25	.240	35-44	.795	6	12	18	1.6	34	3	38	24	4	13	97	8.8
1	WILLIAMS, Curtis	11-0	137:48	12.5	18-47	.383	9-24	.375	0-0	.000	3	7	10	0.9	7	0	5	8	0	3	45	4.1
34	OKORAFOR, Emmanuel	9-0	61:57	6.9	11-19	.579	0-0	.000	0-0	.000	11	9	20	2.2	9	0	1	2	4	4	22	2.4
15	MILLER, Hercy	3-0	09:41	3.2	2-4	.500	1-2	.500	0-0	.000	0	0	0	0.0	1	0	0	1	0	0	5	1.7
11	EVANS, Dennis	7-5	64:15	9.2	5-8	.625	0-0	.000	1-2	.500	4	2	6	0.9	9	1	0	0	5	0	11	1.6
10	GLENN, Kaleb	11-1	77:01	7.0	5-15	.333	0-2	.000	1-7	.143	10	14	24	2.2	14	0	2	4	1	2	11	1.0
23	PAYNE, Alexander	5-0	14:43	2.9	0-1	.000	0-0	.000	0-0	.000	0	0	0	0.0	1	0	0	0	0	0	0	0.0
33	MCCOOL, Aidan	3-0	03:41	1.2	0-0	.000	0-0	.000	0-0	.000	0	1	1	0.3	0	0	0	0	0	0	0	0.0
13	JOVANOVIĆ, Danilo	6-0	34:24	5.7	0-7	.000	0-3	.000	0-1	.000	3	4	7	1.2	2	0	0	1	1	1	0	0.0
Team											20	9	29				7					
Total		11	2225		277-662	.418	59-201	.294	206-279	.738	143	282	425	38.6	200	9	118	139	36	63	819	74.5
Opponents		11	2225		292-654	.446	66-230	.287	160-220	.727	108	280	388	35.3	226	10	151	137	42	70	810	73.6

Team Statistics

	LOU	OPP
Scoring	819	810
Points per game	74.5	73.6
Scoring margin	+0.8	-
Field goals-att	277-662	292-654
Field goal pct	.418	.446
3 point fg-att	59-201	66-230
3-point FG pct	.294	.287
3-pt FG made per game	5.4	6.0
Free throws-att	206-279	160-220
Free throw pct	.738	.727
F-Throws made per game	18.7	14.5
Rebounds	425	388
Rebounds per game	38.6	35.3
Rebounding margin	+3.4	-
Assists	118	151
Assists per game	10.7	13.7
Turnovers	139	137
Turnovers per game	12.6	12.5
Turnover margin	-0.2	-
Assist/turnover ratio	0.8	1.1
Steals	63	70
Steals per game	5.7	6.4
Blocks	36	42
Blocks per game	3.3	3.8
Winning streak	1	-
Home win streak	1	-
Attendance	75086	13180
Home games-Avg/Game	7-10727	2-6590
Neutral site-Avg/Game	-	2-14318

Team Results

Date	Opponent		Score	Att.
11/06/2023	UMBC	W	94-93	11010
11/10/2023	Chattanooga	L	71-81	10634
11/15/2023	Coppin St.	W	61-41	10501
11/19/2023	vs Texas	L	80-81	17647
11/20/2023	vs Indiana	L	66-74	10988
11/26/2023	New Mexico St.	Wot	90-84	10527
11/29/2023	Bellarmino	W	73-68	11538
12/03/2023	at Virginia Tech	L	68-75	8925
12/09/2023	at DePaul	L	68-75	4255
12/13/2023	Arkansas St.	L	63-75	10401
12/17/2023	Pepperdine	W	85-63	10475

2023-24 LOUISVILLE CARDINALS



0 Mike James
G/F | 6-5 | 200 | R-So.
Orlando, Fla.



1 Curtis Williams
G/F | 6-5 | 205 | Fr.
Detroit, Mich.



4 Ty-Laur Johnson
G | 6-0 | 160 | Fr.
Brooklyn, N.Y.



5 Brandon Huntley-Hatfield
F | 6-10 | 240 | Jr.
Clarksville, Tenn.



10 Kaleb Glenn
F | 6-6 | 205 | Fr.
Louisville, Ky.



11 Dennis Evans
C | 7-1 | 215 | Fr.
Riverside, Calif.



12 JJ Traynor
F | 6-8 | 190 | Sr.
Bardstown, Ky.



13 Danilo Jovanovich
F | 6-8 | 220 | So.
Milwaukee, Wis.



15 Hercy Miller
G | 6-3 | 175 | Jr.
Los Angeles, Ca.



22 Tre White
G | 6-7 | 205 | So.
Dallas, Texas



23 Zan Payne
G/F | 6-5 | 230 | 6th
Lexington, Ky.



33 Aidan McCool
G | 6-3 | 170 | Sr.
Charleston, S.C.



34 Emmanuel Okorafor
F/C | 6-9 | 220 | So.
Abia, Nigeria



55 Skyy Clark
G | 6-3 | 205 | So.
Los Angeles, Calif.



Kenny Payne
Head Coach
(Louisville '03)
Second year at Louisville



Danny Manning
Associate Head Coach
(Kansas '91)
Second year at Louisville



Nolan Smith
Assistant Coach
(Duke '11)
Second year at Louisville



Josh Jamieson
Assistant Coach
(Southern Oregon '00)
Second year at Louisville



Arkansas State
(**Won 3; Lost 0;**
home 3-0)

Date	UL	ASU
Jan. 17, 1948 (H)	68	36
Dec. 4, 2005 (H)*	67	55
Nov. 22, 2011 (H)+	54	27

*Colonial Classic (Louisville, KY)
+Global Sports Invitational (Louisville, KY)

Bellarmine
(**Won 12, Lost 1;**
home 11-1, away 1-0)

Date	UL	BU
Dec. 6, 1960 (A)	79	52
Jan. 26, 1963 (H)	76	60
Jan. 29, 1964 (H)	78	70
Dec. 23, 1964 (H)	88	71
Dec. 18, 1965 (H)	82	52
Dec. 15, 1966 (H)	104	55
Mar. 4, 1968 (H)	107	58
Mar. 3, 1969 (H)	93	80
Feb. 18, 1970 (H)	95	75
Dec. 28, 1970 (H)	102	76
Dec. 4, 1971 (H)	116	58
Dec. 10, 2006 (H)*	76	64
Nov. 9, 2022 (H)	66	67

*NABC Classic (Louisville, KY)

Boston College
(**Won 10, Lost 6;**
home 5-0, away 4-3, neutral 1-3)

Date	UL	BC
Mar. 12, 1966 (N)*	90	96
Dec. 30, 1967 (N)+	81	74
Mar. 18, 1969 (N)*	83	88
Nov. 30, 1995 (A)	67	81
Dec. 29, 1996 (H) (2OT)	89	85
Jan. 28, 2015 (A)	81	72
Feb. 6, 2016 (H)	79	41
Feb. 4, 2017 (A)	90	67
Jan. 21, 2018 (H)	77	69
Jan. 16, 2019 (H)	80	70
Feb. 27, 2019 (A)	59	66
Jan. 29, 2020 (A)	86	69
Jan. 2, 2021 (A)	76	64
Jan. 19, 2022 (H)	67	54
Jan. 25, 2023 (A)	65	75
Mar. 7, 2023 (N)@	62	80

*NIT (New York, NY)
+Holiday Festival Tournament (New York, NY)
@ACC Tournament 1st Round (Greensboro, NC)

Clemson
(**Won 9, Lost 5;**
home 8-0, away 1-5)

Date	UL	CU
Dec. 18, 1973 (A)	74	70
Dec. 18, 1974 (H)	90	75
Mar. 20, 2006 (H)*	74	68
Jan. 7, 2015 (H)	58	52
Jan. 10, 2016 (A)	62	66
Jan. 19, 2017 (H)	92	60
Feb. 6, 2018 (A)	69	74
Feb. 16, 2019 (H)	56	55
Jan. 25, 2020 (H)	80	62
Feb. 15, 2020 (A)	62	77
Jan. 27, 2021 (A)	50	54
Feb. 19, 2022 (H)	70	61
Jan. 11, 2023 (A)	70	83
Feb. 18, 2023 (H)	83	73

*NIT Second Round (Louisville, KY)

Connecticut
(**Won 11, Lost 6;**
home 5-2, away 5-2, neutral 1-2)

Date	UL	UC
Nov. 22, 2000 (N)+	71	83
Jan. 21, 2006 (H)	58	71
Mar. 4, 2006 (A)	80	84
Jan. 22, 2007 (H)	68	54
Feb. 25, 2007 (A)	76	69
Jan. 28, 2008 (A)	67	69
Feb. 2, 2009 (H)	51	68
Feb. 1, 2010 (H)	82	69
Feb. 28, 2010 (H)	78	76
Jan. 29, 2011 (A) (2OT)	79	78
Feb. 18, 2011 (H)	71	58
Mar. 12, 2011 (N)*	66	69
Feb. 6, 2012 (H)	80	59
Jan. 14, 2013 (A)	73	58
Jan. 18, 2024 (A)	76	64
Mar. 8, 2014 (H)	81	48
Mar. 15, 2014 (N)^	71	61

+Maui Invitational 3rd Round (Maui, Hawaii)

*Big East Tournament Championship (New York)
^AAC Tournament Championship (Memphis, TN)

Coppin State
(**Won 1, Lost 0;**
home 1-0)

Date	UL	CSU
Dec. 12, 2001 (H)	75	49

DePaul
(**Won 38, Lost 22;**
home 21-8, away 17-12, neutral 0-2)

Date	UL	DU
Jan. 5, 1957 (A)	86	67
Feb. 27, 1957 (H)	97	76
Jan. 13, 1958 (A)	60	62
Feb. 26, 1958 (H)	73	55
Feb. 17, 1959 (A)	63	70
Feb. 25, 1959 (H)	83	66
Jan. 2, 1960 (A)	75	74
Feb. 13, 1960 (H)	76	85
Jan. 14, 1961 (A)	70	78
Feb. 22, 1961 (H)	67	75
Jan. 20, 1962 (A)	82	81
Feb. 7, 1962 (H) (3OT)	78	79
Feb. 2, 1963 (A)	73	78
Feb. 27, 1963 (H) (OT)	71	69
Feb. 1, 1964 (A)	83	79
Feb. 26, 1964 (A)	66	70
Dec. 19, 1964 (H)	70	69
Dec. 8, 1965 (A)	62	87
Dec. 13, 1975 (H)	76	78
Mar. 17, 1978 (N)* (2OT)	89	90
Nov. 22, 1980 (N)+	80	86
Dec. 26, 1981 (A)	68	75
Jan. 16, 1983 (H)	63	58
Feb. 26, 1984 (A)	63	73
Feb. 2, 1985 (H)	77	73
Feb. 15, 1986 (H)	72	53
Dec. 13, 1986 (H)	68	75
Mar. 5, 1988 (A)	58	77
Jan. 7, 1989 (H)	81	67
Jan. 27, 1990 (A)	62	66
Dec. 12, 1990 (H)	94	75
Feb. 16, 1992 (A)	81	84
Dec. 16, 1992 (H)	93	88
Feb. 25, 1995 (A)	81	82
Jan. 7, 1996 (A)	81	71
Jan. 28, 1997 (H)	71	54
Jan. 8, 1998 (H)	73	57
Feb. 28, 1998 (A) (OT)	85	82
Dec. 19, 1998 (A)	90	63
Jan. 17, 1999 (A)	71	68
Jan. 20, 2000 (H)	72	59
Feb. 19, 2000 (A)	71	54
Jan. 27, 2001 (H)	73	63
Feb. 14, 2001 (A)	71	62
Jan. 26, 2002 (H)	97	67
Feb. 12, 2002 (A)	76	72
Jan. 22, 2003 (H)	71	43
Mar. 5, 2003 (A) (OT)	76	79
Feb. 25, 2004 (H) (OT)	58	60
Mar. 5, 2005 (A) 66	66	62
Feb. 22, 2006 (H)	65	53
Jan. 20, 2007 (A)	59	50
Feb. 12, 2008 (A)	88	68
Feb. 15, 2009 (H)	99	54
Feb. 20, 2010 (A)	68	59
Feb. 5, 2011 (H)	61	57
Jan. 14, 2012 (H)	76	59
Feb. 18, 2012 (A) (OT)	90	82
Feb. 27, 2013 (A)	79	58
Dec. 10, 2013 (H)	55	62

*NCAA Midwest Region Semifinal (Lawrence, KS)
+Hall of Fame Tipoff Classic (Springfield, MA)

Duke
(**Won 9, Lost 13;**
home 4-4, away 3-4, neutral 2-5)

Date	UL	DU
Dec. 31, 1958 (N)+	54	57
Dec. 8, 1961 (A)	56	86
Dec. 15, 1962 (H)	75	76
Feb. 18, 1979 (N)!	72	88
Jan. 2, 1982 (H)	99	61
Jan. 12, 1983 (A)	91	76
Mar. 31, 1986 (N)*	72	69
Nov. 24, 2012 (N)#	71	76
Mar. 31, 2013 (N)#	85	63
Jan. 17, 2015 (H)	52	63
Feb. 8, 2016 (A)	65	72
Feb. 20, 2016 (H)	71	64
Jan. 14, 2017 (H)	78	69
Mar. 8, 2017 (N)@	77	81
Feb. 21, 2018 (A)	56	82

Georgia Tech
(**Won 25, Lost 15;**
home 14-4, away 6-6, neutral 5-5)

Date	UL	GT
Dec. 18, 1950 (H)	79	57
Dec. 6, 1958 (H)	71	57
Dec. 5, 1959 (A)	56	68
Dec. 12, 1960 (H)*	74	65
Feb. 17, 1962 (A)	50	59
Feb. 16, 1963 (A)	78	73
Jan. 19, 1964 (H)	68	59
Dec. 29, 1964 (N)+	77	71
Jan. 16, 1965 (H)	63	66
Dec. 27, 1965 (N)#	54	48
Feb. 25, 1977 (H)	91	80

Feb. 12, 2019 (H)	69	71
Jan. 18, 2020 (A)	79	73
Jan. 23, 2021 (H)	70	65
Feb. 27, 2021 (A) (OT)	80	73
Mar. 10, 2021 (N)<	56	70
Jan. 29, 2022 (H)	65	74
Feb. 20, 2023 (A)	62	79

!Dixie Classic (Raleigh, NC)
!Played in Charlotte, NC
*NCAA National Championship (Dallas, TX)
%Battle 4 Atlantis (Paradise Island, Bahamas)
#NCAA Midwest Region Championship (Indianapolis, IN)
@ACC Tournament Quarterfinals (Brooklyn, NY)
<ACC Tournament 2nd Round (Greensboro, NC)

Florida State
(**Won 34, Lost 18;**
home 18-6, away 12-11, neutral 4-1)

Date	UL	FSU
Dec. 16, 1968 (H)	79	78
Dec. 22, 1969 (A)	69	79
Dec. 15, 1973 (H)	90	78
Dec. 14, 1974 (H)	84	75
Dec. 28, 1974 (H)	79	61
Jan. 3, 1977 (H) (OT)	78	75
Jan. 22, 1978 (H)	66	70
Feb. 17, 1978 (A)	79	81
Mar. 4, 1978 (N)*	94	93
Jan. 20, 1979 (A)	67	65
Feb. 1, 1979 (H)	84	71
Jan. 27, 1980 (H)	79	73
Feb. 24, 1980 (A)	83	75
Mar. 1, 1980 (H)^	81	72
Jan. 17, 1981 (H)	98	78
Feb. 7, 1981 (A) (OT)	82	73
Jan. 4, 1982 (H)	79	57
Jan. 30, 1982 (A)	65	71
Mar. 6, 1982 (N)%	97	73
Jan. 8, 1983 (A)	96	69
Feb. 7, 1983 (H)	89	63
Jan. 25, 1984 (H)	95	71
Feb. 6, 1984 (A)	60	75
Jan. 12, 1985 (A)	63	62
Feb. 20, 1985 (H)	85	72
Jan. 15, 1986 (A)	83	64
Jan. 19, 1986 (H)	89	67
Feb. 7, 1987 (A)	73	64
Feb. 18, 1987 (H)	87	71
Jan. 9, 1988 (A)	76	83
Feb. 17, 1988 (H)	82	62
Feb. 6, 1989 (H)	78	81
Feb. 16, 1989 (A) (OT)	78	77
Mar. 12, 1989 (N)@	87	80
Jan. 14, 1990 (A)	73	66
Feb. 6, 1990 (H)	69	50
Jan. 12, 1991 (A)	66	77
Feb. 9, 1991 (H)	88	72
Mar. 9, 1991 (N)\$	69	76
Feb. 28, 2015 (A)	81	59
Jan. 20, 2016 (H)	84	65
Jan. 21, 2017 (A)	68	73
Jan. 10, 2018 (A)	73	69
Feb. 3, 2018 (H)	76	80
Mar. 7, 2018 (N)+	82	74
Feb. 9, 2019 (A) (OT)	75	80
Jan. 4, 2020 (H)	65	78
Feb. 24, 2020 (A)	67	82
Jan. 18, 2021 (H)	65	78
Jan. 8, 2022 (A)	70	79
Dec. 10, 2022 (A)	53	75
Feb. 4, 2023 (H)	78	81

Indiana
(**Won 9, Lost 11;**
home 5-3, away 1-5, neutral 3-3)

Date	UL	IU
Feb. 4, 1921 (A)	17	34
Jan. 31, 1936 (H)	26	48
Feb. 12, 1938 (N)*	40	59
Dec. 15, 1945 (H)	59	62
Dec. 14, 1946 (H)	53	46
Feb. 1, 1954 (A)	71	80
Dec. 29, 1959 (H)+	71	90
Nov. 24, 1984 (A)	75	64
Dec. 18, 1985 (H)	65	63
Dec. 23, 1986 (A)	58	67
Dec. 19, 1987 (H)	81	69
Dec. 3, 1988 (N)@	101	79
Dec. 1, 1990 (N)@	52	72
Mar. 25, 1993 (N)#	69	82
Feb. 9, 2002 (A)	62	77

*Metro Conference Tournament (Cincinnati, OH)
^Metro Conference Tournament (Louisville, KY)
%Metro Conference Tournament (Memphis, TN)
@Metro Conference Tournament (Columbia, SC)
\$Metro Conference Tournament (Roanoke, VA)
+ACC Conference Tournament (Brooklyn, NY)

Mar. 4, 1977 (N)#	55	56
Jan. 14, 1978 (H)	90	84
Feb. 14, 1978 (A)	59	69
Jan. 6, 1988 (H)	61	62
Jan. 15, 1989 (A)	67	65
Feb. 10, 1990 (H)	84	94
Feb. 24, 1991 (A)	69	82
Jan. 25, 1992 (H)	65	73
Dec. 19, 1992 (N)\$	86	87
Jan. 15, 1994 (H)	88	68
Dec. 17, 1994 (N)\$	77	72
Dec. 16, 1995 (N)%	77	88
Jan. 11, 1997 (H)	60	56
Nov. 29, 1997 (N)^	69	73
Dec. 20, 1997 (N)&	86	94
Feb. 14, 1999 (H)	78	58
Mar. 20, 2005 (N)!	76	54
Feb. 23, 2015 (A)	52	51
Jan. 23, 2016 (A)	75	71
Mar. 1, 2016 (H)	56	53
Jan. 7, 2017 (A)	65	50
Feb. 8, 2018 (H)	77	54
Jan. 19, 2019 (A)	79	51
Jan.		

LOUISVILLE BASKETBALL



Dec. 28, 2013 (A)	66	73
Mar. 28, 2014 (N)#	69	74
Dec. 27, 2014 (H)	50	58
Dec. 26, 2015 (A)	73	75
Dec. 21, 2016 (H)	73	70
Dec. 29, 2017 (A)	61	90
Dec. 29, 2018 (H)	58	71
Dec. 28, 2019 (A) (OT)	70	78
Dec. 26, 2020 (H)	62	59
Dec. 31, 2022 (A)	63	86

*Olympic Trials (New York, NY)

**NCAA Eastern Region (Raleigh, NC)

+NCAA Midwest Regional (Evanston, IL)

@NCAA Midwest Regional (Knoxville, TN)

^NCAA National Semifinals (New Orleans, LA)

#NCAA Midwest Regional (Indianapolis, IN)

Miami (Fla.)

(Won 13, Lost 8;

home 6-2, away 6-6, neutral 1-0)

Date	UL	UM
Jan. 5, 1951 (A)	73	60
Dec. 29, 1952 (A)	84	74
Jan. 31, 1957 (A)	89	60
Jan. 30, 1961 (A)	69	71
Dec. 6, 1961 (H)	77	59
Feb. 9, 1963 (A)	84	94
Dec. 28, 1965 (A)* (OT)	85	84
Dec. 31, 2005 (A)@	58	43
Dec. 23, 2006 (H)	82	59
Feb. 3, 2015 (H)	63	55
Feb. 21, 2015 (H)	55	53
Feb. 27, 2016 (A)	65	73
Feb. 11, 2017 (H)	71	66
Jan. 24, 2018 (A) (OT)	75	78
Jan. 6, 2019 (H)	90	73
Nov. 5, 2019 (A)	87	74
Jan. 7, 2020 (H)	74	58
Jan. 16, 2021 (A)	72	78
Feb. 16, 2022 (H)	63	70
Dec. 4, 2022 (A)	53	80
Feb. 11, 2023 (A)	85	93

*Hurricane Classic (Miami Beach, FL)

@Metro PSC Orange Bowl Classic, Miami, FL)

New Mexico State

(Won 4, Lost 1;

home 3-0, away 1-1)

Date	UL	NMS
Jan. 29, 1973 (H)	91	64
Feb. 7, 1974 (A)	73	76
Jan. 11, 1975 (A)	82	69
Jan. 30, 1975 (H)	51	42
Dec. 22, 2007 (H)	70	65

North Carolina

(Won 7, Lost 19;

home 5-4, away 1-5, neutral 1-10)

Date	UL	UNC
Jan. 3, 1929 (H)	27	19
Mar. 25, 1972 (N)*	91	105
Dec. 30, 1972 (N)#	86	89
Feb. 27, 1977 (N)!	89	96
Dec. 29, 1980 (N)@	64	86

Mar. 20, 1986 (N)!	94	79
Mar. 23, 1997 (N)!	74	97
Dec. 3, 1997 (N)%	72	81
Dec. 17, 1998 (A)	72	77
Dec. 23, 1999 (H)	97	80
Mar. 29, 2008 (N)^	73	83
Nov. 24, 2013 (N)+	84	93
Jan. 10, 2015 (A)	71	72
Jan. 31, 2015 (H) (OT)	78	68
Mar. 12, 2015 (N)-	60	70
Feb. 1, 2016 (H)	71	65
Feb. 22, 2017 (A)	63	74
Feb. 17, 2018 (H)	76	93
Jan. 12, 2019 (A)	83	62
Feb. 2, 2019 (H)	69	79
Mar. 14, 2019 (N)&	70	83
Feb. 22, 2020 (H)	72	55
Feb. 20, 2021 (A)	54	99
Feb. 1, 2022 (H)	83	90
Jan. 12, 2022 (A)	63	70
Jan. 14, 2023 (H)	59	80

*NCAA National Semifinals (Los Angeles, Calif.)

#Rainbow Classic (Honolulu, Hawaii)

!Played in Charlotte, NC

@Winston Tire Classic (Los Angeles, CA)

^NCAA West Regional Semifinal (Houston, TX)

\$NCAA East Regional Final (Syracuse, NY)

%Great Eight Basketball Tournament (Chicago, IL)

^NCAA East Regional Final (Charlotte, NC)

+Hall of Fame Tipoff (Uncasville, CT)

-ACC Tournament Quarterfinals (Greensboro, NC)

&ACC Tournament Quarterfinals (Charlotte, NC)

NC State

(Won 14, Lost 12;

home 7-3, away 6-7, neutral 1-2)

Date	UL	NCSU
Jan. 12, 1949 (A)	72	71
Jan. 25, 1950 (A)	53	70
Feb. 18, 1950 (H)	52	66
Jan. 31, 1951 (H)	86	70
Feb. 13, 1951 (A)	78	92
Jan. 15, 1952 (A)	73	68
Feb. 19, 1952 (H)	82	67
Dec. 29, 1958 (A)* (OT)	61	67
Nov. 26, 1978 (N)@	66	72
Dec. 21, 1982 (H)	57	52
Dec. 17, 1983 (A)	83	79
Jan. 26, 1985 (H)	84	78
Feb. 8, 1986 (A)	64	76
Feb. 7, 1987 (H)	87	75
Dec. 29, 1987 (N)#	75	80
Feb. 13, 1988 (A)	89	101
Feb. 14, 2015 (H)	65	74
Mar. 27, 2015 (N)^	75	65
Jan. 7, 2016 (A)	77	72
Jan. 24, 2017 (H)	85	60
Mar. 3, 2018 (A)	69	76
Jan. 24, 2019 (H)	83	62
Feb. 1, 2020 (A)	77	57
Dec. 4, 2021 (A)	73	68
Jan. 12, 2022 (H)	63	79
Dec. 22, 2022 (A)	64	76

*Dicke Classic (Raleigh, NC)

@Seawolf Classic (Anchorage, AK)		
#Rainbow Classic (Honolulu, HI)		
^NCAA East Regional Semifinals (Syracuse, NY)		

Notre Dame

(Won 26, Lost 18;

home 15-4, away 6-11, neutral 5-3)

Date	UL	UND
Jan. 5, 1952 (H)	65	59
Feb. 11, 1953 (A)	62	73
Jan. 6, 1954 (A)	53	72
Jan. 3, 1955 (H)	73	69
Jan. 11, 1956 (A) (OT)	80	75
Dec. 22, 1956 (H)	85	75
Jan. 18, 1958 (H)	94	83
Jan. 29, 1958 (A)	53	73
Dec. 20, 1958 (H)*	53	61
Feb. 27, 1960 (N)+	54	65
Mar. 20, 1973 (N)#	71	79
Dec. 5, 1987 (N)@	54	69
Mar. 3, 1989 (A)	87	77
Dec. 2, 1989 (N)@	84	73
Mar. 1, 1991 (H)	65	59
Dec. 5, 1991 (A)	84	81
Mar. 7, 1993 (H)	83	68
Feb. 26, 1994 (A) (OT)	85	82
Jan. 7, 1995 (H)	80	72
Feb. 4, 2006 (H) (OT)	89	86
Jan. 3, 2007 (A)	62	78
Feb. 28, 2008 (H)	90	85
Jan. 12, 2009 (H) (OT)	87	73
Feb. 12, 2009 (A)	57	90
Feb. 17, 2010 (H) (2OT)	91	89
Feb. 9, 2011 (A) (OT)	79	89
Mar. 11, 2011 (N)^ (OT)	83	77
Jan. 7, 2012 (H) (2OT)	65	67
Mar. 9, 2012 (N)^	64	50
Feb. 9, 2013 (A) (5OT)	101	104
Mar. 9, 2013 (H)	73	57
Mar. 15, 2013 (N)^	69	57
Mar. 4, 2015 (H)	59	71
Feb. 13, 2016 (A)	66	71
Jan. 4, 2017 (H)	70	77
Mar. 4, 2017 (H)	71	64
Jan. 16, 2018 (A) (OT)	82	78
Mar. 3, 2019 (H)	75	61
Mar. 13, 2019 (N)\$	75	63
Jan. 11, 2020 (A)	67	64
Feb. 23, 2021 (H)	69	57
Jan. 22, 2022 (H)	70	82
Feb. 9, 2022 (A)	57	63
Jan. 28, 2023 (A)	62	76

*Bluegrass Invitational (Louisville, KY)

+Played in Chicago, IL

#NIT (New York, NY)

@Big Four Classic (Indianapolis, IN)

^BIG EAST Tournament (New York, NY)

\$ACC Tournament Quarterfinals (Charlotte, NC)

Pepperdine

(Won 0, Lost 1;

away 0-1)

Date	UL	PU
Feb. 11, 1950 (A)	62	65

Pittsburgh

(Won 21, Lost 9;

home 12-2, away 9-4, neutral 0-3)

Date	UL	UP
Dec. 20, 1947 (H)	64	42
Jan. 15, 2006 (H)	57	61
Mar. 8, 2006 (N)*	56	61
Feb. 12, 2007 (A)	66	53
Mar. 9, 2007 (N)*	59	65
Feb. 28, 2008 (A)	75	73
Mar. 13, 2008 (N)* (OT)	69	76
Jan. 17, 2009 (H)	69	63
Jan. 16, 2010 (A)	77	82
Feb. 27, 2011 (H) (OT)	62	59
Jan. 21, 2012 (A)	73	62
Feb. 26, 2012 (H)	57	54
Jan. 28, 2013 (H)	64	61
Jan. 25, 2015 (A)	80	68
Feb. 11, 2015 (H)	69	56
Jan. 14, 2016 (H)	59	41
Feb. 24, 2016 (A)	67	60
Jan. 11, 2017 (H)	85	80
Jan. 24, 2017 (A)	106	51
Jan. 2, 2018 (H)	77	51
Feb. 11, 2018 (A)	94	60
Jan. 9, 2019 (A) (OT)	86	89
Jan. 26, 2019 (H)	66	51
Dec. 6, 2019 (H)	64	46
Jan. 14, 2020 (A) (OT)	73	68
Dec. 22, 2020 (A)	64	54

Jan. 5, 2022 (H)	75	72
Jan. 15, 2022 (A)	53	65
Jan. 18, 2023 (H)	54	75
Feb. 7, 2023 (A)	57	91

*BIG EAST Tournament (New York, NY)

Syracuse

(Won 19, Lost 12;

home 10-5, away 4-7, neutral 5-0)

Date	UL	SU
Dec. 16, 1964 (H)	67	62
Dec. 29, 1966 (N)*	75	71
Dec. 27, 1971 (N)+	96	62
Mar. 31, 1975 (N)# (OT)	96	88
Dec. 4, 1976 (H)	75	76
Jan. 18, 1986 (H)	83	73
Feb. 14, 1987 (A)	71	99
Jan. 10, 1998 (A)	65	69
Feb. 10, 2000 (H)	82	69
Feb. 18, 2006 (A)	66	79
Jan. 27, 2007 (H)	76	71
Feb. 18, 2008 (H)	61	50
Jan. 25, 2009 (A)	67	57
Mar. 14, 2009 (N)@	76	66
Feb. 14, 2010 (A)	66	60
Mar. 6, 2010 (H)^	78	68
Feb. 12, 2011 (H)	73	69
Feb. 13, 2012 (H)	51	52
Mar. 3, 2012 (A)	49	58
Jan. 19, 2013 (H)	68	70
Mar. 2, 2013 (A)	58	53
Mar. 16, 2013 (N)@	78	61
Feb. 18, 2015 (A)	59	69
Feb. 17, 2016 (H)	72	58
Feb. 13, 2017 (A) (OT)	76	72
Feb. 26, 2017 (H)	88	68
Feb. 5, 2018 (H)	73	78
Feb. 20, 2019 (A)	49	69
Feb. 19, 2020 (H)	90	66
Feb. 5, 2022 (A)	69	92
Jan. 3, 2023 (H)	69	70

*Quaker City Classic (Philadelphia, PA)

+Holiday Festival Tourney (New York, NY)

#NCAA National Consolation Game (San Diego, CA)

@BIG EAST Tournament (New York, NY)

*Last Game in Freedom Hall

UT Chattanooga

(Won 5, Lost 5;

home 5-3, away 0-2)

Date	UL	UTC
Jan. 22, 1921 (H)	28	33
Jan. 28, 1922 (A)	8	34
Feb. 4, 1928 (A)	38	41
Jan. 16, 1929 (H)	16	26
Jan. 17, 1931 (H)	17	20
Dec. 22, 1976 (H)	81	71
Jan. 4, 1979 (H)	94	70
Dec. 5, 1979 (H)	87	63
Mar. 24, 1985 (H)*	71	66
Nov. 22, 2010 (H)+	106	65

*NIT Quarterfinal (Louisville, KY)

+Global Sports Shootout (Louisville, KY)

Texas

(Won 4, Lost 1;

home 2-0, away 1-0, neutral 1-1)

Date	UL	UT
Dec. 15, 1961 (H)*	76	60
Nov. 30, 1986 (N)+	70	74
Dec. 9, 1995 (H)	101	78
Jan. 19, 1997 (A) (OT)	85	78
Mar. 21, 1997 (N)@	78	63

*Bluegrass Invitational (Louisville, KY)

+Great Alaska Shootout (Anchorage, AK)

@NCAA East Region Semifinal (Syracuse, NY)

UMBC

First Meeting

Virginia

(Won 5, Lost 22;

home 4-10, away 1-10, neutral 0-2)

Date	UL	UV
Feb. 13, 1924 (H)	26	41
Feb. 15, 1947	69	43
Jan. 24, 1982 (H)	56	74
Jan. 29, 1983 (A)	81	98
Feb. 11, 1984 (H)	45	50
Feb. 9, 1985 (A)	65	74
Jan. 4, 1989 (H)	74	71
Feb. 17, 1990 (H)	72	56
Feb. 7, 2015 (A)	47	52
Mar. 7, 2015 (H)	59	57
Jan. 30, 2016 (H)	47	63

Mar. 5, 2016 (A)	46	68
Dec. 28, 2016 (H)	53	61
Feb. 6, 2017 (A)	55	71
Jan. 31, 2018 (A)	64	74
Mar. 1, 2018 (H)	66	67
Mar. 8, 2018 (N)*	58	75
Feb. 23, 2019 (H)	52	64
Mar. 9, 2019 (A)	68	73
Feb. 9, 2020 (H)	80	73
Mar. 7, 2020 (A)	54	57
Mar. 6, 2021 (H)	58	