



# KENTUCKY

## WOMEN'S BASKETBALL®



### Kentucky Wildcats vs. Minnesota Gophers

Wednesday, Dec. 6 at 7 p.m. ET

Rupp Arena at Central Bank Center (20,500) in Lexington, Ky.

UK Athletics Communication and Public Relations · (859) 396-0368 · UKathletics.com  
Cami Moore · (859) 396-0368 · camiranmoore@uky.edu

**TV - SEC Network+**  
PBP: Jeff Piccolo  
Analyst: Matthew Mitchell

**Radio - UK Sports Network**  
630 AM WLAP (Lexington)  
PBP: Darren Headrick

**Live Stats**  
kentucky.statbroadcast.com

**Tickets (home games)**  
UKathletics.com/tickets

**Follow the Wildcats**  
X: @KentuckyWBB  
Instagram: @KentuckyWBB  
Facebook: /KentuckyWBB

### 2023-24 KENTUCKY SCHEDULE

#### November

1	KENTUCKY STATE [EXH]	--	W, 88-71
7	ETSU	SECN+	W, 74-66
11	USC UPSTATE	SECN+	W, 82-54
14	AUSTIN PEAY	SECN+	L, 68-63
19	at Florida Gulf Coast	ESPN+	L, 59-48
23	vs. 10/16 NC State^	ESPN+	L, 84-55
24	vs. 3/4 Colorado^	ESPN+	L, 96-53
25	vs. Cincinnati^	ESPN+	L, 65-41
30	BOSTON COLLEGE%	SECN	W, 83-81

#### December

3	TENNESSEE TECH	SECN+	W, 73-67
6	MINNESOTA	SECN+	7 P.M. ET
10	at Louisville	ACCN	2 p.m.
17	FURMAN	SECN+	1 P.M. ET
21	LIPSCOMB	SECN+	11 A.M. ET
31	SAMFORD	SECN+	1 P.M. ET

#### January

4	ARKANSAS*	SECN+	7 P.M.
7	at Tennessee*	SECN	Noon
11	VANDERBILT*	SECN+	7 P.M.
15	at South Carolina*	SECN	7 p.m.
21	MISSOURI*	SECN+	2 P.M.
25	at Arkansas*	SECN+	8 p.m.
28	at Alabama*	SECN	5 p.m.

#### February

1	MISSISSIPPI STATE*	SECN+	7 P.M.
4	at Georgia*	SECN	Noon
11	TEXAS A&M*	ESPN2/SECN	4 P.M.
15	at Auburn*	SECN	7 p.m.
18	FLORIDA*	SECN	NOON
22	at Mississippi State*	SECN+	7:30 p.m.
25	SOUTH CAROLINA*	SECN	3 P.M.
29	OLE MISS*	SECN+	7 P.M.

#### March

3	at LSU*	SECN	2 p.m.
6-10	SEC Tournament	SECN	TBA

All time in ET

**BOLD / ALL CAPS** – Home game

^ – Paradise Jam (U.S. Virgin Islands / University of Virgin Islands Sports and Fitness Center)

% – ACC / SEC Challenge

\* – SEC game



**Record:** 4-5, 0-0 SEC  
**Home:** 4-1 | **Away:** 0-1 | **Neutral:** 0-3  
**Rupp:** 1-0 | **Transylvania:** 3-0 | **Georgetown:** 0-1  
**Ranking:** NR (AP) / NR (Coaches)  
**Last Game:** def. Tennessee Tech (H), 73-67  
**Head Coach:** Kyra Elzy (Tennessee, '99/'01)  
**Overall:** 53-45 (.541) (Fourth Season)  
**at UK:** 53-45 (.541) (Fourth Season)



**Record:** 7-1, 0-0 Big 10  
**Home:** 7-1 | **Away:** 0-0 | **Neutral:** 0-0  
**Ranking:** NR (AP) / NR (Coaches)  
**Last Game:** def. Drake (H), 94-88 2OT  
**Head Coach:** Dawn Plitziweit (Michigan Tech, '95)  
**Overall:** 372-142 (.724) (17th Season)  
**at Minnesota:** 7-1 (.875) (First Season)

### QUICK FACTS

- Promotional(s) / Game Themes:**
  - Neon belt bag giveaway for the first 500 fans
  - 80s Night:** Go back in time with the women's basketball program, as Kentucky celebrates its greatest moments from its second decade of varsity status. Expect to jam all evening to the best 80s tunes, too!
- Ajae Petty, a senior forward, won Southeastern Conference Player of the Week on Tuesday, for her performances in Kentucky's wins against Boston College (Nov. 30) and Tennessee Tech (Dec. 3).
  - She combined for 50 points, 65.6 FG% and 23 rebounds. That includes a career-high 33 points and a career-high 15 rebounds against Tennessee Tech.
- The Wildcat from Baltimore, Maryland, is now in the league's top three in:
  - First in FG% (60.9%)
  - Second in FT attempts (58)
  - Second in rebounds (88)
  - Third in FTs made (33)
  - Third in rebounds per game (9.8)
- Kentucky is coming off back-to-back wins, including a triumph over Boston College, 83-81, in the ACC / SEC Women's Basketball Challenge on Nov. 30 and a win over Tennessee Tech, 73-67, on Dec. 3.
  - Kentucky shot at least 44.0 percent from the field in each of those games.
  - At least four players scored in double digits in each of those games.
  - Kentucky's top two 3FG%, assists and blocks performances of the season came in each of those games.
- The Wildcats are 4-0 this season - all four of their wins this season - when at least four players score in double digits.
- UK is one of two programs in the Southeastern Conference that will have played at least six Power 5 opponents in the nonconference (South Carolina leads with seven such opponents).
  - In fact, UK's six Power 5 opponents are in the current seven-game stretch.
- The Wildcats are two wins away from 900 program wins.
  - The program is in its 50th season in 2023-24, holding an 898-593 (.602) overall record.
- Kentucky has three new home courts in 2023-24, because of the \$82 million renovation happening at Memorial Coliseum.
  - UK returns to the Rupp Arena at Central Bank Center on Wednesday, where it has a 1-0 record in 2023-24.
- Kentucky's roster is 12 deep, including nine returners and three newcomers.
  - The newcomers include two freshmen - Jordy Griggs, Janae Walker - and a Tennessee transfer and Kentucky native junior Miles.
- The Wildcats' roster includes five Kentucky natives, three of which were named Miss Kentucky Basketball selections in high school (2020 - Scherr, 2021 - Miles, 2022 - Amiya Jenkins).
  - At times, four of the five players on the court could be Kentucky natives.

# 2023-24 KENTUCKY ROSTER

## NUMERICAL

No.	Name	Hometown / HS / Previous School	Pos.	Ht.	Yr.
0	Brooklynn Miles	Frankfort, Ky. / Franklin County HS / Tennessee	G	5-5	Jr.
2	Saniah Tyler	Florissant, Mo. / Incarnate Word Academy	G	5-6	So.
3	Jordy Griggs	Moreno Valley, Calif. / Montverde Academy	G	6-2	Fr.
4	Eniya Russell	Baltimore, Md. / Saint Vincent Pallotti HS / S. Carolina	G	6-0	Sr.
5	Cassidy Rowe	Virgie, Ky. / Shelby Valley HS	G	5-5	So.
13	Ajae Petty	Baltimore, Md. / Baltimore Polytechnic Inst. / LSU	F	6-3	Sr.
20	Amiya Jenkins	Lexington, Ky. / Anderson County HS	G	5-10	So.
21	Nyah Leveretter	Blythewood, S.C. / Westwood H	F	6-2	Sr.
22	Maddie Scherr	Florence, Ky. / Ryle HS / Oregon	G	5-10	Sr.
24	Zennia Thomas	Lyndhurst, Ohio / Warrensville Heights HS	F	6-2	So.
34	Emma King	Stanford, Ky. / Lincoln County HS	G	5-10	Gr.
44	Janae Walker	Tyrone, Ga. / Sandy Creek HS	F	6-3	Fr.

## ALPHABETICAL

No.	Name	Hometown / HS / Previous School	Pos.	Ht.	Yr.
3	Jordy Griggs	Moreno Valley, Calif. / Montverde Academy	G	6-2	Fr.
20	Amiya Jenkins	Lexington, Ky. / Anderson County HS	G	5-10	So.
34	Emma King	Stanford, Ky. / Lincoln County HS	G	5-10	Gr.
21	Nyah Leveretter	Blythewood, S.C. / Westwood HS	F	6-2	Sr.
0	Brooklynn Miles	Frankfort, Ky. / Franklin County HS / Tennessee	G	5-5	Jr.
13	Ajae Petty	Baltimore, Md. / Baltimore Polytechnic Inst. / LSU	F	6-3	Sr.
5	Cassidy Rowe	Virgie, Ky. / Shelby Valley HS	G	5-5	So.
4	Eniya Russell	Baltimore, Md. / Saint Vincent Pallotti HS / S. Carolina	G	6-0	Sr.
22	Maddie Scherr	Florence, Ky. / Ryle HS / Oregon	G	5-10	Sr.
24	Zennia Thomas	Lyndhurst, Ohio / Warrensville Heights HS	F	6-2	So.
2	Saniah Tyler	Florissant, Mo. / Incarnate Word Academy	G	5-6	So.
44	Janae Walker	Tyrone, Ga. / Sandy Creek HS	F	6-3	Fr.

### Coaching Staff

**Head Coach:** Kyra Elzy (Tennessee, 1999, 2001) – 4th season, 12th at Kentucky  
**Assoc. Head Coach:** Niya Butts (Tennessee, 2000; Tennessee Tech, 2002) – 3rd season, 13th at UK  
**Assistant Coach:** Jen Hoover (Wake Forest, 1991) – 2nd season  
**Assistant Coach:** Crystal Kelly (Western Kentucky, 2008) – 1st season  
**Associate Coach of Player Development:** Jenny Huth (Colorado, 2002) – 1st season  
**Associate Coach of Player Relations:** Jaamal Rhodes (Augusta State, 2005) – 1st season

## PRONUNCIATION

AMIYA JENKINS	UH-ME-UH
NYAH LEVERETTER	NIGH-UH LEV-ER-ETT-ER
ENIYA RUSSELL	EH-NIGH-UH
MADDIE SCHERR	SHEER
ZENNIA THOMAS	ZE-NIGH-UH
SANIAH TYLER	SUH-NIGH-UH

## BY CLASS

### Graduate Students (1)

Emma King

### Seniors (4)

Nyah Leveretter

Ajae Petty

Eniya Russell

Maddie Scherr

### Juniors (1)

Brooklynn Miles

### Sophomores (4)

Amiya Jenkins

Cassidy Rowe

Zennia Thomas

Saniah Tyler

### Freshmen (2)

Jordy Griggs

Janae Walker

## BY HEIGHT

5-5 .....	Brooklynn Miles
.....	Cassidy Rowe
5-6 .....	Saniah Tyler
5-10 .....	Amiya Jenkins
.....	Emma King
.....	Maddie Scherr
6-0.....	Eniya Russell
6-2.....	Jordy Griggs
.....	Nyah Leveretter
.....	Zennia Thomas
6-3 .....	Ajae Petty
.....	Janae Walker

# 2023-24 KENTUCKY TV / RADIO CHART

**BROOKLYNN MILES** **0**

G - 5-5 - Jr.  
Frankfort, Ky.  
(Franklin County HS/Tennessee)

**SANIAH TYLER** **2**

G - 5-6 - So.  
Florissant, Mo.  
(Incarnate Word Academy)

**JORDY GRIGGS** **3**

G - 6-2 - Fr.  
Moreno Valley, Calif.  
(Montverde Academy)

**ENIYA RUSSELL** **4**

G - 6-0 - Sr.  
Baltimore, Md.  
(Saint Vincent Pallotti HS/  
South Carolina)

**CASSIDY ROWE** **5**

G - 5-5 - So.  
Virgie, Ky.  
(Shelby Valley HS)

**AJAE PETTY** **13**

F - 6-3 - Sr.  
Baltimore, Md.  
(Baltimore Polytechnic Inst./LSU)

**AMIYA JENKINS** **20**

G - 5-10 - So.  
Lexington, Ky.  
(Anderson County HS)

**NYAH LEVERETTER** **21**

F - 6-2 - Sr.  
Blythewood, S.C.  
(Westwood HS)

**MADDIE SCHERR** **22**

G - 5-10 - Sr.  
Florence, Ky.  
(Ryle HS/Oregon)

**ZENNIA THOMAS** **24**

F - 6-2 - So.  
Lyndhurst, Ohio  
(Warrensville Heights HS)

**EMMA KING** **34**

G - 5-10 - Gr.  
Stanford, Ky.  
(Lincoln County HS)

**JANAE WALKER** **23**

F - 6-3 - Fr.  
Tyrone, Ga.  
(Sandy Creek HS)

**KYRA ELZY** **HC**

Head Coach  
Fourth Season  
(12th Overall at Kentucky)

**NIYA BUTTS** **AHC**

Associate Head Coach  
Third Season  
(13th Overall at Kentucky)

**JEN HOOVER** **AC**

Assistant Coach  
Second Season

**CRYSTAL KELLY** **AC**

Assistant Coach  
First Season

**JENNY HUTH** **PD**

Associate Coach of Player  
Development  
First Season

**JAAMAL RHODES** **PR**

Associate Coach of Player  
Relations  
First Season

**AMY TILLEY** **DOP**

Assistant AD /  
WBB Director of  
Operations

**NATIONAL POLLS (WEEK 5)**

**THE ASSOCIATED PRESS TOP 25**

1	South Carolina (35)	7-0
2	UCLA	7-0
3	NC State	9-0
4	Iowa	8-1
5	Texas	9-0
6	USC	7-0
7	LSU	8-1
8	Colorado	8-1
9	Stanford	8-1
10	Baylor	7-0
11	Utah	7-1
12	Ohio State	6-1
13	Kansas State	7-1
14	Notre Dame	6-1
15	Virginia Tech	5-2
16	Indiana	7-1
17	UConn	4-3
18	Louisville	8-1
19	Marquette	8-0
20	Florida State	6-2
21	Washington State	9-1
22	Creighton	6-1
23	Gonzaga	8-2
24	North Carolina	5-3
25	Penn State	7-1

Others receiving votes: Tennessee 20, Arkansas 18, Mississippi State 12, Ole Miss 8, Florida Gulf Coast 4, Texas A&M 4

**USA TODAY/COACHES TOP 25**

1	South Carolina (32)	7-0
2	UCLA	7-0
3	Iowa	8-1
4	LSU	8-1
5	NC State	9-0
6	USC	7-0
7	Utah	7-1
8	Colorado	8-1
9	Texas	9-0
10	Stanford	8-1
11	Ohio State	6-1
12	Notre Dame	6-1
13	Virginia Tech	5-2
14	Baylor	7-0
15	Indiana	7-1
16	Kansas State	7-1
17	UConn	4-3
18	Louisville	8-1
19	Marquette	8-0
20	Florida State	6-2
21	Creighton	6-1
22	Washington State	9-1
23	Gonzaga	8-2
24	North Carolina	5-3
25	Michigan	7-1

Other UK opps receiving votes: Tennessee 38, Mississippi State 11, Ole Miss 3, Arkansas 3

**BY THE BIG BLUE NUMBERS**

Kentucky natives on the team

5

wins in Kentucky Women's Basketball history

898

number of wins for Kentucky inside Rupp Arena

31

former Miss Kentucky Basketballs on the team

3

percent graduation rate for four-year players under Coach Elzy at Kentucky

100

seasons of varsity status

50

wins by Kyra Elzy as head coach of the Kentucky Wildcats

53

straight semesters with a overall team GPA above a 3.0

20

number of returners on the team

9

combined years of coaching experience among the four coaches

81

NCAA Tournament appearances since 2009-10

11

Kyra Elzy is the eighth head coach in program history

8

**GAME NOTES**

**INSIDE THE SERIES: KENTUCKY-MINNESOTA**

- Kentucky and Minnesota are tied, 1-1, in the all-time series, which began in 2007.
  - UK took the last contest, 80-74, on the road last season on Dec. 7, 2022.
    - Four Wildcats recorded double-digit scoring at The Barn, including Jada Walker's team-lead 19 points. Moreover, Ajae Petty recorded her second straight double-double on a then career-high 16 points and a then career-high tying 12 rebounds.
  - The lone other contest was in the Rainbow Wahine Classic in Honolulu, Hawaii.
- Wednesday's game will mark the first meeting between the two programs in Lexington.

**The Kentucky-Minnesota Series**

Date	Score	Outcome (Site)
11/23/07	80-92	L (N)
12/07/22	80-74	W (A)

**SEC PLAYER OF THE WEEK**

- Ajae Petty was crowned the Southeastern Conference Player of the Week, it was announced by the league office Tuesday.
  - The Wildcat led her team with a career-high 33 points and a career-high 15 rebounds to push Kentucky past Tennessee Tech on Sunday. She became just the fourth player in program history to record a 30-15 double-double on points and rebounds, and the first player to do so in over a decade.
  - It didn't just mark her first 30-plus point performance, but it also marked her first 20-plus point performance. It also marked Kentucky's first 30-plus point performance since Rhyne Howard dropped 32 against LSU in March 2022.
  - Furthermore, it also marked the Baltimore, Maryland, native's fourth double-double through nine games in 2023-24. The Wildcat also added a steal, an assist and a career-high tying three blocks.
  - That performance came after putting up 17 points and eight rebounds to help Kentucky defeat Boston College in the ACC / SEC Challenge to snap a five-game losing streak last Thursday, which at the time, was her second-best point performance in her career.
- She now leads the SEC in field-goal percentage (60.9) and is third in the league in rebounds (9.78).

**BACK IN THE "W" COLUMN**

**VS. BOSTON COLLEGE**

- Kentucky battled to a triumph over Boston College, 83-81, in the ACC / SEC Women's Basketball Challenge at the Clive M. Beck Center on Nov. 30, snapping a five-game losing streak.
  - Meanwhile, UK was shorthanded two players, before star guard Maddie Scherr also went out in the third quarter after a tough fall.
- The Wildcats set season highs in -
  - 51.6% from the field (32-of-62), 50.0% from the arc (7-of-14), 19 assists, 10 steals and five blocks.
    - In fact, five players dished out at least three assists.
- Kentucky battled through 11 ties and 12 lead changes to secure the triumph.
  - The game was even tied, 81-81, with 10 seconds on the clock. Eniya Russell, however, grabbed a defensive rebound off a Boston College missed free throw. UK called its final timeout of the game, as head coach Kyra Elzy drew up a play for Russell, who went straight to the basket for a layup at the buzzer to win the game.

**PROBABLE STARTERS**



#0   BROOKLYNN MILES   G   JR   5-6	PPG	RPG	APG	SPR	MPG
23-24	5.8	3.4	3.4	1.0	30.7

Vocal court leader and relentless defender ... Combined for nine assists in Kentucky's last two straight wins, including six against Boston College on Nov. 30 ... Leading Kentucky in assists (31) ... Had a career-high seven assists against Austin Peay on Nov. 14 ... Began the season scoring 10 points in each of the first two games ... Transfer from Tennessee ... Named 2021 Miss Kentucky Basketball.



#2   SANIAH TYLER   G   SO   5-6	PPG	RPG	APG	SPR	MPG
23-24	8.8	1.6	0.6	0.8	29.1

Has made at least one 3-pointer in all nine games this season ... Has made 3+ 3-pointers in four games this season ... Coming off a career-high four 3-pointers against Tennessee Tech on Dec. 3 ... Leading Kentucky and ranked fifth in the SEC with 19 3-pointers in 2023-24 ... Played in nine games as a freshman in 2022-23, including three SEC games, combining for six points, two 3-pointers, two rebounds and two steals.



#13   AJAE PETTY   G   SR   6-3	PPG	RPG	SPG	BPR	MPG
23-24	15.4	9.8	0.8	0.9	27.8

Named SEC Player of the Week (Week 4) for a combined 50 points (65.6 FG%), 23 rebounds and four blocks to help UK defeat Boston College on Nov. 30 and Tennessee Tech on Dec. 3 ... That includes a 33 point / 15 rebound performance against UTT ... Currently leading SEC in FG% (60.9) ... Four double-doubles in 2023-24 ... Huge offseason, improving her mind and body, which has had a big affect on the team and its mindset in 2023-24 ... PR'd in all of her strength and conditioning tests prior to fall practice.



#22   MADDIE SCHERR   G   SR   5-11	PPG	RPG	APG	SPR	MPG
23-24	14.0	3.0	2.8	1.0	28.2

Has missed three games this season (Nov. 14 & 19 - ankle injury; Dec. 3 - concussion protocol) ... Her season highs in 2023-24 include 25 points, six rebounds, six assists, three steals, two blocks ... Returns as Kentucky's leader in rebounds, assists and blocks in 2022-23 ... Broke school record in free-throw percentage in 2022-23 (80-87, 92.0%) ... Led the SEC in FT% in 2022-23, too.



#34   EMMA KING   G   GR   5-10	PPG	RPG	APG	SPR	MPG
23-24	4.7	4.0	1.1	0.2	23.8

Coming off back-to-back starts where she played a career-high 37 minutes and grabbed a career-high seven rebounds in each contest ... Also coming off a career-high 14 points against Tennessee Tech on Dec. 3 ... Coach refers to her as her "utility," can play every position, even has seen time at the "5" in 2023-24.

**KENTUCKY'S RECORD WHEN ...**

	ALL	SEC
Leading or tied at halftime	3-0	0-0
Trailing at halftime	1-5	0-0
Shoot 50 percent or higher	1-0	0-0
Shoot 60 percent or higher	0-0	0-0
Shoot less than 50 percent	3-5	0-0
Shoot higher percentage than opp.	3-0	0-0
Shoot lower percentage than opp	1-5	0-0
Opp. shoot 50 percent or higher	1-3	0-0
Opp. shoot 60 percent or higher	0-0	0-0
Opp. shoot worse than 50 percent	3-2	0-0
Score less than 60 points	0-4	0-0
Score 60 or more points	4-1	0-0
Score 70 or more points	4-0	0-0
Score 80 or more points	2-0	0-0
Score 90 or more points	0-0	0-0
Score 100 or more points	0-0	0-0
Opp. score less than 50 points	0-0	0-0
Opp. score 50 or more points	4-5	0-0
Opp. score 60 or more points	3-4	0-0
Opp. score 70 or more points	1-2	0-0
Opp. score 80 or more points	1-2	0-0
Opp. score 90 or more points	0-1	0-0
Opp. score 100 or more points	0-0	0-0
Outrebound or same as opponent	2-2	0-0
Outrebounded by opponent	2-3	0-0
Commit fewer turnovers than opp.	3-1	0-0
Commit same turnovers as opp.	0-1	0-0
Commit more turnovers than opp.	1-3	0-0
Commit single digit turnovers	1-0	0-0
Force 20 or more turnovers	1-0	0-0
Force 25 or more turnovers	0-0	0-0
Force 30 or more turnovers	0-0	0-0
Make 6 or more 3-pointers	2-2	0-0
Make 5 or fewer 3-pointers	2-3	0-0
Opp. make 6 or more 3-pointers	3-2	0-0
Opp. make 5 or fewer 3-pointers	1-3	0-0
Game decided by 10 pts or less:	3-1	0-0
Game decided by 1-5 pts:	1-1	0-0
Game decided by 6-10 pts:	2-0	0-0
Game decided by 11-15 pts:	0-1	0-0
Game decided by 16+ pts:	1-3	0-0
Overtime games:	0-0	0-0
Televised games:	4-5	0-0
SEC Network+	3-1	0-0
ACC Network	0-0	0-0
ESPN+	0-4	0-0
ESPNU	0-0	0-0
ESPN2	0-0	0-0
ESPN	0-0	0-0
SEC Network	1-0	0-0
Games vs. AP ranked opponents:	0-2	0-0
Games vs. AP Top 10	0-2	0-0
Games following a loss:	1-4	0-0
Games following a win:	2-1	0-0
More points in the paint than opp.:	3-1	0-0
Fewer points in the paint than opp.:	0-4	0-0
Same points in the paint than opp.:	1-0	0-0
More points off turnovers:	4-2	0-0
Fewer points off turnovers:	0-3	0-0
Same points off turnovers:	0-0	0-0
More bench points than opp.:	2-1	0-0
Fewer bench points than opp.:	1-4	0-0
Same bench points as opp.:	1-0	0-0
More 2nd-chance points than opp.:	4-3	0-0
Fewer 2nd-chance points than opp.:	0-2	0-0
Same 2nd-chance points as opp.:	0-0	0-0
At least one UK player scores 10+:	4-4	0-0
At least two UK players score 10+:	4-3	0-0
At least three UK players score 10+:	4-2	0-0
At least four UK players score 10+:	4-0	0-0
At least five UK players score 10+:	3-0	0-0
At least six UK players score 10+:	0-0	0-0
At least seven UK players score 10+:	0-0	0-0
At least eight UK players score 10+:	0-0	0-0
On Monday:	0-0	0-0
On Tuesday:	1-1	0-0
On Wednesday:	0-0	0-0
On Thursday:	1-1	0-0
On Friday:	0-1	0-0
On Saturday:	1-1	0-0
On Sunday:	1-1	0-0
In November:	3-5	0-0
In December:	1-0	0-0
In January:	0-0	0-0
In February:	0-0	0-0
In March:	0-0	0-0
In April:	0-0	0-0

**VS. TENNESSEE TECH**

- The Wildcats came back three days later to defeat the Golden Eagles, 73-67, Sunday in another “give it all you got” performance.
  - Once again, UK was down familiar players in Amiya Jenkins, Maddie Scherr and Zennia Thomas. Just six players played substantial minutes (Janae Walker was the seventh player, but she had just two minutes in the game).
- Kentucky shot 44.6 percent from the field (25-of-56).
  - The Wildcats were 42.9 percent from the arc (6-of-14), their second-best performance from long range this season.
- For the second straight game and for the fourth time through nine games this season, at least four players scored in double digits.
  - UK is 4-0 when at least four players score in double digits.
- UK set a season-high six blocks.
- The Wildcats’ 18 assists are second most this season, only behind their 19 assists in the most previous game against Boston College on Nov. 30.

**OVERCOMING OBSTACLES**

- UK head coach Kyra Elzy is not interested in making excuses or allowing excuses for the current losing slump, however we have taken note of several obstacles that the Cats have had to - or are working to - overcome.
  - UK has three new home courts this season because of the \$82 million renovation happening at Memorial Coliseum.
    - In fact, UK’s first five games of the season were in five different locations, including its first three home games:
      - Clive M. Beck Center (Transylvania University)
      - Rupp Arena at Central Bank Center
      - Davis-Reid Alumni Gym (Georgetown College)
  - Injuries are inevitable -
    - Maddie Scherr missed two games with an ankle injury and one game in concussion protocol.
    - Amiya Jenkins is currently unavailable with a shoulder injury.
    - Nyah Leveretter, who started 21 games last season, continues her recovery from an ACL tear at the end of 2022-23.
  - One tough schedule -
    - Kentucky is one of two programs in the Southeastern Conference that will have played at least six Power 5 teams in the nonconference season (South Carolina leads with seven such opponents).
    - The Wildcats are also meeting tough mid-majors in the nonconference season, including ETSU and at FGCU, both of whom were picked to win their leagues in 2023-24.

**NEXT WOMAN UP**

- The Wildcats have had six different lineups in 2023-24.
- In fact, the Cats have had six different starting lineups in the last seven games, in part because of injuries.
  - Game 3 - Miles, Tyler, Jenkins, Russell, Petty
  - Game 4 -Miles, Tyler, Jenkins, King, Petty
  - Game 5 - Miles, Scherr, Jenkins, Thomas, Petty
  - Game 6 - Miles, Scherr, Tyler, Jenkins, Petty
  - Game 8 - Miles, Scherr, Tyler, King, Petty
  - Game 9 - Miles, Rowe, Tyler, King, Petty

**AJAE PETTY IS SETTING THE TONE**

**THE INVESTMENT**

- Ajae Petty, a senior post player, had a huge off-season that has made an impact on both herself and her teammates.
  - She did every workout recommended to her during both summer breaks, which paid dividends when she came back for summer practice.
    - She actually PR'd in every strength and conditioning category from a season ago.
  - She attributes her "new self" to several things:
    - Coach Elzy challenged her before the first summer break.
    - Petty realized she has a lot of support and a lot of resources and she wanted to start taking advantage of all that was given to her.
    - Her renewed mindset... she now embraces every challenge she is met with.
- As you would expect, Ajae's 180, mentally and physically, has completely influenced the team... they have had a total mindset shift since 2022-23.
  - More than ever before, they are embracing hard work and are receptive to what it takes to win.
  - More than ever before, they have developed a strong player-led culture.
  - They have put the past behind them and have a common goal of being the best versions of themselves.

**THE RETURN**

- Ajae Petty reset her career high in scoring twice, and in rebounding three times, already this season.
- The Wildcat is currently leading her team in both scoring (15.4) and rebounding (9.8).
  - She also ranks high in the Southeastern Conference, including:
    - First in FG% (60.9%)
    - Second in FT attempts (58)
    - Second in rebounds (88)
    - Third in FTs made (33)
    - Third in rebounds per game (9.8)
- She has put up a double-double in four of nine games this season, already two more than the amount she earned in 2022-23.
  - She is one of six players in the league to have at least four double-doubles thus far this season.

**50TH ANNIVERSARY**

- The Wildcats are celebrating their 50th anniversary of varsity status in 2023-24.
  - Sue Feamster became the first UK women's basketball head coach of the modern era, after the program regained its varsity status in 1974.
- In celebration of the 50th jubilee, Big Blue Nation can expect in-game elements such as:
  - Guest appearances and on-court recognitions
  - Recap videos and feature story videos
  - Trivia games
  - Decade-themed giveaways
- Throughout the season, fans can also enjoy:
  - "Where are they now" updates
  - Interviews and Q&As
  - A printable and digital timeline experience and more
- Kentucky tipped off its jubilee at Big Blue Madness, introducing almost every head coach on stage at the annual event, passing a torch from coach to coach.
  - Sue Feamster (1971-76)**
  - Debbie Yow (1976-80)** - *Was unable to attend*
  - Terry Hall (1980-87)** - *She lost her long, agonizing fight with ovarian cancer on July 14, 1997. Her youngest sister, Mardee (Hall) McNay, stood in her place*
  - Sharon Fanning (1987-95)**
  - Bernadette Mattox (1995-2003)**
  - Mickie DeMoss (2003-07)**
  - Matthew Mitchell (2007-20)**
  - Kyra Elzy (2020-Pres.)**

**KENTUCKY UNDER COACH ELZY**

<b>(2021-Present) Total</b>	
Home Games	33-18
Memorial Coliseum	27-13
Rupp Arena	3-4
Transylvania	3-0
Georgetown	0-1
Road Games	11-19
Neutral Sites	9-8
SEC Games	19-28
Home	10-13
Road	9-15
Regular season, nonconference	26-13
Home	23-5
Road	2-4
Neutral	1-4
vs. ranked teams in nonconference	2-6
SEC Tournament	7-2
NCAA Tournament	1-2
Leading or tied at halftime	44-10
Trailing at halftime	8-35
Shoot 50 percent or higher	18-1
Shoot less than 50 percent	35-44
Shoot higher percentage than opp.	36-5
Shoot lower percentage than opp.	17-40
Shooting same percentage as opp.	0-0
Opp. shoots worse than 50 percent	48-35
Opp. shoots 50 percent or higher	4-10
Score fewer than 60 points	0-19
Score 60 or more points	52-24
Score 70 or more points	45-9
Score 80 or more points	25-2
Score 90 or more points	7-0
Score 100 or more points	0-0
Opp. scores 30 or fewer points	0-0
Opp. scores 40 or fewer points	1-0
Opp. scores 50 or fewer points	8-1
Opp. scores 60 or fewer points	25-5
Opp. scores 70 or more points	27-39
Opp. scores 80 or more points	12-32
Opp. scores 90 or more points	4-13
Opp. scores 90 or more points	0-3
Outrebounds or same as opponent	34-16
Outrebounded by opponent	19-29
Commits fewer turnovers than opp.	39-21
Commits same turnovers as opp.	2-2
Commits more turnovers than opp.	12-22
Force 30 or more turnovers	4-0
Makes 6 or more 3-pointers	35-19
Makes 5 or fewer 3-pointers	19-26
Game decided by 10 pts or fewer	21-23
Game decided by 1-5 pts	9-8
Game decided by 6-10 pts	12-15
Game decided by 11-15 pts	8-5
Game decided by 16+ pts	23-17
Overtime games	1-0
Televised games (including + games)	52-44
Games vs. ranked opponents	9-21
Games vs. top 10 ranked opponents	2-13
Games following a loss	17-25
Games following a win	32-20
More points in the paint than opp.	30-5
Fewer points in the paint than opp.	19-37
Same points in the paint than opp.	4-3
More bench points than opp.	37-19
Fewer bench points than opp.	13-23
Same bench points as opp.	3-2
More 2nd-chance points than opp.	34-19
Fewer 2nd-chance points than opp.	18-24
Same 2nd-chance points as opp.	2-2
On Monday	3-2
On Tuesday	3-2
On Wednesday	7-1
On Thursday	15-15
On Friday	2-4
On Saturday	4-2
On Sunday	18-19
In November	15-7
In December	12-7
In January	10-15
In February	9-12
In March	8-4
In April	0-0

### COACHING POSITIONS

<b>POST PLAYERS</b>	<b>JEN HOOVER</b>
	<b>CRYSTAL KELLY</b>
<b>WINGS</b>	<b>NIYA BUTTS</b>
	<b>JAAMAL RHODES</b>
<b>GUARDS</b>	<b>JENNY HUTH</b>

### SEC STANDINGS (AS OF DEC. 4)

Team	SEC	All	PCT
South Carolina		7-0	1.000
LSU		8-1	.889
Vanderbilt		8-1	.889
Texas A&M		7-1	.875
Mississippi State		8-2	.800
Alabama		7-2	.778
Arkansas		7-2	.778
Auburn		6-2	.750
Florida		6-2	.750
Georgia		6-2	.750
Ole Miss		6-3	.667
Missouri		6-3	.667
Tennessee		4-4	.500
Kentucky		4-5	.444

### CAREER DOUBLE-DOUBLES

AJAE PETTY (6 CAREER)			
<b>2023-24 (4)</b>			
ETSU	11/07/23	12 pts, 13 rbs	
Austin Peay	11/14/23	19 pts, 14 rbs	
at FGCU	11/19/23	15 pts, 13 rbs	
Tennessee Tech	12/03/23	33 pts, 15 rbs	
<b>2022-23 (2)</b>			
UNC-Greensboro	12/04/22	10 pts, 12 rbs	
at Minnesota	12/07/22	16 pts, 12 rbs	

### OFFSEASON AWARDS

- Following summer practices, the team issued three awards:
  - The Wildcat Award - Cassidy Rowe**
    - Someone who exudes "the culture player."
  - Most Improved Award - Emma King**
    - Someone who has shown great improvement from the season before.
  - MVP Award - Ajae Petty**
    - Someone who both exudes "the culture player" and has shown a great deal of improvement. Someone who has taken on a clear and obvious leadership role and who has set the standard on and off the court.

### PLAY TOGETHER, STAY TOGETHER

- Brooklynn Miles and Maddie Scherr played together in sixth and seventh grade for the Kentucky Royals and 11th and 12th grade for Kentucky Premier.
- Cassidy Rowe and Maddie Scherr played together in Summer 2016 for Kentucky Premier.
- Emma King and Maddie Scherr played together in Summer 2018 for Kentucky Premier.
- Amiya Jenkins and Cassidy Rowe played together in Summer 2019 for Kentucky Premier.
- Amiya Jenkins, Brooklynn Miles and Maddie Scherr played together in Summer 2019 for Kentucky Premier.
- Amiya Jenkins and Brooklynn Miles played together in Summer 2020 for Kentucky Premier.

### "THE CLOSEST TEAM I HAVE EVER BEEN A PART OF"

- The Wildcats speak fondly of their team chemistry ahead of the upcoming season, so much so, many of them describe it as the closest team they have ever been a part of.
- That is evident by their random, fun, team initiatives, including coming to practice one time over the summer all wearing colorful wigs to prank the coaches and them begging head coach Kyra Elzy to have a sleepover (coaches and players) during fall practice.

### ...AND I ROCK KENTUCKY BLUE!

- Drake gifted the University of Kentucky men's and women's basketball teams his brand new NOCTA Glides, embellished with a "UK" logo on them.
- John Calipari surprised the women's team with them a week before the season began.

### A REMINDER OF HOW KENTUCKY ENDED LAST SEASON

- 14th-seed Kentucky became the lowest seeded team to ever reach the Southeastern Conference Tournament Quarterfinals last March.
  - 14th-seed Kentucky defeated both 11th-seed Florida (first round) and sixth-seed Alabama (second round) to meet third-seed Tennessee in the quarterfinals. It marked UK's 14th straight appearance in the quarterfinals, which is the longest active streak in the SEC (South Carolina is second with 12).
  - In Kentucky's win over Alabama in the second round, then-junior guard Maddie Scherr scored 19 points with three rebounds, four assists, six blocks and two steals in nearly 40 minutes. Her six blocks set a new program record for most blocks in an SEC Tournament game.
  - Also after Kentucky defeated Alabama in the second round, Kyra Elzy owned a 7-1 record in the SEC Tournament, which tied with Melanie Balcomb of Vanderbilt for the best eight-game start for a head coach in tournament history.



## TOP-10 PERFORMANCES & RECORDS IN 2022-23

### Team Blocks (*Single Season*)

Rank	Value	Year
8.	135	2005-06
9.	132	2022-23
10.	131	2015-16

### Player Free Throw Percentage (*Single Season*)

Rank	Player	Year	FTM	FTA	Pct.
1.	Maddie Scherr	2022-23	80	87	.920
2.	Bria Goss	2013-14	127	141	.901
3.	Jenny Pfeiffer	2005-06	94	106	.887

### Team Free Throw Percentage (*Single Game*)

Rank	Pct.	Opponent	Value	Date
1.	100.0	vs. Missouri	12-of-12	01/13/13
	100.0	vs. Furman	11-of-11	12/06/08
	100.0	vs. Chattanooga	11-of-11	03/20/04
	100.0	vs. Morehead		1977
5.	96.2	vs. South Carolina	25-of-26	02/02/23
6.	95.8	vs. Wake Forest	23-of-24	12/30/04

### Player Consecutive Free Throws Made

Rank	Player	Span	Year	Value
1.	Maddie Scherr	Over nine games	2022-23	39
2.	Bria Goss	Over nine games	2014-15	31
3.	Alexis Jennings	Over 11 games	2015-16	27

## SCHERR EFFORT

- Just in case you forgot how good Maddie Scherr is...
  - In 2022-23, she played and started in 29 games, averaging 11.6 points per game and 5.1 rebounds in 31.7 minutes per game on the season ... She added 125 assists (4.3 apg), 62 steals (2.1 spg) and 32 blocks (1.1 bpg)
  - Concluded the regular season ranked fourth in the SEC in apg (4.2), fourth in the SEC in steals (55), fifth in the SEC in assists (110) and sixth in the SEC in spg (2.1)
  - She also concluded the regular season as the SEC leader and school-record holder in FT% (80-87, 91.8%)
  - She shot 38.5 percent from the field (110-286) and 33.6 percent from the arc (37-110)
  - She doubled her offensive production from the nonconference schedule to the conference schedule, from 7.3 ppg in the nonconference to 14.9 points per game in the conference
  - Reset her career high in scoring four times this season, all against top-25 teams, including 18 vs. UofL, 22 vs. LSU, 25 vs. USC and 27 vs. Tennessee
  - In late January 2023, she was the only player in the SEC averaging at least 5.0 in three statistical categories on the season (10.2 ppg, 5.6 rpg, 5.0 apg)
  - Scored in double digits 17 times, at least 15 points nine times, at least 20 points three times and at least 25 points two times
  - Led Kentucky in assists in 19 games, in blocks in 12 games and in steals in 11 games
  - Set a new program record for most blocks in an SEC Tournament game when she recorded six in Kentucky's win against Alabama in the 2023 SEC Tournament Second Round, adding 19 points, four assists, three rebounds and two steals

## CAREER 20-POINT SCORING GAMES

### MADDIE SCHERR (4 CAREER)

2023-24 (1)		
25	vs. Cincinnati	11/25/23

### 2022-23 (3)

22	LSU	01/08/22
25	South Carolina	01/12/23
27	Tennessee	02/26/23

### ENIYA RUSSELL (1 CAREER)

2023-24 (1)		
21	Boston College	11/30/23

### AJAE PETTY (1 CAREER)

2023-24 (1)		
33	Tennessee Tech	12/03/23

**UK IN NCAA/SEC STATS**

**TEAM (AS OF DEC. 4)**

Category	NCAA Rank	SEC Rank	Stat
Ast/TO Ratio	238	14	0.69
Asts/game	258	13	11.3
Bench/game	277	13	14.6
Blks/game	138	11	3.3
FG%	219	13	39.4
FG% defense	324	14	45.7
Fouls/game	150	9	16.9
FT Attempts	36	3	22.11
FT%	230	8	67.3
FT Made/game	52	5	14.89
Reb. margin	240	13	-1.2
Def. Rebs/game	312	14	22.1
Off. Rebs/game	192	12	11.7
Rebs/game	284	14	33.78
Scoring Def.	290	13	70.9
Scoring Margin	282	14	-7.3
Scoring Off.	218	14	63.6
Steals/game	336	14	5.2
3FG Atm./game	259	10	16.9
3FG%	298	13	25
3FG% defense	210	10	31.2
3FG/game	294	10	4.2
TO margin	254	12	-1.78
TOs Forced	295	13	14.56
TOs/game	170	12	16.3
W-L%	208	14	44.4

**INDIVIDUAL**

NCAA	SEC	NAT'L	VALUE
<b>Assist/TO Ratio</b>			
Brooklynn Miles	14	216	1.35
<b>Assists</b>			
Brooklynn Miles	9	125	31
<b>Assists Per Game</b>			
Brooklynn Miles	11	217	3.4
<b>Field Goal Percentage</b>			
Ajae Petty	1	19	60.9
<b>Field Goals</b>			
Ajae Petty	9	61	53
<b>Free Throw Attempts</b>			
Ajae Petty	2	10	58
<b>Free Throws</b>			
Ajae Petty	3	58	33
<b>Points</b>			
Ajae Petty	10	68	139
<b>Points Per Game</b>			
Ajae Petty	12	159	15.4
<b>Rebounds</b>			
Ajae Petty	2	13	88
<b>Rebounds Per Game</b>			
Ajae Petty	3	34	9.8
<b>Three Pointers</b>			
Saniah Tyler	5	71	19
<b>Three Pointers Per Game</b>			
Saniah Tyler	6	151	2.11

**MEMORIAL COLISEUM UNDERGOING RENOVATIONS**

- UK's home court, Memorial Coliseum, is undergoing an \$82 million renovation this season.
  - Kentucky women's basketball, gymnastics and volleyball are "taking over" Rupp Area in 2023-24, as it was named the official home floor for those sports for the upcoming season.
- Kentucky women's basketball is also getting a renovated locker room and team lounge.

**NYAH LEVERETTER IS HEALING FROM ACL TEAR**

- Nyah Leveretter, a senior forward, sustained a torn anterior cruciate ligament in her right knee during the Kentucky-Vanderbilt game in Memorial Gymnasium in Nashville, Tennessee, on Feb. 19, 2023.
  - She missed the remainder of last season.
- The Wildcat played in all 26 games and made 21 starts until her accident, including the prior 16 straight.
  - She was averaging 2.5 points per game and 3.9 rebounds per game, while adding 2.8 points and 4.2 rebounds per game in conference action.

**OUT BUT NOT DOWN**

- The Wildcat had her first surgery in February and second surgery in September. However, she is taking full advantage of her recovery time:
  - NCAA DI Women's Basketball Student-Athlete Engagement Group appointee (2023-24)
  - UK SAAC Vice President (2023-24)
  - Nike, Inc. intern in New York City (Summer 2023)
  - CSC Academic All-District Team (2022-23)
  - SEC Academic Honor Roll (2021, 2022, 2023)
  - SEC Men's and Women's Basketball Leadership Council (2022-23, 2023-24)
  - Frank G. Ham Society of Character (2022-23)
  - National Association of Black Journalists club member
  - She is also interning with Susan Lax (Slax), UK football's sports information director, this fall.

**WHAT YOU DON'T KNOW ABOUT NYAH LEVERETTER**

- Nyah Leveretter is never late and lives a very structured life. Coming from a military family, the lessons she has learned about organization and discipline directly translate to her life as a student athlete.
  - The Wildcat was born at Fort Campbell, Kentucky, an Army base that sits right on the border of Tennessee and the Bluegrass State. She lived there for a few years and moved to Japan once she turned five.
- Being in a military family, there are some ideals and practices that become so normal you don't realize it.
  - "I'm a very structured person. Like very. And I didn't realize it until I was around other people who weren't as structured," Leveretter said. "I felt like I was a structure maniac, and they weren't and it drives me insane. When people are late to things, it makes me tick so bad. And I didn't realize it was because I was raised this way."
- This shows up for her as a student as well.
  - "Even when I'm turning in assignments, I don't like turning things in late," Leveretter said. "I don't ever do that. If I don't have an A, or at least a B, I'm mad at myself, like really mad."

## OFFSEASON HIRES

- UK head coach Kyra Elzy hired several new, good coaching and staff hires in the offseason:
  - Assistant coach Crystal Kelly
  - Associate coach of player development Jenny Huth (*will also serve as the program's additional on-court coach granted to them by the NCAA*)
  - Associate coach of player relations Jaamal Rhodes (*will also serve as the program's additional on-court coach granted to them by the NCAA*)
  - NIL director Liz Brown
  - Coaching video coordinator Jerod McCullan
  - Recruiting assistant Jodi Ansert

## ELZY & KELLY GO WAY BACK

- When Kyra Elzy was an assistant coach at Western Kentucky (2002-04), she recruited Crystal Kelly, who was a Miss Kentucky Basketball and 2x Gatorade Player of the Year out of Sacred Heart in Louisville.
  - Elzy pulled out all the stops to recruit her, including carving dozens and dozens of pumpkins for her and also driving more than an hour to get her food from her favorite restaurant.
- Crystal Kelly ended up signing to WKU, and still to this day holds more than a dozen records there.

## BALTIMORE BABIES

- Ajae Petty, a senior who transferred from LSU before last season, and Eniya Russell, also a senior who transferred from South Carolina prior to last season, were reunited at last in 2022-23.
- The pair of Baltimore natives first met while playing on their middle school basketball team. They played several seasons together until they were separated by high school transfers and college commitments, only to be finally reunited as teammates last season.
  - "Living with Eniya has made this transfer a lot smoother for me, especially with having someone to relate to," Petty said.
  - This duo joined the team with a secret weapon – knowing what to expect from one another at all times.
  - "I know when she wants the ball and where she wants it," Russell said. "I know what she's capable of. We've been playing together for so long, I just know her game."
- Fun Fact:** If you ask them both the biggest difference between their prior programs and Kentucky, they will simultaneously say, "conditioning!"

## LEADERSHIP COMMITTEE

- The coaching staff formed a "leadership committee" in Summer 2022. Emma King, Nyah Leveretter and Maddie Scherr were on the leadership committee last season and returned to it in 2023-24.
  - The team also voted in Ajae Petty and Cassidy Row to join the leadership committee in Summer 2023.

## STAT SUPERLATIVES

UK career statistical superlatives among current players:

**Most Games Played for UK:**  
Emma King, 79

**Most Games Started for UK:**  
Maddie Scherr, 35

**Consecutive Games Started for UK:**  
Maddie Scherr, 35

**Games with Double-Figure Scoring:**

	2023-24	Career
Maddie Scherr	5	26
Ajae Petty	7	17
Eniya Russell	5	9
Saniah Tyler	4	4
Brooklynn Miles	2	3
Amiya Jenkins	2	2
Emma King	1	2
Zennia Thomas	1	1

**Current Streak of Consecutive Games Played with Double-Figure Scoring:**

Maddie Scherr, 3  
Ajae Petty, 2  
Eniya Russell, 2  
Saniah Tyler, 2  
Emma King, 1

**Current Streak of Consecutive Games with Double-Figure Rebounding:**

Ajae Petty, 1

**Games with a Double-Double:**

	2023-24	Career
Ajae Petty	4	6

**Current Streak of Consecutive Games with Double-Double:**

Ajae Petty, 1

**40+ point games:**

	2023-24	Career
--	--	--

**30+ point games:**

	2023-24	Career
Ajae Petty	1	1

**20+ point games:**

	2023-24	Career
Maddie Scherr	1	4
Eniya Russell	1	1
Ajae Petty	1	1

**Current Streak of Consecutive 20+ point games:**

Ajae Petty, 1

**Current Streak of Consecutive Games with a 3-pointer:**

Saniah Tyler, 9  
Maddie Scherr, 2  
Eniya Russell, 1

**Current Streak of Consecutive Games with at least one steal:**

Eniya Russell, 2  
Ajae Petty, 1

## MAMBA & MAMBACITA SKILLS ACADEMY

- The Mamba & Mambacita Sports Foundation partnered with the University of Kentucky men's and women's basketball programs to put on the second annual Mamba & Mambacita Sports Foundation Skills Academy on Oct. 26, 2023.
  - Once again, it was held at the Joe Craft Center, and the event hosted 175 underserved kids – 100 girls and 75 boys – from the Lexington area.
- Mamba & Mambacita Sports Foundation Ambassador Natalia Bryant attended UK's first skills academy in 2022, while Mamba & Mambacita Sports Foundation Executive Director Kat Conlon represented the foundation on site in both 2022 and 2023.
- Each year, the event has begun with a spirited introduction of the Mamba & Mambacita Sports Foundation by Kentucky women's basketball head coach Kyra Elzy. That was followed by a moving speech about the Mamba Mentality Five Pillars by Kentucky men's basketball head coach John Calipari.
- The campers were then divided into teams, led by the Wildcats' men's and women's basketball coaches, staff and players. The teams rotated through almost a dozen stations during the two hours, where the campers learned a Kobe Bryant-inspired principle, and then took part in a practice drill related to that principle, at each stop.
- Printed materials with Kobe Bryant quotes and action photos have complemented each station to serve as a visual representation of the basketball legend.

## KOBE & GIGI SHOES

- Kentucky was one of six schools selected to wear Kobe and Gigi NIKE shoes in 2023-24, thanks to its commitment to hosting Mamba & Mambacita Sports Foundation Skills Academies for underserved children.

## 606 STRONG

- Cassidy Rowe's family and community were directly affected by the Eastern Kentucky floods last summer.
  - The Virgie, Kentucky, native and sophomore guard tells a great story about how her parents had to trudge through knee-deep water to evacuate to their neighbor's house on higher ground.
  - Meanwhile, Rowe texted her father to see if her childhood basketball goal was ok. He told her it wasn't, it had been washed away. He ended up finding it floating down the flood stream.
  - Her home ended up being ok, just some property damage. However, many, many folks around neighborhood were not so fortunate.
  - Rowe and her family were and continue to be very active in their community in the aftermath of the flooding, handing out meals and cleaning.
- Rowe, Emma King and alumnae Blair Green and Maci Morris - all natives of Eastern Kentucky or otherwise known as the 606 - hosted a "606 Camp" for 606 residents at North Laurel High School last August.
  - The cost to attend was \$40 per player or \$60 for two in a family, while all proceeds from the camp went directly to the Foundation for Appalachian Kentucky Crisis Fund.

## THE MAGIC "80"

- UK holds a remarkable 381-26 (.936) record since 1974 when scoring 80 points or more.
  - Kentucky is 2-0 when scoring at least 80 points in 2023-24.
- The last loss came vs. DePaul on Dec. 9, 2021 when the Cats fell 94-85. UK is 10-1 this year.

## UK IN OVERTIME

- UK is 31-28 all-time in overtime games, including 1-1 under Kyra Elzy.

## KENTUCKY ALL-TIME

- Kentucky is 898-593 (.602) in its 50th season of varsity competition.

## KENTUCKY ALL-TIME AT HOME

- Kentucky is 522-193 all-time at home (.730), including:
  - 488-172 (.739) all-time in Memorial Coliseum
  - 31-22 (.589) all-time in Rupp Arena
  - 3-0 (1.000) at the Clive M. Beck Center
  - 0-1 (0.000) at the Davis-Reid Alumni Gym
- If you do the math, you will notice UK's losses in Memorial Coliseum, Rupp Arena, Clive M. Beck Center (Transylvania) and the Davis-Reid Alumni Gym are two more than UK has home losses.
  - That reason is UK's NCAA Tournament Sweet 16 game vs. Washington at Rupp Arena on March 25, 2016 and its NCAA Tournament game vs. Indiana on March 18, 1983 at Memorial Coliseum cannot count towards UK's home record.

## 81 YEARS OF COLLEGIATE COACHING EXPERIENCE

- Of the four Kentucky coaches, three have seen time at head coach at major Power Five programs.
  - Kyra Elzy is in her fourth season as the head coach at Kentucky, then associate head coach Niya Butts was the head coach at Arizona from 2008-16, and finally, Jen Hoover was the head coach at High Point in 2011-12, then Wake Forest from 2012-22.
- Between the four of them, including assistant coach Crystal Kelly, they have a combined 81 years of collegiate coaching experience as a full-time assistant coach or head coach.
- **Fun Fact:** Between Elzy and Butts, the two coaches have a combined 23 years of experience as members of the coaching staff at Kentucky, a testament to the culture of the program and the athletic department.

## WILDCATS SHINE IN THE CLASSROOM

- The Wildcats have had a 3.0 team GPA or better each of the last 20 semesters, including six semesters under Kyra Elzy.
- She has put an emphasis on academics since arriving on campus as an assistant coach several years ago. In more than a decade of seasons with her on staff (2008-12, (2016-pres.), UK has a 100 percent graduation rate among four-year players.

### Team GPA Under Head Coach Kyra Elzy

Semester	GPA
Fall 2020	3.253
Spring 2021	3.390
Fall 2021	3.179
Spring 2022	3.000
Fall 2022	3.144
Spring 2023	3.315

## 18 STRAIGHT YEARS TOP 25 IN ATTENDANCE

- Kentucky averaged 4,500 or more fans every year from 2003-04 to 2019-20, ranking among the nation's top 25 in attendance for those 18 seasons (excluding the pandemic season in 2020-21).
  - The Wildcats took a hit during the pandemic and after the pandemic, but are gradually seeing a rise in attendance since.
- Kentucky was involved in two of the top-25 most attended games in the nation in 2019-20, including 11,256 fans against Louisville at Rupp Arena, which ranked 23rd.

## MISS KENTUCKY

The program currently has three Miss Kentucky Basketball honorees reppin' Blue and White, including Maddie Scherr, Brooklynn Miles and Amiya Jenkins. Something to note about Miss Kentucky Basketball is there is only one! The commonwealth does not name a Miss Kentucky Basketball per class.

### All-Time Miss Kentucky Basketballs Who Played at Kentucky

Year	Name	High School
1977	Geri Grigsby	McDowell HS
1980	Lisa Collins	Lauren County HS
1986	Kris Miller	Owensboro Catholic
1992	Becky McKinley	Bullitt East HS
2005	Carly Ormerod	Sacred Heart HS
2006	Arnika Brown	Christian County HS
2007	Rebecca Gray	Scott County HS
2009	A'dia Mathies	Louisville Iroquois
2010	Sarah Beth Barnette	Lexington Christian Academy
2013	Makayla Epps	Marion County HS
2015	Maci Morris	Bell County HS
<b>2020</b>	<b>Maddie Scherr</b>	<b>Ryle HS</b>
<b>2021</b>	<b>Brooklynn Miles</b>	<b>Franklin County HS</b>
<b>2022</b>	<b>Amiya Jenkins</b>	<b>Anderson County HS</b>

**STARTING LINEUP RECORDS**

Team	G	G	G	G	F	Result
<b>KENTUCKY STATE [EXH]</b>	<b>MILES</b>	<b>SCHERR</b>	<b>TYLER</b>	<b>THOMAS</b>	<b>PETTY</b>	<b>W, 88-71</b>
<b>ETSU</b>	<b>MILES</b>	<b>SCHERR</b>	<b>TYLER</b>	<b>JENKINS</b>	<b>PETTY</b>	<b>W, 74-66</b>
<b>USC UPSTATE</b>	<b>MILES</b>	<b>SCHERR</b>	<b>TYLER</b>	<b>JENKINS</b>	<b>PETTY</b>	<b>W, 82-54</b>
<b>AUSTIN PEAY</b>	<b>MILES</b>	<b>TYLER</b>	<b>JENKINS</b>	<b>RUSSELL</b>	<b>PETTY</b>	<b>L, 68-63</b>
at FGCU	<b>MILES</b>	<b>TYLER</b>	<b>JENKINS</b>	<b>KING</b>	<b>PETTY</b>	<b>L, 59-48</b>
vs. 10/16 NC State	MILES	SCHERR	JENKINS	THOMAS	PETTY	L, 84-55
vs. 3/4 Colorado	MILES	SCHERR	TYLER	JENKINS	PETTY	L, 96-53
vs. Cincinnati	MILES	SCHERR	TYLER	JENKINS	PETTY	L, 65-41
<b>BOSTON COLLEGE</b>	<b>MILES</b>	<b>SCHERR</b>	<b>TYLER</b>	<b>KING</b>	<b>PETTY</b>	<b>W, 83-81</b>
<b>TENNESSEE TECH</b>	<b>MILES</b>	<b>ROWE</b>	<b>TYLER</b>	<b>KING</b>	<b>PETTY</b>	<b>W, 73-67</b>
<b>MINNESOTA</b>						
at Louisville						
<b>FURMAN</b>						
<b>LIPSCOMB</b>						
<b>SAMFORD</b>						
<b>ARKANSAS</b>						
at Tennessee						
<b>VANDERBILT</b>						
at South Carolina						
<b>MISSOURI</b>						
at Arkansas						
at Alabama						
<b>MISSISSIPPI STATE</b>						
at Georgia						
<b>TEXAS A&amp;M</b>						
at Auburn						
<b>FLORIDA</b>						
at Mississippi State						
<b>SOUTH CAROLINA</b>						
<b>OLE MISS</b>						
at LSU						

**Record by Lineups:**

<b>1-0</b>	<b>MILES</b>	<b>ROWE</b>	<b>TYLER</b>	<b>KING</b>	<b>PETTY</b>
1-0	MILES	SCHERR	TYLER	KING	PETTY
2-2	MILES	SCHERR	TYLER	JENKINS	PETTY
0-1	MILES	SCHERR	JENKINS	THOMAS	PETTY
0-1	MILES	TYLER	JENKINS	KING	PETTY
0-1	MILES	RUSSELL	TYLER	JENKINS	PETTY

**COMEBACK CATS (LARGEST COMEBACKS)**

- 19 Miami (Ohio), 53-34, 16:27 in second half, (won, 77-71) 11/21/00
- 18 Miami (Ohio), 14:35 in second half, (won, 108-102, OT) 12/21/02
- 18 Middle Tenn., 31-13, 3:54 in first half, (won, 68-66) 1/8/89
- 17 Oregon State, 38-21, 2:29 in first half (won 73-70) 11/25/04
- 17 WKU, 30-47, 17:09 in second half, (won 76-63) 12/22/03
- 17 Villanova, 19-2, 11:52 in first half (won 63-54) 12/29/96
- 16 Florida, 30-14, 8:09 in second quarter (won 81-75) 01/15/23
- 16 Louisville, 32-16, 6:44 in first half (won 77-68) 12/7/14
- 16 South Carolina, 30-46 in second half, (won, 78-74) 2/14/13
- 16 Vanderbilt, 53-37, 11:19 in second half (won, 74-68) 1/6/89
- 16 Ole Miss, 24-8, 6:51 in first half (won, 69-61) 2/8/07
- 15 South Carolina, 45-30, 4:45 in third quarter (won, 64-62) 03/06/22
- 15 Mississippi State, 72-57, 7:10 in fourth quarter (won, 81-74) 2/15/22
- 15 Mississippi State, 54-39, 15:18 in second half (won, 76-67) 3/6/15
- 14 Baylor, 40-26, 18:31 in the second half (won, 74-64) 11/17/14
- 14 Louisville, 21-7, 11:16 in first half (won 69-64) 12/1/13
- 14 Louisville, 35-21, 15:08 in second half (won, 48-47) 2/2/12
- 14 Florida, 20-6, 12:46 in first half (won, 71-67) 3/2/12
- 14 Mississippi St., 40-26, 18:52 in second half (won, 76-65) 3/6/10
- 14 Xavier, 40-26, 18:49 in second half (won, 67-62) 3/24/05
- 14 Toledo, 32-18, 5:43 in second half (won, 85-76) 3/24/90
- 14 Auburn, 22-8, 8:36 in first half (won 91-90 2OT) 2/2/86
- 14 Indiana, 28-14, 6:44 in second quarter (won 72-68) 12/6/2020

# RUPP ARENA RECORDS

## SINGLE-GAME ATTENDANCE RECORDS - RUPP ARENA

Since 1978 -

1.	23,706	#2/2 Duke	12/22/13
2.	22,075	#8/9 Baylor	11/17/14
3.	18,488	DePaul	12/7/12
4.	17,150	#13 Duke	12/20/15
5.	14,508	#6/5 Duke	12/8/11
6.	14,425	Louisville	12/10/15
7.	13,689	#1 Tennessee	1/26/06
8.	13,225	Arizona State	12/11/16
9.	11,256	#7 Louisville	12/15/19
10.	10,390	#7 Rutgers	1/12/80
11.	10,192	Louisville	12/28/05
12.	10,031	Florida	02/03/19
13.	9,120	Alabama	2/26/06
14.	8,921	#7 Tennessee	12/31/17
15.	8,335	#9 LSU	1/27/08
16.	7,297	RV/#24 Louisville	12/11/22
17.	7,128	Arkansas	2/18/07
18.	7,126	#11 Georgia	2/15/07
19.	6,629	Auburn	1/19/06
20.	6,521	#10 South Carolina	1/21/18

- Rupp Arena is entering its 48th season in 2023-24.
- Because of the \$82 million renovation going on at Memorial Coliseum throughout the season, the women's basketball program (alongside gymnastics and volleyball) will play majority of its games inside Rupp Arena in 2023-24. That includes 12 games - four nonconference games and all eight Southeastern Conference games.
- The Wildcats usually play at least one game inside Rupp Arena each season, giving Big Blue Nation a unique opportunity to see and experience a game inside the stunning arena but at a more affordable cost.
- A center-hung scoreboard, ribbon boards, a new sound system and lighting were installed over 2014-15 and 2015-16. Chair-back seating was installed in the upper-sideline area prior to 2019-20. Two club areas for season ticket holders opened in 2021-22, with a third opening during 2022-23.
- Following renovations in 2019, capacity was lowered to 20,500.
- In 2013-14, UK women's basketball set the new single-game attendance record when 23,706 fans saw Kentucky face No. 2 Duke in Rupp Arena on Dec. 22, 2013. The attendance marked the largest crowd ever to see a college women's basketball game in the Commonwealth — the previous mark was 22,152 for the first Kentucky-Louisville game played in the KFC Yum! Center on Dec. 5, 2010.

## RUPP ARENA ALL-TIME HOME RECORD - 31-22 (.585)

### 1977 (0-1)

Feb. 14	Northern	83-89	Lost
---------	----------	-------	------

### 1979 (1-0)

Feb. 10	Detroit-Mercy	80-61	Won
---------	---------------	-------	-----

### 1979-80 (3-0)

Dec. 8	Carson-Newman	96-58	Won
Dec. 15	Indiana	102-52	Won
Jan. 12	Rutgers	97-78	Won

### 1980 (1-0)

Dec. 13	Carson-Newman	93-54	Won
---------	---------------	-------	-----

### 1981 (1-0)

Dec. 8	Indiana	83-68	Won
--------	---------	-------	-----

### 1984 (1-0)

Nov. 27	Ohio State	74-61	Won
---------	------------	-------	-----

### 1986 (0-1)

Jan. 8	Ole Miss	69-72	Lost
--------	----------	-------	------

### 1989-90 (1-1)

Dec. 4	Indiana	76-48	Won
Jan. 27	Ole Miss	64-71	Lost

### 1990 (1-0)

Dec. 15	Dayton	95-68	Won
---------	--------	-------	-----

### 1995 (1-0)

Jan. 4	Florida	63-55	Won
--------	---------	-------	-----

### 2002-03 (1-0)

Jan. 2	Marshall	75-42	Won
--------	----------	-------	-----

### 2003-04 (1-1)

Nov. 25	North Carolina	59-75	Lost
Dec. 3	Louisville	84-80 (OT)	Won

### 2004-05 (3-0)

Dec. 21	Nicholls State	106-51	Won
Dec. 30	Wake Forest	66-61	Won
Jan. 13	Georgia	71-63	Won

### 2005-06 (2-2)

Dec. 28	Louisville	55-64	Lost
Jan. 19	Auburn	57-71	Lost
Jan. 26	Tennessee	66-63	Won
Feb. 26	Alabama	80-60	Won

### 2006-07 (2-2)

Dec. 17	Ark-Pine Bluff	83-46	Won
Jan. 25	Mississippi State	75-83 (2OT)	Lost
Feb. 15	Georgia	72-82 (OT)	Lost
Feb. 18	Arkansas	87-60	Won

### 2007-08 (1-4)

Nov. 30	WKU	74-78 (OT)	Lost
Dec. 20	Louisville	65-80	Lost
Jan. 27	LSU	46-72	Lost
Feb. 7	Ole Miss	69-54	Won
March 2	South Carolina	57-65	Lost

### 2011-12 (1-0)

Dec. 8	Duke	72-65	Won
--------	------	-------	-----

### 2012-13 (1-0)

Dec. 7	DePaul	96-64	Won
--------	--------	-------	-----

### 2013-14 (0-1)

Dec. 22	Duke	61-69	Lost
---------	------	-------	------

### 2014-15 (1-0)

Nov. 17	Baylor	74-64	Won
---------	--------	-------	-----

### 2015-16 (2-0)

Dec. 10	Louisville	72-54	Won
Dec. 20	Duke	71-61	Won
Mar. 25	Washington	72-85	Lost*

### 2016-17 (0-1)

Dec. 11	Arizona State	73-71ot	Lost
---------	---------------	---------	------

### 2017-18 (0-3)

Dec. 31	Tennessee	63-49	Loss
Jan. 21	South Carolina	81-64	Loss
Feb. 4	LSU	72-70	Loss

### 2018-19 (2-0)

Nov. 15	Virginia	63-51	Won
Feb. 3	Florida	62-51	Won

### 2019-20 (1-1)

Dec. 11	Winthrop	91-36	Won
Dec. 15	Louisville	67-66	Loss

### 2020-21 (2-0)

Jan. 28	Alabama	81-68	Won
Feb. 11	Tennessee	71-56	Won

### 2021-22 (0-2)

Dec. 9	DePaul	94-85	Loss
Jan. 23	Ole Miss	63-54	Loss

### 2022-23 (0-2)

Dec. 11	Louisville	86-72	Loss
Jan. 8	LSU	67-48	Loss

### 2023-24 (1-0)

Nov. 11	USC Upstate	82-54	Won
---------	-------------	-------	-----

\*Note: The Washington game in 2015-16 is not allowed to count towards UK's home record since it was an NCAA Regional.

**WHEN WAS THE LAST TIME ...**

**SCORING**

**A player scored 40+ points:** 43, Rhyne Howard, at Alabama, 1-9-20  
**A player scored 30+ points:** 33, Ajae Petty vs. Tennessee Tech, 12/3/23  
**A player scored 25+ points:** 33, Ajae Petty vs. Tennessee Tech, 12/3/23  
**A player scored 20+ points:** 33, Ajae Petty vs. Tennessee Tech, 12/3/23  
**Player came off the bench to score 20 or more points:** 21, Robyn Benton at Texas A&M, 2-23-23  
**Two players score 20 or more points in a game:** 24, Robyn Benton; 22, Jada Walker at Mississippi State, 1-22-23  
**Three players had 20 or more points in a game:** vs. Morehead St., 11-18-15 (28, Alexis Jennings; 22, Janee Thompson; 21 Makayla Epps)  
**Two players score 30 points or more in a game:** n/a  
**A player record five or more consecutive 20-plus point games:** 8 by Rhyne Howard (20 at Arkansas, 2-9-20; 26 vs. MSU, 2-16-20; 21 at Ole Miss, 2-20-20; 24 vs. SC, 2-23-20; 25 vs. UGA, 2-27-20; 26 at VU, 3-1-20; 24 vs. Tennessee, 3-6-20; 26 vs. Miss. St., 3-7-20)  
**A player record four or more consecutive 20-plus point games:** 4 by Rhyne Howard (24 vs. Ole Miss, 1-23-22; 29 at Auburn, 1-25-22; 25 at Vanderbilt, 1-27-22; 23 at LSU, 1-30-22)  
**A player record three or more consecutive 20-plus point games:** 3 by Dre'una Edwards (24 at Alabama, 2-13-22; 23 vs. Miss. State, 2-15-22; 20 vs. Vanderbilt, 2-17-22)  
**A player record back-to-back 20-plus point games:** Robyn Benton (29, at Florida, 1-15-23; 24, at Mississippi State, 1-22-23)  
**A player record four or more consecutive 25-plus point games:** 5 by Rhyne Howard (26 vs. UofL, 12-15-19; 29 at Cal, 12-21-19; 28 at South Carolina, 1-2-20; 37 vs. Tennessee, 1-5-20; 43 at Alabama, 1-9-20)  
**A player record back-to-back 30-plus point games:** Rhyne Howard 37 vs. Tennessee, 1-5-20; 43 at Alabama, 1-9-20  
**A player score 20+ points in the 1st half:** 24, Rhyne Howard vs. Auburn, 2-27-22  
**A player score 20+ points in the 2nd half and OT:** 20, Dre'una Edwards at Mizzou, 2-24-22  
**A player hit a last-second shot to win the game:** Eniya Russell vs. Boston College, 11-30-23 (hit the game-winning layup with 00.05 remaining in the contest to put Kentucky up 83-81)  
**A freshman score 25 points or more:** 25, Rhyne Howard vs. Missouri, 3-8-19  
**All five starters in double figures:** vs. ETSU, 11-7-23  
**No player scored in double figures:** vs. NC State, 11-23-25

**DOUBLE-DOUBLES**

**A player record a double-double:** Ajae Petty (33pts/15rbs) vs. Tennessee Tech, 12-3-23  
**10-20 Game:** Evelyn Akhator (14pts/23rbs) vs. Ohio State, 3-19-17  
**20-20 Game:** Valerie Still (42 pts/20 rbs) vs. Charleston, 12-19-82  
**20-10 Game:** Ajae Petty (33pts/15rbs) vs. Tennessee Tech, 12-3-23  
**30-10 Game:** Ajae Petty (33pts/15rbs) vs. Tennessee Tech, 12-3-23  
**30-15 Game:** Ajae Petty (33pts/15rbs) vs. Tennessee Tech, 12-3-23  
**More than one player with a double-double in the same game:** Rhyne Howard (19pts/12rbs) and Dre'una Edwards (30pts/10rbs) at Mizzou, 2-24-22  
**Three players with a double-double in the same game:** Alexis Jennings (28pts, 13rbs), Evelyn Akhator (12pts, 16rbs), Makayla Epps (21pts, 11rbs, 12asts) vs. Morehead State, 11-18-15  
**A player record back-to-back double-doubles:** Ajae Petty (19pts/14rbs) vs. Austin Peay, 11-14-23; (15pts/13rbs) at FGCU, 11-19-23  
**More than one player record back-to-back double-doubles:** Rhyne Howard (29pts/10rbs) and Dre'una Edwards (17pts/13rbs) at Arkansas, 2-20-22; Rhyne Howard (19pts/12rbs) and Dre'una Edwards (30pts/10rbs) at Mizzou, 2-24-22

**Double-Double in Points and Rebs:** Ajae Petty (33pts/15rbs) vs. Tennessee Tech, 12-3-23  
**Double-Double in Points and Assists:** Jada Walker (21pts/10asts) vs. Coastal Carolina, 11-13-22  
**Double-Double in Points and Blocks:** n/a  
**Double-Double in Points and Steals:** Chasity Patterson (17pts/10stls) vs. Wofford, 12-19-30  
**A player record four or more consecutive double-doubles:** 5 by Dre'una Edwards (11pts/12rbs) vs. SC Upstate, 12-19-21; (14pts/14rbs) vs. UofL, 12-12-21, (17pts/11rbs) vs. Merrimack, 12-5-21, (19pts/10rbs) vs. WVU, 12-1-21, (122pts/11rbs) vs. La Salle, 11-27-21  
**A player record five or more consecutive double-doubles:** 5 by Dre'una Edwards (11pts/12rbs) vs. SC Upstate, 12-19-21; (14pts/14rbs) vs. UofL, 12-12-21, (17pts/11rbs) vs. Merrimack, 12-5-21, (19pts/10rbs) vs. WVU, 12-1-21, (122pts/11rbs) vs. La Salle, 11-27-21  
**A player record a triple-double in a game:** (3rd in school history) Rhyne Howard, vs. Winthrop, (22pts, 10ast, 10 rbs) 11-21-21

**FIELD GOALS**

**Made 12 FG in a game:** 13, Ajae Petty vs. Tennessee Tech, 12-3-23  
**Made 13 FG in a game:** 13, Ajae Petty vs. Tennessee Tech, 12-3-23  
**Made 14 FG in a game:** 14, Dre'una Edwards at Mizzou, 2-24-22  
**Made 15 FG in a game:** 18, Makayla Epps vs. Mississippi State, 1-12-15  
**Made 16 FG in a game:** 18, Makayla Epps vs. Mississippi State, 1-12-15  
**Made 17 FG in a game:** 18, Makayla Epps vs. Mississippi State, 1-12-15  
**Made 18 FG in a game:** 18, Makayla Epps vs. Mississippi State, 1-12-15  
**A player record a perfect game (at least five FGs made):** Makayla Epps vs. Middle Tennessee, 12-12-14 (6-of-6 FGs)  
**5 or more players score in double figures:** 5 vs. USC Upstate (11-11-23) - Ajae Petty (19), Eniya Russell (14), Maddie Scherr (12), Brooklynn Miles (10), Zennia Thomas (10)  
**6 or more players score in double figures:** 6 vs. WCU (12-18-18) - Wyatt (16), Morris (13), Howard (18), Murray (11), Paschal (11), Roper (12)  
**7 or more players score in double figures:** 8 vs. Lipscomb (11-21-13) - Stallworth (14), Walker (10), Thompson (16), Goss (18), Evans (12), O'Neill (11), Pinkett (15), Harper (12)

**FIELD GOALS ATTEMPTED**

**Attempted 29 FG in a game:** 30, Makayla Epps vs. Miss. State, 1-12-15  
**Attempted 28 FG in a game:** 30, Makayla Epps vs. Miss. State, 1-12-15  
**Attempted 27 FG in a game:** 27, Rhyne Howard vs. Tennessee, 1-5-20  
**Attempted 26 FG in a game:** 26, Rhyne Howard at Ole Miss, 2-4-21  
**Attempted 25 FG in a game:** 25, Rhyne Howard vs. Ole Miss, 2-28-21  
**Attempted 24 FG in a game:** 24, Rhyne Howard vs. Georgia, 3-5-21  
**Attempted 23 FG in a game:** 23, Rhyne Howard vs. Ole Miss, 1-23-22  
**Attempted 22 FG in a game:** 22, Robyn Benton vs. Ohio, 12-21-22  
**Attempted 21 FG in a game:** 21, Maddie Scherr vs. Tennessee, 2-26-23  
**Attempted 20 FG in a game:** 21, Maddie Scherr vs. Tennessee, 2-26-23

**THREE-POINTERS**

**A player with 5 in a game:** 5, Maddie Scherr vs. NC State, 11-25-23  
**A player with 6 in a game:** 6, Rhyne Howard vs. LSU, 3-4-22  
**A player with 7 in a game:** \*8, Rhyne Howard vs. Auburn, 2-27-22  
**A player with 8 in a game:** \*8, Rhyne Howard vs. Auburn, 2-27-22  
**Attempted 10 or more in a game:** 13, Rhyne Howard vs. Auburn, 2-27-22  
**Made 7+ in back-to-back games:** \*7, Rhyne Howard vs. Tennessee, 1-5-20; 7, Rhyne Howard at Alabama, 1-9-20

**FREE THROWS**

**Made 10 FT in a game:** 13, Robyn Benton at South Carolina, 2-2-23  
**Made 11 FT in a game:** 13, Robyn Benton at South Carolina, 2-2-23



## WHEN WAS THE LAST TIME ...

**Made 12 FT in a game:** 13, Robyn Benton at South Carolina, 2-2-23  
**Made 13+ FT in a game:** 13, Robyn Benton at South Carolina, 2-2-23  
**Attempted 10 FT in a game:** 14, Robyn Benton at South Carolina, 2-2-23  
**Attempted 11 FT in a game:** 14, Robyn Benton at South Carolina, 2-2-23  
**Attempted 12 FT in a game:** 14, Robyn Benton at South Carolina, 2-2-23  
**Attempted 15+ FTs in a game:** 15, Makayla Epps vs. Miami, 11-11-16  
**Hit 100% (10+ attempts):** 10-of-10, Robyn Benton at Florida, 1-15-23

### REBOUNDS

**A player with 10+ rebounds:** 15, Ajae Petty vs. Tennessee Tech, 12-3-23  
**A player with 11+ rebounds:** 15, Ajae Petty vs. Tennessee Tech, 12-3-23  
**A player with 12+ rebounds:** 15, Ajae Petty vs. Tennessee Tech, 12-3-23  
**A player with 13+ rebounds:** 15, Ajae Petty vs. Tenn. Tech, 12-3-23  
**A player with 14+ rebounds:** 15, Ajae Petty vs. Tenn. Tech, 12-3-23  
**A player with 15+ rebounds:** 15, Ajae Petty vs. Tenn. Tech, 12-3-23  
**A player with 16+ rebounds:** 17, Adebola Adeyeye vs. Florida, 3-1-23  
**A player with 17+ rebounds:** 17, Adebola Adeyeye vs. Florida, 3-1-23  
**A player with 18+ rebounds:** 23, Evelyn Akhator vs. Ohio St., 3-19-17  
**A player with 19+ rebounds:** 23, Evelyn Akhator vs. Ohio St., 3-19-17  
**A player with 20+ rebounds:** 23, Evelyn Akhator vs. Ohio St., 3-19-17  
**A player with 21+ rebounds:** 23, Evelyn Akhator vs. Ohio St., 3-19-17  
**A player with 25+ rebounds:** \*27, Valerie Still vs. National College, 2-9-82  
**A player with back-to-back games with 15+ rebounds:** Evelyn Akhator  
 15 rebs at Alabama (1-12-17); 16 rebs vs. Georgia (1-15-17)  
**10+ Rebs in 3 consecutive games:** 3, Rhyne Howard (Jan. 27-Feb. 6, 2022)  
**10+ Rebs in four consecutive games:** 5, Dre'una Edwards (Nov. 27-Dec. 19,  
 2022)  
**10+ Rebs in five consecutive games:** 5, Dre'una Edwards (Nov. 27-Dec. 19,  
 2022)  
**10+ Rebs in six consecutive games:** 7, Eleia Roddy (2008)  
**Two players grab 10+ rebounds in a game:** 12, Rhyne Howard and 10,  
 Dre'una Edwards at Mizzou, 2-24-22  
**Three players grab 10+ rebounds in a game:** 16, Akhator; 13, Jennings;  
 11, Epps vs. Morehead State, 11-18-15

### ASSISTS

**A player with 8+ assists in a game:** 8, Maddie Scherr, 1-29-23  
**A player with 9+ assists in a game:** 11, Maddie Scherr, 11-23-22  
**A player with 10+ assists in a game:** 11, Maddie Scherr, 11-23-22  
**A player with 11+ assists in a game:** 11, Maddie Scherr, 11-23-22  
**A player with 12+ assists in a game:** 12, Makayla Epps vs. Morehead  
 State, 11-18-15

### BLOCKS

**A player with 5 or more blocks in a game:** 6, Maddie Scherr vs.  
 Alabama, 3-2-23  
**A player with 6 or more blocks in a game:** 6, Maddie Scherr vs.  
 Alabama, 3-2-23  
**A player with 7 or more blocks in a game:** \*7, DeNesha Stallworth  
 vs. Texas A&M, 2-18-13

### STEALS

**A player with 5 steals in a game:** 6, Jada Walker vs. Alabama, 3-2-23  
**A player with 6 steals in a game:** 6, Jada Walker vs. Alabama, 3-2-23  
**A player with 7 steals in a game:** 7, Rhyne Howard vs. Tennessee, 2-11-21  
**A player with 8 steals in a game:** 10, Chasity Patterson vs. Wofford, 12-19-20  
**A player with 9 steals in a game:** 10, Chasity Patterson vs. Wofford, 12-19-20  
**A player with 10 steals in a game:** 10, Chasity Patterson vs. Wofford, 12-19-20  
**A player with 11 or more steals in a game:** \*11, Leslie Nichols vs.  
 Louisville, 2-14-86

### MINUTES

**Played every minute of a game:** 40, Blair Green vs. Alabama, 3-2-23; 40,

Maddie Scherr vs. Alabama, 3-2-23  
**Played over 40 minutes:** 44, Rhyne Howard vs. TAMU, 2-6-22  
**Played over 45 minutes:** 45, Makayla Epps & Makenzie Cann at  
 Louisville, 12-4-16  
**Played over 50 minutes:** 51, Kastine Evans vs. Baylor - 4OT, 12-6-13

### FOULS

**Four or more UK players foul out in a game:** Jennifer Humphrey,  
 Sarah Elliott, Chanté Bowman, Brittany Edelen vs. Louisville, 12-3-06

### THE LAST TIME KENTUCKY...

**Won a game by 20 or more pts:** +28 (82-54) vs. USC Upstate, 11-11-23  
**Won an SEC game by 20 or more pts:** +23 (77-54) vs. Missouri, 1-29-23  
**Won a game by 30 or more pts:** +34 (90-56) vs. Merrimack, 12-5-21  
**Won an SEC game by 30 or more pts:** +42 (94-52) at Ole Miss, 2-20-20  
**Won a game by 40 or more pts:** +45 (92-47) vs. Winthrop, 11-21-21  
**Won an SEC game by 40 or more points:** +42 (94-52) at Ole Miss, 2-20-20  
**Won a game by 50 or more pts:** +61 (98-37) vs. Wofford, 12/19/20  
**Won an SEC game by 50 or more pts:** \*+53 (100-47) vs. Miss. St., 1-17-13  
**Won a game by 60 or more pts:** +61 (98-37) vs. Wofford, 12/19/20  
**Won a game by 70 or more pts:** +75 (100-25) vs. Jacksonville St., 11-15-11  
**Scored 100 pts or more in a game:** 100 vs. Evansville, 12-5-17  
**Scored 100 pts or more in an SEC game:** 108 vs. Ole Miss, 2-13-14  
**Scored 90 points or more in a game:** 95 vs. Ohio, 12-21-22  
**Scored 90 points or more in three straight games:** 96 vs. Wagner,  
 11-10-13; 103 vs. Georgia Southern, 11-13-13; 96 vs. Central  
 Michigan, 11-17-13  
**Scored 90 points or more in four straight games:** 4 - 96 vs. Wagner,  
 11-10-13; 103 vs. Georgia Southern, 11-13-13; 96 vs. Central  
 Michigan, 11-17-13, 116 vs. Lipscomb 11-12-13  
**Scored 80 points or more in a game:** 83 vs. Boston College, 11-30-23  
**Scored 50 points or more in the first half:** 50 vs. Winthrop, 11-21-21  
**Scored 50 points or more in the second half:** 50 vs. Florida, 3-1-23  
**Scored 60 points or more in first half:** 60 vs. Grambling, 12-29-13  
**Scored 60 points or more in second half:** 62 vs. Ohio, 12-21-22  
**Lost a game by 20 or more points:** -24 (64-41) vs. Cincinnati, 11-25-23  
**Lost a game by 30 or more points:** -43 (96-53) vs. Colorado, 11-24-23  
**Lost a game by 40 or more points:** -43 (96-53) vs. Colorado, 11-24-23  
**Lost an SEC game by 40 or more pts:** -44 (39-83) vs. Tennessee, 1-27-01  
**Lost a game by 50 or more points:** -72 (38-110) vs. Tennessee, 1-21-01  
**Lost a game by 60 or more points:** -72 (38-110) vs. Tennessee, 1-21-01  
**Lost a game by 70 or more points:** -72 (38-110) vs. Tennessee, 1-21-01  
**Allowed 100 points:** 103 by Arkansas, 2-3-20  
**Allowed 90 or more points:** 96 by Colorado, 11-24-23  
**Scored fewer than 50 points:** 48 at FGCU, 11-19-23  
**Scored fewer than 40 points:** 36 vs. LSU, 12-18-2005  
**Scored fewer than 25 points in a half:** 20 (1st) vs. Cincinnati, 11-25-23  
**Scored fewer than 20 points in a half:** 19 (2nd) vs. Colorado, 11-24-23  
**Held opponent to 50 points or fewer:** 50 vs. Georgia, 02-16-23  
**Held opponent to 40 points or fewer:** 44 vs. USC Upstate, 12-19-21  
**Held opponent to 30 points or fewer:** 24 by Jackson St., 11-29-15  
**Held opponent to 20 pts or fewer in the 1st half:** 19 vs. USC Upstate,  
 11-11-23  
**Held opponent to 20 pts or fewer in the 2nd half:** 16 vs. Presby., 11-9-21  
**Held SEC opp. to 20 pts or fewer in the 1st half:** 18 vs. Missouri, 1-31-21  
**Held an opponent to 10 points or fewer in the first half:** \*9 by  
 Charleston Southern, 12-10-04  
**Held an opponent to 10 points or fewer in the second half:** \*7 by  
 Jackson St., 11-29-15  
**Won a game after trailing at the half:** ETSU, 11-7-23 (30-28)  
**Won a game after trailing 10+ at the half:** Indiana, 12-6-20 (36-23)  
**Won an SEC game after trailing at the half:** vs. Alabama, 3-2-23 (32-26)  
**Won after trailing at the half at home:** ETSU, 11-7-23 (30-28)

**WHEN WAS THE LAST TIME ...**

**Won after trailing at the half on the road:** at Florida, 1-15-23 (36-30)  
**Scored 100 or more points and lost:** n/a  
**Scored 80 points or more and lost:** vs. DePaul, 12-9-21 (94-85)  
**Scored 50 points or fewer and won:** 50 at Virginia, 11-16-19  
**Game decided by one point:** at Mississippi State, 1/22/23 (77-76)  
**Game decided by two points:** vs. Boston College, 11-30-23 (83-81)  
**Game decided by three points:** vs. Auburn, 1-22-223 (L, 71-68)  
**Shot 50 percent or better vs. nonconference opponent:** 51.6% (32-of-62) vs. Boston College, 11-30-23  
**Shot 50 percent or better vs. SEC opponent:** 50.0% (27-of-54) vs. Alabama, 3-2-23  
**Shot 50 percent or better in consecutive games:** 50.9% (29-57), vs. WVU, 12-1-21; 53.7% (36-67), vs. Merrimack, 12-5-21  
**Shot 55 percent or better:** 58.2% (32-of-55) vs. UNC-Greensboro, 12-4-22  
**Shot 60 percent or better:** 64.7 vs. Alabama, 1-25-18  
**Shot 70 percent or higher in a half:** 71.4 (1st half) vs. Middle Tenn., 12-15-18  
**Shot 60 percent or higher from 3:** 60.0 vs. Middle Tenn., 12-15-18  
**Shot 30 percent or lower:** 26.1 vs. Cincinnati, 11-25-23  
**Shot 20 percent or lower:** 20.0 vs. Georgia, (12-of-60), 3-02-07  
**Shot 15 percent or lower in a half:** 13.6 (1st half) vs. USC (3-of-22), 3-2-08  
**Held an opponent to lower than 30 percent:** 26.4% (14-of-53) by Dayton, 11-23-22  
**Held an opponent to lower than 20 percent:** 15.6% (7-of-45) by Jackson State, 11-29-15  
**Held an opponent to lower than 15 percent in a half:** 8.5% (1st half) vs. Wofford, 12-19-20  
**Opponent shot 50 percent or better:** 52.4% vs. Boston College, 11-30-23  
**Opponent shot 60 percent or better:** 63.6% by South Carolina, 1-12-23  
**Opponent shot 50 percent or better in consecutive games:** Two straight - NC State, 54.8% (34-of-62), 11-23-23; Colorado, 59.7% (37-of-62), 11-24-23  
**Did not hit a 3-pointer:** vs. DePaul, 12-9-21 (0-of-14)  
**Held opponent without a 3-pointer:** South Carolina, 12-23-20 (0-of-5)  
**Held consecutive opponents without a 3-pointer:** Delaware State, 11-10-12 (0-of-0) and Baylor, 11-13-12 (0-3)  
**Opponent hit 10 or more 3-pointers:** 13 by Alabama, 2-9-23  
**Hit 10 or more 3-pointers:** 10 at Missouri, 12-29-22  
**Hit 11 or more 3-pointers:** 12 vs. Tennessee, 3-5-21  
**Hit 12 or more 3-pointers:** 12 vs. Tennessee, 3-5-21  
**Hit 13 or more 3-pointers:** 14 at Miss. State, 1-3-21  
**Hit 16 or more 3-pointers:** \*16 at Alabama, 1-9-20  
**Hit 10+ 3s in three straight games:** \*Four straight - Charlotte 10 (12/04), Samford 11 (12/08), Winthrop 13 (12/11), UofL (12/15)  
**Pulled down 60 or more rebounds:** \*67 vs. Morehead State, 11-18-15  
**Pulled down 65 or more rebounds:** \*67 vs. Morehead State, 11-18-15  
**Had 20 or more Reb. than Opp:** 23 vs. UNA, 11-11-21 (50-27)  
**Had 30 or more assists in a game:** 30 vs. Merrimack, 12-5-21  
**Had 20 or more assists in a game:** 25 vs. Ohio, 12-21-22  
**Had 20 or more assists in three straight games:** 3 - 23 vs. Auburn, 2-27-2022; 20 vs. Miss. State, 3-3-22; 20 vs. LSU, 3-4-22  
**Had 20 or more assists in four straight games:** 32 vs. Morehead St., 11-18-15; 24 vs. Colorado 11-22-15; 26 vs. Eastern Michigan 11-25-15; 22 vs. Jackson State 11-29-15  
**Had 20 or more assists in five straight games:** 26 vs. Louisville (2/23/82); 25 vs. Alabama (2/26/82); 29 vs. LSU (2/27/82), 27 vs. Tennessee (2/28/82) and 24 vs. Illinois (3/14/82)  
**Had 19 or more blocks in a game:** \*19 vs. North Carolina A&T, 12-6-05  
**Had 10 or more blocks in a game:** 10 vs. WVU, 12-1-21  
**Opponent had 10 or more blocks in a game:** 14 at S. Carolina, 2-2-23  
**Had 15 or more steals in a game:** 17 at Florida, 1-15-23

**Had 20 or more steals in a game:** 23 vs. Alabama State, 11-7-18  
**Had 25 or more steals in a game:** \*28 vs. West Virginia, 12-12-93  
**Opponent had 15 or more steals in a game:** 16 by Colorado, 11-24-23  
**Forced 30 or more turnovers in a game:** 32 vs. Coastal Carolina, 11-11-22  
**Forced 30 or more turnovers in an SEC game:** 31 vs. Tennessee, 3-3-13  
**Forced 40 or more turnovers in a game:** 43 vs. Alabama State, 11-7-18  
**Committed 30 or more turnovers in a game:** 30 at Florida, 1-31-16  
**Committed 30 or more turnovers and won:** 34 vs. Green Bay, 3-19-12  
**Committed five turnovers or fewer:** 5 vs. NC State, 3-25-19  
**Committed 10 turnovers or fewer in a noncon game:** 7 vs. ETSU, 11/7/23  
**Committed 10 turnovers or fewer in an SEC game:** 7 vs. Tennessee, 3-5-21  
**Opponent committed fewer than 10 turnovers:** 9 by Cincinnati, 11-25-23  
**Attempted 40 FT:** 42 vs. Tennessee St., 3-20-15  
**Attempted fewer than five FT:** 4 vs. Murray State, 12-16-22  
**Made 30 FT:** 31 vs. Tennessee St., 3-20-15  
**Made 40 FT:** 49\* vs. Baylor, 12-6-13  
**Hit 100 percent from the free-throw line (min. 10 made):** \*12-of-12 vs. Missouri, 1-13-13  
**Won an overtime game:** at Miss. State, 1-3-21, (92-86) (A) 1OT  
**Lost an overtime game:** vs. Missouri, 3-8-19 (70-68) (N) 1OT  
**Played a double-overtime game:** vs. Miss. State, 2-12-15 (92-90) (H)  
**Played a triple-overtime game:** vs. Baylor, 12-6-13 (133-130) (N) 4OT  
**Played a quadruple-overtime game:** vs. Baylor, 12-6-13 (133-130) (N) 4OT  
**Started three freshmen in a game:** (Evans, Conwright, Drake) vs. UTC, 12-11-10  
**Started four freshmen in a game:** (Mendeng, Helm, Hawthorne, Stoglin) vs. Tennessee, 1-27-2001  
**Defeated a Top-5 opponent:** 3-6-22 - NR UK 64 - #1/1 vs. S. Carolina 62 (N) - SEC Tournament Championship  
**Defeated a Top-10 opponent:** 3-6-22 - NR UK 64 - #1/1 vs. S. Carolina 62 (N) - SEC Tournament Championship  
**Defeated a Top-25 opponent:** 3-6-22 - NR UK 64 - #1/1 vs. S. Carolina 62 (N) - SEC Tournament Championship  
**Defeated a Top-25 non-conference opponent at home:** 1-6-22 - #21/20 UK 84 - vs. #15/14 Georgia 76 (H)  
**Defeated a Top-25 non-conference opponent on the road:** 11-15-15 - #17/18 UK 68 - #15/15 Arizona State 64 (A)  
**Defeated a Top-25 opponent at a neutral site:** 3-6-22 - NR UK 64 - #1/1 vs. S. Carolina 62 (N) - SEC Tournament Championship  
**Defeated a Top-10 SEC opponent at home:** 2-11-21 - #20/18 UK 71 - vs. #16/19 Tennessee 64 (H)  
**Defeated a Top-25 SEC opponent at home:** 1-6-22- #21/20 UK 84 - vs. #15/14 Georgia 76 (H)  
**Defeated a Top-25 opponent on the road:** 2-25-21- #19/17 UK 62 - vs. #17/18 Georgia 58 (A)  
**Defeated a Top-25 SEC opponent on the road:** 1-3-21- #13/11 UK 92 - vs. #12/13 Mississippi State 86 (A)  
**Defeated a Top-10 opponent on the road:** 12-7-14 - UK 77 - #7/7 Louisville 68 (A)  
**Defeated a Top-10 SEC opponent on the road:** 2-16-14 - UK 75 - #8/8 Tennessee 71 (A)  
**Was defeated by an unranked opp. (while ranked) at home:** vs. Ole Miss (63-54), 1-23-22 (#23/22)  
**Was defeated by an unranked opp. (while ranked) on the road:** at Ole Miss (60-72), 2-4-21 (#15/14)  
**Was defeated by an unranked opp. (while ranked) at a neutral site:** vs. Iowa (86-72), 3-23-21 (#18/19)

\* Denotes a school record

## MISCELLANEOUS AND SPECIALTY STATS

### LEADING SCORER

Ajae Petty	4
Eniya Russell	3
Amiya Jenkins	2
Maddie Scherr	1
Saniah Tyler	1

### LEADING REBOUNDER

Ajae Petty	8
Eniya Russell	1
Amiya Jenkins	1
Emma King	1

### LEADER IN ASSISTS

Brooklynn Miles	5
Maddie Scherr	2
Cassidy Rowe	2

### CHARGES DRAWN

Kentucky	18
Cassidy Rowe	7
Emma King	5
Saniah Tyler	3
Eniya Russell	1
Zennia Thomas	1
Janae Walker	1
Opponent	7

### 10-SEC. BACKCOURT VIOLATION FORCED

Kentucky	--
Opponent	--

### 5-SEC. OUT-OF-BOUNDS CALLS FORCED

Kentucky	--
Opponent	--

### SHOT CLOCK VIOLATIONS FORCED

Kentucky	6
Opponent	8

### 20-POINT SCORING GAMES

Maddie Scherr	1
Eniya Russell	1
Ajae Petty	1

### 30-POINT SCORING GAMES

Ajae Petty	1
------------	---

### 40-POINT SCORING GAMES

--	--
----	----

### DOUBLE-FIGURE SCORING GAMES

Ajae Petty	7
Maddie Scherr	5
Eniya Russell	5
Saniah Tyler	4
Brooklynn Miles	2
Amiya Jenkins	2
Zennia Thomas	1
Emma King	1

### DOUBLE-FIGURE REBOUND GAMES

Ajae Petty	4
------------	---

### 20-PLUS REBOUNDING GAMES

--	--
----	----

### SEASON DOUBLE-DOUBLES

Ajae Petty	4
------------	---

### TECHNICAL FOULS

Kentucky	2
Zennia Thomas	2
Opponent	2

### UK'S FIRST SUBSTITUTION

Eniya Russell	4
Zennia Thomas	3
Emma King	2
Cassidy Rowe	1

### FIRST TO SCORE

Ajae Petty	3
Emma King	2
Amiya Jenkins	2
Eniya Russell	1
Saniah Tyler	1

### JUMP BALLS CONTROLLED

Kentucky	7
Opponent	2

### RUNS OF 10 OR BETTER

Kentucky	2
Opponent	9

### LARGEST HALFTIME LEAD

USC Upstate	+26
-------------	-----

### LARGEST HALFTIME LEAD (SEC)

--	--
----	----

### LARGEST HALFTIME DEFICIT

vs. NC State	-31
--------------	-----

### LARGEST HALFTIME DEFICIT (SEC)

--	--
----	----

### LARGEST UK LEAD

USC Upstate	+30
-------------	-----

### LARGEST UK WIN

USC Upstate	+28
-------------	-----

### LARGEST UK WIN (SEC)

--	--
----	----

### LARGEST UK DEFICIT

vs. Colorado	-43
--------------	-----

### LARGEST UK DEFICIT (SEC)

--	--
----	----

### LARGEST UK LOSS

vs. Colorado	-43
--------------	-----

### LARGEST UK LOSS (SEC)

--	--
----	----

### MOST CONSECUTIVE POINTS

USC Upstate	19
-------------	----

### MOST CONSECUTIVE POINTS (SEC)

--	--
----	----

### MOST CONSECUTIVE OPP. POINTS

vs. NC State	15
--------------	----

### MOST CONSECUTIVE OPP. PTS (SEC)

--	--
----	----

### LARGEST LEAD IN 1ST HALF

USC Upstate	+26
-------------	-----

### LARGEST DEFICIT IN 1ST HALF

vs. NC State	-31
--------------	-----

### LARGEST LEAD IN 2ND HALF

USC Upstate	+30
-------------	-----

### LARGEST DEFICIT IN 2ND HALF

vs. Colorado	-43
--------------	-----

### LARGEST LEAD IN LOSS

vs. Colorado	+7
--------------	----

### LARGEST 1ST HALF DEFICIT IN WIN

ETSU	-7
------	----

### LARGEST 2ND HALF DEFICIT IN WIN

ETSU	-9
------	----

### LARGEST 1ST HALF DEFICIT IN SEC WIN

--	--
----	----

### LARGEST 2ND HALF DEFICIT IN SEC WIN

--	--
----	----

### SPECIALTY STATS

PP - Points in the paint; POT - Points off turnovers; 2nd - Second-chance points; FB - Fast break points; BP - Bench points

Opponent	KENTUCKY/OPPONENT				
	PP	POT	2nd	FB	BP
ETSU	36/32	16/11	15/14	11/2	8/8
USC Upstate	58/28	21/4	15/2	11/13	28/11
Austin Peay	34/32	13/10	12/2	5/12	6/13
at FGCU	28/32	14/28	16/7	2-9	8-0
vs. 10/11 NC State	10/42	15/14	10/6	4/14	26/28
vs. 3/4 Colorado	28/56	9/42	5/11	10/23	15/34
vs. Cincinnati	4/28	0/14	5/23	9/0	4/21
Boston College	42/42	17/10	15/14	9/11	24/17
Tennessee Tech	38/18	16/12	15/14	6/0	12/23
<b>TOTAL</b>	<b>278/310</b>	<b>121/145</b>	<b>107/93</b>	<b>65/65</b>	<b>123/155</b>

### CLUTCH FREE THROWS - INDIVIDUAL/SEASON TOTALS

(final three minutes of regulation and overtime)

Player	FT-FTA	Pct.
Emma King	6-6	1.000
Eniya Russell	3-4	.750
Amiya Jenkins	5-7	.714
Brooklynn Miles	4-7	.571
Ajae Petty	4-8	.500
Zennia Thomas	2-4	.500
Saniah Tyler	1-2	.500
<b>TOTAL</b>	<b>25-38</b>	<b>.658</b>

### LONGEST WINNING STREAK

Nov. 30-Dec. 3	2
Nov. 7-Nov. 11	2

### LONGEST SEC WINNING STREAK

--	--
----	----

### LONGEST LOSING STREAK

Nov. 14-Nov. 25	5
-----------------	---

### LARGEST ROAD CROWD

at FGCU	1,863
---------	-------



**2023-24 Kentucky Women's Basketball  
Combined Team Statistics  
All games**

**Game Records**

Record	Overall	Home	Away	Neutral
ALL GAMES	4-5	4-1	0-1	0-3
CONFERENCE	0-0	0-0	0-0	0-0
NON-CONFERENCE	4-5	4-1	0-1	0-3

**Score by Periods**

Team	1st	2nd	3rd	4th	OT	TOT
Kentucky	140	139	137	156	0	572
Opponents	168	146	197	129	0	640

**Team Box Score**

No.	Player	Total			3-Point			F-Throw		Rebounds				Other				PTS	AVG			
		GP-GS	MIN	AVG	FG-FGA	FG%	3FG-3FGA	3FG%	FT-FTA	FT%	OFF	DEF	TOT	AVG	PF	DQ	A			TO	BLK	STL
13	PETTY, Ajae	9-9	249:51	27.8	53-87	.609	0-0	.000	33-58	.569	31	57	88	9.8	26	0	6	27	8	7	139	15.4
22	SCHERR, Maddie	6-6	169:10	28.2	25-72	.347	8-31	.258	26-30	.867	7	11	18	3.0	15	1	17	11	6	6	84	14.0
4	RUSSELL, Eniya	9-1	194:06	21.6	34-81	.420	3-11	.273	20-28	.714	8	23	31	3.4	24	0	15	17	3	7	91	10.1
2	TYLER, Saniah	9-8	261:38	29.1	28-98	.286	19-58	.328	4-6	.667	3	11	14	1.6	21	1	5	12	0	7	79	8.8
20	JENKINS, Amiya	7-7	185:52	26.6	22-53	.415	2-10	.200	14-23	.609	11	19	30	4.3	14	1	5	11	0	5	60	8.6
0	MILES, Brooklynn	9-9	276:16	30.7	17-42	.405	1-9	.111	17-27	.630	4	27	31	3.4	20	0	31	23	1	9	52	5.8
34	KING, Emma	9-3	214:26	23.8	14-46	.304	4-22	.182	10-11	.909	13	23	36	4.0	12	0	10	15	4	2	42	4.7
24	THOMAS, Zennia	7-1	79:07	11.3	4-14	.286	0-2	.000	6-10	.600	5	7	12	1.7	9	0	1	11	4	1	14	2.0
5	ROWE, Cassidy	9-1	127:01	14.1	2-12	.167	1-9	.111	4-6	.667	0	6	6	0.7	5	0	12	5	1	3	9	1.0
44	WALKER, Janae	5-0	40:42	8.1	1-3	.333	0-0	.000	0-0	.000	3	5	8	1.6	5	0	0	2	3	0	2	0.4
3	GRIGGS, Jordy	1-0	01:51	1.9	0-0	.000	0-0	.000	0-0	.000	0	0	0	0.0	1	0	0	2	0	0	0	0.0
Team											20	10	30					11				
<b>Total</b>		<b>9</b>	<b>1800</b>		<b>200-508</b>	<b>.394</b>	<b>38-152</b>	<b>.250</b>	<b>134-199</b>	<b>.673</b>	<b>105</b>	<b>199</b>	<b>304</b>	<b>33.8</b>	<b>152</b>	<b>3</b>	<b>102</b>	<b>147</b>	<b>30</b>	<b>47</b>	<b>572</b>	<b>63.6</b>
<b>Opponents</b>		<b>9</b>	<b>1800</b>		<b>244-534</b>	<b>.457</b>	<b>54-173</b>	<b>.312</b>	<b>96-130</b>	<b>.738</b>	<b>91</b>	<b>224</b>	<b>315</b>	<b>35.0</b>	<b>185</b>	<b>4</b>	<b>147</b>	<b>131</b>	<b>29</b>	<b>68</b>	<b>640</b>	<b>71.1</b>

**Team Statistics**

	UK	OPP
<b>Scoring</b>	<b>572</b>	<b>640</b>
Points per game	63.6	71.1
Scoring margin	-7.6	-
<b>Field goals-att</b>	<b>200-508</b>	<b>244-534</b>
Field goal pct	.394	.457
<b>3 point fg-att</b>	<b>38-152</b>	<b>54-173</b>
3-point FG pct	.250	.312
3-pt FG made per game	4.2	6.0
<b>Free throws-att</b>	<b>134-199</b>	<b>96-130</b>
Free throw pct	.673	.738
F-Throws made per game	14.9	10.7
<b>Rebounds</b>	<b>304</b>	<b>315</b>
Rebounds per game	33.8	35.0
Rebounding margin	-1.2	-
<b>Assists</b>	<b>102</b>	<b>147</b>
Assists per game	11.3	16.3
<b>Turnovers</b>	<b>147</b>	<b>131</b>
Turnovers per game	16.3	14.6
Turnover margin	-1.8	-
Assist/turnover ratio	0.7	1.1
<b>Steals</b>	<b>47</b>	<b>68</b>
Steals per game	5.2	7.6
<b>Blocks</b>	<b>30</b>	<b>29</b>
Blocks per game	3.3	3.2
<b>Winning streak</b>	<b>2</b>	<b>-</b>
Home win streak	2	-
<b>Attendance</b>	<b>5192</b>	<b>1863</b>
Home games-Avg/Game	5-1038	1-1863
Neutral site-Avg/Game	-	3-691

**Team Results**

Date	Opponent	W/L	Score	Att.
11/07/2023	ETSU	W	74-66	1139
11/11/2023	USC Upstate	W	82-54	1465
11/14/2023	Austin Peay	L	63-68	935
11/19/2023	at FGCU	L	48-59	1863
11/23/2023	vs NC State	L	55-84	624
11/24/2023	vs Colorado	L	53-96	524
11/25/2023	vs Cincinnati	L	41-65	924
11/30/2023	Boston College	W	83-81	910
12/03/2023	Tennessee Tech	W	73-67	743

2023-24 GAME-BY-GAME BOX SCORES

EXH KENTUCKY 88, KENTUCKY STATE 71 - FINAL

Nov. 1, 2023 • Lexington, Ky. (Rupp Arena)

Box score for Kentucky 88 vs Kentucky State 71. Includes player stats for 23 players and team totals.

1 KENTUCKY 74, ETSU 66 - FINAL

Nov. 7, 2023 • Lexington, Ky. (Clive M. Beck Center)

Box score for Kentucky 74 vs ETSU 66. Includes player stats for 23 players and team totals.

2 KENTUCKY 82, USC UPSTATE 54 - FINAL

Nov. 11, 2023 • Lexington, Ky. (Rupp Arena)

Box score for Kentucky 82 vs USC Upstate 54. Includes player stats for 23 players and team totals.

Box score for Kentucky 88 vs Kentucky State 71 (continued).

Box score for Kentucky 74 vs ETSU 66 (continued).

Box score for Kentucky 82 vs USC Upstate 54 (continued).

Summary statistics for Kentucky 88 vs Kentucky State 71.

Summary statistics for Kentucky 74 vs ETSU 66.

Summary statistics for Kentucky 82 vs USC Upstate 54.

3 AUSTIN PEAY 68, KENTUCKY 63 - FINAL

Nov. 14, 2023 • Georgetown, Ky. (Davis-Reid Alumni Gym)

Box score for Austin Peay 68 vs Kentucky 63. Includes player stats for 23 players and team totals.

4 FGCU 59, KENTUCKY 48 - FINAL

Nov. 19, 2023 • Fort Myers, Fla. (Alico Arena)

Box score for FGCU 59 vs Kentucky 48. Includes player stats for 23 players and team totals.

5 No. 10/16 NC STATE 84, KENTUCKY 55 - FINAL

Nov. 23, 2023 • U.S. Virgin Islands (UVI Sports & Fitness Center)

Box score for NC State 84 vs Kentucky 55. Includes player stats for 23 players and team totals.

Box score for Austin Peay 68 vs Kentucky 63 (continued).

Box score for FGCU 59 vs Kentucky 48 (continued).

Box score for NC State 84 vs Kentucky 55 (continued).

Summary statistics for Austin Peay 68 vs Kentucky 63.

Summary statistics for FGCU 59 vs Kentucky 48.

Summary statistics for NC State 84 vs Kentucky 55.

6 No. 3/4 COLORADO 96, KENTUCKY 53 - FINAL

Nov. 24, 2023 • U.S. Virgin Islands (UVI Sports & Fitness Center)

Box score for Colorado 96 vs Kentucky 53. Includes player stats for 23 players and team totals.

7 CINCINNATI 65, KENTUCKY 41 - FINAL

Nov. 25, 2023 • U.S. Virgin Islands (UVI Sports & Fitness Center)

Box score for Cincinnati 65 vs Kentucky 41. Includes player stats for 23 players and team totals.

8 No. 10/16 NC STATE 83, BOSTON COLLEGE 81 - FINAL

Nov. 30, 2023 • Lexington, Ky. (Clive M. Beck Center)

Box score for NC State 83 vs Boston College 81. Includes player stats for 23 players and team totals.

Box score for Colorado 96 vs Kentucky 53 (continued).

Box score for Cincinnati 65 vs Kentucky 41 (continued).

Box score for NC State 83 vs Boston College 81 (continued).

Summary statistics for Colorado 96 vs Kentucky 53.

Summary statistics for Cincinnati 65 vs Kentucky 41.

Summary statistics for NC State 83 vs Boston College 81.

## 2023-24 GAME-BY-GAME BOX SCORES

9

KENTUCKY 73, TENNESSEE TECH 67 - FINAL



Dec. 3, 2023 • Lexington, Ky. (Clive M. Beck Center)

Official Basketball Box Score - Final  
 Tennessee Tech at Kentucky  
 12/03/23 Clive M. Beck Center, Lexington  
 2023-24 Women's Basketball

Tennessee Tech - 67												Record: 2-5		Officials: Tasha Green, Ashley Goodie, Cara Sappie			
NO.	Name	Min	FG	SP	FT	Rebounds	Fouls	PF	AS	TS	Blocks	pts	reb	ft	ft	pts	reb
			M/A	M/A	M/A	OR	DR	TOT									
4	Anna Walker	F 19:32	3-6	1-4	7-2	1	5	6	4	1	1	4	0	2	14	0	2
5	Yaubryon Chambers	F 11:15	1-4	0-0	0-0	0	0	0	2	1	2	0	0	1	1	0	-10
2	Jennifer Sullivan	G 05:31	0-1	0-0	0-0	0	0	0	1	0	0	2	1	0	1	0	-6
10	Raegan Hunt	G 17:52	1-5	0-1	2-2	2	3	5	4	2	4	6	2	1	0	2	-4
11	Mashya Owens	G 37:43	8-16	6-12	8-8	1	4	5	2	6	20	2	3	1	1	0	-3
33	Raegan Grimes	27:42	4-11	0-0	1-1	3	1	4	3	4	9	5	2	0	0	1	-7
1	Cayla Cowart	24:49	0-5	0-2	0-0	0	2	2	0	0	0	4	1	1	0	1	-9
22	Peyton Carter	25:15	2-6	1-5	0-0	1	1	2	1	3	5	0	0	0	0	0	-5
42	Kiera Hill	21:31	3-8	0-0	0-0	2	3	5	2	0	6	0	0	0	1	0	3
14	Marilyn Plymter	08:40	1-4	1-3	0-0	0	2	2	1	0	2	1	1	1	1	0	1
Team			4	2	6	0	0	0	0	0	1						
Totals		23:46	19-27	12-13	14-23	37	23	17	67	14	13	7	7	6	1	6	

Kentucky - 73												Record: 4-5		Officials: Tasha Green, Ashley Goodie, Cara Sappie			
NO.	Name	Min	FG	SP	FT	Rebounds	Fouls	PF	AS	TS	Blocks	pts	reb	ft	ft	pts	reb
			M/A	M/A	M/A	OR	DR	TOT									
13	Alize Petty	F 20:42	13-20	0-0	7-13	3	12	15	3	12	23	1	3	1	5		
0	Bookiyra Miles	G 33:04	0-4	0-1	1-2	2	2	4	3	1	3	6	0	0	2	10	
2	Sarah Tyler	G 32:41	4-11	4-7	1-2	0	4	4	4	1	13	1	2	0	0	2	-2
5	Cassidy Rowe	G 36:12	9-2	0-2	0-0	0	0	0	2	3	6	4	1	0	0	0	3
34	Erinna King	G 27:25	3-7	0-1	0-0	3	4	7	2	6	14	2	5	0	3	1	8
4	Erinna Russell	24:34	5-12	2-3	0-0	0	3	3	0	12	5	1	1	0	1	5	
44	Janise Walker	02:25	0-0	0-0	0-0	0	0	0	0	0	0	0	0	0	0	0	-4
Team			2	1	3	0	0	0	0	0	1						
Totals		25:56	10-14	17-25	10-20	30	17	23	18	17	2	6	7	6			

TTU		UKY		Points from Turnovers		Period by Period Scoring	
1st	2nd	1st	2nd	1st	2nd	1st	2nd
0	17	10	0	2	17	21	15
18	38	18	38	15	17	17	67
0	0	0	0	0	0	0	0
2	0	0	0	0	0	0	0
00:00	38:08	00:00	38:08	00:00	38:08	00:00	38:08



# Head Coach KYRA ELZY



@UKCoachLZ



## YEAR-BY-YEAR AS HEAD COACH

Year	School	Position	Record	SEC	Postseason
2023-24	Kentucky	Head Coach	4-5	0-0	--
2022-23	Kentucky	Head Coach	12-19	2-14	SEC Tournament Quarterfinals
2021-22	Kentucky	Head Coach	19-12	8-8	SEC Tournament Champions/NCAA 1st Rd.
2020-21	Kentucky	Head Coach	18-9	9-6	SEC Tournament QF/NCAA 2nd Round
<b>Total</b>	<b>at UK</b>	<b>Head Coach</b>	<b>53-45 (.541)</b>		
	<b>vs. SEC</b>	<b>Head Coach</b>	<b>19-28 (.404)</b>		
	<b>Overall</b>	<b>Head Coach</b>	<b>53-45 (.541)</b>		

## YEAR-BY-YEAR AS ASSISTANT COACH

Year	School	Position	Record	SEC/Conf.	Postseason
2019-20	Kentucky	Associate Head Coach	22-8	10-6	SEC Tournament SF/NCAA canceled
2018-19	Kentucky	Associate Head Coach	25-8	11-5	SEC Tournament QF/NCAA 2nd Rd.
2017-18	Kentucky	Associate Head Coach	15-17	6-10	SEC Tournament QF
2016-17	Kentucky	Associate Head Coach	22-11	11-5	SEC Tournament SF/NCAA 2nd Rd.
2015-16	Tennessee	Associate Head Coach	22-14	8-8	NCAA Elite Eight
2014-15	Tennessee	Assistant Coach	30-6	15-1	SEC Reg. Season Champ./NCAA Elite Eight
2013-14	Tennessee	Assistant Coach	29-6	13-3	SEC Tournament Champ./NCAA Sweet 16
2012-13	Tennessee	Assistant Coach	27-8	14-3	SEC Reg. Season Champ./NCAA Elite Eight
2011-12	Kentucky	Associate Head Coach	28-7	13-3	SEC Reg. Season Champ./NCAA Elite Eight
2010-11	Kentucky	Associate Head Coach	25-9	11-5	SEC Tournament Finals/NCAA 2nd Rd.
2009-10	Kentucky	Assistant Coach	28-8	11-5	SEC Tournament Finals/NCAA Elite Eight
2008-09	Kentucky	Assistant Coach	16-16	5-9	WNIT Second Round
2007-08	Kansas	Assistant Coach	17-16	4-12	WNIT Third Round
2006-07	Kansas	Assistant Coach	11-20	4-12	Big 12 Tournament 2nd Rd.
2005-06	Kansas	Assistant Coach	17-13	5-11	WNIT First Round
2004-05	Kansas	Assistant Coach	12-16	5-11	Big 12 Tournament 1st Rd.
2003-04	WKU	Assistant Coach	20-14	12-2	Sun Belt Tourn. Runner-up/WNIT Third Rd.
2002-03	WKU	Assistant Coach	22-9	12-2	Sun Belt Tourn. Champ./NCAA 1st Rd.
<b>Total</b>	<b>at UK</b>	<b>Assistant Coach</b>	<b>181-94 (.658)</b>		
	<b>Overall</b>	<b>Assistant Coach</b>	<b>388-206 (.653)</b>		

### DID YOU KNOW?

- Kyra Elzy is in the Kentucky High School Basketball Hall of Fame for her storied career at Oldham County High School. During her high school days, she was a two-time All-American selection by Parade Magazine and Street & Smith and considered by some to be the best high school basketball player in Kentucky history. She led her Oldham County team to two KHSAA regional titles and a semifinal appearance in the 1993 KHSAA Sweet 16. Overall, she scored 3,000 points with 1,700 rebounds, 449 assists and 516 steals over a stellar career.
- An all-around athlete, Kyra also saw success in cross country and track and field where she was a state champion in the 400-meter dash as a junior in high school.
- Elzy holds a bachelor's degree in psychology from Tennessee in 1999 and a master's degree in cultural studies and education with an emphasis in sports psychology from UT in 2001.
- As a student-athlete at UT from 1996-2001, Elzy's game excelled under Hall of Famer Pat Summitt. A four-year letterwinner, Elzy was a member of two national championship teams (1997, 1998), a national runner-up squad (2000), four SEC regular-season championships (1998, 1999, 2000, 2001) and three SEC Tournament titles (1998, 1999, 2000).
- During her time in Knoxville, she played in 126 games and earned the Holly Warlick Defensive Player of the Year award in 1997 and the Unsung Hero Award in 1998. Elzy became just the fifth freshman in Tennessee history to start her first game as a Lady Vol when she started at guard in the 1996-97 season opener against Austin Peay. She also earned another distinction during her playing career, becoming the first UT player to earn her master's degree while still playing.

### AWARDS & HONORS

- In 2022-23, under head coach Kyra Elzy, 14-seeded Kentucky became the lowest seeded team to ever reach the Southeastern Conference Tournament Quarterfinals after it defeated 11th-seeded Florida in the first round and sixth-seeded Alabama in the second round.
  - It marked UK's 14th straight appearance in the quarterfinals, which was the longest active streak in the SEC at the time (South Carolina is second with 12).
  - After Kentucky defeated Alabama in the second round, Coach Elzy owned a 7-1 record in the SEC Tournament, which tied with Melanie Balcomb of Vanderbilt for the best eight-game start for a head coach in tournament history.
- Kyra Elzy produced the program's first ever No. 1 WNBA Draft pick in Rhyne Howard, who was taken first overall by the Atlanta Dream on April 11, 2022.
  - In the process, Elzy helped UK become one of just 16 programs in the nation to produce a No. 1 WNBA Draft Pick.
- Kyra Elzy is the only coach in program history to lead her team to back-to-back NCAA Tournaments in her first two years at the helm of the program, doing so in 2020-21 and 2021-22.
- In 2022, Kyra Elzy led the Kentucky women's basketball program to its second SEC Tournament Title in program history, and its first since 1982, when it defeated No. 1 South Carolina, 64-62, at Bridgestone Arena in Nashville, Tenn., on March 6, 2022.
  - Elzy, who holds an impressive 5-1 record in her two-year tenure in the SEC Tournament, guided UK to the championship game for the first time since 2014.
  - Elzy became the fifth coach in league history to win the tournament title in the first two seasons on the job, joining Joe Ciampi (Auburn), Jim Foster (Vanderbilt), Melanie Balcomb (Vanderbilt) and Holly Warlick (Tennessee).
  - Kentucky, who was the seventh seed at the conference tournament, became the second-lowest seed to ever win the SEC Women's Basketball Tournament.
  - Elzy's Wildcats became the only No. 7 seed in any power five conference tournament ever to defeat the No. 1, 2, and 3 seeds to earn the conference tournament title.
  - Moreover, the Wildcats became the fourth team to ever defeat the No. 1 team in the Associated Press Poll in the SEC Tournament championship game.
  - In defeating the top-ranked Gamecocks, Elzy aided UK to just its second win ever against a No. 1 team in the AP Poll.
- In just her second season at the helm of the program (2021-22), Kyra Elzy helped Kentucky to a 10-game win streak, UK's longest win streak in conference action in a decade (2011-12).
- WBCA Rookie Coach of the Year in 2021 after becoming the first UK head coach to lead their team to the NCAA Tournament in their first season at the helm.
- Named espnW National Coach of the Week on January 4, 2021, after back-to-back top-12 wins to start conference action (then-No. 10 Arkansas and then-No. 12 Mississippi State). It marked the first time Kentucky has ever earned back-to-back wins against teams ranked in the top-12 of the AP poll.
- Became the eighth head coach in UK women's basketball history as UK AD Mitch Barnhart named her head coach on Dec. 14, 2020 following the retirement of Matthew Mitchell.
- Kyra Elzy married Dexter Lander in August 2012 and the couple have one son Jackson, who was born in 2016.



# BROOKLYN MILES

#0 • GUARD • JR • 5-5

FRANKFORT, KY. / FRANKLIN COUNTY HS

## 2023-24 (JUNIOR)

Opponents	Min.	FG	3P	FT	O-D-T	PF	Pts	A	TO	Stl	Blk
Kentucky State [EXH]	28:11	2-4	0-0	5-6	1-2-3	1	9	5	3	1	0
ETSU	30:52	3-6	0-1	4-6	0-3-3	1	10	4	1	1	0
USC Upstate	26:55	4-6	0-1	2-3	0-3-3	0	10	4	1	1	0
Austin Peay	31:58	2-6	0-0	4-5	0-4-4	4	8	7	2	0	0
at FGCU	33:60	1-5	0-2	0-4	0-5-5	1	2	3	2	0	0
vs. 10/16 NC State	29:36	0-1	0-1	5-6	0-4-4	3	5	1	3	2	0
vs. 3/4 Colorado	27:11	2-3	0-0	0-0	0-3-3	3	4	1	4	1	0
vs. Cincinnati	30:31	1-4	0-1	1-1	1-3-4	2	3	2	2	0	0
Boston College	32:10	4-7	1-2	0-0	1-0-1	3	9	6	2	4	1
Tennessee Tech	33:04	0-4	0-1	1-2	2-2-4	3	1	3	6	0	0

bkk\_13

miles\_brooklyn

## EXTRA STATS ...

	23-24	Career
10+ Points	2	3
15+ Points		
20+ Points		
25+ Points		
30+ Points		
35+ Points		
40+ Points		
Made 3+ 3FG		
10+ Rebs		
Double-dbls		
3+ Assists	6	20
2+ Steals	2	10
Led UK in Pts		
Led UK in Rebs		
Led UK in Asts	5	5
Led UK in Stls	3	3
Led UK in Blks		

Minnesota
at Louisville
Furman
Lipscomb
Samford
Arkansas
at Tennessee
Vanderbilt
at South Carolina
Missouri
at Arkansas
at Alabama
Mississippi State
at Georgia
Texas A&M
at Auburn
Florida
at Mississippi State
South Carolina
Ole Miss
at LSU

## CAREER HIGHS

POINTS:	11 vs. GEORGIA STATE, 12/12/21
FGM:	4 (2X) LAST vs. BOSTON COLLEGE, 11/30/23
FGA:	7 vs. BOSTON COLLEGE, 11/30/23
FTM:	5 vs. NC STATE, 11/23/23
FTA:	6 (3X) LAST vs. NC STATE, 11/23/23
3FGM:	2 (2X) LAST vs. CHATTANOOGA, 12/27/21
3FGA:	3 (2X) LAST vs. USC UPSTATE, 11/11/23
O-REBOUNDS:	2 (5X) LAST vs. TENNESSEE TECH, 12/3/23
D-REBOUNDS:	6 vs. CHATTANOOGA, 12/27/21
TOTAL REBOUNDS:	6 vs. CHATTANOOGA, 12/27/21
ASSISTS:	7 vs. AUSTIN PEAY, 11/14/23
BLOCKS:	1 (2X) LAST vs. BOSTON COLLEGE 11/30/23
STEALS:	4 vs. BOSTON COLLEGE 11/30/23
MINUTES:	34 (2X) LAST AT FGCU, 11/19/23

## SEASON HIGHS

POINTS:	10 (2X) LAST vs. USC UPSTATE, 11/11/23
FGM:	4 (2X) LAST vs. BOSTON COLLEGE, 11/30/23
FGA:	7 vs. BOSTON COLLEGE, 11/30/23
FTM:	5 vs. NC STATE, 11/23/23
FTA:	6 (2X) LAST vs. NC STATE, 11/23/23
3FGM:	1 vs. BOSTON COLLEGE, 11/30/23
3FGA:	2 (2X) LAST vs. BOSTON COLLEGE, 11/30/23
O-REBOUNDS:	2 vs. TENNESSEE TECH, 12/3/23
D-REBOUNDS:	5 AT FGCU, 11/19/23
TOTAL REBOUNDS:	5 AT FGCU, 11/19/23
ASSISTS:	7 vs. AUSTIN PEAY, 11/14/23
BLOCKS:	1 vs. BOSTON COLLEGE, 11/30/23
STEALS:	4 vs. BOSTON COLLEGE, 11/30/23
MINUTES:	34 AT FGCU, 11/19/23

SEASON	TEAM	GP-GS	MIN/AVG	Field Goals		3-Point		F-Throws		Rebounds				Scoring						
				FG-FGA	FG%	3FG-3FGA	3FG%	FT-FTA	FT%	OFF	DEF	TOT	AVG	PF-FO	A	TO	BLK	STL	PTS	AVG
2021-22	UT	33-0	645/19.5	33-85	.388	7-31	.226	10-24	.417	17	76	93	2.8	41-0	67	59	1	29	83	2.5
2022-23	UT	23-0	165/7.2	7-15	.467	1-6	.167	4-10	.400	1	22	23	1.0	10-0	16	18	0	8	19	0.8
2023-24	UK	9-9	276/30.7	17-42	.405	1-9	.111	17-27	.630	4	27	31	3.4	20-0	31	23	1	9	52	5.8
<b>TOTAL FOR UK</b>		<b>9-9</b>	<b>276/30.7</b>	<b>17-42</b>	<b>.405</b>	<b>1-9</b>	<b>.111</b>	<b>17-27</b>	<b>.630</b>	<b>4</b>	<b>27</b>	<b>31</b>	<b>3.4</b>	<b>20-0</b>	<b>31</b>	<b>23</b>	<b>1</b>	<b>9</b>	<b>52</b>	<b>5.8</b>
<b>TOTAL</b>		<b>65-9</b>	<b>1086/16.7</b>	<b>57-142</b>	<b>.401</b>	<b>9-46</b>	<b>.196</b>	<b>31-61</b>	<b>.508</b>	<b>22</b>	<b>125</b>	<b>147</b>	<b>2.3</b>	<b>71-0</b>	<b>114</b>	<b>100</b>	<b>2</b>	<b>46</b>	<b>154</b>	<b>2.4</b>





# SANIAH TYLER

#2 • GUARD • SO • 5-6

FLORISSANT, MO. / INCARNATE WORD ACADEMY

## 2023-24 (SOPHOMORE)

Opponents	Min.	FG	3P	FT	O-D-T	PF	Pts	A	TO	Stl	Blk
Kentucky State [EXH]	24:58	4-9	2-4	2-2	1-1-2	3	12	2	0	0	1
ETSU	24:53	5-12	2-6	2-3	0-0-0	3	14	0	0	1	0
USC Upstate	31:06	3-11	1-6	1-1	0-0-0	1	8	0	1	0	0
Austin Peay	27:14	4-18	3-13	0-0	0-0-0	2	11	0	1	3	0
at FGCU	18:56	1-5	1-2	0-0	1-1-2	5	3	0	3	0	0
vs. 10/16 NC State	28:42	3-14	3-7	0-0	0-1-1	3	9	1	1	0	0
vs. 3/4 Colorado	27:25	2-7	1-5	0-0	0-2-2	1	5	0	2	0	0
vs. Cincinnati	34:15	2-11	1-8	0-0	2-1-3	2	5	0	2	0	0
Boston College	36:27	4-9	3-4	0-0	0-2-2	0	11	3	0	3	0
Tennessee Tech	32:41	4-11	4-7	1-2	0-4-4	4	13	1	2	0	0

stthepg\_

\_saniah\_tyler31

## EXTRA STATS ...

	23-24	Career
10+ Points	4	4
15+ Points		
20+ Points		
25+ Points		
30+ Points		
35+ Points		
40+ Points		
Made 3+ 3FG	4	4
10+ Rebs		
Double-dbls		
3+ Assists	1	1
2+ Steals	2	2
Led UK in Pts	1	1
Led UK in Rebs		
Led UK in Asts		
Led UK in Stls	2	2
Led UK in Blks		

Minnesota
at Louisville
Furman
Lipscomb
Samford
Arkansas
at Tennessee
Vanderbilt
at South Carolina
Missouri
at Arkansas
at Alabama
Mississippi State
at Georgia
Texas A&M
at Auburn
Florida
at Mississippi State
South Carolina
Ole Miss
at LSU

## CAREER HIGHS

POINTS:	14 vs. EAST TENNESSEE STATE, 11/7/23
FGM:	5 vs. EAST TENNESSEE STATE, 11/7/23
FGA:	18 vs. AUSTIN PEAY, 11/14/23
FTM:	2 vs. EAST TENNESSEE STATE, 11/7/23
FTA:	3 vs. EAST TENNESSEE STATE, 11/7/23
3FGM:	4 vs. TENNESSEE TECH, 12/3/23
3FGA:	13 vs. AUSTIN PEAY, 11/14/23
O-REBOUNDS:	2 vs. CINCINNATI, 11/25/23
D-REBOUNDS:	4 vs. TENNESSEE TECH, 12/3/23
TOTAL REBOUNDS:	4 vs. TENNESSEE TECH, 12/3/23
ASSISTS:	3 vs. BOSTON COLLEGE, 11/30/23
BLOCKS:	--
STEALS:	3 (2X) LAST vs. BOSTON COLLEGE, 11/30/23
MINUTES:	36 vs. BOSTON COLLEGE, 11/30/23

## SEASON HIGHS

POINTS:	14 vs. EAST TENNESSEE STATE, 11/7/23
FGM:	5 vs. EAST TENNESSEE STATE, 11/7/23
FGA:	18 vs. AUSTIN PEAY, 11/14/23
FTM:	2 vs. EAST TENNESSEE STATE, 11/7/23
FTA:	3 vs. EAST TENNESSEE STATE, 11/7/23
3FGM:	4 vs. TENNESSEE TECH, 12/3/23
3FGA:	13 vs. AUSTIN PEAY, 11/14/23
O-REBOUNDS:	2 vs. CINCINNATI, 11/25/23
D-REBOUNDS:	4 vs. TENNESSEE TECH, 12/3/23
TOTAL REBOUNDS:	4 vs. TENNESSEE TECH, 12/3/23
ASSISTS:	3 vs. BOSTON COLLEGE, 11/30/23
BLOCKS:	--
STEALS:	3 (2X) LAST vs. BOSTON COLLEGE, 11/30/23
MINUTES:	36 vs. BOSTON COLLEGE, 11/30/23

SEASON	TEAM	GP-GS	MIN/AVG	Field Goals			3-Point		F-Throws		Rebounds				Scoring					
				FG-FGA	FG%	3FG-3FGA	3FG%	FT-FTA	FT%	OFF	DEF	TOT	AVG	PF-FO	A	TO	BLK	STL	PTS	AVG
2022-23	UK	9-0	25/2.8	2-11	.182	2-7	.286	0-1	.000	0	2	2	0.2	7-0	0	1	0	2	6	0.7
2023-24	UK	9-8	262/29.1	28-98	.286	19-58	.328	4-6	.667	3	11	14	1.6	21-1	5	12	0	7	79	8.8
<b>TOTAL</b>		<b>18-8</b>	<b>287/15.9</b>	<b>30-109</b>	<b>.275</b>	<b>21-65</b>	<b>.323</b>	<b>4-7</b>	<b>.571</b>	<b>3</b>	<b>13</b>	<b>16</b>	<b>0.9</b>	<b>28-1</b>	<b>5</b>	<b>13</b>	<b>0</b>	<b>9</b>	<b>85</b>	<b>4.7</b>



# JORDY GRIGGS

#3 • GUARD • FR • 6-2

MORENO VALLEY, CALIF. / MONTVERDE ACADEMY HS

## 2023-24 (FRESHMAN)

Opponents	Min.	FG	3P	FT	O-D-T	PF	Pts	A	TO	Stl	Blk
Kentucky State [EXH]	01:57	0-0	0-0	0-0	0-0-0	0	0	0	0	0	0
ETSU					DNP						
USC Upstate	01:51	0-0	0-0	0-0	0-0-0	1	0	0	2	0	0
Austin Peay					DNP						
at FGCU					DNP						
vs. 10/16 NC State					DNP						
vs. 3/4 Colorado					DNP						
vs. Cincinnati					DNP						
Boston College					DNP						
Tennessee Tech					DNP						



jordybeballin



jordybeballin

## EXTRA STATS ...

### 23-24 Career

- 10+ Points
- 15+ Points
- 20+ Points
- 25+ Points
- 30+ Points
- 35+ Points
- 40+ Points
- Made 3+ 3FG
- 10+ Rebs
- Double-dbls
- 3+ Assists
- 2+ Steals
- Led UK in Pts
- Led UK in Rebs
- Led UK in Asts
- Led UK in Stls
- Led UK in Blks

Minnesota
at Louisville
Furman
Lipscomb
Samford
Arkansas
at Tennessee
Vanderbilt
at South Carolina
Missouri
at Arkansas
at Alabama
Mississippi State
at Georgia
Texas A&M
at Auburn
Florida
at Mississippi State
South Carolina
Ole Miss
at LSU

## CAREER HIGHS

POINTS:	--
FGM:	--
FGA:	--
FTM:	--
FTA:	--
3FGM:	--
3FGA:	--
O-REBOUNDS:	--
D-REBOUNDS:	--
TOTAL REBOUNDS:	--
ASSISTS:	--
BLOCKS:	--
STEALS:	--
MINUTES:	2 vs. USC UPSTATE, 11/11/23

## SEASON HIGHS

POINTS:	--
FGM:	--
FGA:	--
FTM:	--
FTA:	--
3FGM:	--
3FGA:	--
O-REBOUNDS:	--
D-REBOUNDS:	--
TOTAL REBOUNDS:	--
ASSISTS:	--
BLOCKS:	--
STEALS:	--
MINUTES:	2 vs. USC UPSTATE, 11/11/23

SEASON	TEAM	GP-GS	MIN/AVG	Field Goals			3-Point		F-Throws		Rebounds				Scoring					
				FG-FGA	FG%	3FG-3FGA	3FG%	FT-FTA	FT%	OFF	DEF	TOT	AVG	PF-FO	A	TO	BLK	STL	PTS	AVG
2023-24	UK	1-0	2/1.9	0-0	.000	0-0	.000	0-0	.000	0	0	0	0.0	1-0	0	2	0	0	0	0.0
<b>TOTAL</b>		<b>1-0</b>	<b>2/1.9</b>	<b>0-0</b>	<b>.000</b>	<b>0-0</b>	<b>.000</b>	<b>0-0</b>	<b>.000</b>	<b>0</b>	<b>0</b>	<b>0</b>	<b>0.0</b>	<b>1-0</b>	<b>0</b>	<b>2</b>	<b>0</b>	<b>0</b>	<b>0</b>	<b>0.0</b>



# ENIYA RUSSELL

#4 • GUARD • SR • 6-0

BALTIMORE, MD. / ST. VINCENT PALLOTTI HS / S. CAROLINA

## 2023-24 (SENIOR)

Opponents	Min.	FG	3P	FT	O-D-T	PF	Pts	A	TO	Stl	Blk
Kentucky State [EXH]	12:35	6-8	0-0	0-0	0-1-1	0	12	2	3	1	1
ETSU	19:27	2-7	0-1	1-2	0-2-2	2	5	1	0	0	0
USC Upstate	23:54	6-10	0-2	2-2	2-7-9	2	14	2	3	1	0
Austin Peay	27:50	3-14	0-1	5-6	4-3-7	2	11	1	3	0	1
at FGCU	20:59	2-8	0-1	0-0	1-2-3	2	4	1	2	2	0
vs. 10/16 NC State	16:56	4-9	1-2	0-0	1-0-1	2	9	0	1	0	0
vs. 3/4 Colorado	28:06	5-8	0-0	4-7	0-1-1	4	14	0	3	1	2
vs. Cincinnati	05:47	0-0	0-0	1-2	0-1-1	3	1	1	1	0	0
Boston College	26:34	7-13	0-1	7-9	0-4-4	4	21	4	3	2	0
Tennessee Tech	24:34	5-12	2-3	0-0	0-3-3	3	12	5	1	1	0

nixxel\_

eniyar1

## EXTRA STATS ...

	23-24	Career
10+ Points	5	9
15+ Points	1	1
20+ Points	1	1
25+ Points		
30+ Points		
35+ Points		
40+ Points		
Made 3+ 3FG		
10+ Rebs		
Double-dbls		
3+ Assists	2	8
2+ Steals	2	4
Led UK in Pts	3	3
Led UK in Rebs	1	1
Led UK in Asts		1
Led UK in Stls	2	3
Led UK in Blks	1	2

Minnesota
at Louisville
Furman
Lipscomb
Samford
Arkansas
at Tennessee
Vanderbilt
at South Carolina
Missouri
at Arkansas
at Alabama
Mississippi State
at Georgia
Texas A&M
at Auburn
Florida
at Mississippi State
South Carolina
Ole Miss
at LSU

## CAREER HIGHS

POINTS:	21 vs. BOSTON COLLEGE, 11/30/23
FGM:	7 vs. BOSTON COLLEGE, 11/30/23
FGA:	14 vs. AUSTIN PEAY, 11/14/23
FTM:	7 vs. BOSTON COLLEGE, 11/30/23
FTA:	9 vs. BOSTON COLLEGE, 11/30/23
3FGM:	2 (3x) LAST vs. TENNESSEE TECH, 12/3/23
3FGA:	3 (5x) LAST vs. TENNESSEE TECH, 12/3/23
O-REBOUNDS:	4 vs. AUSTIN PEAY, 11/14/23
D-REBOUNDS:	7 vs. USC UPSTATE, 11/11/23
TOTAL REBOUNDS:	9 vs. USC UPSTATE, 11/11/23
ASSISTS:	5 vs. TENNESSEE TECH, 12/3/23
BLOCKS:	2 vs. COLORADO, 11/24/23
STEALS:	2 (6x) LAST vs. BOSTON COLLEGE, 11/30/23
MINUTES:	28 (2x) LAST vs. COLORADO, 11/24/23

## SEASON HIGHS

POINTS:	21 vs. BOSTON COLLEGE, 11/30/23
FGM:	7 vs. BOSTON COLLEGE, 11/30/23
FGA:	14 vs. AUSTIN PEAY, 11/14/23
FTM:	7 vs. BOSTON COLLEGE, 11/30/23
FTA:	9 vs. BOSTON COLLEGE, 11/30/23
3FGM:	2 vs. TENNESSEE TECH, 12/3/23
3FGA:	3 vs. TENNESSEE TECH, 12/3/2
O-REBOUNDS:	4 vs. AUSTIN PEAY, 11/14/23
D-REBOUNDS:	7 vs. USC UPSTATE, 11/11/23
TOTAL REBOUNDS:	9 vs. USC UPSTATE, 11/11/23
ASSISTS:	5 vs. TENNESSEE TECH, 12/3/23
BLOCKS:	2 vs. COLORADO, 11/24/23
STEALS:	2 (2x) LAST vs. BOSTON COLLEGE, 11/30/23
MINUTES:	28 (2x) LAST vs. COLORADO, 11/24/23

SEASON	TEAM	GP-GS	MIN/AVG	Field Goals		3-Point		F-Throws		Rebounds				Scoring						
				FG-FGA	FG%	3FG-3FGA	3FG%	FT-FTA	FT%	OFF	DEF	TOT	AVG	PF-FO	A	TO	BLK	STL	PTS	AVG
2020-21	USC	26-0	168/6.5	22-66	.333	4-20	.200	21-35	.600	3	21	24	0.9	21-0	7	15	3	8	69	2.7
2021-22	USC	23-0	177/7.7	19-45	.422	5-12	.417	10-17	.588	5	25	30	1.3	18-0	19	16	2	4	53	2.3
2022-23	UK	23-0	256/11.1	30-87	.345	6-22	.273	20-35	.571	12	23	35	1.5	28-1	23	34	6	9	86	3.7
2023-24	UK	9-1	194/21.6	34-81	.420	3-11	.273	20-28	.714	8	23	31	3.4	24-0	15	17	3	7	91	10.1
<b>TOTAL FOR UK</b>		<b>32-1</b>	<b>450/14.1</b>	<b>64-168</b>	<b>.381</b>	<b>9-33</b>	<b>.273</b>	<b>40-63</b>	<b>.635</b>	<b>20</b>	<b>46</b>	<b>66</b>	<b>2.1</b>	<b>52-1</b>	<b>38</b>	<b>51</b>	<b>9</b>	<b>16</b>	<b>177</b>	<b>5.5</b>
<b>TOTAL</b>		<b>81-1</b>	<b>796/9.8</b>	<b>105-279</b>	<b>.376</b>	<b>18-65</b>	<b>.277</b>	<b>71-115</b>	<b>.617</b>	<b>28</b>	<b>92</b>	<b>120</b>	<b>1.5</b>	<b>91-1</b>	<b>64</b>	<b>82</b>	<b>14</b>	<b>28</b>	<b>299</b>	<b>3.7</b>



# CASSIDY ROWE

#5 • GUARD • SO • 5-5

VIRGIE, KY. / SHELBY VALLEY HS

## 2023-24 (SOPHOMORE)

Opponents	Min.	FG	3P	FT	O-D-T	PF	Pts	A	TO	Stl	Blk
Kentucky State [EXH]	17:01	0-4	0-3	0-0	0-2-2	0	0	4	1	0	0
ETSU	08:27	0-0	0-0	1-2	0-3-3	0	1	0	0	0	0
USC Upstate	15:28	0-1	0-1	0-0	0-1-1	0	0	2	1	0	1
Austin Peay	09:36	0-1	0-1	1-2	0-0-0	0	1	2	0	1	0
at FGCU	15:19	1-1	0-0	2-2	0-0-0	2	4	0	1	1	0
vs. 10/16 NC State	08:10	0-2	0-2	0-0	0-0-0	0	0	2	0	0	0
vs. 3/4 Colorado	07:57	0-2	0-1	0-0	0-2-2	0	0	0	2	0	0
vs. Cincinnati	07:24	0-1	0-1	0-0	0-0-0	0	0	0	0	0	0
Boston College	20:29	1-2	1-1	0-0	0-0-0	1	3	0	0	1	0
Tennessee Tech	34:12	0-2	0-2	0-0	0-0-0	2	0	6	1	0	0



## EXTRA STATS ...

### 23-24 Career

10+ Points		
15+ Points		
20+ Points		
25+ Points		
30+ Points		
35+ Points		
40+ Points		
Made 3+ 3FG		
10+ Rebs		
Double-dbls		
3+ Assists	1	1
2+ Steals		
Led UK in Pts		
Led UK in Rebs		
Led UK in Asts	2	3
Led UK in Stls		
Led UK in Blks	1	1

Minnesota
at Louisville
Furman
Lipscomb
Samford
Arkansas
at Tennessee
Vanderbilt
at South Carolina
Missouri
at Arkansas
at Alabama
Mississippi State
at Georgia
Texas A&M
at Auburn
Florida
at Mississippi State
South Carolina
Ole Miss
at LSU

## CAREER HIGHS

POINTS:	4 AT FGCU, 11/19/23
FGM:	1 (3x) LAST VS. BOSTON COLLEGE, 11/30/23
FGA:	2 (5x) LAST VS. TENNESSEE TECH, 12/3/23
FTM:	2 (3x) LAST AT FGCU, 11/19/23
FTA:	2 (6x) LAST AT FGCU, 11/19/23
3FGM:	1 VS. BOSTON COLLEGE, 11/30/23
3FGA:	2 (2x) LAST VS. TENNESSEE TECH, 12/3/23
O-REBOUNDS:	--
D-REBOUNDS:	3 VS. EAST TENNESSEE STATE, 11/7/23
TOTAL REBOUNDS:	3 VS. EAST TENNESSEE STATE, 11/7/23
ASSISTS:	6 VS. TENNESSEE TECH, 12/3/23
BLOCKS:	1 VS. USC UPSTATE, 11/11/23
STEALS:	1 (4x) LAST VS. BOSTON COLLEGE, 11/30/23
MINUTES:	34 VS. TENNESSEE TECH, 12/3/23

## SEASON HIGHS

POINTS:	4 AT FGCU, 11/19/23
FGM:	1 (2x) LAST VS. BOSTON COLLEGE, 11/30/23
FGA:	2 (4x) LAST VS. TENNESSEE TECH, 12/3/23
FTM:	2 AT FGCU, 11/19/23
FTA:	2 (3x) LAST AT FGCU, 11/19/23
3FGM:	1 VS. BOSTON COLLEGE, 11/30/23
3FGA:	2 (2x) LAST VS. TENNESSEE TECH, 12/3/23
O-REBOUNDS:	--
D-REBOUNDS:	3 VS. EAST TENNESSEE STATE, 11/7/23
TOTAL REBOUNDS:	3 VS. EAST TENNESSEE STATE, 11/7/23
ASSISTS:	6 VS. TENNESSEE TECH, 12/3/23
BLOCKS:	1 VS. USC UPSTATE, 11/11/23
STEALS:	1 (3x) LAST VS. BOSTON COLLEGE, 11/30/23
MINUTES:	34 VS. TENNESSEE TECH, 12/3/23

SEASON	TEAM	GP-GS	MIN/AVG	Field Goals		3-Point		F-Throws		Rebounds				Scoring						
				FG-FGA	FG%	3FG-3FGA	3FG%	FT-FTA	FT%	OFF	DEF	TOT	AVG	PF-FO	A	TO	BLK	STL	PTS	AVG
2022-23	UK	13-0	54/4.1	1-6	.167	0-3	.000	4-4	1.000	0	2	2	0.2	4-0	4	4	0	1	6	0.5
2023-24	UK	9-1	127/14.1	2-12	.167	1-9	.111	4-6	.667	0	6	6	0.7	5-0	12	5	1	3	9	1.0
<b>TOTAL</b>		<b>22-1</b>	<b>181/8.2</b>	<b>3-18</b>	<b>.167</b>	<b>1-12</b>	<b>.083</b>	<b>8-10</b>	<b>.800</b>	<b>0</b>	<b>8</b>	<b>8</b>	<b>0.4</b>	<b>9-0</b>	<b>16</b>	<b>9</b>	<b>1</b>	<b>4</b>	<b>15</b>	<b>0.7</b>



# AJAE PETTY

#13 • FORWARD • SR • 6-3

BALTIMORE, MD. / BALTIMORE POLYTECHNIC INST. / LSU

## 2023-24 (SENIOR)

Opponents	Min.	FG	3P	FT	O-D-T	PF	Pts	A	TO	Stl	Blk
Kentucky State [EXH]	28:15	8-10	0-0	3-8	5-8-13	0	19	2	2	2	1
ETSU	27:25	4-7	0-0	4-9	4-9-13	4	12	1	1	0	1
USC Upstate	18:10	9-11	0-0	1-2	2-7-9	3	19	0	2	0	0
Austin Peay	34:53	7-15	0-0	5-9	8-6-14	2	19	0	2	3	0
at FGCU	34:40	7-8	0-0	1-5	4-9-13	3	15	1	2	1	2
vs. 10/16 NC State	21:25	2-5	0-0	5-6	0-2-2	3	9	1	3	0	0
vs. 3/4 Colorado	27:01	3-5	0-0	5-9	3-4-7	2	11	2	10	2	1
vs. Cincinnati	25:41	0-4	0-0	4-4	3-4-7	3	4	0	4	0	0
Boston College	24:54	8-12	0-0	1-1	4-4-8	3	17	0	2	0	1
Tennessee Tech	35:42	13-20	0-0	7-13	3-12-15	3	33	1	1	1	3

ajaepetty

AjaePetty15

## EXTRA STATS ...

23-24 Career		Opponent
10+ Points	7	at Louisville
15+ Points	5	Furman
20+ Points	1	Lipscomb
25+ Points	1	Samford
30+ Points	1	Arkansas
35+ Points		at Tennessee
40+ Points		Vanderbilt
Made 3+ 3FG		at South Carolina
10+ Rebs	4	Missouri
Double-dbls	4	at Arkansas
3+ Assists	1	at Alabama
2+ Steals	2	Mississippi State
Led UK in Pts	4	at Georgia
Led UK in Rebs	8	Texas A&M
Led UK in Asts		at Auburn
Led UK in Stls	3	Florida
Led UK in Blks	2	at Mississippi State
		South Carolina
		Ole Miss
		at LSU

## CAREER HIGHS

POINTS:	33 vs. TENNESSEE TECH, 12/3/23
FGM:	13 vs. TENNESSEE TECH, 12/3/23
FGA:	20 vs. TENNESSEE TECH, 12/3/23
FTM:	7 vs. TENNESSEE TECH, 12/3/23
FTA:	13 vs. TENNESSEE TECH, 12/3/23
3FGM:	--
3FGA:	--
O-REBOUNDS:	8 vs. AUSTIN PEAY, 11/14/23
D-REBOUNDS:	12 vs. TENNESSEE TECH, 12/3/23
TOTAL REBOUNDS:	15 vs. TENNESSEE TECH, 12/3/23
ASSISTS:	3 vs. OHIO, 12/21/22
BLOCKS:	3 (3X) LAST vs. TENNESSEE TECH, 12/3/23
STEALS:	4 AT TEXAS A&M, 02/23/23
MINUTES:	36 vs. TENNESSEE TECH, 12/3/23

## SEASON HIGHS

POINTS:	33 vs. TENNESSEE TECH, 12/3/23
FGM:	13 vs. TENNESSEE TECH, 12/3/23
FGA:	20 vs. TENNESSEE TECH, 12/3/23
FTM:	7 vs. TENNESSEE TECH, 12/3/23
FTA:	13 vs. TENNESSEE TECH, 12/3/23
3FGM:	--
3FGA:	--
O-REBOUNDS:	8 vs. AUSTIN PEAY, 11/14/23
D-REBOUNDS:	12 vs. TENNESSEE TECH, 12/3/23
TOTAL REBOUNDS:	15 vs. TENNESSEE TECH, 12/3/23
ASSISTS:	2 vs. COLORADO, 11/24/23
BLOCKS:	3 vs. TENNESSEE TECH, 12/3/23
STEALS:	3 vs. AUSTIN PEAY, 11/14/23
MINUTES:	36 vs. TENNESSEE TECH, 12/3/23

SEASON	TEAM	GP-GS	MIN/AVG	Field Goals			3-Point		F-Throws		Rebounds				Scoring					
				FG-FGA	FG%	3FG-3FGA	3FG%	FT-FTA	FT%	OFF	DEF	TOT	AVG	PF-FO	A	TO	BLK	STL	PTS	AVG
2020-21	LSU	19-0	96/5.1	8-17	.471	0-0	.000	1-3	.333	8	10	18	0.9	11-0	1	7	2	0	17	0.9
2021-22	LSU	12-0	68/5.6	9-16	.563	0-0	.000	11-21	.524	8	21	29	2.4	6-0	1	4	4	2	29	2.4
2022-23	UK	29-0	439/15.1	71-130	.546	0-0	.000	24-54	.444	50	87	137	4.7	56-0	18	54	21	20	166	5.7
2023-24	UK	9-9	250/27.8	53-87	.609	0-0	.000	33-58	.569	31	57	88	9.8	26-0	6	27	8	7	139	15.4
<b>TOTAL FOR UK</b>	<b>38-9</b>	<b>688/18.1</b>	<b>124-217</b>	<b>.571</b>	<b>0-0</b>	<b>.000</b>	<b>57-112</b>	<b>.509</b>	<b>81</b>	<b>144</b>	<b>225</b>	<b>5.9</b>	<b>82-0</b>	<b>24</b>	<b>81</b>	<b>29</b>	<b>27</b>	<b>305</b>	<b>8.0</b>	
<b>TOTAL</b>	<b>69-9</b>	<b>852/12.4</b>	<b>141-250</b>	<b>.564</b>	<b>0-0</b>	<b>.000</b>	<b>69-136</b>	<b>.507</b>	<b>97</b>	<b>175</b>	<b>272</b>	<b>3.9</b>	<b>99-0</b>	<b>26</b>	<b>92</b>	<b>35</b>	<b>29</b>	<b>351</b>	<b>5.1</b>	



# AMIYA JENKINS

#20 • GUARD • SO • 5-10

LEXINGTON, KY. / ANDERSON COUNTY HS

## 2023-24 (SOPHOMORE)

Opponents	Min.	FG	3P	FT	O-D-T	PF	Pts	A	TO	Stl	Blk
Kentucky State [EXH]	12:20	3-4	0-0	1-2	2-2-4	0	7	2	3	1	0
ETSU	34:29	5-7	0-2	6-10	1-3-4	4	16	0	1	1	0
USC Upstate	18:50	2-5	0-0	1-3	2-2-4	1	5	0	2	2	0
Austin Peay	25:26	4-10	0-2	0-0	2-3-5	5	8	1	2	1	0
at FGCU	35:58	7-17	1-4	3-4	1-5-6	0	18	1	3	1	0
vs. 10/16 NC State	28:42	2-8	1-1	3-5	4-2-6	0	8	1	1	0	0
vs. 3/4 Colorado	20:20	2-5	0-0	1-1	1-2-3	3	5	1	1	0	0
vs. Cincinnati	22:07	0-1	0-1	0-0	0-2-2	1	0	1	1	0	0
Boston College											DNP (shoulder)
Tennessee Tech											DNP (shoulder)

itsamiyaaa

Amiy\_aaa

## EXTRA STATS ...

	23-24	Career
10+ Points	3	3
15+ Points	2	2
20+ Points		
25+ Points		
30+ Points		
35+ Points		
40+ Points		
Made 3+ 3FG		
10+ Rebs		
Double-dbls		
3+ Assists	2	2
2+ Steals	1	3
Led UK in Pts	1	1
Led UK in Rebs	1	1
Led UK in Asts		
Led UK in Stls	1	2
Led UK in Blks		

Minnesota
at Louisville
Furman
Lipscomb
Samford
Arkansas
at Tennessee
Vanderbilt
at South Carolina
Missouri
at Arkansas
at Alabama
Mississippi State
at Georgia
Texas A&M
at Auburn
Florida
at Mississippi State
South Carolina
Ole Miss
at LSU

## CAREER HIGHS

POINTS:	18 AT FGCU, 11/19/23
FGM:	7 AT FGCU, 11/19/23
FGA:	17 AT FGCU, 11/19/23
FTM:	6 vs. EAST TENNESSEE STATE, 11/7/23
FTA:	10 vs. EAST TENNESSEE STATE, 11/7/23
3FGM:	1 (4X) LAST vs. NC STATE, 11/23/23
3FGA:	4 AT FGCU, 11/19/23
O-REBOUNDS:	4 vs. NC STATE, 11/23/23
D-REBOUNDS:	6 AT VANDERBILT, 02/19/23
TOTAL REBOUNDS:	8 AT VANDERBILT, 02/19/23
ASSISTS:	3 (2X) LAST vs. FLORIDA, 03/01/23
BLOCKS:	1 (2X) AT VANDERBILT, 02/19/23
STEALS:	2 (3X) LAST vs. USC UPSTATE, 11/11/23
MINUTES:	36 AT FGCU, 11/19/23

## SEASON HIGHS

POINTS:	18 AT FGCU, 11/19/23
FGM:	7 AT FGCU, 11/19/23
FGA:	17 AT FGCU, 11/19/23
FTM:	6 vs. EAST TENNESSEE STATE, 11/7/23
FTA:	10 vs. EAST TENNESSEE STATE, 11/7/23
3FGM:	1 (2X) LAST vs. NC STATE, 11/23/23
3FGA:	4 AT FGCU, 11/19/23
O-REBOUNDS:	4 vs. NC STATE, 11/23/23
D-REBOUNDS:	5 AT FGCU, 11/19/23
TOTAL REBOUNDS:	6 (2X) LAST vs. NC STATE, 11/23/23
ASSISTS:	1 (5X) LAST vs. CINCINNATI, 11/25/23
BLOCKS:	--
STEALS:	2 vs. USC UPSTATE, 11/11/23
MINUTES:	36 AT FGCU, 11/19/23

SEASON	TEAM	GP-GS	MIN/AVG	Field Goals		3-Point		F-Throws		Rebounds				Scoring						
				FG-FGA	FG%	3FG-3FGA	3FG%	FT-FTA	FT%	OFF	DEF	TOT	AVG	PF-FO	A	TO	BLK	STL	PTS	AVG
2022-23	UK	26-0	231/8.9	30-81	.370	3-18	.167	21-31	.677	12	22	34	1.3	24-0	9	31	1	8	84	3.2
2023-24	UK	7-7	186/26.6	22-53	.415	2-10	.200	14-23	.609	11	19	30	4.3	14-1	5	11	0	5	60	8.6
<b>TOTAL</b>		<b>33-7</b>	<b>417/12.6</b>	<b>52-134</b>	<b>.388</b>	<b>5-28</b>	<b>.179</b>	<b>35-54</b>	<b>.648</b>	<b>23</b>	<b>41</b>	<b>64</b>	<b>1.9</b>	<b>38-1</b>	<b>14</b>	<b>42</b>	<b>1</b>	<b>13</b>	<b>144</b>	<b>4.4</b>



# NYAH LEVERETTER

#21 • FORWARD • SR • 6-2

BLYTHEWOOD, S.C. / WESTWOOD HS



## 2023-24 (SENIOR)

Opponents	Min.	FG	3P	FT	O-D-T	PF	Pts	A	TO	Stl	Blk
Kentucky State [EXH]											
ETSU											
USC Upstate											
Austin Peay											
at FGCU											
vs. 10/16 NC State											
vs. 3/4 Colorado											
vs. Cincinnati											
Boston College											
Tennessee Tech											

## EXTRA STATS ...

### 23-24 Career

10+ Points	
15+ Points	
20+ Points	
25+ Points	
30+ Points	
35+ Points	
40+ Points	
Made 3+ 3FG	
10+ Rebs	1
Double-dbls	
3+ Assists	1
2+ Steals	2
Led UK in Pts	
Led UK in Rebs	7
Led UK in Asts	
Led UK in Stls	
Led UK in Blks	8

Minnesota	
at Louisville	
Furman	
Lipscomb	
Samford	
Arkansas	
at Tennessee	
Vanderbilt	
at South Carolina	
Missouri	
at Arkansas	
at Alabama	
Mississippi State	
at Georgia	
Texas A&M	
at Auburn	
Florida	
at Mississippi State	
South Carolina	
Ole Miss	
at LSU	

## CAREER HIGHS

POINTS:	8 (3x) LAST VS. MISSOURI, 01/29/23
FGM:	3 (5x) LAST LAST VS. MISSOURI, 01/29/23
FGA:	8 VS. WOFFORD, 12/19/20
FTM:	4 (2x) LAST VS. ALABAMA, 02/09/23
FTA:	6 VS. ARKANSAS, 01/01/23
3FGM:	--
3FGA:	--
O-REBOUNDS:	7 VS. WOFFORD, 12/19/20
D-REBOUNDS:	6 (2x) LAST VS. GEORGIA, 02/16/23
TOTAL REBOUNDS:	11 VS. AUBURN, 01/26/23
ASSISTS:	3 VS. GEORGIA, 02/16/23
BLOCKS:	6 AT VANDERBILT, 1/27/22
STEALS:	3 AT ALABAMA, 2/13/22
MINUTES:	38 VS. GEORGIA, 02/16/23

## SEASON HIGHS

POINTS:	--
FGM:	--
FGA:	--
FTM:	--
FTA:	--
3FGM:	--
3FGA:	--
O-REBOUNDS:	--
D-REBOUNDS:	--
TOTAL REBOUNDS:	--
ASSISTS:	--
BLOCKS:	--
STEALS:	--
MINUTES:	--

SEASON	TEAM	GP-GS	MIN/AVG	Field Goals		3-Point		F-Throws		Rebounds				Scoring						
				FG-FGA	FG%	3FG-3FGA	3FG%	FT-FTA	FT%	OFF	DEF	TOT	AVG	PF-FO	A	TO	BLK	STL	PTS	AVG
2020-21	UK	14-0	94/6.7	5-14	.357	0-0	.000	4-9	.444	14	12	26	1.9	14-0	1	5	3	0	14	1.0
2021-22	UK	25-11	444/17.7	16-32	.500	0-0	.000	23-33	.697	23	42	65	2.6	51-0	10	25	17	8	55	2.2
2022-23	UK	26-21	517/19.9	20-57	.351	0-0	.000	26-37	.703	51	51	102	3.9	59-1	6	35	15	10	66	2.5
<b>TOTAL</b>		<b>65-32</b>	<b>1055/16.2</b>	<b>41-103</b>	<b>.398</b>	<b>0-0</b>	<b>.000</b>	<b>53-79</b>	<b>.671</b>	<b>88</b>	<b>105</b>	<b>193</b>	<b>3.0</b>	<b>124-1</b>	<b>17</b>	<b>65</b>	<b>35</b>	<b>18</b>	<b>135</b>	<b>2.1</b>



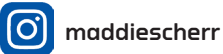
# MADDIE SCHERR

#22 • GUARD • SR • 5-10

FLORENCE, KY. / RYLE HS / OREGON

## 2023-24 (SENIOR)

Opponents	Min.	FG	3P	FT	O-D-T	PF	Pts	A	TO	Stl	Blk
Kentucky State [EXH]	27:43	1-6	1-2	4-4	0-1-1	0	7	5	1	2	1
ETSU	32:33	5-14	0-4	4-4	3-2-5	5	14	3	1	1	0
USC Upstate	28:15	3-11	1-5	5-5	1-5-6	1	12	6	0	3	1
Austin Peay											
at FGCU											
vs. 10/16 NC State	21:18	2-10	1-4	2-2	1-0-1	2	7	1	2	2	0
vs. 3/4 Colorado	28:38	3-9	0-3	7-8	0-1-1	3	13	3	2	0	1
vs. Cincinnati	36:14	8-19	5-12	4-5	1-2-3	2	25	1	5	0	2
Boston College	22:12	4-9	1-3	4-6	1-1-2	2	13	3	1	0	2
Tennessee Tech											
Minnesota											
at Louisville											
Furman											
Lipscomb											
Samford											
Arkansas											
at Tennessee											
Vanderbilt											
at South Carolina											
Missouri											
at Arkansas											
at Alabama											
Mississippi State											
at Georgia											
Texas A&M											
at Auburn											
Florida											
at Mississippi State											
South Carolina											
Ole Miss											
at LSU											



## EXTRA STATS ...

	23-24	Career
10+ Points	5	26
15+ Points	1	11
20+ Points	1	4
25+ Points	1	3
30+ Points		
35+ Points		
40+ Points		
Made 3+ 3FG	1	6
10+ Rebs		1
Double-dbls		
3+ Assists	4	49
2+ Steals	2	42
Led UK in Pts	1	5
Led UK in Rebs		5
Led UK in Asts	2	20
Led UK in Stls	3	13
Led UK in Blks	3	14

## CAREER HIGHS

POINTS:	27 vs. TENNESSEE, 02/26/23
FGM:	10 (2X) LAST vs. TENNESSEE, 02/26/23
FGA:	21 vs. TENNESSEE, 02/26/23
FTM:	8 (3X) LAST vs. ALABAMA, 02/03/23
FTA:	9 vs. ALABAMA, 02/03/23
3FGM:	5 (2X) LAST vs. CINCINNATI, 11/25/23
3FGA:	12 vs. CINCINNATI, 11/25/23
O-REBOUNDS:	4 (3X) LAST vs. ARKANSAS, 01/01/23
D-REBOUNDS:	7 (2X) LAST vs. AUBURN, 01/26/23
TOTAL REBOUNDS:	10 vs. ARKANSAS, 01/01/23
ASSISTS:	11 vs. DAYTON, 11/23/22
BLOCKS:	6 vs. ALABAMA, 02/03/23
STEALS:	6 vs. CARROLL (MT), 1/02/22
MINUTES:	40 (2X) LAST vs. ALABAMA, 02/03/23

## SEASON HIGHS

POINTS:	25 vs. CINCINNATI, 11/25/23
FGM:	8 vs. CINCINNATI, 11/25/23
FGA:	19 vs. CINCINNATI, 11/25/23
FTM:	7 vs. COLORADO, 11/24/23
FTA:	8 vs. COLORADO, 11/24/23
3FGM:	5 vs. CINCINNATI, 11/25/23
3FGA:	12 vs. CINCINNATI, 11/25/23
O-REBOUNDS:	3 vs. EAST TENNESSEE STATE, 11/7/23
D-REBOUNDS:	5 vs. USC UPSTATE, 11/11/23
TOTAL REBOUNDS:	6 vs. USC UPSTATE, 11/11/23
ASSISTS:	6 vs. USC UPSTATE, 11/11/23
BLOCKS:	2 (2X) LAST vs. BOSTON COLLEGE, 11/30/23
STEALS:	3 vs. USC UPSTATE, 11/11/23
MINUTES:	36 vs. CINCINNATI, 11/25/23

SEASON	TEAM	GP-GS	MIN/AVG	Field Goals		3-Point		F-Throws		Rebounds				Scoring						
				FG-FGA	FG%	3FG-3FGA	3FG%	FT-FTA	FT%	OFF	DEF	TOT	AVG	PF-FO	A	TO	BLK	STL	PTS	AVG
2020-21	Oregon	22-4	336/15.3	17-59	.288	6-19	.316	11-14	.786	16	25	41	1.9	31-0	36	27	2	25	51	2.3
2021-22	Oregon	31-28	848/27.4	55-160	.344	22-67	.328	15-19	.789	33	82	115	3.7	68-3	102	54	10	46	147	4.7
2022-23	UK	29-29	920/31.7	110-286	.385	37-110	.336	80-87	.920	42	105	147	5.1	77-4	125	77	32	62	337	11.6
2023-24	UK	6-6	169/28.2	25-72	.347	8-31	.258	26-30	.867	7	11	18	3.0	15-1	17	11	6	6	84	14.0
<b>TOTAL FOR UK</b>	<b>35-35</b>	<b>1089/31.1</b>	<b>135-358</b>	<b>.377</b>	<b>45-141</b>	<b>.319</b>	<b>106-117</b>	<b>.906</b>	<b>49</b>	<b>116</b>	<b>165</b>	<b>4.7</b>	<b>92-5</b>	<b>142</b>	<b>88</b>	<b>38</b>	<b>68</b>	<b>421</b>	<b>12.0</b>	
<b>TOTAL</b>	<b>88-67</b>	<b>2274/25.8</b>	<b>207-577</b>	<b>.359</b>	<b>73-227</b>	<b>.322</b>	<b>132-150</b>	<b>.880</b>	<b>98</b>	<b>223</b>	<b>321</b>	<b>3.6</b>	<b>191-8</b>	<b>280</b>	<b>169</b>	<b>50</b>	<b>139</b>	<b>619</b>	<b>7.0</b>	







# ZENNIA THOMAS

#24 • FORWARD • SO • 6-2

LYNDHURST, OHIO / WARRENSVILLE HEIGHTS HS

## 2023-24 (SOPHOMORE)

Opponents	Min.	FG	3P	FT	O-D-T	PF	Pts	A	TO	Stl	Blk
Kentucky State [EXH]	16:18	4-7	0-1	1-2	1-3-4	3	9	0	1	1	2
ETSU	12:30	0-2	0-1	0-0	2-0-2	1	0	0	2	0	2
USC Upstate	13:20	3-5	0-0	4-6	2-0-2	1	10	1	2	0	0
Austin Peay	16:53	1-1	0-0	0-0	0-3-3	1	2	0	1	0	2
at FGCU	08:40	0-1	0-0	0-0	0-2-2	1	0	0	1	0	0
vs. 10/16 NC State	06:41	0-4	0-1	0-0	0-0-0	0	0	0	0	0	0
vs. 3/4 Colorado	04:13	0-0	0-0	1-2	0-0-0	1	1	0	2	0	0
vs. Cincinnati	16:51	0-1	0-0	1-2	1-2-3	4	1	0	3	1	0
Boston College											DNP (suspended)
Tennessee Tech											DNP (suspended)



## EXTRA STATS ...

	23-24	Career
10+ Points	1	1
15+ Points		
20+ Points		
25+ Points		
30+ Points		
35+ Points		
40+ Points		
Made 3+ 3FG		
10+ Rebs		
Double-dbls		
3+ Assists		
2+ Steals		
Led UK in Pts		
Led UK in Rebs		
Led UK in Asts		
Led UK in Stls	1	1
Led UK in Blks	2	2

Minnesota
at Louisville
Furman
Lipscomb
Samford
Arkansas
at Tennessee
Vanderbilt
at South Carolina
Missouri
at Arkansas
at Alabama
Mississippi State
at Georgia
Texas A&M
at Auburn
Florida
at Mississippi State
South Carolina
Ole Miss
at LSU

## CAREER HIGHS

POINTS:	10 vs. USC UPSTATE, 11/11/23
FGM:	3 (2X) LAST vs. USC UPSTATE, 11/11/23
FGA:	5 vs. USC UPSTATE, 11/11/23
FTM:	4 vs. USC UPSTATE, 11/11/23
FTA:	6 vs. USC UPSTATE, 11/11/23
3FGM:	--
3FGA:	1 (2X) LAST vs. NC STATE, 11/23/23
O-REBOUNDS:	2 (2X) LAST vs. USC UPSTATE, 11/11/23
D-REBOUNDS:	3 vs. AUSTIN PEAY, 11/14/23
TOTAL REBOUNDS:	3 (2X) LAST vs. CINCINNATI, 11/25/23
ASSISTS:	1 (2X) LAST vs. USC UPSTATE, 11/11/23
BLOCKS:	2 (2X) LAST vs. AUSTIN PEAY, 11/14/23
STEALS:	1 vs. CINCINNATI, 11/25/23
MINUTES:	17 (2X) LAST vs. CINCINNATI, 11/25/23

## SEASON HIGHS

POINTS:	10 vs. USC UPSTATE, 11/11/23
FGM:	3 vs. USC UPSTATE, 11/11/23
FGA:	5 vs. USC UPSTATE, 11/11/23
FTM:	4 vs. USC UPSTATE, 11/11/23
FTA:	6 vs. USC UPSTATE, 11/11/23
3FGM:	--
3FGA:	1 (2X) LAST vs. NC STATE, 11/23/23
O-REBOUNDS:	2 (2X) LAST vs. USC UPSTATE, 11/11/23
D-REBOUNDS:	3 vs. AUSTIN PEAY, 11/14/23
TOTAL REBOUNDS:	3 (2X) LAST vs. CINCINNATI, 11/25/23
ASSISTS:	1 vs. USC UPSTATE, 11/11/23
BLOCKS:	2 (2X) LAST vs. AUSTIN PEAY, 11/14/23
STEALS:	1 vs. CINCINNATI, 11/25/23
MINUTES:	17 (2X) LAST vs. CINCINNATI, 11/25/23

SEASON	TEAM	GP-GS	MIN/AVG	Field Goals			3-Point			F-Throws		Rebounds				Scoring				
				FG-FGA	FG%	3FG-3FGA	3FG%	FT-FTA	FT%	OFF	DEF	TOT	AVG	PF-FO	A	TO	BLK	STL	PTS	AVG
2022-23	UK	10-0	44/4.4	4-8	.500	0-0	.000	1-6	.167	2	5	7	0.7	5-0	1	1	1	0	9	0.9
2023-24	UK	7-1	79/11.3	4-14	.286	0-2	.000	6-10	.600	5	7	12	1.7	9-0	1	11	4	1	14	2.0
<b>TOTAL</b>		<b>17-1</b>	<b>123/7.3</b>	<b>8-22</b>	<b>.364</b>	<b>0-2</b>	<b>.000</b>	<b>7-16</b>	<b>.438</b>	<b>7</b>	<b>12</b>	<b>19</b>	<b>1.1</b>	<b>14-0</b>	<b>2</b>	<b>12</b>	<b>5</b>	<b>1</b>	<b>23</b>	<b>1.4</b>



# EMMA KING

#34 • GUARD • GR • 5-10

STANFORD, KY. / LINCOLN COUNTY HS

## 2023-24 (GRADUATE)

Opponents	Min.	FG	3P	FT	O-D-T	PF	Pts	A	TO	Stl	Blk
Kentucky State [EXH]	21:40	4-7	0-2	4-4	1-2-3	1	12	2	1	1	2
ETSU	09:25	1-3	0-0	0-0	1-1-2	0	2	0	0	0	0
USC Upstate	16:50	1-5	0-3	0-0	0-1-1	0	2	1	0	0	0
Austin Peay	26:11	1-5	1-3	0-0	2-1-3	1	3	1	1	0	0
at FGCU	31:30	0-5	0-4	2-2	1-3-4	2	2	0	1	0	0
vs. 10/16 NC State	21:14	3-5	2-4	0-0	2-4-6	1	8	1	2	0	0
vs. 3/4 Colorado	16:10	0-1	0-1	0-0	1-1-2	0	0	1	0	1	0
vs. Cincinnati	18:29	1-5	0-3	0-0	2-2-4	3	2	1	2	1	0
Boston College	37:14	4-10	1-3	0-1	1-6-7	3	9	3	4	0	1
Tennessee Tech	37:23	3-7	0-1	8-8	3-4-7	2	14	2	5	0	3

Emma\_King34

Emma\_King34

## EXTRA STATS ...

23-24 Career	
10+ Points	1 2
15+ Points	
20+ Points	
25+ Points	
30+ Points	
35+ Points	
40+ Points	
Made 3+ 3FG	
10+ Rebs	
Double-dbls	
3+ Assists	1 6
2+ Steals	1 1
Led UK in Pts	
Led UK in Rebs	1 1
Led UK in Asts	1 1
Led UK in Stls	1 2
Led UK in Blks	1 5

Minnesota
at Louisville
Furman
Lipscomb
Samford
Arkansas
at Tennessee
Vanderbilt
at South Carolina
Missouri
at Arkansas
at Alabama
Mississippi State
at Georgia
Texas A&M
at Auburn
Florida
at Mississippi State
South Carolina
Ole Miss
at LSU

## CAREER HIGHS

POINTS:	14 vs. TENNESSEE TECH, 12/3/23
FGM:	5 vs. AUBURN, 1/25/22
FGA:	13 vs. AUBURN, 1/25/22
FTM:	8 vs. TENNESSEE TECH, 12/3/23
FTA:	8 vs. TENNESSEE TECH, 12/3/23
3FGM:	2 (2x) LAST vs. NC STATE, 11/23/23
3FGA:	8 AT VANDERBILT, 1/27/22
O-REBOUNDS:	3 vs. TENNESSEE TECH, 12/3/23
D-REBOUNDS:	6 vs. BOSTON COLLEGE, 11/30/23
TOTAL REBOUNDS:	7 (2x) LAST vs. TENNESSEE TECH, 12/3/23
ASSISTS:	4 AT ALABAMA, 2/13/22
BLOCKS:	3 vs. TENNESSEE TECH, 12/3/23
STEALS:	2 vs. VANDERBILT, 2/17/22
MINUTES:	37 (2x) LAST vs. TENNESSEE TECH, 12/3/23

## SEASON HIGHS

POINTS:	14 vs. TENNESSEE TECH, 12/3/23
FGM:	4 vs. BOSTON COLLEGE, 11/30/23
FGA:	10 vs. BOSTON COLLEGE, 11/30/23
FTM:	8 vs. TENNESSEE TECH, 12/3/23
FTA:	8 vs. TENNESSEE TECH, 12/3/23
3FGM:	2 vs. NC STATE, 11/23/23
3FGA:	4 (2x) LAST vs. NC STATE, 11/23/23
O-REBOUNDS:	3 vs. TENNESSEE TECH, 12/3/23
D-REBOUNDS:	6 vs. BOSTON COLLEGE, 11/30/23
TOTAL REBOUNDS:	7 (2x) LAST vs. TENNESSEE TECH, 12/3/23
ASSISTS:	3 vs. BOSTON COLLEGE, 11/30/23
BLOCKS:	3 vs. TENNESSEE TECH, 12/3/23
STEALS:	1 (2x) LAST vs. CINCINNATI, 11/25/23
MINUTES:	37 (2x) LAST vs. TENNESSEE TECH, 12/3/23

SEASON	TEAM	GP-GS	MIN/AVG	Field Goals		3-Point		F-Throws		Rebounds				Scoring						
				FG-FGA	FG%	3FG-3FGA	3FG%	FT-FTA	FT%	OFF	DEF	TOT	AVG	PF-FO	A	TO	BLK	STL	PTS	AVG
2019-20	UK	15-0	105/7.0	7-31	.226	4-19	.211	3-5	.600	0	3	3	0.2	11-0	6	4	0	2	21	1.4
2020-21	UK	5-2	44/8.8	0-12	.000	0-4	.000	2-2	1.000	0	5	5	1.0	5-0	5	4	0	2	2	0.4
2021-22	UK	26-2	359/13.8	26-78	.333	3-32	.094	3-5	.600	6	26	32	1.2	23-0	31	29	8	9	58	2.2
2022-23	UK	24-2	204/8.5	12-43	.279	3-21	.143	3-4	.750	0	12	12	0.5	14-0	14	16	5	5	30	1.3
2023-24	UK	9-3	214/23.8	14-46	.304	4-22	.182	10-11	.909	13	23	36	4.0	12-0	10	15	4	2	42	4.7
<b>TOTAL</b>		<b>79-9</b>	<b>926/11.7</b>	<b>59-210</b>	<b>.281</b>	<b>14-98</b>	<b>.143</b>	<b>21-27</b>	<b>.778</b>	<b>19</b>	<b>69</b>	<b>88</b>	<b>1.1</b>	<b>65-0</b>	<b>66</b>	<b>68</b>	<b>17</b>	<b>20</b>	<b>153</b>	<b>1.9</b>



# JANAE WALKER

#44 • FORWARD • FR • 6-3

TYRONE, GA. / SANDY CREEK HS

## 2023-24 (FRESHMAN)

Opponents	Min.	FG	3P	FT	O-D-T	PF	Pts	A	TO	Stl	Blk
Kentucky State [EXH]	09:02	0-0	0-0	1-4	0-2-2	0	1	0	0	0	0
ETSU					DNP						
USC Upstate	05:21	1-1	0-0	0-0	1-2-3	0	2	0	1	0	1
Austin Peay					DNP						
at FGCU					DNP						
vs. 10/16 NC State	17:16	0-1	0-0	0-0	2-2-4	2	0	0	1	0	2
vs. 3/4 Colorado	12:59	0-1	0-0	0-0	0-0-0	3	0	0	0	0	0
vs. Cincinnati	02:41	0-0	0-0	0-0	0-1-1	0	0	0	0	0	0
Boston College					DNP						
Tennessee Tech	02:25	0-0	0-0	0-0	0-0-0	0	0	0	0	0	0

janaewalkerr\_

janaewalkerr\_

## EXTRA STATS ...

### 23-24 Career

10+ Points	
15+ Points	
20+ Points	
25+ Points	
30+ Points	
35+ Points	
40+ Points	
Made 3+ 3FG	
10+ Rebs	
Double-dbls	
3+ Assists	
2+ Steals	
Led UK in Pts	
Led UK in Rebs	
Led UK in Asts	
Led UK in Stls	
Led UK in Blks	2 2

Minnesota
at Louisville
Furman
Lipscomb
Samford
Arkansas
at Tennessee
Vanderbilt
at South Carolina
Missouri
at Arkansas
at Alabama
Mississippi State
at Georgia
Texas A&M
at Auburn
Florida
at Mississippi State
South Carolina
Ole Miss
at LSU

## CAREER HIGHS

POINTS:	2 vs. USC UPSTATE, 11/11/23
FGM:	1 vs. USC UPSTATE, 11/11/23
FGA:	1 (3X) LAST vs. COLORADO, 11/24/23
FTM:	--
FTA:	--
3FGM:	--
3FGA:	--
O-REBOUNDS:	2 vs. NC STATE, 11/23/23
D-REBOUNDS:	2 (2X) LAST vs. NC STATE, 11/23/23
TOTAL REBOUNDS:	4 vs. NC STATE, 11/23/23
ASSISTS:	--
BLOCKS:	2 vs. NC STATE, 11/23/23
STEALS:	--
MINUTES:	17 vs. NC STATE, 11/23/23

## SEASON HIGHS

POINTS:	2 vs. USC UPSTATE, 11/11/23
FGM:	1 vs. USC UPSTATE, 11/11/23
FGA:	1 (3X) LAST vs. COLORADO, 11/24/23
FTM:	--
FTA:	--
3FGM:	--
3FGA:	--
O-REBOUNDS:	2 vs. NC STATE, 11/23/23
D-REBOUNDS:	2 (2X) LAST vs. NC STATE, 11/23/23
TOTAL REBOUNDS:	4 vs. NC STATE, 11/23/23
ASSISTS:	--
BLOCKS:	2 vs. NC STATE, 11/23/23
STEALS:	--
MINUTES:	17 vs. NC STATE, 11/23/23

SEASON	TEAM	GP-GS	MIN/AVG	Field Goals			3-Point		F-Throws		Rebounds				Scoring					
				FG-FGA	FG%	3FG-3FGA	3FG%	FT-FTA	FT%	OFF	DEF	TOT	AVG	PF-FO	A	TO	BLK	STL	PTS	AVG
2023-24	UK	5-0	41/8.1	1-3	.333	0-0	.000	0-0	.000	3	5	8	1.6	5-0	0	2	3	0	2	0.4
<b>TOTAL</b>		<b>5-0</b>	<b>41/8.1</b>	<b>1-3</b>	<b>.333</b>	<b>0-0</b>	<b>.000</b>	<b>0-0</b>	<b>.000</b>	<b>3</b>	<b>5</b>	<b>8</b>	<b>1.6</b>	<b>5-0</b>	<b>0</b>	<b>2</b>	<b>3</b>	<b>0</b>	<b>2</b>	<b>0.4</b>