



# KENTUCKY

## 2023-24 MEN'S BASKETBALL



8 NATIONAL CHAMPIONSHIPS | 49 SEC TITLES | 31 SEC TOURNAMENT CHAMPIONSHIPS | 56 ALL-AMERICANS | 138 NBA DRAFT PICKS

### UNC WILMINGTON (5-2) at #12/12 KENTUCKY (6-1)

Saturday, Dec. 2 • 4 p.m. ET • Rupp Arena at Central Bank Center (20,500) • Lexington, Ky.  
 #GoBigBlue • #LaFamilia • @KentuckyMBB

#### THE MATCHUP

**Series Breakdown**

Overall - UK, 0-0

At Lexington - UK, 0-0

Calipari vs. UNCW - 1-0

Siddle vs. UK - 0-0

Current UK Streak - N/A

John Calipari	Takayo Siddle
Overall Record: 838-254*	Overall Record: 63-31
Record at UK: 393-114	Record at UNCW: 63-31
Overall Seasons: 32nd	Overall Seasons: 4th
at Kentucky: 15th	at UNCW: 4th

\*on-court record

#### BY THE NUMBERS

76.1	Nation's-best all-time winning percentage
49	SEC regular-season titles in program history
42.6	3-point percentage ranking fifth in the nation
6	Players averaging double-figure scoring

#### TALE OF THE TAPE

UK	STATISTIC	OPP.
94.4	Points Per Game	82.9
37.1	Rebounds PG	34.6
20.9	Assists PG	11.7
4.9	Blocks PG	2.7
10.0	Steals PG	6.3
8.1	Turnovers PG	9.7
.518	FG Pct.	.475
.426	3-Pt FG Pct.	.391
.730	FT Pct.	.735
+2.6	Assist-to-TO Ratio	+1.2

#### A UK WIN WOULD ...

- Push UK's record to 654-81 all-time inside of Rupp Arena
- Move Calipari's record to 227-21 inside of Rupp Arena
- Improve UK's record to 323-64 under Calipari against unranked competition
- Be the first ever over the Sea-hawks
- Keep the Wildcats undefeated against teams from the Colonial Athletic Association

#### PREVIOUS GAME'S STARTERS



21

**D.J. WAGNER**  
 6-4 • 192 • GUARD • FRESHMAN  
 CAMDEN, N.J. | CAMDEN HS

Bob Cousy Award preseason watch list | Averaging 13.1 points and 3.3 assists per game | Had 28 points, five assists vs. Marshall | SEC Freshman of the Week (11/27) after averaging 25.0 points and 5.5 assists per game in two wins



12

**ANTONIO REEVES**  
 6-6 • 195 • GUARD • SENIOR  
 CHICAGO | ILLINOIS STATE UNIVERSITY


Jerry West Award preseason watch list | 2023 SEC Sixth Man of the Year | Averaging a team-high 18.9 points per game and a career-best 5.0 rebounds per game | Against Marshall, became the 29th player in UK history to hit 100+ 3s



1

**JUSTIN EDWARDS**  
 6-8 • 203 • FORWARD • FRESHMAN  
 PHILADELPHIA | IMHOTEP INSTITUTE CHARTER HS

Consensus five-star prospect | Julius Erving Award preseason watch list | On the Naismith Trophy and Wooden Award preseason watch lists | Averaging 10.1 points and 4.1 rebounds per game | Had 16 points, seven rebounds vs. TAMUC



3

**ADOU THIERO**  
 6-8 • 222 • GUARD • SOPHOMORE  
 LEETSDALE, PA. | QUAKER VALLEY HS

Averaging 8.2 points and a team-high 7.2 rebounds per game in six starts | Had a double-double with career highs in points (16) and rebounds (13) against No. 1-ranked Kansas | Shooting 52.9% from the floor



4

**TRE MITCHELL**  
 6-9 • 231 • FORWARD • GRADUATE STUDENT  
 PITTSBURGH | WEST VIRGINIA UNIVERSITY

Averaging 14.9 points and 6.0 rebounds | Has a 4.67 assist-to-turnover ratio, ranking 15th in the country | Logging a team-high 34.2 minutes per game | Scored in double figures five times | Dished out 4+ assists in five games

#### STAT LEADERS

POINTS PER GAME		
UK	Antonio Reeves	18.9
UNCW	Trazarien White	18.1
REBOUNDS PER GAME		
UK	Adou Thiero	7.2
UNCW	Trazarien White	6.0
ASSISTS PER GAME		
UK	Rob Dillingham	5.7
UNCW	Shykeim Phillips	2.6
STEALS PER GAME		
UK	Reed Sheppard	3.1
UNCW	Shykeim Phillips	2.0
BLOCKS PER GAME		
UK	Tre Mitchell	1.4
UNCW	Khamari McGriff	0.9
3-POINTERS		
UK	Antonio Reeves	22
UNCW	KJ Jenkins	17
FIELD-GOAL PERCENTAGE (min. 45 att.)		
UK	Reed Sheppard	.652
UNCW	Trazarien White	.588
FREE-THROW PERCENTAGE (min. 15 att.)		
UK	Antonio Reeves	.842
UNCW	Maleeck Harden-Hayes	.813

#### NEED TO KNOW

Kentucky has an average age of 20.0 years on the 2023-24 roster at the start of the season. That is the seventh youngest team in the country.

The Wildcats lead the country with a 2.56 assist-to-turnover ratio. Four players have a 2.56 assist-to-turnover ratio or better and they all rank among the top 85 in the country. Tre Mitchell leads the way at 4.67.

Kentucky is averaging just 8.1 turnovers per game. That average is the second-lowest in the country. Its 10.9 turnover percentage is the best in the country per KenPom.com.

Kentucky is dishing out 20.9 assists per game, which is the seventh-best in the nation. Four players have 23 or more assists (3.3 per game) thus far.

Per KenPom.com, UK's offense ranks as the third-best in the country. UK is averaging 94.4 points per game (third-highest in the country) and shooting at a 51.8% rate which ranks among the top 10 in the nation.

#### SCHEDULE

OCTOBER					
27	16/16	-/	GEORGETOWN COLLEGE <sup>1</sup>	SECN	W, 92-69
NOVEMBER					
2	16/16	-/	KENTUCKY STATE <sup>2</sup>	SECN+	W, 99-53
6	16/16	-/	NEW MEXICO STATE	SECN	W, 86-46
10	16/16	-/	TEXAS A&M-COMMERCE <sup>1</sup>	SECN+	W, 81-61
14	17/16	1/1	vs. Kansas <sup>2</sup>	ESPN	L, 89-84
17	17/16	-/	STONEHILL <sup>1</sup>	SECN+	W, 101-67
20	16/16	-/	SAINT JOSEPH'S <sup>1</sup>	SECN	W, 96-88 <sup>OT</sup>
24	16/16	-/	MARSHALL	SECN	W, 118-82
28	12/12	8/8	MIAMI <sup>3</sup>	ESPN	W, 95-73
DECEMBER					
2	12/12	-/	UNC WILMINGTON	SECN	4 p.m.
9	-/	-/	vs. Penn <sup>4</sup>	ESPN2	Noon
16	-/	-/	vs. North Carolina <sup>5</sup>	CBS	5:30 p.m.
21	-/	-/	at Louisville	ESPN	6 p.m.
29	-/	-/	ILLINOIS STATE	SECN	7 p.m.
JANUARY					
6	-/	-/	at Florida <sup>*</sup>	ESPN	12:30 p.m.
9	-/	-/	MISSOURI <sup>*</sup>	ESPN	7 p.m.
13	-/	-/	at Texas A&M <sup>*</sup>	ESPN	3 p.m.
17	-/	-/	MISSISSIPPI STATE <sup>*</sup>	ESPN2	7 p.m.
20	-/	-/	GEORGIA <sup>*</sup>	SECN	6 p.m.
23	-/	-/	at South Carolina <sup>*</sup>	SECN	7 p.m.
27	-/	-/	at Arkansas <sup>*</sup>	ESPN	6 p.m.
31	-/	-/	FLORIDA <sup>*</sup>	ESPN	8 p.m.
FEBRUARY					
3	-/	-/	TENNESSEE <sup>*</sup>	ESPN	8:30 p.m.
6	-/	-/	at Vanderbilt <sup>*</sup>	SECN	8:30 p.m.
10	-/	-/	GONZAGA	CBS	4 p.m.
13	-/	-/	OLE MISS <sup>*</sup>	ESPN	9 p.m.
17	-/	-/	at Auburn <sup>*</sup>	ESPN	6 p.m.
21	-/	-/	at LSU <sup>*</sup>	ESPN	9 p.m.
24	-/	-/	ALABAMA	CBS	4 p.m.
27	-/	-/	at Mississippi State <sup>*</sup>	ESPN	7 p.m.
MARCH					
2	-/	-/	ARKANSAS <sup>*</sup>	CBS	1:30 p.m.
6	-/	-/	VANDERBILT <sup>*</sup>	SECN	9 p.m.
9	-/	-/	at Tennessee <sup>*</sup>	CBS	4 p.m.

All times Eastern | \*SEC conference game | HOME GAMES IN CAPS

<sup>1</sup> Exhibition game

<sup>2</sup> Wildcat Challenge presented by Kentucky Tourism (Rupp Arena | Lexington, Ky.)

<sup>3</sup> Champions Classic (United Center | Chicago)

<sup>4</sup> ACC/SEC Challenge (Rupp Arena | Lexington, Ky.)

<sup>5</sup> Wells Fargo Center | Philadelphia

<sup>\*</sup> CBS Sports Classic (State Farm Arena | Atlanta)

#### BROADCAST INFO

##### TELEVISION

Play-by-play: Mark Neely  
 Analyst: Daymeon Fishback



##### UK RADIO

Play-by-play: Tom Leach  
 Analyst: Jack Givens



##### SATELLITE RADIO

UK Radio on Sirius: - 109 or 192



# TV CHART



**0** **ROB DILLINGHAM**

**Freshman Guard**  
6-3 | 176  
Hickory, N.C.  
Overtime Elite



**1** **JUSTIN EDWARDS**

**Freshman Guard**  
6-8 | 203  
Philadelphia  
Imhotep Institute Charter HS



**2** **AARON BRADSHAW**

**Freshman Forward**  
7-1 | 226  
Rahway, N.J.  
Camden HS



**3** **ADOU THIERO**

**Sophomore Guard**  
6-8 | 222  
Leetsdale, Pa.  
Quaker Valley HS  
(*ah-DO THEE-air-oh*)




**4** **TRE MITCHELL**

**Graduate Student Forward**  
6-9 | 231  
Pittsburgh  
West Virginia Univ.



**12** **ANTONIO REEVES**

**Senior Guard**  
6-6 | 195  
Chicago  
Illinois State Univ.




**13** **GRANT DARBYSHIRE**

**Sophomore Guard**  
6-3 | 190  
Cincinnati  
Sycamore HS



**14** **BRENNAN CANADA**

**Graduate Student Forward**  
6-5 | 200  
Mount Sterling, Ky.  
George Rogers Clark HS



**15** **REED SHEPPARD**

**Freshman Guard**  
6-3 | 187  
London, Ky.  
North Laurel HS



**20** **JOEY HART**

**Freshman Guard**  
6-5 | 203  
Linton, Ind.  
Linton-Stockton HS



**21** **D.J. WAGNER**

**Freshman Guard**  
6-4 | 192  
Camden, N.J.  
Camden HS



**22** **WALKER HORN**

**Sophomore Guard**  
6-3 | 190  
Austin, Texas  
Westlake HS



**23** **JORDAN BURKS**

**Freshman Forward**  
6-8 | 202  
Decatur, Ala.  
Overtime Elite



**25** **KAREEM WATKINS**

**Senior Guard**  
5-8 | 175  
Camden, N.J.  
Kingsway Regional HS



**33** **UGONNA ONYENSO**

**Sophomore Forward**  
7-0 | 247  
Owerri, Imo State, Nigeria  
Putnam Science Acad.  
(*ooo-GAH-na ON-yen-so*)



**44** **ZVONIMIR IVIŠIĆ**

**Freshman Forward**  
7-2 | 234  
Vitez, Croatia  
(*ZVON-uh-meer EE-vee-sitch*)



**JOHN CALIPARI**

**Head Coach**  
15th Season  
(*cal-uh-PEAR-ee*)



**BRUISER FLINT**

**Assoc. to the HC**  
Fourth season at UK  
Third season as associate to the head coach



**ORLANDO ANTIGUA**

**Associate Coach**  
Eighth season at UK  
Third season as associate



**CHIN COLEMAN**

**Assistant Coach**  
Third season at UK  
Third season as assistant



**CHUCK MARTIN**

**Assistant Coach**  
First season at UK  
First season as assistant



**JOHN WELCH**

**Assistant Coach**  
First season at UK  
First season as assistant

## Alphabetical Roster

NO.	NAME	POS.	HT.	WT.	CL.	HOMETOWN (PREVIOUS SCHOOL)
2	Aaron Bradshaw	F	7-1	226	Fr.	Rahway, N.J. (Camden HS)
23	Jordan Burks	F	6-8	202	Fr.	Decatur, Ala. (Overtime Elite)
14	Brennan Canada	F	6-5	200	Gr.	Mount Sterling, Ky. (George Rogers Clark HS)
13	Grant Darbyshire	G	6-3	190	So.	Cincinnati (Sycamore HS)
0	Rob Dillingham	G	6-3	176	Fr.	Hickory, N.C. (Overtime Elite)
1	Justin Edwards	G	6-8	203	Fr.	Philadelphia (Philadelphia Imhotep Institute HS)
20	Joey Hart	G	6-5	203	Fr.	Linton, Ind. (Linton-Stockton HS)
22	Walker Horn	G	6-3	190	So.	Austin, Texas (Westlake HS)
44	Zvonimir Ivišić	F	7-2	234	Fr.	Vitez, Croatia
4	Tre Mitchell	F	6-9	231	Gr.	Pittsburgh (West Virginia University)
33	Ugonna Onyenso	F	7-0	247	So.	Owerri, Imo State, Nigeria (Putnam Science Acad.)
12	Antonio Reeves	G	6-6	195	Sr.	Chicago (Illinois State University)
15	Reed Sheppard	G	6-3	187	Fr.	London, Ky. (North Laurel HS)
3	Adou Thiero	G	6-8	222	So.	Leetsdale, Pa. (Quaker Valley HS)
21	D.J. Wagner	G	6-4	192	Fr.	Camden, N.J. (Camden HS)
25	Kareem Watkins	G	5-8	175	Sr.	Camden, N.J. (Kingsway Regional HS)

## On the Bench

**Head Coach:** John Calipari (Clarion, 1982)  
**Associate to the Head Coach:** James "Bruiser" Flint (St. Joseph's, 1987)  
**Associate Coach:** Orlando Antigua (Pittsburgh, 1995)  
**Assistant Coaches:** Ronald "Chin" Coleman (Lamar, 1997), Chuck Martin (Monmouth, 1993), John Welch (UNLV, 1986)  
**Assoc. AD/Basketball Operations:** Chris Woolard (UCLA, 1997)  
**Director of Basketball Admin.:** Will Barton (Kentucky, 2013)  
**Assistant to the Head Coach and Director of Player Development.:** Brett Rybak (Otterbein, 2008)  
**Strength and Conditioning Coach:** Brady Welsh (Eastern Illinois, 2015)  
**Head Athletic Trainer:** Geoffrey Staton (North Carolina, 2007)  
**Equipment Manager:** Mark Evans (Kentucky, 2013)



# POLLS, STATS, MEDIA INFO

## Weekly Media Schedule

all times ET unless indicated otherwise

<b>2 Sat.</b> vs. UNC Wilmington 4 p.m.   SEC Network	<b>3 Sun.</b> Player off day  No media availability	<b>4 Mon.</b> Player off day  UK Healthcare John Calipari Show   6 p.m.	<b>5 Tue.</b> Practice   3 p.m.  No media availability	<b>6 Wed.</b> Practice   3 p.m.  No media availability	<b>7 Thu.</b> Practice   3 p.m.  Player media availability   TBD  Depart for Philadelphia	<b>8 Fri.</b> Practice   TBD
---	--	--	---	---	--	---------------------------------

### Communications & PR Staff



**Deb Moore**  
Senior Associate Director  
Cell - 859.559.5781  
Email - deb.moore@uky.edu

### Media Information

#### CREDENTIAL REQUESTS

Requests for single-game credentials will open **14** days prior to the deadline date and close **five** days prior to game day online at sportssystem.com/Kentucky.

#### CREDENTIAL CRITERIA

The University of Kentucky's decision to issue credentials to a media outlet for the purposes of covering a UK basketball home or away event is determined by a variety of factors. They include the following:

- Priority is given to outlets based on circulation size/ household reach/unique site visitors
- Additional consideration is based on amount of original content generated, number of full-time employees of the outlet, length of existence of the outlet and the journalist experience of the reporter(s)
- Attendance at Kentucky media sessions, including Olympic sport opportunities and the intention/ability to cover all 22 sports at Kentucky both at home and on the road, also is considered
- Professionalism, which includes is not limited to conduct at games, press conferences, practices, on social media, etc.

Being granted credentials at another institution/event does not equate to meeting the criteria for the University of Kentucky. Being granted credentials for one UK event does not guarantee approval for other UK events. The University of Kentucky has the right to deny or revoke credentials under its own discretion. Credentialing also is dependent on space availability.

#### INTERVIEW POLICIES-GENERAL

All interviews with University of Kentucky basketball players or staff members must be arranged through the Communications and Public Relations office. Media should never contact a player or coach directly.

The Wildcat Coal Lodge, dormitories, team locker rooms and other team quarters are private team areas. Media members are not permitted in these areas unless accompanied by appropriate university personnel.

#### PRACTICE/PRESS CONFERENCES

Other than announced exceptions, UK basketball practices are closed to the media.

Player interviews are conducted pregame weekly and will be available to all UK media. UK will accept requests for player interviews, but they must be submitted 24 hours prior to the scheduled availability.

Coach John Calipari will meet with members of the media at least once a week in the Memorial Coliseum Media Room.

Game-day shoot-arounds are closed to the media.

#### TELEPHONE PLAYER INTERVIEWS

Telephone interviews are available to the media on a call-back basis. Individual player and coach telephone numbers will not be given to members of the media.

Players are instructed not to conduct interviews when contacted directly by telephone. The Communications and Public Relations office will arrange for telephone interviews at a time most convenient for the student-athlete.

Other special requests are handled on a case-by-case basis.

#### POSTGAME INTERVIEWS

Following each game, there is a cooling-off period, during which time the players shower and dress. Approximately 10 minutes after the game ends, Coach Calipari conducts his postgame press conference while a player speaks to the UK Sports Network.

### The Polls

#### Associated Press Top 25 Nov. 27

1. Purdue (60)
2. Arizona (1)
3. Marquette
4. UConn (2)
5. Kansas
6. Houston
7. Duke
8. Miami
9. Baylor
10. Tennessee
11. Gonzaga
12. **Kentucky**
13. Florida Atlantic
14. Texas A&M
15. Creighton
16. Texas
17. North Carolina
18. Villanova
19. BYU
20. Colorado State
21. Mississippi State
22. James Madison
23. Alabama
24. Illinois
25. Oklahoma

**Receiving Votes:** Memphis, San Diego State, Colorado, Ohio State, TCU, Michigan State, Auburn, UCLA, Princeton, Arkansas, Iowa State, Florida State, Liberty, Southern Cal, Nevada, Virginia, Clemson, Ole Miss, Nebraska, South Carolina, Cincinnati, Kansas State, Bradley

#### USA Today Coaches Poll Nov. 27

1. Purdue (32)
2. Arizona
3. Marquette
4. UConn
5. Houston
6. Kansas
7. Duke
8. Miami
9. Baylor
10. Gonzaga
11. Tennessee
12. **Kentucky**
13. Texas A&M
14. Creighton
15. Villanova
16. North Carolina
17. Florida Atlantic
18. Texas
19. BYU
20. Alabama
21. Colorado State
22. Mississippi State
23. James Madison
24. Illinois
25. Michigan State

**Receiving Votes:** Memphis, Virginia, UCLA, TCU, San Diego State, Oklahoma, Colorado, Ohio State, Clemson, Auburn, Princeton, Nevada, Iowa State, Southern Cal, Liberty, Bradley, Cincinnati, Arkansas, Florida

### SEC Standings

Team	SEC Record	Overall Record
Ole Miss	0-0	6-0 (1.000)
South Carolina	0-0	6-0 (1.000)
<b>Kentucky</b>	<b>0-0</b>	<b>6-1 (.857)</b>
Mississippi State	0-0	6-1 (.857)
Auburn	0-0	5-1 (.833)
Missouri	0-0	6-2 (.750)
Texas A&M	0-0	6-2 (.750)
Alabama	0-0	5-2 (.714)
Arkansas	0-0	5-3 (.625)
Florida	0-0	4-3 (.571)
Georgia	0-0	4-3 (.571)
LSU	0-0	4-3 (.571)
Tennessee	0-0	4-3 (.571)
Vanderbilt	0-0	3-4 (.429)

\*as of Nov. 30

### UK in the Rankings

#### Team Rankings

Category	Stat	SEC [NCAA]
Scoring	94.4	2nd [3rd]
Scoring Defense	72.3	10th [201st]
Scoring Margin	+22.1	1st [12th]
Free-Throw %	.730	7th [111th]
Field-Goal %	.518	1st [9th]
Field-Goal % Def.	.411	8th [123rd]
3-Point FG %	.426	1st [5th]
3-Point FG % Def.	.323	8th [188th]
Rebounds Per Game	37.14	9th [169th]
Opponent Rebs. Per Game	36.43	12th
Rebounding Margin	+0.7	10th [205th]
Blocks Per Game	4.9	6th [57th]
Assists Per Game	20.9	1st [7th]
Steals Per Game	10.0	2nd [21st]
Turnover Margin	+6.9	1st [8th]
Assist-to-TO Ratio	+2.56	1st [1st]
Off. Rebs. Per Game	8.86	14th [291st]
Def. Rebs. Per Game	28.29	2nd [66th]
Def. Rebound %	.725	7th
Off. Rebound %	.256	14th
3-Point FG Per Game	11.9	1st [4th]

#### Individual Rankings

Category/Player	Stat	SEC [NCAA]
Assist-to-TO Ratio/Mitchell	4.67	2nd [15th]
Assist-to-TO Ratio/Dillingham	4.44	3rd [21st]
Assist-to-TO Ratio/Sheppard	2.78	4th [67th]
Assist-to-TO Ratio/Wagner	2.56	6th [85th]
Assists Per Game/Dillingham	5.7	1st [26th]
Assists Per Game/Mitchell	4.0	6th [131st]
Assists Per Game/Wagner	3.6	9th [208th]
Assists Per Game/Sheppard	3.3	11th [274th]
Blocks Per Game/Mitchell	1.43	8th [149th]
Blocks Per Game/Sheppard	1.0	17th [246th]
Double-Doubles/Thiero	1	8th [126th]
Field-Goal %/Mitchell	.571	5th [74th]
Field-Goal %/Dillingham	.526	9th [131st]
Field-Goal %/Reeves	.505	11th [183rd]
Minutes Per Game/Mitchell	34.14	2nd [86th]
Minutes Per Game/Reeves	32.08	6th [211th]
Points Per Game/Reeves	18.9	4th [58th]
Points Per Game/Dillingham	15.4	13th [268th]
Points Per Game/Mitchell	14.9	16th [309th]
Def. Rebs. Per Game/Thiero	5.17	10th [175th]
Off. Rebs. Per Game/Thiero	2.00	15th [323rd]
Rebounds Per Game/Thiero	7.2	10th [187th]
Rebounds Per Game/Mitchell	6.0	19th [337th]
Steals Per Game/Sheppard	3.14	1st [6th]
Steals Per Game/Dillingham	1.57	12th [259th]
Steals Per Game/Mitchell	1.57	12th [259th]
Steals Per Game/Wagner	1.43	16th [344th]
3-Point %/Sheppard	.633	1st [1st]
3-Point %/Reeves	.440	3rd [45th]
3-Pointers Per Game/Reeves	3.14	1st [27th]
3-Pointers Per Game/Sheppard	2.71	3rd [75th]
3-Pointers Per Game/Dillingham	2.29	8th [165th]

\*as of Nov. 28

### Upcoming in the SEC

#### Dec. 2-6

Contest	Time	TV Network
<b>Saturday, Dec. 2</b>		
Memphis at Ole Miss	2 p.m.	ESPN2
<b>UNC Wilmington at Kentucky</b>	<b>4 p.m.</b>	<b>SEC Network</b>
Alabama A&M at Vanderbilt	5 p.m.	SEC Network+
<b>Sunday, Dec. 3</b>		
Auburn at Appalachian State	1 p.m.	ESPN2
Wichita State at Missouri	3 p.m.	ESPN2
Southern at Mississippi State	4 p.m.	SEC Network
<b>Monday, Dec. 4</b>		
Furman at Arkansas	8 p.m.	SEC Network+
Arkansas State at Alabama	8 p.m.	SEC Network
<b>Tuesday, Dec. 5</b>		
George Mason at Tennessee	6:30 p.m.	SEC Network+
Merrimack at Florida	7 p.m.	SEC Network+
Georgia Tech at Georgia	7:30 p.m.	SEC Network
Mount St. Mary's at Ole Miss	8 p.m.	SEC Network+
<b>Wednesday, Dec. 6</b>		
San Francisco at Vanderbilt	8 p.m.	SEC Network+
South Carolina at Clemson	8 p.m.	ACC Network
DePaul at Texas A&M	9 p.m.	SEC Network





# NOTES

## Honoring the Cats

### Aaron Bradshaw

- Kareem Abdul-Jabbar Award Watch List

### Justin Edwards

- Wooden Award preseason Player of the Year watch list
- Sporting News Preseason Third-Team All-America
- Naismith Trophy preseason Watch List
- Preseason First-Team All-SEC (media)
- Preseason Second-Team All-SEC (coaches)
- Julius Erving Award Watch List

### Antonio Reeves

- Preseason First-Team All-SEC (coaches)
- Preseason Second-Team All-SEC (media)
- Jerry West Award Preseason Watch List

### D.J. Wagner

- Bob Cousy Award Preseason Watch List
- SEC Freshman of the Week (Nov. 27)

## Clutch Free Throws

**Free throws during a two-possession game (six points or less) at any point with 3:00 or less to play or overtime:**

Player	FTs	Pct.
D.J. Wagner	5-6	.833
Tre Mitchell	4-6	.667
Rob Dillingham	1-2	.500
Adou Thiero	0-2	.000
<b>Kentucky</b>	<b>10-16</b>	<b>.625</b>

## All-Time Winningest Schools

SCHOOL	WINS
<b>1. Kentucky</b>	<b>2,381</b>
2. Kansas	2,376
3. North Carolina	2,348
4. Duke	2,278
5. UCLA	1,990
6. Temple	1,980
7. Syracuse	1,978
8. Notre Dame	1,953
9. St. John's	1,925
10. Indiana	1,916

\*As of Nov. 28, 2023

## Last Time Out: Miami Recap

Kentucky freshman Reed Sheppard has his first opportunity to play on a really big stage at Rupp Arena on Tuesday night as the Cats hosted eighth-ranked Miami. And Sheppard made the most of his chance to make a big impression.

Sheppard made eight of 13 from the field, including five of nine from behind the arc, on his way to 21 points as the Cats topped the 'Canes 95-73. Sheppard added five rebounds, four assists and three steals for the Cats.

UK head coach John Calipari gives Sheppard a lot of credit for his hard work that has helped him continue to improve.

"He was never a knock-down shooter," Calipari said. "You know what he's done, he lives in that gym. He works and he's made himself, kind of like Shai (Gilgeous-Alexander) and some of these other kids that I've had, they build their own confidence."

Calipari also knows that Sheppard's heredity is playing a role in how good he has been early this season. But it may not be what most UK fans are thinking.

"But I always saw his ability to have a feel for passing. His hands, and I'm not joking when I say this, that's (Sheppard's mother) Stacey's," Calipari said. "That's who that is. Jeff (Sheppard, Reed's father) wasn't that way. Stacey was that way. And you just seem him get his hands on balls."

Sheppard was not alone as the Cats handled the 'Canes. Antonio Reeves had 18 points, while Tre Mitchell added 14 points, seven assists and five rebounds. Rob Dillingham had 12 points and a career-high nine assists, while Justin Edwards had 11 points.

Kentucky closed the half on an 8-0 run to turn a three-point deficit into a 42-37 halftime advantage. And Sheppard was right in the middle of making it happen. After the Cats took a 38-37 lead on an Edwards dunk, Sheppard blocked a shot by Miami's Nijel Pack, got the rebound and hit a sprinting Reeves for a layup, extending the lead to three.

After Miami failed to score on its final possession of the half, the Cats ran the clock down and Sheppard assisted on a Tre Mitchell basket in the lane, giving UK a five-point lead at the break.

For those into the plus/minus statistic, Sheppard was an amazing plus-18 in the first half.

The UK streak continued early in the second half, and Sheppard was again in the middle of the action. He assisted on a Reeves layup to extend the lead to seven. Then, with the Cats leading by 10, Sheppard broke ahead of the pack and made a fast break layup, giving UK a 51-39 lead and forcing a Miami timeout.

Sheppard put the finishing touches on a 13-2 UK run with a three from the right wing, extending the Kentucky lead to 57-41.

Kentucky would extend the lead to as many as 29 points, 91-62, before settling for the 22-point victory.

## Running, Gunning and Sharing ... Oh, My!

To say that Kentucky is clicking offensively through the first seven games of the season would be an understatement.

- The Cats have scored at least 81 points in each of their first seven games for the first time since the 1970-71 season.
- UK is averaging 94.4 points per game for the season. That ranks third in the country.
- Kentucky scored a Calipari-era record 118 points against Marshall.
- The Wildcats also put up a Rupp Arena-record 69 points in the opening half against the Thundering Herd.
- They're playing at a fast pace, averaging just 15.1 seconds per possession which ranks 18th in the country.
- UK is logging 19.86 fast-break points per game. That mark is the best in the Southeastern Conference and the ninth best in the nation.
- Kentucky made at least 12 3-pointers in four straight games (Kansas, Stonehill, Saint Joseph's, Marshall) for the first time since December of 1989. UK has made at least eight in every game this season.
- The Wildcats are averaging 11.9 made 3s per game. That is the best in the SEC and ranks fourth nationally.
- It's 3-point percentage (.426) ranks fifth in the country.
- UK has six players averaging double-figure points.
- The Wildcats lead the country with a 2.56 assist-to-turnover ratio.
- Kentucky is dishing out 20.9 assists per game, ranking seventh in the country in that category. Four players have 23 or more assists (3.3 per game) thus far.
- Per KenPom, UK's offensive efficiency ranks third through

games on Nov. 28.

- Reed Sheppard leads the country in effective field-goal percentage and plus-minus per KenPom
- Rob Dillingham ranks second in the nation per KenPom in offensive rating

## Cats Historically Don't Count on the 3 ... But are Firing Away in 2023-24

Kentucky has never been reliant on the 3 under John Calipari, but this 2023-24 team is bucking the trend. Through seven games, Kentucky is averaging 37.7% of its points from distance and a whopping 41.6% of its field-goal attempts are from 3-point range. The percentage of attempts is the highest in the Calipari era, while the percentage of makes is also the highest -- although the sample size is extremely low.

Against Stonehill, UK drained a Calipari-era record 17 3-pointers. That mark is also the most since making 20 against LSU in 1995. The Cats didn't just make their shots, however, they did it at a 53.1% clip.

Kentucky drained at least 12 3-pointers in four straight games from Nov. 14-24. That was the longest streak of at least 12 makes since December of 1989. UK has made at least eight in every game this season.

The highest percentage of 3-point shots taken under Calipari was the 2010-11 Final Four team that lofted 32.4% of its shots from beyond the arc. That team is also Calipari's top 3-point shooting team at Kentucky. The most attempts per game in the Calipari era was the 2016-17 squad that took 19.89 3-point shots per game. This squad is currently taking 27.9 attempts per game.

Not relying on the three certainly hasn't hurt the Wildcats. UK is 10-3 all-time under Calipari when making one or fewer from long range.

Year	% of Attempts from 3	3-Point FG%
2009-10:	.304	.363
2010-11:	.324	.397
2011-12:	.265	.378
2012-13:	.293	.346
2013-14:	.276	.332 (lowest)
2014-15:	.271 (lowest)	.349
2015-16:	.310	.366
2016-17:	.316	.353
2017-18:	.258	.357
2018-19:	.296	.354
2019-20:	.266	.343
2020-21:	.322	.336
2021-22:	.279	.347
2022-23:	.300	.347
2023-24:	.416 (highest)	.426 (highest)

## Taking Care of the Rock

Through seven games this season, the young Cats value the rock. The Wildcats are averaging just 8.1 turnovers per game which ranks second in the country. UK's assist-to-turnover ratio is +2.56. That mark leads the nation.

Against A&M-Commerce, Kentucky turned the ball over just three times. According to Big Blue History, of 1,633 UK games where turnovers are available, only two other games had fewer: Jan. 5, 2021 vs. Vanderbilt (2) and Dec. 20, 1983 vs. Cincinnati (2).

Per KenPom.com, UK's 10.9 turnover percentage ranks as the best in the country.

Tre Mitchell ranks 15th in the nation with a 4.67 assist-to-turnover ratio to lead four Wildcats among the nation's top 85 performers.

## Freshmen Phenoms

Kentucky's latest No. 1-ranked recruiting class has been another collection of the best talent the country has to offer -- and they've delivered thus far in big ways.

- Rob Dillingham has scored in double figures in all seven games and currently ranks second on the squad with 15.4 points per game. He sparked a run against No. 1-ranked Kansas with four straight 3-pointers in a span of 90 seconds to lift UK to a first-half lead against the Jayhawks. Dillingham ranks first in the league and 26th nationally with 5.7 assists per game. He ranks second in the nation per KenPom.com in offensive rating at 133.3
- Justin Edwards nearly had his first career double-double with 16 points and seven rebounds in a come-from-behind win over



# NOTES

## 2023-24 Lead-Deficit Comparison

Opponent	Biggest Lead	Biggest Deficit	Biggest Run	Changes	Ties	Led	Trailed	Result
NEW MEXICO ST.	40 (2nd)	4 (1st)	17-0	2	0	36:41	3:01	W, 86-46
A&M-COMMERCE	22 (2nd)	13 (1st)	9-0	1	0	27:41	11:20	W, 81-61
vs. Kansas	14 (2nd)	9 (1st)	8-0	10	8	18:58	15:29	L, 89-84
STONEHILL	37 (2nd)	6 (1st)	14-0	3	1	35:46	3:45	W, 101-67
SAINT JOSEPH'S	9 (2nd)	5 (1st)	8-0	3	8	33:05	7:23	W, 96-88 <sup>OT</sup>
MARSHALL	41 (2nd)	2 (1st)	10-0	2	0	38:07	1:18	W, 118-82
MIAMI	29 (2nd)	6 (1st)	10-0	3	3	28:37	9:54	W, 95-73
UNC WILMINGTON	-	-	-	-	-	-	-	-
vs. Penn	-	-	-	-	-	-	-	-
vs. North Carolina	-	-	-	-	-	-	-	-
at Louisville	-	-	-	-	-	-	-	-
ILLINOIS STATE	-	-	-	-	-	-	-	-
at Florida	-	-	-	-	-	-	-	-
MISSOURI	-	-	-	-	-	-	-	-
at Texas A&M	-	-	-	-	-	-	-	-
MISSISSIPPI STATE	-	-	-	-	-	-	-	-
GEORGIA	-	-	-	-	-	-	-	-
at South Carolina	-	-	-	-	-	-	-	-
at Arkansas	-	-	-	-	-	-	-	-
FLORIDA	-	-	-	-	-	-	-	-
TENNESSEE	-	-	-	-	-	-	-	-
at Vanderbilt	-	-	-	-	-	-	-	-
GONZAGA	-	-	-	-	-	-	-	-
OLE MISS	-	-	-	-	-	-	-	-
at Auburn	-	-	-	-	-	-	-	-
at LSU	-	-	-	-	-	-	-	-
ALABAMA	-	-	-	-	-	-	-	-
at Mississippi State	-	-	-	-	-	-	-	-
ARKANSAS	-	-	-	-	-	-	-	-
VANDERBILT	-	-	-	-	-	-	-	-
at Tennessee	-	-	-	-	-	-	-	-
<b>BIGGEST/MOST</b>	<b>41</b>	<b>13</b>	<b>17-0</b>	<b>10</b>	<b>8</b>	<b>38:07</b>	<b>15:29</b>	
<b>TOTALS</b>						<b>218:55</b>	<b>52:10</b>	

A&M-Commerce at home. Edwards has five double-figure scoring efforts and has shot 50% or better in five games. He's averaging 10.1 points and 4.1 boards, while shooting 50% from the field

- Reed Sheppard has provided a steady presence on both ends of the floor. He scored 25 points highlighted by 7 of 8 from 3-point range in the win over Stonehill. He's averaging 12.3 points per game and connecting on a nation-leading 63.3% from 3-point range, while leading UK in steals (22). Per KenPom.com, he ranks first in the country in overall plus/minus with him on the court. He's also fifth in steal percentage and second in 3-point percentage
- D.J. Wagner has a 2.56 assist-to-turnover ratio and did not commit one against No. 1 Kansas in 25 minutes of action. Wagner had a breakthrough game with a 22-point, 6-assist effort in the overtime win over Saint Joseph's. He followed that performance up with 28 points and five assists against Marshall. He's averaging 13.1 points per game and adding 3.3 assists per game
- Jordan Burks is this team's energy guy off the bench. He is averaging 3.1 rebounds per game in just under 12 minutes of action. Burks had the best plus-minus against Kansas at plus-19

### Veteran Voices

For all that the 2023-24 class is providing this team, three veterans in Antonio Reeves, Tre Mitchell and Adou Thiero are the glue guys.

- Mitchell is averaging 14.9 points per game and 6.0 rebounds, while also dishing 28 assists. Mitchell was clutch for the Cats against Saint Joseph's with a dunk that tied the game to force overtime and then opened the extra period with back-to-back threes. He scored a season-high 22 points in the win. He ranks 15th in the country with a 4.67 assist-to-turnover ratio
- Reeves paces the team at 18.9 points per game and 22 made 3-pointers thus far. He's connected on at least one from long range in 18 straight dating back to last season. He's scored 20 or more points in four of the seven games and he's averaging a career-high 5.0 rebounds per game
- Thiero is averaging 8.2 points and a team-high 7.2 rebounds per game in six starts. He registered his first-career double-double with 16 points and 13 boards against No. 1 Kansas. He's connecting on 52.9% from the floor

### Forever Young

Similar to early teams under John Calipari's direction, the 2023-24 Kentucky Wildcats are one of the nation's youngest teams. With an average age of 20.0 years, the Cats rank as the seventh youngest team in the country. Only Arizona, at 19.77 years is younger from a Power Five standpoint.

This UK team is powered by the nation's No. 1 recruiting class. Calipari has had success before with teams led by the nation's best first-year players. Results of other No. 1 ranked classes under Calipari and corresponding seasons:

- 2010 - 35-3 (SEC Champion, SECT Champion, Elite Eight)
- 2011 - 29-9 (SECT Champion, Final Four)
- 2012 - 38-2 (SEC Champion, National Champion)
- 2013 - 21-12
- 2014 - 29-11 (Final Four)
- 2016 - 27-9 (SEC Champion, SECT Champion, Sweet 16)
- 2017 - 32-6 (SEC Champion, SECT Champion, Elite Eight)

### Wildcats Ink Four for 2024

Kentucky men's basketball head coach John Calipari announced the signing of four standout student-athletes to the program's 2024 signing class on Nov. 16. Somto Cyril, Boogie Fland, Travis Perry and Jayden Quaintance each inked national letters of intent with UK during the fall signing period.

In every season but one of the Calipari era, the Wildcats have signed a top-three recruiting class according to the Recruiting Services Consensus Index, which tallies major recruiting rankings and plugs them into a formula to calculate a consensus ranking. With the additions, Kentucky has signed 74 top-50 recruits, 58 top-25 players and 34 top-10 players (according to Rivals) in what will now be Calipari's 16 recruiting classes at Kentucky.

- **Somto Cyril (Enugu, Nigeria):** Forward | 6-10, 240 pounds | No. 44 overall by Rivals, No. 55 by ESPN and No. 68 by 247Sports | Through the preseason of his senior year, Cyril is averaging 11.6 points, 11.7 rebounds and 3.6 blocks per game while shooting 70.5% from the field for Rod Wave Elite and Overtime Elite | As a junior, he logged 8.1 points, 6.4 rebounds and 3.4 blocks per game | Was named the OTE Defensive Player of the Year as a junior after



# NOTES

leading the league in blocks per game at 3.4

• **Boogie Fland (Bronx, N.Y.):** Guard | 6-2, 170 pounds | No. 10 overall by Rivals, No. 18 by ESPN and No. 33 by 247Sports | Averaged 18.11 points, 4.2 rebounds, 3.7 assists and 2.0 steals per game as a junior | Logged 14.4 points, 5.0 rebounds, 2.7 assists and 1.9 steals as a sophomore | Played for USA Basketball U17 National Team and helped team to a gold medal at the 2022 FIBA U17 World Cup | Naismith Boys High School Player of the Year preseason watch list selection

• **Travis Perry (Eddyville, Ky.):** Guard | 6-2, 170 pounds | No. 70 overall by 247Sports, No. 84 by ESPN and No. 92 by Rivals | Ranked third in the state in scoring as a junior at 31.6 points per game, while adding 6.1 rebounds | Shot 52.3% from the field, 44.9% from long range and 87.4% from the charity stripe | 2023 Gatorade Kentucky Player of the Year | A varsity player since the seventh grade, Perry is the state of Kentucky's all-time leading scorer (4,359) and 3-pointers made (463) entering his senior season

• **Jayden Quaintance (Cleveland, Ohio):** Forward | 6-9, 230 pounds | No. 9 overall by 247Sports, No. 11 by Rivals and No. 14 by ESPN | Led North Laurel to the state Sweet 16, averaging 25.2 points, 7.6 assists, 6.8 rebounds and 4.4 steals per game as a junior | Averaged 17.3 points, 11.6 boards, 2.4 blocks, 1.4 assists and 1.4 steals per game as a junior | Reclassified from the 2025 class to the 2024 class and played up an age group during the Nike grassroots circuit this summer where he averaged 9.9 points, 6.2 boards, 1.6 blocks and 1.4 assists | Owns a 7-foot-3-plus wingspan | Won a gold medal with Team USA at the 2023 FIBA Americas U16 Championship where he averaged 6.7 points, 6.5 rebounds and 2.8 blocks per game | Naismith Boys High School Player of the Year preseason watch list selection

## Calipari Ahead of the Pack

Through 14 seasons at Kentucky, John Calipari's time in Lexington has been every bit as successful -- and more -- as fans hoped it would when he agreed to become the head coach at Kentucky in the spring of 2009.

By just about every measure, he is the most successful coach in college basketball during the last decade-plus. Among schools who have been to at least two Final Fours since 2009-10, Calipari ranks:

- First in NCAA Tournament wins (32)
- First in Final Four appearances (four)
- First in Elite Eight appearances (seven)
- First in Sweet Sixteen appearances (eight)
- Second in league tournament titles (six)
- Third in regular-season conference titles (six)
- Third in NCAA titles (one)

## Playing the New Role of Underdog

Led by 15th-year head coach John Calipari, Kentucky was picked fourth in the Southeastern Conference Preseason Poll, behind Tennessee, Texas A&M and Arkansas. Freshman Justin Edwards was named to the preseason All-SEC First Team, while senior Antonio Reeves garnered preseason All-SEC Second Team laurels by the media. The coaches voted Reeves to the first team and Edwards to the early-season second team.

- UK has won the regular-season title 49 times in the history of the program
- Kentucky has captured the SEC Tournament crown 31 times
- Calipari has directed his teams to regular-season SEC crowns in 2010, 2012, 2015, 2016,

2017 and 2020

- Kentucky has claimed the SEC Tournament title six times under his direction in 2010, 2011, 2015, 2016, 2017 and 2018

## Calipari Leading the Way in SEC Play

John Calipari leads the way among all current SEC head coaches in 2023-24 in career wins, league victories and titles. He is also ascending the all-time charts in league history:

- Calipari owns 393 victories as UK's head coach, ranking as the fourth-most wins by a coach leading an SEC program in the conference's history. Adolph Rupp (875), Billy Donovan (467) and Dale Brown (448) are the only others who have more
- Calipari is fifth all-time in SEC regular-season wins with 185. Rupp (397) has the most. C.M. Newton is fourth with 195. Donovan (200) and Brown (238) are the others head of Calipari
- Calipari is 24-7 in the SEC Tournament. His 24 victories are tied with Tubby Smith for the third-most in tournament history. Only Donovan (27) and Wimp Sanderson (25) have more
- Calipari has won six SEC Tournament titles. Only Alabama (8) has more in program history than Calipari has won in total
- From his time at UMass, Calipari ranks ninth in total wins (193) and eighth in wins in Atlantic 10 regular-season play (91). In his time at Memphis, Calipari accumulated the second-most total victories (252) and the most regular-season wins (133) in Conference USA history

## Four on National Watch Lists

Four Wildcats -- D.J. Wagner, Antonio Reeves, Justin Edwards and Aaron Bradshaw -- are on major national watch lists to begin the season.

Wagner is on the watch list for the Bob Cousy Award (best point guard), while Reeves is on the Jerry West Award list (best shooting guard), Edwards is on the Julius Erving Award list (best small forward) and Bradshaw is on the Kareem Abdul-Jabbar list (best center).

Edwards was also named to the Naismith Trophy preseason watch list and the Wooden Award watch list.

- In its history, Kentucky's Malik Monk (2017) won the West Award, Tyler Ulis (2016) captured the Cousy Award and Oscar Tshiebwe (2022) was tabbed the Abdul-Jabbar winner

## UK Ranked to Begin the Season

Led by 15th-year head coach John Calipari, once again, Kentucky began the season ranked in the Associated Press Top 25, checking in at No. 16. For the week of Nov. 13, UK is No. 17 in the AP poll.

- Eight Kentucky opponents enter the 2023-24 season ranked in the Top 25, including four nonconference opponents
- Per the preseason rankings, UK is slated to play 13 games against 10 NCAA Tournament teams from a season ago

## Calipari to Receive John R. Wooden Award Legends of Coaching Honor

Kentucky men's basketball head coach John Calipari will receive the John R. Wooden Award Legends of Coaching honor in 2024. Calipari will be presented with the honor along with the 2024 Wooden Award winners on April 12, 2024.

The Legends of Coaching Award was adopted by the Wooden Award Steering Committee in 1999. The honorees are selected based on character, success on the court, graduation rate of student-athletes in their basketball program, coaching philosophy and identification with

## Measurables

### Rob Dillingham



#### Wing Span

#### Lane Agility

#### Standing Vert.

#### Max Vert.

#### 3/4-Court Sprint

1. Ugonna Onyenso - 7'4"	1. Reed Sheppard - 10.40	T1. Joey Hart - 33.0"	1. Jordan Burks - 40.5"	1. D.J. Wagner - 3.161
2. Aaron Bradshaw - 7'1"	2. D.J. Wagner - 10.50	T1. Kareem Watkins - 33.0"	2. Rob Dillingham - 40.0"	2. Antonio Reeves - 3.201
3. Jordan Burks - 7'0"	3. Rob Dillingham - 10.54	3. Rob Dillingham - 32.0"	T3. Joey Hart - 39.0"	3. Adou Thiero - 3.221
T4. Tre Mitchell - 6'11"	4. Brennan Canada - 10.95	4. Adou Thiero - 31.0"	T3. Kareem Watkins - 39.0"	4. Rob Dillingham - 3.225
T4. Adou Thiero - 6'11"	5. Antonio Reeves - 11.07	5. Jordan Burks - 30.5"	T5. Reed Sheppard - 38.5"	5. Reed Sheppard - 3.288
			T5. Adou Thiero - 38.5"	

\*Zvonimir Ivišić was not measured

## Quick Facts

### GENERAL INFORMATION

<b>Location:</b> Lexington, Ky.
<b>Enrollment:</b> 32,710
<b>Founded:</b> 1865
<b>Colors:</b> Blue and White
<b>Nickname:</b> Wildcats
<b>Conference:</b> Southeastern Conference
<b>All-Time Record:</b> 2,381-749-1 (76.1%)
<b>Arena:</b> Rupp Arena (20,500)
<b>Rupp Arena Record:</b> 653-81 (89.0%) - 48th season
<b>NCAA Championships:</b> 8 (1948, '49, '51, '58, '78, '96, '98, 2012)
<b>NCAA Runners-Up:</b> 4 (1966, '75, '97, 2014)
<b>NCAA Tournament Record:</b> 129-53 (70.9%)
<b>Last NCAAT Appearance:</b> 2022, First Round
<b>President:</b> Dr. Eli Capilouto (Alabama, 1971)
<b>Athletics Director:</b> Mitch Barnhart (Ottawa, 1981)
<b>MBB Administrators:</b> Marc Hill (Iowa Wesleyan, 1993), Ray Oliver (Kansas, 1985)
<b>Head Coach:</b> John Calipari (Clarion, 1982)
<b>Calipari On-Court Record:</b> 838-254 (76.7%)
<b>Calipari UK Record:</b> 393-114 (77.5%)
<b>Athletics Phone Number:</b> 859.257.8000
<b>Starters Returning/Lost:</b> 0/5
<b>Players Returning/Lost:</b> 7/8





# NOTES

the goals of the John R. Wooden Award.

"To receive an honor in John Wooden's name is really special to me because he not only is the greatest coach of all-time, but because of the relationship I developed with his family over the years," Calipari said. "His daughter, Nan, and he have been so kind to me. I look forward to April and hopefully having a Player of the Year candidate there with me."

The Naismith Memorial Basketball Hall of Famer and 2012 Nell & John R. Wooden Coach of the Year Leadership Award winner Calipari has tried to lead by example and instill servant leadership as one of the pillars of his program. He continually encourages his players to lead with a kind heart and has included them in a number of causes throughout his career. Those experiences, while a player under Calipari, have paved the way for the likes of Devin Booker, DeMarcus Cousins and John Wall to earn the NBA's Cares Community Assist Award.

All 29 players at UK who were eligible to graduate by the end of their senior years walked away with a diploma in hand, including five players who earned their degree in just three years. Calipari's teams routinely have posted a combined team grade-point average of 3.0 or better.

Calipari has spearheaded the creation of the John McLendon Minority Leadership Initiative, a nationwide coach-driven initiative to provide minorities a jump-start to their careers through practical experiences, opportunities to build their network and instilling the values of John McLendon: integrity, education, leadership and mentorship. Participants in the initiative will be known as MLI Future Leaders.

Just last November, Calipari also was recognized for his work in putting others first when he received the Jefferson Award for Outstanding Public Service in Sports by Multiplying Good. The organization, which has honored many of the country's most significant trailblazers and changemakers for more than 50 years, is the world's most foremost and highly-celebrated organization focused on and honoring public service.

## Martin, Welch Join UK Coaching Staff

Head coach John Calipari added a pair of coaching veterans to his staff for the 2023-24 season when he tabbed Chuck Martin and John Welch as assistant coaches over the summer.

- Martin adds more than 20 years of collegiate coaching experience to the Wildcats' staff, most recently serving as an assistant this past season on Dana Altman's staff at Oregon, where he worked with All-Pac-12 First Team pick N'Faly Dante. Prior to Oregon, Martin spent five seasons on staff at South Carolina, serving as assistant coach for four seasons and another as associate head coach. With the Gamecocks, Martin helped develop 2018 Southeastern Conference Co-Defensive Player of the Year and All-SEC First Team selection Chris Silva along with 2019 SEC Sixth Man of the Year Hassani Gravett
- Martin will be tasked with providing strategies to help advance the program while offering additional counsel on all aspects of the program including recruiting, scouting, player development and special projects as assigned by the head coach. As recruiting coordinator, he will independently manage official and unofficial visits and be responsible for all recruiting strategy for the program
- Welch has served as an assistant coach in the NBA for nearly 20 years and spent almost 10 years on a collegiate staff prior to moving into the professional ranks. He has worked under notable coaches such as Doc Rivers, George Karl, Jason Kidd, Hubie Brown and Jerry Tarkanian
- Welch will be tasked as serving as a vital part of Calipari's game-planning strategy, while being a primary contributor to UK's scouting. Furthermore, Welch will be integral in the development and implementation of all individual on-court player training. This will include individual workouts and film sessions to improve skills, decision making and efficiency

## Always Efficient

According to Ken Pomeroy's calculations on kenpom.com, Kentucky teams under John Calipari have consistently ranked among the most efficient teams in the country per possession. Pomeroy's rankings as of Nov. 28, 2023:

Season	Offense (Rank)	Defense (Rank)	Overall
2023-24	120.9 (3)	98.2 (59)	13th
2022-23	116.2 (17)	98.8 (68)	27th
2021-22	120.0 (5)	94.3 (36)	6th
2020-21	108.0 (84)	93.1 (35)	49th
2019-20	112.7 (24)	95.1 (52)	29th
2018-19	117.6 (14)	90.1 (8)	8th
2017-18	115.8 (24)	95.4 (22)	17th
2016-17	119.1 (12)	91.4 (7)	4th
2015-16	120.4 (5)	98.0 (53)	6th
2014-15	119.3 (5)	86.5 (2)	1st
2013-14	117.6 (10)	96.9 (41)	11th
2012-13	108.8 (42)	99.1 (129)	42nd
2011-12	122.9 (2)	88.2 (9)	1st
2010-11	118.1 (7)	90.4 (15)	6th
2009-10	116.1 (15)	86.2 (6)	3rd

## The Winner is ... D.J. Wagner

The Wildcats garnered their first Southeastern Conference weekly award on Nov. 27 when D.J. Wagner was tabbed the league's top-performing freshman. Wagner averaged 25.0 points and 5.5 assists per game in an overtime win over Saint Joseph's and a record-breaking victory over Marshall.

Kentucky has dominated the weekly SEC awards with John Calipari at the helm. UK has won more weekly SEC honors (126) than any other school during the Calipari era, including 95 SEC Freshman of the Week awards and 31 SEC Player of the Week honors.

## S-E-C! S-E-C! S-E-C!

Kentucky is the Southeastern Conference's gold standard. Since the SEC's inception in 1932-33, the Wildcats are the most dominant team in the league, recording a 1,046-303 mark (77.5%) in regular-season conference play. Only Alabama has won more than 800 regular-season SEC games and no other team owns a better winning percentage.

- UK has averaged 11.6 wins and only 3.4 losses per season in 90 seasons in the SEC
- Kentucky has won 49 SEC regular-season titles and 31 SEC Tournament championships
- Kentucky is 11-3 in the opening game of the SEC season under John Calipari and 13-1 in the first home league opener. UK is 69-20 all-time in SEC openers
- The Wildcats have won 16 of the last 30 SEC Tournaments (the 2020 one was not played because of the COVID-19 pandemic)

## Points Per Possession

Game	Off. PPP	Def. PPP
NEW MEXICO STATE	1.23	0.66
TEXAS A&M-COMMERCE	1.23	0.92
vs. Kansas	1.01	1.07
STONEHILL	1.36	0.91
SAINT JOSEPH'S	1.20	1.10
MARSHALL	1.48	1.02
MIAMI	1.32	1.01
UNC WILMINGTON	-	-
vs. Penn	-	-
vs. North Carolina	-	-
at Louisville	-	-
ILLINOIS STATE	-	-
at Florida	-	-
MISSOURI	-	-
at Texas A&M	-	-
MISSISSIPPI STATE	-	-
GEORGIA	-	-
at South Carolina	-	-
at Arkansas	-	-
FLORIDA	-	-
TENNESSEE	-	-
at Vanderbilt	-	-
GONZAGA	-	-
OLE MISS	-	-
at Auburn	-	-
at LSU	-	-
ALABAMA	-	-
at Mississippi State	-	-
ARKANSAS	-	-
VANDERBILT	-	-
at Tennessee	-	-

## Overall

UK offensive high - 1.48, MARSHALL, (11/24)  
 UK offensive SEC high -  
 UK offensive postseason high -  
 UK offensive low - 1.01, vs. Kansas (11/14)  
 UK offensive SEC low -  
 UK offensive postseason low -  
  
 Opp. offensive high - 1.10, vs. SAINT JOE'S (11/20)  
 Opp. SEC high -  
 Opp. postseason high -  
 Opp. offensive low - 0.66, NEW MEXICO ST. (11/6)  
 Opp. SEC low -  
 Opp. postseason low -

## Wins vs. Losses in 2023-24

Result	FG%	Opp. FG%	3-Pt. FG%	Opp 3-Pt. FG%	FT%	RPG	APG	TOPG	BPG	SPG	PPG	Opp PPG
Wins	.555	.401	.452	.322	.729	36.3	22.0	8.2	5.2	10.4	96.2	69.5
Losses	.329	.475	.316	.333	.733	42.0	14.0	8.0	3.0	9.0	84.0	89.0



# NOTES

- UK has captured at least a share of six of the last 14 SEC regular-season championships under John Calipari
- Kentucky has played in the championship game of the SEC Tournament in eight of Calipari's 13 tournaments, winning six times (2020 tournament not played because of COVID)
- UK won its 1,000th game in SEC regular-season action vs. Alabama on Jan. 11, 2020. Kansas has won 1,000 conference games when combining its records in the Big 6, Big 7, Big 8 and Big 12, but no other team in the country had won 1,000 or more regular-season league games in one conference alone
- Eight teams made the 2023 NCAA Tournament field
- The SEC has had 43 NCAA Tournament selections over the last six tournaments
- The SEC went 9-8 in NCAA Tournament games in 2023. SEC teams were 87-57 (60.4%) in the NCAA tourney since 2012
- The league has advanced at least one team to the Elite Eight in 10 of the last 13 tournaments and nine different SEC teams have advanced to the Sweet Sixteen in the last six NCAA Tournaments
- As of the Nov. 27 Associated Press Top 25, the SEC has five teams ranked in the top 25. Four more are receiving votes

## Big-Game Cal, Cats

- Some notes about Cal's teams against the best of the best:
- Not only does Kentucky own a 70-50 record (58.3%) vs. Associated Press Top 25 teams under John Calipari, UK is 7-5 when both teams are ranked in the AP top five
- All-time, Calipari is 13-9 when both teams are ranked in the AP top five
- When both teams are ranked in the AP Top 25, Calipari's all-time record is 90-67, including a 59-39 mark at Kentucky
- When both are ranked in the top 10 he has a 27-22 record, including 16-15 at UK
- By defeating top-ranked Michigan State to start the 2019-20 season, UK knocked off the No. 1 team in consecutive seasons for the first time in school history. Kentucky downed Tennessee on Feb. 19, 2019
- With the win over MSU to begin 2019-20, the Wildcats have nine victories over the No. 1 team in 24 tries in program history
- Calipari is 6-5 all-time against the No. 1 ranked team

## Cats Deliver the Knockout Punch

Kentucky is 334-15 (95.7%) in the John Calipari era when leading by at least 10 points at any time in the contest. Eleven of the 15 losses in the Calipari era are to conference opponents. Perhaps most impressive of all is that 68.8% of games Calipari has coached in at Kentucky have produced 10-point leads at some point during the game for UK. The Wildcats have led by 10 points or more in a whopping 85.0% of Calipari's 393 career wins at Kentucky.

## Hold Them to 55 Points, 40%

Defense has always been a recipe for success for the Wildcats under John Calipari. The special ingredient: 55 points. Kentucky is a perfect 90-0 under Calipari when holding the opponent to 55 points or fewer, including 1-0 this season after limiting New Mexico State to 46 points.

The Wildcats are 216-10 (95.6%) under Calipari when limiting the opponent to 63 points or less, including 2-0 this season. Kentucky also fares well when it keeps the competition to 40% or less from the floor. UK is 235-24 (90.7%) vs. opponents under Calipari when their field-goal percentage is 40% or less.

## Taking Care of Business

Kentucky's 70-50 record vs. opponents ranked in the Associated Press Top 25 in John Calipari's tenure is impressive, but the Wildcats' ability to beat all-comers can't be overlooked. Under Calipari, UK is 323-64 vs. unranked competition, 83.5%.

## UK Leads with 26 on NBA Opening-Day Rosters

Kentucky men's basketball's ability to develop and prepare players for the next step continues to manifest itself as 26 former Wildcat student-athletes appeared on NBA opening-day rosters. Kentucky led the nation for the 12th consecutive season with the most alumni on opening-day rosters.

- The total of 26 players on NBA opening-day rosters (including two-way and inactive players) that played and finished their college basketball careers at Kentucky is more than any other college program in the country. Duke, with 24, is the only other school with more than 20 players in the NBA.
- Of the 15 NBA franchises featuring a Wildcat, eight have multiple Kentucky players. New York, Sacramento and Oklahoma City each have a trio of Wildcats on their roster while the Heat, Lakers, Pacers, Bucks and Hornets each have two
- In 14 seasons under head coach John Calipari, 47 players have been selected in the NBA Draft, including 35 first-round selections and three No. 1 overall picks (Anthony Davis, Karl-Anthony Towns and John Wall)
- Calipari has a streak of 16 consecutive drafts with a first-round pick dating back to his time at Memphis
- Calipari is one of only two coaches in the history of the sport to have four players drafted No. 1 overall (Derrick Rose – 2008, Wall – 2010, Davis – 2012, Towns – 2015)
- Using figures compiled by basketball-reference.com and spotrac.com, Calipari-coached players have amassed nearly than \$4 billion in career NBA contracts
- In the 14 seasons Calipari has been the head coach at Kentucky, his players have totaled nearly \$3.5 billion in NBA contracts

## UK's Record vs. AP Ranked Opponents and as an AP Ranked Opponent Under Cal

Kentucky (RK)	Opponent Rank																									RV	NR	TOTAL	
	1	2	3	4	5	6	7	8	9	10	11	12	13	14	15	16	17	18	19	20	21	22	23	24	25				
1	-	0-1	0-1	1-0	2-0	2-0	-	2-0	1-0	-	0-1	-	-	-	2-0	1-0	1-0	1-0	1-0	3-0	1-0	-	-	-	6-2	46-3	69-8		
2	1-0	-	-	0-1	1-0	0-1	-	-	-	-	1-0	1-0	-	1-0	-	1-0	-	1-0	0-1	-	-	-	-	-	-	4-0	24-0	34-3	
3	-	-	-	1-0	-	-	-	-	0-1	-	-	1-0	-	-	-	-	-	-	-	0-1	-	-	-	-	-	1-0	17-0	20-2	
4	-	0-2	-	-	-	-	0-1	0-1	-	-	-	-	1-0	-	0-1	-	-	-	-	-	-	-	-	-	2-0	2-0	12-2	17-7	
5	1-0	-	-	-	-	0-1	-	-	0-1	1-0	-	-	-	-	-	-	-	-	0-1	-	-	-	-	1-0	-	2-0	13-0	18-3	
6	-	-	-	-	0-1	-	1-0	1-0	-	0-1	-	-	-	-	-	-	-	0-1	1-0	-	-	-	-	-	-	2-0	9-2	14-5	
7	-	-	-	0-1	-	-	-	-	-	-	1-0	-	-	0-1	-	-	-	-	1-0	-	-	-	-	-	-	-	7-2	9-4	
8	-	-	-	-	-	-	-	-	1-0	-	-	-	1-0	-	1-0	-	-	-	-	-	-	1-0	-	0-1	-	2-3	13-0	19-4	
9	-	-	-	-	-	-	-	-	-	-	-	-	-	-	-	-	-	-	-	-	-	-	-	-	-	-	9-2	9-2	
10	-	-	-	-	-	-	-	-	0-1	-	-	-	0-1	-	-	-	-	-	-	-	-	-	-	-	-	3-4	15-3	18-9	
11	1-0	-	-	-	-	-	1-0	0-1	-	-	-	1-0	-	-	-	-	0-1	-	-	-	-	2-0	-	-	-	-	6-1	11-3	
12	-	0-1	-	-	1-0	-	-	1-0	-	-	-	-	1-0	-	1-0	-	1-0	-	-	-	-	-	-	-	-	2-0	5-1	11-2	
13	-	-	-	-	-	-	-	-	-	-	-	-	-	-	-	0-1	0-1	-	-	-	-	-	-	-	-	-	1-0	8-2	9-4
14	-	-	0-1	-	-	-	-	-	-	-	-	-	-	-	-	-	-	-	-	-	-	-	-	-	-	-	1-1	9-1	10-3
15	-	-	-	-	-	-	-	-	-	-	-	1-0	-	-	-	-	-	1-0	-	-	-	-	-	-	-	-	1-0	7-0	10-0
16	-	-	-	-	-	-	-	-	-	-	-	-	-	-	-	-	1-0	-	-	-	-	0-1	-	-	-	-	2-0	10-1	13-2
17	0-1	-	-	-	-	-	-	-	-	-	-	-	-	-	-	-	-	-	-	-	-	-	-	-	-	-	-	5-2	6-4
18	-	-	-	-	-	-	-	-	-	-	-	-	-	-	-	-	-	-	-	-	-	-	1-0	0-1	-	-	3-2	9-1	13-4
19	-	-	1-0	1-0	-	-	-	-	1-0	-	-	-	-	-	-	-	-	-	-	-	-	-	-	-	-	-	1-1	5-0	9-1
20	-	-	-	0-1	-	-	0-1	-	-	-	-	-	-	-	-	-	-	-	-	-	1-0	-	-	-	-	-	-	4-2	5-4
21	-	-	-	-	-	-	-	-	-	-	-	-	-	-	-	-	-	-	-	-	-	-	-	-	-	-	2-0	2-1	4-1
22	-	-	-	-	-	-	-	-	-	-	-	1-0	-	-	-	-	-	-	-	-	-	-	-	-	-	-	1-0	5-1	7-1
23	-	-	-	-	-	-	-	-	-	-	-	-	-	-	-	-	-	-	-	-	-	-	-	-	-	-	1-2	3-1	4-3
24	-	-	-	-	-	-	-	-	-	-	-	-	-	-	0-1	-	-	-	-	-	-	-	-	-	-	-	-	0-1	0-2
25	0-1	-	-	-	-	-	0-1	-	-	-	-	-	-	-	-	-	-	-	-	-	-	-	-	-	-	-	-	1-1	1-3
RV	0-1	1-0	-	-	1-0	-	2-1	-	0-1	0-1	-	1-0	1-0	-	0-1	-	-	0-1	-	-	-	-	-	-	-	-	-	-	-
NR	-	-	-	0-1	1-0	-	-	-	0-1	1-0	1-1	-	-	-	1-0	-	0-1	1-0	-	-	0-1	-	-	-	-	-	-	-	-
TOTAL	3-3	1-4	1-2	3-4	6-1	2-2	4-4	4-1	3-6	2-2	2-2	4-0	5-0	2-2	2-2	4-2	3-1	2-4	3-2	1-1	4-1	5-1	1-2	1-1	1-0	Total	340-84	Total	70-50





# KENTUCKY BY THE NUMBERS

Date	Opponent	Result	Points	Rebounds	Assists	Steals	Blocks
N. 6	<b>NEW MEXICO STATE</b>	W, 86-46	Dillingham - 17 <sup>^</sup>	Mitchell - 9 <sup>^</sup>	Mitchell - 5	Wagner - 3 <sup>^</sup>	Sheppard - 2 <sup>^</sup>
N. 10	<b>A&amp;M-COMMERCE</b> <sup>1</sup>	W, 81-61	Reeves- 21 <sup>^</sup>	Mitchell - 8 <sup>^</sup>	Dillingham - 4 <sup>^</sup>	Two with - 3 <sup>^</sup>	Sheppard - 2 <sup>^</sup>
N. 14	vs. Kansas <sup>2</sup>	L, 89-84	Reeves - 24	Thiero - 13	Two with - 3	Sheppard - 4 <sup>^</sup>	Mitchell - 2 <sup>^</sup>
N. 17	<b>STONEHILL</b> <sup>1</sup>	W, 101-67	Sheppard - 25 <sup>^</sup>	Four with - 5 <sup>^</sup>	Two with - 7 <sup>^</sup>	Sheppard - 3	Two with - 2 <sup>^</sup>
N. 20	<b>SAINT JOSEPH'S</b> <sup>1</sup>	W, 96-88 <sup>OT</sup>	Two with - 22	Mitchell - 6	Two with - 6 <sup>^</sup>	Sheppard - 5 <sup>^</sup>	Mitchell - 4 <sup>^</sup>
N. 24	<b>MARSHALL</b>	W, 118-82	Wagner - 28 <sup>^</sup>	Thiero - 7	Dillingham - 8 <sup>^</sup>	Wagner - 3	Thiero - 2 <sup>^</sup>
N. 28	<b>MIAMI</b> <sup>3</sup>	W, 95-73	Sheppard - 21 <sup>^</sup>	Thiero - 6	Dillingham - 9 <sup>^</sup>	Sheppard - 3 <sup>^</sup>	Mitchell - 2 <sup>^</sup>
D. 2	<b>UNC WILMINGTON</b>						
D. 9	vs. Penn <sup>4</sup>						
D. 16	vs. North Carolina <sup>5</sup>						
D. 21	at Louisville						
D. 29	<b>ILLINOIS STATE</b>						
J. 6	at Florida <sup>*</sup>						
J. 9	<b>MISSOURI</b> <sup>*</sup>						
J. 13	at Texas A&M <sup>*</sup>						
J. 17	<b>MISSISSIPPI STATE</b> <sup>*</sup>						
J. 20	<b>GEORGIA</b> <sup>*</sup>						
J. 19	at South Carolina <sup>*</sup>						
J. 27	at Arkansas <sup>*</sup>						
J. 31	<b>FLORIDA</b> <sup>*</sup>						
F. 3	<b>TENNESSEE</b> <sup>*</sup>						
F. 6	at Vanderbilt <sup>*</sup>						
F. 10	<b>GONZAGA</b>						
F. 13	<b>OLE MISS</b> <sup>*</sup>						
F. 17	at Auburn <sup>*</sup>						
F. 21	at LSU <sup>*</sup>						
F. 24	<b>ALABAMA</b> <sup>*</sup>						
F. 27	at Mississippi State <sup>*</sup>						
M. 2	<b>ARKANSAS</b> <sup>*</sup>						
M. 6	<b>VANDERBILT</b> <sup>*</sup>						
M. 9	at Tennessee <sup>*</sup>						

All home games in **BOLD CAPS**  
<sup>\*</sup>SEC game, <sup>^</sup>game high  
 1 - Wildcat Challenge (Rupp Arena | Lexington, Ky.)  
 2 - Champions Classic (United Center | Chicago)  
 3 - ACC/SEC Challenge (Rupp Arena | Lexington, Ky.)  
 4 - CBS Sports Classic (State Farm Arena | Atlanta)

### Times Led

Reeves - 2  
 Sheppard - 2  
 Wagner - 2  
 Dillingham - 1  
 Mitchell - 1

### Times Led

Thiero - 4  
 Mitchell - 3  
 Edwards - 1  
 Reeves - 1  
 Wagner - 1

### Times Led

Dillingham - 6  
 Mitchell - 2  
 Sheppard - 1  
 Wagner - 1

### Times Led

Sheppard - 5  
 Wagner - 2  
 Mitchell - 1

### Times Led

Mitchell - 3  
 Sheppard - 3  
 Thiero - 1  
 Wagner - 1

## Comparing the Calipari Era

A look at the statistics throughout the John Calipari era through seven games ...

Year	FG%	Opp. FG%	3-Pt. FG%	FT%	RPG	Assists	TOs.	Blocks	Steals	Points	PPG	Record
2023-24	.518	.411	.426	.730	37.1	146	57	34	70	661	94.4	6-1
2022-23	.465	.373	.374	.710	42.1	134	85	46	563	583	83.3	5-2
2021-22	.483	.383	.331	.778	46.6	120	88	36	48	585	83.6	6-1
2020-21	.414	.411	.250	.662	39.1	75	111	35	41	454	64.9	1-6
2019-20	.469	.361	.301	.784	40.0	102	90	32	32	538	76.9	6-1
2018-19	.497	.433	.348	.757	41.0	101	105	38	44	597	85.3	6-1
2017-18	.507	.384	.376	.636	41.0	115	111	42	42	548	78.3	6-1
2016-17	.496	.376	.323	.711	44.3	149	82	53	55	669	95.6	7-0
2015-16	.490	.385	.276	.665	40.7	93	90	44	53	558	79.7	7-0
2014-15	.477	.279	.323	.653	44.0	120	79	65	61	553	79.0	7-0
2013-14	.467	.363	.289	.674	48.6	91	90	52	33	597	85.3	6-1
2012-13	.492	.404	.376	.315	36.0	111	86	48	48	531	75.9	4-3
2011-12	.496	.313	.396	.682	44.3	114	91	80	59	586	83.7	7-0
2010-11	.463	.394	.414	.634	40.6	91	82	49	44	548	78.3	5-2
2009-10	.515	.366	.379	.668	42.7	118	120	58	49	581	83.0	7-0



# MISCELLANEOUS STATS

## Game Leaders

No.	Name	Points	Rebounds	Blocks	Assists	Steals	10+ Pts	20+ Pts	10+ Rebs	3+ Assts	3+ Blks	3+ Stls	3+ 3s	Double-Double
0	Rob Dillingham	1 (1)	0 (0)	0 (0)	6 (6)	0 (0)	7 (7)	1 (1)	0 (0)	7 (7)	0 (0)	0 (0)	2 (2)	0 (0)
1	Justin Edwards	0 (0)	1 (1)	0 (0)	0 (0)	0 (0)	5 (5)	0 (0)	0 (0)	0 (0)	0 (0)	0 (0)	1 (1)	0 (0)
2	Aaron Bradshaw	0 (0)	0 (0)	0 (0)	0 (0)	0 (0)	0 (0)	0 (0)	0 (0)	0 (0)	0 (0)	0 (0)	0 (0)	0 (0)
3	Adou Thiero	0 (0)	4 (4)	1 (4)	0 (0)	0 (4)	1 (1)	0 (0)	1 (1)	1 (1)	0 (0)	1 (1)	0 (0)	1 (1)
4	Tre Mitchell*	1 (35)	3 (41)	3 (49)	2 (15)	1 (23)	5 (76)	1 (20)	0 (11)	6 (29)	1 (7)	1 (6)	1 (10)	0 (11)
12	Antonio Reeves*	2 (49)	1 (7)	0 (7)	0 (8)	0 (22)	7 (93)	4 (35)	0 (1)	2 (20)	0 (1)	0 (5)	5 (41)	0 (1)
13	Grant Darbyshire	0 (0)	0 (0)	0 (0)	0 (0)	0 (0)	0 (0)	0 (0)	0 (0)	0 (0)	0 (0)	0 (0)	0 (0)	0 (0)
14	Brennan Canada	0 (0)	0 (0)	0 (1)	0 (0)	0 (0)	0 (0)	0 (0)	0 (0)	0 (0)	0 (0)	0 (0)	0 (0)	0 (0)
15	Reed Sheppard	2 (2)	0 (0)	3 (3)	1 (1)	5 (5)	5 (5)	2 (2)	0 (0)	4 (4)	0 (0)	5 (5)	3 (3)	0 (0)
20	Joey Hart	0 (0)	0 (0)	0 (0)	0 (0)	0 (0)	0 (0)	0 (0)	0 (0)	0 (0)	0 (0)	0 (0)	0 (0)	0 (0)
21	D.J. Wagner	2 (2)	1 (1)	1 (1)	1 (1)	2 (2)	4 (4)	2 (2)	0 (0)	5 (5)	0 (0)	2 (2)	1 (1)	0 (0)
22	Walker Horn	0 (0)	0 (0)	0 (0)	0 (0)	0 (0)	0 (0)	0 (0)	0 (0)	0 (0)	0 (0)	0 (0)	0 (0)	0 (0)
23	Jordan Burks	0 (0)	0 (0)	0 (0)	0 (0)	0 (0)	0 (0)	0 (0)	0 (0)	0 (0)	0 (0)	0 (0)	0 (0)	0 (0)
25	Kareem Watkins	0 (0)	0 (0)	0 (0)	0 (0)	0 (0)	0 (0)	0 (0)	0 (0)	0 (0)	0 (0)	0 (0)	0 (0)	0 (0)
33	Ugonna Onyenso	0 (0)	0 (1)	0 (4)	0 (0)	0 (0)	0 (0)	0 (0)	0 (1)	0 (0)	0 (4)	0 (0)	0 (0)	0 (0)
44	Zvonimir Ivišić	0 (0)	0 (0)	0 (0)	0 (0)	0 (0)	0 (0)	0 (0)	0 (0)	0 (0)	0 (0)	0 (0)	0 (0)	0 (0)

Career total in (parentheses); \*includes pre-UK career

## Games With ...

### Starting Lineups

Guard	Guard	G/F	Forward	Forward	Games	W-L
Wagner	Reeves	Edwards	Thiero	Mitchell	6	5-1
Wagner	Reeves	Dillingham	Edwards	Mitchell	1	1-0

Starter	Games Started	Wins	Losses
Justin Edwards	7	6	1
Tre Mitchell	7	6	1
Antonio Reeves	7	6	1
D.J. Wagner	7	6	1
Adou Thiero	6	5	1
Rob Dillingham	1	1	0

### Streaks

Overall	Won 4
Unranked AP teams anywhere	Won 6
Ranked AP teams anywhere	Won 1
Home	Won 6
Home AP ranked teams	Won 2
Home AP unranked teams	Won 5
Home SEC	Lost 1
Home nonconference	Won 6
Home AP ranked SEC	Won 3
Home AP unranked SEC	Lost 1
Home AP ranked nonconference	Won 1
Home AP unranked nonconference	Won 22
Road	Won 3
Road AP ranked teams	Won 1
Road AP unranked teams	Won 3
Road SEC	Won 3
Road nonconference	Lost 1
Road AP ranked SEC	Won 1
Road AP unranked SEC	Won 3
Road AP ranked nonconference	Lost 1
Road AP unranked nonconference	Lost 2
Neutral	Lost 2
Neutral AP ranked teams	Lost 8
Neutral AP unranked teams	Won 1
Neutral SEC Tournament	Lost 2
Neutral nonconference	Lost 2
Neutral AP ranked SEC Tournament	Lost 3
Neutral AP unranked SEC Tournament	Lost 1
Neutral AP ranked nonconference	Lost 7
Neutral AP unranked nonconference	Won 2
Active Consecutive Made Kentucky Starts	
Antonio Reeves	11
Justin Edwards	7
Tre Mitchell	7
D.J. Wagner	7
Adou Thiero	6
Active Consecutive Made Kentucky Free Throws	
Reed Sheppard	7
Ugonna Onyenso	3
Tre Mitchell	2
Jordan Burks	1
Adou Thiero	1
D.J. Wagner	1
Active Consecutive Games with a 3-Pointer at Kentucky	
Antonio Reeves	18
Rob Dillingham	7
Tre Mitchell	6
Reed Sheppard	2
Joey Hart	1

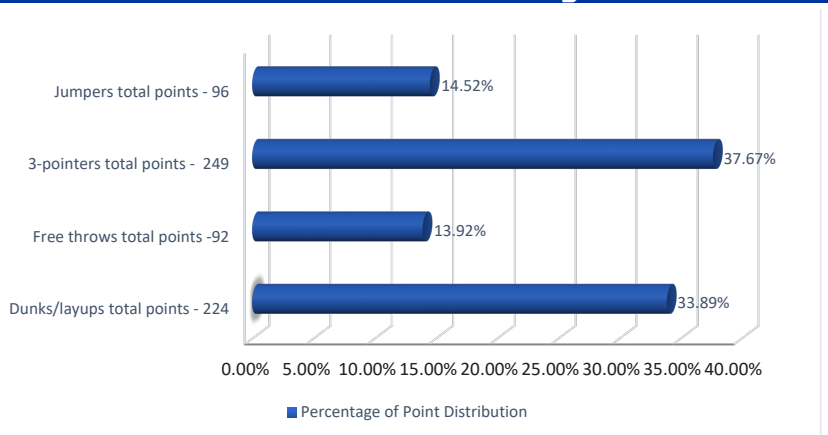
### Miscellaneous

<b>Charges Drawn</b>	
Tre Mitchell	- 1
<b>First Sub</b>	
Rob Dillingham	- 6
Reed Sheppard	- 5
Jordan Burks	- 2
<b>5-Second Violations</b>	
<b>10-Second Violations</b>	
Kentucky forced	- 1
<b>Shot-Clock Violations</b>	
Kentucky forced	- 2
Opponent forced	- 1
<b>Tipoffs (including OT)</b>	
Kentucky	- 4
Opponent	- 4
<b>3-Point Plays</b>	
Tre Mitchell	- 3
Adou Thiero	- 2
D.J. Wagner	- 2
Jordan Burks	- 1
Rob Dillingham	- 1
Antonio Reeves	- 1
<b>4-Point Plays</b>	
Rob Dillingham	- 1

### Kentucky's Record When ...

KENTUCKY RECORD	ALL	SEC	KENTUCKY RECORD	ALL	SEC
Leading at halftime:	6-1	0-0	On CBS:	0-0	0-0
Tied at the half:	0-0	0-0	On ABC:	0-0	0-0
Trailing at halftime:	0-0	0-0	On ESPN/ESPN2/ESPNU:	1-1	0-0
Shoot 50% or better:	4-0	0-0	On SEC Network:	3-0	0-0
Shoot less than 50%:	2-1	0-0	On ESPN+/SEC Network+:	2-0	0-0
Shoot higher % than opp.:	6-0	0-0	vs. SEC at home:	0-0	0-0
Shoot lower % than opp.:	0-1	0-0	vs. SEC on road:	0-0	0-0
Opp. shoot worse than 40%:	2-0	0-0	Games vs. AP ranked opp.:	1-1	0-0
Opp. shoot 40% or higher:	4-1	0-0	Games following a loss:	1-0	0-0
Score less than 60 points:	0-0	0-0	Games following a win:	4-1	0-0
Score 60-69 points:	0-0	0-0	More points in the paint:	6-0	0-0
Score 70-79 points:	0-0	0-0	Fewer or same points in the paint:	0-1	0-0
Score 80-89 points:	2-1	0-0	More bench points than opp.:	4-1	0-0
Score 90-99 points:	2-0	0-0	Fewer or same bench pts.:	2-0	0-0
Score 100+ points:	2-0	0-0	More second-chance points:	2-1	0-0
Opp. score less than 60 pts.:	1-0	0-0	Fewer or same second-chance pts.:	4-0	0-0
Opp. score 60-69 pts.:	2-0	0-0	More points off TOs:	6-1	0-0
Opp. score 70-79 pts.:	1-0	0-0	Fewer or same points off TOs:	0-0	0-0
Opp. score 80-89 points:	2-1	0-0	On Monday:	2-0	0-0
Opp. score 90-99 points:	0-0	0-0	On Tuesday:	1-1	0-0
Opp. score 100+ points:	0-0	0-0	On Wednesday:	0-0	0-0
Outrebounded opponent:	3-0	0-0	On Thursday:	0-0	0-0
Outrebounded by opponent:	3-1	0-0	On Friday:	3-0	0-0
Equal number of rebounds:	0-0	0-0	On Saturday:	0-0	0-0
Fewer turnovers than opp.:	5-1	0-0	On Sunday:	0-0	0-0
Same turnovers as opp.:	1-0	0-0	In November	6-1	0-0
More turnovers than opp.:	0-0	0-0	In December	0-0	0-0
Make 8 or more 3-pointers:	6-1	0-0	In January	0-0	0-0
Make 7 or fewer 3-pointers:	0-0	0-0	In February	0-0	0-0
Games decided by 5 or fewer:	0-1	0-0	In March	0-0	0-0
Overtime games:	1-0	0-0	In April	0-0	0-0

### How the Cats are Scoring



### Dunk Tracker

Player	Dunks in 2023-24	Dunks in Career
Tre Mitchell	3	37
Antonio Reeves	0	18
Justin Edwards	9	9
Adou Thiero	3	5
Ugonna Onyenso	0	4
Jordan Burks	2	2
Rob Dillingham	1	1
Reed Sheppard	1	1
D.J. Wagner	1	1

### Fast Facts

Shooting Percentage	.518
Avg. Assists Per Game	20.9
Points Off Turnovers	18.4
Second-Chance Points	10.7
Points in the Paint	40.0
Fast Break Points	19.9
Bench Points	28.7
Points Per Possession	1.262
Avg. Time of Possession	15.1

### First Points of the Game

Player	Dunk/Layup	Jumper	3PT	FT
Justin Edwards				1
Tre Mitchell	2		1	
Adou Thiero	1		1	
D.J. Wagner				1



# THE LAST TIME UK ...

## INDIVIDUALS

### SCORING

**Scored 25 points:** D.J. Wagner (28) vs. MARSHALL, 11/24/23  
**Scored 30 points:** Antonio Reeves (37) at Arkansas, 3/4/23  
**Scored 35 points:** Antonio Reeves (37) at Arkansas, 3/4/23  
**Scored 40 points:** Malik Monk (47) vs. North Carolina, 12/17/16  
**Scored 45 points:** Malik Monk (47) vs. North Carolina, 12/17/16  
**Scored 50 points:** Jodie Meeks (54) at Tennessee, 1/13/09  
**Scored 55 points:** Never  
**Two players had 20 points:** D.J. Wagner (28) and Antonio Reeves (23) vs. MARSHALL, 11/24/23  
**Three players had 20 points:** Tre Mitchell (22), D.J. Wagner (22) and Antonio Reeves (20) vs. SAINT JOSEPH'S, 11/20/23  
**Two players had 30 points:** Patrick Patterson (33) and Jodie Meeks (32) vs. TENNESSEE STATE, 12/22/08  
**Scored 20 points in two straight games:** Antonio Reeves (2) and D.J. Wagner (2) 11/20/23 - 11/24/23  
**Scored 20 points in three straight games:** Oscar Tshiebwe (3), 2/22/23 - 3/1/23  
**Scored 20 points in four straight games:** PJ Washington (4), 2/5/19 - 2/16/19  
**Scored 20 points in five straight games:** Jamal Murray (12), 2/2/16 - 3/12/16  
**Scored 20 points in six straight games:** Jamal Murray (12), 2/2/16 - 3/12/16  
**Scored 20 points in seven straight games:** Jamal Murray (12), 2/2/16 - 3/12/16  
**Scored 20 points in eight straight games:** Jamal Murray (12), 2/2/16 - 3/12/16  
**Scored 20 points in nine straight games:** Jamal Murray (12), 2/2/16 - 3/12/16  
**Scored 20 points in 10 straight games:** Jamal Murray (12), 2/2/16 - 3/12/16  
**Scored 20 points in 11 straight games:** Jamal Murray (12), 2/2/16 - 3/12/16  
**Scored 20 points in 12 straight games:** Jamal Murray (12), 2/2/16 - 3/12/16  
**Scored 20 points in 15 straight games:** Dan Issel (18), 12/1/69 - 2/7/70  
**Scored 25 points in two straight games:** Oscar Tshiebwe (2), 1/8/22 - 1/11/22  
**Scored 25 points in three straight games:** Tayshaun Prince (3), 3/11/01-3/17/01  
**Scored 30 points in two straight games:** Jodie Meeks vs. Appalachian State (46), 12/20/08; vs. TENNESSEE STATE (32), 12/22/08  
**Scored 30 points in three straight games:** Dan Issel (6) 2/14/70 - 3/2/70  
**Scored in double figures in 10 straight games:** Jacob Toppin (12), 1/17/23-2/25/23  
**Scored in double figures in 15 straight games:** Oscar Tshiebwe (17), 1/19/22-11/15/22  
**Scored in double figures in 20 straight games:** Immanuel Quickley (20), 12/28/19-3/7/20  
**Scored in double figures in 25 straight games:** Malik Monk (30), 11/11/16-2/28/17  
**Scored in double figures in 30 straight games:** Malik Monk (30), 11/11/16-2/28/17  
**Scored in double figures in 33 straight games:** Jamal Murray (34), 11/17/15 - 3/19/16  
**Scored in double figures in 34 straight games:** Jamal Murray (34), 11/17/15 - 3/19/16  
**Scored in double figures in 35 straight games:** Kenny Walker (36), 11/14/85 - 3/22/86  
**Five players scored in double figures:** Reed Sheppard (21), Antonio Reeves (18), Tre Mitchell (14), Rob Dillingham (12), Justin Edwards (11) vs. MIAMI, 11/28/23  
**Six players scored in double figures:** D.J. Wagner (28), Antonio Reeves (23), Tre Mitchell (18), Rob Dillingham (16), Reed Sheppard (12), Justin Edwards (10) vs. MARSHALL, 11/24/23  
**Seven players scored in double figures:** Randolph Morris (17), Kelenna Azubuike (15), Patrick Sparks (14), Chuck Hayes (12), Rajon Rondo (11), Ravi Moss (10) and Ramel Bradley (10) vs. MISSISSIPPI STATE 2/19/05  
**Four players with 15 or more points:** D.J. Wagner (28), Antonio Reeves (23), Tre Mitchell (18), Rob Dillingham (16), vs. MARSHALL, 11/24/23

### DOUBLE-DOUBLES

**Double-double:** Adou Thiero (16 points, 13 rebounds) vs. Kansas, 11/14/23  
**Triple-double:** Isaiah Briscoe (19 points, 11 rebounds, 10 assists) at Ole Miss, 12/29/16  
**20-10 (rebs) game:** Oscar Tshiebwe (25 points, 18 rebounds) vs. Kansas State, 3/19/23  
**20-10 (assts) game:** De'Aaron Fox (24 points, 10 assists) vs. North Carolina, 12/17/16  
**20-15 game:** Oscar Tshiebwe (25 points, 18 rebounds) vs. Kan-

sas State, 3/19/23  
**20-20 game:** Oscar Tshiebwe (21 points, 20 rebounds), vs. VANDERBILT, 3/1/23  
**30-10 game:** Oscar Tshiebwe (37 points, 24 rebounds) vs. GEORGIA, 1/17/23  
**30-15 game:** Oscar Tshiebwe (37 points, 24 rebounds) vs. GEORGIA, 1/17/23  
**30-20 game:** Oscar Tshiebwe (37 points, 24 rebounds) vs. GEORGIA, 1/17/23  
**40-30 game:** Bill Spivey (40 points, 34 rebounds) vs. XAVIER, 2/13/51  
**Back-to-back 20-10 games:** Oscar Tshiebwe (22 p, 17 r) vs. AUBURN, 2/25/23; (21 p, 20 r) vs. VANDERBILT, 1/3/23  
**Three straight 20-10 games:** Julius Randle (23 p, 16 r) vs. UNC ASHEVILLE, 11/8/13; (22 p, 14 r) vs. NORTHERN KENTUCKY, 11/10/13; (27 p, 13 r) vs. Michigan State, 11/12/13  
**Double-double in points and rebs.:** Adou Thiero (16 points, 13 rebounds) vs. Kansas, 11/14/23  
**Double-double in points and assists:** Sahvir Wheeler (11 points, 11 assists) vs. DUQUESNE, 11/11/22  
**Double-double in points and blocks:** Never  
**Double-double in points and steals:** Never  
**Double-double in two consecutive games:** Oscar Tshiebwe (4) 2/25/23-3/10/23  
**Double-double in three consecutive games:** Oscar Tshiebwe (4) 2/25/23-3/10/23  
**Double-double in four consecutive games:** Oscar Tshiebwe (4) 2/25/23-3/10/23  
**Double-double in five consecutive games:** Oscar Tshiebwe (17) 1/19/22-11/15/22  
**Double-double in 10 consecutive games:** Oscar Tshiebwe (17) 1/19/22-11/15/22  
**Double-double in 15 consecutive games:** Oscar Tshiebwe (17) 1/19/22-11/15/22  
**Two players record double-doubles:** Oscar Tshiebwe (19 points, 15 rebounds), Jacob Toppin (21 points, 11 rebounds) vs. Vanderbilt, 3/10/23  
**Three players record double-doubles:** PJ Washington (20 points, 13 rebounds), Reid Travis (18 points, 12 rebounds), Keldon Johnson (15 points, 10 rebounds) vs. KANSAS, 1/26/19  
**Four players record double-doubles:** Jack Givens (30 pts, 13 rebs), Kyle Macy (16 pts, 10 assts), Mike Phillips (22 pts, 18 rebs), Rick Robey (23 pts, 13 rebs) vs. SMU 11/26/77  
**Five players record double-doubles:** Never

### FIELD GOALS

**Made 12 FG in a game:** Antonio Reeves (12) at Arkansas, 3/4/23  
**Made 15 FG in a game:** Malik Monk (18) vs. North Carolina, 12/17/16  
**Made 16 FG in a game:** Malik Monk (18) vs. North Carolina, 12/17/16  
**Made 17 FG in a game:** Malik Monk (18) vs. North Carolina, 12/17/16  
**Made 18 FG in a game:** Malik Monk (18) vs. North Carolina, 12/17/16  
**Made 19 FG in a game:** Dan Issel (19) at Alabama, 2/23/70  
**Made 20 FG in a game:** Dan Issel (23) at Ole Miss, 2/7/70  
**Made 21 FG in a game:** Dan Issel (23) at Ole Miss, 2/7/70  
**Made 22 FG in a game:** Dan Issel (23) at Ole Miss, 2/7/70  
**Made 23 FG in a game:** Dan Issel (23) at Ole Miss, 2/7/70  
**Made 24 FG in a game:** Never  
**Attempted 17 FG in a game:** D.J. Wagner (17) vs. SAINT JOSEPH'S, 11/20/23  
**Attempted 18 FG in a game:** Antonio Reeves (25) vs. Kansas, 11/14/23  
**Attempted 19 FG in a game:** Antonio Reeves (25) vs. Kansas, 11/14/23  
**Attempted 20 FG in a game:** Antonio Reeves (25) vs. Kansas, 11/14/23  
**Attempted 25 FG in a game:** Antonio Reeves (25) vs. Kansas, 11/14/23  
**Attempted 30 FG in a game:** Kevin Grevey (30) vs. UCLA, 3/31/75  
**Attempted 40 FG in a game:** Bill Spivey (41) XAVIER, 2/13/51

### 3-POINTERS

**Made 5 3-pointers in a game:** Reed Sheppard (5) vs. MIAMI, 11/28/23  
**Made 6 3-pointers in a game:** Reed Sheppard (7) vs. STONE-HILL, 11/17/23  
**Made 7 3-pointers in a game:** Reed Sheppard (7) vs. STONE-HILL, 11/17/23  
**Made 8 3-pointers in a game:** Immanuel Quickley (8) at Texas A&M, 2/25/20  
**Made 9 3-pointers in a game:** Jodie Meeks (10) at Tennessee, 1/13/09  
**Made 10 3-pointers in a game:** Jodie Meeks (10) at Tennessee, 1/13/09  
**Made 11 3-pointers in a game:** Never  
**Two players made at least 5 3-pointers in a game:** Davion Mintz (6), Brandon Boston Jr. (6) vs. SOUTH CAROLINA, 3/6/21

**Two players made at least 6 3-pointers in a game:** Davion Mintz (6), Brandon Boston Jr. (6) vs. SOUTH CAROLINA, 3/6/21  
**Two players made at least 7 3-pointers in a game:** Never  
**Attempted 10 3-pointers in a game:** Tre Mitchell (10) vs. SAINT JOSEPH'S, 11/20/23  
**Attempted 15 3-pointers in a game:** Antonio Reeves (17) vs. Kansas, 11/14/23  
**Attempted 16 3-pointers in a game:** Antonio Reeves (17) vs. Kansas, 11/14/23  
**Attempted 17 3-pointers in a game:** Antonio Reeves (17) vs. Kansas, 11/14/23  
**Attempted 18 3-pointers in a game:** Derrick Miller (19) at Kansas 12/9/89  
**Attempted 19 3-pointers in a game:** Derrick Miller (19) at Kansas 12/9/89  
**Attempted 20 3-pointers in a game:** Never  
**Made a 3-pointer in 10 straight games:** Antonio Reeves (18), 2/7/23-11/28/23  
**Made a 3-pointer in 15 straight games:** Antonio Reeves (18), 2/7/23-11/28/23  
**Made a 3-pointer in 20 straight games:** Kellan Grady (21), 11/29/21-2/19/22  
**Made a 3-pointer in 30 straight games:** Jamal Murray (36), 11/13/15-3/19/16  
**Made two 3-pointers in 10 straight games:** Kevin Knox (11), 2/10/16-3/11/18  
**Made three 3-pointers in 10 straight games:** Gerald Fitch (20), 1/14/03-3/23/03  
**Made three 3-pointers in 15 straight games:** Gerald Fitch (20), 1/14/03-3/23/03  
**Made three 3-pointers in 20 straight games:** Gerald Fitch (20), 1/14/03-3/23/03  
**Made three 3-pointers in 25 straight games:** Keith Bogans (29), 3/14/02-2/26/03

### FREE THROWS

**Made 8 FT in a game:** Oscar Tshiebwe (9) vs. Kansas State, 3/19/23  
**Made 9 FT in a game:** Oscar Tshiebwe (9) vs. Kansas State, 3/19/23  
**Made 10 FT in a game:** Antonio Reeves (11) at Arkansas, 3/4/23  
**Made 11 FT in a game:** Antonio Reeves (11) at Arkansas, 3/4/23  
**Made 12 FT in a game:** Oscar Tshiebwe (13) vs. GEORGIA, 1/17/23  
**Made 13 FT in a game:** Oscar Tshiebwe (13) vs. GEORGIA, 1/17/23  
**Made 14 FT in a game:** Olivier Sarr (14) vs. VANDERBILT, 1/5/21  
**Made 15 FT in a game:** Rodrick Rhodes (16) vs. Ole Miss, 1/18/95  
**Made 16 FT in a game:** Rodrick Rhodes (16) vs. Ole Miss, 1/18/95  
**Made 17 FT in a game:** Dwight Anderson (18) vs. MISSISSIPPI STATE, 2/12/79  
**Made 18 FT in a game:** Dwight Anderson (18) vs. MISSISSIPPI STATE, 2/12/79  
**Made 18 FT in a game:** Never  
**Attempted 10 FT in a game:** Oscar Tshiebwe (11) vs. Kansas State, 3/19/23  
**Attempted 15 FT in a game:** Oscar Tshiebwe (15) vs. VANDERBILT, 3/1/23  
**Attempted 20 FT in a game:** PJ Washington (20) vs. Kansas State, 3/22/18  
**Attempted 25 FT in a game:** Never  
**Made 20 Straight FT:** Antonio Reeves (23), 1/14/23-2/7/23  
**Made 30 Straight FT:** Tyler Herro (38), 2/16/19-3/29/19

### REBOUNDS

**15 Rebs:** Oscar Tshiebwe (18) vs. Kansas State, 3/19/23  
**20 Rebs:** Oscar Tshiebwe (25) vs. Providence, 3/17/23  
**25 Rebs:** Oscar Tshiebwe (25) vs. Providence, 3/17/23  
**26 Rebs:** Oscar Tshiebwe (28) vs. WESTERN KENTUCKY, 12/22/21  
**27 Rebs:** Oscar Tshiebwe (28) vs. WESTERN KENTUCKY, 12/22/21  
**28 Rebs:** Oscar Tshiebwe (28) vs. WESTERN KENTUCKY, 12/22/21  
**30 Rebs:** Cotton Nash (30) vs. OLE MISS, 2/8/64  
**34 Rebs:** Bob Burrow (34) vs. TEMPLE, 12/10/55  
**35 Rebs:** Never  
**20+ Rebs in two consecutive games:** Oscar Tshiebwe (2), 12/22/21-12/29/21  
**10+ Rebs in three consecutive games:** Oscar Tshiebwe (6), 2/25/23-3/19/23  
**10+ Rebs in four consecutive games:** Oscar Tshiebwe (6), 2/25/23-3/19/23  
**10+ Rebs in five consecutive games:** Oscar Tshiebwe (6), 2/25/23-3/19/23  
**10+ Rebs in 10 consecutive games:** Oscar Tshiebwe (22),





# THE LAST TIME UK ...

1/4/22-11/15/22  
**10+ rebs in 15 consecutive games:** Oscar Tshiebwe (22), 1/4/22-11/15/22  
**10+ rebs in 20 consecutive games:** Oscar Tshiebwe (22), 1/4/22-11/15/22  
**10+ rebs in 25 consecutive games:** Never  
**Two players had 10 rebounds:** Oscar Tshiebwe (15), Jacob Toppin (11) vs. Vanderbilt, 3/10/23  
**Three players had 10 rebounds:** Oscar Tshiebwe (15), Jacob Toppin (10), Ugonna Onyenso (10) vs. NORTH FLORIDA, 11/23/22

## ASSISTS

**6 assists:** Rob Dillingham (9), Tre Mitchell (7) vs. MIAMI, 11/28/23  
**7 assists:** Rob Dillingham (9), Tre Mitchell (7) vs. MIAMI, 11/28/23  
**8 assists:** Rob Dillingham (9) vs. MIAMI, 11/28/23  
**9 assists:** Rob Dillingham (9) vs. MIAMI, 11/28/23  
**10 assists:** Cason Wallace (11) at Mississippi State, 2/15/23  
**11 assists:** Cason Wallace (11) at Mississippi State, 2/15/23  
**12 assists:** TyTy Washington Jr. (17) vs. GEORGIA, 1/8/22  
**13 assists:** TyTy Washington Jr. (17) vs. GEORGIA, 1/8/22  
**14 assists:** TyTy Washington Jr. (17) vs. GEORGIA, 1/8/22  
**15 assists:** TyTy Washington Jr. (17) vs. GEORGIA, 1/8/22  
**16 assists:** TyTy Washington Jr. (17) vs. GEORGIA, 1/8/22  
**17 assists:** TyTy Washington Jr. (17) vs. GEORGIA, 1/8/22  
**18 assists:** Never  
**5+ assists in four consecutive games:** Rob Dillingham (4), 11/17/23-11/28/23  
**8+ assists in two consecutive games:** Rob Dillingham (2), 11/24/23-11/28/23

## BLOCKS

**4 blocks:** Tre Mitchell (4) vs. SAINT JOSEPH'S, 11/20/23  
**5 blocks:** Oscar Tshiebwe (5) vs. Vanderbilt, 3/11/22  
**6 blocks:** Isaiah Jackson (7) vs. ALABAMA, 1/12/21  
**7 blocks:** Isaiah Jackson (7) vs. ALABAMA, 1/12/21  
**8 blocks:** Isaiah Jackson (8) vs. Kansas, 12/1/20  
**9 blocks:** Willie Cauley-Stein (9) vs. BOISE STATE, 12/10/13  
**10 blocks:** Nerlens Noel (12) at Ole Miss, 1/29/13  
**11 blocks:** Nerlens Noel (12) at Ole Miss, 1/29/13  
**12 blocks:** Nerlens Noel (12) at Ole Miss, 1/29/13  
**13 blocks:** Never

## STEALS

**4 steals:** Reed Sheppard (5) vs. SAINT JOSEPH'S, 11/20/23  
**5 steals:** Reed Sheppard (5) vs. SAINT JOSEPH'S, 11/20/23  
**6 steals:** Cason Wallace (8) vs. Michigan State, 11/15/22  
**7 steals:** Cason Wallace (8) vs. Michigan State, 11/15/22  
**8 steals:** Cason Wallace (8) vs. Michigan State, 11/15/22  
**9 steals:** Never  
**3+ steals in five consecutive games:** Ashton Hagans (7), 12/22/18 - 1/19/19  
**3+ steals in 10 consecutive games:** Never

## MINUTES

**Played every minute:** Antonio Reeves (40) at Arkansas, 3/4/23  
**Played 40+ minutes:** Tre Mitchell (41) vs. SAINT JOSEPH'S, 11/20/23  
**Played more than 50 minutes:** Patrick Patterson (50) vs. VANDERBILT, 1/12/08

## FOULS

**Fouled out:** Rob Dillingham vs. Kansas, 11/14/23  
**Two players fouled out:** Jacob Toppin and Cason Wallace vs. Kansas State, 3/19/23  
**Three players fouled out:** Terrence Clarke, Isaiah Jackson, Olivier Sarr, Lance Ware vs. North Carolina, 12/19/20  
**Four players fouled out:** Terrence Clarke, Isaiah Jackson, Olivier Sarr, Lance Ware vs. North Carolina, 12/19/20  
**Technical foul:** Lance Ware at Arkansas, 3/4/23

## TEAM

### WINS/LOSSES

**Won 10 straight games:** 10, 1/8/19-2/9/19  
**Won 20 straight games:** 38, 11/14/14-3/28/15  
**Won 30 straight games:** 38, 11/14/14-3/28/15  
**Won 40 straight games:** Never  
**Lost consecutive games:** 2, 2/7/23-2/11/23  
**Lost three straight games:** 4, 1/26/21-2/9/21  
**Lost four straight games:** 4, 1/26/21-2/9/21  
**Lost five straight games:** 6, 11/29/20-12/26/20  
**Lost six straight games:** 6, 11/29/20-12/26/20  
**Lost 10 straight games:** Never

### STARTS

**Started four freshmen:** Devin Askew, Brandon Boston Jr., Terrence Clarke, Isaiah Jackson vs. Georgia Tech, 12/6/20  
**Started five freshmen:** Hamidou Diallo, Shai Gilgeous-Alexander,

Kevin Knox, Nick Richards, PJ Washington vs. Kansas State, 3/22/18

## SCORING

**Scored 90 or more points:** 95 vs. MIAMI, 11/28/23 (W, 95-73)  
**Scored 90 or more points (SEC game):** 90 vs. ALABAMA, 2/19/22 (W, 90-81)  
**Scored 100 or more points:** 118 vs. MARSHALL, 11/24/23 (W, 118-82)  
**Scored 100 or more points (SEC game):** 107 vs. TENNESSEE, 1/15/22 (W, 107-79)  
**Scored 110 or more points:** 118 vs. MARSHALL, 11/24/23 (W, 118-82)  
**Scored 110 or more points (SEC game):** 110 vs. AUBURN, 2/21/15 (W, 110-75)  
**Scored 120 or more points:** 120 at Vanderbilt, 2/7/96 (W, 120-81)  
**Scored 120 or more points (SEC game):** 120 at Vanderbilt, 2/7/96 (W, 120-81)  
**Scored 130 or more points:** 143 vs. Georgia, 2/27/56 (W, 143-66)  
**Scored 140 or more points:** 143 vs. Georgia, 2/27/56 (W, 143-66)  
**Scored 150 or more points:** Never  
**Scored less than 50 points:** 48 vs. Vanderbilt, 3/15/13 (L, 64-48)  
**Scored 100 points in two consecutive games:** vs. CLEVELAND STATE (11/23/16), vs. UT MARTIN (11/25/16), vs. Arizona State (11/28/16)  
**Scored 100 Points in three consecutive games:** vs. CLEVELAND STATE (11/23/16), vs. UT MARTIN (11/25/16), vs. Arizona State (11/28/16)  
**Scored 100 points in consecutive SEC games:** 2/27/56 - 3/3/56

## SHOOTING PERCENTAGES

**Shot 70% from the field:** .722 (39-54) vs. MISSISSIPPI STATE, 2/15/86  
**Shot 65% from the field:** .679 (38-56) vs. TENNESSEE, 1/15/22  
**Shot 30% or less from the field:** .288 (21-73) at Alabama (1/7/23)  
**Allowed 50% shooting:** .500 (26-52) at Florida, 2/22/23  
**Allowed 60% shooting:** .627 (32-51) ARKANSAS, 2/7/23  
**Allowed 30% or less shooting:** .281 (18-64) at Alabama, 2/5/22  
**Allowed 20% or less shooting:** .197 (12-61) vs. MONTANA STATE, 11/23/14

## FREE THROWS

**Shot 90% or better from FT line:** .900 (9-10) vs. A&M-COMMERCE, 11/10/23  
**Shot 100% from FT Line:** 10-10 vs. FLORIDA, 2/22/20  
**Shot 50% or less from FT line:** .500 (7-14) vs. SOUTH CAROLINA, 1/10/23  
**Attempted 40 FT:** 41 (27-41) vs. TENNESSEE STATE, 11/23/18  
**Attempted five or less FT:** 2 (1-2) at Vanderbilt, 1/24/23  
**Made 30 FT:** 31 (31-36) vs. MISSISSIPPI STATE, 2/4/20

## 3-POINTERS

**Hit 0 3-pointers:** 0 (0-10) vs. RICHMOND, 11/29/20  
**Hit 10 3-pointers:** 16 (16-27) vs. MARSHALL, 11/24/23  
**Hit 11 3-pointers:** 16 (16-27) vs. MARSHALL, 11/24/23  
**Hit 12 3-pointers:** 16 (16-27) vs. MARSHALL, 11/24/23  
**Hit 13 3-pointers:** 16 (16-27) vs. MARSHALL, 11/24/23  
**Hit 14 3-pointers:** 16 (16-27) vs. MARSHALL, 11/24/23  
**Hit 15 3-pointers:** 16 (16-27) vs. MARSHALL, 11/24/23  
**Hit 16 3-pointers:** 16 (16-27) vs. MARSHALL, 11/24/23  
**Hit 17 3-pointers:** 17 (17-32) vs. STONEHILL, 11/17/23  
**Hit 18 3-pointers:** 20 (20-35) vs. LSU, 3/4/95  
**Hit 19 3-pointers:** 20 (20-35) vs. LSU, 3/4/95  
**Hit 20 3-pointers:** 20 (20-35) vs. LSU, 3/4/95  
**Hit 21 3-pointers:** 21 (21-48) vs. North Carolina, 12/27/89  
**Hit 22 3-pointers:** Never

## SCORING MARGINS

**Won game by 50 points or more:** 58 vs. MONTANA STATE (W, 86-28), 11/23/14  
**Won game by 60 points or more:** 62 vs. VANDERBILT (W, 106-44), 3/5/03  
**Won game by 70 points or more:** 74 vs. UT MARTIN (W, 124-50), 11/26/94  
**Lost game by 20 points or more:** 26 at ALABAMA (L, 78-52), 1/7/23  
**Lost game by 30 points or more:** 34 vs. Duke (L, 118-84), 11/6/18  
**Lost game by 40 points or more:** 41 at Vanderbilt (L, 93-52), 2/12/08  
**Lost game by 50 points or more:** 55 at Kansas (L, 150-95), 12/9/89  
**Lost game by 60 points or more:** 70 at Central (L, 87-17), 1/28/1910  
**Lost game by 70 points or more:** 70 at Central (L, 87-17), 1/28/1910

**Game decided by one point:** vs. Mississippi State, 3/11/21 (L, 74-73)  
**Game decided by two or fewer points:** vs. VANDERBILT, 3/1/23 (L, 68-66)  
**Game decided by three or fewer points:** at Mississippi State, 2/15/23 (W, 71-68)  
**Two consecutive games decided by one point:** vs. NORTH CAROLINA (W, 73-72), 12/3/11; at Indiana (L, 73-72), 12/10/11  
**Three consecutive games decided by one point:** Never  
**Two consecutive games decided by two or fewer points:** Arkansas (L, 81-80), 2/9/21; Auburn (W, 82-80), 2/13/21  
**Three consecutive games decided by three or fewer points:** at Auburn (L, 99-97 OT), 2/11/74, vs. TENNESSEE (W, 61-58), 2/16/74 and at Ole Miss (L, 61-60), 2/18/74

## COMEBACKS

**Came back from 10-point deficit for win:** 81-61 vs. A&M-COMMERCE (11/10/23); Trailed by 13 at 19-6 (13:28 in 1st)  
**Came back from 11-point deficit for win:** 81-61 vs. A&M-COMMERCE (11/10/23); Trailed by 13 at 19-6 (13:28 in 1st)  
**Came back from 12-point deficit for win:** 81-61 vs. A&M-COMMERCE (11/10/23); Trailed by 13 at 19-6 (13:28 in 1st)  
**Came back from 13-point deficit for win:** 81-61 vs. A&M-COMMERCE (11/10/23); Trailed by 13 at 19-6 (13:28 in 1st)  
**Came back from 14-point deficit for win:** 71-70 at Florida (3/7/20); Trailed by 18 at 59-41 (11:48 in 2nd)  
**Came back from 15-point deficit for win:** 71-70 at Florida (3/7/20); Trailed by 18 at 59-41 (11:48 in 2nd)  
**Came back from 16-point deficit for win:** 71-70 at Florida (3/7/20); Trailed by 18 at 59-41 (11:48 in 2nd)  
**Came back from 17-point deficit for win:** 71-70 at Florida (3/7/20); Trailed by 18 at 59-41 (11:48 in 2nd)  
**Came back from 18-point deficit for win:** 71-70 at Florida (3/7/20); Trailed by 18 at 59-41 (11:48 in 2nd)  
**Came back from 19-point deficit for win:** 73-67 vs. Vanderbilt (2/28/17); Trailed by 19 at 25-6 (8:03 in 1st)  
**Came back from 20-point deficit for win:** 82-79 at Vanderbilt (2/22/97); Trailed by 22 at 40-18 (3:51 in 1st)  
**Came back from 30-point deficit for win:** 99-95 at LSU (2/15/94); Trailed by 31 at 68-37 (15:34 in 2nd)  
**Came back from 31-point deficit for win:** 99-95 at LSU (2/15/94); Trailed by 31 at 68-37 (15:34 in 2nd)

## REBOUNDS

**Pulled down 50 rebounds:** 50 (18-32) vs. NORTH FLORIDA, 11/23/22  
**Pulled down 55 rebounds:** 59 (20-39) vs. Arizona State, 11/28/16  
**Pulled down 60 rebounds:** 62 (19-43) vs. Morehead State, 12/16/95

## OVERTIME GAMES

**Played an overtime game:** SAINT JOSEPH'S, 11/20/23 (W, 96-88 OT)  
**Won an overtime game:** SAINT JOSEPH'S, 11/20/23 (W, 96-88 OT)  
**Lost an overtime game:** vs. Michigan State, 11/15/22 (L, 86-77 2OT)  
**Played an SEC overtime game:** MISSISSIPPI STATE, 1/25/22 (W, 82-74 OT)  
**Won an SEC overtime game:** MISSISSIPPI STATE, 1/25/22 (W, 82-74 OT)  
**Lost an SEC overtime game:** at Texas A&M, 2/20/16 (L, 79-77 OT)  
**Played an overtime game in SEC Tournament:** vs. Texas A&M, 3/13/16 (W, 82-77 OT)  
**Won an overtime game in SEC Tournament:** vs. Texas A&M, 3/13/16 (W, 82-77 OT)  
**Played an overtime game in NCAA Tournament:** vs. Saint Peter's, 3/17/22 (L, 85-79 OT)  
**Won an overtime game in NCAA Tournament:** vs. St. Bonaventure, 3/16/00 (W, 85-80 2OT)  
**Lost an overtime game in NCAA Tournament:** vs. Saint Peter's, 3/17/22 (L, 85-79 OT)  
**Played two overtimes:** vs. Michigan State, 11/15/22 (L, 86-77 2OT)  
**Played three overtimes:** vs. TEMPLE 12/7/57 (W, 85-83)  
**Played four or more overtimes:** Never  
**Played two consecutive overtime games:** 1/6/15 vs. OLE MISS (W, 89-86) and 1/10/15 at Texas A&M (70-64)  
**Played three consecutive overtime games:** Never



# THE LAST TIME A UK OPPONENT ...

## INDIVIDUALS

### SCORING

**Scored 25 points:** Erik Reynolds II (28), vs. SAINT JOSEPH'S, 11/20/23  
**Scored 30 points:** Kobe Brown (30), at Missouri, 12/28/22  
**Scored 35 Points:** Bubba Parham (35), VMI, 11/21/18  
**Scored 40 points:** Elston Turner (40), TEXAS A&M, 1/12/13  
**Scored 45 points:** David Robinson (45), Navy, 1/25/87  
**Scored 50 points:** Austin Carr (50), Notre Dame, 12/29/79  
**Scored 60 points:** Pete Maravich (64), LSU, 2/21/70  
**Scored 65 points:** Never  
**Two players had 20 points:** Hunter Dickinson (27), Dajuan Harris Jr. (23), vs. Kansas, 11/14/23  
**Three players had 20 points:** Rasir Bolton (24), Drew Timme (22) and Julian Strawther (20), at Gonzaga, 11/20/22  
**Two players had 30 points:** Ronnie Henderson (36) and Claren Ceasar (32), LSU, 2/15/94  
**Five players scored in double figures:** ARKANSAS, 2/7/23

### FIELD GOALS

**Made 15 FG in a game:** David Robinson (17), NAVY, 1/25/87  
**Made 16 FG in a game:** David Robinson (17), NAVY, 1/25/87  
**Made 17 FG in a game:** David Robinson (17), NAVY, 1/25/87  
**Made 18 FG in a game:** Steve Downing (19), Indiana, 12/11/71  
**Made 19 FG in a game:** Steve Downing (19), Indiana, 12/11/71  
**Made 20 FG in a game:** Johnny Neumann (20), Ole Miss, 1/2/71  
**Made 21 FG in a game:** Austin Carr (21), Notre Dame, 12/29/70  
**Made 22 FG in a game:** Austin Carr (22), Notre Dame, 3/12/70  
**Made 23 FG in a game:** Pete Maravich (23), LSU, 2/21/70  
**Made 24 FG in a game:** Never  
**Attempted 17 FG in a game:** Obinna Anochili-Killen (20), vs. MARSHALL, 11/24/23  
**Attempted 18 FG in a game:** Obinna Anochili-Killen (20), vs. MARSHALL, 11/24/23  
**Attempted 19 FG in a game:** Obinna Anochili-Killen (20), vs. MARSHALL, 11/24/23  
**Attempted 20 FG in a game:** Obinna Anochili-Killen (20), vs. MARSHALL, 11/24/23  
**Attempted 25 FG in a game:** JD Notae (26), Arkansas, 2/26/22  
**Attempted 30 FG in a game:** Freeman Williams (40), Portland State, 12/16/17  
**Attempted 35 FG in a game:** Freeman Williams (40), PORTLAND STATE, 12/16/77  
**Attempted 40 FG in a game:** Freeman Williams (40), PORTLAND STATE, 12/16/77  
**Attempted 45 FG in a game:** Johnny Neumann (50), Ole Miss, 1/2/71  
**Attempted 50 FG in a game:** Johnny Neumann (50), Ole Miss, 1/2/71  
**Attempted 53 FG in a game:** Pete Maravich (53), LSU, 2/22/69  
**Attempted 54 FG in a game:** Never

### 3-POINTERS

**Had 5 3-pointers in a game:** Erik Reynolds III (6), vs. SAINT JOSEPH'S, 11/20/23  
**Had 6 3-pointers in a game:** Erik Reynolds III (6), vs. SAINT JOSEPH'S, 11/20/23  
**Had 7 3-pointers in a game:** Keon Ellis (7), ALABAMA, 2/19/22  
**Had 8 3-pointers in a game:** Bubba Parham (10), VMI, 11/18/18  
**Had 9 3-pointers in a game:** Bubba Parham (10), VMI, 11/18/18  
**Had 10 3-pointers in a game:** Bubba Parham (10), VMI, 11/18/18  
**Had 11 3-pointers in a game:** Corey Allmond (11), Sam Houston State, 11/19/2009  
**Made 12 3-pointers in a game:** Never  
**Attempted 10 3-pointers in a game:** Kamdyn Curfman (10), vs. MARSHALL, 11/24/23  
**Attempted 15 3-pointers in a game:** Bubba Parham (16), VMI, 11/18/18  
**Attempted 16 3-pointers in a game:** Bubba Parham (16), VMI, 11/18/18  
**Attempted 17 3-pointers in a game:** Chris Jackson (17), LSU, 2/15/90  
**Attempted 18 3-pointers in a game:** Jeff Boschee (18), Kansas, 3/14/99  
**Attempted 19 3-pointers in a game:** Never

### FREE THROWS

**Made 10 FT in a game:** Hunter Dickinson (10), vs. Kansas, 11/14/23  
**Made 11 FT in a game:** Xavier Pinson (12), LSU, 2/23/22  
**Made 12 FT in a game:** Xavier Pinson (12), LSU, 2/23/22

**Made 13 FT in a game:** Samir Doughty (14), Auburn, 2/1/20  
**Made 14 FT in a game:** Samir Doughty (14), Auburn, 2/1/20  
**Made 15 FT in a game:** Brenton Williams (15), South Carolina, 3/1/14  
**Made 16 FT in a game:** Dan Cross (16), FLORIDA, 2/18/95  
**Made 17 FT in a game:** John Mengelt (17), AUBURN, 3/2/70  
**Made 18 FT in a game:** Pete Maravich (18), LSU, 2/21/70  
**Made 19 FT in a game:** Never  
**Attempted 15 FT in a game:** Samir Doughty (15), Auburn, 2/1/20  
**Attempted 20 FT in a game:** Harding McCaleb (25), Louisville, 2/22/1916  
**Attempted 25 FT in a game:** Harding McCaleb (25), Louisville, 2/22/1916  
**Attempted 26 FT in a game:** Never

### REBOUNDS

**15 Rebs:** Hunter Dickinson (21), vs. Kansas, 11/14/23  
**16 Rebs:** Hunter Dickinson (21), vs. Kansas, 11/14/23  
**17 Rebs:** Hunter Dickinson (21), vs. Kansas, 11/14/23  
**18 Rebs:** Hunter Dickinson (21), vs. Kansas, 11/14/23  
**19 Rebs:** Hunter Dickinson (21), vs. Kansas, 11/14/23  
**20 Rebs:** Hunter Dickinson (21), vs. Kansas, 11/14/23  
**25 Rebs:** Leon Douglas (25), ALABAMA, 1/20/75  
**30 Rebs:** Kenneth Stanley (30), SOUTHERN CAL, 12/4/61  
**31 Rebs:** Never  
**Two players had 10 rebounds:** Hunter Dickinson (21) and Kevin McCullar Jr. (10), vs. Kansas, 11/14/23  
**Three players had 10 rebounds:** Craig Victor II (12), Tim Quarterman (10), Ben Simmons (10), LSU, 1/5/16

### ASSISTS

**10 assists:** Kevin McCullar Jr. (10), vs. Kansas, 11/14/23  
**11 assists:** Dwyane Wade (11), Marquette, 3/29/03  
**12 assists:** Edgar Padilla (12), UMass, 3/30/96  
**13 assists:** Billy McCaffrey (14), Vanderbilt, 1/13/93  
**14 assists:** Billy McCaffrey (14), Vanderbilt, 1/13/93  
**15 assists:** Eric Richardson (15), Alabama, 2/4/84  
**16 assists:** Never

### BLOCKS

**5 blocks:** Makhel Mitchell (5), ARKANSAS, 2/7/23  
**6 blocks:** Jamarion Sharp (7), WESTERN KENTUCKY, 12/22/21  
**7 blocks:** Jamarion Sharp (7), WESTERN KENTUCKY, 12/22/21  
**8 blocks:** Jarvis Varnado (10), Mississippi State, 1/15/08  
**9 blocks:** Jarvis Varnado (10), Mississippi State, 1/15/08  
**10 blocks:** Jarvis Varnado (10), Mississippi State, 1/15/08  
**11 blocks:** Samaki Walker (11), Louisville, 1/1/95  
**12 blocks:** Never

### STEALS

**5 steals:** Anthony Black (5), ARKANSAS, 2/7/23  
**6 steals:** Mark Sears (6), at Alabama, 1/7/23  
**7 steals:** Ben Simmons (7), LSU, 3/5/16  
**8 steals:** Never

### TRIPLE-DOUBLE

**Had a triple-double:** Kevin McCullar Jr. 12 points, 10 rebounds, 10 assists, vs. Kansas, 11/14/23

## TEAM

### SCORING

**Scored 90 or more points:** 118, Duke, 11/6/18 (L, 118-84)  
**Scored 90 or more points (SEC game):** 90, Georgia, 3/4/09 (L, 90-85)  
**Scored 100 or more points:** 118, Duke, 11/6/18 (L, 118-84)  
**Scored 100 or more points (SEC game):** 101, Arkansas, 2/10/93 (L, 101-94)  
**Scored 110 or more points:** 118, Duke, 11/6/18 (L, 118-84)  
**Scored 110 or more points (SEC game):** 110, Vanderbilt, 3/4/67 (L, 110-94)  
**Scored 120 or more points:** 121, North Carolina, 12/27/89 (L, 121-110)  
**Scored 120 or more points (SEC game):** Never  
**Scored 130 or more points:** 150, Kansas, 12/9/89 (L, 150-95)  
**Scored 140 or more points:** 150, Kansas, 12/9/89 (L, 150-95)  
**Scored 150 or more points:** 150, Kansas, 12/9/89 (L, 150-95)  
**Scored 160 or more points:** Never  
**Scored less than 50 points:** 46, NEW MEXICO STATE, 11/6/23 (W, 86-46)  
**Scored less than 50 points (SEC game):** 48, SOUTH CAROLINA, 2/5/19 (W, 76-48)  
**Scored less than 40 points:** 39, West Virginia, 3/26/15 (W, 78-39)  
**Scored less than 40 points (SEC game):** 37, MISSOURI,

1/13/15 (W, 86-37)  
**Scored less than 30 points:** 28, MONTANA STATE, 11/23/14 (W, 86-28)  
**Scored less than 30 points (SEC game):** 26, GEORGIA TECH, 1/28/46 (W, 86-37)  
**Scored less than 20 points:** 18, WESTERN ONTARIO, 12/10/49 (W, 90-21)  
**Scored less than 20 points (SEC game):** 18, ALABAMA, 2/10/40 (W, 46-18)  
**Scored less than 10 points:** 9, Tulane, 12/21/34 (W, 39-9)  
**Scored less than 10 points (SEC game):** Never

### SHOOTING PERCENTAGES

**Shot 70% from the field:** Never  
**Shot 60% from the field:** .627 (32-51), ARKANSAS, 2/7/23  
**Shot 50% from the field:** 500 (26-52), at Florida, 2/22/23  
**Shot 30% or less from the field:** .281 (18-64) at Alabama, 2/5/22  
**Shot 20% or less from the field:** .197 (12-61), MONTANA STATE, 11/23/14  
**Shot 10% or less from the field:** Never (shooting percentages not recorded prior to 1947)

### 3-Pointers

**Made 10 or more 3-pointers:** 15 (15-37), SAINT JOSEPH'S, 11/20/23  
**Made 15 or more 3-pointers:** 15 (15-37), SAINT JOSEPH'S, 11/20/23  
**Made 20 or more 3-pointers:** Never  
**Made zero 3-pointers:** 0 (0-15), Auburn, 1/19/13  
**Attempted 30 or more 3-pointers:** 37 (15-37), SAINT JOSEPH'S, 11/20/23

### FREE THROWS

**Shot 90% or better from FT line:** 90.0 (18-20), vs. Vanderbilt, 3/10/23  
**Shot 100% from FT Line:** 16-16, TEXAS A&M, 1/21/23  
**Shot 50% or less from FT line:** .455 (5-11), A&M-COMMERCE, 11/10/23  
**Attempted 40 FT:** 44 (33-44), Auburn, 2/1/20  
**Attempted five or less FT:** 5 (5-5), NEW MEXICO STATE, 11/6/23  
**Made 30 FT:** 33 (33-44), Auburn, 2/1/20

### REBOUNDS

**Pulled down 50 rebounds:** 54 (17-37), Florida, 2/4/17  
**Pulled down 20 offensive rebounds:** 23, LSU, 2/18/20



# RUPP ARENA AT CENTRAL BANK CENTER

## Year-by-Year Records

Season	W-L	Percentage
2023-24	6-0	1.000
2022-23	14-4	.778
2021-22	18-0	1.000
2020-21	5-6	.455
2019-20	16-2	.889
2018-19	17-1	.944
2017-18	16-2	.889
2016-17	15-2	.882
2015-16	17-0	1.000
2014-15	19-0	1.000
2013-14	16-2	.889
2012-13	16-2	.889
2011-12	18-0	1.000
2010-11	15-0	1.000
2009-10	18-0	1.000
2008-09	12-6	.667
2007-08	14-4	.778
2006-07	14-2	.875
2005-06	10-5	.667
2004-05	14-1	.933
2003-04	11-2	.846
2002-03	12-1	.923
2001-02	12-3	.800
2000-01	11-1	.917
1999-2000	14-0	1.000
1998-99	12-1	.923
1997-98	9-3	.750
1996-97	12-1	.923
1995-96	13-0	1.000
1994-95	12-1	.923
1993-94	13-1	.929
1992-93	16-0	1.000
1991-92	15-2	.882
1990-91	13-0	1.000
1989-90	13-2	.867
1988-89	8-6	.571
1987-88	14-2	.875
1986-87	13-2	.867
1985-86	18-0	1.000
1984-85	11-3	.786
1983-84	16-0	1.000
1982-83	14-1	.933
1981-82	15-1	.938
1980-81	15-0	1.000
1979-80	12-3	.800
1978-79	11-4	.733
1977-78	16-0	1.000
1976-77	12-2	.857
<b>Total</b>	<b>653-81</b>	<b>.890</b>

**Year Opened:** 1976  
**First Game:** Nov. 27, 1976  
**All-Time Record:** 653-81 (89.0%)  
**Record Under Calipari:** 226-21 (91.5%)  
**Capacity:** 20,500  
**Record Crowd:** 24,479 (1/20/10)  
**Longest Win Streak:** 54 (11/9/10-12/1/12)  
**Current Win Streak:** 6

## Cats Rock at Rupp

The Wildcats are 653-81 (89.0%) in Rupp Arena. Among the most notable marks of dominance as the nation's toughest venue to play include:

- School record 54-game winning streak to begin the John Calipari era
- Kentucky is 351-49 (87.8%) in regular-season SEC games in Rupp
- The Wildcats set a program home record of 19 wins in 2014-15
- UK has gone undefeated at home in six of Calipari's 14 seasons
- Kentucky has a perfect mark in 14 of Rupp Arena's 46 seasons

## 600 Wins at Rupp in Record Time

With a victory over Fairleigh Dickinson on Dec. 7, 2019, Kentucky reached the 600-win mark at Rupp Arena faster than any other program in NCAA Division I level history. UK needed just 670 games to reach win No. 600 in Rupp Arena.

It took UCLA, which previously owned the fastest pace to 600 wins, 689 games in Pauley Pavilion. Only one other team, Kansas, achieved win No. 600 in fewer than 700 games at its home venue. The Jayhawks reached the significant win in their 699th game.

## Cal Owns Longest Win Streaks in Rupp

With UK's 2011-12 season-opening victory over Marist, UK head coach John Calipari recorded his 34th consecutive win in Rupp Arena as UK's head coach. It broke former UK head coach Rick Pitino's longest streak of 33 games in the venue.

The winning streak reached as long as 54 games. Calipari didn't suffer his first loss in Rupp Arena until losing to Baylor in his fourth season, in 2012-13. The 54-game run, however, was his longest career home winning streak. He also had the second-longest streak in the arena as the Cats won 42 straight from March 4, 2014 to Nov. 25, 2016.

## New Court Design in 2023-24

A new basketball court is coming soon to Rupp Arena at Central Bank Center in 2023-24. Kentucky Athletics unveiled the design, which features the UK logo at midcourt and a contrasting wood stain outline of the State of Kentucky earlier this season. The updated court design also features perimeter borders painted Kentucky Blue with the Kentucky Wordmark on each baseline, the Rupp Arena at Central Bank Center logos on the wings and the Southeastern Conference logos in the lanes.

The Cawood's Court marker memorializing legendary radio play-by-play announcer Cawood Ledford remains at midcourt in front of the broadcast table on the opposite side from the team benches, and the UK logo with "Mr. Wildcat" honoring longtime manager Bill Keightley is still in front of the UK bench.

## Pack the House

Until reducing capacity for the 2019-20 season, Kentucky had led the nation in average home attendance in 20 of 24 seasons. That number included a Rupp Arena record of 24,110 in John Calipari's first season (2009-10) as head coach and averaging more than 23,000 in seven of Calipari's first 10 seasons.

Kentucky averaged 19,873 in 18 home games in 2022-23.

## The Top-Ranked Team at Home

Kentucky has lost just four times at home as the Associated Press top-ranked team in the history of the program and just three times in Rupp Arena. Prior to the losses to Evansville (Nov. 12, 2019) and UCLA (Dec. 3, 2016), the other two losses came by just one point.

The Wildcats are 54-3 all-time as the AP No. 1 team in Rupp Arena since its opening in 1976. The first loss was to Auburn, 53-52, on Jan. 9, 1988.

## Coach Cal in Rupp Arena

It's been downright difficult to beat Kentucky in Rupp Arena during the John Calipari era. UK is 226-21 (91.5%) in Rupp Arena under Calipari.

- Kentucky is 26-7 (78.8%) vs. Associated Press Top 25 opponents in Rupp in the Calipari era
- UK is 200-14 (93.5%) vs. AP unranked teams in Rupp under Calipari
- The Wildcats are 117-7 (94.4%) at home vs. nonconference foes under Calipari
- Calipari notched his 100th career win in Rupp Arena as Kentucky's coach with the Wildcats' 110-75 rout of Auburn on Feb. 21, 2014. It took Calipari 104 games to reach the century mark, the fastest of any UK coach

## Cal is All-Time Winningest Coach in Rupp History

With a 101-70 victory over Cleveland State on Nov. 23, 2016, John Calipari passed former UK head coach Joe B. Hall for most wins in Rupp Arena. Calipari now has 226 wins inside the historic venue, more than 100 than Hall's 122 victories.

## 2023-24 Opponent Breakdown

### New Mexico State (Nov. 6)

All-time games in Rupp Arena: 1  
 UK record in Rupp vs. NMSU: 1-0  
 Last time in Rupp Arena: UK, 86-46 (11/6/23)

### Texas A&M-Commerce (Nov. 10)

All-time games in Rupp Arena: 1  
 UK record in Rupp vs. TAMUC: 1-0  
 Last time in Rupp Arena: UK, 81-61 (11/10/23)

### Stonehill (Nov. 17)

All-time games in Rupp Arena: 1  
 UK record in Rupp vs. SC: 1-0  
 Last time in Rupp Arena: UK, 101-67 (11/17/23)

### Saint Joseph's (Nov. 20)

All-time games in Rupp Arena: 1  
 UK record in Rupp vs. SJU: 1-0  
 Last time in Rupp Arena: UK, 96-88<sup>OT</sup> (11/20/23)

### Marshall (Nov. 24)

All-time games in Rupp Arena: 5  
 UK record in Rupp vs. MU: 5-0  
 Last time in Rupp Arena: UK, 118-82 (11/24/23)

### Miami (Nov. 28)

All-time games in Rupp Arena: 3  
 UK record in Rupp vs. UM: 2-1  
 Last time in Rupp Arena: UK, 95-73 (11/28/23)

### UNC Wilmington (Dec. 2)

All-time games in Rupp Arena: 0  
 UK record in Rupp vs. UNCW: 0-0  
 Last time in Rupp Arena: n/a

### Illinois State (Dec. 29)

All-time games in Rupp Arena: 1  
 UK record in Rupp vs. ISU: 1-0  
 Last time in Rupp Arena: UK, 75-63 (11/30/15)

### Missouri (Jan. 9)

All-time games in Rupp Arena: 6  
 UK record in Rupp vs. MU: 6-0  
 Last time in Rupp Arena: UK, 83-56 (12/29/21)

### Mississippi State (Jan. 17)

All-time games in Rupp Arena: 32  
 UK record in Rupp vs. MSU: 30-2  
 Last time in Rupp Arena: UK, 82-74<sup>OT</sup> (1/25/22)

### Georgia (Jan. 20)

All-time games in Rupp Arena: 43  
 UK record in Rupp vs. UGA: 39-4  
 Last time in Rupp Arena: UK, 85-71 (1/17/23)

### Florida (Jan. 31)

All-time games in Rupp Arena: 47  
 UK record in Rupp vs. UF: 38-9  
 Last time in Rupp Arena: UK, 72-67 (2/4/23)

### Tennessee (Feb. 3)

All-time games in Rupp Arena: 47  
 UK record in Rupp vs. UT: 40-7  
 Last time in Rupp Arena: UK, 66-54 (2/18/23)

### Gonzaga (Feb. 10)

All-time games in Rupp Arena: 0  
 UK record in Rupp vs. GU: 0-0  
 Last time in Rupp Arena: n/a

### Ole Miss (Feb. 13)

All-time games in Rupp Arena: 33  
 UK record in Rupp vs. OM: 32-1  
 Last time in Rupp Arena: UK, 83-72 (3/1/22)

### Alabama (Feb. 24)

All-time games in Rupp Arena: 34  
 UK record in Rupp vs. UA: 28-6  
 Last time in Rupp Arena: UK, 90-81 (2/23/22)

### Arkansas (March 2)

All-time games in Rupp Arena: 18  
 UK record in Rupp vs. UA: 13-5  
 Last time in Rupp Arena: UA, 88-73 (2/7/23)

### Vanderbilt (March 6)

All-time games in Rupp Arena: 45  
 UK record in Rupp vs. VU: 42-3  
 Last time in Rupp Arena: VU, 68-66 (3/1/23)





# COACH CALIPARI

## Calipari Reaches 800 Career Victories in 2021-22

With Kentucky's overtime win over Mississippi State on Jan. 25, 2022, John Calipari reached 800 on-court wins. At the time he was one of just 22 coaches, regardless of NCAA level of classification, to reach that barrier. Only 14 coaches have done it with at least 10 seasons at the Division I level.

Calipari became the fourth-fastest coach to 800 on-court wins ever at 1,037 games. Only Adolph Rupp (972 games), Roy Williams (1,012 games) and Dean Smith (1,029 games) did it faster. At Kentucky, Calipari owns the second-most wins in program history, trailing only the legendary Adolph Rupp, who led the Wildcats for 41 seasons and spanned 1,066 games.

Although Calipari is still climbing the charts, he is doing it nearly as fast as anyone else in NCAA history. When he and Kentucky defeated Ole Miss on March 5, 2019, Calipari became the fourth-fastest coach to 300 wins (369 games) at one program in NCAA history. Only Bill Self (358 games at Kansas), Claire Bee (359 games at Long Island) and Rupp (366 at UK) got there faster.

### **Coaching On-Court Win Totals at the Division I Level through games on Nov. 28, 2023:**

1. Mike Krzyzewski - 1,202

7. Adolph Rupp - 876

8. Bob Huggins - 863

9. John Calipari - 838 (active)

10. Rick Pitino - 837 (active)

11. Cliff Ellis - 831 (active)

## Calipari Ahead of the Pack at Kentucky

Through 14 seasons at Kentucky, John Calipari's time in Lexington has been every bit as successful -- and more -- as fans hoped it would when he agreed to become the head coach at Kentucky in the spring of 2009.

By just about every measure, he is the most successful coach in college basketball during the last decade-plus. Among schools who have been to at least two Final Fours since 2009-10, Calipari ranks:

- First in NCAA Tournament wins (32)
- First in Final Four appearances (four)
- First in Elite Eight appearances (seven)
- First in Sweet Sixteen appearances (eight)
- Second in league tournament titles (six)
- Third in regular-season conference titles (six)
- Third in NCAA titles (one)

## First-Ballot Hall of Famer

Kentucky men's basketball coach John Calipari joined basketball's fraternity of legends in September 2015 after being elected to the Naismith Memorial Basketball Hall of Fame on the first ballot.

Calipari joined an elite group of basketball players and coaches in the Naismith Hall of Fame, considered to be one of the ultimate honors in the sport. The Class of 2015 included Calipari, Dick Bevetta, Wildcat Louie Dampier, Lindsay Gaze, Tom Heinsohn, John Isaacs, Spencer Haywood, Lisa Leslie, Dikembe Mutombo, George Raveling and JoJo White.

Calipari was inducted in Springfield, Massachusetts. Nearly 70 former players joined him on stage during his acceptance speech.

## Calipari Receives Jefferson Award

Kentucky men's basketball head coach John Calipari received the Jefferson Award for Outstanding Public Service in Sports by Multiplying Good on Nov. 2, 2022. For more than 50 years, Multiplying Good has honored those who put others first. Those receiving the Jefferson Award are empowered to do more, while their stories of extraordinary public service inspire others to action. It is an award that underscores impact.

- Founded over 50 years ago by Jackie Kennedy Onassis, Sen. Bob Taft Jr., and Sam Beard, Multiplying Good is the world's most foremost and highly celebrated organization focused on and honoring public service
- Other recipients of the Jefferson Award include Arthur Ashe, Tom Brokaw, Larry Fitzgerald, Betty Ford, John Glenn, Bob Hope, Steve Jobs, Shaquille O'Neal, General Colin Powell, John D. Rockefeller and Oprah Winfrey
- Calipari is the first men's college basketball coach to receive the honor

## Coach Cal Immortalized at UMass, Clarion, Conference USA

John Calipari's Hall of Fame rise began at UMass, and the school honored his program's breakthrough in the 1990s by unveiling a statue of Calipari on the Amherst campus in September 2021. Calipari was one of four icons synonymous with UMass basketball to earn the honor. Calipari's statue was unveiled next to Marcus Camby, Julius Erving and the late Jack Leaman outside the Mullins Center.

At UMass, Calipari led the Minutemen to a 193-71 on-court record in his eight seasons as head coach from 1989-96. His .731 career winning percentage remains the best in school history, and he ranks second all-time at UMass in victories with 193. Calipari led UMass to

five straight NCAA Tournament appearances from 1992 to 1996 after UMass had gone to the NAAs only once in the first 81 years of the program. His Minutemen made the Atlantic 10's first and only Final Four appearance during the 1996 season, during which they went 35-2 overall and spent 10 weeks ranked No. 1 in the nation. Following the 1996 season, Calipari was named National Coach of the Year by the National Association of Basketball Coaches, The Sporting News and Naismith.

Not only did John Calipari have a statue erected in his honor, the court at Clarion -- Calipari's alma mater -- is now named after the Hall of Famer. The court in Tippin Gymnasium was officially renamed the John V. Calipari Court in September 2021 and will be known as Coach Cal Court.

Like many coaches, Calipari began his career in basketball on the court as a player. He he was a star high school basketball player at Moon High School in Western Pennsylvania under another Clarion graduate Joe Sacco. Calipari started his college playing career at UNC Wilmington before transferring to Clarion in 1981, helping the Golden Eagles reach their first NCAA Division II Tournament in program history that year.

In the summer of 2022, Calipari was enshrined into the Conference USA Hall of Fame. Calipari is being honored by the league for his impressive tenure as head men's basketball coach at the University of Memphis, where he coached from the 2000-01 season through 2008-09. Calipari led the Tigers to the 2008 NCAA title game, including 38 wins that season, making him the winningest coach for a single season in NCAA history. As a result, he earned his second Naismith National Coach of the Year honor, becoming only the second coach to earn the honor multiple times since its inception in 1987. He was also C-USA Coach of the Year that season.

Calipari, the 2009 Sports Illustrated National Coach of the Year, led the Tigers to nine straight 20-win campaigns and nine consecutive postseason appearances, the only Memphis coach to do that. He posted 252 on-court wins -- 28.0 wins per season -- as the Tigers' head coach, making him the winningest coach in school history. From 2006-08, the Tigers won 104 games, making Calipari the winningest head coach in NCAA Division I history in a three-year span.

## Calipari Named Coach of the Decade

Underscored by more victories than any other coach or program in his first 10 seasons at the helm at Kentucky, more Final Four appearances, a record number of NBA Draft picks, and the 2012 national championship, John Calipari was named the College Basketball Coach of the Decade by Sporting News in January 2020.

In a piece penned by national writer Mike DeCourcy, Sporting News credited Calipari for changing the college basketball landscape. Detailing Calipari's success -- what DeCourcy described as a "college basketball revolution" -- DeCourcy wrote that "no one defined the 2010s in the same way as Calipari ... nor achieved the same degree of consistent success."

In an era where kids can enter the NBA Draft at 19 years old, Calipari masterfully balances the priority of players' long-term professional dreams with individual and team development, leading to on-court success that no other team has matched.

## Calipari Unrivaled in Conference

John Calipari has won 16 league regular-season championships (including six Southeastern Conference titles) seven more than the next-closest coach in the SEC (Bruce Pearl has nine). Calipari has won six SEC Tournament championships at Kentucky and owns 15 conference tournament titles in his career, 10 more than his closest competitor (Nate Oats).

Calipari has tallied a 393-126 (75.7%) all-time record within conference play as a head coach and owns a 185-60 (75.4%) record since joining the SEC.

Although he's been publicly outspoken against conference tournaments -- only because he doesn't favor playing three or more games on consecutive days to win the tournament -- his teams have gotten up for them. Calipari's teams at UMass, Memphis and Kentucky have been to 19 conference championship games in his career, winning a remarkable 15 of them. Calipari is 58-15 (79.5%) all-time in conference tournaments, including 24-7 (77.4%) at UK. Calipari ranks third in SEC Tournament wins.

## There's No Place Like Home

John Calipari-coached teams have posted an all-time record of 465-53 (89.8%) record at home in his stops at UMass, Memphis and Kentucky. At UK, Coach Cal is 226-21 (91.5%) in Rupp Arena.

In six of Calipari's seasons at Kentucky, the Wildcats have posted an undefeated record at home, including a school-record 19-0 mark during the 2014-15 season.

Calipari owns both of UK's longest winning streaks in the arena. He began his career at UK with a 54-game winning streak at Rupp Arena. It was the longest winning streak since the arena opened in 1976. With a win over Georgia on Feb. 9, 2016, he secured the second-longest streak in the storied building at 34 games (which ended at 42).

	Coach	Streak (Yrs)
1.	<b>John Calipari</b>	<b>54 (2010-13)</b>
2.	<b>John Calipari</b>	<b>42 (2014-17)</b>
3.	Rick Pitino	33 (1992-94)
4.	Joe B. Hall	30 (1981-82)
5.	<b>John Calipari</b>	<b>28 (2021-23)</b>



# COACH CALIPARI

## UK vs. AP Ranked Foes Under Cal

### Record as AP Top-Ranked Coach Since 2009-10

Coach	Schools	Records
1. John Calipari	Kentucky	69-8
2. Mark Few	Gonzaga	68-8
3. Mike Krzyzewski	Duke	53-12
4. Bill Self	Kansas	51-10
5. Jay Wright	Villanova	28-6
6. Scott Drew	Baylor	16-4
7. Jim Boeheim	Syracuse	15-4
8. Tom Crean	Indiana	14-3
9. Thad Matta	Ohio State	13-2
10. Sean Miller	Arizona	12-1

### Record as AP Top-Ranked Coach Active

Coach	Schools	Records
1. John Calipari	UK, Memphis, UMass	110-13
2. Mark Few	Gonzaga	68-8
3. Bill Self	Kansas	53-11
4. Bruce Weber	Illinois	30-2
5. Thad Matta	Ohio State	22-3
6. Scott Drew	Baylor	16-4
7. Tom Izzo	Michigan State	15-5
8. Sean Miller	Arizona	12-1
9. Matt Painter	Purdue	10-4
10. Rick Barnes	Texas, Tennessee	9-3

as of Nov. 28, 2023

## All-Time Calipari Draft Picks

Player (School)	Round	Year (Overall)
Bam Adebayo (UK)	First	2017 (14)
Eric Bledsoe (UK)	First	2010 (18)
Devin Booker (UK)	First	2015 (13)
Brandon Boston Jr. (UK)	Second	2021 (51)
Antonio Burks (MEM)	Second	2004 (36)
Marcus Camby (UMASS)	First	1996 (2)
Rodney Carney (MEM)	First	2006 (16)
DeMarcus Cousins (UK)	First	2010 (5)
Willie Cauley-Stein (UK)	First	2015 (6)
Anthony Davis (UK)	First	2012 (1)
Hamidou Diallo (UK)	Second	2018 (45)
Joey Dorsey (MEM)	Second	2008 (33)
C. Douglas-Roberts (MEM)	Second	2008 (40)
Robert Dozier (MEM)	Second	2009 (60)
Tyrese Evans (MEM)	First	2009 (4)
De'Aaron Fox (UK)	First	2017 (5)
S. Gilgeous-Alexander (UK)	First	2018 (11)
Archie Goodwin (UK)	First	2013 (29)
Josh Harrellson (UK)	Second	2011 (45)
Andrew Harrison (UK)	Second	2015 (44)
Tyler Herro (UK)	First	2019 (13)
Isaiah Jackson (UK)	First	2021 (22)
Dakari Johnson (UK)	Second	2015 (48)
Keldon Johnson (UK)	First	2019 (29)
Terrence Jones (UK)	First	2012 (18)
Enes Kanter (UK)	First	2011 (3)
Michael Kidd-Gilchrist (UK)	First	2012 (2)
Brandon Knight (UK)	First	2011 (8)
Kevin Knox (UK)	First	2018 (9)
Skal Labissiere (UK)	First	2016 (28)
Doron Lamb (UK)	Second	2012 (42)
DeAndre Liggins (UK)	Second	2011 (53)
Chris Livingston (UK)	Second	2023 (58)
Trey Lyles (UK)	First	2015 (12)
Tyrese Maxey (UK)	First	2020 (21)
Darius Miller (UK)	Second	2012 (46)
Malik Monk (UK)	First	2017 (11)
Jamal Murray (UK)	First	2016 (7)
Nerlens Noel (UK)	First	2013 (6)
Daniel Orton (UK)	First	2010 (29)
Patrick Patterson (UK)	First	2010 (14)
Immanuel Quickley (UK)	First	2020 (25)
Julius Randle (UK)	First	2014 (7)
Nick Richards (UK)	Second	2020 (42)
Lou Roe (UMass)	Second	1995 (30)
Derrick Rose (MEM)	First	2008 (1)
Shaeldon Sharpe (UK)	First	2022 (7)
Marquis Teague (UK)	First	2012 (29)
Karl-Anthony Towns (UK)	First	2015 (1)
Tyler Ulis (UK)	Second	2016 (34)
Jarred Vanderbilt (UK)	Second	2018 (41)
Dajuan Wagner (MEM)	First	2002 (6)
John Wall (UK)	First	2010 (1)
Cason Wallace (UK)	First	2023 (10)
PJ Washington (UK)	First	2019 (12)
TyTy Washington Jr. (UK)	First	2022 (29)
Shawne Williams (MEM)	First	2006 (17)
James Young (UK)	First	2014 (17)

## Life Away From Home Isn't So Bad Either

As good as John Calipari's team's have been at home, they're pretty good in hostile environments on the road. Dating back to the 2005-06 season, Calipari has recorded a 124-62 (66.7%) record on the road. At neutral-site venues, Kentucky is 83-34 (70.9%) under Calipari.

## Calipari in Elite Company with Conference Championships

When Kentucky clinched a share of the 2017 Southeastern Conference championship, John Calipari became the first NCAA Division I coach to lead three different programs (UMass, Memphis, Kentucky) to five on-court regular-season league titles five different times. He won the Atlantic 10 at the helm of UMass in 1992, '93, '94, '95 and '96, Memphis claimed the Conference USA crown in 2004, '06, '07, '08 and '09, and Kentucky has captured the SEC six times in 2010, '12, '15, '16, '17 and '20.

Perhaps more impressive is that Calipari has 31 combined regular-season and tournament championships after clinching the SEC regular-season crown in 2020. That trails only Mark Few of Gonzaga (41 titles), among all active coaches. All-time, Calipari trails only the great Adolph Rupp (41) and Few. Bill Self (Kansas) also has 31 combined titles.

## Calipari at No. 1

John Calipari is one of just two coaches (Frank McGuire) to lead three programs to a No. 1 ranking in the Associated Press Top 25.

Calipari has led seven of his 14 UK teams to the No. 1 ranking and eight of his last 16 teams to the top (he's done it 10 times overall). When Coach Cal's teams are at the top, they're difficult to knock off:

- Calipari is 110-13 (89.4%) as the top-ranked Associated Press Top 25 coach in the country

## UK Collegiate Awards Under Calipari

<b>National Player of the Year</b> John Wall (2010) <i>Adolph Rupp, Yahoo!, Rivals</i>	Julius Randle (2014) (Coaches/AP) Karl-Anthony Towns (2015) (Coaches/AP) Malik Monk (2017) (Coaches/AP) Kevin Knox (2018) (Coaches) Tyler Herro (2019) (AP) Keldon Johnson (2019) (Coaches)	Willie Cauley-Stein (2013) Archie Goodwin (2013) Nerlens Noel (2013) Alex Poythress (2013) Julius Randle (2014) James Young (2014) Devin Booker (2015) Trey Lyles (2015) Karl-Anthony Towns (2015) Tyler Ulis (2015) Jamal Murray (2016) Bam Adebayo (2017) De'Aaron Fox (2017) Malik Monk (2017) Shai Gilgeous-Alexander (2018) Kevin Knox (2018) Tyler Herro (2019) Keldon Johnson (2019) Tyrese Maxey (2020) Isaiah Jackson (2021) TyTy Washington Jr. (2022) Chris Livingston (2023) Cason Wallace (2023)	2013 2013 2013 2013 2014 2014 2015 2015 2015 2015 2016 2017 2017 2018 2018 2019 2019 2020 2021 2022 2023 2023
<b>SEC Sixth Man of the Year</b> Oscar Tshiebwe (2022) <i>AP, CBS, College Hoops Today, NABC, Naismith, Sporting News, The Athletic, The Field of 68, USBWA, USA Today, Wooden</i>	Darius Miller (2012) (Coaches) Kyle Wiltjer (2013) (Coaches) Devin Booker (2015) (Coaches) Antonio Reeves (2023) (Coaches)	Willie Cauley-Stein (2015) DeMarcus Cousins (2010) Alex Poythress (2nd) (2016)	2012 2012 2015 2023
<b>All-America Honors (NCAA Recognized)</b> DeMarcus Cousins (2010) <i>AP (1), NABC (2), USBWA (2), SN (2)</i>	<b>All-SEC</b> DeMarcus Cousins (2010) 1st (Coaches/AP) Patrick Patterson (2010) 1st (Coaches)/2nd (AP) John Wall (2010) 1st (Coaches/AP) Terrence Jones (2011) 1st (Coaches/AP) Brandon Knight (2011) 1st (Coaches)/2nd (AP) Anthony Davis (2012) 1st (Coaches/AP) Mike Kidd-Gilchrist (2012) 1st (Coaches/AP) Terrence Jones (2012) 2nd (Coaches/AP) Doron Lamb (2012) 2nd (Coaches) Nerlens Noel (2013) 1st (Coaches/AP) Julius Randle (2014) 1st (Coaches/AP) James Young (2014) 2nd (Coaches) Devin Booker (2015) 2nd (Coaches) Willie Cauley-Stein (2015) 1st (Coaches/AP) Aaron Harrison (2015) 2nd (Coaches/AP) Karl-Anthony Towns (2015) 1st (Coaches/AP) Jamal Murray (2016) 1st (Coaches/AP) Tyler Ulis (2016) 1st (Coaches/AP) Bam Adebayo (2017) 2nd (Coaches/AP) De'Aaron Fox (2017) 1st (Coaches/AP) Malik Monk (2017) 1st (Coaches/AP) Shai G.-Alexander (2018) 2nd (Coaches) Kevin Knox (2018) 1st (Coaches) Tyler Herro (2019) 2nd (Coaches) Keldon Johnson (2019) 2nd (Coaches) PJ Washington (2019) 1st (Coaches/AP) Tyrese Maxey (2020) 2nd (Coaches) Nick Richards (2020) 1st (Coaches/AP) Immanuel Quickley (2020) 1st (Coaches/AP) Oscar Tshiebwe (2022) 1st (Coaches/AP) TyTy Washington Jr. (2022) 2nd (Coaches) Sahvir Wheeler (2022) 2nd (Coaches) Oscar Tshiebwe (2023) 1st (Coaches/AP)	<b>CoSIDA Academic All-America</b> Alex Poythress (2nd) (2016)	2010 2016
<b>NCAA Final Four Team</b> Anthony Davis (MVP) (2012) Michael Kidd-Gilchrist (2012) Doron Lamb (2012) Julius Randle (2014) James Young (2014)	<b>NCAA All-Regional</b> DeMarcus Cousins (2010) John Wall (2010) Josh Harrellson (2011) Brandon Knight (MVP) (2011) DeAndre Liggins (2011) M. Kidd-Gilchrist (MVP) (2012) Anthony Davis (2012) Doron Lamb (2012) Aaron Harrison (2014) Marcus Lee (2014) Julius Randle (MVP) (2014) Willie Cauley-Stein (2015) Andrew Harrison (2015) Karl-Anthony Towns (MVP) (2015) De'Aaron Fox (2017) Isaac Humphries (2017) Tyler Herro (2019) PJ Washington (2019)	2010 2010 2011 2011 2011 2012 2012 2012 2014 2014 2014 2015 2015 2015 2015 2017 2017 2019 2019	
<b>SEC Player of the Year</b> John Wall (2010) (Coaches/AP) Anthony Davis (2012) (Coaches/AP) Tyler Ulis (2016) (Coaches/AP) Malik Monk (2017) (AP) Immanuel Quickley (2020) (Coaches) Oscar Tshiebwe (2022) (Coaches/AP)	<b>SEC Defensive Player of the Year</b> Anthony Davis (2012) (Coaches) Nerlens Noel (2013) (Coaches) Willie Cauley-Stein (2015) (Coaches) Tyler Ulis (2016) (Coaches) Ashton Hagans (shared) (2019) (Coaches)	<b>SEC All-Tournament Team</b> John Wall (MVP) (2010) Eric Bledsoe (2010) DeMarcus Cousins (2010) Darius Miller (MVP) (2011) Brandon Knight (2011) Josh Harrellson (2011) Anthony Davis (2012) Terrence Jones (2012) Aaron Harrison (2014) Julius Randle (2014) Willie Cauley-Stein (MVP) (2015) Aaron Harrison (2015) Andrew Harrison (2015) Jamal Murray (2016) Tyler Ulis (MVP) (2016) Bam Adebayo (2017) De'Aaron Fox (MVP) (2017) Dominique Hawkins (2017) Wenwen Gabriel (2018) Shai G.-Alexander (MVP) (2018) Kevin Knox (2018)	2010 2010 2010 2011 2011 2011 2012 2012 2014 2014 2015 2015 2015 2016 2016 2017 2017 2017 2018 2018 2018
<b>SEC Freshman (Coaches)/Newcomer (AP) of the Year</b> DeMarcus Cousins (2010) (Coaches) John Wall (2010) (AP) Terrence Jones (2011) (Coaches/AP) Anthony Davis (2012) (Coaches/AP) Nerlens Noel (2013) (Coaches/AP)	<b>Coaches' SEC All-Defensive Team</b> Patrick Patterson (2010) DeAndre Liggins (2011) Anthony Davis (2012) Michael Kidd-Gilchrist (2012) Nerlens Noel (2013) Willie Cauley-Stein (2014) Willie Cauley-Stein (2015) Tyler Ulis (2016) Ashton Hagans (2019) Ashton Hagans (2020) Nick Richards (2020) Isaiah Jackson (2021) Oscar Tshiebwe (2022)	<b>Coaches' SEC All-Freshman Team</b> Eric Bledsoe (2010) DeMarcus Cousins (2010) John Wall (2010) Brandon Knight (2011) Terrence Jones (2011) Doron Lamb (2011) Anthony Davis (2012) Michael Kidd-Gilchrist (2012)	2010 2010 2010 2011 2011 2011 2012 2012 2019 2020 2020 2021 2022



# COACH CALIPARI

- He's 69-8 (89.6%) when his team is atop the AP Top 25 as UK's head coach
- Calipari tallied a 32-4 mark at UMass at No. 1 and he was 9-1 at Memphis
- His (110) victories are the most among active coaches with victories at No. 1
- Calipari has coached 123 career games as a No. 1 team, fourth most in NCAA history, trailing Mike Krzyzewski (255), John Wooden (228) and Adolph Rupp (127)
- Among coaches who have owned a No. 1 ranking in at least 119 games, Calipari's winning percentage of 89.4% trails only Wooden (95.2%) and is ahead of Krzyzewski (85.8%)
- Calipari is 6-5 vs. the AP top-ranked team in the land, including 3-3 at UK

## Dream Maker

As someone who prides himself on helping young men reach their dreams, John Calipari has helped 58 players earn selection in the NBA Draft during his college coaching career, including 47 in his first 14 seasons at UK, more than any other coach.

- Four No. 1 overall selections (Derrick Rose, John Wall, Anthony Davis and Karl-Anthony Towns) during the nine drafts from 2008 to 2016. No other coach has more than three No. 1 picks
- In 2010, five of his UK players were selected in the first round for the first time in NBA history
- His six players in the 2012 and 2015 NBA drafts are the most in the two-round era
- Churned out 47 NBA Draft picks, 35 first-rounders, three No. 1 selections, seven top-five picks and 23 lottery picks at Kentucky
- Of the 68 full-time scholarship players who have finished their college careers at Kentucky under Calipari (did not transfer or leave the program early), 46 have been selected in the NBA Draft, a 67.6% success rate. Another 10 of those made the NBA. This does not include the late Terrence Clarke
- Of the 34 players at UK who have declared for the NBA Draft at the conclusion of their freshman seasons, 30 have been first-round picks. All previous players have played game in the NBA. He is 35 for 38 when including his players from Memphis. This does not include the late Terrence Clarke
- Only coach to produce the top two picks in the same draft (2012, Davis and Michael Kidd-Gilchrist)
- Produced a top-10 pick in 12 straight drafts from 2008-19, the only school to do so during that time period
- Ten of his former players have been named NBA All-Stars (32 total and all since 2010), seven have been tabbed All-NBA (13 times), three were named NBA Rookie of the Year, and 15 players from Calipari's first 12 teams at UK have made the NBA All-Rookie teams. Rose was named NBA MVP in 2011 and Davis won NBA All-Star MVP honors in 2017
- He is the only coach in history to have a former player win each of the following awards: NBA Rookie of the Year, NBA Sixth Man of the Year, NBA Most Improved Player of the Year, NBA Clutch Player of the Year and MVP

## Developing Talent

John Calipari hasn't just signed the best talent in the country while he's been at Kentucky; he's been the best at developing that talent and getting it ready for the next level.

Of the 54 top-25 Rivals.com players Kentucky has signed who did not transfer or leave the program early (and aren't still actively playing at UK), 39 were drafted and 30 were selected in the first round. This note does not include the late Terrence Clarke. But that's only half the story. Calipari's players don't just make it to the pros, they're better prepared than anyone else. The proof is in the numbers.

Entering the 2023-24 NBA season, Calipari's NBA pros had amassed almost \$4 billion in career NBA contracts, which doesn't include endorsement deals and overseas contracts. Of his UK players in the NBA, they have made nearly \$3.5 billion in career contracts.

## Double-Digit Win Streaks

John Calipari's teams have posted 19 streaks of 10 or more wins at Kentucky, Memphis and UMass, including six at UK. They have won 15 or more straight games nine times, 20 or more six times, 25 or more five times, and 30 or more once. Of course, the most famous streak was the 38-0 start during the 2014-15 season.

1. 38 Kentucky, 2014-15	6. 24 Kentucky, 2011-12	T10. 14 UMass, 1991-92	T16. 10 Kentucky, 2018-19
2. 27 Memphis, 2008-09	7. 19 Kentucky, 2009-10	T12. 12 Memphis, 2007-08	T16. 10 Kentucky, 2010-11
T3. 26 Memphis, 2007-08	8. 16 UMass, 1994-95	T12. 12 Memphis, 2002-03	T16. 10 Memphis, 2001-02
T3. 26 UMass, 1995-96	9. 15 Memphis, 2005-06	T12. 12 UMass, 1992-93	16. 10 UMass, 1993-94
5. 25 Memphis, 2006-07	T10. 14 Kentucky, 2016-17	15. 11 Memphis, 2003-04	

## Calipari Nearly Perfect vs. Former Assistants

John Calipari has made it known that he doesn't enjoy coaching against friends. That hasn't stopped him from winning anyway. Calipari is 19-1 all-time when coaching against former assistants with a win over Kenny Payne and Louisville on Dec. 31, 2022 in his most recent matchup. He suffered his first and only loss to a former assistant against former Memphis assistant Josh Pastner on Dec. 6, 2020.

- |                          |                      |                       |
|--------------------------|----------------------|-----------------------|
| • Orlando Antigua - 1-0  | • Tony Barbee - 9-0  | • Bruiser Flint - 2-0 |
| • Derek Kellogg - 1-0    | • Chuck Martin - 2-0 | • Josh Pastner - 1-1  |
| • Steve Roccaforte - 2-0 | • Kenny Payne - 1-0  |                       |

## Recruiting Trail

The Wildcats have signed more top-25 players under John Calipari's than any other school. Nearly a quarter of all Rivals' top-10 prospects over the past 15 classes have signed with Coach Cal and the Cats. The following list is freshman signees only.

PLAYER (YEAR)	ESPN	RIVALS	247	MCD	JB
Somto Cyril ('24)	55	44	68		
Boogie Fland ('24)	18	10	33		
Jayden Quaintance ('24)	14	11	9		
Travis Perry ('24)	84	92	70		
Aaron Bradshaw ('23)	6	2	4	Y	Y
Jordan Burks ('23)	NR	NR	NR		
Robert Dillingham ('23)	15	15	16		Y
Justin Edwards ('23)	3	3	3	Y	Y
Joey Hart ('23)	NR	NR	NR		
Zvonimir Ivisic ('23)	NR	NR	NR		
Reed Sheppard ('23)	23	28	43	Y	
D.J. Wagner ('23)	4	6	6	Y	Y
Chris Livingston ('22)	12	11	12	Y	Y
Ugonna Onyenso ('22)	35~	35	39		
Adou Thiero ('22)	NR	NR	165		
Cason Wallace ('22)	20	8	8	Y	Y
Daimion Collins ('21)	19	18	13	Y	Y
Bryce Hopkins ('21)	33	38	43	Y	Y
Shaedon Sharpe ('21)	1~	1~	1~		
TyTy Washington Jr. ('21)	14	14	19	Y	
Devin Askeew ('20)	26	33	37	Y	Y
Brandon Boston Jr. ('20)	7	5	6	Y	Y
Terrence Clarke ('20)	10	8	10	Y	Y
Cam'Ron Fletcher ('20)	61	49	80		
Isaiah Jackson ('20)	34	28	34		Y
Lance Ware ('20)	46	36	43		
Kareem Watkins ('20)	NR@	NR@	NR@		
Dontaia Allen ('19)	NR	68	98		
Keion Brooks Jr. ('19)	36	29	14		Y
Brennan Canada ('19)	NR@	NR@	NR@		
Johnny Juzang ('19)	30	34	31		
Tyrese Maxey ('19)	13	10	10	Y	Y
Kahlil Whitney ('19)	12	14	11	Y	Y
Ashton Hagans ('18)	20	13	12		
Tyler Herro ('18)	30	36	38		Y
Keldon Johnson ('18)	7	15	18	Y	Y
EJ Montgomery ('18)	14	11	6	Y	
Zan Payne ('18)	NR	NR	NR		
Immanuel Quickley ('18)	25	22	19	Y	
Jemarl Baker Jr. ('17)	66	82	90		
Hamidou Diallo ('17)	11~	10~	11		
Shai Gilgeous-Alexander ('17)	35	34	20		
Quade Green ('17)	24	22	33	Y	Y
Kevin Knox ('17)	10	10	18	Y	Y
Nick Richards ('17)	17	17	15	Y	Y
Jarrod Vanderbilt ('17)	19	14	12	Y	Y
PJ Washington ('17)	12	15	9	Y	Y
Bam Adebayo ('16)	5	7	12	Y	Y
Brad Calipari ('16)	NR	NR	NR		
De'Aaron Fox ('16)	6	6	6	Y	Y
Wenyen Gabriel ('16)	14	13	14	Y	
Sacha Killeya-Jones ('16)	24	24	25	Y	
Malik Monk ('16)	9	9	10	Y	Y
Tai Wynyard ('16)	NR	NR	NR		
Isaiah Briscoe ('15)	13	10	16	Y	Y
Jonny David ('15)	NR@	NR@	NR@		
Isaac Humphries ('15)	49	NR^	62		
Skal Labissiere ('15)	2	1	2		Y
Charles Matthews ('15)	42	48	74	Y	
Jamal Murray ('15)	NA^	9	10		
Devin Booker ('14)	18	29	22	Y	Y
Trey Lyles ('14)	6	13	17	Y	Y
Karl-Anthony Towns ('14)	9	5	2	Y	Y
Tyler Ulis ('14)	25	21	20	Y	Y
EJ Floreal ('13)	NR@	NR@	NR@		
Aaron Harrison ('13)	9	7	5	Y	Y
Andrew Harrison ('13)	5	5	3	Y	Y
Dominique Hawkins ('13)	NR	NR	151		
Dakari Johnson ('13)	7	9	8	Y	Y
Marcus Lee ('13)	25	19	14	Y	Y
Julius Randle ('13)	3	2	2	Y	Y
Derek Willis ('13)	NR	115	58		
James Young ('13)	8	11	10	Y	Y
Archie Goodwin ('12)	15	14	18	Y	Y
Willie Cauley-Stein ('12)	40	40	47		
Nerlens Noel ('12)	1	2	1	Y	
Alex Pooythress ('12)	13	8	7	Y	Y
Anthony Davis ('11)	1	2	1	Y	Y
Michael Kidd-Gilchrist ('11)	4	3	2	Y	Y
Sam Malone ('11)	NR@	NR@	NR@		
Brian Long ('11)	NR@	NR@	NR@		
Marquis Teague ('11)	8	5	6	Y	Y
Kyle Wiltjer ('11)	19	22	21	Y	Y
Terrence Jones ('10)	9	13	8*	Y	Y
Enes Kanter ('10)	25	3	3*		
Brandon Knight ('10)	4	6	6*	Y	Y
Doron Lamb ('10)	29	21	28*	Y	Y
Jarrod Polson ('10)	NR@	NR@	NR*@		
Stacey Poole, Jr. ('10)	51	33	67*		
Eric Bledsoe ('09)	NR	23	37*		
DeMarcus Cousins ('09)	4	2	3*	Y	Y
Jon Hood ('09)	92	40	46*		
Daniel Orton ('09)	13	22	17*		Y
John Wall ('09)	5	1	2*		Y

<b>Top-10 Players</b>	<b>27</b>	<b>31</b>	<b>31</b>
<b>Top-25 Players</b>	<b>56</b>	<b>57</b>	<b>56</b>
<b>Top-50 Players</b>	<b>69</b>	<b>74</b>	<b>70</b>
<b>McDonald's All-Americans</b>			<b>44</b>
<b>Jordan Brand Classic All-Americans</b>			<b>53</b>

\* Scout.com ranking | ~ final ranking in the 2023, 2022, 2017 classes before early enrollment | ^ reclassified after final rankings were released @ originally joined team as walk-on





# COACH CALIPARI

## UK vs. AP Ranked Foes Under Cal

**Record: 70-50 (.583)**

vs. No. 8 MIAMI	Nov. 28, 2023	W, 95-73	vs. No. 20 Baylor (Dallas)	Dec. 6, 2013	L, 67-62
vs. No. 1 Kansas	Nov. 14, 2023	L, 89-84	vs. No. 2 Mich. State (Chicago)	Nov. 12, 2013	L, 78-74
vs. No. 15 Kansas State	March 19, 2023	L, 75-69	vs. No. 11 FLORIDA	March 9, 2013	W, 61-57
vs. No. 10 TENNESSEE	Feb. 18, 2023	W, 66-54	at No. 7 Florida	Feb. 12, 2013	L, 69-52
vs. No. 9 KANSAS	Jan. 28, 2023	L, 77-68	at No. 16 Ole Miss	Jan. 29, 2013	W, 87-74
at No. 5 Tennessee	Jan. 14, 2023	W, 63-56	at No. 4 Louisville	Dec. 29, 2012	L, 80-77
at No. 7 Alabama	Jan. 7, 2023	L, 78-52	vs. No. 9 Duke (Atlanta)	Nov. 13, 2012	L, 75-68
vs. No. 16 UCLA (New York)	Dec. 17, 2022	L, 63-53	vs. No. 6 Kansas (NCAAT)	April 2, 2012	W, 67-59
at No. 2 Gonzaga	Nov. 20, 2022	L, 88-72	vs. No. 17 Louisville (NCAAT)	March 31, 2012	W, 69-61
vs. No. 9 Tennessee (SECT)	March 12, 2022	L, 69-62	vs. No. 9 Baylor (NCAAT)	March 25, 2012	W, 82-70
at No. 18 Arkansas	Feb. 26, 2022	L, 75-73	vs. No. 16 Indiana (NCAAT)	March 23, 2012	W, 87-71
vs. No. 25 ALABAMA	Feb. 19, 2022	W, 90-81	vs. No. 22 Florida (SECT)	March 10, 2012	W, 74-71
at No. 16 Tennessee	Feb. 15, 2022	L, 76-63	at No. 16 Florida	March 4, 2012	W, 74-59
at No. 5 Kansas	Jan. 29, 2022	W, 80-62	vs. No. 8 FLORIDA	Feb. 7, 2012	W, 78-58
at No. 2 Auburn	Jan. 22, 2022	L, 80-71	vs. No. 4 LOUISVILLE	Dec. 31, 2011	W, 69-62
vs. No. 22 TENNESSEE	Jan. 15, 2022	W, 107-79	vs. No. 5 NORTH CAROLINA	Dec. 3, 2011	W, 73-72
at No. 21 LSU	Jan. 4, 2022	L, 65-60	vs. No. 12 Kansas (New York)	Nov. 15, 2011	W, 75-65
vs. No. 9 Duke	Nov. 9, 2021	L, 79-71	vs. No. 9 UConn (NCAAT)	April 2, 2011	L, 56-55
at No. 19 Tennessee	Feb. 20, 2021	W, 70-55	vs. No. 7 N. Carolina (NCAAT)	March 27, 2011	W, 76-69
vs. No. 11 TENNESSEE	Feb. 6, 2021	L, 82-71	vs. No. 9 Ohio State (NCAAT)	March 25, 2011	W, 62-60
at No. 18 Missouri	Feb. 3, 2021	L, 75-70	vs. No. 22 W. Virginia (NCAAT)	March 19, 2011	W, 71-63
at No. 9 Alabama	Jan. 26, 2021	L, 70-59	vs. No. 12 Florida (SECT)	March 13, 2011	W, 70-54
vs. No. 22 N. Carolina (Cleveland)	Dec. 19, 2020	L, 75-63	vs. No. 21 VANDERBILT	March 1, 2011	W, 68-66
vs. No. 7 Kansas (Indianapolis)	Dec. 1, 2020	L, 65-62	vs. No. 13 FLORIDA	Feb. 26, 2011	W, 76-68
vs. No. 15 AUBURN	Feb. 29, 2020	W, 73-66	at No. 21 Vanderbilt	Feb. 12, 2011	L, 81-77
at No. 17 Auburn	Feb. 1, 2020	L, 75-66	at No. 22 Louisville	Dec. 31, 2010	W, 78-63
at No. 18 Texas Tech	Jan. 25, 2020	W, 78-76 <sup>OT</sup>	vs. No. 23 Notre Dame (Louisville)	Dec. 8, 2010	W, 72-58
vs. No. 3 LOUISVILLE	Dec. 28, 2019	W, 78-70 <sup>OT</sup>	vs. No. 13 Washington (Maui)	Nov. 23, 2010	W, 74-67
vs. No. 5 Ohio State (Las Vegas)	Dec. 21, 2019	L, 71-65	vs. No. 6 West Virginia (NCAAT)	March 27, 2010	L, 73-66
vs. No. 1 Mich. State (New York)	Nov. 5, 2019	W, 69-62	vs. No. 15 Tennessee (SECT)	March 13, 2010	W, 74-45
vs. No. 14 Auburn (NCAAT)	March 31, 2019	L, 77-71 <sup>OT</sup>	at No. 19 Tennessee	Feb. 27, 2010	L, 74-65
vs. No. 11 Houston (NCAAT)	March 29, 2019	W, 62-58	at No. 17 Vanderbilt	Feb. 20, 2010	W, 58-56
vs. No. 19 Wofford (NCAAT)	March 23, 2019	W, 62-56	vs. No. 12 TENNESSEE	Feb. 13, 2010	W, 73-62
vs. No. 8 Tennessee (SECT)	March 16, 2019	L, 82-78	vs. No. 25 OLE MISS	Feb. 2, 2010	W, 85-75
at No. 7 Tennessee	March 2, 2019	L, 71-52	vs. No. 21 VANDERBILT	Jan. 30, 2010	W, 85-72
vs. No. 1 TENNESSEE	Feb. 16, 2019	W, 86-69	vs. No. 14 UConn (New York)	Dec. 9, 2009	W, 64-61
vs. No. 19 LSU	Feb. 13, 2019	L, 73-71	vs. No. 10 NORTH CAROLINA	Dec. 5, 2009	W, 68-66
vs. No. 9 KANSAS	Jan. 26, 2019	W, 71-63			
vs. No. 22 MISSISSIPPI STATE	Jan. 22, 2019	W, 76-55			
at No. 14 Auburn	Jan. 19, 2019	W, 82-80			
vs. No. 9 N. Carolina (Chicago)	Dec. 22, 2018	W, 80-72			
vs. No. 4 Duke (Indianapolis)	Nov. 6, 2018	L, 118-84			
vs. No. 13 Tennessee (SECT)	March 11, 2018	W, 77-72			
at No. 10 Auburn	Feb. 14, 2018	L, 76-66			
vs. No. 15 TENNESSEE	Feb. 6, 2018	L, 61-59			
at No. 7 West Virginia	Jan. 27, 2018	W, 83-76			
at No. 23 Tennessee	Jan. 6, 2018	L, 76-65			
vs. No. 4 Kansas (Chicago)	Nov. 14, 2017	L, 65-61			
vs. No. 6 N. Carolina (NCAAT)	March 26, 2017	L, 75-73			
vs. No. 8 UCLA (NCAAT)	March 24, 2017	W, 86-75			
vs. No. 19 Wichita State (NCAAT)	March 19, 2017	W, 65-62			
vs. No. 13 FLORIDA	Feb. 25, 2017	W, 76-66			
at No. 24 Florida	Feb. 4, 2017	L, 88-66			
vs. No. 2 KANSAS	Jan. 28, 2017	L, 79-73			
vs. No. 24 SOUTH CAROLINA	Jan. 21, 2017	W, 85-69			
at No. 10 Louisville	Dec. 21, 2016	L, 73-70			
vs. No. 7 N. Carolina (Las Vegas)	Dec. 17, 2016	W, 103-100			
vs. No. 11 UCLA	Dec. 3, 2016	L, 97-92			
vs. No. 13 Mich. State (New York)	Nov. 15, 2016	W, 69-48			
vs. No. 14 Indiana (NCAAT)	March 19, 2016	L, 73-67			
vs. No. 17 Texas A&M (SECT)	March 13, 2016	W, 82-77			
at No. 4 Kansas	Jan. 30, 2016	L, 90-84			
vs. No. 16 LOUISVILLE	Dec. 27, 2015	W, 75-73			
vs. No. 5 Duke (Chicago)	Nov. 17, 2015	W, 74-63			
vs. No. 3 Wisconsin (NCAAT)	April 4, 2015	L, 71-64			
vs. No. 8 Notre Dame (NCAAT)	March 28, 2015	W, 68-66			
vs. No. 20 W. Virginia (NCAAT)	March 26, 2015	W, 78-39			
vs. No. 21 Arkansas (SECT)	March 15, 2015	W, 78-63			
vs. No. 18 ARKANSAS	Feb. 28, 2015	W, 84-67			
at No. 4 Louisville	Dec. 27, 2014	W, 58-50			
vs. No. 21 NORTH CAROLINA	Dec. 13, 2014	W, 84-70			
vs. No. 6 TEXAS	Dec. 5, 2014	W, 63-51			
vs. No. 5 Kansas (Indianapolis)	Nov. 18, 2014	W, 72-40			
vs. No. 18 UConn (NCAAT)	April 7, 2014	L, 60-54			
vs. No. 12 Wisconsin (NCAAT)	April 5, 2014	W, 74-73			
vs. No. 7 Michigan (NCAAT)	March 30, 2014	W, 75-72			
vs. No. 5 Louisville (NCAAT)	March 28, 2014	W, 74-69			
vs. No. 2 Wichita State (NCAAT)	March 23, 2014	W, 78-76			
vs. No. 1 Florida (SECT)	March 16, 2014	L, 61-60			
at No. 1 Florida	March 8, 2014	L, 84-65			
vs. No. 3 FLORIDA	Feb. 15, 2014	L, 69-59			
vs. No. 4 LOUISVILLE	Dec. 28, 2013	W, 73-66			
at No. 18 North Carolina	Dec. 14, 2013	L, 82-77			

### Calipari's Record at Kentucky ...

vs. No. 1	3-3	vs. Top 25	70-50
vs. Top 3	5-9	Home	26-7
vs. Top 5	14-14	Away	11-21
vs. Top 10	29-29	Neutral	33-22
vs. Top 15	44-35	SEC Tourney	6-3
vs. Top 20	57-45	NCAA Tourney	17-8

## #LaFamilia NBA Awards

<b>NBA Player of the Year</b>		Marcus Camby (2nd)	2005
Derrick Rose	2011		
<b>NBA Rookie of the Year</b>		<b>NBA All-Star Team</b>	
Karl-Anthony Towns	2016	Bam Adebayo	2023
Tyreke Evans	2010	De'Aaron Fox	2023
Derrick Rose	2009	Shai Gilgeous-Alexander	2023
		Julius Randle	2023
		Devin Booker	2022
<b>NBA Defensive Player of the Year</b>		Karl-Anthony Towns	2022
Marcus Camby	2007	Devin Booker	2021
		Anthony Davis	2021
<b>NBA Most Improved Player of the Year</b>		Julius Randle	2021
Julius Randle	2021	Bam Adebayo	2020
		Devin Booker	2020
		Anthony Davis	2020
<b>NBA Sixth Man of the Year</b>		Anthony Davis	2019
Tyler Herro	2022	Karl-Anthony Towns	2019
		DeMarcus Cousins	2018
<b>NBA Clutch Player of the Year</b>		Anthony Davis	2018
De'Aaron Fox	2023	Karl-Anthony Towns	2018
		John Wall	2018
<b>NBA Cares Community Assist Award</b>		DeMarcus Cousins	2017
Devin Booker	2021	Anthony Davis	2017
D. Cousins (offseason)	2017	John Wall	2017
John Wall	2016	DeMarcus Cousins	2016
		Anthony Davis	2016
		John Wall	2016
<b>All-NBA Team</b>		DeMarcus Cousins	2015
Shai Gilgeous-Alexander (1st)	2023	Anthony Davis	2015
De'Aaron Fox (3rd)	2023	John Wall	2015
Julius Randle (3rd)	2023	Anthony Davis	2014
Devin Booker (1st)	2022	John Wall	2014
Karl-Anthony Towns (3rd)	2022	Derrick Rose	2012
Julius Randle (2nd)	2021	Derrick Rose	2011
Anthony Davis (1st)	2020	Derrick Rose	2010
Anthony Davis (1st)	2018		
Karl-Anthony Towns (3rd)	2018	<b>All-Star Game MVP</b>	
Anthony Davis (1st)	2017	Anthony Davis	2017
John Wall (3rd)	2017		
DeMarcus Cousins (2nd)	2016	<b>Rising Stars Challenge MVP</b>	
Anthony Davis (1st)	2015	Jamal Murray	2017
DeMarcus Cousins (2nd)	2015	John Wall	2011
Derrick Rose (1st)	2012	Tyreke Evans	2010
Derrick Rose (1st)	2011		
<b>All-NBA Rookie Team</b>		<b>Slam Dunk Contest Winner</b>	
Immanuel Quickley (2nd)	2021	Hamidou Diallo	2019
Tyler Herro (2nd)	2020	John Wall	2014
PJ Washington (2nd)	2020		
S. Gilgeous-Alexander (2nd)	2019	<b>3-Point Contest Winner</b>	
Jamal Murray (2nd)	2017	Karl-Anthony Towns	2022
Karl-Anthony Towns (1st)	2016	Devin Booker	2018
Devin Booker (1st)	2016		
Willie Cauley-Stein (2nd)	2016	<b>Skills Challenge Winner</b>	
Nerlens Noel (1st)	2015	Bam Adebayo	2020
Anthony Davis (1st)	2013	Karl-Anthony Towns	2016
M. Kidd-Gilchrist (2nd)	2013	Derrick Rose	2009
Brandon Knight (1st)	2012		
DeMarcus Cousins (1st)	2011		
John Wall (1st)	2011		
Eric Bledsoe (2nd)	2011		
Tyreke Evans (1st)	2010		
Derrick Rose (1st)	2010		
Marcus Camby (1st)	1997		
<b>All-NBA Defensive Team</b>			
Bam Adebayo (2nd)	2023		
Bam Adebayo (2nd)	2022		
Bam Adebayo (2nd)	2021		
Bam Adebayo (2nd)	2020		
Anthony Davis (1st)	2020		
Eric Bledsoe (2nd)	2020		
Eric Bledsoe (1st)	2019		
Anthony Davis (1st)	2018		
Anthony Davis (2nd)	2017		
Anthony Davis (2nd)	2015		
John Wall (2nd)	2015		
Marcus Camby (1st)	2008		
Marcus Camby (1st)	2007		
Marcus Camby (2nd)	2006		



# COACH CALIPARI

A “players-first” coach with a penchant for helping people reach their dreams, John Calipari, a Naismith Memorial Basketball Hall of Famer, has guided six teams to the Final Four, led one to a national championship and helped 58 players earn selection in the NBA Draft during his 31-year college coaching career.

Calipari guided Kentucky to its eighth national championship and his first national title in 2012. In becoming only the second coach in NCAA history to lead three different schools to the Final Four, he has racked up more than 800 on-court victories, 23 NCAA Tournament on-court appearances, six Final Fours and numerous national coach of the year honors.

From UMass to Memphis and now Kentucky, Calipari’s career has been successful throughout, but his most recent run in Lexington has been the best stretch of his career. During Calipari’s first 14 seasons at UK, he has led all coaches in NCAA Tournament wins (32), Final Fours (four), Elite Eights (seven) and Sweet 16s (eight).

In 2015, Coach Cal led college basketball’s first ever 38-0 team, and became one of just three coaches to make four Final Fours in a five-year span. At the end of the season, Calipari became the 96th coach to join the Naismith Memorial Basketball Hall of Fame.

While building a program out of obscurity at UMass, laying the foundation at Memphis and restoring luster at the sport’s greatest program at Kentucky, he totaled the second-most wins in NCAA history in the first 20 years of a college coaching career.

Quite honestly, though, Calipari’s on-court success overshadows a much more significant picture.

In his goal to lead a players-first program, he has helped more than 50 young men realize their dreams and reach the NBA level with 56 players earning NBA Draft selections, including a record five first-round draft picks in 2010. Two years later, six Wildcats heard their names called at the 2012 draft, the most in the two-round draft era. UK, with Calipari’s help, would tie those six picks again in 2015, including a record-tying four lottery selections. His four No. 1 overall picks are more than any other coach, and he has had 45 players drafted during his first 13 years at Kentucky, including 34 first-round picks.

Calipari’s players have entered the league NBA-ready. His players have garnered 32 All-Star selections -- all since 2010 -- with Anthony Davis winning the game’s MVP honor in 2017. Derrick Rose was named NBA MVP in 2011. Six of his players have been tabbed All-NBA (11 times), three have been named NBA Rookie of the Year and 15 players from Calipari’s first 12 teams at Kentucky have made the NBA All-Rookie teams. He is the only coach in history to have a player win each of the NBA’s major honors: MVP, Rookie of the Year, Most Improved Player and Sixth Man of the Year.

Much like he did at UMass, where his players graduated at nearly 80%, Calipari has stressed academics. Seventeen of his last 20 seniors at Memphis earned their bachelor’s degrees, and all 23 players at UK who were eligible to graduate by the end of their senior years walked away with a diploma in hand, including five players who earned their degree in just three years. Calipari’s teams routinely have posted a combined team grade-point average of 3.0 or better.

Calipari has raised millions of dollars to help the lives of those in need in the Commonwealth and beyond. He has had a particular passion to assist those impacted by natural disasters. For instance, in 2010, he used a telethon to raise more than \$1 million for victims of the devastating earthquake in Haiti. He followed that up with telethons in 2012, raising \$1 million for victims of Superstorm Sandy, in 2017 for victims of Hurricane Harvey, played a leading role in the “Kentucky United” efforts that generated more than \$5 million for victims of devastating tornadoes in Western Kentucky in 2021, and raised nearly \$4 million with the Kentucky Flood Relief Telethon and open practice at Rupp Arena in 2022.

Calipari launched his foundation in 2012, and since then the foundation has worked with several key partners and donated more than \$1.5 million, a figure that does not include matching funds that have been contributed from individuals and corporations. In 2013, Calipari initiated hosting an annual alumni weekend around his basketball fantasy experience with the intent to raise money for charity. After generating \$350,000 for selected organizations and charities during the inaugural game, the weekend has generated millions of dollars for charity since its inception.

In 2019, when federal workers were without pay due to a government shutdown, he, his wife and his foundation assisted workers with financial help and grocery gift cards. He and his wife, Ellen, teamed up with Fayette County Public Schools to help families in need during the COVID-19 pandemic.

His latest efforts include spearheading the creation of the John McLendon Minority Leadership Initiative, a nationwide coach-driven initiative to provide minorities a jump-start to their careers through practical experiences, opportunities to build their network and instilling the values of John McLendon: integrity, education, leadership and mentorship. Participants in the initiative will be known as MLI Future Leaders.

In 2017, Coach Cal was named the head coach of the 2017 USA Basketball Men’s U19 World Cup Team, which finished third at the 2017 FIBA U19 World Cup in Cairo.

Author of five books, including the New York Times Best Seller “Players First: Coaching from the Inside Out,” Calipari is a master of communication and maximizing talent. He lives by the motto that “it’s never a matter of how far you have fallen, but instead it’s about how high you bounce back.”



## BIOGRAPHICAL INFORMATION

**Date of Birth:** Feb. 10, 1959 | **Wife:** Ellen  
**Children:** Erin, Megan, Brad

**Education**  
Clarion State (1982)

**Head Coaching Experience**  
University of Massachusetts (1989-96)  
New Jersey Nets (NBA) (1997-99)  
University of Memphis (2001-09)  
University of Kentucky (2010-present)

## COACHING AWARDS

- 2023 Race Amity Medal of Honor
- 2022 Jefferson Award
- 2022 Conference USA Hall of Fame
- 2021 NABC Guardians of the Game Pillar Award - Inclusion
- NABC District 20 Coach of the Year
- USBWA District IV Coach of the Year
- 2020 SEC Coach of the Year (Coaches)
- 2019 *The Sporting News* Coach of the Decade
- 2018 Naismith Hall of Fame 'Service Above Self' Honoree
- 2018 NABC Metropolitan Award
- 2015 Naismith Memorial Basketball Hall of Fame Inductee
- 2015 AP National Coach of the Year
- 2015 Naismith National Coach of the Year
- 2015 NABC National Coach of the Year
- 2015 The Sporting News National Coach of the Year
- 2015 Adolph Rupp National Coach of the Year
- 2015 SEC Coach of the Year (AP/Coaches)
- 2015 USBWA District IV Coach of the Year
- 2012 Nell & John Wooden Coach of the Year Leadership Award
- 2012 Naismith National Coach of the Year Finalist
- 2012 SEC Coach of the Year (AP/Coaches)
- 2010 Adolph Rupp National Coach of the Year
- 2010 Naismith National Coach of the Year Finalist
- 2010 SEC Coach of the Year (AP)
- 2010 *Sporting News* SEC Coach of the Year
- 2010 Yahoo! Sports SEC Coach of the Year
- 2010 USBWA District IV Coach of the Year
- 2009 NABC National Co-Coach of the Year
- 2009 *Sports Illustrated* National Coach of the Year
- 2009 Phelan National Coach of the Year
- 2009 Iba National Coach of the Year Finalist
- 2009 C-USA Coach of the Year
- 2008 Naismith National Coach of the Year
- 2008 C-USA Coach of the Year
- 2008 Iba National Coach of the Year Finalist
- 2008 Phelan National Coach of the Year Finalist
- 2007 Phelan National Coach of the Year Finalist
- 2007 USBWA District IV Coach of the Year
- 2007 *Basketball Times* South Region Coach of the Year
- 2006 C-USA Coach of the Year
- 2004 NABC District 7 Coach of the Year
- 1996 Naismith National Coach of the Year
- 1996 NABC National Coach of the Year
- 1996 *The Sporting News* National Coach of the Year
- 1996 Atlantic 10 Coach of the Year
- 1995 Naismith National Coach of the Year Finalist
- 1994 Naismith National Coach of the Year Finalist
- 1994 Atlantic 10 Coach of the Year
- 1993 USBWA District I Coach of the Year
- 1993 Atlantic 10 Coach of the Year
- 1992 Eastern Basketball Coach of the Year





# CATS IN THE NBA



## BAM ADEBAYO (Miami Heat)

- 2020 and 2023 NBA All-Star is a four-time selection to the All-NBA Defensive Second Team
- In his seventh season with the Miami Heat



## DEVIN BOOKER (Phoenix Suns)

- First-team selection to the All-NBA Team in 2022 and a three-time NBA All-Star
- In his ninth season with the Phoenix Suns, is the franchise's all-time 3-point leader



## BRANDON BOSTON JR. (LA Clippers)

- Second-round pick in the 2021 draft and traded to the Clippers
- Has played in 73 career games, averaging 6.7 points and 1.9 boards per outing



## ANTHONY DAVIS (LA Lakers)

- NBA Champion in 2020, four-time All-NBA selection, eight-time NBA All-Star and All-Star MVP in 2017
- In his 13th NBA season and the fifth with the Lakers



## DE'AARON FOX (Sacramento Kings)

- 2023 NBA All-Star and a third-team All-NBA selection; also the 2023 NBA Clutch Player of the Year
- In his seventh season with the Kings after being drafted fifth overall in 2017



## SHAI GILGEOUS-ALEXANDER (OKC Thunder)

- Named a 2023 All-Star and a first-team All-NBA selection
- In his sixth NBA season and the fifth with the Thunder



## TYLER HERRO (Miami Heat)

- Claimed NBA Sixth Man of the Year honors in 2022
- In his fifth season with the Miami Heat



## ISAIAH JACKSON (Indianapolis Pacers)

- Drafted 22nd overall by Indianapolis in 2021
- Played in more than 100 career games and is averaging 7.6 points and 4.3 rebounds per game



## KELDON JOHNSON (San Antonio Spurs)

- Signed a four-year, \$80 million extension in August of 2022 with San Antonio
- Entering his fifth NBA season, all with the Spurs



## KEVIN KNOX II (Detroit Pistons)

- Ninth overall pick in the 2018 NBA Draft and is in his sixth season and second with the Pistons
- Signed a one-year deal with Detroit as a free-agent on Nov. 8



## CHRIS LIVINGSTON (Milwaukee Bucks)

- Drafted 58th overall by the Bucks in the 2023 NBA Draft
- Averaged 6.3 points and 4.3 rebounds per game in one season at UK



## TREY LYLES (Sacramento Kings)

- In his ninth season and third with the Kings after being selected 12th overall in 2015
- Averaging 7.8 points and 4.3 boards per game for his career



## TYRESE MAXEY (Philadelphia 76ers)

- Named the Oct. 30 NBA Eastern Conference Player of the Week
- In his fourth NBA season after being drafted 21st overall by the Sixers in 2020



## MALIK MONK (Sacramento Kings)

- Playing in his seventh NBA season and second with the Kings
- Averaged 13.5 points per game in his first year with the Kings, helping the team to the postseason



## JAMAL MURRAY (Denver Nuggets)

- 2023 NBA Champion, averaged 21.4 points and 10.0 assists per game in the title series
- In his seventh season after being selected seventh overall by the Nuggets in 2016



## IMMANUEL QUICKLEY (New York Knicks)

- In his fourth NBA season with the Knicks after being selected 25th in 2020
- Was the runner-up for the NBA Sixth Man of the Year award in 2023



## JULIUS RANDLE (New York Knicks)

- The 2021 NBA Most Improved Player is two-time All-Star, and two-time All-NBA selection
- In his 10th NBA season and the fifth with the Knicks



## NICK RICHARDS (Charlotte Hornets)

- In his fourth NBA seasons with the Charlotte Hornets
- Signed a three-year extension with the franchise this offseason



## OLIVIER SARR (Oklahoma City Thunder)

- In his third NBA season after signing as an undrafted free agent
- Has appeared in 35 career games and is averaging 5.6 points and 4.1 boards per game



## SHAEDON SHARPE (Portland Trail Blazers)

- Drafted seventh overall by the Blazers in the 2022 NBA Draft
- Notching career averages of 10.5 points and 3.1 rebounds per game



## JACOB TOPPIN (New York Knicks)

- Signed a two-way deal as an undrafted free agent in 2023 with the Knicks
- Played in more than 100 collegiate games and averaged a career-best 12.4 points per game in '23



## KARL-ANTHONY TOWNS (Minnesota Timberwolves)

- NBA Rookie of the Year in 2016, three-time NBA All-Star and two-time All-NBA Third Team selection
- In his ninth NBA season after being the No. 1 overall selection in 2015



## OSCAR TSHIEBWE (Indiana Pacers)

- Earned a two-way contract with the Pacers after going undrafted
- Unanimous 2022 National Collegiate Player of the Year



## JARRED VANDERBILT (LA Lakers)

- Selected 41st overall in 2018, in his seventh NBA season
- Averaging 6.2 points and 6.6 rebounds per game for his career



## CASON WALLACE (Oklahoma City Thunder)

- Drafted 10th overall in the 2023 NBA Draft by the Mavericks and then traded to the Thunder
- Averaged 11.7 points and 4.3 assists per game in one season at Kentucky



## PJ WASHINGTON JR. (Charlotte Hornets)

- In his fifth season with Charlotte after being picked 12th overall in 2019
- Signed a three-year \$48 million deal with the Hornets in the offseason



## TYTY WASHINGTON JR. (Milwaukee Bucks)

- Taken 29th overall by the Grizzlies in 2022, signed a two-way deal with the Bucks this offseason
- Played in more than 30 games as a rookie and is averaging 4.6 points and 1.5 assists per game

## Player Spotlight



Devin Booker led Phoenix to a perfect 4-0 record in Week 5 with averages of 30.3 points, 5.3 rebounds and 7.8 assists en route to earning Western Conference Player of the Week accolades. Booker's week was highlighted by an In-Season Tournament win at Memphis where he amassed 40 points on 15-for-21 shooting (71.4%). The Suns have won seven straight games since Booker returned from injury.

This is the eighth Player of the Week honors for Booker, the most in franchise history. For the season, Booker is averaging 29.4 points, 8.9 assists and 5.4 rebounds per game.

He becomes the third former Wildcat to win an NBA Player of the Week honor this season. Tyrese Maxey and De'Aaron Fox were the other players honored in 2023-24.

Scan for updated stats, news and more on each player ...





# COACH CALIPARI

## NCAA DIVISION I ACTIVE WINNINGEST COACHES

(On-court by percentage - min. 10 yrs. at Division I level entering the 2023-24 season)

NO.	COACH/TEAM	YRS.	PCT.
1.	Mark Few	24	.836
2.	Bill Self	29	.769
3.	<b>John Calipari</b>	<b>31</b>	<b>.767</b>
4.	Rick Pitino	35	.740
5.	Sean Miller	18	.730

## SINCE 2005-06 ...

Since the 2005-06 season, John Calipari's on-court record ranks him as one of the winningest coaches. Totals as of Nov. 28, 2023.

	COACH	RECORD
1.	Bill Self	543-117
2.	Mark Few	535-99
3.	<b>John Calipari</b>	<b>530-128</b>
4.	Mike Krzyzewski	481-122
5.	Tom Izzo	458-186

## MISCELLANEOUS ON-COURT RECORDS

Overall On-Court Record: .....838-254 (.767)  
 March/April Record: .....169-58 (.744)  
 NCAAAT Record: .....57-21 (.731)  
 Record in Conference Games: .....393-126 (.757)  
 Record in Conference Tournament: .....58-15 (.795)

- Calipari owns the NCAA's most single-season wins with 38, tying his own record (Memphis in '08 and UK in '12) in 2015 with 38 wins. He owns the most single-season wins at UMass, Memphis and UK
- Calipari is the winningest coach in NCAA Division I history for a five-year span with 173 victories (2008-12)
- Calipari is the first coach in NCAA Division I history to record five straight on-court 30-win seasons. Memphis hit the 30-win plateau from 2006-09
- Calipari is one of only two coaches (Rick Pitino) to lead three different schools to a Final Four
- Calipari is one of only three coaches (John Wooden, Mike Krzyzewski) to go to four Final Fours in five seasons
- Calipari has advanced to the Sweet Sixteen in 12 of the last 16 NCAA Tournaments and the Elite Eight in 10 of the last 16
- Calipari started with a 54-0 record in Rupp Arena as head coach of the Wildcats
- Calipari has helped 45 players earn selection in the NBA Draft (34 first-round picks) over the last 13 seasons
- Calipari has more wins (327) in a 10-year period (2006-15) than any other coach in college basketball history
- Calipari is the fourth-fastest NCAA Division I men's basketball coach to reach 300 victories at a single school
- Calipari's 31 combined regular season and tournament league titles trail only Mark Few (41) of Gonzaga for the most among active coaches
- Calipari is the fourth-fastest coach to 800 on-court wins, behind Adolph Rupp, Roy Williams and Dean Smith
- Calipari has the second-most wins in school history, behind only Adolph Rupp
- Calipari's 32 NCAA Tournament wins are the most in school history. Rupp had 30

## CAL IN CONFERENCE

SEC COACHES	CONFERENCE CHAMPIONSHIPS	Tournament Championships	NCAA Tournament Appearances
Nate Oats, Alabama	5	5	6
Eric Musselman, Arkansas	3	1	6
Bruce Pearl, Auburn	8	3	21
Todd Golden, Florida	0	0	1
Mike White, Georgia	3	0	4
<b>John Calipari, Kentucky</b>	<b>16</b>	<b>15</b>	<b>22</b>
Matt McMahon, LSU	4	3	3
Chris Beard, Ole Miss	2	1	5
Chris Jans, Mississippi State	4	3	4
Dennis Gates, Missouri	2	2	2
Lamont Paris, South Carolina	1	1	1
Rick Barnes, Tennessee	4	2	27
Buzz Williams, Texas A&M	1	0	9
Jerry Stackhouse, Vanderbilt	0	0	0
<b>TOTALS</b>	<b>53</b>	<b>36</b>	<b>111</b>

## CALIPARI VS. ALL OPPONENTS

Abilene Christian .....1-0	Fort Wayne .....1-0	Mount St. Mary's .....2-0	Southern Miss .....15-4
Alabama .....19-7	Furman .....1-0	Murray State .....1-0	Southwest Texas St. ....1-0
Albany .....2-0	George Mason .....1-0	Nevada .....1-0	St. Bonaventure .....17-1
Arizona .....1-1	George Washington .....8-9	New Hampshire .....5-0	St. John's .....1-0
Arizona State .....2-1	Georgetown .....2-1	New Mexico .....1-0	St. Joseph's .....16-5
Arkansas .....14-9	Georgia .....21-4	New Mexico State .....1-0	St. Mary's .....1-0
Arkansas-Little Rock .....3-0	Georgia Tech .....2-2	New Orleans .....1-0	St. Peter's .....1-0
Arkansas-Pine Bluff .....1-0	Gonzaga .....4-1	NJIT .....1-0	Stanford .....3-2
Arkansas State .....4-0	Grand Canyon .....1-0	North Carolina .....8-4	Stephen F. Austin .....1-0
Auburn .....14-6	Hampton .....1-0	North Carolina State .....1-0	Stonehill .....1-0
Austin Peay .....6-1	Hartford .....2-0	North Dakota .....1-0	Stony Brook .....1-0
Baylor .....1-2	Harvard .....2-0	North Florida .....2-0	Syracuse .....3-2
Bellarmine .....1-0	High Point .....1-0	North Texas .....1-0	TCU .....7-1
Belmont .....2-0	Hofstra .....1-0	Northeastern .....3-1	Temple .....13-11
Boise State .....1-0	Holy Cross .....4-1	Northern Kentucky .....2-0	Tennessee .....21-15
Boston .....7-1	Houston .....17-3	Northwestern State .....1-0	Tennessee State .....1-0
Boston College .....2-0	Howard .....2-0	Notre Dame .....2-3	Tennessee Tech .....1-0
Bradley .....1-0	Illinois .....1-1	Oakland .....1-0	Texas .....2-2
Bucknell .....1-0	Illinois State .....1-0	Ohio .....1-0	Texas A&M .....12-3
Buffalo .....3-0	Indiana .....3-2	Ohio State .....1-3	Texas A&M-Commerce .....1-0
BYU .....1-0	Iowa .....0-1	Oklahoma .....5-1	Texas Tech .....1-0
Cal State Northridge .....1-0	Iowa State .....2-0	Oklahoma State .....0-2	Towson State .....1-0
Canisius .....1-0	Jackson State .....2-0	Old Dominion .....2-0	Troy .....1-0
Central Conn. St. ....2-0	Kansas .....5-9	Ole Miss .....18-5	Tulane .....16-0
Central Michigan .....1-0	Kansas State .....2-2	Oral Roberts .....1-0	Tulsa .....11-1
Charlotte .....2-3	Keene State .....1-0	Oregon State .....1-0	UAB .....15-3
Chattanooga .....2-0	Kentucky .....2-4	Pennsylvania .....3-0	UCF .....5-0
Christian Brothers .....2-0	La Salle .....3-0	Penn State .....4-4	UCLA .....4-5
Cincinnati .....6-7	Lafayette (Pa.) .....1-0	Pepperdine .....1-0	UIC .....1-0
Cleveland State .....4-0	Lamar .....5-0	Pittsburgh .....2-1	UNC Asheville .....2-0
Coastal Carolina .....1-0	LIU-Brooklyn .....1-0	Portland .....3-0	UNC Greensboro .....2-0
Colorado .....1-1	Lipscomb .....1-0	Princeton .....2-0	UNC Wilmington .....1-0
Colorado State .....0-1	Long Beach State .....1-0	Providence .....4-1	USF .....10-1
Columbia .....1-0	Louisiana Tech .....1-1	Purdue .....2-1	Utah .....2-2
Connecticut .....2-5	Louisville .....18-8	Radford .....1-0	Utah Valley .....2-0
Coppin State .....1-0	Loyola .....1-0	Rhode Island .....16-2	UTEP .....5-0
Cornell .....1-0	Lowell .....2-1	Rice .....4-0	UT Arlington .....3-0
Dartmouth .....1-0	LSU .....15-4	Richmond .....1-1	UT Martin .....5-0
Davidson .....1-0	Manhattan .....2-0	Rider .....1-0	Valparaiso .....1-0
Dayton .....1-0	Marist .....2-0	Robert Morris .....2-1	Vanderbilt .....25-6
DePaul .....4-2	Marquette .....3-1	Rutgers .....11-4	Vermont .....3-0
Detroit .....1-0	Marshall .....7-0	Saint Louis .....4-3	Villanova .....2-0
Drexel .....2-0	Maryland .....5-3	Saint Peter's .....0-1	Virginia .....0-1
Duke .....1-4	Massachusetts .....1-0	Sam Houston State .....1-0	Virginia Tech .....3-0
Duquesne .....13-4	Memphis .....1-0	Samford .....3-0	VMI .....1-0
East Carolina .....7-0	Miami (Fla.) .....1-1	Santa Clara .....1-0	Wake Forest .....2-1
East Tennessee State .....4-0	Miami (Ohio) .....2-0	Savannah State .....1-0	Washington .....1-0
Eastern Kentucky .....4-0	Michigan .....2-0	Seton Hall .....1-1	West Virginia .....13-7
Eastern Michigan .....2-0	Michigan State .....3-2	Siena .....4-0	Western Kentucky .....3-0
Evansville .....0-1	Middle Tennessee .....3-0	SMU .....7-0	Wichita State .....2-0
Fairfield .....1-0	Milwaukee .....1-0	South Carolina .....16-5	Winthrop .....3-0
Fairleigh Dickinson .....1-0	Mississippi State .....18-1	South Carolina State .....1-0	Wisconsin .....1-1
Florida .....24-9	Mississippi Valley St. ....1-0	Southern .....1-0	Wofford .....2-0
Florida A&M .....1-0	Missouri .....11-5	Southern Cal .....2-0	Wright State .....1-0
Florida State .....1-1	Monmouth .....2-0	South Connecticut .....1-0	Xavier .....2-2
Florida Tech .....0-1	Montana State .....1-0	Southeastern Louisiana ...3-0	Yale .....2-0
Fordham .....5-0	Morehead State .....3-0	Southern Illinois .....1-0	



# INDIVIDUAL GAME RECORDS CAL ERA

## MOST POINTS\*\*

Pts.	Player vs. Opponent	Date
47	Malik Monk vs. North Carolina	12/17/16
39	De'Aaron Fox vs. UCLA	3/24/17
37	Antonio Reeves at Arkansas	3/4/23
37	Oscar Tshiebwe vs. GEORGIA	1/17/23
37	Malik Monk vs. GEORGIA	1/31/17
35	Jamal Murray vs. FLORIDA	2/6/16
35	Terrence Jones vs. AUBURN	1/11/11
34	Kevin Knox at West Virginia	1/27/17
34	Malik Monk at Ole Miss	12/29/16
33	Malik Monk vs. FLORIDA	2/25/17
33	Jamal Murray at Vanderbilt	2/27/16
33	Jamal Murray vs. Ohio State	12/19/15
32	Doron Lamb vs. WINTHROP	12/22/10
30	Oscar Tshiebwe vs. Saint Peter's	3/17/22
30	Oscar Tshiebwe at Arkansas	2/26/22
30	Oscar Tshiebwe at Vanderbilt	1/11/22
30	Immanuel Quickley at Texas A&M	2/25/20
30	Shai Gilgeous-Alexander vs. VANDERBILT	1/30/18
30	Tyler Ulis vs. Texas A&M	3/13/16
30	Brandon Knight vs. West Virginia	3/19/11

SEC: 37, Antonio Reeves at Arkansas, 3/4/23

Postseason: 39, De'Aaron Fox vs. UCLA, 3/24/17

SEC Tourney: 30, Tyler Ulis vs. Texas A&M, 3/13/16

NCAA Tourney: 39, De'Aaron Fox vs. UCLA, 3/24/17

Rupp Arena: 37, Oscar Tshiebwe vs. GEORGIA, 1/17/23

Road: 37, Antonio Reeves at Arkansas, 3/4/23

Neutral: 47, Malik Monk vs. North Carolina, 12/17/16

Ranked Opp.: 47, Malik Monk vs. North Carolina, 12/17/16

Freshman: 47, Malik Monk vs. North Carolina, 12/17/16

Sophomore: 30, Immanuel Quickley at Texas A&M, 2/25/20

Junior: 30, Oscar Tshiebwe vs. Saint Peter's, 3/17/22

Senior: 37, Antonio Reeves at Arkansas, 3/4/23

Graduate: 25, Kellan Grady vs. ALABAMA, 2/19/22

Opener: 26, Tyrese Maxey vs. Michigan State, 11/5/19

SEC Opener: 34, Malik Monk at Ole Miss, 12/29/16

## MOST POINTS IN AN SEC GAME

Pts.	Player vs. Opponent	Date
37	Antonio Reeves at Arkansas	3/4/23
37	Oscar Tshiebwe vs. GEORGIA	1/17/23
37	Malik Monk vs. GEORGIA	1/31/17
35	Jamal Murray vs. FLORIDA	2/6/16
35	Terrence Jones vs. AUBURN	1/11/11
34	Malik Monk at Ole Miss	12/29/16
33	Malik Monk vs. FLORIDA	2/25/17
33	Jamal Murray at Vanderbilt	2/27/16
30	Oscar Tshiebwe at Arkansas	2/26/22
30	Oscar Tshiebwe at Vanderbilt	1/11/22
30	Immanuel Quickley at Texas A&M	2/25/20
30	Shai Gilgeous-Alexander vs. VANDERBILT	1/30/18
29	Oscar Tshiebwe vs. GEORGIA	1/8/22
29	Tyler Herro vs. ARKANSAS	2/26/19

## MOST POINTS IN A HALF

Pts.	Player vs. Opponent	Date
30	Malik Monk vs. FLORIDA	2/25/17
27	Malik Monk vs. North Carolina	12/17/16
27	Jamal Murray vs. Ohio State	12/19/15
25	Nick Richards vs. MISSISSIPPI STATE	2/4/20
24	De'Aaron Fox vs. UCLA	3/24/17
24	Malik Monk at Ole Miss	12/29/16
23	Oscar Tshiebwe vs. GEORGIA	1/17/23
23	Malik Monk vs. GEORGIA	1/31/17
23	Julius Randle vs. Michigan State	11/12/13
22	Antonio Reeves at Arkansas	3/4/23
22	Oscar Tshiebwe vs. YALE	12/10/22
22	Immanuel Quickley vs. FLORIDA	2/22/20
22	Terrence Jones vs. AUBURN	1/11/11
22	Eric Bledsoe vs. MOREHEAD STATE	11/13/09

## MOST POINTS OFF THE BENCH

Pts.	Player vs. Opponent	Date
35	Terrence Jones vs. AUBURN	1/11/11
32	Doron Lamb vs. WINTHROP	12/22/10
28	PJ Washington vs. Auburn	3/31/19
27	Antonio Reeves at Ole Miss	1/31/23
27	Malik Monk vs. VANDERBILT	2/28/17
26	Tyrese Maxey vs. Michigan State	11/5/19
26	Kyle Wiltjer at Ole Miss	1/29/13
25	Reed Sheppard vs. STONEHILL	11/17/23

## MOST 3-POINTERS MADE

3s	Player vs. Opponent	Date
8	Immanuel Quickley at Texas A&M	2/25/20
8	Malik Monk vs. North Carolina	12/17/16
8	Jamal Murray vs. FLORIDA	2/6/16
8	Eric Bledsoe vs. ETSU	3/18/10
7	Reed Sheppard vs. STONEHILL	11/17/23
7	Kellan Grady vs. ALABAMA	2/19/22
7	Kellan Grady vs. HIGH POINT	12/31/21
7	Dontae Allen at Mississippi State	1/2/21
7	Wenyen Gabriel vs. Alabama	3/10/18
7	Malik Monk vs. GEORGIA	1/31/17
7	Malik Monk vs. Michigan State	11/15/16
7	Derek Willis vs. TENNESSEE	2/18/16
7	Jamal Murray vs. Ohio State	12/19/15
7	Kyle Wiltjer vs. LIPSCOMB	12/15/12
7	Kyle Wiltjer vs. LAFAYETTE	11/16/12
7	Doron Lamb vs. WINTHROP	12/22/10

## MOST FREE THROWS

Fts	Player vs. Opponent	Date
14	Olivier Sarr vs. VANDERBILT	1/5/21
14	Immanuel Quickley vs. MISSISSIPPI STATE	2/4/20

14	Tyler Ulis at Arkansas	1/21/16
13	Oscar Tshiebwe vs. GEORGIA	1/17/23
13	Nick Richards vs. MISSISSIPPI STATE	2/4/20
13	Keldon Johnson vs. TENNESSEE STATE	11/23/18
13	De'Aaron Fox vs. UCLA	3/24/17
13	Julius Randle at Ole Miss	2/18/14
13	Julius Randle vs. BELMONT	12/21/13

## MOST REBOUNDS\*\*

Rebs	Player vs. Opponent	Date
28	Oscar Tshiebwe vs. WESTERN KENTUCKY	12/27/21
25	Oscar Tshiebwe vs. Providence	3/17/23
24	Oscar Tshiebwe vs. GEORGIA	1/17/23
22	Oscar Tshiebwe vs. MISSISSIPPI STATE	1/25/22
20	Oscar Tshiebwe vs. VANDERBILT	3/1/23
20	Oscar Tshiebwe vs. MISSOURI	12/29/21
20	Oscar Tshiebwe vs. ROBERT MORRIS	11/12/21
20	Oscar Tshiebwe vs. Duke	11/9/21
19	Oscar Tshiebwe at Missouri	12/28/22
19	Oscar Tshiebwe vs. FLORIDA	2/12/22
19	Nick Richards vs. SOUTHERN ILLINOIS	11/9/18
19	Michael Kidd-Gilchrist vs. LOUISVILLE	12/31/11
18	Oscar Tshiebwe vs. Kansas State	3/19/23
18	Oscar Tshiebwe vs. Michigan State	11/15/22
18	Oscar Tshiebwe at Arkansas	2/26/22
18	PJ Washington vs. VMI	11/18/18
18	Bam Adebayo vs. Northern Kentucky	3/17/17
18	Anthony Davis vs. CHATTANOOGA	12/17/11
18	DeMarcus Cousins vs. LOUISVILLE	1/2/10
18	Patrick Patterson vs. RIDER	11/21/09
18	DeMarcus Cousins vs. SAM HOUSTON ST.	11/19/09

SEC: 24, Oscar Tshiebwe vs. GEORGIA, 1/17/23

Postseason: 25, Oscar Tshiebwe vs. Providence, 3/17/23

SEC Tourney: 16, Julius Randle vs. LSU, 3/14/14

NCAA Tourney: 25, Oscar Tshiebwe vs. Providence, 3/17/23

Rupp Arena: 28, Oscar Tshiebwe vs. WESTERN KENTUCKY, 12/22/21

Road: 19, Oscar Tshiebwe, at Missouri, 12/28/22

Neutral: 25, Oscar Tshiebwe vs. Providence, 3/17/23

Ranked Opp.: 20, Oscar Tshiebwe vs. Duke, 11/9/21

Freshman: 19, M. Kidd-Gilchrist vs. LOUISVILLE, 12/31/11

Sophomore: 19, Nick Richards vs. SOUTHERN ILLINOIS, 11/9/18

Junior: 28, Oscar Tshiebwe vs. WESTERN KENTUCKY, 12/22/21

Senior: 25, Oscar Tshiebwe vs. Providence, 3/17/23

Graduate: 12, Nate Sestina vs. UTAH VALLEY, 11/18/19

Opener: 20, Oscar Tshiebwe vs. Duke, 11/9/21

SEC Opener: 20, Oscar Tshiebwe, vs. MISSOURI, 12/29/21

\*\*In some cases, the most recent occurrence is listed

## MOST OFFENSIVE REBOUNDS

Rebs	Player vs. Opponent	Date
12	Oscar Tshiebwe vs. Duke	11/9/21
11	Oscar Tshiebwe vs. Providence	3/17/23
11	Oscar Tshiebwe vs. Vanderbilt	10/10/23
11	Oscar Tshiebwe vs. GEORGIA	3/17/23
10	Oscar Tshiebwe vs. VANDERBILT	3/1/23
10	Oscar Tshiebwe vs. FLORIDA	2/12/22
10	Oscar Tshiebwe vs. ROBERT MORRIS	11/12/21
9	Oscar Tshiebwe vs. Kansas State	3/19/23
9	Oscar Tshiebwe at Missouri	12/28/22
9	Nick Richards vs. SOUTHERN ILLINOIS	11/9/18
9	Willie Cauley-Stein vs. ARKANSAS	2/27/14
9	DeMarcus Cousins vs. OLE MISS	2/2/10
9	Patrick Patterson vs. RIDER	11/21/09

## MOST DEFENSIVE REBOUNDS

Rebs	Player vs. Opponent	Date
23	Oscar Tshiebwe vs. WESTERN KENTUCKY	12/27/21
15	Oscar Tshiebwe vs. MISSISSIPPI STATE	1/25/22
15	Terrence Jones vs. Notre Dame	12/8/10
14	Oscar Tshiebwe vs. Providence	3/17/23
14	Keldon Johnson vs. AUBURN	2/23/19
14	DeMarcus Cousins vs. LOUISVILLE	1/2/10
13	Oscar Tshiebwe vs. GEORGIA	1/17/23
13	Oscar Tshiebwe vs. VANDERBILT	2/2/22
13	Oscar Tshiebwe vs. MISSOURI	12/29/21
13	Anthony Davis vs. LSU	3/9/12
13	Michael Kidd-Gilchrist vs. LOUISVILLE	12/31/11
13	Anthony Davis vs. CHATTANOOGA	12/17/11
13	Terrence Jones vs. Washington	11/23/10

## MOST ASSISTS\*\*

Assts.	Player vs. Opponent	Date
17	TyTy Washington Jr. vs. GEORGIA	1/8/22
16	John Wall vs. HARTFORD	12/29/09
14	Sahvir Wheeler vs. NORTH FLORIDA	11/26/21
14	Tyler Ulis vs. LSU	3/5/16
14	John Wall vs. UNC Asheville	11/30/09
12	Sahvir Wheeler vs. ROBERT MORRIS	11/21/21
12	Ashton Hagans vs. UAB	11/29/19
12	Ashton Hagans vs. Tennessee	3/16/19
12	De'Aaron Fox vs. STEPHEN F. AUSTIN	11/11/16
12	Tyler Ulis at South Carolina	2/13/16

SEC: 17, TyTy Washington Jr. vs. GEORGIA, 1/8/22

Postseason: 12, Ashton Hagans vs. Tennessee, 3/16/19

SEC Tourney: 12, Ashton Hagans vs. Tennessee, 3/16/19

NCAA Tourney: 11, John Wall vs. ETSU, 3/18/10

Rupp Arena: 17, TyTy Washington Jr. vs. GEORGIA, 1/8/22

Road: 12, Tyler Ulis, at South Carolina, 2/13/16

Neutral: 12, Ashton Hagans vs. Tennessee, 3/16/19

Ranked Opp.: 12, Ashton Hagans vs. Tennessee, 3/16/19

Freshman: 17, TyTy Washington Jr. vs. GEORGIA, 1/8/22

Sophomore: 14, Tyler Ulis vs. LSU, 3/5/16

Junior: 14, Sahvir Wheeler vs. NORTH FLORIDA, 11/26/21

Senior: 11, Sahvir Wheeler vs. DUQUESNE, 11/11/22

Graduate: 10, Julius Mays vs. LAFAYETTE, 11/16/12

Opener: 12, De'Aaron Fox vs. STEPHEN F. AUSTIN, 11/11/16

SEC Opener: 11, Isaiah Briscoe at Ole Miss, 12/29/16

## MOST POINTS-REBOUNDS-ASSISTS

P-R-A	Player vs. Opponent	Date
62 (37-24-1)	Oscar Tshiebwe vs. GEORGIA	1/17/23
50 (30-18-2)	Oscar Tshiebwe at Arkansas	2/26/22
49 (47-0-2)	Malik Monk vs. North Carolina	12/17/16
48 (30-16-2)	Oscar Tshiebwe vs. Saint Peter's	3/17/22
48 (27-19-2)	Oscar Tshiebwe vs. FLORIDA	2/12/22
47 (29-17-1)	Oscar Tshiebwe vs. GEORGIA	1/8/22
47 (27-17-3)	Terrence Jones vs. Notre Dame	12/8/10
46 (29-13-4)	PJ Washington vs. Seton Hall	12/8/18
46 (39-3-4)	De'Aaron Fox vs. UCLA	3/24/17
45 (29-13-3)	Terrence Jones vs. Oklahoma	11/22/10
44 (30-13-1)	Oscar Tshiebwe at Vanderbilt	1/11/22
45 (27-18-0)	DeMarcus Cousins vs. S. HOUSTON	11/19/09
44 (25-18-1)	Oscar Tshiebwe vs. Kansas State	3/19/23
44 (21-22-1)	Oscar Tshiebwe vs. MISS. STATE	1/25/22
44 (24-19-1)	M. Kidd-Gilchrist vs. LOUISVILLE	12/31/11

## MOST MINUTES WITHOUT A TURNOVER

Mins.	Player vs. Opponent	Date
44	Reid Travis vs. Auburn	3/31/19
44	Darius Miller at Arkansas	2/23/11
41	Tre Mitchell vs. SAINT JOSEPH'S	11/20/23
41	Aaron Harrison vs. LSU	2/22/14
40	Kellan Grady vs. Saint Peter's	3/17/22
40	Jacob Toppin vs. ALABAMA	2/19/22
40	Tyler Ulis vs. Duke	11/17/15
40	Aaron Harrison vs. OLE MISS	1/6/15
40	Alex Poynthress vs. MISSOURI	2/23/13

## MOST BLOCKED SHOTS\*\*

Blks.	Player vs. Opponent	Date
12	Nerlens Noel at Ole Miss	1/29/13
9	Willie Cauley-Stein vs. BOISE STATE	12/10/13
9	Willie Cauley-Stein vs. Providence	12/1/13
8	Isaiah Jackson vs. Kansas	12/1/20
8	Nerlens Noel at Alabama	1/22/13
8	Anthony Davis at South Carolina	2/4/12
8	Anthony Davis vs. ST. JOHN'S	12/1/11

SEC: 12, Nerlens Noel at Ole Miss, 1/29/13

Postseason: 7, Anthony Davis vs. Western Kentucky, 3/15/12

SEC Tourney: 6, Anthony Davis vs. LSU, 3/11/12

NCAA Tourney: 7, Anthony Davis vs. Western Kentucky, 3/15/12

Rupp Arena: 9, Willie Cauley-Stein vs. BOISE STATE, 12/10/13

Road: 12, Nerlens Noel at Ole Miss, 1/29/13

Neutral: 8, Isaiah Jackson vs. Kansas, 12/1/20

Ranked Opp.: 12, Nerlens Noel at Ole Miss, 1/29/13

Freshman: 12, Nerlens Noel at Ole Miss, 1/29/13

Sophomore: 9, Willie Cauley-Stein vs. BOISE STATE, 12/10/13

Junior: 7, Nick Richards vs. LAMAR, 11/24/19

Senior: 6, Josh Harrellson vs. PENN., 1/3/11

Graduate: 4, Tre Mitchell vs. SAINT JOSEPH'S, 11/20/23

Opener: 5, Anthony Davis vs. MARIST, 11/11/11

SEC Opener: 7, Anthony Davis vs. SOUTH CAROLINA, 1/7/12

## MOST STEALS\*\*

Stls.	Player vs. Opponent	Date
8	Cason Wallace vs. Michigan State	11/15/22
8	Ashton Hagans vs. North Carolina	12/22/18
6	Tyler Ulis vs. OLE MISS	1/2/16
6	Willie Cauley-Stein vs. GEORGIA	1/25/14
6	Nerlens Noel vs. BAYLOR	12/1/12
6	John Wall vs. UConn	12/9/09
6	John Wall vs. UNC Asheville	11/30/09
5	Reed Sheppard vs. SAINT JOSEPH'S	11/20/23
5	Cason Wallace vs. KANSAS	1/28/23
5	Ashton Hagans vs. TEXAS A&M	1/8/19
5	Tyler Herro vs. MONMOUTH	11/28/18
5	Tyler Herro vs. NORTH DAKOTA	11/14/18
5	Shai Gilgeous-Alexander vs. Davidson	3/15/18
5	Malik Monk vs. UCLA	12/3/16
5	Aaron Harrison vs. ARKANSAS	2/28/15
5	Willie Cauley-Stein vs. Texas	12/5/14
5	DeAndre Liggins vs. TENNESSEE	2/8/11
5	Darius Miller at Portland	11/19/10

SEC: 6, Tyler Ulis vs. OLE MISS, 1/2/16

Postseason: 5, Shai Gilgeous-Alexander vs. Davidson, 3/14/10

SEC Tourney: 5, John Wall vs. Mississippi State, 3/14/10

NCAA Tourney: 5, Shai Gilgeous-Alexander vs. Davidson, 3/14/10

Rupp Arena: 6, Tyler Ulis vs. OLE MISS, 1/2/16

Road: 5, Darius Miller at Portland, 11/19/10

Neutral: 8, Cason Wallace vs. Michigan State, 11/15/22

# TEAM GAME RECORDS CAL ERA

## MOST FIELD GOALS

FGs.	Opp.	Date
46	MARIST	11/11/11
45	MARSHALL	11/24/23
44	vs. Arizona State	11/28/16
44	AUBURN	2/21/15
42	UIC	11/26/17
42	LIU BROOKLYN	11/23/12
41	UT MARTIN	11/25/16
41	HARTFORD	12/29/09

## FEWEST FIELD GOALS

FGs.	Opp.	Date
14	at Tennessee	3/2/19
14	at South Carolina	3/1/14
16	vs. Kansas State	3/22/18
16	ALABAMA	3/4/14
17	GEORGIA	12/31/17
17	LOUISVILLE	12/31/11
17	at Auburn	2/12/14
18	vs. LSU	3/9/12
18	vs. Vanderbilt	3/15/13
18	vs. Florida	3/16/14
18	vs. UConn	4/7/14
18	at Texas A&M	1/10/15
18	at South Carolina	1/24/15

## MOST FIELD-GOAL ATTEMPTS

FGs.	Opp.	Date
84	vs. Arizona State	11/28/16
80	UCLA	12/3/16
78	NORTH FLORIDA	11/26/21
77	vs. Duke	11/9/21
77	at Mississippi State	1/2/21
77	ARKANSAS	1/23/10
76	vs. Kansas	11/14/23
76	ARKANSAS	2/27/14
75	MARIST	11/11/11

## FEWEST FIELD-GOAL ATTEMPTS

FGs.	Opp.	Date
39	at South Carolina	1/24/15
40	at Robert Morris	3/19/13
41	ALABAMA	1/31/15
41	TENNESSEE	1/31/12
42	ARKANSAS	2/26/19
42	at Missouri	2/19/19
42	vs. Kansas State	3/22/18
42	vs. Alabama	3/10/18
42	FLORIDA	2/15/14
42	vs. Providence	12/1/13
42	vs. LSU	3/9/12
42	vs. Cleveland State	11/24/09

## HIGHEST FIELD-GOAL PCT.

Pct.	Opp.	Date
.679	TENNESSEE	1/15/22
.677	LIU BROOKLYN	11/23/12
.667	UIC	11/26/17
.647	AUBURN	2/21/15
.645	LAFAYETTE	11/16/12
.643	vs. Alabama	3/10/18
.643	vs. Providence	12/1/13
.639	STONEHILL	11/17/23
.614	SOUTH CAROLINA	2/5/13
.613	MARIST	11/11/11

## LOWEST FIELD-GOAL PCT.

Pct.	Opp.	Date
.269	at South Carolina	3/1/14
.281	at Texas A&M	1/10/15
.288	at Alabama	1/7/23
.296	BAYLOR	12/1/12
.298	LOUISVILLE	12/31/11
.309	at Auburn	2/12/14
.313	at Missouri	2/3/18
.315	GEORGIA	12/31/17
.318	at Tennessee	3/2/19
.322	VANDERBILT	3/1/23

## MOST FREE THROWS

FTs.	Opp.	Date
35	vs. Indiana	3/23/12
33	at South Carolina	3/1/14
32	LOUISVILLE	12/31/11
31	MISSISSIPPI STATE	2/4/20
31	UTAH VALLEY	11/18/19
31	MOREHEAD STATE	11/21/12
31	INDIANA	12/11/10

## FEWEST FREE THROWS

FTs.	Opp.	Date
1	at Vanderbilt	1/24/23
3	at Mississippi State	1/2/21
3	ETSU	11/17/17
4	HIGH POINT	12/31/21
4	NOTRE DAME	12/12/20
4	vs. UConn	4/2/11
4	VANDERBILT	1/23/16
5	at Alabama	1/7/23
5	vs. UCLA	12/17/22
5	vs. Georgia	3/9/18

## MOST FREE-THROW ATTEMPTS

FTs.	Opp.	Date
48	UNC ASHEVILLE	11/8/13
46	ILLINOIS STATE	11/30/15
44	vs. Baylor	3/25/12
44	INDIANA	12/11/10
43	at North Carolina	12/14/13
43	LOUISVILLE	12/31/11
42	at South Carolina	3/1/14

## FEWEST FREE-THROW ATTEMPTS

FTs.	Opp.	Date
2	at Vanderbilt	1/24/23
6	NOTRE DAME	12/12/20
6	VANDERBILT	1/23/16
7	GEORGIA	1/8/22
7	vs. Duke	11/9/21
8	STONEHILL	11/17/23
8	at Alabama	17/23
8	HIGH POINT	12/31/21
8	vs. MT. ST. MARY'S	11/16/21
8	at Mississippi State	1/2/21

## HIGHEST FREE-THROW PCT.

Pct.	Opp.	Date
1.000	FLORIDA	2/22/20
1.000	FLORIDA	2/7/12
1.000	AUSTIN PEAY	12/19/09
.960	at Vanderbilt	2/17/20
.958	TENNESSEE	1/18/14
.955	at Florida	2/7/15
.952	TENNESSEE	1/15/22
.946	vs. Indiana	3/23/12
.941	OHIO	11/19/21
.933	AUBURN	2/25/23
.923	at Florida	1/9/21
.923	at Mississippi State	2/25/15

*min. 10 attempts*

## LOWEST FREE-THROW PCT.

Pct.	Opp.	Date
.200	ETSU	11/17/17
.333	vs. UConn	4/2/11
.385	vs. UCLA	12/17/22
.391	ETSU	11/12/10
.412	vs. Wake Forest	3/20/10
.435	at Vanderbilt	2/27/16
.471	at Texas A&M	2/10/18
.471	PROVIDENCE	11/30/14
.478	at Louisville	12/29/12

*min. 10 attempts*

## MOST 3-POINTERS

3s.	Opp.	Date
17	STONEHILL	11/17/23
16	MARSHALL	11/24/23
15	GEORGIA	3/1/12
15	vs. ETSU	3/18/10
14	ARKANSAS	2/9/21
14	HARTFORD	12/29/09
13	FLORIDA A&M	12/21/22
13	SOUTH CAROLINA	3/6/21
13	TEXAS A&M	1/3/17
13	vs. Alabama	3/11/16
13	ETSU	11/12/10

## FEWEST 3-POINTERS

3s.	Opp.	Date
0	RICHMOND	11/29/20
0	vs. Davidson	3/15/18
1	at Georgia	1/20/21
1	MISSISSIPPI STATE	2/4/20
1	GEORGIA	1/21/20
1	UTAH VALLEY	11/18/19
1	at South Carolina	1/16/18
1	at Vanderbilt	1/10/17
1	TEXAS	12/5/14
1	LSU	2/22/14
1	vs. LSU	3/9/12
1	TENNESSEE	1/31/12
1	vs. Alabama	3/12/10

## MOST 3-POINT ATTEMPTS

3s.	Opp.	Date
38	vs. Kansas	11/14/23
33	CHATTANOOGA	12/17/11
33	vs. ETSU	3/18/10
33	ARKANSAS	1/23/10
32	STONEHILL	11/17/23
32	TEXAS A&M	1/21/23
32	vs. West Virginia	3/27/10
29	NEW MEXICO STATE	11/6/23

## FEWEST 3-POINT ATTEMPTS

3s.	Opp.	Date
5	vs. Wisconsin	4/4/15
5	vs. Wisconsin	4/5/14
5	at Tennessee	1/14/12
6	vs. Davidson	3/15/18
6	FLORIDA	3/7/15
6	VANDERBILT	1/20/15
7	FLORIDA	3/10/19
7	at Missouri	1/29/15
7	PROVIDENCE	11/30/14
7	vs. Louisville	3/31/12
7	at Indiana	12/10/11

## HIGHEST 3-POINT PERCENTAGE

Pct.	Opp.	Date
.700	at Florida	3/1/16
.692	DREXEL	12/21/09
.667	vs. Alabama	3/10/18
.667	AUSTIN PEAY	12/19/09
.643	ALABAMA	2/19/22
.636	vs. Michigan	3/30/14
.625	MISSOURI	2/24/18
.625	BOSTON	11/30/10
.615	AUBURN	2/25/23
.615	at Florida	3/7/20
.611	TENNESSEE	1/15/22

*min. 10 attempts*

## LOWEST 3-POINT PERCENTAGE

Pct.	Opp.	Date
.000	RICHMOND	11/29/20
.000	vs. Davidson	3/15/18
.077	at Georgia	1/20/21
.077	vs. Alabama	3/12/10
.083	UTAH VALLEY	11/18/19
.083	TEXAS	12/5/14
.091	OLE MISS	2/15/20
.091	at South Carolina	1/16/18
.091	at Tennessee	2/27/10
.100	vs. Tennessee	3/12/22
.100	MISSISSIPPI STATE	2/4/20
.100	at Missouri	2/3/18
.100	TENNESSEE	1/31/12

*min. 10 attempts*

## MOST REBOUNDS

Rebs.	Opp.	Date
59	vs. Arizona State	11/28/16
59	ARKANSAS	1/23/10
57	LOUISVILLE	12/31/11
56	ROBERT MORRIS	11/17/13
54	RICHMOND	11/29/20
54	EASTERN KENTUCKY	11/8/19
54	NJIT	11/14/15

## FEWEST REBOUNDS

Rebs.	Opp.	Date
21	ALABAMA	1/31/15
21	at Tennessee	2/16/13
22	vs. Wisconsin	4/4/15
23	UTAH	12/15/18
24	GEORGIA	2/3/15
24	NORTH CAROLINA	12/13/14
24	TENNESSEE	1/18/14
25	TENNESSEE	1/15/22
25	FLORIDA	2/27/21
25	vs. Ohio State	12/21/19
25	vs. Baylor	12/6/13
25	at Robert Morris	3/19/13

## MOST OFFENSIVE REBOUNDS

Rebs.	Opp.	Date
26	ARKANSAS	2/27/14
24	GRAND CANYON	11/14/14
24	vs. West Virginia	3/27/10
22	NJIT	11/14/15
22	at Auburn	2/2/14
22	ARKANSAS	1/23/10
21	vs. Vanderbilt	3/10/23
21	vs. UCLA	12/17/22
21	RICHMOND	11/29/20
21	SOUTH CAROLINA	2/5/19
21	at West Virginia	1/27/18
21	VALPARAISO	12/7/16
21	COLUMBIA	12/10/14
21	at South Carolina	3/1/14
21	BAYLOR	12/1/12
21	at Indiana	12/12/09





# TEAM GAME RECORDS CAL ERA

## FEWEST OFFENSIVE REBOUNDS

Rebs.	Opp.	Date
1	vs. Alabama	3/10/18
3	at South Carolina	1/24/14
4	KANSAS	1/28/23
4	at Ole Miss	3/5/19
5	STONEHILL	11/17/23
5	TENNESSEE	1/15/22
5	at Notre Dame	12/11/21
5	VANDERBILT	1/5/21
5	vs. Michigan State	11/5/19
5	GEORGIA	2/3/15
5	ALABAMA	1/31/15
5	MISSISSIPPI STATE	2/15/11
5	GEORGIA	1/29/11

## MOST DEFENSIVE REBOUNDS

Rebs.	Opp.	Date
42	EASTERN KENTUCKY	11/8/19
39	vs. Arizona State	11/28/16
39	ROBERT MORRIS	11/17/13
39	EASTERN MICHIGAN	1/2/13
38	TROY	11/20/17
38	vs. Hampton	3/19/15
38	EASTERN KENTUCKY	12/7/14
38	vs. Cleveland State	11/24/09

## FEWEST DEFENSIVE REBOUNDS

Rebs.	Opp.	Date
9	at Tennessee	2/16/13
13	NORTH CAROLINA	12/13/14
14	SOUTH CAROLINA	1/10/23
15	vs. Baylor	12/6/13
15	at Alabama	1/18/11
16	at Auburn	1/22/22
16	FLORIDA	2/27/21
16	at Florida	3/7/20
16	TENNESSEE	3/3/20
16	vs. Ohio State	12/21/19
16	UTAH	12/15/18
16	vs. Wisconsin	4/4/15
16	ALABAMA	1/31/15
16	TEXAS A&M	1/12/13
16	at Auburn	1/11/12
16	vs. UConn	11/24/10

## HIGHEST REBOUND MARGIN

Mg.	Opp.	Date
+36	OHIO	11/19/21
+31	NJIT	11/14/15
+30	NORTH DAKOTA	11/14/18
+30	GRAND CANYON	11/14/14
+29	EASTERN KENTUCKY	11/8/19
+29	SOUTHERN ILLINOIS	11/9/18
+28	NKU	11/10/13
+27	vs. Abilene Christian	3/21/19
+27	vs. Little Rock	1/3/12
+26	vs. Arizona State	11/28/16
+26	LOUISVILLE	12/31/11

## LOWEST REBOUND MARGIN

Mg.	Opp.	Date
-25	at Florida	2/4/17
-18	at Tennessee	2/16/13
-16	vs. Mississippi State	3/11/21
-16	vs. Baylor	12/6/13
-16	vs. Maryland	11/9/12
-15	TENNESSEE	1/18/14
-14	at Ole Miss	3/2/21
-14	at Auburn	2/1/20
-14	at LSU	1/5/16
-13	VANDERBILT	1/5/21

## MOST ASSISTS

Assts.	Opp.	Date
33	vs. Arizona State	11/28/16
30	HARTFORD	12/29/09
28	LIU BROOKLYN	11/23/12
28	vs. UNC Asheville	11/30/09
27	MARSHALL	11/24/23
27	WESTERN KENTUCKY	12/22/21
26	MIAMI	11/28/23
26	STONEHILL	11/17/23
25	S. CAROLINA STATE	11/17/22
25	at South Carolina	2/8/22
25	CLEVELAND STATE	11/23/16
25	AUBURN	2/21/15
25	vs. UCLA	12/20/14

## FEWEST ASSISTS

Assts.	Opp.	Date
3	LSU	2/23/22
5	RICHMOND	11/29/20
5	LSU	2/22/14
5	at Arkansas	3/2/13
6	VANDERBILT	3/1/23
6	at Louisville	12/26/20
6	EVANSVILLE	11/12/19
6	vs. Kansas State	3/22/18
6	at Florida	3/3/18
6	vs. Vanderbilt	3/15/13
6	VANDERBILT	3/1/11

## MOST TURNOVERS

To.	Opp.	Date
24	MOREHEAD STATE	11/13/09
23	SAM HOUSTON ST.	11/19/09
22	ETSU	11/17/17
21	vs. Georgia Tech	12/6/20
21	RICHMOND	11/29/20
21	LOUISVILLE	12/31/11
21	vs. Old Dominion	11/20/11
21	NORTH CAROLINA	12/5/09

## FEWEST TURNOVERS

To.	Opp.	Date
2	VANDERBILT	1/5/21
3	A&M-COMMERCE	11/10/23
3	at Georgia	3/3/15
3	at South Carolina	2/4/12
4	ALABAMA	2/23/16
4	COLUMBIA	12/10/14
4	vs. Wisconsin	4/5/14
4	PORTLAND	11/26/11
5	FLORIDA	2/12/22
5	at Notre Dame	12/11/21
5	vs. Mississippi State	3/11/21
5	vs. Georgia	3/9/18
5	vs. Georgia	3/12/16
5	at Vanderbilt	2/27/16
5	ALABAMA	1/31/15

## MOST BLOCKS

Blks.	Opp.	Date
18	ST. JOHN'S	12/1/11
15	vs. Stony Brook	3/17/16
14	at Georgia	3/3/10
13	LAMAR	11/24/19
13	vs. UCLA	12/20/14
13	at Ole Miss	1/29/13
13	ARKANSAS	1/17/12
13	vs. Kansas	11/15/11
13	MARIST	11/11/11

## FEWEST BLOCKS

Blks.	Opp.	Date
0	at Gonzaga	11/20/22
0	FLORIDA	2/12/22
0	at Kansas	1/29/22
0	at Florida	3/7/20

## MOST STEALS

Stls.	Opp.	Date
15	LAFAYETTE	11/16/12
13	NEW MEXICO STATE	11/6/23
13	NORTH FLORIDA	11/26/21
13	OLE MISS	1/2/16
13	vs. UConn	12/9/09
12	SAINT JOSEPH'S	11/20/23
12	vs. Michigan State	11/15/22
12	at Alabama	2/5/22
12	vs. North Carolina	12/22/18
12	NORTH DAKOTA	11/14/18
12	STEPHEN F. AUSTIN	11/11/16
12	BOSTON	11/24/15
12	NORTH CAROLINA	12/13/14
12	PROVIDENCE	11/30/14
12	LIPSCOMB	12/15/12
12	PORTLAND	11/26/11
12	vs. Cornell	3/25/10
12	GEORGIA	1/9/10
12	vs. UNC Asheville	11/30/09

## FEWEST STEALS

Stls.	Opp.	Date
0	at Auburn	2/1/20
0	vs. Baylor	12/6/13
1	at Georgia	2/11/23
1	ARKANSAS	2/9/21
1	vs. Duke	11/6/18
1	at West Virginia	1/27/18
1	vs. Michigan State	11/12/13
1	at Robert Morris	3/19/13
1	vs. West Virginia	3/19/11
1	FLORIDA	2/26/11

## MOST PERSONAL FOULS

Fls.	Opp.	Date
33	at Kansas	1/30/16
32	at South Carolina	1/16/18
31	at Arkansas	1/14/14
31	at North Carolina	12/14/13
30	vs. North Carolina	12/19/20
29	at Auburn	2/1/20
29	at Missouri	2/3/18
29	at South Carolina	3/1/14

## FEWEST PERSONAL FOULS

Fls.	Opp.	Date
5	HIGH POINT	12/31/21
7	DUQUESNE	11/11/22
7	ALABAMA	2/19/22
7	NORTH FLORIDA	11/22/21
7	HARTFORD	12/29/09
8	STONEHILL	11/17/23
8	ROBERT MORRIS	11/12/21
8	MONTANA STATE	11/23/14
8	LAFAYETTE	11/16/12
8	vs. Florida	3/10/12
8	vs. Princeton	3/17/11
8	WINTHROP	12/22/10
8	DREXEL	12/21/09
8	vs. UNC Asheville	11/30/09



# GAME MARGINS IN CAL ERA

## VICTORY MARGINS

Margin (Score)	Opponent	Date
+58 (86-28)	MONTANA STATE	11/13/14
+52 (101-49)	LAFAYETTE	11/16/12
+50 (108-58)	MARIST	11/11/11
+49 (86-37)	MISSOURI	1/13/15
+48 (92-44)	UT ARLINGTON	11/25/14
+48 (88-40)	RADFORD	11/23/11
+46 (90-44)	MONMOUTH	11/28/18
+46 (115-69)	vs. Arizona State	11/28/16
+44 (92-48)	HIGH POINT	12/31/21
+44 (88-44)	DREXEL	12/21/09

## VICTORY MARGIN IN RUPP ARENA

Margin (Score)	Opponent	Date
+58 (86-28)	MONTANA STATE	11/13/14
+52 (101-49)	LAFAYETTE	11/16/12
+50 (108-58)	MARIST	11/11/11
+49 (86-37)	MISSOURI	1/13/15
+48 (92-44)	UT ARLINGTON	11/25/14
+48 (88-40)	RADFORD	11/23/11
+46 (90-44)	MONMOUTH	11/28/18
+44 (92-48)	HIGH POINT	12/31/21
+44 (88-44)	DREXEL	12/21/09
+43 (106-63)	SOUTH CAROLINA STATE	11/17/22
+43 (104-61)	HARTFORD	12/29/09

## VICTORY MARGIN IN SEC PLAY

Margin (Score)	Opponent	Date
+49 (86-37)	MISSOURI	1/13/15
+42 (100-58)	TEXAS A&M	1/3/17
+38 (82-44)	LSU	1/15/11
+35 (87-52)	at Vanderbilt	1/29/19
+35 (110-75)	AUBURN	2/21/15
+34 (82-48)	GEORGIA	2/9/16
+34 (88-54)	MISSOURI	1/27/16
+34 (77-43)	SOUTH CAROLINA	2/14/15
+34 (86-52)	at South Carolina	2/4/12
+32 (86-54)	AUBURN	2/25/23
+31 (90-59)	SOUTH CAROLINA	2/19/11
+31 (101-70)	ARKANSAS	1/23/10

## VICTORY MARGIN ON THE ROAD

Margin (Score)	Opponent	Date
+35 (87-52)	at Vanderbilt	1/29/19
+34 (86-52)	at South Carolina	2/4/12
+31 (79-48)	at Portland	11/19/10
+27 (89-62)	at South Carolina	2/13/16
+26 (81-55)	at LSU	2/6/10
+24 (74-50)	at LSU	1/28/12
+23 (99-76)	at Ole Miss	12/29/16
+22 (70-48)	at Alabama	1/17/15
+22 (75-53)	at Auburn	1/19/13
+20 (69-49)	at Georgia	1/15/19

## VICTORY MARGIN AT A NEUTRAL SITE

Margin (Score)	Opponent	Date
+46 (115-69)	vs. Arizona State	11/28/16
+39 (78-39)	vs. West Virginia	3/26/15
+39 (83-44)	vs. UCLA	12/20/14
+38 (85-47)	vs. Penn State	11/19/11
+35 (79-44)	vs. Abilene Christian	3/21/19
+32 (72-40)	vs. Kansas	11/18/14
+30 (90-60)	vs. Wake Forest	3/20/10
+29 (98-69)	vs. North Carolina	12/18/21
+29 (100-71)	vs. ETSU	3/18/10
+29 (74-45)	vs. Tennessee	3/13/10
+28 (85-57)	vs. Stony Brook	3/17/16

## VICTORY MARGIN IN RUPP ARENA IN THE SEC

Margin (Score)	Opponent	Date
+49 (86-37)	MISSOURI	1/13/15
+42 (100-58)	TEXAS A&M	1/3/17
+38 (82-44)	LSU	1/15/11
+35 (110-75)	AUBURN	2/21/15
+34 (82-48)	GEORGIA	2/9/16
+34 (88-54)	MISSOURI	1/27/16
+34 (77-43)	SOUTH CAROLINA	2/14/15
+32 (86-54)	AUBURN	2/25/23
+31 (90-59)	SOUTH CAROLINA	2/19/11
+31 (101-70)	ARKANSAS	1/23/10

## VICTORY MARGIN ON THE ROAD IN THE SEC

Margin (Score)	Opponent	Date
+35 (87-52)	at Vanderbilt	1/29/19
+34 (86-52)	at South Carolina	2/4/12
+27 (89-62)	at South Carolina	2/13/16
+26 (81-55)	at LSU	2/6/10
+24 (74-50)	at LSU	1/28/12
+23 (99-76)	at Ole Miss	12/29/16
+22 (70-48)	at Alabama	1/17/15
+22 (75-53)	at Auburn	1/19/13
+20 (69-49)	at Georgia	1/15/19
+18 (76-58)	at Florida	1/9/21
+18 (74-56)	at Mississippi State	2/25/15
+18 (66-48)	at Tennessee	2/17/15

## VICTORY MARGIN IN THE SEC TOURNAMENT

Margin (Score)	Opponent	Date
+29 (74-45)	vs. Tennessee	3/13/10
+26 (85-59)	vs. Alabama	3/11/16
+24 (91-67)	vs. Auburn	3/14/15
+23 (86-63)	vs. Alabama	3/10/18
+18 (73-55)	vs. Alabama	11/25/19
+18 (85-67)	vs. LSU	3/14/14
+17 (82-65)	vs. Arkansas	3/12/17
+16 (70-54)	vs. Florida	3/13/11
+15 (78-63)	vs. Arkansas	3/15/15
+15 (64-49)	vs. Florida	3/13/15

## VICTORY MARGIN IN THE NCAA TOURNAMENT

Margin (Score)	Opponent	Date
+39 (78-39)	vs. West Virginia	3/26/15
+35 (79-44)	vs. Abilene Christian	3/21/19
+30 (90-60)	vs. Wake Forest	3/20/10
+29 (100-71)	vs. ETSU	3/18/10
+28 (85-57)	vs. Stony Brook	3/17/16
+23 (79-56)	vs. Hampton	3/19/15
+20 (95-75)	vs. Buffalo	3/17/18
+17 (62-45)	vs. Cornell	3/25/10
+16 (87-71)	vs. Iowa State	3/17/12
+15 (81-66)	vs. Western Kentucky	3/15/12
+13 (64-51)	vs. Cincinnati	3/21/15

## LOSS MARGINS

Margin (Score)	Opponent	Date
-34 (118-84)	vs. Duke	11/6/18
-30 (85-55)	at Tennessee	2/16/13
-26 (78-52)	at Alabama	1/7/23
-22 (88-66)	at Florida	2/4/17
-20 (85-65)	ALABAMA	1/26/21
-19 (71-52)	at Tennessee	3/2/19
-19 (84-65)	at Florida	3/18/14
-18 (85-67)	at LSU	1/5/16
-17 (79-62)	vs. Georgia Tech	12/6/20
-17 (84-67)	vs. UConn	11/24/17
-17 (69-52)	at Florida	2/12/13

## LOSS MARGINS IN RUPP ARENA

Margin (Score)	Opponent	Date
-20 (85-65)	ALABAMA	1/26/21
-15 (88-73)	ARKANSAS	2/7/23
-12 (76-64)	RICHMOND	11/29/20
-12 (83-71)	TEXAS A&M	1/12/13
-11 (82-71)	TENNESSEE	2/6/21
-10 (69-59)	FLORIDA	2/15/14
-9 (77-68)	KANSAS	1/28/23
-9 (64-55)	BAYLOR	12/1/13
-8 (81-73)	TENNESSEE	3/7/20
-6 (79-73)	KANSAS	1/28/17
-5 (97-92)	UCLA	12/3/16

## LOSS MARGINS IN SEC PLAY

Margin (Score)	Opponent	Date
-30 (85-55)	at Tennessee	2/16/13
-26 (78-52)	at Alabama	1/7/23
-22 (88-66)	at Florida	2/4/17
-20 (85-65)	ALABAMA	1/26/21
-19 (71-52)	at Tennessee	3/2/19
-19 (84-65)	at Florida	3/18/14
-18 (85-67)	at LSU	1/5/16
-17 (69-52)	at Florida	2/12/13
-15 (88-73)	ARKANSAS	2/7/23

## LOSS MARGINS ON THE ROAD

Margin (Score)	Opponent	Date
-30 (85-55)	at Tennessee	2/16/13
-26 (78-52)	at Alabama	1/7/23
-22 (88-66)	at Florida	2/4/17
-19 (71-52)	at Tennessee	3/2/19
-19 (84-65)	at Florida	3/18/14
-18 (85-67)	at LSU	1/5/16
-17 (69-52)	at Florida	2/12/13
-16 (88-72)	at Gonzaga	11/0/22
-14 (89-75)	at Missouri	12/28/22
-14 (64-50)	at Notre Dame	11/29/12
-13 (76-63)	at Tennessee	2/15/22
-13 (80-67)	at Florida	3/3/18
-13 (73-60)	at Arkansas	3/2/13

## LOSS MARGINS AT NEUTRAL SITES

Margin (Score)	Opponent	Date
-34 (118-84)	vs. Duke	11/6/18
-17 (79-62)	vs. Georgia Tech	12/6/20
-17 (84-67)	vs. UConn	11/24/17
-16 (64-48)	vs. Vanderbilt	3/15/13
-12 (75-63)	vs. North Carolina	12/19/20
-10 (63-53)	vs. UCLA	12/17/22
-9 (86-77 2OT)	vs. Michigan State	11/15/22
-8 (79-71)	vs. Duke	11/9/21
-8 (83-75)	vs. UCLA	12/23/17

## LOSS MARGINS ON THE ROAD IN THE SEC

Margin (Score)	Opponent	Date
-30 (85-55)	at Tennessee	2/16/13
-26 (78-52)	at Alabama	1/7/23
-22 (88-66)	at Florida	2/4/17
-19 (71-52)	at Tennessee	3/2/19
-19 (84-65)	at Florida	3/18/14
-18 (85-67)	at LSU	1/5/16
-17 (69-52)	at Florida	2/12/13
-14 (89-75)	at Missouri	12/28/22
-13 (76-63)	at Tennessee	2/15/22
-13 (80-67)	at Florida	3/3/18
-13 (73-60)	at Arkansas	3/2/13
-12 (74-62)	at Vanderbilt	2/27/16

## LOSS MARGINS IN RUPP ARENA IN THE SEC

Margin (Score)	Opponent	Date
-20 (85-65)	ALABAMA	1/26/21
-15 (88-73)	ARKANSAS	2/7/23
-12 (83-71)	TEXAS A&M	1/12/13
-11 (82-71)	TENNESSEE	2/6/21
-10 (69-59)	FLORIDA	2/15/14
-8 (81-73)	TENNESSEE	3/7/20
-4 (71-67)	FLORIDA	2/27/21
-4 (71-67)	ARKANSAS	2/27/14
-3 (71-68)	SOUTH CAROLINA	1/10/23
-2 (68-66)	VANDERBILT	3/1/23
-2 (73-71)	LSU	2/12/19
-2 (61-59)	TENNESSEE	2/6/18
-2 (66-64)	FLORIDA	1/20/18

## LOSS MARGINS IN THE SEC TOURNAMENT

Margin (Score)	Opponent	Date
-16 (64-48)	vs. Vanderbilt	3/15/13
-7 (80-73)	vs. Vanderbilt	3/10/23
-7 (69-62)	vs. Tennessee	3/12/22
-7 (71-64)	vs. Vanderbilt	3/11/12
-4 (82-78)	vs. Tennessee	3/16/19
-1 (74-73)	vs. Mississippi State	3/11/21
-1 (61-60)	vs. Florida	3/16/14

## LOSS MARGINS IN THE NCAA TOURNAMENT

Margin (Score)	Opponent	Date
-7 (71-64)	vs. Wisconsin	4/4/15
-7 (73-66)	vs. West Virginia	3/27/10
-6 (75-69)	vs. Kansas State	3/19/23
-6 (85-79)	vs. Saint Peter's	3/17/22
-6 (77-71)	vs. Auburn	3/31/19
-6 (73-67)	vs. Indiana	3/19/16
-6 (60-54)	vs. UConn	3/7/2014
-3 (61-58)	vs. Kansas State	3/22/18
-3 (65-62)	vs. North Carolina	3/26/17
-1 (56-55)	vs. UConn	4/2/11



# ROB DILLINGHAM

Fr. | Guard | 6-3 | 176 | Hickory, N.C. | Overtime Elite



## 2023-24 SEASON/CAREER HIGHS

<b>Points</b>		
Season	20, vs. STONEHILL (11/17/23)	
Career	20, vs. STONEHILL (11/17/23)	
<b>Rebounds</b>		
Season	5, 5x, last vs. MIAMI (11/28/23)	
Career	5, 5x, last vs. MIAMI (11/28/23)	
<b>Field Goals</b>		
Season	7, 2x, last vs. MARSHALL (11/24/23)	
Career	7, 2x, last vs. MARSHALL (11/24/23)	
<b>Field Goals Attempted</b>		
Season	13, vs. A&M-COMMERCE (11/10/23)	
Career	13, vs. A&M-COMMERCE (11/10/23)	
<b>3-Point Field Goals</b>		
Season	4, vs. Kansas (11/14/23)	
Career	4, vs. Kansas (11/14/23)	
<b>3-Point Field Goals Attempted</b>		
Season	6, 3x, last STONEHILL (11/17/23)	
Career	6, 3x, last STONEHILL (11/17/23)	
<b>Free Throws</b>		
Season	3, 3x, last STONEHILL (11/17/23)	
Career	3, 3x, last STONEHILL (11/17/23)	
<b>Free Throws Attempted</b>		
Season	4, 2x, last STONEHILL (11/17/23)	
Career	4, 2x, last STONEHILL (11/17/23)	
<b>Assists</b>		
Season	9, vs. MIAMI (11/28/23)	
Career	9, vs. MIAMI (11/28/23)	
<b>Steals</b>		
Season	2, 4x, last vs. MIAMI (11/28/23)	
Career	2, 4x, last vs. MIAMI (11/28/23)	
<b>Blocked Shots</b>		
Season	-	
Career	-	
<b>Minutes Played</b>		
Season	30, vs. A&M-COMMERCE (11/10/23)	
Career	30 vs. A&M-COMMERCE (11/10/23)	
<b>MISCELLANEOUS</b>		
	<b>2023-24</b>	<b>CAREER*</b>
Dunks	1	1
Double-Figure Scoring Games	7	7
Double-Figure Rebounding Games	0	0
Games With Double-Double	0	0
Games Led UK in Scoring	1	1
Games Led UK in Rebounding	0	0
Games Led UK in Assists	6	6
Games Led UK in Steals	0	0
Games Led UK in Blocks	0	0
Games With 3+ Assists	7	7
Games With 3+ Blocks	0	0
Games With 3+ Steals	0	0
Games With 3+ Three-Pointers	2	2

- Has scored in double figures in every game this season
- Career-best nine assists vs. No. 8 Miami with 12 points, five rebounds and two steals
- Dished out eight assists in UK's historic offensive performance vs. Marshall, adding 16 points with five rebounds
- Tied for the team lead in steals with six against St. Joe's, adding five rebounds, which tied a season best and was just one shy of the team lead.
- Scored 20 points while handing out seven assists and grabbing four boards against Stonehill
- Went for 18 points, including 4 of 5 from deep, to go along with three assists, two steals and two boards against Kansas
- Led the Cats with 17 points and added three assists and a pair of steals in the season-opener against New Mexico State
- Ranked as high as No. 13 by 247Sports in the 2023 recruiting class
- Averaged 14.7 points and 4.9 assists per game during his senior season with Overtime Elite
- 2021 FIBA Americas U16 Championship MVP, averaging 15.7 points and 6.2 assists in more than 20 minutes per game

## Game-By-Game Statistics

Opponent	Date	GS	Min	FG-A	Pct.	3FG-A	Pct.	FT-A	Pct.	Off-Def-Tot	PF	Ast	TO	Blk	Stl	Pts
NEW MEXICO ST.	11/6		19	6-11	.545	2-6	.333	3-3	1.000	0-5-5	2	3	0	0	2	17
A&M-COMMERCE	11/10	*	30	4-13	.308	1-6	.167	3-4	.750	1-4-5	2	4	1	0	1	12
vs. Kansas	11/14		16	6-12	.500	4-5	.800	2-2	1.000	0-2-2	5	3	2	0	2	18
STONEHILL	11/17		24	7-10	.700	3-6	.500	3-4	.750	0-4-4	0	7	3	0	2	20
ST. JOSEPH'S	11/20		26	5-10	.500	2-3	.667	1-2	.500	0-5-5	1	6	1	0	1	13
MARSHALL	11/24		25	7-8	.875	2-2	1.000	0-1	.000	1-4-5	2	8	2	0	1	16
MIAMI	11/28		22	5-12	.417	2-2	1.000	0-0	.000	0-5-5	4	9	0	0	2	12

## Career Statistics

Year	GP-GS	Min-Avg	FG-FGA	Pct	3FG-FGA	Pct	FT-FTA	Pct	Off-Def-Tot-Avg	PF-FO	Ast	TO	Blk	Stl	Pts	Avg
2023-24	7-1	162-23.1	40-76	.526	16-30	.533	12-16	.750	2-29-31-4.4	16-1	40	9	0	11	108	15.4
Career	7-1	162-23.1	40-76	.526	16-30	.533	12-16	.750	2-29-31-4.4	16-1	40	9	0	11	108	15.4



# 1 JUSTIN EDWARDS

Fr. | Guard | 6-8 | 203 | Philadelphia | Imhotep Institute Charter HS



## 2023-24 SEASON/CAREER HIGHS

<b>Points</b>		
Season	16, vs. A&M-COMMERCE (11/10/23)	
Career	16, vs. A&M-COMMERCE (11/10/23)	
<b>Rebounds</b>		
Season	7, vs. A&M-COMMERCE (11/10/23)	
Career	7, vs. A&M-COMMERCE (11/10/23)	
<b>Field Goals</b>		
Season	6, vs. A&M-COMMERCE (11/10/23)	
Career	6, vs. A&M-COMMERCE (11/10/23)	
<b>Field Goals Attempted</b>		
Season	11, vs. NEW MEXICO ST. (11/6/23)	
Career	11, vs. NEW MEXICO ST. (11/6/23)	
<b>3-Point Field Goals</b>		
Season	3, vs. MARSHALL (11/24/23)	
Career	3, vs. MARSHALL (11/24/23)	
<b>3-Point Field Goals Attempted</b>		
Season	5, vs. NEW MEXICO ST. (11/6/23)	
Career	5, vs. NEW MEXICO ST. (11/6/23)	
<b>Free Throws</b>		
Season	4, vs. A&M-COMMERCE (11/10/23)	
Career	4, vs. A&M-COMMERCE (11/10/23)	
<b>Free Throws Attempted</b>		
Season	4, vs. A&M-COMMERCE (11/10/23)	
Career	4, vs. A&M-COMMERCE (11/10/23)	
<b>Assists</b>		
Season	2, vs. Kansas (11/14/23)	
Career	2, vs. Kansas (11/14/23)	
<b>Steals</b>		
Season	2, 2x, last vs. MIAMI (11/28/23)	
Career	2, 2x, last vs. MIAMI (11/28/23)	
<b>Blocked Shots</b>		
Season	1, 4x, last MARSHALL (11/24/23)	
Career	1, 4x, last MARSHALL (11/24/23)	
<b>Minutes Played</b>		
Season	33, vs. A&M-COMMERCE (11/10/23)	
Career	33, vs. A&M-COMMERCE (11/10/23)	
<b>MISCELLANEOUS</b>		
	<b>2023-24</b>	<b>CAREER*</b>
Dunks	9	9
Double-Figure Scoring Games	5	5
Double-Figure Rebounding Games	0	0
Games With Double-Double	0	0
Games Led UK in Scoring	0	0
Games Led UK in Rebounding	1	1
Games Led UK in Assists	0	0
Games Led UK in Steals	0	0
Games Led UK in Blocks	0	0
Games With 3+ Assists	0	0
Games With 3+ Blocks	0	0
Games With 3+ Steals	0	0
Games With 3+ Three-Pointers	1	1

- Named to the preseason All-SEC First Team by the league's media and the second team by the coaches
- A member of the Julius Erving preseason watch list for the nation's best small forward
- Tabbed to both the Naismith Trophy and Wooden Award early season watch lists
- Hit a season-best three 3s against Marshall with a block and 10 points
- Had 16 points and seven rebounds vs. A&M-Commerce and hit two 3s with 12 points against St. Joe's
- Posted 12 points, five boards and a pair of steals in his collegiate debut against New Mexico State
- Ranked as high as No. 3 overall in the recruiting rankings
- Averaged 17.9 points and 7.5 rebounds per game for nationally ranked Imhotep en route to a state title as a senior
- Mother, Ebony Twigg, played college basketball at Cheyney University and had a pro career in Portugal. She was also named the MVP of the Philadelphia Public League championship game 23 years before her son was tabbed the MVP of the boy's event

## Game-By-Game Statistics

Opponent	Date	GS	Min	FG-A	Pct.	3FG-A	Pct.	FT-A	Pct.	Off-Def-Tot	PF	Ast	TO	Blk	Stl	Pts
NEW MEXICO ST.	11/6	*	28	5-11	.455	2-5	.400	0-0	.000	1-4-5	3	1	3	0	2	12
A&M-COMMERCE	11/10	*	33	6-10	.600	0-3	.000	4-4	1.000	3-4-7	1	1	0	0	0	16
vs. Kansas	11/14	*	29	0-6	.000	0-3	.000	1-2	.600	1-3-4	2	2	2	1	0	1
STONEHILL	11/17	*	23	4-8	.500	0-3	.000	1-2	.500	1-4-5	1	1	2	1	0	9
ST. JOSEPH'S	11/20	*	28	4-6	.667	2-3	.667	2-2	1.000	1-2-3	1	1	0	1	1	12
MARSHALL	11/24	*	21	3-6	.500	3-4	.750	1-2	.500	0-2-2	2	0	0	1	1	10
MIAMI	11/28	*	28	5-7	.714	0-1	.000	1-3	.333	2-1-3	3	0	0	0	2	11

## Career Statistics

Year	GP-GS	Min-Avg	FG-FGA	Pct	3FG-FGA	Pct	FT-FTA	Pct	Off-Def-Tot-Avg	PF-FO	Ast	TO	Blk	Stl	Pts	Avg
2023-24	7-7	190-27.1	27-54	.500	7-22	.318	10-15	.667	9-20-29-4.1	13-0	6	7	4	6	71	10.1
Career	7-7	190-27.1	27-54	.500	7-22	.318	10-15	.667	9-20-29-4.1	13-0	6	7	4	6	71	10.1



# 3 ADOU THIERO

So. | Guard | 6-8 | 222 | Leetsdale, Pa. | Quaker Valley HS



2023-24 SEASON/CAREER HIGHS		
<b>Points</b>		
Season	16, vs. Kansas (11/14/23)	
Career	16, vs. Kansas (11/14/23)	
<b>Rebounds</b>		
Season	13, vs. Kansas (11/14/23)	
Career	13, vs. Kansas (11/14/23)	
<b>Field Goals</b>		
Season	5, vs. Kansas (11/14/23)	
Career	5, vs. Kansas (11/14/23)	
<b>Field Goals Attempted</b>		
Season	10, vs. Kansas (11/14/23)	
Career	10, vs. Kansas (11/14/23)	
<b>3-Point Field Goals</b>		
Season	1, vs. Kansas (11/14/23)	
Career	1, 4x, last vs. Kansas (11/14/23)	
<b>3-Point Field Goals Attempted</b>		
Season	3, vs. Kansas (11/14/23)	
Career	3, vs. Kansas (11/14/23)	
<b>Free Throws</b>		
Season	5, vs. Kansas (11/14/23)	
Career	5, vs. Kansas (11/14/23)	
<b>Free Throws Attempted</b>		
Season	6, vs. Kansas (11/14/23)	
Career	6, 3x, last vs. Kansas (11/14/23)	
<b>Assists</b>		
Season	3, vs. MIAMI (11/28/23)	
Career	3, vs. MIAMI (11/28/23)	
<b>Steals</b>		
Season	3, vs. ST. JOE'S (11/20/23)	
Career	3, vs. ST. JOE'S (11/20/23)	
<b>Blocked Shots</b>		
Season	2, vs. MARSHALL (11/24/23)	
Career	2, 2x, last vs. MARSHALL (11/24/23)	
<b>Minutes Played</b>		
Season	31, 2x, last vs. St. Joe's (11/20/23)	
Career	31, 2x, last vs. St. Joe's (11/20/23)	
<b>MISCELLANEOUS</b>		
	<b>2023-24</b>	<b>CAREER*</b>
Dunks	3	5
Double-Figure Scoring Games	1	1
Double-Figure Rebounding Games	1	1
Games With Double-Double	1	1
Games Led UK in Scoring	0	0
Games Led UK in Rebounding	4	4
Games Led UK in Assists	0	0
Games Led UK in Steals	0	4
Games Led UK in Blocks	1	4
Games With 3+ Assists	1	1
Games With 3+ Blocks	0	0
Games With 3+ Steals	1	1
Games With 3+ Three-Pointers	0	0

- Career-high three assists vs. Miami with nine points and a team-best six rebounds
- Set a new career high in steals and minutes vs. St. Joe's with three swipes and 31 minutes played
- Posted first career double-double with a career highs in points (16) and rebounds (13) in a career-high 31 minutes against No. 1 Kansas
- In his first collegiate start, generated five points and a career-high seven boards vs. New Mexico State
- Averaged 11.5 points and 6.5 rebounds in two exhibition games
- Averaged 7.5 points, 5.8 rebounds and 1.3 blocks per game during the summer's GLOBL JAM
- Notched averages of 2.3 points and 1.9 rebounds per game in 20 appearances as a freshman last year
- Had season highs of seven points and five rebounds in 24 minutes in a critical road victory at Arkansas
- Averaged 23.3 points, 10.3 rebounds, 5.9 assists, 3.9 steals and 2.3 blocks per game and directed Quaker Valley to a 27-1 record and a 14-0 mark in league play as a senior in high school
- Finished his high school career with 1,624 career points which ranked as the third most in team history
- Father, Almamy, played for John Calipari at Memphis

## Game-By-Game Statistics

Opponent	Date	GS	Min	FG-A	Pct.	3FG-A	Pct.	FT-A	Pct.	Off-Def-Tot	PF	Ast	TO	Blk	Stl	Pts
NEW MEXICO ST.	11/6	*	20	1-3	.333	0-1	.000	3-5	.600	1-6-7	2	0	1	1	0	5
A&M-COMMERCE	11/10			DNP - Injury (concussion protocol)												
vs. Kansas	11/14	*	31	5-10	.500	1-3	.333	5-6	.833	6-7-13	2	1	1	0	0	16
STONEHILL	11/17	*	27	2-4	.500	0-0	.000	2-2	1.000	1-4-5	0	0	0	1	0	6
ST. JOSEPH'S	11/20	*	31	3-6	.500	0-1	.000	1-4	.250	0-5-5	2	0	0	0	3	7
MARSHALL	11/24	*	23	3-6	.500	0-1	.000	0-0	.000	3-4-7	3	2	2	2	2	6
MIAMI	11/28	*	28	4-5	.800	0-0	.000	1-1	1.000	1-5-6	3	3	2	1	0	9

## Career Statistics

Year	GP-GS	Min-Avg	FG-FGA	Pct	3FG-FGA	Pct	FT-FTA	Pct	Off-Def-Tot-Avg	PF-FO	Ast	TO	Blk	Stl	Pts	Avg
2022-23	20-0	190-9.5	10-29	.345	3-9	.333	23-33	.697	16-21-37-1.9	26-0	8	13	6	9	46	2.3
2023-24	6-6	159-26.5	18-34	.526	1-6	.167	12-18	.667	12-31-43-7.2	12-0	6	6	5	5	49	8.2
<b>Career</b>	<b>26-6</b>	<b>350-13.4</b>	<b>28-63</b>	<b>.444</b>	<b>4-15</b>	<b>.267</b>	<b>35-51</b>	<b>.686</b>	<b>28-52-80-3.1</b>	<b>38-0</b>	<b>14</b>	<b>19</b>	<b>11</b>	<b>14</b>	<b>95</b>	<b>3.7</b>



# 4 TRE MITCHELL

Gr. | Forward | 6-9 | 231 | Pittsburgh | West Virginia University



2023-24 SEASON/CAREER HIGHS*		
<b>Points</b>		
Season	22, vs. ST. JOE'S (11/20/23)	
Career	37, at La Salle (12/15/20)	
<b>Rebounds</b>		
Season	9, vs. NEW MEXICO ST. (11/6/23)	
Career	19, at Fordham (2/22/20)	
<b>Field Goals</b>		
Season	8, 2x, last vs. MARSHALL (11/24/23)	
Career	13, 3x, last at La Salle (12/15/20)	
<b>Field Goals Attempted</b>		
Season	15, 2x, last vs. MARSHALL (11/24/23)	
Career	22, DAYTON (2/15/20)	
<b>3-Point Field Goals</b>		
Season	4, vs. ST. JOE'S (11/20/23)	
Career	6, vs. Rhode Island (3/7/20)	
<b>3-Point Field Goals Attempted</b>		
Season	10, vs. ST. JOE'S (11/20/23)	
Career	10, vs. ST. JOE'S (11/20/23)	
<b>Free Throws</b>		
Season	4, vs. ST. JOE'S (11/20/23)	
Career	10, GEORGE MASON (12/30/20)	
<b>Free Throws Attempted</b>		
Season	7, vs. Kansas (11/14/23)	
Career	14, at La Salle (12/16/20)	
<b>Assists</b>		
Season	7, vs. MIAMI (11/28/23)	
Career	7, vs. MIAMI (11/28/23)	
<b>Steals</b>		
Season	3, vs. A&M-COMMERCE (11/10/23)	
Career	4, vs. Texas Tech (3/8/23)	
<b>Blocked Shots</b>		
Season	4, vs. ST. JOE'S (11/20/23)	
Career	4, vs. ST. JOE'S (11/20/23)	
<b>Minutes Played</b>		
Season	41, vs. ST. JOE'S (11/20/23)	
Career	42, 2x, last vs. GEORGE MASON (12/30/20)	
<b>MISCELLANEOUS 2023-24 CAREER</b>		
Dunks	3	37
Double-Figure Scoring Games	5	76
Double-Figure Rebounding Games	0	11
Games With Double-Double	0	11
Games Led Team in Scoring	1	35
Games Led Team in Rebounding	3	41
Games Led Team in Assists	2	15
Games Led Team in Steals	1	23
Games Led Team in Blocks	3	49
Games With 3+ Assists	6	29
Games With 3+ Blocks	1	7
Games With 3+ Steals	1	6
Games With 3+ Three-Pointers	1	10
<i>*includes WVU/UT/UMass statistics</i>		

- Ranks in the top 15 nationally with a 4.7 assist-to-turnover ratio. Has dished out three or more assists in six of the seven games
- Scored 14 points with a career-best seven assists vs. Miami
- Led UK in scoring against St. Joe's with 22 points, hitting a season-best four 3-pointers, including two in overtime to help UK seal the victory
- Totaled eight points, six boards, three assists, two steals and two blocks against Kansas
- Notched 18 points, eight rebounds and a team-high three steals in the win over A&M-Commerce
- Had nine points and team highs in rebounds (9) and assists (5) in win over New Mexico State
- Graduate student who has amassed more than 1,300 career points and more than 550 career rebounds
- Averaged 11.7 points and 5.5 rebounds per game, while making 32 starts at West Virginia a season ago
- A-10 First-Team player as a sophomore where he averaged a team-best 18.8 points and 7.2 rebounds at UMass
- Was the A-10 Rookie of the Year as a freshman with the Minutemen averaging 17.7 points and 7.2 rebounds per game

## Game-By-Game Statistics

Opponent	Date	GS	Min	FG-A	Pct.	3FG-A	Pct.	FT-A	Pct.	Off-Def-Tot	PF	Ast	TO	Blk	Stl	Pts
NEW MEXICO ST.	11/6	*	35	3-8	.375	0-3	.000	3-4	.750	3-6-9	1	5	0	0	1	9
A&M-COMMERCE	11/10	*	32	8-11	.727	1-2	.500	1-1	1.000	2-6-8	0	1	0	1	3	18
vs. Kansas	11/14	*	39	2-4	.500	1-1	1.000	3-7	.429	2-4-6	4	3	0	2	2	8
STONEHILL	11/17	*	31	7-9	.778	1-1	1.000	0-0	.000	1-3-4	2	4	2	0	2	15
ST. JOSEPH'S	11/20	*	41	7-15	.467	4-10	.400	4-6	.667	3-3-6	2	4	0	4	1	22
MARSHALL	11/24	*	28	8-15	.533	1-4	.250	1-1	1.000	1-3-4	3	4	1	1	1	18
MIAMI	11/28	*	33	5-8	.625	1-4	.250	3-4	.750	1-4-5	4	7	3	2	1	14

## Career Statistics

Year	GP-GS	Min-Avg	FG-FGA	Pct	3FG-FGA	Pct	FT-FTA	Pct	Off-Def-Tot-Avg	PF-FO	Ast	TO	Blk	Stl	Pts	Avg
2019-20	31-31	955-30.8	206-428	.481	37-112	.330	99-136	.728	45-177-222-7.2	93-3	58	101	32	31	548	17.7
2020-21	13-12	419-32.2	83-160	.519	15-40	.375	63-82	.768	18-75-93-7.2	35-0	29	28	20	16	244	18.8
2021-22	24-17	447-18.6	77-161	.478	15-46	.326	40-50	.800	30-65-95-4.0	41-0	32	35	16	17	209	8.7
2022-23	34-32	1019-30.0	143-304	.470	36-99	.364	75-95	.789	45-142-187-5.5	91-2	61	73	21	28	397	11.7
2023-24	7-7	240-34.2	40-70	.571	9-25	.360	15-23	.652	13-29-42-6.0	16-0	28	6	10	11	104	14.9
<b>TOTAL</b>	<b>109-99</b>	<b>3085-28.3</b>	<b>549-1123</b>	<b>.489</b>	<b>112-322</b>	<b>.348</b>	<b>292-386</b>	<b>.756</b>	<b>151-488-639-5.9</b>	<b>276-5</b>	<b>208</b>	<b>243</b>	<b>99</b>	<b>103</b>	<b>1502</b>	<b>13.8</b>

# 12 ANTONIO REEVES

Sr. | Guard | 6-6 | 195 | Chicago | Illinois State University



2023-24 SEASON/CAREER HIGHS*		
<b>Points</b>		
Season	24, vs. Kansas (11/14/23)	
Career	37, at Arkansas (3/4/23)	
<b>Rebounds</b>		
Season	8, vs. Kansas (11/14/23)	
Career	10, UTSA (12/21/21)	
<b>Field Goals</b>		
Season	8, 2x, last vs. MARSHALL (11/24/23)	
Career	13, VALPARAISO (2/9/22)	
<b>Field Goals Attempted</b>		
Season	25, vs. Kansas (11/14/23)	
Career	25, vs. Kansas (11/14/23)	
<b>3-Point Field Goals</b>		
Season	5, 2x, last vs. MARSHALL (11/24/23)	
Career	6, 3x, last at Ole Miss (1/31/23)	
<b>3-Point Field Goals Attempted</b>		
Season	17, vs. Kansas (11/14/23)	
Career	17, vs. Kansas (11/14/23)	
<b>Free Throws</b>		
Season	7, vs. Kansas (11/14/23)	
Career	11, at Arkansas (3/4/23)	
<b>Free Throws Attempted</b>		
Season	7, vs. Kansas (11/14/23)	
Career	11, at Arkansas (3/4/23)	
<b>Assists</b>		
Season	4, vs. STONEHILL (11/17/23)	
Career	5, 2x, last vs. SOUTHERN ILLINOIS (2/5/22)	
<b>Steals</b>		
Season	2, vs. NEW MEXICO ST. (11/6/23)	
Career	3, 5x, last vs. LOYOLA CHICAGO (2/21/22)	
<b>Blocked Shots</b>		
Season	1, vs. ST. JOE'S (11/20/23)	
Career	3, 2x, last vs. UNI (3/4/22)	
<b>Minutes Played</b>		
Season	38, vs. MIAMI (11/24/23)	
Career	46, at Eastern Michigan (11/12/21)	
<b>MISCELLANEOUS</b>	<b>2023-24</b>	<b>CAREER</b>
Dunks	0	18
Double-Figure Scoring Games	7	93
Double-Figure Rebounding Games	0	1
Games With Double-Double	0	1
Games Led Team in Scoring	2	49
Games Led Team in Rebounding	1	7
Games Led Team in Assists	0	8
Games Led Team in Steals	0	22
Games Led Team in Blocks	0	7
Games With 3+ Assists	2	20
Games With 3+ Blocks	0	1
Games With 3+ Steals	0	5
Games With 3+ Three-Pointers	5	41
*includes Illinois State statistics		

- Tabbed to the Jerry West Award preseason watch list for the nation's best shooting guard
- Was a preseason pick on the All-SEC Second Team by the media and a first-team selection by the leagues coaches
- Has sunk at least one 3-pointer in 18 straight games
- Scored 18 points in UK's top-10 win over Miami, adding five rebounds
- Knocked down a 3-pointer in 18 straight games. Leads the team with 18.9 points per game
- Had 23 points, hitting a season-high tying 5 3s against Marshall with four rebounds
- Went for 15 points, five rebounds and four assists against Stonehill and 20 points with three 3s and three assists against St. Joe's
- Scored a team-high 24 points while pulling down eight boards vs. Kansas
- Drained five 3-pointers en route to a team-best 21 points while adding six boards in the win over A&M-Commerce
- Was the Co-Sixth Man of the Year in the SEC a season ago
- UK's returning leader in points per game (14.4), 3-pointers made (80), 3-point field-goal percentage (39.8%) and free-throw percentage (78.3%)

## Game-By-Game Statistics

Opponent	Date	GS	Min	FG-A	Pct.	3FG-A	Pct.	FT-A	Pct.	Off-Def-Tot	PF	Ast	TO	Blk	Stl	Pts
NEW MEXICO ST.	11/6	*	35	4-10	.400	2-6	.333	1-2	.500	0-2-2	0	1	1	0	2	11
A&M-COMMERCE	11/10	*	29	8-14	.571	5-8	.625	0-0	.000	0-6-6	2	2	0	0	0	21
vs. Kansas	11/14	*	34	7-25	.280	3-17	.176	7-7	1.000	3-5-8	2	1	1	0	0	24
STONEHILL	11/17	*	27	6-10	.600	3-6	.500	0-0	.000	1-4-5	0	4	2	0	0	15
ST. JOSEPH'S	11/20	*	32	7-9	.778	3-3	1.000	3-4	.750	0-5-5	0	3	0	1	0	20
MARSHALL	11/24	*	30	8-13	.615	5-7	.714	2-2	1.000	2-2-4	1	1	2	0	0	23
MIAMI	11/28	*	38	7-12	.583	1-3	.333	3-4	.750	2-3-5	1	1	1	0	1	18

## Career Statistics

Year	GP-GS	Min-Avg	FG-FGA	Pct	3FG-FGA	Pct	FT-FTA	Pct	Off-Def-Tot-Avg	PF-FO	Ast	TO	Blk	Stl	Pts	Avg
2019-20	31-3	693-22.4	81-211	.384	33-105	.314	27-41	.659	15-61-76-2.5	38-0	22	30	2	20	222	7.2
2020-21	25-24	751-30.0	110-259	.425	33-108	.306	58-76	.763	19-63-82-3.3	36-0	36	45	6	9	311	12.4
2021-22	33-33	1151-34.9	237-505	.469	76-195	.390	112-137	.818	19-98-117-3.5	59-2	60	77	15	36	662	20.1
2022-23	34-14	948-27.9	168-404	.416	80-201	.398	72-92	.783	13-59-72-2.1	70-1	37	50	6	14	488	14.4
2023-24	7-7	225-32.1	47-93	.505	22-50	.440	16-19	.842	8-27-35-5.0	6-0	13	7	1	3	132	18.9
<b>TOTAL</b>	<b>130-81</b>	<b>3768-29.0</b>	<b>643-1472</b>	<b>.437</b>	<b>244-659</b>	<b>.370</b>	<b>285-365</b>	<b>.781</b>	<b>74-308-382-2.9</b>	<b>209-3</b>	<b>168</b>	<b>209</b>	<b>30</b>	<b>82</b>	<b>1815</b>	<b>14.0</b>

# 13 GRANT DARBYSHIRE

So. | Guard | 6-3 | 190 | Cincinnati | Sycamore HS



## 2023-24 SEASON/CAREER HIGHS

<b>Points</b>		
Season	-	
Career	-	
<b>Rebounds</b>		
Season	-	
Career	-	
<b>Field Goals</b>		
Season	-	
Career	-	
<b>Field Goals Attempted</b>		
Season	-	
Career	-	
<b>3-Point Field Goals</b>		
Season	-	
Career	-	
<b>3-Point Field Goals Attempted</b>		
Season	-	
Career	-	
<b>Free Throws</b>		
Season	-	
Career	-	
<b>Free Throws Attempted</b>		
Season	-	
Career	-	
<b>Assists</b>		
Season	-	
Career	-	
<b>Steals</b>		
Season	-	
Career	-	
<b>Blocked Shots</b>		
Season	-	
Career	-	
<b>Minutes Played</b>		
Season	1, vs. MARSHALL (11/24/23)	
Career	1, vs. MARSHALL (11/24/23)	
<b>MISCELLANEOUS</b>		
	<b>2023-24</b>	<b>CAREER*</b>
Dunks	0	0
Double-Figure Scoring Games	0	0
Double-Figure Rebounding Games	0	0
Games With Double-Double	0	0
Games Led UK in Scoring	0	0
Games Led UK in Rebounding	0	0
Games Led UK in Assists	0	0
Games Led UK in Steals	0	0
Games Led UK in Blocks	0	0
Games With 3+ Assists	0	0
Games With 3+ Blocks	0	0
Games With 3+ Steals	0	0
Games With 3+ Three-Pointers	0	0

- Played in his first career game against Marshall
- Saw action in UK's exhibition win over Kentucky State
- Is UK's SAAC representative and also serves on the SEC Leadership Council
- Served as a captain for Sycamore as a senior and helped lead the team to the Greater Miami Conference championship
- Team amassed a 20-3 record, which was the best in school history
- Was a summa cum laude graduate and was also a National Merit Scholar Commended, a four-time All Conference Academic Team member and was a member of the National Honor Society, the Spanish National Honor Society

## Game-By-Game Statistics

Opponent	Date	GS	Min	FG-A	Pct.	3FG-A	Pct.	FT-A	Pct.	Off-Def-Tot	PF	Ast	TO	Blk	Stl	Pts
NEW MEXICO ST.	11/6															
A&M-COMMERCE	11/10															
vs. Kansas	11/14															
STONEHILL	11/17															
ST. JOSEPH'S	11/20															
MARSHALL	11/24	1		0-0	.000	0-0	.000	0-0	.000	0-0-0	0	0	0	0	0	0
MIAMI	11/28															

## Career Statistics

Year	GP-GS	Min-Avg	FG-FGA	Pct	3FG-FGA	Pct	FT-FTA	Pct	Off-Def-Tot-Avg	PF-FO	Ast	TO	Blk	Stl	Pts	Avg
2023-24	1-0	1-0.9	0-0	.000	0-0	.000	0-0	.000	0-0-0-0.0	0-0	0	0	0	0	0	0.0
Career	1-0	1-0.9	0-0	.000	0-0	.000	0-0	.000	0-0-0-0.0	0-0	0	0	0	0	0	0.0



# 14 BRENNAN CANADA

Gr. | Forward | 6-5 | 200 | Mt. Sterling, Ky. | George Rogers Clark HS



## 2023-24 SEASON/CAREER HIGHS

<b>Points</b>	Season	-
	Career	3, S. CAROLINA ST. (11/17/22)
<b>Rebounds</b>	Season	1, vs. NEW MEXICO ST. (11/6/23)
	Career	1, 3x, last NEW MEXICO ST. (11/6/23)
<b>Field Goals</b>	Season	-
	Career	1, 4x, last S. CAROLINA ST. (11/17/22)
<b>Field Goals Attempted</b>	Season	-
	Career	2, WESTERN KENTUCKY (12/22/21)
<b>3-Point Field Goals</b>	Season	-
	Career	1, S. CAROLINA ST. (11/17/22)
<b>3-Point Field Goals Attempted</b>	Season	-
	Career	1, 3x, last N. FLORIDA (11/23/22)
<b>Free Throws</b>	Season	-
	Career	-
<b>Free Throws Attempted</b>	Season	-
	Career	-
<b>Assists</b>	Season	1, vs. NEW MEXICO ST. (11/6/23)
	Career	1, 2x, last NEW MEXICO ST. (11/6/23)
<b>Steals</b>	Season	-
	Career	1, SOUTH CAROLINA (3/6/21)
<b>Blocked Shots</b>	Season	-
	Career	1, TENNESSEE (1/15/22)
<b>Minutes Played</b>	Season	1, 2x, last vs. MARSHALL (11/24/23)
	Career	3, HIGH POINT (12/31/21)
<b>MISCELLANEOUS</b>	<b>2023-24</b>	<b>CAREER</b>
Dunks	0	0
Double-Figure Scoring Games	0	0
Double-Figure Rebounding Games	0	0
Games With Double-Double	0	0
Games Led UK in Scoring	0	0
Games Led UK in Rebounding	0	0
Games Led UK in Assists	0	0
Games Led UK in Steals	0	0
Games Led UK in Blocks	0	1
Games With 3+ Assists	0	0
Games With 3+ Blocks	0	0
Games With 3+ Steals	0	0
Games With 3+ Three-Pointers	0	0

- Saw action vs. Marshall
- Had a rebound and an assist in the win over New Mexico State
- Graduate student with veteran presence on UK's young roster. Played 39 minutes in the Blue-White game, scoring five points
- Made his first career start last season on Senior Day against Vanderbilt
- Graduated with a degree in communication and is now pursuing a graduate degree in sport, fitness and recreation management
- Inducted into UK's Frank G. Ham Society of Character which honors student-athletes who have shown an extraordinary commitment to academic excellence, athletic participation, personal development, career preparation and serving as a role model

## Game-By-Game Statistics

Opponent	Date	GS	Min	FG-A	Pct.	3FG-A	Pct.	FT-A	Pct.	Off-Def-Tot	PF	Ast	TO	Blk	Stl	Pts
NEW MEXICO ST.	11/6	1	0-0	.000	0-0	.000	0-0	.000	0-1-1	0	1	0	0	0	0	0
A&M-COMMERCE	11/10	DNP - Coaches' Decision														
vs. Kansas	11/14	DNP - Coaches' Decision														
STONEHILL	11/17	DNP - Coaches' Decision														
ST. JOSEPH'S	11/20	DNP - Coaches' Decision														
MARSHALL	11/24	1	0-0	.000	0-0	.000	0-0	.000	0-0-0	0	0	0	0	0	0	0
MIAMI	11/28	DNP - Coaches Decision														

## Career Statistics

Year	GP-GS	Min-Avg	FG-FGA	Pct	3FG-FGA	Pct	FT-FTA	Pct	Off-Def-Tot-Avg	PF-FO	Ast	TO	Blk	Stl	Pts	Avg
2019-20	4-0	3-0.8	0-0	.000	0-0	.000	0-0	.000	0-0-0-0.0	0-0	0	1	0	0	0	0.0
2020-21	2-0	3-1.5	0-0	.000	0-0	.000	0-0	.000	0-0-0-0.0	0-0	0	2	0	1	0	0.0
2021-22	9-0	13-1.4	3-4	.750	0-1	.000	0-0	.000	1-0-1-0.1	0-0	1	0	1	0	6	0.7
2022-23	5-1	9-1.8	1-3	.333	1-3	.333	0-0	.000	0-1-1-0.2	0-0	0	0	0	0	3	0.6
2023-24	2-0	2-0.8	0-0	.000	0-0	.000	0-0	.000	0-1-1-0.5	0-0	1	0	0	0	0	0.0
<b>TOTAL</b>	<b>22-1</b>	<b>29-1.3</b>	<b>4-7</b>	<b>.571</b>	<b>1-4</b>	<b>.250</b>	<b>0-0</b>	<b>.000</b>	<b>1-2-3-0.1</b>	<b>0-0</b>	<b>2</b>	<b>3</b>	<b>1</b>	<b>1</b>	<b>9</b>	<b>0.4</b>

# 15 REED SHEPPARD

Fr. | Guard | 6-3 | 187 | London, Ky. | North Laurel HS



## 2023-24 SEASON/CAREER HIGHS

<b>Points</b>		
Season	25, vs. STONEHILL (11/17/23)	
Career	25, vs. STONEHILL (11/17/23)	
<b>Rebounds</b>		
Season	7, vs. MARSHALL (11/24/23)	
Career	7, vs. MARSHALL (11/24/23)	
<b>Field Goals</b>		
Season	9, vs. STONEHILL (11/17/23)	
Career	9, vs. STONEHILL (11/17/23)	
<b>Field Goals Attempted</b>		
Season	13, vs. MIAMI (11/28/23)	
Career	13, vs. MIAMI (11/28/23)	
<b>3-Point Field Goals</b>		
Season	7, vs. STONEHILL (11/17/23)	
Career	7, vs. STONEHILL (11/17/23)	
<b>3-Point Field Goals Attempted</b>		
Season	9, vs. MIAMI (11/28/23)	
Career	9, vs. MIAMI (11/28/23)	
<b>Free Throws</b>		
Season	3, vs. NEW MEXICO ST. (11/6/23)	
Career	3, vs. NEW MEXICO ST. (11/6/23)	
<b>Free Throws Attempted</b>		
Season	3, vs. NEW MEXICO ST. (11/6/23)	
Career	3, vs. NEW MEXICO ST. (11/6/23)	
<b>Assists</b>		
Season	7, vs. STONEHILL (11/17/23)	
Career	7, vs. STONEHILL (11/17/23)	
<b>Steals</b>		
Season	5, vs. ST. JOE'S (11/20/23)	
Career	5, vs. ST. JOE'S (11/20/23)	
<b>Blocked Shots</b>		
Season	2, 3x, last STONEHILL (11/17/23)	
Career	2, 3x, last STONEHILL (11/17/23)	
<b>Minutes Played</b>		
Season	30, vs. MIAMI (11/28/23)	
Career	30, vs. MIAMI (11/28/23)	
<b>MISCELLANEOUS</b>		
	<b>2023-24</b>	<b>CAREER*</b>
Dunks	1	1
Double-Figure Scoring Games	5	5
Double-Figure Rebounding Games	0	0
Games With Double-Double	0	0
Games Led UK in Scoring	2	2
Games Led UK in Rebounding	0	0
Games Led UK in Assists	1	1
Games Led UK in Steals	5	5
Games Led UK in Blocks	3	3
Games With 3+ Assists	4	4
Games With 3+ Blocks	0	0
Games With 3+ Steals	5	5
Games With 3+ Three-Pointers	3	3

- Was the star for UK against No. 8 Miami, leading UK with 21 points, going 5-of-9 from 3 with five rebounds, four assists and three steals
- Although he did not score, he made a huge impact in win vs. St. Joe's with five steals to lead the team, including two in overtime to help seal the victory
- Went for a season-high 25 points, on 9-of-10 shooting and 7 for 8 from deep. Added seven assists to go along with three rebounds and three steals vs. Stonehill
- Totaled 13 points and a game-high four steals against No. 1 Kansas
- UK was plus-23 with him on the floor in the win over A&M-Commerce. He contributed team highs in steals (3) and blocks (2)
- Provided a spark in an all-around effort in the win over New Mexico State. Contributed 12 points, five rebounds, two blocks, two steals and two assists in 21 minutes
- Mr. Kentucky Basketball in 2023 and finished high school career with 3,727 career points
- Ranked as high as No. 22 overall in the 2023 class by ESPN
- McDonald's All American and helped Team Ohio to win Junior International Championship in Italy and earned MVP honors after scoring 26 points in the title game
- Father, Jeff, was a two-time national champion and MVP of the '98 Final Four at Kentucky and mother, Stacey, was a 1,000-point scorer for the UK women's basketball team

## Game-By-Game Statistics

Opponent	Date	GS	Min	FG-A	Pct.	3FG-A	Pct.	FT-A	Pct.	Off-Def-Tot	PF	Ast	TO	Blk	Stl	Pts
NEW MEXICO ST.	11/6		21	4-6	.667	1-2	.500	3-3	1.000	0-5-5	1	2	0	2	2	12
A&M-COMMERCE	11/10		29	1-5	.200	1-3	.333	0-0	.000	0-3-3	1	1	1	2	3	3
vs. Kansas	11/14		16	4-5	.800	3-4	.750	2-2	1.000	0-0-0	3	1	2	0	4	13
STONEHILL	11/17		26	9-10	.900	7-8	.875	0-0	.000	0-3-3	2	7	1	2	3	25
ST. JOSEPH'S	11/20		25	0-1	.000	0-1	.000	0-0	.000	0-4-4	1	4	3	0	5	0
MARSHALL	11/24		26	4-6	.667	2-3	.667	2-2	1.000	0-7-7	1	6	1	0	2	12
MIAMI	11/28		30	8-13	.615	5-9	.556	0-0	.000	0-5-5	2	4	1	1	3	21

## Career Statistics

Year	GP-GS	Min-Avg	FG-FGA	Pct	3FG-FGA	Pct	FT-FTA	Pct	Off-Def-Tot-Avg	PF-FO	Ast	TO	Blk	Stl	Pts	Avg
2023-24	7-0	173-24.8	30-46	.652	19-30	.633	7-7	1.000	0-27-27-3.9	11-0	25	9	7	22	86	12.3
Career	7-0	173-24.8	30-46	.652	19-30	.633	7-7	1.000	0-27-27-3.9	11-0	25	9	7	22	86	12.3

# 20 JOEY HART

Fr. | Guard | 6-5 | 203 | Linton, Ind. | Linton-Stockton HS



## 2023-24 SEASON/CAREER HIGHS

<b>Points</b>		
Season	3, vs. MARSHALL (11/24/23)	
Career	3, vs. MARSHALL (11/24/23)	
<b>Rebounds</b>		
Season	-	
Career	-	
<b>Field Goals</b>		
Season	1, vs. MARSHALL (11/24/23)	
Career	1, vs. MARSHALL (11/24/23)	
<b>Field Goals Attempted</b>		
Season	2, vs. MARSHALL (11/24/23)	
Career	2, vs. MARSHALL (11/24/23)	
<b>3-Point Field Goals</b>		
Season	1, vs. MARSHALL (11/24/23)	
Career	1, vs. MARSHALL (11/24/23)	
<b>3-Point Field Goals Attempted</b>		
Season	1, vs. MARSHALL (11/24/23)	
Career	1, vs. MARSHALL (11/24/23)	
<b>Free Throws</b>		
Season	-	
Career	-	
<b>Free Throws Attempted</b>		
Season	-	
Career	-	
<b>Assists</b>		
Season	-	
Career	-	
<b>Steals</b>		
Season	-	
Career	-	
<b>Blocked Shots</b>		
Season	-	
Career	-	
<b>Minutes Played</b>		
Season	3, vs. MARSHALL (11/24/23)	
Career	3, vs. MARSHALL (11/24/23)	
<b>MISCELLANEOUS</b>		
Dunks	2023-24	CAREER*
	0	0
Double-Figure Scoring Games	0	0
Double-Figure Rebounding Games	0	0
Games With Double-Double	0	0
Games Led UK in Scoring	0	0
Games Led UK in Rebounding	0	0
Games Led UK in Assists	0	0
Games Led UK in Steals	0	0
Games Led UK in Blocks	0	0
Games With 3+ Assists	0	0
Games With 3+ Blocks	0	0
Games With 3+ Steals	0	0
Games With 3+ Three-Pointers	0	0

- Hit his first career 3 against Marshall in three minutes of action
- Made his collegiate debut against New Mexico State
- Saw action in both exhibition victories, playing seven total minutes
- Tallied six points and three assists in the Blue-White Game
- Won the Big Blue Madness dunk contest
- Averaged 23.6 points and shot better than 40% from 3-point range as a senior
- While playing on the Under Armour grassroots circuit prior to his senior season, the three-star prospect shot 45% from deep, averaging 19.8 points per contest

## Game-By-Game Statistics

Opponent	Date	GS	Min	FG-A	Pct.	3FG-A	Pct.	FT-A	Pct.	Off-Def-Tot	PF	Ast	TO	Blk	Stl	Pts
NEW MEXICO ST.	11/6	1		0-0	.000	0-0	.000	0-0	.000	0-0-0	0	0	0	0	0	0
A&M-COMMERCE	11/10	DNP - Coaches' Decision														
vs. Kansas	11/14	DNP - Coaches' Decision														
STONEHILL	11/17	1		0-0	.000	0-0	.000	0-0	.000	0-0-0	0	0	0	0	0	0
ST. JOSEPH'S	11/20	DNP - Coaches' Decision														
MARSHALL	11/24	3		1-2	.500	1-1	1.000	0-0	.000	0-0-0	0	0	0	0	0	3
MIAMI	11/28	DNP - Coaches' Decision														

## Career Statistics

Year	GP-GS	Min-Avg	FG-FGA	Pct	3FG-FGA	Pct	FT-FTA	Pct	Off-Def-Tot-Avg	PF-FO	Ast	TO	Blk	Stl	Pts	Avg
2023-24	3-0	5-1.08	1-2	.500	1-1	1.000	0-0	.000	0-0-0-0.0	0-0	0	0	0	0	3	1.0
Career	3-0	5-1.08	1-2	.500	1-1	1.000	0-0	.000	0-0-0-0.0	0-0	0	0	0	0	3	1.0



# 21 D.J. WAGNER

Fr. | Guard | 6-4 | 192 | Camden, N.J. | Camden HS



## 2023-24 SEASON/CAREER HIGHS

<b>Points</b>	Season	28, vs. MARSHALL (11/24/23)
	Career	28, vs. MARSHALL (11/24/23)
<b>Rebounds</b>	Season	5, vs. STONEHILL (11/17/23)
	Career	5, vs. STONEHILL (11/17/23)
<b>Field Goals</b>	Season	10, vs. MARSHALL (11/24/23)
	Career	10, vs. MARSHALL (11/24/23)
<b>Field Goals Attempted</b>	Season	17, vs. ST. JOE'S (11/20/23)
	Career	17, vs. ST. JOE'S (11/20/23)
<b>3-Point Field Goals</b>	Season	3, vs. STONEHILL (11/17/23)
	Career	3, vs. STONEHILL (11/17/23)
<b>3-Point Field Goals Attempted</b>	Season	8, vs. STONEHILL (11/17/23)
	Career	8, vs. STONEHILL (11/17/23)
<b>Free Throws</b>	Season	7, vs. ST. JOE'S (11/20/23)
	Career	7, vs. ST. JOE'S (11/20/23)
<b>Free Throws Attempted</b>	Season	8, vs. ST. JOE'S (11/20/23)
	Career	8, vs. ST. JOE'S (11/20/23)
<b>Assists</b>	Season	6, vs. ST. JOE'S (11/20/23)
	Career	6, vs. ST. JOE'S (11/20/23)
<b>Steals</b>	Season	3, 2x, last, vs. MARSHALL (11/24/23)
	Career	3, 2x, last, vs. MARSHALL (11/24/23)
<b>Blocked Shots</b>	Season	2, vs. STONEHILL (11/17/23)
	Career	2, vs. STONEHILL (11/17/23)
<b>Minutes Played</b>	Season	36, vs. ST. JOE'S (11/20/23)
	Career	36, vs. ST. JOE'S (11/20/23)
<b>MISCELLANEOUS</b>	<b>2023-24</b>	<b>CAREER*</b>
Dunks	1	1
Double-Figure Scoring Games	4	4
Double-Figure Rebounding Games	0	0
Games With Double-Double	0	0
Games Led UK in Scoring	2	2
Games Led UK in Rebounding	1	1
Games Led UK in Assists	1	1
Games Led UK in Steals	2	2
Games Led UK in Blocks	1	1
Games With 3+ Assists	5	5
Games With 3+ Blocks	0	0
Games With 3+ Steals	2	2
Games With 3+ Three-Pointers	1	1

- On the Bob Cousy Award preseason watch list for the nation's best point guard
- Named the SEC Freshman of the Week on Nov. 27 after averaging 25.0 points per game in wins over Marshall and Saint Joseph's
- Career game vs. Marshall with 28 points with a career-best 10 field goals, two 3s and a career-high-tying three steals
- Great game vs. St. Joe's with 22 points, five rebounds, six assists and a 3-pointer in 36 minutes of play
- Logged 13 points, four assists and a team-high three steals in the win over New Mexico State
- Rated as high as No. 4 overall by both ESPN and 247Sports
- McDonald's All American Game and Jordan Brand Classic MVP
- Three-time Gatorade New Jersey Player of the Year
- Iverson Classic National High School Player of the Year
- Stephen Jackson Community Leadership Award winner
- Father, Dajuan, played for John Calipari at Memphis and was later drafted by the Cleveland Cavaliers
- Brother, Kareem Watkins, is also on UK's roster

## Game-By-Game Statistics

Opponent	Date	GS	Min	FG-A	Pct.	3FG-A	Pct.	FT-A	Pct.	Off-Def-Tot	PF	Ast	TO	Blk	Stl	Pts
NEW MEXICO ST.	11/6	*	27	6-13	.462	1-5	.200	0-1	.000	0-2-2	1	4	1	0	3	13
A&M-COMMERCE	11/10	*	32	5-13	.385	0-1	.000	1-1	1.000	0-0-0	0	3	1	0	1	11
vs. Kansas	11/14	*	25	1-12	.083	0-3	.000	2-4	.500	0-2-2	2	1	0	0	1	4
STONEHILL	11/17	*	26	3-9	.333	3-8	.375	0-0	.000	0-5-5	1	3	3	2	1	9
ST. JOSEPH'S	11/20	*	36	7-17	.412	1-4	.250	7-8	.875	1-2-3	2	6	3	1	1	22
MARSHALL	11/24	*	26	10-14	.714	2-5	.400	6-7	.857	0-1-1	3	5	1	1	3	28
MIAMI	11/28	*	10	1-3	.333	0-2	.000	3-4	.750	0-0-0	0	1	0	1	0	5

## Career Statistics

Year	GP-GS	Min-Avg	FG-FGA	Pct	3FG-FGA	Pct	FT-FTA	Pct	Off-Def-Tot-Avg	PF-FO	Ast	TO	Blk	Stl	Pts	Avg
2023-24	7-7	182-26.0	33-81	.407	7-28	.250	19-25	.760	1-12-13-1.9	9-0	23	9	5	10	92	13.1
Career	7-7	182-26.0	33-81	.407	7-28	.250	19-25	.760	1-12-13-1.9	9-0	23	9	5	10	92	13.1

# 22 WALKER HORN

So. | Guard | 6-3 | 190 | Austin, Texas | Westlake HS



## 2023-24 SEASON/CAREER HIGHS

<b>Points</b>		
Season	-	
Career	-	
<b>Rebounds</b>		
Season	-	
Career	1, S. CAROLINA ST. (11/17/22)	
<b>Field Goals</b>		
Season	-	
Career	-	
<b>Field Goals Attempted</b>		
Season	-	
Career	1, NORTH FLORIDA (11/23/22)	
<b>3-Point Field Goals</b>		
Season	-	
Career	-	
<b>3-Point Field Goals Attempted</b>		
Season	-	
Career	1, NORTH FLORIDA (11/23/22)	
<b>Free Throws</b>		
Season	-	
Career	-	
<b>Free Throws Attempted</b>		
Season	-	
Career	-	
<b>Assists</b>		
Season	-	
Career	1, S. CAROLINA ST. (11/17/22)	
<b>Steals</b>		
Season	-	
Career	-	
<b>Blocked Shots</b>		
Season	-	
Career	-	
<b>Minutes Played</b>		
Season	1, 2x, last vs. MARSHALL (11/24/23)	
Career	2, 4x, last AUBURN (2/25/23)	
<b>MISCELLANEOUS</b>		
	<b>2023-24</b>	<b>CAREER*</b>
Dunks	0	0
Double-Figure Scoring Games	0	0
Double-Figure Rebounding Games	0	0
Games With Double-Double	0	0
Games Led UK in Scoring	0	0
Games Led UK in Rebounding	0	0
Games Led UK in Assists	0	0
Games Led UK in Steals	0	0
Games Led UK in Blocks	0	0
Games With 3+ Assists	0	0
Games With 3+ Blocks	0	0
Games With 3+ Steals	0	0
Games With 3+ Three-Pointers	0	0

- Saw action vs. Marshall
- Played one minute of the win over New Mexico State
- Appeared in four games as a freshman
- Son of Darrin Horn, the current head men's basketball coach at Northern Kentucky University
- State semifinalist at Westlake as a senior and the team had a 38-2 record
- Averaged 9.3 points, 5.2 assists and 2.4 rebounds as a senior
- Graduated cum laude and was a recipient of a Kentucky Provost Academic Scholarship

## Game-By-Game Statistics

Opponent	Date	GS	Min	FG-A	Pct.	3FG-A	Pct.	FT-A	Pct.	Off-Def-Tot	PF	Ast	TO	Blk	Stl	Pts
NEW MEXICO ST.	11/6	1		0-0	.000	0-0	.000	0-0	.000	0-0-0	0	0	0	0	0	0
A&M-COMMERCE	11/10	DNP - Coaches' Decision														
vs. Kansas	11/14	DNP - Coaches' Decision														
STONEHILL	11/17	DNP - Coaches' Decision														
ST. JOSEPH'S	11/20	DNP - Coaches' Decision														
MARSHALL	11/24	1		0-0	.000	0-0	.000	0-0	.000	0-0-0	0	0	0	0	0	0
MIAMI	11/28	DNP - Coaches' Decision														

## Career Statistics

Year	GP-GS	Min-Avg	FG-FGA	Pct	3FG-FGA	Pct	FT-FTA	Pct	Off-Def-Tot-Avg	PF-FO	Ast	TO	Blk	Stl	Pts	Avg
2022-23	4-0	8-2.0	0-1	.000	0-1	.000	0-0	.000	0-1-1-0.3	1-0	1	4	0	0	0	0.0
2023-24	2-0	2-0.8	0-0	.000	0-0	.000	0-0	.000	0-0-0-0.0	0-0	0	0	0	0	0	0.0
<b>TOTAL</b>	<b>6-0</b>	<b>10-1.86</b>	<b>0-1</b>	<b>.000</b>	<b>0-1</b>	<b>.000</b>	<b>0-0</b>	<b>.000</b>	<b>0-1-1-0.2</b>	<b>1-0</b>	<b>1</b>	<b>4</b>	<b>0</b>	<b>0</b>	<b>0</b>	<b>0.0</b>

# 23 JORDAN BURKS

Fr. | Forward | 6-8 | 202 | Decatur, Ala. | Overtime Elite



## 2023-24 SEASON/CAREER HIGHS

<b>Points</b>		
Season	7, vs. NEW MEXICO ST. (11/6/23)	
Career	7, vs. NEW MEXICO ST. (11/6/23)	
<b>Rebounds</b>		
Season	5, 2x, last vs. MARSHALL (11/24/23)	
Career	5, 2x, last vs. MARSHALL (11/24/23)	
<b>Field Goals</b>		
Season	3, vs. NEW MEXICO ST. (11/6/23)	
Career	3, vs. NEW MEXICO ST. (11/6/23)	
<b>Field Goals Attempted</b>		
Season	4 vs. MARSHALL (11/24/23)	
Career	4 vs. MARSHALL (11/24/23)	
<b>3-Point Field Goals</b>		
Season	1, vs. NEW MEXICO ST. (11/6/23)	
Career	1, vs. NEW MEXICO ST. (11/6/23)	
<b>3-Point Field Goals Attempted</b>		
Season	2, vs. Kansas (11/14/23)	
Career	2, vs. Kansas (11/14/23)	
<b>Free Throws</b>		
Season	1, vs. MIAMI (11/28/23)	
Career	1, vs. MIAMI (11/28/23)	
<b>Free Throws Attempted</b>		
Season	1, 3x, last vs. MIAMI (11/28/23)	
Career	1, 3x, last vs. MIAMI (11/28/23)	
<b>Assists</b>		
Season	2, vs. Kansas (11/14/23)	
Career	2, vs. Kansas (11/14/23)	
<b>Steals</b>		
Season	1, 2x, last vs. MARSHALL (11/24/23)	
Career	1, 2x, last vs. MARSHALL (11/24/23)	
<b>Blocked Shots</b>		
Season	1, 2x, last vs. MARSHALL (11/24/23)	
Career	1, 2x, last vs. MARSHALL (11/24/23)	
<b>Minutes Played</b>		
Season	16, vs. STONEHILL (11/17/23)	
Career	16, vs. STONEHILL (11/17/23)	
<b>MISCELLANEOUS</b>		
	<b>2023-24</b>	<b>CAREER*</b>
Dunks	2	2
Double-Figure Scoring Games	0	0
Double-Figure Rebounding Games	0	0
Games With Double-Double	0	0
Games Led UK in Scoring	0	0
Games Led UK in Rebounding	0	0
Games Led UK in Assists	0	0
Games Led UK in Steals	0	0
Games Led UK in Blocks	0	0
Games With 3+ Assists	0	0
Games With 3+ Blocks	0	0
Games With 3+ Steals	0	0
Games With 3+ Three-Pointers	0	0

- Logged five points and an assist in nine minutes vs. No. 10 Miami
- Had five boards, a block and a steal in 14 minutes vs. Marshall
- Pulled down four boards while handing out two assists as UK was plus-19 with him on the floor against No. 1 Kansas
- Chipped in with seven points, three rebounds and a steal in 12 minutes off the bench in the win over New Mexico State
- Averaged 5.0 points and 4.5 rebounds in 17.5 minutes per game in the two exhibitions
- Posted 20 points and added five rebounds in the Blue-White Game
- Notched averages of 4.3 points and 3.8 rebounds per game at the GLOBAL JAM playing in an undersized backup center role
- An explosive scorer at Overtime Elite and led the league with 27.1 points per game in 2022-23. Also contributed 7.5 rebounds, 2.9 assists and 1.4 steals per game
- Scored 20 or more points in all but one game and had a season high of 42 against OTE competition

## Game-By-Game Statistics

Opponent	Date	GS	Min	FG-A	Pct.	3FG-A	Pct.	FT-A	Pct.	Off-Def-Tot	PF	Ast	TO	Blk	Stl	Pts
NEW MEXICO ST.	11/6	12	3-3	1.000	1-1	1.000	0-1	.000	3-0-3	1	0	0	0	0	1	7
A&M-COMMERCE	11/10	15	0-1	.000	0-0	.000	0-0	.000	2-3-5	4	0	0	0	0	0	0
vs. Kansas	11/14	10	0-2	.000	0-2	.000	0-0	.000	1-3-4	2	2	0	0	0	0	0
STONEHILL	11/17	16	1-1	1.000	0-0	.000	0-0	.000	0-4-4	2	0	1	0	0	0	2
ST. JOSEPH'S	11/20	6	0-0	.000	0-0	.000	0-1	.000	0-1-1	1	0	2	1	0	0	0
MARSHALL	11/24	14	1-4	.250	0-0	.000	0-0	.000	2-3-5	1	0	0	1	1	1	2
MIAMI	11/28	9	2-2	1.000	0-0	.000	1-1	1.000	0-0-0	1	1	0	0	0	0	5

## Career Statistics

Year	GP-GS	Min-Avg	FG-FGA	Pct	3FG-FGA	Pct	FT-FTA	Pct	Off-Def-Tot-Avg	PF-FO	Ast	TO	Blk	Stl	Pts	Avg
2023-24	7-0	83-11.9	7-13	.538	1-3	.333	1-3	.333	8-14-22-3.1	12-0	3	3	2	2	16	2.3
Career	7-0	83-11.9	7-13	.538	1-3	.333	1-3	.333	8-14-22-3.1	12-0	3	3	2	2	16	2.3



# 25 KAREEM WATKINS

Sr. | Guard | 5-8 | 175 | Camden, N.J. | Kingsway Regional HS



## 2023-24 SEASON/CAREER HIGHS

Season	-	Career	-
<b>Rebounds</b>			
Season	-	Career	1, 3x, last CENTRAL MICH. (11/29/21)
<b>Field Goals</b>			
Season	-	Career	-
<b>Field Goals Attempted</b>			
Season	-	Career	1, 2x, last AUBURN (2/25/23)
<b>3-Point Field Goals</b>			
Season	-	Career	-
<b>3-Point Field Goals Attempted</b>			
Season	-	Career	1, AUBURN (2/25/23)
<b>Free Throws</b>			
Season	-	Career	-
<b>Free Throws Attempted</b>			
Season	-	Career	-
<b>Assists</b>			
Season	1, vs. MARSHALL (11/24/23)	Career	1, 4x, last MARSHALL (11/24/23)
<b>Steals</b>			
Season	-	Career	1, 2x, last HIGH POINT (12/31/21)
<b>Blocked Shots</b>			
Season	-	Career	-
<b>Minutes Played</b>			
Season	1, 2x, last vs. MARSHALL (11/24/23)	Career	3, HIGH POINT (12/31/21)
<b>MISCELLANEOUS</b>			
	2023-24	CAREER	
Dunks	0	0	
Double-Figure Scoring Games	0	0	
Double-Figure Rebounding Games	0	0	
Games With Double-Double	0	0	
Games Led UK in Scoring	0	0	
Games Led UK in Rebounding	0	0	
Games Led UK in Assists	0	0	
Games Led UK in Steals	0	0	
Games Led UK in Blocks	0	0	
Games With 3+ Assists	0	0	
Games With 3+ Blocks	0	0	
Games With 3+ Steals	0	0	
Games With 3+ Three-Pointers	0	0	

- Played and had an assist vs. Marshall
- Saw action in the win over New Mexico State
- Has appeared in 15 career games
- Appeared in all 26 games for Kingsway Regional during his senior season
- Averaged 8.7 points per game and notched 11 double-figure scoring efforts
- Stepfather, Dajuan, played for John Calipari at Memphis
- Brother, D.J., is also on UK's roster

## Game-By-Game Statistics

Opponent	Date	GS	Min	FG-A	Pct.	3FG-A	Pct.	FT-A	Pct.	Off-Def-Tot	PF	Ast	TO	Blk	Stl	Pts
NEW MEXICO ST.	11/6	1		0-0	.000	0-0	.000	0-0	.000	0-0-0	0	0	0	0	0	0
A&M-COMMERCE	11/10			DNP - Coaches' Decision												
vs. Kansas	11/14			DNP - Coaches' Decision												
STONEHILL	11/17			DNP - Coaches' Decision												
ST. JOSEPH'S	11/20			DNP - Coaches' Decision												
MARSHALL	11/24	1		0-0	.000	0-0	.000	0-0	.000	0-0-0	0	1	0	0	0	0
MIAMI	11/28			DNP - Coaches Decision												

## Career Statistics

Year	GP-GS	Min-Avg	FG-FGA	Pct	3FG-FGA	Pct	FT-FTA	Pct	Off-Def-Tot-Avg	PF-FO	Ast	TO	Blk	Stl	Pts	Avg
2020-21	1-0	2-2.0	0-0	.000	0-0	.000	0-0	.000	0-0-0-0.0	0-0	0	0	0	0	0	0.0
2021-22	9-0	13-1.4	0-1	.000	0-0	.000	0-0	.000	1-2-3-0.3	2-0	2	3	0	2	0	0.0
2022-23	4-0	8-2.0	0-1	.000	0-1	.000	0-0	.000	0-0-0-0.0	0-0	1	1	0	0	0	0.0
2023-24	2-0	2-0.8	0-0	.000	0-0	.000	0-0	.000	0-0-0-0.0	0-0	1	0	0	0	0	0.0
<b>TOTAL</b>	<b>15-0</b>	<b>24-1.5</b>	<b>0-2</b>	<b>.000</b>	<b>0-1</b>	<b>.000</b>	<b>0-0</b>	<b>.000</b>	<b>1-2-3-0.2</b>	<b>2-0</b>	<b>4</b>	<b>4</b>	<b>0</b>	<b>2</b>	<b>0</b>	<b>0.0</b>



## 2023-24 SEASON/CAREER HIGHS

<b>Points</b>		
Season	-	
Career	9, DUQUESNE (11/11/22)	
<b>Rebounds</b>		
Season	-	
Career	10, 2x, last N. FLORIDA (11/23/22)	
<b>Field Goals</b>		
Season	-	
Career	4, DUQUESNE (11/11/22)	
<b>Field Goals Attempted</b>		
Season	-	
Career	7, 2x, last N. FLORIDA (11/23/22)	
<b>3-Point Field Goals</b>		
Season	-	
Career	-	
<b>3-Point Field Goals Attempted</b>		
Season	-	
Career	-	
<b>Free Throws</b>		
Season	-	
Career	2, vs. Michigan (12/4/22)	
<b>Free Throws Attempted</b>		
Season	-	
Career	2, 3x, last vs. Michigan (12/4/22)	
<b>Assists</b>		
Season	-	
Career	1, 2x, last DUQUESNE (11/11/22)	
<b>Steals</b>		
Season	-	
Career	1, 3x, last AUBURN (2/25/23)	
<b>Blocked Shots</b>		
Season	-	
Career	4, HOWARD (11/7/22)	
<b>Minutes Played</b>		
Season	-	
Career	20, HOWARD (11/7/22)	
<b>MISCELLANEOUS</b>		
	<b>2023-24</b>	<b>CAREER*</b>
Dunks	0	4
Double-Figure Scoring Games	0	0
Double-Figure Rebounding Games	0	2
Games With Double-Double	0	0
Games Led UK in Scoring	0	0
Games Led UK in Rebounding	0	1
Games Led UK in Assists	0	0
Games Led UK in Steals	0	0
Games Led UK in Blocks	0	4
Games With 3+ Assists	0	0
Games With 3+ Blocks	0	4
Games With 3+ Steals	0	0
Games With 3+ Three-Pointers	0	0

- Out with a foot injury
- Averaged 2.5 points and 2.6 rebounds in 16 appearances as a freshman a year ago
- Reclassified to the 2022 class and ranked as a top-25 prospect in the 2023 class by all of the major scouting services
- Joined Putnam in January and the squad was a perfect 20-0 with Onyenso on the roster, including winning a national championship
- Averaged 11.4 points, 9.0 rebounds and 5.7 blocks per game as a junior and also shot 64.4% from the floor and had five games with at least 10 blocked shots
- In February of 2020, he became one of the youngest players ever to make the senior men's Nigerian National Team
  - Scored 10 points on 5-of-8 shooting and had four rebounds and two blocks in 16 minutes in a 96-69 win over Uganda

## Game-By-Game Statistics

Opponent	Date	GS	Min	FG-A	Pct.	3FG-A	Pct.	FT-A	Pct.	Off-Def-Tot	PF	Ast	TO	Blk	Stl	Pts
NEW MEXICO ST.	11/6				DNP - Injury (foot)											
A&M-COMMERCE	11/10				DNP - Injury (foot)											
vs. Kansas	11/14				DNP - Injury (foot)											
STONEHILL	11/17				DNP - Injury (foot)											
ST. JOSEPH'S	11/20				DNP - Injury (foot)											
MARSHALL	11/24				DNP - Injury (foot)											
MIAMI	11/28				DNP - Injury (foot)											

## Career Statistics

Year	GP-GS	Min-Avg	FG-FGA	Pct	3FG-FGA	Pct	FT-FTA	Pct	Off-Def-Tot-Avg	PF-FO	Ast	TO	Blk	Stl	Pts	Avg
2022-23	16-0	111-6.9	18-34	.529	0-0	.000	4-7	.571	18-24-42-2.6	8-0	2	4	16	3	40	2.5
2023-24																
<b>TOTAL</b>	<b>16-0</b>	<b>111-6.9</b>	<b>18-34</b>	<b>.529</b>	<b>0-0</b>	<b>.000</b>	<b>4-7</b>	<b>.571</b>	<b>18-24-42-2.6</b>	<b>8-0</b>	<b>2</b>	<b>4</b>	<b>16</b>	<b>3</b>	<b>40</b>	<b>2.5</b>





# BOX SCORES

## GAME 1

#16/16 KENTUCKY 86, NEW MEXICO STATE 46



Official Basketball Box Score - Final  
New Mexico St. at Kentucky  
11/10/23 Rupp Arena, Lexington  
2023-24 Men's Basketball

Game Time: 8:00 PM  
Game Duration: 1:43  
Attendance: 18,438

Officials: Pat Adams, Josue Nieves, Landon Brandes

New Mexico St. - 46		Record: 0-1										Shooting By Period								
NO.	Name	Min	FG	3P	FT	Rebounds	Fouls	TP	AS	TO	ST	Blocks	BS	BA	+	-	1st FG%	2nd FG%	3rd FG%	FT%
1	Kaosi Ezeagu	F 19:06	2-3	0-0	0-0	0 3 3	2 2	2	4	0	2	0	0	0	-17		1st FG% 10-31 32.3%			
25	Clarence "Monzy" Jackson	F 20:15	3-10	0-3	0-0	3 3 6	3 1	6	2	3	1	0	1	-17		3PT% 4-13 30.8%				
0	Jaylin Jackson-Posey	G 31:35	4-8	2-4	0-0	0 8 8	1 2	10	6	7	0	0	0	-24		FT% 5-5 100.0%				
3	Christian Cook	G 33:14	3-12	2-7	2-2	0 4 4	2 1	10	0	1	1	0	0	-40		2nd FG% 8-25 32.0%				
13	Jaden Harris	G 30:46	1-6	0-3	0-0	1 1 2	1 2	2	1	1	0	0	0	-29		3PT% 1-10 10.0%				
2	Antonio Rawls	G 24:25	1-6	1-2	0-0	0 0 0	1 2	3	0	3	0	0	0	-27		GM FG% 18-56 32.1%				
24	Jonathan Kanyanga	F 17:12	1-1	0-0	0-0	0 5 5	2 0	2	0	1	0	0	0	-22		3PT% 5-23 21.7%				
21	Robert Carpenter	G 23:28	3-10	0-4	3-3	2 1 3	4 3	9	2	0	0	1	0	-24		FT% 5-5 100.0%				
Team						0 2 2		0		0						Dead Ball Rebounds: 0, 0				
Totals			18-56	5-23	5-5	6 27 33	16 11	46	10	18	2	2	3	-40						

Technical Fouls: NONE

Kentucky - 86		Record: 1-0										Shooting By Period								
NO.	Name	Min	FG	3P	FT	Rebounds	Fouls	TP	AS	TO	ST	Blocks	BS	BA	+	-	1st FG%	2nd FG%	3rd FG%	FT%
4	Tre Mitchell	F 35:28	3-8	0-3	3-4	3 6 9	1 4	9	5	0	1	0	1	36		1st FG% 12-31 38.7%				
1	Justin Edwards	G 27:32	5-11	2-5	0-0	1 4 5	3 0	12	1	3	2	0	1	24		3PT% 4-13 30.8%				
3	Adou Thiero	G 19:38	1-3	0-1	3-5	1 6 7	2 3	5	0	1	0	1	0	7		FT% 9-12 75%				
12	Antonio Reeves	G 34:51	4-10	2-6	1-2	0 2 2	0 1	11	1	1	2	0	0	38		2nd FG% 20-34 58.8%				
21	D.J. Wagner	G 26:54	6-13	1-5	0-1	0 2 2	1 3	13	4	1	3	0	0	22		3PT% 5-16 31.3%				
0	Rob Dillingham	G 19:28	6-11	2-6	3-3	0 5 5	2 3	17	3	0	2	0	0	24		FT% 4-7 57.1%				
15	Reed Sheppard	G 20:57	4-6	1-2	3-3	0 5 5	1 1	12	2	0	2	0	0	17		GM FG% 32-65 49.2%				
23	Jordan Burks	G 12:12	3-3	1-1	0-1	3 0 3	1 1	7	0	0	0	1	0	20		3PT% 9-29 31.0%				
14	Brennan Canada	G 00:46	0-0	0-0	0-0	0 1 1	0 0	0	0	0	0	0	0	3		FT% 13-19 68.4%				
20	Joey Hart	G 00:46	0-0	0-0	0-0	0 0 0	0 0	0	0	0	0	0	0	3		Dead Ball Rebounds: 1, 0				
22	Walker Horn	G 00:46	0-0	0-0	0-0	0 0 0	0 0	0	0	0	0	0	0	3						
15	Kareem Watkins	G 00:46	0-0	0-0	0-0	0 0 0	0 0	0	0	0	0	0	0	3						
Team						3 1 4		0		0										
Totals			32-65	9-29	13-19	11 32 43	11 16	86	17	6	13	3	2	-40						

Technical Fouls: NONE

Biggest lead		Points from		Turnovers		Period by Period Scoring	
4	(1st 17:49)	40	(2nd 0:07)	6	24	1st	2nd
Best Scoring Run	6 (1st 17:49)	17	(2nd 0:07)	20	46	29	17
Lead Changes	2	Second Chance	7	13	46		
Times Tied	0	Fast Breaks	7	25	UKY	37	49
Time with Lead	03:01	Bench	14	36	86		

## GAME 2

#16/16 KENTUCKY 81, TEXAS A&M-COMMERCE 61



Official Basketball Box Score - Final  
Tex. A&M-Commerce at Kentucky  
11/10/23 Rupp Arena, Lexington  
2023-24 Men's Basketball

Game Time: 7:00 PM  
Game Duration: 1:41  
Attendance: 19,946

Officials: Jason Baker, Patrick Evans, Bharat Ramanani

Tex. A&M-Commerce - 61		Record: 0-3										Shooting By Period								
NO.	Name	Min	FG	3P	FT	Rebounds	Fouls	TP	AS	TO	ST	Blocks	BS	BA	+	-	1st FG%	2nd FG%	3rd FG%	FT%
24	Jerome Brewer, Jr.	F 32:43	4-6	3-4	1-2	0 4 4	2 1	12	2	0	0	0	0	-12		1st FG% 11-30 36.7%				
2	Kalen Williams	G 33:31	8-14	1-4	2-2	1 3 4	2 2	19	4	4	0	2	16		3PT% 5-17 29.4%					
3	Tommie Lewis	G 26:40	6-11	5-8	1-2	0 4 4	1 1	18	1	3	1	0	0	-13		FT% 3-6 50.0%				
10	Alonzo Dodd	G 24:16	2-5	0-0	1-5	2 0 2	1 4	5	2	2	0	0	0	-6		2nd FG% 12-26 46.2%				
11	Khalq Abdul-Mateen	G 19:31	0-3	0-0	0-0	2 2 2	2 0	0	0	0	0	0	0	-11		3PT% 5-10 50.0%				
0	Zondrick Garrett	G 19:08	2-8	0-2	0-0	2 3 5	1 2	4	0	1	0	1	0	-9		GM FG% 23-56 41.1%				
1	James "Pop" Weathers	G 16:43	0-4	0-2	0-0	0 0 0	0 0	0	2	1	0	0	0	-17		3PT% 10-27 37.0%				
30	Evon Phelps	F 17:51	1-5	1-4	0-0	1 2 3	0 0	3	1	2	0	0	0	-11		FT% 5-11 45.5%				
23	KC Ugwuakazi	G 07:37	0-0	0-0	0-0	0 0 0	0 0	0	0	0	0	0	0	-5		Dead Ball Rebounds: 4, 1				
Team						2 2 4		0		0										
Totals			23-56	10-27	5-11	8 25 33	12 10	61	12	14	1	2	3	-20						

Technical Fouls: NONE

Kentucky - 81		Record: 2-0										Shooting By Period								
NO.	Name	Min	FG	3P	FT	Rebounds	Fouls	TP	AS	TO	ST	Blocks	BS	BA	+	-	1st FG%	2nd FG%	3rd FG%	FT%
4	Tre Mitchell	F 31:45	8-11	1-2	1-1	2 6 8	0 3	18	1	0	3	1	0	11		1st FG% 14-32 43.8%				
0	Rob Dillingham	G 29:55	4-13	1-6	3-4	1 4 5	2 3	12	4	1	1	0	1	18		3PT% 4-12 33.3%				
1	Justin Edwards	G 33:19	6-10	0-3	4-4	3 4 7	1 2	16	1	0	0	0	0	24		FT% 6-6 100%				
12	Antonio Reeves	G 29:16	8-14	5-8	0-0	0 6 6	2 0	21	2	0	0	0	0	9		2nd FG% 18-35 51.4%				
21	D.J. Wagner	G 32:00	5-13	0-1	1-1	0 0 0	0 3	11	3	1	1	0	0	10		3PT% 4-11 36.4%				
15	Reed Sheppard	G 28:49	1-5	1-3	0-0	0 3 3	1 1	3	1	1	3	2	0	23		FT% 3-4 75%				
23	Jordan Burks	G 14:56	0-1	0-0	0-0	2 3 5	4 0	0	0	0	0	0	0	5		GM FG% 32-67 47.8%				
Team						1 1 2		0		0						FT% 9-10 90.0%				
Totals			32-67	8-23	9-10	9 27 36	10 12	81	12	3	8	3	2	-20		Dead Ball Rebounds: 1, 0				

Technical Fouls: NONE

Biggest lead		Points from		Turnovers		Period by Period Scoring	
13	(1st 13:28)	22	(2nd 1:31)	7	17	1st	2nd
Best Scoring Run	8 (1st 17:51)	9	(2nd 14:42)	26	42	30	31
Lead Changes	1	Second Chance	7	13	61		
Times Tied	0	Fast Breaks	1	23	UKY	38	43
Time with Lead	11:20	Bench	7	3	81		

## GAME 3

#1/1 KANSAS 89, #17/16 KENTUCKY 84



Official Basketball Box Score - Final  
Kentucky at Kansas  
11/14/23 United Center, Chicago  
2023-24 Men's Basketball

Game Time: 8:30 PM  
Game Duration: 2:14  
Attendance: 18,780

Officials: Terry Olesby, Ron Grower, Keith Kimble

Kentucky - 84		Record: 2-1										Shooting By Period								
NO.	Name	Min	FG	3P	FT	Rebounds	Fouls	TP	AS	TO	ST	Blocks	BS	BA	+	-	1st FG%	2nd FG%	3rd FG%	FT%
4	Tre Mitchell	F 39:12	2-4	1-1	3-7	2 4 6	4 6	8	3	0	2	2	0	-3		1st FG% 15-42 35.7%				
1	Justin Edwards	G 29:00	0-6	0-3	1-2	1 3 4	2 1	1	2	2	0	1	1	4		3PT% 9-23 39.1%				
3	Adou Thiero	G 30:37	5-10	1-3	5-6	6 7 13	2 4	16	1	1	0	0	0	-26		FT% 9-11 81.8%				
12	Antonio Reeves	G 34:01	7-25	3-17	7-7	3 5 8	2 5	24	1	1	0	0	0	-14		2nd FG% 10-34 29.4%				
21	D.J. Wagner	G 25:11	1-12	0-3	2-4	0 2 2	2 3	4	1	0	1	0	0	-23		3PT% 3-15 20.0%				
0	Rob Dillingham	G 16:04	6-12	4-5	2-2	0 2 2	5 2	18	3	2	2	0	0	15		FT% 13-19 68.4%				
23	Jordan Burks	G 10:11	0-2	0-0	0-0	1 3 4	2 1	0	2	0	0	0	0	-19		3PT% 3-15 20.0%				
15	Reed Sheppard	G 15:43	4-5	3-4	2-2	0 0 0	3 1	13	1	2	4	0	0	3		GM FG% 25-76 32.9%				
Team						2 1 3		0		0						FT% 22-30 73.3%				
Totals			25-76	12-38	22-30	15 27 42	22													

# BOX SCORES

## GAME 5

#16/16 KENTUCKY 96, SAINT JOSEPH'S 88 (OT)



Official Basketball Box Score - Final  
Saint Joseph's at Kentucky  
11/20/23 Rupp Arena, Lexington  
2023-24 Men's Basketball

Game Time: 7:00 PM  
Game Duration: 2:14  
Attendance: 18,680

Officials: Terry Oglesby, Garrick Shannon, William Covington

NO.	Name	Min	FG		3P		FT		Rebounds		Fouls		TP	AS	TO	ST	Blocks		+/-
			M-A	M-A	M-A	M-A	OR	DR	OR	DR	PF	FD					BS	BA	
13	Rasheer Fleming	F 18:31	3-8	0-2	0-2	4	5	9	3	1	6	0	0	3	0	0	0	0	-12
23	Anthony Finkley	F 14:10	1-6	1-5	0-0	1	1	2	1	0	3	0	0	0	0	0	1	1	12
2	Erik Reynolds II	G 41:48	9-17	6-12	4-4	0	3	3	0	5	28	5	2	1	0	1	0	-9	
3	Cameron Brown	G 30:17	6-10	5-8	0-0	2	2	4	4	0	17	0	1	0	0	1	2	-2	
11	Xzayvier Brown	G 37:43	6-12	3-5	2-2	0	6	6	3	1	17	6	0	3	0	2	-5		
5	Lynn Greer III	33:52	3-11	0-1	2-2	1	4	5	3	2	8	4	4	1	0	3	-17		
22	Christ Essandoko	31:41	4-7	0-1	1-2	4	5	9	4	1	9	2	1	0	1	0	-7		
0	Kacper Klaczek	14:55	0-4	0-3	0-0	0	1	1	3	0	0	1	2	0	0	0	0		
32	Charles Coleman	02:03	0-0	0-0	0-0	0	0	0	0	0	0	1	1	0	0	0	-4		
Team						2	1	3			0								
Totals			32-75	15-37	9-12	14	28	42	21	10	88	20	14	5	3	8	-8		

Technical Fouls: NONE  
Dead Ball Rebounds: 1.0

NO.	Name	Min	FG		3P		FT		Rebounds		Fouls		TP	AS	TO	ST	Blocks		+/-
			M-A	M-A	M-A	M-A	OR	DR	OR	DR	PF	FD					BS	BA	
4	Tre Mitchell	F 41:24	7-15	4-10	4-6	3	3	6	2	5	22	4	0	1	4	2	5		
1	Justin Edwards	G 28:07	4-6	2-3	2-2	1	2	3	1	2	12	1	0	1	1	0	-5		
3	Adou Thiero	G 30:40	3-6	0-1	1-4	0	5	5	2	4	7	0	0	3	0	0	-6		
12	Antonio Reeves	G 31:52	7-9	3-3	3-4	0	5	5	0	2	20	3	0	0	1	0	4		
21	D.J. Wagner	G 35:45	7-17	1-4	7-8	1	2	3	2	4	22	6	3	1	1	1	7		
0	Rob Dillingham	25:32	5-10	2-3	1-2	0	5	5	1	3	13	6	1	1	0	0	4		
15	Reed Sheppard	25:11	0-1	0-0	0-0	0	4	4	1	0	0	4	3	5	0	0	16		
23	Jordan Burks	06:29	0-0	0-0	0-1	0	1	1	1	0	0	0	2	0	1	0	3		
Team						1	4	5			0								
Totals			33-64	12-25	18-27	6	31	37	10	21	96	24	9	12	8	3	8		

Technical Fouls: NONE  
Dead Ball Rebounds: 6.0

	SJU		UKY		Points from Turnovers	Paint	Second Chance	Fast Breaks	Bench
	5 (1st 18:18)	9 (2nd 17:27)	6 (1st 0:41)	8 (1st 3:55)					
Best Scoring Run	3		3		6	11	34	36	
Lead Changes	8		3		16	9			
Times Tied	3		11		28				
Time with Lead	07:23		33:05		17	13			

	SJU		UKY		Period by Period Scoring
	1st	2nd	OT1	TOT	
	38	39	11	88	
	41	36	19	96	

## GAME 6

#16/16 KENTUCKY 118, MARSHALL 82



Official Basketball Box Score - Final  
Marshall at Kentucky  
11/24/23 Rupp Arena, Lexington  
2023-24 Men's Basketball

Game Time: 7:01 PM  
Game Duration: 1:54  
Attendance: 20,246

Officials: Tony Greene, Vladimir Voyard-Tadai, Matt Jarman

NO.	Name	Min	FG		3P		FT		Rebounds		Fouls		TP	AS	TO	ST	Blocks		+/-
			M-A	M-A	M-A	M-A	OR	DR	OR	DR	PF	FD					BS	BA	
4	Jacob Conner	F 30:26	3-9	2-6	5-6	1	3	4	0	3	13	2	6	2	0	0	-26		
25	Obinna Anochili-Killen	F 37:22	10-20	2-4	0-2	3	3	6	3	2	22	1	2	1	2	1	-31		
41	Nate Martin	F 33:28	6-9	0-0	2-2	5	5	10	2	2	14	3	0	1	1	2	-26		
0	Kevon Voyles	G 16:35	4-6	2-3	0-1	0	2	2	2	1	10	3	2	0	0	0	-13		
11	Kamdyn Curfman	G 27:25	3-10	3-10	0-0	0	1	1	0	0	9	2	2	1	0	0	-28		
5	Cameron Crawford	07:27	0-4	0-1	0-0	2	0	2	0	0	0	2	2	0	0	1	-12		
21	Goran Miladinovic	16:54	2-6	0-1	1-4	2	4	6	2	5	1	0	1	1	2	-16			
14	Ryan Nutter	25:32	1-3	0-1	7-8	0	2	4	6	9	4	2	0	0	0	-21			
2	Wyatt Fricks	04:51	0-2	0-0	0-0	0	0	0	0	0	0	0	0	0	0	-7			
Team						4	1	5			0								
Totals			29-69	9-26	15-23	17	21	38	13	16	82	18	16	6	5	6	-36		

Technical Fouls: NONE  
Dead Ball Rebounds: 4.0

NO.	Name	Min	FG		3P		FT		Rebounds		Fouls		TP	AS	TO	ST	Blocks		+/-
			M-A	M-A	M-A	M-A	OR	DR	OR	DR	PF	FD					BS	BA	
4	Tre Mitchell	F 27:44	8-15	1-4	1-1	1	3	4	3	1	18	4	1	1	1	0	28		
1	Justin Edwards	G 20:53	3-6	3-4	1-2	0	2	2	2	2	10	0	0	1	1	1	13		
3	Adou Thiero	G 23:21	3-6	0-1	0-0	3	4	7	3	0	6	2	2	2	2	0	17		
12	Antonio Reeves	G 30:16	8-13	5-7	2-2	2	2	4	1	1	23	1	2	0	0	1	29		
21	D.J. Wagner	G 25:49	10-14	2-5	6-7	0	1	1	3	4	28	5	1	3	1	25			
0	Rob Dillingham	24:27	7-8	2-2	0-1	1	4	5	2	2	16	8	2	1	0	0	30		
15	Reed Sheppard	26:16	4-6	2-3	2-2	0	7	7	1	1	12	6	1	2	0	0	26		
23	Jordan Burks	14:23	1-4	0-0	0-0	2	3	5	1	2	2	0	0	1	1	1	11		
20	Joey Hart	03:23	1-2	1-1	0-0	0	0	0	0	0	3	0	0	0	0	0	0		
13	Grant Darbyshire	00:52	0-0	0-0	0-0	0	0	0	0	0	0	0	0	0	0	0	0		
14	Brennan Canada	00:52	0-0	0-0	0-0	0	0	0	0	0	0	0	0	0	0	0	0		
22	Walker Horn	00:52	0-0	0-0	0-0	0	0	0	0	0	0	0	0	0	0	0	0		
25	Kareem Walkins	00:52	0-0	0-0	0-0	0	0	0	0	0	0	1	0	0	0	0	0		
Team						1	1	2			0								
Totals			45-74	16-27	12-15	10	27	37	16	13	118	27	9	11	6	5	36		

Technical Fouls: NONE  
Dead Ball Rebounds: 1.0

	MAR		UKY		Points from Turnovers	Paint	Second Chance	Fast Breaks	Bench
	2 (1st 18:34)	41 (2nd 5:47)	6 (1st 14:06)	10 (1st 15:30)					
Best Scoring Run	2		2		28	48			
Lead Changes	2		14		13				
Times Tied	0		2		16				
Time with Lead	01:18		38:07		14	33			

	MAR		UKY		Period by Period Scoring
	1st	2nd	TOT	TOT	
	41	41	82		
	69	49	118		

## GAME 7

#12/12 KENTUCKY 95, #8/8 MIAMI 73



Official Basketball Box Score - Final  
Miami (FL) at Kentucky  
11/28/23 Rupp Arena, Lexington  
2023-24 Men's Basketball

Game Time: 7:31 PM  
Game Duration: 2:05  
Attendance: 20,119

Officials: Pat Adams, K.B. Burdett, Jr., Byron Jarrett

NO.	Name	Min	FG		3P		FT		Rebounds		Fouls		TP	AS	TO	ST	Blocks		+/-
			M-A	M-A	M-A	M-A	OR	DR	OR	DR	PF	FD					BS	BA	
15	Norchad Omier	F 18:50	6-10	1-1	7-7	3	3	6	5	7	20	0	3	0	0	0	-5		
0	Matthew Cleveland	G 27:18	2-3	1-1	0-2	0	0	0	1	1	5	0	2	1	1	0	-20		
4	Bensley Joseph	G 20:37	2-5	0-2	0-0	0	1	1	3	0	4	1	2	2	0	1	-27		
3	Woga Poplar	G 30:32	7-13	0-2	5-8	2	6	8	2	6	19	1	1	2	0	0	-37		
24	Nijel Pack	G 25:32	1-6	0-3	0-0	0	1	1	0	1	2	3	3	0	0	0	-25		
1	Michael Nwoko	18:26	3-6	0-1	2-2	3	3	6	2	2	8	0	2	0	0	0	-12		
7	Kyshawn George	22:41	2-7	1-5	0-0	0	2	2	1	0	5	2	1	0	0	0	9		
23	AJ Casey	10:54	0-3	0-0	0-0	2	2	4	1	0	0	0	0	1	0	0</			



## 2023-24 Kentucky Men's Basketball Combined Team Statistics All games

### Game Records

Record	Overall	Home	Away	Neutral
ALL GAMES	6-1	6-0	0-0	0-1
CONFERENCE	0-0	0-0	0-0	0-0
NON-CONFERENCE	6-1	6-0	0-0	0-1

### Score by Periods

Team	1st	2nd	OT	TOT
Kentucky	333	309	19	661
Opponents	253	242	11	506

### Team Box Score

No.	Player				Total		3-Point		F-Throw		Rebounds								PTS	AVG		
		GP-GS	MIN	AVG	FG-FGA	FG%	3FG-3FGA	3FG%	FT-FTA	FT%	OFF	DEF	TOT	AVG	PF	DQ	A	TO			BLK	STL
12	REEVES, Antonio	7-7	224:55	32.1	47-93	.505	22-50	.440	16-19	.842	8	27	35	5.0	6	0	13	7	1	3	132	18.9
0	DILLINGHAM, Rob	7-1	161:30	23.1	40-76	.526	16-30	.533	12-16	.750	2	29	31	4.4	16	1	40	9	0	11	108	15.4
4	MITCHELL, Tre	7-7	239:37	34.2	40-70	.571	9-25	.360	15-23	.652	13	29	42	6.0	16	0	28	6	10	11	104	14.9
21	WAGNER, D.J.	7-7	181:49	26.0	33-81	.407	7-28	.250	19-25	.760	1	12	13	1.9	9	0	23	9	5	10	92	13.1
15	SHEPPARD, Reed	7-0	173:27	24.8	30-46	.652	19-30	.633	7-7	1.000	0	27	27	3.9	11	0	25	9	7	22	86	12.3
1	EDWARDS, Justin	7-7	189:57	27.1	27-54	.500	7-22	.318	10-15	.667	9	20	29	4.1	13	0	6	7	4	6	71	10.1
3	THIERO, Adou	6-6	159:18	26.5	18-34	.529	1-6	.167	12-18	.667	12	31	43	7.2	12	0	6	6	5	5	49	8.2
23	BURKS, Jordan	7-0	83:16	11.9	7-13	.538	1-3	.333	1-3	.333	8	14	22	3.1	12	0	3	3	2	2	16	2.3
20	HART, Joey	3-0	05:25	1.8	1-2	.500	1-1	1.000	0-0	.000	0	0	0	0.0	0	0	0	0	0	0	3	1.0
14	CANADA, Brennan	2-0	01:38	0.8	0-0	.000	0-0	.000	0-0	.000	0	1	1	0.5	0	0	1	0	0	0	0	0.0
22	HORN, Walker	2-0	01:38	0.8	0-0	.000	0-0	.000	0-0	.000	0	0	0	0.0	0	0	0	0	0	0	0	0.0
25	WATKINS, Kareem	2-0	01:38	0.8	0-0	.000	0-0	.000	0-0	.000	0	0	0	0.0	0	0	1	0	0	0	0	0.0
13	DARBYSHIRE, Grant	1-0	00:52	0.9	0-0	.000	0-0	.000	0-0	.000	0	0	0	0.0	0	0	0	0	0	0	0	0.0
Team											9	8	17					1				
<b>Total</b>		<b>7</b>	<b>1425</b>		<b>243-469</b>	<b>.518</b>	<b>83-195</b>	<b>.426</b>	<b>92-126</b>	<b>.730</b>	<b>62</b>	<b>198</b>	<b>260</b>	<b>37.1</b>	<b>95</b>	<b>1</b>	<b>146</b>	<b>57</b>	<b>34</b>	<b>70</b>	<b>661</b>	<b>94.4</b>
<b>Opponents</b>		<b>7</b>	<b>1425</b>		<b>180-438</b>	<b>.411</b>	<b>61-189</b>	<b>.323</b>	<b>85-120</b>	<b>.708</b>	<b>75</b>	<b>180</b>	<b>255</b>	<b>36.4</b>	<b>108</b>	<b>2</b>	<b>104</b>	<b>105</b>	<b>20</b>	<b>35</b>	<b>506</b>	<b>72.3</b>

### Team Statistics

	UK	OPP
<b>Scoring</b>	<b>661</b>	<b>506</b>
Points per game	94.4	72.3
Scoring margin	+22.1	-
<b>Field goals-att</b>	<b>243-469</b>	<b>180-438</b>
Field goal pct	.518	.411
<b>3 point fg-att</b>	<b>83-195</b>	<b>61-189</b>
3-point FG pct	.426	.323
3-pt FG made per game	11.9	8.7
<b>Free throws-att</b>	<b>92-126</b>	<b>85-120</b>
Free throw pct	.730	.708
F-Throws made per game	13.1	12.1
<b>Rebounds</b>	<b>260</b>	<b>255</b>
Rebounds per game	37.1	36.4
Rebounding margin	+0.7	-
<b>Assists</b>	<b>146</b>	<b>104</b>
Assists per game	20.9	14.9
<b>Turnovers</b>	<b>57</b>	<b>105</b>
Turnovers per game	8.1	15.0
Turnover margin	+6.9	-
Assist/turnover ratio	2.6	1.0
<b>Steals</b>	<b>70</b>	<b>35</b>
Steals per game	10.0	5.0
<b>Blocks</b>	<b>34</b>	<b>20</b>
Blocks per game	4.9	2.9
<b>Winning streak</b>	<b>4</b>	<b>-</b>
Home win streak	6	-
<b>Attendance</b>	<b>116089</b>	<b>0</b>
Home games-Avg/Game	6-19348	0-0
Neutral site-Avg/Game	-	1-18780

### Team Results

Date	Opponent		Score	Att.
11/06/2023	New Mexico St.	W	86-46	18438
11/10/2023	Tex. A&M-Commerce	W	81-61	19646
11/14/2023	vs Kansas	L	84-89	18780
11/17/2023	Stonehill	W	101-67	18960
11/20/2023	Saint Joseph's	Wot	96-88	18680
11/24/2023	Marshall	W	118-82	20246
11/28/2023	Miami (FL)	W	95-73	20119



## 2023-24 Kentucky Men's Basketball Combined Team Statistics Specific games

### Game Records

Record	Overall	Home	Away	Neutral
ALL GAMES	4-1	4-0	0-0	0-1
CONFERENCE	0-0	0-0	0-0	0-0
NON-CONFERENCE	4-1	4-0	0-0	0-1

### Score by Periods

Team	1st	2nd	OT	TOT
Kentucky	258	217	19	494
Opponents	194	194	11	399

### Team Box Score

No.	Player				Total		3-Point		F-Throw		Rebounds											
		GP-GS	MIN	AVG	FG-FGA	FG%	3FG-3FGA	3FG%	FT-FTA	FT%	OFF	DEF	TOT	AVG	PF	DQ	A	TO	BLK	STL	PTS	AVG
12	REEVES, Antonio	5-5	160:48	32.2	35-69	.507	15-36	.417	15-17	.882	8	19	27	5.4	4	0	10	6	1	1	100	20.0
0	DILLINGHAM, Rob	5-0	112:08	22.4	30-52	.577	13-18	.722	6-9	.667	1	20	21	4.2	12	1	33	8	0	8	79	15.8
4	MITCHELL, Tre	5-5	172:25	34.5	29-51	.569	8-20	.400	11-18	.611	8	17	25	5.0	15	0	22	6	9	7	77	15.4
15	SHEPPARD, Reed	5-0	123:41	24.7	25-35	.714	17-25	.680	4-4	1.000	0	19	19	3.8	9	0	22	8	3	17	71	14.2
21	WAGNER, D.J.	5-5	122:55	24.6	22-55	.400	6-22	.273	18-23	.783	1	10	11	2.2	8	0	16	7	5	6	68	13.6
3	THIERO, Adou	5-5	139:40	27.9	17-31	.548	1-5	.200	9-13	.692	11	25	36	7.2	10	0	6	5	4	5	44	8.8
1	EDWARDS, Justin	5-5	129:06	25.8	16-33	.485	5-14	.357	6-11	.545	5	12	17	3.4	9	0	4	4	4	4	43	8.6
23	BURKS, Jordan	5-0	56:08	11.2	4-9	.444	0-2	.000	1-2	.500	3	11	14	2.8	7	0	3	3	2	1	9	1.8
20	HART, Joey	2-0	04:40	2.3	1-2	.500	1-1	1.000	0-0	.000	0	0	0	0.0	0	0	0	0	0	0	3	1.5
14	CANADA, Brennan	1-0	00:52	0.9	0-0	.000	0-0	.000	0-0	.000	0	0	0	0.0	0	0	0	0	0	0	0	0.0
22	HORN, Walker	1-0	00:52	0.9	0-0	.000	0-0	.000	0-0	.000	0	0	0	0.0	0	0	0	0	0	0	0	0.0
25	WATKINS, Kareem	1-0	00:52	0.9	0-0	.000	0-0	.000	0-0	.000	0	0	0	0.0	0	0	1	0	0	0	0	0.0
13	DARBYSHIRE, Grant	1-0	00:52	0.9	0-0	.000	0-0	.000	0-0	.000	0	0	0	0.0	0	0	0	0	0	0	0	0.0
Team											5	6	11					1				
<b>Total</b>		<b>5</b>	<b>1025</b>		<b>179-337</b>	<b>.531</b>	<b>66-143</b>	<b>.462</b>	<b>70-97</b>	<b>.722</b>	<b>42</b>	<b>139</b>	<b>181</b>	<b>36.2</b>	<b>74</b>	<b>1</b>	<b>117</b>	<b>48</b>	<b>28</b>	<b>49</b>	<b>494</b>	<b>98.8</b>
<b>Opponents</b>		<b>5</b>	<b>1025</b>		<b>139-326</b>	<b>.426</b>	<b>46-139</b>	<b>.331</b>	<b>75-104</b>	<b>.721</b>	<b>61</b>	<b>128</b>	<b>189</b>	<b>37.8</b>	<b>80</b>	<b>2</b>	<b>82</b>	<b>73</b>	<b>16</b>	<b>32</b>	<b>399</b>	<b>79.8</b>

### Team Statistics

	UK	OPP
<b>Scoring</b>	<b>494</b>	<b>399</b>
Points per game	98.8	79.8
Scoring margin	+19.0	-
<b>Field goals-att</b>	<b>179-337</b>	<b>139-326</b>
Field goal pct	.531	.426
<b>3 point fg-att</b>	<b>66-143</b>	<b>46-139</b>
3-point FG pct	.462	.331
3-pt FG made per game	13.2	9.2
<b>Free throws-att</b>	<b>70-97</b>	<b>75-104</b>
Free throw pct	.722	.721
F-Throws made per game	14.0	15.0
<b>Rebounds</b>	<b>181</b>	<b>189</b>
Rebounds per game	36.2	37.8
Rebounding margin	-1.6	-
<b>Assists</b>	<b>117</b>	<b>82</b>
Assists per game	23.4	16.4
<b>Turnovers</b>	<b>48</b>	<b>73</b>
Turnovers per game	9.6	14.6
Turnover margin	+5.0	-
Assist/turnover ratio	2.4	1.1
<b>Steals</b>	<b>49</b>	<b>32</b>
Steals per game	9.8	6.4
<b>Blocks</b>	<b>28</b>	<b>16</b>
Blocks per game	5.6	3.2
<b>Winning streak</b>	<b>4</b>	<b>-</b>
Home win streak	4	-
<b>Attendance</b>	<b>78005</b>	<b>0</b>
Home games-Avg/Game	4-19501	0-0
Neutral site-Avg/Game	-	1-18780

### Team Results

Date	Opponent		Score	Att.
11/14/2023	vs Kansas	L	84-89	18780
11/17/2023	Stonehill	W	101-67	18960
11/20/2023	Saint Joseph's	Wot	96-88	18680
11/24/2023	Marshall	W	118-82	20246
11/28/2023	Miami (FL)	W	95-73	20119



THE STAT CREW SYSTEM  
 Kentucky Team Game-by-Game Comparison (as of Nov 28, 2023)  
 All games

Opponent	1st	2nd	Score	Mar	Total FG	FG Pct	3-Pointers	3FG Pct	Free Throws	FT Pct	Rebounds	Assist	T/Over	Block	Steal	Fouls
NEW MEXICO ST.	37/29	49/17	86-46	+40	32-65/18-56	.492/.321	9-29/5-23	.310/.217	13-19/5-5	.684/1000	43/33 +10	17/10	6/18	3/2	13/2	11/16
TEX. A&M-COMMERCE	38/30	43/31	81-61	+20	32-67/23-56	.478/.411	8-23/10-27	.348/.370	9-10/5-11	.900/.455	36/33 +3	12/12	3/14	3/2	8/1	10/12
Kansas	48/41	36/48	84-89	(5)	25-76/28-59	.329/.475	12-38/6-18	.316/.333	22-30/27-36	.733/.750	42/45 (3)	14/22	8/14	3/4	9/7	22/23
STONEHILL	58/37	43/30	101-67	+34	39-61/24-64	.639/.375	17-32/11-39	.531/.282	6-8/8-12	.750/.667	36/29 +7	26/14	14/14	6/3	8/9	8/8
SAINT JOSEPH'S	41/38	36/39	96-88	+8	33-64/32-75	.516/.427	12-25/15-37	.480/.405	18-27/9-12	.667/.750	37/42 (5)	24/20	9/14	8/3	12/5	10/21
MARSHALL	69/41	49/41	118-82	+36	45-74/29-69	.608/.420	16-27/9-26	.593/.346	12-15/15-23	.800/.652	37/38 (1)	27/18	9/16	6/5	11/6	16/13
MIAMI (FL)	42/37	53/36	95-73	+22	37-62/26-59	.597/.441	9-21/5-19	.429/.263	12-17/16-21	.706/.762	29/35 (6)	26/8	8/15	5/1	9/5	18/15

Note: Game totals are displayed in the format TEAM/OPPONENT for each category