



# MIZZOU

## 2023-24 MEN'S BASKETBALL GAME NOTES

29 NCAA TOURNAMENT APPEARANCES • 23 CONFERENCE CHAMPIONSHIPS • 21 ALL-AMERICANS • 48 NBA DRAFT SELECTIONS

### 2023-24 SCHEDULE

#### November

Mon 6	ARKANSAS-PINE BLUFF	W, 101-79
Fri 10	RV/RV MEMPHIS	L, 55-70
Mon 13	SIU EDWARDSVILLE	W, 68-50
Thu 16	at Minnesota	W, 70-68
Sun 19	JACKSON STATE	L, 72-73
Wed 22	SOUTH CAROLINA STATE	W, 82-59
Sat 25	LOYOLA MARYLAND	W, 78-70
Tue 28 ^	at Pittsburgh	W, 71-64

#### December

Sun 3	WICHITA STATE	W, 82-72
Sat 9 ~	at #2/3 Kansas	L, 64-73
Sun 17 @	vs. Seton Hall	L, 87-93
Fri 22 %	vs. #13/11 Illinois	L, 73-97
Sat 30	CENTRAL ARKANSAS	W, 92-59

#### January

Sat 6 *	GEORGIA	L, 68-75
Tue 9 *	at #6/6 Kentucky (ESPN)	6 p.m.
Sat 13 *	SOUTH CAROLINA (SECN)	2:30 p.m.
Tue 16 *	at Alabama (SECN)	6 p.m.
Sat 20 *	FLORIDA (ESPN/2/U)	TBA
Tue 23 *	at Texas A&M (SECN)	8 p.m.
Sat 27 *	at South Carolina (SECN)	Noon
Wed 31 *	ARKANSAS (SECN)	7:30 p.m.

#### February

Sat 3 *	at Vanderbilt (SECN)	2:30 p.m.
Wed 7 *	TEXAS A&M (ESPN2)	8 p.m.
Sat 10 *	MISSISSIPPI STATE (SECN)	7:30 p.m.
Sat 17 *	at Ole Miss (SECN)	7:30 p.m.
Tue 20 *	TENNESSEE (SECN)	6 p.m.
Sat 24 *	at Arkansas (ESPN/2)	11 a.m.
Wed 28 *	at Florida (SECN)	5:30 p.m.

#### March

Sat 2 *	OLE MISS (SECN)	7:30 p.m.
Tue 5 *	AUBURN (SECN)	8 p.m.
Sat 9 *	at LSU (SECN)	7:30 p.m.
13-17 !	SEC Tournament	TBA

\* - Southeastern Conference Game  
 % - SEC Tournament (Nashville, Tenn.)  
 ^ - ACC/SEC Challenge  
 ~ - Hy-Vee Hoops Border Showdown  
 @ - Kansas City, Kan.  
 % - McBride Homes Braggin' Rights (St. Louis, Mo.)



### MISSOURI TIGERS

8-6, 0-1 SEC

Head Coach: Dennis Gates  
 Career Record: 83-56  
 Record vs. Kentucky: 1-0

AP Rank: n/a  
 Coaches: n/a



### KENTUCKY WILDCATS

11-2, 1-0 SEC

Head Coach: John Calipari  
 Career Record: 801-253  
 Record vs. Mizzou: 11-5

AP Rank: No. 6  
 Coaches: No. 6

### MISSOURI AT KENTUCKY

Lexington, Ky. • Rupp Arena  
 Tuesday, Jan. 9 • 6 p.m. CT

### TELEVISION

Station ..... ESPN  
 Play-by-Play ..... Karl Ravech  
 Analyst ..... Jimmy Dykes

### RADIO

Station ..... Tiger Radio Network  
 Satellite ..... XM: 384 / SXM App: 974  
 Play-by-Play ..... Mike Kelly  
 Analyst ..... Chris Gervino

### SERIES HISTORY

Overall ..... Kentucky, 14-3  
 at Kentucky ..... Kentucky, 8-0  
 Under Dennis Gates ..... Missouri, 1-0  
 Last Meeting ..... Mizzou 89, Kentucky 75 (12/28/22)  
 Last 10 Games ..... Kentucky, 7-3

### MEDIA INFORMATION

Basketball SID ..... Jason Veniskey  
 Office ..... (573) 882-7826  
 Cell ..... (585) 615-5316  
 E-mail ..... jveniskey@missouri.edu

The Missouri Strategic Communications staff is available to assist home and visiting media. Contact Jason Veniskey for credentials, releases, statistics or general basketball info and for assistance arranging interviews with players and/or coaches.

The Missouri men's basketball team is set for its first road conference game of the season, squaring off with No. 6 Kentucky on Tuesday night. The SEC contest is slated for a 6 p.m. CT first tip on ESPN.

### KEY MIZZOU NUMBERS

6

Aidan Shaw ranks sixth in the nation with a 75.7 percent mark from 2-point range.

7

MU features two of the top seven 3-point shooters in the nation (min. 2 attempts per game) in Sean East II (fifth) and Tamar Bates (seventh).

8

The Tigers have lost all eight games at Kentucky, including six in SEC play.

10

With Sean East II joining the club Saturday, the Tigers are 1-of-10 schools in the country with four 1,000-point scorers.

33.3

MU has made 33.3 percent of its triples just once in the past six games – did so in seven of the first eight.

89

The Tigers scored 89 points in last year's win over Kentucky – the most allowed by a John Calipari UK team.

### MISSOURI'S LAST GAME STARTERS



10 HONOR Gr • G

10.9 PPG

2.1 APG

38.6 FG%

41.0 3P%



55 EAST II Gr • G

17.1 PPG

3.9 APG

55.4 FG%

53.8 3P%




2 BATES Jr • G

10.2 PPG

1.8 RPG

53.3 FG%

53.1 3P%




35 CARTER Gr • F

11.5 PPG

6.3 RPG

1.0 BPG

39.4 FG%



23 SHAW So • F

4.1 PPG

4.1 RPG

1.8 BPG

73.7 FG%

2023-24 MISSOURI TIGERS ROSTER

#	Name	Yr	Pos	Ht	Wt	Hometown/Last School
0	Jordan Butler	Fr.	F	7-0	230	Greenville, S.C. / Christ Church Episcopal
1	Kaleb Brown	Jr.	G	6-7	245	Huntsville, Ala. / Lee HS
2	Tamar Bates	Jr.	G	6-5	195	Kansas City, Kan. / Indiana
4	Curt Lewis	Jr.	G	6-5	215	Louisville, Ky. / John A. Logan
5	John Tonje	Gr.	G	6-6	215	North Omaha, Neb. / Colorado State
10	Nick Honor	Gr.	G	5-10	200	Orlando, Fla. / Clemson
11	Trent Pierce	Fr.	F	6-10	210	Tulsa, Okla. / AZ Compass Prep
12	Jackson Francois	So.	G	6-5	160	Las Vegas, Nev. / Bishop Gorman
13	Jesus Carralero Martin	Sr.	F	6-7	225	Málaga, Spain / Campbell
14	Anthony Robinson II	Fr.	G	6-2	175	Tallahassee, Fla. / Florida State Univ. HS
15	Danny Stephens	Fr.	G	6-6	210	Bowen, Ill. / Southeastern HS
23	Aidan Shaw	So.	F	6-8	205	Overland Park, Kan. / Blue Valley HS
31	Caleb Grill	Gr.	G	6-3	215	Wichita, Kan. / Iowa State
33	JV Brown	Fr.	G	6-5	195	Los Angeles, Calif. / Rolling Hills Prep
35	Noah Carter	Gr.	F	6-6	235	Dubuque, Iowa / Northern Iowa
45	Mabor Majak	Sr.	C	7-2	245	Juba, South Sudan / Cleveland State
55	Sean East II	Gr.	G	6-3	180	Louisville, Ky. / John A. Logan
75	Connor Vanover	Gr.	C	7-5	230	Little Rock, Ark. / Oral Roberts

MISSOURI COACHING & SUPPORT STAFF



**Dennis Gates**

Whitten Family Head Coach  
California '01  
Overall Record: 83-56 (Fifth year)  
Record at Mizzou: 33-16 (Second year)

**Associate Head Coach:** Charlton "C.Y." Young (2nd Year)

**Assistant Coach:** David "Dickey" Nutt (2nd Year)

**Assistant Coach:** Kyle Smithpeters (2nd Year)

**Assistant Coach:** Ryan Sharbaugh (2nd Year)

**Assistant Coach:** Matt Cline (2nd Year)

**Director of Athletic Performance:** Sean Conaty (2nd Year)

**Chief of Staff/Dir. of Basketball Ops:** Chase Goldstein (2nd Year)

**Special Assistant to the Head Coach:** Matt Lottich (1st Year)

**Coordinator of Scouting & Analytics:** Dalon King (2nd Year)

**Athletic Trainer:** Chris Perrin (3rd Year)

PHOTO ROSTER



**0** Jordan Butler  
Fr • F • 7-0 • 230  
Greenville, S.C.



**1** Kaleb Brown  
Jr • G • 6-7 • 245  
Huntsville, Ala.



**2** Tamar Bates  
Jr • G • 6-5 • 195  
Kansas City, Kan.



**4** Curt Lewis  
Jr • G • 6-5 • 215  
Louisville, Ky.



**5** John Tonje  
Gr • G • 6-6 • 215  
North Omaha, Neb.




**10** Nick Honor  
Gr • G • 5-10 • 200  
Orlando, Fla.



**11** Trent Pierce  
Fr • F • 6-10 • 210  
Tulsa, Okla.




**12** Jackson Francois  
So • G • 6-5 • 160  
Las Vegas, Nev.



**13** Jesus Carralero Martin  
Sr • F • 6-7 • 225  
Málaga, Spain



**14** Anthony Robinson II  
Fr • G • 6-2 • 175  
Tallahassee, Fla.



**15** Danny Stephens  
Fr • G • 6-6 • 210  
Bowen, Ill.



**23** Aidan Shaw  
So • F • 6-8 • 205  
Overland Park, Kan.



**31** Caleb Grill  
Gr • G • 6-3 • 215  
Wichita, Kan.



**33** JV Brown  
Fr • G • 6-5 • 195  
Los Angeles, Calif.



**35** Noah Carter  
Gr • F • 6-6 • 235  
Dubuque, Iowa



**45** Mabor Majak  
Sr • C • 7-2 • 245  
Juba, South Sudan



**55** Sean East II  
Gr • G • 6-3 • 180  
Louisville, Ky.



**75** Connor Vanover  
Gr • C • 7-5 • 230  
Little Rock, Ark.

PRONUNCIATION GUIDE

Name	Pronunciation
Jesus Carralero Martin	HAY-zeus care-ah-LEAR-oh mar-TEEN
Jackson Francois	FRAN-swa
Mabor Majak	ma-BORE MA-jock
John Tonje	TAHN-jay

**BY THE NUMBERS**

Mizzou	Stats	Kentucky
75.9	Scoring >>>	90.8
45.2	FG Pct >>>	49.9
34.2	3FG Pct >>>	40.6
76.8 <<<	FT Pct >>>	73.4
33.8	Rebounds >>>	38.4
13.9	Assists >>>	18.4
11.3	Turnovers >>>	9.4
71.6 <<<	Scoring Def. >>>	74.3
43.0	FG% Def. >>>	41.4
32.8	3FG% Def. >>>	31.0
6.1 <<<	Blocks >>>	5.5
8.6	Steals >>>	8.8

**SERIES FACTS & FIGURES**

All-Time Series .....Kentucky, 14-3 at Missouri ..... Kentucky, 4-3 at Kentucky ..... Kentucky, 8-0 Neutral Site ..... Kentucky, 2-0 Postseason..... n/a

Current Streak ..... Missouri, 1 Last 10 Games ..... Kentucky, 7-3

**Missouri Superlatives**

Most Points .....89, 12/28/22 Fewest Points Allowed .....60, 2/3/18 Largest Win .....14, 12/28/22

**Kentucky Superlatives**

Most Points .....90, 2/23/13 Fewest Points Allowed .....37, 1/13/15 Largest Win .....49, 1/13/15

**SERIES RESULTS**

12/31/60	A	L, 69-81	2/21/17	H	L, 62-72
12/17/71	A	L, 79-83	2/3/18	H	W, 69-60
11/26/97	N	L, 55-77	2/24/18	A	L, 66-87
12/30/99	N	L, 53-70	2/19/19	H	L, 58-66
2/23/13	A	L, 83-90	1/4/20	A	L, 59-71
2/1/14	H	L, 79-84	2/3/21	H	W, 75-70
1/13/15	A	L, 37-86	12/29/21	A	L, 56-83
1/29/15	H	L, 53-69	12/28/22	H	W, 89-75
1/27/16	A	L, 54-88			

**TIGERS VS WILDCATS**

No.	Player	GP	Pts	Reb	Asst	Other
0	Jordan Butler	0	--	--	--	--
1	Kaleb Brown	1	0.0	0.0	0.0	--
2	Tamar Bates	0	--	--	--	--
4	Curt Lewis	0	--	--	--	--
5	John Tonje	0	--	--	--	--
10	Nick Honor	1	4.0	2.0	7.0	2.0 SPG
11	Trent Pierce	0	--	--	--	--
12	Jackson Francois	1	0.0	0.0	0.0	--
13	Jesus Carralero Martin	0	--	--	--	--
14	Anthony Robinson II	0	--	--	--	--
15	Danny Stephens	0	--	--	--	--
23	Aidan Shaw	1	0.0	1.0	0.0	--
31	Caleb Grill	0	--	--	--	--
33	JV Brown	0	--	--	--	--
35	Noah Carter	1	8.0	5.0	2.0	1.0 BPG
45	Mabor Majak	0	--	--	--	--
55	Sean East II	1	12.0	1.0	1.0	4-4 FG
75	Connor Vanover	1	12.0	4.0	0.0	2-4 3FG

**ABOUT THE TIGERS**

- Missouri enters the contest with an 8-6 overall record, including a 0-1 mark in SEC play.
- The Tigers dropped a tight decision in its league opener on Saturday, falling to Georgia, 75-68.
- Graduate guard **Sean East II** led Mizzou with 18 points and eight assists in Saturday's contest. He leads the team overall with 17.1 points and 3.9 assists per game this season.
- Overall, four Tigers are scoring in double figures with **Noah Carter** (11.5), **Nick Honor** (10.9) and **Tamar Bates** (10.2) following East's lead.
- Carter also leads Mizzou with 6.3 rebounds.
- The Tigers own a scoring offense of 75.9 points with a scoring defense of 71.6 points.

**ABOUT THE WILDCATS**

- Kentucky is currently ranked No. 6 in the nation in both the AP and coaches polls.
- The Wildcats are 11-2 on the season, including an 87-85 victory in their SEC opener at Florida.
- Overall, Kentucky has won their last five games.
- Antonio Reeves leads five UK players scoring in double figures with 19.0 points per game.
- Rob Dillingham is second with 13.7 points and leads the Wildcats with 4.2 assists, while Tre Mitchell is third with 12.7 points to go with a team-best 7.3 rebounds.
- UK is averaging 90.8 points, while allowing 74.3.

**SERIES HISTORY**

- Kentucky owns a 14-3 edge in series history but the Tigers have won two of the last three games.
- Last year, Mizzou cruised to an 89-75 victory over the No. 19 Wildcats to open SEC play.
- The 89 points scored by Mizzou were the most allowed by a John Calipari-coached Kentucky team. In fact, it was the most points allowed by Calipari since his final game at Memphis – a 102-91 defeat to Missouri.
- Kentucky, however, has controlled the series in Lexington – winning all eight home contests, including all six since the Tigers joined the SEC.

**MOST IMPROVED AWARD**

- **Sean East II** has put his name in the conversation as one of the nation's most improved players.
- East leads the Tigers with 17.1 points per game – ranking fifth in the SEC and 118th nationally.
- The guard has increased his scoring by 9.8 points per game – easily the highest mark in the SEC.

Highest Scoring Increase (SEC)	22-23	23-24	Inc.
1. Sean East II Missouri	7.3	17.1	+9.8
2. Mark Sears Alabama	12.5	19.4	+6.9
3. Tramon Mark Arkansas	10.1	16.5	+6.4
4. Allen Flanigan Ole Miss	10.1	16.2	+6.1

- East, who averaged 8.4 points in his first three seasons, owns career-best marks in shooting percentage (55.4) and 3-point percentage (53.8).

**MR. CONSISTENT**

- The good news for Mizzou is that the Tigers can expect for **Sean East II** to consistently be leading the way in 2023-24.
- East leads Mizzou with 12 double-digit scoring games and six contests with 20-plus points.
- In addition, East has scored 15-plus points in nine-straight games – the longest run by a Tiger since Jordan Barnett in 2017-18 (10-game run).

**BATES CATCHES FIRE**

- Junior transfer **Tamar Bates** has become a much-needed weapon for the Tigers as of late.
- Bates has scored in double digits in each of the last four games – he had never gone more than two-straight with at least 10 points prior to the run.
- Overall, Bates is averaging 18.0 points over the four-game stretch – shooting 62.5 percent from the field, 72.7 percent from 3-point range and 93.3 percent from the free-throw line.
- Bates, who averaged 7.1 points the first 10 games of the season, has raised his scoring average to 10.2 points this season.

**TOP 3-POINT THREATS**

- The Tigers feature two of the nation's top 3-point shooters in **Sean East II** and **Tamar Bates**.
- Of all players in the country with at least two 3-point attempts per game, East is fifth at 53.8 percent and Bates is seventh at 53.1 percent.
- The Tigers are the only team with two players in the top 20.

**A NEW WEAPON IN AIDAN SHAW**

- Sophomore **Aidan Shaw** has found his offensive rhythm as of late.
- Having never scored in double figures in his first 44 career games, Shaw has done so in each of the last two contests.
- The forward has tallied 24 points the last two games, coming off a career-best 14 points Saturday versus Georgia.
- Efficiency has been the key for Shaw as he scored his 24 points on 12-of-14 shooting (85.7%).
- Overall, Shaw ranks sixth nationally by making 75.7 percent of his 2-point attempts this season, averaging 4.1 points per game.

**NEED FOR FREE POINTS**

- One area where the Tigers have struggled this year is to get to the free-throw line.
- MU ranks last in the SEC and 316th in the NCAA (of 362 schools) with 15.7 free-throw attempts per game (UK is 13th in the SEC at 19.1).
- Six times this year, Mizzou has allowed 10 more shots from the charity stripe than it took, including three times in the last five games (losing all three contests).



**QUICK FACTS**

**BASIC INFORMATION**

Location ..... Columbia, Mo.  
 Founded ..... 1839  
 Enrollment ..... 30,667  
 Nickname ..... Tigers  
 Colors ..... Black & Gold  
 Mascot ..... Truman the Tiger  
 Conference ..... Southeastern Conference  
 Chancellor ..... Mun Choi  
 Director of Athletics ..... Desiree Reed-Francois  
 Faculty Athletic Rep ..... Pamela Bruzina  
 Official Website ..... MUTigers.com

**HOME ARENA**

Arena ..... Mizzou Arena  
 Court ..... Norm Stewart Court  
 Capacity ..... 15,061  
 Opened ..... 2004

**TEAM INFORMATION**

2022-23 Final Record ..... 25-10 (.714)  
 SEC Record/Finish ..... 11-7 / t-4th  
 SEC Tournament ..... 1-1  
 Postseason ..... NCAA Second Round  
 Lettermen Returning/Lost ..... 7/8  
 Starters Returning/Lost ..... 2/3  
 Newcomers ..... 11  
 Social Media ..... @MizzouHoops

**MIZZOU HISTORY**

First Season ..... 1906-07  
 All-Time Record \* ..... 1,691 - 1,227 (.580)  
 All-Time SEC Record \* ..... 65 - 123 (.346)  
 Conference Regular-Season Titles ..... 15  
 1918, 1920, 1921, 1922, 1930, 1939, 1940, 1976, 1980,  
 1981, 1982, 1983, 1987, 1990, 1994  
 Conference Tournament Titles ..... Eight  
 1978, 1982, 1987, 1989, 1991, 1993, 2009, 2012  
 NCAA Tournaments \* ..... 29  
 1944, 1976, 1978, 1980, 1981, 1982, 1983, 1986, 1987,  
 1988, 1989, 1990, 1992, 1993, 1994\*, 1995, 1999,  
 2000, 2001, 2002, 2003, 2009, 2010, 2011, 2012, 2013,  
 2018, 2021, 2023

\* - record reflects 23 vacated wins from the 2013-14 season (nine SEC victories) and three vacated tournament wins from 1993-94 season

**FREE-THROW SUCCESS**

- When the Tigers get to the free-throw line, they are largely able to take advantage.
- Mizzou ranks 21st nationally by making 76.8 percent of its attempts from the charity stripe.
- Additionally, the team's clip ranks as the second-best mark in school history.

**Mizzou Free-Throw Percentage Record**

1. 2019-20	78.0	3. 2011-12	76.6
2. 2023-24	76.8	4. 2022-23	75.8

**DOUBLE-DIGIT OPTIONS**

- With **Tamar Bates'** hot stretch of late, MU now features four players averaging at least 10 points.
- Joining Bates (10.2 ppg) is **Sean East II** (17.1), **Noah Cater** (11.5) and **Nick Honor** (10.9).
- Mizzou has not finished a season with four players averaging in double figures since five did so during the 2012-13 campaign.
- Overall, nine different Tigers have scored at least 10 points in a game this season.

**MULTI-TALENTED**

- **Sean East II** is more than just a scorer.
- Over the last six games, East has averaged 18.5 points and 5.3 assists per game.
- East has led the team in assists in eight of the last nine games, while also leading the team in scoring of six of those contests.
- Overall, East leads MU and ranks eighth in the SEC with 3.9 assists per game.

**THE NEED FOR THE TRIPLE**

- A trend continuing from last season is the importance of the 3-point shot.
- During the last two seasons, Missouri is 31-6 when making at least seven triples in a game but just 2-10 with fewer.
- In fact, the Tigers are shooting 11.1 percent better from 3-point range in wins under Gates.

3-Point Shooting	Wins (33)	Losses (16)
Under Coach Gates	343-883	106-382
Percentage	38.8%	27.7%
Makes Per Game	10.4	6.6

Missouri Record When...	Makes	Doesn't
Seven 3-Pointers	31-6	2-10
33.3 Percent of 3-Point Att.	27-4	6-12
More/Same Triples than Opp.	27-6	6-10

- MU ranks 60th nationally this year with 42.6 percent of its attempts coming from 3-point range.

**THREE-POINT VOID**

- Unfortunately for the Tigers, the 3-point shot has not gone in as of late.
- Mizzou has made just 25.7 percent of its shots from beyond the arc over the last three games – matching its season low with six makes in each of the last three contests.
- MU has made more than 33.3 percent of its

attempts just once in the past six games – they did so in seven of the first eight games.

- This season alone, the Tigers are now 1-4 when making seven or fewer triples (7-2 with eight or more) and 2-4 when making 33.3 percent or less (6-2 with higher).
- One missing piece is **Caleb Grill**, who is sixth in the SEC among active players in career triples and has missed the last five games with an injury.

**BLOCK PARTY**

- The Tigers are one of the nation's top teams in rejections this season.
- Mizzou currently ranks seventh nationally with 6.1 blocks per game.
- It is one of the team's biggest improvements from last year as MU averaged just 2.7 in 2022-23.
- On Nov. 22, the Tigers set a new school record with 12 blocks against South Carolina State, topping the previous school standard of 11 that was set three times and most recently in 2015.
- Sophomore **Aidan Shaw** has led Mizzou's block party and ranks 57th nationally (third in the SEC) with 1.79 blocks per game.

**WINNING THE TURNOVER BATTLE**

- The Tigers have consistently won the turnover battle over the last two seasons.
- Missouri has forced more turnovers than it committed in 43-of-49 games under Coach Gates (tying once with more turnovers five times).
- This season, the Tigers have won the turnover battle in 12-of-14 games and rank in the top 100 nationally in four key statistics.

Mizzou & Turnovers	Stat	NCAA Rank
Turnover Margin	+3.1	52nd
Turnovers Per Game	11.3	95th
Turnovers Forced Per Game	14.3	63rd
Steals Per Game	8.6	51st

- The Tigers forced a season-best 20 turnovers versus Central Arkansas, while committing 10 or fewer five times this season.

**YOUR HONOR**

- Graduate **Nick Honor** has led the Tigers from beyond the arc throughout the season.
- Honor leads Mizzou with 32 made 3-pointers, making 41.0 percent from 3-point range.
- The guard is fourth in the SEC and 150th nationally with 2.29 triples per game.
- Overall, Honor is third on the team with 10.9 points per game.

**SPECIALTY STATS**

Opp.	Off TO	Paint	2nd Ch	Fast Br	Bench
UAPB	17	44	6	18	32
Memphis	6	20	3	7	17
SIUE	8	24	6	8	17
Minnesota	15	36	5	18	26
Jackson St	17	32	12	16	35
S Carolina St	17	36	18	6	29
Loyola	28	26	15	13	21
Pittsburgh	9	30	11	5	21
Wichita St	20	24	8	7	32
Kansas	9	28	0	5	11
Seton Hall	16	30	7	17	26
Illinois	12	40	11	4	21
Central Ark	32	46	23	13	30
Georgia	14	36	15	6	3
<b>TOTAL</b>	<b>220</b>	<b>452</b>	<b>140</b>	<b>143</b>	<b>321</b>
<b>Avg</b>	<b>15.7</b>	<b>32.3</b>	<b>10.0</b>	<b>10.2</b>	<b>22.9</b>

**LARGEST LEADS & DEFICITS**

Victory .....	33, vs. Central Arkansas, 12/30
Defeat .....	24, vs. Illinois, 12/22
Lead .....	36, vs. Central Arkansas, 12/30
Lead Blown.....	14, vs. Memphis, 11/10
Lead in Loss .....	14, vs. Memphis, 11/10
Halftime Lead.....	17, vs. Ark-Pine Bluff, 11/6
Halftime Lead Blown .....	7, vs. Memphis, 11/10
Halftime Lead in Loss .....	7, vs. Memphis, 11/10
Deficit .....	30, vs. Illinois, 12/22
Deficit Overcome .....	20, at Minnesota, 11/16
Deficit in Win.....	20, at Minnesota, 11/16
Halftime Deficit .....	25, vs. Illinois, 12/22
Halftime Deficit Overcome.....	6, at Minnesota, 11/16
Halftime Deficit in Win .....	6, at Minnesota, 11/16

**ACTIVE CAREER LEADERS**

Games Played .....	Nick Honor .....	138
Games Started.....	Nick Honor .....	116
Minutes .....	Nick Honor .....	4,017
Points.....	Nick Honor .....	1,369
3-Pointers .....	Nick Honor .....	234
Rebounds.....	Noah Carter .....	544
Assists.....	Sean East II .....	384
Blocks .....	Connor Vanover .....	214
Steals .....	Nick Honor .....	153
Field Goal Pct.....	Aidan Shaw .....	62.7
3-Point Pct. ....	Tamar Bates .....	37.8
FT Pct. ....	Tamar Bates .....	89.0

**STRONG FIRST IMPRESSION**

- **Anthony Robinson II** continues to make a strong first impression as a rookie.
- Robinson leads MU with 25 steals, is third with 22 assists and adds 4.6 points and 2.4 boards.
- Overall, Robinson ranks seventh in the SEC and 140th nationally with 1.71 steals per game.
- The freshman scored in double figures in back-to-back games on Nov. 22 and Nov. 25 – the first MU rookie to do so since Kobe Brown in 2019-20.

**PIERCE STARTS TO SHINE**

- Freshman **Trent Pierce** has started to find his rhythm during his rookie campaign.
- Pierce has scored 24 points in his last four contests after totaling five in the first 10 games.
- Making his first career start versus No. 13 Illinois on Dec. 22, Pierce tallied a season-best 12 points.

Trent Pierce	First 10 Gms	Last 4 Gms
Minutes / MPG	49 5.4	38 9.5
Points / PPG	5 0.6	24 6.0
Field Goals	2-13 15.4%	10-18 55.6%
3-Pointers	1-11 9.1%	3-9 33.3%

- Overall, Pierce tallies 2.2 points and 1.2 rebounds in 13 games played and 6.7 minutes per contest.

**NEW FACES**

- One challenge the Tigers face early in the 2023-24 season is introducing a number of new faces.
- The Tigers are welcoming 11 newcomers to the roster this season.
- The nine newcomers that have played so far are currently combining to average 31.9 points, 15.6 rebounds, 5.8 assists, 5.0 steals and 3.0 blocks.

**LEADING FROM THE START**

- The signs were there from the beginning that **Sean East II** would have a strong season.
- East led MU in scoring in each of the first three games – the first Tiger to do so since 2013-14 – and capped his early-season run with the game-winner with 9.9 seconds left at Minnesota.
- Overall, East has led Mizzou in scoring eight times this year – he did so twice in 35 games in his first year at Mizzou.

**THE SHOOTING TOUCH**

- The key behind the strong start from **Sean East II** is his shooting touch.
- East has made 55.4 percent of his attempts this year, including 53.8 percent from beyond the 3-point arc (21-39).
- Last season, East connected on 22.1 percent of his 3-point attempts and it took to his 11th game to surpass his total of 15 made triples from 35 games last season.
- East is 71st in the nation with his 56.8 field goal percentage and 86th with a true shooting clip of 63.9.

**50/40/90**

- Junior **Tamar Bates** is another strong shooter for the Tigers this season.
- Bates is making 53.3 percent of his field goals, 53.1 percent from 3-point range and 90.3 percent from the free-throw line.
- No Tiger has ever finished the season by hitting all three shooting benchmarks.

**EARLY-SEASON GAINS**

- The Tigers have put together some resume bullet points early in the season.
- Missouri is the only SEC school with two road victories over power-conference schools after wins at Minnesota and Pittsburgh.
- In fact, it marks the first time since 2003-04 that Missouri has two road wins in non-conference play and first time since 1991-92 with two over power-conference foes.

**BATES SHINES IN MIZZOU DEBUT**

- **Tamar Bates** made a strong first impression.
- A transfer from Indiana, Bates scored 18 points in his first game with the Tigers, including a run of 10-straight for MU which turned a nine-point lead to a 17-point halftime advantage.
- Bates' 18 points are the most by a Tiger in his Mizzou debut since Mark Smith tallied 19 to open the 2018-19 campaign.
- Overall, Bates is averaging 10.2 points per game.

**EXPERIENCED ROSTER**

- A veteran roster will take on the challenges of the 2023-24 campaign for Mizzou.
- The average age of the Tigers' roster this season is 21.2 years old.
- MU ranks 13th nationally with 2.97 average years of experience with seven players in their fifth year.
- Overall, the Tigers boast 1,160 games of Division I experience with 531 games started.

**MIZZOU RALLIES FOR VICTORY**

- MU tallied its first power-conference win of the year at Minnesota thanks to a late second-half rally.
- Trailing by 20 points with just over 11 minutes remaining, Mizzou finished the game on a 31-9 run for a 70-68 win – capped by a **Sean East II** and-one with 9.9 seconds remaining.

at Minnesota	First 29 Mins	Last 11 Mins
Score	39-59	31-9
Mizzou FG%	39.5	55.0
Minnesota FG%	45.7	25.0
Mizzou Turnovers	8	0
Minnesota Turnovers	10	6

- It ties Missouri's largest rally since joining the SEC – also coming from 20 down to defeat Georgia in 2020 – and largest by Mizzou in at least 25 years.

## STATISTIC RANKINGS

Team	Stat	SEC	NCAA
<b>Scoring Offense</b>	<b>75.9</b>	<b>9th</b>	<b>157th</b>
Field Goal Pct.	45.2	8th	164th
Effective Field Goal Pct.	52.5	8th	125th
3-Point FG Per Game	8.9	3rd	60th
3-Point Pct.	34.2	7th	161st
Free Throw Pct.	76.8	3rd	21st
Offensive Rebounds	10.4	10th	208th
Assists	13.9	9th	158th
Turnovers Per Game	11.3	8th	95th
Fastbreak Points	10.2	10th	176th
Bench Points	22.9	10th	143rd

<b>Scoring Defense</b>	<b>71.6</b>	<b>10th</b>	<b>179th</b>
Field Goal Pct. Def.	42.9	12th	170th
3-Point Pct. Def.	32.8	8th	182nd
Defensive Rebounds	23.5	14th	297th
Blocks	6.1	2nd	7th
Steals	8.6	5th	51st
Turnovers Forced	14.3	2nd	63rd

Scoring Margin	+4.4	12th	168th
Rebounds Per Game	33.8	14th	288th
Rebound Margin	-2.8	14th	296th
Assist-Turnover Ratio	1.23	7th	117th
Turnover Margin	+3.1	3rd	52nd
Fouls Per Game	18.4	12th	273rd

Individual	Stat	SEC	NCAA
<b>Points Per Game</b>			
Sean East II	17.1	5th	118th

Field Goal Percentage	Stat	SEC	NCAA
Sean East II	55.4	3rd	71st

3-Point Field Goals Per Game	Stat	SEC	NCAA
Nick Honor	2.29	4th	150th

Defensive Rebounds Per Game	Stat	SEC	NCAA
Noah Carter	5.07	8th	168th

Assists Per Game	Stat	SEC	NCAA
Sean East II	3.9	8th	161st

Blocks Per Game	Stat	SEC	NCAA
Aidan Shaw	1.79	3rd	57th

Steals Per Game	Stat	SEC	NCAA
Anthony Robinson II	1.71	7th	140th

as of Jan. 7

## SEC STANDINGS

School	SEC			Overall			Home	Away	Neutral
	W	L	Pct.	W	L	Pct.			
South Carolina	1	0	.000	13	1	.929	9-0	1-1	3-0
Auburn	1	0	.000	12	2	.857	7-0	1-1	4-1
Kentucky	1	0	.000	11	2	.846	7-1	2-0	2-1
Georgia	1	0	.000	11	3	.786	9-0	2-0	0-3
Tennessee	1	0	.000	11	3	.786	8-0	1-1	2-2
Alabama	1	0	.000	9	5	.643	6-1	1-1	2-3
LSU	1	0	.000	9	5	.643	6-2	1-1	2-2
Ole Miss	0	1	.000	13	1	.929	9-0	2-1	2-0
Mississippi State	0	1	.000	11	3	.786	5-1	0-2	6-0
Florida	0	1	.000	10	4	.714	6-1	0-1	4-2
Arkansas	0	1	.000	9	5	.643	8-2	0-0	1-3
Texas A&M	0	1	.000	9	5	.692	5-2	2-1	2-2
<b>Missouri</b>	<b>0</b>	<b>1</b>	<b>.000</b>	<b>8</b>	<b>6</b>	<b>.571</b>	<b>6-3</b>	<b>2-1</b>	<b>0-2</b>
Vanderbilt	0	1	.000	5	9	.357	5-4	0-1	0-3

## 1,000-POINT CLUB

- Four Tigers have reached the 1,000-point club for their career with **Sean East II** joining the club on Jan. 6 versus Georgia.

### Mizzou Active Scoring Leaders

1. Nick Honor	1,369	4. Sean East II	1,000
2. Noah Carter	1,364	5. Connor Vanover	931
3. John Tonje	1,070	6. Caleb Grill	846

- The Tigers are currently 1-of-10 schools to feature four 1,000-point active scorers.

## TOP 3-POINT WEAPON

- It's no surprise **Nick Honor** is off to a strong start beyond the arc as he is one of the top returning shooters in the country.
- Honor made 39.9 percent of his 3-point attempts last season and is the top returning shooter in the SEC (minimum 40 makes).

### Returning SEC Leaders

	3PM	3PA	3P%
1. <b>Nick Honor (MIZ)</b>	<b>55</b>	<b>138</b>	<b>39.86</b>
2. Will Richard (FLA)	51	128	39.84
3. Antonio Reeves (UK)	80	201	39.80

- Overall, Honor ranks 47th nationally among active players with 234 career made 3-pointers.

## TIGERS SIGN NATION'S NO. 4 CLASS

- Mizzou made a splash on Nov. 8 by signing the nation's fourth-ranked freshman class.
- MU officially welcomed **Marcus Allen, T.O. Barrett, Annor Boateng, Trent Burns** and **Peyton Marshall** to the program – all top-100 commits.
- The No. 4 class matches the highest in school history, tying the mark of No. 4 in 2017.

## 2022-23 NOTABLES

- MU is looking to build off its momentum from last season when Whitten Family Head Coach **Dennis Gates** led the Tigers to a banner year.
- Tied for fourth, MU matched its best SEC finish since joining the conference in 2012-13.

- Mizzou then advanced to the SEC Semifinals for the first time in program history, defeating No. 17/19 Tennessee in the quarterfinals.
- The Tigers capped the season with their first NCAA Tournament victory in 13 years with a 76-65 first-round win over Utah State.
- Overall, MU's 25 wins were its most in 11 seasons.

## BEST SINCE...

- Overall, the Tigers posted some of their best numbers in years one season ago.
- In six different statistical categories, Mizzou posted its best numbers in over 10 years.

	2022-23	Best Since	
Scoring Offense	78.9	2011-12	80.4
Field Goal Pct.	47.2	2011-12	50.4
2-Point Pct.	55.8	2011-12	57.0
Assists Per Game	16.0	2011-12	16.2
Turnovers Per Game	11.1	2011-12	10.2
Steals Per Game	10.2	2009-10	10.9

## READY FOR AN ENCORE

- The Tigers are now aiming to follow up its strong debut season under **Dennis Gates**.
- MU is targeting an NCAA bid in consecutive seasons for the first time since five-straight invites from 2009 to 2013.
- The Tigers are also aiming for back-to-back top-four conference finishes for the first time since doing so in the 1994 and 1995 Big 8.

## NEWCOMER RANKS

- The Tigers welcome 11 highly-ranked newcomers to campus this season.
- Mizzou added a top-10 transfer class to its roster, placing No. 3 by On3 and No. 6 by EvanMiya.
- MU also welcomes a top-30 freshman class with its Class of 2023 ranked No. 23 by Rivals and No. 27 by 247Sports.

**MIZZOU RECORD WHEN...**

	2023-24	Gates Era	Streak
Overall	8-6	33-16	L1
Home	6-3	22-6	L1
Road	2-1	7-6	L1
Neutral	0-2	4-4	L3
SEC Games	0-1	11-8	L1
Home	0-1	7-3	L1
Road	--	4-5	W2
Non-Conference	8-6	22-9	L1
Home	6-3	15-4	L1
Road	2-1	3-1	L1
Neutral	0-2	4-4	L3
vs. Ranked Teams	0-2	6-6	L3
vs. Unranked Teams	8-4	27-10	L1
November	6-2	14-2	W3
December	2-3	6-4	W1
January	0-1	4-5	L1
February	--	5-3	W2
March	--	4-2	L1
Monday	2-0	3-0	W4
Tuesday	1-0	6-1	W2
Wednesday	1-0	6-2	W4
Thursday	1-0	3-0	W3
Friday	0-2	2-2	L2
Saturday	2-2	9-9	L1
Sunday	1-2	4-2	L1
Leading at Halftime	6-2	23-3	W4
Trailing at Halftime	2-4	8-12	L4
Tied at Halftime	--	2-1	L1
Leading w/ 5:00 Left	7-1	27-1	W5
Trailing/Tied w/ 5:00 Left	1-5	6-15	L4
Overtime	--	2-0	W3
Decided by 1-5 points	1-1	9-1	L1
Decided by 6-10 points	3-2	9-5	L2
Decided by 11+ points	4-2	15-9	W1
Scoring 100+ Points	1-0	3-0	W47
Scoring 90-99	1-0	5-0	W21
Scoring 80-89	2-1	15-1	L1
Scoring 70-79	3-2	7-2	L1
Scoring 60-69	1-2	3-10	L2
Scoring 59 or less	0-1	0-3	L14
Opponent scores 100+	--	--	L7
Opp. Scores 90-99	0-2	1-3	L3
Opp. Scores 80-89	--	6-3	L1
Opp. Scores 70-79	3-4	12-8	L2
Opp. Scores 60-69	2-0	9-2	W5
Opp. Scores 59 or less	3-0	5-0	W5
Missouri FG% ≥ 50.0	3-0	18-0	W21
Opp. FG% ≥ 50.0	0-1	4-3	W3
Missouri FG% < 40.0	0-2	0-8	L18
Opp. FG% < 40.0	4-0	9-1	W5
MU Outshoots Opp.	8-1	27-1	W5
Opp. Outshoots MU	0-5	6-15	L9
Attempts More FTs	3-1	14-2	W3
Attempts Fewer FTs	5-5	18-14	L4
FTs Even	--	1-0	W1
Outrebounds Opp.	5-1	7-1	W3
Outrebounded	3-5	24-15	L4
Rebounds Equal	--	2-0	W2
Commits Fewer Turnovers	8-4	32-11	L1
Commits More Turnovers	0-2	0-5	L6
Turnovers Even	--	1-0	W1
Commits Fewer Fouls	4-1	16-2	W4
Commits More Fouls	4-4	17-11	L1
Fouls Even	0-1	0-3	L3

**NO. 1 JUNIOR COLLEGE PLAYERS**

- Mizzou is making it a habit to bring the No. 1 junior college player to campus.
- For the second-straight year, the NJCAA Player of the Year has joined the Tigers with **Curt Lewis** earning the honor in 2023 after **Sean East II** did so in 2022.
- Lewis led John A. Logan to its first national title last season, averaging 14.3 points and shooting 48.3 percent from 3-point range.

**CAN'T TEACH HEIGHT**

- The Tigers feature a lot of height in 2023-24.
- With **Connor Vanover** (7-5), **Mabor Majak** (7-2) and **Jordan Butler** (7-0), Mizzou is one of just five schools in the nation to feature three seven-footers on its roster – joining Arizona (4), Duke (3), Oregon State (3) and Santa Clara (3).
- Additionally, Vanover is the tallest player in school history and tied with Ole Miss' Jamarion Sharp for the tallest in the NCAA this season.
- Last year, Vanover had more blocks individually (110) than Mizzou did as a team (95).

**INTERNATIONAL DUTY**

- Graduate guard **John Tonje** spent his summer helping the Cameroon National Team advance in the Olympic Qualifying Tournament.
- In the final of the Pre-Qualifying Tournament in Nigeria, Tonje and Cameroon defeated Senegal, 80-74, to advance to final rounds of qualifying.
- Four of the 24 teams remaining in qualifying will advance to Paris 2024 with the tournament set for July 2024.

**GATES BY THE NUMBERS**

- **Dennis Gates** enjoyed a great debut season with the Tigers in 2022-23 with his 25 wins – the second-most by a first-year MU coach.

Wins in MU Debut Season	Season	Wins
1. Frank Haith	2011-12	30
2. <b>Dennis Gates</b>	<b>2022-23</b>	<b>25</b>
3. Cuonzo Martin	2017-18	20

- In fact, his 25 wins are also the fifth-most by a first-year SEC coach in conference history.

SEC First-Year Coach (All-Time)	Season	Wins
1. Tubby Smith, Kentucky	1997-98	35
John Calipari, Kentucky	2009-10	35
3. Eddie Sutton, Kentucky	1985-86	32
4. Trent Johnson, LSU	2008-09	27
5. <b>Dennis Gates, Missouri</b>	<b>2022-23</b>	<b>25</b>

**BUILDING A STAFF**

- **Dennis Gates** has built a staff that includes multiple years of head-coaching experience.
- Three assistants have enjoyed time leading a college program: **Charlton "C.Y." Young** (Georgia Southern, 2009-13), **David "Dickey" Nutt** (Arkansas State, 1995-08; Southeast Missouri,

2009-15) and **Kyle Smithpeters** (John A. Logan CC, 2012-22).

- Additionally, special assistant to the head coach **Matt Lottich** joins the roster after spending the last seven years leading Valparaiso.

**WHERE ARE THEY NOW?**

- A number of 2022-23 Tigers have continued their basketball career at the professional level.
- **Kobe Brown** was a first-round draft pick of the Clippers, while **D'Moi Hodge** signed as a rookie free agent with the Lakers.
- In addition, **Isiah Mosley** was selected eighth overall in the G-League Draft and is playing for the Wisconsin Herd.
- **DeAndre Gholston** is also playing in Hungary.

**TIGERS IN THE NBA**

- Overall, 12 former Tigers are currently in the NBA.
- In addition to **Kobe Brown** and **D'Moi Hodge**, Mizzou is represented by **Jordan Clarkson** (Jazz), **Jontay Porter** (Raptors), **Michael Porter Jr.** (Nuggets) and **Dru Smith** (Heat).
- In the front office, former Tigers include **Josh Kroenke** (Nuggets President), **Quin Snyder** (Hawks head coach), **DeMarre Carroll** (Lakers assistant), **Larry Drew** (Clippers assistant), **Phil Pressey** (Celtics assistant) and **Jarrett Sutton** (Pelicans scout).

**OH CAPTAIN! MY CAPTAIN!**

- Four Tigers are set to serve as team captains during the 2023-24 campaign.
- **Nick Honor** will serve as a team captain for the second-straight season, while **Noah Carter**, **Sean East II** and **Mabor Majak** are first-year leaders.

**MU SLATED NINTH IN SEC POLL**

- Missouri was slated to finish ninth in the SEC this season, as voted on by the league's media.
- Tennessee was picked first in the preseason rankings, followed by Texas A&M, Arkansas, Kentucky and Alabama in the top five.
- Last season, the Tigers were slated to finish 11th before their eventual fourth-place finish.

**EIGHT CORE VALUES**

- One goal of Coach Gates in building a program is to instill eight core values in the student-athletes that they carry into the classroom, on the court and into the community.
- The eight core values are: friendship, love, accountability, trust, discipline, unselfishness, enthusiasm and toughness.



**TIGER RADIO NETWORK**

City	Call Letters	Station
Ava	KKOZ	92.1 FM
Ava	KKOZ	1430 AM
Bethany	KAAN	95.5 FM
Cameron	KMRN	99.3 FM
Cameron	KMRN	1360 AM
Cape Girardeau	KGIR	93.5 FM
Cape Girardeau	KGIR	1220 AM
Caruthersville	KCRV	105.1 FM
Columbia	KCMQ	96.7 FM
Columbia	KTGR	105.1 FM
Columbia	KTGR	1580 AM
Farmington	KREI	800 AM
Festus	KJFF	1400 AM
Hannibal	KHMO	1070 AM
Houston	KBTC	105.7 FM
Houston	KBTC	1250 AM
Joplin	WMBH	101.3 FM
Joplin	WMBH	1560 AM
Kansas City	KMBZ	980 AM
Kennett	KMIS	1050 AM
Kirksville	KTUF	93.7 FM
Marceline	KDWD	99.1 FM
Marshall	KMMO	102.9 FM
Marshall	KMMO	1300 AM
Mexico	KXEO	1340 AM
Moberly	KWIX	1230 AM
Monett	KRMO	990 AM
Monroe City	KWBZ	107.5 FM
Nevada	KNEM	1240 AM
Nevada	KNMO	97.5 FM
Poplar Bluff	KLID	1340 AM
Rolla	KDAA	103.1 FM
Salem	KSMO	1340 AM
Sedalia	KSIS	1050 AM
Springfield	KBFL	96.9 FM
Springfield	KBFL	1060 AM
St. Louis	KTRS	550 AM
Sullivan	KTUI	102.1 FM
Trenton	KTTN	92.3 FM
Troy	KYRO	1280 AM
Versailles	KTKS	95.1 FM
West Plains	KSPQ	93.9 FM

**TOP OF THE CLASS**

- The Tigers have excelled in the classroom under Dennis Gates.
- Mizzou posted a 3.36 grade point average during the fall semester – the second-highest recorded GPA during program history.
- Last year, eight Tigers were selected to the NABC Honors Court – the second-most nationally.

**ATTENDANCE BUMP**

- The Mizzou fan base liked what they saw last year and showed up in 2022-23.
- The Tigers ranked fourth in the SEC with an average attendance of 11,571 in 19 games – a 62.6 percent increase that ranked first in the nation among power-conference schools.
- Overall, MU has seen an increase of 2,000 season tickets this season and is averaging 11,035 fans through nine games – ranking 29th nationally.

**RENOVATED MIZZOU ARENA**

- Mizzou Arena has a new look to it this season.
- New features inside the arena that opened in 2004 include new black seats to replace the original gold seating, a new scoreboard that is 50 percent bigger than previous one (four displays of 16.5' wide and 24.5' tall) and an updated lighting system that will enhance fan experience.

**VOICE OF THE TIGERS**

- The Voice of the Tigers, **Mike Kelly** is in his 33rd season calling games for the Missouri men's basketball team.
- Kelly has called 1,018 games, celebrating his milestone 1,000th game last year versus LSU (March 1, 2023).
- Kelly has also served as the school's football play-by-play announcer since 1994.



AP POLL

1. Purdue (54)	14-1	1566
2. Houston (7)	14-0	1486
3. Kansas (2)	13-1	1481
4. UConn	13-2	1335
5. Tennessee	11-3	1291
6. Kentucky	22-2	1253
7. North Carolina	11-3	1253
8. Arizona	12-3	1107
9. Oklahoma	13-1	1023
10. Illinois	11-3	924
11. Marquette	11-4	869
Duke	11-3	869
13. Memphis	13-2	843
14. Baylor	12-2	787
15. Wisconsin	11-3	663
16. Auburn	12-2	559
17. Colorado State	13-2	436
18. BYU	12-2	426
19. San Diego State	13-2	386
20. Utah State	14-1	241
21. Clemson	11-3	219
22. Creighton	11-4	187
23. Gonzaga	11-4	187
24. Florida Atlantic	11-4	185
25. Texas	11-3	148

RV: Dayton (126), Mississippi (125), James Madison (98), Cincinnati (79), Nevada (77), Texas Tech (62), Wake Forest (38), Grand Canyon (35), Seton Hall (34), South Carolina (29), Miami (27), St. John's (18), Iowa State (16), Colorado (8), NC State (7), Michigan State (7), Alabama (7), Providence (6), Oregon (4), TCU (4), Northwestern (3), Princeton (2), Utah (2).

USA TODAY COACHES POLL

1. Purdue (2213)	14-1	788
2. Houston (10)	14-0	762
3. Kansas (1)	13-1	754
4. UConn	13-2	685
5. Tennessee	11-3	661
6. Kentucky	11-2	628
7. North Carolina	11-3	592
8. Arizona	12-3	556
9. Oklahoma	13-1	490
10. Illinois	11-3	455
11. Duke	11-3	446
12. Marquette	11-4	428
13. Memphis	13-2	410
14. Baylor	12-2	378
15. Wisconsin	11-3	341
16. Auburn	12-2	301
17. BYU	12-2	251
18. Colorado State	13-2	221
19. San Diego State	13-2	198
20. Creighton	11-4	147
21. Gonzaga	11-4	146
22. Clemson	11-3	133
23. Utah State	14-1	77
Ole Miss	13-1	77
25. Florida Atlantic	11-4	58

RV: Texas (55), Nevada (45), Cincinnati (36), Iowa State (33), Dayton (33), James Madison (32), Grand Canyon (30), Miami (24), TCU (23), Wake Forest (21), Texas Tech (18), Ohio State (12), Seton Hall (11), Alabama (9), St. John's (8), Providence (7), Michigan State (7), Indiana State (7), South Carolina (3), Princeton (2), Villanova (1), Northwestern (1), New Mexico (1).

MIZZOU WEEK-BY-WEEK

	PRE	N13	N20	N27	D04	D11	D18	D25	J01	J08	J15	J22	J29	F05	F12	F19	F26	M04	M11	FINAL
AP Poll	RV	--	--	--	--	--	--	--	--	--	--	--	--	--	--	--	--	--	--	--
Coaches	RV	--	--	--	--	--	--	--	--	--	--	--	--	--	--	--	--	--	--	--

MIZZOU vs AP TOP 25

Rank	Overall	Home	Away	Neutral	Streak	Last Win
#1	4-19	3-6	1-7	0-6	L10	96-94 vs. Kansas (2/4/97)
#2	1-16	0-6	0-8	1-2	L11	98-86 vs. Oklahoma (3/12/89)
#3	8-20	5-5	2-10	1-5	L2	89-88 at Baylor (1/21/12)
#4	7-22	5-11	1-6	1-5	L4	73-64 vs. Oklahoma (3/4/09)
#5	3-8	2-1	0-3	1-4	W1	63-60 vs. Florida (2/19/13)
<b>Top Five</b>	<b>23-85</b>	<b>15-29</b>	<b>4-34</b>	<b>4-22</b>	<b>L12</b>	<b>63-60 vs. Florida (2/19/13)</b>
#6	5-17	3-5	2-7	0-5	W1	86-85 at Tennessee (2/11/22)
#7	8-13	4-5	2-6	2-2	L4	72-68 vs. Kansas (3/6/05)
#8	7-10	6-2	1-5	0-3	L3	74-71 vs. Kansas (2/4/12)
#9	2-12	0-4	0-4	2-4	L3	78-77 vs. Iowa (11/21/01)
#10	5-6	3-0	1-3	1-3	W1	68-65 vs. Alabama (2/6/21)
<b>No. 6-10</b>	<b>27-58</b>	<b>16-16</b>	<b>6-25</b>	<b>5-17</b>	<b>W1</b>	<b>86-85 at Tennessee (2/11/23)</b>
#11	9-5	5-2	3-2	1-1	W1	85-73 vs. Auburn (2/15/20)
#12	6-7	3-1	1-2	2-4	W1	78-61 vs. Iowa State (1/28/23)
#13	4-7	2-0	1-5	1-2	L3	72-69 at Oklahoma State (2/25/02)
#14	5-4	2-1	1-2	2-1	L2	83-67 vs. Ohio State (3/16/02)
#15	6-11	4-2	0-5	2-4	W1	92-86 vs. Alabama (1/8/22)
<b>No. 11-15</b>	<b>30-34</b>	<b>16-6</b>	<b>6-16</b>	<b>8-12</b>	<b>L1</b>	<b>78-61 vs. Iowa State (1/28/23)</b>
#16	7-7	3-3	1-2	3-2	W1	93-71 vs. Illinois (12/22/22)
#17	7-10	4-5	0-3	3-2	W1	79-71 vs. Tennessee (3/10/23)
#18	4-12	2-4	1-7	1-1	L2	80-71 vs. UCLA (12/7/13)
#19	10-7	4-1	2-5	4-1	W1	89-75 vs. Kentucky (12/28/22)
#20	5-10	3-3	1-4	1-3	L2	92-53 vs. California (11/22/11)
<b>No. 16-20</b>	<b>33-46</b>	<b>16-16</b>	<b>5-21</b>	<b>12-9</b>	<b>W3</b>	<b>79-71 vs. Tennessee (3/10/23)</b>
#21	8-7	3-2	1-4	4-1	W1	83-75 vs. Oregon (12/2/20)
#22	4-6	1-2	2-3	1-1	L2	77-74 vs. Kansas State (2/2/08)
#23	5-8	2-2	0-4	3-2	L4	98-79 vs. Ole Miss (2/9/13)
#24	1-3	1-0	0-3	0-0	L3	81-79 vs. Oklahoma State (2/11/95)
#25	3-4	2-1	0-2	1-1	W1	79-76 vs. Arkansas (1/18/23)
<b>No. 21-25</b>	<b>21-28</b>	<b>9-7</b>	<b>3-16</b>	<b>9-5</b>	<b>W1</b>	<b>79-76 vs. Arkansas (1/18/23)</b>
<b>OVERALL</b>	<b>134-251</b>	<b>72-74</b>	<b>24-112</b>	<b>38-65</b>	<b>L3</b>	<b>79-71 vs. Tennessee (3/10/23)</b>

RANKED MEETINGS WITH KENTUCKY

Date	Winner	Loser	Location
12/31/60	#19 Kentucky 81	Missouri 69	Lexington, Ky.
12/17/71	#7 Kentucky 83	Missouri 79	Lexington, Ky.
11/26/97	#8 Kentucky 77	Missouri 55	Lahaina, Hawaii
2/1/14	#11 Kentucky 84	Missouri 79	Columbia, Mo.
1/13/15	#1 Kentucky 86	Missouri 37	Lexington, Ky.
1/29/15	#1 Kentucky 69	Missouri 53	Columbia, Mo.
1/27/16	#20 Kentucky 88	Missouri 54	Lexington, Ky.
2/21/17	#11 Kentucky 72	Missouri 62	Columbia, Mo.
2/3/18	Missouri 69	#21 Kentucky 60	Columbia, Mo.
2/19/19	#4 Kentucky 66	Missouri 58	Columbia, Mo.
1/4/20	#14 Kentucky 71	Missouri 59	Lexington, Ky.
2/3/21	#18 Missouri 75	Kentucky 70	Columbia, Mo.
12/29/21	#18 Kentucky 83	Missouri 56	Lexington, Ky.
12/28/22	Missouri 89	#19 Kentucky 75	Columbia, Mo.

Both Teams Ranked: n/a  
 Only Mizzou Ranked: Missouri, 1-0  
 Only Kentucky Ranked: Kentucky, 11-2

Opponent	Score	1H	2H	OTs	FGM	FGA	PCT.	3PM	3PA	PCT.	FTM	FTA	PCT.	OFF	DEF	REB	PF	A	TO	STL	BLK
Missouri	W, 101-79	57	44	--	36	64	56.3	12	30	40.0	17	19	89.5	11	27	38	26	19	13	7	9
vs. Arkansas-Pine Bluff		40	39	--	23	57	40.4	8	29	27.6	25	31	80.6	11	18	29	18	8	16	9	2
Missouri	L, 55-70	33	22	--	18	57	31.6	6	30	20.0	13	17	76.5	6	29	36	17	8	12	9	4
vs. Memphis		26	44	--	27	63	42.9	7	20	35.0	9	16	56.3	11	36	47	20	16	10	7	6
Missouri	W, 68-50	38	30	--	23	53	43.4	11	29	37.9	11	14	78.6	8	29	37	19	16	9	7	8
vs. SIU Edwardsville		31	19	--	14	50	28.0	4	15	26.7	18	25	72.0	10	23	33	15	7	11	5	4
Missouri	W, 70-68	32	38	--	28	63	44.4	8	23	34.8	6	8	75.0	9	19	28	15	14	8	10	7
at Minnesota		38	30	--	24	58	41.4	8	23	34.8	12	17	70.6	16	28	44	13	16	16	3	7
Missouri	L, 72-73	37	35	--	27	55	49.1	11	29	37.9	7	11	63.6	8	26	34	17	19	18	7	7
vs. Jackson State		34	39	--	28	62	45.2	6	18	33.3	11	16	68.8	10	22	32	17	13	13	12	0
Missouri	W, 82-59	35	47	--	31	58	53.4	9	24	37.5	11	13	84.6	12	21	33	10	16	13	11	12
vs. South Carolina State		37	22	--	26	55	47.3	2	10	20.0	5	8	62.5	10	16	26	14	13	15	9	1
Missouri	W, 78-70	35	43	--	26	58	44.8	11	28	39.3	15	24	62.5	10	24	34	16	10	10	14	3
vs. Loyola Maryland		31	39	--	25	56	44.6	10	30	33.3	10	17	58.8	12	29	41	20	16	18	2	1
Missouri	W, 71-64	38	33	--	27	60	45.0	8	22	36.4	9	14	64.3	11	25	36	20	14	10	6	4
at Pittsburgh		35	29	--	16	47	34.0	7	25	28.0	25	31	80.6	9	24	33	14	8	11	4	3
Missouri	W, 82-72	41	41	--	24	60	40.0	11	33	33.3	23	25	92.0	7	25	32	18	15	9	13	6
vs. Wichita State		34	38	--	26	68	38.2	8	28	28.6	12	13	92.3	18	30	48	20	9	18	6	1
Missouri	L, 64-73	29	35	--	24	58	41.4	7	21	33.3	9	13	69.2	7	18	25	19	11	12	8	5
at Kansas		41	32	--	25	56	44.6	3	10	30.0	20	23	87.0	13	29	42	16	16	16	6	4
Missouri	L, 87-93	38	49	--	28	62	45.2	12	24	50.0	19	22	86.4	15	14	29	21	14	13	3	3
vs. Seton Hall (Kansas City)		42	51	--	33	56	58.9	10	23	43.5	17	23	73.9	12	19	31	18	16	15	5	4
Missouri	L, 73-97	24	49	--	29	74	39.2	6	27	22.2	9	16	56.3	12	23	35	23	6	7	8	4
vs. Illinois (St. Louis)		49	48	--	32	65	49.2	11	33	33.3	22	31	71.0	16	35	51	14	17	10	5	4
Missouri	W, 92-59	46	46	--	36	67	53.7	6	24	25.0	14	17	82.4	21	26	47	19	18	16	13	6
vs. Central Arkansas		31	28	--	19	53	35.8	9	28	32.1	12	16	75.0	10	12	22	17	11	20	8	4
Missouri	L, 68-75	38	30	--	28	63	44.4	6	19	31.6	6	7	85.7	9	21	30	18	14	8	5	7
vs. Georgia		40	35	--	24	50	48.0	12	28	42.9	15	21	71.4	8	26	34	10	12	12	4	1

Missouri  
at Kentucky

Missouri  
vs. South Carolina

Missouri  
at Alabama

Missouri  
vs. Florida

Missouri  
at Texas A&M

Missouri  
at South Carolina

Missouri  
vs. Arkansas

Missouri  
at Vanderbilt

Missouri  
vs. Texas A&M

Missouri  
vs. Mississippi State

Missouri  
at Ole Miss

Missouri  
vs. Tennessee

Missouri  
at Arkansas

Missouri  
at Florida

Missouri  
vs. Ole Miss

Missouri  
vs. Auburn

Missouri  
at LSU

DATE	OPPONENT	RESULT	RECORD	SEC	HIGH POINTS	HIGH REBOUNDS	HIGH ASSISTS	ATTEND.
Nov. 6	ARKANSAS-PINE BLUFF	W, 101-79	1-0	--	Sean East II (21)	Aidan Shaw (9)	Carralero Martin / Honor (5)	11,486
Nov. 10	MEMPHIS	L, 55-70	1-1	--	Sean East II (14)	Caleb Grill (10)	Jesus Carralero Martin (3)	15,061
Nov. 13	SIU EDWARDSVILLE	W, 68-50	2-1	--	Sean East II (20)	Noah Carter (10)	Anthony Robinson II (2)	9,656
Nov. 16	at Minnesota	W, 70-68	3-1	--	Nick Honor (16)	Noah Carter (6)	Caleb Grill (4)	7,975
Nov. 19	JACKSON STATE	L, 72-73	3-2	--	Nick Honor (17)	Carralero Martin / Grill (7)	Jesus Carralero Martin (6)	9,690
Nov. 22	SOUTH CAROLINA STATE	W, 82-59	4-2	--	Sean East II (21)	Aidan Shaw (7)	Sean East II (4)	9,745
Nov. 25	LOYOLA MARYLAND	W, 78-70	5-2	--	Noah Carter (18)	Noah Carter (6)	Sean East II (4)	9,762
Nov. 28	at Pittsburgh	W, 71-64	6-2	--	Sean East II (21)	Noah Carter (8)	East / Honor (4)	7,390
Dec. 3	WICHITA STATE	W, 82-72	7-2	--	Sean East II (22)	Caleb Grill (10)	Sean East II (9)	10,885
Dec. 9	at Kansas	L, 64-73	7-3	--	Sean East II (21)	Noah Carter (7)	Sean East II (6)	16,300
Dec. 17	vs. Seton Hall	L, 87-93	7-4	--	Tamar Bates (22)	Noah Carter (9)	Sean East II (6)	7,062
Dec. 22	vs. Illinois	L, 73-97	7-5	--	Sean East II (18)	Anthony Robinson II (6)	East / Robinson (2)	18,485
Dec. 30	CENTRAL ARKANSAS	W, 92-59	8-5	--	Tamar Bates (25)	Noah Carter (8)	Nick Honor (5)	10,623
Jan. 6	GEORGIA	L, 68-75	8-6	0-1	Sean East II (18)	East / Shaw (6)	Sean East II (8)	12,407
Jan. 9	at Kentucky							
Jan. 13	SOUTH CAROLINA							
Jan. 16	at Alabama							
Jan. 20	FLORIDA							
Jan. 23	at Texas A&M							
Jan. 27	at South Carolina							
Jan. 31	ARKANSAS							
Feb. 3	at Vanderbilt							
Feb. 7	TEXAS A&M							
Feb. 10	MISSISSIPPI STATE							
Feb. 17	at Ole Miss							
Feb. 20	TENNESSEE							
Feb. 24	at Arkansas							
Feb. 28	at Florida							
March 2	OLE MISS							
March 5	AUBURN							
March 9	at LSU							

**MISSOURI GAME LEADERS**

Points	Rebounds	Assists
Sean East II ..... 9	Noah Carter ..... 7	Sean East II ..... 8
Tamar Bates ..... 2	Caleb Grill ..... 3	Jesus Carralero Martin ..... 3
Nick Honor ..... 2	Aidan Shaw ..... 3	Nick Honor ..... 3
Noah Carter ..... 1	Jesus Carralero Martin ..... 1	Anthony Robinson II ..... 2
	Sean East II ..... 1	Caleb Grill ..... 1
	Anthony Robinson II ..... 1	

**MISCELLANEOUS STATS**

<b>10+ Points</b>	
Sean East II ..... 12	Anthony Robinson II ..... 2
Noah Carter ..... 9	Aidan Shaw ..... 2
Nick Honor ..... 8	Connor Vanover ..... 2
Tamar Bates ..... 6	Trent Pierce ..... 1
Caleb Grill ..... 4	
<b>20+ Points</b>	
Sean East II ..... 6	Tamar Bates ..... 2
<b>10+ Rebounds</b>	
Caleb Grill ..... 2	Noah Carter ..... 1
<b>Double-Doubles</b>	
Noah Carter ..... 1	Caleb Grill ..... 1
<b>5+ Assists</b>	
Sean East II ..... 4	Nick Honor ..... 2
Jesus Carralero Martin ..... 2	

**TEAM HIGHS & LOWS**

		<b>MISSOURI</b>		<b>OPPONENT</b>	
Points, 1st Half	High	57	vs. Arkansas-Pine Bluff, 11/6	49	Illinois, 12/22
	Low	29	at Kansas, 12/9	26	Memphis, 11/10
Points, 2nd Half	High	49	2x (last vs. Illinois, 12/22)	51	Seton Hall, 12/17
	Low	22	vs. Memphis, 11/10	19	SIU Edwardsville, 11/13
Total Points	High	101	vs. Arkansas-Pine Bluff, 11/6	97	Illinois, 12/22
	Low	55	vs. Memphis, 11/10	50	SIU Edwardsville, 11/10
Field Goals Made	High	36	2x (last vs. Central Arkansas, 12/30)	33	Seton Hall, 12/17
	Low	18	vs. Memphis, 11/10	14	SIU Edwardsville, 11/13
Field Goals Attempted	High	74	vs. Illinois, 12/22	68	Wichita State, 12/3
	Low	53	vs. SIU Edwardsville, 11/13	47	Pittsburgh, 11/28
Field Goal Pct.	High	56.3	vs. Arkansas-Pine Bluff, 11/6 (36-64)	58.9	Seton Hall, 12/17 (33-56)
	Low	31.6	vs. Memphis, 11/10 (18-57)	28.0	SIU Edwardsville, 11/13 (14-50)
3-Pointers Made	High	12	2x (last vs. Seton Hall, 12/17)	12	Georgia, 1/6
	Low	6	4x (last vs. Georgia, 1/6)	2	South Carolina State, 11/22
3-Pointers Attempted	High	33	vs. Wichita State, 12/3	33	Illinois, 12/22
	Low	19	vs. Georgia, 1/6	10	2x (last: Kansas, 12/9)
3-Point Pct.	High	50.0	vs. Seton Hall, 12/17 (12-24)	43.5	Seton Hall, 12/17 (10-23)
	Low	20.0	vs. Memphis, 11/10 (6-30)	20.0	South Carolina State, 11/22 (2-10)
Free Throws Made	High	23	vs. Wichita State, 12/3	25	2x (last: Pittsburgh, 11/28)
	Low	6	2x (last vs. Georgia, 1/6)	5	South Carolina State, 11/22
Free Throws Attempted	High	25	vs. Wichita State, 12/3	31	3x (last: Illinois, 12/22)
	Low	7	vs. Georgia, 1/6	8	South Carolina State, 11/22
Free Throws Pct.	High	92.0	vs. Wichita State, 12/3 (23-25)	92.3	Wichita State, 12/3 (12-13)
	Low	56.3	vs. Illinois, 12/22 (9-16)	56.3	Memphis, 11/10 (9-16)
Offensive Rebounds	High	21	vs. Central Arkansas, 12/30	18	Wichita State, 12/3
	Low	6	vs. Memphis, 11/10	8	Georgia, 1/6
Total Rebounds	High	47	vs. Central Arkansas, 12/30	51	Illinois, 12/22
	Low	25	at Kansas, 12/9	22	Central Arkansas, 12/30
Rebound Margin	High	+25	vs. Central Arkansas, 12/30	+17	Kansas, 12/9
	Low	-17	at Kansas, 12/9	-25	Central Arkansas, 12/30
Fouls	High	26	vs. Arkansas-Pine Bluff, 11/6	20	2x (last: Loyola, 11/25)
	Low	10	vs. South Carolina State, 11/22	10	Georgia, 1/6
Assists	High	19	2x (last vs. Jackson State, 11/19)	17	Illinois, 12/22
	Low	6	vs. Illinois, 12/22	7	SIU Edwardsville, 11/13
Turnovers	High	18	vs. Jackson State, 11/19	20	Central Arkansas, 12/30
	Low	7	vs. Illinois, 12/22	10	2x (last: Illinois, 12/22)
Steals	High	14	vs. Loyola, 11/25	12	Jackson State, 11/19
	Low	3	vs. Seton Hall, 12/17	2	Loyola, 11/25
Blocks	High	12	vs. South Carolina State, 11/22	7	Minnesota, 11/16
	Low	3	2x (last vs. Seton Hall, 12/17)	0	Jackson State, 11/19

**INDIVIDUAL HIGHS**

		<b>MISSOURI</b>		<b>OPPONENT</b>	
Points		25	Tamar Bates, vs. Central Arkansas, 12/30	34	Kylen Milton, Arkansas-Pine Bluff, 11/6
Field Goals Made		9	2x (last: Sean East II, vs. Georgia, 1/6)	10	2x (last: Davion Everett, South Carolina State, 11/22)
Field Goals Attempted		20	Sean East II, vs. Georgia, 1/6	27	Joe French, Arkansas-Pine Bluff, 11/6
Field Goal Pct. (min 5 made)		90.0	Tamar Bates, vs. vs. Central Arkansas, 12/30 (9-10)	100.0	Russel Tchewa, Georgia, 1/6 (5-5)
3-Pointers Made		4	6x (last: Tamar Bates, vs. Seton Hall, 12/17)	5	2x (last: Quincy Guerrier, Illinois, 12/22)
3-Pointers Attempted		10	Nick Honor, vs. Arkansas-Pine Bluff, 11/6	14	Joe French, Arkansas-Pine Bluff, 11/6
3-Point Pct. (min 3 made)		100.0	Tamar Bates, vs. Seton Hall, 12/17 (4-4)	66.7	Dylan Addae-Wusu, Seton Hall, 12/17 (4-6)
Free Throws Made		8	Caleb Grill, vs. Arkansas-Pine Bluff, 11/6	15	Kylen Milton, Arkansas-Pine Bluff, 11/6
Free Throws Attempted		9	Caleb Grill, vs. Arkansas-Pine Bluff, 11/6	20	Kylen Milton, Arkansas-Pine Bluff, 11/6
Free Throws Pct. (min 5 made)		100.0	3x (last: Noah Carter, vs. vs. Central Ark., 12/30) (5-5)	100.0	Ishmael Leggett, Pittsburgh, 11/28 (8-8)
Offensive Rebounds		4	Noah Carter, vs. Seton Hall, 12/17	6	Ty Rodgers, Illinois, 12/22
Total Rebounds		10	3x (last: Caleb Grill, vs. Wichita State, 12/3)	17	Harlond Beverly, Wichita State, 12/3
Assists		9	Sean East II, vs. Wichita State, 12/3	7	Marcus Domask, Illinois, 12/22
Steals		5	Anthony Robinson II, vs. Loyola, 11/25	4	2x (last: Harlond Beverly, Wichita State, 12/3)
Blocks		5	2x (last: Aidan Shaw, South Carolina State, 11/22)	3	2x (last: Ubong Abasi Etim, Central Arkansas, 12/30)





# DENNIS GATES

@coachdgates

**Whitten Family Men's Basketball Head Coach**

It took just one season for Whitten Family Men's Basketball Head Coach Dennis Gates to make an impression at Missouri. Now in his second season with the Tigers, Gates aims to take the next step as Mizzou competes for titles.

## MISSOURI

- Led the MU to its first NCAA Tournament win in 13 seasons and its first-ever appearance in the SEC Semifinals.
- Overall, engineered the seventh-best improvement nationally in his first season, finishing with the program's most wins (25) in 11 years.
- His 25 victories are also the fifth-most by any first-year SEC coach in conference history – trailing only Tubby Smith, John Calipari, Eddie Sutton and Trent Johnson.
- Helped a pair of standouts in Kobe Brown (LA Clippers) and D'Moi Hodge (LA Lakers) earn NBA contracts.

## CLEVELAND STATE

- Rebuilt the Vikings program – winning 50 games, including a 39-19 mark his final two seasons.
- Won two Horizon League regular-season titles (2020, 2021), the 2021 Horizon League Tournament crown and berths to the 2021 NCAA Tournament and 2022 Postseason NIT.
- Two-time Horizon League Coach of the Year (2020 and 2021).
- Mentored two Horizon League Defensive Players of the Year, five all-conference honorees and five All-Defensive Team selections.

## FLORIDA STATE

- Spent eight seasons on Leonard Hamilton's staff at FSU, mirroring the Seminoles' rise to national prominence.
- Florida State advanced to four NCAA Tournament in his eight years, including an Elite Eight bid in 2018 and Sweet 16 trips in 2012 and 2019.
- Instrumental in recruiting four-straight top-15 classes, which produced five NBA Draft picks over four years – Jonathan Isaac (No. 9 selection in 2017), Malik Beasley (No. 19 in 2016), Mfiondu Kabengele (No. 27 in 2019), Dwayne Bacon (No. 40 in 2017) and Terance Mann (No. 48 in 2019).

## PLAYING CAREER

- Combo guard for the Cal Golden Bears
- Served as a three-year captain, helping lead the team to three 20-win seasons
- Played in 114 career games with 34 starting assignments, totaling 432 points, 140 rebounds, 148 assists and 100 steals.
- Two-time Pac-10 All-Academic First Team selection
- Named Cal's Most Inspirational Player in 2001 and the team's Outstanding Student-Athlete in 1999 and 2001
- Awarded the 2002 Pac-10 Medal of Honor, which is presented to the Pac-10 Universities Top Graduating Student-Athlete.

## YEAR-BY-YEAR RECORD

### CLEVELAND STATE

YEAR	RECORD	PCT.	HORIZON	PLACE	NOTES
2019-20	11-21	34.4	7-11	t-7th	Earned first career win versus Edinboro, 79-54 (Nov. 9)
2020-21	19- 8	70.4	16- 4	1st	Horizon League Tournament Champions / NCAA First Round
2021-22	20-11	64.5	15- 6	1st	NIT First Round
<b>CSU TOTALS</b>	<b>50-40</b>	<b>55.6</b>	<b>38-21</b>		<b>Two Horizon League Regular-Season Titles &amp; One Tournament Title</b>

### MISSOURI

YEAR	RECORD	PCT.	SEC	PLACE	NOTES
2022-23	25-10	71.4	11-7	t-4th	USA Today SEC Coach of the Year
2023-24	8- 6	57.1	0-1		
<b>MU TOTALS</b>	<b>33-16</b>	<b>67.3</b>	<b>11-8</b>		
<b>CAREER</b>	<b>83-56</b>	<b>59.7</b>	<b>49-29</b>		

## PERSONAL

### BIRTHDAY

January 14

### EDUCATION

California '01 (Bachelor's)  
Sociology  
Florida State '05 (Master's)  
Adult Education and Human  
Resource Development

### WIFE

Jocelyn

### CHILDREN

Avery, Duke and Denver

## COACHING CAREER

2003-04 Marquette (Grad Asst)  
2004-05 Florida State (Grad Asst)  
2005-07 California (Assistant)  
2007-09 Northern Illinois (Assistant)  
2009-11 Nevada (Assistant)  
2011-19 Florida State (Assistant)  
2019-22 Cleveland St. (Head Coach)  
2022- Missouri (Head Coach)

## HONORS

- 2019-20 Horizon League Coach of the Year
- 2020-21 Horizon League Coach of the Year
- 2020-21 HoopDirt.com Division I Coach of the Year
- 2022-23 USA Today SEC Coach of the Year

## COACHING STAFF



**Charlton "C.Y." Young**  
Associate Head Coach  
Georgia Southern '93



**David "Dickey" Nutt**  
Assistant Coach  
Oklahoma State '82



**Kyle Smithpeters**  
Assistant Coach  
Southern Illinois '06



**Ryan Sharbaugh**  
Assistant Coach  
Westminster '08



**Matt Cline**  
Assistant Coach  
South Alabama '11



**Sean Conaty**  
Dir. of Athletic Performance  
East Carolina '12



# JORDAN BUTLER

@jordanbutlerr0

Freshman | Forward | 7-0 | 230 | Greenville, S.C. | Christ Church Episcopal School

## CAREER STATISTICS

Season	GP-GS	Min/Avg	FG	FGA	FG%	3FG	3FGA	3P%	FTM	FTA	FT%	O	D	REB	AVG	PF	FO	AST	TO	BLK	STL	PTS	AVG
2023-24	14-0	106/7.6	10	27	37.0	3	15	20.0	2	8	25.0	8	17	25	1.8	20	0	1	4	13	3	25	1.8

## 2023-24 NOTES

- Scored five points in his first collegiate game versus Arkansas-Pine Bluff (Nov. 6).
- One of five freshman on the roster that ranked as high as the No. 23 Class in the nation by Rivals.
- Brother, John Butler Jr., is a member of the Washington Wizards.

## PERSONAL

### BIRTHDAY

June 20, 2005

### CAREER AMBITIONS

Broadcasting

## CAREER BESTS

### POINTS

5, 2x (last vs. S Carolina St, 11/22/23)

### REBOUNDS

4, 2x (last vs. Loyola, 11/25/23)

### ASSISTS

1, vs. Jackson State, 11/19/23

### BLOCKED SHOTS

2, 5x (last vs. Central Ark., 12/30/23)

### STEALS

2, vs. SIUE, 11/13/23

### MINUTES

14, vs. SIUE, 11/13/23

### FIELD GOALS MADE

2, 4x (last vs. Wichita State, 12/3/23)

### 3-POINT FIELD GOALS MADE

1, 3x (last vs. Illinois, 12/22)

### FREE THROWS MADE

1, 2x (last vs. Loyola, 11/25/23)

## MISCELLANEOUS

	SEASON	CAREER
Led MU in Points	0	0
Led MU in Rebounds	0	0
Led MU in Assists	0	0
20+ Points	0	0
10+ Points	0	0
10+ Rebounds	0	0
5+ Assists	0	0
Double-Doubles	0	0

## 2023-24 GAME-BY-GAME STATISTICS

Opponent	GS	Min	FG	FGA	3FG	3FGA	FT	FTA	OFF	DEF	REB	PF	AST	TO	STL	BLK	PTS
ARKANSAS-PINE BLUFF	5	2	2	1	1	0	0	0	0	1	1	1	0	0	0	0	5
MEMPHIS	3	0	1	0	1	0	0	0	0	0	0	1	0	0	0	0	0
SIU EDWARDSVILLE	14	0	3	0	3	0	0	0	3	3	4	4	0	0	2	2	0
at Minnesota	9	2	3	0	1	0	0	1	2	3	1	0	0	1	0	4	
JACKSON STATE	11	0	1	0	0	0	2	0	0	0	1	1	0	0	0	2	0
SOUTH CAROLINA STATE	8	2	2	0	0	1	2	1	3	4	1	0	1	0	0	5	
LOYOLA MARYLAND	8	1	3	1	2	1	4	1	3	4	2	0	1	0	0	4	
at Pittsburgh	7	0	0	0	0	0	0	0	0	0	2	0	0	0	1	0	
WICHITA STATE	10	2	3	0	1	0	0	1	0	1	0	0	1	0	2	4	
at Kansas	3	0	1	0	0	0	0	1	0	1	1	0	0	0	0	0	
vs. Seton Hall	7	0	0	0	0	0	0	0	1	1	1	0	0	0	2	0	
vs. Illinois	9	1	4	1	4	0	0	0	2	2	1	0	0	0	1	3	
CENTRAL ARKANSAS	7	0	2	0	1	0	0	2	1	3	3	0	1	0	2	0	
GEORGIA	6	0	2	0	1	0	0	1	1	2	1	0	0	0	1	0	
at Kentucky																	
SOUTH CAROLINA																	
at Alabama																	
FLORIDA																	
at Texas A&M																	
at South Carolina																	
ARKANSAS																	
at Vanderbilt																	
TEXAS A&M																	
MISSISSIPPI STATE																	
at Ole Miss																	
TENNESSEE																	
at Arkansas																	
at Florida																	
OLE MISS																	
AUBURN																	
at LSU																	



# 1 KALEB BROWN

@igb\_kaleb

@4low\_\_

Junior | Guard | 6-7 | 245 | Huntsville, Ala. | Lee High School

## CAREER STATISTICS

Season	GP-GS	Min/Avg	FG	FGA	FG%	3FG	3FGA	3P%	FTM	FTA	FT%	O	D	REB	AVG	PF	FO	AST	TO	BLK	STL	PTS	AVG
2021-22	27-0	261/9.7	9	29	31.0	04	14	28.6	2	9	22.2	5	35	40	1.5	18	0	30	24	5	9	24	0.9
2022-23	11-0	85/7.8	4	9	44.4	1	5	20.0	0	0	0.0	1	3	4	0.4	6	0	5	8	1	6	9	0.8
2023-24	2-0	13/6.3	1	3	33.3	0	2	0.0	0	0	0.0	0	2	2	1.0	3	0	2	3	0	1	2	1.0
<b>TOTAL</b>	<b>40-0</b>	<b>359/9.0</b>	<b>14</b>	<b>41</b>	<b>34.1</b>	<b>5</b>	<b>21</b>	<b>23.8</b>	<b>2</b>	<b>9</b>	<b>22.2</b>	<b>6</b>	<b>40</b>	<b>46</b>	<b>1.2</b>	<b>27</b>	<b>0</b>	<b>37</b>	<b>35</b>	<b>6</b>	<b>16</b>	<b>35</b>	<b>0.9</b>

## 2023-24 NOTES

- Out for the remainder of the season with a stress reaction in his left shin.
- Brother of former Mizzou standout and 2023 NBA first-round draft selection, Kobe Brown.

## PERSONAL

### BIRTHDAY

May 13, 2003

### CAREER AMBITIONS

Neuroscience

## SEASON & CAREER BESTS

### POINTS

S: 2, vs. Memphis, 11/10/23

C: 7, at Vanderbilt, 2/8/22

### REBOUNDS

S: 1, 2x (last vs. Memphis, 11/10/23)

C: 6, at Texas A&M, 2/5/22

### ASSISTS

S: 2, vs. Arkansas-Pine Bluff, 11/6/23

C: 5, vs. LSU, 3/10/22

### BLOCKED SHOTS

S: n/a

C: 1, 6x (last vs. HCU, 11/26/22)

### STEALS

S: 1, vs. Arkansas-Pine Bluff, 11/6/23

C: 2, 4x (last at Ole Miss, 1/24/23)

### MINUTES

S: 11, vs. Ark-Pine Bluff, 11/6/23

C: 28, at Texas A&M, 2/5/22

### FIELD GOALS MADE

S: 1, vs. Memphis, 11/10/23

C: 2, 2x (last at Vanderbilt, 2/8/22)

### 3-POINT FIELD GOALS MADE

S: n/a

C: 2, at Vanderbilt, 2/8/22

### FREE THROWS MADE

S: n/a


C: 1, 2x (last at Vanderbilt, 2/8/22)

## MISCELLANEOUS

	SEASON	CAREER
Led MU in Points	0	0
Led MU in Rebounds	0	1
Led MU in Assists	0	4
20+ Points	0	0
10+ Points	0	0
10+ Rebounds	0	0
5+ Assists	0	1
Double-Doubles	0	0

## 2023-24 GAME-BY-GAME STATISTICS

Opponent	GS	Min	FG	FGA	3FG	3FGA	FT	FTA	OFF	DEF	REB	PF	AST	TO	STL	BLK	PTS
ARKANSAS-PINE BLUFF	11	0	1	0	1	0	0	0	0	1	1	2	2	2	1	0	0
MEMPHIS	2	1	2	0	1	0	0	0	0	1	1	1	0	1	0	0	2
SIU EDWARDSVILLE																	
at Minnesota																	
JACKSON STATE																	
SOUTH CAROLINA STATE																	
LOYOLA MARYLAND																	
at Pittsburgh																	
WICHITA STATE																	
at Kansas																	
vs. Seton Hall																	
vs. Illinois																	
CENTRAL ARKANSAS																	
GEORGIA																	
at Kentucky																	
SOUTH CAROLINA																	
at Alabama																	
FLORIDA																	
at Texas A&M																	
at South Carolina																	
ARKANSAS																	
at Vanderbilt																	
TEXAS A&M																	
MISSISSIPPI STATE																	
at Ole Miss																	
TENNESSEE																	
at Arkansas																	
at Florida																	
OLE MISS																	
AUBURN																	
at LSU																	



# 2 TAMAR BATES

@tbates\_11

@tamarbates

Junior | Guard | 6-5 | 195 | Kansas City, Kan. | Indiana

## CAREER STATISTICS

Season	GP-GS	Min/Avg	FG	FGA	FG%	3FG	3FGA	3P%	FTM	FTA	FT%	O	D	REB	AVG	PF	FO	AST	TO	BLK	STL	PTS	AVG
2021-22	32-0	466/14.5	44	130	33.8	17	57	29.8	20	24	83.3	7	33	40	1.3	31	0	20	22	4	8	125	3.9
2022-23	35-2	713/20.4	76	194	39.2	37	99	37.4	25	27	92.6	10	46	56	1.6	60	0	39	25	2	16	214	6.1
2023-24	14-7	283/20.2	49	92	53.3	17	32	53.1	28	31	90.3	10	15	25	1.8	29	0	14	13	2	8	143	10.2
<b>TOTAL</b>	<b>81-9</b>	<b>1462/18.0</b>	<b>169</b>	<b>416</b>	<b>40.6</b>	<b>71</b>	<b>188</b>	<b>37.8</b>	<b>73</b>	<b>82</b>	<b>89.0</b>	<b>27</b>	<b>94</b>	<b>121</b>	<b>1.5</b>	<b>120</b>	<b>0</b>	<b>73</b>	<b>60</b>	<b>8</b>	<b>32</b>	<b>482</b>	<b>6.0</b>

## 2023-24 NOTES

- Ranks seventh nationally with a 3-point clip of 53.1 (minimum two attempts per game).
- Aiming to be the first Tiger in school history to join the 50-40-90 club – shooting a career-high 53.3 percent from the field, 53.1 percent from 3-point range and 90.3 percent from the free-throw line.
- Tallied four-straight games of at least 10 points for the first time in his career – averaging 18.0 points and shooting 62.5 percent from the field and 72.7 percent from 3-point range.
- Scored a career-best 25 points versus Central Arkansas on just 10 field goal attempts – shooting 9-of-10 from the field and 3-of-3 from 3-point range (Dec. 30).
- Also eclipsed 20 points with points versus Seton Hall. Made all four of his 3-point attempts – the most makes by a Tiger without a miss in four seasons (Dec. 17).
- Tallied 18 points in the season-opening win over Arkansas-Pine Bluff – the most by a Tiger in his MU debut since 2018 (Nov. 6).
- One of six transfers on the 2023-24 roster, having played his first two seasons at Indiana.

## PERSONAL

### BIRTHDAY

February 21, 2003

### CAREER AMBITIONS

Coaching or broadcasting

## SEASON & CAREER BESTS

### POINTS

S: 25, vs. Central Arkansas, 12/30/23

C: 25, vs. Central Arkansas, 12/30/23

### REBOUNDS

S: 4, 3x (last vs. Georgia, 1/6/23)

C: 5, at Ohio State, 2/21/22

### ASSISTS

S: 3, vs. Central Arkansas, 12/30/23

C: 4, at Iowa, 1/5/23

### BLOCKED SHOTS

S: 1, 2x (last vs. S Carolina St, 11/22/23)

C: 1, 6x (last vs. Northwestern, 1/8/23)

### STEALS

S: 3, vs. Wichita State, 12/3/23

C: 3, vs. Wichita State, 12/3/23

### MINUTES

S: 31, vs. Georgia, 1/6/23

C: 34, at Iowa, 1/5/23

### FIELD GOALS MADE

S: 9, vs. Central Arkansas, 12/30/23

C: 9, vs. Central Arkansas, 12/30/23

### 3-POINT FIELD GOALS MADE

S: 4, vs. Seton Hall, 12/17/23

C: 5, 2x (last vs. Michigan St, 1/22/23)

### FREE THROWS MADE

S: 4, 5x (last vs. Central Ark., 12/30/23)

C: 4, 8x (last vs. Central Ark., 12/30/23)

## MISCELLANEOUS

	SEASON	CAREER
Led MU in Points	2	2
Led MU in Rebounds	0	0
Led MU in Assists	0	0
20+ Points	2	3
10+ Points	6	17
10+ Rebounds	0	0
5+ Assists	0	0
Double-Doubles	0	0

## 2023-24 GAME-BY-GAME STATISTICS

Opponent	GS	Min	FG	FGA	3FG	3FGA	FT	FTA	OFF	DEF	REB	PF	AST	TO	STL	BLK	PTS
ARKANSAS-PINE BLUFF	24	7	9	3	3	1	1	1	1	1	2	2	2	0	0	0	18
MEMPHIS	14	1	3	0	2	4	4	0	0	0	0	2	0	1	2	0	6
SIU EDWARDSVILLE	19	2	5	1	2	0	0	0	0	0	0	2	1	1	0	0	5
at Minnesota	15	2	5	0	0	4	5	0	0	0	0	2	1	0	0	0	8
JACKSON STATE	18	3	6	1	2	0	0	0	2	2	1	2	0	0	0	1	7
SOUTH CAROLINA STATE	14	2	4	1	3	0	0	0	1	1	0	0	1	1	1	1	5
LOYOLA MARYLAND	8	1	3	0	1	0	0	0	0	0	0	3	1	0	0	0	2
at Pittsburgh	* 20	4	8	2	3	2	2	1	1	2	1	0	0	0	0	0	12
WICHITA STATE	* 14	1	4	0	2	2	2	0	1	1	1	3	0	1	3	0	4
at Kansas	* 25	1	5	1	3	1	2	1	3	4	3	1	1	1	0	0	4
vs. Seton Hall	* 28	7	12	4	4	4	4	2	0	2	4	4	1	3	0	0	22
vs. Illinois	* 30	3	7	0	1	4	4	1	2	3	1	0	1	2	0	0	10
CENTRAL ARKANSAS	* 24	9	10	3	3	4	4	3	1	4	1	3	2	0	0	0	25
GEORGIA	* 31	6	11	1	3	2	3	1	3	4	4	1	2	0	0	0	15
at Kentucky																	
SOUTH CAROLINA																	
at Alabama																	
FLORIDA																	
at Texas A&M																	
at South Carolina																	
ARKANSAS																	
at Vanderbilt																	
TEXAS A&M																	
MISSISSIPPI STATE																	
at Ole Miss																	
TENNESSEE																	
at Arkansas																	
at Florida																	
OLE MISS																	
AUBURN																	
at LSU																	





# 4 CURT LEWIS

 @curtlewis10\_  
 @curtleww

Junior | Guard | 6-5 | 215 | Louisville, Ky. | John A. Logan

## CAREER STATISTICS

Season	GP-GS	Min/Avg	FG	FGA	FG%	3FG	3FGA	3P%	FTM	FTA	FT%	O	D	REB	AVG	PF	FO	AST	TO	BLK	STL	PTS	AVG
2020-21	27-25	684/25.3	111	213	52.1	25	72	24.7	52	75	69.3	44	93	137	5.1	61	1	45	47	3	37	299	11.1
2021-22	29-18	721/24.9	100	261	38.3	51	149	34.2	30	55	54.5	37	115	152	5.2	55	1	42	50	4	36	281	9.7
2023-24	13-0	98/7.5	11	30	36.7	4	17	23.5	1	2	50.0	4	9	13	1.0	4	0	7	3	0	5	27	2.1
<b>TOTAL</b>	<b>69-43</b>	<b>1503/21.8</b>	<b>222</b>	<b>504</b>	<b>44.0</b>	<b>80</b>	<b>238</b>	<b>33.6</b>	<b>83</b>	<b>132</b>	<b>62.9</b>	<b>85</b>	<b>217</b>	<b>302</b>	<b>4.4</b>	<b>120</b>	<b>2</b>	<b>94</b>	<b>100</b>	<b>7</b>	<b>78</b>	<b>607</b>	<b>8.8</b>

## 2023-24 NOTES

- Scored four points and was a +16 in seven minutes of action as Mizzou rallied from 20 points down to defeat Minnesota (Nov. 16).
- One of six transfers on the 2023-24 roster, having played his first two collegiate seasons at Eastern Kentucky (2020-22) before leading John A. Logan Community College to its first NJCAA National Championship in 2022-23.
- Named 2022-23 NJCAA Division I Men's Basketball Player of the Year – the second-straight Tiger to earn the accolade (Sean East II collected the honor in 2021-22).
- Ranked fifth nationally in NJCAA Division I last year with a 3-point clip of 48.3.

## PERSONAL

### BIRTHDAY

May 19, 1999

### CAREER AMBITIONS

High school coaching

## SEASON & CAREER BESTS

### POINTS

S: 8, vs. Illinois, 12/22  
C: 21, vs. Liberty, 2/5/22

### REBOUNDS

S: 3, vs. Central Arkansas, 12/30/23  
C: 13, vs. Northern Ky., 12/18/21

### ASSISTS

S: 2, 2x (last at Kansas, 12/9/23)  
C: 4, 4x (last vs. North Fla., 1/22/22)

### BLOCKED SHOTS

S: n/a  
C: 3, at Lipscomb, 2/12/22

### STEALS

S: 2, vs. South Carolina St, 11/22/23  
C: 5, vs. UT Martin, 1/21/21

### MINUTES

S: 17, vs. South Carolina St, 11/22/23  
C: 39, vs. Kennesaw State, 2/3/22

### FIELD GOALS MADE

S: 3, 2x (last vs. Central Ark., 12/30/23)  
C: 8, vs. Liberty, 2/5/22

### 3-POINT FIELD GOALS MADE

S: 1, 4x (last vs. Illinois, 12/22)  
C: 4, 2x (last vs. Liberty, 2/5/22)

### FREE THROWS MADE

S: 1, vs. Illinois, 12/22  
C: 5, 3x (last vs. Tenn. State, 2/27/21)

## MISCELLANEOUS

	SEASON	CAREER
Led MU in Points	0	0
Led MU in Rebounds	0	0
Led MU in Assists	0	0
20+ Points	0	3
10+ Points	0	33
10+ Rebounds	0	5
5+ Assists	0	0
Double-Doubles	0	4

## 2023-24 GAME-BY-GAME STATISTICS

Opponent	GS	Min	FG	FGA	3FG	3FGA	FT	FTA	OFF	DEF	REB	PF	AST	TO	STL	BLK	PTS
ARKANSAS-PINE BLUFF	2	0	1	0	0	0	0	0	0	0	0	0	0	0	0	0	0
MEMPHIS	Did Not Play																
SIU EDWARDSVILLE	8	0	3	0	2	0	0	0	0	0	0	2	1	0	1	0	0
at Minnesota	7	2	3	0	1	0	0	0	1	1	1	0	0	0	1	0	4
JACKSON STATE	9	1	4	1	3	0	0	1	1	2	1	0	2	0	0	0	3
SOUTH CAROLINA STATE	17	1	6	1	4	0	0	1	0	1	0	2	1	2	0	0	3
LOYOLA MARYLAND	9	1	2	1	2	0	0	0	2	2	0	0	0	0	0	0	3
at Pittsburgh	4	0	0	0	0	0	0	0	1	1	0	1	0	0	0	0	0
WICHITA STATE	1	0	0	0	0	0	0	1	0	1	0	0	0	0	0	0	0
at Kansas	9	0	0	0	0	0	0	0	0	0	0	0	2	0	0	0	0
vs. Seton Hall	3	0	0	0	0	0	0	0	0	0	0	0	0	0	0	0	0
vs. Illinois	15	3	6	1	2	1	2	0	2	2	1	0	0	1	0	0	8
CENTRAL ARKANSAS	10	3	4	0	1	0	0	1	2	3	0	1	0	0	0	0	6
GEORGIA	2	0	1	0	1	0	0	0	0	0	0	0	0	0	0	0	0
at Kentucky																	
SOUTH CAROLINA																	
at Alabama																	
FLORIDA																	
at Texas A&M																	
at South Carolina																	
ARKANSAS																	
at Vanderbilt																	
TEXAS A&M																	
MISSISSIPPI STATE																	
at Ole Miss																	
TENNESSEE																	
at Arkansas																	
at Florida																	
OLE MISS																	
AUBURN																	
at LSU																	



# 5 JOHN TONJE

@johnntonje1  
 @johnntonje

Graduate | Guard | 6-6 | 215 | North Omaha, Neb. | Colorado State

## CAREER STATISTICS

Season	GP-GS	Min/Avg	FG	FGA	FG%	3FG	3FGA	3P%	FTM	FTA	FT%	O	D	REB	AVG	PF	FO	AST	TO	BLK	STL	PTS	AVG
2019-20	31-0	263/8.5	35	76	46.1	20	46	43.5	21	31	67.7	5	27	32	1.0	28	0	10	15	0	5	111	3.6
2020-21	28-1	564/20.1	56	144	38.9	25	80	31.3	48	56	85.7	19	63	82	2.9	43	0	23	32	5	12	185	6.6
2021-22	30-12	759/25.3	89	189	46.1	32	88	36.4	64	78	82.1	18	73	91	3.0	50	0	26	31	6	12	274	9.1
2022-23	33-33	1032/31.3	157	332	47.3	61	157	38.9	106	130	81.5	22	132	154	4.7	55	0	43	61	11	25	481	14.6
2023-24	6-4	54/8.9	6	11	54.5	2	6	33.3	5	5	100.0	0	4	4	0.7	5	0	2	5	1	1	19	3.2
<b>TOTAL</b>	<b>128-50</b>	<b>2671/20.9</b>	<b>343</b>	<b>756</b>	<b>45.4</b>	<b>140</b>	<b>377</b>	<b>37.1</b>	<b>244</b>	<b>300</b>	<b>81.3</b>	<b>64</b>	<b>299</b>	<b>363</b>	<b>2.8</b>	<b>181</b>	<b>0</b>	<b>104</b>	<b>144</b>	<b>23</b>	<b>55</b>	<b>1070</b>	<b>8.4</b>

## PERSONAL

### BIRTHDAY

August 23, 2001

### CAREER AMBITIONS

Investments

## SEASON & CAREER BESTS

### POINTS

S: 5, 2x (last vs. Jackson St, 11/19/23)

C: 31, vs. Oral Roberts, 11/9/21

### REBOUNDS

S: 3, vs. SIUE, 11/13/23

C: 13, vs. Penn State, 11/20/22

### ASSISTS

S: 1, 2x (last vs. Seton Hall, 12/17/23)

C: 4, 3x (last vs. Utah State, 2/4/23)

### BLOCKED SHOTS

S: 1, vs. SIUE, 11/13/23

C: 2, 2x (last vs San Diego St, 1/18/23)

### STEALS

S: 1, vs. Jackson State, 11/19/23

C: 3, vs. Weber State, 11/14/22

### MINUTES

S: 18, vs. SIUE, 11/13/23

C: 36, 5x (last at Fresno St., 2/18/23)

### FIELD GOALS MADE

S: 2, at Minnesota, 11/16/23

C: 10, vs. Oral Roberts, 11/9/21

### 3-POINT FIELD GOALS MADE

S: 1 2x (last vs. Jackson St, 11/19/23)

C: 5, vs. Peru State, 12/11/22

### FREE THROWS MADE

S: 2, vs. SIUE, 11/13/23

C: 8, 2x (last vs. Wyoming, 2/24/23)

## MISCELLANEOUS

	SEASON	CAREER
Led MU in Points	0	0
Led MU in Rebounds	0	0
Led MU in Assists	0	0
20+ Points	0	9
10+ Points	0	49
10+ Rebounds	0	1
5+ Assists	0	0
Double-Doubles	0	1

## 2023-24 NOTES

- One of six transfers on the 2023-24 roster, having played his first four seasons at Colorado State.
- Member of a Rams program that won 80 games and 45 Mountain West victories during his four seasons.
- Played for the Cameroon National Team in August 2023 during the FIBA Olympic Pre-Qualifying Tournament in Nigeria, helping the team to a 4-0 record and advance to the final rounds of the qualifying tournament for Paris 2024.

## 2023-24 GAME-BY-GAME STATISTICS

Opponent	GS	Min	FG	FGA	3FG	3FGA	FT	FTA	OFF	DEF	REB	PF	AST	TO	STL	BLK	PTS
ARKANSAS-PINE BLUFF																	
Did Not Play																	
MEMPHIS		2	1	1	0	0	0	0	0	1	1	0	0	1	0	0	2
SIU EDWARDSVILLE	*	18	1	5	1	4	2	2	0	3	3	2	1	0	0	1	5
at Minnesota	*	11	2	2	0	0	0	0	0	0	0	1	0	1	0	0	4
JACKSON STATE	*	7	1	1	1	1	2	2	0	0	0	1	0	1	1	0	5
SOUTH CAROLINA STATE	*	7	0	1	0	1	0	0	0	0	0	0	0	1	0	0	0
LOYOLA MARYLAND																	
Did Not Play																	
at Pittsburgh																	
Did Not Play																	
WICHITA STATE																	
Did Not Play																	
at Kansas																	
Did Not Play																	
vs. Seton Hall		8	1	1	0	0	1	1	0	0	0	1	1	1	0	0	3
vs. Illinois																	
Did Not Play																	
CENTRAL ARKANSAS																	
Did Not Play																	
GEORGIA																	
Did Not Play																	
at Kentucky																	
Did Not Play																	
SOUTH CAROLINA																	
Did Not Play																	
at Alabama																	
Did Not Play																	
FLORIDA																	
Did Not Play																	
at Texas A&M																	
Did Not Play																	
at South Carolina																	
Did Not Play																	
ARKANSAS																	
Did Not Play																	
at Vanderbilt																	
Did Not Play																	
TEXAS A&M																	
Did Not Play																	
MISSISSIPPI STATE																	
Did Not Play																	
at Ole Miss																	
Did Not Play																	
TENNESSEE																	
Did Not Play																	
at Arkansas																	
Did Not Play																	
at Florida																	
Did Not Play																	
OLE MISS																	
Did Not Play																	
AUBURN																	
Did Not Play																	
at LSU																	



# 10 NICK HONOR

@NickHonor3  
 @nickhonor3

Graduate | Guard | 5-10 | 200 | Orlando, Fla. | Clemson

## CAREER STATISTICS

Season	GP-GS	Min/Avg	FG	FGA	FG%	3FG	3FGA	3P%	FTM	FTA	FT%	O	D	REB	AVG	PF	FO	AST	TO	BLK	STL	PTS	AVG
2018-19	32-32	1154/36.1	174	467	37.3	70	211	33.2	71	87	81.6	18	58	76	2.4	60	0	95	54	0	28	489	15.3
2020-21	24-10	560/23.3	69	176	39.2	40	109	36.7	17	23	73.9	8	22	30	1.3	34	0	53	24	1	32	195	8.1
2021-22	33-25	839/25.4	90	228	39.5	37	114	32.5	38	42	90.5	9	36	45	1.4	43	1	79	31	2	28	255	7.7
2022-23	35-35	1045/29.9	87	216	40.3	55	138	39.9	49	56	87.5	13	43	56	1.6	61	0	103	33	0	54	278	7.9
2023-24	14-14	419/29.9	51	132	38.6	32	78	41.0	18	22	81.8	7	14	21	1.5	25	0	30	20	2	11	152	10.9
<b>TOTAL</b>	<b>138-116</b>	<b>4017/29.1</b>	<b>471</b>	<b>1219</b>	<b>38.6</b>	<b>234</b>	<b>650</b>	<b>36.0</b>	<b>193</b>	<b>230</b>	<b>83.9</b>	<b>55</b>	<b>173</b>	<b>228</b>	<b>1.7</b>	<b>223</b>	<b>1</b>	<b>360</b>	<b>162</b>	<b>5</b>	<b>153</b>	<b>1369</b>	<b>9.9</b>

## PERSONAL

### BIRTHDAY

October 3, 1999

### CAREER AMBITIONS

Coaching

## SEASON & CAREER BESTS

### POINTS

S: 18, vs. Ark-Pine Bluff, 11/6/23  
C: 30, vs. Rutgers, 12/8/18

### REBOUNDS

S: 4, vs. Arkansas-Pine Bluff, 11/6/23  
C: 6, vs. George Washington, 3/6/19

### ASSISTS

S: 5, 2x (last vs. Central Ark., 12/30/23)  
C: 7, 3x (last vs. Kentucky, 12/28/22)

### BLOCKED SHOTS

S: 1, 2x (last vs. Loyola, 11/25/23)  
C: 1, 5x (last vs. Loyola, 11/25/23)

### STEALS

S: 2, 3x (last vs. Georgia, 1/6/23)  
C: 5, vs. Wofford, 11/12/21

### MINUTES

S: 37, vs. Georgia, 1/6/23  
C: 45, at Rhode Island, 2/16/19

### FIELD GOALS MADE

S: 6, 3x (last vs. Jackson St, 11/19/23)  
C: 10, vs. Rutgers, 12/8/18

### 3-POINT FIELD GOALS MADE

S: 4, 4x (last at Kansas, 12/9/23)  
C: 6, at St. Bonaventure, 1/12/19

### FREE THROWS MADE

S: 4, vs. Seton Hall, 12/17/23  
C: 7, 2x (last vs. S Indiana, 11/7/22)

## MISCELLANEOUS

	SEASON	CAREER
Led MU in Points	2	4
Led MU in Rebounds	0	0
Led MU in Assists	3	14
30+ Points	0	1
20+ Points	0	6
10+ Points	8	69
10+ Rebounds	0	0
5+ Assists	2	21
Double-Doubles	0	0

## CAREER HONORS


- 2022 Orange Bowl Basketball Classic MVP
- 2019 Atlantic 10 All-Rookie Team

## 2023-24 NOTES

- Team captain for the second-straight season.
- Leads Mizzou in 2023-24 with 32 made 3-pointers, while ranking third with 10.9 points per game.
- Ranks fourth in the SEC and 150th nationally with 2.29 makes per game.
- Ranks 47th among active players nationally with 234 career made 3-pointers.
- The top returning 3-point shooter in the SEC, having connected on 39.9 percent of his attempts last season.

## 2023-24 GAME-BY-GAME STATISTICS

Opponent	GS	Min	FG	FGA	3FG	3FGA	FT	FTA	OFF	DEF	REB	PF	AST	TO	STL	BLK	PTS
ARKANSAS-PINE BLUFF	*	32	6	14	4	10	2	2	2	2	4	2	5	3	1	0	18
MEMPHIS	*	31	3	6	2	3	0	0	0	2	2	1	1	1	1	0	8
SIU EDWARDSVILLE	*	22	2	5	1	2	0	0	0	1	1	0	1	1	0	0	5
at Minnesota	*	30	6	12	4	6	0	0	0	1	1	1	1	3	0	0	16
JACKSON STATE	*	30	6	12	3	9	2	3	1	1	2	1	2	2	1	1	17
SOUTH CAROLINA STATE	*	28	5	11	4	7	0	0	1	0	1	0	3	1	2	0	14
LOYOLA MARYLAND	*	30	4	8	3	5	2	2	0	1	1	1	1	0	1	1	13
at Pittsburgh	*	23	0	6	0	3	0	1	1	0	1	4	4	1	0	0	0
WICHITA STATE	*	30	5	12	3	8	2	2	0	0	0	1	1	1	1	0	15
at Kansas	*	35	5	14	4	8	3	4	0	1	1	3	2	3	2	0	17
vs. Seton Hall	*	36	4	9	2	6	4	4	0	1	1	1	2	1	0	0	14
vs. Illinois	*	27	2	8	0	2	0	0	0	1	1	4	0	2	0	0	4
CENTRAL ARKANSAS	*	29	2	8	1	4	1	2	2	1	3	3	5	0	0	0	6
GEORGIA	*	37	1	7	1	5	2	2	0	2	2	3	2	1	2	0	5
at Kentucky																	
SOUTH CAROLINA																	
at Alabama																	
FLORIDA																	
at Texas A&M																	
at South Carolina																	
ARKANSAS																	
at Vanderbilt																	
TEXAS A&M																	
MISSISSIPPI STATE																	
at Ole Miss																	
TENNESSEE																	
at Arkansas																	
at Florida																	
OLE MISS																	
AUBURN																	
at LSU																	



# 11 TRENT PIERCE

@trentpierce22  
 @trentpierce22

Freshman | Forward | 6-10 | 210 | Tulsa, Okla. | AZ Compass Prep

## CAREER STATISTICS

Season	GP-GS	Min/Avg	FG	FGA	FG%	3FG	3FGA	3P%	FTM	FTA	FT%	O	D	REB	AVG	PF	FO	AST	TO	BLK	STL	PTS	AVG
2023-24	13-2	87/6.7	12	31	38.7	4	20	20.0	1	6	16.7	2	13	15	1.2	12	0	1	7	4	6	29	2.2

## 2023-24 NOTES

- Scored 24 points in the last four games after totaling five in the season's first 10 contests.
- Tallied a season-best 12 points in his first collegiate start against No. 13 Illinois (Dec. 22).
- Scored his first five collegiate points during Missouri's 31-9 run to finish the game at Minnesota and rally from 20 points down (Nov. 16).
- One of five freshman on the roster that ranked as high as the No. 23 Class in the nation by Rivals.
- Named the nation's No. 60 recruit by ESPN – Mizzou's highest-ranked player since 2017.

## PERSONAL

### BIRTHDAY

October 22, 2004

### CAREER AMBITIONS

Engineering

## CAREER BESTS

### POINTS

12, vs. Illinois, 12/22

### REBOUNDS

4, vs. Illinois, 12/22

### ASSISTS

1, at Minnesota, 11/16/23

### BLOCKED SHOTS

1, 4x (last vs. Illinois, 12/22)

### STEALS

2, 2x (last vs. Central Ark., 12/30/23)

### MINUTES

20, vs. Illinois, 12/22

### FIELD GOALS MADE

5, vs. Illinois, 12/22

### 3-POINT FIELD GOALS MADE

2, vs. Seton Hall, 12/17/23

### FREE THROWS MADE

1, vs. Illinois, 12/22


## MISCELLANEOUS

	SEASON	CAREER
Led MU in Points	0	0
Led MU in Rebounds	0	0
Led MU in Assists	0	0
20+ Points	0	0
10+ Points	1	1
10+ Rebounds	0	0
5+ Assists	0	0
Double-Doubles	0	0

## 2023-24 GAME-BY-GAME STATISTICS

Opponent	GS	Min	FG	FGA	3FG	3FGA	FT	FTA	OFF	DEF	REB	PF	AST	TO	STL	BLK	PTS
ARKANSAS-PINE BLUFF	7	0	1	0	1	0	0	0	0	0	0	0	0	0	0	1	0
MEMPHIS	5	0	3	0	3	0	0	0	1	1	1	0	1	0	1	0	0
SIU EDWARDSVILLE	2	0	0	0	0	0	0	0	0	0	0	0	0	2	0	0	0
at Minnesota	9	2	4	1	2	0	1	1	1	2	0	1	0	0	0	0	5
JACKSON STATE	0+	0	0	0	0	0	0	0	0	0	0	0	0	0	0	0	0
SOUTH CAROLINA STATE	Did Not Play																
LOYOLA MARYLAND	5	0	1	0	1	0	0	0	1	1	2	0	0	1	0	0	0
at Pittsburgh	4	0	1	0	1	0	2	0	0	0	0	0	0	0	0	0	0
WICHITA STATE	6	0	1	0	1	0	0	0	1	1	0	0	0	0	0	0	0
at Kansas	11	0	2	0	2	0	0	0	2	2	1	0	2	0	0	0	0
vs. Seton Hall	6	3	3	2	2	0	0	0	1	1	4	0	0	1	1	1	8
vs. Illinois	*	20	5	9	1	4	1	2	1	3	4	2	0	0	2	1	12
CENTRAL ARKANSAS	*	10	2	5	0	2	0	1	0	2	2	0	0	2	2	0	4
GEORGIA	2	0	1	0	1	0	0	0	1	1	2	0	0	0	0	0	0
at Kentucky																	
SOUTH CAROLINA																	
at Alabama																	
FLORIDA																	
at Texas A&M																	
at South Carolina																	
ARKANSAS																	
at Vanderbilt																	
TEXAS A&M																	
MISSISSIPPI STATE																	
at Ole Miss																	
TENNESSEE																	
at Arkansas																	
at Florida																	
OLE MISS																	
AUBURN																	
at LSU																	





# 13 JESUS CARRALERO MARTIN

@jmcarralero  
@jesuscarralero\_12

Senior | Forward | 6-7 | 225 | Málaga, Spain | Campbell

## CAREER STATISTICS

Season	GP-GS	Min/Avg	FG	FGA	FG%	3FG	3FGA	3P%	FTM	FTA	FT%	O	D	REB	AVG	PF	FO	AST	TO	BLK	STL	PTS	AVG
2019-20	26- 1	370/14.2	51	112	45.5	11	41	26.8	20	33	60.6	16	44	60	2.3	48	1	42	44	16	8	133	5.1
2020-21	18- 5	336/18.7	52	104	50.0	3	20	15.0	18	29	62.1	11	43	54	3.0	46	3	49	36	4	17	125	6.9
2021-22	29-27	749/25.8	106	228	46.5	11	44	25.0	48	74	64.9	39	125	164	5.7	80	3	114	77	26	36	271	9.3
2022-23	5- 5	135/27.1	21	42	50.0	6	11	54.5	5	13	38.5	7	19	26	5.2	8	0	13	16	2	7	53	10.6
2023-24	11- 2	107/9.7	7	24	29.2	3	7	42.9	2	2	100.0	9	11	20	1.8	15	0	18	6	6	6	19	1.7
<b>TOTAL</b>	<b>89-40</b>	<b>1698/19.1</b>	<b>237</b>	<b>510</b>	<b>46.5</b>	<b>34</b>	<b>123</b>	<b>27.6</b>	<b>93</b>	<b>151</b>	<b>61.6</b>	<b>82</b>	<b>242</b>	<b>324</b>	<b>3.6</b>	<b>197</b>	<b>7</b>	<b>236</b>	<b>179</b>	<b>54</b>	<b>74</b>	<b>601</b>	<b>6.8</b>

## PERSONAL

### BIRTHDAY

July 24, 2000

### CAREER AMBITIONS

Computer science consulting

## SEASON & CAREER BESTS

### POINTS

S: 8, vs. Seton Hall, 12/17/23  
C: 19, 2x (last at VCU, 12/4/21)

### REBOUNDS

S: 7, vs. Jackson State, 11/19/23  
C: 13, vs. Presbyterian, 3/2/22

### ASSISTS

S: 6, vs. Jackson State, 11/19/23  
C: 8, 2x (last vs. Presbyterian, 3/2/22)

### BLOCKED SHOTS

S: 3, vs. Georgia, 1/6/23  
C: 3, 5x (last vs. Georgia, 1/6/23)

### STEALS

S: 2, vs. Memphis, 11/10/23  
C: 3, 6x (last at N Carolina A&T, 1/22/22)

### MINUTES

S: 18, vs. Jackson State, 11/19/23  
C: 36, 2x (last vs. Presbyterian, 3/2/22)

### FIELD GOALS MADE

S: 3, vs. Seton Hall, 12/17/23  
C: 8, at VCU, 12/4/21

### 3-POINT FIELD GOALS MADE

S: 1, 3x (last vs. Georgia, 1/6/23)  
C: 2, 3x (last at NC State, 11/11/22)

### FREE THROWS MADE

S: 2, vs. Seton Hall, 12/17/23  
C: 8, vs. Presbyterian, 3/22/22

## MISCELLANEOUS

	SEASON	CAREER
Led MU in Points	0	0
Led MU in Rebounds	1	1
Led MU in Assists	3	3
20+ Points	0	0
10+ Points	0	26
10+ Rebounds	0	2
5+ Assists	2	20
Double-Doubles	0	2

## 2023-24 NOTES

- Scored a season-best eight points versus Seton Hall (Dec. 17).
- Tallied five assists in just 10 minutes in his Mizzou debut versus Arkansas-Pine Bluff (Nov. 6).
- One of six transfers on the 2023-24 roster, having played his first four seasons at Campbell.
- Missed all but five games last season with an injury.
- Only player in the Big South during the 2021-22 campaign to rank in the top 10 in rebounding (ninth), assists (fourth), steals (10th) and blocks (eighth), while also placing seventh in assist-to-turnover ratio.

## 2023-24 GAME-BY-GAME STATISTICS

Opponent	GS	Min	FG	FGA	3FG	3FGA	FT	FTA	OFF	DEF	REB	PF	AST	TO	STL	BLK	PTS
ARKANSAS-PINE BLUFF	*	10	0	1	0	0	0	0	0	1	1	3	5	1	1	1	0
MEMPHIS	*	14	0	5	0	1	0	0	3	1	4	3	3	2	2	1	0
SIU EDWARDSVILLE																	
at Minnesota		3	0	2	0	1	0	0	0	0	0	0	0	0	0	0	0
JACKSON STATE		18	1	2	1	1	0	0	3	4	7	3	6	0	0	0	3
SOUTH CAROLINA STATE		4	0	0	0	0	0	0	0	0	0	0	1	0	0	0	0
LOYOLA MARYLAND		6	1	3	0	1	0	0	0	0	0	0	0	1	1	0	2
at Pittsburgh																	
WICHITA STATE																	
at Kansas		3	0	0	0	0	0	0	0	0	0	0	0	0	0	1	0
vs. Seton Hall		17	3	7	0	1	2	2	2	1	3	2	0	0	1	0	8
vs. Illinois		10	1	2	1	1	0	0	1	1	2	2	0	0	0	0	3
CENTRAL ARKANSAS		11	0	1	0	0	0	0	0	1	1	2	3	1	1	0	0
GEORGIA		12	1	1	1	1	0	0	0	2	2	0	0	1	0	3	3
at Kentucky																	
SOUTH CAROLINA																	
at Alabama																	
FLORIDA																	
at Texas A&M																	
at South Carolina																	
ARKANSAS																	
at Vanderbilt																	
TEXAS A&M																	
MISSISSIPPI STATE																	
at Ole Miss																	
TENNESSEE																	
at Arkansas																	
at Florida																	
OLE MISS																	
AUBURN																	
at LSU																	



# 14 ANTHONY ROBINSON II

[@anklebully\\_ant](#)  
[@anklebully\\_ant](#)

Freshman | Guard | 6-2 | 175 | Tallahassee, Fla. | Florida State University High School

## CAREER STATISTICS

Season	GP-GS	Min/Avg	FG	FGA	FG%	3FG	3FGA	3P%	FTM	FTA	FT%	O	D	REB	AVG	PF	FO	AST	TO	BLK	STL	PTS	AVG
2023-24	14-0	200/14.3	20	52	38.5	4	19	21.1	20	26	76.9	10	24	34	2.4	28	0	22	8	5	24	64	4.6

## 2023-24 NOTES

- Leads Mizzou with 24 steals.
- Ranks seventh in the SEC and 140th nationally with 1.71 steals per game.
- Tallied a career-best five steals versus Loyola Maryland (Nov. 25).
- Also ranks third on the team with 22 assists.
- Recorded a game-high five assists in the win against SIU Edwardsville (Nov. 13).
- Scored in double figures in two-straight games against South Carolina State (Nov. 22) and Loyola Maryland (Nov. 25) – the first Tigers freshman with two-straight 10-plus point games since Kobe Brown in 2019-20.
- One of five freshman on the roster that ranked as high as the No. 23 Class in the nation by Rivals.
- Finished as the all-time winningest player in Florida high school history for boys basketball.

## PERSONAL

### BIRTHDAY

January 5, 2005

### CAREER AMBITIONS

Entrepreneur

## CAREER BESTS

### POINTS

10, 2x (last vs. Loyola, 11/25/23)

### REBOUNDS

6, vs. Illinois, 12/22

### ASSISTS

5, vs. SIUE, 11/13/23

### BLOCKED SHOTS

2, vs. SIUE, 11/13/23

### STEALS

5, vs. Loyola, 11/25/23

### MINUTES

25, vs. Central Arkansas, 12/30/23

### FIELD GOALS MADE

4, vs. South Carolina St, 11/22/23

### 3-POINT FIELD GOALS MADE

1, 4x (last vs. Seton Hall, 12/17/23)

### FREE THROWS MADE

5, 2x (last vs. SIUE, 11/13/23)

## MISCELLANEOUS

	SEASON	CAREER
Led MU in Points	0	0
Led MU in Rebounds	1	1
Led MU in Assists	2	2
20+ Points	0	0
10+ Points	2	2
10+ Rebounds	0	0
5+ Assists	1	1
Double-Doubles	0	0

## 2023-24 GAME-BY-GAME STATISTICS

Opponent	GS	Min	FG	FGA	3FG	3FGA	FT	FTA	OFF	DEF	REB	PF	AST	TO	STL	BLK	PTS
ARKANSAS-PINE BLUFF	14	1	3	0	1	0	0	0	0	0	0	2	2	1	0	1	2
MEMPHIS	10	0	2	0	2	5	5	0	3	3	1	0	0	0	0	0	5
SIU EDWARDSVILLE	19	0	3	0	2	5	6	2	1	3	3	5	0	0	0	2	5
at Minnesota	11	2	3	1	2	0	0	0	0	0	0	2	0	1	0	0	5
JACKSON STATE	21	2	3	0	0	1	2	1	2	3	4	4	4	4	0	0	5
SOUTH CAROLINA STATE	17	4	4	1	1	1	2	1	2	3	3	2	0	2	1	10	
LOYOLA MARYLAND	22	3	6	1	2	3	4	1	4	5	2	1	1	5	0	10	
at Pittsburgh	13	2	5	0	2	1	1	1	1	2	1	1	0	3	0	5	
WICHITA STATE	14	2	5	0	2	0	0	0	2	2	2	0	1	2	0	4	
at Kansas	8	1	3	0	0	0	0	0	0	0	2	0	0	2	0	2	
vs. Seton Hall	7	1	3	1	2	0	0	0	1	1	2	1	0	0	0	3	
vs. Illinois	16	1	5	0	0	3	4	2	4	6	2	2	0	1	0	5	
CENTRAL ARKANSAS	25	1	7	0	3	1	2	2	3	5	3	2	1	3	1	3	
GEORGIA	2	0	0	0	0	0	0	0	1	1	1	0	0	1	0	0	
at Kentucky																	
SOUTH CAROLINA																	
at Alabama																	
FLORIDA																	
at Texas A&M																	
at South Carolina																	
ARKANSAS																	
at Vanderbilt																	
TEXAS A&M																	
MISSISSIPPI STATE																	
at Ole Miss																	
TENNESSEE																	
at Arkansas																	
at Florida																	
OLE MISS																	
AUBURN																	
at LSU																	



# 23 AIDAN SHAW

@TheAidanShaw

@aidanxshaw

Sophomore | Forward | 6-8 | 205 | Overland Park, Kan. | Blue Valley High School

## CAREER STATISTICS

Season	GP-GS	Min/Avg	FG	FGA	FG%	3FG	3FGA	3P%	FTM	FTA	FT%	O	D	REB	AVG	PF	FO	AST	TO	BLK	STL	PTS	AVG
2022-23	32-2	338/10.6	36	64	56.3	6	21	28.6	7	12	58.3	20	35	55	1.7	45	0	4	9	10	8	85	2.7
2023-24	14-5	241/17.2	28	38	73.7	0	1	0.0	2	6	33.3	19	38	57	4.1	34	2	5	15	25	7	58	4.1
<b>TOTAL</b>	<b>46-7</b>	<b>579/12.6</b>	<b>64</b>	<b>102</b>	<b>62.7</b>	<b>6</b>	<b>22</b>	<b>27.3</b>	<b>9</b>	<b>18</b>	<b>50.0</b>	<b>39</b>	<b>73</b>	<b>112</b>	<b>2.4</b>	<b>79</b>	<b>2</b>	<b>9</b>	<b>24</b>	<b>35</b>	<b>15</b>	<b>143</b>	<b>3.1</b>

## 2023-24 NOTES

- Ranks sixth in the nation with a 2-point percentage of 75.7.
- Tallied back-to-back games with 10-plus points after not doing so in his first 44 career games (Dec. 30 & Jan. 6).
- Recorded a career-best 14 points on Saturday versus Georgia, making 7-of-8 field goals (Jan. 6).
- Ranks 57th nationally with 1.79 blocks per game, leading the country's seventh-ranked shot-blocking team.
- First player with two five-rejection games in the same season since 2017-18, doing so against Arkansas-Pine Bluff (Nov. 6) and South Carolina State (Nov. 22).
- Also added a career-best nine rebounds in the win over Arkansas-Pine Bluff (Nov. 6).

## PERSONAL

### BIRTHDAY

September 17, 2003

### CAREER AMBITIONS

Architecture business

## CAREER BESTS

### POINTS

S: 14, vs. Georgia, 1/6/23

C: 14, vs. Georgia, 1/6/23

### REBOUNDS

S: 9, vs. Arkansas-Pine Bluff, 11/6/23

C: 9, vs. Arkansas-Pine Bluff, 11/6/23

### ASSISTS

S: 2, vs. Wichita State, 12/3/23

C: 2, 2x (last vs. Wichita St, 12/3/23)

### BLOCKED SHOTS

S: 5, 2x (last vs. S Carolina St, 11/22/23)

C: 5, 2x (last vs. S Carolina St, 11/22/23)

### STEALS

S: 2, 2x (last vs. Illinois, 12/22)

C: 2, 2x (last vs. Illinois, 12/22)

### MINUTES

S: 26, vs. Georgia, 1/6/23

C: 26, vs. Georgia, 1/6/23

### FIELD GOALS MADE

S: 7, vs. Georgia, 1/6/23

C: 7, vs. Georgia, 1/6/23

### 3-POINT FIELD GOALS MADE

S: n/a

C: 2, vs. Arkansas, 1/18/23

### FREE THROWS MADE

S: 1, vs. SIUE, 11/13/23

C: 2, 2x (last vs. MVSU, 11/20/22)

## MISCELLANEOUS

	SEASON	CAREER
Led MU in Points	0	0
Led MU in Rebounds	3	5
Led MU in Assists	0	0
20+ Points	0	0
10+ Points	2	2
10+ Rebounds	0	0
5+ Assists	0	0
Double-Doubles	0	0

## 2023-24 GAME-BY-GAME STATISTICS

Opponent	GS	Min	FG	FGA	3FG	3FGA	FT	FTA	OFF	DEF	REB	PF	AST	TO	STL	BLK	PTS
ARKANSAS-PINE BLUFF	23	3	4	0	0	1	2	2	7	9	5	0	2	2	5	7	
MEMPHIS	16	1	2	0	0	0	0	0	3	3	3	0	1	0	1	2	
SIU EDWARDSVILLE	13	3	3	0	0	1	2	1	4	5	2	0	0	1	0	7	
at Minnesota	18	0	0	0	0	0	0	0	3	3	2	0	1	1	4	0	
JACKSON STATE	10	1	3	0	0	0	0	0	1	1	1	0	2	0	1	2	
SOUTH CAROLINA STATE	23	3	3	0	0	0	0	3	4	7	1	0	3	0	5	6	
LOYOLA MARYLAND	14	0	0	0	0	0	0	0	2	2	1	0	0	0	0	0	
at Pittsburgh	* 20	2	2	0	0	0	0	1	3	4	2	0	0	0	1	4	
WICHITA STATE	* 13	0	1	0	1	0	0	3	2	5	4	2	0	0	3	0	
at Kansas	* 22	2	4	0	0	0	0	2	1	3	2	0	0	1	2	4	
vs. Seton Hall	* 13	0	1	0	0	0	0	1	1	2	2	1	1	0	0	0	
vs. Illinois	13	1	1	0	0	0	2	0	2	2	5	1	0	2	1	2	
CENTRAL ARKANSAS	17	5	6	0	0	0	0	3	2	5	3	1	3	0	1	10	
GEORGIA	* 26	7	8	0	0	0	0	3	3	6	1	0	2	0	1	14	
at Kentucky																	
SOUTH CAROLINA																	
at Alabama																	
FLORIDA																	
at Texas A&M																	
at South Carolina																	
ARKANSAS																	
at Vanderbilt																	
TEXAS A&M																	
MISSISSIPPI STATE																	
at Ole Miss																	
TENNESSEE																	
at Arkansas																	
at Florida																	
OLE MISS																	
AUBURN																	
at LSU																	



# 31 CALEB GRILL

@caleb\_grill0  
 @calebgrill3

Graduate | Guard | 6-3 | 215 | Wichita, Kan. | Iowa State

## CAREER STATISTICS

Season	GP-GS	Min/Avg	FG	FGA	FG%	3FG	3FGA	3P%	FTM	FTA	FT%	O	D	REB	AVG	PF	FO	AST	TO	BLK	STL	PTS	AVG
2019-20	29- 2	399/13.7	22	70	31.4	13	52	25.0	4	7	57.1	8	40	48	1.7	35	0	17	16	2	14	61	2.1
2020-21	27-27	898/33.3	86	217	39.6	55	161	34.2	20	31	64.5	7	80	87	3.2	55	1	61	37	3	37	247	9.1
2021-22	35- 0	844/24.1	79	202	39.1	57	164	34.8	10	16	62.5	14	76	90	2.6	71	1	53	21	6	35	225	6.4
2022-23	25-22	780/31.2	72	183	39.3	53	144	36.8	40	52	76.9	11	88	99	4.0	52	1	35	38	1	31	237	9.5
2023-24	9- 5	200/22.2	24	66	36.4	14	48	29.2	14	17	82.4	12	40	52	5.8	17	0	13	7	2	10	76	8.4
<b>TOTAL</b>	<b>125-56</b>	<b>3121/25.0</b>	<b>283</b>	<b>738</b>	<b>38.3</b>	<b>192</b>	<b>569</b>	<b>33.7</b>	<b>88</b>	<b>123</b>	<b>71.5</b>	<b>52</b>	<b>324</b>	<b>376</b>	<b>3.0</b>	<b>230</b>	<b>3</b>	<b>179</b>	<b>119</b>	<b>14</b>	<b>127</b>	<b>846</b>	<b>6.8</b>

## PERSONAL

### BIRTHDAY

June 15, 2000

### CAREER AMBITIONS

College coaching

## SEASON & CAREER BESTS

### POINTS

S: 15, 2x (last vs. Jackson St, 11/19/23)

C: 31, vs. North Carolina, 11/25/22

### REBOUNDS

S: 10, 2x (last vs. Wichita St, 12/3/23)

C: 10, 4x (last vs. Wichita St, 12/3/23)

### ASSISTS

S: 4, 2x (last at Minnesota, 11/16/23)

C: 7, at San Jose State, 2/21/21

### BLOCKED SHOTS

S: 1, 2x (last vs. Jackson St, 11/19/23)

C: 2, vs. Kansas State, 2/12/22

### STEALS

S: 4, vs. Memphis, 11/10/23

C: 5, vs. St. John's, 12/4/22

### MINUTES

S: 29, vs. Memphis, 11/10/23

C: 39, 2x (last at Boise State, 2/13/21)

### FIELD GOALS MADE

S: 5, vs. Jackson State, 11/19/23

C: 11, vs. North Carolina, 11/25/22

### 3-POINT FIELD GOALS MADE

S: 3, 2x (last vs. Wichita St, 12/3/23)

C: 8, at Texas Tech, 1/30/23

### FREE THROWS MADE

S: 8, vs. Arkansas-Pine Bluff, 11/6/23

C: 8, vs. Arkansas-Pine Bluff, 11/6/23

## MISCELLANEOUS

	SEASON	CAREER
Led MU in Points	0	0
Led MU in Rebounds	3	3
Led MU in Assists	1	1
30+ Points	0	1
20+ Points	0	5
10+ Points	3	33
10+ Rebounds	2	4
5+ Assists	0	4
Double-Doubles	1	2

## 2023-24 NOTES

- Suffered a wrist injury that will sideline him 5-7 weeks on Dec. 3 versus Wichita State (Dec. 3) – missing the last five contests (Tigers are 7-2 with him in the lineup but 1-4 without).
- Ranks second on the team with 5.8 rebounds and fifth with 8.4 points.
- Recorded his second collegiate double-double with 13 points and 10 versus Wichita State (Dec. 3).
- Matched his career high with 10 rebounds against Memphis (Nov. 10) and Wichita State (Dec. 3).
- One of six transfers on the 2023-24 roster, having played at Iowa State (2019-20, 2021-23) and UNLV (2020-21) previously.
- Led Iowa State with a 36.8 percent clip from 3-point range last season, while finishing second with 53 triples made. Also led Iowa State with 57 made 3-pointers in 2021-22 as the Cyclones advanced to the Sweet 16.
- Highlight of his tenure with the Cyclones was scoring 31 points with seven made 3-pointers in a win against No. 1 North Carolina (Nov. 25, 2002).

## 2023-24 GAME-BY-GAME STATISTICS

Opponent	GS	Min	FG	FGA	3FG	3FGA	FT	FTA	OFF	DEF	REB	PF	AST	TO	STL	BLK	PTS
ARKANSAS-PINE BLUFF	*	23	3	8	1	6	8	9	1	6	7	1	0	1	1	0	15
MEMPHIS	*	29	2	12	1	9	1	2	1	9	10	1	1	1	4	0	6
SIU EDWARDSVILLE	*	23	2	3	2	2	0	0	0	5	5	4	4	1	1	0	6
at Minnesota	*	17	1	6	0	4	0	0	2	2	4	4	4	0	0	1	2
JACKSON STATE		24	5	8	3	6	2	2	1	6	7	3	1	2	1	1	15
SOUTH CAROLINA STATE		6	0	4	0	3	0	0	0	0	0	0	0	0	0	0	0
LOYOLA MARYLAND	*	27	3	9	2	7	1	2	3	1	4	1	1	1	1	0	9
at Pittsburgh		26	4	8	2	5	0	0	3	2	5	2	1	0	1	0	10
WICHITA STATE		25	4	8	3	6	2	2	1	9	10	1	1	1	1	0	13
at Kansas																	
vs. Seton Hall																	
vs. Illinois																	
CENTRAL ARKANSAS																	
GEORGIA																	
at Kentucky																	
SOUTH CAROLINA																	
at Alabama																	
FLORIDA																	
at Texas A&M																	
at South Carolina																	
ARKANSAS																	
at Vanderbilt																	
TEXAS A&M																	
MISSISSIPPI STATE																	
at Ole Miss																	
TENNESSEE																	
at Arkansas																	
at Florida																	
OLE MISS																	
AUBURN																	
at LSU																	



# 35 NOAH CARTER

@noah3carter

@noah3carter

Graduate | Forward | 6-6 | 235 | Dubuque, Iowa | Northern Iowa

## CAREER STATISTICS

Season	GP-GS	Min/Avg	FG	FGA	FG%	3FG	3FGA	3P%	FTM	FTA	FT%	O	D	REB	AVG	PF	FO	AST	TO	BLK	STL	PTS	AVG
2019-20	27-0	222/8.2	43	78	55.1	20	49	40.8	9	11	81.8	11	35	46	1.7	14	0	4	8	2	4	115	4.3
2020-21	25-14	685/27.4	101	213	47.4	34	109	31.2	45	58	77.6	27	115	142	5.7	46	0	26	32	11	19	281	11.2
2021-22	32-21	853/26.7	170	353	48.2	40	134	29.9	100	126	79.4	19	113	132	4.1	65	0	58	44	12	19	480	15.0
2022-23	34-20	746/22.0	120	243	49.4	38	118	32.2	49	68	72.1	44	92	136	4.0	76	0	62	40	15	18	327	9.6
2023-24	14-14	380/27.1	54	137	39.4	18	63	28.6	35	44	79.5	17	71	88	6.3	29	0	21	18	14	13	161	11.5
<b>TOTAL</b>	<b>132-69</b>	<b>2887/21.9</b>	<b>488</b>	<b>1024</b>	<b>47.7</b>	<b>150</b>	<b>473</b>	<b>31.7</b>	<b>238</b>	<b>307</b>	<b>77.5</b>	<b>118</b>	<b>426</b>	<b>544</b>	<b>4.1</b>	<b>230</b>	<b>0</b>	<b>171</b>	<b>142</b>	<b>54</b>	<b>73</b>	<b>1364</b>	<b>10.3</b>

## PERSONAL

### BIRTHDAY

November 13, 2000

### CAREER AMBITIONS

Professional fisherman

## SEASON & CAREER BESTS

### POINTS

S: 18, vs. Loyola, 11/25/23

C: 33, at Valparaiso, 1/19/22

### REBOUNDS

S: 10, vs. SIUE, 11/13/23

C: 13, vs. Indiana State, 2/7/21

### ASSISTS

S: 3, 2x (last vs. Georgia, 1/6/23)

C: 6, vs. Utah State, 3/16/23

### BLOCKED SHOTS

S: 4, vs. South Carolina St, 11/22/23

C: 4, vs. South Carolina St, 11/22/23

### STEALS

S: 3, 3x (last vs. Central Ark., 12/30/23)

C: 4, vs. Valparaiso, 2/14/21

### MINUTES

S: 35, vs. Georgia, 1/6/23

C: 40, vs. Indiana State, 2/7/21

### FIELD GOALS MADE

S: 7, vs. Arkansas-Pine Bluff, 11/6/23

C: 11, at Valparaiso, 1/19/22

### 3-POINT FIELD GOALS MADE

S: 4, vs. SIUE, 11/13/23

C: 9, vs. Western Kentucky, 11/25/20

### FREE THROWS MADE

S: 6, 2x (last vs. Seton Hall, 12/17/23)

C: 9, at Drake, 2/5/22

## MISCELLANEOUS

	SEASON	CAREER
Led MU in Points	1	4
Led MU in Rebounds	7	13
Led MU in Assists	0	4
30+ Points	0	1
20+ Points	0	16
10+ Points	9	64
10+ Rebounds	1	4
5+ Assists	0	5
Double-Doubles	1	4

## CAREER HONORS

2021-22 All-Missouri Valley Conference Second Team

## 2023-24 NOTES

- Team captain.
- Leads the team with 6.3 rebounds per game, while placing second with 11.5 points.
- Recorded his first double-double with the Tigers against SIUE, collecting 15 points and 10 rebounds (Nov. 13).
- Broke out of shooting slump on Saturday versus Georgia, making 3-of-4 triples after hitting just 8.7 percent in the previous five games (2-23).

## 2023-24 GAME-BY-GAME STATISTICS

Opponent	GS	Min	FG	FGA	3FG	3FGA	FT	FTA	OFF	DEF	REB	PF	AST	TO	STL	BLK	PTS
ARKANSAS-PINE BLUFF	*	29	7	12	1	3	0	0	1	5	6	3	1	2	1	1	15
MEMPHIS	*	33	4	12	1	4	1	2	0	7	7	2	1	1	0	1	10
SIU EDWARDSVILLE	*	28	5	12	4	9	1	2	1	9	10	0	1	1	1	3	15
at Minnesota	*	31	5	10	2	5	1	1	1	5	6	2	2	1	2	2	13
JACKSON STATE	*	20	3	8	1	6	0	0	0	4	4	1	2	2	0	1	7
SOUTH CAROLINA STATE	*	23	4	7	0	1	5	5	2	4	6	4	3	1	0	4	13
LOYOLA MARYLAND	*	29	5	8	3	6	5	8	2	4	6	1	2	2	3	1	18
at Pittsburgh	*	28	5	9	1	2	2	2	0	8	8	4	2	1	0	0	13
WICHITA STATE	*	29	1	9	1	6	6	7	1	2	3	3	0	2	3	0	9
at Kansas	*	26	3	8	0	2	1	1	1	6	7	1	0	1	0	0	7
vs. Seton Hall	*	27	1	12	1	6	6	7	4	5	9	2	1	1	0	0	9
vs. Illinois	*	19	4	11	0	4	0	2	2	3	5	3	1	0	0	0	8
CENTRAL ARKANSAS	*	23	3	9	0	5	5	5	2	6	8	0	2	1	3	0	11
GEORGIA	*	35	4	10	3	4	2	2	0	3	3	3	3	2	0	1	13
at Kentucky																	
SOUTH CAROLINA																	
at Alabama																	
FLORIDA																	
at Texas A&M																	
at South Carolina																	
ARKANSAS																	
at Vanderbilt																	
TEXAS A&M																	
MISSISSIPPI STATE																	
at Ole Miss																	
TENNESSEE																	
at Arkansas																	
at Florida																	
OLE MISS																	
AUBURN																	
at LSU																	





# 45 MABOR MAJAK

@MaborMajak

@mabor\_majak

Senior | Center | 7-2 | 245 | Juba, South Sudan | Cleveland State

## CAREER STATISTICS

Season	GP-GS	Min/Avg	FG	FGA	FG%	3FG	3FGA	3P%	FTM	FTA	FT%	O	D	REB	AVG	PF	FO	AST	TO	BLK	STL	PTS	AVG
2020-21	12-0	64/5.3	3	10	30.0	0	0	0.0	3	3	100.0	5	4	9	0.8	17	1	0	6	1	1	9	0.8
2021-22	23-0	101/4.4	5	12	41.7	0	0	0.0	2	5	40.0	11	8	19	0.8	13	0	4	3	2	3	12	0.5
2022-23	8-0	20/2.6	0	1	0.0	0	0	0.0	1	2	50.0	2	1	3	0.4	4	0	0	2	1	0	1	0.1
2023-24	9-0	18/2.0	0	0	0.0	0	0	0.0	0	0	0.0	0	1	1	0.1	0	0	1	0	0	0	0	0.0
<b>TOTAL</b>	<b>52-0</b>	<b>203/3.9</b>	<b>8</b>	<b>23</b>	<b>34.8</b>	<b>0</b>	<b>0</b>	<b>0.0</b>	<b>6</b>	<b>10</b>	<b>60.0</b>	<b>18</b>	<b>14</b>	<b>32</b>	<b>0.6</b>	<b>34</b>	<b>1</b>	<b>5</b>	<b>11</b>	<b>4</b>	<b>4</b>	<b>22</b>	<b>0.4</b>

## PERSONAL

### BIRTHDAY

August 27, 2000

### CAREER AMBITIONS

Start a business

## SEASON & CAREER BESTS

### POINTS

S: n/a

C: 6, vs. Penn St-Behrend, 11/27/21

### REBOUNDS

S: 1, vs. South Carolina St, 11/22/23

C: 4, vs. Youngstown State, 1/21/22

### ASSISTS

S: 1, vs. Wichita State, 12/3/23

C: 2, vs. IUPUI, 2/12/22

### BLOCKED SHOTS

S: n/a

C: 1, 4x (last at Tennessee, 2/11/23)

### STEALS

S: n/a

C: 1, 4x (last vs. Wright State, 3/7/22)

### MINUTES

S: 5, vs. Wichita State, 12/3/23

C: 18, at Ohio, 12/6/20

### FIELD GOALS MADE

S: n/a

C: 2, 2x (last vs Penn St-Behrend, 11/27/21)

### 3-POINT FIELD GOALS MADE

S: n/a

C: n/a

### FREE THROWS MADE

S: n/a

C: 2, 2x (last vs Penn St-Behrend, 11/27/21)

## MISCELLANEOUS

	SEASON	CAREER
Led MU in Points	0	0
Led MU in Rebounds	0	0
Led MU in Assists	0	0
20+ Points	0	0
10+ Points	0	0
10+ Rebounds	0	0
5+ Assists	0	0
Double-Doubles	0	0

## 2023-24 NOTES

- Team captain.

## 2023-24 GAME-BY-GAME STATISTICS

Opponent	GS	Min	FG	FGA	3FG	3FGA	FT	FTA	OFF	DEF	REB	PF	AST	TO	STL	BLK	PTS
ARKANSAS-PINE BLUFF																	
Did Not Play																	
MEMPHIS	2		0	0	0	0	0	0	0	0	0	0	0	0	0	0	0
SIU EDWARDSVILLE																	
at Minnesota																	
Did Not Play																	
JACKSON STATE																	
Did Not Play																	
SOUTH CAROLINA STATE	1		0	0	0	0	0	0	0	1	1	0	0	0	0	0	0
LOYOLA MARYLAND	1		0	0	0	0	0	0	0	0	0	0	0	0	0	0	0
at Pittsburgh	1		0	0	0	0	0	0	0	0	0	0	0	0	0	0	0
WICHITA STATE	5		0	0	0	0	0	0	0	0	0	0	1	0	0	0	0
at Kansas	2		0	0	0	0	0	0	0	0	0	0	0	0	0	0	0
vs. Seton Hall	3		0	0	0	0	0	0	0	0	0	0	0	0	0	0	0
vs. Illinois	2		0	0	0	0	0	0	0	0	0	0	0	0	0	0	0
CENTRAL ARKANSAS	1		0	0	0	0	0	0	0	0	0	0	0	0	0	0	0
GEORGIA																	
Did Not Play																	
at Kentucky																	
SOUTH CAROLINA																	
at Alabama																	
FLORIDA																	
at Texas A&M																	
at South Carolina																	
ARKANSAS																	
at Vanderbilt																	
TEXAS A&M																	
MISSISSIPPI STATE																	
at Ole Miss																	
TENNESSEE																	
at Arkansas																	
at Florida																	
OLE MISS																	
AUBURN																	
at LSU																	



# 55 SEAN EAST II

@Rise\_Shine\_55  
 @rise\_shine\_55

Graduate | Guard | 6-3 | 180 | Louisville, Ky. | John A. Logan

## CAREER STATISTICS

Season	GP-GS	Min/Avg	FG	FGA	FG%	3FG	3FGA	3P%	FTM	FTA	FT%	O	D	REB	AVG	PF	FO	AST	TO	BLK	STL	PTS	AVG
2019-20	31-20	872/28.1	106	266	39.8	26	81	32.1	50	64	78.1	21	56	77	2.5	67	1	153	83	1	34	288	9.3
2020-21	24-20	673/28.0	87	205	42.4	22	63	34.9	20	24	83.3	16	61	77	3.2	45	0	88	38	2	24	216	9.0
2022-23	35- 1	813/23.2	95	214	44.4	15	68	22.1	51	61	83.6	15	57	72	2.1	69	0	89	53	2	47	256	7.3
2023-24	14-14	463/33.1	93	168	55.4	21	39	53.8	33	42	78.6	8	35	43	3.1	29	1	54	36	2	17	240	17.1
<b>TOTAL</b>	<b>104-55</b>	<b>2823/27.1</b>	<b>381</b>	<b>853</b>	<b>44.7</b>	<b>84</b>	<b>251</b>	<b>33.5</b>	<b>154</b>	<b>191</b>	<b>80.6</b>	<b>60</b>	<b>209</b>	<b>269</b>	<b>2.6</b>	<b>210</b>	<b>2</b>	<b>384</b>	<b>210</b>	<b>7</b>	<b>122</b>	<b>1000</b>	<b>9.6</b>

## PERSONAL

### BIRTHDAY

November 17, 1999

### CAREER AMBITIONS

Entrepreneur

## SEASON & CAREER BESTS

### POINTS

S: 22, vs. Wichita State, 12/3/23

C: 26, at Akron, 12/30/19

### REBOUNDS

S: 6, vs. Georgia, 1/6/23

C: 6, 5x (last vs. Georgia, 1/6/23)

### ASSISTS

S: 9, vs. Wichita State, 12/3/23

C: 9, 2x (last vs. Wichita St, 12/3/23)

### BLOCKED SHOTS

S: 1, 2x (last vs. Georgia, 1/6/23)

C: 1, 6x (last vs. Georgia, 1/6/23)

### STEALS

S: 3, 2x (last vs. Wichita St, 12/3/23)

C: 5, vs. Miss. Valley State, 11/20/22

### MINUTES

S: 40, vs. Georgia, 1/6/23

C: 41, at Saint Louis, 1/5/20

### FIELD GOALS MADE

S: 9, vs. Georgia, 1/6/23

C: 11, at Akron, 12/30/19

### 3-POINT FIELD GOALS MADE

S: 3, 2x (last vs. Wichita St, 12/3/23)

C: 3, 7x (last vs. Wichita St, 12/3/23)

### FREE THROWS MADE

S: 7, vs. Wichita State, 12/3/23

C: 9, at La Salle, 3/4/20

## MISCELLANEOUS

	SEASON	CAREER
Led MU in Points	9	11
Led MU in Rebounds	1	2
Led MU in Assists	8	20
20+ Points	6	8
10+ Points	12	47
10+ Rebounds	0	0
5+ Assists	4	37
Double-Doubles	0	0

## 2023-24 NOTES

- Team captain.
- Leads Mizzou with 17.1 points per game – more than double his total entering the season (8.4).
- Ranks fifth in the SEC and 118th nationally in scoring.
- Recorded six 20-plus point games after doing so only twice in 90 games prior to the season.
- First Tiger with six 20-point games in the first 14 contests since Jordan Clarkson in 2013-14.
- Led Missouri in scoring in 9-of-14 games, becoming the first Tiger to lead the team in points in each of the season's first three contests in 16 years.
- Also leads Mizzou with 3.9 assists per game.
- Tallied a season-best 22 points to go with nine assists versus Wichita State – first Tiger with 20 points and nine assists in a game since Phil Pressey in 2013 (Dec. 3).
- Became the first Tiger with back-to-back games of 20 points and six assists since Melvin Booker in 1994 (Dec. 3-9).
- Hit the game-winning basket versus Minnesota, completing an and-one with 9.9 seconds left as Missouri finished on a 31-9 to rally from 20-points down (Nov. 16).
- Tallied his 1,000th career point against Georgia (Jan. 6).

## 2023-24 GAME-BY-GAME STATISTICS

Opponent	GS	Min	FG	FGA	3FG	3FGA	FT	FTA	OFF	DEF	REB	PF	AST	TO	STL	BLK	PTS
ARKANSAS-PINE BLUFF	*	21	7	8	2	3	5	5	1	2	3	5	2	1	0	0	21
MEMPHIS	*	38	5	8	2	4	2	4	0	1	1	1	2	1	0	0	14
SIU EDWARDSVILLE	*	33	8	11	2	3	2	2	0	1	1	0	2	2	1	0	20
at Minnesota	*	33	4	12	0	0	1	1	1	1	2	1	3	1	3	0	9
JACKSON STATE	*	29	3	5	0	0	0	0	0	3	3	0	1	3	0	0	6
SOUTH CAROLINA STATE	*	34	8	13	1	3	4	4	1	1	2	1	4	3	2	0	21
LOYOLA MARYLAND	*	36	7	12	0	0	3	4	1	2	3	3	4	3	1	0	17
at Pittsburgh	*	34	7	13	3	4	4	6	0	5	5	4	4	5	1	0	21
WICHITA STATE	*	36	6	13	3	4	7	8	0	4	4	1	9	2	3	0	22
at Kansas	*	39	8	15	2	4	3	4	0	3	3	4	6	5	2	0	21
vs. Seton Hall	*	36	6	12	2	3	2	4	0	3	3	2	6	4	1	0	16
vs. Illinois	*	32	8	17	2	6	0	0	0	2	2	2	2	3	0	0	18
CENTRAL ARKANSAS	*	24	7	9	2	3	0	0	2	3	5	3	1	3	1	1	16
GEORGIA	*	40	9	20	0	2	0	0	2	4	6	2	8	0	2	1	18
at Kentucky																	
SOUTH CAROLINA																	
at Alabama																	
FLORIDA																	
at Texas A&M																	
at South Carolina																	
ARKANSAS																	
at Vanderbilt																	
TEXAS A&M																	
MISSISSIPPI STATE																	
at Ole Miss																	
TENNESSEE																	
at Arkansas																	
at Florida																	
OLE MISS																	
AUBURN																	
at LSU																	



# 75 CONNOR VANOVER

@Vanover\_Connor

@cv\_23

Graduate | Center | 7-5 | 230 | Little Rock, Ark. | Oral Roberts

## CAREER STATISTICS

Season	GP-GS	Min/Avg	FG	FGA	FG%	3FG	3FGA	3P%	FTM	FTA	FT%	O	D	REB	AVG	PF	FO	AST	TO	BLK	STL	PTS	AVG
2018-19	28-15	491/17.5	83	177	46.9	27	76	35.5	16	24	66.7	21	62	83	3.0	38	0	5	18	35	7	209	7.5
2020-21	29-27	485/16.7	70	155	45.2	24	74	32.4	20	21	95.2	27	104	131	4.5	37	0	14	21	51	13	184	6.3
2021-22	15-10	115/7.7	22	51	43.1	1	13	7.7	14	17	82.4	12	19	31	2.1	4	0	4	3	9	2	59	3.9
2022-23	34-34	875/25.7	164	317	51.7	46	142	32.4	57	70	81.4	54	191	245	7.2	47	0	28	34	110	24	431	12.7
2023-24	11- 3	129/11.7	19	40	47.5	2	15	13.3	8	9	88.9	8	17	25	2.3	7	0	3	3	9	9	48	4.4
<b>TOTAL</b>	<b>117-89</b>	<b>2094/17.9</b>	<b>358</b>	<b>740</b>	<b>48.4</b>	<b>100</b>	<b>320</b>	<b>31.3</b>	<b>115</b>	<b>141</b>	<b>81.6</b>	<b>122</b>	<b>393</b>	<b>515</b>	<b>4.4</b>	<b>133</b>	<b>0</b>	<b>54</b>	<b>79</b>	<b>214</b>	<b>55</b>	<b>931</b>	<b>8.0</b>

## PERSONAL

### BIRTHDAY

June 23, 1999

### CAREER AMBITIONS

Working in the sports industry

## SEASON & CAREER BESTS

### POINTS

S: 11, 2x (last vs. Central Ark., 12/30/23)

C: 24, at Stanford, 3/7/19

### REBOUNDS

S: 7, at Pittsburgh, 11/28/23

C: 16, vs. North Texas, 11/28/20

### ASSISTS

S: 1, 3x (last vs. Seton Hall, 12/17/23)

C: 3, 2x (last vs North Dakota St, 3/7/23)

### BLOCKED SHOTS

S: 2, 2x (last at Kansas, 12/9/23)

C: 8, 2x (last at W Illinois, 2/11/23)

### STEALS

S: 3, vs. Central Arkansas, 12/30/23

C: 3, 4x (last vs. Central Ark., 12/30/23)

### MINUTES

S: 21, at Pittsburgh, 11/28/23

C: 34, 2x (last vs. Omaha, 1/28/23)

### FIELD GOALS MADE

S: 4, 2x (last vs. Central Ark., 12/30/23)

C: 9, 4x (last vs North Dakota, 3/4/23)

### 3-POINT FIELD GOALS MADE

S: 1, 2x (last vs. Wichita St, 12/3/23)

C: 5, at Stanford, 3/7/19

### FREE THROWS MADE

S: 4, vs. Wichita State, 12/3/23

C: 8, 2x (last vs Missouri St, 12/16/22)

## MISCELLANEOUS

	SEASON	CAREER
Led MU in Points	0	0
Led MU in Rebounds	0	0
Led MU in Assists	0	0
20+ Points	0	5
10+ Points	2	43
10+ Rebounds	0	9
5+ Assists	0	0
Double-Doubles	0	7

## CAREER HONORS

- 2022-23 Summit League Defensive Player of the Year
- 2022-23 Summit League Newcomer of the Year
- 2022-23 All-Summit League First Team

## 2023-24 NOTES

- Missed the first three games of the season due to his participation in the Portsmouth Invitational.
- Ranks fourth nationally among active players with 214 blocks and 11th with 1.83 rejections per game.
- One of six transfers on the 2023-24 roster, having played last season at Oral Roberts with previous Power 6 experience in the SEC (Arkansas, 2020-22) and Pac-12 (California, 2018-19).
- First player in Mizzou history to wear a number six through nine, selecting 75 to represent his height.
- Tallest player in school history and tied with Ole Miss' Jamarion Sharp as the tallest player in the NCAA this season.
- Had more blocks individually (110) last year than Mizzou had as a team (95).

## 2023-24 GAME-BY-GAME STATISTICS

Opponent	GS	Min	FG	FGA	3FG	3FGA	FT	FTA	OFF	DEF	REB	PF	AST	TO	STL	BLK	PTS	
ARKANSAS-PINE BLUFF																		Did Not Play
MEMPHIS																		Did Not Play
SIU EDWARDSVILLE																		Did Not Play
at Minnesota		7	0	1	0	1	0	0	0	2	2	0	0	0	1	0	0	
JACKSON STATE	*	3	1	2	0	1	0	0	0	2	2	0	0	0	0	0	2	
SOUTH CAROLINA STATE	*	17	2	3	1	1	0	0	1	3	4	0	0	1	2	1	5	
LOYOLA MARYLAND	*	7	0	3	0	1	0	0	0	2	2	0	0	0	1	1	0	
at Pittsburgh		21	3	8	0	2	0	0	3	4	7	0	1	0	1	2	6	
WICHITA STATE		17	3	4	1	2	4	4	0	2	2	3	1	0	0	1	11	
at Kansas		18	4	6	0	2	1	2	0	2	2	2	0	0	1	2	9	
vs. Seton Hall		11	2	2	0	0	0	0	1	0	1	0	1	1	0	0	4	
vs. Illinois		6	0	4	0	3	0	0	1	0	1	0	0	0	0	1	0	
CENTRAL ARKANSAS		16	4	5	0	1	3	3	2	0	2	1	0	1	3	1	11	
GEORGIA		6	0	2	0	1	0	0	0	0	0	1	0	0	0	0	0	
at Kentucky																		
SOUTH CAROLINA																		
at Alabama																		
FLORIDA																		
at Texas A&M																		
at South Carolina																		
ARKANSAS																		
at Vanderbilt																		
TEXAS A&M																		
MISSISSIPPI STATE																		
at Ole Miss																		
TENNESSEE																		
at Arkansas																		
at Florida																		
OLE MISS																		
AUBURN																		
at LSU																		



# 12 JACKSON FRANCOIS

@JacksonFrancoi3  
 @jacksonfrancoiss

Sophomore | Guard | 6-5 | 160 | Las Vegas, Nev. | Bishop Gorman High School

## CAREER STATISTICS

Season	GP-GS	Min/Avg	FG	FGA	FG%	3FG	3FGA	3P%	FTM	FTA	FT%	O	D	REB	AVG	PF	FO	AST	TO	BLK	STL	PTS	AVG
2022-23	8-0	6/0.8	0	2	0.0	0	1	0.0	0	1	0.0	0	0	0	0.0	0	0	0	0	0	1	0	0.0
2023-24	1-0	2/2.3	0	1	0.0	0	1	0.0	0	0	0.0	0	0	0	0.0	0	0	0	0	0	0	0	0.0
TOTAL	9-0	9/1.0	0	3	0.0	0	2	0.0	0	1	0.0	0	0	0	0.0	0	0	0	0	0	1	0	0.0

## 2023-24 NOTES

- Son of Missouri Athletic Director, Desiree Reed-Francois.

## CAREER BESTS

**POINTS**

n/a

**REBOUNDS**

n/a

**ASSISTS**

n/a


## PERSONAL

**BIRTHDAY**

May 20, 2004

**CAREER AMBITIONS**

Athletic Director



# 15 DANNY STEPHENS

@dannystephens23  
 @dannystephens235

Freshman | Guard | 6-6 | 210 | Bowen, Ill. | Southeastern High School

## CAREER STATISTICS

Season	GP-GS	Min/Avg	FG	FGA	FG%	3FG	3FGA	3P%	FTM	FTA	FT%	O	D	REB	AVG	PF	FO	AST	TO	BLK	STL	PTS	AVG
2023-24	0-0	0/0.0	0	0	0.0	0	0	0.0	0	0	0.0	0	0	0	0.0	0	0	0	0	0	0	0	0.0

## 2023-24 NOTES

## CAREER BESTS

**POINTS**

n/a

**REBOUNDS**

n/a

**ASSISTS**

n/a


## PERSONAL

**BIRTHDAY**

November 9, 2004

**CAREER AMBITIONS**

Work on the family farm



# 33 JV BROWN

@\_JVBrown\_4  
 @jvbrown4

Freshman | Guard | 6-5 | 195 | Los Angeles, Calif. | Rolling Hills Prep

## CAREER STATISTICS

Season	GP-GS	Min/Avg	FG	FGA	FG%	3FG	3FGA	3P%	FTM	FTA	FT%	O	D	REB	AVG	PF	FO	AST	TO	BLK	STL	PTS	AVG
2023-24	0-0	0/0.0	0	0	0.0	0	0	0.0	0	0	0.0	0	0	0	0.0	0	0	0	0	0	0	0	0.0

## 2023-24 NOTES

## CAREER BESTS

**POINTS**

n/a

**REBOUNDS**

n/a

**ASSISTS**

n/a

## PERSONAL

**BIRTHDAY**

May 18, 2004

**CAREER AMBITIONS**

Start a business

Game Records

Record	Overall	Home	Away	Neutral
ALL GAMES	8-6	6-3	2-1	0-2
CONFERENCE	0-1	0-1	0-0	0-0
NON-CONFERENCE	8-5	6-2	2-1	0-2

Score by Periods

Team	1st	2nd	OT	TOT
Missouri	521	542	0	1063
Opponents	509	493	0	1002

Team Box Score

No.	Player	Total			3-Point		F-Throw		Rebounds				Other Stats									
		GP-GS	MIN	AVG	FG-FGA	FG%	3FG-3FGA	3FG%	FT-FTA	FT%	OFF	DEF	TOT	AVG	PF	DQ	A	TO	BLK	STL	PTS	AVG
55	EAST II, Sean	14-14	463:22	33.1	93-168	.554	21-39	.538	33-42	.786	8	35	43	3.1	29	1	54	36	2	17	240	17.1
35	CARTER, Noah	14-14	379:41	27.1	54-137	.394	18-63	.286	35-44	.795	17	71	88	6.3	29	0	21	18	14	13	161	11.5
10	HONOR, Nick	14-14	418:37	29.9	51-132	.386	32-78	.410	18-22	.818	7	15	22	1.6	25	0	30	20	2	11	152	10.9
2	BATES, Tamar	14-7	282:53	20.2	49-92	.533	17-32	.531	28-31	.903	10	15	25	1.8	29	0	14	13	2	8	143	10.2
31	GRILL, Caleb	9-5	199:57	22.2	24-66	.364	14-48	.292	14-17	.824	12	40	52	5.8	17	0	13	7	2	10	76	8.4
14	ROBINSON II, Anthony	14-0	200:11	14.3	20-52	.385	4-19	.211	20-26	.769	10	24	34	2.4	28	0	22	8	5	24	64	4.6
75	VANOVER, Connor	11-3	128:49	11.7	19-40	.475	2-15	.133	8-9	.889	8	17	25	2.3	7	0	3	3	9	9	48	4.4
23	SHAW, Aidan	14-5	241:22	17.2	28-38	.737	0-1	.000	2-6	.333	19	38	57	4.1	34	2	5	15	25	7	58	4.1
5	TONJE, John	6-4	53:41	8.9	6-11	.545	2-6	.333	5-5	1.000	0	4	4	0.7	5	0	2	5	1	1	19	3.2
11	PIERCE, Trent	13-2	87:08	6.7	12-31	.387	4-20	.200	1-6	.167	2	13	15	1.2	12	0	1	7	4	6	29	2.2
4	LEWIS, Curt	13-0	97:44	7.5	11-30	.367	4-17	.235	1-2	.500	4	9	13	1.0	4	0	7	3	0	5	27	2.1
0	BUTLER, Jordan	14-0	106:25	7.6	10-27	.370	3-15	.200	2-8	.250	8	17	25	1.8	20	0	1	4	13	3	25	1.8
13	CARRALERO MARTIN, Jesus	11-2	107:07	9.7	7-24	.292	3-7	.429	2-2	1.000	9	11	20	1.8	15	0	18	6	6	6	19	1.7
1	BROWN, Kaleb	2-0	12:37	6.3	1-3	.333	0-2	.000	0-0	.000	0	2	2	1.0	3	0	2	3	0	1	2	1.0
12	FRANCOIS, Jackson	1-0	02:17	2.3	0-1	.000	0-1	.000	0-0	.000	0	0	0	0.0	0	0	0	0	0	0	0	0.0
45	MAJAK, Mabor	9-0	18:09	2.0	0-0	.000	0-0	.000	0-0	.000	0	1	1	0.1	0	0	1	0	0	0	0	0.0
Team											32	16	48					10				
<b>Total</b>		<b>14</b>	<b>2800</b>		<b>385-852</b>	<b>.452</b>	<b>124-363</b>	<b>.342</b>	<b>169-220</b>	<b>.768</b>	<b>146</b>	<b>328</b>	<b>474</b>	<b>33.9</b>	<b>257</b>	<b>3</b>	<b>194</b>	<b>158</b>	<b>85</b>	<b>121</b>	<b>1063</b>	<b>75.9</b>
<b>Opponents</b>		<b>14</b>	<b>2800</b>		<b>342-797</b>	<b>.429</b>	<b>105-320</b>	<b>.328</b>	<b>213-288</b>	<b>.740</b>	<b>166</b>	<b>347</b>	<b>513</b>	<b>36.6</b>	<b>226</b>	<b>2</b>	<b>178</b>	<b>201</b>	<b>42</b>	<b>85</b>	<b>1002</b>	<b>71.6</b>

Team Statistics

	MIZ	OPP
<b>Scoring</b>	<b>1063</b>	<b>1002</b>
Points per game	75.9	71.6
Scoring margin	+4.4	-
<b>Field goals-att</b>	<b>385-852</b>	<b>342-797</b>
Field goal pct	.452	.429
<b>3 point fg-att</b>	<b>124-363</b>	<b>105-320</b>
3-point FG pct	.342	.328
3-pt FG made per game	8.9	7.5
<b>Free throws-att</b>	<b>169-220</b>	<b>213-288</b>
Free throw pct	.768	.740
F-Throws made per game	12.1	15.2
<b>Rebounds</b>	<b>474</b>	<b>513</b>
Rebounds per game	33.9	36.6
Rebounding margin	-2.8	-
<b>Assists</b>	<b>194</b>	<b>178</b>
Assists per game	13.9	12.7
<b>Turnovers</b>	<b>158</b>	<b>201</b>
Turnovers per game	11.3	14.4
Turnover margin	+3.1	-
Assist/turnover ratio	1.2	0.9
<b>Steals</b>	<b>121</b>	<b>85</b>
Steals per game	8.6	6.1
<b>Blocks</b>	<b>85</b>	<b>42</b>
Blocks per game	6.1	3.0
<b>Winning streak</b>	<b>0</b>	<b>-</b>
Home win streak	0	-
<b>Attendance</b>	<b>99315</b>	<b>31665</b>
Home games-Avg/Game	9-11035	3-10555
Neutral site-Avg/Game	-	2-12774

Team Results

Date	Opponent		Score	Att.
11/06/2023	Ark.-Pine Bluff	W	101-79	11486
11/10/2023	Memphis	L	55-70	15061
11/13/2023	SIUE	W	68-50	9656
11/16/2023	at Minnesota	W	70-68	7975
11/19/2023	Jackson St.	L	72-73	9690
11/22/2023	South Carolina St.	W	82-59	9745
11/25/2023	Loyola Maryland	W	78-70	9762
11/28/2023	at Pittsburgh	W	71-64	7390
12/03/2023	Wichita St.	W	82-72	10885
12/09/2023	at Kansas	L	64-73	16300
12/17/2023	vs Seton Hall	L	87-93	7062
12/22/2023	vs Illinois	L	73-97	18485
12/30/2023	Central Ark.	W	92-59	10623
01/06/2024	Georgia	L	68-75	12407



Game Records

Record	Overall	Home	Away	Neutral
ALL GAMES	0-1	0-1	0-0	0-0
CONFERENCE	0-1	0-1	0-0	0-0
NON-CONFERENCE	0-0	0-0	0-0	0-0

Score by Periods

Team	1st	2nd	OT	TOT
Missouri	38	30	0	68
Opponents	40	35	0	75

Team Box Score

No.	Player			Total		3-Point		F-Throw		Rebounds												
		GP-GS	MIN	AVG	FG-FGA	FG%	3FG-3FGA	3FG%	FT-FTA	FT%	OFF	DEF	TOT	AVG	PF	DQ	A	TO	BLK	STL	PTS	AVG
55	EAST II, Sean	1-1	40:00	40.0	9-20	.450	0-2	.000	0-0	.000	2	4	6	6.0	2	0	8	0	1	2	18	18.0
2	BATES, Tamar	1-1	31:23	31.4	6-11	.545	1-3	.333	2-3	.667	1	3	4	4.0	4	0	1	2	0	0	15	15.0
23	SHAW, Aidan	1-1	25:43	25.7	7-8	.875	0-0	.000	0-0	.000	3	3	6	6.0	1	0	0	2	1	0	14	14.0
35	CARTER, Noah	1-1	35:28	35.5	4-10	.400	3-4	.750	2-2	1.000	0	3	3	3.0	3	0	3	2	1	0	13	13.0
10	HONOR, Nick	1-1	37:08	37.1	1-7	.143	1-5	.200	2-2	1.000	0	3	3	3.0	3	0	2	1	0	2	5	5.0
13	CARRALERO MARTIN, Jesus	1-0	12:18	12.3	1-1	1.000	1-1	1.000	0-0	.000	0	2	2	2.0	0	0	0	1	3	0	3	3.0
75	VANOVER, Connor	1-0	06:21	6.4	0-2	.000	0-1	.000	0-0	.000	0	0	0	0.0	1	0	0	0	0	0	0	0.0
11	PIERCE, Trent	1-0	02:14	2.2	0-1	.000	0-1	.000	0-0	.000	0	1	1	1.0	2	0	0	0	0	0	0	0.0
0	BUTLER, Jordan	1-0	05:32	5.5	0-2	.000	0-1	.000	0-0	.000	1	1	2	2.0	1	0	0	0	1	0	0	0.0
14	ROBINSON II, Anthony	1-0	02:02	2.0	0-0	.000	0-0	.000	0-0	.000	0	1	1	1.0	1	0	0	0	0	1	0	0.0
4	LEWIS, Curt	1-0	01:51	1.9	0-1	.000	0-1	.000	0-0	.000	0	0	0	0.0	0	0	0	0	0	0	0	0.0
Team											2	1	3									
<b>Total</b>		<b>1</b>	<b>200</b>		<b>28-63</b>	<b>.444</b>	<b>6-19</b>	<b>.316</b>	<b>6-7</b>	<b>.857</b>	<b>9</b>	<b>22</b>	<b>31</b>	<b>31.0</b>	<b>18</b>	<b>0</b>	<b>14</b>	<b>8</b>	<b>7</b>	<b>5</b>	<b>68</b>	<b>68.0</b>
<b>Opponents</b>		<b>1</b>	<b>200</b>		<b>24-51</b>	<b>.471</b>	<b>12-28</b>	<b>.429</b>	<b>15-21</b>	<b>.714</b>	<b>8</b>	<b>26</b>	<b>34</b>	<b>34.0</b>	<b>10</b>	<b>0</b>	<b>12</b>	<b>12</b>	<b>1</b>	<b>4</b>	<b>75</b>	<b>75.0</b>

Team Statistics

	MIZ	OPP
<b>Scoring</b>	<b>68</b>	<b>75</b>
Points per game	68.0	75.0
Scoring margin	-7.0	-
<b>Field goals-att</b>	<b>28-63</b>	<b>24-51</b>
Field goal pct	.444	.471
<b>3 point fg-att</b>	<b>6-19</b>	<b>12-28</b>
3-point FG pct	.316	.429
3-pt FG made per game	6.0	12.0
<b>Free throws-att</b>	<b>6-7</b>	<b>15-21</b>
Free throw pct	.857	.714
F-Throws made per game	6.0	15.0
<b>Rebounds</b>	<b>31</b>	<b>34</b>
Rebounds per game	31.0	34.0
Rebounding margin	-3.0	-
<b>Assists</b>	<b>14</b>	<b>12</b>
Assists per game	14.0	12.0
<b>Turnovers</b>	<b>8</b>	<b>12</b>
Turnovers per game	8.0	12.0
Turnover margin	+4.0	-
Assist/turnover ratio	1.8	1.0
<b>Steals</b>	<b>5</b>	<b>4</b>
Steals per game	5.0	4.0
<b>Blocks</b>	<b>7</b>	<b>1</b>
Blocks per game	7.0	1.0
<b>Winning streak</b>	<b>0</b>	<b>-</b>
Home win streak	0	-
<b>Attendance</b>	<b>12407</b>	<b>0</b>
Home games-Avg/Game	1-12407	0-0
Neutral site-Avg/Game	-	0-0

Team Results

Date	Opponent	Score	Att.
01/06/2024	Georgia	L 68-75	12407