



KENTUCKY

2023-24 MEN'S BASKETBALL



8 NATIONAL CHAMPIONSHIPS | 49 SEC TITLES | 31 SEC TOURNAMENT CHAMPIONSHIPS | 56 ALL-AMERICANS | 138 NBA DRAFT PICKS

#6/6 KENTUCKY (12-2, 2-0) at TEXAS A&M (9-6, 0-2)

Saturday, Jan. 13 • 2 p.m. ET • Reed Arena (12,989) • Bryan-College Station, Texas

#GoBigBlue • #LaFamilia • @KentuckyMBB

THE MATCHUP

Series Breakdown

- Overall - UK, 13-4
- In College Station - UK, 5-2
- Calipari vs. TAMU - 12-3
- Williams vs. UK - 0-4
- Current UK Streak - W4

John Calipari	Buzz Williams
Overall Record: 844-255*	Overall Record: 336-208
Record at UK: 399-115	Record at TAMU: 83-53
Overall Seasons: 32nd	Overall Seasons: 17th
at Kentucky: 15th	at Texas A&M: 5th

*on-court record

BY THE NUMBERS

90.7	Points per game, the second highest in country
76.1	Nation's-best all-time winning percentage
49	SEC regular-season titles in program history
3	Mitchell double-doubles in last four games

TALE OF THE TAPE

UK	STATISTIC	OPP.
90.7	Points Per Game	73.2
38.6	Rebounds PG	42.9
18.1	Assists PG	11.9
5.3	Blocks PG	2.7
8.6	Steals PG	7.9
9.6	Turnovers PG	10.6
.499	FG Pct.	.401
.399	3-Pt FG Pct.	.260
.746	FT Pct.	.710
+1.9	Assist-to-TO Ratio	+1.1

A UK WIN WOULD ...

- Be win No. 400 for John Calipari as UK's head coach
- Improve Calipari's all-time conference record to 396-126, including 188-60 in the SEC
- Improve UK's record to 329-65 under Calipari against unranked competition
- Push UK's record to 3-0 in road games in 2023-24
- Be the fifth away from home on the year
- Be the fifth straight over Texas A&M

PREVIOUS GAME'S STARTERS



21

D.J. WAGNER

6-4 • 192 • GUARD • FRESHMAN
CAMDEN, N.J. | CAMDEN HS

Averaging 12.4 points and 3.5 assists per game | Two-time SEC Freshman of the Week | Charted 14 points, six rebounds and five assists in win over North Carolina | Season-high 28 points in win over Marshall



12

ANTONIO REEVES

6-6 • 195 • GUARD • SENIOR
CHICAGO | ILLINOIS STATE UNIVERSITY

2023 SEC Sixth Man of the Year | Averaging a team-high 18.6 points per game | Scored 30 points in the win at Louisville | Has double-digit points in 13 games and 20+ six times | Wooden Award Midseason Watch List selection



1

JUSTIN EDWARDS

6-8 • 203 • FORWARD • FRESHMAN
PHILADELPHIA | IMHOTEP INSTITUTE CHARTER HS

Averaging 9.1 points and 4.2 rebounds per game | Had 16 points, seven rebounds vs. TAMUC | Topped double-digit scoring in seven games | Shooting 46.0% from the floor | Has at least one steal in four straight games



4

TRE MITCHELL

6-9 • 231 • FORWARD • GRADUATE STUDENT
PITTSBURGH | WEST VIRGINIA UNIVERSITY

Averaging 13.2 points and 7.8 rebounds | Logging a team-high 34.1 minutes per game | Logging a career-best 3.2 assists per game | Four-straight with 10+ rebounds | Posted 20 points and a season-high 14 rebounds vs. Missouri



2

AARON BRADSHAW

7-1 • 226 • FORWARD • FRESHMAN
RAHWAY, N.J. | CAMDEN HS

Averaging 8.0 points, 4.9 rebounds and 1.0 blocks per game | Had a double-double with 17 points and 11 rebounds vs. Penn | Go-ahead 3-pointer with 1:27 to play at Florida | SEC Freshman of the Week on Jan. 8

STAT LEADERS

POINTS PER GAME		
UK	Antonio Reeves	18.6
TAMU	Wade Taylor IV	17.3
REBOUNDS PER GAME		
UK	Tre Mitchell	7.8
TAMU	Andersson Garcia	8.7
ASSISTS PER GAME		
UK	Reed Sheppard	4.1
TAMU	Wade Taylor IV	4.0
STEALS PER GAME		
UK	Reed Sheppard	2.5
TAMU	Wade Taylor IV	2.4
BLOCKS PER GAME		
UK	Ugonna Onyenso	1.8
TAMU	Wildens Leveque	0.8
3-POINTERS		
UK	Antonio Reeves	36
TAMU	Wade Taylor IV	29
FIELD-GOAL PERCENTAGE (min. 75 att.)		
UK	Reed Sheppard	.561
TAMU	Henry Coleman III	.613
FREE-THROW PERCENTAGE (min. 30 att.)		
UK	Reed Sheppard	.871
TAMU	Wade Taylor IV	.833

NEED TO KNOW

UK leads the SEC with an all-time 1,048-303 record in league play and 49 regular-season titles, including six under John Calipari.

Calipari is one win shy of winning No. 400 at UK's coach. He is already the second winningest coach in program history.

Kentucky has had three freshmen win SEC Freshman of the Week accolades this season five times. Aaron Bradshaw claimed the honor on Monday after helping UK to a come-from-behind win at Florida. Reed Sheppard and D.J. Wagner have both won twice this season.

The Wildcats rank in the top 10 nationally in assist-to-turnover ratio (3rd), fastbreak points (7th), scoring (2nd) and 3-point percentage (8th).

Kentucky sits 17th in the latest NET rankings. The SEC has four teams in the top 25, six in the top 50 and 11 in the top 100.

SCHEDULE

OCTOBER					
27	16/16	-/	GEORGETOWN COLLEGE ¹	SECN	W, 92-69
NOVEMBER					
2	16/16	-/	KENTUCKY STATE ¹	SECN+	W, 99-53
6	16/16	-/	NEW MEXICO STATE	SECN	W, 86-46
10	16/16	-/	TEXAS A&M-COMMERCE ¹	SECN+	W, 81-61
14	17/16	1/1	vs. Kansas ²	ESPN	L, 89-84
17	17/16	-/	STONEHILL ¹	SECN+	W, 101-67
20	16/16	-/	SAINT JOSEPH'S ¹	SECN	W, 96-88 ^{OT}
24	16/16	-/	MARSHALL	SECN	W, 118-82
28	12/12	8/8	MIAMI ³	ESPN	W, 95-73
DECEMBER					
2	12/12	-/	UNC WILMINGTON	SECN	L, 80-73
9	16/17	-/	vs. Penn ⁴	ESPN2	W, 81-66
16	14/15	9/9	vs. North Carolina ⁵	CBS	W, 87-83
21	9/9	-/	at Louisville	ESPN	W, 95-76
29	8/10	-/	ILLINOIS STATE	SECN	W, 96-70
JANUARY					
6	6/6	-/	at Florida*	ESPN	W, 87-85
9	6/6	-/	MISSOURI*	ESPN	W, 90-77
13	6/6	-/	at Texas A&M*	ESPN	2 p.m.
17	-/	-/	MISSISSIPPI STATE*	ESPN2	7 p.m.
20	-/	-/	GEORGIA*	SECN	6 p.m.
23	-/	-/	at South Carolina*	SECN	7 p.m.
27	-/	-/	at Arkansas*	ESPN	6 p.m.
31	-/	-/	FLORIDA*	ESPN	8 p.m.
FEBRUARY					
3	-/	-/	TENNESSEE*	ESPN	8:30 p.m.
6	-/	-/	at Vanderbilt*	SECN	8:30 p.m.
10	-/	-/	GONZAGA	CBS	4 p.m.
13	-/	-/	OLE MISS*	ESPN	9 p.m.
17	-/	-/	at Auburn*	ESPN	6 p.m.
21	-/	-/	at LSU*	ESPN	9 p.m.
24	-/	-/	ALABAMA	CBS	4 p.m.
27	-/	-/	at Mississippi State*	ESPN	7 p.m.
MARCH					
2	-/	-/	ARKANSAS*	CBS	1:30 p.m.
6	-/	-/	VANDERBILT*	SECN	9 p.m.
9	-/	-/	at Tennessee*	CBS	4 p.m.

All times Eastern | *SEC conference game | HOME GAMES IN CAPS

¹ Exhibition game

² Wildcat Challenge presented by Kentucky Tourism (Rupp Arena | Lexington, Ky.)

³ Champions Classic (United Center | Chicago)

⁴ ACC/SEC Challenge (Rupp Arena | Lexington, Ky.)

⁵ Wells Fargo Center | Philadelphia

⁶ CBS Sports Classic (State Farm Arena | Atlanta)

BROADCAST INFO

TELEVISION

Play-by play: Dan Shulman
Analyst: Jay Bilas
Sideline: Jess Sims



UK RADIO

Play-by play: Tom Leach
Analyst: Jack Givens



SATELLITE RADIO

UK Radio on Sirius: - 81 and on the SiriusXM App



TV CHART



0 **ROB DILLINGHAM**

Freshman Guard
6-3 | 176
Hickory, N.C.
Overtime Elite



1 **JUSTIN EDWARDS**

Freshman Guard
6-8 | 203
Philadelphia
Imhotep Institute Charter HS



2 **AARON BRADSHAW**

Freshman Forward
7-1 | 226
Rahway, N.J.
Camden HS



3 **ADOU THIERO**

Sophomore Guard
6-8 | 222
Pittsburgh
Quaker Valley HS
(*ah-DO THEE-air-oh*)




4 **TRE MITCHELL**

Graduate Student Forward
6-9 | 231
Pittsburgh
West Virginia Univ.



12 **ANTONIO REEVES**

Senior Guard
6-6 | 195
Chicago
Illinois State Univ.



13 **GRANT DARBYSHIRE**

Sophomore Guard
6-3 | 190
Cincinnati
Sycamore HS



14 **BRENNAN CANADA**

Graduate Student Forward
6-5 | 200
Mount Sterling, Ky.
George Rogers Clark HS



15 **REED SHEPPARD**

Freshman Guard
6-3 | 187
London, Ky.
North Laurel HS



20 **JOEY HART**

Freshman Guard
6-5 | 203
Linton, Ind.
Linton-Stockton HS



21 **D.J. WAGNER**

Freshman Guard
6-4 | 192
Camden, N.J.
Camden HS



22 **WALKER HORN**

Sophomore Guard
6-3 | 190
Austin, Texas
Westlake HS



23 **JORDAN BURKS**

Freshman Forward
6-8 | 202
Decatur, Ala.
Overtime Elite



25 **KAREEM WATKINS**

Senior Guard
5-8 | 175
Camden, N.J.
Kingsway Regional HS



33 **UGONNA ONYENSO**

Sophomore Forward
7-0 | 247
Owerri, Imo State, Nigeria
Putnam Science Acad.
(*ooo-GAH-na ON-yen-so*)



44 **ZVONIMIR IVIŠIĆ**

Freshman Forward
7-2 | 234
Vitez, Croatia
(*ZVON-uh-meer EE-vee-sitch*)



JOHN CALIPARI

Head Coach
15th Season
(*cal-uh-PEAR-ee*)



BRUISER FLINT

Assoc. to the HC
Fourth season at UK
Third season as associate to the head coach



ORLANDO ANTIGUA

Associate Coach
Eighth season at UK
Third season as associate



CHIN COLEMAN

Assistant Coach
Third season at UK
Third season as assistant



CHUCK MARTIN

Assistant Coach
First season at UK
First season as assistant



JOHN WELCH

Assistant Coach
First season at UK
First season as assistant

Alphabetical Roster

NO.	NAME	POS.	HT.	WT.	CL.	HOMETOWN (PREVIOUS SCHOOL)
2	Aaron Bradshaw	F	7-1	226	Fr.	Rahway, N.J. (Camden HS)
23	Jordan Burks	F	6-8	202	Fr.	Decatur, Ala. (Overtime Elite)
14	Brennan Canada	F	6-5	200	Gr.	Mount Sterling, Ky. (George Rogers Clark HS)
13	Grant Darbyshire	G	6-3	190	So.	Cincinnati (Sycamore HS)
0	Rob Dillingham	G	6-3	176	Fr.	Hickory, N.C. (Overtime Elite)
1	Justin Edwards	G	6-8	203	Fr.	Philadelphia (Philadelphia Imhotep Institute HS)
20	Joey Hart	G	6-5	203	Fr.	Linton, Ind. (Linton-Stockton HS)
22	Walker Horn	G	6-3	190	So.	Austin, Texas (Westlake HS)
44	Zvonimir Ivišić	F	7-2	234	Fr.	Vitez, Croatia
4	Tre Mitchell	F	6-9	231	Gr.	Pittsburgh (West Virginia University)
33	Ugonna Onyenso	F	7-0	247	So.	Owerri, Imo State, Nigeria (Putnam Science Acad.)
12	Antonio Reeves	G	6-6	195	Sr.	Chicago (Illinois State University)
15	Reed Sheppard	G	6-3	187	Fr.	London, Ky. (North Laurel HS)
3	Adou Thiero	G	6-8	222	So.	Pittsburgh (Quaker Valley HS)
21	D.J. Wagner	G	6-4	192	Fr.	Camden, N.J. (Camden HS)
25	Kareem Watkins	G	5-8	175	Sr.	Camden, N.J. (Kingsway Regional HS)

On the Bench

Head Coach: John Calipari (Clarion, 1982)
Associate to the Head Coach: James "Bruiser" Flint (St. Joseph's, 1987)
Associate Coach: Orlando Antigua (Pittsburgh, 1995)
Assistant Coaches: Ronald "Chin" Coleman (Lamar, 1997), Chuck Martin (Monmouth, 1993), John Welch (UNLV, 1986)
Assoc. AD/Basketball Operations: Chris Woolard (UCLA, 1997)
Director of Basketball Admin.: Will Barton (Kentucky, 2013)
Assistant to the Head Coach and Director of Player Development: Brett Rybak (Otterbein, 2008)
Strength and Conditioning Coach: Brady Welsh (Eastern Illinois, 2015)
Head Athletic Trainer: Geoffrey Staton (North Carolina, 2007)
Equipment Manager: Mark Evans (Kentucky, 2013)



POLLS, STATS, MEDIA INFO

Weekly Media Schedule

all times ET unless indicated otherwise

13 Sat. at Texas A&M 2 p.m. ESPN	14 Sun. Practice: 3 p.m. No media availability	15 Mon. Practice 3 p.m. UK Healthcare John Calipari Show 6 p.m.	16 Tue. Practice: 3 p.m. UK assistant coach media availability TBD	17 Wed. vs. Mississippi State 7 p.m. ESPN2	18 Thu. Practice: 3 p.m. No media availability	19 Fri. UK players media availability TBD Practice 3 p.m.
---	---	--	---	---	---	--

Communications & PR Staff



Deb Moore
Senior Associate Director
Cell - 859.559.5781
Email - deb.moore@uky.edu

Media Information

CREDENTIAL REQUESTS

Requests for single-game credentials will open **14** days prior to the deadline date and close **five** days prior to game day online at sportssystem.com/Kentucky.

CREDENTIAL CRITERIA

The University of Kentucky's decision to issue credentials to a media outlet for the purposes of covering a UK basketball home or away event is determined by a variety of factors. They include the following:

- Priority is given to outlets based on circulation size/ household reach/unique site visitors
- Additional consideration is based on amount of original content generated, number of full-time employees of the outlet, length of existence of the outlet and the journalist experience of the reporter(s)
- Attendance at Kentucky media sessions, including Olympic sport opportunities and the intention/ability to cover all 22 sports at Kentucky both at home and on the road, also is considered
- Professionalism, which includes is not limited to conduct at games, press conferences, practices, on social media, etc.

Being granted credentials at another institution/event does not equate to meeting the criteria for the University of Kentucky. Being granted credentials for one UK event does not guarantee approval for other UK events. The University of Kentucky has the right to deny or revoke credentials under its own discretion. Credentialing also is dependent on space availability.

INTERVIEW POLICIES-GENERAL

All interviews with University of Kentucky basketball players or staff members must be arranged through the Communications and Public Relations office. Media should never contact a player or coach directly.

The Wildcat Coal Lodge, dormitories, team locker rooms and other team quarters are private team areas. Media members are not permitted in these areas unless accompanied by appropriate university personnel.

PRACTICE/PRESS CONFERENCES

Other than announced exceptions, UK basketball practices are closed to the media.

Player interviews are conducted pregame weekly and will be available to all UK media. UK will accept requests for player interviews, but they must be submitted 24 hours prior to the scheduled availability.

Coach John Calipari will meet with members of the media at least once a week in the Memorial Coliseum Media Room.

Game-day shoot-arounds are closed to the media.

TELEPHONE PLAYER INTERVIEWS

Telephone interviews are available to the media on a call-back basis. Individual player and coach telephone numbers will not be given to members of the media.

Players are instructed not to conduct interviews when contacted directly by telephone. The Communications and Public Relations office will arrange for telephone interviews at a time most convenient for the student-athlete.

Other special requests are handled on a case-by-case basis.

POSTGAME INTERVIEWS

Following each game, there is a cooling-off period, during which time the players shower and dress. Approximately 10 minutes after the game ends, Coach Calipari conducts his postgame press conference while a player speaks to the UK Sports Network.

The Polls

Associated Press Top 25 Jan. 8

1. Purdue (54)
2. Houston (7)
3. Kansas (2)
4. UConn
5. Tennessee
6. **Kentucky**
7. North Carolina
8. Arizona
9. Oklahoma
10. Illinois
11. Marquette
Duke
13. Memphis
14. Baylor
15. Wisconsin
16. Auburn
17. Colorado State
18. BYU
19. San Diego State
20. Utah State
21. Clemson
22. Creighton
23. Gonzaga
24. Florida Atlantic
25. Texas

Receiving Votes: Dayton, Ole Miss, James Madison, Cincinnati, Nevada, Texas Tech, Wake Forest, Grand Canyon, Seton Hall, South Carolina, Miami, St. John's, Iowa State, Colorado, NC State, Michigan State, Alabama, Providence, Oregon, TCU, Northwestern, Princeton, Utah

USA Today Coaches Poll Jan. 8

1. Purdue (21)
2. Houston (10)
3. Kansas (1)
4. UConn
5. Tennessee
6. **Kentucky**
7. North Carolina
8. Arizona
9. Oklahoma
10. Illinois
11. Duke
12. Marquette
13. Memphis
14. Baylor
15. Wisconsin
16. Auburn
17. BYU
18. Colorado State
19. San Diego State
20. Creighton
21. Gonzaga
22. Clemson
23. Utah State
24. Ole Miss
25. Florida Atlantic

Receiving Votes: Texas, Nevada, Cincinnati, Iowa State, Dayton, James Madison, Grand Canyon, Miami, TCU, Wake Forest, Texas Tech, Ohio State, Seton Hall, Alabama, St. John's, Providence, Michigan State, Indiana State, South Carolina, Princeton, Villanova, Northwestern, New Mexico

SEC Standings

Team	SEC Record	Overall Record
Alabama	2-0	10-5 (.667)
Auburn	2-0	13-2 (.867)
Georgia	2-0	12-3 (.800)
Kentucky	2-0	12-2 (.857)
LSU	2-0	10-5 (.667)
Mississippi State	1-1	12-3 (.800)
Ole Miss	1-1	14-1 (.933)
South Carolina	1-1	13-2 (.867)
Tennessee	1-1	11-4 (.733)
Arkansas	0-2	9-6 (.600)
Florida	0-2	10-5 (.667)
Missouri	0-2	8-7 (.533)
Texas A&M	0-2	9-6 (.600)
Vanderbilt	0-2	5-10 (.333)

*as of Jan. 10

UK in the Rankings

Team Rankings

Category	Stat	SEC [NCAA]
Scoring	90.7	1st [2nd]
Scoring Defense	74.5	12th [25th]
Scoring Margin	+16.2	3rd [18th]
Free-Throw %	.746	4th [62nd]
Field-Goal %	.499	1st [13th]
Field-Goal % Def.	.415	9th [99th]
3-Point FG %	.399	2nd [8th]
3-Point FG % Def.	.308	6th [80th]
Rebounds Per Game	38.64	7th [84th]
Opponent Rebs. Per Game	36.29	11th
Rebounding Margin	+2.4	8th [143rd]
Blocks Per Game	5.3	5th [18th]
Assists Per Game	18.1	2nd [16th]
Steals Per Game	8.6	4th [49th]
Turnover Margin	+4.1	1st [22nd]
Assist-to-TO Ratio	+1.87	1st [3rd]
Off. Rebs. Per Game	9.71	11th [258th]
Def. Rebs. Per Game	28.93	1st [25th]
Def. Rebound %	.732	5th
Off. Rebound %	.274	12th
3-Point FG Per Game	9.9	2nd [23rd]

Individual Rankings

Category/Player	Stat	SEC [NCAA]
Assist-to-TO Ratio/Sheppard	2.90	4th [32nd]
Assist-to-TO Ratio/Mitchell	2.50	6th [70th]
Assist-to-TO Ratio/Wagner	2.37	9th [90th]
Assist-to-TO Ratio/Dillingham	2.19	11th [118th]
Assists Per Game/Sheppard	4.14	4th [126th]
Assists Per Game/Dillingham	4.07	5th [139th]
Assists Per Game/Wagner	3.46	15th [253rd]
Assists Per Game/Mitchell	3.21	17th [301st]
Blocks Per Game/Mitchell	1.29	8th [143rd]
Double-Double/Mitchell	3	4th [124th]
Double-Double/Bradshaw	1	12th [344th]
Double-Double/Sheppard	1	12th [344th]
Double-Doubles/Thiero	1	12th [344th]
Field-Goal %/Reeves	.511	6th [126th]
Field-Goal %/Dillingham	.480	9th [188th]
Free-Throw %/Reeves	.854	6th [85th]
Free-Throw %/Dillingham	.778	20th [252nd]
Minutes Per Game/Mitchell	34.08	2nd [73rd]
Points Per Game/Reeves	18.6	2nd [53rd]
Points Per Game/Dillingham	14.4	16th [329th]
Def. Rebs. Per Game/Mitchell	6.29	1st [49th]
Rebounds Per Game/Mitchell	7.8	6th [114th]
Steals Per Game/Sheppard	2.50	2nd [16th]
Steals Per Game/Dillingham	1.50	13th [233rd]
3-Point %/Reeves	.419	2nd [31st]
3-Pointers Per Game/Reeves	2.57	3rd [85th]
3-Pointers Per Game/Sheppard	2.14	9th [210th]

*as of Jan. 10

Upcoming in the SEC

Contest	Time	TV Network
Jan. 13-20		
Saturday, Jan. 13		
Tennessee at Georgia	Noon	ESPN2
Vanderbilt at Ole Miss	1 p.m.	SEC Network
Kentucky at Texas A&M	2 p.m.	ESPN
South Carolina at Missouri	3:30 p.m.	SEC Network
Arkansas at Florida	4 p.m.	ESPN
LSU at Auburn	6 p.m.	SEC Network
Alabama at Mississippi State	8:30 p.m.	SEC Network
Tuesday, Jan. 16		
Florida at Tennessee	7 p.m.	ESPN
Missouri at Alabama	7 p.m.	SEC Network
Georgia at South Carolina	9 p.m.	ESPNU
Texas A&M at Arkansas	9 p.m.	SEC Network
Wednesday, Jan. 17		
Mississippi State at Kentucky	7 p.m.	ESPN2
Ole Miss at LSU	7 p.m.	SEC Network
Auburn at Vanderbilt	9 p.m.	SEC Network
Saturday, Jan. 20		
Florida at Missouri	TBD	TBD
Alabama at Tennessee	Noon	TBD
South Carolina at Arkansas	1 p.m.	SEC Network
Vanderbilt at Mississippi State	3:30 p.m.	SEC Network
Texas A&M at LSU	4 p.m.	TBD
Georgia at Kentucky	6 p.m.	SEC Network
Ole Miss at Auburn	8:30 p.m.	SEC Network



NOTES

Honoring the Cats

Aaron Bradshaw

- SEC Freshman of the Week (Jan. 8)
- Kareem Abdul-Jabbar Award Watch List

Justin Edwards

- Wooden Award preseason Player of the Year watch list
- Sporting News Preseason Third-Team All-America
- Naismith Trophy preseason Watch List
- Preseason First-Team All-SEC (media)
- Preseason Second-Team All-SEC (coaches)
- Julius Erving Award Watch List

Antonio Reeves

- Midseason Wooden Award Watch List
- Bluegrass Sports Commission MVP of Kentucky-Louisville Game (Dec. 21)
- Preseason First-Team All-SEC (coaches)
- Preseason Second-Team All-SEC (media)
- Jerry West Award Preseason Watch List

Reed Sheppard

- Midseason Wooden Award Watch List
- SEC Freshman of the Week (Dec. 26)
- SEC Freshman of the Week (Dec. 4)

D.J. Wagner

- Bob Cousy Award Preseason Watch List
- SEC Freshman of the Week (Nov. 27)
- SEC Freshman of the Week (Dec. 18)

Clutch Free Throws

Free throws during a two-possession game (six points or less) at any point with 3:00 or less to play or overtime:

Player	FTs	Pct.
Reed Sheppard	7-7	1.000
Justin Edwards	2-2	1.000
D.J. Wagner	5-6	.833
Aaron Bradshaw	4-7	.571
Tre Mitchell	4-7	.571
Rob Dillingham	2-4	.500
Ugonna Onyenso	1-2	.500
Adou Thiero	0-2	.000
Kentucky	25-36	.694

All-Time Winningest Schools

SCHOOL	WINS
1. Kentucky	2,387
2. Kansas	2,383
3. North Carolina	2,354
4. Duke	2,285
5. UCLA	1,992
6. Temple	1,985
7. Syracuse	1,983
8. Notre Dame	1,957
9. St. John's	1,933
10. Indiana	1,923

*As of Jan. 9, 2024

Last Time Out: Missouri Recap

Kentucky freshman Rob Dillingham did not play a bunch of minutes in Tuesday's game against Missouri, but he made the most of his time in the game.

Dillingham scored a season-high 23 points in just 19 minutes of action as the sixth-ranked Wildcats topped the Tigers 90-77 at Rupp Arena. The freshman from Hickory, North Carolina, hit 6 of 7 from the floor, including all three of his 3-point attempts, and 8 of 10 from the line on his way to the 23 points.

Kentucky (12-2, 2-0 Southeastern Conference) got a double-double from Tre Mitchell, who scored 20 points and grabbed 14 rebounds. D.J. Wagner had 16 points, Antonio Reeves scored 14 and Aaron Bradshaw added 10 for the Cats.

UK head coach John Calipari is glad to have Dillingham on his team, although he continues to look for more.

"The whole thing that I said to him after the game was, I love coaching you," Calipari said. "You can really play and I love coaching guys who can really play. He can really play but we had to get him to make easier plays. The other things he has to continue to work on – your body language. But when you're the young team that we are, body language is that next thing. He knows I love him. I love coaching him. He's as good as it gets to go get baskets and get fouled."

Both teams came out hot, with each hitting four of their first five shots from the field. Kentucky would make six of its first seven shots to take an early 14-12 advantage. And by the time the Cats made their seventh field goal on just nine attempts, UK led 22-14.

Kentucky would go up by 14 points, 35-21, after five consecutive points from Dillingham. But Missouri responded by scoring the next seven, prompting a timeout from the Kentucky bench. The run would continue as the Tigers got within four before a Bradshaw basket stopped a 10-0 run.

From there, the Cats would be able to lead by as many as seven points, on three occasions, before settling for a 47-42 halftime lead. Wagner and Dillingham each had 11 points in the first half to lead the Cats. Dillingham's 11 came in his first four minutes of action.

Unlike the first half, the teams were unable to find the range early in the second half, with each team missing its first three shots from the field. After Missouri hit a pair of free throws, UK got on the board with a Justin Edwards layup.

Kentucky would stretch the lead to as many as 15 in the second half before settling for the 13-point win.

John Calipari Approaching Win No. 400 as UK's Head Coach

Kentucky head coach John Calipari has tallied a 399-115 all-time record as the Wildcats' coach. He is already the second-winningest coach in program history, trailing only legendary Adolph Rupp who was 876-190 as UK's coach.

- With a win against Texas A&M on Saturday (515), Calipari will be the third-fastest active head coach to 400 wins at a program. Bill Self amassed 400 wins in 484 games at Kansas and Mark Few tallied 400 wins in 499 outings at Gonzaga.
- Among active head coaches, Calipari leads:
 1. With 110 victories at the Associated Press No. 1 team
 2. Six wins against AP No. 1 ranked teams
 3. Most NCAA Tournament wins (57)
 4. Most Sweet 16 appearances (15)
 5. Most 20-win seasons (27)
 6. Most 30-win seasons (10)
 7. Most wins in overtime (33-17 record)

Associated Press Poll All-Time Leader

Not only are the Wildcats the nation's all-time wins leader and the team with the best all-time winning percentage, they have been ranked in the Associated Press more than any other program.

Kentucky has been ranked in the AP poll during 959 weeks in the poll's 75-year history. North Carolina (946), Duke (882), Kansas (849) and UCLA (737) round out the top five.

The Wildcats were ranked No. 1 for the first time in the second month of the poll in Feb. 1949. UK has played a total of 252 games as the nation's top-ranked team, including 77 under current coach John Calipari.

Reeves, Sheppard Honored on Midseason Wooden Award Watch List

Senior Antonio Reeves and freshman Reed Sheppard were two players among the 25 selected for the Wooden Award mid-season watch list on Jan. 10.

The players on the list are considered strong candidates for the 2024 John R. Wooden Award Men's Player of the Year presented by Principal. Players not chosen to the preseason or midseason list are still eligible for the Wooden Award™ National Ballot. The National Ballot consists of 15 top players who have proven to their universities that they meet or exceed the qualifications of the Wooden Award.

Reeves was tabbed the 2023 Southeastern Conference Co-Sixth Man of the Year and leads the Cats in scoring at 18.6 points per game in 2023-24. Reeves has logged double-digit scoring in 13 of the team's 14 games and topped 20 points or more in six outings, including scoring 30 at Louisville on Dec. 21. It was the most points scored by a UK player in the series since Tony Delk had 30 on Dec. 23, 1995.

Sheppard is one of just two freshmen recognized on the mid-season list. He's averaging 11.9 points per game, 4.4 rebounds, 4.1 assists and 2.5 steals per game. He scored 25 points twice and had a double-double against Louisville with 11 points and 11 assists. The 11 assists were the most for any UK player in the series' history. He's a two-time SEC Freshman of the Week selection.

Roadkill

Kentucky moved to 2-0 this season in true road games with an 87-85 win at Florida on Jan. 6. The Wildcats trailed by as many as 11 and were down eight at the break. UK led for just 5:25 of the game, but were able to claw out a win. Here's additional notes about the contest:

- The last time Kentucky rallied from an eight-points-or-more halftime deficit on the road was March 7, 2020 at Florida.
- UK won the second half 50-40, the second consecutive game that UK tallied at least 50 in the final stanza.
- UK won despite making only 5 of 20 on 3-pointers, tying the season low for threes made.
- Over the last seven minutes of the game, UK made 13 of 15 attempts (86.7%) from the foul line.
- Veterans Tre Mitchell and Antonio Reeves kept the Cats in the contest in the opening stanza. Mitchell accounted for all 12 of his points and eight rebounds in the first 20 minutes, while Reeves had nine points. Mitchell finished with 12 points and 10 rebounds, while Reeves had a team-high 19 points.
- D.J. Wagner scored 12 of his 14 points in the second half. The 12 points were the most for any UK player after halftime.
- Aaron Bradshaw blocked a shot to force a shot-clock violation and on the ensuing offensive possession, drained a 3-pointer from the top of the key with 1:27 to play.
- Bradshaw scored all 10 of his points over the final 9:05 of action. He also added seven boards and a pair of steals in the win.
- Reed Sheppard scored 14 points, including six free-throws over the final 20 seconds to clinch the victory.

League Lidlifters

With a win at Florida, UK now owns a 70-20 all-time mark in Southeastern Conference openers, including a 12-3 record under the direction of head coach John Calipari.

The Wildcats are now 14-1 under Calipari in their first game at home against a conference opponent. UK defeated Missouri 90-77.

S-E-C! S-E-C! S-E-C!

Kentucky is the Southeastern Conference's gold standard. Since the SEC's inception in 1932-33, the Wildcats are the most dominant team in the league, recording a 1,048-303 mark (77.6%) in regular-season conference play. Only Alabama has won more than 800 regular-season SEC games and no other team owns a better winning percentage.

- UK has averaged 11.6 wins and only 3.4 losses per season in 90 seasons in the SEC
- Kentucky has won 49 SEC regular-season titles and 31 SEC Tournament championships
- Kentucky is 12-3 in the opening game of the SEC season under John Calipari and 14-1 in the first home league opener. UK is



NOTES

2023-24 Lead-Deficit Comparison

Opponent	Biggest Lead	Biggest Deficit	Biggest Run	Changes	Ties	Led	Trailed	Result
NEW MEXICO ST.	40 (2nd)	4 (1st)	17-0	2	0	36:41	3:01	W, 86-46
A&M-COMMERCE	22 (2nd)	13 (1st)	9-0	1	0	27:41	11:20	W, 81-61
vs. Kansas	14 (2nd)	9 (1st)	8-0	10	8	18:58	15:29	L, 89-84
STONEHILL	37 (2nd)	6 (1st)	14-0	3	1	35:46	3:45	W, 101-67
SAINT JOSEPH'S	9 (2nd)	5 (1st)	8-0	3	8	33:05	7:23	W, 96-88 ^{OT}
MARSHALL	41 (2nd)	2 (1st)	10-0	2	0	38:07	1:18	W, 118-82
MIAMI	29 (2nd)	6 (1st)	10-0	3	3	28:37	9:54	W, 95-73
UNC WILMINGTON	6 (2nd)	14 (1st)	9-0	4	2	4:27	34:30	L, 80-73
vs. Penn	17 (2nd)	-	10-0	-	2	37:41	0:00	W, 81-66
vs. North Carolina	12 (2nd)	1 (2nd)	8-0	2	3	37:13	0:16	W, 87-83
at Louisville	26 (2nd)	5 (1st)	12-0	7	4	33:14	4:31	W, 95-76
ILLINOIS STATE	28 (2nd)	4 (1st)	9-0	5	2	33:52	4:36	W, 96-70
at Florida	5 (2nd)	11 (1st)	7-0	4	7	5:25	28:35	W, 87-85
MISSOURI	15 (2nd)	2 (1st)	7-0	4	2	37:37	0:57	W, 90-77
at Texas A&M	-	-	-	-	-	-	-	-
MISSISSIPPI STATE	-	-	-	-	-	-	-	-
GEORGIA	-	-	-	-	-	-	-	-
at South Carolina	-	-	-	-	-	-	-	-
at Arkansas	-	-	-	-	-	-	-	-
FLORIDA	-	-	-	-	-	-	-	-
TENNESSEE	-	-	-	-	-	-	-	-
at Vanderbilt	-	-	-	-	-	-	-	-
GONZAGA	-	-	-	-	-	-	-	-
OLE MISS	-	-	-	-	-	-	-	-
at Auburn	-	-	-	-	-	-	-	-
at LSU	-	-	-	-	-	-	-	-
ALABAMA	-	-	-	-	-	-	-	-
at Mississippi State	-	-	-	-	-	-	-	-
ARKANSAS	-	-	-	-	-	-	-	-
VANDERBILT	-	-	-	-	-	-	-	-
at Tennessee	-	-	-	-	-	-	-	-
BIGGEST/MOST	41	14	17-0	10	8	38:07	34:30	
TOTALS						408:24	125:35	

70-20 all-time in SEC openers

- The Wildcats have won 16 of the last 30 SEC Tournaments (the 2020 one was not played because of the COVID-19 pandemic)
- UK has captured at least a share of six of the last 14 SEC regular-season championships under John Calipari
- Kentucky has played in the championship game of the SEC Tournament in eight of Calipari's 13 tours, winning six times (2020 tournament not played because of COVID)
- UK won its 1,000th game in SEC regular-season action vs. Alabama on Jan. 11, 2020. Kansas has won 1,000 conference games when combining its records in the Big 6, Big 7, Big 8 and Big 12, but no other team in the country had won 1,000 or more regular-season league games in one conference alone
- Eight teams made the 2023 NCAA Tournament field
- The SEC has had 43 NCAA Tournament selections over the last six tournaments
- The SEC went 9-8 in NCAA Tournament games in 2023. SEC teams were 87-57 (60.4%) in the NCAA tourney since 2012
- The league has advanced at least one team to the Elite Eight in 10 of the last 13 tournaments and nine different SEC teams have advanced to the Sweet Sixteen in the last six NCAA Tournaments
- As of the Jan. 8 Associated Press Top 25, the SEC has three teams ranked in the top 25 with three more receiving votes

Playing the New Role of Underdog

Led by 15th-year head coach John Calipari, Kentucky was picked fourth in the Southeastern Conference Preseason Poll, behind Tennessee, Texas A&M and Arkansas. Freshman Justin Edwards was named to the preseason All-SEC First Team, while senior Antonio Reeves garnered preseason All-SEC Second Team laurels by the media. The coaches voted Reeves to the first team and Edwards to the early-season second team.

- UK has won the regular-season title 49 times in the history of the program
- Kentucky has captured the SEC Tournament crown 31 times
- Calipari has directed his teams to regular-season SEC crowns in 2010, 2012, 2015, 2016, 2017 and 2020
- Kentucky has claimed the SEC Tournament title six times under his direction in 2010, 2011, 2015, 2016, 2017 and 2018

Calipari Leading the Way in SEC Play

John Calipari leads the way among all current SEC head coaches in 2023-24 in career wins, league victories and titles. He is also ascending the all-time charts in league history:

- Calipari owns 399 victories as UK's head coach, ranking as the fourth-most wins by a coach leading an SEC program in the conference's history. Adolph Rupp (875), Billy Donovan (467) and Dale Brown (448) are the only others who have more
- Calipari is fifth all-time in SEC regular-season wins with 187. Rupp (397) has the most. C.M. Newton is fourth with 195. Donovan (200) and Brown (238) are the others ahead of Calipari
- Calipari is 24-7 in the SEC Tournament. His 24 victories are tied with Tubby Smith for the third-most in tournament history. Only Donovan (27) and Wimp Sanderson (25) have more
- Calipari has won six SEC Tournament titles. Only Alabama (8) has more in program history than Calipari has won in total
- From his time at UMass, Calipari ranks ninth in total wins (193) and eighth in wins in Atlantic 10 regular-season play (91). In his time at Memphis, Calipari accumulated the second-most total victories (252) and the most regular-season wins (133) in Conference USA history

Cats Give Back

As part of the University of Kentucky's commitment to the people of the Commonwealth and Big Blue Nation around the globe, the Wildcats continue to give back to those in need.

- Dating back to his time at Memphis, John Calipari has worked with local businesses to partner and help families (usually around 10-12 families) in need for the holidays. Families are identified by local leaders and are uplifted with gifts, gift cards, food for the holidays and even rent checks. UK players helped host a reception with a holiday meal and Christmas carols sung on Dec. 17 to continue Calipari's tradition
- Kentucky spent Thanksgiving serving lunch to people in need alongside the Salvation Army
- The Wildcats spent time at Philadelphia's Philabundance packing



NOTES

boxes of food prior to their game vs. Penn

- All ticket revenue from the Cats' annual Blue-White Game, went to Team Kentucky benefiting people in the state of Kentucky who have been impacted by devastating flooding and tornadoes during the past two years.
- Kentucky's men's and women's basketball team partnered with the Mamba and Mambacita Foundation to host a youth skills academy for underprivileged local boys and girls for the second straight season

The Winner is ... Aaron Bradshaw!

The Wildcats garnered their fifth Southeastern Conference weekly award on Jan. 8 when Aaron Bradshaw was tabbed the league's top-performing freshman for the first time this season. Bradshaw. He scored 10 points, all coming in the final 9:05 of the game, while adding seven rebounds, two steals and a block in the 87-85 victory. Tied at 76 with less than two minutes remaining, Bradshaw finalized a shot-clock violation by blocking a Gator shot. On the ensuing possession, he put Kentucky in the lead for good with a 3-pointer to help the Cats overcome an 11-point deficit

Kentucky has dominated the weekly SEC awards with John Calipari at the helm. UK has won more weekly SEC honors (130) than any other school during the Calipari era, including 99 SEC Freshman of the Week awards and 31 SEC Player of the Week honors.

Additional honors this season:

- Sheppard was the Freshman of the Week on Dec. 4 after he averaged 23.0 points, 7.0 rebounds and 5.0 assists per game against No. 8 Miami and UNC Wilmington. He won for a second time on Dec. 26 after registering his first double-double with 11 points and 11 assists in the road victory at Louisville
- D.J. Wagner was the Freshman of the Week on Nov. 27 after averaging 25.0 points and 5.5 assists per game in an overtime win over Saint Joseph's and a record-breaking victory over Marshall. He earned the honor again on Dec. 18 after producing 14 points, a season-high six rebounds and five assists in a game-high 35 minutes in the upset of No. 9 North Carolina

Running, Gunning and Sharing ... Oh, My!

To say that Kentucky is clicking offensively through the first 14 games of the season would be an understatement.

- The Cats scored at least 81 points in each of their first seven games for the first time since the 1970-71 season. UK has scored at least 81 points in all but one game this season.
- This is the first UK team to score at least 81 points in 13 of its first 14 games of a season since 1993-94.
- UK is averaging 90.7 points per game for the season. That ranks second in the country.
- Kentucky scored a Calipari-era record 118 points against Marshall.
- The Wildcats also put up a Rupp Arena-record 69 points in the opening half against the Thundering Herd.
- Kentucky's 95 points at Louisville are the most the Cardinals have ever surrendered at home at the KFC Yum! Center.
- The Wildcats' 90 points against Missouri were the most in an SEC game since scoring 90 in a 90-81 win over Alabama on Feb. 19, 2022.
- They're playing at a fast pace, averaging just 15.0 seconds per possession which ranks 14th in the country.
- UK is logging 17.64 fast-break points per game. That mark is the seventh best in the nation.

- Kentucky made at least 12 3-pointers in four straight games (Kansas, Stonehill, Saint Joseph's, Marshall) for the first time since December of 1989. UK has made at least eight in every game but three this season.
- The Wildcats are averaging 9.9 made 3s per game. That is the 23rd-best nationally.
- It's 3-point percentage (.399) ranks eighth in the country.
- UK has five players averaging double-figure points. Justin Edwards is logging 9.1 and Aaron Bradshaw is logging 8.0 per game.
- The Wildcats rank fifth in the country with a 1.87 assist-to-turnover ratio.
- Kentucky is dishing out 18.1 assists per game, ranking 15th in the country in that category. Four players have 45 or more assists (3.2 per game) thus far.
- Per KenPom, UK's offensive efficiency ranks ninth.
- Per KenPom, UK's effective field-goal percentage ranks 21th and its turnover percentage is fourth in the nation
- Per KenPom, Reed Sheppard's true shooting-percentage is second in the nation and his effective field-goal percentage is fifth, while his 3-point percentage is seventh. His offensive rating is 13th, Antonio Reeves (100th) and Tre Mitchell (113th)

Cats Historically Don't Count on the 3 ... But are Firing Away (and making!) in 2023-24

Kentucky has never been reliant on the 3 under John Calipari, but this 2023-24 team is bucking the trend. Through 14 games, Kentucky is averaging 32.8% of its points from distance and a whopping 37.7% of its field-goal attempts are from 3-point range. The percentage of attempts is the highest in the Calipari era, while the percentage of makes is also the highest -- although the sample size is still relatively small.

Against Stonehill, UK drained a Calipari-era record 17 3-pointers. That mark is also the most since making 20 against LSU in 1995. The Cats didn't just make their shots, however, they did it at a 53.1% clip.

Kentucky drained at least 12 3-pointers in four straight games from Nov. 14-24. That was the longest streak of at least 12 makes since December of 1989. UK has made at least eight in every game but three thus far this season.

The highest percentage of 3-point shots taken under Calipari was the 2010-11 Final Four team that lofted 32.4% of its shots from beyond the arc. That team is also Calipari's top 3-point shooting team at Kentucky. The most attempts per game in the Calipari era was the 2016-17 squad that took 19.89 3-point shots per game. This squad is currently taking 24.9 attempts per game.

Calipari has expressed his desire for his team to take between 25-30 3-point attempts every game in 2023-24.

Not relying on the three certainly hasn't hurt the Wildcats. UK is 10-3 all-time under Calipari when making one or fewer from long range.

Year	% of Attempts from 3	3-Point FG%
2009-10:	.304	.363
2010-11:	.324	.397
2011-12:	.265	.378
2012-13:	.293	.346
2013-14:	.276	.332 (lowest)
2014-15:	.271 (lowest)	.349

Measurables



Rob Dillingham

Wing Span

Lane Agility

Standing Vert.

Max Vert.

3/4 Court Sprint

1. Ugonna Onyenso - 7'4"	1. Reed Sheppard - 10.40	T1. Joey Hart - 33.0"	1. Jordan Burks - 40.5"	1. D.J. Wagner - 3.161
2. Aaron Bradshaw - 7'1"	2. D.J. Wagner - 10.50	T1. Kareem Watkins - 33.0"	2. Rob Dillingham - 40.0"	2. Antonio Reeves - 3.201
3. Jordan Burks - 7'0"	3. Rob Dillingham - 10.54	3. Rob Dillingham - 32.0"	T3. Joey Hart - 39.0"	3. Adou Thiero - 3.221
T4. Tre Mitchell - 6'11"	4. Brennan Canada - 10.95	4. Adou Thiero - 31.0"	T3. Kareem Watkins - 39.0"	4. Rob Dillingham - 3.225
T4. Adou Thiero - 6'11"	5. Antonio Reeves - 11.07	5. Jordan Burks - 30.5"	T5. Reed Sheppard - 38.5"	5. Reed Sheppard - 3.288
			T5. Adou Thiero - 38.5"	

*Zvonimir Ivišić was not measured

Quick Facts

GENERAL INFORMATION

Location: Lexington, Ky.
Enrollment: 32,710
Founded: 1865
Colors: Blue and White
Nickname: Wildcats
Conference: Southeastern Conference
All-Time Record: 2,387-750-1 (76.1%)
Arena: Rupp Arena (20,500)
Rupp Arena Record: 655-81 (89.0%) - 48th season
NCAA Championships: 8 (1948, '49, '51, '58, '78, '96, '98, 2012)
NCAA Runners-Up: 4 (1966, '75, '97, 2014)
NCAA Tournament Record: 129-53 (70.9%)
Last NCAAT Appearance: 2022, First Round
President: Dr. Eli Capilouto (Alabama, 1971)
Athletics Director: Mitch Barnhart (Ottawa, 1981)
MBB Administrators: Marc Hill (Iowa Wesleyan, 1993), Ray Oliver (Kansas, 1985)
Head Coach: John Calipari (Clarion, 1982)
Calipari On-Court Record: 844-255 (76.9%)
Calipari UK Record: 399-115 (77.6%)
Athletics Phone Number: 859.257.8000
Starters Returning/Lost: 0/5
Players Returning/Lost: 7/8



NOTES

2015-16:	.310	.366
2016-17:	.316	.353
2017-18:	.258	.357
2018-19:	.296	.354
2019-20:	.266	.343
2020-21:	.322	.336
2021-22:	.279	.347
2022-23:	.300	.347
2023-24:	.377 (highest)	.399 (highest)

Freshmen Phenoms

Kentucky's latest No. 1-ranked recruiting class has been another collection of the best talent the country has to offer -- and they've lived up to the hype in big ways.

- **Aaron Bradshaw** quickly made his presence felt. In UK's win over Penn in just his second-career game. Bradshaw registered game highs in points (17) and rebounds (11) to go along with three blocked shots and a steal. It marked just the second double-double of the season for the Wildcats. He is just the third player in the John Calipari era to come off the bench and record at least 17 points, 11 boards and three blocks in a game. Only Oscar Tshiebwe (vs. Michigan State on Dec. 9, 2023) and Willie Cauley-Stein (vs. Ole Miss on Feb. 4, 2014) had done it. Bradshaw then came up clutch in the road with at Florida with all 10 of his points scored over the final 10 minutes of action, including a go-ahead 3-pointer with just under 90 seconds to play
- **Rob Dillingham** has scored in double figures in 12 games and averages 14.4 points per game. Against UK's three ranked opponents this season, Dillingham is averaging 15.7 points per game and 4.3 assists. He is also connecting on 53.8% of his shots from 3-point range and averaging 2.3 made 3s per game in those contests. He's tied for the team lead with an average of 4.1 assists per game and has dished out five or more in five games
- **Justin Edwards** nearly had his first career double-double with 16 points and seven rebounds in a come-from-behind win over A&M-Commerce at home. Edwards has seven double-figure scoring efforts and has shot 50% or better in nine games. He's averaging 9.1 points and 4.2 boards
- **Reed Sheppard** has provided a steady presence on both ends of the floor. He scored 25 points highlighted by 7 of 8 from 3-point range in the win over Stonehill. He's averaging 11.9 points per game and connecting on 53.6% from 3-point range, while leading UK in steals (35). He registered his first-career double-double with 11 points and 11 assists at Louisville. It was the most assists in a game for a UK player in the series' history. Sheppard sank six clutch free-throws over the final 20 seconds to close out a road win at Florida
- **D.J. Wagner** has a 2.37 assist-to-turnover ratio and did not commit one against No. 1 Kansas in 25 minutes of action. Wagner had a breakthrough game with a 22-point, six-assist effort in the overtime win over Saint Joseph's. For the season, Wagner is logging 12.4 points per game and adding 3.5 assists per outing. He is a two-time SEC Freshman of the Week selection, including following a 14-point, six-rebound, five-assist effort in an upset of North Carolina. Wagner scored 12 of his 14 points in the second half to help lead UK to an 11-point-come-from-behind win on the road at Florida
- **Jordan Burks** is this team's energy guy off the bench. He's scored five or more points three times and played more than 10 minutes in six games. Burks had the best plus-minus against Kansas at plus-19

Veteran Voices

For all that the 2023-24 class is providing this team, four veterans in Antonio Reeves, Tre Mitchell, Ugonna Onyenso and Adou Thiero have been the glue guys.

- **Tre Mitchell** is averaging 13.2 points per game and a team-high 7.8 rebounds, while also dishing 45 assists. Mitchell was clutch for the Cats against Saint Joseph's with a dunk that tied the game to force overtime and then opened the extra period with back-to-back threes. He scored a season-high 22 points in the win. Mitchell had 18 points and a season-high 12 rebounds in the win at Louisville and then logged another double-double with 12 points and 10 boards to help UK to its first league road win at Florida. Against Missouri, Mitchell posted 20 points and a season-high 14 rebounds for his third double-double in four contests
- **Ugonna Onyenso** logged 10 minutes in the win over North Carolina in his first action of the season. He registered three blocks and helped hold UNC's All-American Armando Bacot to just nine points on four shots and six rebounds. He's had multiple blocks in three games this season. Onyenso logged six points and five boards in 15 minutes in the road win at Florida
- **Antonio Reeves** paces the team at 18.6 points per game and 36 made 3-pointers thus far. He's scored 20 or more points in six games, including becoming just the fourth UK player to ever score 30 or more in the series vs. Louisville. Reeves logged 30 points, including 22 in the first half, to earn MVP honors of the game. With the 30-point effort at Louisville, Reeves joined Oscar Tshiebwe (4), Malik Monk (4) and Jamal Murray (3) as the only players in the UK-Calipari era to have multiple games with 30 or more points
- **Adou Thiero** is averaging 7.6 points and 5.6 rebounds per game. He registered his first-career double-double with 16 points and 13 boards against No. 1 Kansas, and then was a spark off the bench in the win over No. 9 North Carolina with a career-high four rejections. He's connecting on 52.9% from the floor and 76.0% from the foul line for the season. Thiero has missed the last three games with general soreness and missed four games in total this season

Antonio Th-REEVES

Senior Antonio Reeves is UK's leading scorer at 18.6 points per game. He tallied 30 points in a win at Louisville and followed that performance with 27 against Illinois State. Reeves has topped double-figure scoring in all but one game this season and eclipsed the 20-point plateau in six games. He's also moving up the charts in UK's record books from long range:

Kentucky Career Leaders in 3-Point Field Goals

1. Tony Delk (283 in 133 games, 2.13 per game)
2. Keith Bogans (254 in 135 games, 1.88 per game)
-
22. Aaron Harrison (121 in 79 games, 1.53 per game)
23. Jamal Murray (113 in 36 games, 3.14 per game)
24. Antonio Reeves (112 in 47 games, 2.38 per game)

Points Per Possession

Game	Off. PPP	Def. PPP
NEW MEXICO STATE	1.23	0.66
TEXAS A&M-COMMERCE	1.23	0.92
vs. Kansas	1.01	1.07
STONEHILL	1.36	0.91
SAINT JOSEPH'S	1.20	1.10
MARSHALL	1.48	1.02
MIAMI	1.32	1.01
UNC WILMINGTON	0.95	1.04
vs. Penn	1.14	0.93
vs. North Carolina	1.07	1.02
at Louisville	1.25	1.00
ILLINOIS STATE	1.35	0.99
at Florida	1.06	1.04
MISSOURI	1.18	1.01
at Texas A&M	-	-
MISSISSIPPI STATE	-	-
GEORGIA	-	-
at South Carolina	-	-
at Arkansas	-	-
FLORIDA	-	-
TENNESSEE	-	-
at Vanderbilt	-	-
GONZAGA	-	-
OLE MISS	-	-
at Auburn	-	-
at LSU	-	-
ALABAMA	-	-
at Mississippi State	-	-
ARKANSAS	-	-
VANDERBILT	-	-
at Tennessee	-	-

Overall

UK offensive high - 1.48, MARSHALL, (11/24)
 UK offensive SEC high - 1.18, MISSOURI (1/9)
 UK offensive postseason high -
 UK offensive low - 0.95, UNC Wilmington (12/2)
 UK offensive SEC low - 1.06 at Florida (1/6)
 UK offensive postseason low -

Opp. offensive high - 1.10, vs. ST. JOSEPH'S (11/20)
 Opp. SEC high - 1.04, at Florida
 Opp. postseason high - 1.01, MISSOURI (1/9)
 Opp. offensive low - 0.66, NEW MEXICO ST. (11/6)
 Opp. SEC low -
 Opp. postseason low -

Wins vs. Losses in 2023-24

Result	FG%	Opp. FG%	3-Pt. FG%	Opp 3-Pt. FG%	FT%	RPG	APG	TOPG	BPG	SPG	PPG	Opp PPG
Wins	.522	.409	.416	.302	.742	38.3	18.8	9.5	5.6	8.8	92.8	72.8
Losses	.363	.452	.309	.347	.764	40.5	14.0	10.5	3.5	7.5	78.5	84.5



NOTES

Forever Young

Similar to early teams under John Calipari's direction, the 2023-24 Kentucky Wildcats are one of the nation's youngest teams. With an average age of 20.0 years, the Cats rank as the seventh youngest team in the country. Only Arizona, at 19.77 years is younger from a Power Five standpoint.

This UK team is powered by the nation's No. 1 recruiting class. Calipari has had success before with teams led by the nation's best first-year players. Results of other No. 1 ranked classes under Calipari and corresponding seasons:

- 2010 - 35-3 (SEC Champion, SECT Champion, Elite Eight)
- 2011 - 29-9 (SECT Champion, Final Four)
- 2012 - 38-2 (SEC Champion, National Champion)
- 2013 - 21-12
- 2014 - 29-11 (Final Four)
- 2016 - 27-9 (SEC Champion, SECT Champion, Sweet 16)
- 2017 - 32-6 (SEC Champion, SECT Champion, Elite Eight)

Wildcats Ink Four for 2024

Kentucky men's basketball head coach John Calipari announced the signing of four stand-out student-athletes to the program's 2024 signing class on Nov. 16. Somto Cyril, Boogie Fland, Travis Perry and Jayden Quaintance each inked national letters of intent with UK during the fall signing period.

In every season but one of the Calipari era, the Wildcats have signed a top-three recruiting class according to the Recruiting Services Consensus Index, which tallies major recruiting rankings and plugs them into a formula to calculate a consensus ranking. With the additions, Kentucky has signed 74 top-50 recruits, 58 top-25 players and 34 top-10 players (according to Rivals) in what will now be Calipari's 16 recruiting classes at Kentucky.

- **Somto Cyril (Enugu, Nigeria):** Forward | 6-10, 240 pounds | No. 44 overall by Rivals, No. 55 by ESPN and No. 68 by 247Sports | Through the preseason of his senior year, Cyril is averaging 11.6 points, 11.7 rebounds and 3.6 blocks per game while shooting 70.5% from the field for Rod Wave Elite and Overtime Elite | As a junior, he logged 8.1 points, 6.4 rebounds and 3.4 blocks per game | Was named the OTE Defensive Player of the Year as a junior after leading the league in blocks per game at 3.4
- **Boogie Fland (Bronx, N.Y.):** Guard | 6-2, 170 pounds | No. 10 overall by Rivals, No. 18 by ESPN and No. 33 by 247Sports | Averaged 18.11 points, 4.2 rebounds, 3.7 assists and 2.0 steals per game as a junior | Logged 14.4 points, 5.0 rebounds, 2.7 assists and 1.9 steals as a sophomore | Played for USA Basketball U17 National Team and helped team to a gold medal at the 2022 FIBA U17 World Cup | Naismith Boys High School Player of the Year preseason watch list selection
- **Travis Perry (Eddyville, Ky.):** Guard | 6-2, 170 pounds | No. 70 overall by 247Sports, No. 84

by ESPN and No. 92 by Rivals | Ranked third in the state in scoring as a junior at 31.6 points per game, while adding 6.1 rebounds | Shot 52.3% from the field, 44.9% from long range and 87.4% from the charity stripe | 2023 Gatorade Kentucky Player of the Year | A varsity player since the seventh grade, Perry is the state of Kentucky's all-time leading scorer (4,359) and 3-pointers made (463) entering his senior season

• **Jayden Quaintance (Cleveland, Ohio):** Forward | 6-9, 230 pounds | No. 9 overall by 247Sports, No. 11 by Rivals and No. 14 by ESPN | Led North Laurel to the state Sweet 16, averaging 25.2 points, 7.6 assists, 6.8 rebounds and 4.4 steals per game as a junior | Averaged 17.3 points, 11.6 boards, 2.4 blocks, 1.4 assists and 1.4 steals per game as a junior | Reclassified from the 2025 class to the 2024 class and played up an age group during the Nike grassroots circuit this summer where he averaged 9.9 points, 6.2 boards, 1.6 blocks and 1.4 assists | Owns a 7-foot-3-plus wingspan | Won a gold medal with Team USA at the 2023 FIBA Americas U16 Championship where he averaged 6.7 points, 6.5 rebounds and 2.8 blocks per game | Naismith Boys High School Player of the Year preseason watch list selection

Calipari Ahead of the Pack

Through 14 seasons at Kentucky, John Calipari's time in Lexington has been every bit as successful -- and more -- as fans hoped it would when he agreed to become the head coach at Kentucky in the spring of 2009.

By just about every measure, he is the most successful coach in college basketball during the last decade-plus. Among schools who have been to at least two Final Fours since 2009-10, Calipari ranks:

- First in NCAA Tournament wins (32)
- First in Final Four appearances (four)
- First in Elite Eight appearances (seven)
- First in Sweet Sixteen appearances (eight)
- Second in league tournament titles (six)
- Third in regular-season conference titles (six)
- Third in NCAA titles (one)

Calipari to Receive John R. Wooden Award Legends of Coaching Honor

Kentucky men's basketball head coach John Calipari will receive the John R. Wooden Award Legends of Coaching honor in 2024. Calipari will be presented with the honor along with the 2024 Wooden Award winners on April 12, 2024.

The Legends of Coaching Award was adopted by the Wooden Award Steering Committee in 1999. The honorees are selected based on character, success on the court, graduation rate of student-athletes in their basketball program, coaching philosophy and identification with the goals of the John R. Wooden Award.

"To receive an honor in John Wooden's name is really special to me because he not only is

UK's Record vs. AP Ranked Opponents and as an AP Ranked Opponent Under Cal

Kentucky (RK)	Opponent Rank																									RV	NR	TOTAL
	1	2	3	4	5	6	7	8	9	10	11	12	13	14	15	16	17	18	19	20	21	22	23	24	25			
1	-	0-1	0-1	1-0	2-0	2-0	-	2-0	1-0	-	0-1	-	-	-	2-0	1-0	1-0	-	1-0	3-0	1-0	-	-	-	6-2	46-3	69-8	
2	1-0	-	-	0-1	1-0	0-1	-	-	-	-	1-0	1-0	-	1-0	-	1-0	-	0-1	-	-	-	-	-	-	4-0	24-0	34-3	
3	-	-	-	1-0	-	-	-	-	0-1	-	-	1-0	-	-	-	-	-	-	0-1	-	-	-	-	-	1-0	17-0	20-2	
4	-	0-2	-	-	-	-	0-1	0-1	-	-	-	-	1-0	-	0-1	-	-	-	-	-	-	-	-	2-0	2-0	12-2	17-7	
5	1-0	-	-	-	-	0-1	-	-	0-1	1-0	-	-	-	-	-	-	-	0-1	-	-	-	-	1-0	-	2-0	13-0	18-3	
6	-	-	-	-	0-1	-	1-0	1-0	-	0-1	-	-	-	-	-	-	0-1	1-0	-	-	-	-	-	2-0	11-2	16-5		
7	-	-	-	0-1	-	-	-	-	-	-	1-0	-	0-1	-	-	-	1-0	-	-	-	-	-	-	-	-	7-2	9-4	
8	-	-	-	-	-	-	-	-	1-0	-	-	-	1-0	-	1-0	-	-	-	-	-	-	1-0	-	0-1	-	2-3	14-0	20-4
9	-	-	-	-	-	-	-	-	-	-	-	-	-	-	-	-	-	-	-	-	-	-	-	-	-	10-2	10-2	
10	-	-	-	-	-	-	-	-	0-1	-	-	-	0-1	-	-	-	-	-	-	-	-	-	-	-	3-4	15-3	18-9	
11	1-0	-	-	-	-	-	1-0	0-1	-	-	-	1-0	-	-	-	0-1	-	-	-	-	2-0	-	-	-	-	6-1	11-3	
12	-	0-1	-	-	1-0	-	-	1-0	-	-	-	1-0	-	1-0	-	1-0	-	-	-	-	-	-	-	-	2-0	5-2	11-3	
13	-	-	-	-	-	-	-	-	-	-	-	-	-	-	0-1	0-1	-	-	-	-	-	-	-	-	1-0	8-2	9-4	
14	-	-	0-1	-	-	-	-	-	1-0	-	-	-	-	-	-	-	-	-	-	-	-	-	-	-	1-1	9-1	11-3	
15	-	-	-	-	-	-	-	-	-	-	-	1-0	-	-	-	-	1-0	-	-	-	-	-	-	-	1-0	7-0	10-0	
16	-	-	-	-	-	-	-	-	-	-	-	-	-	-	-	1-0	-	-	-	-	0-1	-	-	2-0	11-1	14-2		
17	0-1	-	-	-	-	-	-	-	-	-	-	-	-	-	-	-	-	-	-	-	-	-	1-1	-	-	5-2	6-4	
18	-	-	-	-	-	-	-	-	-	-	-	-	-	-	-	-	-	-	-	-	-	1-0	0-1	-	3-2	9-1	13-4	
19	-	-	1-0	1-0	-	-	-	-	1-0	-	-	-	-	-	-	-	-	-	-	-	-	-	-	-	1-1	5-0	9-1	
20	-	-	-	0-1	-	-	0-1	-	-	-	-	-	-	-	-	-	-	-	-	1-0	-	-	-	-	-	4-2	5-4	
21	-	-	-	-	-	-	-	-	-	-	-	-	-	-	-	-	-	-	-	-	-	-	-	2-0	2-1	4-1		
22	-	-	-	-	-	-	-	-	-	-	-	1-0	-	-	-	-	-	-	-	-	-	-	-	1-0	5-1	7-1		
23	-	-	-	-	-	-	-	-	-	-	-	-	-	-	-	-	-	-	-	-	-	-	-	1-2	3-1	4-3		
24	-	-	-	-	-	-	-	-	-	-	-	-	-	0-1	-	-	-	-	-	-	-	-	-	-	0-1	0-2		
25	0-1	-	-	-	-	-	0-1	-	-	-	-	-	-	-	-	-	-	-	-	-	-	-	-	-	1-1	1-3		
RV	0-1	1-0	-	-	1-0	-	2-1	-	0-1	0-1	-	1-0	1-0	0-1	-	0-1	-	0-1	-	-	-	-	-	-	-	-	-	
NR	-	-	-	0-1	1-0	-	-	-	0-1	1-0	1-1	-	-	-	1-0	-	0-1	1-0	-	-	0-1	-	-	-	-	-	-	
TOTAL	3-3	1-4	1-2	3-4	6-1	2-2	4-4	4-1	4-6	2-2	2-2	4-0	5-0	2-2	2-2	4-2	3-1	2-4	3-2	1-1	4-1	5-1	1-2	1-1	1-0	Total	346-85	
																										Total	71-50	



NOTES

the greatest coach of all-time, but because of the relationship I developed with his family over the years,” Calipari said. “His daughter, Nan, and he have been so kind to me. I look forward to April and hopefully having a Player of the Year candidate there with me.”

The Naismith Memorial Basketball Hall of Famer and 2012 Nell & John R. Wooden Coach of the Year Leadership Award winner Calipari has tried to lead by example and instill servant leadership as one of the pillars of his program. He continually encourages his players to lead with a kind heart and has included them in a number of causes throughout his career. Those experiences, while a player under Calipari, have paved the way for the likes of Devin Booker, DeMarcus Cousins and John Wall to earn the NBA’s Cares Community Assist Award.

All 29 players at UK who were eligible to graduate by the end of their senior years walked away with a diploma in hand, including five players who earned their degree in just three years. Calipari’s teams routinely have posted a combined team grade-point average of 3.0 or better.

Calipari has spearheaded the creation of the John McLendon Minority Leadership Initiative, a nationwide coach-driven initiative to provide minorities a jump-start to their careers through practical experiences, opportunities to build their network and instilling the values of John McLendon: integrity, education, leadership and mentorship. Participants in the initiative will be known as MLI Future Leaders.

Just last November, Calipari also was recognized for his work in putting others first when he received the Jefferson Award for Outstanding Public Service in Sports by Multiplying Good. The organization, which has honored many of the country’s most significant trailblazers and changemakers for more than 50 years, is the world’s most foremost and highly-celebrated organization focused on and honoring public service.

Always Efficient

According to Ken Pomeroy’s calculations on kenpom.com, Kentucky teams under John Calipari have consistently ranked among the most efficient teams in the country per possession. Pomeroy’s rankings as of Jan. 9, 2024:

Season	Offense (Rank)	Defense (Rank)	Overall
2023-24	119.1 (9)	97.4 (44)	18th
2022-23	116.2 (17)	98.8 (68)	27th
2021-22	120.0 (5)	94.3 (36)	6th
2020-21	108.0 (84)	93.1 (35)	49th
2019-20	112.7 (24)	95.1 (52)	29th
2018-19	117.6 (14)	90.1 (8)	8th
2017-18	115.8 (24)	95.4 (22)	17th
2016-17	119.1 (12)	91.4 (7)	4th
2015-16	120.4 (5)	98.0 (53)	6th
2014-15	119.3 (5)	86.5 (2)	1st
2013-14	117.6 (10)	96.9 (41)	11th
2012-13	108.8 (42)	99.1 (129)	42nd
2011-12	122.9 (2)	88.2 (9)	1st
2010-11	118.1 (7)	90.4 (15)	6th
2009-10	116.1 (15)	86.2 (6)	3rd

Big-Game Cal. Cats

Some notes about Cal’s teams against the best of the best:

- Not only does Kentucky own a 71-50 record (58.7%) vs. Associated Press Top 25 teams under John Calipari, UK is 7-5 when both teams are ranked in the AP top five
- All-time, Calipari is 13-9 when both teams are ranked in the AP top five
- When both teams are ranked in the AP Top 25, Calipari’s all-time record is 91-67, including a 60-39 mark at Kentucky
- When both are ranked in the top 10 he has a 27-22 record, including 16-15 at UK
- By defeating top-ranked Michigan State to start the 2019-20 season, UK knocked off the No. 1 team in consecutive seasons for the first time in school history. Kentucky downed Tennessee on Feb. 19, 2019
- With the win over MSU to begin 2019-20, the Wildcats have nine victories over the No. 1 team in 24 tries in program history
- Calipari is 6-5 all-time against the No. 1 ranked team

Cats Deliver the Knockout Punch

Kentucky is 339-15 (95.8%) in the John Calipari era when leading by at least 10 points at any time in the contest. Eleven of the 15 losses in the Calipari era are to conference opponents.

Perhaps most impressive of all is that 68.9% of games Calipari has coached in at Kentucky have produced 10-point leads at some point during the game for UK. The Wildcats have led by 10 points or more in a whopping 85.0% of Calipari’s 399 career wins at Kentucky.

Hold Them to 55 Points, 40%

Defense has always been a recipe for success for the Wildcats under John Calipari. The special ingredient: 55 points. Kentucky is a perfect 90-0 under Calipari when holding the opponent to 55 points or fewer, including 1-0 this season after limiting New Mexico State to 46 points.

The Wildcats are 216-10 (95.6%) under Calipari when limiting the opponent to 63 points or less, including 2-0 this season. Kentucky also fares well when it keeps the competition to 40% or less from the floor. UK is 236-24 (90.8%) vs. opponents under Calipari when their field-goal percentage is 40% or less.

Taking Care of Business

Kentucky’s 71-50 record vs. opponents ranked in the Associated Press Top 25 in John Calipari’s tenure is impressive, but the Wildcats’ ability to beat all comers can’t be overlooked. Under Calipari, UK is 328-65 vs. unranked competition, 83.5%.

UK Leads with 26 on NBA Opening-Day Rosters

Kentucky men’s basketball’s ability to develop and prepare players for the next step continues to manifest itself as 26 former Wildcat student-athletes appeared on NBA opening-day rosters. Kentucky led the nation for the 12th consecutive season with the most alumni on opening-day rosters.

- The total of 26 players on NBA opening-day rosters (including two-way and inactive players) that played and finished their college basketball careers at Kentucky is more than any other college program in the country. Duke, with 24, is the only other school with more than 20 players in the NBA.
- Of the 15 NBA franchises featuring a Wildcat, eight have multiple Kentucky players. New York, Sacramento and Oklahoma City each have a trio of Wildcats on their roster while the Heat, Lakers, Pacers, Bucks and Hornets each have two
- In 14 seasons under head coach John Calipari, 47 players have been selected in the NBA Draft, including 35 first-round selections and three No. 1 overall picks (Anthony Davis, Karl-Anthony Towns and John Wall)
- Calipari has a streak of 16 consecutive drafts with a first-round pick dating back to his time at Memphis
- Calipari is one of only two coaches in the history of the sport to have four players drafted No. 1 overall (Derrick Rose – 2008, Wall – 2010, Davis – 2012, Towns – 2015)
- Using figures compiled by basketball-reference.com and spotrac.com, Calipari-coached players have amassed nearly than \$4 billion in career NBA contracts
- In the 14 seasons Calipari has been the head coach at Kentucky, his players have totaled nearly \$3.5 billion in NBA contracts

Lineup Comparison

Most Frequent Lineups	Total Minutes	Points For	Points Against	+/-	+/- Per 40 Min.
Edwards, Thiero, Mitchell, Reeves, Wagner	66:07	125	131	-6	-3.63
Edwards, Mitchell, Reeves, Wagner, Bradshaw	46:01	97	84	+13	+11.30
Edwards, Mitchell, Reeves, Wagner, Dillingham	31:40	78	65	+13	+16.42
Edwards, Thiero, Mitchell, Reeves, Sheppard	28:05	67	51	+16	+22.79
Edwards, Mitchell, Wagner, Dillingham, Sheppard	25:56	68	25	+43	+66.32
Mitchell, Reeves, Dillingham, Sheppard, Bradshaw	22:16	54	25	+29	+52.10
Mitchell, Wagner, Dillingham, Sheppard, Bradshaw	19:48	45	40	+5	+10.10
Thiero, Mitchell, Reeves, Dillingham, Sheppard	19:37	50	33	+17	+34.66
Edwards, Mitchell, Reeves, Wagner, Sheppard	18:53	34	35	-1	-2.12
Thiero, Mitchell, Reeves, Wagner, Sheppard	17:54	42	29	+13	+29.05



KENTUCKY BY THE NUMBERS

Date	Opponent	Result	Points	Rebounds	Assists	Steals	Blocks
N. 6	NEW MEXICO STATE	W, 86-46	Dillingham - 17 [^]	Mitchell - 9 [^]	Mitchell - 5	Wagner - 3 [^]	Sheppard - 2 [^]
N. 10	A&M-COMMERCE ¹	W, 81-61	Reeves - 21 [^]	Mitchell - 8 [^]	Dillingham - 4 [^]	Two with - 3 [^]	Sheppard - 2 [^]
N. 14	vs. Kansas ²	L, 89-84	Reeves - 24	Thiero - 13	Two with - 3	Sheppard - 4 [^]	Mitchell - 2 [^]
N. 17	STONEHILL ¹	W, 101-67	Sheppard - 25 [^]	Four with - 5 [^]	Two with - 7 [^]	Sheppard - 3	Two with - 2 [^]
N. 20	SAINT JOSEPH'S ¹	W, 96-88 ^{OT}	Two with - 22	Mitchell - 6	Two with - 6 [^]	Sheppard - 5 [^]	Mitchell - 4 [^]
N. 24	MARSHALL	W, 118-82	Wagner - 28 [^]	Thiero - 7	Dillingham - 8 [^]	Wagner - 3	Thiero - 2 [^]
N. 28	MIAMI ³	W, 95-73	Sheppard - 21 [^]	Thiero - 6	Dillingham - 9 [^]	Sheppard - 3 [^]	Mitchell - 2 [^]
D. 2	UNC WILMINGTON	L, 80-73	Sheppard - 25	Sheppard - 9	Sheppard - 6 [^]	Two with - 2 [^]	Four with - 1 [^]
D. 9	vs. Penn ⁴	W, 81-66	Two with - 17 [^]	Bradshaw - 11 [^]	Wagner - 7 [^]	Sheppard - 3 [^]	Bradshaw - 3
D. 16	vs. North Carolina ⁵	W, 87-83	Dillingham - 17	Three with - 6	Wagner - 5 [^]	Two with - 2	Thiero - 4 [^]
D. 21	at Louisville	W, 95-76	Reeves - 30 [^]	Mitchell - 12 [^]	Sheppard - 11 [^]	Four with - 2 [^]	Mitchell - 3 [^]
D. 29	ILLINOIS STATE	W, 96-70	Reeves - 27 [^]	Mitchell - 11	Dillingham - 7 [^]	Dillingham - 3 [^]	Onyenso - 3 [^]
J. 6	at Florida*	W, 87-85	Reeves - 19	Mitchell - 10	Wagner - 3 [^]	Two with - 2 [^]	Two with - 1
J. 9	MISSOURI *	W, 90-77	Dillingham - 23 [^]	Mitchell - 14 [^]	Sheppard - 4 [^]	Two with - 2 [^]	Mitchell - 2 [^]
J. 13	at Texas A&M*						
J. 17	MISSISSIPPI STATE *						
J. 20	GEORGIA *						
J. 19	at South Carolina*						
J. 27	at Arkansas*						
J. 31	FLORIDA *						
F. 3	TENNESSEE *						
F. 6	at Vanderbilt*						
F. 10	GONZAGA						
F. 13	OLE MISS *						
F. 17	at Auburn*						
F. 21	at LSU*						
F. 24	ALABAMA *						
F. 27	at Mississippi State*						
M. 2	ARKANSAS *						
M. 6	VANDERBILT *						
M. 9	at Tennessee*						

All home games in **BOLD CAPS**
 *SEC game, ^game high
 1 - Wildcat Challenge (Rupp Arena | Lexington, Ky.)
 2 - Champions Classic (United Center | Chicago)
 3 - ACC/SEC Challenge (Rupp Arena | Lexington, Ky.)
 4 - CBS Sports Classic (State Farm Arena | Atlanta)

Times Led

Reeves - 5
 Dillingham - 4
 Sheppard - 3
 Wagner - 2
 Bradshaw - 1
 Mitchell - 1

Times Led

Mitchell - 7
 Thiero - 4
 Edwards - 2
 Sheppard - 2
 Wagner - 2
 Bradshaw - 1
 Reeves - 1

Times Led

Dillingham - 7
 Sheppard - 4
 Wagner - 4
 Mitchell - 2

Times Led

Sheppard - 10
 Mitchell - 3
 Bradshaw - 2
 Dillingham - 2
 Edwards - 2
 Wagner - 2
 Reeves - 1

Times Led

Mitchell - 6
 Bradshaw - 3
 Sheppard - 3
 Thiero - 3
 Edwards - 1
 Onyenso - 1
 Reeves - 1
 Wagner - 1

Comparing the Calipari Era

A look at the statistics throughout the John Calipari era through 14 games ...

Year	FG%	Opp. FG%	3-Pt. FG%	FT%	RPG	Assists	TOs.	Blocks	Steals	Points	PPG	Record
2023-24	.499	.415	.399	.746	38.6	253	135	74	120	1270	90.7	12-2
2022-23	.473	.415	.390	.665	39.4	250	167	61	102	1101	78.6	10-4
2021-22	.489	.382	.336	.719	44.4	240	171	74	99	1151	82.2	11-3
2020-21	.419	.404	.282	.707	39.4	159	208	86	90	953	68.1	5-9
2019-20	.464	.387	.301	.782	37.4	214	174	66	75	1,046	74.7	11-3
2018-19	.490	.429	.352	.759	38.0	205	193	76	97	1157	82.6	11-3
2017-18	.484	.403	.366	.688	39.9	216	199	80	93	1118	79.9	12-2
2016-17	.488	.401	.354	.694	41.7	269	155	93	104	1316	94.0	12-2
2015-16	.469	.408	.316	.651	39.3	190	182	77	94	1087	77.6	11-3
2014-15	.468	.311	.340	.667	41.4	235	163	114	114	1068	76.3	14-0
2013-14	.479	.383	.300	.663	44.1	178	179	100	57	1136	81.1	11-3
2012-13	.489	.371	.357	.640	39.6	223	181	106	109	1090	77.9	10-4
2011-12	.484	.350	.363	.710	42.1	201	185	129	100	1142	81.6	13-1
2010-11	.474	.385	.413	.704	40.5	194	157	97	80	1130	80.7	12-2
2009-10	.505	.382	.422	.695	42.6	241	214	107	99	1171	83.6	14-0



MISCELLANEOUS STATS

Game Leaders

No.	Name	Points	Rebounds	Blocks	Assists	Steals	10+ Pts	20+ Pts	10+ Rebs	3+ Assts	3+ Blks	3+ Stls	3+ 3s	Double-Double
0	Rob Dillingham	4 (4)	0 (0)	0 (0)	7 (7)	2 (2)	12 (12)	2 (2)	0 (0)	9 (9)	0 (0)	1 (1)	4 (4)	0 (0)
1	Justin Edwards	0 (0)	2 (2)	1 (1)	0 (0)	2 (2)	7 (7)	0 (0)	0 (0)	0 (0)	0 (0)	0 (0)	1 (1)	0 (0)
2	Aaron Bradshaw	1 (1)	1 (1)	3 (3)	0 (0)	2 (2)	4 (4)	0 (0)	1 (1)	0 (0)	1 (1)	0 (0)	0 (0)	1 (1)
3	Adou Thiero	0 (0)	4 (4)	3 (6)	0 (0)	0 (4)	1 (1)	0 (0)	1 (1)	1 (1)	1 (1)	1 (1)	0 (0)	1 (1)
4	Tre Mitchell*	1 (35)	7 (45)	6 (52)	2 (15)	3 (25)	9 (80)	2 (21)	4 (15)	10 (33)	2 (8)	1 (6)	2 (11)	3 (14)
12	Antonio Reeves*	5 (52)	1 (7)	1 (8)	0 (8)	1 (23)	13 (99)	6 (37)	0 (1)	2 (20)	0 (1)	0 (5)	7 (43)	0 (1)
13	Grant Darbyshire	0 (0)	0 (0)	0 (0)	0 (0)	0 (0)	0 (0)	0 (0)	0 (0)	0 (0)	0 (0)	0 (0)	0 (0)	0 (0)
14	Brennan Canada	0 (0)	0 (0)	0 (1)	0 (0)	0 (0)	0 (0)	0 (0)	0 (0)	0 (0)	0 (0)	0 (0)	0 (0)	0 (0)
15	Reed Sheppard	3 (3)	2 (2)	3 (3)	4 (4)	10 (10)	10 (10)	3 (3)	0 (0)	9 (9)	0 (0)	6 (6)	4 (4)	1 (1)
20	Joey Hart	0 (0)	0 (0)	0 (0)	0 (0)	0 (0)	0 (0)	0 (0)	0 (0)	0 (0)	0 (0)	0 (0)	0 (0)	0 (0)
21	D.J. Wagner	2 (2)	2 (2)	1 (1)	4 (4)	2 (2)	8 (8)	2 (2)	0 (0)	10 (10)	0 (0)	2 (2)	1 (1)	0 (0)
22	Walker Horn	0 (0)	0 (0)	0 (0)	0 (0)	0 (0)	0 (0)	0 (0)	0 (0)	0 (0)	0 (0)	0 (0)	0 (0)	0 (0)
23	Jordan Burks	0 (0)	0 (0)	0 (0)	0 (0)	0 (0)	0 (0)	0 (0)	0 (0)	0 (0)	0 (0)	0 (0)	0 (0)	0 (0)
25	Kareem Watkins	0 (0)	0 (0)	0 (0)	0 (0)	0 (0)	0 (0)	0 (0)	0 (0)	0 (0)	0 (0)	0 (0)	0 (0)	0 (0)
33	Ugonna Onyenso	0 (0)	0 (1)	1 (5)	0 (0)	0 (0)	0 (0)	0 (0)	0 (1)	0 (0)	2 (6)	0 (0)	0 (0)	0 (0)
44	Zvonimir Ivišić	0 (0)	0 (0)	0 (0)	0 (0)	0 (0)	0 (0)	0 (0)	0 (0)	0 (0)	0 (0)	0 (0)	0 (0)	0 (0)

Career total in (parentheses); *includes pre-UK career

Games With ...

Starting Lineups

Guard	Guard	G/F	Forward	Forward	Games	W-L
Wagner	Reeves	Edwards	Thiero	Mitchell	7	6-1
Wagner	Reeves	Edwards	Mitchell	Bradshaw	5	5-0
Wagner	Reeves	Dillingham	Edwards	Mitchell	1	1-0
Sheppard	Reeves	Edwards	Thiero	Mitchell	1	0-1

Kentucky's Record When ...

KENTUCKY RECORD	ALL	SEC	KENTUCKY RECORD	ALL	SEC
Leading at halftime:	11-1	1-0	On CBS:	1-0	0-0
Tied at the half:	0-0	0-0	On ABC:	0-0	0-0
Trailing at halftime:	1-1	1-0	On ESPN/ESPN2/ESPNU:	5-1	2-0
Shoot 50% or better:	7-0	1-0	On SEC Network:	4-1	0-0
Shoot less than 50%:	5-2	1-0	On ESPN+/SEC Network+:	2-0	0-0
Shoot higher % than opp.:	11-0	2-0	vs. SEC at home:	1-0	1-0
Shoot lower % than opp.:	1-2	0-0	vs. SEC on road:	1-0	1-0
Opp. shoot worse than 40%:	3-0	0-0	Games vs. AP ranked opp.:	2-1	0-0
Opp. shoot 40% or higher:	9-2	2-0	Games following a loss:	2-0	0-0
Score less than 60 points:	0-0	0-0	Games following a win:	9-2	2-0
Score 60-69 points:	0-0	0-0	More points in the paint:	12-1	2-0
Score 70-79 points:	0-1	0-0	Fewer or same points in the paint:	0-1	0-0
Score 80-89 points:	5-1	1-0	More bench points than opp.:	9-1	1-0
Score 90-99 points:	5-0	1-0	Fewer or same bench pts.:	3-1	1-0
Score 100+ points:	2-0	0-0	More second-chance points:	6-1	1-0
Opp. score less than 60 pts.:	1-0	0-0	Fewer or same second-chance pts.:	6-1	1-0
Opp. score 60-69 pts.:	3-0	0-0	More points off TOs:	12-1	2-0
Opp. score 70-79 pts.:	4-0	1-0	Fewer or same points off TOs:	0-1	0-0
Opp. score 80-89 points:	4-2	1-0	On Monday:	2-0	0-0
Opp. score 90-99 points:	0-0	0-0	On Tuesday:	2-1	1-0
Opp. score 100+ points:	0-0	0-0	On Wednesday:	0-0	0-0
Outrebounded opponent:	7-0	1-0	On Thursday:	1-0	0-0
Outrebounded by opponent:	5-2	1-0	On Friday:	4-0	0-0
Equal number of rebounds:	0-0	0-0	On Saturday:	3-1	1-0
Fewer turnovers than opp.:	9-1	1-0	On Sunday:	0-0	0-0
Same turnovers as opp.:	2-0	0-0	In November:	6-1	0-0
More turnovers than opp.:	1-1	1-0	In December:	4-1	0-0
Make 8 or more 3-pointers:	10-1	0-0	In January:	2-0	2-0
Make 7 or fewer 3-pointers:	2-1	2-0	In February:	0-0	0-0
Games decided by 5 or fewer:	2-1	1-0	In March:	0-0	0-0
Overtime games:	1-0	0-0	In April:	0-0	0-0

Streaks

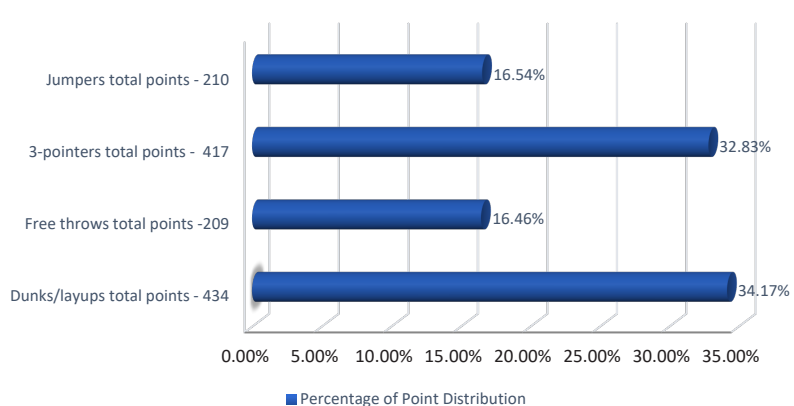
Overall	Won 6
Unranked AP teams anywhere	Won 5
Ranked AP teams anywhere	Won 2
Home	Won 2
Home AP ranked teams	Won 2
Home AP unranked teams	Won 2
Home SEC	Won 1
Home nonconference	Won 1
Home AP ranked SEC	Won 3
Home AP unranked SEC	Won 1
Home AP ranked nonconference	Won 1
Home AP unranked nonconference	Won 1
Road	Won 5
Road AP ranked teams	Won 1
Road AP unranked teams	Won 5
Road SEC	Won 4
Road nonconference	Won 1
Road AP ranked SEC	Won 1
Road AP unranked SEC	Won 4
Road AP ranked nonconference	Lost 1
Road AP unranked nonconference	Won 1
Neutral	Won 2
Neutral AP ranked teams	Won 1
Neutral AP unranked teams	Won 2
Neutral SEC Tournament	Lost 2
Neutral nonconference	Won 2
Neutral AP ranked SEC Tournament	Lost 3
Neutral AP unranked SEC Tournament	Lost 1
Neutral AP ranked nonconference	Won 1
Neutral AP unranked nonconference	Won 3

Miscellaneous

Charges Drawn	Tre Mitchell - 2
First Sub	Rob Dillingham - 13 Reed Sheppard - 11 Jordan Burks - 3 Ugonna Onyenso - 2
5-Second Violations	
10-Second Violations	Kentucky forced - 1
Shot-Clock Violations	Kentucky forced - 4 Opponent forced - 3
Tipoffs (including OT)	Kentucky - 9 Opponent - 6
3-Point Plays	Antonio Reeves - 4 Tre Mitchell - 3 Reed Sheppard - 3 Adou Thiero - 3 D.J. Wagner - 3 Rob Dillingham - 2 Jordan Burks - 1 Ugonna Onyenso - 1
4-Point Plays	Rob Dillingham - 1

Active Consecutive Made Kentucky Starts	Antonio Reeves - 18 Justin Edwards - 14 Tre Mitchell - 14 D.J. Wagner - 13 Aaron Bradshaw - 5
Active Consecutive Made Kentucky Free Throws	Antonio Reeves - 9 Adou Thiero - 8 Tre Mitchell - 6 Reed Sheppard - 6 Rob Dillingham - 4 Aaron Bradshaw - 1 Jordan Burks - 1 Ugonna Onyenso - 1
Active Consecutive Games Played with a 3-Pointer	Reed Sheppard - 9 D.J. Wagner - 3 Adou Thiero - 2 Rob Dillingham - 1 Tre Mitchell - 1

How the Cats are Scoring



Dunk Tracker

Player	Dunks in 2023-24	Dunks in Career
Tre Mitchell	3	37
Antonio Reeves	4	22
Justin Edwards	13	13
Aaron Bradshaw	7	7
Adou Thiero	4	6
Ugonna Onyenso	1	5
Rob Dillingham	4	4
Jordan Burks	3	3
Reed Sheppard	3	3
D.J. Wagner	1	1

Fast Facts

Shooting Percentage	.499
Avg. Assists Per Game	18.1
Points Off Turnovers	17.6
Second-Chance Points	11.4
Points in the Paint	38.9
Fast Break Points	17.6
Bench Points	28.6
Points Per Possession	1.204
Avg. Time of Possession	15.0

First Points of the Game

Player	Dunk/Layup	Jumper	3PT	FT
Rob Dillingham				1
Justin Edwards	2			1
Tre Mitchell	2		2	
Antonio Reeves		1		
Adou Thiero	2		1	
D.J. Wagner		1		1



THE LAST TIME UK ...

INDIVIDUALS

SCORING

Scored 25 points: Antonio Reeves (27) vs. ILLINOIS STATE, 12/29/23
Scored 30 points: Antonio Reeves (30) at Louisville, 12/21/23
Scored 35 points: Antonio Reeves (37) at Arkansas, 3/4/23
Scored 40 points: Malik Monk (47) vs. North Carolina, 12/17/16
Scored 45 points: Malik Monk (47) vs. North Carolina, 12/17/16
Scored 50 points: Jodie Meeks (54) at Tennessee, 1/13/09
Scored 55 points: Never
Two players had 20 points: Rob Dillingham (23) and Tre Mitchell (20) vs. MISSOURI, 1/9/24
Three players had 20 points: Tre Mitchell (22), D.J. Wagner (22) and Antonio Reeves (20) vs. SAINT JOSEPH'S, 11/20/23
Two players had 30 points: Patrick Patterson (33) and Jodie Meeks (32) vs. TENNESSEE STATE, 12/22/08
Scored 20 points in two straight games: Antonio Reeves (2) 12/23/23 - 12/29/23
Scored 20 points in three straight games: Oscar Tshiebwe (3), 2/22/23 - 3/1/23
Scored 20 points in four straight games: PJ Washington (4), 2/5/19 - 2/16/19
Scored 20 points in five straight games: Jamal Murray (12), 2/2/16 - 3/12/16
Scored 20 points in six straight games: Jamal Murray (12), 2/2/16 - 3/12/16
Scored 20 points in seven straight games: Jamal Murray (12), 2/2/16 - 3/12/16
Scored 20 points in eight straight games: Jamal Murray (12), 2/2/16 - 3/12/16
Scored 20 points in nine straight games: Jamal Murray (12), 2/2/16 - 3/12/16
Scored 20 points in 10 straight games: Jamal Murray (12), 2/2/16 - 3/12/16
Scored 20 points in 11 straight games: Jamal Murray (12), 2/2/16 - 3/12/16
Scored 20 points in 12 straight games: Jamal Murray (12), 2/2/16 - 3/12/16
Scored 25 points in 15 straight games: Dan Issel (18), 12/1/69 - 2/7/70
Scored 25 points in two straight games: Antonio Reeves (2) 12/23/23 - 12/29/23
Scored 25 points in three straight games: Tayshaun Prince (3), 3/11/01-3/17/01
Scored 30 points in two straight games: Jodie Meeks vs. Appalachian State (46), 12/20/08; vs. TENNESSEE STATE (32), 12/22/08
Scored 30 points in three straight games: Dan Issel (6) 2/14/70 - 3/2/70
Scored in double figures in 10 straight games: Jacob Toppin (12), 1/17/23-2/25/23
Scored in double figures in 15 straight games: Oscar Tshiebwe (17), 1/19/22-11/15/22
Scored in double figures in 20 straight games: Immanuel Quickley (20), 12/28/19-3/7/20
Scored in double figures in 25 straight games: Malik Monk (30), 11/11/16-2/28/17
Scored in double figures in 30 straight games: Malik Monk (30), 11/11/16-2/28/17
Scored in double figures in 33 straight games: Jamal Murray (34), 11/17/15 - 3/19/16
Scored in double figures in 34 straight games: Jamal Murray (34), 11/17/15 - 3/19/16
Scored in double figures in 35 straight games: Kenny Walker (36), 11/14/85 - 3/22/86
Five players scored in double figures: Rob Dillingham (23), Tre Mitchell (20), D.J. Wagner (16), Antonio Reeves (14), Aaron Bradshaw (10) vs. MISSOURI, 1/9/24
Six players scored in double figures: D.J. Wagner (28), Antonio Reeves (23), Tre Mitchell (18), Rob Dillingham (16), Reed Sheppard (12), Justin Edwards (10) vs. MARSHALL, 11/24/23
Seven players scored in double figures: Randolph Morris (17), Kelenna Azubuike (15), Patrick Sparks (14), Chuck Hayes (12), Rajon Rondo (11), Ravi Moss (10) and Ramel Bradley (10) vs. MISSISSIPPI STATE 2/19/05
Four players with 15 or more points: D.J. Wagner (28), Antonio Reeves (23), Tre Mitchell (18), Rob Dillingham (16), vs. MARSHALL, 11/24/23

DOUBLE-DOUBLES

Double-double: Tre Mitchell (20 points, 14 rebounds) vs. MISSOURI, 1/9/24
Triple-double: Isaiah Briscoe (19 points, 10 rebounds, 11 assists) at Ole Miss, 12/29/16
20-10 (rebs) game: Tre Mitchell (20 points, 14 rebounds) vs. MISSOURI, 1/9/24
20-10 (assts) game: De'Aaron Fox (24 points, 10 assists) vs. North Carolina, 12/17/16

20-15 game: Oscar Tshiebwe (25 points, 18 rebounds) vs. Kansas State, 3/19/23
20-20 game: Oscar Tshiebwe (21 points, 20 rebounds), vs. VANDERBILT, 3/1/23
30-10 game: Oscar Tshiebwe (37 points, 24 rebounds) vs. GEORGIA, 1/17/23
30-15 game: Oscar Tshiebwe (37 points, 24 rebounds) vs. GEORGIA, 1/17/23
30-20 game: Oscar Tshiebwe (37 points, 24 rebounds) vs. GEORGIA, 1/17/23
40-30 game: Bill Spivey (40 points, 34 rebounds) vs. XAVIER, 2/13/51
Back-to-back 20-10 games: Oscar Tshiebwe (22 p, 17 r) vs. AUBURN, 2/25/23; (21 p, 20 r) vs. VANDERBILT, 1/3/23
Three straight 20-10 games: Julius Randle (23 p, 16 r) vs. UNC ASHEVILLE, 11/8/13; (22 p, 14 r) vs. NORTHERN KENTUCKY, 11/10/13; (27 p, 13 r) vs. Michigan State, 11/12/13
Double-double in points and rebs.: Tre Mitchell (20 points, 14 rebounds) vs. MISSOURI, 1/9/24
Double-double in points and assists: Reed Sheppard (11 points, 11 assists) at Louisville, 12/21/23
Double-double in points and blocks: Never
Double-double in points and steals: Never
Double-double in two consecutive games: Tre Mitchell (2) 1/6/24-1/9/24
Double-double in three consecutive games: Oscar Tshiebwe (4) 2/25/23-3/10/23
Double-double in four consecutive games: Oscar Tshiebwe (4) 2/25/23-3/10/23
Double-double in five consecutive games: Oscar Tshiebwe (17) 1/19/22-11/15/22
Double-double in 10 consecutive games: Oscar Tshiebwe (17) 1/19/22-11/15/22
Double-double in 15 consecutive games: Oscar Tshiebwe (17) 1/19/22-11/15/22
Two players record double-doubles: Tre Mitchell (18 points, 12 rebounds), Reed Sheppard (11 points, 11 assists) at Louisville, 12/21/23
Three players record double-doubles: PJ Washington (20 points, 13 rebounds), Reid Travis (18 points, 12 rebounds), Keldon Johnson (15 points, 10 rebounds) vs. KANSAS, 1/26/19
Four players record double-doubles: Jack Givens (30 pts, 13 rebs), Kyle Macy (16 pts, 10 assts), Mike Phillips (22 pts, 18 rebs), Rick Robey (23 pts, 13 rebs) vs. SMU 11/26/77
Five players record double-doubles: Never

FIELD GOALS

Made 12 FG in a game: Antonio Reeves (12) at Arkansas, 3/4/23
Made 15 FG in a game: Malik Monk (18) vs. North Carolina, 12/17/16
Made 16 FG in a game: Malik Monk (18) vs. North Carolina, 12/17/16
Made 17 FG in a game: Malik Monk (18) vs. North Carolina, 12/17/16
Made 18 FG in a game: Malik Monk (18) vs. North Carolina, 12/17/16
Made 19 FG in a game: Dan Issel (19) at Alabama, 2/23/70
Made 20 FG in a game: Dan Issel (23) at Ole Miss, 2/7/70
Made 21 FG in a game: Dan Issel (23) at Ole Miss, 2/7/70
Made 22 FG in a game: Dan Issel (23) at Ole Miss, 2/7/70
Made 23 FG in a game: Dan Issel (23) at Ole Miss, 2/7/70
Made 24 FG in a game: Never
Attempted 17 FG in a game: Reed Sheppard (17) vs. UNC WILMINGTON, 12/2/23
Attempted 18 FG in a game: Antonio Reeves (25) vs. Kansas, 11/14/23
Attempted 19 FG in a game: Antonio Reeves (25) vs. Kansas, 11/14/23
Attempted 20 FG in a game: Antonio Reeves (25) vs. Kansas, 11/14/23
Attempted 25 FG in a game: Antonio Reeves (25) vs. Kansas, 11/14/23
Attempted 30 FG in a game: Kevin Grevey (30) vs. UCLA, 3/31/75
Attempted 40 FG in a game: Bill Spivey (41) XAVIER, 2/13/51

3-POINTERS

Made 5 3-pointers in a game: Reed Sheppard (5) vs. MIAMI, 11/28/23
Made 6 3-pointers in a game: Reed Sheppard (7) vs. STONEHILL, 11/17/23
Made 7 3-pointers in a game: Reed Sheppard (7) vs. STONEHILL, 11/17/23
Made 8 3-pointers in a game: Immanuel Quickley (8) at Texas A&M, 2/25/20
Made 9 3-pointers in a game: Jodie Meeks (10) at Tennessee, 1/13/09
Made 10 3-pointers in a game: Jodie Meeks (10) at Tennessee, 1/13/09
Made 11 3-pointers in a game: Never
Two players made at least 5 3-pointers in a game: Davion

Mintz (6), Brandon Boston Jr. (6) vs. SOUTH CAROLINA, 3/6/21
Two players made at least 6 3-pointers in a game: Davion Mintz (6), Brandon Boston Jr. (6) vs. SOUTH CAROLINA, 3/6/21
Two players made at least 7 3-pointers in a game: Never
Attempted 10 3-pointers in a game: Tre Mitchell (10) vs. SAINT JOSEPH'S, 11/20/23
Attempted 15 3-pointers in a game: Antonio Reeves (17) vs. Kansas, 11/14/23
Attempted 16 3-pointers in a game: Antonio Reeves (17) vs. Kansas, 11/14/23
Attempted 17 3-pointers in a game: Antonio Reeves (17) vs. Kansas, 11/14/23
Attempted 18 3-pointers in a game: Derrick Miller (19) at Kansas 12/9/89
Attempted 19 3-pointers in a game: Derrick Miller (19) at Kansas 12/9/89
Attempted 20 3-pointers in a game: Never
Made a 3-pointer in 10 straight games: Antonio Reeves (24), 2/7/23-1/6/24
Made a 3-pointer in 15 straight games: Antonio Reeves (24), 2/7/23-1/6/24
Made a 3-pointer in 20 straight games: Antonio Reeves (24), 2/7/23-1/6/24
Made a 3-pointer in 30 straight games: Jamal Murray (36), 11/13/15-3/19/16
Made two 3-pointers in 10 straight games: Jamal Murray (17), 1/23/16-3/17/16
Made three 3-pointers in 10 straight games: Gerald Fitch (20), 1/14/03-3/23/03
Made three 3-pointers in 15 straight games: Gerald Fitch (20), 1/14/03-3/23/03
Made three 3-pointers in 20 straight games: Gerald Fitch (20), 1/14/03-3/23/03
Made three 3-pointers in 25 straight games: Keith Bogans (29), 3/14/02-2/26/03

FREE THROWS

Made 8 FT in a game: Antonio Reeves (8), Rob Dillingham (8) vs. MISSOURI, 1/9/24
Made 9 FT in a game: Reed Sheppard (9) at Florida, 1/6/24
Made 10 FT in a game: Antonio Reeves (11) at Arkansas, 3/4/23
Made 11 FT in a game: Antonio Reeves (11) at Arkansas, 3/4/23
Made 12 FT in a game: Oscar Tshiebwe (13) vs. GEORGIA, 1/17/23
Made 13 FT in a game: Oscar Tshiebwe (13) vs. GEORGIA, 1/17/23
Made 14 FT in a game: Olivier Sarr (14) vs. VANDERBILT, 1/5/21
Made 15 FT in a game: Rodrick Rhodes (16) vs. Ole Miss, 1/18/95
Made 16 FT in a game: Rodrick Rhodes (16) vs. Ole Miss, 1/18/95
Made 17 FT in a game: Dwight Anderson (18) vs. MISSISSIPPI STATE, 2/12/79
Made 18 FT in a game: Dwight Anderson (18) vs. MISSISSIPPI STATE, 2/12/79
Made 18 FT in a game: Never
Attempted 10 FT in a game: Rob Dillingham (10) vs. MISSOURI, 1/9/24
Attempted 15 FT in a game: Oscar Tshiebwe (15) vs. VANDERBILT, 3/1/23
Attempted 20 FT in a game: PJ Washington (20) vs. Kansas State, 3/22/18
Attempted 25 FT in a game: Never
Made 20 Straight FT: Antonio Reeves (23), 1/14/23-2/7/23
Made 30 Straight FT: Tyler Herro (38), 2/16/19-3/29/19

REBOUNDS

15 Rebs: Oscar Tshiebwe (18) vs. Kansas State, 3/19/23
20 Rebs: Oscar Tshiebwe (25) vs. Providence, 3/17/23
25 Rebs: Oscar Tshiebwe (25) vs. Providence, 3/17/23
26 Rebs: Oscar Tshiebwe (28) vs. WESTERN KENTUCKY, 12/22/21
27 Rebs: Oscar Tshiebwe (28) vs. WESTERN KENTUCKY, 12/22/21
28 Rebs: Oscar Tshiebwe (28) vs. WESTERN KENTUCKY, 12/22/21
30 Rebs: Cotton Nash (30) vs. OLE MISS, 2/8/64
34 Rebs: Bob Burrow (34) vs. TEMPLE, 12/10/55
35 Rebs: Never
20+ Rebs in two consecutive games: Oscar Tshiebwe (2), 12/22/21-12/29/21
10+ Rebs in three consecutive games: Tre Mitchell (4), 12/21/23-1/9/24
10+ Rebs in four consecutive games: Oscar Tshiebwe (6), 2/25/23-3/19/23
10+ Rebs in five consecutive games: Oscar Tshiebwe (6), 2/25/23-3/19/23
10+ rebs in 10 consecutive games: Oscar Tshiebwe (22),



THE LAST TIME UK ...

1/4/22-11/15/22

10+ rebs in 15 consecutive games: Oscar Tshiebwe (22), 1/4/22-11/15/22

10+ rebs in 20 consecutive games: Oscar Tshiebwe (22), 1/4/22-11/15/22

10+ rebs in 25 consecutive games: Never

Two players had 10 rebounds: Oscar Tshiebwe (15), Jacob Toppin (11) vs. Vanderbilt, 3/10/23

Three players had 10 rebounds: Oscar Tshiebwe (15), Jacob Toppin (10), Ugonna Onyenso (10) vs. NORTH FLORIDA, 11/23/22

ASSISTS

6 assists: Rob Dillingham (7) vs. ILLINOIS STATE, 12/29/23

7 assists: Rob Dillingham (7) vs. ILLINOIS STATE, 12/29/23

8 assists: Reed Sheppard (11) at Louisville, 12/21/23

9 assists: Reed Sheppard (11) at Louisville, 12/21/23

10 assists: Reed Sheppard (11) at Louisville, 12/21/23

11 assists: Reed Sheppard (11) at Louisville, 12/21/23

12 assists: TyTy Washington Jr. (17) vs. GEORGIA, 1/8/22

13 assists: TyTy Washington Jr. (17) vs. GEORGIA, 1/8/22

14 assists: TyTy Washington Jr. (17) vs. GEORGIA, 1/8/22

15 assists: TyTy Washington Jr. (17) vs. GEORGIA, 1/8/22

16 assists: TyTy Washington Jr. (17) vs. GEORGIA, 1/8/22

17 assists: TyTy Washington Jr. (17) vs. GEORGIA, 1/8/22

18 assists: Never

5+ assists in four consecutive games: Rob Dillingham (4), 11/17/23-11/28/23

8+ assists in two consecutive games: Rob Dillingham (2), 11/24/23-11/28/23

BLOCKS

4 blocks: Adou Thiero (4) vs. North Carolina, 12/16/23

5 blocks: Oscar Tshiebwe (5) vs. Vanderbilt, 3/11/22

6 blocks: Isaiah Jackson (7) vs. ALABAMA, 1/12/21

7 blocks: Isaiah Jackson (7) vs. ALABAMA, 1/12/21

8 blocks: Isaiah Jackson (8) vs. Kansas, 12/1/20

9 blocks: Willie Cauley-Stein (9) vs. BOISE STATE, 12/10/13

10 blocks: Nerlens Noel (12) at Ole Miss, 1/29/13

11 blocks: Nerlens Noel (12) at Ole Miss, 1/29/13

12 blocks: Nerlens Noel (12) at Ole Miss, 1/29/13

13 blocks: Never

STEALS

4 steals: Reed Sheppard (5) vs. SAINT JOSEPH'S, 11/20/23

5 steals: Reed Sheppard (5) vs. SAINT JOSEPH'S, 11/20/23

6 steals: Cason Wallace (8) vs. Michigan State, 11/15/22

7 steals: Cason Wallace (8) vs. Michigan State, 11/15/22

8 steals: Cason Wallace (8) vs. Michigan State, 11/15/22

9 steals: Never

3+ steals in five consecutive games: Ashton Hagans (7), 12/22/18 - 1/19/19

3+ steals in 10 consecutive games: Never

MINUTES

Played every minute: Antonio Reeves (40) at Arkansas, 3/4/23

Played 40+ minutes: Tre Mitchell (41) vs. SAINT JOSEPH'S, 11/20/23

Played more than 50 minutes: Patrick Patterson (50) vs. VANDERBILT, 1/12/08

FOULS

Fouled out: Antonio Reeves vs. UNC WILMINGTON, 12/2/23

Two players fouled out: Jacob Toppin and Cason Wallace vs. Kansas State, 3/19/23

Three players fouled out: Terrence Clarke, Isaiah Jackson, Olivier Sarr, Lance Ware vs. North Carolina, 12/19/20

Four players fouled out: Terrence Clarke, Isaiah Jackson, Olivier Sarr, Lance Ware vs. North Carolina, 12/19/20

Technical foul: Justin Edwards at Louisville, 12/21/23

TEAM

WINS/LOSSES

Won 10 straight games: 10, 1/8/19-2/9/19

Won 20 straight games: 38, 11/14/14-3/28/15

Won 30 straight games: 38, 11/14/14-3/28/15

Won 40 straight games: Never

Lost consecutive games: 2, 2/7/23-2/11/23

Lost three straight games: 4, 1/26/21-2/9/21

Lost four straight games: 4, 1/26/21-2/9/21

Lost five straight games: 6, 11/29/20-12/26/20

Lost six straight games: 6, 11/29/20-12/26/20

Lost 10 straight games: Never

STARTS

Started four freshmen: Devin Askew, Brandon Boston Jr., Terrence Clarke, Isaiah Jackson vs. Georgia Tech, 12/6/20

Started five freshmen: Hamidou Diallo, Shai Gilgeous-Alexander, Kevin Knox, Nick Richards, PJ Washington vs. Kansas State, 3/22/17

SCORING

Scored 90 or more points: 90 vs. MISSOURI, 1/9/24 (W, 90-77)

Scored 90 or more points (SEC game): 90 vs. MISSOURI, 1/9/24 (W, 90-77)

Scored 100 or more points: 118 vs. MARSHALL, 11/24/23 (W, 118-82)

Scored 100 or more points (SEC game): 107 vs. TENNESSEE, 1/15/22 (W, 107-79)

Scored 110 or more points: 118 vs. MARSHALL, 11/24/23 (W, 118-82)

Scored 110 or more points (SEC game): 110 vs. AUBURN, 2/21/15 (W, 110-75)

Scored 120 or more points: 120 at Vanderbilt, 2/7/96 (W, 120-81)

Scored 120 or more points (SEC game): 120 at Vanderbilt, 2/7/96 (W, 120-81)

Scored 130 or more points: 143 vs. Georgia, 2/27/56 (W, 143-66)

Scored 140 or more points: 143 vs. Georgia, 2/27/56 (W, 143-66)

Scored 150 or more points: Never

Scored less than 50 points: 48 vs. Vanderbilt, 3/15/13 (L, 64-48)

Scored 100 points in two consecutive games: vs. CLEVELAND STATE (11/23/16), vs. UT MARTIN (11/25/16), vs. Arizona State (11/28/16)

Scored 100 points in three consecutive games: vs. CLEVELAND STATE (11/23/16), vs. UT MARTIN (11/25/16), vs. Arizona State (11/28/16)

Scored 100 points in consecutive SEC games: 2/27/56 - 3/3/56

SHOOTING PERCENTAGES

Shot 70% or better from the field: .722 (39-54) vs. MISSISSIPPI STATE, 2/15/86

Shot 65% or better from the field: .679 (38-56) vs. TENNESSEE, 1/15/22

Shot 30% or less from the field: .288 (21-73) at Alabama (1/7/23)

Allowed 50% shooting: .500 (26-52) at Florida, 2/22/23

Allowed 60% shooting: .627 (32-51) ARKANSAS, 2/7/23

Allowed 30% or less shooting: .281 (18-64) at Alabama, 2/5/22

Allowed 20% or less shooting: .197 (12-61) vs. MONTANA STATE, 11/23/14

FREE THROWS

Shot 90% or better from FT line: .900 (9-10) vs. A&M-COMMERCE, 11/10/23

Shot 100% from FT Line: 10-10 vs. FLORIDA, 2/22/20

Shot 50% or less from FT line: .500 (5-10) vs. Penn, 12/9/23

Attempted 40 FT: 41 (27-41) vs. TENNESSEE STATE, 11/23/18

Attempted five or less FT: 2 (1-2) at Vanderbilt, 1/24/23

Made 30 FT: 31 (31-36) vs. MISSISSIPPI STATE, 2/4/20

3-POINTERS

Hit 0 3-pointers: 0 (0-10) vs. RICHMOND, 11/29/20

Hit 10 3-pointers: 11 (11-25) vs. ILLINOIS STATE, 12/29/23

Hit 11 3-pointers: 11 (11-25) vs. ILLINOIS STATE, 12/29/23

Hit 12 3-pointers: 12 (12-25) at Louisville, 12/21/23

Hit 13 3-pointers: 16 (16-27) vs. MARSHALL, 11/24/23

Hit 14 3-pointers: 16 (16-27) vs. MARSHALL, 11/24/23

Hit 15 3-pointers: 16 (16-27) vs. MARSHALL, 11/24/23

Hit 16 3-pointers: 16 (16-27) vs. MARSHALL, 11/24/23

Hit 17 3-pointers: 17 (17-32) vs. STONEHILL, 11/17/23

Hit 18 3-pointers: 20 (20-35) vs. LSU, 3/4/95

Hit 19 3-pointers: 20 (20-35) vs. LSU, 3/4/95

Hit 20 3-pointers: 20 (20-35) vs. LSU, 3/4/95

Hit 21 3-pointers: 21 (21-48) vs. North Carolina, 12/27/89

Hit 22 3-pointers: Never

SCORING MARGINS

Won game by 50 points or more: 58 vs. MONTANA STATE (W, 86-28), 11/23/14

Won game by 60 points or more: 62 vs. VANDERBILT (W, 106-44), 3/5/03

Won game by 70 points or more: 74 vs. UT MARTIN (W, 124-50), 11/26/94

Lost game by 20 points or more: 26 at ALABAMA (L, 78-52), 1/7/23

Lost game by 30 points or more: 34 vs. Duke (L, 118-84), 11/6/18

Lost game by 40 points or more: 41 at Vanderbilt (L, 93-52), 2/12/08

Lost game by 50 points or more: 55 at Kansas (L, 150-95), 12/9/89

Lost game by 60 points or more: 70 at Central (L, 87-17), 1/28/1910

Lost game by 70 points or more: 70 at Central (L, 87-17), 1/28/1910

Game decided by one point: vs. Mississippi State, 3/11/21 (L, 74-73)

Game decided by two or fewer points: at Florida, 1/6/24 (W, 87-85)

Game decided by three or fewer points: at Florida, 1/6/24 (W, 87-85)

Two consecutive games decided by one point: vs. NORTH CAROLINA (W, 73-72), 12/3/11; at Indiana (L, 73-72), 12/10/11

Three consecutive games decided by one point: Never

Two consecutive games decided by two or fewer points: Arkansas (L, 81-80), 2/9/21; Auburn (W, 82-80), 2/13/21

Three consecutive games decided by three or fewer points: at Auburn (L, 99-97 OT), 2/11/74, vs. TENNESSEE (W, 61-58), 2/16/74 and at Ole Miss (L, 61-60), 2/18/74

COMEBACKS

Came back from 10-point deficit for win: 87-85 at Florida (1/6/24); Trailed by 11 at 42-31 (2:10 in 1st)

Came back from 11-point deficit for win: 87-85 at Florida (1/6/24); Trailed by 11 at 42-31 (2:10 in 1st)

Came back from 12-point deficit for win: 81-61 vs. A&M-COMMERCE (11/10/23); Trailed by 13 at 19-6 (13:28 in 1st)

Came back from 13-point deficit for win: 81-61 vs. A&M-COMMERCE (11/10/23); Trailed by 13 at 19-6 (13:28 in 1st)

Came back from 14-point deficit for win: 71-70 at Florida (3/7/20); Trailed by 18 at 59-41 (11:48 in 2nd)

Came back from 15-point deficit for win: 71-70 at Florida (3/7/20); Trailed by 18 at 59-41 (11:48 in 2nd)

Came back from 16-point deficit for win: 71-70 at Florida (3/7/20); Trailed by 18 at 59-41 (11:48 in 2nd)

Came back from 17-point deficit for win: 71-70 at Florida (3/7/20); Trailed by 18 at 59-41 (11:48 in 2nd)

Came back from 18-point deficit for win: 71-70 at Florida (3/7/20); Trailed by 18 at 59-41 (11:48 in 2nd)

Came back from 19-point deficit for win: 73-67 vs. Vanderbilt (2/28/17); Trailed by 19 at 25-6 (8:03 in 1st)

Came back from 20-point deficit for win: 82-79 at Vanderbilt (2/22/97); Trailed by 22 at 40-18 (3:51 in 1st)

Came back from 30-point deficit for win: 99-95 at LSU (2/15/94); Trailed by 31 at 68-37 (15:34 in 2nd)

Came back from 31-point deficit for win: 99-95 at LSU (2/15/94); Trailed by 31 at 68-37 (15:34 in 2nd)

REBOUNDS

Pulled down 50 rebounds: 50 (18-32) vs. NORTH FLORIDA, 11/23/22

Pulled down 55 rebounds: 59 (20-39) vs. Arizona State, 11/28/16

Pulled down 60 rebounds: 62 (19-43) vs. Morehead State, 12/16/95

OVERTIME GAMES

Played an overtime game: SAINT JOSEPH'S, 11/20/23 (W, 96-88 OT)

Won an overtime game: SAINT JOSEPH'S, 11/20/23 (W, 96-88 OT)

Lost an overtime game: vs. Michigan State, 11/15/22 (L, 86-77 OT)

Played an SEC overtime game: MISSISSIPPI STATE, 1/25/22 (W, 82-74 OT)

Won an SEC overtime game: MISSISSIPPI STATE, 1/25/22 (W, 82-74 OT)

Lost an SEC overtime game: at Texas A&M, 2/20/16 (L, 79-77 OT)

Played an overtime game in SEC Tournament: vs. Texas A&M, 3/13/16 (W, 82-77 OT)

Won an overtime game in SEC Tournament: vs. Texas A&M, 3/13/16 (W, 82-77 OT)

Played an overtime game in NCAA Tournament: vs. Saint Peter's, 3/17/22 (L, 85-79 OT)

Won an overtime game in NCAA Tournament: vs. St. Bonaventure, 3/16/00 (W, 85-80 2OT)

Lost an overtime game in NCAA Tournament: vs. Saint Peter's, 3/17/22 (L, 85-79 OT)

Played two overtimes: vs. Michigan State, 11/15/22 (L, 86-77 2OT)

Played three overtimes: vs. TEMPLE 12/7/57 (W, 85-83)

Played four or more overtimes: Never

Played two consecutive overtime games: 1/6/15 vs. OLE MISS (W, 89-86) and 1/10/15 at Texas A&M (70-64)

Played three consecutive overtime games: Never



THE LAST TIME A UK OPPONENT ...

INDIVIDUALS

SCORING

Scored 25 points: RJ Davis (27), vs. North Carolina, 12/16/23
Scored 30 points: Kobe Brown (30), at Missouri, 12/28/22
Scored 35 points: Bubba Parham (35), VMI, 11/21/18
Scored 40 points: Elston Turner (40), TEXAS A&M, 1/12/13
Scored 45 points: David Robinson (45), Navy, 1/25/87
Scored 50 points: Austin Carr (50), Notre Dame, 12/29/79
Scored 60 points: Pete Maravich (64), LSU, 2/21/70
Scored 65 points: Never
Two players had 20 points: Zyon Pullin (23), Walter Clayton Jr. (23), at Florida, 1/6/24
Three players had 20 points: Rasir Bolton (24), Drew Timme (22) and Julian Strawther (20), at Gonzaga, 11/20/22
Two players had 30 points: Ronnie Henderson (36) and Claren Ceasar (32), LSU, 2/15/94
Five players scored in double figures: ARKANSAS, 2/7/23

FIELD GOALS

Made 15 FG in a game: David Robinson (17), NAVY, 1/25/87
Made 16 FG in a game: David Robinson (17), NAVY, 1/25/87
Made 17 FG in a game: David Robinson (17), NAVY, 1/25/87
Made 18 FG in a game: Steve Downing (19), Indiana, 12/11/71
Made 19 FG in a game: Steve Downing (19), Indiana, 12/11/71
Made 20 FG in a game: Johnny Neumann (20), Ole Miss, 1/2/71
Made 21 FG in a game: Austin Carr (21), Notre Dame, 12/29/70
Made 22 FG in a game: Austin Carr (22), Notre Dame, 3/12/70
Made 23 FG in a game: Pete Maravich (23), LSU, 2/21/70
Made 24 FG in a game: Never
Attempted 17 FG in a game: Walter Clayton Jr. (17), at Florida, 1/6/24
Attempted 18 FG in a game: RJ Davis (18), vs. North Carolina, 12/16/23
Attempted 19 FG in a game: Obinna Anochili-Killen (20), vs. MARSHALL, 11/24/23
Attempted 20 FG in a game: Obinna Anochili-Killen (20), vs. MARSHALL, 11/24/23
Attempted 25 FG in a game: JD Notae (26), Arkansas, 2/26/22
Attempted 30 FG in a game: Freeman Williams (40), Portland State, 12/16/17
Attempted 35 FG in a game: Freeman Williams (40), PORTLAND STATE, 12/16/77
Attempted 40 FG in a game: Freeman Williams (40), PORTLAND STATE, 12/16/77
Attempted 45 FG in a game: Johnny Neumann (50), Ole Miss, 1/2/71
Attempted 50 FG in a game: Johnny Neumann (50), Ole Miss, 1/2/71
Attempted 53 FG in a game: Pete Maravich (53), LSU, 2/22/69
Attempted 54 FG in a game: Never

3-POINTERS

Made 5 3-pointers in a game: Erik Reynolds III (6), vs. SAINT JOSEPH'S, 11/20/23
Made 6 3-pointers in a game: Erik Reynolds III (6), vs. SAINT JOSEPH'S, 11/20/23
Made 7 3-pointers in a game: Keon Ellis (7), ALABAMA, 2/19/22
Made 8 3-pointers in a game: Bubba Parham (10), VMI, 11/18/18
Made 9 3-pointers in a game: Bubba Parham (10), VMI, 11/18/18
Made 10 3-pointers in a game: Bubba Parham (10), VMI, 11/18/18
Made 11 3-pointers in a game: Corey Allmond (11), Sam Houston State, 11/19/2009
Made 12 3-pointers in a game: Never
Attempted 10 3-pointers in a game: Walter Clayton Jr. (11), at Florida, 1/6/24
Attempted 15 3-pointers in a game: Bubba Parham (16), VMI, 11/18/18
Attempted 16 3-pointers in a game: Bubba Parham (16), VMI, 11/18/18
Attempted 17 3-pointers in a game: Chris Jackson (17), LSU, 2/15/90
Attempted 18 3-pointers in a game: Jeff Boschee (18), Kansas, 3/14/99
Attempted 19 3-pointers in a game: Never

FREE THROWS

Made 10 FT in a game: Hunter Dickinson (10), vs. Kansas, 11/14/23
Made 11 FT in a game: Xavier Pinson (12), LSU, 2/23/22
Made 12 FT in a game: Xavier Pinson (12), LSU, 2/23/22
Made 13 FT in a game: Samir Doughty (14), Auburn, 2/1/20

Made 14 FT in a game: Samir Doughty (14), Auburn, 2/1/20
Made 15 FT in a game: Brenton Williams (15), South Carolina, 3/1/14
Made 16 FT in a game: Dan Cross (16), FLORIDA, 2/18/95
Made 17 FT in a game: John Mengelt (17), AUBURN, 3/2/70
Made 18 FT in a game: Pete Maravich (18), LSU, 2/21/70
Made 19 FT in a game: Never
Attempted 15 FT in a game: Samir Doughty (15), Auburn, 2/1/20
Attempted 20 FT in a game: Harding McCaleb (25), Louisville, 2/22/1916
Attempted 25 FT in a game: Harding McCaleb (25), Louisville, 2/22/1916
Attempted 26 FT in a game: Never

REBOUNDS

15 Rebs: Myles Foster (15), vs. ILLINOIS STATE, 12/29/23
16 Rebs: Hunter Dickinson (21), vs. Kansas, 11/14/23
17 Rebs: Hunter Dickinson (21), vs. Kansas, 11/14/23
18 Rebs: Hunter Dickinson (21), vs. Kansas, 11/14/23
19 Rebs: Hunter Dickinson (21), vs. Kansas, 11/14/23
20 Rebs: Hunter Dickinson (21), vs. Kansas, 11/14/23
25 Rebs: Leon Douglas (25), ALABAMA, 1/20/75
30 Rebs: Kenneth Stanley (30), SOUTHERN CAL, 12/4/61
31 Rebs: Never
Two players had 10 rebounds: Hunter Dickinson (21) and Kevin McCullar Jr. (10), vs. Kansas, 11/14/23
Three players had 10 rebounds: Craig Victor II (12), Tim Quarterman (10), Ben Simmons (10), LSU, 1/5/16

ASSISTS

10 assists: Kevin McCullar Jr. (10), vs. Kansas, 11/14/23
11 assists: Dwyane Wade (11), Marquette, 3/29/03
12 assists: Edgar Padilla (12), UMass, 3/30/96
13 assists: Billy McCaffrey (14), Vanderbilt, 1/13/93
14 assists: Billy McCaffrey (14), Vanderbilt, 1/13/93
15 assists: Eric Richardson (15), Alabama, 2/4/84
16 assists: Never

BLOCKS

5 blocks: Makhel Mitchell (5), ARKANSAS, 2/7/23
6 blocks: Jamarion Sharp (7), WESTERN KENTUCKY, 12/22/21
7 blocks: Jamarion Sharp (7), WESTERN KENTUCKY, 12/22/21
8 blocks: Jarvis Varnado (10), Mississippi State, 1/15/08
9 blocks: Jarvis Varnado (10), Mississippi State, 1/15/08
10 blocks: Jarvis Varnado (10), Mississippi State, 1/15/08
11 blocks: Samaki Walker (11), Louisville, 1/1/95
12 blocks: Never

STEALS

5 steals: Anthony Black (5), ARKANSAS, 2/7/23
6 steals: Mark Sears (6), at Alabama, 1/7/23
7 steals: Ben Simmons (7), LSU, 3/5/16
8 steals: Never

TRIPLE-DOUBLE

Had a triple-double: Kevin McCullar Jr. 12 points, 10 rebounds, 10 assists, vs. Kansas, 11/14/23

TEAM

SCORING

Scored 90 or more points: 118, Duke, 11/6/18 (L, 118-84)
Scored 90 or more points (SEC game): 90, Georgia, 3/4/09 (L, 90-85)
Scored 100 or more points: 118, Duke, 11/6/18 (L, 118-84)
Scored 100 or more points (SEC game): 101, Arkansas, 2/10/93 (L, 101-94)
Scored 110 or more points: 118, Duke, 11/6/18 (L, 118-84)
Scored 110 or more points (SEC game): 110, Vanderbilt, 3/4/67 (L, 110-94)
Scored 120 or more points: 121, North Carolina, 12/27/89 (L, 121-110)
Scored 120 or more points (SEC game): Never
Scored 130 or more points: 150, Kansas, 12/9/89 (L, 150-95)
Scored 140 or more points: 150, Kansas, 12/9/89 (L, 150-95)
Scored 150 or more points: 150, Kansas, 12/9/89 (L, 150-95)
Scored 160 or more points: Never
Scored less than 50 points: 46, NEW MEXICO STATE, 11/6/23 (W, 86-46)
Scored less than 50 points (SEC game): 48, SOUTH CAROLINA, 2/5/19 (W, 76-48)
Scored less than 40 points: 39, West Virginia, 3/26/15 (W, 78-39)
Scored less than 40 points (SEC game): 37, MISSOURI, 1/13/15 (W, 86-37)

Scored less than 30 points: 28, MONTANA STATE, 11/23/14 (W, 86-28)
Scored less than 30 points (SEC game): 26, GEORGIA TECH, 1/28/46 (W, 86-37)
Scored less than 20 points: 18, WESTERN ONTARIO, 12/10/49 (W, 90-21)
Scored less than 20 points (SEC game): 18, ALABAMA, 2/10/40 (W, 46-18)
Scored less than 10 points: 9, Tulane, 12/21/34 (W, 39-9)
Scored less than 10 points (SEC game): Never

SHOOTING PERCENTAGES

Shot 70% from the field: Never
Shot 60% from the field: .627 (32-51), ARKANSAS, 2/7/23
Shot 50% from the field: .500 (26-52), at Florida, 2/22/23
Shot 30% or less from the field: .281 (18-64) at Alabama, 2/5/22
Shot 20% or less from the field: .197 (12-61), MONTANA STATE, 11/23/14
Shot 10% or less from the field: Never (shooting percentages not recorded prior to 1947)

3-Pointers

Made 10 or more 3-pointers: 11 (11-31), UNC WILMINGTON, 12/2/23
Made 15 or more 3-pointers: 15 (15-37), SAINT JOSEPH'S, 11/20/23
Made 20 or more 3-pointers: Never
Made zero 3-pointers: 0 (0-15), Auburn, 1/19/13
Attempted 30 or more 3-pointers: 31 (9-31), at Florida, 1/6/24

FREE THROWS

Shot 90% or better from FT line: 90.0 (18-20), vs. Vanderbilt, 3/10/23
Shot 100% from FT Line: 16-16, TEXAS A&M, 1/21/23
Shot 50% or less from FT line: .455 (5-11), A&M-COMMERCE, 11/10/23
Attempted 40 FT: 44 (33-44), Auburn, 2/1/20
Attempted five or less FT: 5 (5-5), NEW MEXICO STATE, 11/6/23
Made 30 FT: 33 (33-44), Auburn, 2/1/20

REBOUNDS

Pulled down 50 rebounds: 54 (17-37), Florida, 2/4/17
Pulled down 20 offensive rebounds: 23, LSU, 2/18/20



RUPP ARENA AT CENTRAL BANK CENTER

Year-by-Year Records

Season	W-L	Percentage
2023-24	8-1	.889
2022-23	14-4	.778
2021-22	18-0	1.000
2020-21	5-6	.455
2019-20	16-2	.889
2018-19	17-1	.944
2017-18	16-2	.889
2016-17	15-2	.882
2015-16	17-0	1.000
2014-15	19-0	1.000
2013-14	16-2	.889
2012-13	16-2	.889
2011-12	18-0	1.000
2010-11	15-0	1.000
2009-10	18-0	1.000
2008-09	12-6	.667
2007-08	14-4	.778
2006-07	14-2	.875
2005-06	10-5	.667
2004-05	14-1	.933
2003-04	11-2	.846
2002-03	12-1	.923
2001-02	12-3	.800
2000-01	11-1	.917
1999-2000	14-0	1.000
1998-99	12-1	.923
1997-98	9-3	.750
1996-97	12-1	.923
1995-96	13-0	1.000
1994-95	12-1	.923
1993-94	13-1	.929
1992-93	16-0	1.000
1991-92	15-2	.882
1990-91	13-0	1.000
1989-90	13-2	.867
1988-89	8-6	.571
1987-88	14-2	.875
1986-87	13-2	.867
1985-86	18-0	1.000
1984-85	11-3	.786
1983-84	16-0	1.000
1982-83	14-1	.933
1981-82	15-1	.938
1980-81	15-0	1.000
1979-80	12-3	.800
1978-79	11-4	.733
1977-78	16-0	1.000
1976-77	12-2	.857
Total	655-82	.890

Year Opened:	1976
First Game:	Nov. 27, 1976
All-Time Record:	655-81 (89.0%)
Record Under Calipari:	228-22 (91.2%)
Capacity:	20,500
Record Crowd:	24,479 (1/20/10)
Longest Win Streak:	54 (11/9/10-12/1/12)
Current Win Streak:	2

Cats Rock at Rupp

The Wildcats are 655-82 (89.0%) in Rupp Arena. Among the most notable marks of dominance as the nation's toughest venue to play include:

- School record 54-game winning streak to begin the John Calipari era
- Kentucky is 352-49 (87.8%) in regular-season SEC games in Rupp
- The Wildcats set a program home record of 19 wins in 2014-15
- UK has gone undefeated at home in six of Calipari's 14 seasons
- Kentucky has a perfect mark in 14 of Rupp Arena's 46 seasons

600 Wins at Rupp in Record Time

With a victory over Fairleigh Dickinson on Dec. 7, 2019, Kentucky reached the 600-win mark at Rupp Arena faster than any other program in NCAA Division I level history. UK needed just 670 games to reach win No. 600 in Rupp Arena.

It took UCLA, which previously owned the fastest pace to 600 wins, 689 games in Pauley Pavilion. Only one other team, Kansas, achieved win No. 600 in fewer than 700 games at its home venue. The Jayhawks reached the significant win in their 699th game.

Cal Owns Longest Win Streaks in Rupp

With UK's 2011-12 season-opening victory over Marist, UK head coach John Calipari recorded his 34th consecutive win in Rupp Arena as UK's head coach. It broke former UK head coach Rick Pitino's longest streak of 33 games in the venue.

The winning streak reached as long as 54 games. Calipari didn't suffer his first loss in Rupp Arena until losing to Baylor in his fourth season, in 2012-13. The 54-game run, however, was his longest career home winning streak. He also had the second-longest streak in the arena as the Cats won 42 straight from March 4, 2014 to Nov. 25, 2016.

New Court Design in 2023-24

A new basketball court is slated to come to Rupp Arena at Central Bank Center in 2023-24. It features the UK logo at midcourt and a contrasting wood stain outline of the State of Kentucky earlier this season. The updated court design also features perimeter borders painted Kentucky Blue with the Kentucky Wordmark on each baseline, the Rupp Arena at Central Bank Center logos on the wings and the Southeastern Conference logos in the lanes.

The Cawood's Court marker memorializing legendary radio play-by-play announcer Cawood Ledford remains at midcourt in front of the broadcast table on the opposite side from the team benches, and the UK logo with "Mr. Wildcat" honoring longtime manager Bill Keightley is still in front of the UK bench.

Pack the House

Until reducing capacity for the 2019-20 season, Kentucky had led the nation in average home attendance in 20 of 24 seasons. That number included a Rupp Arena record of 24,110 in John Calipari's first season (2009-10) as head coach and averaging more than 23,000 in seven of Calipari's first 10 seasons.

Kentucky averaged 19,873 in 18 home games in 2022-23.

The Top-Ranked Team at Home

Kentucky has lost just four times at home as the Associated Press top-ranked team in the history of the program and just three times in Rupp Arena. Prior to the losses to Evansville (Nov. 12, 2019) and UCLA (Dec. 3, 2016), the other two losses came by just one point.

The Wildcats are 54-3 all-time as the AP No. 1 team in Rupp Arena since its opening in 1976. The first loss was to Auburn, 53-52, on Jan. 9, 1988.

Coach Cal in Rupp Arena

It's been downright difficult to beat Kentucky in Rupp Arena during the John Calipari era. UK is 228-22 (91.2%) in Rupp Arena under Calipari.

- Kentucky is 26-7 (78.8%) vs. Associated Press Top 25 opponents in Rupp in the Calipari era
- UK is 202-15 (93.1%) vs. AP unranked teams in Rupp under Calipari
- The Wildcats are 118-8 (93.7%) at home vs. nonconference foes under Calipari
- Calipari notched his 100th career win in Rupp Arena as Kentucky's coach with the Wildcats' 110-75 rout of Auburn on Feb. 21, 2014. It took Calipari 104 games to reach the century mark, the fastest of any UK coach

Cal is All-Time Winningest Coach in Rupp History

With a 101-70 victory over Cleveland State on Nov. 23, 2016, John Calipari passed former UK head coach Joe B. Hall for most wins in Rupp Arena. Calipari now has 228 wins inside the historic venue, more than 100 than Hall's 122 victories.

2023-24 Opponent Breakdown

New Mexico State (Nov. 6)

All-time games in Rupp Arena: 1
UK record in Rupp vs. NMSU: 1-0
Last time in Rupp Arena: UK, 86-46 (11/6/23)

Texas A&M-Commerce (Nov. 10)

All-time games in Rupp Arena: 1
UK record in Rupp vs. TAMUC: 1-0
Last time in Rupp Arena: UK, 81-61 (11/10/23)

Stonehill (Nov. 17)

All-time games in Rupp Arena: 1
UK record in Rupp vs. SC: 1-0
Last time in Rupp Arena: UK, 101-67 (11/17/23)

Saint Joseph's (Nov. 20)

All-time games in Rupp Arena: 1
UK record in Rupp vs. SJU: 1-0
Last time in Rupp Arena: UK, 96-88^{OT} (11/20/23)

Marshall (Nov. 24)

All-time games in Rupp Arena: 5
UK record in Rupp vs. MU: 5-0
Last time in Rupp Arena: UK, 118-82 (11/24/23)

Miami (Nov. 28)

All-time games in Rupp Arena: 3
UK record in Rupp vs. UM: 2-1
Last time in Rupp Arena: UK, 95-73 (11/28/23)

UNC Wilmington (Dec. 2)

All-time games in Rupp Arena: 1
UK record in Rupp vs. UNCW: 0-1
Last time in Rupp Arena: UNCW, 80-73 (12/2/23)

Illinois State (Dec. 29)

All-time games in Rupp Arena: 2
UK record in Rupp vs. ISU: 2-0
Last time in Rupp Arena: UK, 90-76 (12/29/23)

Missouri (Jan. 9)

All-time games in Rupp Arena: 6
UK record in Rupp vs. MU: 7-0
Last time in Rupp Arena: UK, 90-77 (1/9/24)

Mississippi State (Jan. 17)

All-time games in Rupp Arena: 32
UK record in Rupp vs. MSU: 30-2
Last time in Rupp Arena: UK, 82-74^{OT} (1/25/22)

Georgia (Jan. 20)

All-time games in Rupp Arena: 43
UK record in Rupp vs. UGA: 39-4
Last time in Rupp Arena: UK, 85-71 (1/17/23)

Florida (Jan. 31)

All-time games in Rupp Arena: 47
UK record in Rupp vs. UF: 38-9
Last time in Rupp Arena: UK, 72-67 (2/4/23)

Tennessee (Feb. 3)

All-time games in Rupp Arena: 47
UK record in Rupp vs. UT: 40-7
Last time in Rupp Arena: UK, 66-54 (2/18/23)

Gonzaga (Feb. 10)

All-time games in Rupp Arena: 0
UK record in Rupp vs. GU: 0-0
Last time in Rupp Arena: n/a

Ole Miss (Feb. 13)

All-time games in Rupp Arena: 33
UK record in Rupp vs. OM: 32-1
Last time in Rupp Arena: UK, 83-72 (3/1/22)

Alabama (Feb. 24)

All-time games in Rupp Arena: 34
UK record in Rupp vs. UA: 28-6
Last time in Rupp Arena: UK, 90-81 (2/23/22)

Arkansas (March 2)

All-time games in Rupp Arena: 18
UK record in Rupp vs. UA: 13-5
Last time in Rupp Arena: UA, 88-73 (2/7/23)

Vanderbilt (March 6)

All-time games in Rupp Arena: 45
UK record in Rupp vs. VU: 42-3
Last time in Rupp Arena: VU, 68-66 (3/1/23)



COACH CALIPARI

Calipari Reaches 800 Career Victories in 2021-22; Nearing 400 Wins at Kentucky in 2023-24

With Kentucky's overtime win over Mississippi State on Jan. 25, 2022, John Calipari reached 800 on-court wins. At the time he was one of just 22 coaches, regardless of NCAA level of classification, to reach that barrier. Only 14 coaches have done it with at least 10 seasons at the Division I level.

Calipari became the fourth-fastest coach to 800 on-court wins ever at 1,037 games. Only Adolph Rupp (972 games), Roy Williams (1,012 games) and Dean Smith (1,029 games) did it faster. At Kentucky, Calipari owns the second-most wins in program history, trailing only the legendary Adolph Rupp, who led the Wildcats for 41 seasons and spanned 1,066 games.

Although Calipari is still climbing the charts, he is doing it nearly as fast as anyone else in NCAA history. When he and Kentucky defeated Ole Miss on March 5, 2019, Calipari became the fourth-fastest coach to 300 wins (369 games) at one program in NCAA history. Only Bill Self (358 games at Kansas), Claire Bee (359 games at Long Island) and Rupp (366 at UK) got there faster.

Calipari is one victory shy of amassing 400 wins as UK's head coach. Entering the away game at Texas A&M he owns a 399-115 record as UK's coach.

Coaching On-Court Win Totals at the Division I Level through games on Jan. 6, 2024:

1. Mike Krzyzewski - 1,202
2. Adolph Rupp - 972
3. Roy Williams - 1,012
4. Dean Smith - 1,029
5. Bill Self - 358
6. Claire Bee - 359
7. Adolph Rupp - 366
8. Bob Huggins - 863
9. Rick Pitino - 845 (active)
10. John Calipari - 844 (active)

Calipari Ahead of the Pack at Kentucky

Through 14 seasons at Kentucky, John Calipari's time in Lexington has been every bit as successful -- and more -- as fans hoped it would when he agreed to become the head coach at Kentucky in the spring of 2009.

By just about every measure, he is the most successful coach in college basketball during the last decade-plus. Among schools who have been to at least two Final Fours since 2009-10, Calipari ranks:

- First in NCAA Tournament wins (32)
- First in Final Four appearances (four)
- First in Elite Eight appearances (seven)
- First in Sweet Sixteen appearances (eight)
- Second in league tournament titles (six)
- Third in regular-season conference titles (six)
- Third in NCAA titles (one)

First-Ballot Hall of Famer

Kentucky men's basketball coach John Calipari joined basketball's fraternity of legends in September 2015 after being elected to the Naismith Memorial Basketball Hall of Fame on the first ballot.

Calipari joined an elite group of basketball players and coaches in the Naismith Hall of Fame, considered to be one of the ultimate honors in the sport. The Class of 2015 included Calipari, Dick Betveta, Wildcat Louie Dampier, Lindsay Gaze, Tom Heinsohn, John Isaacs, Spencer Haywood, Lisa Leslie, Dikembe Mutombo, George Raveling and JoJo White.

Calipari was inducted in Springfield, Massachusetts. Nearly 70 former players joined him on stage during his acceptance speech.

Calipari Receives Jefferson Award

Kentucky men's basketball head coach John Calipari received the Jefferson Award for Outstanding Public Service in Sports by Multiplying Good on Nov. 2, 2022. For more than 50 years, Multiplying Good has honored those who put others first. Those receiving the Jefferson Award are empowered to do more, while their stories of extraordinary public service inspire others to action. It is an award that underscores impact.

- Founded over 50 years ago by Jackie Kennedy Onassis, Sen. Bob Taft Jr., and Sam Beard, Multiplying Good is the world's most foremost and highly celebrated organization focused on and honoring public service
- Other recipients of the Jefferson Award include Arthur Ashe, Tom Brokaw, Larry Fitzgerald, Betty Ford, John Glenn, Bob Hope, Steve Jobs, Shaquille O'Neal, General Colin Powell, John D. Rockefeller and Oprah Winfrey
- Calipari is the first men's college basketball coach to receive the honor

Coach Cal Immortalized at UMass, Clarion, Conference USA

John Calipari's Hall of Fame rise began at UMass, and the school honored his program's breakthrough in the 1990s by unveiling a statue of Calipari on the Amherst campus in September 2021. Calipari was one of four icons synonymous with UMass basketball to earn the honor. Calipari's statue was unveiled next to Marcus Camby, Julius Erving and the late Jack Leaman outside the Mullins Center.

At UMass, Calipari led the Minutemen to a 193-71 on-court record in his eight seasons as head coach from 1989-96. His .731 career winning percentage remains the best in school

history, and he ranks second all-time at UMass in victories with 193. Calipari led UMass to five straight NCAA Tournament appearances from 1992 to 1996 after UMass had gone to the NAAs only once in the first 81 years of the program. His Minutemen made the Atlantic 10's first and only Final Four appearance during the 1996 season, during which they went 35-2 overall and spent 10 weeks ranked No. 1 in the nation. Following the 1996 season, Calipari was named National Coach of the Year by the National Association of Basketball Coaches, The Sporting News and Naismith.

Not only did John Calipari have a statue erected in his honor, the court at Clarion -- Calipari's alma mater -- is now named after the Hall of Famer. The court in Tippin Gymnasium was officially renamed the John V. Calipari Court in September 2021 and will be known as Coach Cal Court.

Like many coaches, Calipari began his career in basketball on the court as a player. He he was a star high school basketball player at Moon High School in Western Pennsylvania under another Clarion graduate Joe Sacco. Calipari started his college playing career at UNC Wilmington before transferring to Clarion in 1981, helping the Golden Eagles reach their first NCAA Division II Tournament in program history that year.

In the summer of 2022, Calipari was enshrined into the Conference USA Hall of Fame. Calipari is being honored by the league for his impressive tenure as head men's basketball coach at the University of Memphis, where he coached from the 2000-01 season through 2008-09. Calipari led the Tigers to the 2008 NCAA title game, including 38 wins that season, making him the winningest coach for a single season in NCAA history. As a result, he earned his second Naismith National Coach of the Year honor, becoming only the second coach to earn the honor multiple times since its inception in 1987. He was also C-USA Coach of the Year that season.

Calipari, the 2009 Sports Illustrated National Coach of the Year, led the Tigers to nine straight 20-win campaigns and nine consecutive postseason appearances, the only Memphis coach to do that. He posted 252 on-court wins -- 28.0 wins per season -- as the Tigers' head coach, making him the winningest coach in school history. From 2006-08, the Tigers won 104 games, making Calipari the winningest head coach in NCAA Division I history in a three-year span.

Calipari Named Coach of the Decade

Underscored by more victories than any other coach or program in his first 10 seasons at the helm at Kentucky, more Final Four appearances, a record number of NBA Draft picks, and the 2012 national championship, John Calipari was named the College Basketball Coach of the Decade by Sporting News in January 2020.

In a piece penned by national writer Mike DeCourcy, Sporting News credited Calipari for changing the college basketball landscape. Detailing Calipari's success -- what DeCourcy described as a "college basketball revolution" -- DeCourcy wrote that "no one defined the 2010s in the same way as Calipari ... nor achieved the same degree of consistent success."

In an era where kids can enter the NBA Draft at 19 years old, Calipari masterfully balances the priority of players' long-term professional dreams with individual and team development, leading to on-court success that no other team has matched.

Calipari Unrivaled in Conference

John Calipari has won 16 league regular-season championships (including six Southeastern Conference titles) seven more than the next-closest coach in the SEC (Bruce Pearl has nine). Calipari has won six SEC Tournament championships at Kentucky and owns 15 conference tournament titles in his career, 10 more than his closest competitor (Nate Oats).

Calipari has tallied a 395-126 (75.8%) all-time record within conference play as a head coach and owns a 187-60 (75.7%) record since joining the SEC.

Although he's been publicly outspoken against conference tournaments -- only because he doesn't favor playing three or more games on consecutive days to win the tournament -- his teams have gotten up for them. Calipari's teams at UMass, Memphis and Kentucky have been to 19 conference championship games in his career, winning a remarkable 15 of them. Calipari is 58-15 (79.5%) all-time in conference tournaments, including 24-7 (77.4%) at UK. Calipari ranks third in SEC Tournament wins.

There's No Place Like Home

John Calipari-coached teams have posted an all-time record of 467-54 (89.6%) record at home in his stops at UMass, Memphis and Kentucky. At UK, Coach Cal is 228-22 (91.2%) in Rupp Arena.

In six of Calipari's seasons at Kentucky, the Wildcats have posted an undefeated record at home, including a school-record 19-0 mark during the 2014-15 season.

Calipari owns both of UK's longest winning streaks in the arena. He began his career at UK with a 54-game winning streak at Rupp Arena. It was the longest winning streak since the arena opened in 1976. With a win over Georgia on Feb. 9, 2016, he secured the second-longest streak in the storied building at 34 games (which ended at 42).

	Coach	Streak (Yrs)
1.	John Calipari	54 (2010-13)
2.	John Calipari	42 (2014-17)
3.	Rick Pitino	33 (1992-94)
4.	Joe B. Hall	30 (1981-82)
5.	John Calipari	28 (2021-23)



COACH CALIPARI

UK vs. AP Ranked Foes Under Cal Record as AP Top-Ranked Coach Since 2009-10

Coach	Schools	Records
1. John Calipari	Kentucky	69-8
2. Mark Few	Gonzaga	68-8
3. Mike Krzyzewski	Duke	53-12
4. Bill Self	Kansas	51-10
5. Jay Wright	Villanova	28-6
6. Scott Drew	Baylor	16-4
7. Jim Boeheim	Syracuse	15-4
8. Tom Crean	Indiana	14-3
Matt Painter	Purdue	14-6
10. Thad Matta	Ohio State	13-2

Record as AP Top-Ranked Coach Active

Coach	Schools	Records
1. John Calipari	UK, Memphis, UMass	110-13
2. Mark Few	Gonzaga	68-8
3. Bill Self	Kansas	53-11
4. Bruce Weber	Illinois	30-2
5. Thad Matta	Ohio State	22-3
6. Scott Drew	Baylor	16-4
7. Tom Izzo	Michigan State	15-5
8. Matt Painter	Purdue	14-6
9. Sean Miller	Arizona	12-1
10. Rick Barnes	Texas, Tennessee	9-3

as of Jan. 9, 2024

All-Time Calipari Draft Picks

Player (School)	Round	Year (Overall)
Bam Adebayo (UK)	First	2017 (14)
Eric Bledsoe (UK)	First	2010 (18)
Devin Booker (UK)	First	2015 (13)
Brandon Boston Jr. (UK)	Second	2021 (51)
Antonio Burks (MEM)	Second	2004 (36)
Marcus Camby (UMASS)	First	1996 (2)
Rodney Carney (MEM)	First	2006 (16)
DeMarcus Cousins (UK)	First	2010 (5)
Willie Cauley-Stein (UK)	First	2015 (6)
Anthony Davis (UK)	First	2012 (1)
Hamidou Diallo (UK)	Second	2018 (45)
Joey Dorsey (MEM)	Second	2008 (33)
C. Douglas-Roberts (MEM)	Second	2008 (40)
Robert Dozier (MEM)	Second	2009 (60)
Tyrese Evans (MEM)	First	2009 (4)
De'Aaron Fox (UK)	First	2017 (5)
S. Gilgeous-Alexander (UK)	First	2018 (11)
Archie Goodwin (UK)	First	2013 (29)
Josh Harrellson (UK)	Second	2011 (45)
Andrew Harrison (UK)	Second	2015 (44)
Tyler Herro (UK)	First	2019 (13)
Isaiah Jackson (UK)	First	2021 (22)
Dakari Johnson (UK)	Second	2015 (48)
Keldon Johnson (UK)	First	2019 (29)
Terrence Jones (UK)	First	2012 (18)
Enes Kanter (UK)	First	2011 (3)
Michael Kidd-Gilchrist (UK)	First	2012 (2)
Brandon Knight (UK)	First	2011 (8)
Kevin Knox (UK)	First	2018 (9)
Skal Labissière (UK)	First	2016 (28)
Doron Lamb (UK)	Second	2012 (42)
DeAndre Liggins (UK)	Second	2011 (53)
Chris Livingston (UK)	Second	2023 (58)
Trey Lyles (UK)	First	2015 (12)
Tyrese Maxey (UK)	First	2020 (21)
Darius Miller (UK)	Second	2012 (46)
Malik Monk (UK)	First	2017 (11)
Jamal Murray (UK)	First	2016 (7)
Nerlens Noel (UK)	First	2013 (6)
Daniel Orton (UK)	First	2010 (29)
Patrick Patterson (UK)	First	2010 (14)
Immanuel Quickley (UK)	First	2020 (25)
Julius Randle (UK)	First	2014 (7)
Nick Richards (UK)	Second	2020 (42)
Lou Roe (UMass)	Second	1995 (30)
Derrick Rose (MEM)	First	2008 (1)
Shaeldon Sharpe (UK)	First	2022 (7)
Marquis Teague (UK)	First	2012 (29)
Karl-Anthony Towns (UK)	First	2015 (1)
Tyler Ulis (UK)	Second	2016 (34)
Jarred Vanderbilt (UK)	Second	2018 (41)
Dajuan Wagner (MEM)	First	2002 (6)
John Wall (UK)	First	2010 (1)
Cason Wallace (UK)	First	2023 (10)
PJ Washington (UK)	First	2019 (12)
TyTy Washington Jr. (UK)	First	2022 (29)
Shawne Williams (MEM)	First	2006 (17)
James Young (UK)	First	2014 (17)

Life Away From Home Isn't So Bad Either

As good as John Calipari's team's have been at home, they're pretty good in hostile environments on the road. Dating back to the 2005-06 season, Calipari has recorded a 126-62 (67.0%) record on the road. At neutral-site venues, Kentucky is 85-34 (71.4%) under Calipari.

Calipari in Elite Company with Conference Championships

When Kentucky clinched a share of the 2017 Southeastern Conference championship, John Calipari became the first NCAA Division I coach to lead three different programs (UMass, Memphis, Kentucky) to five on-court regular-season league titles five different times. He won the Atlantic 10 at the helm of UMass in 1992, '93, '94, '95 and '96, Memphis claimed the Conference USA crown in 2004, '06, '07, '08 and '09, and Kentucky has captured the SEC six times in 2010, '12, '15, '16, '17 and '20.

Perhaps more impressive is that Calipari has 31 combined regular-season and tournament championships after clinching the SEC regular-season crown in 2020. That trails only Mark Few of Gonzaga (41 titles), among all active coaches. All-time, Calipari trails only the great Adolph Rupp (41) and Few. Bill Self (Kansas) also has 31 combined titles.

Calipari at No. 1

John Calipari is one of just two coaches (Frank McGuire) to lead three programs to a No. 1 ranking in the Associated Press Top 25.

Calipari has led seven of his 15 UK teams to the No. 1 ranking and eight of his last 17 teams to the top (he's done it 10 times overall). When Coach Cal's teams are at the top, they're difficult to knock off:

- Calipari is 110-13 (89.4%) as the top-ranked Associated Press Top 25 coach in the country

UK Collegiate Awards Under Calipari

National Player of the Year John Wall (2010) <i>Adolph Rupp, Yahoo!, Rivals</i>	Julius Randle 2014 (Coaches/AP) Karl-Anthony Towns 2015 (Coaches/AP) Malik Monk 2017 (Coaches/AP) Kevin Knox 2018 (Coaches) Tyler Herro 2019 (AP) Keldon Johnson 2019 (Coaches)	Willie Cauley-Stein 2013 Archie Goodwin 2013 Nerlens Noel 2013 Alex Poythress 2013 Julius Randle 2014 James Young 2014 Devin Booker 2015 Trey Lyles 2015 Karl-Anthony Towns 2015 Tyler Ulis 2015 Jamal Murray 2016 Bam Adebayo 2017 De'Aaron Fox 2017 Malik Monk 2017 Shai Gilgeous-Alexander 2018 Kevin Knox 2018 Tyler Herro 2019 Keldon Johnson 2019 Tyrese Maxey 2020 Isaiah Jackson 2021 TyTy Washington Jr. 2022 Chris Livingston 2023 Cason Wallace 2023	2013 2013 2013 2013 2014 2014 2015 2015 2015 2015 2016 2017 2017 2018 2018 2019 2019 2020 2021 2022 2023 2023
SEC Sixth Man of the Year Oscar Tshiebwe (2022) <i>AP, CBS, College Hoops Today, NABC, Naismith, Sporting News, The Athletic, The Field of 68, USBWA, USA Today, Wooden</i>	Darius Miller 2012 (Coaches) Kyle Wiltjer 2013 (Coaches) Devin Booker 2015 (Coaches) Antonio Reeves 2023 (Coaches)		
All-America Honors (NCAA Recognized) DeMarcus Cousins (2010) <i>AP (1), NABC (2), USBWA (2), SN (2)</i>	CoSIDA Academic All-America Alex Poythress (2nd) 2016		
All-SEC John Wall (2010) <i>AP (1), NABC (1), USBWA (1), SN (1)</i>	DeMarcus Cousins (2010) 1st (Coaches/AP) Patrick Patterson (2010) 1st (Coaches)/2nd (AP) John Wall (2010) 1st (Coaches/AP) Terrence Jones (2011) 1st (Coaches/AP) Brandon Knight (2011) 1st (Coaches)/2nd (AP) Anthony Davis (2012) 1st (Coaches/AP) Terrence Jones (2012) 2nd (Coaches/AP) Doron Lamb (2012) 2nd (Coaches) Nerlens Noel (2013) 1st (Coaches/AP) Julius Randle (2014) 1st (Coaches/AP) James Young (2014) 2nd (Coaches) Devin Booker (2015) 2nd (Coaches) Willie Cauley-Stein (2015) 1st (Coaches/AP) Aaron Harrison (2015) 2nd (Coaches/AP) Karl-Anthony Towns (2015) 1st (Coaches/AP) Jamal Murray (2016) 1st (Coaches/AP) Tyler Ulis (2016) 1st (Coaches/AP) Bam Adebayo (2017) 2nd (Coaches/AP) De'Aaron Fox (2017) 1st (Coaches/AP) Malik Monk (2017) 1st (Coaches/AP) Shai G.-Alexander (2018) 2nd (Coaches) Kevin Knox (2018) 1st (Coaches) Tyler Herro (2019) 2nd (Coaches) Keldon Johnson (2019) 2nd (Coaches) PJ Washington (2019) 1st (Coaches/AP) Tyrese Maxey (2020) 2nd (Coaches) Nick Richards (2020) 1st (Coaches/AP) Immanuel Quickley (2020) 1st (Coaches/AP) Oscar Tshiebwe (2022) 1st (Coaches/AP) TyTy Washington Jr. (2022) 2nd (Coaches) Sahvir Wheeler (2022) 2nd (Coaches/AP) Oscar Tshiebwe (2023) 1st (Coaches/AP)		
NCAA Final Four Team Anthony Davis (MVP) 2012 Michael Kidd-Gilchrist 2012 Doron Lamb 2012 Julius Randle 2014 James Young 2014	NCAA All-Regional DeMarcus Cousins 2010 John Wall 2010 Josh Harrellson 2011 Brandon Knight (MVP) 2011 DeAndre Liggins 2011 M. Kidd-Gilchrist (MVP) 2012 Anthony Davis 2012 Doron Lamb 2012 Aaron Harrison 2014 Marcus Lee 2014 Julius Randle (MVP) 2014 Willie Cauley-Stein 2015 Andrew Harrison 2015 Karl-Anthony Towns (MVP) 2015 De'Aaron Fox 2017 Isaac Humphries 2017 Tyler Herro 2019 PJ Washington 2019		
SEC Player of the Year John Wall 2010 (Coaches/AP) Anthony Davis 2012 (Coaches/AP) Tyler Ulis 2016 (Coaches/AP) Malik Monk 2017 (AP) Immanuel Quickley 2020 (Coaches) Oscar Tshiebwe 2022 (Coaches/AP)	Coaches' SEC All-Defensive Team Patrick Patterson 2010 DeAndre Liggins 2011 Anthony Davis 2012 Michael Kidd-Gilchrist 2012 Nerlens Noel 2013 Willie Cauley-Stein 2014 Willie Cauley-Stein 2015 Tyler Ulis 2016 Ashton Hagans 2019 Ashton Hagans 2020 Nick Richards 2020 Isaiah Jackson 2021 Oscar Tshiebwe 2022	SEC All-Tournament Team John Wall (MVP) 2010 Eric Bledsoe 2010 DeMarcus Cousins 2010 Darius Miller (MVP) 2011 Brandon Knight 2011 Josh Harrellson 2011 Anthony Davis 2012 Terrence Jones 2012 Aaron Harrison 2014 Julius Randle 2014 Willie Cauley-Stein (MVP) 2015 Aaron Harrison 2015 Andrew Harrison 2015 Jamal Murray 2016 Tyler Ulis (MVP) 2016 Bam Adebayo 2017 De'Aaron Fox (MVP) 2017 Dominique Hawkins 2017 Wenwen Gabriel 2018 Shai G.-Alexander (MVP) 2018 Kevin Knox 2018	
SEC Defensive Player of the Year Anthony Davis 2012 (Coaches) Nerlens Noel 2013 (Coaches) Willie Cauley-Stein 2015 (Coaches) Tyler Ulis 2016 (Coaches) Ashton Hagans (shared) 2019 (Coaches)	Coaches' SEC All-Freshman Team Eric Bledsoe 2010 DeMarcus Cousins 2010 John Wall 2010 Brandon Knight 2011 Terrence Jones 2011 Doron Lamb 2011 Anthony Davis 2012 Michael Kidd-Gilchrist 2012		
SEC Freshman (Coaches)/Newcomer (AP) of the Year DeMarcus Cousins 2010 (Coaches) John Wall 2010 (AP) Terrence Jones 2011 (Coaches/AP) Anthony Davis 2012 (Coaches/AP) Nerlens Noel 2013 (Coaches/AP)			



COACH CALIPARI

- He's 69-8 (89.6%) when his team is atop the AP Top 25 as UK's head coach
- Calipari tallied a 32-4 mark at UMass at No. 1 and he was 9-1 at Memphis
- His (110) victories are the most among active coaches with victories at No. 1
- Calipari has coached 123 career games as a No. 1 team, fourth most in NCAA history, trailing Mike Krzyzewski (255), John Wooden (228) and Adolph Rupp (127)
- Among coaches who have owned a No. 1 ranking in at least 119 games, Calipari's winning percentage of 89.4% trails only Wooden (95.2%) and is ahead of Krzyzewski (85.8%)
- Calipari is 6-5 vs. the AP top-ranked team in the land, including 3-3 at UK

Dream Maker

As someone who prides himself on helping young men reach their dreams, John Calipari has helped 58 players earn selection in the NBA Draft during his college coaching career, including 47 in his first 14 seasons at UK, more than any other coach.

- Four No. 1 overall selections (Derrick Rose, John Wall, Anthony Davis and Karl-Anthony Towns) during the nine drafts from 2008 to 2016. No other coach has more than three No. 1 picks
- In 2010, five of his UK players were selected in the first round for the first time in NBA history
- His six players in the 2012 and 2015 NBA drafts are the most in the two-round era
- Churned out 47 NBA Draft picks, 35 first-rounders, three No. 1 selections, seven top-five picks and 23 lottery picks at Kentucky
- Of the 68 full-time scholarship players who have finished their college careers at Kentucky under Calipari (did not transfer or leave the program early), 46 have been selected in the NBA Draft, a 67.6% success rate. Another 10 of those made the NBA. This does not include the late Terrence Clarke
- Of the 34 players at UK who have declared for the NBA Draft at the conclusion of their freshman seasons, 30 have been first-round picks. All previous players have played game in the NBA. He is 35 for 38 when including his players from Memphis. This does not include the late Terrence Clarke
- Only coach to produce the top two picks in the same draft (2012, Davis and Michael Kidd-Gilchrist)
- Produced a top-10 pick in 12 straight drafts from 2008-19, the only school to do so during that time period
- Ten of his former players have been named NBA All-Stars (32 total and all since 2010), seven have been tabbed All-NBA (13 times), three were named NBA Rookie of the Year, and 15 players from Calipari's first 12 teams at UK have made the NBA All-Rookie teams. Rose was named NBA MVP in 2011 and Davis won NBA All-Star MVP honors in 2017
- He is the only coach in history to have a former player win each of the following awards: NBA Rookie of the Year, NBA Sixth Man of the Year, NBA Most Improved Player of the Year, NBA Clutch Player of the Year and MVP

Developing Talent

John Calipari hasn't just signed the best talent in the country while he's been at Kentucky; he's been the best at developing that talent and getting it ready for the next level.

Of the 54 top-25 Rivals.com players Kentucky has signed who did not transfer or leave the program early (and aren't still actively playing at UK), 39 were drafted and 30 were selected in the first round. This note does not include the late Terrence Clarke. But that's only half the story. Calipari's players don't just make it to the pros, they're better prepared than anyone else. The proof is in the numbers.

Entering the 2023-24 NBA season, Calipari's NBA pros had amassed almost \$4 billion in career NBA contracts, which doesn't include endorsement deals and overseas contracts. Of his UK players in the NBA, they have made nearly \$3.5 billion in career contracts.

Double-Digit Win Streaks

John Calipari's teams have posted 19 streaks of 10 or more wins at Kentucky, Memphis and UMass, including six at UK. They have won 15 or more straight games nine times, 20 or more six times, 25 or more five times, and 30 or more once. Of course, the most famous streak was the 38-0 start during the 2014-15 season.

1. 38 Kentucky, 2014-15	6. 24 Kentucky, 2011-12	T10. 14 UMass, 1991-92	T16. 10 Kentucky, 2018-19
2. 27 Memphis, 2008-09	7. 19 Kentucky, 2009-10	T12. 12 Memphis, 2007-08	T16. 10 Kentucky, 2010-11
T3. 26 Memphis, 2007-08	8. 16 UMass, 1994-95	T12. 12 Memphis, 2002-03	T16. 10 Memphis, 2001-02
T3. 26 UMass, 1995-96	9. 15 Memphis, 2005-06	T12. 12 UMass, 1992-93	16. 10 UMass, 1993-94
5. 25 Memphis, 2006-07	T10. 14 Kentucky, 2016-17	15. 11 Memphis, 2003-04	

Calipari Nearly Perfect vs. Former Assistants

John Calipari has made it known that he doesn't enjoy coaching against friends. That hasn't stopped him from winning anyway. Calipari is 20-1 all-time when coaching against former assistants with a win over Kenny Payne and Louisville on Dec. 21, 2023 in his most recent matchup. He suffered his first and only loss to a former assistant against former Memphis assistant Josh Pastner on Dec. 6, 2020.

• Orlando Antigua - 1-0	• Tony Barbee - 9-0	• Bruiser Flint - 2-0
• Derek Kellogg - 1-0	• Chuck Martin - 2-0	• Josh Pastner - 1-1
• Steve Roccaforte - 2-0	• Kenny Payne - 2-0	

Recruiting Trail

The Wildcats have signed more top-25 players under John Calipari's than any other school. Nearly a quarter of all Rivals' top-10 prospects over the past 15 classes have signed with Coach Cal and the Cats. The following list is freshman signees only.

PLAYER (YEAR)	ESPN	RIVALS	247	MCD	JB
Somto Cyril ('24)	55	44	68		
Boogie Fland ('24)	18	10	33		
Jayden Quaintance ('24)	14	11	9		
Travis Perry ('24)	84	92	70		
Aaron Bradshaw ('23)	6	2	4	Y	Y
Jordan Burks ('23)	NR	NR	NR		
Robert Dillingham ('23)	15	15	16		Y
Justin Edwards ('23)	3	3	3	Y	Y
Joey Hart ('23)	NR	NR	NR		
Zvonimir Ivisic ('23)	NR	NR	NR		
Reed Sheppard ('23)	23	28	43	Y	
D.J. Wagner ('23)	4	6	6	Y	Y
Chris Livingston ('22)	12	11	12	Y	Y
Ugonna Onyenso ('22)	35~	35	39		
Adou Thiero ('22)	NR	NR	165		
Cason Wallace ('22)	20	8	8	Y	Y
Daimion Collins ('21)	19	18	13	Y	Y
Bryce Hopkins ('21)	33	38	43	Y	Y
Shaedon Sharpe ('21)	1~	1~	1~		
TyTy Washington Jr. ('21)	14	14	19	Y	
Devin Askeew ('20)	26	33	37	Y	Y
Brandon Boston Jr. ('20)	7	5	6	Y	Y
Terrence Clarke ('20)	10	8	10	Y	Y
Cam'Ron Fletcher ('20)	61	49	80		
Isaiah Jackson ('20)	34	28	34		Y
Lance Ware ('20)	46	36	43		
Kareem Watkins ('20)	NR@	NR@	NR@		
Dontaia Allen ('19)	NR	68	98		
Keion Brooks Jr. ('19)	36	29	14		Y
Brennan Canada ('19)	NR@	NR@	NR@		
Johnny Juzang ('19)	30	34	31		
Tyrese Maxey ('19)	13	10	10	Y	Y
Kahlil Whitney ('19)	12	14	11	Y	Y
Ashton Hagans ('18)	20	13	12		
Tyler Herro ('18)	30	36	38		Y
Keldon Johnson ('18)	7	15	18	Y	Y
EJ Montgomery ('18)	14	11	6	Y	
Zan Payne ('18)	NR	NR	NR		
Immanuel Quickley ('18)	25	22	19	Y	
Jemarl Baker Jr. ('17)	66	82	90		
Hamidou Diallo ('17)	11~	10~	11		
Shai Gilgeous-Alexander ('17)	35	34	20		
Quade Green ('17)	24	22	33	Y	Y
Kevin Knox ('17)	10	10	18	Y	Y
Nick Richards ('17)	17	17	15	Y	Y
Jarrod Vanderbilt ('17)	19	14	12	Y	Y
PJ Washington ('17)	12	15	9	Y	Y
Bam Adebayo ('16)	5	7	12	Y	Y
Brad Calipari ('16)	NR	NR	NR		
De'Aaron Fox ('16)	6	6	6	Y	Y
Wenyen Gabriel ('16)	14	13	14	Y	
Sacha Killeya-Jones ('16)	24	24	25	Y	
Malik Monk ('16)	9	9	10	Y	Y
Tai Wynyard ('16)	NR	NR	NR		
Isaiah Briscoe ('15)	13	10	16	Y	Y
Jonny David ('15)	NR@	NR@	NR@		
Isaac Humphries ('15)	49	NR^	62		
Skal Labissiere ('15)	2	1	2		Y
Charles Matthews ('15)	42	48	74	Y	
Jamal Murray ('15)	NA^	9	10		
Devin Booker ('14)	18	29	22	Y	Y
Trey Lyles ('14)	6	13	17	Y	Y
Karl-Anthony Towns ('14)	9	5	2	Y	Y
Tyler Ulis ('14)	25	21	20	Y	Y
EJ Floreal ('13)	NR@	NR@	NR@		
Aaron Harrison ('13)	9	7	5	Y	Y
Andrew Harrison ('13)	5	5	3	Y	Y
Dominique Hawkins ('13)	NR	NR	151		
Dakari Johnson ('13)	7	9	8	Y	Y
Marcus Lee ('13)	25	19	14	Y	Y
Julius Randle ('13)	3	2	2	Y	Y
Derek Willis ('13)	NR	115	58		
James Young ('13)	8	11	10	Y	Y
Archie Goodwin ('12)	15	14	18	Y	Y
Willie Cauley-Stein ('12)	40	40	47		
Nerlens Noel ('12)	1	2	1	Y	
Alex Pooythress ('12)	13	8	7	Y	Y
Anthony Davis ('11)	1	2	1	Y	Y
Michael Kidd-Gilchrist ('11)	4	3	2	Y	Y
Sam Malone ('11)	NR@	NR@	NR@		
Brian Long ('11)	NR@	NR@	NR@		
Marquis Teague ('11)	8	5	6	Y	Y
Kyle Wiltjer ('11)	19	22	21	Y	Y
Terrence Jones ('10)	9	13	8*	Y	Y
Enes Kanter ('10)	25	3	3*		
Brandon Knight ('10)	4	6	6*	Y	Y
Doron Lamb ('10)	29	21	28*	Y	Y
Jarrod Polson ('10)	NR@	NR@	NR*@		
Stacey Poole, Jr. ('10)	51	33	67*		
Eric Bledsoe ('09)	NR	23	37*		
DeMarcus Cousins ('09)	4	2	3*	Y	Y
Jon Hood ('09)	92	40	46*		
Daniel Orton ('09)	13	22	17*		Y
John Wall ('09)	5	1	2*		Y

Top-10 Players	27	31	31
Top-25 Players	56	57	56
Top-50 Players	69	74	70
McDonald's All-Americans			44
Jordan Brand Classic All-Americans			53

* Scout.com ranking | ~ final ranking in the 2023, 2022, 2017 classes before early enrollment | ^ reclassified after final rankings were released @ originally joined team as walk-on



COACH CALIPARI

UK vs. AP Ranked Foes Under Cal

Record: 71-50 (.587)

vs. No. 9 North Carolina	Dec. 16, 2023	W, 87-83	at No. 18 North Carolina	Dec. 14, 2013	L, 82-77
vs. No. 8 MIAMI	Nov. 28, 2023	W, 95-73	vs. No. 20 Baylor (Dallas)	Dec. 6, 2013	L, 67-62
vs. No. 1 Kansas	Nov. 14, 2023	L, 89-84	vs. No. 2 Mich. State (Chicago)	Nov. 12, 2013	L, 78-74
vs. No. 15 Kansas State	March 19, 2023	L, 75-69	vs. No. 11 FLORIDA	March 9, 2013	W, 61-57
vs. No. 10 TENNESSEE	Feb. 18, 2023	W, 66-54	at No. 7 Florida	Feb. 12, 2013	L, 69-52
vs. No. 9 KANSAS	Jan. 28, 2023	L, 77-68	at No. 16 Ole Miss	Jan. 29, 2013	W, 87-74
at No. 5 Tennessee	Jan. 14, 2023	W, 63-56	at No. 4 Louisville	Dec. 29, 2012	L, 80-77
at No. 7 Alabama	Jan. 7, 2023	L, 78-52	vs. No. 9 Duke (Atlanta)	Nov. 13, 2012	L, 75-68
vs. No. 16 UCLA (New York)	Dec. 17, 2022	L, 63-53	vs. No. 6 Kansas (NCAAT)	April 2, 2012	W, 67-59
at No. 2 Gonzaga	Nov. 20, 2022	L, 88-72	vs. No. 17 Louisville (NCAAT)	March 31, 2012	W, 69-61
vs. No. 9 Tennessee (SECT)	March 12, 2022	L, 69-62	vs. No. 9 Baylor (NCAAT)	March 25, 2012	W, 82-70
at No. 18 Arkansas	Feb. 26, 2022	L, 75-73	vs. No. 16 Indiana (NCAAT)	March 23, 2012	W, 87-71
vs. No. 25 ALABAMA	Feb. 19, 2022	W, 90-81	vs. No. 22 Florida (SECT)	March 10, 2012	W, 74-71
at No. 16 Tennessee	Feb. 15, 2022	L, 76-63	at No. 16 Florida	March 4, 2012	W, 74-59
at No. 5 Kansas	Jan. 29, 2022	W, 80-62	vs. No. 8 FLORIDA	Feb. 7, 2012	W, 78-58
at No. 2 Auburn	Jan. 22, 2022	L, 80-71	vs. No. 4 LOUISVILLE	Dec. 31, 2011	W, 69-62
vs. No. 22 TENNESSEE	Jan. 15, 2022	W, 107-79	vs. No. 5 NORTH CAROLINA	Dec. 3, 2011	W, 73-72
at No. 21 LSU	Jan. 4, 2022	L, 65-60	vs. No. 12 Kansas (New York)	Nov. 15, 2011	W, 75-65
vs. No. 9 Duke	Nov. 9, 2021	L, 79-71	vs. No. 9 UConn (NCAAT)	April 2, 2011	L, 56-55
at No. 19 Tennessee	Feb. 20, 2021	W, 70-55	vs. No. 7 N. Carolina (NCAAT)	March 27, 2011	W, 76-69
vs. No. 11 TENNESSEE	Feb. 6, 2021	L, 82-71	vs. No. 1 Ohio State (NCAAT)	March 25, 2011	W, 62-60
at No. 18 Missouri	Feb. 3, 2021	L, 75-70	vs. No. 22 W. Virginia (NCAAT)	March 19, 2011	W, 71-63
at No. 9 Alabama	Jan. 26, 2021	L, 70-59	vs. No. 12 Florida (SECT)	March 13, 2011	W, 70-54
vs. No. 22 N. Carolina (Cleveland)	Dec. 19, 2020	L, 75-63	vs. No. 21 VANDERBILT	March 1, 2011	W, 68-66
vs. No. 7 Kansas (Indianapolis)	Dec. 1, 2020	L, 65-62	vs. No. 13 FLORIDA	Feb. 26, 2011	W, 76-68
vs. No. 15 AUBURN	Feb. 29, 2020	W, 73-66	at No. 21 Vanderbilt	Feb. 12, 2011	L, 81-77
at No. 17 Auburn	Feb. 1, 2020	L, 75-66	at No. 22 Louisville	Dec. 31, 2010	W, 78-63
at No. 18 Texas Tech	Jan. 25, 2020	W, 78-76 ^{OT}	vs. No. 23 Notre Dame (Louisville)	Dec. 8, 2010	W, 72-58
vs. No. 3 LOUISVILLE	Dec. 28, 2019	W, 78-70 ^{OT}	vs. No. 13 Washington (Maui)	Nov. 23, 2010	W, 74-67
vs. No. 5 Ohio State (Las Vegas)	Dec. 21, 2019	L, 71-65	vs. No. 6 West Virginia (NCAAT)	March 27, 2010	L, 73-66
vs. No. 1 Mich. State (New York)	Nov. 5, 2019	W, 69-62	vs. No. 15 Tennessee (SECT)	March 13, 2010	W, 74-45
vs. No. 14 Auburn (NCAAT)	March 31, 2019	L, 77-71 ^{OT}	at No. 19 Tennessee	Feb. 27, 2010	L, 74-65
vs. No. 11 Houston (NCAAT)	March 29, 2019	W, 62-58	at No. 17 Vanderbilt	Feb. 20, 2010	W, 58-56
vs. No. 19 Wofford (NCAAT)	March 23, 2019	W, 62-56	vs. No. 12 TENNESSEE	Feb. 13, 2010	W, 73-62
vs. No. 8 Tennessee (SECT)	March 16, 2019	L, 82-78	vs. No. 25 OLE MISS	Feb. 2, 2010	W, 85-75
at No. 7 Tennessee	March 2, 2019	L, 71-52	vs. No. 21 VANDERBILT	Jan. 30, 2010	W, 85-72
vs. No. 1 TENNESSEE	Feb. 16, 2019	W, 86-69	vs. No. 14 UConn (New York)	Dec. 9, 2009	W, 64-61
vs. No. 19 LSU	Feb. 13, 2019	L, 73-71	vs. No. 10 NORTH CAROLINA	Dec. 5, 2009	W, 68-66
vs. No. 9 KANSAS	Jan. 26, 2019	W, 71-63			
vs. No. 22 MISSISSIPPI STATE	Jan. 22, 2019	W, 76-55			
at No. 14 Auburn	Jan. 19, 2019	W, 82-80			
vs. No. 9 N. Carolina (Chicago)	Dec. 22, 2018	W, 80-72			
vs. No. 4 Duke (Indianapolis)	Nov. 6, 2018	L, 118-84			
vs. No. 13 Tennessee (SECT)	March 11, 2018	W, 77-72			
at No. 10 Auburn	Feb. 14, 2018	L, 76-66			
vs. No. 15 TENNESSEE	Feb. 6, 2018	L, 61-59			
at No. 7 West Virginia	Jan. 27, 2018	W, 83-76			
at No. 23 Tennessee	Jan. 6, 2018	L, 76-65			
vs. No. 4 Kansas (Chicago)	Nov. 14, 2017	L, 65-61			
vs. No. 6 N. Carolina (NCAAT)	March 26, 2017	L, 75-73			
vs. No. 8 UCLA (NCAAT)	March 24, 2017	W, 86-75			
vs. No. 19 Wichita State (NCAAT)	March 19, 2017	W, 65-62			
vs. No. 13 FLORIDA	Feb. 25, 2017	W, 76-66			
at No. 24 Florida	Feb. 4, 2017	L, 88-66			
vs. No. 2 KANSAS	Jan. 28, 2017	L, 79-73			
vs. No. 24 SOUTH CAROLINA	Jan. 21, 2017	W, 85-69			
at No. 10 Louisville	Dec. 21, 2016	L, 73-70			
vs. No. 7 N. Carolina (Las Vegas)	Dec. 17, 2016	W, 103-100			
vs. No. 11 UCLA	Dec. 3, 2016	L, 97-92			
vs. No. 13 Mich. State (New York)	Nov. 15, 2016	W, 69-48			
vs. No. 14 Indiana (NCAAT)	March 19, 2016	L, 73-67			
vs. No. 17 Texas A&M (SECT)	March 13, 2016	W, 82-77			
at No. 4 Kansas	Jan. 30, 2016	L, 90-84			
vs. No. 16 LOUISVILLE	Dec. 27, 2015	W, 75-73			
vs. No. 5 Duke (Chicago)	Nov. 17, 2015	W, 74-63			
vs. No. 3 Wisconsin (NCAAT)	April 4, 2015	L, 71-64			
vs. No. 8 Notre Dame (NCAAT)	March 28, 2015	W, 68-66			
vs. No. 20 W. Virginia (NCAAT)	March 26, 2015	W, 78-39			
vs. No. 21 Arkansas (SECT)	March 15, 2015	W, 78-63			
vs. No. 18 ARKANSAS	Feb. 28, 2015	W, 84-67			
at No. 4 Louisville	Dec. 27, 2014	W, 58-50			
vs. No. 21 NORTH CAROLINA	Dec. 13, 2014	W, 84-70			
vs. No. 6 TEXAS	Dec. 5, 2014	W, 63-51			
vs. No. 5 Kansas (Indianapolis)	Nov. 18, 2014	W, 72-40			
vs. No. 18 UConn (NCAAT)	April 7, 2014	L, 60-54			
vs. No. 12 Wisconsin (NCAAT)	April 5, 2014	W, 74-73			
vs. No. 7 Michigan (NCAAT)	March 30, 2014	W, 75-72			
vs. No. 5 Louisville (NCAAT)	March 28, 2014	W, 74-69			
vs. No. 2 Wichita State (NCAAT)	March 23, 2014	W, 78-76			
vs. No. 1 Florida (SECT)	March 16, 2014	L, 61-60			
at No. 1 Florida	March 8, 2014	L, 84-65			
vs. No. 3 FLORIDA	Feb. 15, 2014	L, 69-59			
vs. No. 4 LOUISVILLE	Dec. 28, 2013	W, 73-66			

Calipari's Record at Kentucky ...

vs. No. 1	3-3	vs. Top 25	71-50
vs. Top 3	5-9	Home	26-7
vs. Top 5	14-14	Away	11-21
vs. Top 10	30-29	Neutral	34-22
vs. Top 15	45-35	SEC Tourney	6-3
vs. Top 20	58-45	NCAA Tourney	17-8

#LaFamilia NBA Awards

NBA Player of the Year		Marcus Camby (2nd)	2005
Derrick Rose	2011		
NBA Rookie of the Year		NBA All-Star Team	
Karl-Anthony Towns	2016	Bam Adebayo	2023
Tyreke Evans	2010	De'Aaron Fox	2023
Derrick Rose	2009	Shai Gilgeous-Alexander	2023
		Julius Randle	2023
		Devin Booker	2022
NBA Defensive Player of the Year		Karl-Anthony Towns	2022
Marcus Camby	2007	Devin Booker	2021
		Anthony Davis	2021
NBA Most Improved Player of the Year		Julius Randle	2021
Julius Randle	2021	Bam Adebayo	2020
		Devin Booker	2020
		Anthony Davis	2020
NBA Sixth Man of the Year		Anthony Davis	2019
Tyler Herro	2022	Karl-Anthony Towns	2019
		DeMarcus Cousins	2018
NBA Clutch Player of the Year		Anthony Davis	2018
De'Aaron Fox	2023	Karl-Anthony Towns	2018
		John Wall	2018
NBA Cares Community Assist Award		DeMarcus Cousins	2017
Devin Booker	2021	Anthony Davis	2017
D. Cousins (offseason)	2017	John Wall	2017
John Wall	2016	DeMarcus Cousins	2016
		Anthony Davis	2016
		John Wall	2016
All-NBA Team		DeMarcus Cousins	2015
Shai Gilgeous-Alexander (1st)	2023	Anthony Davis	2015
De'Aaron Fox (3rd)	2023	John Wall	2015
Julius Randle (3rd)	2023	Anthony Davis	2014
Devin Booker (1st)	2022	John Wall	2014
Karl-Anthony Towns (3rd)	2022	Derrick Rose	2012
Julius Randle (2nd)	2021	Derrick Rose	2011
Anthony Davis (1st)	2020	Derrick Rose	2010
Anthony Davis (1st)	2018		
Karl-Anthony Towns (3rd)	2018	All-Star Game MVP	
Anthony Davis (1st)	2017	Anthony Davis	2017
John Wall (3rd)	2017		
DeMarcus Cousins (2nd)	2016	Rising Stars Challenge MVP	
Anthony Davis (1st)	2015	Jamal Murray	2017
DeMarcus Cousins (2nd)	2015	John Wall	2011
Derrick Rose (1st)	2012	Tyreke Evans	2010
Derrick Rose (1st)	2011		
All-NBA Rookie Team		Slam Dunk Contest Winner	
Immanuel Quickley (2nd)	2021	Hamidou Diallo	2019
Tyler Herro (2nd)	2020	John Wall	2014
PJ Washington (2nd)	2020		
S. Gilgeous-Alexander (2nd)	2019	3-Point Contest Winner	
Jamal Murray (2nd)	2017	Karl-Anthony Towns	2022
Karl-Anthony Towns (1st)	2016	Devin Booker	2018
Devin Booker (1st)	2016		
Willie Cauley-Stein (2nd)	2016	Skills Challenge Winner	
Nerlens Noel (1st)	2015	Bam Adebayo	2020
Anthony Davis (1st)	2013	Karl-Anthony Towns	2016
M. Kidd-Gilchrist (2nd)	2013	Derrick Rose	2009
Brandon Knight (1st)	2012		
DeMarcus Cousins (1st)	2011		
John Wall (1st)	2011		
Eric Bledsoe (2nd)	2011		
Tyreke Evans (1st)	2010		
Derrick Rose (1st)	2010		
Marcus Camby (1st)	1997		
All-NBA Defensive Team			
Bam Adebayo (2nd)	2023		
Bam Adebayo (2nd)	2022		
Bam Adebayo (2nd)	2021		
Bam Adebayo (2nd)	2020		
Anthony Davis (1st)	2020		
Eric Bledsoe (2nd)	2020		
Eric Bledsoe (1st)	2019		
Anthony Davis (1st)	2018		
Anthony Davis (2nd)	2017		
Anthony Davis (2nd)	2015		
John Wall (2nd)	2015		
Marcus Camby (1st)	2008		
Marcus Camby (1st)	2007		
Marcus Camby (2nd)	2006		



COACH CALIPARI

A “players-first” coach with a penchant for helping people reach their dreams, John Calipari, a Naismith Memorial Basketball Hall of Famer, has guided six teams to the Final Four, led one to a national championship and helped 58 players earn selection in the NBA Draft during his 31-year college coaching career.

Calipari guided Kentucky to its eighth national championship and his first national title in 2012. In becoming only the second coach in NCAA history to lead three different schools to the Final Four, he has racked up more than 800 on-court victories, 23 NCAA Tournament on-court appearances, six Final Fours and numerous national coach of the year honors.

From UMass to Memphis and now Kentucky, Calipari’s career has been successful throughout, but his most recent run in Lexington has been the best stretch of his career. During Calipari’s first 14 seasons at UK, he has led all coaches in NCAA Tournament wins (32), Final Fours (four), Elite Eights (seven) and Sweet 16s (eight).

In 2015, Coach Cal led college basketball’s first ever 38-0 team, and became one of just three coaches to make four Final Fours in a five-year span. At the end of the season, Calipari became the 96th coach to join the Naismith Memorial Basketball Hall of Fame.

While building a program out of obscurity at UMass, laying the foundation at Memphis and restoring luster at the sport’s greatest program at Kentucky, he totaled the second-most wins in NCAA history in the first 20 years of a college coaching career.

Quite honestly, though, Calipari’s on-court success overshadows a much more significant picture.

In his goal to lead a players-first program, he has helped more than 50 young men realize their dreams and reach the NBA level with 56 players earning NBA Draft selections, including a record five first-round draft picks in 2010. Two years later, six Wildcats heard their names called at the 2012 draft, the most in the two-round draft era. UK, with Calipari’s help, would tie those six picks again in 2015, including a record-tying four lottery selections. His four No. 1 overall picks are more than any other coach, and he has had 45 players drafted during his first 13 years at Kentucky, including 34 first-round picks.

Calipari’s players have entered the league NBA-ready. His players have garnered 32 All-Star selections -- all since 2010 -- with Anthony Davis winning the game’s MVP honor in 2017. Derrick Rose was named NBA MVP in 2011. Six of his players have been tabbed All-NBA (11 times), three have been named NBA Rookie of the Year and 15 players from Calipari’s first 12 teams at Kentucky have made the NBA All-Rookie teams. He is the only coach in history to have a player win each of the NBA’s major honors: MVP, Rookie of the Year, Most Improved Player and Sixth Man of the Year.

Much like he did at UMass, where his players graduated at nearly 80%, Calipari has stressed academics. Seventeen of his last 20 seniors at Memphis earned their bachelor’s degrees, and all 23 players at UK who were eligible to graduate by the end of their senior years walked away with a diploma in hand, including five players who earned their degree in just three years. Calipari’s teams routinely have posted a combined team grade-point average of 3.0 or better.

Calipari has raised millions of dollars to help the lives of those in need in the Commonwealth and beyond. He has had a particular passion to assist those impacted by natural disasters. For instance, in 2010, he used a telethon to raise more than \$1 million for victims of the devastating earthquake in Haiti. He followed that up with telethons in 2012, raising \$1 million for victims of Superstorm Sandy, in 2017 for victims of Hurricane Harvey, played a leading role in the “Kentucky United” efforts that generated more than \$5 million for victims of devastating tornadoes in Western Kentucky in 2021, and raised nearly \$4 million with the Kentucky Flood Relief Telethon and open practice at Rupp Arena in 2022.

Calipari launched his foundation in 2012, and since then the foundation has worked with several key partners and donated more than \$1.5 million, a figure that does not include matching funds that have been contributed from individuals and corporations. In 2013, Calipari initiated hosting an annual alumni weekend around his basketball fantasy experience with the intent to raise money for charity. After generating \$350,000 for selected organizations and charities during the inaugural game, the weekend has generated millions of dollars for charity since its inception.

In 2019, when federal workers were without pay due to a government shutdown, he, his wife and his foundation assisted workers with financial help and grocery gift cards. He and his wife, Ellen, teamed up with Fayette County Public Schools to help families in need during the COVID-19 pandemic.

His latest efforts include spearheading the creation of the John McLendon Minority Leadership Initiative, a nationwide coach-driven initiative to provide minorities a jump-start to their careers through practical experiences, opportunities to build their network and instilling the values of John McLendon: integrity, education, leadership and mentorship. Participants in the initiative will be known as MLI Future Leaders.

In 2017, Coach Cal was named the head coach of the 2017 USA Basketball Men’s U19 World Cup Team, which finished third at the 2017 FIBA U19 World Cup in Cairo.

Author of five books, including the New York Times Best Seller “Players First: Coaching from the Inside Out,” Calipari is a master of communication and maximizing talent. He lives by the motto that “it’s never a matter of how far you have fallen, but instead it’s about how high you bounce back.”



BIOGRAPHICAL INFORMATION

Date of Birth: Feb. 10, 1959 | **Wife:** Ellen
Children: Erin, Megan, Brad

Education

Clarion State (1982)

Head Coaching Experience

University of Massachusetts (1989-96)

New Jersey Nets (NBA) (1997-99)

University of Memphis (2001-09)

University of Kentucky (2010-present)

COACHING AWARDS

- 2023 Race Amity Medal of Honor
- 2022 Jefferson Award
- 2022 Conference USA Hall of Fame
- 2021 NABC Guardians of the Game Pillar Award - Inclusion
- NABC District 20 Coach of the Year
- USBWA District IV Coach of the Year
- 2020 SEC Coach of the Year (Coaches)
- 2019 *The Sporting News* Coach of the Decade
- 2018 Naismith Hall of Fame 'Service Above Self' Honoree
- 2018 NABC Metropolitan Award
- 2015 Naismith Memorial Basketball Hall of Fame Inductee
- 2015 AP National Coach of the Year
- 2015 Naismith National Coach of the Year
- 2015 NABC National Coach of the Year
- 2015 The Sporting News National Coach of the Year
- 2015 Adolph Rupp National Coach of the Year
- 2015 SEC Coach of the Year (AP/Coaches)
- 2015 USBWA District IV Coach of the Year
- 2012 Nell & John Wooden Coach of the Year Leadership Award
- 2012 Naismith National Coach of the Year Finalist
- 2012 SEC Coach of the Year (AP/Coaches)
- 2010 Adolph Rupp National Coach of the Year
- 2010 Naismith National Coach of the Year Finalist
- 2010 SEC Coach of the Year (AP)
- 2010 *Sporting News* SEC Coach of the Year
- 2010 Yahoo! Sports SEC Coach of the Year
- 2010 USBWA District IV Coach of the Year
- 2009 NABC National Co-Coach of the Year
- 2009 *Sports Illustrated* National Coach of the Year
- 2009 Phelan National Coach of the Year
- 2009 Iba National Coach of the Year Finalist
- 2009 C-USA Coach of the Year
- 2008 Naismith National Coach of the Year
- 2008 C-USA Coach of the Year
- 2008 Iba National Coach of the Year Finalist
- 2008 Phelan National Coach of the Year Finalist
- 2007 Phelan National Coach of the Year Finalist
- 2007 USBWA District IV Coach of the Year
- 2007 *Basketball Times* South Region Coach of the Year
- 2006 C-USA Coach of the Year
- 2004 NABC District 7 Coach of the Year
- 1996 Naismith National Coach of the Year
- 1996 NABC National Coach of the Year
- 1996 *The Sporting News* National Coach of the Year
- 1996 Atlantic 10 Coach of the Year
- 1995 Naismith National Coach of the Year Finalist
- 1994 Naismith National Coach of the Year Finalist
- 1994 Atlantic 10 Coach of the Year
- 1993 USBWA District I Coach of the Year
- 1993 Atlantic 10 Coach of the Year
- 1992 Eastern Basketball Coach of the Year



CATS IN THE NBA



BAM ADEBAYO (Miami Heat)

- 2020 and 2023 NBA All-Star is a four-time selection to the All-NBA Defensive Second Team
- In his seventh season with the Miami Heat



DEVIN BOOKER (Phoenix Suns)

- First-team selection to the All-NBA Team in 2022 and a three-time NBA All-Star
- In his ninth season with the Phoenix Suns, is the franchise's all-time 3-point leader



BRANDON BOSTON JR. (LA Clippers)

- Second-round pick in the 2021 draft and traded to the Clippers
- Has played in more than 70 career games, averaging 6.7 points and 1.9 boards per outing



ANTHONY DAVIS (LA Lakers)

- NBA Champion in 2020, four-time All-NBA selection, eight-time NBA All-Star and All-Star MVP in 2017
- In his 13th NBA season and the fifth with the Lakers



DE'AARON FOX (Sacramento Kings)

- 2023 NBA All-Star and a third-team All-NBA selection; also the 2023 NBA Clutch Player of the Year
- In his seventh season with the Kings after being drafted fifth overall in 2017



SHAI GILGEOUS-ALEXANDER (OKC Thunder)

- Named a 2023 All-Star and a first-team All-NBA selection
- In his sixth NBA season and the fifth with the Thunder



TYLER HERRO (Miami Heat)

- Claimed NBA Sixth Man of the Year honors in 2022
- In his fifth season with the Miami Heat



ISAIAH JACKSON (Indianapolis Pacers)

- Drafted 22nd overall by Indianapolis in 2021
- Played in more than 100 career games and is averaging 7.6 points and 4.3 rebounds per game



KELDON JOHNSON (San Antonio Spurs)

- Signed a four-year, \$80 million extension in August of 2022 with San Antonio
- In his fifth NBA season, all with the Spurs



KEVIN KNOX II (Detroit Pistons)

- Ninth overall pick in the 2018 NBA Draft and is in his sixth season and second with the Pistons
- Signed a one-year deal with Detroit as a free-agent on Nov. 8



CHRIS LIVINGSTON (Milwaukee Bucks)

- Drafted 58th overall by the Bucks in the 2023 NBA Draft
- Averaged 6.3 points and 4.3 rebounds per game in one season at UK



TREY LYLES (Sacramento Kings)

- In his ninth season and third with the Kings after being selected 12th overall in 2015
- Averaging 7.8 points and 4.3 boards per game for his career



TYRESE MAXEY (Philadelphia 76ers)

- Named the Oct. 30 NBA Eastern Conference Player of the Week
- In his fourth NBA season after being drafted 21st overall by the Sixers in 2020



MALIK MONK (Sacramento Kings)

- Playing in his seventh NBA season and second with the Kings
- Averaged 13.5 points per game in his first year with the Kings, helping the team to the postseason



JAMAL MURRAY (Denver Nuggets)

- 2023 NBA Champion, averaged 21.4 points and 10.0 assists per game in the title series
- In his seventh season after being selected seventh overall by the Nuggets in 2016



IMMANUEL QUICKLEY (Toronto Raptors)

- In his fourth NBA season after being selected 25th in 2020, traded to the Raptors on Dec. 31
- Was the runner-up for the NBA Sixth Man of the Year award in 2023



JULIUS RANDLE (New York Knicks)

- The 2021 NBA Most Improved Player is two-time All-Star, and two-time All-NBA selection
- In his 10th NBA season and the fifth with the Knicks



NICK RICHARDS (Charlotte Hornets)

- In his fourth NBA seasons with the Charlotte Hornets
- Signed a three-year extension with the franchise this offseason



OLIVIER SARR (Oklahoma City Thunder)

- In his third NBA season after signing as an undrafted free agent
- Has appeared in 35 career games and is averaging 5.6 points and 4.1 boards per game



SHAEDON SHARPE (Portland Trail Blazers)

- Drafted seventh overall by the Blazers in the 2022 NBA Draft
- Notching career averages of 10.5 points and 3.1 rebounds per game



JACOB TOPPIN (New York Knicks)

- Signed a two-way deal as an undrafted free agent in 2023 with the Knicks
- Played in more than 100 collegiate games and averaged a career-best 12.4 points per game in '23



KARL-ANTHONY TOWNS (Minnesota Timberwolves)

- NBA Rookie of the Year in 2016, three-time NBA All-Star and two-time All-NBA Third Team selection
- In his ninth NBA season after being the No. 1 overall selection in 2015



OSCAR TSHIEBWE (Indiana Pacers)

- Earned a two-way contract with the Pacers after going undrafted
- Unanimous 2022 National Collegiate Player of the Year



JARRED VANDERBILT (LA Lakers)

- Selected 41st overall in 2018, in his seventh NBA season
- Averaging 6.2 points and 6.6 rebounds per game for his career



CASON WALLACE (Oklahoma City Thunder)

- Drafted 10th overall in the 2023 NBA Draft by the Mavericks and then traded to the Thunder
- Averaged 11.7 points and 4.3 assists per game in one season at Kentucky



PJ WASHINGTON JR. (Charlotte Hornets)


- In his fifth season with Charlotte after being picked 12th overall in 2019
- Signed a three-year \$48 million deal with the Hornets in the offseason



TYTY WASHINGTON JR. (Milwaukee Bucks)

- Taken 29th overall by the Grizzlies in 2022, signed a two-way deal with the Bucks this offseason
- Played in more than 30 games as a rookie and is averaging 4.6 points and 1.5 assists per game

Player Spotlight



New York's Julius Randle has the Knicks on a five-game winning streak. He's averaging 28.2 points and 7.2 boards per game during the streak.

The Knicks have moved into fourth place in the Eastern Conference behind the spurt. For the season, Randle is logging 24.2 points, 9.3 boards and 4.8 assists per game.

He ranks 21st in the NBA in scoring, 17th in rebounding and 14th in minutes played.

Randle is a two-time NBA All-Star and a two-time All-NBA performer. He was named the 2021 NBA Most Improved Player.

Scan for updated stats, news and more on each player ...



COACH CALIPARI

NCAA DIVISION I ACTIVE WINNINGEST COACHES

(On-court by percentage - min. 10 yrs. at Division I level entering the 2023-24 season)

NO.	COACH/TEAM	YRS.	PCT.
1.	Mark Few	24	.836
2.	Bill Self	29	.769
3.	John Calipari	31	.767
4.	Rick Pitino	35	.740
5.	Sean Miller	18	.730

SINCE 2005-06 ...

Since the 2005-06 season, John Calipari's on-court record ranks him as one of the winningest coaches. Totals as of Jan. 9, 2024.

	COACH	RECORD
1.	Bill Self	550-117
2.	Mark Few	541-102
3.	John Calipari	536-129
4.	Mike Krzyzewski	481-122
5.	Tom Izzo	463-190

MISCELLANEOUS ON-COURT RECORDS

Overall On-Court Record:844-255 (.768)
 March/April Record:169-58 (.744)
 NCAAAT Record:57-21 (.731)
 Record in Conference Games:395-126 (.758)
 Record in Conference Tournament:58-15 (.795)

- Calipari owns the NCAA's most single-season wins with 38, tying his own record (Memphis in '08 and UK in '12) in 2015 with 38 wins. He owns the most single-season wins at UMass, Memphis and UK
- Calipari is the winningest coach in NCAA Division I history for a five-year span with 173 victories (2008-12)
- Calipari is the first coach in NCAA Division I history to record five straight on-court 30-win seasons. Memphis hit the 30-win plateau from 2006-09
- Calipari is one of only two coaches (Rick Pitino) to lead three different schools to a Final Four
- Calipari is one of only three coaches (John Wooden, Mike Krzyzewski) to go to four Final Fours in five seasons
- Calipari has advanced to the Sweet Sixteen in 12 of the last 16 NCAA Tournaments and the Elite Eight in 10 of the last 16
- Calipari started with a 54-0 record in Rupp Arena as head coach of the Wildcats
- Calipari has helped 45 players earn selection in the NBA Draft (34 first-round picks) over the last 13 seasons
- Calipari has more wins (327) in a 10-year period (2006-15) than any other coach in college basketball history
- Calipari is the fourth-fastest NCAA Division I men's basketball coach to reach 300 victories at a single school
- Calipari's 31 combined regular season and tournament league titles trail only Mark Few (41) of Gonzaga for the most among active coaches
- Calipari is the fourth-fastest coach to 800 on-court wins, behind Adolph Rupp, Roy Williams and Dean Smith
- Calipari has the second-most wins in school history, behind only Adolph Rupp
- Calipari's 32 NCAA Tournament wins are the most in school history. Rupp had 30

CAL IN CONFERENCE

SEC COACHES	CONFERENCE CHAMPIONSHIPS	Tournament Championships	NCAA Tournament Appearances
Nate Oats, Alabama	5	5	6
Eric Musselman, Arkansas	3	1	6
Bruce Pearl, Auburn	8	3	21
Todd Golden, Florida	0	0	1
Mike White, Georgia	3	0	4
John Calipari, Kentucky	16	15	22
Matt McMahon, LSU	4	3	3
Chris Beard, Ole Miss	2	1	5
Chris Jans, Mississippi State	4	3	4
Dennis Gates, Missouri	2	2	2
Lamont Paris, South Carolina	1	1	1
Rick Barnes, Tennessee	4	2	27
Buzz Williams, Texas A&M	1	0	9
Jerry Stackhouse, Vanderbilt	0	0	0
TOTALS	53	36	111

CALIPARI VS. ALL OPPONENTS

Abilene Christian1-0	Fort Wayne1-0	Mount St. Mary's2-0	Southern Miss15-4
Alabama19-7	Furman1-0	Murray State1-0	Southwest Texas St.1-0
Albany2-0	George Mason1-0	Nevada1-0	St. Bonaventure17-1
Arizona1-1	George Washington8-9	New Hampshire5-0	St. John's1-0
Arizona State2-1	Georgetown2-1	New Mexico1-0	St. Joseph's16-5
Arkansas14-9	Georgia21-4	New Mexico State1-0	St. Mary's1-0
Arkansas-Little Rock3-0	Georgia Tech2-2	New Orleans1-0	St. Peter's1-0
Arkansas-Pine Bluff1-0	Gonzaga4-1	NJIT1-0	Stanford3-2
Arkansas State4-0	Grand Canyon1-0	North Carolina9-4	Stephen F. Austin1-0
Auburn14-6	Hampton1-0	North Carolina State1-0	Stonehill1-0
Austin Peay6-1	Hartford2-0	North Dakota1-0	Stony Brook1-0
Baylor1-2	Harvard2-0	North Florida2-0	Syracuse3-2
Bellarmine1-0	High Point1-0	North Texas1-0	TCU7-1
Belmont2-0	Hofstra1-0	Northeastern3-1	Temple13-11
Boise State1-0	Holy Cross4-1	Northern Kentucky2-0	Tennessee21-15
Boston7-1	Houston17-3	Northwestern State1-0	Tennessee State1-0
Boston College2-0	Howard2-0	Notre Dame2-3	Tennessee Tech1-0
Bradley1-0	Illinois1-1	Oakland1-0	Texas2-2
Bucknell1-0	Illinois State2-0	Ohio1-0	Texas A&M12-3
Buffalo3-0	Indiana3-2	Ohio State1-3	Texas A&M-Commerce1-0
BYU1-0	Iowa0-1	Oklahoma5-1	Texas Tech1-0
Cal State Northridge1-0	Iowa State2-0	Oklahoma State0-2	Towson State1-0
Canisius1-0	Jackson State2-0	Old Dominion2-0	Troy1-0
Central Conn. St.2-0	Kansas5-9	Ole Miss18-5	Tulane16-0
Central Michigan1-0	Kansas State2-2	Oral Roberts1-0	Tulsa11-1
Charlotte2-3	Keene State1-0	Oregon State1-0	UAB15-3
Chattanooga2-0	Kentucky2-4	Penn4-0	UCF5-0
Christian Brothers2-0	La Salle3-0	Penn State4-4	UCLA4-5
Cincinnati6-7	Lafayette (Pa.)1-0	Pepperdine1-0	UIC1-0
Cleveland State4-0	Lamar5-0	Pittsburgh2-1	UNC Asheville2-0
Coastal Carolina1-0	LIU-Brooklyn1-0	Portland3-0	UNC Greensboro2-0
Colorado1-1	Lipscomb1-0	Princeton2-0	UNC Wilmington1-1
Colorado State0-1	Long Beach State1-0	Providence4-1	USF10-1
Columbia1-0	Louisiana Tech1-1	Purdue2-1	Utah2-2
Connecticut2-5	Louisville19-8	Radford1-0	Utah Valley2-0
Coppin State1-0	Loyola1-0	Rhode Island16-2	UTEP5-0
Cornell1-0	Lowell2-1	Rice4-0	UT Arlington3-0
Dartmouth1-0	LSU15-4	Richmond1-1	UT Martin5-0
Davidson1-0	Manhattan2-0	Rider1-0	Valparaiso1-0
Dayton1-0	Marist2-0	Robert Morris2-1	Vanderbilt25-6
DePaul4-2	Marquette3-1	Rutgers11-4	Vermont3-0
Detroit1-0	Marshall7-0	Saint Louis4-3	Villanova2-0
Drexel2-0	Maryland5-3	Saint Peter's0-1	Virginia0-1
Duke1-4	Massachusetts1-0	Sam Houston State1-0	Virginia Tech3-0
Duquesne13-4	Memphis1-0	Samford3-0	VMI1-0
East Carolina7-0	Miami (Fla.)1-1	Santa Clara1-0	Wake Forest2-1
East Tennessee State4-0	Miami (Ohio)2-0	Savannah State1-0	Washington1-0
Eastern Kentucky4-0	Michigan2-0	Seton Hall1-1	West Virginia13-7
Eastern Michigan2-0	Michigan State3-2	Siena4-0	Western Kentucky3-0
Evansville0-1	Middle Tennessee3-0	SMU7-0	Wichita State2-0
Fairfield1-0	Milwaukee1-0	South Carolina16-5	Winthrop3-0
Fairleigh Dickinson1-0	Mississippi State18-1	South Carolina State1-0	Wisconsin1-1
Florida25-9	Mississippi Valley St.1-0	Southern1-0	Wofford2-0
Florida A&M1-0	Missouri12-5	Southern Cal2-0	Wright State1-0
Florida State1-1	Monmouth2-0	South Connecticut1-0	Xavier2-2
Florida Tech0-1	Montana State1-0	Southeastern Louisiana3-0	Yale2-0
Fordham5-0	Morehead State3-0	Southern Illinois1-0	



INDIVIDUAL GAME RECORDS CALERA

MOST POINTS**

Pts.	Player vs. Opponent	Date
47	Malik Monk vs. North Carolina	12/17/16
39	De'Aaron Fox vs. UCLA	3/24/17
37	Antonio Reeves at Arkansas	3/4/23
37	Oscar Tshiebwe vs. GEORGIA	1/17/23
37	Malik Monk vs. GEORGIA	1/31/17
35	Jamal Murray vs. FLORIDA	2/6/16
35	Terrence Jones vs. AUBURN	1/11/11
34	Kevin Knox at West Virginia	1/27/17
34	Malik Monk at Ole Miss	12/29/16
33	Malik Monk vs. FLORIDA	2/25/17
33	Jamal Murray at Vanderbilt	2/27/16
33	Jamal Murray vs. Ohio State	12/19/15
32	Doron Lamb vs. WINTHROP	12/22/10
30	Antonio Reeves at Louisville	12/21/23
30	Oscar Tshiebwe vs. Saint Peter's	3/17/22
30	Oscar Tshiebwe at Arkansas	2/26/22
30	Oscar Tshiebwe at Vanderbilt	1/11/22
30	Immanuel Quickley at Texas A&M	2/25/20
30	Shai Gilgeous-Alexander vs. VANDERBILT	1/30/18
30	Tyler Ulis vs. Texas A&M	3/13/16
30	Brandon Knight vs. West Virginia	3/19/11

SEC: 37, Antonio Reeves at Arkansas, 3/4/23
Postseason: 39, De'Aaron Fox vs. UCLA, 3/24/17
SEC Tourney: 30, Tyler Ulis vs. Texas A&M, 3/13/16
NCAA Tourney: 39, De'Aaron Fox vs. UCLA, 3/24/17
Rupp Arena: 37, Oscar Tshiebwe vs. GEORGIA, 1/17/23
Road: 37, Antonio Reeves at Arkansas, 3/4/23
Neutral: 47, Malik Monk vs. North Carolina, 12/17/16
Ranked Opp.: 47, Malik Monk vs. North Carolina, 12/17/16
Freshman: 47, Malik Monk vs. North Carolina, 12/17/16
Sophomore: 30, Immanuel Quickley at Texas A&M, 2/25/20
Junior: 30, Oscar Tshiebwe vs. Saint Peter's, 3/17/22
Senior: 37, Antonio Reeves at Arkansas, 3/4/23
Graduate: 25, Kellan Grady vs. ALABAMA, 2/19/22
Opener: 26, Tyrese Maxey vs. Michigan State, 11/5/19
SEC Opener: 34, Malik Monk at Ole Miss, 12/29/16

MOST POINTS IN AN SEC GAME

Pts.	Player vs. Opponent	Date
37	Antonio Reeves at Arkansas	3/4/23
37	Oscar Tshiebwe vs. GEORGIA	1/17/23
37	Malik Monk vs. GEORGIA	1/31/17
35	Jamal Murray vs. FLORIDA	2/6/16
35	Terrence Jones vs. AUBURN	1/11/11
34	Malik Monk at Ole Miss	12/29/16
33	Malik Monk vs. FLORIDA	2/25/17
33	Jamal Murray at Vanderbilt	2/27/16
30	Oscar Tshiebwe at Arkansas	2/26/22
30	Oscar Tshiebwe at Vanderbilt	1/11/22
30	Immanuel Quickley at Texas A&M	2/25/20
30	Shai Gilgeous-Alexander vs. VANDERBILT	1/30/18
29	Oscar Tshiebwe vs. GEORGIA	1/8/22
29	Tyler Herro vs. ARKANSAS	2/26/19

MOST POINTS IN A HALF

Pts.	Player vs. Opponent	Date
30	Malik Monk ² vs. FLORIDA	2/25/17
27	Malik Monk ² vs. North Carolina	12/17/16
27	Jamal Murray ² vs. Ohio State	12/19/15
25	Nick Richards ² vs. MISSISSIPPI STATE	2/4/20
24	De'Aaron Fox ² vs. UCLA	3/24/17
24	Malik Monk ² at Ole Miss	12/29/16
23	Oscar Tshiebwe ² vs. GEORGIA	1/17/23
23	Malik Monk ² vs. GEORGIA	1/31/17
23	Julius Randle ² vs. Michigan State	11/12/13
22	Antonio Reeves ² at Louisville	12/21/23
22	Antonio Reeves ² at Arkansas	3/4/23
22	Oscar Tshiebwe ² vs. YALE	12/10/22
22	Immanuel Quickley ² vs. FLORIDA	2/22/20
22	Terrence Jones ² vs. AUBURN	1/11/11
22	Eric Bledsoe ² vs. MOREHEAD STATE	11/13/09

1 - First Half; 2 - Second Half

MOST POINTS OFF THE BENCH

Pts.	Player vs. Opponent	Date
35	Terrence Jones vs. AUBURN	1/11/11
32	Doron Lamb vs. WINTHROP	12/22/10
28	PJ Washington vs. Auburn	3/31/19
27	Antonio Reeves at Ole Miss	1/31/23
27	Malik Monk vs. VANDERBILT	2/28/17
26	Tyrese Maxey vs. Michigan State	11/5/19
26	Kyle Wiltjer at Ole Miss	1/29/13
25	Reed Sheppard vs. STONEHILL	11/17/23

MOST 3-POINTERS MADE

3s	Player vs. Opponent	Date
8	Immanuel Quickley at Texas A&M	2/25/20
8	Malik Monk vs. North Carolina	12/17/16
8	Jamal Murray vs. FLORIDA	2/6/16
8	Eric Bledsoe vs. ETSU	3/18/10
7	Reed Sheppard vs. STONEHILL	11/17/23
7	Kellan Grady vs. ALABAMA	2/19/22
7	Kellan Grady vs. HIGH POINT	12/31/21
7	Dontaia Allen at Mississippi State	1/2/21
7	Wenyen Gabriel vs. Alabama	3/10/18
7	Malik Monk vs. GEORGIA	1/31/17
7	Malik Monk vs. Michigan State	11/15/16
7	Derek Willis vs. TENNESSEE	2/18/16
7	Jamal Murray vs. Ohio State	12/19/15
7	Kyle Wiltjer vs. LIPSCOMB	12/15/12
7	Kyle Wiltjer vs. LAFAYETTE	1/16/12
7	Doron Lamb vs. WINTHROP	12/22/10

MOST FREE THROWS

Fts	Player vs. Opponent	Date
14	Olivier Sarr vs. VANDERBILT	1/5/21
14	Immanuel Quickley vs. MISSISSIPPI STATE	2/4/20
14	Tyler Ulis at Arkansas	1/21/16
13	Oscar Tshiebwe vs. GEORGIA	1/17/23
13	Nick Richards vs. MISSISSIPPI STATE	2/4/20
13	Keldon Johnson vs. TENNESSEE STATE	11/23/18
13	De'Aaron Fox vs. UCLA	3/24/17
13	Julius Randle at Ole Miss	2/18/14
13	Julius Randle vs. BELMONT	12/21/13

MOST REBOUNDS**

Rebs	Player vs. Opponent	Date
28	Oscar Tshiebwe vs. WESTERN KENTUCKY	12/22/21
25	Oscar Tshiebwe vs. Providence	3/17/23
24	Oscar Tshiebwe vs. GEORGIA	1/17/23
22	Oscar Tshiebwe vs. MISSISSIPPI STATE	1/25/22
20	Oscar Tshiebwe vs. VANDERBILT	3/1/23
20	Oscar Tshiebwe vs. MISSOURI	12/29/21
20	Oscar Tshiebwe vs. ROBERT MORRIS	11/12/21
20	Oscar Tshiebwe vs. Duke	11/9/21
19	Oscar Tshiebwe at Missouri	12/28/22
19	Oscar Tshiebwe vs. FLORIDA	2/12/22
19	Nick Richards vs. SOUTHERN ILLINOIS	11/9/18
19	Michael Kidd-Gilchrist vs. LOUISVILLE	12/31/11
18	Oscar Tshiebwe vs. Kansas State	3/19/23
18	Oscar Tshiebwe vs. Michigan State	11/15/22
18	Oscar Tshiebwe at Arkansas	2/26/22
18	PJ Washington vs. VMI	11/18/18
18	Bam Adebayo vs. Northern Kentucky	3/17/17
18	Anthony Davis vs. CHATTANOOGA	12/17/11
18	DeMarcus Cousins vs. LOUISVILLE	1/2/10
18	Patrick Patterson vs. RIDER	11/21/09
18	DeMarcus Cousins vs. SAM HOUSTON ST.	11/19/09

SEC: 24, Oscar Tshiebwe vs. GEORGIA, 1/17/23
Postseason: 25, Oscar Tshiebwe vs. Providence, 3/17/23
SEC Tourney: 16, Julius Randle vs. LSU, 3/14/14
NCAA Tourney: 25, Oscar Tshiebwe vs. Providence, 3/17/23
Rupp Arena: 28, Oscar Tshiebwe vs. WESTERN KENTUCKY, 12/22/21
Road: 19, Oscar Tshiebwe, at Missouri, 12/28/22
Neutral: 25, Oscar Tshiebwe vs. Providence, 3/17/23
Ranked Opp.: 20, Oscar Tshiebwe vs. Duke, 11/9/21
Freshman: 19, M. Kidd-Gilchrist vs. LOUISVILLE, 12/31/11
Sophomore: 19, Nick Richards vs. SOUTHERN ILLINOIS, 11/9/18
Junior: 28, Oscar Tshiebwe vs. WESTERN KENTUCKY, 12/22/21
Senior: 25, Oscar Tshiebwe vs. Providence, 3/17/23
Graduate: 14, Tre Mitchell vs. MISSOURI, 1/9/24
Opener: 20, Oscar Tshiebwe vs. Duke, 11/9/21
SEC Opener: 20, Oscar Tshiebwe, vs. MISSOURI, 12/29/21

MOST OFFENSIVE REBOUNDS

Rebs	Player vs. Opponent	Date
12	Oscar Tshiebwe vs. Duke	11/9/21
11	Oscar Tshiebwe vs. Providence	3/17/23
11	Oscar Tshiebwe vs. Vanderbilt	3/10/23
11	Oscar Tshiebwe vs. GEORGIA	1/17/23
10	Oscar Tshiebwe vs. VANDERBILT	3/1/23
10	Oscar Tshiebwe vs. FLORIDA	2/12/22
10	Oscar Tshiebwe vs. ROBERT MORRIS	11/12/21
9	Oscar Tshiebwe vs. Kansas State	3/19/23
9	Oscar Tshiebwe at Missouri	12/28/22
9	Nick Richards vs. SOUTHERN ILLINOIS	11/9/18
9	Willie Cauley-Stein vs. ARKANSAS	2/27/14
9	DeMarcus Cousins vs. OLE MISS	2/2/10
9	Patrick Patterson vs. RIDER	11/21/09

MOST DEFENSIVE REBOUNDS

Rebs	Player vs. Opponent	Date
23	Oscar Tshiebwe vs. WESTERN KENTUCKY	12/22/21
15	Oscar Tshiebwe vs. MISSISSIPPI STATE	1/25/22
15	Terrence Jones vs. Notre Dame	12/8/10
14	Oscar Tshiebwe vs. Providence	3/17/23
14	Keldon Johnson vs. AUBURN	2/23/19
14	DeMarcus Cousins vs. LOUISVILLE	1/2/10
13	Oscar Tshiebwe vs. GEORGIA	1/17/23
13	Oscar Tshiebwe vs. VANDERBILT	2/2/22
13	Oscar Tshiebwe vs. MISSOURI	12/29/21
13	Anthony Davis vs. LSU	3/9/12
13	Michael Kidd-Gilchrist vs. LOUISVILLE	12/31/11
13	Anthony Davis vs. CHATTANOOGA	12/17/11
13	Terrence Jones vs. Washington	11/23/10

MOST ASSISTS**

Assts.	Player vs. Opponent	Date
17	TyTy Washington Jr. vs. GEORGIA	1/8/22
16	John Wall vs. HARTFORD	12/29/09
14	Sahvir Wheeler vs. NORTH FLORIDA	11/26/21
14	Tyler Ulis vs. LSU	3/5/16
14	John Wall vs. UNC Asheville	11/30/09
12	Sahvir Wheeler vs. ROBERT MORRIS	11/21/21
12	Ashton Hagans vs. UAB	11/29/19
12	Ashton Hagans vs. Tennessee	3/16/19
12	De'Aaron Fox vs. STEPHEN F. AUSTIN	11/11/16
12	Tyler Ulis at South Carolina	2/13/16

SEC: 17, TyTy Washington Jr. vs. GEORGIA, 1/8/22
Postseason: 12, Ashton Hagans vs. Tennessee, 3/16/19
SEC Tourney: 12, Ashton Hagans vs. Tennessee, 3/16/19
NCAA Tourney: 11, John Wall vs. ETSU, 3/18/10
Rupp Arena: 17, TyTy Washington Jr. vs. GEORGIA, 1/8/22
Road: 12, Tyler Ulis, at South Carolina, 2/13/16
Neutral: 12, Ashton Hagans vs. Tennessee, 3/16/19
Ranked Opp.: 12, Ashton Hagans vs. Tennessee, 3/16/19
Freshman: 17, TyTy Washington Jr. vs. GEORGIA, 1/8/22
Sophomore: 14, Tyler Ulis vs. LSU, 3/5/16
Junior: 14, Sahvir Wheeler vs. NORTH FLORIDA, 11/26/21
Senior: 11, Sahvir Wheeler vs. DUQUESNE, 11/11/22
Graduate: 10, Julius Mays vs. LAFAYETTE, 11/16/12

Opener: 12, De'Aaron Fox vs. STEPHEN F. AUSTIN, 11/11/16
SEC Opener: 11, Isaiah Briscoe at Ole Miss, 12/29/16

MOST POINTS-REBOUNDS-ASSISTS

P-R-A	Player vs. Opponent	Date
62 (37-24-1)	Oscar Tshiebwe vs. GEORGIA	1/17/23
50 (30-18-2)	Oscar Tshiebwe at Arkansas	2/26/22
49 (47-0-2)	Malik Monk vs. North Carolina	12/17/16
48 (30-16-2)	Oscar Tshiebwe vs. Saint Peter's	3/17/22
48 (27-19-2)	Oscar Tshiebwe vs. FLORIDA	2/12/22
47 (29-17-1)	Oscar Tshiebwe vs. GEORGIA	1/8/22
47 (27-17-3)	Terrence Jones vs. Notre Dame	12/8/10
46 (29-13-4)	PJ Washington vs. Seton Hall	12/8/18
46 (39-3-4)	De'Aaron Fox vs. UCLA	3/24/17
45 (29-13-3)	Terrence Jones vs. Oklahoma	11/22/10
44 (30-13-1)	Oscar Tshiebwe at Vanderbilt	1/11/22
45 (27-18-0)	DeMarcus Cousins vs. S. HOUSTON	11/19/09
44 (25-18-1)	Oscar Tshiebwe vs. Kansas State	3/19/23
44 (21-22-1)	Oscar Tshiebwe vs. MISS. STATE	1/25/22
44 (24-19-1)	M. Kidd-Gilchrist vs. LOUISVILLE	12/31/11

MOST MINUTES WITHOUT A TURNOVER

Mins.	Player vs. Opponent	Date
44	Reid Travis vs. Auburn	3/31/19
44	Darius Miller at Arkansas	2/23/11
41	Tre Mitchell vs. SAINT JOSEPH'S	11/20/23
41	Aaron Harrison vs. LSU	2/22/14
40	Kellan Grady vs. Saint Peter's	3/17/22
40	Jacob Toppin vs. ALABAMA	2/19/22
40	Tyler Ulis vs. Duke	11/17/15
40	Aaron Harrison vs. OLE MISS	1/6/15
40	Alex Poythress vs. MISSOURI	2/23/13

MOST BLOCKED SHOTS**

Bks.	Player vs. Opponent	Date
12	Nerlens Noel at Ole Miss	1/29/13
9	Willie Cauley-Stein vs. BOISE STATE	12/10/13
9	Willie Cauley-Stein vs. Providence	12/1/13
8	Isaiah Jackson vs. Kansas	12/1/20
8	Nerlens Noel at Alabama	1/22/13
8	Anthony Davis at South Carolina	2/4/12
8	Anthony Davis vs. ST. JOHN'S	12/1/11

SEC: 12, Nerlens Noel at Ole Miss, 1/29/13
Postseason: 7, Anthony Davis vs. Western Kentucky, 3/15/12
SEC Tourney: 6, Anthony Davis vs. LSU, 3/11/12
NCAA Tourney: 7, Anthony Davis vs. Western Kentucky, 3/15/12
Rupp Arena: 9, Willie Cauley-Stein vs. BOISE STATE, 12/10/13
Road: 12, Nerlens Noel at Ole Miss, 1/29/13
Neutral: 8, Isaiah Jackson vs. Kansas, 12/1/20
Ranked Opp.: 12, Nerlens Noel at Ole Miss, 1/29/13
Freshman: 12, Nerlens Noel at Ole Miss, 1/29/13
Sophomore: 9, Willie Cauley-Stein vs. BOISE STATE, 12/10/13
Junior: 7, Nick Richards vs. LAMAR, 11/24/19
Senior: 6, Josh Harrellson vs. PENN, 1/3/11
Graduate: 4, Tre Mitchell vs. SAINT JOSEPH'S, 11/20/23
Opener: 5, Anthony Davis vs. MARIST, 11/11/11
SEC Opener: 7, Anthony Davis vs. SOUTH CAROLINA, 1/7/12

MOST STEALS**

Stls.	Player vs. Opponent	Date
8	Cason Wallace vs. Michigan State	11/15/22
8	Ashton Hagans vs. North Carolina	12/22/18
6	Tyler Ulis vs. OLE MISS	1/2/16
6	Willie Cauley-Stein vs. GEORGIA	1/25/14
6	Nerlens Noel vs. BAYLOR	12/1/12
6	John Wall vs. UConn	12/9/09
6	John Wall vs. UNC Asheville	11/30/09
5	Reed Sheppard vs. SAINT JOSEPH'S	11/20/23
5	Cason Wallace vs. KANSAS	1/28/23
5	Ashton Hagans vs. TEXAS A&M	1/8/19
5	Tyler Herro vs. MONMOUTH	11/28/18
5	Tyler Herro vs. NORTH DAKOTA	11/14/18
5	Shai Gilgeous-Alexander vs. Davidson	3/15/18
5	Malik Monk vs. UCLA	12/3/16
5	Aaron Harrison vs. ARKANSAS	2/28/15
5	Willie Cauley-Stein vs. Texas	12/5/14
5	DeAndre Liggins vs. TENNESSEE	2/8/11
5	Darius Miller at Portland	11/19/10

SEC: 6, Tyler Ulis vs. OLE MISS, 1/2/16
Postseason: 5, Shai Gilgeous-Alexander vs. Davidson, 3/14/10
SEC Tourney: 5, John Wall vs. Mississippi State, 3/14/10
NCAA Tourney: 5, Shai Gilgeous-Alexander vs. Davidson, 3/14/10
Rupp Arena: 6, Tyler Ulis vs. OLE MISS, 1/2/16
Road: 5, Darius Miller at Portland, 11/19/10
Neutral: 8, Cason Wallace vs. Michigan State, 11/15/22
Ranked Opp.: 8, Ashton Hagans vs. North Carolina, 12/22/18
Freshman: 8, Cason Wallace vs. Michigan State, 11/15/22
Sophomore: 6, Tyler Ulis vs. OLE MISS, 1/2/16
Junior: 5, Willie Cauley-Stein vs. TEXAS, 12/5/14
Senior: 4, CJ Fredrick vs. SOUTH CAROLINA ST., 11/17/22
Graduate: 3, Davion Mintz vs. ALABAMA, 2/19/22
Opener: 4, Lance Ware vs. HOWARD, 11/7/22
SEC Opener: 6, Tyler Ulis vs. OLE MISS, 1/2/16

**In some cases, the most recent occurrence is listed



TEAM GAME RECORDS CAL ERA

MOST FIELD GOALS

FGs.	Opp.	Date
46	MARIST	11/11/11
45	MARSHALL	11/24/23
44	vs. Arizona State	11/28/16
44	AUBURN	2/21/15
42	UIC	11/26/17
42	LIU BROOKLYN	11/23/12
41	UT MARTIN	11/25/16
41	HARTFORD	12/29/09

FEWEST FIELD GOALS

FGs.	Opp.	Date
14	at Tennessee	3/2/19
14	at South Carolina	3/1/14
16	vs. Kansas State	3/22/18
16	ALABAMA	3/4/14
17	GEORGIA	12/31/17
17	LOUISVILLE	12/31/11
17	at Auburn	2/12/14
18	vs. LSU	3/9/12
18	vs. Vanderbilt	3/15/13
18	vs. Florida	3/16/14
18	vs. UConn	4/7/14
18	at Texas A&M	1/10/15
18	at South Carolina	1/24/15

MOST FIELD-GOAL ATTEMPTS

FGs.	Opp.	Date
84	vs. Arizona State	11/28/16
80	UCLA	12/3/16
78	NORTH FLORIDA	11/26/21
77	vs. Duke	11/9/21
77	at Mississippi State	1/2/21
77	ARKANSAS	1/23/10
76	vs. Kansas	11/14/23
76	ARKANSAS	2/27/14
75	MARIST	11/11/11

FEWEST FIELD-GOAL ATTEMPTS

FGs.	Opp.	Date
39	at South Carolina	1/24/15
40	at Robert Morris	3/19/13
41	ALABAMA	1/31/15
41	TENNESSEE	1/31/12
42	ARKANSAS	2/26/19
42	at Missouri	2/19/19
42	vs. Kansas State	3/22/18
42	vs. Alabama	3/10/18
42	FLORIDA	2/15/14
42	vs. Providence	12/1/13
42	vs. LSU	3/9/12
42	vs. Cleveland State	11/24/09

HIGHEST FIELD-GOAL PCT.

Pct.	Opp.	Date
.679	TENNESSEE	1/15/22
.677	LIU BROOKLYN	11/23/12
.667	UIC	11/26/17
.647	AUBURN	2/21/15
.645	LAFAYETTE	11/16/12
.643	vs. Alabama	3/10/18
.643	vs. Providence	12/1/13
.639	STONEHILL	11/17/23
.614	SOUTH CAROLINA	2/5/13
.613	MARIST	11/11/11

LOWEST FIELD-GOAL PCT.

Pct.	Opp.	Date
.269	at South Carolina	3/1/14
.281	at Texas A&M	1/10/15
.288	at Alabama	1/7/23
.296	BAYLOR	12/1/12
.298	LOUISVILLE	12/31/11
.309	at Auburn	2/12/14
.313	at Missouri	2/3/18
.315	GEORGIA	12/31/17
.318	at Tennessee	3/2/19
.322	VANDERBILT	3/1/23

MOST FREE THROWS

FTs.	Opp.	Date
35	vs. Indiana	3/23/12
33	at South Carolina	3/1/14
32	LOUISVILLE	12/31/11
31	MISSISSIPPI STATE	2/4/20
31	UTAH VALLEY	11/18/19
31	MOREHEAD STATE	11/21/12
31	INDIANA	12/11/10

FEWEST FREE THROWS

FTs.	Opp.	Date
1	at Vanderbilt	1/24/23
3	at Mississippi State	1/2/21
3	ETSU	11/17/17
4	HIGH POINT	12/31/21
4	NOTRE DAME	12/12/20
4	vs. UConn	4/2/11
4	VANDERBILT	1/23/16
5	vs. Penn	12/9/23
5	at Alabama	1/7/23
5	vs. UCLA	12/17/22
5	vs. Georgia	3/9/18

MOST FREE-THROW ATTEMPTS

FTs.	Opp.	Date
48	UNC ASHEVILLE	11/8/13
46	ILLINOIS STATE	11/30/15
44	vs. Baylor	3/25/12
44	INDIANA	12/11/10
43	at North Carolina	12/14/13
43	LOUISVILLE	12/31/11
42	at South Carolina	3/1/14

FEWEST FREE-THROW ATTEMPTS

FTs.	Opp.	Date
2	at Vanderbilt	1/24/23
6	NOTRE DAME	12/12/20
6	VANDERBILT	1/23/16
7	GEORGIA	1/8/22
7	vs. Duke	11/9/21
8	STONEHILL	11/17/23
8	at Alabama	17/23
8	HIGH POINT	12/31/21
8	vs. MT. ST. MARY'S	11/16/21
8	at Mississippi State	1/2/21

HIGHEST FREE-THROW PCT.

Pct.	Opp.	Date
1.000	FLORIDA	2/22/20
1.000	FLORIDA	2/7/12
1.000	AUSTIN PEAY	12/19/09
.960	at Vanderbilt	2/17/20
.958	TENNESSEE	1/18/14
.955	at Florida	2/7/15
.952	TENNESSEE	1/15/22
.946	vs. Indiana	3/23/12
.941	OHIO	11/19/21
.933	AUBURN	2/25/23
.923	at Florida	1/9/21
.923	at Mississippi State	2/25/15

min. 10 attempts

LOWEST FREE-THROW PCT.

Pct.	Opp.	Date
.200	ETSU	11/17/17
.333	vs. UConn	4/2/11
.385	vs. UCLA	12/17/22
.391	ETSU	11/12/10
.412	vs. Wake Forest	3/20/10
.435	at Vanderbilt	2/27/16
.471	at Texas A&M	2/10/18
.471	PROVIDENCE	11/30/14
.478	at Louisville	12/29/12

min. 10 attempts

MOST 3-POINTERS

3s.	Opp.	Date
17	STONEHILL	11/17/23
16	MARSHALL	11/24/23
15	GEORGIA	3/1/12
15	vs. ETSU	3/18/10
14	ARKANSAS	2/9/21
14	HARTFORD	12/29/09
13	FLORIDA A&M	12/21/22
13	SOUTH CAROLINA	3/6/21
13	TEXAS A&M	1/3/17
13	vs. Alabama	3/11/16
13	ETSU	11/12/10

FEWEST 3-POINTERS

3s.	Opp.	Date
0	RICHMOND	11/29/20
0	vs. Davidson	3/15/18
1	at Georgia	1/20/21
1	MISSISSIPPI STATE	2/4/20
1	GEORGIA	1/21/20
1	UTAH VALLEY	11/18/19
1	at South Carolina	1/16/18
1	at Vanderbilt	1/10/17
1	TEXAS	12/5/14
1	LSU	2/22/14
1	vs. LSU	3/9/12
1	TENNESSEE	1/31/12
1	vs. Alabama	3/12/10

MOST 3-POINT ATTEMPTS

3s.	Opp.	Date
38	vs. Kansas	11/14/23
33	CHATTANOOGA	12/17/11
33	vs. ETSU	3/18/10
33	ARKANSAS	1/23/10
32	STONEHILL	11/17/23
32	TEXAS A&M	1/21/23
32	vs. West Virginia	3/27/10
29	NEW MEXICO STATE	11/6/23

FEWEST 3-POINT ATTEMPTS

3s.	Opp.	Date
5	vs. Wisconsin	4/4/15
5	vs. Wisconsin	4/5/14
5	at Tennessee	1/14/12
6	vs. Davidson	3/15/18
6	FLORIDA	3/7/15
6	VANDERBILT	1/20/15
7	FLORIDA	3/10/19
7	at Missouri	1/29/15
7	PROVIDENCE	11/30/14
7	vs. Louisville	3/31/12
7	at Indiana	12/10/11

HIGHEST 3-POINT PERCENTAGE

Pct.	Opp.	Date
.700	at Florida	3/1/16
.692	DREXEL	12/21/09
.667	vs. Alabama	3/10/18
.667	AUSTIN PEAY	12/19/09
.643	ALABAMA	2/19/22
.636	vs. Michigan	3/30/14
.625	MISSOURI	2/24/18
.625	BOSTON	11/30/10
.615	AUBURN	2/25/23
.615	at Florida	3/7/20
.611	TENNESSEE	1/15/22

min. 10 attempts

LOWEST 3-POINT PERCENTAGE

Pct.	Opp.	Date
.000	RICHMOND	11/29/20
.000	vs. Davidson	3/15/18
.077	at Georgia	1/20/21
.077	vs. Alabama	3/12/10
.083	UTAH VALLEY	11/18/19
.083	TEXAS	12/5/14
.091	OLE MISS	2/15/20
.091	at South Carolina	1/16/18
.091	at Tennessee	2/27/10
.100	vs. Tennessee	3/12/22
.100	MISSISSIPPI STATE	2/4/20
.100	at Missouri	2/3/18
.100	TENNESSEE	1/31/12

min. 10 attempts

MOST REBOUNDS

Rebs.	Opp.	Date
59	vs. Arizona State	11/28/16
59	ARKANSAS	1/23/10
57	LOUISVILLE	12/31/11
56	ROBERT MORRIS	11/17/13
54	RICHMOND	11/29/20
54	EASTERN KENTUCKY	11/8/19
54	NJIT	11/14/15

FEWEST REBOUNDS

Rebs.	Opp.	Date
21	ALABAMA	1/31/15
21	at Tennessee	2/16/13
22	vs. Wisconsin	4/4/15
23	UTAH	12/15/18
24	GEORGIA	2/3/15
24	NORTH CAROLINA	12/13/14
24	TENNESSEE	1/18/14
25	TENNESSEE	1/15/22
25	FLORIDA	2/27/21
25	vs. Ohio State	12/21/19
25	vs. Baylor	12/6/13
25	at Robert Morris	3/19/13

MOST OFFENSIVE REBOUNDS

Rebs.	Opp.	Date
26	ARKANSAS	2/27/14
24	GRAND CANYON	11/14/14
24	vs. West Virginia	3/27/10
22	NJIT	11/14/15
22	at Auburn	2/2/14
22	ARKANSAS	1/23/10
21	vs. Vanderbilt	3/10/23
21	vs. UCLA	12/17/22
21	RICHMOND	11/29/20
21	SOUTH CAROLINA	2/5/19
21	at West Virginia	1/27/18
21	VALPARAISO	12/7/16
21	COLUMBIA	12/10/14
21	at South Carolina	3/1/14
21	BAYLOR	12/1/12
21	at Indiana	12/12/09



TEAM GAME RECORDS CAL ERA

FEWEST OFFENSIVE REBOUNDS

Rebs.	Opp.	Date
1	vs. Alabama	3/10/18
3	at Florida	1/6/24
3	at South Carolina	1/24/14
4	KANSAS	1/28/23
4	at Ole Miss	3/5/19
5	STONEHILL	11/17/23
5	TENNESSEE	1/15/22
5	at Notre Dame	12/11/21
5	VANDERBILT	1/5/21
5	vs. Michigan State	11/5/19
5	GEORGIA	2/3/15
5	ALABAMA	1/31/15
5	MISSISSIPPI STATE	2/15/11
5	GEORGIA	1/29/11

MOST DEFENSIVE REBOUNDS

Rebs.	Opp.	Date
42	EASTERN KENTUCKY	11/8/19
39	vs. Arizona State	11/28/16
39	ROBERT MORRIS	11/17/13
39	EASTERN MICHIGAN	1/2/13
38	TROY	11/20/17
38	vs. Hampton	3/19/15
38	EASTERN KENTUCKY	12/7/14
38	vs. Cleveland State	11/24/09

FEWEST DEFENSIVE REBOUNDS

Rebs.	Opp.	Date
9	at Tennessee	2/16/13
13	NORTH CAROLINA	12/13/14
14	SOUTH CAROLINA	1/10/23
15	vs. Baylor	12/6/13
15	at Alabama	1/18/11
16	at Auburn	1/22/22
16	FLORIDA	2/27/21
16	at Florida	3/7/20
16	TENNESSEE	3/3/20
16	vs. Ohio State	12/21/19
16	UTAH	12/15/18
16	vs. Wisconsin	4/4/15
16	ALABAMA	1/31/15
16	TEXAS A&M	1/12/13
16	at Auburn	1/11/12
16	vs. UConn	11/24/10

HIGHEST REBOUND MARGIN

Mg.	Opp.	Date
+36	OHIO	11/19/21
+31	NIJT	11/14/15
+30	NORTH DAKOTA	11/14/18
+30	GRAND CANYON	11/14/14
+29	EASTERN KENTUCKY	11/8/19
+29	SOUTHERN ILLINOIS	11/9/18
+28	NKU	11/10/13
+27	vs. Abilene Christian	3/21/19
+27	vs. Little Rock	1/3/12
+26	vs. Arizona State	11/28/16
+26	LOUISVILLE	12/31/11

LOWEST REBOUND MARGIN

Mg.	Opp.	Date
-25	at Florida	2/4/17
-18	at Tennessee	2/16/13
-16	vs. Mississippi State	3/11/21
-16	vs. Baylor	12/6/13
-16	vs. Maryland	11/9/12
-15	TENNESSEE	1/18/14
-14	at Ole Miss	3/2/21
-14	at Auburn	2/1/20
-14	at LSU	1/5/16
-13	VANDERBILT	1/5/21

MOST ASSISTS

Assts.	Opp.	Date
33	vs. Arizona State	11/28/16
30	HARTFORD	12/29/09
28	LIU BROOKLYN	11/23/12
28	vs. UNC Asheville	11/30/09
27	MARSHALL	11/24/23
27	WESTERN KENTUCKY	12/22/21
26	MIAMI	11/28/23
26	STONEHILL	11/17/23
25	S. CAROLINA STATE	11/1722
25	at South Carolina	2/8/22
25	CLEVELAND STATE	11/23/16
25	AUBURN	2/21/15
25	vs. UCLA	12/20/14

FEWEST ASSISTS

Assts.	Opp.	Date
3	LSU	2/23/22
5	RICHMOND	11/29/20
5	LSU	2/22/14
5	at Arkansas	3/2/13
6	at Florida	1/6/24
6	VANDERBILT	3/1/23
6	at Louisville	12/26/20
6	EVANSVILLE	11/12/19
6	vs. Kansas State	3/22/18
6	at Florida	3/3/18
6	vs. Vanderbilt	3/15/13
6	VANDERBILT	3/1/11

MOST TURNOVERS

To.	Opp.	Date
24	MOREHEAD STATE	11/13/09
23	SAM HOUSTON ST.	11/19/09
22	ETSU	11/17/17
21	vs. Georgia Tech	12/6/20
21	RICHMOND	11/29/20
21	LOUISVILLE	12/31/11
21	vs. Old Dominion	11/20/11
21	NORTH CAROLINA	12/5/09

FEWEST TURNOVERS

To.	Opp.	Date
2	VANDERBILT	1/5/21
3	A&M-COMMERCE	11/10/23
3	at Georgia	3/3/15
3	at South Carolina	2/4/12
4	ALABAMA	2/23/16
4	COLUMBIA	12/10/14
4	vs. Wisconsin	4/5/14
4	PORTLAND	11/26/11
5	FLORIDA	2/12/22
5	at Notre Dame	12/11/21
5	vs. Mississippi State	3/11/21
5	vs. Georgia	3/9/18
5	vs. Georgia	3/12/16
5	at Vanderbilt	2/27/16
5	ALABAMA	1/31/15

MOST BLOCKS

Blks.	Opp.	Date
18	ST. JOHN'S	12/1/11
15	vs. Stony Brook	3/17/16
14	at Georgia	3/3/10
13	LAMAR	11/24/19
13	vs. UCLA	12/20/14
13	at Ole Miss	1/29/13
13	ARKANSAS	1/17/12
13	vs. Kansas	11/15/11
13	MARIST	11/11/11

FEWEST BLOCKS

Blks.	Opp.	Date
0	at Gonzaga	11/20/22
0	FLORIDA	2/12/22
0	at Kansas	1/29/22
0	at Florida	3/7/20

MOST STEALS

Stls.	Opp.	Date
15	LAFAYETTE	11/16/12
13	NEW MEXICO STATE	11/6/23
13	NORTH FLORIDA	11/26/21
13	OLE MISS	1/2/16
13	vs. UConn	12/9/09
12	SAINT JOSEPH'S	11/20/23
12	vs. Michigan State	11/15/22
12	at Alabama	2/5/22
12	vs. North Carolina	12/22/18
12	NORTH DAKOTA	11/14/18
12	STEPHEN F. AUSTIN	11/11/16
12	BOSTON	11/24/15
12	NORTH CAROLINA	12/13/14
12	PROVIDENCE	11/30/14
12	LIPSCOMB	12/15/12
12	PORTLAND	11/26/11
12	vs. Cornell	3/25/10
12	GEORGIA	1/9/10
12	vs. UNC Asheville	11/30/09

FEWEST STEALS

Stls.	Opp.	Date
0	at Auburn	2/1/20
0	vs. Baylor	12/6/13
1	at Georgia	2/11/23
1	ARKANSAS	2/9/21
1	vs. Duke	11/6/18
1	at West Virginia	1/27/18
1	vs. Michigan State	11/12/13
1	at Robert Morris	3/19/13
1	vs. West Virginia	3/19/11
1	FLORIDA	2/26/11

MOST PERSONAL FOULS

Fls.	Opp.	Date
33	at Kansas	1/30/16
32	at South Carolina	1/16/18
31	at Arkansas	1/14/14
31	at North Carolina	12/14/13
30	vs. North Carolina	12/19/20
29	at Auburn	2/1/20
29	at Missouri	2/3/18
29	at South Carolina	3/1/14

FEWEST PERSONAL FOULS

Fls.	Opp.	Date
5	HIGH POINT	12/31/21
7	DUQUESNE	11/11/22
7	ALABAMA	2/19/22
7	NORTH FLORIDA	11/22/21
7	HARTFORD	12/29/09
8	STONEHILL	11/17/23
8	ROBERT MORRIS	11/12/21
8	MONTANA STATE	11/23/14
8	LAFAYETTE	11/16/12
8	vs. Florida	3/10/12
8	vs. Princeton	3/17/11
8	WINTHROP	12/22/10
8	DREXEL	12/21/09
8	vs. UNC Asheville	11/30/09

KENTUCKY'S 100-POINT GAMES

Points (Score)	Opponent	Date
118 (118-82)	MARSHALL	11/24/23
115 (115-69)	vs. Arizona State	11/28/16
111 (111-76)	UT MARTIN	11/25/16
110 (110-75)	AUBURN	2/21/15
108 (108-58)	MARIST	11/11/11
107 (107-79)	TENNESSEE	1/15/22
107 (107-73)	UIC	11/26/17
106 (106-63)	S. CAROLINA STATE	11/17/22
105 (105-76)	UT ARLINGTON	11/19/13
104 (104-75)	LIU BROOKLYN	11/23/12
104 (104-61)	HARTFORD	12/29/09
103 (103-100)	vs. North Carolina	12/17/16
102 (102-90)	vs. Indiana	3/23/12
102 (102-92)	RIDER	11/21/09
101 (101-67)	STONEHILL	11/17/23
101 (101-70)	CLEVELAND STATE	11/17/26
101 (101-49)	LAFAYETTE	11/16/12
101 (101-70)	ARKANSAS	1/23/10
100 (100-60)	ROBERT MORRIS	11/12/21
100 (100-58)	TEXAS A&M	1/3/17
100 (100-71)	ETSU	3/18/10



GAME MARGINS IN CAL ERA

VICTORY MARGINS

Margin (Score)	Opponent	Date
+58 (86-28)	MONTANA STATE	11/13/14
+52 (101-49)	LAFAYETTE	11/16/12
+50 (108-58)	MARIST	11/11/11
+49 (86-37)	MISSOURI	1/13/15
+48 (92-44)	UT ARLINGTON	11/25/14
+48 (88-40)	RADFORD	11/23/11
+46 (90-44)	MONMOUTH	11/28/18
+46 (115-69)	vs. Arizona State	11/28/16
+44 (92-48)	HIGH POINT	12/31/21
+44 (88-44)	DREXEL	12/21/09

VICTORY MARGIN IN RUPP ARENA

Margin (Score)	Opponent	Date
+58 (86-28)	MONTANA STATE	11/13/14
+52 (101-49)	LAFAYETTE	11/16/12
+50 (108-58)	MARIST	11/11/11
+49 (86-37)	MISSOURI	1/13/15
+48 (92-44)	UT ARLINGTON	11/25/14
+48 (88-40)	RADFORD	11/23/11
+46 (90-44)	MONMOUTH	11/28/18
+44 (92-48)	HIGH POINT	12/31/21
+44 (88-44)	DREXEL	12/21/09
+43 (106-63)	SOUTH CAROLINA STATE	11/17/22
+43 (104-61)	HARTFORD	12/29/09

VICTORY MARGIN IN SEC PLAY

Margin (Score)	Opponent	Date
+49 (86-37)	MISSOURI	1/13/15
+42 (100-58)	TEXAS A&M	1/3/17
+38 (82-44)	LSU	1/15/11
+35 (87-52)	at Vanderbilt	1/29/19
+35 (110-75)	AUBURN	2/21/15
+34 (82-48)	GEORGIA	2/9/16
+34 (88-54)	MISSOURI	1/27/16
+34 (77-43)	SOUTH CAROLINA	2/14/15
+34 (86-52)	at South Carolina	2/4/12
+32 (86-54)	AUBURN	2/25/23
+31 (90-59)	SOUTH CAROLINA	2/19/11
+31 (101-70)	ARKANSAS	1/23/10

VICTORY MARGIN ON THE ROAD

Margin (Score)	Opponent	Date
+35 (87-52)	at Vanderbilt	1/29/19
+34 (86-52)	at South Carolina	2/4/12
+31 (79-48)	at Portland	11/19/10
+27 (89-62)	at South Carolina	2/13/16
+26 (81-55)	at LSU	2/6/10
+24 (74-50)	at LSU	1/28/12
+23 (99-76)	at Ole Miss	12/29/16
+22 (70-48)	at Alabama	1/17/15
+22 (75-53)	at Auburn	1/19/13
+20 (69-49)	at Georgia	1/15/19

VICTORY MARGIN AT A NEUTRAL SITE

Margin (Score)	Opponent	Date
+46 (115-69)	vs. Arizona State	11/28/16
+39 (78-39)	vs. West Virginia	3/26/15
+39 (83-44)	vs. UCLA	12/20/14
+38 (85-47)	vs. Penn State	11/19/11
+35 (79-44)	vs. Abilene Christian	3/21/19
+32 (72-40)	vs. Kansas	11/18/14
+30 (90-60)	vs. Wake Forest	3/20/10
+29 (98-69)	vs. North Carolina	12/18/21
+29 (100-71)	vs. ETSU	3/18/10
+29 (74-45)	vs. Tennessee	3/13/10
+28 (85-57)	vs. Stony Brook	3/17/16

VICTORY MARGIN IN RUPP ARENA IN THE SEC

Margin (Score)	Opponent	Date
+49 (86-37)	MISSOURI	1/13/15
+42 (100-58)	TEXAS A&M	1/3/17
+38 (82-44)	LSU	1/15/11
+35 (110-75)	AUBURN	2/21/15
+34 (82-48)	GEORGIA	2/9/16
+34 (88-54)	MISSOURI	1/27/16
+34 (77-43)	SOUTH CAROLINA	2/14/15
+32 (86-54)	AUBURN	2/25/23
+31 (90-59)	SOUTH CAROLINA	2/19/11
+31 (101-70)	ARKANSAS	1/23/10

VICTORY MARGIN ON THE ROAD IN THE SEC

Margin (Score)	Opponent	Date
+35 (87-52)	at Vanderbilt	1/29/19
+34 (86-52)	at South Carolina	2/4/12
+27 (89-62)	at South Carolina	2/13/16
+26 (81-55)	at LSU	2/6/10
+24 (74-50)	at LSU	1/28/12
+23 (99-76)	at Ole Miss	12/29/16
+22 (70-48)	at Alabama	1/17/15
+22 (75-53)	at Auburn	1/19/13
+20 (69-49)	at Georgia	1/15/19
+18 (76-58)	at Florida	1/9/21
+18 (74-56)	at Mississippi State	2/25/15
+18 (66-48)	at Tennessee	2/17/15

VICTORY MARGIN IN THE SEC TOURNAMENT

Margin (Score)	Opponent	Date
+29 (74-45)	vs. Tennessee	3/13/10
+26 (85-59)	vs. Alabama	3/11/16
+24 (91-67)	vs. Auburn	3/14/15
+23 (86-63)	vs. Alabama	3/10/18
+18 (73-55)	vs. Alabama	3/15/19
+18 (85-67)	vs. LSU	3/14/14
+17 (82-65)	vs. Arkansas	3/12/17
+16 (70-54)	vs. Florida	3/13/11
+15 (78-63)	vs. Arkansas	3/15/15
+15 (64-49)	vs. Florida	3/13/15

VICTORY MARGIN IN THE NCAA TOURNAMENT

Margin (Score)	Opponent	Date
+39 (78-39)	vs. West Virginia	3/26/15
+35 (79-44)	vs. Abilene Christian	3/21/19
+30 (90-60)	vs. Wake Forest	3/20/10
+29 (100-71)	vs. ETSU	3/18/10
+28 (85-57)	vs. Stony Brook	3/17/16
+23 (79-56)	vs. Hampton	3/19/15
+20 (95-75)	vs. Buffalo	3/17/18
+17 (62-45)	vs. Cornell	3/25/10
+16 (87-71)	vs. Iowa State	3/17/12
+15 (81-66)	vs. Western Kentucky	3/15/12
+13 (64-51)	vs. Cincinnati	3/21/15

LOSS MARGINS

Margin (Score)	Opponent	Date
-34 (118-84)	vs. Duke	11/6/18
-30 (85-55)	at Tennessee	2/16/13
-26 (78-52)	at Alabama	1/7/23
-22 (88-66)	at Florida	2/4/17
-20 (85-65)	ALABAMA	1/26/21
-19 (71-52)	at Tennessee	3/2/19
-19 (84-65)	at Florida	3/18/14
-18 (85-67)	at LSU	1/5/16
-17 (79-62)	vs. Georgia Tech	12/6/20
-17 (84-67)	vs. UConn	11/24/17
-17 (69-52)	at Florida	2/12/13

LOSS MARGINS IN RUPP ARENA

Margin (Score)	Opponent	Date
-20 (85-65)	ALABAMA	1/26/21
-15 (88-73)	ARKANSAS	2/7/23
-12 (76-64)	RICHMOND	11/29/20
-12 (83-71)	TEXAS A&M	1/12/13
-11 (82-71)	TENNESSEE	2/6/21
-10 (69-59)	FLORIDA	2/15/14
-9 (77-68)	KANSAS	1/28/23
-9 (64-55)	BAYLOR	12/1/13
-8 (81-73)	TENNESSEE	3/7/20
-7 (80-73)	UNC WILMINGTON	12/2/23
-6 (79-73)	KANSAS	1/28/17

LOSS MARGINS IN SEC PLAY

Margin (Score)	Opponent	Date
-30 (85-55)	at Tennessee	2/16/13
-26 (78-52)	at Alabama	1/7/23
-22 (88-66)	at Florida	2/4/17
-20 (85-65)	ALABAMA	1/26/21
-19 (71-52)	at Tennessee	3/2/19
-19 (84-65)	at Florida	3/18/14
-18 (85-67)	at LSU	1/5/16
-17 (69-52)	at Florida	2/12/13
-15 (88-73)	ARKANSAS	2/7/23

LOSS MARGINS ON THE ROAD

Margin (Score)	Opponent	Date
-30 (85-55)	at Tennessee	2/16/13
-26 (78-52)	at Alabama	1/7/23
-22 (88-66)	at Florida	2/4/17
-19 (71-52)	at Tennessee	3/2/19
-19 (84-65)	at Florida	3/18/14
-18 (85-67)	at LSU	1/5/16
-17 (69-52)	at Florida	2/12/13
-16 (88-72)	at Gonzaga	11/0/22
-14 (89-75)	at Missouri	12/28/22
-14 (64-50)	at Notre Dame	11/29/12
-13 (76-63)	at Tennessee	2/15/22
-13 (80-67)	at Florida	3/3/18
-13 (73-60)	at Arkansas	3/2/13

LOSS MARGINS AT NEUTRAL SITES

Margin (Score)	Opponent	Date
-34 (118-84)	vs. Duke	11/6/18
-17 (79-62)	vs. Georgia Tech	12/6/20
-17 (84-67)	vs. UConn	11/24/17
-16 (64-48)	vs. Vanderbilt	3/15/13
-12 (75-63)	vs. North Carolina	12/19/20
-10 (63-53)	vs. UCLA	12/17/22
-9 (86-77 2OT)	vs. Michigan State	11/15/22
-8 (79-71)	vs. Duke	11/9/21
-8 (83-75)	vs. UCLA	12/23/17

LOSS MARGINS ON THE ROAD IN THE SEC

Margin (Score)	Opponent	Date
-30 (85-55)	at Tennessee	2/16/13
-26 (78-52)	at Alabama	1/7/23
-22 (88-66)	at Florida	2/4/17
-19 (71-52)	at Tennessee	3/2/19
-19 (84-65)	at Florida	3/18/14
-18 (85-67)	at LSU	1/5/16
-17 (69-52)	at Florida	2/12/13
-14 (89-75)	at Missouri	12/28/22
-13 (76-63)	at Tennessee	2/15/22
-13 (80-67)	at Florida	3/3/18
-13 (73-60)	at Arkansas	3/2/13
-12 (74-62)	at Vanderbilt	2/27/16

LOSS MARGINS IN RUPP ARENA IN THE SEC

Margin (Score)	Opponent	Date
-20 (85-65)	ALABAMA	1/26/21
-15 (88-73)	ARKANSAS	2/7/23
-12 (83-71)	TEXAS A&M	1/12/13
-11 (82-71)	TENNESSEE	2/6/21
-10 (69-59)	FLORIDA	2/15/14
-8 (81-73)	TENNESSEE	3/7/20
-4 (71-67)	FLORIDA	2/27/21
-4 (71-67)	ARKANSAS	2/27/14
-3 (71-68)	SOUTH CAROLINA	1/10/23
-2 (68-66)	VANDERBILT	3/1/23
-2 (73-71)	LSU	2/12/19
-2 (61-59)	TENNESSEE	2/6/18
-2 (66-64)	FLORIDA	1/20/18

LOSS MARGINS IN THE SEC TOURNAMENT

Margin (Score)	Opponent	Date
-16 (64-48)	vs. Vanderbilt	3/15/13
-7 (80-73)	vs. Vanderbilt	3/10/23
-7 (69-62)	vs. Tennessee	3/12/22
-7 (71-64)	vs. Vanderbilt	3/11/12
-4 (82-78)	vs. Tennessee	3/16/19
-1 (74-73)	vs. Mississippi State	3/11/21
-1 (61-60)	vs. Florida	3/16/14

LOSS MARGINS IN THE NCAA TOURNAMENT

Margin (Score)	Opponent	Date
-7 (71-64)	vs. Wisconsin	4/4/15
-7 (73-66)	vs. West Virginia	3/27/10
-6 (75-69)	vs. Kansas State	3/19/23
-6 (85-79)	vs. Saint Peter's	3/17/22
-6 (77-71)	vs. Auburn	3/31/19
-6 (73-67)	vs. Indiana	3/19/16
-6 (60-54)	vs. UConn	3/7/2014
-3 (61-58)	vs. Kansas State	3/22/18
-3 (65-62)	vs. North Carolina	3/26/17
-1 (56-55)	vs. UConn	4/2/11





2023-24 SEASON/CAREER HIGHS

Points		
Season	23, vs. MISSOURI (1/9/24)	
Career	23, vs. MISSOURI (1/9/24)	
Rebounds		
Season	5, 5x, last vs. MIAMI (11/28/23)	
Career	5, 5x, last vs. MIAMI (11/28/23)	
Field Goals		
Season	7, 2x, last vs. MARSHALL (11/24/23)	
Career	7, 2x, last vs. MARSHALL (11/24/23)	
Field Goals Attempted		
Season	16, vs. North Carolina (12/16/23)	
Career	16, vs. North Carolina (12/16/23)	
3-Point Field Goals		
Season	4, vs. Kansas (11/14/23)	
Career	4, vs. Kansas (11/14/23)	
3-Point Field Goals Attempted		
Season	6, 4x, last vs. UNC (12/16/23)	
Career	6, 4x, last vs. UNC (12/17/23)	
Free Throws		
Season	8, vs. vs. MISSOURI (1/9/24)	
Career	8, vs. vs. MISSOURI (1/9/24)	
Free Throws Attempted		
Season	10, vs. MISSOURI (1/9/24)	
Career	10, vs. MISSOURI (1/9/24)	
Assists		
Season	9, vs. MIAMI (11/28/23)	
Career	9, vs. MIAMI (11/28/23)	
Steals		
Season	3, vs. ILLINOIS STATE (12/29/23)	
Career	3, vs. ILLINOIS STATE (12/29/23)	
Blocked Shots		
Season	1, at Louisville (12/21/23)	
Career	1, at Louisville (12/21/23)	
Minutes Played		
Season	30, vs. A&M-COMMERCE (11/10/23)	
Career	30, vs. A&M-COMMERCE (11/10/23)	
MISCELLANEOUS		
	2023-24	CAREER*
Dunks	4	4
Double-Figure Scoring Games	12	12
Double-Figure Rebounding Games	0	0
Games With Double-Double	0	0
Games Led UK in Scoring	4	4
Games Led UK in Rebounding	0	0
Games Led UK in Assists	7	7
Games Led UK in Steals	2	2
Games Led UK in Blocks	0	0
Games With 3+ Assists	9	9
Games With 3+ Blocks	0	0
Games With 3+ Steals	1	1
Games With 3+ Three-Pointers	4	4

- Has scored in double figures in every game but two this season
- Notched a career-best 23 points in only 19 minutes in win vs. Missouri, making 6 of 7 from the field, 3 of 3 on 3-pointers, and 8-10 free throws
- Had a team-best 17 points in win vs. top-10 UNC, with 12 of his points coming in the second half
- Scored 17 points against Penn with three 3s and three rebounds
- Career-best nine assists vs. No. 8 Miami with 12 points, five rebounds and two steals
- Dished out eight assists in UK's historic offensive performance vs. Marshall, adding 16 points with five rebounds
- Tied for the team lead in steals with six against St. Joe's, adding five rebounds, which tied a season best and was just one shy of the team lead.
- Scored 20 points while handing out seven assists and grabbing four boards against Stonehill
- Went for 18 points, including 4 of 5 from deep, to go along with three assists, two steals and two boards against Kansas
- Led the Cats with 17 points and added three assists and a pair of steals in the season-opener against New Mexico State
- Ranked as high as No. 13 by 247Sports in the 2023 recruiting class
- Averaged 14.7 points and 4.9 assists per game during his senior season with Overtime Elite
- 2021 FIBA Americas U16 Championship MVP, averaging 15.7 points and 6.2 assists in more than 20 minutes per game

Game-By-Game Statistics

Opponent	Date	GS	Min	FG-A	Pct.	3FG-A	Pct.	FT-A	Pct.	Off-Def-Tot	PF	Ast	TO	Blk	Stl	Pts
NEW MEXICO ST.	11/6		19	6-11	.545	2-6	.333	3-3	1.000	0-5-5	2	3	0	0	2	17
A&M-COMMERCE	11/10	*	30	4-13	.308	1-6	.167	3-4	.750	1-4-5	2	4	1	0	1	12
vs. Kansas	11/14		16	6-12	.500	4-5	.800	2-2	1.000	0-2-2	5	3	2	0	2	18
STONEHILL	11/17		24	7-10	.700	3-6	.500	3-4	.750	0-4-4	0	7	3	0	2	20
ST. JOSEPH'S	11/20		26	5-10	.500	2-3	.667	1-2	.500	0-5-5	1	6	1	0	1	13
MARSHALL	11/24		25	7-8	.875	2-2	1.000	0-1	.000	1-4-5	2	8	2	0	1	16
MIAMI	11/28		22	5-12	.417	2-2	1.000	0-0	.000	0-5-5	4	9	0	0	2	12
UNC WILMINGTON	12/2		24	1-9	.111	0-2	.000	0-0	.000	1-3-4	4	3	4	0	1	2
vs. Penn	12/9		22	6-14	.429	3-5	.600	2-3	.667	0-3-3	0	1	3	0	2	17
vs. North Carolina	12/16		25	6-16	.375	1-6	.167	4-6	.667	0-3-3	4	1	1	0	1	17
at Louisville	12/21		21	5-9	.556	0-2	.000	2-3	.667	1-1-2	2	2	1	1	1	12
ILLINOIS STATE	12/29		22	5-10	.500	1-2	.500	5-5	1.000	0-3-3	4	7	1	0	3	16
at Florida	1/6		18	2-7	.286	0-4	.000	2-2	1.000	0-1-1	1	1	4	0	0	6
MISSOURI	1/9		19	6-7	.857	3-3	1.000	8-10	.800	0-2-2	4	2	3	0	2	23

Career Statistics

Year	GP-GS	Min-Avg	FG-FGA	Pct	3FG-FGA	Pct	FT-FTA	Pct	Off-Def-Tot-Avg	PF-FO	Ast	TO	Blk	Stl	Pts	Avg
2023-24	14-1	313-22.4	71-148	.480	24-54	.444	35-45	.778	4-45-49-3.5	35-1	57	26	1	21	201	14.4
Career	14-1	313-22.4	71-148	.480	24-54	.444	35-45	.778	4-45-49-3.5	35-1	57	26	1	21	201	14.4

1 JUSTIN EDWARDS

Fr. | Guard | 6-8 | 203 | Philadelphia | Imhotep Institute Charter HS



2023-24 SEASON/CAREER HIGHS

Points		
Season	16, vs. A&M-COMMERCE (11/10/23)	
Career	16, vs. A&M-COMMERCE (11/10/23)	
Rebounds		
Season	7, 2x, last at Louisville (12/21/23)	
Career	7, 2x, last at Louisville (12/21/23)	
Field Goals		
Season	6, 2x, last at Louisville (12/21/23)	
Career	6, 2x, last at Louisville (12/21/23)	
Field Goals Attempted		
Season	14, vs. UNC WILMINGTON (12/2/23)	
Career	14, vs. UNC WILMINGTON (12/2/23)	
3-Point Field Goals		
Season	3, vs. MARSHALL (11/24/23)	
Career	3, vs. MARSHALL (11/24/23)	
3-Point Field Goals Attempted		
Season	5, 2x, last vs. UNCW (12/2/23)	
Career	5, 2x, last vs. UNCW (12/2/23)	
Free Throws		
Season	4, vs. A&M-COMMERCE (11/10/23)	
Career	4, vs. A&M-COMMERCE (11/10/23)	
Free Throws Attempted		
Season	4, 2x, last vs. UNCW (12/2/23)	
Career	4, 2x, last vs. UNCW (12/2/23)	
Assists		
Season	2, 3x, last vs. ILLINOIS ST. (12/29/23)	
Career	2, 3x, last vs. ILLINOIS ST. (12/29/23)	
Steals		
Season	2, 5x, last vs. ILLINOIS ST. (12/29/23)	
Career	2, 5x, last vs. ILLINOIS ST. (12/29/23)	
Blocked Shots		
Season	1, 5x, last vs. UNCW (12/2/23)	
Career	1, 5x, last vs. UNCW (12/2/23)	
Minutes Played		
Season	33, vs. A&M-COMMERCE (11/10/23)	
Career	33, vs. A&M-COMMERCE (11/10/23)	
MISCELLANEOUS		
	2023-24	CAREER*
Dunks	13	13
Double-Figure Scoring Games	7	7
Double-Figure Rebounding Games	0	0
Games With Double-Double	0	0
Games Led UK in Scoring	0	0
Games Led UK in Rebounding	2	2
Games Led UK in Assists	0	0
Games Led UK in Steals	2	2
Games Led UK in Blocks	1	1
Games With 3+ Assists	0	0
Games With 3+ Blocks	0	0
Games With 3+ Steals	0	0
Games With 3+ Three-Pointers	1	1

- Named to the preseason All-SEC First Team by the league's media and the second team by the coaches
- A member of the Julius Erving preseason watch list for the nation's best small forward
- Tabbed to both the Naismith Trophy and Wooden Award early season watch lists
- Had 13 points at Louisville with a season-high seven rebounds and two steals
- Hit a season-best three 3s against Marshall with a block and 10 points
- Had 16 points and seven rebounds vs. A&M-Commerce and hit two 3s with 12 points against St. Joe's
- Posted 12 points, five boards and a pair of steals in his collegiate debut against New Mexico State
- Ranked as high as No. 3 overall in the recruiting rankings
- Averaged 17.9 points and 7.5 rebounds per game for nationally ranked Imhotep en route to a state title as a senior
- Mother, Ebony Twiggs, played college basketball at Cheyney University and had a pro career in Portugal. She was also named the MVP of the Philadelphia Public League championship game 23 years before her son was tabbed the MVP of the boy's event

Game-By-Game Statistics

Opponent	Date	GS	Min	FG-A	Pct.	3FG-A	Pct.	FT-A	Pct.	Off-Def-Tot	PF	Ast	TO	Blk	Stl	Pts
NEW MEXICO ST.	11/6	*	28	5-11	.455	2-5	.400	0-0	.000	1-4-5	3	1	3	0	2	12
A&M-COMMERCE	11/10	*	33	6-10	.600	0-3	.000	4-4	1.000	3-4-7	1	1	0	0	0	16
vs. Kansas	11/14	*	29	0-6	.000	0-3	.000	1-2	.600	1-3-4	2	2	2	1	0	1
STONEHILL	11/17	*	23	4-8	.500	0-3	.000	1-2	.500	1-4-5	1	1	2	1	0	9
ST. JOSEPH'S	11/20	*	28	4-6	.667	2-3	.667	2-2	1.000	1-2-3	1	1	0	1	1	12
MARSHALL	11/24	*	21	3-6	.500	3-4	.750	1-2	.500	0-2-2	2	0	0	1	1	10
MIAMI	11/28	*	28	5-7	.714	0-1	.000	1-3	.333	2-1-3	3	0	0	0	2	11
UNC WILMINGTON	12/2	*	32	4-14	.286	0-5	.000	3-4	.750	4-2-6	3	2	2	1	2	11
vs. Penn	12/9	*	14	3-5	.600	0-0	.000	0-0	.000	1-2-3	4	0	0	0	0	6
vs. North Carolina	12/16	*	12	3-9	.333	0-1	.000	2-2	1.000	4-2-6	0	1	1	0	0	8
at Louisville	12/21	*	24	6-10	.600	1-3	.333	0-0	.000	3-4-7	4	1	2	0	2	13
ILLINOIS STATE	12/29	*	21	4-8	.500	1-4	.250	0-0	.000	1-3-4	2	2	1	0	2	9
at Florida	1/6	*	18	3-6	.500	0-0	.000	0-0	.000	0-2-2	3	0	0	0	1	6
MISSOURI	1/9	*	20	2-7	.286	0-3	.000	0-1	.000	1-1-2	3	0	1	0	1	4

Career Statistics

Year	GP-GS	Min-Avg	FG-FGA	Pct	3FG-FGA	Pct	FT-FTA	Pct	Off-Def-Tot-Avg	PF-FO	Ast	TO	Blk	Stl	Pts	Avg
2023-24	14-14	332-23.7	52-113	.460	9-38	.237	15-22	.682	23-36-59-4.2	32-0	12	14	5	14	128	9.1
Career	14-14	332-23.7	52-113	.460	9-38	.237	15-22	.682	23-36-59-4.2	32-0	12	14	5	14	128	9.1

AARON BRADSHAW

Fr. | Forward | 7-1 | 226 | Rahway, N.J. | Camden HS



2023-24 SEASON/CAREER HIGHS

Points		
Season	17, vs. Penn (12/9/23)	
Career	17, vs. Penn (12/9/23)	
Rebounds		
Season	11, vs. Penn (12/9/23)	
Career	11, vs. Penn (12/9/23)	
Field Goals		
Season	7, vs. Penn (12/9/23)	
Career	7, vs. Penn (12/9/23)	
Field Goals Attempted		
Season	12, vs. Penn (12/9/23)	
Career	12, vs. Penn (12/9/23)	
3-Point Field Goals		
Season	1, 3x, last at Florida (1/6/24)	
Career	1, 3x, last at Florida (1/6/24)	
3-Point Field Goals Attempted		
Season	2, 2x, last at Florida (1/6/24)	
Career	2, 2x, last at Florida (1/6/24)	
Free Throws		
Season	3, 2x, last at Florida (1/6/24)	
Career	3, 2x, last at Florida (1/6/24)	
Free Throws Attempted		
Season	6, at Florida (1/6/24)	
Career	6, at Florida (1/6/24)	
Assists		
Season	1, vs. MISSOURI (1/9/24)	
Career	1, vs. MISSOURI (1/9/24)	
Steals		
Season	2, 2x, last at Florida (1/6/24)	
Career	2, 2x, last at Florida (1/6/24)	
Blocked Shots		
Season	3, vs. Penn (12/9/23)	
Career	3, vs. Penn (12/9/23)	
Minutes Played		
Season	30, vs. MISSOURI (1/9/24)	
Career	30, vs. MISSOURI (1/9/24)	
MISCELLANEOUS		
	2023-24	CAREER*
Dunks	7	7
Double-Figure Scoring Games	4	4
Double-Figure Rebounding Games	1	1
Games With Double-Double	1	1
Games Led UK in Scoring	1	1
Games Led UK in Rebounding	1	1
Games Led UK in Assists	0	0
Games Led UK in Steals	2	2
Games Led UK in Blocks	3	3
Games With 3+ Assists	0	0
Games With 3+ Blocks	1	1
Games With 3+ Steals	0	0
Games With 3+ Three-Pointers	0	0

- Had two steals at Florida and finished the game strong with a big block late in the game followed by a 3-pointer on the ensuing possession to give UK the lead for good with 1:27 to play; named SEC Freshman of the Week for that performance
- Made his first career start and scored 12 points vs. UNC, including hitting the game-clinching free throws. He also snared an offensive board and had a putback layup to help UK retake the lead with under five minutes to play
- Incredible effort in his second collegiate game vs. Penn, scoring a team-high-tying 17 points with 11 rebounds, hitting a 3 with three blocks in 29 minutes
- Has led UK in blocks in two of the five games he has played this season, showing his defensive rim-protecting ability
- Saw his first game action of the season vs. UNCW, playing 13 minutes and recording a dunk, two rebounds and a block
- Missed the first seven games with a foot injury
- Ranked as high as No. 2 overall by both Rivals and 247Sports in the 2023 class
- McDonald's All American and Jordan Brand Classic representative
- NJ.com First-Team All-State as a senior
- Logged 12.1 points and 9.4 rebounds per game as a senior

Game-By-Game Statistics

Opponent	Date	GS	Min	FG-A	Pct.	3FG-A	Pct.	FT-A	Pct.	Off-Def-Tot	PF	Ast	TO	Blk	Stl	Pts
NEW MEXICO ST.	11/6			DNP - Injury (foot)												
A&M-COMMERCE	11/10			DNP - Injury (foot)												
vs. Kansas	11/14			DNP - Injury (foot)												
STONEHILL	11/17			DNP - Injury (foot)												
ST. JOSEPH'S	11/20			DNP - Injury (foot)												
MARSHALL	11/24			DNP - Injury (foot)												
MIAMI	11/28			DNP - Injury (foot)												
UNC WILMINGTON	12/2		13	1-1	1.000	0-0	.000	1-2	.500	0-2-2	0	0	0	1	0	3
vs. Penn	12/9		29	7-12	.583	1-2	.500	2-4	.500	5-6-11	3	0	0	3	1	17
vs. North Carolina	12/16	*	21	4-6	.667	1-1	1.000	3-5	.600	3-0-3	4	0	2	0	2	12
at Louisville	12/21	*	21	1-2	.500	0-0	.000	0-0	.000	3-1-4	4	0	1	1	0	2
ILLINOIS STATE	12/29	*	15	1-4	.250	0-0	.000	0-0	.000	1-0-1	3	0	0	1	0	2
at Florida	1/6	*	25	3-7	.429	1-2	.500	3-6	.500	2-5-7	1	0	0	1	2	10
MISSOURI	1/9	*	30	5-9	.556	0-1	.000	0-0	.500	0-6-6	3	1	1	0	0	10

Career Statistics

Year	GP-GS	Min-Avg	FG-FGA	Pct	3FG-FGA	Pct	FT-FTA	Pct	Off-Def-Tot-Avg	PF-FO	Ast	TO	Blk	Stl	Pts	Avg
2023-24	7-5	153-21.8	22-41	.537	3-6	.500	9-17	.529	14-20-34-4.9	18-0	1	4	7	5	56	8.0
Career	7-5	153-21.8	22-41	.537	3-6	.500	9-17	.529	14-20-34-4.9	18-0	1	4	7	5	56	8.0

3 ADOU THIERO

So. | Guard | 6-8 | 222 | Pittsburgh | Quaker Valley HS



2023-24 SEASON/CAREER HIGHS		
Points		
Season	16, vs. Kansas (11/14/23)	
Career	16, vs. Kansas (11/14/23)	
Rebounds		
Season	13, vs. Kansas (11/14/23)	
Career	13, vs. Kansas (11/14/23)	
Field Goals		
Season	5, vs. Kansas (11/14/23)	
Career	5, vs. Kansas (11/14/23)	
Field Goals Attempted		
Season	10, vs. Kansas (11/14/23)	
Career	10, vs. Kansas (11/14/23)	
3-Point Field Goals		
Season	1, 3x, last at Louisville (12/21/23)	
Career	1, 6x, last at Louisville (12/21/23)	
3-Point Field Goals Attempted		
Season	3, vs. Kansas (11/14/23)	
Career	3, vs. Kansas (11/14/23)	
Free Throws		
Season	5, vs. Kansas (11/14/23)	
Career	5, vs. Kansas (11/14/23)	
Free Throws Attempted		
Season	6, vs. Kansas (11/14/23)	
Career	6, 3x, last vs. Kansas (11/14/23)	
Assists		
Season	3, vs. MIAMI (11/28/23)	
Career	3, vs. MIAMI (11/28/23)	
Steals		
Season	3, vs. ST. JOE'S (11/20/23)	
Career	3, vs. ST. JOE'S (11/20/23)	
Blocked Shots		
Season	4, vs. North Carolina (12/16/23)	
Career	4, vs. North Carolina (12/16/23)	
Minutes Played		
Season	31, 2x, last vs. St. Joe's (11/20/23)	
Career	31, 2x, last vs. St. Joe's (11/20/23)	
MISCELLANEOUS		
	2023-24	CAREER*
Dunks	4	6
Double-Figure Scoring Games	1	1
Double-Figure Rebounding Games	1	1
Games With Double-Double	1	1
Games Led UK in Scoring	0	0
Games Led UK in Rebounding	4	4
Games Led UK in Assists	0	0
Games Led UK in Steals	0	4
Games Led UK in Blocks	3	6
Games With 3+ Assists	1	1
Games With 3+ Blocks	1	1
Games With 3+ Steals	1	1
Games With 3+ Three-Pointers	0	0

- Has missed the last three games with general soreness
- Scored seven points with four rebounds and a block vs. UofL
- Came off the bench for the first time this season and provided UK with 17 strong minutes, hitting a 3-pointer and added a career-high four blocks, scoring all seven of his points in the first half
- Career-high three assists vs. Miami with nine points and a team-best six rebounds
- Set a new career high in steals and minutes vs. St. Joe's with three swipes and 31 minutes played
- Posted first career double-double with a career highs in points (16) and rebounds (13) in a career-high 31 minutes against No. 1 Kansas
- In his first collegiate start, generated five points and a career-high seven boards vs. New Mexico State
- Averaged 11.5 points and 6.5 rebounds in two exhibition games
- Averaged 7.5 points, 5.8 rebounds and 1.3 blocks per game during the summer's GLOBL JAM
- Notched averages of 2.3 points and 1.9 rebounds per game in 20 appearances as a freshman last year
- Had season highs of seven points and five rebounds in 24 minutes in a critical road victory at Arkansas
- Averaged 23.3 points, 10.3 rebounds, 5.9 assists, 3.9 steals and 2.3 blocks per game and directed Quaker Valley to a 27-1 record and a 14-0 mark in league play as a senior in high school
- Finished his high school career with 1,624 career points which ranked as the third most in team history
- Father, Almamy, played for John Calipari at Memphis

Game-By-Game Statistics

Opponent	Date	GS	Min	FG-A	Pct.	3FG-A	Pct.	FT-A	Pct.	Off-Def-Tot	PF	Ast	TO	Blk	Stl	Pts
NEW MEXICO ST.	11/6	*	20	1-3	.333	0-1	.000	3-5	.600	1-6-7	2	0	1	1	0	5
A&M-COMMERCE	11/10									DNP - Injury (concussion protocol)						
vs. Kansas	11/14	*	31	5-10	.500	1-3	.333	5-6	.833	6-7-13	2	1	1	0	0	16
STONEHILL	11/17	*	27	2-4	.500	0-0	.000	2-2	1.000	1-4-5	0	0	0	1	0	6
ST. JOSEPH'S	11/20	*	31	3-6	.500	0-1	.000	1-4	.250	0-5-5	2	0	0	0	3	7
MARSHALL	11/24	*	23	3-6	.500	0-1	.000	0-0	.000	3-4-7	3	2	2	2	2	6
MIAMI	11/28	*	28	4-5	.800	0-0	.000	1-1	1.000	1-5-6	3	3	2	1	0	9
UNC WILMINGTON	12/2	*	25	2-4	.500	0-0	.000	3-3	1.000	1-5-6	3	0	0	1	0	7
vs. Penn	12/9	*	15	3-5	.600	0-0	.000	0-0	.000	2-0-2	1	0	1	0	2	6
vs. North Carolina	12/16		17	2-4	.500	1-2	.000	2-2	1.000	0-1-1	3	2	1	4	0	7
at Louisville	12/21		13	2-4	.500	1-2	.500	2-2	1.000	1-3-4	1	0	1	1	0	7
ILLINOIS STATE	12/29									DNP - Injury (general soreness)						
at Florida	1/6									DNP - Injury (general soreness)						
MISSOURI	1/9									DNP - Injury (general soreness)						

Career Statistics

Year	GP-GS	Min-Avg	FG-FGA	Pct	3FG-FGA	Pct	FT-FTA	Pct	Off-Def-Tot-Avg	PF-FO	Ast	TO	Blk	Stl	Pts	Avg
2022-23	20-0	190-9.5	10-29	.345	3-9	.333	23-33	.697	16-21-37-1.9	26-0	8	13	6	9	46	2.3
2023-24	10-8	230-23.0	27-51	.529	3-10	.300	19-25	.760	16-40-56-5.6	20-0	8	9	11	7	76	7.6
Career	30-8	420-14.0	37-80	.463	6-19	.316	42-58	.724	32-61-93-3.1	46-0	16	22	17	16	122	4.1

4 TRE MITCHELL

Gr. | Forward | 6-9 | 231 | Pittsburgh | West Virginia University



2023-24 SEASON/CAREER HIGHS*		
Points		
Season	22, vs. ST. JOE'S (11/20/23)	
Career	37, at La Salle (12/15/20)	
Rebounds		
Season	14, vs. MISSOURI (1/9/24)	
Career	19, at Fordham (2/22/20)	
Field Goals		
Season	8, 2x, last vs. MARSHALL (11/24/23)	
Career	13, 3x, last at La Salle (12/15/20)	
Field Goals Attempted		
Season	15, 2x, last vs. MARSHALL (11/24/23)	
Career	22, DAYTON (2/15/20)	
3-Point Field Goals		
Season	4, 2x, last at Louisville (12/21/23)	
Career	6, vs. Rhode Island (3/7/20)	
3-Point Field Goals Attempted		
Season	10, vs. ST. JOE'S (11/20/23)	
Career	10, vs. ST. JOE'S (11/20/23)	
Free Throws		
Season	6, 2x, last vs. MISSOURI (1/9/24)	
Career	10, GEORGE MASON (12/30/20)	
Free Throws Attempted		
Season	8, vs. UNCW (12/2/23)	
Career	14, at La Salle (12/16/20)	
Assists		
Season	7, vs. MIAMI (11/28/23)	
Career	7, vs. MIAMI (11/28/23)	
Steals		
Season	3, vs. A&M-COMMERCE (11/10/23)	
Career	4, vs. Texas Tech (3/8/23)	
Blocked Shots		
Season	4, vs. ST. JOE'S (11/20/23)	
Career	4, vs. ST. JOE'S (11/20/23)	
Minutes Played		
Season	41, vs. ST. JOE'S (11/20/23)	
Career	42, 2x, last vs. GEORGE MASON (12/30/20)	
MISCELLANEOUS 2023-24 CAREER		
Dunks	3	37
Double-Figure Scoring Games	9	80
Double-Figure Rebounding Games	4	15
Games With Double-Double	3	14
Games Led Team in Scoring	1	35
Games Led Team in Rebounding	7	45
Games Led Team in Assists	2	15
Games Led Team in Steals	3	25
Games Led Team in Blocks	6	52
Games With 3+ Assists	10	33
Games With 3+ Blocks	2	8
Games With 3+ Steals	1	6
Games With 3+ Three-Pointers	2	11
<i>*includes WVU/UT/UMass statistics</i>		

- Double-double in three of the last four games, highlighted by 20 points and 14 rebounds vs. Missouri, UK's first 20-10 games of the season
- Incredible game vs. UofL with 18 points and team-best 12 rebounds for his first double-double at Kentucky, hitting four 3s in the effort
- Has dished out three or more assists in nine of the 13 games
- Led UK in rebounds vs. Illinois State with 11
- Scored 14 points with a career-best seven assists vs. Miami
- Led UK in scoring against St. Joe's with 22 points, hitting a season-best four 3-pointers, including two in overtime to help UK seal the victory
- Totaled eight points, six boards, three assists, two steals and two blocks against Kansas
- Notched 18 points, eight rebounds and a team-high three steals in the win over A&M-Commerce
- Had nine points and team highs in rebounds (9) and assists (5) in win over New Mexico State
- Graduate student who has amassed more than 1,300 career points and more than 550 career rebounds
- Averaged 11.7 points and 5.5 rebounds per game, while making 32 starts at West Virginia a season ago
- A-10 First-Team player as a sophomore where he averaged a team-best 18.8 points and 7.2 rebounds at UMass
- Was the A-10 Rookie of the Year as a freshman with the Minutemen averaging 17.7 points and 7.2 rebounds per game

Game-By-Game Statistics

Opponent	Date	GS	Min	FG-A	Pct.	3FG-A	Pct.	FT-A	Pct.	Off-Def-Tot	PF	Ast	TO	Blk	Stl	Pts
NEW MEXICO ST.	11/6	*	35	3-8	.375	0-3	.000	3-4	.750	3-6-9	1	5	0	0	1	9
A&M-COMMERCE	11/10	*	32	8-11	.727	1-2	.500	1-1	1.000	2-6-8	0	1	0	1	3	18
vs. Kansas	11/14	*	39	2-4	.500	1-1	1.000	3-7	.429	2-4-6	4	3	0	2	2	8
STONEHILL	11/17	*	31	7-9	.778	1-1	1.000	0-0	.000	1-3-4	2	4	2	0	2	15
ST. JOSEPH'S	11/20	*	41	7-15	.467	4-10	.400	4-6	.667	3-3-6	2	4	0	4	1	22
MARSHALL	11/24	*	28	8-15	.533	1-4	.250	1-1	1.000	1-3-4	3	4	1	1	1	18
MIAMI	11/28	*	33	5-8	.625	1-4	.250	3-4	.750	1-4-5	4	7	3	2	1	14
UNC WILMINGTON	12/2	*	36	2-5	.400	1-2	.500	6-8	.750	0-6-6	4	3	2	1	0	11
vs. Penn	12/9	*	36	2-7	.286	0-2	.000	0-0	.000	0-9-9	2	4	3	1	0	4
vs. North Carolina	12/16	*	32	3-5	.600	1-3	.333	1-2	.500	2-3-5	2	2	2	0	0	8
at Louisville	12/21	*	30	7-13	.538	4-7	.571	0-0	.000	2-10-12	3	1	2	3	2	18
ILLINOIS STATE	12/29	*	29	2-4	.500	1-3	.333	3-4	.750	1-10-11	2	4	0	1	0	8
at Florida	1/6	*	35	5-12	.417	0-2	.000	2-3	.667	1-9-10	3	0	1	0	2	12
MISSOURI	1/9	*	40	6-11	.545	2-6	.333	6-6	1.000	2-12-14	2	3	2	2	0	20

Career Statistics

Year	GP-GS	Min-Avg	FG-FGA	Pct	3FG-FGA	Pct	FT-FTA	Pct	Off-Def-Tot-Avg	PF-FO	Ast	TO	Blk	Stl	Pts	Avg
2019-20	31-31	955-30.8	206-428	.481	37-112	.330	99-136	.728	45-177-222-7.2	93-3	58	101	32	31	548	17.7
2020-21	13-12	419-32.2	83-160	.519	15-40	.375	63-82	.768	18-75-93-7.2	35-0	29	28	20	16	244	18.8
2021-22	24-17	447-18.6	77-161	.478	15-46	.326	40-50	.800	30-65-95-4.0	41-0	32	35	16	17	209	8.7
2022-23	34-32	1019-30.0	143-304	.470	36-99	.364	75-95	.789	45-142-187-5.5	91-2	61	73	21	28	397	11.7
2023-24	14-14	478-34.1	67-127	.528	18-50	.360	33-46	.717	21-88-109-7.8	34-0	45	18	18	15	185	13.2
TOTAL	116-106	3323-28.6	576-1180	.488	121-347	.349	310-409	.758	159-547-706-6.1	294-5	225	255	107	107	1583	13.6

12 ANTONIO REEVES

Sr. | Guard | 6-6 | 195 | Chicago | Illinois State University



2023-24 SEASON/CAREER HIGHS*

Points	Season	30, at Louisville (12/21/23)
	Career	37, at Arkansas (3/4/23)
Rebounds	Season	8, vs. Kansas (11/14/23)
	Career	10, UTSA (12/21/21)
Field Goals	Season	10, 2x, last vs. ILLINOIS ST. (12/29/23)
	Career	13, VALPARAISO (2/9/22)
Field Goals Attempted	Season	25, vs. Kansas (11/14/23)
	Career	25, vs. Kansas (11/14/23)
3-Point Field Goals	Season	5, 2x, last vs. MARSHALL (11/24/23)
	Career	6, 3x, last at Ole Miss (1/31/23)
3-Point Field Goals Attempted	Season	17, vs. Kansas (11/14/23)
	Career	17, vs. Kansas (11/14/23)
Free Throws	Season	8, vs. MISSOURI (1/9/24)
	Career	11, at Arkansas (3/4/23)
Free Throws Attempted	Season	8, vs. MISSOURI (1/9/24)
	Career	11, at Arkansas (3/4/23)
Assists	Season	4, vs. STONEHILL (11/17/23)
	Career	5, 2x, last vs. SOUTHERN ILLINOIS (2/5/22)
Steals	Season	2, 2x, last at Louisville (12/21/23)
	Career	3, 5x, last vs. LOYOLA CHICAGO (2/21/22)
Blocked Shots	Season	1, 3x, last at Florida (1/6/24)
	Career	3, 2x, last vs. UNI (3/4/22)
Minutes Played	Season	38, vs. MIAMI (11/24/23)
	Career	46, at Eastern Michigan (11/12/21)
MISCELLANEOUS	2023-24	CAREER
Dunks	4	22
Double-Figure		
Scoring Games	13	99
Double-Figure		
Rebounding Games	0	1
Games With		
Double-Double	0	1
Games Led Team		
in Scoring	5	52
Games Led Team		
in Rebounding	1	7
Games Led Team		
in Assists	0	8
Games Led Team		
in Steals	1	23
Games Led Team		
in Blocks	1	8
Games With		
3+ Assists	2	20
Games With		
3+ Blocks	0	1
Games With		
3+ Steals	0	5
Games With		
3+ Three-Pointers	7	43
*includes Illinois State statistics		

- Named to the Wooden Award Midseason Watch List
- Tabbed to the Jerry West Award preseason watch list for the nation's best shooting guard
- Was a preseason pick on the All-SEC Second Team by the media and a first-team selection by the leagues coaches
- Team's leading scorer at 18.6 points per game
- Scored double figures in every game but one this season
- Led UK in scoring at Florida with 19 points, hitting two 3s
- Scored 27 points against Illinois State, hitting four 3s with six rebounds
- Scored 30 points at UofL - the most by a UK player vs. UofL in the Coach Cal Era - earning MVP by the Bluegrass Sports Commission
- Scored 18 points in UK's top-10 win over Miami, adding five rebounds
- Had 23 points, hitting a season-high tying 5 3s against Marshall with four rebounds
- Went for 15 points, five rebounds and four assists against Stonehill and 20 points with three 3s and three assists against St. Joe's
- Scored a team-high 24 points while pulling down eight boards vs. Kansas
- Drained five 3-pointers en route to a team-best 21 points while adding six boards in the win over A&M-Commerce
- Was the Co-Sixth Man of the Year in the SEC a season ago
- UK's returning leader in points per game (14.4), 3-pointers made (80), 3-point field-goal percentage (39.8%) and free-throw percentage (78.3%)

Game-By-Game Statistics

Opponent	Date	GS	Min	FG-A	Pct.	3FG-A	Pct.	FT-A	Pct.	Off-Def-Tot	PF	Ast	TO	Blk	Stl	Pts
NEW MEXICO ST.	11/6	*	35	4-10	.400	2-6	.333	1-2	.500	0-2-2	0	1	1	0	2	11
A&M-COMMERCE	11/10	*	29	8-14	.571	5-8	.625	0-0	.000	0-6-6	2	2	0	0	0	21
vs. Kansas	11/14	*	34	7-25	.280	3-17	.176	7-7	1.000	3-5-8	2	1	1	0	0	24
STONEHILL	11/17	*	27	6-10	.600	3-6	.500	0-0	.000	1-4-5	0	4	2	0	0	15
ST. JOSEPH'S	11/20	*	32	7-9	.778	3-3	1.000	3-4	.750	0-5-5	0	3	0	1	0	20
MARSHALL	11/24	*	30	8-13	.615	5-7	.714	2-2	1.000	2-2-4	1	1	2	0	0	23
MIAMI	11/28	*	38	7-12	.583	1-3	.333	3-4	.750	2-3-5	1	1	1	0	1	18
UNC WILMINGTON	12/2	*	27	5-9	.556	1-2	.500	3-4	.750	0-3-3	5	0	2	0	1	14
vs. Penn	12/9	*	26	7-13	.538	2-6	.333	0-1	.000	2-1-3	2	1	1	0	0	16
vs. North Carolina	12/16	*	23	2-9	.222	1-3	.333	4-4	1.000	1-3-4	1	1	1	1	1	9
at Louisville	12/21	*	30	10-16	.625	4-5	.800	6-7	.857	1-0-1	2	2	1	0	2	30
ILLINOIS STATE	12/29	*	34	10-15	.667	4-8	.500	3-3	1.000	1-5-6	1	2	0	0	0	27
at Florida	1/6	*	27	8-16	.500	2-7	.286	1-2	.500	1-1-2	2	0	2	1	0	19
MISSOURI	1/9	*	29	3-9	.333	0-5	.000	8-8	1.000	0-6-6	3	1	1	0	1	14

Career Statistics

Year	GP-GS	Min-Avg	FG-FGA	Pct	3FG-FGA	Pct	FT-FTA	Pct	Off-Def-Tot-Avg	PF-FO	Ast	TO	Blk	Stl	Pts	Avg
2019-20	31-3	693-22.4	81-211	.384	33-105	.314	27-41	.659	15-61-76-2.5	38-0	22	30	2	20	222	7.2
2020-21	25-24	751-30.0	110-259	.425	33-108	.306	58-76	.763	19-63-82-3.3	36-0	36	45	6	9	311	12.4
2021-22	33-33	1151-34.9	237-505	.469	76-195	.390	112-137	.818	19-98-117-3.5	59-2	60	77	15	36	662	20.1
2022-23	34-14	948-27.9	168-404	.416	80-201	.398	72-92	.783	13-59-72-2.1	70-1	37	50	6	14	488	14.4
2023-24	14-14	422-30.2	92-180	.511	36-86	.419	41-48	.854	14-46-60-4.3	22-1	20	15	3	8	261	18.6
TOTAL	137-88	3965-28.9	688-1559	.441	258-695	.371	310-394	.787	80-327-407-3.0	225-4	175	217	32	87	1944	14.2

13 GRANT DARBYSHIRE

So. | Guard | 6-3 | 190 | Cincinnati | Sycamore HS



2023-24 SEASON/CAREER HIGHS

Points		
Season	-	
Career	-	
Rebounds		
Season	-	
Career	-	
Field Goals		
Season	-	
Career	-	
Field Goals Attempted		
Season	-	
Career	-	
3-Point Field Goals		
Season	-	
Career	-	
3-Point Field Goals Attempted		
Season	-	
Career	-	
Free Throws		
Season	-	
Career	-	
Free Throws Attempted		
Season	-	
Career	-	
Assists		
Season	-	
Career	-	
Steals		
Season	-	
Career	-	
Blocked Shots		
Season	-	
Career	-	
Minutes Played		
Season	1, 3x, last vs. ILLINOIS ST. (12/29/23)	
Career	1, 3x, last vs. ILLINOIS ST. (12/29/23)	
MISCELLANEOUS		
	2023-24	CAREER*
Dunks	0	0
Double-Figure Scoring Games	0	0
Double-Figure Rebounding Games	0	0
Games With Double-Double	0	0
Games Led UK in Scoring	0	0
Games Led UK in Rebounding	0	0
Games Led UK in Assists	0	0
Games Led UK in Steals	0	0
Games Led UK in Blocks	0	0
Games With 3+ Assists	0	0
Games With 3+ Blocks	0	0
Games With 3+ Steals	0	0
Games With 3+ Three-Pointers	0	0

- Played in his first career game against Marshall
- Saw time in UK's double-digit win at Louisville and Illinois State
- Saw action in UK's exhibition win over Kentucky State
- Is UK's SAAC representative and also serves on the SEC Leadership Council
- Served as a captain for Sycamore as a senior and helped lead the team to the Greater Miami Conference championship
- Team amassed a 20-3 record, which was the best in school history
- Was a summa cum laude graduate and was also a National Merit Scholar Commended, a four-time All Conference Academic Team member and was a member of the National Honor Society, the Spanish National Honor Society

Game-By-Game Statistics

Opponent	Date	GS	Min	FG-A	Pct.	3FG-A	Pct.	FT-A	Pct.	Off-Def-Tot	PF	Ast	TO	Blk	Stl	Pts
NEW MEXICO ST.	11/6															
A&M-COMMERCE	11/10															
vs. Kansas	11/14															
STONEHILL	11/17															
ST. JOSEPH'S	11/20															
MARSHALL	11/24	1	0-0	.000	0-0	.000	0-0	.000	0-0-0	0	0	0	0	0	0	0
MIAMI	11/28															
UNC WILMINGTON	12/2															
vs. Penn	12/9															
vs. North Carolina	12/16															
at Louisville	12/21	1	0-0	.000	0-0	.000	0-0	.000	0-0-0	0	0	0	0	0	0	0
ILLINOIS STATE	12/29	1	0-0	.000	0-0	.000	0-0	.000	0-0-0	0	0	0	0	0	0	0
at Florida	1/6															
MISSOURI	1/9															

Career Statistics

Year	GP-GS	Min-Avg	FG-FGA	Pct	3FG-FGA	Pct	FT-FTA	Pct	Off-Def-Tot-Avg	PF-FO	Ast	TO	Blk	Stl	Pts	Avg
2023-24	3-0	2-0.7	0-0	.000	0-0	.000	0-0	.000	0-0-0-0.0	0-0	0	0	0	0	0	0.0
Career	3-0	2-0.7	0-0	.000	0-0	.000	0-0	.000	0-0-0-0.0	0-0	0	0	0	0	0	0.0

14 BRENNAN CANADA

Gr. | Forward | 6-5 | 200 | Mt. Sterling, Ky. | George Rogers Clark HS



2023-24 SEASON/CAREER HIGHS

Points	Season -
Career 3, S. CAROLINA ST. (11/17/22)	
Rebounds	Season 1, vs. NEW MEXICO ST. (11/6/23)
Career 1, 3x, last NEW MEXICO ST. (11/6/23)	
Field Goals	Season -
Career 1, 4x, last S. CAROLINA ST. (11/17/22)	
Field Goals Attempted	Season -
Career 2, WESTERN KENTUCKY (12/22/21)	
3-Point Field Goals	Season -
Career 1, S. CAROLINA ST. (11/17/22)	
3-Point Field Goals Attempted	Season -
Career 1, 3x, last N. FLORIDA (11/23/22)	
Free Throws	Season -
Career -	
Free Throws Attempted	Season -
Career -	
Assists	Season 1, vs. NEW MEXICO ST. (11/6/23)
Career 1, 2x, last NEW MEXICO ST. (11/6/23)	
Steals	Season -
Career 1, SOUTH CAROLINA (3/6/21)	
Blocked Shots	Season -
Career 1, TENNESSEE (1/15/22)	
Minutes Played	Season 1, 4x, last vs. ILLINOIS ST. (12/29/23)
Career 3, HIGH POINT (12/31/21)	
MISCELLANEOUS	2023-24 CAREER
Dunks	0 0
Double-Figure	
Scoring Games	0 0
Double-Figure	
Rebounding Games	0 0
Games With	
Double-Double	0 0
Games Led UK	
in Scoring	0 0
Games Led UK	
in Rebounding	0 0
Games Led UK	
in Assists	0 0
Games Led UK	
in Steals	0 0
Games Led UK	
in Blocks	0 1
Games With	
3+ Assists	0 0
Games With	
3+ Blocks	0 0
Games With	
3+ Steals	0 0
Games With	
3+ Three-Pointers	0 0

- Saw action vs. Marshall, Illinois State and Louisville
- Had a rebound and an assist in the win over New Mexico State
- Graduate student with veteran presence on UK's young roster. Played 39 minutes in the Blue-White game, scoring five points
- Made his first career start last season on Senior Day against Vanderbilt
- Graduated with a degree in communication and is now pursuing a graduate degree in sport, fitness and recreation management
- Inducted into UK's Frank G. Ham Society of Character which honors student-athletes who have shown an extraordinary commitment to academic excellence, athletic participation, personal development, career preparation and serving as a role model

Game-By-Game Statistics

Opponent	Date	GS	Min	FG-A	Pct.	3FG-A	Pct.	FT-A	Pct.	Off-Def-Tot	PF	Ast	TO	Blk	Stl	Pts
NEW MEXICO ST.	11/6	1	0-0	.000	0-0	.000	0-0	.000	0-1-1	0	1	0	0	0	0	0
A&M-COMMERCE	11/10	DNP - Coaches' Decision														
vs. Kansas	11/14	DNP - Coaches' Decision														
STONEHILL	11/17	DNP - Coaches' Decision														
ST. JOSEPH'S	11/20	DNP - Coaches' Decision														
MARSHALL	11/24	1	0-0	.000	0-0	.000	0-0	.000	0-0-0	0	0	0	0	0	0	0
MIAMI	11/28	DNP - Coaches' Decision														
UNC WILMINGTON	12/2	DNP - Coaches' Decision														
vs. Penn	12/9	DNP - Coaches' Decision														
vs. North Carolina	12/16	DNP - Coaches' Decision														
at Louisville	12/21	1	0-0	.000	0-0	.000	0-0	.000	0-0-0	0	0	0	0	0	0	0
ILLINOIS STATE	12/29	1	0-0	.000	0-0	.000	0-0	.000	0-0-0	0	0	0	0	0	0	0
at Florida	1/6	DNP - Coaches' Decision														
MISSOURI	1/9	DNP - Coaches' Decision														

Career Statistics

Year	GP-GS	Min-Avg	FG-FGA	Pct	3FG-FGA	Pct	FT-FTA	Pct	Off-Def-Tot-Avg	PF-FO	Ast	TO	Blk	Stl	Pts	Avg
2019-20	4-0	3-0.8	0-0	.000	0-0	.000	0-0	.000	0-0-0-0.0	0-0	0	1	0	0	0	0.0
2020-21	2-0	3-1.5	0-0	.000	0-0	.000	0-0	.000	0-0-0-0.0	0-0	0	2	0	1	0	0.0
2021-22	9-0	13-1.4	3-4	.750	0-1	.000	0-0	.000	1-0-1-0.1	0-0	1	0	1	0	6	0.7
2022-23	5-1	9-1.8	1-3	.333	1-3	.333	0-0	.000	0-1-1-0.2	0-0	0	0	0	0	3	0.6
2023-24	4-0	3-0.8	0-0	.000	0-0	.000	0-0	.000	0-1-1-0.5	0-0	1	0	0	0	0	0.0
TOTAL	24-1	30-1.3	4-7	.571	1-4	.250	0-0	.000	1-2-3-0.1	0-0	2	3	1	1	9	0.4

15 REED SHEPPARD

Fr. | Guard | 6-3 | 187 | London, Ky. | North Laurel HS



2023-24 SEASON/CAREER HIGHS

Points		
Season	25, 2x, last vs. UNCW (12/2/23)	
Career	25, 2x, last vs. UNCW (12/2/23)	
Rebounds		
Season	9, vs. UNCW (12/2/23)	
Career	9, vs. UNCW (12/2/23)	
Field Goals		
Season	9, 2x, last vs. UNCW (12/2/23)	
Career	9, 2x, last vs. UNCW (12/2/23)	
Field Goals Attempted		
Season	17, vs. UNCW (12/2/23)	
Career	17, vs. UNCW (12/2/23)	
3-Point Field Goals		
Season	7, vs. STONEHILL (11/17/23)	
Career	7, vs. STONEHILL (11/17/23)	
3-Point Field Goals Attempted		
Season	9, vs. MIAMI (11/28/23)	
Career	9, vs. MIAMI (11/28/23)	
Free Throws		
Season	9, at Florida (1/6/24)	
Career	9, at Florida (1/6/24)	
Free Throws Attempted		
Season	11, at Florida (1/6/24)	
Career	11, at Florida (1/6/24)	
Assists		
Season	11, at Louisville (12/21/23)	
Career	11, at Louisville (12/21/23)	
Steals		
Season	5, vs. ST. JOE'S (11/20/23)	
Career	5, vs. ST. JOE'S (11/20/23)	
Blocked Shots		
Season	2, 4x, last ILLINOIS ST. (12/29/23)	
Career	2, 4x, last ILLINOIS ST. (12/29/23)	
Minutes Played		
Season	39, vs. UNCW (12/2/23)	
Career	39, vs. UNCW (12/2/23)	
MISCELLANEOUS		
	2023-24	CAREER*
Dunks	3	3
Double-Figure Scoring Games	10	10
Double-Figure Rebounding Games	0	0
Games With Double-Double	0	0
Games Led UK in Scoring	3	3
Games Led UK in Rebounding	2	2
Games Led UK in Assists	4	4
Games Led UK in Steals	9	9
Games Led UK in Blocks	3	3
Games With 3+ Assists	9	9
Games With 3+ Blocks	0	0
Games With 3+ Steals	6	6
Games With 3+ Three-Pointers	4	4

- Named to the Wooden Award Midseason Watch List
- Scored 14 points and was 9-of-11 from the free-throw line, including 6-of-6 late in the game to ice the UK victory at Florida
- Named SEC Freshman of the Week on Dec. 4 after games vs. Miami and UNC Wilmington and on Dec. 26 after UofL performance
- Eleven points vs. UofL with a career-best 11 assists in the game
- Eleven points vs. UNC, adding two steals and six rebounds
- First-career start vs. UNCW, leading UK in points (25), rebounds (9), assists (6) and steals (2)
- Was the star for UK against No. 8 Miami, leading UK with 21 points, going 5-of-9 from 3 with five rebounds, four assists and three steals
- Although he did not score, he made a huge impact in win vs. St. Joe's with five steals to lead the team, including two in overtime
- Went for a season-high 25 points, on 9-of-10 shooting and 7 for 8 from deep. Added seven assists to go along with three rebounds and three steals vs. Stonehill
- Totaled 13 points and a game-high four steals against No. 1 Kansas
- UK was plus-23 with him on the floor in the win over A&M-Commerce. He contributed team highs in steals (3) and blocks (2)
- Mr. Kentucky Basketball in 2023 and finished high school career with 3,727 career points
- McDonald's All American and helped Team Ohio to win Junior International Championship in Italy and earned MVP honors after scoring 26 points in the title game
- Father, Jeff, was a two-time national champion and MVP of the '98 Final Four at Kentucky and mother, Stacey, was a 1,000-point scorer for the UK women's basketball team

Game-By-Game Statistics

Opponent	Date	GS	Min	FG-A	Pct.	3FG-A	Pct.	FT-A	Pct.	Off-Def-Tot	PF	Ast	TO	Blk	Stl	Pts
NEW MEXICO ST.	11/6		21	4-6	.667	1-2	.500	3-3	1.000	0-5-5	1	2	0	2	2	12
A&M-COMMERCE	11/10		29	1-5	.200	1-3	.333	0-0	.000	0-3-3	1	1	1	2	3	3
vs. Kansas	11/14		16	4-5	.800	3-4	.750	2-2	1.000	0-0-0	3	1	2	0	4	13
STONEHILL	11/17		26	9-10	.900	7-8	.875	0-0	.000	0-3-3	2	7	1	2	3	25
ST. JOSEPH'S	11/20		25	0-1	.000	0-1	.000	0-0	.000	0-4-4	1	4	3	0	5	0
MARSHALL	11/24		26	4-6	.667	2-3	.667	2-2	1.000	0-7-7	1	6	1	0	2	12
MIAMI	11/28		30	8-13	.615	5-9	.556	0-0	.000	0-5-5	2	4	1	1	3	21
UNC WILMINGTON	12/2	*	39	9-17	.529	3-6	.500	4-4	1.000	1-8-9	0	6	3	0	2	25
vs. Penn	12/9		27	2-4	.500	1-3	.333	1-2	.500	1-4-5	1	3	0	1	3	6
vs. North Carolina	12/16		25	4-9	.444	1-3	.333	2-2	1.000	1-5-6	1	2	3	1	1	11
at Louisville	12/21		27	3-6	.500	2-3	.667	3-4	.750	0-4-4	1	11	2	0	2	11
ILLINOIS STATE	12/29		24	4-8	.500	2-5	.400	1-1	1.000	0-5-5	1	5	2	2	2	11
at Florida	1/6		24	2-4	.500	1-3	.333	9-11	.818	0-5-5	3	2	1	0	0	14
MISSOURI	1/9		23	1-4	.250	1-3	.333	0-0	.000	0-0-0	2	4	0	0	2	3

Career Statistics

Year	GP-GS	Min-Avg	FG-FGA	Pct	3FG-FGA	Pct	FT-FTA	Pct	Off-Def-Tot-Avg	PF-FO	Ast	TO	Blk	Stl	Pts	Avg
2023-24	14-1	364-26.0	55-98	.561	30-56	.536	27-31	.871	3-58-61-4.4	20-0	58	20	11	35	167	11.9
Career	14-1	364-26.0	55-98	.561	30-56	.536	27-31	.871	3-58-61-4.4	20-0	58	20	11	35	167	11.9

20 JOEY HART

Fr. | Guard | 6-5 | 203 | Linton, Ind. | Linton-Stockton HS



2023-24 SEASON/CAREER HIGHS

Points		
Season	3, vs. MARSHALL (11/24/23)	
Career	3, vs. MARSHALL (11/24/23)	
Rebounds		
Season	-	
Career	-	
Field Goals		
Season	1, vs. MARSHALL (11/24/23)	
Career	1, vs. MARSHALL (11/24/23)	
Field Goals Attempted		
Season	2, vs. MARSHALL (11/24/23)	
Career	2, vs. MARSHALL (11/24/23)	
3-Point Field Goals		
Season	1, vs. MARSHALL (11/24/23)	
Career	1, vs. MARSHALL (11/24/23)	
3-Point Field Goals Attempted		
Season	1, vs. MARSHALL (11/24/23)	
Career	1, vs. MARSHALL (11/24/23)	
Free Throws		
Season	-	
Career	-	
Free Throws Attempted		
Season	-	
Career	-	
Assists		
Season	-	
Career	-	
Steals		
Season	-	
Career	-	
Blocked Shots		
Season	-	
Career	-	
Minutes Played		
Season	3, vs. MARSHALL (11/24/23)	
Career	3, vs. MARSHALL (11/24/23)	
MISCELLANEOUS		
	2023-24	CAREER*
Dunks	0	0
Double-Figure Scoring Games	0	0
Double-Figure Rebounding Games	0	0
Games With Double-Double	0	0
Games Led UK in Scoring	0	0
Games Led UK in Rebounding	0	0
Games Led UK in Assists	0	0
Games Led UK in Steals	0	0
Games Led UK in Blocks	0	0
Games With 3+ Assists	0	0
Games With 3+ Blocks	0	0
Games With 3+ Steals	0	0
Games With 3+ Three-Pointers	0	0

- Hit his first career 3 against Marshall in three minutes of action
- Made his collegiate debut against New Mexico State
- Saw action in both exhibition victories, playing seven total minutes
- Tallied six points and three assists in the Blue-White Game
- Won the Big Blue Madness dunk contest
- Averaged 23.6 points and shot better than 40% from 3-point range as a senior
- While playing on the Under Armour grassroots circuit prior to his senior season, the three-star prospect shot 45% from deep, averaging 19.8 points per contest

Game-By-Game Statistics

Opponent	Date	GS	Min	FG-A	Pct.	3FG-A	Pct.	FT-A	Pct.	Off-Def-Tot	PF	Ast	TO	Blk	Stl	Pts
NEW MEXICO ST.	11/6	1	0-0	.000	0-0	.000	0-0	.000	0-0-0	0	0	0	0	0	0	0
A&M-COMMERCE	11/10	DNP - Coaches' Decision														
vs. Kansas	11/14	DNP - Coaches' Decision														
STONEHILL	11/17	1	0-0	.000	0-0	.000	0-0	.000	0-0-0	0	0	0	0	0	0	0
ST. JOSEPH'S	11/20	DNP - Coaches' Decision														
MARSHALL	11/24	3	1-2	.500	1-1	1.000	0-0	.000	0-0-0	0	0	0	0	0	0	3
MIAMI	11/28	DNP - Coaches' Decision														
UNC WILMINGTON	12/2	DNP - Coaches' Decision														
vs. Penn	12/9	DNP - Coaches' Decision														
vs. North Carolina	12/16	DNP - Coaches' Decision														
at Louisville	12/21	1	0-0	.000	0-0	.000	0-0	.000	0-0-0	0	0	0	0	0	0	0
ILLINOIS STATE	12/29	1	0-0	.000	0-0	.000	0-0	.000	0-0-0	0	0	0	0	0	0	0
at Florida	1/6	DNP - Coaches' Decision														
MISSOURI	1/9	DNP - Coaches' Decision														

Career Statistics

Year	GP-GS	Min-Avg	FG-FGA	Pct	3FG-FGA	Pct	FT-FTA	Pct	Off-Def-Tot-Avg	PF-FO	Ast	TO	Blk	Stl	Pts	Avg
2023-24	5-0	7-1.4	1-2	.500	1-1	1.000	0-0	.000	0-0-0-0.0	0-0	0	0	0	0	3	1.0
Career	5-0	7-1.4	1-2	.500	1-1	1.000	0-0	.000	0-0-0-0.0	0-0	0	0	0	0	3	1.0

21 D.J. WAGNER

Fr. | Guard | 6-4 | 192 | Camden, N.J. | Camden HS



2023-24 SEASON/CAREER HIGHS

Points		
Season	28, vs. MARSHALL (11/24/23)	
Career	28, vs. MARSHALL (11/24/23)	
Rebounds		
Season	6, vs. North Carolina (12/16/23)	
Career	6, vs. North Carolina (12/16/23)	
Field Goals		
Season	10, vs. MARSHALL (11/24/23)	
Career	10, vs. MARSHALL (11/24/23)	
Field Goals Attempted		
Season	17, vs. ST. JOE'S (11/20/23)	
Career	17, vs. ST. JOE'S (11/20/23)	
3-Point Field Goals		
Season	3, vs. STONEHILL (11/17/23)	
Career	3, vs. STONEHILL (11/17/23)	
3-Point Field Goals Attempted		
Season	8, vs. STONEHILL (11/17/23)	
Career	8, vs. STONEHILL (11/17/23)	
Free Throws		
Season	7, vs. ST. JOE'S (11/20/23)	
Career	7, vs. ST. JOE'S (11/20/23)	
Free Throws Attempted		
Season	8, vs. ST. JOE'S (11/20/23)	
Career	8, vs. ST. JOE'S (11/20/23)	
Assists		
Season	7, vs. Penn (12/9/23)	
Career	7, vs. Penn (12/9/23)	
Steals		
Season	3, 2x, last, vs. MARSHALL (11/24/23)	
Career	3, 2x, last, vs. MARSHALL (11/24/23)	
Blocked Shots		
Season	2, vs. STONEHILL (11/17/23)	
Career	2, vs. STONEHILL (11/17/23)	
Minutes Played		
Season	36, 2x, last at Florida (01/06/24)	
Career	36, 2x, last at Florida (01/06/24)	
MISCELLANEOUS		
	2023-24	CAREER*
Dunks	1	1
Double-Figure		
Scoring Games	8	8
Double-Figure		
Rebounding Games	0	0
Games With		
Double-Double	0	0
Games Led UK		
in Scoring	2	2
Games Led UK		
in Rebounding	2	2
Games Led UK		
in Assists	4	4
Games Led UK		
in Steals	2	2
Games Led UK		
in Blocks	1	1
Games With		
3+ Assists	10	10
Games With		
3+ Blocks	0	0
Games With		
3+ Steals	2	2
Games With		
3+ Three-Pointers	1	1

- On the Bob Cousy Award preseason watch list for the nation's best PG
- Key for Kentucky in win at Florida, playing a team-high 36 minutes with 14 points (12 in the second half) and three assists
- Earned second SEC Freshman of the Week accolade after a strong performance against No. 9 UNC with 14 points, adding a career-best six rebounds and team-high five assists, playing a game-high 35 minutes
- Named the SEC Freshman of the Week on Nov. 27 after averaging 25.0 points per game in wins over Marshall and Saint Joseph's
- Returned following injury vs. Penn and recorded a career-best seven assists with nine points and a steal
- Career game vs. Marshall with 28 points with a career-best 10 field goals, two 3s and a career-high-tying three steals
- Great game vs. St. Joe's with 22 points, five rebounds, six assists and a 3-pointer in 36 minutes of play
- Logged 13 points, four assists and a team-high three steals in the win over New Mexico State
- Rated as high as No. 4 overall by both ESPN and 247Sports
- McDonald's All American Game and Jordan Brand Classic MVP
- Three-time Gatorade New Jersey Player of the Year
- Iverson Classic National High School Player of the Year
- Stephen Jackson Community Leadership Award winner
- Father, Dajuan, played for John Calipari at Memphis and was later drafted by the Cleveland Cavaliers
- Brother, Kareem Watkins, is also on UK's roster

Game-By-Game Statistics

Opponent	Date	GS	Min	FG-A	Pct.	3FG-A	Pct.	FT-A	Pct.	Off-Def-Tot	PF	Ast	TO	Blk	Stl	Pts
NEW MEXICO ST.	11/6	*	27	6-13	.462	1-5	.200	0-1	.000	0-2-2	1	4	1	0	3	13
A&M-COMMERCE	11/10	*	32	5-13	.385	0-1	.000	1-1	1.000	0-0-0	0	3	1	0	1	11
vs. Kansas	11/14	*	25	1-12	.083	0-3	.000	2-4	.500	0-2-2	2	1	0	0	1	4
STONEHILL	11/17	*	26	3-9	.333	3-8	.375	0-0	.000	0-5-5	1	3	3	2	1	9
ST. JOSEPH'S	11/20	*	36	7-17	.412	1-4	.250	7-8	.875	1-2-3	2	6	3	1	1	22
MARSHALL	11/24	*	26	10-14	.714	2-5	.400	6-7	.857	0-1-1	3	5	1	1	3	28
MIAMI	11/28	*	10	1-3	.333	0-2	.000	3-4	.750	0-0-0	0	1	0	1	0	5
UNC WILMINGTON	12/2		DNP - Injury (lower extremity)													
vs. Penn	12/9	*	30	4-9	.444	1-2	.500	0-0	.000	0-1-1	0	7	2	0	1	9
vs. North Carolina	12/16	*	35	6-14	.429	2-4	.500	0-1	.000	2-4-6	2	5	2	0	1	14
at Louisville	12/21	*	18	1-6	.167	0-2	.000	0-0	.000	0-1-1	2	1	1	0	0	2
ILLINOIS STATE	12/29	*	29	6-10	.600	2-3	.667	0-0	.000	0-2-2	0	3	1	0	0	14
at Florida	1/6	*	36	6-10	.600	1-2	.500	1-1	1.000	0-3-3	1	3	1	1	0	14
MISSOURI	1/9	*	30	5-8	.625	1-2	.500	5-7	.714	0-1-1	0	3	3	0	0	16

Career Statistics

Year	GP-GS	Min-Avg	FG-FGA	Pct	3FG-FGA	Pct	FT-FTA	Pct	Off-Def-Tot-Avg	PF-FO	Ast	TO	Blk	Stl	Pts	Avg
2023-24	13-13	360-27.7	61-138	.442	14-43	.326	25-34	.735	3-24-27-2.1	14-0	45	19	5	13	161	12.4
Career	13-13	360-27.7	61-138	.442	14-43	.326	25-34	.735	3-24-27-2.1	14-0	45	19	5	13	161	12.4

22 WALKER HORN

So. | Guard | 6-3 | 190 | Austin, Texas | Westlake HS



2023-24 SEASON/CAREER HIGHS

Points		
Season	-	
Career	-	
Rebounds		
Season	-	
Career	1, S. CAROLINA ST. (11/17/22)	
Field Goals		
Season	-	
Career	-	
Field Goals Attempted		
Season	-	
Career	1, NORTH FLORIDA (11/23/22)	
3-Point Field Goals		
Season	-	
Career	-	
3-Point Field Goals Attempted		
Season	-	
Career	1, NORTH FLORIDA (11/23/22)	
Free Throws		
Season	-	
Career	-	
Free Throws Attempted		
Season	-	
Career	-	
Assists		
Season	-	
Career	1, S. CAROLINA ST. (11/17/22)	
Steals		
Season	-	
Career	-	
Blocked Shots		
Season	-	
Career	-	
Minutes Played		
Season	1, 4x, last vs. ILLINOIS ST. (12/29/23)	
Career	2, 5x, last at Louisville (12/21/23)	
MISCELLANEOUS		
	2023-24	CAREER*
Dunks	0	0
Double-Figure		
Scoring Games	0	0
Double-Figure		
Rebounding Games	0	0
Games With		
Double-Double	0	0
Games Led UK		
in Scoring	0	0
Games Led UK		
in Rebounding	0	0
Games Led UK		
in Assists	0	0
Games Led UK		
in Steals	0	0
Games Led UK		
in Blocks	0	0
Games With		
3+ Assists	0	0
Games With		
3+ Blocks	0	0
Games With		
3+ Steals	0	0
Games With		
3+ Three-Pointers	0	0

- Saw action vs. Marshall and Illinois State and at Louisville
- Played one minute of the win over New Mexico State
- Appeared in four games as a freshman
- Son of Darrin Horn, the current head men's basketball coach at Northern Kentucky University
- State semifinalist at Westlake as a senior and the team had a 38-2 record
- Averaged 9.3 points, 5.2 assists and 2.4 rebounds as a senior
- Graduated cum laude and was a recipient of a Kentucky Provost Academic Scholarship

Game-By-Game Statistics

Opponent	Date	GS	Min	FG-A	Pct.	3FG-A	Pct.	FT-A	Pct.	Off-Def-Tot	PF	Ast	TO	Blk	Stl	Pts
NEW MEXICO ST.	11/6	1		0-0	.000	0-0	.000	0-0	.000	0-0-0	0	0	0	0	0	0
A&M-COMMERCE	11/10	DNP - Coaches' Decision														
vs. Kansas	11/14	DNP - Coaches' Decision														
STONEHILL	11/17	DNP - Coaches' Decision														
ST. JOSEPH'S	11/20	DNP - Coaches' Decision														
MARSHALL	11/24	1		0-0	.000	0-0	.000	0-0	.000	0-0-0	0	0	0	0	0	0
MIAMI	11/28	DNP - Coaches' Decision														
UNC WILMINGTON	12/2	DNP - Coaches' Decision														
vs. Penn	12/9	DNP - Coaches' Decision														
vs. North Carolina	12/16	DNP - Coaches' Decision														
at Louisville	12/21	1		0-0	.000	0-0	.000	0-0	.000	0-0-0	0	0	0	0	0	0
ILLINOIS STATE	12/29	1		0-0	.000	0-0	.000	0-0	.000	0-0-0	0	0	0	0	0	0
at Florida	1/6	DNP - Coaches' Decision														
MISSOURI	1/9	DNP - Coaches' Decision														

Career Statistics

Year	GP-GS	Min-Avg	FG-FGA	Pct	3FG-FGA	Pct	FT-FTA	Pct	Off-Def-Tot-Avg	PF-FO	Ast	TO	Blk	Stl	Pts	Avg
2022-23	4-0	8-2.0	0-1	.000	0-1	.000	0-0	.000	0-1-1-0.3	1-0	1	4	0	0	0	0.0
2023-24	4-0	3-0.8	0-0	.000	0-0	.000	0-0	.000	0-0-0-0.0	0-0	0	0	0	0	0	0.0
TOTAL	8-0	11-1.4	0-1	.000	0-1	.000	0-0	.000	0-1-1-0.2	1-0	1	4	0	0	0	0.0

23 JORDAN BURKS

Fr. | Forward | 6-8 | 202 | Decatur, Ala. | Overtime Elite



2023-24 SEASON/CAREER HIGHS

Points		
Season	7, vs. NEW MEXICO ST. (11/6/23)	
Career	7, vs. NEW MEXICO ST. (11/6/23)	
Rebounds		
Season	5, 2x, last vs. MARSHALL (11/24/23)	
Career	5, 2x, last vs. MARSHALL (11/24/23)	
Field Goals		
Season	3, vs. NEW MEXICO ST. (11/6/23)	
Career	3, vs. NEW MEXICO ST. (11/6/23)	
Field Goals Attempted		
Season	4 vs. MARSHALL (11/24/23)	
Career	4 vs. MARSHALL (11/24/23)	
3-Point Field Goals		
Season	1, vs. NEW MEXICO ST. (11/6/23)	
Career	1, vs. NEW MEXICO ST. (11/6/23)	
3-Point Field Goals Attempted		
Season	2, vs. Kansas (11/14/23)	
Career	2, vs. Kansas (11/14/23)	
Free Throws		
Season	1, 2x, last ILLINOIS STATE (12/29/23)	
Career	1, 2x, last ILLINOIS STATE (12/29/23)	
Free Throws Attempted		
Season	2, vs. ILLINOIS STATE (12/29/23)	
Career	2, vs. ILLINOIS STATE (12/29/23)	
Assists		
Season	2, vs. Kansas (11/14/23)	
Career	2, vs. Kansas (11/14/23)	
Steals		
Season	1, 2x, last vs. MARSHALL (11/24/23)	
Career	1, 2x, last vs. MARSHALL (11/24/23)	
Blocked Shots		
Season	2, vs. ILLINOIS STATE (12/29/23)	
Career	2, vs. ILLINOIS STATE (12/29/23)	
Minutes Played		
Season	16, vs. STONEHILL (11/17/23)	
Career	16, vs. STONEHILL (11/17/23)	
MISCELLANEOUS		
	2023-24	CAREER*
Dunks	3	3
Double-Figure Scoring Games	0	0
Double-Figure Rebounding Games	0	0
Games With Double-Double	0	0
Games Led UK in Scoring	0	0
Games Led UK in Rebounding	0	0
Games Led UK in Assists	0	0
Games Led UK in Steals	0	0
Games Led UK in Blocks	0	0
Games With 3+ Assists	0	0
Games With 3+ Blocks	0	0
Games With 3+ Steals	0	0
Games With 3+ Three-Pointers	0	0

- Scored five points and added a pair of blocks in the win over Illinois State
- Logged five points and an assist in nine minutes vs. No. 10 Miami
- Had five boards, a block and a steal in 14 minutes vs. Marshall
- Pulled down four boards while handing out two assists as UK was plus-19 with him on the floor against No. 1 Kansas
- Chipped in with seven points, three rebounds and a steal in 12 minutes off the bench in the win over New Mexico State
- Averaged 5.0 points and 4.5 rebounds in 17.5 minutes per game in the two exhibitions
- Posted 20 points and added five rebounds in the Blue-White Game
- Notched averages of 4.3 points and 3.8 rebounds per game at the GLOBL JAM playing in an undersized backup center role
- An explosive scorer at Overtime Elite and led the league with 27.1 points per game in 2022-23. Also contributed 7.5 rebounds, 2.9 assists and 1.4 steals per game
- Scored 20 or more points in all but one game and had a season high of 42 against OTE competition

Game-By-Game Statistics

Opponent	Date	GS	Min	FG-A	Pct.	3FG-A	Pct.	FT-A	Pct.	Off-Def-Tot	PF	Ast	TO	Blk	Stl	Pts
NEW MEXICO ST.	11/6	12	3-3	1.000	1-1	1.000	0-1	.000	3-0-3	1	0	0	0	1	7	
A&M-COMMERCE	11/10	15	0-1	.000	0-0	.000	0-0	.000	2-3-5	4	0	0	0	0	0	
vs. Kansas	11/14	10	0-2	.000	0-2	.000	0-0	.000	1-3-4	2	2	0	0	0	0	
STONEHILL	11/17	16	1-1	1.000	0-0	.000	0-0	.000	0-4-4	2	0	1	0	0	2	
ST. JOSEPH'S	11/20	6	0-0	.000	0-0	.000	0-1	.000	0-1-1	1	0	2	1	0	0	
MARSHALL	11/24	14	1-4	.250	0-0	.000	0-0	.000	2-3-5	1	0	0	1	1	2	
MIAMI	11/28	9	2-2	1.000	0-0	.000	1-1	1.000	0-0-0	1	1	0	0	0	5	
UNC WILMINGTON	12/2	4	0-0	.000	0-0	.000	0-0	.000	0-0-0	0	0	0	0	0	0	
vs. Penn	12/9	DNP - Coaches' Decision														
vs. North Carolina	12/16	DNP - Coaches' Decision														
at Louisville	12/21	3	0-0	.000	0-0	.000	0-0	.000	0-0-0	2	1	0	0	0	0	
ILLINOIS STATE	12/29	11	2-2	1.000	0-0	.000	1-2	.500	0-1-1	2	0	0	2	0	5	
at Florida	1/6	1	0-0	.000	0-0	.000	0-0	.000	0-0-0	1	0	0	0	0	0	
MISSOURI	1/9	1	0-0	.000	0-0	.000	0-0	.000	0-0-0	0	0	0	0	0	0	

Career Statistics

Year	GP-GS	Min-Avg	FG-FGA	Pct	3FG-FGA	Pct	FT-FTA	Pct	Off-Def-Tot-Avg	PF-FO	Ast	TO	Blk	Stl	Pts	Avg
2023-24	12-0	103-8.6	9-15	.600	1-3	.333	2-5	.400	8-15-23-1.9	17-0	4	3	4	2	21	1.8
Career	12-0	103-8.6	9-15	.600	1-3	.333	2-5	.400	8-15-23-1.9	17-0	4	3	4	2	21	1.8

25 KAREEM WATKINS

Sr. | Guard | 5-8 | 175 | Camden, N.J. | Kingsway Regional HS



2023-24 SEASON/CAREER HIGHS

Season	-
Career	-
Rebounds	
Season	-
Career	1, 3x, last CENTRAL MICH. (11/29/21)
Field Goals	
Season	-
Career	-
Field Goals Attempted	
Season	1, at Louisville (12/21/23)
Career	1, 3x, last at Louisville (12/21/23)
3-Point Field Goals	
Season	-
Career	-
3-Point Field Goals Attempted	
Season	-
Career	1, AUBURN (2/25/23)
Free Throws	
Season	-
Career	-
Free Throws Attempted	
Season	-
Career	-
Assists	
Season	1, vs. MARSHALL (11/24/23)
Career	1, 4x, last MARSHALL (11/24/23)
Steals	
Season	-
Career	1, 2x, last HIGH POINT (12/31/21)
Blocked Shots	
Season	-
Career	-
Minutes Played	
Season	1, 4x, last vs. ILLINOIS ST. (12/29/23)
Career	3, HIGH POINT (12/31/21)

- Played and had an assist vs. Marshall
- Saw action in the wins over New Mexico State and Illinois State and at Louisville
- Has appeared in 16 career games
- Appeared in all 26 games for Kingsway Regional during his senior season
- Averaged 8.7 points per game and notched 11 double-figure scoring efforts
- Stepfather, Dajuan, played for John Calipari at Memphis
- Brother, D.J., is also on UK's roster

Game-By-Game Statistics

Opponent	Date	GS	Min	FG-A	Pct.	3FG-A	Pct.	FT-A	Pct.	Off-Def-Tot	PF	Ast	TO	Blk	Stl	Pts
NEW MEXICO ST.	11/6	1		0-0	.000	0-0	.000	0-0	.000	0-0-0	0	0	0	0	0	0
A&M-COMMERCE	11/10	DNP - Coaches' Decision														
vs. Kansas	11/14	DNP - Coaches' Decision														
STONEHILL	11/17	DNP - Coaches' Decision														
ST. JOSEPH'S	11/20	DNP - Coaches' Decision														
MARSHALL	11/24	1		0-0	.000	0-0	.000	0-0	.000	0-0-0	0	1	0	0	0	0
MIAMI	11/28	DNP - Coaches' Decision														
UNC WILMINGTON	12/2	DNP - Coaches' Decision														
vs. Penn	12/9	DNP - Coaches' Decision														
vs. North Carolina	12/16	DNP - Coaches' Decision														
at Louisville	12/21	1		0-1	.000	0-0	.000	0-0	.000	0-0-0	0	0	0	0	0	0
ILLINOIS STATE	12/29	1		0-0	.000	0-0	.000	0-0	.000	0-0-0	0	0	0	0	0	0
at Florida	1/6	DNP - Coaches' Decision														
MISSOURI	1/9	DNP - Coaches' Decision														

MISCELLANEOUS 2023-24 CAREER

Dunks	0	0
Double-Figure Scoring Games	0	0
Double-Figure Rebounding Games	0	0
Games With Double-Double	0	0
Games Led UK in Scoring	0	0
Games Led UK in Rebounding	0	0
Games Led UK in Assists	0	0
Games Led UK in Steals	0	0
Games Led UK in Blocks	0	0
Games With 3+ Assists	0	0
Games With 3+ Blocks	0	0
Games With 3+ Steals	0	0
Games With 3+ Three-Pointers	0	0

Career Statistics

Year	GP-GS	Min-Avg	FG-FGA	Pct	3FG-FGA	Pct	FT-FTA	Pct	Off-Def-Tot-Avg	PF-FO	Ast	TO	Blk	Stl	Pts	Avg
2020-21	1-0	2-2.0	0-0	.000	0-0	.000	0-0	.000	0-0-0-0.0	0-0	0	0	0	0	0	0.0
2021-22	9-0	13-1.4	0-1	.000	0-0	.000	0-0	.000	1-2-3-0.3	2-0	2	3	0	2	0	0.0
2022-23	4-0	8-2.0	0-1	.000	0-1	.000	0-0	.000	0-0-0-0.0	0-0	1	1	0	0	0	0.0
2023-24	4-0	3-0.8	0-1	.000	0-1	.000	0-0	.000	0-0-0-0.0	0-0	1	0	0	0	0	0.0
TOTAL	18-0	25-1.5	0-3	.000	0-2	.000	0-0	.000	1-2-3-0.2	2-0	4	4	0	2	0	0.0



2023-24 SEASON/CAREER HIGHS

Points		
Season	6, at Florida (1/6/24)	
Career	9, DUQUESNE (11/11/22)	
Rebounds		
Season	5, at Florida (1/6/24)	
Career	10, 2x, last N. FLORIDA (11/23/22)	
Field Goals		
Season	2, 2x, last at Florida (1/6/24)	
Career	4, DUQUESNE (11/11/22)	
Field Goals Attempted		
Season	6, at Florida (1/6/24)	
Career	7, 2x, last N. FLORIDA (11/23/22)	
3-Point Field Goals		
Season	-	
Career	-	
3-Point Field Goals Attempted		
Season	-	
Career	-	
Free Throws		
Season	2, at Florida (1/6/24)	
Career	2, 2x, last at Florida (1/6/24)	
Free Throws Attempted		
Season	3, at Florida (1/6/24)	
Career	3, at Florida (1/6/24)	
Assists		
Season	1, vs. North Carolina (12/16/23)	
Career	1, 3x, last vs. UNC (12/16/23)	
Steals		
Season	-	
Career	1, 3x, last AUBURN (2/25/23)	
Blocked Shots		
Season	3, 2x, last vs. ILLINOIS ST. (12/29/23)	
Career	4, HOWARD (11/7/22)	
Minutes Played		
Season	15, at Florida (1/6/24)	
Career	20, HOWARD (11/7/22)	
MISCELLANEOUS		
	2023-24	CAREER*
Dunks	1	5
Double-Figure Scoring Games	0	0
Double-Figure Rebounding Games	0	2
Games With Double-Double	0	0
Games Led UK in Scoring	0	0
Games Led UK in Rebounding	0	1
Games Led UK in Assists	0	0
Games Led UK in Steals	0	0
Games Led UK in Blocks	1	5
Games With 3+ Assists	0	0
Games With 3+ Blocks	2	6
Games With 3+ Steals	0	0
Games With 3+ Three-Pointers	0	0

- Had six points and five rebounds in a season-high 15 minutes at Florida
- Played 10 minutes against Illinois State with four points and three blocks
- Missed most of nonconference play with a foot injury, but returned vs. No. 9 UNC and played 10 minutes with a rebound, three blocks and one rebound
- Averaged 2.5 points and 2.6 rebounds in 16 appearances as a freshman a year ago
- Reclassified to the 2022 class and ranked as a top-25 prospect in the 2023 class by all of the major scouting services
- Joined Putnam in January and the squad was a perfect 20-0 with Onyenso on the roster, including winning a national championship
- Averaged 11.4 points, 9.0 rebounds and 5.7 blocks per game as a junior and also shot 64.4% from the floor and had five games with at least 10 blocked shots
- In February of 2020, he became one of the youngest players ever to make the senior men's Nigerian National Team
 - Scored 10 points on 5-of-8 shooting and had four rebounds and two blocks in 16 minutes in a 96-69 win over Uganda

Game-By-Game Statistics

Opponent	Date	GS	Min	FG-A	Pct.	3FG-A	Pct.	FT-A	Pct.	Off-Def-Tot	PF	Ast	TO	Blk	Stl	Pts
NEW MEXICO ST.	11/6			DNP - Injury (foot)												
A&M-COMMERCE	11/10			DNP - Injury (foot)												
vs. Kansas	11/14			DNP - Injury (foot)												
STONEHILL	11/17			DNP - Injury (foot)												
ST. JOSEPH'S	11/20			DNP - Injury (foot)												
MARSHALL	11/24			DNP - Injury (foot)												
MIAMI	11/28			DNP - Injury (foot)												
UNC WILMINGTON	12/2			DNP - Injury (foot)												
vs. Penn	12/9			DNP - Injury (foot)												
vs. North Carolina	12/16	10	0-0	.000	0-0	.000	1-2	.500	0-1-1	2	1	0	3	0	1	
at Louisville	12/21	8	0-1	.000	0-0	.000	0-0	.000	0-2-2	0	0	0	2	0	0	
ILLINOIS STATE	12/29	10	2-2	1.000	0-0	.000	0-2	.000	1-1-2	1	0	0	3	0	4	
at Florida	1/6	15	2-6	.333	0-0	.000	2-3	.667	1-4-5	2	0	0	0	0	6	
MISSOURI	1/9	9	0-1	.000	0-0	.000	0-0	.000	0-3-3	0	0	1	1	0	0	

Career Statistics

Year	GP-GS	Min-Avg	FG-FGA	Pct	3FG-FGA	Pct	FT-FTA	Pct	Off-Def-Tot-Avg	PF-FO	Ast	TO	Blk	Stl	Pts	Avg
2022-23	16-0	111-6.9	18-34	.529	0-0	.000	4-7	.571	18-24-42-2.6	8-0	2	4	16	3	40	2.5
2023-24	5-0	42-10.2	4-10	.400	0-0	.000	3-7	.429	3-10-13-2.6	5-0	1	1	9	0	11	2.2
TOTAL	21-0	162-7.7	22-44	.500	0-0	.000	7-14	.500	21-34-55-2.6	13-0	3	5	25	3	51	2.4

BOX SCORES

GAME 1

#16/16 KENTUCKY 86, NEW MEXICO STATE 46



Official Basketball Box Score - Final
New Mexico St. at Kentucky
11/10/23 Rupp Arena, Lexington
2023-24 Men's Basketball

Game Time: 8:00 PM
Game Duration: 1:43
Attendance: 18,438

Officials: Pat Adams, Josue Nieves, Landon Brandes

New Mexico St. - 46		Record: 0-1										Shooting By Period								
NO.	Name	Min	FG	3P	FT	Rebounds	Fouls	TP	AS	TO	ST	Blocks	BS	BA	+	-	1st FG%	2nd FG%	3rd FG%	FT%
1	Kaosi Ezeagu	F 19:06	2-3	0-0	0-0	0 3 3	2 2	2	4	0	2	0	0	0	-17		1st FG% 10-31 32.3%			
25	Clarence "Monzy" Jackson	F 20:15	3-10	0-3	0-0	3 3 6	3 1	6	2	3	1	0	1	-17		3PT% 4-13 30.8%				
0	Jaylin Jackson-Posey	G 31:35	4-8	2-4	0-0	0 8 8	1 2	10	6	7	0	0	0	-24		FT% 5-5 100%				
3	Christian Cook	G 33:14	3-12	2-7	2-2	0 4 4	2 1	10	0	1	1	0	0	-40		2nd FG% 8-25 32.0%				
13	Jaden Harris	G 30:46	1-6	0-3	0-0	1 1 2	1 2	2	1	1	0	0	0	-29		3PT% 1-10 10.0%				
2	Antonio Rawls	G 24:25	1-6	1-2	0-0	0 0 0	1 2	3	0	3	0	0	0	-27		GM FG% 18-56 32.1%				
24	Jonathan Kanyanga	F 17:12	1-1	0-0	0-0	0 5 5	2 0	2	0	1	0	0	0	-22		3PT% 5-23 21.7%				
21	Robert Carpenter	F 23:28	3-10	0-4	3-3	2 1 3	4 3	9	2	0	0	1	0	-24		FT% 5-5 100.0%				
Team						0 2 2		0		0						Dead Ball Rebounds: 0, 0				
Totals			18-56	5-23	5-5	6 27 33	16 11	46	10	18	2	2	3	-40						

Technical Fouls: NONE

Kentucky - 86		Record: 1-0										Shooting By Period								
NO.	Name	Min	FG	3P	FT	Rebounds	Fouls	TP	AS	TO	ST	Blocks	BS	BA	+	-	1st FG%	2nd FG%	3rd FG%	FT%
4	Tre Mitchell	F 35:28	3-8	0-3	3-4	3 6 9	1 4	9	5	0	1	0	1	36		1st FG% 12-31 38.7%				
1	Justin Edwards	G 27:32	5-11	2-5	0-0	1 4 5	3 0	12	1	3	2	0	1	24		3PT% 4-13 30.8%				
3	Adou Thiero	G 19:38	1-3	0-1	3-5	1 6 7	3 3	5	0	1	0	1	0	7		FT% 9-12 75%				
12	Antonio Reeves	G 34:51	4-10	2-6	1-2	0 2 2	0 1	11	1	1	2	0	0	38		2nd FG% 20-34 58.8%				
21	D.J. Wagner	G 26:54	6-13	1-5	0-1	0 2 2	1 3	13	4	1	3	0	0	22		3PT% 5-16 31.3%				
0	Rob Dillingham	G 19:28	6-11	2-6	3-3	0 5 5	2 3	17	3	0	2	0	0	24		FT% 4-7 57.1%				
15	Reed Sheppard	G 20:57	4-6	1-2	3-3	0 5 5	1 1	12	2	0	2	0	0	17		GM FG% 32-65 49.2%				
23	Jordan Burks	G 12:12	3-3	1-1	0-1	3 0 3	1 1	7	0	0	1	0	0	20		3PT% 9-29 31.0%				
14	Brennan Canada	G 00:46	0-0	0-0	0-0	0 1 1	0 0	0	0	0	0	0	0	3		FT% 13-19 68.4%				
20	Joey Hart	G 00:46	0-0	0-0	0-0	0 0 0	0 0	0	0	0	0	0	0	3		Dead Ball Rebounds: 1, 0				
22	Walker Horn	G 00:46	0-0	0-0	0-0	0 0 0	0 0	0	0	0	0	0	0	3						
15	Kareem Watkins	G 00:46	0-0	0-0	0-0	0 0 0	0 0	0	0	0	0	0	0	3						
Team						3 1 4		0		0										
Totals			32-65	9-29	13-19	11 32 43	11 16	86	17	6	13	3	2	-40						

Technical Fouls: NONE

Biggest lead		Points from		Turnovers		Period by Period Scoring	
4	(1st 17:49)	40	(2nd 0:07)	6	24	1st	2nd
Best Scoring Run	6 (1st 17:49)	17	(2nd 0:07)	20	46	29	17
Lead Changes	2	Second Chance	7	13	46		
Times Tied	0	Fast Breaks	7	25	UKY	37	49
Time with Lead	03:01	Bench	14	36	86		

GAME 2

#16/16 KENTUCKY 81, TEXAS A&M-COMMERCE 61



Official Basketball Box Score - Final
Tex. A&M-Commerce at Kentucky
11/10/23 Rupp Arena, Lexington
2023-24 Men's Basketball

Game Time: 7:00 PM
Game Duration: 1:41
Attendance: 19,946

Officials: Jason Baker, Patrick Evans, Bharat Ramanani

Tex. A&M-Commerce - 61		Record: 0-3										Shooting By Period								
NO.	Name	Min	FG	3P	FT	Rebounds	Fouls	TP	AS	TO	ST	Blocks	BS	BA	+	-	1st FG%	2nd FG%	3rd FG%	FT%
24	Jerome Brewer, Jr.	F 32:43	4-6	3-4	1-2	0 4 4	2 1	12	2	0	0	0	0	-12		1st FG% 11-30 36.7%				
2	Kalen Williams	G 33:31	8-14	1-4	2-2	1 3 4	2 2	19	4	4	0	2	16		3PT% 5-17 29.4%					
3	Tommie Lewis	G 26:40	6-11	5-8	1-2	0 4 4	1 1	18	1	3	1	0	0	-13		FT% 3-6 50%				
10	Alonzo Dodd	G 24:16	2-5	0-0	1-5	2 0 2	1 4	5	2	2	0	0	0	-6		2nd FG% 12-26 46.2%				
11	Khalq Abdul-Mateen	G 19:31	0-3	0-0	0-0	2 2 2	2 0	0	0	0	0	0	0	-11		3PT% 5-10 50%				
0	Zondrick Garrett	F 19:08	2-8	0-2	0-0	2 3 5	1 2	4	0	1	0	1	0	-9		GM FG% 23-56 41.1%				
1	James "Pop" Weathers	F 16:43	0-4	0-2	0-0	0 0 0	0 0	0	2	1	0	0	0	-17		3PT% 10-27 37.0%				
30	Evan Phelps	F 17:51	1-5	1-4	0-0	1 2 3	0 0	3	1	2	0	0	0	-11		FT% 2-4 50%				
23	KC Ugwuakazi	G 07:37	0-0	0-0	0-0	0 0 0	0 0	0	0	0	0	0	0	-5		Dead Ball Rebounds: 4, 1				
Team						2 2 4		0		0										
Totals			23-56	10-27	5-11	8 25 33	12 10	61	12	14	1	2	3	-20						

Technical Fouls: NONE

Kentucky - 81		Record: 2-0										Shooting By Period								
NO.	Name	Min	FG	3P	FT	Rebounds	Fouls	TP	AS	TO	ST	Blocks	BS	BA	+	-	1st FG%	2nd FG%	3rd FG%	FT%
4	Tre Mitchell	F 31:45	8-11	1-2	1-1	2 6 8	0 3	18	1	0	3	1	0	11		1st FG% 14-32 43.8%				
0	Rob Dillingham	G 29:55	4-13	1-6	3-4	1 4 5	2 3	12	4	1	1	0	1	18		3PT% 4-12 33.3%				
1	Justin Edwards	G 33:19	6-10	0-3	4-4	3 4 7	1 2	16	1	0	0	0	0	24		FT% 6-6 100%				
12	Antonio Reeves	G 29:16	8-14	5-8	0-0	0 6 6	2 0	21	2	0	0	0	0	9		2nd FG% 18-35 51.4%				
21	D.J. Wagner	G 32:00	5-13	0-1	1-1	0 0 0	0 3	11	3	1	1	0	0	10		3PT% 4-11 36.4%				
15	Reed Sheppard	G 28:49	1-5	1-3	0-0	0 3 3	1 1	3	1	1	3	2	0	23		FT% 3-4 75%				
23	Jordan Burks	G 14:56	0-1	0-0	0-0	2 3 5	4 0	0	0	0	0	0	0	5		GM FG% 32-67 47.8%				
Team						1 1 2		0		0						FT% 9-10 90.0%				
Totals			32-67	8-23	9-10	9 27 36	10 12	81	12	3	8	3	2	-20		Dead Ball Rebounds: 1, 0				

Technical Fouls: NONE

Biggest lead		Points from		Turnovers		Period by Period Scoring	
13	(1st 13:28)	22	(2nd 1:31)	7	17	1st	2nd
Best Scoring Run	8 (1st 17:51)	9	(2nd 14:42)	26	42	30	31
Lead Changes	1	Second Chance	7	13	61		
Times Tied	0	Fast Breaks	1	23	UKY	38	43
Time with Lead	11:20	Bench	7	3	81		

GAME 3

#1/1 KANSAS 89, #17/16 KENTUCKY 84



Official Basketball Box Score - Final
Kentucky at Kansas
11/14/23 United Center, Chicago
2023-24 Men's Basketball

Game Time: 8:30 PM
Game Duration: 2:14
Attendance: 18,780

Officials: Terry Olesby, Ron Grower, Keith Kimble

Kentucky - 84		Record: 2-1										Shooting By Period								
NO.	Name	Min	FG	3P	FT	Rebounds	Fouls	TP	AS	TO	ST	Blocks	BS	BA	+	-	1st FG%	2nd FG%	3rd FG%	FT%
4	Tre Mitchell	F 39:12	2-4	1-1	3-7	2 4 6	4 6	8	3	0	2	2	0	-3		1st FG% 15-42 35.7%				
1	Justin Edwards	G 29:00	0-6	0-3	1-2	1 3 4	2 1	1	2	2	0	1	1	4		3PT% 9-23 39.1%				
3	Adou Thiero	G 30:37	5-10	1-3	5-6	6 7 13	2 4	16	1	1	0	0	0	-26		FT% 9-11 81.8%				
12	Antonio Reeves	G 34:01	7-25	3-17	7-7	3 5 8	2 5	24	1	1	0	0	2	-14		2nd FG% 10-34 29.4%				
21	D.J. Wagner	G 25:11	1-12	0-3	2-4	0 2 2	2 3	4	1	0	1	0	0	-23		3PT% 3-15 20.0%				
0	Rob Dillingham	G 16:04	6-12	4-5	2-2	0 2 2	2 5	18	3	2	2	0	0	15		FT% 13-19 68.4%				
23	Jordan Burks	G 10:11	0-2	0-0	0-0	1 3 4	2 1	0	2	0	0	0	0	-19		3PT% 3-15 20.0%				
15	Reed Sheppard	G 15:43	4-5	3-4	2-2	0 0 0	1 3	13	1	2	4	0	0	3		GM FG% 25-76 32.9%				
Team						2 1 3		0		0						FT% 22-30 73.3%				
Totals			25-76	12-38	22-30	15 27 42	22 23	84												

BOX SCORES

GAME 5

#16/16 KENTUCKY 96, SAINT JOSEPH'S 88 (OT)



Official Basketball Box Score - Final
Saint Joseph's at Kentucky
11/20/23 Rupp Arena, Lexington
2023-24 Men's Basketball

Game Time: 7:00 PM
Game Duration: 2:14
Attendance: 18,680

Officials: Terry Oglesby, Garrick Shannon, William Covington

NO.	Name	Min	FG			3P			FT			Rebounds		Fouls		TP	AS	TO	ST	Blocks		+/-
			M-A	M-A	M-A	M-A	M-A	OR	DR	OR	DR	OR	DR	PF	FD					BS	BA	
13	Rasheer Fleming	F	18:31	3-8	0-2	0-2	4	5	9	3	1	6	0	0	3	0	0	0	0	0	-12	
23	Anthony Finkley	F	14:10	1-6	1-5	0-0	1	1	2	1	0	3	0	0	0	0	0	0	0	0	12	
2	Erik Reynolds II	G	41:48	9-17	6-12	4-4	0	3	3	0	5	28	5	2	1	0	1	-9				
3	Cameron Brown	G	30:17	6-10	5-8	0-0	2	2	4	4	0	17	0	1	0	0	1	2				
11	Xzayvier Brown	G	37:43	6-12	3-5	2-2	0	6	6	3	1	17	6	0	3	0	2	-5				
5	Lynn Greer III	G	33:52	3-11	0-1	2-2	1	4	5	2	3	8	4	4	1	0	3	-17				
22	Christ Essandoko	G	31:41	4-7	0-1	1-2	4	5	9	4	1	9	2	1	1	0	-7					
0	Kacper Klaczek	14:55	0-4	0-3	0-0	0	0	1	1	3	0	0	2	2	0	1	0	0				
32	Charles Coleman	02:03	0-0	0-0	0-0	0	0	0	0	0	0	0	1	1	0	0	0	0				
Team							2	1	3			0										
Totals			32:75	15-37	9-12	14	28	42	21	10	88	20	14	5	3	8	-8					

Technical Fouls: NONE

Dead Ball Rebounds: 1.0

NO.	Name	Min	FG			3P			FT			Rebounds		Fouls		TP	AS	TO	ST	Blocks		+/-
			M-A	M-A	M-A	M-A	M-A	OR	DR	OR	DR	OR	DR	PF	FD					BS	BA	
4	Tre Mitchell	F	41:24	7-15	4-10	4-6	3	3	6	2	5	22	4	0	1	4	2	5				
1	Justin Edwards	G	28:07	4-6	2-3	2-2	1	2	3	1	2	12	1	0	1	1	0	-5				
3	Adou Thiero	G	30:40	3-6	0-1	1-4	0	5	5	2	4	7	0	0	3	0	0	-6				
12	Antonio Reeves	G	31:52	7-9	3-3	3-4	0	5	5	0	2	20	3	0	0	1	0	4				
21	D.J. Wagner	G	35:45	7-17	1-4	7-8	1	2	3	2	4	22	6	3	1	1	1	7				
0	Rob Dillingham	25:32	5-10	1-2	0	5	5	1	3	13	6	1	1	0	0	0	4					
15	Reed Sheppard	25:11	0-1	0-1	0-0	0	4	4	1	0	0	4	3	5	0	0	0	16				
23	Jordan Burks	06:29	0-0	0-0	0-1	0	1	1	1	0	0	2	0	0	0	1	0	3				
Team							1	4	5			0										
Totals			33:64	12-25	18-27	6	31	37	10	21	96	24	9	12	8	3	8					

Technical Fouls: NONE

Dead Ball Rebounds: 6.0

	SJU		UKY		Points from Turnovers	SJU	UKY	Period by Period Scoring														
	1st	2nd	1st	2nd				1st	2nd	TOT												
Biggest lead	5 (1 st 18:18)	9 (2 nd 17:27)	9	11	6	11																
Best Scoring Run	6 (1 st 0:41)	8 (1 st 3:55)	34	36	Paint																	
Lead Changes	3	8	Second Chance	16	9																	
Times Tied	8	11	Fast Breaks	11	28																	
Time with Lead	07:23	33:05	Bench	17	13																	

GAME 7

#12/12 KENTUCKY 95, #8/8 MIAMI 73



Official Basketball Box Score - Final
Miami (FL) at Kentucky
11/20/23 Rupp Arena, Lexington
2023-24 Men's Basketball

Game Time: 7:31 PM
Game Duration: 2:05
Attendance: 20,119

Officials: Pat Adams, K.B. Burdett, Jr., Byron Jarrett

NO.	Name	Min	FG			3P			FT			Rebounds		Fouls		TP	AS	TO	ST	Blocks		+/-
			M-A	M-A	M-A	M-A	M-A	OR	DR	OR	DR	OR	DR	PF	FD					BS	BA	
15	Norchad Omier	F	18:50	6-10	1-1	7-7	3	3	6	5	7	20	0	0	3	0	0	0	-5			
0	Matthew Cleveland	G	27:18	2-3	1-1	0-2	0	0	0	1	1	5	0	2	1	1	0	-20				
4	Bensley Joseph	G	20:37	2-5	0-2	0-0	0	1	1	3	0	4	1	2	2	0	-27					
5	Wooga Poplar	G	30:32	7-13	0-2	5-8	2	6	8	2	6	19	1	2	0	0	-37					
24	Nijel Pack	G	25:32	1-6	0-3	0-0	0	1	1	0	1	2	3	3	0	0	-25					
1	Michael Nwoko	G	18:26	3-6	0-1	2-2	3	3	6	2	2	8	0	2	0	0	-12					
7	Kyshawn George	G	22:41	2-7	1-5	0-0	0	2	2	1	0	5	2	1	0	0	0	-9				
23	AJ Casey	G	10:54	0-3	0-0	0-0	2	2	4	1	0	0	1	0	1	0	-13					
3	Christian Watson	15:57	3-5	2-3	2-2	0	3	3	0	1	10	1	0	0	0	1	7					
13	Jakai Robinson	04:41	0-0	0-0	0-0	0	0	0	0	0	0	0	0	0	0	0	7					
10	Paul Djobet	04:32	0-1	0-1	0-0	0	1	1	0	0	0	0	0	0	0	0	6					
Team							2	1	3			0										
Totals			26:59	5-19	16-21	12	23	35	15	18	73	8	15	5	1	5	-22					

Technical Fouls: NONE

NO.	Name	Min	FG			3P			FT			Rebounds		Fouls		TP	AS	TO	ST	Blocks		+/-
			M-A	M-A	M-A	M-A	M-A	OR	DR	OR	DR	OR	DR	PF	FD					BS	BA	
4	Tre Mitchell	F	33:30	5-8	1-4	3-4	1	4	5	4	3	14	7	3	1	2	0	21				
1	Justin Edwards	G	28:23	5-7	0-1	1-3	2	1	3	3	3	11	0	0	2	0	0	19				
3	Adou Thiero	G	28:13	4-5	0-0	1-1	1	5	6	3	2	9	3	2	0	1	1	18				
12	Antonio Reeves	G	37:37	7-12	1-3	3-4	2	3	5	1	4	18	1	1	0	0	21					
21	D.J. Wagner	G	10:18	1-3	0-2	3-4	0	0	0	0	0	2	5	1	0	0	-12					
0	Rob Dillingham	22:18	5-12	2-2	0-0	0	5	5	4	0	12	9	0	2	0	0	5					
15	Reed Sheppard	30:26	8-13	5-9	0-0	0	5	5	2	0	21	4	1	3	1	0	35					
23	Jordan Burks	09:15	2-2	0-0	1-1	0	0	0	1	1	5	1	0	0	0	0	3					
Team							0	0	0			0										
Totals			37:62	9-21	12-17	6	23	29	18	15	95	26	8	9	5	1	22					

Technical Fouls: NONE

	UM		UKY		Points from Turnovers	UM	UKY	Period by Period Scoring														
	1st	2nd	1st	2nd				1st	2nd	TOT												
Biggest lead	6 (1 st 7:49)	29 (2 nd 4:49)	9	16	Paint																	
Best Scoring Run	13 (1 st 7:49)	10 (2 nd 19:43)	32	48	UM	37	36	73														
Lead Changes	3	9	Second Chance	16	9																	
Times Tied	3	11	Fast Breaks	7	23																	
Time with Lead	09:54	28:37	Bench	23	38																	

GAME 6

#16/16 KENTUCKY 118, MARSHALL 82



Official Basketball Box Score - Final
Marshall at Kentucky
11/20/23 Rupp Arena, Lexington
2023-24 Men's Basketball

Game Time: 7:01 PM
Game Duration: 2:34
Attendance: 20,246

Officials: Tony Greene, Vladimir Voyard-Tadai, Matt Jarman

NO.	Name	Min	FG			3P			FT			Rebounds		Fouls		TP	AS	TO	ST	Blocks		+/-
			M-A	M-A	M-A	M-A	M-A	OR	DR	OR	DR	OR	DR	PF	FD					BS	BA	
4	Jacob Conner	F	30:26	3-9	2-6	5-6	1	3	4	0	3	13	2	6	2	0	0	-26				
25	Obinna Anochii-Killen	F	37:22	10-20	2-4	0-2	3	3	6	3	2	22	1	2	1	2	1	-31				
41	Nate Martin	F	33:28	6-9	0-0	2-2	5	5	10	2	2	14	3	0	1	1	-2					
0	Kevon Voyles	G	16:35	4-6	2-3	0-1	0	2	2	2	1	10	3	2	0	0	-13					
11	Kamdyn Curfman	G	27:25	3-10	3-10	0-0	0	1	1	0	0	9	2	2	1	0	0	-28				
5	Cameron Crawford	G	07:27	0-4	0-1	0-0	2	2	2	0	0	0	0	2	2	0	0	-12				
21	Goran Miladinovic	16:54	2-6	0-1	1-4	2	4	6	2	5	1	0	1	0	1	1	-2					
14	Ryan Nutter	25:32	1-3	0-1	7-8	0	2	2	4	6	9	4	2	0	0	0	-21					
2	Wyatt Fricks	04:51	0-2	0-0	0-0	0	0	0	0	0	0	0	0	0	0	0	-7					
Team							4	1	5			0										
Totals			29:69	9-26	15-23	17	21	38	13	16	82	18	16	6	5	6	-36					

Technical Fouls: NONE

Dead Ball Rebounds: 4.0

NO.	Name	Min	FG			3P			FT			Rebounds		Fouls		TP	AS	TO	ST	Blocks		+/-
			M-A	M-A	M-A	M-A	M-A	OR	DR	OR	DR	OR	DR	PF	FD					BS	BA	
4	Tre Mitchell	F	27:44	8-15	1-4	1-1	1	3														

BOX SCORES

GAME 9 #16/17 KENTUCKY 81, PENN 66



Official Basketball Box Score - Final
Penn at Kentucky
12/09/23 Wells Fargo Center, Philadelphia
2023-24 Men's Basketball

Game Time: 12:00 PM
Game Duration: 1:46
Attendance: 9,007

Officials: Joe Lindsay, Rob Rorke, Chucky Jones

NO.	Name	Min	FG			Rebounds			Fouls		TP	AS	TO	Blocks		+/-	
			M/A	3P/A	FT/A	OR	DR	PF	FD	BS				BA			
13	Nick Spinoso	C 34:02	4-5	0-0	2-5	0	9	9	1	8	10	5	5	1	4	0	-6
0	Clark Slajchert	G 40:00	8-14	1-4	0-0	1	1	2	0	1	17	4	6	1	0	2	-15
4	Tyler Perkins	G 34:04	6-17	3-9	0-0	2	2	4	2	0	15	1	1	2	0	1	-9
11	Sam Brown	G 36:18	4-11	4-9	0-0	1	5	6	3	0	12	5	1	0	0	1	-16
40	George Smith	G 28:08	2-5	1-4	2-2	0	4	4	5	2	7	3	0	2	0	0	-10
10	Ed Holland III	06:31	0-1	0-0	1-2	0	2	2	0	1	1	0	0	0	0	1	-5
25	Augustus Gerhart	05:58	0-0	0-0	0-0	1	1	1	2	1	0	0	2	0	0	0	-3
15	Andrew Laczkowski	11:07	2-3	0-1	0-0	1	0	1	0	4	0	0	2	0	0	0	-3
5	Cam Thrower	03:53	0-1	0-1	0-0	0	0	0	0	1	0	0	0	0	0	0	-3
Team						0			2		0		0				
Totals			26-57	9-28	5-9	5	26	31	15	13	66	18	15	8	4	5	-15

Technical Fouls: NONE

NO.	Name	Min	FG			Rebounds			Fouls		TP	AS	TO	Blocks		+/-	
			M/A	3P/A	FT/A	OR	DR	PF	FD	BS				BA			
4	Tre Mitchell	F 35:40	2-7	0-2	0-0	0	9	9	2	4	4	4	3	0	1	0	16
1	Justin Edwards	G 14:21	3-5	0-0	0-0	1	2	3	4	0	6	0	0	0	0	0	-2
3	Adou Thiero	G 14:38	3-5	0-0	0-0	2	0	2	1	0	6	0	1	2	0	0	-3
12	Antonio Reeves	G 26:11	7-13	2-6	0-1	2	1	3	2	3	16	1	1	0	0	0	11
21	D.J. Wagner	G 30:15	4-9	1-2	0-0	0	1	1	0	1	9	7	2	1	0	1	11
0	Rob Dillingham	22:23	6-14	3-5	2-3	0	3	3	0	2	17	1	3	2	0	1	9
15	Reed Sheppard	27:25	2-4	1-3	1-2	4	5	1	2	6	3	0	3	1	0	1	16
2	Aaron Bradshaw	29:07	7-12	1-2	2-4	5	6	11	3	3	17	0	0	1	3	2	17
Team						2			4		0		0				
Totals			34-69	8-20	5-10	13	28	41	13	15	81	16	10	9	5	4	15

Technical Fouls: NONE

PENN	KEN	Points from Turnovers	PENN	KEN	Period by Period Scoring		
					1st	2nd	TOT
0 (1 st 20:00)	17 (2 nd 0:27)	5	22				
32	42	PENN	29	37	66		
0	6	KEN	39	42	81		
2	14						
00:00	37:41						

GAME 10 #14/15 KENTUCKY 87, #9/9 NORTH CAROLINA 83



Official Basketball Box Score - Final
North Carolina at Kentucky
12/16/23 State Farm Arena, Atlanta
2023-24 Men's Basketball

Game Time: 5:30 PM
Game Duration: 2:25
Attendance: 17,059

Officials: Kelly Pfeifer, Courtney Green, Patrick Evans

NO.	Name	Min	FG			Rebounds			Fouls		TP	AS	TO	Blocks		+/-	
			M/A	3P/A	FT/A	OR	DR	PF	FD	BS				BA			
5	Armando Bacot	F 31:10	3-4	0-0	3-4	2	4	6	4	5	9	0	6	1	1	0	-2
55	Harrison Ingram	F 33:36	4-10	0-3	2-4	1	3	4	2	3	10	3	1	3	2	2	-15
2	Elliot Cadeau	G 18:03	1-2	0-0	1-2	0	1	1	4	1	3	3	2	0	0	0	-14
3	Cormac Ryan	G 33:14	8-12	4-7	0-0	0	4	4	1	0	20	2	1	0	0	0	-2
4	RJ Davis	G 37:34	8-18	3-9	8-9	2	5	7	3	4	27	4	5	0	0	4	-4
8	Paxson Wojcik	02:13	1-1	0-0	0-0	0	0	0	0	2	1	0	0	0	0	0	-4
24	Jae'Lyn Withers	18:54	1-4	0-2	2-0	3	2	3	2	1	4	2	1	2	2	0	13
13	Jalen Washington	07:46	0-2	0-1	2-2	0	1	1	3	2	2	0	0	0	0	0	-5
7	Seth Trimble	15:40	1-4	1-2	3-4	0	3	3	0	2	6	0	0	0	0	2	10
1	Zayden High	01:51	0-0	0-0	0-0	0	1	1	0	0	0	0	0	0	0	0	3
Team						1			2		0		0				
Totals			27-57	8-24	21-27	6	26	32	22	19	83	12	17	7	5	9	-4

Technical Fouls: NONE

NO.	Name	Min	FG			Rebounds			Fouls		TP	AS	TO	Blocks		+/-	
			M/A	3P/A	FT/A	OR	DR	PF	FD	BS				BA			
2	Aaron Bradshaw	F 20:38	4-6	1-1	3-5	3	0	3	4	3	12	0	2	2	0	0	9
4	Tre Mitchell	F 32:32	3-5	1-3	1-2	2	3	5	2	5	8	2	2	0	0	0	7
1	Justin Edwards	G 12:34	3-0	0-1	2-2	4	2	6	0	1	8	1	0	0	0	1	3
12	Antonio Reeves	G 25:54	2-9	1-3	4-4	1	3	4	1	3	9	1	1	1	1	1	1
21	D.J. Wagner	G 34:51	6-14	2-4	0-1	2	4	6	2	1	14	5	2	1	0	2	-7
0	Rob Dillingham	24:47	6-16	1-6	4-6	0	3	3	4	6	17	1	1	1	0	1	7
3	Reed Sheppard	24:53	4-9	1-3	2-2	1	5	6	1	1	11	2	3	2	1	0	8
3	Adou Thiero	17:04	2-4	1-2	2-2	0	1	1	3	1	7	2	1	0	0	0	5
33	Ugonna Oryenoso	09:46	0-0	0-0	1-2	0	1	1	2	1	1	1	0	0	0	0	-13
Team						5			7		0		1				
Totals			30-72	8-23	19-26	18	24	42	20	22	87	15	14	7	9	5	4

Technical Fouls: Coach 1st 4:04

UNC	KEN	Points from Turnovers	UNC	KEN	Period by Period Scoring		
					1st	2nd	TOT
1 (2 nd 5:15)	12 (2 nd 15:23)	13	19				
32	34	PENN	38	45	83		
2	6	KEN	40	47	87		
3	15						
00:16	37:13						

GAME 11 #9/9 KENTUCKY 95, LOUISVILLE 76



Official Basketball Box Score - Final
Kentucky at Louisville
12/21/23 KFC Yum! Center, Louisville
2023-24 Men's Basketball

Game Time: 6:01 PM
Game Duration: 2:10
Attendance: 12,929

Officials: Ron Groover, Lee Cassell, Pat Adams

NO.	Name	Min	FG			Rebounds			Fouls		TP	AS	TO	Blocks		+/-	
			M/A	3P/A	FT/A	OR	DR	PF	FD	BS				BA			
2	Aaron Bradshaw	F 30:56	1-2	0-0	0-0	3	1	4	4	2	2	0	1	0	0	5	
4	Tre Mitchell	F 30:02	7-13	4-7	0-0	2	10	12	3	2	18	1	2	2	3	0	8
1	Justin Edwards	G 23:48	6-10	1-3	0-0	3	4	7	4	1	13	1	2	2	0	0	14
12	Antonio Reeves	G 30:19	10-16	4-5	6-7	1	0	1	2	4	30	2	1	2	0	1	19
21	D.J. Wagner	G 18:24	1-6	0-2	0-0	0	1	1	2	2	1	1	0	0	0	0	-4
0	Rob Dillingham	21:23	5-9	0-2	2-3	1	1	2	2	1	12	2	1	1	0	10	
15	Reed Sheppard	26:57	3-6	2-3	3-4	0	4	4	1	2	11	2	1	0	0	27	
3	Adou Thiero	13:25	2-4	1-2	2-2	1	3	4	1	1	7	0	1	0	1	0	22
33	Ugonna Oryenoso	07:38	0-1	0-0	0-0	0	2	2	0	0	0	0	0	0	2	1	11
23	Jordan Burks	03:04	0-0	0-0	0-0	0	0	0	0	2	0	1	0	0	0	0	-5
14	Brennan Canada	00:52	0-0	0-0	0-0	0	0	0	0	0	0	0	0	0	0	0	-3
20	Joey Hart	00:52	0-0	0-0	0-0	0	0	0	0	0	0	0	0	0	0	0	-3
22	Walker Horn	00:52	0-0	0-0	0-0	0	0	0	0	0	0	0	0	0	0	0	-2
25	Kareem Watkins	00:52	0-1	0-1	0-0	0	0	0	0	0	0	0	0	0	0	0	-3
13	Grant Darbyshire	00:36	0-0	0-0	0-0	0	0	0	0	0	0	0	0	0	0	0	-1
Team						0			0		0		1				
Totals			35-68	12-25	13-16	11	26	37	21	13	95	19	13	9	8	2	19

Technical Fouls: Edwards 2nd 6:20

NO.	Name	Min	FG			Rebounds			Fouls		TP	AS	TO	Blocks		+/-	
			M/A	3P/A	FT/A	OR	DR	PF	FD	BS				BA			
0	Mike James	F 33:42	2-11	1-4	7-8	1	5	6	4	4	12	2	1	2	0	0	-21
5	Brandon Huntley-Hatfield	F 33:39	8-														

BOX SCORES

GAME 13

#6/6 KENTUCKY 87, FLORIDA 85



Official Basketball Box Score - Final
Kentucky at Florida
 01/06/24 Exactech Arena at Stephen C. O'Connell Center, Gainesville
 2023-24 Men's Basketball

Game Time: 12:30 PM
 Game Duration: 2:16
 Attendance: 10,106

Officials: Terry Oglesby, Olatund Poolo, Vladimir Voyard-Tadai

NO.	Name	Min	FG		3P		FT		Rebounds		Fouls		TP	AS	TO	ST	Blocks		+/-
			M-A	M-A	M-A	M-A	OR	DR	OR	DR	PF	FD					BS	BA	
2	Aaron Bradshaw	25:05	3-7	1-2	3-6	2	5	7	1	3	10	0	0	2	1	1	-1		
4	Tre Mitchell	34:57	5-12	0-2	2-3	1	9	10	3	5	12	0	1	2	0	0	2		
1	Justin Edwards	18:27	3-6	0-0	0-0	0	2	2	3	2	6	0	0	1	0	0	11		
12	Antonio Reeves	27:06	8-16	2-7	1-2	1	1	2	2	19	0	2	0	1	1	17			
21	D.J. Wagner	36:02	6-10	1-2	1-1	0	3	3	1	2	14	3	1	1	0	0	1		
0	Rob Dillingham	17:38	2-7	0-4	2-2	0	1	1	1	6	1	4	0	0	0	-21			
15	Reed Sheppard	24:27	2-4	1-3	9-11	0	5	5	3	6	14	2	1	0	0	0	5		
33	Ugonna Oryenso	14:57	2-6	0-0	2-3	1	4	5	2	2	6	0	0	0	0	1	4		
23	Jordan Burks	01:21	0-0	0-0	0-0	0	0	0	0	1	0	0	0	0	0	0	-8		
Team										3	2	5							
Totals		31:68	5-20	20-28	8	32	40	17	23	87	6	9	6	2	3	2			

Shooting By Period	
1 st FG%	15-32 46.9%
3PT%	1-10 10.0%
FT%	6-8 75%
2 nd FG%	16-36 44.4%
3PT%	4-10 40.0%
FT%	14-20 70%
GM FG%	31-68 45.6%
3PT%	5-20 25.0%
FT%	20-28 71.4%

Dead Ball Rebounds: 5, 1

Record: 11-2 (1-0)

Technical Fouls: NONE

NO.	Name	Min	FG		3P		FT		Rebounds		Fouls		TP	AS	TO	ST	Blocks		+/-
			M-A	M-A	M-A	M-A	OR	DR	OR	DR	PF	FD					BS	BA	
4	Tyrese Samuel	27:31	1-6	0-1	1-3	1	6	7	1	2	3	2	1	2	0	0	-11		
3	Micah Handlogten	16:40	3-4	0-0	0-2	6	6	12	3	1	6	0	3	0	2	0	-3		
0	Zyon Pullin	34:16	9-15	2-4	3-4	0	3	3	2	3	23	3	1	1	0	0	5		
1	Walter Clayton Jr.	34:16	7-17	3-11	6-7	0	4	4	2	4	23	3	0	1	0	-4			
5	Will Richard	22:16	0-8	0-7	2-2	0	1	1	0	2	2	0	1	1	1	-13			
2	Riley Kugel	22:49	5-10	2-4	3-6	2	2	4	5	3	15	0	3	2	0	0	11		
21	Alex Condon	22:35	3-6	1-2	3-5	0	4	4	4	2	10	2	1	0	0	1	5		
10	Thomas Haugh	12:48	0-1	0-1	0-0	1	3	4	4	0	0	0	0	1	0	0	-1		
11	Denzel Aberdeen	06:48	1-1	1-1	0-0	0	1	1	2	0	3	1	1	0	0	0	-1		
Team										1	2	3							
Totals		29:68	9-31	18-29	11	32	43	23	17	85	11	11	8	3	2	-2			

Shooting By Period	
1 st FG%	17-38 44.7%
3PT%	9-20 40.0%
FT%	3-8 37.5%
2 nd FG%	12-30 40.0%
3PT%	1-11 9.1%
FT%	15-21 71.4%
GM FG%	29-68 42.6%
3PT%	9-31 29.0%
FT%	18-29 62.1%

Dead Ball Rebounds: 6, 0

Biggest lead	UK		UF	
	5 (2 nd 0:35)	11 (1 st 2:10)		
Best Scoring Run	7 (2 nd 15:22)		9 (2 nd 12:11)	
Lead Changes	4			
Times Tied	7			
Time with Lead	05:25	28:35		

Points from	UK		UF	
	Turnovers	15	6	
Paint	40		36	
Second Chance	13		16	
Fast Breaks	19		12	
Bench	26		28	

Period by Period Scoring	UK			UF		
	1st	2nd	TOT	1st	2nd	TOT
UK	37	50	87			
UF	45	40	85			

GAME 14

#6/6 KENTUCKY 90, MISSOURI 70



Official Basketball Box Score - Final
Missouri at Kentucky
 01/09/24 Rupp Arena, Lexington
 2023-24 Men's Basketball

Game Time: 7:00 PM
 Game Duration: 2:18
 Attendance: 20,086

Officials: Joe Lindsay, Byron Jarrett, Jeb Hartness

Record: 8-7 (0-2)

Technical Fouls: NONE

NO.	Name	Min	FG		3P		FT		Rebounds		Fouls		TP	AS	TO	ST	Blocks		+/-
			M-A	M-A	M-A	M-A	OR	DR	OR	DR	PF	FD					BS	BA	
23	Aidan Shaw	15:44	1-3	0-1	0-0	1	1	2	1	0	2	0	0	0	0	0	2	1	-17
35	Noah Carter	29:52	6-12	3-7	5-7	0	3	3	2	5	20	0	1	2	0	1	-4		
2	Tamar Bates	28:33	6-12	2-6	4-4	2	1	3	3	18	3	4	0	1	0	-8			
10	Nick Honor	34:09	2-10	2-8	2-2	0	0	0	3	3	8	2	2	1	0	0	-18		
55	Sean East II	32:20	7-12	1-2	4-5	0	4	4	3	3	19	4	1	2	0	0	-7		
4	Curt Lewis	06:10	0-4	0-3	0-0	0	2	2	2	0	0	0	0	0	0	0	-6		
13	Jesus Carralero Martin	18:58	2-4	0-0	0-0	0	2	2	4	0	4	4	1	0	1	0	-9		
75	Connor Vanover	13:48	2-4	0-1	0-0	1	3	4	1	1	4	1	0	1	2	0	-8		
45	Mabor Majak	08:01	0-0	0-0	0-2	0	1	1	1	1	0	0	1	0	0	0	4		
5	John Tonje	11:47	0-0	0-0	2-2	0	2	2	2	1	2	0	1	0	0	0	8		
12	Jackson Francois	00:41	0-0	0-0	0-0	0	0	0	0	0	0	0	0	0	0	0	0		
Team										2	2	4							
Totals		26:61	8-28	17-22	6	21	27	22	17	77	14	11	6	3	3	-13			

Shooting By Period	
1 st FG%	17-31 54.8%
3PT%	6-13 46.2%
FT%	2-6 33.3%
2 nd FG%	9-30 30.0%
3PT%	2-15 13.3%
FT%	15-16 93.8%
GM FG%	26-61 42.6%
3PT%	8-28 28.6%
FT%	17-22 77.3%

Dead Ball Rebounds: 1, 0

Record: 12-2 (2-0)

Technical Fouls: NONE

NO.	Name	Min	FG		3P		FT		Rebounds		Fouls		TP	AS	TO	ST	Blocks		+/-
			M-A	M-A	M-A	M-A	OR	DR	OR	DR	PF	FD					BS	BA	
2	Aaron Bradshaw	30:05	5-9	0-1	0-0	0	6	6	3	1	10	1	1	0	0	0	9		
4	Tre Mitchell	39:38	6-11	2-6	6-6	2	12	14	2	4	20	3	2	0	2	0	13		
12	Antonio Reeves	29:18	3-9	0-5	8-8	0	6	6	3	6	14	1	1	1	0	0	9		
21	D.J. Wagner	29:56	5-8	1-2	5-7	0	1	1	0	3	16	3	3	0	2	9			
0	Rob Dillingham	18:55	6-7	3-3	8-10	0	2	2	4	5	23	2	3	2	0	0	9		
15	Reed Sheppard	23:04	1-4	1-3	0-0	0	0	0	2	1	3	4	0	2	2	5			
33	Ugonna Oryenso	08:30	0-1	0-0	0-0	1	2	3	0	0	0	0	1	0	1	1	7		
23	Jordan Burks	00:22	0-0	0-0	0-0	0	0	0	0	0	0	0	0	0	0	0	0		
Team										5	3	8							
Totals		28:56	7-23	27-32	9	33	42	17	22	90	14	13	6	3	6	13			

Shooting By Period	
1 st FG%	15-32 46.9%
3PT%	5-15 33.3%
FT%	12-13 92.3%
2 nd FG%	13-24 54.2%
3PT%	2-8 25.0%
FT%	15-19 78.9%
GM FG%	28-56 50.0%
3PT%	7-23 30.4%
FT%	27-32 84.4%

Dead Ball Rebounds: 3, 0

Biggest lead	MIZ		UKY	
	2 (1 st 18:31)	15 (2 nd 0:51)		
Best Scoring Run	10 (1 st 7:05)		7 (1 st 15:00)	
Lead Changes	2			
Times Tied	4			
Time with Lead	00:57	37:42		

Points from	MIZ		UKY	
	Turnovers	4	16	
Paint	24		28	
Second Chance	6		9	
Fast Breaks	15		15	
Bench	10		26	

Period by Period Scoring	MIZ			UKY		
	1st	2nd	TOT	1st	2nd	TOT
MIZ	42	35	77			
UKY	47	43	90			

GAME 15

KENTUCKY AT TEXAS A&M

GAME 16

MISSISSIPPI STATE AT KENTUCKY



2023-24 Kentucky Men's Basketball Combined Team Statistics All games

Game Records

Record	Overall	Home	Away	Neutral
ALL GAMES	12-2	8-1	2-0	2-1
CONFERENCE	2-0	1-0	1-0	0-0
NON-CONFERENCE	10-2	7-1	1-0	2-1

Score by Periods

Team	1st	2nd	OT	TOT
Kentucky	627	624	19	1270
Opponents	511	521	11	1043

Team Box Score

No.	Player	Total					3-Point		F-Throw		Rebounds				Other							
		GP-GS	MIN	AVG	FG-FGA	FG%	3FG-3FGA	3FG%	FT-FTA	FT%	OFF	DEF	TOT	AVG	PF	DQ	A	TO	BLK	STL	PTS	AVG
12	REEVES, Antonio	14-14	422:14	30.2	92-180	.511	36-86	.419	41-48	.854	14	46	60	4.3	22	1	20	15	3	8	261	18.6
0	DILLINGHAM, Rob	14-1	312:58	22.4	71-148	.480	24-54	.444	35-45	.778	4	45	49	3.5	35	1	57	26	1	21	201	14.4
4	MITCHELL, Tre	14-14	477:56	34.1	67-127	.528	18-50	.360	33-46	.717	21	88	109	7.8	34	0	45	18	18	15	185	13.2
21	WAGNER, D.J.	13-13	360:30	27.7	61-138	.442	14-43	.326	25-34	.735	3	24	27	2.1	14	0	45	19	5	13	161	12.4
15	SHEPPARD, Reed	14-1	363:51	26.0	55-98	.561	30-56	.536	27-31	.871	3	58	61	4.4	20	0	58	20	11	35	167	11.9
1	EDWARDS, Justin	14-14	332:13	23.7	52-113	.460	9-38	.237	15-22	.682	23	36	59	4.2	32	0	12	14	5	14	128	9.1
2	BRADSHAW, Aaron	7-5	152:54	21.8	22-41	.537	3-6	.500	9-17	.529	14	20	34	4.9	18	0	1	4	7	5	56	8.0
3	THIERO, Adou	10-8	229:37	23.0	27-51	.529	3-10	.300	19-25	.760	16	40	56	5.6	20	0	8	9	11	7	76	7.6
33	ONYENSO, Ugonna	5-0	50:47	10.2	4-10	.400	0-0	.000	3-7	.429	3	10	13	2.6	5	0	1	1	9	0	11	2.2
23	BURKS, Jordan	12-0	103:01	8.6	9-15	.600	1-3	.333	2-5	.400	8	15	23	1.9	17	0	4	3	4	2	21	1.8
20	HART, Joey	5-0	07:02	1.4	1-2	.500	1-1	1.000	0-0	.000	0	0	0	0.0	0	0	0	1	0	0	3	0.6
14	CANADA, Brennan	4-0	03:15	0.8	0-0	.000	0-0	.000	0-0	.000	0	1	1	0.3	0	0	1	0	0	0	0	0.0
22	HORN, Walker	4-0	03:15	0.8	0-0	.000	0-0	.000	0-0	.000	0	0	0	0.0	0	0	0	0	0	0	0	0.0
25	WATKINS, Kareem	4-0	03:15	0.8	0-1	.000	0-1	.000	0-0	.000	0	0	0	0.0	0	0	1	0	0	0	0	0.0
13	DARBYSHIRE, Grant	3-0	02:13	0.7	0-0	.000	0-0	.000	0-0	.000	0	0	0	0.0	0	0	0	0	0	0	0	0.0
Team											27	22	49				5					
Total		14	2825		461-924	.499	139-348	.399	209-280	.746	136	405	541	38.6	217	2	253	135	74	120	1270	90.7
Opponents		14	2825		367-884	.415	118-383	.308	191-276	.692	148	360	508	36.3	243	4	195	192	42	79	1043	74.5

Team Statistics

	UK	OPP
Scoring	1270	1043
Points per game	90.7	74.5
Scoring margin	+16.2	-
Field goals-att	461-924	367-884
Field goal pct	.499	.415
3 point fg-att	139-348	118-383
3-point FG pct	.399	.308
3-pt FG made per game	9.9	8.4
Free throws-att	209-280	191-276
Free throw pct	.746	.692
F-Throws made per game	14.9	13.6
Rebounds	541	508
Rebounds per game	38.6	36.3
Rebounding margin	+2.4	-
Assists	253	195
Assists per game	18.1	13.9
Turnovers	135	192
Turnovers per game	9.6	13.7
Turnover margin	+4.1	-
Assist/turnover ratio	1.9	1.0
Steals	120	79
Steals per game	8.6	5.6
Blocks	74	42
Blocks per game	5.3	3.0
Winning streak	6	-
Home win streak	2	-
Attendance	176824	27399
Home games-Avg/Game	9-19647	2-13700
Neutral site-Avg/Game	-	3-14948

Team Results

Date	Opponent		Score	Att.
11/06/2023	New Mexico St.	W	86-46	18438
11/10/2023	Tex. A&M-Commerce	W	81-61	19646
11/14/2023	vs Kansas	L	84-89	18780
11/17/2023	Stonehill	W	101-67	18960
11/20/2023	Saint Joseph's	Wot	96-88	18680
11/24/2023	Marshall	W	118-82	20246
11/28/2023	Miami (FL)	W	95-73	20119
12/02/2023	UNCW	L	73-80	19990
12/09/2023	vs Penn	W	81-66	9007
12/16/2023	vs North Carolina	W	87-83	17058
12/21/2023	at Louisville	W	95-76	17293
12/29/2023	Illinois St.	W	96-70	20659
01/06/2024	at Florida	W	87-85	10106
01/09/2024	Missouri	W	90-77	20086



2023-24 Kentucky Men's Basketball Combined Team Statistics Specific games

Game Records

Record	Overall	Home	Away	Neutral
ALL GAMES	5-0	2-0	2-0	1-0
CONFERENCE	2-0	1-0	1-0	0-0
NON-CONFERENCE	3-0	1-0	1-0	1-0

Score by Periods

Team	1st	2nd	OT	TOT
Kentucky	222	233	0	455
Opponents	188	203	0	391

Team Box Score

No.	Player	Total					3-Point		F-Throw		Rebounds				Other Stats							
		GP-GS	MIN	AVG	FG-FGA	FG%	3FG-3FGA	3FG%	FT-FTA	FT%	OFF	DEF	TOT	AVG	PF	DQ	A	TO	BLK	STL	PTS	AVG
12	REEVES, Antonio	5-5	143:56	28.8	33-65	.508	11-28	.393	22-24	.917	4	15	19	3.8	9	0	6	5	2	4	99	19.8
0	DILLINGHAM, Rob	5-0	104:56	21.0	24-49	.490	5-17	.294	21-26	.808	1	10	11	2.2	15	0	13	10	1	7	74	14.8
4	MITCHELL, Tre	5-5	166:31	33.3	23-45	.511	8-21	.381	12-15	.800	8	44	52	10.4	12	0	10	7	6	4	66	13.2
21	WAGNER, D.J.	5-5	148:25	29.7	24-48	.500	6-13	.462	6-9	.667	2	11	13	2.6	5	0	15	8	0	2	60	12.0
15	SHEPPARD, Reed	5-0	123:50	24.8	14-31	.452	7-17	.412	15-18	.833	1	19	20	4.0	8	0	24	8	3	8	50	10.0
1	EDWARDS, Justin	5-5	96:16	19.3	18-40	.450	2-11	.182	2-3	.667	9	12	21	4.2	12	0	4	5	0	6	40	8.0
2	BRADSHAW, Aaron	5-5	111:16	22.3	14-28	.500	2-4	.500	6-11	.545	9	12	21	4.2	15	0	1	4	3	4	36	7.2
3	THIERO, Adou	2-0	30:29	15.2	4-8	.500	2-4	.500	4-4	1.000	1	4	5	2.5	4	0	2	2	5	0	14	7.0
33	ONYENSO, Ugonna	5-0	50:47	10.2	4-10	.400	0-0	.000	3-7	.429	3	10	13	2.6	5	0	1	1	9	0	11	2.2
23	BURKS, Jordan	4-0	15:45	3.9	2-2	1.000	0-0	.000	1-2	.500	0	1	1	0.3	5	0	1	0	2	0	5	1.3
14	CANADA, Brennan	2-0	01:37	0.8	0-0	.000	0-0	.000	0-0	.000	0	0	0	0.0	0	0	0	0	0	0	0	0.0
22	HORN, Walker	2-0	01:37	0.8	0-0	.000	0-0	.000	0-0	.000	0	0	0	0.0	0	0	0	0	0	0	0	0.0
25	WATKINS, Kareem	2-0	01:37	0.8	0-1	.000	0-1	.000	0-0	.000	0	0	0	0.0	0	0	0	0	0	0	0	0.0
20	HART, Joey	2-0	01:37	0.8	0-0	.000	0-0	.000	0-0	.000	0	0	0	0.0	0	0	0	1	0	0	0	0.0
13	DARBYSHIRE, Grant	2-0	01:21	0.7	0-0	.000	0-0	.000	0-0	.000	0	0	0	0.0	0	0	0	0	0	0	0	0.0
Team											15	10	25				4					
Total		5	1000		160-327	.489	43-116	.371	92-119	.773	53	148	201	40.2	90	0	77	55	31	35	455	91.0
Opponents		5	1000		133-324	.410	37-135	.274	88-127	.693	59	123	182	36.4	99	1	64	60	18	30	391	78.2

Team Statistics

	UK	OPP
Scoring	455	391
Points per game	91.0	78.2
Scoring margin	+12.8	-
Field goals-att	160-327	133-324
Field goal pct	.489	.410
3 point fg-att	43-116	37-135
3-point FG pct	.371	.274
3-pt FG made per game	8.6	7.4
Free throws-att	92-119	88-127
Free throw pct	.773	.693
F-Throws made per game	18.4	17.6
Rebounds	201	182
Rebounds per game	40.2	36.4
Rebounding margin	+3.8	-
Assists	77	64
Assists per game	15.4	12.8
Turnovers	55	60
Turnovers per game	11.0	12.0
Turnover margin	+1.0	-
Assist/turnover ratio	1.4	1.1
Steals	35	30
Steals per game	7.0	6.0
Blocks	31	18
Blocks per game	6.2	3.6
Winning streak	5	-
Home win streak	2	-
Attendance	40745	27399
Home games-Avg/Game	2-20373	2-13700
Neutral site-Avg/Game	-	1-17058

Team Results

Date	Opponent	W/L	Score	Att.
12/16/2023	vs North Carolina	W	87-83	17058
12/21/2023	at Louisville	W	95-76	17293
12/29/2023	Illinois St.	W	96-70	20659
01/06/2024	at Florida	W	87-85	10106
01/09/2024	Missouri	W	90-77	20086



2023-24 Kentucky Men's Basketball Combined Team Statistics In Conference games

Game Records

Record	Overall	Home	Away	Neutral
ALL GAMES	2-0	1-0	1-0	0-0
CONFERENCE	2-0	1-0	1-0	0-0
NON-CONFERENCE	0-0	0-0	0-0	0-0

Score by Periods

Team	1st	2nd	OT	TOT
Kentucky	84	93	0	177
Opponents	87	75	0	162

Team Box Score

No.	Player	Total			3-Point		F-Throw		Rebounds				Other Stats									
		GP-GS	MIN	AVG	FG-FGA	FG%	3FG-3FGA	3FG%	FT-FTA	FT%	OFF	DEF	TOT	AVG	PF	DQ	A	TO	BLK	STL	PTS	AVG
12	REEVES, Antonio	2-2	56:24	28.2	11-25	.440	2-12	.167	9-10	.900	1	7	8	4.0	5	0	1	3	1	1	33	16.5
4	MITCHELL, Tre	2-2	74:35	37.3	11-23	.478	2-8	.250	8-9	.889	3	21	24	12.0	5	0	3	3	2	2	32	16.0
21	WAGNER, D.J.	2-2	65:58	33.0	11-18	.611	2-4	.500	6-8	.750	0	4	4	2.0	1	0	6	4	0	1	30	15.0
0	DILLINGHAM, Rob	2-0	36:33	18.3	8-14	.571	3-7	.429	10-12	.833	0	3	3	1.5	5	0	3	7	0	2	29	14.5
2	BRADSHAW, Aaron	2-2	55:10	27.6	8-16	.500	1-3	.333	3-6	.500	2	11	13	6.5	4	0	1	1	1	2	20	10.0
15	SHEPPARD, Reed	2-0	47:31	23.8	3-8	.375	2-6	.333	9-11	.818	0	5	5	2.5	5	0	6	1	0	2	17	8.5
1	EDWARDS, Justin	2-2	38:39	19.3	5-13	.385	0-3	.000	0-1	.000	1	3	4	2.0	6	0	0	1	0	2	10	5.0
33	ONYENSO, Ugonna	2-0	23:27	11.7	2-7	.286	0-0	.000	2-3	.667	2	6	8	4.0	2	0	0	1	1	0	6	3.0
23	BURKS, Jordan	2-0	01:43	0.9	0-0	.000	0-0	.000	0-0	.000	0	0	0	0.0	1	0	0	0	0	0	0	0.0
Team											8	5	13					1				
Total		2	400		59-124	.476	12-43	.279	47-60	.783	17	65	82	41.0	34	0	20	22	5	12	177	88.5
Opponents		2	400		55-129	.426	17-59	.288	35-51	.686	17	53	70	35.0	45	1	25	22	9	14	162	81.0

Team Statistics

	UK	OPP
Scoring	177	162
Points per game	88.5	81.0
Scoring margin	+7.5	-
Field goals-att	59-124	55-129
Field goal pct	.476	.426
3 point fg-att	12-43	17-59
3-point FG pct	.279	.288
3-pt FG made per game	6.0	8.5
Free throws-att	47-60	35-51
Free throw pct	.783	.686
F-Throws made per game	23.5	17.5
Rebounds	82	70
Rebounds per game	41.0	35.0
Rebounding margin	+6.0	-
Assists	20	25
Assists per game	10.0	12.5
Turnovers	22	22
Turnovers per game	11.0	11.0
Turnover margin	0.0	-
Assist/turnover ratio	0.9	1.1
Steals	12	14
Steals per game	6.0	7.0
Blocks	5	9
Blocks per game	2.5	4.5
Winning streak	2	-
Home win streak	1	-
Attendance	20086	10106
Home games-Avg/Game	1-20086	1-10106
Neutral site-Avg/Game	-	0-0

Team Results

Date	Opponent		Score	Att.
01/06/2024	at Florida	W	87-85	10106
01/09/2024	Missouri	W	90-77	20086

THE STAT CREW SYSTEM
Kentucky Team Game-by-Game Comparison (as of Jan 09, 2024)
All games

Opponent	1st	2nd	Score	Mar	Total FG	FG Pct	3-Pointers	3FG Pct	Free Throws	FT Pct	Rebounds	Assist	T/Over	Block	Steal	Fouls
NEW MEXICO ST.	37/29	49/17	86-46	+40	32-65/18-56	.492/.321	9-29/5-23	.310/.217	13-19/5-5	.684/1000	43/33 +10	17/10	6/18	3/2	13/2	11/16
TEX. A&M-COMMERCE	38/30	43/31	81-61	+20	32-67/23-56	.478/.411	8-23/10-27	.348/.370	9-10/5-11	.900/.455	36/33 +3	12/12	3/14	3/2	8/1	10/12
Kansas	48/41	36/48	84-89	(5)	25-76/28-59	.329/.475	12-38/6-18	.316/.333	22-30/27-36	.733/.750	42/45 (3)	14/22	8/14	3/4	9/7	22/23
STONEHILL	58/37	43/30	101-67	+34	39-61/24-64	.639/.375	17-32/11-39	.531/.282	6-8/8-12	.750/.667	36/29 +7	26/14	14/14	6/3	8/9	8/8
SAINT JOSEPH'S	41/38	36/39	96-88	+8	33-64/32-75	.516/.427	12-25/15-37	.480/.405	18-27/9-12	.667/.750	37/42 (5)	24/20	9/14	8/3	12/5	10/21
MARSHALL	69/41	49/41	118-82	+36	45-74/29-69	.608/.420	16-27/9-26	.593/.346	12-15/15-23	.800/.652	37/38 (1)	27/18	9/16	6/5	11/6	16/13
MIAMI (FL)	42/37	53/36	95-73	+22	37-62/26-59	.597/.441	9-21/5-19	.429/.263	12-17/16-21	.706/.762	29/35 (6)	26/8	8/15	5/1	9/5	18/15
UNCW	33/41	40/39	73-80	(7)	24-59/28-65	.407/.431	5-17/11-31	.294/.355	20-25/13-20	.800/.650	39/40 (1)	14/8	13/12	4/0	6/6	19/21
Penn	39/29	42/37	81-66	+15	34-69/26-57	.493/.456	8-20/9-28	.400/.321	5-10/5-9	.500/.556	41/31 +10	16/18	10/15	5/4	9/8	13/15
North Carolina	40/38	47/45	87-83	+4	30-72/27-57	.417/.474	8-23/8-24	.348/.333	19-26/21-27	.731/.778	42/32 +10	15/12	14/17	9/5	7/7	19/22
Louisville	53/33	42/43	95-76	+19	35-68/25-59	.515/.424	12-25/4-17	.480/.235	13-16/22-31	.813/.710	37/35 +2	19/14	13/13	8/2	9/6	21/14
ILLINOIS ST.	45/30	51/40	96-70	+26	36-63/26-79	.571/.329	11-25/8-35	.440/.229	13-17/10-18	.765/.556	40/45 (5)	23/13	6/8	9/2	7/3	16/18
Florida	37/45	50/40	87-85	+2	31-68/29-68	.456/.426	5-20/9-31	.250/.290	20-28/18-29	.714/.621	40/43 (3)	6/11	9/11	2/3	6/8	17/23
MISSOURI	47/42	43/35	90-77	+13	28-56/26-61	.500/.426	7-23/8-28	.304/.286	27-32/17-22	.844/.773	42/27 +15	14/14	13/11	3/6	6/6	17/22

Note: Game totals are displayed in the format TEAM/OPPONENT for each category