



# RAZORBACKS®

## 2023-24 Women's Basketball Game Notes

Kylie Magar | Assistant Director, Communications  
E: kmagar@uark.edu | ArkansasRazorbacks.com

### 2023-24 SCHEDULE

Date	Opponent	Time	TV/RESULT
Nov. 7	ULM	7 PM	W, 81-76
Nov. 10	Murray State	10:30 AM	W, 82-79
Nov. 14	Little Rock	7 PM	W, 77-36
Nov. 17	at Arkansas State	7 PM	W, 82-67
Nov. 20	Central Arkansas	7 PM	W, 81-66
Nov. 24	Wisconsin\$	1 PM	W, 65-62
Nov. 25	Marquette\$	4 PM	L, 74-58
Nov. 30	at No. 15 Florida State~	6 PM	W, 71-58
Dec. 3	No. 2 UCLA	2 PM	L, 81-66
Dec. 7	Louisiana Tech	7 PM	W, 100-60
Dec. 10	UAPB	1 PM	L, 74-70
Dec. 16	Samford!	12:30 PM	W, 68-54
Dec. 20	Illinois#	10 AM	W, 60-59
Dec. 21	UIC#	10 AM	W, 66-58
Dec. 31	Incarinate Word	1 PM	W, 67-48
Jan. 4	at Kentucky*	6 PM	SECN+
Jan. 7	Georgia*	1 PM	SECN
Jan. 11	Mississippi State*	8 PM	SECN
Jan. 14	at Alabama*	2 PM	SECN
Jan. 21	at LSU*	4 PM	ESPN
Jan. 25	Kentucky*	7 PM	SECN+
Jan. 28	at Missouri*	2 PM	SECN+
Feb. 1	Alabama*	8 PM	SECN
Feb. 4	Auburn*	5 PM	SECN
Feb. 8	at Florida*	5 PM	SECN+
Feb. 12	at Tennessee*	6 PM	SECN
Feb. 18	Missouri*	3 PM	SECN
Feb. 22	at Texas A&M*	7 PM	SECN+
Feb. 25	Vanderbilt*	2 PM	SECN+
Feb. 29	South Carolina*	8 PM	SECN
March 3	at Ole Miss*	3 PM	SECN

March 6-9 SEC Tournament (Greenville, S.C.)

\*-SEC Contest

\$ - Elevance Health Women's Fort Myers Tip-Off (Fort Myers, Fla.)

~ - SEC/ACC Challenge (Tallahassee, Fla.)

! - Played in Simmons Bank Arena (North Little Rock, Ark.)

# - West Palm Beach Classic (West Palm Beach, Fla.)

All Times CT

### 16 ARKANSAS AT KENTUCKY | RUPP ARENA | THURSDAY, JAN. 4 AT 6 PM CT | SECN+

Arkansas  
Razorbacks



Kentucky  
Wildcats

Record ..... 12-3  
 Conference Record..... N/A  
 AP Poll ..... N/A  
 USA Today Coaches Poll..... N/A  
 Head Coach ..... Mike Neighbors  
 HC Record at UofA (Yrs)..... 132-80 (seventh season)  
 HC Career Record (Yrs)..... 230-121 (11th season)  
 Neighbors' Record vs. UK..... 3-5

Record ..... 7-7  
 Conference Record..... N/A  
 AP Poll ..... N/A  
 USA Today Coaches Poll..... N/A  
 Head Coach ..... Kyra Elzy  
 HC Record at UK (Yrs)..... 56-47 (fourth season)  
 HC Career Record (Yrs)..... Same  
 Elzy's Record vs. UofA ..... 0-1

### Last Starting Five



**#43 MAKAYLA DANIELS**  
 Gr. | G | 5-8 | Frederick, Md.  
 PPG RPG APG MPG  
 10.4 4.3 2.8 32.3



**#2 SAMARA SPENCER**  
 Jr. | G | 5-7 | Fort Lauderdale, Fla.  
 PPG RPG APG MPG  
 11.9 3.9 3.1 31.8



**#0 TALIAH SCOTT**  
 Fr. | G | 5-9 | Orange Park, Fla.  
 PPG RPG APG MPG  
 23.0 3.5 1.5 36.1



**#4 SAYLOR POFFENBARGER**  
 R-So. | G | 6-2 | Middletown, Md.  
 PPG RPG APG MPG  
 10.5 12.7 1.7 31.2



**#30 MARYAM DAUDA**  
 R-So. | F | 6-2 | Bentonville, Ark.  
 PPG RPG APG MPG  
 8.3 6.3 0.9 27.4

### SNAPSHOT:

- Coming off eight points, five rebounds & three steals vs. UIW
- No. 7 on all-time scoring list (1,619) and moved up to No. 5 in career steals (221) at Arkansas
- Third in minutes/gm & 11th in steals/gm (1.9) in SEC, most career assists among active players (356)
- SEC Preseason Second Team selection

### SNAPSHOT:

- Registered nine points, three rebounds, two assists and two steals vs. UIW
- Had game-winning assist vs. Illinois
- Surpassed 1,000 points at #15 Florida State, becoming 33rd member of 1K club at Arkansas
- In SEC, fifth in minutes/gm (31.8) & 13th in FT% (.714)

### SNAPSHOT:

- Coming off 24 points, three rebounds and four assists vs. UIW
- 5X SEC Freshman of the Week, match school record
- Leads SEC in scoring, FT makes, & FG attempts, & second in total points & third in FT makes in NCAA
- McDonald's All-American and No. 11 recruit in class

### SNAPSHOT:

- Coming off nine points & 19 rebounds vs. UIW
- Logged four games w/19+ rebounds this season
- Broke school record for individual game rebounds with 23 at #15 FSU, with 22 being the previous record since 1988
- Leads SEC in defensive rebounds (10.4) & rebounds/game, which are both second in the NCAA

### SNAPSHOT:

- Coming off 13 points, five rebounds & career-high four blocks vs. UIW, including 11 points in the 3Q
- Had game-winning layup vs. Illinois
- No. 4 in blocks/game (1.9) in the SEC, with her 29 total blocks ranked No. 18 in the NCAA
- Last year was her first off an ACL injury

### FOLLOW, WATCH & LISTEN



@RAZORBACKWBB

TV: SECN+


On the Call: Jeff Picoro and Christi Tomas

Razorback Sports Network from Learfield (Radio)

Phil Elson - <http://143.223.155.160/audio>

Yayetteville - KQSM-FM-92.1 /// KYNG-AM - 1590\*

Fort Smith - KFPW-AM-1230 /// KHGG-AM-1580



## 2023-24 NOTES

### NEIGHBORHOOD WATCH

■ The Arkansas women's basketball team ended the non-conference slate on a four-game winning streak to round out the first 15 games, 12-3

■ Arkansas defeated Incarnate Word, 67-48, which helped head coach **Mike Neighbors** achieve 132 wins at Arkansas, which is tied with **Tom Collen** for the third most by a head women's basketball coach on The Hill

■ With 12 non-conference wins, the Hogs achieved 10+ victories in the non-conference for the second straight season, third under head coach **Mike Neighbors**, as well as 10th time in school history. The Hogs played all 15 non-conference games schools were allowed to play, being one of three in the SEC to schedule the full 15

■ Arkansas is now geared up for the SEC season, as the Hogs will open things up at Kentucky on Thursday. The Hogs will have the opportunity to play at Rupp Arena, as Memorial Coliseum is under a one-year renovation

■ Kentucky is one of the Hogs' three home-and-away opponents this season. Arkansas will host the Wildcats at Bud Walton Arena later this month. The Hogs' other two home-and-away opponents are Alabama and Missouri

■ In SEC opening games, Arkansas is 5-27, as well as 1-17 in road league openers. Its' only win on the road in an SEC opener was at Mississippi State (W, 66-45) on Jan. 5, 2006

■ The Hogs are 15-26 in the all-time series against the Wildcats, coming off beating Kentucky on the road last season (W, 71-50) for the first time since 2003

■ **Taliah Scott** leads the Hogs in scoring with 23.0 points per game and is the only player in the SEC to average 20.0+ points per game. She is second in the NCAA in total points with 345, just trailing **Caitlin Clark**, as well as third in free throw makes (74), field goal attempts (272) and 3-point attempts (124), fourth in free throw attempts (90) and field goal makes (116) and eighth in points per game

■ **Saylor Poffenbarger's** presence on the glass has been huge for the Hogs, as she leads the team and the league in rebounds/game (12.7) and defensive rebounds/game (10.4). She is second in the NCAA in both categories and has pulled down 191 boards in just 15 games

■ **Poffenbarger** broke the school record for individual game rebounds with 23 against Florida State. Those 23 boards is the most pulled down by an NCAA DI men's or women's player this season and she has had four games with 19+ boards this year, which is the only time an Arkansas player has had that many 19+ rebound games in their career

■ **Samara Spencer** leads the team with 46 assists. Her 296 career assists is No. 15 on the career list

■ A huge factor in the Hogs' success this season has been **Maryam Dauda**, who paces the team with 29 blocks

■ **Makayla Daniels** is the highest scoring point guard in school history with 1,619 points, which is the seventh most in school history, while holding a program's most starts (137) and most games played (137). **Daniels** was selected on the All-SEC Preseason Second Team, as chosen by the league's coaches

■ Arkansas is one of two schools in the SEC to have finished in the top 50 in NET/RPI rankings in the past four years (South Carolina the other), and one of three in the SEC to qualify for the past five consecutive postseason tournaments (SC and Tennessee the others, including 2020 when the tournament was cancelled due to COVID-19)

■ Coach **Neighbors** returns three starters from the 2022-23 team, seven total returners, while bringing in the No. 17 ranked recruiting class, according to ESPN

■ **Scott** comes to Fayetteville as a five-star prospect, No. 11 in the country, logging 36.2 points, 9.2 rebounds, 4.8 assists and 3.0 steals per game during her senior year of high school. Fellow freshman **Jenna Lawrence** was a four-star recruit, No. 61 recruit in the country, out of Farmington High School down the road, who won the 2023 4A Girls State Championship.

**Maryn Archer** was a January enrollee and three-star player out of Kansas, while JUCO transfer **Carly Keats** and Spanish National Team member **Cristina Sanchez Cerqueira** make up one of the most talented recruiting classes Arkansas has seen

### SCOUTING KENTUCKY ABOUT THE WILDCATS

■ Kentucky finished the non-conference slate 7-7, having played six Power 5 schools with a notable win over Boston College (W, 83-81)

■ In the SEC Preseason Polls, the Wildcats were picked to finish 13th in the media poll and 14th in the coaches poll. Last season, UK was 12-19 with a 2-14 mark in the SEC. Getting hot at the right time, the No. 14 seed Wildcats became the lowest seed to make the SEC Tournament Quarterfinals, beating Florida (W, 72-57) and Alabama (W, 71-58)

■ **Ajae Petty** leads the Wildcats, averaging a near double-double with 15.9 points and 9.9 rebounds per game along with a team-high 14 blocks

■ **Maddie Scherr** is averaging 15.8 points per game and leads the team with 18 steals

■ **Brooklynn Miles** has a team's most 49 assists

### ABOUT THE HEAD COACH

■ **Kyra Elzy** is in her fourth season at the helm of the Wildcats, 12th overall, as she spent the prior eight seasons as an assistant coach and associate head coach (2008-12, 2016-20) at Kentucky

■ **Elzy** led the Wildcats to its 14th straight appearance in the SEC Tournament Quarterfinals last season and became the first UK head coach to lead Kentucky to back-to-back NCAA Tournaments. She paced the Wildcats to an SEC Tournament title in 2022, just the second in program history

■ Served as an assistant at Tennessee (2012-16) before making her return to the Bluegrass State, and was a star player for the Lady Vols as a four-year letterwinner and two-time National

### BENCHMARK PERFORMANCES

10+ POINTS	19-20	20-21	21-22	22-23	23-24	TOT
Taliah Scott	-	-	-	-	14	14
Makayla Daniels	12	19	19	27	9	86
Samara Spencer	-	-	20	27	9	56
Saylor Poffenbarger	-	-	-	13	9	22
Maryam Dauda	-	-	-	4	6	10
Carly Keats	-	-	-	-	1	1
Jenna Lawrence	-	-	-	-	1	1
Sasha Goforth	-	12	21	-	-	33
Emrie Ellis	-	-	1	0	-	1

20+ POINTS	19-20	20-21	21-22	22-23	23-24	TOT
Taliah Scott	-	-	-	-	10	10
Samara Spencer	-	-	3	8	2	13
Makayla Daniels	2	1	5	5	1	14
Sasha Goforth	-	2	1	-	-	3
Saylor Poffenbarger	-	-	-	2	-	2

30+ POINTS	19-20	20-21	21-22	22-23	23-24	TOT
Taliah Scott	-	-	-	-	2	2
Makayla Daniels	0	0	2	1	-	3
Samara Spencer	-	-	0	1	-	1

5+ 3-POINTERS	19-20	20-21	21-22	22-23	23-24	TOT
Taliah Scott	-	-	-	-	3	3
Makayla Daniels	1	0	1	0	1	3
Samara Spencer	-	-	1	2	-	3
Sasha Goforth	-	1	0	-	-	1

50+ FG% (8 FGA)	19-20	20-21	21-22	22-23	23-24	TOT
Makayla Daniels	4	3	9	4	3	23
Samara Spencer	-	-	8	8	3	19
Taliah Scott	-	-	-	-	3	3
Maryam Dauda	-	-	-	0	2	2
Saylor Poffenbarger	-	-	-	5	1	6
Sasha Goforth	-	5	7	-	-	12

10+ REBOUNDS	19-20	20-21	21-22	22-23	23-24	TOT
Saylor Poffenbarger	-	-	-	9	10	19
Maryam Dauda	-	-	-	0	1	1
Sasha Goforth	-	1	3	-	-	4
Makayla Daniels	0	0	1	0	-	1

20+ REBOUNDS	19-20	20-21	21-22	22-23	23-24	TOT
Saylor Poffenbarger	-	-	-	-	2	2

5+ ASSISTS	19-20	20-21	21-22	22-23	23-24	TOT
Samara Spencer	-	-	5	13	4	22
Makayla Daniels	3	2	6	4	2	18
Saylor Poffenbarger	-	-	-	6	-	6
Sasha Goforth	-	1	0	-	-	1

3+ BLOCKS	19-20	20-21	21-22	22-23	23-24	TOT
Sasha Goforth	-	1	11	-	3	15
Saylor Poffenbarger	-	-	-	3	3	6
Maryam Dauda	-	-	-	1	4	5
Emrie Ellis	-	-	2	0	1	3

3+ STEALS	19-20	20-21	21-22	22-23	23-24	TOT
Makayla Daniels	5	4	1	10	5	25
Saylor Poffenbarger	-	-	-	0	4	4
Samara Spencer	-	-	2	5	1	8
Sasha Goforth	-	1	2	-	1	4
Maryam Dauda	-	-	-	0	1	1

DOUBLE-DOUBLES	19-20	20-21	21-22	22-23	23-24	TOT
Saylor Poffenbarger	-	-	-	4	5	9
Sasha Goforth	-	1	3	-	-	4
Samara Spencer	-	-	0	2	-	2
Makayla Daniels	0	0	1	0	-	1

### Stat Comparison

UA	UK
72.9	66.0
63.5	69.5
.389	.421
.368	.451
.315	.287
9.3	4.7
.706	.655
40.1	32.6
10.9	12.9
13.1	16.0
+2.1	+0.1
6.8	6.1
5.7	3.3

## 2023-24 SOUTHEASTERN CONFERENCE STANDINGS

CONFERENCE STANDINGS												
	CONFERENCE				OVERALL					Streak	vs. T10	vs. T25
	W-L	Pct.	H	A	W-L	Pct.	H	A	N			
South Carolina	0-0	.000	0-0	0-0	12-0	1.000	6-0	4-0	2-0	W12	2-0	4-0
LSU	0-0	.000	0-0	0-0	13-1	.929	9-0	2-0	2-1	W13	1-0	1-1
Vanderbilt	0-0	.000	0-0	0-0	13-1	.929	9-0	2-1	2-0	W6	0-1	0-1
Texas A&M	0-0	.000	0-0	0-0	12-1	.923	9-0	2-1	1-0	W10	0-0	0-0
Alabama	0-0	.000	0-0	0-0	13-2	.867	10-0	1-1	2-1	W6	0-0	1-0
Mississippi State	0-0	.000	0-0	0-0	13-2	.867	7-1	3-1	3-0	W5	0-0	0-0
Auburn	0-0	.000	0-0	0-0	11-2	.846	8-1	3-1	0-0	W8	0-0	0-0
Arkansas	0-0	.000	0-0	0-0	12-3	.800	6-2	2-0	4-1	W4	0-1	1-1
Ole Miss	0-0	.000	0-0	0-0	10-3	.769	5-2	2-1	3-0	W4	0-0	0-1
Florida	0-0	.000	0-0	0-0	9-3	.750	4-1	2-2	3-0	W3	0-0	0-1
Georgia	0-0	.000	0-0	0-0	9-4	.692	5-2	1-1	3-1	W1	0-0	0-0
Missouri	0-0	.000	0-0	0-0	9-4	.692	7-0	1-2	1-2	W2	0-0	0-1
Tennessee	0-0	.000	0-0	0-0	7-5	.583	5-2	1-1	1-2	W3	0-0	1-3
Kentucky	0-0	.000	0-0	0-0	7-7	.500	7-2	0-2	0-3	W3	0-2	0-4

2023-24 SEC Preseason Media Poll	2023-24 SEC Preseason Coaches' Poll
1. LSU	1. LSU
2. South Carolina	2. South Carolina
3. Tennessee	3. Tennessee
4. Ole Miss	4. Ole Miss
5. Mississippi State	5. Mississippi State
<b>6. Arkansas</b>	<b>6. Texas A&amp;M</b>
7. Georgia	<b>7. Arkansas</b>
8. Texas A&M	8. Alabama
9. Alabama	9. Georgia
10. Florida	10. Florida
11. Missouri	11. Missouri
12. Auburn	12. Auburn
13. Kentucky	13. Vanderbilt
14. Vanderbilt	14. Kentucky

Champion (1997 and 1998)

### SERIES HISTORY OF KENTUCKY VS. ARKANSAS

- Kentucky holds a 26-15 edge over Arkansas in the all-time series with 40 of the 41 games being played as SEC opponents
- Thursday's game is the 42nd of the all-time series, in which Arkansas is 4-16 on the road in Lexington
- Arkansas is 2-3 in the last five meetings vs. Kentucky
- Last season, the Hogs defeated Kentucky, 71-50, which marked Arkansas' first road win vs. UK since 2003 (W, 70-60). In that game, **Saylor Poffenbarger** tied for a game-high 17 points with seven rebounds, three assists and two blocks, while **Makayla Daniels** registered 11 points and four assists. The team had 22 assists in the win

### LAST TIME OUT

- Arkansas wrapped up the non-conference schedule with a 67-48 win over Incarnate Word
- With her 10th 20-point game of her freshman season, **Taliah Scott** led the game with 24 points along with three boards and a career-high four assists with a +/- of +21
- **Maryam Dauda** recorded 11 of her 13 points vs. the Cardinals in the third quarter. She also added five rebounds and a career-high four blocks
- With her fourth 19+ rebound game of the season (only Hog to do that in their career), **Saylor Poffenbarger** pulled down 19 boards and added nine points
- **Samara Spencer** had nine points and **Makayla Daniels** chipped in eight points, five rebounds and three steals
- Head coach **Mike Neighbors** registered his 132nd win at Arkansas, which is tied with **Tom Colien** for the third most by a head coach in Arkansas women's basketball history

### AN ARKANSAS WIN MEANS...

- Extending its winning streak to five games
- Defeating Kentucky in back-to-back tries and winning twice in a row in the Bluegrass State since 2001 and 2003
- Getting a dub in a historic Rupp Arena
- Opening SEC play with a win
- Achieve an SEC road opening win for the first time since 2006
- Go to 2-17 in league road opening games
- Improve to 6-27 overall in SEC opening contests
- Beginning 2024 at 1-0

### RETURN OF THE MAK

- Granted a fifth year of eligibility due to COVID-19, **Makayla Daniels** is making the most of it and finishing what she started at Arkansas
- Scrappy player, creates for herself and teammates and an incredibly underrated defender who can hold a team's leading perimeter player to below their scoring average
- Coming off eight points, five rebounds and three steals across 35 minutes vs. UIW
- Named to Fort Myers Tip-Off All-Tournament Team, having logged a game-high 22 points off five 3-pointers with eight rebounds vs. Wisconsin, as well as registered six assists vs. Marquette
- School record holder in games played and started at Arkansas, both with 137
- **Daniels** has started in every game since her freshman year, being just one of 15 in the country to start in all games available for with 100+ starts
- Surpassed 1,500 career points in the game at Arkansas State and now is the No. 1 scoring point guard in school history. **Daniels** has moved up to No. 7 on the all-time scoring list with 1,619 points
- Arkansas records: holds games started (137) and games played (137) records, fourth in minutes (3952), fifth in steals (221) and free throws made (391), sixth in 3-pointers made (202) and 3-pointers attempted (585), eighth in free throws attempted (511) and 10th in 3-point percentage (.345) and assists (356)
- SEC statistical rankings: third in minutes/game (32.30) and 11th in steals/game (1.93)
- Owns most assists, second most steals, third most points and 12th most rebounds (490) among active players in the SEC
- Named All-SEC Preseason Second Team twice in a row, including at the beginning of this 2023-24 season
- Paced the team with 56 steals and was third in scoring with 13.2 points/game last season
- Logged 27 double-digit scoring games with 12 4+ assists contests in 2022-23
- Was No. 1 on Sportscenter for her buzzer beater against Vanderbilt

### KEEPING IT 100

→ **Makayla Daniels** is one of 15 players in collegiate women's basketball to start in all games they have appeared in with a minimum 100 contests



→ Tied for most starts among active players

- **137 - Makayla Daniels (Arkansas)**
- 137 - Jordan King (Marquette)
- 135 - Courtney Whitson (Middle Tennessee)
- 134 - Elizabeth Kitley (Virginia Tech)
- 130 - Darian White (Nebraska)
- 123 - Ivy Turner (EKU)
- 122 - Anna DeWolfe (Notre Dame)
- 119 - Kenna Squier (NJIT)
- 118 - Amber Brown (St. Johns)
- 114 - Caitlin Clark (Iowa)
- 113 - Delaney Richason (Vermont)
- 113 - Emma Utterback (Vermont)
- 112 - Leilani McIntosh (Cal)
- 103 - Sammi Mikonowicz (Toledo)
- 100 - Lauren Gustin (BYU)

## SUNSHINE STATE STUD

■ South Florida product **Samara Spencer** has made an impact for the Hogs from the moment she stepped foot on campus

■ One of the fastest on the court by easily beating her defenders to the rack, gets to the free throw line frequently and catches fire from beyond the arc

■ Registered nine points, three rebounds, two assists and two steals vs. UIW

■ Has logged two 20-point games this season, including vs. Samford where she had 20 points off 7-of-12 shooting from the field

■ Surpassed 1,000 career points to become the 33rd member of the 1K club at Arkansas at No. 15 Florida State with 15 points

■ SEC statistical rankings: fifth in minutes/game (31.80), seventh in free throw makes (45), ninth in free throw attempts (63) and 13th in free throw percentage (.714)

■ Leads team in assists (46)

■ Sits at No. 15 on the career all-time assists charts at Arkansas with 296 and No. 28 in career points (1,089)

■ Among active SEC players, fourth in career assists and eighth in career scoring, being one of 11 in the league to score 1K points in their SEC playing careers

■ Finished her sophomore campaign with 27 double-digit scoring games, eight 20-point performances, two double-doubles in points and assists and had 13 games with 5+ assists

■ Logged a career-high 32 points vs. Oral Roberts, shooting 10-of-17 from the field with a career-high six 3-pointers last season

■ Named the 2022 SEC Freshman of the Year

## SHE'S POFFEN OFF!

■ **Saylor Poffenbarger** is a big guard who can be placed at all five positions on offense and defense if needed. One of the best defenders in the league and is an incredible rebounder

■ Coming off nine points, 19 rebounds and two assists vs. UIW

■ Now has four games with 19+ rebounds this season, being the only player in Arkansas history to achieve this feat in their career

■ Broke the single-game rebounding record with 23 rebounds at No. 15 Florida State

■ The rebounding record was previously held by **Shelly Wallace** for 35 years. **Wallace** previously broke the record with 22 vs. SMU on Feb. 13, 1988

■ Her 23 rebounds vs. FSU is the most pulled down by any NCAA DI men's or women's basketball player this season

■ Notable rebounding performances: 21 (3 O, 18 D) vs. ULM, 14 (4 O, 10 D) at Arkansas State, 23 (4 O, 19 D) at Florida State, 13 (3 O, 10 D) vs. Samford, 19 (5 O, 14 D) vs. Illinois and 19 (2 O, 17 D) vs. UIW

■ Has logged six straight games with 10+ boards

## WHAT'S HE SAYIN'?

Trying to figure out what Coach Neighbors is saying on the bench? Don't worry - he has a language all his own.

Coach Neighbors plays Positionless Basketball. Instead of having guards, forwards and centers, he has Rabbits, Rackers, Locks and Dragons.



Rabbits run the floor and look to score quickly with a layup.



Rackers bring the ball up the floor, and are trying to get to the rack.



Locks, generally good three-point shooters, are trying to win the race to the corners.



The Dragon is the last player down the court, dragging behind the others.

■ SEC statistical rankings: first in rebounds/game (12.73) and defensive rebounds/game (10.40), fifth in 3-point attempts (76), sixth in minutes/game (31.21), 10th in blocks/game (1.47) and double-doubles (5) and 14th in steals/game (1.80)

■ NCAA statistical rankings: second in defensive rebounds/game, rebounds/game and total rebounds (191), only trailing **Lauren Gustin** from BYU in each of those rebounding categories, as well as 40th in double-doubles and 46th in total blocks (22)

■ Leads team in rebounds/game, defensive rebounds/game and offensive rebounds/game (2.3)

■ Among active SEC players, sits No. 15 in career rebounds (446) in 1.5 seasons

■ **Poffenbarger** broke the single-season defensive rebound record as a freshman with 225 and finished second in single-season rebounds with 255

■ Named to the All-SEC Freshman Team and having racked up five SEC Freshman of the Week honors, tying a school record in 2022-23

■ Spent the second half of the 2020-21 season at UConn as an early enrollee, coming in as the No. 30th player in the 2021 class

## NEVER A DAUDA

■ **Maryam Dauda** has been huge for the Hogs, starting in all 15 games in the post

■ Coming off 13 points, five rebounds and a career-high four blocks vs. UIW. She logged 11 of her 13 points in the third quarter

■ Came up with a buzzer-beater layup vs. Illinois, the first buzzer beater of her career

■ Has tallied six double-digit scoring games, as well as nine games with 6+ rebounds and 11 with 2+ blocks

■ **Dauda** has swatted 2+ shots in the past eight straight games

■ Brings length and a great inside game, while being able to knock down the 3-pointer with good accuracy (11-of-30 for .367)

■ SEC statistical rankings: fourth in blocks/game (1.93)

## OUR RECORD WHEN...

Overall .....	12-3
Home / Away / Neutral .....	6-2/2-0/5-1
SEC .....	0-0
Home / Away .....	0-0/0-0
White Uniforms .....	8-2
Cardinal Uniforms .....	2-1
Anthracite Uniforms .....	1-0
Turquoise Uniforms .....	1-0

### LEADS/QUARTERS/HALFTIME/OT

Leading after the 1st quarter .....	9-1
Leading after the 2nd quarter/Half .....	10-1
Leading after the 3rd quarter .....	10-1
Leading at the half, home .....	5-1
Leading at the half, road/neutral .....	5-0
Tied at the half, home .....	0-0
Tied at the half, road/neutral .....	0-0
Games decided by 5 points or fewer .....	4-1
Games decided by 10 points or fewer .....	5-1
Leading with 5:00 left .....	12-0
Leading with 2:00 left .....	11-0
Overtime games .....	0-0

### OFFENSE

Scoring less than 70 points .....	5-2
Scoring 70-79 points .....	2-1
Scoring 80-89 points .....	4-0
Scoring 90-99 points .....	0-0
Scoring 100+ points .....	1-0
2 Players Or Less in Double Figures .....	2-1
3 Players in Double Figures .....	5-1
4 Players in Double Figures .....	3-1
5 Players in Double Figures .....	2-0
5+ Players in Double Figures .....	0-0
When shooting 50 percent or higher .....	1-0
When shooting less than 50 percent .....	11-3

### REBOUNDING/TURNOVERS

When outrebounding opponent .....	7-0
When outrebounded .....	5-3
When rebounds are even .....	0-0
When grabbing 10+ offensive reb .....	7-0
When forcing 15+ turnovers .....	7-2
When committing less than 15 turnovers .....	8-1
When committing 15+ turnovers .....	4-2

### Top Scorers (Includes Ties)

Scott .....	
ULM, MSU, LR, @A-State, UCA, MU, @FSU, UCLA, LA Tech, UAPB, UofI, UIC, UIW	
Daniels .....	UW
Poffenbarger .....	UCA
Spencer .....	SAM, UofI

### Top Rebounders (Includes Ties)

Poffenbarger .....	
ULM, MSU, LR, @A-State, MU, @FSU, UCLA, LA Tech, UAPB, SAM, UofI, UIC, UIW	
Dauda .....	UCA, UW

### Months

November .....	7-1
December .....	5-2
January .....	0-0
February .....	0-0
March .....	0-0



- NCAA statistical rankings: 18th in total blocks (29)
- Leads team in blocks, field goal percentage (.462) and 3-point percentage
- A part of the SEC Basketball Leadership Council
- Last season, appeared in 35 games off the bench, finishing second in offensive rebounds (45) and fourth in blocks (22) on the team
- A top player out of high school as the No. 13 player in the country and a McDonald's All-American

### SHE'S SOOOOO GOOD!!!!!!!

- **Taliah Scott** brings a lot of hype after an incredible high school/prep career, and that excitement for her was worth it
- Shifty guard with great shooting ability, can get to the free throw line and take charges
- Registered a game-high 24 points with three rebounds and a career-high four assists vs. UIW. Had four 3-pointers in the win
- Coming off 10th 20-point game of her freshman season, marking the first time since 2020-21 a Hog has logged 10+ 20-point games in a season (Chelsea Dungee did it three consecutive seasons from 2018-21)
- Named to the West Palm Beach Classic All-Tournament Team after tying a game-high 17 points vs. Illinois and following that up with another game-high 26 points while matching a career-high six rebounds and two assists vs. UIW
- Named SEC Freshman of the Week five times in eight weeks of the season, which ties a program record with **Saylor Poffenbarger** and **C'eira Ricketts**
- Has logged 3+ 3-pointers in seven games and has made 5+ free throws in nine contests
- Named back-to-back-to-back-to-back SEC Freshman of the Week in weeks 2-5, becoming the first player to win a weekly award in four straight weeks
- **Scott's** 29 points against ULM marked a best for an Arkansas freshman in their debut. She was 9-of-20 from the field and 9-of-13 from the free throw line, as well as logged six rebounds in the start
- SEC statistical rankings: leads in scoring (23.0), field goal makes (116), field goal attempts (272), free throw makes (74), 3-point attempts (124) and minutes/game (36.08), second in free throw attempts (90), fourth in 3-pointers/game (2.60), sixth in free throw percentage (.822), eighth in 3-point percentage (.315) and 15th in field goal percentage (.426)
- NCAA statistical rankings: second total points (345) to trail just **Caitlin Clark**, as well as third in free throw makes, 3-point attempts and field goal attempts, fourth in field goals made and free throw attempts, eighth in points per game, 13th in total 3-pointers (39) and 22nd in minutes/game
- Only player in the SEC to average 20.0+ points/game
- Leads team in points, field goal makes and attempts, 3-pointer makes and attempts, free throw makes and attempts, free throw percentage and minutes
- Five-star prospect and No. 11 ranked player, according to HoopGurlz Recruiting Rankings, along with being named a McDonald's All-American and Gatorade Florida Girls Basketball Player of the Year
- During her senior season, led the country most of the year in scoring with 36.2 points

per game, along with 9.2 rebounds, 4.8 assists and 3.0 steals per game

### IN GOOD COMPANY

- **Taliah Scott** has 345 points in her first 15 games, which is 64 more than **Kelsey Plum's** 281 to start out her freshman year for **Mike Neighbors** at Washington and 82 more than **Chelsea Dungee's** first 15 at Arkansas (263)
- **Scott** has also found her way to the foul line quite a bit, going 74-for-90, while **Plum**, who holds the NCAA record for most career free throws made, started out 66-for-80 in her first 15 collegiate games

### REPPIN' HER HOME STATE

- **Jenna Lawrence** was a four-star prospect and No. 61 overall player in the 2023 HoopGurlz Recruiting Rankings
- Has played valuable minutes the past four games, coming off two rebounds in 14 minutes played vs. UIW
- Logged her first career double-digit scoring game with 10 points off 3-of-4 shooting from the field vs. LA Tech
- Led Farmington High School right down the road to a 4A girls state championship, being named the MVP after averaging 18.7 points and 7.1 rebounds per game as a senior

### SKEATS-SKEAT!!

- Juco product **Carly Keats** is one of the first off the bench and provides valuable minutes in the backcourt
- Coming off having played 15 minutes and registering a rebound and assist vs. UIW
- Caught fire from beyond the arc against Little Rock, tallying 14 points off four 3-pointers and four rebounds
- Named an All-Region 23 Team at Jones College, making 55 3-pointers for a 34.8 percentage and averaging 9.7 points, 3.7 rebounds and 3.5 assists per game
- Big in Jones winning its seventh straight region crown to punch a ticket to the NJCAA DI Tournament and an Elite 8 appearance

### SPANISH SPECIAL

- Arkansas WBB's seventh ever international player in **Cristina Sanchez Cerqueira** is a member of the Spanish National Team
- Registered two points and three rebounds in 5.5 minutes

### BY THE NUMBERS

**1,619** Makayla Daniels is No. 7 on the all-time scoring list and surpassed C'eira Ricketts, Wendi Willits and Shelly Wallace with 1,619 career points. Daniels is now the No. 1 highest scoring point guard and holds school records in career starts and games played, now with 137, and is No. 5 in career steals (221)

**1,000** Samara Spencer surpassed 1,000 points in her home state, logging 15 points at Florida State to become the 33rd member of the 1K club at Arkansas, sixth in the Mike Neighbors' era. She has 1,089 points

**321** Taliah Scott has tallied 345 points in just 15 games in her debut season. She leads the SEC in scoring and stands at No. 2 in total points and eighth in PPG in the NCAA

**23** Saylor Poffenbarger broke the individual game rebounding record vs. Florida State with 23 rebounds (4 offensive, 19 defensive). The previous record stood since 1988. Those 23 boards is the most pulled down by any NCAA DI men's or women's player this season. This year, she has four games with 19+ rebounds

**2** Only two schools have finished in the top 50 in the RPI/NET for the past four seasons: Arkansas and South Carolina

### GAME-BY-GAME STARTERS

OPPONENT	1	2	3	4	5
ULM	Daniels	Spencer	Scott	Poffenbarger	Dauda
Murray State	Daniels	Spencer	Scott	Poffenbarger	Dauda
Little Rock	Daniels	Spencer	Scott	Poffenbarger	Dauda
at Arkansas State	Daniels	Spencer	Scott	Poffenbarger	Dauda
Central Arkansas	Daniels	Spencer	Scott	Poffenbarger	Dauda
Wisconsin	Daniels	Spencer	Scott	Poffenbarger	Dauda
Marquette	Daniels	Spencer	Scott	Poffenbarger	Dauda
at #15 Florida State	Daniels	Spencer	Scott	Poffenbarger	Dauda
#2 UCLA	Daniels	Spencer	Scott	Poffenbarger	Dauda
LA Tech	Daniels	Spencer	Scott	Poffenbarger	Dauda
UAPB	Daniels	Spencer	Scott	Poffenbarger	Dauda
Samford	Daniels	Spencer	Scott	Poffenbarger	Dauda
Illinois	Daniels	Spencer	Scott	Poffenbarger	Dauda
UIC	Daniels	Spencer	Scott	Poffenbarger	Dauda
UIW	Daniels	Spencer	Scott	Poffenbarger	Dauda

played vs. UIW

- Came up with first collegiate field goal vs. Marquette

- Represents her country in 3x3 tournaments, including just recently at the FIBA 3x3 World Cup in Debrecen, Hungary

- With Segle XXI, played in 26 games, averaging 6.4 points, 5.4 rebounds and 1.3 steals per game last season

## LET'S GO 55

- **Emrie Ellis** is always ready to take the court when her name is called, benefitting from playing a lot as a freshman

- Ruled out the past five contests with Tommy John

- Logged a season-high three blocks at No. 15 Florida State

- Her presence was huge at Arkansas State, where she knocked down back-to-back 3-pointers to finish with six points and one assist, while tallying a +20 efficiency in less than 13 minutes played

- Last year as a sophomore, she played in 28 games, tacking on more valuable minutes in the latter part of the season

- As a freshman, **Ellis** rejected five shots against UAPB, which was the most blocks in a single game by a Hog freshman since 2014

- No. 48 overall recruit in ASGR's 2021 recruiting rankings and named Ada News All-Area Co-Player of the Year in 2021

## WHO IS READY FOR SOME BEA-BALL?

- All-American soccer player **Bea Franklin** has joined the Hogs (as of late November) after an incredible five-year collegiate career on the pitch

- Played one minute vs. UIW

- Her first collegiate basketball game appearance was vs. LA Tech, in which she logged five minutes and pulled down a rebound

- Trading in the cleats for sneakers, **Franklin** was a three-sport athlete at Seattle Prep, playing soccer, basketball and tennis

- She led Seattle Prep to a 20-9 record in 2016-17, averaging 9.9 points, 4.6 rebounds, 4.1 assists and 1.5 steals per game that year. This was all happening while **Mike Neighbors** was the head coach at Washington

- She is coming off being named the 2023 SEC Midfielder of the Year and Scholar-Athlete of the Year, while a two-time All-SEC recipient

- **Franklin** led the Hogs in goals (9), assists (9) and points in 2023

## DEEP ROSTER

- **Karley Johnson** is coming off two points and two minutes played vs. UIW. The basket she made was the first of her collegiate career

- Made her first appearance of the season against Little Rock, playing all 10 minutes in the fourth quarter. Had three shot attempts, two offensive rebounds and one steal

- A 5-11 product out of Fayetteville High School, **Loren Lindsey** joined the team as a walk-on, appearing in nine games as a freshman

- **Lindsey** made her first appearance of the season vs. Little Rock, coming off injury, logging one assist in 3.5 minutes

- **Maryn Archer** enrolled early in January with the Hogs, coming into Fayetteville as a three-star prospect

- Prep Girls listed her as the No. 29th overall recruit in the country

## YEAH, THAT'S A DEEP BACKCOURT

- Arkansas has one, if not the most, stacked backcourts in the country led by guards **Makayla Daniels** and **Samara Spencer**, who are joined by newcomers **Taliah Scott** and **Carly Keats**

- Among **Daniels**, **Scott** and **Spencer**, the three average 45.3 points per game (62.1 percent of the team's 72.9 points per game)

- **Daniels**, **Spencer**, **Scott** and **Keats** accounted for 69 of the team's 100 points (69 percent) vs. LA Tech

- In Arkansas' season opener vs. ULM, the three combined for 62 of the team's 81 points (76 percent)

- Last season, **Daniels** and **Spencer** combined for 27.6 points, 7.8 rebounds, 7.1 assists and 2.7 steals per game

- The dynamic duo of **Daniels** and **Spencer** has combined for a career 220 games played, 2,717 points and 652 assists with the eight years of collegiate ball added up between the two

## BE DISCIPLINED

- Arkansas averages 13.3 fouls per game, which is second lowest average in the SEC and 12th in the country

## RAINING TREYS

- The Hogs lead the SEC in 3-pointers with 9.3 per game, which is 16th in the country

- Arkansas leads the SEC in 3-point attempts/game (29.4), which is sixth in the NCAA

## DON'T TURN IT OVER!

- After the team's first two games of having troubles handling the ball, the ball handling drills the team has been during before each practice has come in handy

- Arkansas is third in least turnovers/game with 13.1 per game, which is 26th in the country

## IMPROVEMENTS ON DEFENSE

- Arkansas has held opponents to below 60 points or below in six games, including holding its past four opponents to 54 points (Samford), 59 points (Illinois), 58 points (UIC) and 47 points (UIW)

- The Hogs only allowed 36 points vs. Little Rock, limiting the Trojans to just four points in the second quarter

## FINDING A HOME AT THE CHARITY STRIPE

- Arkansas' method for success this year (in order): 1. Get to the free throw line, 2. Make more layups and 3. Shoot the 3-pointer

- The team is fourth in free throws made/game (14.60), as well as fifth in free throw attempts/game (20.67) and free throw percentage (70.6) in the SEC

- Nationally, the team is 47th in free throw attempts/game and 50th in free throws made/game

- The Hogs' 44 free throw attempts vs. ULM was the third most in a single game in school history

- The 44 attempts is also tied for the sixth most in the country by a team this season

- Last season, Arkansas was one of the best in the country at getting to the free throw line,

finishing sixth in the country in free throw attempts/game (23.5) and No. 15 in free throw makes/game (15.8)

- The Hogs finished second to LSU in free throw attempts and third in makes in the SEC last season

## SHOT BLOCKERS!

- Arkansas has some talented shot blockers on the team this season

- The Hogs are No. 5 in blocks/game (5.7) in the SEC, which is 16th in the country

## REBOUND IT!

- Arkansas is seventh in defensive rebounds/game (30.0) in the SEC

- Nationally, the Hogs are 30th in defensive rebounds/game

- Arkansas' 57 rebounds vs. ULM is the second most in a game by an SEC team this year

- **Saylor Poffenbarger's** 12.7 rebounds/game accounts for 31.7 percent of the team's boards, as well as her 156 defensive boards being 35 percent of the team's total on the defensive end

## CONSISTENCY IN THE NEIGHBORS' ERA

- Head coach **Mike Neighbors** has led the program to consistency, now entering his seventh season at the helm

- Guided his teams to five straight postseason berths (including 2020 season, where team would have been lock for NCAA Tournament)

- With another postseason appearance after this season, **Neighbors** will have matched the program record of six consecutive postseason qualifications, tying with his mentor **Gary Blair**

- Only one of two teams in the SEC to have finished in the top 50 in the NET/RPI over the past four seasons (other team being South Carolina)

## NEW HOGS!

- **Phoenix Stotijn** signed her National Letter of Intent on Wednesday, Nov. 8

- The 5-9 combo guard out of the Netherlands currently plays for Triple Threat, logging 13.6 points, 3.6 rebounds and 1.5 steals per game in the team's eight games

- **Stotijn** is a member of the Netherlands National Team

- **Jada Bates** announced signing with Arkansas on Tuesday, Nov. 21

- **Bates** is 6-3 and chose Arkansas over 16 other D1 schools

- She is one of the top small forwards in the state of Georgia, playing for McEachern High School. She is logging 9.1 points, 4.4 rebounds and 1.3 blocks per game in her senior year

## EUROPE TRIP

- The Hogs went to Croatia and Greece this past summer, playing games and sightseeing Split and Dubrovnik in Croatia and Athens in Greece





## HOME GROWN HOGS

**MARYAM DAUDA**  
R-SO. | F | BENTONVILLE, ARKANSAS

**SASHA GOFORTH**  
R-JR. | G | FAYETTEVILLE, ARKANSAS

**JENNA LAWRENCE**  
FR. | F | FARMINGTON, ARKANSAS

**LOREN LINDSEY**  
SO. | G | FAYETTEVILLE, ARKANSAS

- Four players on the roster are Arkansas natives and that starts from the top down with Mike Neighbors, who was born and raised in Greenwood, Arkansas and a UofA alum
- Maryam Dauda was a star at Bentonville HS, having left the school as the program record holder in scoring (1,401), rebounding (867) and blocks (339), She was No. 11 player in the country in the 2021 class and a McDonald's All-American
- Sasha Goforth is a Fayetteville HS product, rated as the No. 21 overall player in the 2020 class and named a McDonald's All-American
- Jenna Lawrence made her name known in NWA at Farmington HS, leading FHS to the 2023 4A state title and being named the MVP. She was the No. 61 ranked player in the 2023 recruiting class
- Loren Lindsey is another Fayetteville HS product, who was named to the All-Conference 6A West All-Defensive Team. She joined Arkansas as a walk-on



## OKLAHOMIES

**EMRIE ELLIS**  
JR. | F | VANOSS, OKLAHOMA

**KARLEY JOHNSON**  
SO. | G | OKLAHOMA CITY, OKLAHOMA

- Emrie Ellis is from a small town in Southeast Oklahoma and led Vanoss HS to the Class A State Final. She led the state in rebounds and blocks in 2018
- Karley Johnson is an Oklahoma City product and made her name known at Mustang HS, where she led the Broncos to a No. 12 state ranking as a junior and was second in state in taking charges



## SPAIN SPECIAL

**CRISTINA SANCHEZ CERQUEIRA**  
FR. | G | GRANADA, SPAIN

- Cristina Sanchez Cerqueira is Arkansas' seventh ever international player and represents her country by playing on the Spain National Team



## MARYLAND MAGIC

**MAKAYLA DANIELS**  
GR. | G | FREDERICK, MARYLAND

**SAYLOR POFFENBARGER**  
R-SO. | G | MIDDLETOWN, MARYLAND

- Makayla Daniels was the first ever Maryland signee at Arkansas
- Daniels was named Maryland Miss Basketball and left Frederick HS as the all-time leading scorer (boys and girls)
- Saylor Poffenbarger was also a Maryland Miss Basketball winner and a two-time conference player of the year at Middletown HS. She was also the No. 30th ranked player in the 2021 class



## NOT IN KANSAS ANYMORE

**MARYN ARCHER**  
FR. | G | DERBY, KANSAS

- Took Derby HS to the 6A Semifinals as a sophomore and paced the team in steals and assists during her junior year



## SUNSHINE STATE STARS

**TALIAH SCOTT**  
FR. | G | ORANGE PARK, FLORIDA

**SAMARA SPENCER**  
JR. | G | FORT LAUDERDALE, FLORIDA

- Taliah Scott is coming into Arkansas as a five-star, No. 11 ranked player in the country out of Orange Park, Florida. At St. Johns Country Day, she averaged 36.2 points per game as a senior and was named the Gatorade Florida Girls Basketball Player of the Year
- Samara Spencer led St. Thomas Aquinas to the state title during her senior season and was named the 2021 Broward County's 7A-6A Player of the Year



## THE SIP

**CARLY KEATS**  
SO. | G | CHOCTAW, MISSISSIPPI

- Led Neshoba Central to an unblemished 33-0 record and a 5A State Championship in Mississippi as a senior and was an All-Region 3-5A selection



# RECORD WATCH

## CAREER POINTS

1.	Bettye Fiscus (81-85)	2,073
2.	Shameka Christon (00-04)	1,951
3.	Chelsea Dungee (18-21)	1,903
4.	Jessica Jackson (14-17)	1,865
5.	Delmonica DeHorney (87-91)	1,785
6.	Kimberly Wilson (93-97)	1,733
7.	<b>Makayla Daniels (19-pres.)</b>	<b>1,619</b>
8.	Shelly Wallace (85-89)	1,583
8.	Wendi Willits (97-01)	1,574
10.	C'eira Ricketts (09-12)	1,557
...		
28.	<b>Samara Spencer (21-pres.)</b>	<b>1,089</b>
29.	Frynn Barnum (19-23)	1,072
	Blair Savage (89-93)	1,072
31.	Sarah Pfeifer (02-08)	1,056

## CAREER ASSISTS

1.	Amy Wright (98-02)	717
2.	Calli Berna (12-15)	667
3.	Amber Nicholas (88-92)	538
4.	C'eira Ricketts (09-12)	516
5.	Christy Smith (94-98)	507
6.	Tracy Webb (83-87)	444
7.	Brittney Vaughn (04-08)	424
8.	Rochelle Vaughn (02-06)	421
9.	Malica Monk (16-19)	369
10.	<b>Makayla Daniels (19-pres.)</b>	<b>358</b>
11.	Donna Wilson (87-89)	332
	Kimberly Wilson (93-97)	332
13.	Cheryl Orcholski (80-84)	323
14.	Juliet Jackson (96-90)	313
15.	<b>Samara Spencer (21-pres.)</b>	<b>296</b>
16.	Jailyn Mason (16-21)	284
17.	India Lewis (99-03)	276

## CAREER FREE THROWS MADE

1.	Chelsea Dungee (18-21)	552
2.	Bettye Fiscus (81-85)	485
3.	Christy Smith (94-98)	461
4.	Delmonica DeHorney	451
5.	<b>Makayla Daniels (19-pres.)</b>	<b>391</b>
	Jessica Jackson (14-17)	389
7.	Tracy Webb (83-87)	384
8.	Shelly Wallace (85-89)	341

## CAREER FREE THROWS ATTEMPTED

1.	Chelsea Dungee (18-21)	688
2.	Delmonica DeHorney (87-91)	648
3.	Bettye Fiscus (81-85)	622
4.	Christy Smith (94-98)	551
5.	Tracy Webb (83-87)	526
6.	Shelly Wallace (85-89)	518
7.	Jessica Jackson (14-17)	513
8.	<b>Makayla Daniels (19-pres.)</b>	<b>511</b>
9.	Shameka Christon (00-04)	488

## CAREER 3-POINTERS MADE

1.	Wendi Willits (97-01)	316
2.	Lyndsay Harris (09-12)	283
3.	Kimberly Wilson (93-97)	267
	India Lewis (99-03)	267
5.	Amber Ramirez (19-22)	261
6.	<b>Makayla Daniels (19-pres.)</b>	<b>202</b>
7.	Jessica Jackson (14-17)	198
8.	Chelsea Dungee (18-21)	177
9.	Alexis Tolefree (18-20)	168
10.	Christy Smith (94-98)	156

## CAREER 3-POINTERS ATTEMPTED

1.	Lyndsay Harris (09-12)	858
2.	India Lewis (99-03)	787
3.	Wendi Willits (97-01)	771
4.	Kimberly Wilson (93-97)	673
5.	Amber Ramirez (19-22)	608
6.	<b>Makayla Daniels (19-pres.)</b>	<b>585</b>
7.	Jessica Jackson (14-17)	576
8.	Chelsea Dungee (18-21)	500
9.	Alexis Tolefree (18-20)	493
10.	Christy Smith (94-98)	465

## CAREER STEALS

1.	C'eira Ricketts (09-12)	321
2.	Tracy Webb (83-87)	293
3.	Christy Smith (94-98)	239
4.	Calli Berna (12-15)	223
5.	<b>Makayla Daniels (19-pres.)</b>	<b>221</b>
6.	Amber Nicholas (88-92)	220
7.	India Lewis (99-03)	210
8.	Rochelle Vaughn (03-06)	209
9.	Shameka Christon (00-04)	206
10.	Bettye Fiscus (81-85)	205
	Connie Fitzgerald (79-83)	205

## CAREER GAMES STARTED

1.	<b>Makayla Daniels (19-pres.)</b>	<b>137</b>
2.	C'eira Ricketts (09-12)	128
3.	Amy Wright (99-02)	125
4.	Makayla Daniels (19-pres.)	122
	Malica Monk (16-19)	122

## CAREER GAMES PLAYED

1.	<b>Makayla Daniels (19-pres.)</b>	<b>137</b>
2.	Sarah Watkins (09-13)	131
	Amy Wright (98-02)	131
	Wendi Willits (98-01)	131
5.	C'eira Ricketts (08-12)	130
	Dana Cherry (00-03)	130

## INDIVIDUAL SEASON DEF. REBOUNDS

1.	<b>Saylor Poffenbarger (22-23)</b>	<b>225</b>
2.	Lauren Ervin (06-07)	190
3.	<b>Saylor Poffenbarger (23-24)</b>	<b>156</b>
4.	Melissa Wolff (14-15)	150
	Ashley Daniels (10-11)	150

## INDIVIDUAL SEASON REBOUNDS

1.	Lauren Ervin (06-07)	319
2.	<b>Saylor Poffenbarger (22-23)</b>	<b>255</b>
3.	Melissa Wolff (14-15)	251
...		
16.	Jessica Jackson (14-15)	200
17.	Shameka Christon (03-04)	195
18.	Shameka Christon (02-03)	194
19.	Shameka Christon (01-02)	193
	Ashley Daniels (09-10)	193
Outside	<b>Saylor Poffenbarger (23-24)</b>	<b>191</b>

## 2023-24 ROSTER @RAZORBACKWBB

### NUMERICAL

NO.	NAME	POS	HT	CL	HOMETOWN/PREVIOUS SCHOOL	TWITTER
0	Taliah Scott	G	5-9	Fr.	Orange Park, Fla./St. Johns Country Day School	@thetaliahscott
2	Samara Spencer	G	5-7	Jr.	Fort Lauderdale, Fla./St. Thomas Aquinas	@samaraenspencer
4	Saylor Poffenbarger	G	6-2	R-So.	Middletown, Md./UConn	@saylorpoff
8	Bea Franklin	G	5-10	Gr.	Seattle, Wash./Seattle Prep	@beafranklin2000
10	Cristina Sanchez Cerqueira	F	6-1	Fr.	Granada, Spain/Segle XXI	@cristiinita7
13	Sasha Goforth	G	6-1	R-Jr.	Fayetteville, Ark./Oregon State	@goforthsasha
20	Karley Johnson	G	5-9	So.	Oklahoma City, Okla./Mustang	@karleyjohnsonOK
21	Loren Lindsey	G	5-11	So.	Fayetteville, Ark./Fayetteville	@lorenbailey7766
23	Carly Keats	G	5-8	So.	Choctaw, Miss./Jones College	@keatscarly
30	Maryam Dauda	F	6-4	R-So.	Bentonville, Ark./Bentonville	@maryamdauda30
34	Jenna Lawrence	F	6-3	Fr.	Farmington, Ark./Farmington	@jennalawrence34
43	Makayla Daniels	G	5-8	Gr.	Frederick, Md./Frederick	@makayladaniels5
44	Maryn Archer	G	5-7	Fr.	Derby, Kan./Derby	@marynarcher
55	Emrie Ellis	F	6-3	Jr.	Vanoss, Okla./Vanoss	@ellisemrie

### COACHING STAFF

Title	Name	Year	Alma Mater
Head Coach	Mike Neighbors	7th Season	Arkansas, 1993
Associate Head Coach	Todd Schaefer	7th Season	Thomas More College, 1995
Assistant Coach	Pauline Love	7th Season	Southern Miss, 2010
Assistant Coach	Lacey Goldwire	5th Season	Oklahoma State, 2010
Director of Operations	Amber Shirey	36th Season	Arkansas, 1992
Dir. of Student-Athlete Devel.	Jayci Stone	2nd Season	Kansas State, 2008
Dir. of Video/Special Ast. to HC	Evan Johnston	1st Season	Arkansas, 2022

### ELIGIBILITY

#### Seniors (2)

Makayla Daniels (5th)  
Bea Franklin

#### Juniors (3)

Emrie Ellis  
Sasha Goforth (RS)  
Samara Spencer

#### Sophomores (5)

Maryam Dauda (RS)  
Karley Johnson  
Carly Keats  
Loren Lindsey  
Saylor Poffenbarger (RS)

#### Freshman (4)

Maryn Archer  
Jenna Lawrence  
Cristina Sanchez Cerqueira  
Taliah Scott

### ALPHABETICAL

NO.	NAME	POS	HT	CL	HOMETOWN/PREVIOUS SCHOOL
44	Maryn Archer	G	5-7	Fr.	Derby, Kan./Derby
43	Makayla Daniels	G	5-8	Gr.	Frederick, Md./Frederick
30	Maryam Dauda	F	6-4	R-So.	Bentonville, Ark./Bentonville
55	Emrie Ellis	F	6-3	Jr.	Vanoss, Okla./Vanoss
8	Bea Franklin	G	5-10	Gr.	Seattle, Wash./Seattle Prep
13	Sasha Goforth	G	6-1	R-Jr.	Fayetteville, Ark./Oregon State
20	Karley Johnson	G	5-9	So.	Oklahoma City, Okla./Mustang
23	Carly Keats	G	5-8	So.	Choctaw, Miss./Jones College
34	Jenna Lawrence	F	6-3	Fr.	Farmington, Ark./Farmington
21	Loren Lindsey	G	5-11	So.	Fayetteville, Ark./Fayetteville
4	Saylor Poffenbarger	G	6-2	R-So.	Middletown, Md./UConn
10	Cristina Sanchez Cerqueira	F	6-1	Fr.	Granada, Spain/Segle XXI
0	Taliah Scott	G	5-9	Fr.	Orange Park, Fla./St. Johns Country Day School
2	Samara Spencer	G	5-7	Jr.	Fort Lauderdale, Fla./St. Thomas Aquinas

### BY STATE

#### ARKANSAS (4)

Maryam Dauda  
Sasha Goforth  
Jenna Lawrence  
Loren Lindsey

Bentonville  
Fayetteville  
Farmington  
Fayetteville

#### FLORIDA (2)

Taliah Scott  
Samara Spencer

Orange Park  
Fort Lauderdale

#### KANSAS (1)

Maryn Archer

Derby

#### MARYLAND (2)

Makayla Daniels  
Saylor Poffenbarger

Frederick  
Middletown

#### OKLAHOMA (2)

Emrie Ellis  
Karley Johnson

Vanoss  
Mustang

#### WASHINGTON (1)

Bea Franklin

Seattle

#### SPAIN (1)

Cristina Sanchez Cerqueira

Granada

### FA-NETIK

### PRONUNCIATIONS

- 2 Suh-MARE-uh
- 4 like burger but bar
- 30 Mair-ee-um DOW-duh
- 44 Mair-en
- 55 em-REE



## OFFENSE

Scored 110+ ----- 110, vs. Providence (11-16-98)  
 Scored 100+ points at home ----- 100, vs. LA Tech (12-7-23)  
 Scored 100+ points on the road ----- 108, at Ole Miss (2-16-20) | 108, Baylor (3-6-91)  
 Scored 90-99 points ----- 92, vs. Oral Roberts (12-4-22)  
 Scored 90+ points at home ----- 92, vs. Oral Roberts (12-4-22)  
 Scored 90+ points on the road ----- 93, at Little Rock (11-20-22)  
 Scored 80-89 points ----- 81, vs. Central Arkansas (11-20-23)  
 Scored 80-89 points at home ----- 81, vs. Central Arkansas (11-20-23)  
 Scored 80-89 points on the road ----- 82, at Arkansas State (11-17-23)  
 Was held to 50-59 ----- 58, vs. Marquette (11-25-23)  
 Was held to 49-40 ----- 48 at Georgia (2-19-23)  
 Was held to 39-20 ----- 34, at LSU, 2-7-19  
 Was held to 20 or less ----- N/A  
 Made 40+ field goals ----- 40, vs. Central Arkansas (12-13-20)  
 Made 17+ three-point field goals ----- 19, vs. Alabama (2-28-21)  
 Made 10+ three-point field goals ----- 11, vs. Illinois (12-20-23)  
 Did not make 3-pointer (since 1986) ----- 0-10, at LSU, (2-7-19)  
 Made 30 free throws ----- 30 (30-39), vs. No. 4 Baylor (12-6-20)  
 Made 25 free throws ----- 25 (25-35), vs. Vanderbilt (1-16-23)  
 Shot 50-59 or better ----- 55.4, vs. LA Tech (12-7-23)  
 Shot 60 percent or better ----- 62.5 (30-48), vs. Little Rock (11-20-22)  
 Held to less than 30 percent ----- .269 (14-52), at Auburn (2-5-23)  
 Held to less than 20 percent ----- .182 (10-55), vs. No. 6 Tennessee (1-8-12; L, 38-69)  
 Had 20 or more assists in a game ----- 20, vs. LA Tech (3-16-23)

## DEFENSE

Allowed 100 points ----- 104, at No. 4 South Carolina (1-18-21)  
 Allowed 80-99 points ----- 81, vs. No. 2 UCLA (12-3-23)  
 Held opponent to 40-49 points ----- 48, vs. UIW (12-31-23)  
 Held opponent to 39-30 ----- 36, vs. Little Rock (11-14-23)  
 Held an SEC opponent under 50 points in 3 cons. games ----- 47, vs. Auburn (1-29-15; W, 52-47),  
 ----- Alabama (2-1-15; W, 53-42), No. 24/21 Georgia (2-9-15; W, 54-48)  
 Held opponent to 29 points or less ----- 23, vs. Binghamton, 11-30-13  
 Held an opponent under 15 points in a half ----- 14, vs. Little Rock (11-14-23)  
 Held an opponent to 2 points in a quarter ----- 2, vs. UCA (12-13-20)  
 Held opponent under 15 field goals ----- 14, vs. Little Rock (11-14-23)  
 Held opponent to less than 30 percent shooting ----- 26.7 (16-60), vs. UIW (12-31-23)  
 Held opponent to less than 20 percent shooting ----- 19.7 (13-66), vs. Northwestern State (12-15-19)  
 Held opponent under 15 percent from 3-point ----- 0.0 (0-8), vs. Illinois (12-20-23)  
 Opponent did not make a 3-pointer ----- 0, vs. Illinois (12-20-23)  
 Had 70+ rebounds ----- 74, vs. Mississippi Valley State (11-24-89)  
 Had 60-69 rebounds ----- 64, vs. Prairie View A&M (12-16-18)  
 Had 50-59 rebounds ----- 57, vs. ULM (11-7-23)  
 Had 10 or more blocked shots in a game ----- 11, vs. No. 1 South Carolina (3-4-22)  
 Had 20 or more steals in a game ----- 20, vs. ORU (11-13-13)  
 Had 15 or more steals in a game ----- 18, vs. UT Martin (12-29-19)  
 Forced 25+ turnovers in a game ----- 28, vs. Northern Arizona (11-24-22)

## OTHER

Won an overtime game ----- 61-52, vs. Missouri (3-3-22)  
 Lost an overtime game ----- 76-73, vs. Ole Miss (1-29-23)  
 Won a double overtime game ----- 73-72, vs. Florida (1-29-12)  
 Lost a double overtime game ----- N/A  
 Won a triple overtime game ----- 91-80, Win in 3OT, 2-10-13, at Alabama  
 Won at the buzzer ----- 60-59, vs. Illinois (Maryam Dauda, 12-20-23)  
 Played consecutive OT games ----- 1-24-16 at Auburn (lost); 1-28-16 vs. Florida (lost)  
 Won regular season tournament ----- Paradise Jam (St. Thomas, U.S. Virgin Islands, Nov. 24-26, 2022)  
 Defeated ranked team ----- 71-58, at No. 15 Florida State (11-30-23)  
 Defeated a ranked team on the road ----- 71-58, at No. 15 Florida State (11-30-23)  
 All-time SEC win streak ----- 8 games (1-15-12: Auburn through 2-15-12: at Auburn)  
 All-time SEC home win streak ----- 5 games (1-15-12: Auburn -- 2-9-12: South Carolina)  
 ----- 5 games (1-14-21: Florida -- 2-28-21: Alabama)

## A RAZORBACK PLAYER ...

Scored 20-24 points ----- 24, Taliah Scott, vs. UIW (12-31-23)  
 Scored 25-29 points ----- 26, Taliah Scott, vs. UIC (12-21-23)  
 Scored 30+ points ----- 31, Taliah Scott, vs. UAPB (12-10-23)  
 Scored 40+ points ----- 41, Chelsea Dungee vs. Auburn (2-10-19)  
 Scored 20+ points 10 times in a season ----- Taliah Scott (10x | 2023-24)  
 ----- Chelsea Dungee (17x | 2020-21), Chelsea Dungee (11x | 2019-20) & Chelsea Dungee (20x | 2018-19)  
 Double figures in 15 consecutive games (season) ----- Jessica Jackson, 11/11/16, LSU 1-8-17  
 ----- Chelsea Dungee, 26 games, (2018-19 & 2019-20)  
 ----- Chelsea Dungee, 31 games, (2019-20 & 2020-21)  
 ----- Amber Ramirez, 16 games (2021-22)  
 Five players scored double figures in 1 game ----- vs. LA Tech (12-7-23)  
 ----- Scott (29), Spencer (20), Daniels (12), Poffenbarger (12), Lawrence (10)  
 Five starters in double figures ----- vs. Central Arkansas (11-20-23)  
 ----- Poffenbarger (17), Scott (17), Spencer (16), Dauda (14), Daniels (11)  
 Seven players scored in double figures in 1 game ----- vs. Northwestern State (11-9-18)  
 ----- (Tolefree 19, Galden 16, Monk 12, Doumbia 11, Dungee 11, Thomas 11, Williams 10)  
 Made 10+ field goals in a game ----- 12, Taliah Scott, vs. LA Tech (12-7-23)  
 Attempted 20+ field goals in a game ----- 20, Taliah Scott, vs. UIW (12-31-23)  
 Made 10 free throws in a game ----- 10, Samara Spencer, vs. ULM (11-7-23)  
 Made 7 or more 3-pt FG in a game ----- 8, Amber Ramirez, Alabama (2-28-21)  
 Attempted 10 or more 3-pt FG in a game ----- 12, Taliah Scott, vs. UIW (12-31-23)  
 Had 10-14 rebounds ----- 11, Saylor Poffenbarger, vs. UIC (12-21-23)  
 Had 15-19 rebounds ----- 19, Saylor Poffenbarger, vs. UIW (12-31-23)  
 Had 20+ rebounds ----- 23, Saylor Poffenbarger, at No. 15 Florida State (11-30-23) (school record)  
 Had 10 offensive reb - Records go back to 05-06 ----- 11, Melissa Wolff  
 ----- vs. New Orleans (1-30-15)  
 Had 10+ defensive reb - Records go back to 05-06 ----- 17, Saylor Poffenbarger, vs. UIW (12-31-23)  
 Had 10+ assists ----- 11, Samara Spencer, vs. LA Tech (3-16-23)  
 Had 10+ assists in consecutive games ----- Jailyn Mason (11 vs. HBU, 12-28-16 and 10 at Ole  
 ----- Miss, 1-1-17) & Calli Berna (11 vs. No. 10/8 Kentucky, 2/7/13 and 11 at Alabama, 2/10/13)  
 Had 5+ blocks in a game ----- 5, Saylor Poffenbarger vs. UAPB (12-10-23)  
 Had 9+ blocks in a game ----- 9, Robyn Irwin vs. SMSU, 12-19-88 (school record)  
 Had 5 or more steals in a game ----- 5, Saylor Poffenbarger, vs. UIC (12-21-23)  
 Had a double-double ----- 13 points and 10 rebounds, Saylor Poffenbarger, vs. UAPB (12-10-23)  
 Had a double-double in two consecutive games ----- Saylor Poffenbarger, vs. LA Tech & UAPB (2023)  
 ----- 12 & 11 vs. LA Tech/13 & 10 vs. UAPB  
 Had two players record a double-double ----- Kiara Williams (12 pts/16 reb) &  
 ----- Malica Monk (10 pts/10 reb), vs. Grambling State (12-28-17)  
 Had seven double-doubles in a season ----- Devin Cosper, 2017-18  
 ----- (SHSU, ORU, NMSU, Char., Tulsa, OM, AL)  
 Had 10+ double-doubles in a season ----- 2006-07, Lauren Ervin (14)  
 Had a triple-double ----- 14 pts, 13 reb, 12 asts, C'eira Ricketts vs. Auburn (1-18-09)



## MORE ABOUT MIKE

Hometown: Greenwood, Ark. (Greenwood HS)  
 Family: Daughter Abby; Sons Alec, Bowen and Barrett; granddaughter Emzey  
 Alma Mater: Arkansas, 1993

## NEIGHBORS BY THE NUMBERS

- 218 Wins (218-118, 10 seasons)
- 16 Signed McDonalds' All-Americans
- 11 Years as a head coach
- 9 Postseason appearances
- 5 Players drafted in the WNBA (HC)
- 1 Final Four appearance

## LEARN MORE



Sign up for Mike Neighbors' news-letter and listen to his podcasts at CoachNeighbors.com

## NABES FAVES

### TOP 10 MOVIES

1. A Few Good Men
2. The Hunt For Red October
3. The Silence Of The Lambs
4. Hoosiers
5. Moneyball
6. Pretty Woman
7. Top Gun
8. JFK
9. The Lion King
10. Purple Rain

See the entire list here: <http://imdb.to/2royaEO>

### TOP 10 SONGS

1. Sweet Child O' Mine (Guns N' Roses)
2. You Shook Me All Night Long (AC/DC)
3. Man In The Mirror (Michael Jackson)
4. Amarillo By Morning (George Strait)
5. Jessie's Girl (Rick Springfield)
6. Hysteria (Def Leppard)
7. Fishin' In The Dark (Nitty Gritty Dirt Band)
8. The Ballad of Curtis Loew (Lynyrd Skynyrd)
9. Wanted Dead Or Alive (Bon Jovi)
10. Let's Go Crazy (Prince)

### TOP 10 TV SHOWS

1. West Wing (first three seasons)
2. Ted Lasso
3. The Wire
4. Breaking Bad
5. Seinfeld
6. The Newsroom
7. Prison Break
8. Arrested Development
9. Game of Thrones
10. The Goldbergs



# MIKE NEIGHBORS

Seventh Season | Career Record: 230-121 (11) | Arkansas Record: 132-80 (7)

## COACHING HISTORY

### University of Washington

Year	Overall	Pac-12	Finish
2013-14	20-14 (.588)	10-8 (.556)	6
2014-15	23-10 (.697)	11-7 (.611)	5
2015-16	26-11 (.703)	11-7 (.611)	5
2016-17	29-6 (.829)	15-3 (.833)	T2
UW	98-41 (.705)	47-25 (.662)	

### University of Arkansas

Year	Overall	SEC	Finish
2017-18	13-18 (.419)	3-13 (.188)	T11
2018-19	22-15 (.611)	6-10 (.375)	10
2019-20	24-8 (.750)	10-6 (.625)	T3
2020-21	19-9 (.679)	9-6 (.600)	T5
2021-22	18-14 (.563)	7-9 (.438)	T8
2022-23	24-13 (.649)	7-9 (.438)	8
2023-24	12-3 (.800)	-	-
Ark	132-80 (.623)	42-53 (.442)	7 yrs
Totals	230-121 (.655)	90-78 (.536)	11 yrs

## PLAYER DEVELOPMENT

YEAR	UNIVERSITY	PLAYER	ROUND	OVERALL	TEAM NOTE
2021	Arkansas	Chelsea Dungee	1	5	Dallas Wings 1 @
2021	Arkansas	Destiny Slocum	2	14	Las Vegas Aces 1 @
2021	Arizona	Aari McDonald	1	3	Atlanta Dream @
2017	Washington	Kelsey Plum	1	1	San Antonio Stars 1 @ Las Vegas Aces
	Washington	Chantel Osahor	2	21	Chicago Sky 1 @
2016	Washington	Talia Walton	3	29	Los Angeles Sparks 1 @
2011	Xavier	Amber Harris	1	4	Minnesota Lynx 1 #
	Xavier	Ta'Shia Phillips	1	8	Atlanta Dream 1 #
	TAMU/UAFA	Tanisha Smith	2	22	Seattle Storm #
	Colorado	Brittany Spears	2	19	Phoenix Mercury *
2009	Arkansas	Shameka Christon	1	5	New York Liberty S
2008	Arkansas	Lauren Ervin	3	37	Connecticut Sun 1 #
2006	Tulsa	Megan Moody	-	-	Houston Comets Free Agent #
2003	Tulsa	Allison Curtin	1	12	Houston Comets 1 # Traded to Detroit Shock
	Arkansas	Dana Cherry	2	23	Charlotte Stting S

\*- Signed but did not coach

!- At the school when player was drafted

@- Worked with player as a head coach

#- Worked with player as an assistant coach

S- Worked with player as other (GA, etc)

Arkansas women's basketball has been transformed into a nationally recognized program in just six short years thanks to head coach Mike Neighbors. During his time back home at his alma mater, Neighbors has guided his Hogs to the best six-year period of sustained success in program history with 120 wins and five postseason qualifications in that time. The proof of his success, and the success of his system, lies in the numbers - Neighbors has accumulated 218 wins during his 10 seasons as a head coach, the most of any Power 5 head coaches in 10 or fewer seasons, as well as one of only two NCAA Division I Head Coaches.

Entering his seventh season on the bench for Arkansas, the program is coming off its fifth consecutive winning season, four straight postseason appearance (would be five had the 2020 NCAA Tournament had not been cancelled due to the COVID-19 pandemic, as Arkansas was a lock to make the Big Dance) and third 20+ win season in the Neighbors' era.

In 2022-23, the Hogs started out the season 13-0, which was tied for the second-best start in program history. Going into Mid-December, the Hogs were ranked as high as No. 17 in the AP Poll. The Hogs won another SEC Tournament game in comeback fashion versus Missouri to make it to the quarterfinals and hold the best winning percentage in the SEC Tournament among all coaches in Arkansas history with an 8-6 record. Continuing into postseason, Arkansas became the automatic bid out of the SEC to the Postseason WNIT, making it to the Great 8, while being able to host three of its four games at Bud Walton Arena. Neighbors led the Hogs to two All-SEC selections, including Second Team choice Erynn Barnum, who was also on the Midseason Top 10 List for the Katrina McClain Award, as well as All-Freshman selection Saylor Poffenbarger, who broke a school record for five SEC Freshman of the Week accolades. The Hogs finished the season with 24 wins, which tied for the most in the Neighbors' era and matches the fourth most in a single season in program history. Additionally, four players averaged double digits in scoring, the most in the Southeastern Conference.

Prior to Arkansas, Neighbors guided Washington to four seasons of unprecedented success, highlighted by the 2016 NCAA Final Four and two NCAA Sweet 16 appearances. Neighbors was an assistant for the Huskies prior to this promotion and also has had stops at Xavier, Tulsa, Colorado and Arkansas as an assistant.

A native of Greenwood, Arkansas, Neighbors received his associate degree at the University of Arkansas - Fort Smith and his bachelor's degree from the University of Arkansas in 1993. Neighbors is married to Jayci Stone. He has four children, a daughter, Abby and three sons, Alec, Bowen and Barrett, as well as a granddaughter, Emzey.

## TIMELINE

- Bentonville HS Head Coach 1994-98
- Cabot HS Head Coach 1998-99
- Arkansas Director of Ops 1999-01
- Tulsa Univ. Assistant Coach 2001-05
- Univ. of Colorado Assistant Coach 2005-06
- Univ. of Arkansas Assistant Coach 2006-07
- Xavier Assistant Coach 2007-11
- Univ. of Washington Assistant Coach 2011-13
- Univ. of Washington Head Coach 2013-17
- Univ. of Arkansas Head Coach 2017-present

## COACHING DEVELOPMENT


Coach	w/Nabes	Now
Fred Castro	'14-16	HC Eastern Michigan
Adia Barnes	'14-15	HC Arizona
Adam Call	'14	AC George Washington
Morgan Valley	'16	AC UConn
Todd Schaefer	'16-Pres.	AHC Arkansas
Chelsea Dungee	'18-21	AC Troy
Evann Johnston	'18-22	Special Ast. to HC Arkansas

## NABES VS. ARKANSAS HISTORY


Category	NABES	All Others In Program History
Winning Record In SEC Play	2 Seasons	2 Seasons
SEC Tourney Finals	1	0
Top 5 Wins	2	2
Weeks Ranked in AP Top 25	39	63
Top 15 WBNA Draft Picks	2	1
McDonald's AAs Signed	8	1
WBCA AAs	1	1

**MORE NABES FACTS**

- **Movies:** His expansive movie collection includes digital, disk and VHS copies. Did you know he used to work at BlockBuster? On a related note, he also collects books that have been turned into movies.
- **Baseballs autographed by movie stars:** Ask him about this collection – talk about some good stories.
- **Lunch Boxes:** Coach collects tin lunch boxes that he carried to school and has them displayed in his home. His first lunch box had KISS on it.
- **Hamilton:** Nabes is a huge Hamilton fan, and routinely quotes the Broadway musical to players, fans and media alike.
- **Athens City Champion:** Coach stumbled upon a dart tournament while on a trip to Athens, Georgia. He joined in and was one of the two–man winning team.
- **Ask him about shoes, music, movies, guitars, bas–ketball nostalgia – just about anything!**



NEIGHBORS VERSUS ...		Georgia	1	7	New Orleans	1	0	TCU	0	1	
Abilene Christian	2	0	Grambling State	2	0	Northern Arizona	1	0	Tennessee	2	5
Alabama	5	2	Grand Canyon	1	0	Northwestern State	2	0	Tennessee Martin	1	0
Arizona State	2	6	Hartford	1	0	Notre Dame	0	1	Tennessee State	1	0
Arizona	6	0	Hawai'i	1	0	Oklahoma	1	2	Tennessee Tech	1	0
Arkansas State	3	0	Houston	2	0	Ole Miss	5	3	Texas A&M	4	8
Auburn	7	1	Idaho	1	0	Oral Roberts	5	0	Texas Tech	2	0
Baylor	1	0	Illinois	1	0	Oregon State	1	6	Troy	1	0
Belmont	2	0	Iowa State	0	1	Oregon	5	4	Tulsa	4	0
Boise State	1	0	Jackson State	2	0	Pennsylvania	1	0	UAB	1	0
BYU	1	0	Kansas	0	2	Pittsburgh	1	1	UAPB	3	1
California	5	4	Kansas State	2	0	Portland	3	1	UC Irvine	1	0
Central Arkansas	4	0	Kent State	1	0	Prairie View A&M	1	0	UC Riverside	2	0
Central Florida	0	1	Kentucky	3	5	Saint Mary's	0	1	UCLA	4	3
Charlotte	1	0	Lamar	1	0	Sam Houston	2	0	UIC	1	0
Charlotte	1	0	Little Rock	5	0	Samford	2	0	UIW	1	0
Colorado State	1	0	Louisiana–Monroe	3	0	San Diego State	2	0	USC	6	0
Colorado	9	0	Louisiana Tech	2	0	San Diego	1	0	USF	0	1
Connecticut	1	1	LSU	3	4	Santa Clara	1	0	Utah	7	4
Creighton	1	1	Marquette	0	1	Savannah State	1	0	UT–Arlington	2	0
CSUN	1	0	McNeese State	1	0	Seattle	4	0	UTEP	0	2
DePaul	0	1	Maryland	1	1	SFA	1	0	Vanderbilt	4	3
Eastern Washington	1	0	Miami	0	1	SMU	2	0	Wake Forest	1	0
Florida State	2	0	Mississippi State	3	6	South Carolina	1	10	Washington State	5	3
Florida	4	3	Missouri	11	4	South Dakota	2	0	Weber State	1	0
FGCU	1	0	Montana State	2	0	Stanford	3	5	Wisconsin	4	0
Fordham	1	0	Murray State	1	0	Stony Brook	1	0	Wright State	0	1
Fresno State	2	0	Nebraska	1	1	Syracuse	0	2	Yale	1	0
Furman	1	0	New Mexico State	1	0	Tarleton State	1	0	<b>TOTALS</b>	<b>230</b>	<b>121</b>







## 2023-24 Arkansas Women's Basketball Combined Team Statistics All games

Page 1/1  
as of Dec 31, 2023

### Game Records

Record	Overall	Home	Away	Neutral
ALL GAMES	12-3	7-2	2-0	3-1
CONFERENCE	0-0	0-0	0-0	0-0
NON-CONFERENCE	12-3	7-2	2-0	3-1

### Score by Periods

Team	1st	2nd	3rd	4th	OT	TOT
Arkansas	241	279	301	273	0	1094
Opponents	212	237	248	256	0	953

### Team Box Score

No.	Player	Total					3-Point		F-Throw		Rebounds				PF DQ A			TO BLK STL			PTS	AVG
		GP-GS	MIN	AVG	FG-FGA	FG%	3FG-3FGA	3FG%	FT-FTA	FT%	OFF	DEF	TOT	AVG	PF	DQ	A	TO	BLK	STL		
0	SCOTT, Taliah	15-15	541:10	36.1	116-272	.426	39-124	.315	74-90	.822	7	46	53	3.5	26	0	23	55	1	5	345	23.0
2	SPENCER, Samara	15-15	476:59	31.8	57-156	.365	20-66	.303	45-63	.714	5	54	59	3.9	20	1	46	35	3	18	179	11.9
4	POFFENBARGER, Saylor	15-15	468:05	31.2	55-155	.355	25-76	.329	23-35	.657	35	156	191	12.7	21	0	26	22	22	27	158	10.5
43	DANIELS, Makayla	15-15	484:33	32.3	54-121	.446	23-66	.348	25-44	.568	19	46	65	4.3	40	0	42	28	2	29	156	10.4
30	DAUDA, Maryam	15-15	411:38	27.4	42-91	.462	11-30	.367	29-38	.763	30	65	95	6.3	41	0	13	23	29	7	124	8.3
23	KEATS, Carly	15-0	228:44	15.2	22-74	.297	15-52	.288	8-10	.800	1	15	16	1.1	7	0	5	8	3	3	67	4.5
13	GOFORTH, Sasha	7-0	112:36	16.1	7-30	.233	0-10	.000	7-16	.438	8	11	19	2.7	6	0	2	6	13	6	21	3.0
34	LAWRENCE, Jenna	10-0	91:27	9.1	7-17	.412	3-11	.273	4-6	.667	5	11	16	1.6	11	0	1	2	5	4	21	2.1
55	ELLIS, Emrie	8-0	84:10	10.5	4-9	.444	3-4	.750	2-2	1.000	2	9	11	1.4	13	0	2	2	6	0	13	1.6
20	JOHNSON, Karley	4-0	29:12	7.3	1-6	.167	0-1	.000	1-4	.250	3	3	6	1.5	2	0	1	0	0	3	3	0.8
10	SÁNCHEZ CERQUEIRA, Cristina	11-0	61:31	5.6	3-14	.214	0-1	.000	1-2	.500	5	10	15	1.4	11	0	2	4	1	0	7	0.6
21	LINDSEY, Loren	1-0	03:36	3.6	0-0	.000	0-0	.000	0-0	.000	0	0	0	0.0	0	0	1	0	0	0	0	0.0
8	FRANKLIN, Bea	2-0	06:19	3.2	0-1	.000	0-0	.000	0-0	.000	1	0	1	0.5	1	0	0	0	0	0	0	0.0
Team											31	24	55				11					
<b>Total</b>		<b>15</b>	<b>3000</b>		<b>368-946</b>	<b>.389</b>	<b>139-441</b>	<b>.315</b>	<b>219-310</b>	<b>.706</b>	<b>152</b>	<b>450</b>	<b>602</b>	<b>40.1</b>	<b>199</b>	<b>1</b>	<b>164</b>	<b>196</b>	<b>85</b>	<b>102</b>	<b>1094</b>	<b>72.9</b>
<b>Opponents</b>		<b>15</b>	<b>3000</b>		<b>361-980</b>	<b>.368</b>	<b>91-318</b>	<b>.286</b>	<b>140-190</b>	<b>.737</b>	<b>176</b>	<b>451</b>	<b>627</b>	<b>41.8</b>	<b>281</b>	<b>4</b>	<b>183</b>	<b>228</b>	<b>47</b>	<b>104</b>	<b>953</b>	<b>63.5</b>

### Team Statistics

	ARK	OPP
<b>Scoring</b>	<b>1094</b>	<b>953</b>
Points per game	72.9	63.5
Scoring margin	+9.4	-
<b>Field goals-att</b>	<b>368-946</b>	<b>361-980</b>
Field goal pct	.389	.368
<b>3 point fg-att</b>	<b>139-441</b>	<b>91-318</b>
3-point FG pct	.315	.286
3-pt FG made per game	9.3	6.1
<b>Free throws-att</b>	<b>219-310</b>	<b>140-190</b>
Free throw pct	.706	.737
F-Throws made per game	14.6	9.3
<b>Rebounds</b>	<b>602</b>	<b>627</b>
Rebounds per game	40.1	41.8
Rebounding margin	-1.7	-
<b>Assists</b>	<b>164</b>	<b>183</b>
Assists per game	10.9	12.2
<b>Turnovers</b>	<b>196</b>	<b>228</b>
Turnovers per game	13.1	15.2
Turnover margin	+2.1	-
Assist/turnover ratio	0.8	0.8
<b>Steals</b>	<b>102</b>	<b>104</b>
Steals per game	6.8	6.9
<b>Blocks</b>	<b>85</b>	<b>47</b>
Blocks per game	5.7	3.1
<b>Winning streak</b>	<b>4</b>	<b>-</b>
Home win streak	2	-
<b>Attendance</b>	<b>36581</b>	<b>5424</b>
Home games-Avg/Game	9-4065	2-2712
Neutral site-Avg/Game	-	4-412

### Team Results

Date	Opponent		Score	Att.
11/07/2023	ULM	W	81-76	2630
11/10/2023	Murray St.	W	82-79	11026
11/14/2023	Little Rock	W	77-36	2608
11/17/2023	at Arkansas St.	W	82-67	3208
11/20/2023	Central Ark.	W	81-67	4194
11/24/2023	vs Wisconsin	W	65-62	654
11/25/2023	vs Marquette	L	58-74	227
11/30/2023	at Florida St.	W	71-58	2216
12/03/2023	UCLA	L	66-81	4261
12/07/2023	Louisiana Tech	W	100-60	2599
12/10/2023	Ark.-Pine Bluff	L	70-74	3330
12/16/2023	Samford	W	68-54	2513
12/20/2023	vs Illinois	W	60-59	313
12/21/2023	vs UIC	W	66-58	452
12/31/2023	UIW	W	67-48	3420





## 2023-24 Arkansas Women's Basketball Team High/Low Analysis All games

### Arkansas - Game Highs

<b>POINTS</b>	100	Louisiana Tech (12/07/2023)
	82	at Arkansas St. (11/17/2023)
	82	Murray St. (11/10/2023)
	81	Central Ark. (11/20/2023)
	81	ULM (11/07/2023)
<b>FIELD GOALS MADE</b>	36	Louisiana Tech (12/07/2023)
	30	at Arkansas St. (11/17/2023)
	30	Murray St. (11/10/2023)
<b>FIELD GOAL ATTEMPTS</b>	79	at Florida St. (11/30/2023)
	70	vs Wisconsin (N) (11/24/2023)
<b>FIELD GOAL PERCENTAGE</b>	.554 (36-65)	Louisiana Tech (12/07/2023)
	.476 (30-63)	at Arkansas St. (11/17/2023)
<b>3 PT FG MADE</b>	14	Louisiana Tech (12/07/2023)
	13	Ark.-Pine Bluff (12/10/2023)
	13	at Florida St. (11/30/2023)
<b>3 PT FG ATTEMPTS</b>	41	at Florida St. (11/30/2023)
	41	vs Wisconsin (N) (11/24/2023)
<b>3 PT FG PERCENTAGE</b>	.500 (14-28)	Louisiana Tech (12/07/2023)
	.407 (11-27)	vs UIC (N) (12/21/2023)
<b>FREE THROWS MADE</b>	28	ULM (11/07/2023)
	20	Samford (12/16/2023)
	20	Central Ark. (11/20/2023)
<b>FREE THROW ATTEMPTS</b>	44	ULM (11/07/2023)
	29	Samford (12/16/2023)
<b>FREE THROW PERCENTAGE</b>	1.000 (12-12)	at Arkansas St. (11/17/2023)
	.850 (17-20)	UIW (12/31/2023)
<b>REBOUNDS</b>	57	ULM (11/07/2023)
	51	at Florida St. (11/30/2023)
<b>ASSISTS</b>	19	Louisiana Tech (12/07/2023)
	16	at Arkansas St. (11/17/2023)
<b>STEALS</b>	13	Louisiana Tech (12/07/2023)
	11	UCLA (12/03/2023)
<b>BLOCKED SHOTS</b>	9	at Florida St. (11/30/2023)
	8	Ark.-Pine Bluff (12/10/2023)
	8	Little Rock (11/14/2023)
	8	Murray St. (11/10/2023)
<b>TURNOVERS</b>	18	Murray St. (11/10/2023)
	17	Ark.-Pine Bluff (12/10/2023)
<b>FOULS</b>	16	vs Illinois (N) (12/20/2023)
	16	Ark.-Pine Bluff (12/10/2023)
	16	vs Marquette (N) (11/25/2023)



## 2023-24 Arkansas Women's Basketball Team High/Low Analysis All games

### Arkansas - Game Lows

<b>POINTS</b>	58	vs Marquette (N) (11/25/2023)
	60	vs Illinois (N) (12/20/2023)
	65	vs Wisconsin (N) (11/24/2023)
	66	vs UIC (N) (12/21/2023)
	66	UCLA (12/03/2023)
<b>FIELD GOALS MADE</b>	18	vs Marquette (N) (11/25/2023)
	21	UIW (12/31/2023)
	21	Samford (12/16/2023)
	21	UCLA (12/03/2023)
	21	vs Wisconsin (N) (11/24/2023)
<b>FIELD GOAL ATTEMPTS</b>	54	UIW (12/31/2023)
	54	vs Marquette (N) (11/25/2023)
<b>FIELD GOAL PERCENTAGE</b>	.300 (21-70)	vs Wisconsin (N) (11/24/2023)
	.316 (25-79)	at Florida St. (11/30/2023)
<b>3 PT FG MADE</b>	4	vs Illinois (N) (12/20/2023)
	5	ULM (11/07/2023)
<b>3 PT FG ATTEMPTS</b>	23	vs Illinois (N) (12/20/2023)
	24	UCLA (12/03/2023)
	24	Central Ark. (11/20/2023)
<b>3 PT FG PERCENTAGE</b>	.167 (5-30)	ULM (11/07/2023)
	.174 (4-23)	vs Illinois (N) (12/20/2023)
<b>FREE THROWS MADE</b>	8	vs Illinois (N) (12/20/2023)
	8	at Florida St. (11/30/2023)
<b>FREE THROW ATTEMPTS</b>	11	at Florida St. (11/30/2023)
	12	at Arkansas St. (11/17/2023)
<b>FREE THROW PERCENTAGE</b>	.500 (8-16)	vs Illinois (N) (12/20/2023)
	.538 (14-26)	Louisiana Tech (12/07/2023)
<b>REBOUNDS</b>	26	UCLA (12/03/2023)
	32	vs UIC (N) (12/21/2023)
	32	vs Marquette (N) (11/25/2023)
	32	Central Ark. (11/20/2023)
<b>ASSISTS</b>	5	ULM (11/07/2023)
	7	UCLA (12/03/2023)
<b>STEALS</b>	3	vs Marquette (N) (11/25/2023)
	4	vs Illinois (N) (12/20/2023)
	4	at Florida St. (11/30/2023)
	4	at Arkansas St. (11/17/2023)
	4	Murray St. (11/10/2023)
<b>BLOCKED SHOTS</b>	2	Louisiana Tech (12/07/2023)
	3	Central Ark. (11/20/2023)
	3	at Arkansas St. (11/17/2023)
<b>TURNOVERS</b>	8	Little Rock (11/14/2023)
	9	at Florida St. (11/30/2023)
<b>FOULS</b>	7	Little Rock (11/14/2023)
	11	Samford (12/16/2023)
	11	Louisiana Tech (12/07/2023)



## 2023-24 Arkansas Women's Basketball Category Leaders All games

### Points

##	Player	G	Pts	Pts/G
0	Scott, Taliah	15	345	23.0
2	Spencer, Samara	15	179	11.9
4	Poffenbarger, Saylor	15	158	10.5
43	Daniels, Makayla	15	156	10.4
30	Dauda, Maryam	15	124	8.3
23	Keats, Carly	15	67	4.5
13	Goforth, Sasha	7	21	3.0
34	Lawrence, Jenna	10	21	2.1
55	Ellis, Emrie	8	13	1.6
10	Sánchez Cerqueira, Cristina	11	7	0.6
20	Johnson, Karley	4	3	0.8

### Scoring Average

##	Player	G	Pts	Pts/G
0	Scott, Taliah	15	345	23.0
2	Spencer, Samara	15	179	11.9
4	Poffenbarger, Saylor	15	158	10.5
43	Daniels, Makayla	15	156	10.4
30	Dauda, Maryam	15	124	8.3
23	Keats, Carly	15	67	4.5
13	Goforth, Sasha	7	21	3.0
34	Lawrence, Jenna	10	21	2.1
55	Ellis, Emrie	8	13	1.6
20	Johnson, Karley	4	3	0.8
10	Sánchez Cerqueira, Cristina	11	7	0.6

### Field Goal Percentage

##	Player	FG	Att	Pct
30	Dauda, Maryam	42	91	.462
43	Daniels, Makayla	54	121	.446
55	Ellis, Emrie	4	9	.444
0	Scott, Taliah	116	272	.426
34	Lawrence, Jenna	7	17	.412
2	Spencer, Samara	57	156	.365
4	Poffenbarger, Saylor	55	155	.355
23	Keats, Carly	22	74	.297
13	Goforth, Sasha	7	30	.233
10	Sánchez Cerqueira, Cristina	3	14	.214
20	Johnson, Karley	1	6	.167

### Field Goal Attempts

##	Player	G	Att	Att/G
0	Scott, Taliah	15	272	18.1
2	Spencer, Samara	15	156	10.4
4	Poffenbarger, Saylor	15	155	10.3
43	Daniels, Makayla	15	121	8.1
30	Dauda, Maryam	15	91	6.1

### Field Goals Made

##	Player	G	Made	Made/G
0	Scott, Taliah	15	116	7.7
2	Spencer, Samara	15	57	3.8
4	Poffenbarger, Saylor	15	55	3.7
43	Daniels, Makayla	15	54	3.6
30	Dauda, Maryam	15	42	2.8

### 3-Point FG Percentage

##	Player	3FG	Att	Pct
55	Ellis, Emrie	3	4	.750
30	Dauda, Maryam	11	30	.367
43	Daniels, Makayla	23	66	.348
4	Poffenbarger, Saylor	25	76	.329
0	Scott, Taliah	39	124	.315
2	Spencer, Samara	20	66	.303
23	Keats, Carly	15	52	.288
34	Lawrence, Jenna	3	11	.273

### 3-Point FG Attempts

##	Player	G	Att	Att/G
0	Scott, Taliah	15	124	8.3
4	Poffenbarger, Saylor	15	76	5.1
2	Spencer, Samara	15	66	4.4
43	Daniels, Makayla	15	66	4.4
23	Keats, Carly	15	52	3.5

### 3-Point FG Made

##	Player	G	Made	Made/G
0	Scott, Taliah	15	39	2.6
4	Poffenbarger, Saylor	15	25	1.7
43	Daniels, Makayla	15	23	1.5
2	Spencer, Samara	15	20	1.3
23	Keats, Carly	15	15	1.0



## 2023-24 Arkansas Women's Basketball Category Leaders All games

Page 2/3  
as of Jan 02, 2024

### Free Throw Percentage

##	Player	Made	Att	Pct
55	Ellis, Emrie	2	2	1.000
0	Scott, Taliah	74	90	.822
23	Keats, Carly	8	10	.800
30	Dauda, Maryam	29	38	.763
2	Spencer, Samara	45	63	.714
34	Lawrence, Jenna	4	6	.667
4	Poffenbarger, Saylor	23	35	.657
43	Daniels, Makayla	25	44	.568
10	Sánchez Cerqueira, Cristina	1	2	.500
13	Goforth, Sasha	7	16	.438
20	Johnson, Karley	1	4	.250

### Free Throw Attempts

##	Player	G	Att	Att/G
0	Scott, Taliah	15	90	6.0
2	Spencer, Samara	15	63	4.2
43	Daniels, Makayla	15	44	2.9
30	Dauda, Maryam	15	38	2.5
4	Poffenbarger, Saylor	15	35	2.3

### Free Throws Made

##	Player	G	Made	Made/G
0	Scott, Taliah	15	74	4.9
2	Spencer, Samara	15	45	3.0
30	Dauda, Maryam	15	29	1.9
43	Daniels, Makayla	15	25	1.7
4	Poffenbarger, Saylor	15	23	1.5

### Rebounds

##	Player	G	Reb	Reb/G
4	Poffenbarger, Saylor	15	191	12.7
30	Dauda, Maryam	15	95	6.3
43	Daniels, Makayla	15	65	4.3
2	Spencer, Samara	15	59	3.9
0	Scott, Taliah	15	53	3.5

### Assists

##	Player	G	Ast	Ast/G
2	Spencer, Samara	15	46	3.1
43	Daniels, Makayla	15	42	2.8
4	Poffenbarger, Saylor	15	26	1.7
0	Scott, Taliah	15	23	1.5
30	Dauda, Maryam	15	13	0.9

### Rebounds Average

##	Player	G	Reb	Reb/G
4	Poffenbarger, Saylor	15	191	12.7
30	Dauda, Maryam	15	95	6.3
43	Daniels, Makayla	15	65	4.3
2	Spencer, Samara	15	59	3.9
0	Scott, Taliah	15	53	3.5

### Steals

##	Player	G	Stl	Stl/G
43	Daniels, Makayla	15	29	1.9
4	Poffenbarger, Saylor	15	27	1.8
2	Spencer, Samara	15	18	1.2
30	Dauda, Maryam	15	7	0.5
13	Goforth, Sasha	7	6	0.9

### Offensive Rebounds

##	Player	G	OReb	OReb/G
4	Poffenbarger, Saylor	15	35	2.3
30	Dauda, Maryam	15	30	2.0
43	Daniels, Makayla	15	19	1.3
13	Goforth, Sasha	7	8	1.1
0	Scott, Taliah	15	7	0.5

### Blocked Shots

##	Player	G	Blk	Blk/G
30	Dauda, Maryam	15	29	1.9
4	Poffenbarger, Saylor	15	22	1.5
13	Goforth, Sasha	7	13	1.9
55	Ellis, Emrie	8	6	0.8
34	Lawrence, Jenna	10	5	0.5

### Defensive Rebounds

##	Player	G	DReb	DReb/G
4	Poffenbarger, Saylor	15	156	10.4
30	Dauda, Maryam	15	65	4.3
2	Spencer, Samara	15	54	3.6
0	Scott, Taliah	15	46	3.1
43	Daniels, Makayla	15	46	3.1

### Minutes

##	Player	G	Min	Min/G
0	Scott, Taliah	15	541	36:05
43	Daniels, Makayla	15	485	32:18
2	Spencer, Samara	15	477	31:48
4	Poffenbarger, Saylor	15	468	31:12
30	Dauda, Maryam	15	412	27:27

### Fouls

##	Player	G	PF	PF/G
30	Dauda, Maryam	15	41	2.7
43	Daniels, Makayla	15	40	2.7
0	Scott, Taliah	15	26	1.7
4	Poffenbarger, Saylor	15	21	1.4
2	Spencer, Samara	15	20	1.3

### Turnovers

##	Player	G	TO	TO/G
0	Scott, Taliah	15	55	3.7
2	Spencer, Samara	15	35	2.3
43	Daniels, Makayla	15	28	1.9
30	Dauda, Maryam	15	23	1.5
4	Poffenbarger, Saylor	15	22	1.5

### Foul Outs

##	Player	G	FO
2	Spencer, Samara	15	1





## 2023-24 Arkansas Women's Basketball Points-rebounds-assists All games

Opponent	Date	Score	W/L	0	2	4	8	10	13	20	21	23	30	34
				SCOTT, TALI	SPENCER, SA	POFFENBARG	FRANKLIN, B	SÁNCHEZ CE	GOFORTH, SA	JOHNSON, KA	LINDSEY, LO	KEATS, CARL	DAUDA, MARY	LAWRENCE, J
ULM	11/07/2023	81-76	W	29-6-1	16-8-2	7-21-1	DNP	0-2-0	4-7-0	DNP	DNP	4-0-0	4-7-0	DNP
Murray St.	11/10/2023	82-79	W	25-3-1	11-5-7	10-12-3	DNP	0-2-1	9-2-0	DNP	DNP	9-0-0	3-8-0	0-1-0
Little Rock	11/14/2023	77-36	W	18-3-0	6-2-5	12-8-1	DNP	1-2-0	2-4-0	1-2-0	0-0-1	14-4-0	15-7-0	3-3-1
at Arkansas St.	11/17/2023	82-67	W	34-5-2	9-3-3	9-14-4	DNP	DNP	2-2-1	DNP	DNP	3-1-1	11-9-2	DNP
Central Ark.	11/20/2023	81-67	W	17-4-3	16-2-1	17-6-0	DNP	0-0-1	17-6-0	DNP	DNP	0-2-0	14-8-1	0-1-0
vs Wisconsin	11/24/2023	65-62	W	18-5-1	13-6-2	4-10-2	DNP	DNP	0-0-0	DNP	DNP	4-2-0	4-11-3	DNP
vs Marquette	11/25/2023	58-74	L	21-3-0	8-2-3	13-7-2	DNP	2-1-0	0-2-0	0-2-0	DNP	9-0-0	2-4-1	0-0-0
at Florida St.	11/30/2023	71-58	W	24-4-2	15-1-6	13-23-2	DNP	DNP	DNP	DNP	DNP	3-1-0	6-6-0	DNP
UCLA	12/03/2023	66-81	L	23-2-1	2-2-1	12-7-0	DNP	0-1-0	DNP	DNP	DNP	2-1-1	14-2-2	0-0-0
Louisiana Tech	12/07/2023	100-60	W	29-2-1	20-8-6	12-11-2	0-1-0	0-2-0	DNP	0-2-1	DNP	8-2-1	9-3-0	10-1-0
Ark.-Pine Bluff	12/10/2023	70-74	L	31-6-2	4-8-1	13-10-3	DNP	0-1-0	DNP	DNP	DNP	0-0-1	6-4-0	DNP
Samford	12/16/2023	68-54	W	9-0-2	20-5-4	2-13-1	DNP	2-1-0	DNP	DNP	DNP	7-0-0	11-9-0	3-5-0
vs Illinois	12/20/2023	60-59	W	17-1-1	17-4-1	8-19-2	DNP	0-0-0	DNP	DNP	DNP	2-0-0	9-4-0	2-2-0
vs UIC	12/21/2023	66-58	W	26-6-2	13-0-2	17-11-1	DNP	DNP	DNP	DNP	DNP	2-2-0	3-8-3	3-1-0
UIW	12/31/2023	67-48	W	24-3-4	9-3-2	9-19-2	0-0-0	2-3-0	DNP	2-0-0	DNP	0-1-1	13-5-1	0-2-0

Opponent	Date	Score	W/L	43	55
				DANIELS, MA	ELLIS, EMRI
ULM	11/07/2023	81-76	W	17-2-1	DNP
Murray St.	11/10/2023	82-79	W	15-6-1	DNP
Little Rock	11/14/2023	77-36	W	3-5-3	2-4-0
at Arkansas St.	11/17/2023	82-67	W	8-4-2	6-0-1
Central Ark.	11/20/2023	81-67	W	11-3-4	2-2-0
vs Wisconsin	11/24/2023	65-62	W	22-8-3	0-1-0
vs Marquette	11/25/2023	58-74	L	3-5-6	0-0-0
at Florida St.	11/30/2023	71-58	W	10-6-2	0-2-0
UCLA	12/03/2023	66-81	L	10-3-2	3-1-0
Louisiana Tech	12/07/2023	100-60	W	12-6-7	0-1-1
Ark.-Pine Bluff	12/10/2023	70-74	L	16-4-4	DNP
Samford	12/16/2023	68-54	W	14-3-2	DNP
vs Illinois	12/20/2023	60-59	W	5-3-4	DNP
vs UIC	12/21/2023	66-58	W	2-2-0	DNP
UIW	12/31/2023	67-48	W	8-5-1	DNP

## 2023-24 SPECIALTY STATS (ARKANSAS/OPPONENT)

Opponent	Result	Pts Off TO	Pts in Paint	2nd Chance	Fast Break	Bench	Ties	Lead Chng	Ark Largest Lead	Best Ark		Opp Best Run	Ark Led	Opp Led				
										Run	Opp Largest Lead							
vs. ULM	W, 81-76	15 / 19	38 / 40	6 / 2	15 / 24	8 / 14	8	6	14	5:42	4th	9-0	5	6:05	1st	8-0	29:37	6:27
vs. Murray State	W, 82-79	12 / 30	44 / 28	4 / 9	20 / 14	18 / 43	4	3	24	7:22	3rd	11-0	5	2:02	1st	9-0	30:52	4:57
vs. Little Rock	W, 77-36	18 / 6	36 / 16	14 / 5	12 / 3	23 / 6	1	1	43	5:31	4th	15-0	2	9:30	1st	4-0	37:15	1:49
at Arkansas State	W, 82-67	13 / 11	28 / 26	16 / 14	10 / 2	11 / 8	4	11	21	0:02	3rd	10-0	6	3:49	1st	9-0	28:12	6:59
vs. Central Arkansas	W, 81-67	20 / 12	24 / 24	14 / 9	9 / 9	6 / 25	1	0	20	2:59	2nd	9-0	0	10:00	1st	12-0	38:57	0:00
vs. Wisconsin	W, 65-62	15 / 4	12 / 24	19 / 9	14 / 8	4 / 13	6	5	11	4:46	2nd	11-0	10	9:40	3rd	14-0	13:26	19:55
vs. Maquette	L, 74-58	12 / 18	14 / 36	6 / 9	16 / 15	11 / 10	0	0	0	10:00	1st	8-0	28	6:28	4th	10-0	0:00	39:15
at #15 Florida State	W, 71-58	14 / 7	20 / 24	7 / 5	9 / 7	3 / 11	3	7	23	8:36	4th	14-0	8	3:40	2nd	8-0	21:34	16:32
vs. #2 UCLA	L, 81-66	13 / 20	22 / 40	10 / 20	7 / 19	5 / 28	0	1	6	8:39	1st	15-0	30	0:35	3rd	15-0	3:31	35:59
vs. LA Tech	W, 100-60	13 / 8	42 / 28	12 / 1	17 / 9	18 / 25	0	0	44	6:44	4th	22-0	0	10:00	1st	7-0	7:25	0:00
vs. UAPB	L, 74-70	12 / 18	18 / 36	11 / 35	15 / 15	0 / 22	5	8	12	2:25	2nd	9-0	4	4:46	4th	7-0	23:20	10:32
vs. Samford	W, 68-54	16 / 19	28 / 12	12 / 4	7 / 10	12 / 0	4	2	17	0:31	4th	10-0	3	5:47	2nd	6-0	33:20	3:20
vs. Illinois	W, 60-59	5 / 11	26 / 32	10 / 13	2 / 5	4 / 11	5	12	7	8:31	1st	8-0	5	6:15	3rd	7-0	21:12	16:36
vs. UIC	W, 66-58	8 / 13	12 / 36	5 / 8	5 / 13	5 / 22	2	3	14	4:44	4th	11-0	3	7:24	1st	6-0	35:38	3:42
vs. UIW	W, 67-48	16 / 9	20 / 18	9 / 11	9 / 5	4 / 20	0	4	21	1:31	4th	10-0	6	6:10	1st	7-0	36:44	3:02



## 2023-24 Arkansas Women's Basketball Player Highs Analysis All games

### Arkansas - Individual Game Highs

<b>POINTS</b>	34		Taliah Scott at Arkansas St. (11/17/2023)
	31		Taliah Scott vs Ark.-Pine Bluff (12/10/2023)
	29		Taliah Scott vs Louisiana Tech (12/07/2023)
	29		Taliah Scott vs ULM (11/07/2023)
	26		Taliah Scott vs UIC (N) (12/21/2023)
<b>FIELD GOALS MADE</b>	12		Taliah Scott vs Louisiana Tech (12/07/2023)
	12		Taliah Scott at Arkansas St. (11/17/2023)
<b>FIELD GOAL ATTEMPTS</b>	24		Taliah Scott vs UIC (N) (12/21/2023)
	21		Taliah Scott vs UCLA (12/03/2023)
	21		Taliah Scott at Florida St. (11/30/2023)
	21		Taliah Scott at Arkansas St. (11/17/2023)
<b>FIELD GOAL PERCENTAGE (min 5 made)</b>	.857	(6-7)	Saylor Poffenbarger vs UIC (N) (12/21/2023)
	.750	(12-16)	Taliah Scott vs Louisiana Tech (12/07/2023)
<b>3 PT FG MADE</b>	6		Taliah Scott vs UIC (N) (12/21/2023)
	6		Taliah Scott vs Ark.-Pine Bluff (12/10/2023)
<b>3 PT FG ATTEMPTS</b>	14		Taliah Scott vs Ark.-Pine Bluff (12/10/2023)
	13		Taliah Scott at Florida St. (11/30/2023)
<b>3 PT FG PERCENTAGE (min 2 made)</b>	1.000	(2-2)	Emrie Ellis at Arkansas St. (11/17/2023)
	.750	(3-4)	Saylor Poffenbarger vs Central Ark. (11/20/2023)
<b>FREE THROWS MADE</b>	10		Samara Spencer vs ULM (11/07/2023)
	9		Taliah Scott at Arkansas St. (11/17/2023)
	9		Taliah Scott vs ULM (11/07/2023)
<b>FREE THROW ATTEMPTS</b>	13		Taliah Scott vs ULM (11/07/2023)
	12		Samara Spencer vs ULM (11/07/2023)
<b>FREE THROW PERCENTAGE (min 3 made)</b>	1.000	(9-9)	Taliah Scott at Arkansas St. (11/17/2023)
	1.000	(7-7)	Taliah Scott vs Murray St. (11/10/2023)
	1.000	(6-6)	Maryam Dauda vs Samford (12/16/2023)
	1.000	(5-5)	Maryam Dauda vs UIW (12/31/2023)
	1.000	(4-4)	Saylor Poffenbarger vs UIW (12/31/2023)
	1.000	(4-4)	Taliah Scott vs UIW (12/31/2023)
	1.000	(4-4)	Taliah Scott at Florida St. (11/30/2023)
	1.000	(4-4)	Samara Spencer vs Central Ark. (11/20/2023)
	1.000	(4-4)	Saylor Poffenbarger vs Little Rock (11/14/2023)
	1.000	(3-3)	Saylor Poffenbarger vs UIC (N) (12/21/2023)
	1.000	(3-3)	Taliah Scott vs Central Ark. (11/20/2023)
1.000	(3-3)	Samara Spencer at Arkansas St. (11/17/2023)	
<b>REBOUNDS</b>	23		Saylor Poffenbarger at Florida St. (11/30/2023)
	21		Saylor Poffenbarger vs ULM (11/07/2023)
<b>ASSISTS</b>	7		Makayla Daniels vs Louisiana Tech (12/07/2023)
	7		Samara Spencer vs Murray St. (11/10/2023)
<b>STEALS</b>	5		Saylor Poffenbarger vs UIC (N) (12/21/2023)
	5		Saylor Poffenbarger vs Louisiana Tech (12/07/2023)
<b>BLOCKED SHOTS</b>	5		Saylor Poffenbarger vs Ark.-Pine Bluff (12/10/2023)
	4		Maryam Dauda vs UIW (12/31/2023)
	4		Sasha Goforth vs Little Rock (11/14/2023)
<b>TURNOVERS</b>	9		Taliah Scott at Arkansas St. (11/17/2023)
	7		Taliah Scott vs UIW (12/31/2023)
	7		Taliah Scott vs Ark.-Pine Bluff (12/10/2023)
<b>FOULS</b>	5		Samara Spencer vs Ark.-Pine Bluff (12/10/2023)
	4		Makayla Daniels vs UIW (12/31/2023)
	4		Makayla Daniels vs UIC (N) (12/21/2023)
	4		Maryam Dauda vs UIC (N) (12/21/2023)
	4		Maryam Dauda vs Illinois (N) (12/20/2023)
	4		Maryam Dauda at Florida St. (11/30/2023)
	4		Makayla Daniels vs Marquette (N) (11/25/2023)
	4		Maryam Dauda vs Wisconsin (N) (11/24/2023)
	4		Emrie Ellis at Arkansas St. (11/17/2023)
	4		Makayla Daniels vs Murray St. (11/10/2023)
	4		Makayla Daniels vs ULM (11/07/2023)



## 0 Taliah Scott | Fr. | 5-9 | G | Orange Park, Fla. (St. Johns Country Day School)

### SCOTT BENCHMARK STATS

Points	34	at A-State	11-17-23
FG Made	12	vs. LA Tech	12-7-23*
FG Att	24	vs. UIC	12-21-23
3FG Made	6	vvs. UIC	12-21-23*
3FG Att	14	vs. UAPB	12-10-23
FT Made	9	at A-State	11-17-23*
FT Att	13	vs. ULM	11-7-23
Off. Reb.	2	vs. UAPB	12-10-23*
Def. Reb.	6	vs. UIC	12-21-23
Rebounds	6	vs. UIC	12-21-23*
Assists	4	vs. UIW	12-31-23
Blocks	1	vs. Samford	12-16-23
Steals	1	vs. Samford	12-16-23
Minutes	40	vs. UIC	12-21-23*

SEASON HIGHS

Points	34	at A-State	11-17-23
FG Made	12	vs. LA Tech	12-7-23*
FG Att	24	vs. UIC	12-21-23
3FG Made	6	vvs. UIC	12-21-23*
3FG Att	14	vs. UAPB	12-10-23
FT Made	9	at A-State	11-17-23*
FT Att	13	vs. ULM	11-7-23
Off. Reb.	2	vs. UAPB	12-10-23*
Def. Reb.	6	vs. UIC	12-21-23
Rebounds	6	vs. UIC	12-21-23*
Assists	4	vs. UIW	12-31-23
Blocks	1	vs. Samford	12-16-23
Steals	1	vs. Samford	12-16-23
Minutes	40	vs. UIC	12-21-23*

CAREER HIGHS

N/A

SEC HIGHS

### GAME NOTES

- Registered game-high 24 points w/ three rebounds and four assists vs. UIW
- Named to West Palm Beach Classic All-Tournament Team, averaging 21.5 PPG vs. Illinois and UIC
- Matched program record of five SEC Freshman of the Week awards just seven weeks into the season
- Paces SEC in scoring (23.0), field goal makes (11.6), free throw makes (7.4) and minutes/gm (36.1)
- In NCAA, second in points (345), only trailing Caitlin Clark, third in free throw makes, 3-point at-tempts & field goal attempts, fourth in field goals made & free throw attempts & eighth in points/game
- Her 345 points is higher than Kelsey Plum (281) & Chelsea Dungee (263) through their first 15 games
- No. 11 ranked player in the 2023 HoopGurlz Recruiting Rankings - ESPNW 100 and five-star prospect
- McDonald's All-American, Gatorade Florida Girls Basketball Player of the Year & Florida Dairy Farmers Miss Basketball
- Finished high school with 2,735 points, which is third most points by a NE Florida girls basketball player
- Led the country in scoring for the majority of the year during her senior year with an incredible 36.2 points, 9.2 rebounds, 4.8 assists and 3.0 steals per game at St. Johns Country Day

### FASTBREAK WITH TALIAH SCOTT

- Daughter of Derrick and Marika Scott
- Her dad played basketball at UNF
- Majoring in psychology
- Was nine when she started playing basketball and seeing her brother play inspired her to do so, while she was doing gymnastics at the time
- Shot her first 3-pointer ever at an Orlando Magic game family shooting contest
- Dedicating this season to her best friend, Mike, who passed away a couple years ago

### #0 SCOTT, Taliah

Opponent	Date	GS	MIN	Total		3-Pointers		Free throws		Rebounds					PF	A	TO	BLK	STL	PTS	AVG
				FG-FGA	PCT	3FG-3FGA	PCT	FT-FTA	PCT	OFF	DEF	TOT	AVG								
ULM	11/07/2023	*	32:13	9-20	.450	2-8	.250	9-13	.692	1	5	6	6.0	2	1	2	0	0	29	29.0	
Murray St.	11/10/2023	*	34:30	9-20	.450	0-4	.000	7-7	1.000	0	3	3	4.5	0	1	5	0	0	25	27.0	
Little Rock	11/14/2023	*	28:50	6-11	.545	1-4	.250	5-6	.833	1	2	3	4.0	1	0	4	0	0	18	24.0	
at Arkansas St.	11/17/2023	*	40:00	12-21	.571	1-9	.111	9-9	1.000	2	3	5	4.3	2	2	9	0	1	34	26.5	
Central Ark.	11/20/2023	*	35:55	7-17	.412	0-3	.000	3-3	1.000	0	4	4	4.2	2	3	3	0	0	17	24.6	
vs Wisconsin	11/24/2023	*	37:56	6-20	.300	4-12	.333	2-2	1.000	0	5	5	4.3	1	1	1	0	1	18	23.5	
vs Marquette	11/25/2023	*	35:09	6-14	.429	2-7	.286	7-8	.875	0	3	3	4.1	3	0	2	0	0	21	23.1	
at Florida St.	11/30/2023	*	33:56	8-21	.381	4-13	.308	4-4	1.000	0	4	4	4.1	2	2	2	0	0	24	23.3	
UCLA	12/03/2023	*	38:55	6-21	.286	3-7	.429	8-9	.889	0	2	2	3.9	1	1	4	0	1	23	23.2	
Louisiana Tech	12/07/2023	*	31:00	12-16	.750	5-8	.625	0-4	.000	0	2	2	3.7	1	1	3	0	1	29	23.8	
Ark.-Pine Bluff	12/10/2023	*	40:00	9-20	.450	6-14	.429	7-8	.875	2	4	6	3.9	3	2	7	0	0	31	24.5	
Samford	12/16/2023	*	36:54	2-12	.167	0-5	.000	5-9	.556	0	0	0	3.6	2	2	3	1	1	9	23.2	
vs Illinois	12/20/2023	*	37:55	7-15	.467	1-6	.167	2-2	1.000	1	0	1	3.4	3	1	3	0	0	17	22.7	
vs UIC	12/21/2023	*	40:00	9-24	.375	6-12	.500	2-2	1.000	0	6	6	3.6	2	2	0	0	0	26	22.9	
UIW	12/31/2023	*	37:56	8-20	.400	4-12	.333	4-4	1.000	0	3	3	3.5	1	4	7	0	0	24	23.0	
<b>Totals</b>			<b>15</b>	<b>541:10</b>	<b>116-272</b>	<b>.426</b>	<b>39-124</b>	<b>.315</b>	<b>74-90</b>	<b>.822</b>	<b>7</b>	<b>46</b>	<b>53</b>	<b>3.5</b>	<b>26</b>	<b>23</b>	<b>55</b>	<b>1</b>	<b>5</b>	<b>345</b>	<b>23.0</b>

### Player Averages

Games Played	Minutes/game	Points/game	FG Pct	3FG Pct	FT Pct	Rebounds/game	Assists/game	Turnovers/game	Assist/Turnover ratio	Steals/game	Blocks/game
15	36.1	23.0	42.6	31.5	82.2	3.5	1.5	3.7	0.4	0.3	0.1

Stat	23-24	Career
Double Figure Pts	14	14
Double Figure Rebs	-	-
Double-Doubles	-	-
5+ Assists	-	-
3+ Blocks	-	-
3+ Steals	-	-
Led Team in Pts	13	13
Led Team in Reb	-	-
20+ Points	10	10
30+ Points	2	2

NOTABLES

\* Most Recent

### CAREER STATISTICS

SEASON	TEAM	GP-GS	MIN/AVG	Field Goals		3-Point		F-Throws		Rebounds				Scoring						
				FG-FGA	FG%	3FG-3FGA	3FG%	FT-FTA	FT%	OFF	DEF	TOT	AVG	PF-FO	A	TO	BLK	STL	PTS	AVG
2023-24	Ark	15-15	541/36.1	116-272	.426	39-124	.315	74-90	.822	7	46	53	3.5	26-0	23	55	1	5	345	23.0
<b>TOTAL</b>		<b>15-15</b>	<b>541/36.1</b>	<b>116-272</b>	<b>.426</b>	<b>39-124</b>	<b>.315</b>	<b>74-90</b>	<b>.822</b>	<b>7</b>	<b>46</b>	<b>53</b>	<b>3.5</b>	<b>26-0</b>	<b>23</b>	<b>55</b>	<b>1</b>	<b>5</b>	<b>345</b>	<b>23.0</b>





## 2 Samara Spencer | Jr. | 5-7 | G | Fort Lauderdale, Fla. (St. Thomas Aquinas HS)

### SPENCER BENCHMARK STATS

Points	20	vs. Samford	12-16-23
FG Made	7	vs. Illinois	12-20-23*
FG Att.	19	vs. Illinois	12-20-23
3FG Made	3	vs. LA Tech	12-7-23*
3FG Att.	11	vs. Wisconsin	11-24-23
FT Made	10	vs. ULM	11-7-23
FT Att.	12	vs. ULM	11-7-23
Off. Reb.	1	vs. UIW	12-31-23*
Def. Reb.	7	vs. UAPB	12-10-23*
Rebounds	8	vs. UAPB	12-10-23*
Assists	7	vs. Murray State	11-10-23
Blocks	2	vs. Marquette	11-25-23
Steals	3	vs. #2 UCLA	12-3-23
Minutes	38	vs. Murray State	11-10-23

SEASON HIGHS

Points	32	vs. Oral Roberts	12-4-22
FG Made	10	at #16 Creighton	12-17-22*
FG Att.	21	vs. NAU	11-24-22*
3FG Made	6	vs. Oral Roberts	12-4-22
3FG Att.	11	vs. Wisconsin	11-24-23*
FT Made	10	vs. ULM	11-7-23
FT Att.	16	vs. Lamar	12-8-22
Off. Reb.	2	vs. #1 SC	3-4-22*
Def. Reb.	9	at Missouri	1-8-23
Rebounds	9	at Missouri	1-8-23
Assists	11	vs. LA Tech	3-16-23
Blocks	2	vs. Marquette	11-25-23*
Steals	4	vs. NAU	11-24-22*
Minutes	43	vs. Ole Miss	1-29-23*

CAREER HIGHS

Points	25	at Miss. State	2-23-23
FG Made	9	vs. Vanderbilt	1-16-23*
FG Att.	21	at Missouri	2-13-22*
3FG Made	5	vs. Miss. State	1-23-22
3FG Att.	8	vs. Texas A&M	2-26-23*
FT Made	6	at Miss. State	2-27-22*
FT Att.	13	at Miss. State	2-23-23
Off. Reb.	2	vs. #1 SC	3-4-22*
Def. Reb.	9	at Missouri	1-8-23
Rebounds	9	at Missouri	1-8-23
Assists	9	vs. Tennessee	2-16-23
Blocks	2	vs. Missouri	3-2-23
Steals	3	at Miss. State	2-23-23*
Minutes	43	vs. Ole Miss	1-29-23*

SEC HIGHS

Stat	21-22	22-23	23-24	Career
Double Figure Pts	20	27	9	56
Double Figure Rebs	-	-	-	-
Double-Doubles	-	2	-	2
5+ Assists	5	13	4	22
3+ Blocks	2	-	-	-
3+ Steals	2	4	1	7
Led Team in Pts	5	14	2	21
Led Team in Reb	1	2	-	3
20+ Points	3	8	2	13
30+ Points	-	1	-	1

NOTABLES

\* Most Recent

### GAME NOTES

- Registered nine points, three rebounds, two assists & two steals vs. UIW
- Tied a game-high 17 points with the game-winning assist vs. Illinois at the West Palm Beach Classic
- Logged near triple-double w/ 20 points, eight rebounds and six assists w/ two steals vs. LA Tech
- Became 33rd member of the 1K club at Arkansas, sixth in the Mike Neighbors era at No. 15 Florida State
- Ranks fifth in minutes/gm (31.8), seventh in free throw makes (45), ninth in free throw attempts (63) & 13th in free throw percentage (.714) in the SEC
- Among active SEC players, fourth in assists (296), which is 15th most in school history and eighth in scoring (1,089), being one of 11 in the league with over 1,000 career points at an SEC school
- Leading returning scorer with 14.4 PPG and a team-leading 154 assists last season
- Logged a near triple-double with 14 points, 11 assists and six rebounds vs. LA Tech in WNIT First Round
- 2022 SEC Freshman of the Year

### FASTBREAK WITH SAMARA SPENCER

- Majoring in recreation and sport management
- Realized she wanted to play basketball when she saw her was watching a Tennessee WBB game when she was 7
- Loves to take pictures as a hobby
- Wears #2 because it's her favorite number
- Most notable skills on court: speed and IQ
- Proudest accomplishment in basketball: winning SEC Freshman of the Year

### #2 SPENCER, Samara

Opponent	Date	GS	MIN	Total		3-Pointers		Free throws		Rebounds				PF	A	TO	BLK	STL	PTS	AVG	
				FG-FGA	PCT	3FG-3FGA	PCT	FT-FTA	PCT	OFF	DEF	TOT	AVG								
ULM	11/07/2023	*	30:29	3-7	.429	0-1	.000	10-12	.833	1	7	8	8.0	0	2	5	0	1	16	16.0	
Murray St.	11/10/2023	*	38:09	4-9	.444	2-5	.400	1-2	.500	0	5	5	6.5	2	7	4	0	0	11	13.5	
Little Rock	11/14/2023	*	25:00	3-8	.375	0-3	.000	0-0	.000	0	2	2	5.0	0	5	0	0	1	6	11.0	
at Arkansas St.	11/17/2023	*	31:42	3-6	.500	0-2	.000	3-3	1.000	0	3	3	4.5	2	3	1	0	2	9	10.5	
Central Ark.	11/20/2023	*	23:16	5-9	.556	2-4	.500	4-4	1.000	0	2	2	4.0	0	1	1	0	1	16	11.6	
vs Wisconsin	11/24/2023	*	35:15	3-17	.176	3-11	.273	4-6	.667	1	5	6	4.3	1	2	3	1	2	13	11.8	
vs Marquette	11/25/2023	*	32:44	2-8	.250	1-3	.333	3-5	.600	0	2	2	4.0	1	3	3	2	1	8	11.3	
at Florida St.	11/30/2023	*	37:34	5-15	.333	3-7	.429	2-2	1.000	0	1	1	3.6	1	6	2	0	0	15	11.8	
UCLA	12/03/2023	*	21:41	1-4	.250	0-0	.000	0-0	.000	0	2	2	3.4	3	1	2	0	3	2	10.7	
Louisiana Tech	12/07/2023	*	29:24	7-12	.583	3-8	.375	3-6	.500	1	7	8	3.9	0	6	3	0	2	20	11.6	
Ark.-Pine Bluff	12/10/2023	*	33:05	1-11	.091	1-4	.250	1-2	.500	1	7	8	4.3	5	1	2	0	2	4	10.9	
Samford	12/16/2023	*	35:18	7-12	.583	0-2	.000	6-8	.750	0	5	5	4.3	1	4	1	0	0	20	11.7	
vs Illinois	12/20/2023	*	35:15	7-19	.368	2-7	.286	1-4	.250	0	4	4	4.3	2	1	4	0	1	17	12.1	
vs UIC	12/21/2023	*	37:52	3-14	.214	2-6	.333	5-6	.833	0	0	0	4.0	0	2	3	0	0	13	12.1	
UIW	12/31/2023	*	30:16	3-5	.600	1-3	.333	2-3	.667	1	2	3	3.9	2	2	1	0	2	9	11.9	
<b>Totals</b>			<b>15</b>	<b>476:59</b>	<b>57-156</b>	<b>.365</b>	<b>20-66</b>	<b>.303</b>	<b>45-63</b>	<b>.714</b>	<b>5</b>	<b>54</b>	<b>59</b>	<b>3.9</b>	<b>20</b>	<b>46</b>	<b>35</b>	<b>3</b>	<b>18</b>	<b>179</b>	<b>11.9</b>

### Player Averages

Games Played	Minutes/game	Points/game	FG Pct	3FG Pct	FT Pct	Rebounds/game	Assists/game	Turnovers/game	Assist/Turnover ratio	Steals/game	Blocks/game
15	31.8	11.9	36.5	30.3	71.4	3.9	3.1	2.3	1.3	1.2	0.2

### CAREER STATISTICS

SEASON TEAM	GP-GS	MIN/AVG	Field Goals		3-Point		F-Throws		Rebounds				Scoring						
			FG-FGA	FG%	3FG-3FGA	3FG%	FT-FTA	FT%	OFF	DEF	TOT	AVG	PF-FO	A	TO	BLK	STL	PTS	AVG
2021-22 Ark	31-27	930/30.0	138-325	.425	44-128	.344	59-98	.602	18	96	114	3.7	49-0	96	82	8	36	379	12.2
2022-23 Ark	37-37	1256/33.9	183-459	.399	65-201	.323	100-182	.549	6	133	139	3.8	70-2	154	112	10	41	531	14.4
2023-24 Ark	15-15	477/31.8	57-156	.365	20-66	.303	45-63	.714	5	54	59	3.9	20-1	46	35	3	18	179	11.9
<b>TOTAL</b>	<b>83-79</b>	<b>2663/32.1</b>	<b>378-940</b>	<b>.402</b>	<b>129-395</b>	<b>.327</b>	<b>204-343</b>	<b>.595</b>	<b>29</b>	<b>283</b>	<b>312</b>	<b>3.8</b>	<b>139-3</b>	<b>296</b>	<b>229</b>	<b>21</b>	<b>95</b>	<b>1089</b>	<b>13.1</b>



**4 Saylor Poffenbarger | R-So. | 6-2 | G | Middletown, Conn. (Middletown HS | UConn)**

**POFFENBARGER BENCHMARK STATS**

SEASON HIGHS

Points	17	vs. UIC	12-21-23*
FG Made	6	vs. UIC	12-21-23*
FG Att	18	at #15 FSU	11-30-23
3FG Made	4	vs. UAPB	12-10-23*
3FG Att	12	at #15 FSU	11-30-23
FT Made	4	vs. UIW	12-31-23*
FT Att	5	vs. Illinois	12-20-23
Off. Reb.	5	vs. Illinois	12-20-23
Def. Reb.	19	at #15 FSU	11-30-23
Rebounds	23	at #15 FSU	11-30-23
Assists	4	at A-State	11-17-23
Blocks	5	vs. UAPB	12-10-23
Steals	5	vs. UIC	12-21-23*
Minutes	39	vs. UAPB	12-10-23

CAREER HIGHS

Points	24	at Missouri	1-8-23
FG Made	8	at Missouri	1-8-23*
FG Att	18	at #15 FSU	11-30-23
3FG Made	4	at #15 FSU	11-30-23
3FG Att	12	at #15 FSU	11-30-23
FT Made	6	at Missouri	1-8-23
FT Att	7	at Missouri	1-8-23
Off. Reb.	4	at #15 FSU	11-30-23*
Def. Reb.	19	at #15 FSU	11-30-23
Rebounds	23	at #15 FSU	11-30-23
Assists	6	vs. #25 K-State	11-26-22
Blocks	5	vs. UAPB	12-10-23
Steals	5	vs. UIC	12-21-23*
Minutes	43	vs. Ole Miss	1-29-23

SEC HIGHS

Points	24	at Missouri	1-8-23
FG Made	8	at Missouri	1-8-23*
FG Att	17	at Kentucky	1-1-23
3FG Made	3	vs. No. 1/1 SC	3-3-23*
3FG Att	7	vs. No. 1/1 SC	3-3-23*
FT Made	7	vs. Vanderbilt	1-16-23
FT Att	8	vs. Vanderbilt	1-16-23
Off. Reb.	2	vs. Alabama	1-26-23*
Def. Reb.	10	at Miss. State	2-23-23*
Rebounds	11	vs. Missouri	3-2-23*
Assists	5	vs. Texas A&M	2-26-23
Blocks	3	vs. Tennessee	2-16-23
Steals	2	vs. Texas A&M	2-26-23
Minutes	43	vs. Ole Miss	1-29-23

NOTABLES

Stat	22-23	23-24	Career
Double Figure Pts	13	9	22
Double Figure Rebs	9	11	20
20+ Rebounds	-	2	2
Double-Doubles	4	5	9
5+ Assists	6	-	6
3+ Blocks	2	3	5
3+ Steals	-	4	4
Led Team in Pts	4	1	5
Led Team in Reb	15	13	28
20+ Points	2	-	2
30+ Points	-	-	-

\* Most Recent

**GAME NOTES**

- Coming off nine points, 19 rebounds and two assists vs. UIW
- Broke the school record for single-game rebounds with 23 at No. 15 Florida State
- Her 23 rebounds is the most by an NCAA DI men's or women's player this season
- Only player in Arkansas history to log four 19+ rebound games in a season or career
- Leads SEC in rebounds/gm (12.7) & def. rebounds/gm (10.4) & 10th in double-doubles (5) & blocks/gm (1.5)
- In the NCAA, ranked No. 2 in rebounds/gm, def. rebounds/gm and total rebounds (191)
- Already No. 2 for individual season defensive rebounds with 156, broke record at 225 last season
- Named to SEC All-Freshman Team and tied school record with five SEC Freshman of the Week awards
- Single-season defensive rebound record holder (225) and No. 2 in individual season rebounds (255)
- Tallied career-high 24 points at Missouri and later had 23 vs. No. 1 South Carolina in SEC Tournament
- Transferred to Arkansas midyear during 2021-22 season from UConn

**FASTBREAK WITH SAYLOR POFFENBARGER**

- Majoring in communication
- Switched to No. 4 this season to honor her brother, Fordham, who passed away when he was 4
- Also playing for Ella Bresee, her best friend who passed away from brain cancer
- Comes from an athletic family: mother, Amy, played basketball at Missouri and was a huge influence on Saylor's basketball journey, and three of her brothers play quarterback: Reese - starting quarterback for Albany, Brittin - sophomore in HS football and Higgins - fifth grade football player
- Played against teammate Makayla Daniels a few times in high school, growing up 10 miles from her
- Favorite movie: Legally Blonde

**#4 POFFENBARGER, Saylor**


Opponent	Date	GS	MIN	FG-FGA	PCT	3FG-3FGA	PCT	FT-FTA	PCT	OFF	DEF	TOT	AVG	PF	A	TO	BLK	STL	PTS	AVG	
ULM	11/07/2023	*	37:51	3-12	.250	0-5	.000	1-2	.500	3	18	21	21.0	1	1	2	1	1	7	7.0	
Murray St.	11/10/2023	*	31:57	4-9	.444	0-2	.000	2-4	.500	1	11	12	16.5	3	3	3	3	3	10	8.5	
Little Rock	11/14/2023	*	24:09	3-8	.375	2-4	.500	4-4	1.000	1	7	8	13.7	1	1	0	2	1	12	9.7	
at Arkansas St.	11/17/2023	*	29:48	4-10	.400	1-5	.200	0-0	.000	4	10	14	13.8	2	4	1	0	0	9	9.5	
Central Ark.	11/20/2023	*	26:47	6-10	.600	3-4	.750	2-2	1.000	1	5	6	12.2	1	0	0	1	2	17	11.0	
vs Wisconsin	11/24/2023	*	32:28	2-8	.250	0-4	.000	0-4	.000	3	7	10	11.8	1	2	1	1	3	4	9.8	
vs Marquette	11/25/2023	*	23:55	5-11	.455	3-7	.429	0-0	.000	1	6	7	11.1	1	2	1	2	0	13	10.3	
at Florida St.	11/30/2023	*	37:43	4-18	.222	4-12	.333	1-2	.500	4	19	23	12.6	2	2	1	3	2	13	10.6	
UCLA	12/03/2023	*	28:23	5-13	.385	2-4	.500	0-0	.000	1	6	7	12.0	0	0	2	1	1	12	10.8	
Louisiana Tech	12/07/2023	*	21:33	5-11	.455	2-3	.667	0-0	.000	2	9	11	11.9	0	2	2	0	5	12	10.9	
Ark.-Pine Bluff	12/10/2023	*	39:09	4-15	.267	4-9	.444	1-2	.500	2	8	10	11.7	2	3	2	5	2	13	11.1	
Samford	12/16/2023	*	31:23	0-5	.000	0-4	.000	2-3	.667	3	10	13	11.8	2	1	2	0	1	2	10.3	
vs Illinois	12/20/2023	*	37:09	2-7	.286	1-4	.250	3-5	.600	5	14	19	12.4	3	2	0	2	1	8	10.2	
vs UIC	12/21/2023	*	37:52	6-7	.857	2-3	.667	3-3	1.000	2	9	11	12.3	1	1	1	1	1	5	17	10.6
UIW	12/31/2023	*	27:57	2-11	.182	1-6	.167	4-4	1.000	2	17	19	12.7	1	2	4	0	0	9	10.5	
<b>Totals</b>			<b>15</b>	<b>468:05</b>	<b>55-155</b>	<b>.355</b>	<b>25-76</b>	<b>.329</b>	<b>23-35</b>	<b>.657</b>	<b>35</b>	<b>156</b>	<b>191</b>	<b>12.7</b>	<b>21</b>	<b>26</b>	<b>22</b>	<b>22</b>	<b>27</b>	<b>158</b>	<b>10.5</b>

**Player Averages**

Games Played	Minutes/game	Points/game	FG Pct	3FG Pct	FT Pct	Rebounds/game	Assists/game	Turnovers/game	Assist/Turnover ratio	Steals/game	Blocks/game
15	31.2	10.5	35.5	32.9	65.7	12.7	1.7	1.5	1.2	1.8	1.5

**CAREER STATISTICS**

SEASON	TEAM	GP-GS	MIN/AVG	Field Goals		3-Point		F-Throws		Rebounds				Scoring						
				FG-FGA	FG%	3FG-3FGA	3FG%	FT-FTA	FT%	OFF	DEF	TOT	AVG	PF-FO	A	TO	BLK	STL	PTS	AVG
2020-21	UConn	12-0	33/2.7	2-15	.133	1-11	.091	1-1	1.000	1	3	4	0.3	2-0	0	0	1	0	6	0.5
2022-23	Ark	37-37	1190/32.2	109-329	.331	36-157	.229	62-88	.705	30	225	255	6.9	87-3	89	76	40	20	316	8.5
2023-24	Ark	15-15	468/31.2	55-155	.355	25-76	.329	23-35	.657	35	156	191	12.7	21-0	26	22	22	27	158	10.5
<b>TOTAL FOR Ark</b>		<b>52-52</b>	<b>1658/31.9</b>	<b>164-484</b>	<b>.339</b>	<b>61-233</b>	<b>.262</b>	<b>85-123</b>	<b>.691</b>	<b>65</b>	<b>381</b>	<b>446</b>	<b>8.6</b>	<b>108-3</b>	<b>115</b>	<b>98</b>	<b>62</b>	<b>47</b>	<b>474</b>	<b>9.1</b>
<b>TOTAL</b>		<b>64-52</b>	<b>1691/26.4</b>	<b>166-499</b>	<b>.333</b>	<b>62-244</b>	<b>.254</b>	<b>86-124</b>	<b>.694</b>	<b>66</b>	<b>384</b>	<b>450</b>	<b>7.0</b>	<b>110-3</b>	<b>115</b>	<b>98</b>	<b>63</b>	<b>47</b>	<b>480</b>	<b>7.5</b>



## 8 Bea Franklin | Gr. | 5-10 | G | Seattle, Wash. (Seattle Prep)

### FRANKLIN BENCHMARK STATS

SEASON HIGHS

Points	N/A
FG Made	N/A
FG Att.	1 vs. LA Tech 12-7-23
3FG Made	N/A
3FG Att.	N/A
FT Made	N/A
FT Att.	N/A
Off. Reb.	1 vs. LA Tech 12-7-23
Def. Reb.	N/A
Rebounds	1 vs. LA Tech 12-7-23
Assists	N/A
Blocks	N/A
Steals	N/A
Minutes	5 vs. LA Tech 12-7-23

CAREER HIGHS

Points	N/A
FG Made	N/A
FG Att.	1 vs. LA Tech 12-7-23
3FG Made	N/A
3FG Att.	N/A
FT Made	N/A
FT Att.	N/A
Off. Reb.	1 vs. LA Tech 12-7-23
Def. Reb.	N/A
Rebounds	1 vs. LA Tech 12-7-23
Assists	N/A
Blocks	N/A
Steals	N/A
Minutes	5 vs. LA Tech 12-7-23

SEC HIGHS

N/A

NOTABLES

Stat	23-24	Career
Double Figure Pts	-	-
Double Figure Rebs	-	-
Double-Doubles	-	-
5+ Assists	-	-
3+ Blocks	-	-
3+ Steals	-	-
Led Team in Pts	-	-
Led Team in Reb	-	-
20+ Points	-	-
30+ Points	-	-

\* Most Recent

### GAME NOTES

- Played one minute against UIW
- Made first collegiate basketball appearance vs. La Tech, pulling down an offensive board in five minutes
- Three-sport athlete in high school with soccer, basketball and tennis
- Plays shooting guard/point guard and four-year letterwinner in basketball at Seattle Prep
- Led Seattle Prep to a 20-9 record, 12-4 in 3A Metro Girls Basketball standings in 2016-17
- During the 2016-17 season, averaged 9.9 points, 4.6 rebounds, 4.1 assists & 1.5 steals per game
- On the soccer pitch, tabbed 2023 SEC Midfielder of the Year and SEC Scholar-Athlete of the Year
- Named All-American in her graduate season, leading Hogs in goals (9), assists (9) and points
- Two-time All-SEC Team recipient and All-Tournament Team honoree for Arkansas soccer
- Served as Student-Athlete Advisory Committee President in 2022-23

### DUAL SPORT WBB STUDENT-ATHLETES IN NCAA

- Anaya Brown – track & field and basketball at UT Martin
- Nadiyah Byard – track & field (high jump) and basketball at App State
- Maggie Pina – field hockey and basketball at BU, now at Northwestern
- Tori Tollefson – softball and basketball at South Dakota State

### #8 FRANKLIN, Bea

Opponent	Date	GS	MIN	Total		3-Pointers		Free throws		Rebounds				PF A TO BLK STL PTS AVG							
				FG-FGA	PCT	3FG-3FGA	PCT	FT-FTA	PCT	OFF	DEF	TOT	AVG	PF	A	TO	BLK	STL	PTS	AVG	
Louisiana Tech	12/07/2023		05:13	0-1	.000	0-0	.000	0-0	.000	1	0	1	1.0	0	0	0	0	0	0	0	0.0
UIW	12/31/2023		01:06	0-0	.000	0-0	.000	0-0	.000	0	0	0	0.5	1	0	0	0	0	0	0	0.0
<b>Totals</b>			<b>06:19</b>	<b>0-1</b>	<b>.000</b>	<b>0-0</b>	<b>.000</b>	<b>0-0</b>	<b>.000</b>	<b>1</b>	<b>0</b>	<b>1</b>	<b>0.5</b>	<b>1</b>	<b>0</b>	<b>0</b>	<b>0</b>	<b>0</b>	<b>0</b>	<b>0</b>	<b>0.0</b>

### Player Averages

Games Played	Minutes/game	Points/game	FG Pct	3FG Pct	FT Pct	Rebounds/game	Assists/game	Turnovers/game	Assist/Turnover ratio	Steals/game	Blocks/game
2	3.2	0.0	0.0	0.0	0.0	0.5	0.0	0.0	0.0	0.0	0.0

### CAREER STATISTICS

SEASON	TEAM	GP-GS	MIN/AVG	Field Goals		3-Point		F-Throws		Rebounds				Scoring							
				FG-FGA	FG%	3FG-3FGA	3FG%	FT-FTA	FT%	OFF	DEF	TOT	AVG	PF-FO	A	TO	BLK	STL	PTS	AVG	
2023-24	Ark	2-0	6/3.2	0-1	.000	0-0	.000	0-0	.000	1	0	1	0.5	1-0	0	0	0	0	0	0	0.0
<b>TOTAL</b>		<b>2-0</b>	<b>6/3.2</b>	<b>0-1</b>	<b>.000</b>	<b>0-0</b>	<b>.000</b>	<b>0-0</b>	<b>.000</b>	<b>1</b>	<b>0</b>	<b>1</b>	<b>0.5</b>	<b>1-0</b>	<b>0</b>	<b>0</b>	<b>0</b>	<b>0</b>	<b>0</b>	<b>0</b>	<b>0.0</b>





**10 Cristina Sanchez Cerqueira | Fr. | 6-1 | F | Granada, Spain (Segle XXI)**

**SANCHEZ BENCHMARK STATS**

SEASON HIGHS

Points	2	vs. UIW	12-31-23*
FG Made	1	vs. UIW	12-31-23*
FG Att.	3	vs. Marquette	11-25-23
3FG Made	N/A		
3FG Att.	1	vs. Marquette	11-25-23
FT Made	1	vs. Little Rock	11-14-23
FT Att.	2	vs. Little Rock	11-14-23
Off. Reb.	2	vs. Little Rock	11-14-23
Def. Reb.	2	vs. UIW	12-31-23*
Rebounds	3	vs. UIW	12-31-23
Assists	1	vs. Murray State	11-10-23
Blocks	1	vs. Little Rock	11-14-23
Steals	N/A		
Minutes	11	vs. LA Tech	12-7-23

CAREER HIGHS

Points	2	vs. UIW	12-31-23*
FG Made	1	vs. UIW	12-31-23*
FG Att.	3	vs. Marquette	11-25-23
3FG Made	N/A		
3FG Att.	1	vs. Marquette	11-25-23
FT Made	1	vs. Little Rock	11-14-23
FT Att.	2	vs. Little Rock	11-14-23
Off. Reb.	2	vs. Little Rock	11-14-23
Def. Reb.	2	vs. UIW	12-31-23*
Rebounds	3	vs. UIW	12-31-23
Assists	1	vs. Murray State	11-10-23
Blocks	1	vs. Little Rock	11-14-23
Steals	N/A		
Minutes	11	vs. LA Tech	12-7-23

N/A

SEC HIGHS

NOTABLES

Stat	23-24	Career
Double Figure Pts	-	-
Double Figure Rebs	-	-
Double-Doubles	-	-
5+ Assists	-	-
3+ Blocks	-	-
3+ Steals	-	-
Led Team in Pts	-	-
Led Team in Reb	-	-
20+ Points	-	-
30+ Points	-	-

\* Most Recent

**GAME NOTES**

- Logged two points and three rebounds in 5.5 minutes played vs. UIW
- Scored first collegiate field goal vs. Marquette and played season-high nine minutes at Fort Myers Tip-Off
- A member of the Spanish National Team
- Played at FIBA U18 3x3 World Cup in Hungary and the European Youth Olympic Festival 3x3 in Slovenia
- With Segle XXI, played in 26 games during the 2022-23 season, averaging 6.4 points, 5.4 rebounds and 1.3 steals per game
- Efficient rebounder with Segle XXI, logging 15 games with 5+ rebounds
- Earned gold and silver medals at the Andalucian Cup U14
- Chosen to the Andalucias Team three times and won a silver and bronze medal at the nationals cup

**FASTBREAK WITH CRISTINA SANCHEZ CERQUEIRA**

- Daughter of Peque and Felix and has a little brother
- Her parents both played basketball and inspire her the most
- Majoring in kinesiology
- She was 13 when she first started playing basketball and was a gymnast before that until she was getting too tall
- Loves going to Jenna Lawrences' family's house for dinner
- Favorite professional team is FCB (Barcelona) and favorite professional athlete is Rafa Nadal

**#10 SANCHEZ CERQUEIRA, Cristina**

Opponent	Date	GS	MIN	Total		3-Pointers		Free throws		Rebounds				PF	A	TO	BLK	STL	PTS	AVG
				FG-FGA	PCT	3FG-3FGA	PCT	FT-FTA	PCT	OFF	DEF	TOT	AVG							
ULM	11/07/2023		02:09	0-2	.000	0-0	.000	0-0	.000	1	1	2	2.0	0	0	0	0	0	0.0	
Murray St.	11/10/2023		04:58	0-1	.000	0-0	.000	0-0	.000	0	2	2	2.0	2	1	0	0	0	0.0	
Little Rock	11/14/2023		05:43	0-2	.000	0-0	.000	1-2	.500	2	0	2	2.0	0	0	1	0	1	0.3	
Central Ark.	11/20/2023		06:27	0-0	.000	0-0	.000	0-0	.000	0	0	0	1.5	2	1	0	0	0	0.3	
vs Marquette	11/25/2023		09:02	1-3	.333	0-1	.000	0-0	.000	1	0	1	1.4	0	0	3	0	0	2	0.6
UCLA	12/03/2023		03:39	0-0	.000	0-0	.000	0-0	.000	0	1	1	1.3	2	0	0	0	0	0.5	
Louisiana Tech	12/07/2023		10:56	0-1	.000	0-0	.000	0-0	.000	0	2	2	1.4	2	0	0	0	0	0.4	
Ark.-Pine Bluff	12/10/2023		05:59	0-0	.000	0-0	.000	0-0	.000	0	1	1	1.4	2	0	0	0	0	0.4	
Samford	12/16/2023		03:14	1-1	1.000	0-0	.000	0-0	.000	0	1	1	1.3	0	0	0	0	0	2	0.6
vs Illinois	12/20/2023		04:03	0-2	.000	0-0	.000	0-0	.000	0	0	0	1.2	1	0	0	0	0	0.5	
UIW	12/31/2023		05:21	1-2	.500	0-0	.000	0-0	.000	1	2	3	1.4	0	0	1	0	0	2	0.6
<b>Totals</b>		<b>0</b>	<b>61:31</b>	<b>3-14</b>	<b>.214</b>	<b>0-1</b>	<b>.000</b>	<b>1-2</b>	<b>.500</b>	<b>5</b>	<b>10</b>	<b>15</b>	<b>1.4</b>	<b>11</b>	<b>2</b>	<b>4</b>	<b>1</b>	<b>0</b>	<b>7</b>	<b>0.6</b>

**Player Averages**

Games Played	Minutes/ game	Points/ game	FG Pct	3FG Pct	FT Pct	Rebounds/ game	Assists/ game	Turnovers/ game	Assist/Turnover ratio	Steals/ game	Blocks/ game
11	5.6	0.6	21.4	0.0	50.0	1.4	0.2	0.4	0.5	0.0	0.1

**CAREER STATISTICS**

SEASON	TEAM	GP-GS	MIN/AVG	Field Goals		3-Point		F-Throws		Rebounds				Scoring						
				FG-FGA	FG%	3FG-3FGA	3FG%	FT-FTA	FT%	OFF	DEF	TOT	AVG	PF-FO	A	TO	BLK	STL	PTS	AVG
2023-24	Ark	11-0	62/5.6	3-14	.214	0-1	.000	1-2	.500	5	10	15	1.4	11-0	2	4	1	0	7	0.6
<b>TOTAL</b>		<b>11-0</b>	<b>62/5.6</b>	<b>3-14</b>	<b>.214</b>	<b>0-1</b>	<b>.000</b>	<b>1-2</b>	<b>.500</b>	<b>5</b>	<b>10</b>	<b>15</b>	<b>1.4</b>	<b>11-0</b>	<b>2</b>	<b>4</b>	<b>1</b>	<b>0</b>	<b>7</b>	<b>0.6</b>



## 20 Karley Johnson | So. | 5-9 | G | Oklahoma City, Okla. (Mustang HS)

### JOHNSON BENCHMARK STATS

SEASON HIGHS

Points	2	vs. UIW	12-31-23
FG Made	1	vs. UIW	12-31-23
FG Att.	3	vs. Little Rock	11-14-23
3FG Made	N/A		
3FG Att.	1	vs. Little Rock	11-14-23
FT Made	1	vs. Little Rock	11-14-23
FT Att.	2	vs. LA Tech	12-7-23*
Off. Reb.	2	vs. Little Rock	11-14-23
Def. Reb.	2	vs. Marquette	11-25-23
Rebounds	2	vs. LA Tech	12-7-23*
Assists	1	vs. LA Tech	12-7-23
Blocks	N/A		
Steals	1	vs. LA Tech	12-7-23*
Minutes	13	vs. LA Tech	12-7-23

CAREER HIGHS

Points	2	vs. UIW	12-31-23
FG Made	1	vs. UIW	12-31-23
FG Att.	3	vs. Little Rock	11-14-23
3FG Made	N/A		
3FG Att.	1	vs. Little Rock	11-14-23
FT Made	1	vs. Little Rock	11-14-23*
FT Att.	2	vs. LA Tech	12-7-23*
Off. Reb.	2	vs. Little Rock	11-14-23
Def. Reb.	2	vs. Marquette	11-25-23
Rebounds	2	vs. LA Tech	12-7-23*
Assists	1	vs. LA Tech	12-7-23*
Blocks	N/A		
Steals	1	vs. LA Tech	12-7-23*
Minutes	13	vs. LA Tech	12-7-23

SEC HIGHS

Points	N/A		
FG Made	N/A		
FG Att.	N/A		
3FG Made	N/A		
3FG Att.	N/A		
FT Made	N/A		
FT Att.	N/A		
Off. Reb.	N/A		
Def. Reb.	N/A		
Rebounds	N/A		
Assists	N/A		
Blocks	N/A		
Steals	N/A		
Minutes	2	vs. Florida	1-5-23

NOTABLES

Stat	22-23	23-24	Career
Double Figure Pts	-	-	-
Double Figure Rebs	-	-	-
Double-Doubles	-	-	-
5+ Assists	-	-	-
3+ Blocks	-	-	-
3+ Steals	-	-	-
Led Team in Pts	-	-	-
Led Team in Reb	-	-	-
20+ Points	-	-	-
30+ Points	-	-	-

\* Most Recent

### GAME NOTES

- Registered two points, her first career collegiate field goal, in two minutes vs. UIW
- Played career-high 13 minutes, registering two boards, one assist and one steal vs. LA Tech
- Made her season debut vs. Little Rock, playing all 10 minutes in the fourth quarter
- Has logged a steal in three of four game appearances this year
- Appeared in 10 games as a true freshman
- Recognized as a 2022 McDonald's All-American nominee
- Tabbed a four-time Oklahoman's Super 5 Honorable Mention choice
- As a senior at Mustang, averaged 12.3 points, 4.3 rebounds and 3.1 assists per game

### FASTBREAK WITH KARLEY JOHNSON

- One of nine children
- Majoring in family science
- Wears #20 because her grandpa wore it
- Notes how much she loved how the staff treated her and her family during the recruiting process
- Pregame ritual: puts everything on left to right
- Has English bulldogs named Roxie and Gus and a cat named Toast

### #20 JOHNSON, Karley

Opponent	Date	GS	MIN	Total		3-Pointers		Free throws		Rebounds				PF	A	TO	BLK	STL	PTS	AVG
				FG-FGA	PCT	3FG-3FGA	PCT	FT-FTA	PCT	OFF	DEF	TOT	AVG							
Little Rock	11/14/2023		10:00	0-3	.000	0-1	.000	1-2	.500	2	0	2	2.0	0	0	0	0	1	1	1.0
vs Marquette	11/25/2023		04:09	0-0	.000	0-0	.000	0-0	.000	0	2	2	2.0	0	0	0	0	1	0	0.5
Louisiana Tech	12/07/2023		12:57	0-2	.000	0-0	.000	0-2	.000	1	1	2	2.0	2	1	0	0	1	0	0.3
UIW	12/31/2023		02:06	1-1	1.000	0-0	.000	0-0	.000	0	0	0	1.5	0	0	0	0	0	2	0.8
<b>Totals</b>		<b>0</b>	<b>29:12</b>	<b>1-6</b>	<b>.167</b>	<b>0-1</b>	<b>.000</b>	<b>1-4</b>	<b>.250</b>	<b>3</b>	<b>3</b>	<b>6</b>	<b>1.5</b>	<b>2</b>	<b>1</b>	<b>0</b>	<b>0</b>	<b>3</b>	<b>3</b>	<b>0.8</b>

### Player Averages

Games Played	Minutes/game	Points/game	FG Pct	3FG Pct	FT Pct	Rebounds/game	Assists/game	Turnovers/game	Assist/Turnover ratio	Steals/game	Blocks/game
4	7.3	0.8	16.7	0.0	25.0	1.5	0.3	0.0	1.0	0.8	0.0

### CAREER STATISTICS

SEASON	TEAM	GP-GS	MIN/AVG	Field Goals		3-Point		F-Throws		Rebounds				Scoring						
				FG-FGA	FG%	3FG-3FGA	3FG%	FT-FTA	FT%	OFF	DEF	TOT	AVG	PF-FO	A	TO	BLK	STL	PTS	AVG
2022-23	Ark	10-0	26/2.6	0-1	.000	0-0	.000	1-2	.500	1	1	2	0.2	1-0	1	0	0	3	1	0.1
2023-24	Ark	4-0	29/7.3	1-6	.167	0-1	.000	1-4	.250	3	3	6	1.5	2-0	1	0	0	3	3	0.8
<b>TOTAL</b>		<b>14-0</b>	<b>56/4.0</b>	<b>1-7</b>	<b>.143</b>	<b>0-1</b>	<b>.000</b>	<b>2-6</b>	<b>.333</b>	<b>4</b>	<b>4</b>	<b>8</b>	<b>0.6</b>	<b>3-0</b>	<b>2</b>	<b>0</b>	<b>0</b>	<b>6</b>	<b>4</b>	<b>0.3</b>



## 21 Loren Lindsey | So. | 5-11 | G | Fayetteville, Ark. (Fayetteville HS)

### LINDSEY BENCHMARK STATS

SEASON HIGHS

Points	N/A
FG Made	N/A
FG Att.	N/A
3FG Made	N/A
3FG Att.	N/A
FT Made	N/A
FT Att.	N/A
Off. Reb.	N/A
Def. Reb.	N/A
Rebounds	N/A
Assists	1 vs. Little Rock 11-14-23
Blocks	N/A
Steals	N/A
Minutes	3 vs. Little Rock 11-14-23

CAREER HIGHS

Points	N/A
FG Made	N/A
FG Att.	N/A
3FG Made	N/A
3FG Att.	N/A
FT Made	N/A
FT Att.	N/A
Off. Reb.	N/A
Def. Reb.	1 vs. LA Tech 3-16-23
Rebounds	1 vs. LA Tech 3-16-23
Assists	1 vs. Little Rock 11-14-23
Blocks	N/A
Steals	N/A
Minutes	5 at Little Rock 11-20-22

SEC HIGHS

Points	N/A
FG Made	N/A
FG Att.	N/A
3FG Made	N/A
3FG Att.	N/A
FT Made	N/A
FT Att.	N/A
Off. Reb.	N/A
Def. Reb.	N/A
Rebounds	N/A
Assists	N/A
Blocks	N/A
Steals	N/A
Minutes	2 vs. Florida 1-5-23

NOTABLES

Stat	22-23	23-24	Career
Double Figure Pts	-	-	-
Double Figure Rebs	-	-	-
Double-Doubles	-	-	-
5+ Assists	-	-	-
3+ Blocks	-	-	-
3+ Steals	-	-	-
Led Team in Pts	-	-	-
Led Team in Reb	-	-	-
20+ Points	-	-	-
30+ Points	-	-	-

\* Most Recent

### GAME NOTES

- Made season debut vs. Little Rock, playing over three minutes and tallying her first career assist
- Appeared in nine games as a true freshman
- Appeared in two SEC games and two of four Postseason WNIT contests
- Played season-high five minutes at Little Rock
- Played at Fayetteville High School, coming to Arkansas as a walk-on
- Tabbed to All-Conference 6A West All-Defensive Team
- Northwest Arkansas Democrat Gazette Player of the Week (Feb. 2, 2022)

### FASTBREAK WITH LOREN LINDSEY

- Finance major
- Grew up in Northwest Arkansas so it was always a dream to play for the Razorbacks, especially with her grandad, dad, uncle and cousins all playing football here
- Wears #21 because her grandpa did
- Favorite food is hibachi and her favorite restaurant in Fayetteville is Kobe
- Favorite movie: Hoosiers
- Has a mini lab, Sadie, and a shih-poo, Coco

### #21 LINDSEY, Loren

Opponent	Date	GS	MIN	Total		3-Pointers		Free throws		Rebounds				PF	A	TO	BLK	STL	PTS	AVG
				FG-FGA	PCT	3FG-3FGA	PCT	FT-FTA	PCT	OFF	DEF	TOT	AVG							
Little Rock	11/14/2023		03:36	0-0	.000	0-0	.000	0-0	.000	0	0	0	0.0	0	1	0	0	0	0	0.0
<b>Totals</b>		<b>0</b>	<b>03:36</b>	<b>0-0</b>	<b>.000</b>	<b>0-0</b>	<b>.000</b>	<b>0-0</b>	<b>.000</b>	<b>0</b>	<b>0</b>	<b>0</b>	<b>0.0</b>	<b>0</b>	<b>1</b>	<b>0</b>	<b>0</b>	<b>0</b>	<b>0</b>	<b>0.0</b>

### Player Averages

Games Played	Minutes/game	Points/game	FG Pct	3FG Pct	FT Pct	Rebounds/game	Assists/game	Turnovers/game	Assist/Turnover ratio	Steals/game	Blocks/game
1	3.6	0.0	0.0	0.0	0.0	0.0	1.0	0.0	1.0	0.0	0.0

### CAREER STATISTICS

SEASON	TEAM	GP-GS	MIN/AVG	Field Goals		3-Point		F-Throws		Rebounds				Scoring							
				FG-FGA	FG%	3FG-3FGA	3FG%	FT-FTA	FT%	OFF	DEF	TOT	AVG	PF	FO	A	TO	BLK	STL	PTS	AVG
2022-23	Ark	9-0	17/1.9	0-0	.000	0-0	.000	0-0	.000	0	1	1	0.1	0-0	0	0	0	0	0	0	0.0
2023-24	Ark	1-0	4/3.6	0-0	.000	0-0	.000	0-0	.000	0	0	0	0.0	0-0	1	0	0	0	0	0	0.0
<b>TOTAL</b>		<b>10-0</b>	<b>20/2.0</b>	<b>0-0</b>	<b>.000</b>	<b>0-0</b>	<b>.000</b>	<b>0-0</b>	<b>.000</b>	<b>0</b>	<b>1</b>	<b>1</b>	<b>0.1</b>	<b>0-0</b>	<b>1</b>	<b>0</b>	<b>0</b>	<b>0</b>	<b>0</b>	<b>0</b>	<b>0.0</b>





## 23 Carly Keats | So. | 5-8 | G | Choctaw, Miss. (Neshoba Central HS/Jones College)

### KEATS BENCHMARK STATS

Points	14	vs. Little Rock	11-14-23
FG Made	5	vs. Little Rock	11-14-23
FG Att.	13	vs. Little Rock	11-14-23
3FG Made	4	vs. Little Rock	11-14-23
3FG Att.	10	vs. Little Rock	11-14-23
FT Made	4	vs. ULM	11-7-23
FT Att.	5	vs. ULM	11-7-23
Off. Reb.	1	vs. Wisconsin	11-24-23
Def. Reb.	4	vs. Little Rock	11-14-23
Rebounds	4	vs. Little Rock	11-14-23
Assists	1	vs. UIW	12-31-23*
Blocks	2	vs. UIC	12-21-23
Steals	2	vs. ULM	11-7-23
Minutes	26	vs. #2 UCLA	12-3-23

SEASON HIGHS

Points	14	vs. Little Rock	11-14-23
FG Made	5	vs. Little Rock	11-14-23
FG Att.	13	vs. Little Rock	11-14-23
3FG Made	4	vs. Little Rock	11-14-23
3FG Att.	10	vs. Little Rock	11-14-23
FT Made	4	vs. ULM	11-7-23
FT Att.	5	vs. ULM	11-7-23
Off. Reb.	1	vs. Wisconsin	11-24-23
Def. Reb.	4	vs. Little Rock	11-14-23
Rebounds	4	vs. Little Rock	11-14-23
Assists	1	vs. UIW	12-31-23*
Blocks	2	vs. UIC	12-21-23
Steals	2	vs. ULM	11-7-23
Minutes	26	vs. #2 UCLA	12-3-23

CAREER HIGHS

N/A

SEC HIGHS

NOTABLES

Stat	23-24	Career
Double Figure Pts	1	1
Double Figure Rebs	-	-
Double-Doubles	-	-
5+ Assists	-	-
3+ Blocks	-	-
3+ Steals	-	-
Led Team in Pts	-	-
Led Team in Reb	-	-
20+ Points	-	-
30+ Points	-	-

\* Most Recent

### GAME NOTES

- Coming off 15 minutes played vs. UIW, in which she logged a rebound and an assist
- Has tallied 14 triples this season
- Scored season-high 14 points off four 3-pointers vs. Little Rock, playing 25 minutes off the bench
- First off the bench, providing further depth to one of the best backcourts in the country
- JUCO transfer from Jones College, leading JC to its seventh straight region crown to punch a ticket to the NJCAA DI Tournament with 9.7 points, 3.7 rebounds and 3.5 assists per game
- Named to the All-Region 23 Team at JC
- Started in 28 games as a freshman, finishing the year with 55 made 3-pointers for a 34.8 percentage
- Led Neshoba Central HS to an unblemished 33-0 record and a 5A State Championship in Mississippi

### FASTBREAK WITH CARLY KEATS

- Majoring in anthropology
- Native American part of the Mississippi Band of Choctaw Indians
- An incredible stickball player
- Sister, Cori, plays basketball at East Central and brother, Cohen, plays baseball at Rust College
- Wears #23 because Michael Jordan is her favorite player, and she compares her game to his
- Loves the energy/chemistry Arkansas has as a team

### #23 KEATS, Carly

Opponent	Date	GS	MIN	Total		3-Pointers		Free throws		Rebounds				PF	A	TO	BLK	STL	PTS	AVG
				FG-FGA	PCT	3FG-3FGA	PCT	FT-FTA	PCT	OFF	DEF	TOT	AVG							
ULM	11/07/2023		18:09	0-7	.000	0-6	.000	4-5	.800	0	0	0	0.0	1	0	2	0	2	4	4.0
Murray St.	11/10/2023		12:28	3-7	.429	3-5	.600	0-0	.000	0	0	0	0.0	0	0	0	0	0	9	6.5
Little Rock	11/14/2023		24:49	5-13	.385	4-10	.400	0-0	.000	0	4	4	1.3	0	0	1	0	0	14	9.0
at Arkansas St.	11/17/2023		06:38	1-2	.500	1-2	.500	0-0	.000	0	1	1	1.3	0	1	0	0	0	3	7.5
Central Ark.	11/20/2023		11:50	0-2	.000	0-2	.000	0-0	.000	0	2	2	1.4	0	0	1	0	0	0	6.0
vs Wisconsin	11/24/2023		08:27	1-2	.500	0-1	.000	2-2	1.000	1	1	2	1.5	1	0	0	0	0	4	5.7
vs Marquette	11/25/2023		15:47	3-6	.500	3-5	.600	0-0	.000	0	0	0	1.3	1	0	2	0	0	9	6.1
at Florida St.	11/30/2023		15:17	1-5	.200	1-3	.333	0-0	.000	0	1	1	1.3	1	0	2	1	0	3	5.8
UCLA	12/03/2023		26:24	0-6	.000	0-4	.000	2-2	1.000	0	1	1	1.2	1	1	0	0	0	2	5.3
Louisiana Tech	12/07/2023		22:02	3-9	.333	2-5	.400	0-0	.000	0	2	2	1.3	0	1	0	0	1	8	5.6
Ark.-Pine Bluff	12/10/2023		12:60	0-2	.000	0-2	.000	0-0	.000	0	0	0	1.2	0	1	0	0	0	0	5.1
Samford	12/16/2023		13:15	3-6	.500	1-3	.333	0-0	.000	0	0	0	1.1	1	0	0	0	0	7	5.3
vs Illinois	12/20/2023		10:25	1-2	.500	0-1	.000	0-1	.000	0	0	0	1.0	0	0	0	0	0	2	5.0
vs UIC	12/21/2023		15:15	1-4	.250	0-2	.000	0-0	.000	0	2	2	1.1	0	0	0	2	0	2	4.8
UIW	12/31/2023		14:57	0-1	.000	0-1	.000	0-0	.000	0	1	1	1.1	1	1	0	0	0	0	4.5
<b>Totals</b>		<b>0</b>	<b>228:44</b>	<b>22-74</b>	<b>.297</b>	<b>15-52</b>	<b>.288</b>	<b>8-10</b>	<b>.800</b>	<b>1</b>	<b>15</b>	<b>16</b>	<b>1.1</b>	<b>7</b>	<b>5</b>	<b>8</b>	<b>3</b>	<b>3</b>	<b>67</b>	<b>4.5</b>

### Player Averages

Games Played	Minutes/game	Points/game	FG Pct	3FG Pct	FT Pct	Rebounds/game	Assists/game	Turnovers/game	Assist/Turnover ratio	Steals/game	Blocks/game
15	15.2	4.5	29.7	28.8	80.0	1.1	0.3	0.5		0.6	0.2

### CAREER STATISTICS

SEASON	TEAM	GP-GS	MIN/AVG	Field Goals		3-Point		F-Throws		Rebounds				Scoring						
				FG-FGA	FG%	3FG-3FGA	3FG%	FT-FTA	FT%	OFF	DEF	TOT	AVG	PF-FO	A	TO	BLK	STL	PTS	AVG
2023-24	Ark	15-0	229/15.2	22-74	.297	15-52	.288	8-10	.800	1	15	16	1.1	7-0	5	8	3	3	67	4.5
<b>TOTAL</b>		<b>15-0</b>	<b>229/15.2</b>	<b>22-74</b>	<b>.297</b>	<b>15-52</b>	<b>.288</b>	<b>8-10</b>	<b>.800</b>	<b>1</b>	<b>15</b>	<b>16</b>	<b>1.1</b>	<b>7-0</b>	<b>5</b>	<b>8</b>	<b>3</b>	<b>3</b>	<b>67</b>	<b>4.5</b>



## 30 Maryam Dauda | R-So. | 6-4 | F | Bentonville, Ark. (Bentonville HS)

### DAUDA BENCHMARK STATS

Points	15	vs. Little Rock	11-14-23
FG Made	6	vs. Little Rock	11-14-23
FG Att.	11	vs. UCA	11-20-23
3FG Made	3	vs. UCA	11-20-23*
3FG Att.	6	vs. UCA	11-20-23*
FT Made	6	vs. Samford	12-16-23
FT Att.	6	vs. Samford	12-16-23
Off. Reb.	6	vs. Wisconsin	11-24-23
Def. Reb.	7	vs. UIC	12-21-23*
Rebounds	11	vs. Wisconsin	11-24-23
Assists	3	vs. UIC	12-21-23*
Blocks	4	vs. UIW	12-31-23
Steals	3	vs. UCA	11-20-23
Minutes	37	vs. Samford	12-16-23

SEASON HIGHS

Points	15	vs. Little Rock	11-14-23
FG Made	6	vs. Little Rock	11-14-23
FG Att.	11	vs. UCA	11-20-23*
3FG Made	3	vs. UCA	11-20-23*
3FG Att.	6	vs. UCA	11-20-23*
FT Made	6	vs. Samford	12-16-23
FT Att.	6	vs. Samford	12-16-23
Off. Reb.	6	vs. Wisconsin	11-24-23*
Def. Reb.	7	vs. UIC	12-21-23*
Rebounds	9	at A-State	11-17-23
Assists	3	vs. UIC	12-21-23*
Blocks	4	vs. UIW	12-31-23
Steals	3	vs. UCA	11-20-23
Minutes	37	vs. Samford	12-16-23

CAREER HIGHS

Points	11	at #3/4 LSU	1-19-23
FG Made	5	at #3/4 LSU	1-19-23
FG Att.	8	at #1/1 SC	1-22-23
3FG Made	1	at #3/4 LSU	1-19-23*
3FG Att.	4	at #1/1 SC	1-22-23
FT Made	2	vs. Missouri	3-2-23*
FT Att.	2	vs. Missouri	3-2-23*
Off. Reb.	5	vs. Missouri	3-2-23
Def. Reb.	3	at Miss. State	2-23-23
Rebounds	6	at Miss. State	2-23-23
Assists	3	vs. Missouri	3-2-23*
Blocks	2	vs. Missouri	3-2-23*
Steals	1	vs. No. 1/1 SC	3-3-23*
Minutes	18	vs. Missouri	3-2-23

SEC HIGHS

Stat	22-23	23-24	Career
Double Figure Pts	4	6	10
Double Figure Rebs	-	1	1
Double-Doubles	-	-	-
5+ Assists	-	-	-
3+ Blocks	1	4	5
3+ Steals	-	1	1
Led Team in Pts	-	-	-
Led Team in Reb	-	1	1
20+ Points	-	-	-
30+ Points	-	-	-

NOTABLES

\* Most Recent

### GAME NOTES

- Registered 13 points, 11 in the 30, five rebounds and a career-high four blocks vs. UIW
- Came up with first career buzzer beater vs. Illinois, finishing that game with nine points & two blocks
- Has tallied six double-digit scoring games, nine with 6+ rebounds and 11 with 2+ blocks, while logging 2+ blocks in each of the past eight games
- Shooting 11-of-30 for .367 from beyond the arc, leading the team in 3-point percentage
- Sits fourth in blocks/game (1.9) in the SEC, with her 18 total blocks ranked No. 18 in the country
- A member of the SEC Basketball Leadership Council
- Appeared in 35 games off the bench as a redshirt freshman last season after recovering from an ACL injury
- Finished the year second in offensive rebounds (45) and fourth in blocks (22) last season
- The 13th ranked player and top ranked post player in the ESPN HoopGurlz 2021 recruiting rankings, as well as consensus five-star prospect and McDonald's All-American

### FASTBREAK WITH MARYAM DAUDA

- Majoring in international business
- Born in Nigeria and moved to the U.S. when she was 12
- Father played professional basketball in Belgium, and he has been huge in developing her game
- Favorite pair of shoes: Air Jordan 11 'Cool Grey'
- Favorite TV show: Gilmore Girls
- Favorite thing about playing in the SEC is playing against the best of the best

### #30 DAUDA, Maryam

Opponent	Date	GS	MIN	Total		3-Pointers		Free throws		Rebounds				PF	A	TO	BLK	STL	PTS	AVG	
				FG-FGA	PCT	3FG-3FGA	PCT	FT-FTA	PCT	OFF	DEF	TOT	AVG								
ULM	11/07/2023	*	27:08	1-5	.200	0-3	.000	2-4	.500	2	5	7	7.0	3	0	5	2	0	4	4.0	
Murray St.	11/10/2023	*	21:54	1-2	.500	1-1	1.000	0-0	.000	1	7	8	7.5	3	0	1	1	0	3	3.5	
Little Rock	11/14/2023	*	22:03	6-9	.667	1-1	1.000	2-2	1.000	2	5	7	7.3	1	0	2	0	0	15	7.3	
at Arkansas St.	11/17/2023	*	27:04	4-9	.444	3-6	.500	0-0	.000	3	6	9	7.8	3	2	1	2	0	11	8.3	
Central Ark.	11/20/2023	*	30:13	4-11	.364	3-6	.500	3-6	.500	2	6	8	7.8	3	1	1	0	3	14	9.4	
vs Wisconsin	11/24/2023	*	31:20	2-4	.500	0-1	.000	0-0	.000	6	5	11	8.3	4	3	2	3	2	4	8.5	
vs Marquette	11/25/2023	*	19:42	0-1	.000	0-1	.000	2-2	1.000	0	4	4	7.7	2	1	0	1	0	2	7.6	
at Florida St.	11/30/2023	*	29:23	3-9	.333	0-3	.000	0-1	.000	2	4	6	7.5	4	0	0	2	0	6	7.4	
UCLA	12/03/2023	*	28:50	5-9	.556	2-3	.667	2-2	1.000	1	1	2	6.9	3	2	0	2	1	14	8.1	
Louisiana Tech	12/07/2023	*	17:35	3-4	.750	0-0	.000	3-4	.750	1	2	3	6.5	1	0	1	2	0	9	8.2	
Ark.-Pine Bluff	12/10/2023	*	29:42	2-7	.286	0-1	.000	2-2	1.000	2	4	6.3	3	0	3	3	0	6	8.0		
Samford	12/16/2023	*	36:46	2-5	.400	1-2	.500	6-6	1.000	5	4	9	6.5	2	0	4	3	1	11	8.3	
vs Illinois	12/20/2023	*	26:03	4-5	.800	0-0	.000	1-2	.500	1	3	4	6.3	4	0	3	2	0	9	8.3	
vs UIC	12/21/2023	*	32:23	1-2	.500	0-1	.000	1-2	.500	1	7	8	6.4	4	3	0	2	0	3	7.9	
UIW	12/31/2023	*	31:32	4-9	.444	0-1	.000	5-5	1.000	1	4	5	6.3	1	1	0	4	0	13	8.3	
<b>Totals</b>			<b>15</b>	<b>411:38</b>	<b>42-91</b>	<b>.462</b>	<b>11-30</b>	<b>.367</b>	<b>29-38</b>	<b>.763</b>	<b>30</b>	<b>65</b>	<b>95</b>	<b>6.3</b>	<b>41</b>	<b>13</b>	<b>23</b>	<b>29</b>	<b>7</b>	<b>124</b>	<b>8.3</b>

### Player Averages

Games Played	Minutes/game	Points/game	FG Pct	3FG Pct	FT Pct	Rebounds/game	Assists/game	Turnovers/game	Assist/Turnover ratio	Steals/game	Blocks/game
15	27.4	8.3	46.2	36.7	76.3	6.3	0.9	1.5	0.6	0.5	1.9

### CAREER STATISTICS

SEASON TEAM	GP-GS	MIN/AVG	Field Goals		3-Point		F-Throws		Rebounds				Scoring						
			FG-FGA	FG%	3FG-3FGA	3FG%	FT-FTA	FT%	OFF	DEF	TOT	AVG	PF-FO	A	TO	BLK	STL	PTS	AVG
2022-23 Ark	35-0	386/11.0	47-112	.420	6-24	.250	23-31	.742	45	49	94	2.7	64-0	23	42	22	11	123	3.5
2023-24 Ark	15-15	412/27.4	42-91	.462	11-30	.367	29-38	.763	30	65	95	6.3	41-0	13	23	29	7	124	8.3
<b>TOTAL</b>	<b>50-15</b>	<b>798/16.0</b>	<b>89-203</b>	<b>.438</b>	<b>17-54</b>	<b>.315</b>	<b>52-69</b>	<b>.754</b>	<b>75</b>	<b>114</b>	<b>189</b>	<b>3.8</b>	<b>105-0</b>	<b>36</b>	<b>65</b>	<b>51</b>	<b>18</b>	<b>247</b>	<b>4.9</b>



## 34 Jenna Lawrence | Fr. | 6-3 | F | Farmington, Ark. (Farmington HS)

### LAWRENCE BENCHMARK STATS

Points	10	vs. LA Tech	12-7-23
FG Made	3	vs. LA Tech	12-7-23
FG Att.	4	vs. LA Tech	12-7-23
3FG Made	1	vs. UIC	12-21-23*
3FG Att.	2	vs. Samford	12-16-23*
FT Made	3	vs. LA Tech	12-7-23
FT Att.	4	vs. LA Tech	12-7-23
Off. Reb.	2	vs. Samford	12-16-23*
Def. Reb.	3	vs. Samford	12-16-23*
Rebounds	5	vs. Samford	12-16-23
Assists	1	vs. Little Rock	11-14-23
Blocks	1	vs. UIC	12-21-23*
Steals	2	vs. #2 UCLA	12-3-23
Minutes	14	vs. UIW	12-31-23

SEASON HIGHS

Points	10	vs. LA Tech	12-7-23
FG Made	3	vs. LA Tech	12-7-23
FG Att.	4	vs. LA Tech	12-7-23
3FG Made	1	vs. UIC	12-21-23*
3FG Att.	2	vs. Samford	12-16-23*
FT Made	3	vs. LA Tech	12-7-23
FT Att.	4	vs. LA Tech	12-7-23
Off. Reb.	2	vs. Samford	12-16-23*
Def. Reb.	3	vs. Samford	12-16-23*
Rebounds	5	vs. Samford	12-16-23
Assists	1	vs. Little Rock	11-14-23
Blocks	1	vs. UIC	12-21-23*
Steals	2	vs. #2 UCLA	12-3-23
Minutes	14	vs. UIW	12-31-23

CAREER HIGHS

N/A

SEC HIGHS

NOTABLES

Stat	23-24	Career
Double Figure Pts	1	1
Double Figure Rebs	-	-
Double-Doubles	-	-
5+ Assists	-	-
3+ Blocks	-	-
3+ Steals	-	-
Led Team in Pts	-	-
Led Team in Reb	-	-
20+ Points	-	-
30+ Points	-	-

\* Most Recent

### GAME NOTES

- Has played valuable minutes in last four games, including 14 vs. UIW
- Logged first career double-digit scoring game vs. LA Tech, tallying 10 points off 3-of-4 shooting
- Four-star prospect, No. 61 player in the country, according to 2023 HoopGurlz Recruiting Rankings
- A proven winner, coming off leading Farmington HS to the 4A girls state championship and being named MVP, as the Cardinals finished the season on a 26-game winning streak and ended 36-1
- Averaged 18.7 points, 7.1 rebounds and 1.5 blocks per game, while knocking down 99 3-pointers, as a senior
- Won state championships at Melbourne HS as a sophomore before transferring to Farmington
- Tabbed Arkansas Democrat Gazette Player of the Year this past season
- Eclipsed 2,000 career points and 1,000 career rebounds in high school

### FASTBREAK WITH JENNA LAWRENCE

- Wears #34 because it was her mom's number
- Calls Farmington home now but wants everyone to know her roots are in Melbourne, Arkansas
- Loves being so close to home so her family and friends can watch her play all of the time
- Her parents are her biggest inspiration
- Was a talented softball player who could pitch and hit homers
- Greatest strength is shooting but also is a great defender, can block shots and has good coordination for her size

### #34 LAWRENCE, Jenna

Opponent	Date	GS	MIN	Total		3-Pointers		Free throws		Rebounds				PF	A	TO	BLK	STL	PTS	AVG
				FG-FGA	PCT	3FG-3FGA	PCT	FT-FTA	PCT	OFF	DEF	TOT	AVG							
Murray St.	11/10/2023		08:20	0-3	.000	0-2	.000	0-0	.000	0	1	1	1.0	0	0	1	1	1	0	0.0
Little Rock	11/14/2023		08:00	1-3	.333	0-2	.000	1-2	.500	2	1	3	2.0	1	1	0	1	0	3	1.5
Central Ark.	11/20/2023		05:02	0-1	.000	0-1	.000	0-0	.000	1	0	1	1.7	1	0	0	0	0	1.0	
vs Marquette	11/25/2023		05:11	0-0	.000	0-0	.000	0-0	.000	0	0	0	1.3	0	0	0	0	0	0.8	
UCLA	12/03/2023		07:39	0-0	.000	0-0	.000	0-0	.000	0	0	0	1.0	0	1	1	2	0	0.6	
Louisiana Tech	12/07/2023		11:59	3-4	.750	1-2	.500	3-4	.750	0	1	1	1.0	3	0	0	0	10	2.2	
Samford	12/16/2023		08:37	1-2	.500	1-2	.500	0-0	.000	2	3	5	1.6	0	0	0	0	3	2.3	
vs Illinois	12/20/2023		12:45	1-1	1.000	0-0	.000	0-0	.000	0	2	2	1.6	1	0	0	1	1	2	2.3
vs UIC	12/21/2023		09:45	1-2	.500	1-1	1.000	0-0	.000	0	1	1	1.6	3	0	0	1	0	3	2.3
UIW	12/31/2023		14:10	0-1	.000	0-1	.000	0-0	.000	0	2	2	1.6	2	0	0	0	0	2.1	
<b>Totals</b>		<b>0</b>	<b>91:27</b>	<b>7-17</b>	<b>.412</b>	<b>3-11</b>	<b>.273</b>	<b>4-6</b>	<b>.667</b>	<b>5</b>	<b>11</b>	<b>16</b>	<b>1.6</b>	<b>11</b>	<b>1</b>	<b>2</b>	<b>5</b>	<b>4</b>	<b>21</b>	<b>2.1</b>

### Player Averages

Games Played	Minutes/game	Points/game	FG Pct	3FG Pct	FT Pct	Rebounds/game	Assists/game	Turnovers/game	Assist/Turnover ratio	Steals/game	Blocks/game
10	9.1	2.1	41.2	27.3	66.7	1.6	0.1	0.2	0.5	0.4	0.5

### CAREER STATISTICS

SEASON	TEAM	GP-GS	MIN/AVG	Field Goals		3-Point		F-Throws		Rebounds				Scoring						
				FG-FGA	FG%	3FG-3FGA	3FG%	FT-FTA	FT%	OFF	DEF	TOT	AVG	PF-FO	A	TO	BLK	STL	PTS	AVG
2023-24	Ark	10-0	91/9.1	7-17	.412	3-11	.273	4-6	.667	5	11	16	1.6	11-0	1	2	5	4	21	2.1
<b>TOTAL</b>		<b>10-0</b>	<b>91/9.1</b>	<b>7-17</b>	<b>.412</b>	<b>3-11</b>	<b>.273</b>	<b>4-6</b>	<b>.667</b>	<b>5</b>	<b>11</b>	<b>16</b>	<b>1.6</b>	<b>11-0</b>	<b>1</b>	<b>2</b>	<b>5</b>	<b>4</b>	<b>21</b>	<b>2.1</b>





43 Makayla Daniels | Gr. | 5-8 | G | Frederick, Md. (Frederick HS)

DANIELS BENCHMARK STATS

SEASON HIGHS

Points	22	vs. Wisconsin	11-24-23
FG Made	7	vs. Wisconsin	11-24-23*
FG Att.	15	vs. Wisconsin	11-24-23
3FG Made	5	vs. Wisconsin	11-24-23
3FG Att.	10	vs. Wisconsin	11-24-23
FT Made	5	vs. LA Tech	12-7-23
FT Att.	7	vs. UCA	11-20-23
Off. Reb.	4	vs. Wisconsin	11-24-23
Def. Reb.	4	vs. LA Tech	12-7-23
Rebounds	8	vs. Wisconsin	11-24-23
Assists	7	vs. LA Tech	12-7-23
Blocks	1	vs. UIW	12-31-23*
Steals	3	vs. UIW	12-31-23*
Minutes	39	vs. UAPB	12-10-23

CAREER HIGHS

Points	34	vs. Creighton	12-21-21
FG Made	11	at Vanderbilt	2-9-23*
FG Att.	23	at Vanderbilt	2-9-23
3FG Made	6	vs. Oral Roberts	11-14-19
3FG Att.	11	vs. No. 1/1 SC	3-3-23*
FT Made	8	vs. Texas Tech	3-24-23*
FT Att.	10	vs. Texas Tech	3-24-23*
Off. Reb.	5	at Vanderbilt	1-6-22
Def. Reb.	11	vs. Missouri	3-3-22
Rebounds	14	vs. Missouri	3-3-22
Assists	7	vs. LA Tech	12-7-23*
Blocks	2	vs. SFA	3-20-23*
Steals	6	vs. UCA	12-18-21
Minutes	43	vs. Missouri	3-3-22

SEC HIGHS

Points	31	at Vanderbilt	2-9-23
FG Made	11	at Vanderbilt	2-9-23
FG Att.	23	at Vanderbilt	2-9-23
3FG Made	4	vs. No. 1/1 SC	3-3-23*
3FG Att.	11	vs. No. 1/1 SC	3-3-23*
FT Made	8	vs. Missouri	3-2-23*
FT Att.	10	at Auburn	2-5-23*
Off. Reb.	5	at Vanderbilt	1-6-22
Def. Reb.	11	vs. Missouri	3-3-22
Rebounds	14	vs. Missouri	3-3-22
Assists	6	at Georgia	2-19-23
Blocks	2	vs. Texas A&M	2-26-23
Steals	5	vs. Tennessee	2-16-23
Minutes	43	vs. Missouri	3-3-22

NOTABLES

Stat	19-20	20-21	21-22	22-23	23-24	Career
Double Figure Pts	12	19	19	27	9	86
Double Figure Rebs	-	-	1	-	-	1
Double-Doubles	-	-	1	-	-	1
5+ Assists	3	2	7	3	2	17
3+ Blocks	-	-	-	-	-	-
3+ Steals	5	4	1	10	5	25
Led Team in Pts	3	1	8	5	2	19
Led Team in Reb	-	1	7	3	-	11
20+ Points	2	1	5	5	1	14
30+ Points	-	-	2	1	-	3

\* Most Recent

GAME NOTES

- Coming off eight points, five rebounds and three steals vs. UIW
- Logged season-high 22 points w/ eight rebounds, three assists, two steals & one block vs. Wisconsin
- Has registered 3+ steals in five of the last seven games
- Named to the Fort Myers Tip-Off All-Tournament Team
- Broke career starts record and games played record at Arkansas, now both with 137
- In the SEC, third in minutes/gm (32.3) & 11th in steals/gm (1.9)
- Among active SEC players, has the most assists (356), second most steals (221), third most points (1,619), which is also No. 7 all-time in school history, as well as 12th most rebounds (490) in career
- Earned a spot on the All-SEC Preseason Second Team (second straight year), as voted by the league's coaches
- Also fourth in minutes (3952), fifth in FTM (391) & steals, sixth in 3PT made (202) & 10th in assists
- Logged 27 double-digit scoring games and 12 4+ assists contests last season
- Only one of 14 in the country to start in every game available for with 100+ starts
- Has won more SEC games than any other player in Arkansas WBB history

FASTBREAK WITH MAKAYLA DANIELS

- Graduated college in three years
- Lived in Japan for seven years, as well as Arizona, North Carolina and Maryland, as both her parents served in the military
- Her parents come to every single game (live in Maryland) & have only missed a few over the past five years
- Played with Saylor Poffenbarger's brother in AAU for a little bit
- Wears #43 because 4+3=7 and 7 is her favorite number
- One of the most interesting things about her is she loves piercings

#43 DANIELS, Makayla

Opponent	Date	GS	MIN	Total		3-Pointers		Free throws		Rebounds			PF	A	TO	BLK	STL	PTS	AVG		
				FG-FGA	PCT	3FG-3FGA	PCT	FT-FTA	PCT	OFF	DEF	TOT								AVG	
ULM	11/07/2023	*	33:27	7-11	.636	3-5	.600	0-0	.000	2	0	2	2.0	4	1	0	0	2	17	17.0	
Murray St.	11/10/2023	*	30:30	6-12	.500	1-5	.200	2-2	1.000	1	5	6	4.0	4	1	1	0	0	15	16.0	
Little Rock	11/14/2023	*	20:02	1-1	1.000	0-0	.000	1-2	.500	1	4	5	4.3	2	3	0	0	2	3	11.7	
at Arkansas St.	11/17/2023	*	36:03	3-9	.333	2-7	.286	0-0	.000	0	4	4	4.3	1	2	1	0	1	8	10.8	
Central Ark.	11/20/2023	*	32:54	3-6	.500	1-4	.250	4-7	.571	2	1	3	4.0	3	4	3	0	2	11	10.8	
vs Wisconsin	11/24/2023	*	38:22	7-15	.467	5-10	.500	3-6	.500	4	4	8	4.7	3	3	4	1	2	22	12.7	
vs Marquette	11/25/2023	*	28:49	1-5	.200	1-2	.500	0-0	.000	2	3	5	4.7	4	6	4	0	1	3	11.3	
at Florida St.	11/30/2023	*	34:00	4-10	.400	1-3	.333	1-2	.500	2	4	6	4.9	2	2	1	0	2	10	11.1	
UCLA	12/03/2023	*	33:00	3-10	.300	1-5	.200	3-6	.500	1	2	3	4.7	3	2	1	0	3	10	11.0	
Louisiana Tech	12/07/2023	*	25:52	3-4	.750	1-2	.500	5-6	.833	0	6	6	4.8	0	7	1	0	3	12	11.1	
Ark.-Pine Bluff	12/10/2023	*	39:05	6-9	.667	2-4	.500	2-4	.500	0	4	4	4.7	1	4	2	0	3	16	11.5	
Samford	12/16/2023	*	34:33	5-13	.385	3-8	.375	1-3	.333	1	2	3	4.6	3	2	5	0	3	14	11.8	
vs Illinois	12/20/2023	*	36:24	2-7	.286	0-5	.000	1-2	.500	1	2	3	4.5	2	4	0	0	1	5	11.2	
vs UIC	12/21/2023	*	26:53	1-5	.200	0-2	.000	0-0	.000	1	1	2	4.3	4	0	4	0	1	2	10.6	
UIW	12/31/2023	*	34:39	2-4	.500	2-4	.500	2-4	.500	1	4	5	4.3	4	1	1	1	3	8	10.4	
<b>Totals</b>			<b>15</b>	<b>484:33</b>	<b>54-121</b>	<b>.446</b>	<b>23-66</b>	<b>.348</b>	<b>25-44</b>	<b>.568</b>	<b>19</b>	<b>46</b>	<b>65</b>	<b>4.3</b>	<b>40</b>	<b>42</b>	<b>28</b>	<b>2</b>	<b>29</b>	<b>156</b>	<b>10.4</b>

Player Averages

Games Played	Minutes/game	Points/game	FG Pct	3FG Pct	FT Pct	Rebounds/game	Assists/game	Turnovers/game	Assist/Turnover ratio	Steals/game	Blocks/game
15	32.3	10.4	44.6	34.8	56.8	4.3	2.8	1.9	1.5	1.9	0.1

CAREER STATISTICS

SEASON TEAM	GP-GS	MIN/AVG	Field Goals		3-Point		F-Throws		Rebounds				Scoring						
			FG-FGA	FG%	3FG-3FGA	3FG%	FT-FTA	FT%	OFF	DEF	TOT	AVG	PF-FO	A	TO	BLK	STL	PTS	AVG
2019-20 Ark	32-32	720/22.5	107-216	.495	25-56	.446	60-77	.779	7	48	55	1.7	67-1	77	44	2	45	299	9.3
2020-21 Ark	28-28	801/28.6	101-256	.395	44-120	.367	78-97	.804	9	74	83	3.0	75-2	61	43	4	41	324	11.6
2021-22 Ark	28-28	845/30.2	126-307	.410	40-136	.294	99-125	.792	51	98	149	5.3	74-1	78	42	4	50	391	14.0
2022-23 Ark	34-34	1102/32.4	125-350	.357	70-207	.338	129-168	.768	33	105	138	4.1	90-1	98	71	11	56	449	13.2
2023-24 Ark	15-15	485/32.3	54-121	.446	23-66	.348	25-44	.568	19	46	65	4.3	40-0	42	28	2	29	156	10.4
<b>TOTAL</b>	<b>137-137</b>	<b>3952/28.8</b>	<b>513-1250</b>	<b>.410</b>	<b>202-585</b>	<b>.345</b>	<b>391-511</b>	<b>.765</b>	<b>119</b>	<b>371</b>	<b>490</b>	<b>3.6</b>	<b>346-5</b>	<b>356</b>	<b>228</b>	<b>23</b>	<b>221</b>	<b>1619</b>	<b>11.8</b>



**44** Maryn Archer | Fr. | 5-8 | G | Derby, Kan. (Derby HS)

### ARCHER BENCHMARK STATS

N/A

SEASON HIGHS

N/A

CAREER HIGHS

N/A

SEC HIGHS

NOTABLES

Stat	23-24	Career
Double Figure Pts	-	-
Double Figure Rebs	-	-
Double-Doubles	-	-
5+ Assists	-	-
3+ Blocks	-	-
3+ Steals	-	-
Led Team in Pts	-	-
Led Team in Reb	-	-
20+ Points	-	-
30+ Points	-	-

\* Most Recent

### GAME NOTES

- Has not seen the court as a Hog
- Enrolled early in January
- Three-star prospect and ranked as No. 29 by Prep Girls and No. 75 by Blue Star
- Voted to the Run 4 Roses All-Tournament First Team after dropping 31 points on just 11 shots to lead SW Elite, her AAU team, to the championship game in Louisville
- Paced Derby HS in assists and steals during her junior season, finishing with 10.0 points, 3.5 rebounds, 4.6 assists and 2.8 steals per game
- Played on two different high school teams, leading those squads to state during freshman and junior seasons
- Tabbed DerbyInformer.com Female Comeback Player of the Year

### FASTBREAK WITH MARYN ARCHER

- Majoring in clinical psychology
- One of six siblings (second to youngest)
- Wears #44 because her brother (Braden) wore it in college (football player)
- Favorite memory of playing basketball is going up against her brothers in their driveway
- Ran the 400m and 4x400 relay in high school
- Favorite ice cream flavor: Oreo

Has not appeared in an Arkansas game during 2023-24 season

### CAREER STATISTICS

Has not appeared in an Arkansas game



**55** Emrie Ellis | Jr. | 6-3 | F | Vanoss, Okla. (Vanoss HS)

**ELLIS BENCHMARK STATS**

SEASON HIGHS

Points	6	at A-State	11-17-23
FG Made	2	at A-State	11-17-23
FG Att.	3	vs. Little Rock	11-14-23
3FG Made	2	at A-State	11-17-23
3FG Att.	2	at A-State	11-17-23
FT Made	2	vs. UCA	11-20-23
FT Att.	2	vs. UCA	11-20-23
Off. Reb.	1	vs. Wisconsin	11-24-23*
Def. Reb.	4	vs. Little Rock	11-14-23
Rebounds	4	vs. Little Rock	11-14-23
Assists	1	vs. LA Tech	12-7-23*
Blocks	3	at #15 FSU	11-30-23
Steals	N/A		
Minutes	13	at A-State	11-17-23

CAREER HIGHS

Points	11	vs. Auburn	2-10-22
FG Made	4	vs. Auburn	2-10-22
FG Att.	7	vs. Auburn	2-10-22*
3FG Made	2	at A-State	11-17-23
3FG Att.	3	vs. 1/1 SC	1-17-22*
FT Made	3	vs. Auburn	2-10-22
FT Att.	4	vs. Auburn	2-10-22
Off. Reb.	3	at Vanderbilt	2-9-23*
Def. Reb.	5	at Missouri	2-13-22
Rebounds	8	at Missouri	2-13-22
Assists	2	at Vanderbilt	1-6-22*
Blocks	5	vs. UAPB	11-12-21
Steals	1	vs. Texas Tech	3-24-23*
Minutes	27	vs. Auburn	2-10-22

SEC HIGHS

Points	11	vs. Auburn	2-10-22
FG Made	4	vs. Auburn	2-10-22
FG Att.	7	vs. Auburn	2-10-22*
3FG Made	1	vs. Texas A&M	2-26-23*
3FG Att.	3	vs. 1/1 SC	1-17-22
FT Made	3	vs. Auburn	2-10-22
FT Att.	4	vs. Auburn	2-10-22
Off. Reb.	3	at Vanderbilt	2-9-23*
Def. Reb.	5	at Missouri	2-13-22
Rebounds	8	at Missouri	2-13-22
Assists	2	vs. Vanderbilt	1-6-22*
Blocks	2	vs. Texas A&M	2-26-23*
Steals	1	at Alabama	1-20-22
Minutes	27	vs. Auburn	2-10-22

NOTABLES

Stat	21-22	22-23	23-24	Career
Double Figure Pts	1	-	-	1
Double Figure Rebs	-	-	-	-
Double-Doubles	-	-	-	-
5+ Assists	-	-	-	-
3+ Blocks	2	-	1	3
3+ Steals	-	-	-	-
Led Team in Pts	-	-	-	-
Led Team in Reb	-	-	-	-
20+ Points	-	-	-	-
30+ Points	-	-	-	-

\* Most Recent

**GAME NOTES**

- Ruled out the past five games
- Logged six points going 2-of-2 from 3-point at Arkansas State, which provided a huge spark
- Will be a key piece off the bench
- Played 28 games off the bench last season
- Recorded a season-high seven points with two blocks against Texas A&M last season
- Blocked five shots against UAPB in 2021, the most by a freshman Razorback since 2014
- Best career performance came against Auburn, tallying 11 points and five boards as a freshman
- Led the state of Oklahoma in rebounds and blocks in 2018

**FASTBREAK WITH EMRIE ELLIS**

- Majoring in recreation and sport management
- Wears #55 because it was her dad's number
- Chose Arkansas because of Coach Neighbors' style of play
- Favorite type of food is Mexican and favorite place to eat in Fayetteville is Mojitos
- Started playing basketball when she was four and quit to play softball but quickly came back to it after realizing it was her favorite sport to play
- Would tell people she wanted to be a nurse when she grew up

**#55 ELLIS, Emrie**

Opponent	Date	GS	MIN	Total		3-Pointers		Free throws		Rebounds				PF	A	TO	BLK	STL	PTS	AVG
				FG-FGA	PCT	3FG-3FGA	PCT	FT-FTA	PCT	OFF	DEF	TOT	AVG							
Little Rock	11/14/2023		05:35	1-3	.333	0-1	.000	0-0	.000	0	4	4	4.0	1	0	0	0	0	2	2.0
at Arkansas St.	11/17/2023		12:56	2-2	1.000	2-2	1.000	0-0	.000	0	0	0	2.0	4	1	0	0	0	6	4.0
Central Ark.	11/20/2023		09:47	0-0	.000	0-0	.000	2-2	1.000	1	1	2	2.0	1	0	0	1	0	2	3.3
vs Wisconsin	11/24/2023		09:30	0-0	.000	0-0	.000	0-0	.000	1	0	1	1.8	2	0	0	0	0	2.5	
vs Marquette	11/25/2023		11:16	0-1	.000	0-0	.000	0-0	.000	0	0	0	1.4	2	0	0	0	0	2.0	
at Florida St.	11/30/2023		12:07	0-1	.000	0-0	.000	0-0	.000	0	2	2	1.5	1	0	1	3	0	1.7	
UCLA	12/03/2023		11:29	1-1	1.000	1-1	1.000	0-0	.000	0	1	1	1.4	1	0	0	2	0	3	1.9
Louisiana Tech	12/07/2023		11:29	0-1	.000	0-0	.000	0-0	.000	0	1	1	1.4	1	1	1	0	0	0	1.6
<b>Totals</b>			<b>0</b>	<b>84:10</b>	<b>4-9</b>	<b>.444</b>	<b>3-4</b>	<b>.750</b>	<b>2-2</b>	<b>1.000</b>	<b>2</b>	<b>9</b>	<b>11</b>	<b>1.4</b>	<b>13</b>	<b>2</b>	<b>6</b>	<b>0</b>	<b>13</b>	<b>1.6</b>

**Player Averages**

Games Played	Minutes/game	Points/game	FG Pct	3FG Pct	FT Pct	Rebounds/game	Assists/game	Turnovers/game	Assist/Turnover ratio	Steals/game	Blocks/game
8	10.5	1.6	44.4	75.0	100.0	1.4	0.3	0.3	1.0	0.0	0.8

**CAREER STATISTICS**

SEASON	TEAM	GP-GS	MIN/AVG	Field Goals		3-Point		F-Throws		Rebounds				Scoring						
				FG-FGA	FG%	3FG-3FGA	3FG%	FT-FTA	FT%	OFF	DEF	TOT	AVG	PF-FO	A	TO	BLK	STL	PTS	AVG
2021-22	Ark	27-0	293/10.9	33-85	.388	3-24	.125	9-13	.692	19	37	56	2.1	40-1	15	22	2	2	78	2.9
2022-23	Ark	28-0	218/7.8	10-32	.313	4-13	.308	5-8	.625	6	30	36	1.3	25-0	4	11	3	2	29	1.0
2023-24	Ark	8-0	84/10.5	4-9	.444	3-4	.750	2-2	1.000	2	9	11	1.4	13-0	2	2	6	0	13	1.6
<b>TOTAL</b>		<b>63-0</b>	<b>596/9.5</b>	<b>47-126</b>	<b>.373</b>	<b>10-41</b>	<b>.244</b>	<b>16-23</b>	<b>.696</b>	<b>27</b>	<b>76</b>	<b>103</b>	<b>1.6</b>	<b>78-1</b>	<b>21</b>	<b>35</b>	<b>31</b>	<b>4</b>	<b>120</b>	<b>1.9</b>





Official Basketball Box Score - Final
ULM at Arkansas
11/07/23 Bud Walton Arena, Fayetteville
2023-24 Women's Basketball

Game Time: 7:00 PM
Game Duration: 2:02
Attendance: 2,630

Officials: Frank Steratore, Kale Lukulich, Kenya Kirkland

Table with columns: NO. Name, Min, FG, 3P, FT, Rebounds, Fouls, TP, AS, TO, ST, Blocks, +/-, Shooting By Period (1st FG%, 3PT%, 2nd FG%, 3PT%, 3rd FG%, 3PT%, 4th FG%, 3PT%), GM FG%, 3PT%, FT%

Technical Fouls:NONE

Dead Ball Rebounds: 1,2

Table with columns: NO. Name, Min, FG, 3P, FT, Rebounds, Fouls, TP, AS, TO, ST, Blocks, +/-, Shooting By Period, GM FG%, 3PT%, FT%

Technical Fouls:NONE

Dead Ball Rebounds: 8,0

Summary table for ULM vs ARK with columns: Biggest lead, Best Scoring Run, Lead Changes, Times Tied, Time with Lead, Points from Turnovers, Paint, Second Chance, Fast Breaks, Bench, Period by Period Scoring



Official Basketball Box Score - Final
Murray St at Arkansas
11/10/23 Bud Walton Arena, Fayetteville
2023-24 Women's Basketball

Game Time: 10:30 AM
Game Duration: 1:49
Attendance: 11,026

Officials: Pualani Spurlock-Welsh, Cameron Inouye, Kyle Galloway

Table with columns: NO. Name, Min, FG, 3P, FT, Rebounds, Fouls, TP, AS, TO, ST, Blocks, +/-, Shooting By Period, GM FG%, 3PT%, FT%

Technical Fouls:NONE

Dead Ball Rebounds: 2,0

Table with columns: NO. Name, Min, FG, 3P, FT, Rebounds, Fouls, TP, AS, TO, ST, Blocks, +/-, Shooting By Period, GM FG%, 3PT%, FT%

Technical Fouls:NONE

Dead Ball Rebounds: 2,2

Summary table for MSU vs ARK with columns: Biggest lead, Best Scoring Run, Lead Changes, Times Tied, Time with Lead, Points from Turnovers, Paint, Second Chance, Fast Breaks, Bench, Period by Period Scoring



Official Basketball Box Score - Final
Little Rock at Arkansas
11/14/23 Bud Walton Arena, Fayetteville
2023-24 Women's Basketball

Game Time: 7:00 PM
Game Duration: 1:40
Attendance: 2,508

Officials: Michael McConnell, Talsa Green, Brenda Pantaja

Table with columns: NO. Name, Min, FG, 3P, FT, Rebounds, Fouls, TP, AS, TO, ST, Blocks, +/-, Shooting By Period, GM FG%, 3PT%, FT%

Technical Fouls:NONE

Dead Ball Rebounds: 1,0

Table with columns: NO. Name, Min, FG, 3P, FT, Rebounds, Fouls, TP, AS, TO, ST, Blocks, +/-, Shooting By Period, GM FG%, 3PT%, FT%

Technical Fouls:NONE

Dead Ball Rebounds: 5,0

Summary table for LR vs ARK with columns: Biggest lead, Best Scoring Run, Lead Changes, Times Tied, Time with Lead, Points from Turnovers, Paint, Second Chance, Fast Breaks, Bench, Period by Period Scoring



Official Basketball Box Score - Final
Arkansas at Arkansas State
11/17/23 First National Bank Arena, Jonesboro, Ark.
2023-24 Women's Basketball

Game Time: 7:00 PM
Game Duration: 1:45
Attendance: 3,208

Officials: Royce Bevins, Tori Pallo, Kenya Kirkland

Table with columns: NO. Name, Min, FG, 3P, FT, Rebounds, Fouls, TP, AS, TO, ST, Blocks, +/-, Shooting By Period, GM FG%, 3PT%, FT%

Technical Fouls:NONE

Dead Ball Rebounds: 0,0

Table with columns: NO. Name, Min, FG, 3P, FT, Rebounds, Fouls, TP, AS, TO, ST, Blocks, +/-, Shooting By Period, GM FG%, 3PT%, FT%

Technical Fouls:NONE

Dead Ball Rebounds: 2,0

Summary table for ARK vs ASU with columns: Biggest lead, Best Scoring Run, Lead Changes, Times Tied, Time with Lead, Points from Turnovers, Paint, Second Chance, Fast Breaks, Bench, Period by Period Scoring



Official Basketball Box Score - Final  
Central Ark. at Arkansas  
11/20/23 Bud Walton Arena, Fayetteville  
2023-24 Women's Basketball

Game Time: 7:00 PM  
Game Duration: 1:46  
Attendance: 4,194

Officials: Felicia Grinter, Seif Esho, Gina Cantaruzzi

Central Ark. - 67

Record: 2-2

NO. Name	Min	FG			Rebounds			Fouls		TP	AS	TO	ST	Blocks		+/-
		M-A	M-A	M-A	OR	DR	TOT	PF	FF					BS	BA	
30 Kierra Prim	F 13:17	0-1	0-0	0-0	1	2	3	2	1	0	0	1	0	0	1	-20
42 Cheyenne Banks	F 26:38	1-3	0-0	3-4	4	5	9	3	4	5	0	1	0	0	0	-13
0 Jade Upshaw	G 24:34	6-13	4-9	0-0	0	0	0	3	1	16	3	2	1	0	0	-8
3 Randrea Wright	G 21:43	5-10	1-1	3-4	0	2	2	4	3	14	2	1	0	1	1	-10
22 Leah Malua	G 21:39	3-8	0-3	1-1	0	2	2	5	2	7	2	2	1	0	1	-11
1 Kinley Fisher	26:50	4-8	3-6	0-0	2	2	4	1	0	11	2	5	1	0	0	-15
5 Bree Stephens	25:50	4-8	2-5	0-0	0	1	1	2	0	10	2	1	3	0	0	3
4 Cheyenne Kemp	14:05	0-3	0-1	2-2	0	2	2	2	2	2	1	2	0	0	0	-1
24 Jenna Ross Malua	10:42	0-0	0-0	0-0	1	2	3	1	0	0	1	0	2	0	0	3
12 Destiny Duckworth	08:51	0-1	0-1	2-2	1	4	5	0	1	2	0	2	0	0	0	-7
32 Elizabeth Ablara	05:24	0-0	0-0	0-0	0	2	2	0	0	0	0	0	0	0	0	9
23 Kaidyn Beckwith	00:27	0-0	0-0	0-0	0	0	0	0	0	0	0	0	0	0	0	0
Team					1	1	2			0	0	0	0	0	0	
<b>Totals</b>		23-55	10-26	11-13	10	25	35	23	13	67	13	17	8	1	3	-14

Technical Fouls: NONE

Dead Ball Rebounds: 2/0

Shooting By Period	
1 <sup>st</sup> FG%	4-14 28.6%
3PT%	2-5 40.0%
FT%	2-2 100%
2 <sup>nd</sup> FG%	7-14 50.0%
3PT%	4-8 50.0%
FT%	3-4 75%
3 <sup>rd</sup> FG%	4-13 30.8%
3PT%	1-6 16.7%
FT%	1-1 100%
4 <sup>th</sup> FG%	8-14 57.1%
3PT%	3-7 42.9%
FT%	5-6 83.3%
GM FG%	23-55 41.8%
3PT%	10-26 38.5%
FT%	11-13 84.6%



Official Basketball Box Score - Final  
Wisconsin at Arkansas  
11/24/23 Suncoast Credit Union Arena, Fort Myers, Fla.  
2023-24 Women's Basketball

Game Time: 2:00 PM  
Game Duration: 1:47  
Attendance: 654

Officials: Talisa Green, Eric Baker, Ashlee Goode

Wisconsin - 62

Record: 3-2

NO. Name	Min	FG			Rebounds			Fouls		TP	AS	TO	ST	Blocks		+/-
		M-A	M-A	M-A	OR	DR	TOT	PF	FF					BS	BA	
25 Serah Williams	F 36:13	2-7	0-2	5-7	1	8	9	1	6	9	1	5	1	1	2	-6
3 Brooke Schramek	F 25:49	2-8	1-4	1-2	0	2	2	4	1	6	2	3	0	0	2	-2
13 Ronnie Porter	G 38:40	3-15	2-5	0-0	2	8	10	3	1	8	1	2	5	1	1	-6
23 D'Yanis Jimenez	G 34:13	6-10	2-2	3-4	0	4	4	2	4	17	2	3	1	0	0	6
24 Natalie Leuzinger	G 22:16	4-6	1-2	0-0	1	2	3	0	0	9	0	1	0	0	0	-4
15 Sania Copeland	32:05	4-8	3-6	0-0	0	3	3	2	11	5	3	0	0	1	-8	
11 Anna Guillen	09:47	1-2	0-1	0-0	0	0	0	1	0	2	1	0	0	1	0	3
12 Tessa Grady	00:56	0-0	0-0	0-0	0	1	1	0	0	0	0	1	0	0	0	2
Team					2	7	9			0	0	0	0	0	0	
<b>Totals</b>		22-56	9-22	9-13	6	34	40	18	14	62	12	18	7	3	6	-3

Technical Fouls: NONE

Shooting By Period	
1 <sup>st</sup> FG%	6-16 37.5%
3PT%	5-7 71.4%
FT%	1-2 50%
2 <sup>nd</sup> FG%	6-14 42.9%
3PT%	2-5 40.0%
FT%	0-0 0%
3 <sup>rd</sup> FG%	6-17 35.3%
3PT%	1-5 20.0%
FT%	1-1 100%
4 <sup>th</sup> FG%	4-9 44.4%
3PT%	1-5 20.0%
FT%	7-10 70%
GM FG%	22-56 39.3%
3PT%	9-22 40.9%
FT%	9-13 69.2%

Dead Ball Rebounds: 1/0

Arkansas - 65

Record: 6-0

NO. Name	Min	FG			Rebounds			Fouls		TP	AS	TO	ST	Blocks		+/-
		M-A	M-A	M-A	OR	DR	TOT	PF	FF					BS	BA	
30 Maryam Dauda	F 31:20	2-4	0-1	0-0	6	5	11	4	0	4	3	2	2	3	0	8
0 Taliyah Scott	G 37:56	6-20	4-12	2-2	0	5	5	1	2	18	1	1	1	0	0	3
2 Samara Spencer	G 35:15	3-17	3-11	4-6	1	5	6	1	5	13	2	3	2	1	0	-2
4 Saylor Poffenbarger	G 32:28	2-8	0-4	0-4	3	7	10	3	4	2	1	3	1	1	7	
43 Makayla Daniels	G 38:22	7-15	5-10	3-6	4	4	8	3	5	22	3	4	2	1	1	4
13 Sasha Golforth	06:42	0-4	0-2	0-0	0	0	0	1	1	0	0	1	0	0	0	-4
55 Emrie Ellis	09:30	0-0	0-0	0-0	0	1	1	0	1	0	0	0	0	0	0	-5
23 Carly Keats	08:27	1-2	0-1	2-2	1	1	2	1	4	0	0	0	0	0	0	4
Team					3	4	7			0	2					
<b>Totals</b>		21-70	12-41	11-20	19	31	50	14	18	65	11	14	10	6	3	3

Technical Fouls: NONE

Shooting By Period	
1 <sup>st</sup> FG%	4-20 20.0%
3PT%	4-15 26.7%
FT%	0-2 0%
2 <sup>nd</sup> FG%	5-20 25.0%
3PT%	2-9 22.2%
FT%	1-2 50%
3 <sup>rd</sup> FG%	7-20 35.0%
3PT%	3-11 27.3%
FT%	4-6 66.7%
4 <sup>th</sup> FG%	5-10 50.0%
3PT%	3-6 50.0%
FT%	6-10 60%
GM FG%	21-70 30.0%
3PT%	12-41 29.3%
FT%	11-20 55.0%

Dead Ball Rebounds: 5/0

UCA		ARK		Points from				Period by Period Scoring							
Biggest lead	0 (1 <sup>st</sup> 10:00)	20 (2 <sup>nd</sup> 2:59)	Turnovers	12	20	1st	2nd	3rd	4th	TOT	UCA	21	10	24	67
Best Scoring Run	12 (2 <sup>nd</sup> 0:35)	9 (1 <sup>st</sup> 5:42)	Paint	24	24	ARK	22	19	21	19	81				
Lead Changes	0		Second Chance	9	14										
Times Tied	1		Fast Breaks	9	9										
Time with Lead	00:00	38:57	Bench	25	6										

Dead Ball Rebounds: 4/1

Wisc		Ark		Points from				Period by Period Scoring							
Biggest lead	10 (3 <sup>rd</sup> 9:40)	11 (4 <sup>th</sup> 4:46)	Turnovers	4	15	Wisc	18	14	14	16	62				
Best Scoring Run	14 (2 <sup>nd</sup> 0:53)	11 (2 <sup>nd</sup> 4:15)	Paint	24	12										
Lead Changes	5		Second Chance	9	19										
Times Tied	6		Fast Breaks	18	14										
Time with Lead	19:55	13:26	Bench	13	4										



Official Basketball Box Score - Final  
Marquette at Arkansas  
11/25/23 Suncoast Credit Union Arena, Fort Myers, Fla.  
2023-24 Women's Basketball

Game Time: 5:00 PM  
Game Duration: 1:34  
Attendance: 527

Officials: Jody Cantrell, Royce Blevins, Cara Seppie

Marquette - 74

Record: 6-0

NO. Name	Min	FG			Rebounds			Fouls		TP	AS	TO	ST	Blocks		+/-
		M-A	M-A	M-A	OR	DR	TOT	PF	FF					BS	BA	
20 Frannie Hottinger	F 30:20	6-9	0-1	0-0	4	8	12	1	2	12	1	2	2	2	1	15
32 Liza Karlen	G 25:39	9-16	0-2	2-3	3	6	9	1	5	20	0	1	0	1	1	13
3 Rose Nkumou	G 31:15	5-7	2-3	2-2	0	1	1	2	4	14	7	0	0	0	0	15
12 Mackenzie Hare	G 26:51	3-11	1-6	2-2	0	5	5	3	1	9	1	2	0	0	3	15
23 Jordan King	G 21:17	4-12	1-5	0-0	0	2	2	3	2	9	1	2	0	0	0	16
11 Skylar Forbes	21:41	0-1	0-0	2-2	1	2	3	0	1	2	0	0	1	0	0	7
1 Lee Volker	22:23	1-5	0-1	2-2	1	2	3	1	4	2	1	2	0	1	0	12
4 Abbey Cracknell	12:23	2-3	0-1	0-0	0	3	3	2	4	1	0	1	0	0	0	-8
2 Bridget Ulberg	08:11	0-1	0-0	0-0	0	0	0	0	0	1	0	0	0	0	0	-5
Team					2	1	3			0	0					
<b>Totals</b>		30-65	4-19	10-11	11	30	41	13	16	74	14	8	9	3	6	16

Technical Fouls: NONE

Shooting By Period	
1 <sup>st</sup> FG%	3-15 20.0%
3PT%	3-9 33.3%
FT%	2-4 50%
2 <sup>nd</sup> FG%	5-13 38.5%
3PT%	3-3 100%
FT%	3-4 75%
3 <sup>rd</sup> FG%	6-18 33.3%
3PT%	0-5 0%
FT%	5-5 100%
4 <sup>th</sup> FG%	5-14 35.7%
3PT%	1-6 16.7%
FT%	0-0 0%
GM FG%	30-65 46.2%
3PT%	4-19 21.1



Official Basketball Box Score - Final  
**UCLA at Arkansas**  
12/03/23 Bud Walton Arena, Fayetteville  
2023-24 Women's Basketball

Game Time: 2:00 PM  
Game Duration: 1:45  
Attendance: 4,261

Officials: Michael McConnell, Angelica Suffren, Reynira Seales

UCLA - 81 Record: 7-0  
Table with columns: NO. Name, Min, FG, 3P, FT, Rebounds, Fouls, TP, AS, TO, ST, Blocks, +/-

Shooting By Period  
1st FG% 9-22 40.9%  
2nd FG% 11-16 68.8%  
3rd FG% 7-16 43.8%  
4th FG% 4-15 26.7%

Arkansas - 66 Record: 7-2  
Table with columns: NO. Name, Min, FG, 3P, FT, Rebounds, Fouls, TP, AS, TO, ST, Blocks, +/-

Shooting By Period  
1st FG% 6-17 35.3%  
2nd FG% 7-18 38.9%  
3rd FG% 3-15 20.0%  
4th FG% 5-14 35.7%

UCLA ARK  
Biggest lead 30 (3rd 0:35) 6 (1st 8:39)  
Best Scoring Run 15 (2nd 4:56) 15 (4th 4:00)  
Lead Changes 1  
Times Tied 0  
Time with Lead 35:59 03:31



Official Basketball Box Score - Final  
**Louisiana Tech at Arkansas**  
12/07/23 Bud Walton Arena, Fayetteville  
2023-24 Women's Basketball

Game Time: 7:00 PM  
Game Duration: 1:40  
Attendance: 2,599

Officials: Kevin Pethel, Denise Brooks, Kate Lukarich

Louisiana Tech - 60 Record: 2-7  
Table with columns: NO. Name, Min, FG, 3P, FT, Rebounds, Fouls, TP, AS, TO, ST, Blocks, +/-

Shooting By Period  
1st FG% 5-16 31.3%  
2nd FG% 6-16 37.5%  
3rd FG% 8-21 38.1%  
4th FG% 6-16 37.5%

Arkansas - 100 Record: 9-2  
Table with columns: NO. Name, Min, FG, 3P, FT, Rebounds, Fouls, TP, AS, TO, ST, Blocks, +/-

Shooting By Period  
1st FG% 10-17 58.8%  
2nd FG% 3-10 30.0%  
3rd FG% 5-10 50.0%  
4th FG% 8-17 47.1%

LATECH ARK  
Biggest lead 0 (1st 10:00) 44 (4th 6:44)  
Best Scoring Run 7 (3rd 7:25) 22 (4th 9:04)  
Lead Changes 0  
Times Tied 0  
Time with Lead 00:00 39:41



Official Basketball Box Score - Final  
**Ark-Pine Bluff at Arkansas**  
12/10/23 Bud Walton Arena, Fayetteville  
2023-24 Women's Basketball

Game Time: 1:00 PM  
Game Duration: 1:53  
Attendance: 3,330

Officials: Brian Hall, Brenda Pantoja, Cori Chambers

Ark-Pine Bluff - 74 Record: 4-7  
Table with columns: NO. Name, Min, FG, 3P, FT, Rebounds, Fouls, TP, AS, TO, ST, Blocks, +/-

Shooting By Period  
1st FG% 5-26 19.2%  
2nd FG% 6-17 35.3%  
3rd FG% 11-20 55.0%  
4th FG% 6-15 40.0%

Arkansas - 70 Record: 8-3  
Table with columns: NO. Name, Min, FG, 3P, FT, Rebounds, Fouls, TP, AS, TO, ST, Blocks, +/-

Shooting By Period  
1st FG% 4-17 23.5%  
2nd FG% 9-13 69.2%  
3rd FG% 6-18 33.3%  
4th FG% 3-16 18.8%

UAPB ARK  
Biggest lead 4 (4th 4:46) 12 (2nd 2:25)  
Best Scoring Run 7 (3rd 1:22) 9 (2nd 3:10)  
Lead Changes 8  
Times Tied 5  
Time with Lead 10:32 23:20



Official Basketball Box Score - Final  
**Samford at Arkansas**  
12/16/23 Simmons Bank Arena, North Little Rock  
2023-24 Women's Basketball

Game Time: 12:30 PM  
Game Duration: 1:53  
Attendance: 2,510

Officials: Joseph Vaszily, Kristen Bell, Royce Byrnes

Samford - 54 Record: 7-4  
Table with columns: NO. Name, Min, FG, 3P, FT, Rebounds, Fouls, TP, AS, TO, ST, Blocks, +/-

Shooting By Period  
1st FG% 4-9 44.4%  
2nd FG% 3-6 50.0%  
3rd FG% 3-6 50.0%  
4th FG% 7-16 43.8%

Arkansas - 68 Record: 9-3  
Table with columns: NO. Name, Min, FG, 3P, FT, Rebounds, Fouls, TP, AS, TO, ST, Blocks, +/-

Shooting By Period  
1st FG% 4-14 28.6%  
2nd FG% 6-16 37.5%  
3rd FG% 5-16 31.3%  
4th FG% 6-10 60.0%

SAM ARK  
Biggest lead 3 (2nd 5:47) 17 (4th 0:31)  
Best Scoring Run 6 (3rd 3:01) 10 (2nd 0:03)  
Lead Changes 2  
Times Tied 4  
Time with Lead 03:20 33:20





Official Basketball Box Score - Final  
**Arkansas at Illinois**  
 12/20/23 Student Life Center, Keller University, West Palm Beach  
 2023-24 Women's Basketball

Game Time: 11:00 AM  
 Game Duration: 1:47

Officials: Bruce Morris, Natasha Harris, Jeff Cross

Arkansas - 60													
Record: 10-3													
NO. Name	Min	FG M-A	3P M-A	FT M-A	Rebounds OR DR TOT	Fouls PF FD	TP	AS	TO	ST	Blocks BS BA	+/-	
30 Maryam Dauda	F 26:03	4-5	0-0	1-2	1 3 4	4 1	9	0	3	0	2	0	15
0 Taliah Scott	G 37:55	7-15	1-6	2-2	1 0 1	3 5	17	1	3	0	0	1	1
2 Samara Spencer	G 35:15	7-19	2-7	1-4	0 4 4	2 2	17	1	4	1	0	1	-1
4 Saylor Poffenbarger	G 37:09	2-7	1-4	3-5	5 14 19	3 4	8	2	0	1	2	1	-3
43 Makayla Daniels	G 36:24	2-7	0-5	1-2	1 2 3	2 3	5	4	0	1	0	0	1
10 Cristina Sánchez Cerqueira	04:03	0-2	0-0	0-0	0 0 0	1 0	0	0	0	0	0	0	-4
23 Carly Keats	10:25	1-2	0-1	0-1	0 0 0	1 1	2	0	0	0	0	0	2
34 Jenna Lawrence	12:45	1-1	0-0	0-0	0 2 2	1 2	2	0	0	1	1	0	-6
Team					0 1 1	0	0	1					
<b>Totals</b>		24-58	4-23	8-16	8 26 34	16 18	60	8	11	4	5	3	1

Technical Fouls:NONE

Illinois - 59													
Record: 5-8													
NO. Name	Min	FG M-A	3P M-A	FT M-A	Rebounds OR DR TOT	Fouls PF FD	TP	AS	TO	ST	Blocks BS BA	+/-	
23 Brynn Shoup-Hill	F 12:17	1-2	0-0	0-0	1 2 3	0 0	2	0	0	0	1	0	8
44 Kendall Bostic	F 34:51	7-11	0-1	1-1	3 7 10	2 1	15	1	1	2	1	1	4
1 Genesis Bryant	G 39:33	6-15	0-0	0-0	0 0 0	3 4	12	2	3	0	0	1	-1
3 Makira Cook	G 36:53	6-21	0-3	5-6	2 9 11	4 6	17	5	2	0	0	0	2
24 Adalia McKenzie	G 22:32	1-6	0-0	0-0	2 3 5	4 2	2	0	0	1	0	1	-3
11 Jada Peebles	26:12	0-3	0-3	0-0	2 2 2	0 0	0	2	1	0	0	0	-5
5 Gretchen Dolan	03:35	0-0	0-0	0-0	0 2 2	1 0	0	0	0	0	0	0	0
41 Camille Hobby	13:37	4-7	0-0	3-3	2 3 5	2 3	11	0	1	0	1	2	-4
22 Shay Bollin	02:46	0-0	0-0	0-0	0 0 0	1 0	0	0	0	0	0	0	-4
4 Kam'ryn Rhodes	07:44	0-1	0-1	0-0	0 0 0	0 0	0	0	0	0	0	0	-2
Team					2 2 4	0	0						
<b>Totals</b>		25-66	0-8	9-10	13 30 43	18 16	59	10	9	3	3	5	-1

Technical Fouls:NONE

	ARK		ILL		Points from Turnovers	ARK	ILL	Period by Period Scoring
	7 (1 <sup>st</sup> 8:31)	5 (3 <sup>rd</sup> 6:15)	8 (3 <sup>rd</sup> 4:41)	7 (3 <sup>rd</sup> 9:04)				
<b>Biggest lead</b>					5	11		
<b>Best Scoring Run</b>	8 (3 <sup>rd</sup> 4:41)		7 (3 <sup>rd</sup> 9:04)		26	32	1st 2nd 3rd 4th TOT	17 14 17 12 60
<b>Lead Changes</b>	12				10	13	ARK	16 12 23 8 59
<b>Times Tied</b>	5				4	11		
<b>Time with Lead</b>	21:12	16:36						

Arkansas - 66													
Record: 11-3													
NO. Name	Min	FG M-A	3P M-A	FT M-A	Rebounds OR DR TOT	Fouls PF FD	TP	AS	TO	ST	Blocks BS BA	+/-	
30 Maryam Dauda	F 32:23	1-2	0-1	1-2	1 7 8	4 1	3	3	0	0	2	0	5
0 Taliah Scott	G 40:00	9-24	6-12	2-2	0 6 6	2 1	26	2	0	0	0	1	8
2 Samara Spencer	G 37:52	3-14	2-6	5-6	0 0 0	0 6	13	2	3	0	0	2	5
4 Saylor Poffenbarger	G 37:52	6-7	2-3	3-3	2 9 11	1 5	17	1	1	1	5	1	0
43 Makayla Daniels	G 26:53	1-5	0-2	0-0	1 1 2	4 2	0	0	4	1	0	0	7
23 Carly Keats	15:15	1-4	0-2	0-0	0 2 2	0 0	2	0	0	0	2	0	4
34 Jenna Lawrence	09:45	1-2	1-1	0-0	1 1 1	3 0	3	0	0	0	1	0	6
Team					2 0 2	0	0	2					
<b>Totals</b>		22-58	11-27	11-13	6 26 32	14 15	66	8	10	6	6	3	8

Technical Fouls:NONE

Dead Ball Rebounds: 2 0

Illinois - 59													
Record: 5-8													
NO. Name	Min	FG M-A	3P M-A	FT M-A	Rebounds OR DR TOT	Fouls PF FD	TP	AS	TO	ST	Blocks BS BA	+/-	
30 Maryam Dauda	F 12:17	1-2	0-0	0-0	1 2 3	0 0	2	0	0	0	1	0	8
44 Kendall Bostic	F 34:51	7-11	0-1	1-1	3 7 10	2 1	15	1	1	2	1	1	4
1 Genesis Bryant	G 39:33	6-15	0-0	0-0	0 0 0	3 4	12	2	3	0	0	1	-1
3 Makira Cook	G 36:53	6-21	0-3	5-6	2 9 11	4 6	17	5	2	0	0	0	2
24 Adalia McKenzie	G 22:32	1-6	0-0	0-0	2 3 5	4 2	2	0	0	1	0	1	-3
11 Jada Peebles	26:12	0-3	0-3	0-0	2 2 2	0 0	0	2	1	0	0	0	-5
5 Gretchen Dolan	03:35	0-0	0-0	0-0	0 2 2	1 0	0	0	0	0	0	0	0
41 Camille Hobby	13:37	4-7	0-0	3-3	2 3 5	2 3	11	0	1	0	1	2	-4
22 Shay Bollin	02:46	0-0	0-0	0-0	0 0 0	1 0	0	0	0	0	0	0	-4
4 Kam'ryn Rhodes	07:44	0-1	0-1	0-0	0 0 0	0 0	0	0	0	0	0	0	-2
Team					2 2 4	0	0						
<b>Totals</b>		22-58	11-27	11-13	6 26 32	14 15	66	8	10	6	6	3	8

Technical Fouls:NONE

	UIC		ARK		Points from Turnovers	UIC	ARK	Period by Period Scoring
	3 (1 <sup>st</sup> 7:24)	14 (4 <sup>th</sup> 4:44)	13	8				
<b>Biggest lead</b>					13	8		
<b>Best Scoring Run</b>	6 (4 <sup>th</sup> 6:35)		11 (2 <sup>nd</sup> 8:27)		36	12	1st 2nd 3rd 4th TOT	12 15 10 6 11 58
<b>Lead Changes</b>	3				8	5	ARK	18 14 15 19 66
<b>Times Tied</b>	2				13	5		
<b>Time with Lead</b>	03:42	35:38			22	5		

Dead Ball Rebounds: 2 1



Official Basketball Box Score - Final  
**UIW at Arkansas**  
 12/31/23 Bud Walton Arena, Fayetteville  
 2023-24 Women's Basketball

Game Time: 1:00 PM  
 Game Duration: 1:41  
 Attendance: 3,420

Officials: Bill Larrance, Ily Seales, Charles Watson

Arkansas - 67													
Record: 13-3													
NO. Name	Min	FG M-A	3P M-A	FT M-A	Rebounds OR DR TOT	Fouls PF FD	TP	AS	TO	ST	Blocks BS BA	+/-	
30 Maryam Dauda	F 31:32	4-9	0-1	5-5	1 4 5	1 4	13	1	0	0	4	0	17
0 Taliah Scott	G 37:56	8-20	4-12	4-4	0 3 3	1 2	24	4	7	0	0	0	21
2 Samara Spencer	G 30:16	3-5	1-3	2-3	1 2 3	2 2	9	2	1	2	0	0	18
4 Saylor Poffenbarger	G 27:57	2-11	1-6	4-4	2 17 19	1 2	9	2	4	0	0	1	19
43 Makayla Daniels	G 34:39	2-4	2-4	2-4	1 4 5	4 5	8	1	1	3	1	0	18
23 Carly Keats	14:57	0-1	0-1	0-0	0 1 1	1 0	0	1	0	0	0	0	4
34 Jenna Lawrence	14:10	0-1	0-1	0-0	0 2 2	2 0	0	0	0	0	0	0	0
10 Cristina Sánchez Cerqueira	05:21	1-2	0-0	0-0	1 2 3	0 0	2	0	1	0	0	0	0
20 Karley Johnson	02:06	1-1	0-0	0-0	0 0 0	0 0	0	2	0	0	0	0	0
8 Bea Franklin	01:06	0-0	0-0	0-0	0 0 0	1 0	0	0	0	0	0	0	-2
Team					0 1 1	0	0						
<b>Totals</b>		21-54	8-28	17-20	6 36 42	13 15	67	11	14	5	5	1	19

Technical Fouls:NONE

UIW - 48													
Record: 7-4													
NO. Name	Min	FG M-A	3P M-A	FT M-A	Rebounds OR DR TOT	Fouls PF FD	TP	AS	TO	ST	Blocks BS BA	+/-	
13 Chloe Storer	F 25:24	2-9	0-0	1-1	2 0 2	3 2	4	1	1	1	0	3	-19
35 Raimi McCrary	F 27:53	0-6	0-1	2-2	1 1 2	1 1	2	1	0	1	1	0	-1
3 Nina De Leon Negron	G 35:34	3-11	1-5	0-0	1 5 6	2 0	7	6	2	0	0	0	-19
10 Destiny Terrell	G 23:41	1-5	0-0	3-6	0 11 11	3 3	5	0	3	0	0	1	-4
32 Jorja Elliott	G 24:32	4-7	2-4	0-0	1 4 5	0 0	10	1	3	3	0	1	-12
5 Myra Bell	17:59	0-6	0-2	2-2	2 0 2	3 1	2	0	0	0	0	0	-13
11 Aliyah Collins	16:27	4-6	1-3	1-1	0 3 3	1 3	10	1	1	1	0	0	-17
14 Brenna Perez	17:57	2-6	1-4	1-2	0 1 1	1 2	6	0	1	0	0	0	-11
2 Kaylee Howell	01:31	0-1	0-0	0-0	0 0 0	1 0	0	1	0	0	0	0	1
0 Hanna Wheeler	03:28	0-2	0-2	0-0	0 0 0	0 0	0	1	0	0	0	0	0
4 Sophia Griego	03:28	0-1	0-1	0-0	0 0 0	0 0	0	0	1	1	0	0	0
21 Mallory McQuittor	02:06	0-0	0-0	2-2	1 0 1	0 1	2	0	0	0	0	0	0
Team					1 1 2	0	0						
<b>Totals</b>		16-60	5-22	11-16	9 26 35	15 13	48	12	12	7	1	5	-19

Technical Fouls:NONE

Dead Ball Rebounds: 2 2

	UIW		ARK		Points from Turnovers	UIW	ARK	Period by Period Scoring
	6 (1 <sup>st</sup> 6:10)	21 (4 <sup>th</sup> 1:31)	13	8				
<b>Biggest lead</b>					9	16		

## TV/RADIO CHART



### Taliah Scott

0

Fr. | G | FR | 5-9  
Orange Park, Fla.  
St. Johns Country Day  
Major: History

GP-GS	PPG	RPG	APG	MPG
15-15	23.0	3.5	1.5	36.1
Season Highs:	34 (11/17)	6 (12/21)	4 (12/31)	40 (12/21)

- Coming off 24 points, three boards & four assists vs. UIW
- Tied SEC Freshman of the Week record at Arkansas with five
- Logged 29 points vs. ULM, most by a freshman in Arkansas debut
- Leads SEC in scoring, FTM (74), FGM (116), mins & fourth in FT% (.822)
- In NCAA, second in total points (345), third in FTM & FGA, fourth in FGM & FTA & eighth in PPG
- No. 11 ranked 2023 player in the country and five-star prospect
- Named McDonald's All-American and Florida Gatorade POY



### Samara Spencer

2

Jr. | G | 2L | 5-7  
Fort Lauderdale, Fla.  
St. Thomas Aquinas  
Major: Rec & Sport Management

GP-GS	PPG	RPG	APG	MPG
15-15	11.9	3.9	3.1	31.8
Season Highs:	20 (12/16)	8 (12/10)	7 (11/10)	38 (11/10)

- Coming off nine points, three rebounds & two steals vs. UIW
- Became 33rd member of 1K club at Arkansas w/ 15 points at FSU
- Fifth in minutes, seventh in FTM (45), ninth in FTA (63) & 13th in FT% (.717) in the SEC
- No. 15 in career assists (296). 4th in SEC among active players
- Leading returning scorer w/ 14.4 PPG and a team-leading 15.4 assists
- No. 7 most assists in a single season at Arkansas last season
- 2022 SEC Freshman of the Year, first for Arkansas since 2009



### Saylor Poffenbarger

4

R-So. | G | 1L/TR | 6-2  
Middletown, Md.  
Middletown/UConn  
Major: Communications

GP-GS	PPG	RPG	APG	MPG
15-15	10.5	12.7	1.7	31.2
Season Highs:	17 (12/21)	23 (11/30)	4 (11/17)	39 (12/10)

- Coming off nine points, 19 rebounds and two assists vs. UIW
- Has logged four 19+ rebound games, the most by a Razorback
- Broke single-game record in rebounds w/ 23 at #15 FSU
- Leads SEC in rebounds/gm (12.7) & defensive rebounds/gm (10.4), which are both second in the NCAA
- Among active SEC players, sits at No. 15 in career rebounds (446)
- Tabled to All-SEC Freshman Team
- Broke individual season defensive rebound record w/ 225 last year
- Five-time SEC Freshman of the Week, which led the league



### Bea Franklin

8

GR. | G | GR | 5-10  
Seattle, Wash.  
Seattle Prep  
Major: Nursing

GP-GS	PPG	RPG	APG	MPG
2-0	0.0	0.5	0.0	3.2
Season Highs:	N/A	1 (12/7)	N/A	5 (12/7)

- Played one minute vs. UIW
- Three-sport athlete in HS (soccer, bball and tennis)
- Led Seattle Prep to 20-9 record, 12-4 in 3A Metro in 2016-17
- On soccer pitch, named 2023 SEC Midfielder of the Year and SEC Scholar Athlete of the Year
- Named All-American in grad season, leading Hogs in goals (9), assists (9) and points, and two-time All-SEC recipient
- Named 2019 Washington State Gatorade Player of the Year in soccer



### Cristina Sanchez Cerqueira

10

Fr. | F | FR | 6-1  
Granada, Spain  
Segle XXI  
Major: Kinesiology

GP-GS	PPG	RPG	APG	MPG
11-0	0.6	1.4	0.2	5.6
Season Highs:	2 (12/31)	3 (12/31)	1 (11/20)	11 (12/7)

- Registered two points & three rebounds vs. UIW
- Made first collegiate field goal vs. Marquette
- A member of the Spanish National Team
- Played at FIBA U18 3x3 World Cup in Hungary and European Youth Olympic Festival 3x3 in Slovenia
- With Segle XXI, played in 26 games during the 2022-23 season to average 6.4 points, 5.4 rebounds and 1.3 steals per game



### Karley Johnson

20

So. | G | 1L | 5-9  
Oklahoma City, Okla.  
Mustang  
Major: Family Science

GP-GS	PPG	RPG	APG	MPG
4-0	0.8	1.5	0.3	7.3
Season Highs:	2 (12/31)	2 (12/7)	1 (12/7)	13 (12/7)

- Recorded her first collegiate field goal vs. UIW
- Made season debut vs. Little Rock, playing all 10 minutes of fourth quarter to log a point, two offensive rebounds and one steal
- Appeared in 10 games as a true freshman
- Tabled a 2022 McDonald's All-American nominee
- As a senior at Mustang HS, averaged 12.3 points, 4.3 rebounds and 3.1 assists per game



### Loren Lindsey

21

So. | G | 1L | 5-11  
Fayetteville, Ark.  
Fayetteville  
Major: Finance

GP-GS	PPG	RPG	APG	MPG
1-0	0.0	1.0	0.0	3.6
Season Highs:	N/A	N/A	1 (11/14)	3 (11/14)

- Made season debut vs. Little Rock, finishing with first career assist
- Appeared in nine games as a true freshman
- Made collegiate debut against Central Arkansas
- Tabled to the All-Conference 6A West All-Defensive Team
- Named Northwest Arkansas Democrat Gazette Player of the Week
- Born and raised in Fayetteville & always wanted to be a Hog



### Carly Keats

23

So. | G | JUCO | 5-8  
Choctaw, Miss.  
Neshoba Central/Jones JC  
Major: Anthropology

GP-GS	PPG	RPG	APG	MPG
15-0	4.5	1.1	0.3	15.2
Season Highs:	14 (11/14)	4 (11/14)	1 (12/31)	26 (12/3)

- Logged one rebound and assist in 15 minutes vs. UIW
- Has logged 15 triples this year
- Daggared four 3-pointers to finish with 14 points vs. Little Rock
- JUCO transfer from Jones College, having led the team to its seventh straight region crown and ticket to NJCAA Tournament
- Named to All-Region 23 Team at JC
- Started in 28 games as a freshman at JC, finishing w/ 55 3-pointers



### Maryam Dauda

30

R-So. | F | 1L | 6-4  
Bentonville, Ark.  
Bentonville  
Major: International Business

GP-GS	PPG	RPG	APG	MPG
15-15	8.3	6.3	0.9	27.4
Season Highs:	15 (11/14)	11 (11/24)	3 (12/21)	37 (12/16)

- Logged 13 points, five rebounds & career-high four blocks vs. UIW
- Registered a career-high 11 boards vs. Wisconsin
- Fourth in blocks/gm (1.9) in SEC & 18th in total blocks (29) in NCAA
- Appeared in 35 games off the bench, first year back from ACL injury
- 13th-ranked player, five-star prospect and top post player in the ESPN HoopGurlz 2021 recruiting class
- Sat out her first year at Arkansas to fully recover from injury



### Jenna Lawrence

34

Fr. | F | FR | 6-3  
Farmington, Ark.  
Farmington  
Major: Human Nutrition

GP-GS	PPG	RPG	APG	MPG
10-0	2.1	1.6	0.1	9.1
Season Highs:	10 (12/7)	5 (12/16)	1 (11/14)	14 (12/31)

- Logged two rebounds in 14 minutes vs. UIW
- Recorded career-highs in minutes (12) & points (10) vs. LA Tech
- Four-star prospect, No. 61 player in the country
- Proven winner, coming off 4A girls state championship & was MVP
- Averaged 18.7 points, 7.1 rebounds and 1.5 blocks per game with 99 3-pointers made as a senior
- Eclipsed 2,000 points and 1,000 rebounds in high school



### Makayla Daniels

43

Gr. | G | 4L | 5-8  
Frederick, Md.  
Frederick  
Major: Rec & Sport Management

GP-GS	PPG	RPG	APG	MPG
15-15	10.4	4.3	2.8	32.3
Season Highs:	22 (11/24)	8 (11/24)	7 (12/7)	39 (12/10)

- Logged eight points, five rebounds & three steals vs. UIW
- Made Fort Myers Tip-Off All-Tournament Team, logging 22 points, eight rebounds, three assists, two steals & one block vs. Wisconsin
- Earned spot on All-SEC Preseason Second Team
- No. 7 on the all-time scoring list (1,619) & broke starts record (137)
- Most assists (356) & second most steals (221), third most points & 12th most rebounds (490) among active SEC players in their career
- Started in every game since freshman year



### Maryn Archer

44

Fr. | G | FR | 5-8  
Derby, Kan.  
Derby  
Major: Sociology

GP-GS	PPG	RPG	APG	MPG
N/A	N/A	N/A	N/A	N/A
Season Highs:	N/A	N/A	N/A	N/A

- Has not made an appearance in a game
- Enrolled early in January
- Three-start prospect out of high school
- Voted Run 4 Roses All-Tournament First Team after 31-point performance on just 11 shots in championship game
- Paced Derby HS in assists and steals during junior year
- Played on two different high school teams, leading both to state



### Emrie Ellis

55

Jr. | F | 2L | 6-3  
Vanoss, Okla.  
Vanoss  
Major: Human Resources

GP-GS	PPG	RPG	APG	MPG
8-0	1.6	1.4	0.3	10.5
Season Highs:	6 (11/17)	4 (11/14)	1 (12/7)	13 (11/17)

- Split last five games
- Splashed two big 3-pointers for six points w/ +20 efficiency at A-State
- Made return after injury vs. LR, logging two points & four boards
- Played 28 games off the bench last season
- Scored in nine games in 2022-23
- Five blocks vs. UAPB was most by a freshman Hog since 2014
- No. 48 overall recruit in ASGR's 2021 recruiting rankings



### Mike Neighbors

HC

7th Year at Arkansas  
11th Year Overall  
Career: 230-121, Arkansas: 132-80

- One of two active head coaches to earn 200 career wins in 10 years or less
- Has led teams to nine postseason appearances (6 NCAA, 3 WNIT)
- Guided teams to Final Four and two Sweet 16s as head coach
- Coached 11 WNBA Draft picks, six as a head coach
- Holds Arkansas head coaching record for SEC winning percentage
- Has 42 wins over AP Top 5 opponents
- WBCA Board of Directors member



Todd Schaefer  
Seventh Season



Pauline Love  
Seventh Season



Lacey Goldwire  
Fifth Season





**Taliah Scott**  
Fr. | 5-9 | G  
Orange Park, Fla.



**Samara Spencer**  
Jr. | 5-7 | G  
Fort Lauderdale, Fla.



**Saylor Poffenbarger**  
R-So. | 6-2 | G  
Middletown, Md.



**Bea Franklin**  
Gr. | 5-10 | G  
Seattle, Wash.



**Cristina Sánchez Cerqueira**  
Fr. | 6-1 | G  
Granada, Spain



**Sasha Goforth**  
R-Jr. | 6-1 | G  
Fayetteville, Ark.



**Karley Johnson**  
So. | 5-9 | G  
Mustang, Okla.



**Loren Lindsey**  
So. | 5-11 | G  
Fayetteville, Ark.



**Carly Keats**  
So. | 5-8 | G  
Choctaw, Miss.



**Maryam Dauda**  
R-So. | 6-4 | F  
Bentonville, Ark.



**Jenna Lawrence**  
Fr. | 6-3 | F  
Farmington, Ark.



**Makayla Daniels**  
Gr. | 5-9 | G  
Frederick, Md.



**Maryn Archer**  
Fr. | 5-7 | G  
Derby, Kan.



**Emrie Ellis**  
Jr. | 6-3 | F  
Vanoss, Okla.



**Mike Neighbors**  
Head Coach  
Seventh Season



**Todd Schaefer**  
Associate Head Coach  
Seventh Season



**Pauline Love**  
Assistant Coach  
Seventh Season



**Lacey Goldwire**  
Assistant Coach  
Fifth Season



**Amber Shirey**  
Director of Operations




**Jayci Stone**  
Director of SA Development



**Evan Johnston**  
Special Assistant to HC/Dir. of Video



**Simone Rush**  
Head Athletic Trainer



**Tyler Beckman**  
S&C Coach