



MISSISSIPPI STATE WOMEN'S BASKETBALL

12 NCAA TOURNAMENTS | 5 SWEET SIXTEENS | 3 ELITE EIGHTS | 2 NCAA FINAL FOURS | 3 SEC CHAMPIONSHIPS

RECORD	17-5
Home	9-3
Away	5-2
Neutral	3-0
Non-Conference	13-2
SEC	4-3
NET	27

DATE	MSU	OPP	OPPONENT	TV	TIME/RESULT
NOVEMBER (8-1)					
N6	25/RV	-/-	Alcorn St.	SECN+	W, 77-42
N10	25/RV	-/-	Southeastern La.	SECN+	W, 67-46
N12	25/RV	-/-	Jacksonville St.	SECN+	W, 84-45
N15	RV/RV	-/-	New Orleans	SECN+	W, 87-26
N19	RV/RV	-/-	at Belmont	ESPN+	W, 63-62
N24	25/RV	-/-	vs. Clemson^	ESPN+	W, 81-78
N25	25/RV	-/-	vs. Arkansas PB^	ESPN+	W, 77-68
N26	25/RV	-/-	vs. Tulsa^	ESPN+	W, 102-58
N29	21/21 RV/RV	-/-	Miami (Fla.)	SECN	L, 68-74

DECEMBER (5-1)					
D3	21/21	-/-	at UT Chattanooga	ESPN+	L, 53-59
D11	RV/RV	-/-	Kennesaw St.	SECN+	W, 91-50
D14	RV/RV	-/-	Jackson St.	SECN+	W, 82-72
D17	RV/RV	-/-	at Memphis	ESPN+	W, 81-63
D20	RV/RV	-/-	at Colorado St.	ESPN+	W, 82-75
D29	RV/-	-/-	Mississippi Valley St.	SECN+	W, 99-35

JANUARY (4-3)					
J4	RV/-	RV/RV	Vanderbilt*	SECN+	L, 66-71
J7	RV/-	1/1	at South Carolina*	ESPN	L, 66-85
J11	-/-	-/-	at Arkansas*	SECN	W, 66-63
J14	-/-	-/-	Ole Miss*	SECN	W, 69-57
J18	-/-	-/-	Tennessee*	SECN	L, 64-75
J22	-/-	-/-	at Florida*	SECN	W, 89-77
J29	-/-	9/9	LSU*	ESPN2	W, 77-73

F1	RV/RV	-/-	at Kentucky*	SECN+	6 p.m.
F4	-/-	-/-	at Texas A&M*	SECN	3 p.m.
F8	-/-	-/-	Georgia*	SECN+	6:30 p.m.
F11	-/-	-/-	Florida*	SECN+	2 p.m.
F18	-/-	-/-	at Ole Miss*	SECN+	3 p.m.
F22	-/-	-/-	Kentucky*	SECN+	6:30 p.m.
F25	-/-	-/-	at Alabama*	SECN	4 p.m.
F29	-/-	-/-	at Auburn*	SECN	7 p.m.
M3	-/-	-/-	Missouri*	SECN+	2 p.m.

All Times Central
Home Games in Bold
* - SEC Game
^ - Van Chancellor Classic in Katy, Texas (Merrell Center)
% - ACC/SEC Challenge

MEDIA INFORMATION

TV: SECN+
WEBSITE: hailstate.com
LIVE STATS: msu.statbroadcast.com
LIVE AUDIO: hailstate.com/watch
RADIO: Jason Crowder (96.1 - Starkville)
SID: Nate Jarrett
EMAIL: NJarrett@athletics.msstate.edu
CELL: (850) 499-7586

GAME 23 | MISSISSIPPI STATE AT KENTUCKY | RUPP ARENA | FEB. 1, 2024

MISSISSIPPI STATE

17-5 | 4-3 SEC

HEAD COACH: Sam Purcell
RECORD AT MSU: 39-16 (2nd Season)
CAREER RECORD: Same
NET RANKING: 27 (As of Jan. 30)

KENTUCKY

9-12 | 2-5 SEC

HEAD COACH: Kyra Elzy
RECORD AT UK: 58-51 (Fourth Season)
CAREER RECORD: Same
NET RANKING: 164 (As of Jan. 30)



SERIES AT A GLANCE

VS. KENTUCKY Kentucky leads 31-23
IN LEXINGTON Kentucky leads 14-9
CURRENT STREAK: W1
LAST MEETING: H / W, 77-76 / Jan. 22, 2023



MISSISSIPPI STATE TRAVELS TO KENTUCKY ON THURSDAY

- Mississippi State hits the road to face Kentucky on Thursday inside Rupp Arena on SEC Network Plus at 6 p.m. CT.
- Kentucky leads the all-time series 31-23 and 14-9 in Lexington.
- Mississippi State is 4-3 to start its SEC schedule after it went 9-7 in regular-season conference play in 2022-23. Head coach Sam Purcell's already 13 SEC wins are the most of any Mississippi State head coach in their first two seasons - surpassing Vic Schafer's 10 in his first two seasons. Purcell recorded the most SEC wins by a Mississippi State head coach in their debut season with the nine victories in 2022-23 - a mark that is almost double the previous high of five wins by Schafer. Purcell also stands as the only head coach in program history to have a winning record in SEC play in his debut season and also already leads all head coaches in program history with 39 overall wins and two tournament wins through their first two seasons.
- Mississippi State entered the month of February 4-5 in SEC play in 2022-23 and the Bulldogs finished its first regular season under head coach Sam Purcell with a 5-2 record in February to propel itself to a historic run in March.
- With a win over No. 9 LSU on Monday, head coach Sam Purcell earned his first win over a top-25 and top-10 opponent as a head coach. It was Mississippi State's first top-10 win since a road win at No. 10 Texas, 67-49, on Dec. 2, 2018. It was also the first sellout crowd in the Purcell era with 9,121 fans in attendance.

JORDAN, SHEPPARD EARN SEC WEEKLY HONORS

- The Southeastern Conference announced on Tuesday that senior guard Jerkaila Jordan has been named Co-SEC Player of the Week and freshman guard Mjracle Sheppard was voted Co-Freshman of the Week. Jordan is the fourth different Mississippi State player to earn SEC Player of the Week accolades this season, while Sheppard is the second to earn SEC Freshman of the Week honors. It marks the first time in both players' careers that they have received the honor.
- Mississippi State leads the conference with five SEC Player of the Week honors this season, in addition to two Freshman of the Week honors. The seven different weekly conference honors have come from six different players.
- Senior guard Jerkaila Jordan finished with a game-high 24 points on 9-17 from the field and 3-3 from behind the arc, in addition to five steals, four rebounds and two assists in 32 minutes. With Mississippi State trailing at half, Jordan turned in 15 points on 5-7 from the field and 2-2 from three in the second half. It marked her ninth 20-plus point game this season and her fourth in conference play. With her five steals, Jordan continues to establish herself as one of the premier defenders in the SEC with now three-plus steals in six of seven conference contests. She is averaging career-best marks in points and rebounds with a team-high 17.4 points and 6.2 rebounds this season.
- Freshman guard Mjracle Sheppard filled the stat sheet with 12 points on 6-9 from the field, in addition to a team-high in assists and steals with added a six steals, five assists and four rebounds and in 27 minutes off the bench. In a back and forth first half, Sheppard turned in eight points on 4-5 from the field with four assists and two steals and earned a start coming out of the halftime break. She has now led the team in steals in six games and assists in four.

NUMBERS TO KNOW

76.9

Mississippi State is averaging 76.9 points per game this season. The Bulldogs have scored 70-plus in 13 games this season and is 13-0 this season and are 32-1 overall when scoring at least 70 points under head coach Sam Purcell. Mississippi State has averaged at least 70 points per game in every season since 2016-17.

Mississippi State has earned five SEC Player of the Week honors this season and two SEC Freshman of the Week honors. The seven total honors have come from six different plays. The five SEC Player of the Week selections are the most of any SEC school this season and the most for Mississippi State since 2018-19.

5

GENERAL INFORMATION

Location.....	Starkville, Miss.
Enrollment (Fall 2023).....	22,657
Founded.....	Feb. 28, 1878
Nickname.....	Bulldogs
School Colors.....	Maroon (PMS 202) and White
Conference.....	Southeastern
President.....	Dr. Mark Keenum
Director of Athletics.....	Zac Selmon
Faculty Representative.....	Dr. Brent J. Fountain
Sport Administrator.....	Joey Bailey

HISTORY

Season of Basketball.....	49th
First Season.....	1974-75
All-Time Record.....	814-660 (49 years)
All-Time Conference Record.....	229-315 (40 years)
SEC Regular-Season Titles (last).....	2 (2019)
SEC Tournament Titles (last).....	1 (2019)
SEC Tournament Record.....	26-43
NCAA Tourn. Appearances (last).....	12 (2023)
NCAA Tourn. Record.....	24-12
NCAA Final Four Appearances (last).....	2 (2018)
WNIT Appearances (last).....	7 (2014)

COACHING STAFF

Head Coach.....	Sam Purcell (Auburn, '03)
Record at MSU.....	39-16 (2nd Season)
Career Record.....	Same
Career SEC Record.....	13-10 (0-1 in SEC Tournament)
NCAA Tournament Record.....	2-1
Assistant Coach.....	Murriel Page (Florida, '98)
.....	Second Season
Assistant Coach.....	Corry Irvin (Fresno State, '96)
.....	Second Season
Assistant Coach.....	Gabe Lazo (Barry Univ., '08)
.....	Second Season
Assistant Coach.....	Michelle Clark-Heard (Western Ky, '90)
.....	First Season
Assistant Coach.....	Tony Dukes (Clayton State, '13)
.....	First Season

HUMPHREY COLISEUM

Year Opened (Seasons).....	1975 (49th Season)
All-Time Record (Win %).....	471-213 (48th Season)
Record under Sam Purcell.....	23-5

2022-23 REVIEW

Overall Record.....	22-11
SEC Record (Finish).....	9-7 (5th)
Home Record.....	14-2
Road Record.....	3-7
Neutral Record.....	5-2

2023-24 TEAM INFORMATION

Returners/Lost.....	5/8
Starters Returning/Lost.....	3/2 (*Min. 10 starts)
Newcomers.....	6 (three transfers and three freshman)

SOCIAL MEDIA

Website.....	hailstate.com
Twitter.....	@HailStateWBK
Facebook.....	facebook.com/HailStateWBK
Instagram.....	@HailStateWBK
Hashtag.....	#HailState

LP3 - LAUREN PARK-LANE

• Graduate student guard Lauren Park-Lane is second in the SEC and sixth nationally with 131 assists as of Jan. 30. She is one of just three players in the country to rank inside the top eight for total assists each of the last two seasons with Iowa's Caitlin Clark and Colorado St.'s McKenna Hofschild.

• Park-Lane has led the team in assists in six of seven SEC games and in 19 of 22 games with the Bulldogs. She has led her team in assists in 117 of her 142 career games (83 percent).

• Her current 6.0 assists per game ranks 14th nationally and second in the SEC as of Jan. 30. It would also be the second-best single-season mark in program history. She is averaging 5.6 assists per game in SEC play.

• Her 2,126 career points ranks eighth among active players, while her 829 career assists are second. Her and Iowa's Caitlin Clark are the only two active players with over 2,000 points and 800 career assists and are the only two to rank in the top 10 in both points and assists among active players.

• She became only one of seven players in NCAA women's basketball history with 800 career assists and 2,000 career points with her first of seven assists at Arkansas on Jan. 11.

PLAYER	SCHOOL	POINTS	ASSISTS
Courtney Vandersloot	Gonzaga	2,073	1,118
Sabrina Ionescu	Oregon	2,562	1,091
Samantha Prahalis	Ohio State	2,010	900
Jamierra Faulker	Southern Miss	2,056	883
Jordin Canada	UCLA	2,153	831
Caitlin Clark	Iowa	3,389 (active)	958 (active)

• Park-Lane set an individual Mississippi State single-game record (women's or men's) for most threes made with a 10-17 performance from behind the arc at Colorado St. on Dec. 20. With the effort, she also became only the third player in SEC women's basketball history to make 10 threes in a single game. She finished with 33 points, 21 of which came in the second half, in addition to a team-high six assists and four rebounds in 35 minutes. It marked her 13th career 30-point game and her seventh contest with 30-plus points and five-plus assists.

• She has posted five-plus assists in 65 percent of her career games (92 of her 142 games played).

• Park-Lane recorded 20 points and 10 assists in 39 minutes vs. Miami (Fla.) on Nov. 29 - the first Bulldogs' 20-plus points and 10-plus assists game since Tan White in 2002. She has five 20-plus points and 10-plus assists games in her career. With 20 points and 10 assists vs. Miami (Fla.), Park-Lane now has 15 career point-assist double-doubles and 17 games with 10-plus assists.

• Despite her playmaking ability as a passer, she has an elite ability to score and has averaged at least 17.5 points per game each of the last three seasons.

STATE AMONG WINNINGEST PROGRAMS IN DIVISION I SINCE START OF 2016-17

• Since the start of the 2016-17 campaign, Mississippi State owns 195 wins, which is the 10th-most in Division I.

• In the stretch, State went to two national title games, three consecutive Elite Eights and won three SEC Championships.

• After posting 34 wins in 2016-17, the Bulldogs recorded a program-record 37 victories during the 2017-18 campaign. State followed that season with 33 wins in 2018-19 and 27 in 2019-20.

RANK	TEAM	TOTAL WINS
1.	UCConn	242 (225, 17-4)
2.	South Carolina	233 (214, 19-0)
3.	Stanford	225 (206, 19-2)

4.	Louisville	224 (206, 18-3)
5.	Baylor	223 (207, 16-3)
6.	Florida Gulf Coast	221 (204, 17-4)
7.	Gonzaga	208 (188, 20-2)
8.	Maryland	204 (192, 12-8)
9.	NC State	197 (179, 18-2)
10.	MISSISSIPPI STATE	195 (178, 17-5)
11.	South Dakota St.	194 (179, 15-5)

* Wins as of Jan. 30 (Prior To 2023-24, 2023-24 Record)

2 EASY FOR JERKAILA JORDAN

• Head coach Sam Purcell nicknamed senior guard Jerkaila Jordan Ms. February after her month that helped Mississippi State make history last year, but through 22 games that nickname has changed due to her year round dominance.

• Jordan is averaging a team-high 17.4 points on 46.0 percent from the field, in addition to 6.2 rebounds and 2.5 assists and 2.4 steals in 31.0 minutes per game.

• With a game-high vs. LSU on Jan. 29, Jordan has led the team in points in 12 games this season and 44 times for her career - 28 times at Mississippi State.

• A New Orleans, La. native, Jordan was named SEC Co-Player of the Week on Jan. 30 after finishing with 24 points, five steals, four rebounds and two assists in 32 minutes in the win vs. No. 9 LSU on Jan. 29. She has scored 20-plus points in nine games this season and four of the seven SEC contests.

• One of the defensive anchors of this team, Jordan has recorded three-plus steals in all six of seven SEC contests and in 10 overall games this season.

• Jordan posted 21 points and 12 rebounds at Florida on Jan. 22, for her fifth double-double of the season and ninth of her career. She entered the season with four double-doubles over three seasons to already surpass her career total.

• Jordan remains the only Bulldog to start every game this season. She has started all 111 games of her career.

• She is rebounding incredibly well from the guard spot, ranking third on the team with a career-best 6.2 rebounds per game. She has recorded five-plus rebounds in 14 games and has five games of 10-plus rebounds this season.

FEBRUARY IS HERE

• No one in the SEC was better than now senior guard Jerkaila Jordan during the month of February in 2022-23. In the month, Jordan led Mississippi State in points per game, field goal percentage, three-point field goal percentage, total steals and blocks. She was the only SEC player to lead her team in at least six major stat categories in February 2023.

• She led the team with 16.9 points per game, a 55.0 percent field goal percentage and a 53.0 three-point field goal percentage, in addition to 17 total steals and eight total blocks. She also ranked second with 6.0 rebounds per game, but led the team with 42 total rebounds.

• Her strong play in February helped guide Mississippi State to a 5-2 record in the month and primed the Bulldogs for their March run in the NCAA Tournament.

LAUREN PARK-LANE - FASHION ICON

• Off the court, graduate student guard Lauren Park-Lane is known by her teammates as the player with the best fashion sense. Park-Lane plans to pursue a career in fashion after her playing career is finished.

• Park-Lane is studying fashion design and merchandising - a major that was a factor in why she decided to come to Mississippi State post-graduate - and had the pleasure to style multiple WNBA athletes over the summer including LA Sparks' Jordin Canada.

JESSIKA CARTER - BEST POST IN THE COUNTRY

- Graduate student center Jessika Carter is currently averaging career-best marks in rebounds and minutes with 9.7 rebounds in 30.5 minutes per game, in addition to 14.5 points per game. With her near double-double average, she would be the first Bulldog to average a double-double and post a 10-plus rebound average since Teaira McCowan did both in 2018-19.
- Carter is averaging 16.2 points on 56.1 percent from the field and 10.2 rebounds over the last five SEC contests compared to 7.0 points and 9.0 rebounds on 33.3 percent from the field over the first two.
- With 20 points and 16 rebounds at Florida on Jan. 22, Carter has 36 career double-doubles which ranks second among active SEC players and third in program history. The Bulldogs are 8-0 this season and 18-0 under head coach Sam Purcell when Carter records a double-double.
- The Florida performance also marked her 12th career 20-plus points and 10-plus rebounds performance; the Bulldogs are 12-0 in those games.
- Carter earned SEC Co-Player of the Week honors for the second time this season and the fourth time in her career on Jan. 16.
- With a storied career to this point, graduate student center Jessika Carter is making her presence felt in the Mississippi State and SEC record books. Carter's 1,549 career points ranks 10th in program history, her 988 rebounds are fourth and her 219 blocks are third. Carter's career rebounding total leads all active SEC players, her blocks are second and her points are fourth.
- With 12 more rebounds, she is set to become only the third player in program history - joining Teaira McCowan and Latoya Thomas - with 1,500 points and 1,000 rebounds.
- Carter was named SEC Co-Player of the Week and one of her US-BWA Players of the Week after a stretch from Dec. 11-17 in which she turned in three straight double-doubles and averaged 21.7 points, 14.7 rebounds and 3.7 blocks in 33.1 minutes per game.
- She turned in 17 points and 18 rebounds while playing all 40 minutes vs. Jackson St. on Dec. 14. Carter collected a new season-high 18 rebounds vs. Jackson St. - 11 of which were offensive. She played 40 minutes for the third time in her career - second time playing all minutes in regulation - and first since her career-high total vs. Auburn on Feb. 20, 2020.
- Carter returned from a three-game absence and did not miss a step vs. Kennesaw St. on Dec. 11. Carter finished with a career-high 31 points on 14-19 from the field with 13 rebounds. The 14 made field goals also marks a career high.
- Carter earned a spot on the 2024 Wooden Award Preseason Top 50 Watch List, Lisa Leslie Award Preseason Watch List, Preseason All-SEC First Team (coaches) and Second Team (media).
- She averaged a career-best 14.8 points per game and totaled a career-high 65 blocked shots and career-high 42 assists in 2022-23. Her averages in points (14.8), rebounds (7.7), blocks (2.1) and field goal percentage (57.0% - SEC best) led the Bulldogs.

JESSIKA CARTER - BIG 4 OVER THE LAST FIVE

- Carter is averaging 16.2 points on 56.1 percent from the field and 10.2 rebounds over the last five SEC contests compared to 7.0 points and 9.0 rebounds on 33.3 percent from the field over the first two.
- Carter has recorded three 20-plus point games - two of which were 20-plus points and 15-plus rebounds performances - over the last five contests.

DAWGS BACK TO FULL STRENGTH

- With the return of redshirt junior forward Nyayongah Gony at Florida on Jan. 22, Mississippi State had 10 available players for the first time since vs. Clemson on Nov. 24.
- Mississippi State has used six different starting lineup combinations and every post player has missed at least one game.



Official Basketball Box Score - Final
Kentucky at Mississippi St.
 01/22/23 Humphrey Coliseum, Starkville
 2022-23 Women's Basketball

Game Time: 12:02 PM
 Game Duration: 2:03
 Attendance: 5,130

Officials: Angelica Suffren, Timothy Daley, Eric Koch

Kentucky - 76

Record: 9-10 (1-6)

NO.	Name	Min	FG		3P		FT		Rebounds			Fouls		TP	AS	TO	ST	Blocks		+/-
			M-A	M-A	M-A	M-A	OR	DR	TOT	PF	FD	BS	BA							
21	Nyah Leveretter	F 27:14	0-2	0-0	0-0	1	1	2	4	1	0	0	2	0	0	2	0	0	1	-10
1	Robyn Benton	G 37:49	8-17	1-5	7-9	1	1	2	4	5	24	7	3	2	0	0	0	3		
5	Blair Green	G 29:27	3-6	1-4	0-0	0	1	1	3	0	7	0	0	0	0	0	1	10		
11	Jada Walker	G 36:21	7-13	3-5	5-6	1	3	4	3	4	22	1	0	3	0	0	-7			
22	Maddie Scherr	G 33:19	4-12	1-3	7-7	2	4	6	5	6	16	3	4	5	1	0	0			
25	Adebola Adeyeye	08:56	0-0	0-0	0-0	0	0	0	1	1	0	0	0	0	1	0	-6			
3	Kennedy Cambridge	15:46	2-2	1-1	2-2	0	0	0	0	2	7	0	4	2	0	0	-7			
13	Ajae Petty	10:42	1-1	0-0	0-0	0	4	4	2	1	0	0	2	0	0	1	11			
34	Emma King	00:26	0-0	0-0	0-0	0	0	0	0	0	0	0	0	0	0	0	1			
Team						1	2	3							1					
Totals			24-53	7-18	21-24	6	16	22	22	20	76	11	16	12	2	3	-1			

Technical Fouls::NONE

Shooting By Period		
1 st FG%	6-13	46.2%
3PT%	3-7	42.9%
FT%	3-3	100%
2 nd FG%	4-11	36.4%
3PT%	2-5	40.0%
FT%	5-5	100%
3 rd FG%	5-12	41.7%
3PT%	0-2	0.0%
FT%	5-7	71.4%
4 th FG%	9-17	52.9%
3PT%	2-4	50.0%
FT%	8-9	88.9%
GM FG%	24-53	45.3%
3PT%	7-18	38.9%
FT%	21-24	87.5%

Dead Ball Rebounds: 2, 1

Mississippi St. - 77

Record: 15-5 (4-3)

NO.	Name	Min	FG		3P		FT		Rebounds			Fouls		TP	AS	TO	ST	Blocks		+/-
			M-A	M-A	M-A	M-A	OR	DR	TOT	PF	FD	BS	BA							
4	Jessika Carter	F 34:09	9-13	0-0	3-4	5	3	8	4	5	21	4	3	1	2	0	-3			
21	Debreasha Powe	F 34:18	2-9	1-6	1-2	3	4	7	2	3	6	2	2	1	1	0	2			
0	Anastasia Hayes	G 31:21	4-6	0-0	9-10	0	4	4	4	9	17	1	5	1	0	0	9			
1	Ahiana Smith	G 24:38	4-12	1-3	0-0	2	3	5	2	0	9	4	3	0	0	1	2			
2	Jerkaila Jordan	G 16:06	3-5	1-1	0-0	0	2	2	2	0	7	0	3	0	0	0	3			
3	Asianae Johnson	27:33	2-8	1-1	2-2	0	2	2	3	1	7	5	2	2	0	0	-1			
11	Kourtney Weber	14:33	1-2	0-1	2-2	2	2	4	0	3	4	2	0	0	0	0	-9			
22	Charlotte Kohl	03:03	1-1	0-0	0-0	0	0	0	1	0	2	0	0	0	0	0	1			
23	Ramani Parker	14:19	2-3	0-0	0-0	1	2	3	2	1	4	1	1	0	0	1	1			
Team						2	2	4			0									
Totals			28-59	4-12	17-20	15	24	39	20	22	77	19	19	5	3	2	1			

Technical Fouls::NONE

Shooting By Period		
1 st FG%	4-13	30.8%
3PT%	0-3	0.0%
FT%	0-1	0%
2 nd FG%	8-15	53.3%
3PT%	3-6	50.0%
FT%	1-2	50%
3 rd FG%	7-15	46.7%
3PT%	0-1	0.0%
FT%	8-8	100%
4 th FG%	9-16	56.3%
3PT%	1-2	50.0%
FT%	8-9	88.9%
GM FG%	28-59	47.5%
3PT%	4-12	33.3%
FT%	17-20	85.0%

Dead Ball Rebounds: 2, 0

	UK	MSU
Biggest lead	11 (2 nd 7:36)	6 (4 th 1:52)
Best Scoring Run	7 (1 st 0:41)	10 (3 rd 7:06)
Lead Changes	10	
Times Tied	10	
Time with Lead	22:57	10:10

Points from	UK	MSU
Turnovers	21	18
Paint	20	46
Second Chance	7	15
Fast Breaks	16	8
Bench	7	17

	Period by Period Scoring				
	1st	2nd	3rd	4th	TOT
UK	18	15	15	28	76
MSU	8	20	22	27	77

YABBA-DABBA DO DAWGS

- Do you wonder why you keep hearing fans and the team yelling "Yabba Dabba" throughout the game?
- "You know what's awesome about Freddy Flintstone? He's got no shoes and he's crazy enough to drive his car [and use his feet] and go 100 miles per hour. I was sitting on the couch one day and was like, 'That's what my team is missing.' We need some yabba dabba do behavior because I've got nice [players], but for us to win championships, we've got to get a little ugly. We've got to be some Dawgs. So, I came in one day and they all looked at me like I was crazy [for suggesting this]. Then, they were like, 'Aw, this is actually pretty cool.'" - head coach Sam Purcell.
- A "Yabba Dabba" call can happen in one of three ways - all of them built around tremendous effort and hustle.
- The first path to a "Yabba Dabba" comes when a player is on offense - normally a post - and is running and beating the opponent down the floor.
- The second is an offensive rebound and putback for second chance points. Mississippi State has some "Yabba Dabba" in them as the Bulldogs are outscoring their opponents 307-204 (+103) in second-chance points and are averaging 14.0 second-chance points per game this season. Mississippi State has outscored its opponents in second-chance efforts in 16 of 22 games (14-2).
- The third is on the defensive end and stopping advantage (two-on-one, three-on-two) situations that the opponent has.
- It can also be taking a charge, breaking up a transition layup, beating an opponent down the floor for a transition layup before the defense are set.

GETTING ON THE GLASS

- Mississippi State is currently averaging 42.7 rebounds per game, which ranks 21st nationally and is outrebounding its opponents by +8.9 per game, a margin that ranks 20th nationally as of Jan. 30.
- Mississippi State limited LSU to 35 total rebounds last time out on Jan. 29 after the Tigers entered the contest averaging 46.8 rebounds per contest.
- Three Bulldogs are averaging over 6.0 rebounds or more per game (Carter 9.7, Barnum 6.7, Jordan 6.2).
- Mississippi State has outrebounded 16 of its 22 opponents this season and is 36-3 under Purcell when doing so.
- Mississippi State outrebounded No. 1/1 South Carolina on the offensive glass 22-16 and only loss the rebounding battle 44-43 on Jan. 7. The Bulldogs also outscored the Gamecocks 16-15 in second-chance points.
- Mississippi State recorded 70 rebounds vs. Alcorn St. the most since Mississippi State recorded 71 vs. Arkansas-Pine Bluff on Nov. 13, 2009.
- The Bulldogs hold a 307-204 (+103) advantage in second-chance points this season and have scored more second-chance points than their opponents in 16 of 22 games (14-2).

REWRITING RECORD BOOKS

- With a storied career to this point, graduate student center Jessica Carter is making her presence felt in the Mississippi State and SEC Record Books. Carter's career points ranks 10th in program history, rebounds ranks fourth and blocks rank third. With 12 more rebounds, she is set to become only the third player in program history - joining Teaira McCowan and Latoya Thomas - with 1,500 points and 1,000 rebounds.
- Carter leads all active SEC players with 988 career rebounds, second with 219 blocks and ranks fourth with 1,549 points.
- Carter currently has 36 career double-doubles, which ranks

second among active SEC players and is third in program history.

- Senior guard Jerkaila Jordan surpassed 1,000 career points at Mississippi State with 19 points vs. Jackson St. on Dec. 14. Jordan now has 1,621 career points after spending her freshman season at Tulane. She became the 29th player in program history to reach the mark in a Bulldog uniform.
- With her first of seven assists at Arkansas on Jan. 11, graduate student guard Lauren Park-Lane became one of only seven players in NCAA history with 800 career assists and 2,000 career points. She surpassed both marks this season. Her 829 assists ranks second among active players, while her 2,126 points ranks eighth among active players. Park-Lane and Iowa's Caitlin Clark are the only two players in the top-10 for both active points and active assists totals.

ONE - TEAM MANTRA

- After "Why Not Us" in Purcell's first season at the helm, the team mantra has shifted to "ONE" in year two. It is based off the idea of One Team, One Mindset, One Drive, One Goal. The one mantra can be applied to many different facets, but is primarily focused on taking that one next step as one team under one common goal.
- The ONE mantra is placed around the facilities, including the tunnel door near the locker room pictured to the size below and one the side of the warmup shirts.
- It is also about what Mississippi State can do in the community and for its fans - first Education Day vs. New Orleans on Nov. 15, Epilepsy Awareness Game vs. Jacksonville St. on Nov. 11, Christmas Game and Teddy Bear Toss for Charity vs. Jackson St. on Dec. 14.
- "This one is simple, it's bigger than basketball. First and foremost, our hashtag this year is ONE. How many things can we do one at a time that are bigger than basketball." - head coach Sam Purcell following Education Day on Nov. 15.
- The "ONE" mantra is exemplified by in the response of three All-Conference transfers (Big East - Lauren Park-Lane at Seton Hall, Darrione Rogers at DePaul, SEC - Erynn Barnum - Arkansas) buying into the culture and embracing their new roles.

GET US TO UNDER FIVE

- Mississippi State is 36-0 overall and 15-0 this season when leading with under five minutes remaining in regulation under head coach Sam Purcell.
- Mississippi State led LSU 70-61 with under five minutes remaining last time out on Jan. 29.

NOTHING FREE

- Mississippi State is one of the top teams at defending without fouling, ranking fourth nationally and first in the SEC with 12.7 fouls per game as of Jan. 30.
- Mississippi State has finished with 10 or fewer fouls already seven times this season compared to only five times in 2022-23. (7-0 in those games this season, 11-1 overall under Purcell)
- Mississippi State is 17-2 when allowing 10 or fewer free throw attempts.

20 MORE FOR 2

- Undoubtedly one of the best players in the SEC at the end of last season, senior guard Jerkaila Jordan has continued her hot start to SEC play and has turned in four 20-plus points games through the first seven conference games - including 24 points last time out vs. LSU on Jan. 29.
- The latest 20-point game extends her season total to nine and career total to 30.

CAREER MILESTONES TO WATCH

POINTS	Milestone	Career Total
Player	Milestone	Career Total
Lauren Park-Lane	2500 points	*2,126 (1,221)
Jerkaila Jordan	1750 points	*1,621 (1,171)
Jessika Carter	1750 points	1,549
Darrione Rogers	1250 points	*1,265 (156)
Erynn Barnum	1250 points	*1,236 (164)

REBOUNDS	Milestone	Career Total
Player	Milestone	Career Total
Jessika Carter	1000 rebounds	988
Erynn Barnum	750 rebounds	*713 (134)
Jerkaila Jordan	750 rebounds	*575 (469)
Darrione Rogers	750 rebounds	*540 (70)

ASSISTS	Milestone	Career Total
Player	Milestone	Career Total
Lauren Park-Lane	850 assists	*829 (131)
Jerkaila Jordan	250 assists	*217 (149)
Jessika Carter	100 assists	98

BLOCKS	Milestone	Career Total
Player	Milestone	Career Total
Jessika Carter	250 blocks	219

STEALS	Milestone	Career Total
Player	Milestone	Career Total
Jerkaila Jordan	250 steals	*242 (181)

* Stats include other schools
() Mississippi State Stats

2023-24 SEASON ACCOLADES

Erynn Barnum

- Katrina McClain Award Preseason Watch List
- Preseason All-SEC Second Team (Coaches)

Jessika Carter

- SEC Co-Player of the Week - Dec. 19, Jan. 16
- USBWA Players of the Week - Dec. 19
- Wooden Award Top 50 Preseason Watch List
- Lisa Leslie Award Preseason Watch List
- Preseason All-SEC First Team (Coaches)
- Preseason All-SEC Second Team (Media)

Jerkaila Jordan

- SEC Co-Player of the Week - Jan. 31
- Preseason All-SEC Second Team (Coaches)

Quanirah Montague

- SEC Co-Freshman of the Week - Jan. 2

Lauren Park-Lane

- SEC Player of the Week - Dec. 26
- Nancy Lieberman Award Preseason Watch List

Darrione Rogers

- SEC Player of the Week - Jan. 2

Mjracle Sheppard

- SEC Co-Freshman of the Week - Jan. 31.



PAINTING A NICE PICTURE NEAR THE HOOP

- Mississippi State is outscoring its opponent 826-556 (+270) in points in the paint, averaging 37.5 points in the paint per game with a +12.3 margin over opponents.
- Mississippi State outscored 16 of 22 opponents in paint points and are 15-1 in those games. Mississippi State has tied or outscored five of its seven SEC opponents and are averaging 37.4 points in the paint in conference action.
- Mississippi State outscored Florida 48-28 in points in the paint in its last road game on Jan. 22.
- Mississippi State tied No. 1/1 South Carolina 40-40 in paint points on Jan. 7. The 40 points were the second most allowed by South Carolina and the most in Colonial Life Arena this season.
- Mississippi State has four 50-plus points in the paint games this season and seven overall under head coach Sam Purcell.

WELCOME TO THE POWE SHOW

- A sharpshooter from behind the arc, sophomore guard Debreasha Powe is connecting on a career-best 41.9 percent (49-117) from three this season. Her 49 three pointers are second in the SEC and her 41.9 percent is third as of Jan. 30.
- Head coach Sam Purcell raves that she has expanded her game past being a spot up three-point shooter and is more of a three-level scorer now as a sophomore. Purcell also talks about how quick her release is and the balance in her shooting form.
- Powe is shooting 9-15 for 60.0 percent from behind the arc over the last four SEC contests compared to 3-16 for 18.8 percent over the first two.
- With 13 points at Florida on Jan. 22, Powe has scored 10-plus points 11 times this season - surpassing her freshman total of 10 - and 21 times for her career.
- Powe has hit three-plus threes in seven games this season, most recently 3-5 from three vs. Tennessee on Jan. 18.
- Powe has three career 20-point games - two this season.
- The only Mississippi native on the roster, Powe knocked down the biggest shot of the game vs. rival Ole Miss on Jan. 14 with a three from the left wing to extend the margin to more five points for either team for the first time all game with 2:25 minutes left in the fourth quarter. Powe finished with eight points, three rebounds and two assists in 31 minutes vs. Ole Miss.
- Powe missed the first game of her career vs. Mississippi Valley St. on Dec. 29. She had played all 47 games with 46 starts under Purcell to that point. (Now 54 games and 53 starts)
- Powe posted a career-high 24 points on 9-16 from the field, 6-13 from three, in 29 minutes vs. Tulsa on Nov. 26. The nine field goals made and 13 three-point field goal attempts marked career highs, while the six made threes tied a career high.
- A fan favorite and leadership presence for newcomers, Powe is one of five returners and the only player from Mississippi on the roster. She also represents Mississippi State on the SEC Women's Basketball Leadership Council.

STARTING FAST

- Mississippi State has outscored its opponents 442-315 (+127) in the first quarter, the largest margin of any quarter.
- Mississippi State outscored LSU 20-18 after opening up an 18-10 lead in the first quarter last time out on Jan. 29.
- Mississippi State outscored Mississippi Valley St. 33-5 in the first quarter on Dec. 29. It marks the most points in any quarter and its largest first-quarter lead under head coach Sam Purcell.

TAKING CARE OF THE ROCK

- Mississippi State is fourth in the SEC with 13.4 turnovers per game as of Jan. 30.
- Mississippi State is also second in the SEC and 26th nationally with a +1.24 assist/turnover ratio as of Jan. 30.
- Mississippi State is third in the SEC with 16.6 assists per game as of Jan. 30.
- Graduate student guard Lauren Park-Lane is second in the SEC and sixth nationally with 131 total assists and second in the SEC and 14th nationally with 6.0 assists per game as of Jan. 30.

WELCOME TO THE BLOCK PARTY

- Mississippi State is 17th nationally and fifth in the SEC with 5.1 blocks per game as of Jan. 30.
- Graduate student center Jessika Carter leads the team with 35 blocks - 1.8 blocks per game - this season.

REST IS GOOD FOR THE W COLUMN

- While most teams struggle to readjust following a longer break, that is not the case for Mississippi State under head coach Sam Purcell.
- The Bulldogs are 3-0 this season (LSU 77-73, Mississippi Valley St. 99-35, Kennesaw St., 91-50) and 8-0 overall when it plays after a seven-day or longer break under Purcell.
- Mississippi State is 3-0 in SEC play with a week or longer break under Purcell and tested it that mark when it defeated No. 9 LSU, 77-73, last time out on Jan. 29. Mississippi State will test the trend once more when it travels to Ole Miss on Feb. 18.

SAM PURCELL BUILDING SOMETHING SPECIAL

- It takes time to build a program and head coach Sam Purcell is building something special in Starkville, Miss. through two seasons.
- Purcell has already surpassed the most overall wins, most SEC wins and most NCAA tournament wins by a head coach in their first two seasons at Mississippi State with 39 total wins, 13 SEC wins and two NCAA tournament wins, respectively.

ATTENDANCE BY THE NUMBERS

- Mississippi State has ranked in the top-20 nationally in average home attendance each of the last eight seasons and is currently ranked 20th in average home attendance nationally as of Jan. 30.

YEAR	AVG. ATTENDANCE	NCAA RANK	SEC RANK
23-24	5,347	20	4
22-23	5,096	16	4
21-22	4,691	17	4
20-21	980 (Covid)	15	6
19-20	7,681	9	3
18-19	8,446	4	2
17-18	7,439	6	3
16-17	6,641	14	4
15-16	5,162	15	4
14-15	3,755	24	5
13-14	2,321	36	7

- The attendance of 9,121 vs. LSU on Jan. 29 was the largest of head coach Sam Purcell's tenure and marked his first sell-out. It was the program's largest crowd since Jan. 14, 2020.
- The SEC has led the nation in women's basketball average attendance for seven of the last eight seasons.

BENCH DAWG

- Be on the lookout as Mississippi State has a stuffed dog on its bench that the team will hold up after three defensive stops and will add a StarkVegas chain to it after seven

defensive stops.

SEC SEEIN' TRIPLE OF THE DAWGS

- At one point this season from Dec. 19-Jan. 2, Mississippi State had the SEC Player of the Week for three straight weeks.
- It marked the first time in SEC women's basketball history that any school has had three different players selected for Player of the Week honors in three-straight weeks.
- It also marks the first time since Jordan Danberry on Jan. 8 and Teaira McCowan on both Jan. 15 and Jan. 22 in 2018-2019 that Mississippi State has a selection in three-straight weeks.

MESSED AROUND AND GOT A TRIPLE-DOUBLE

- Senior guard Darrione Rogers recorded the first triple-double by a Mississippi State women's basketball player since Dec. 16, 2000, and only the second overall in program history with 14 points, 12 rebounds and 10 assists in 34 minutes vs. Mississippi Valley St. on Dec. 29. It was the first triple-double by a SEC women's basketball player since LSU's Khayla Pointer on Feb. 7, 2021, and only the 40th triple-double in SEC women's basketball history.
- The triple-double was the second of Rogers' career.

HEAD COACH SAM PURCELL - WHAT A YEAR 1

- Head coach Sam Purcell became the winningest head coach in their debut season at Mississippi State with a 22-11 record. He earned that distinction when he earned his 16th win.
- He guided Mississippi State to the NCAA Tournament following a three-year hiatus. The Bulldogs became the first team in NCAA Women's Basketball history to advance to the Round of 32 after starting in the First Four round.
- Purcell also recorded the most SEC wins by a Mississippi State head coach in their first season with nine. That mark is almost double the previous high of five wins by Vic Schafer. He also is the only coach with a winning SEC record in year one.
- Coach Purcell's 22 wins were the second most by all rookie head coaches at the Division 1 level, trailing only Wyoming's Heather Ezell with 23 wins.
- He is tied for the third youngest head coach in the SEC with Coach Taylor of Texas A&M.

BACK IN THE RIGHT CONVERSATIONS

- Mississippi State is receiving votes in the latest edition of the Associated Press and USA Today Coaches Poll released on Jan. 29 and Jan. 30.
- Mississippi State earned its highest ranking selections of the season when it was ranked No. 21 in both the USA Today Poll and Associated Press Poll on Nov. 21.
- Mississippi State was ranked No. 21 in the week four edition of the AP Poll on Nov. 21. The No. 21 spot tied the program's best ranking in the poll since Jan. 25, 2021.
- Mississippi State opened its second season with head coach Sam Purcell at the helm ranked in the AP Preseason Top-25 poll at 25, the program's first time listed in the preseason edition since the 2020-21 season. The preseason ranking also marked a return to the top 25 after a 44-week (only 19 weeks under Purcell) hiatus from the rankings.
- The No. 25 ranking in week three marked the first time that the Bulldogs have been ranked in an in-season edition of the AP Top 25 poll under Purcell and the first overall since Feb. 1, 2021.
- Mississippi State was voted No. 21 in the USA Today Coaches Poll in week four, which is the best ranking in the poll since the Bulldogs were 19 on Jan. 26, 2021. It also halted a 48-week hiatus from the poll since Mississippi State last found themselves a part of the USA Today Top-25 on Feb. 9, 2021.

TEAM LUKE

• If you are wondering what is painted on the stool that head coach Sam Purcell sits on each game, it is the words Team Luke. Mississippi State Athletics has rallied around Luke Shapley and his family, a make-a-wish kid who has spent time around multiple of State's athletic programs over the last few months. Luke is a big fan of the Bulldogs women's basketball team and Coach Purcell has invited him and his family to attend practices and games when able.

WATCH LIST SEASON

- Graduate student center Jessika Carter was named to the Wooden Award - which honors the nation's top player - Preseason Top 50 Watch List on Nov. 14.
- Three Bulldogs were named to the 2024 Hoop Hall preseason watch lists - graduate student center Jessika Carter, graduate student guard Lauren Park-Lane and graduate student forward Erynn Barnum.
- Carter was named to the Lisa Leslie Award Watch List - the award is presented to the nation's top center - after being named a finalist for the honor in 2022-23.
- Barnum was named to the Katrina McClain Award Watch List - the award is presented to the nation's top power forward - after being named a top-10 finalist for the honor while at Arkansas in 2022-23.
- Park-Lane was named to the Nancy Lieberman Award Watch List - an award that is presented to the nation's top point guard - after being named a finalist for the honor while at Seton Hall in 2022-23. It also marks the third consecutive season that Park-Lane has been named to the Nancy Lieberman Award Watch List.

PRESEASON SEC HONORS

- Graduate student center Jessika Carter was selected to the 2024 Preseason All-SEC First Team (Coaches) and Preseason All-SEC Second Team (Media), while graduate student forward Erynn Barnum and senior guard Jerkaila Jordan were named to the Preseason All-SEC Second Team (media).
- In Purcell's first season at the helm, Carter earned 2022-23 All-SEC Second Team and All-Defensive Team accolades, while now sophomore guard Debreasha Powe was tabbed with 2022-23 SEC All-Freshmen Team honors. It marked the fourth-straight season Mississippi State has had an SEC All-Freshman selection.

NUMERICAL ROSTER

#	NAME	POS.	HT.	CL.	HOMETOWN / HIGH SCHOOL / PREVIOUS SCHOOL
0	Darrione Rogers	G	5-11	Sr.	Chicago, Ill. / Lake Park West HS / DePaul
1	Nyayongah Gony	F	6-4	R-Jr.	Lincoln, Neb. / Lincoln HS / Miami (Fla.)
2	Jerkaila Jordan	G	5-9	Sr.	New Orleans, La. / John Curtis HS / Tulane
3	Lauren Park-Lane	G	5-3	Gr. ^	Wilmington, Del. / Sanford School / Seton Hall
4	Jessika Carter	C	6-5	Gr. ^	Waverly Hall, Ga. / Harris County HS
5	Erynn Barnum	F	6-2	Gr. ^	Little Rock, Ark. / Little Rock Central HS / Arkansas
13	Rocío Jiménez	F/C	6-7	Fr.	Elías Piña, Dominican Republic / Central Pointe Christian Academy
14	Mjracle Sheppard	G	5-10	Fr.	Kent, Wash. / Montverde Academy
21	Debreasha Powe	G	6-1	So.	Meridian, Miss. / Meridian HS
22	Jasmine Brown-Hagger	G	5-9	Fr.	Shorewood, Ill. / Example Academy
23	Ramani Parker	F	6-4	R-Sr.	Fresno, Calif. / Montverde Academy / Louisville
24	Quanirah Montague	F/C	6-6	Fr.	Atlantic City, N.J. / Atlantic City HS

^Exercising NCAA's extra year of eligibility

STAFF

POSITION	NAME	SEASON AT MISSISSIPPI STATE
Head Coach	Sam Purcell	Second Season (Same Overall as Head Coach)
Assistant Coach	Murriel Page	Second Season
Assistant Coach	Corry Irvin	Second Season
Assistant Coach	Gabe Lazo	Second Season
Assistant A.D. Women's Basketball / Assistant Coach	Michelle Clark- Heard	First Season
Senior Director of Scouting and Analytics / Assistant Coach	Tony Dukes	First Season
Director of Women's Basketball Operations	Jimmy Yu	Second Season
Strength and Conditioning Coach	Kaiti Jones	Second Season
Athletic Trainer	Taylor Pitts	Second Season

PRONUNCIATION GUIDE

Erynn Barnum	Air-Rin
Jasmine Brown-Hagger	Hag-Ger
Nyayongah Gony	Nye-Yun-Gah Go-Knee
Jerkaila Jordan	Jer-Kay-Lah
Rocío Jiménez	Row-See-Oh Him-Men-Ez (Rowing A Boat)
Quanirah Montague	Quah-Near-Ah Mon-Tuh-Gue
Ramani Parker	Rah-Mon-Ee
Debreasha Powe	Duh-Bree-Shah
Darrione Rogers	Dah-Are-Ree-On
Mjracle Sheppard	Miracle

SOCIAL MEDIA ROSTER

	INSTAGRAM	TWITTER
Erynn Barnum	erynn.cee	erynnbee_
Jasmine Brown-Hagger	_jassyj	jassyj2023
Jessika Carter	jessikacarter	jessikaacarter
Nyayongah Gony	nyethestar	nyayongahg
Rocío Jiménez	mx_rocio_	mxrociojimenz
Jerkaila Jordan	jerkailajordan	Jerk2Brazy
Quanirah Montague	nirfrmda609	NirNir35
Ramani Parker	ramani_parker0	ramani_parker0
Lauren Park-Lane	laurenpark3	LaurennnPark3
Debreasha Powe	breashapowe	debreasha
Sam Purcell (Head Coach)	coachsampurcell	SamPurcellMSU
Darrione Rogers	darrionerogers	darrione_rogers
Mjracle Sheppard	mjracle23	Mjracle1

HEADSHOT ROSTER

**DARRIONE ROGERS**

Sr. | G | 5-11 | Chicago, Ill.
Lake Park West High School | DePaul

**NYAYONGAH GONY**

R-Jr. | F | 6-4 | Lincoln, Neb.
Lincoln High School | Miami (Fla.)

**JERKAILA JORDAN**

Sr. | G | 5-9 | New Orleans, La.
John Curtis High School | Tulane

**LAUREN PARK-LANE**

Gr. ^ | G | 5-3 | Wilmington, Del.
Sanford School | Seton Hall

**JESSIKA CARTER**

Gr. ^ | C | 6-5 | Waverly Hall, Ga.
Harris County High School

**ERYNN BARNUM**

Gr. ^ | F | 6-2 | Little Rock, Ark.
Little Rock Central High School | Arkansas

**ROCÍO JIMÉNEZ**

Fr. | F/C | 6-7 | Elias Piña, Dominican Republic
Central Pointe Christian Academy

**MJRACLE SHEPPARD**

Fr. | G | 5-10 | Kent, Wash.
Montverde Academy

**DEBREASHA POWE**

So. | G | 6-1 | Meridian, Miss.
Meridian High School

**JASMINE BROWN-HAGGER**

Fr. | G | 5-9 | Shorewood, Ill.
Example Academy

**RAMANI PARKER**

R-Sr. | F | 6-4 | Fresno, Calif.
Montverde Academy | Louisville

**QUANIRAH MONTAGUE**

Fr. | F/C | 6-6 | Atlantic City, N.J.
Atlantic City High School

GAME-BY-GAME COMPARISONS

GAME	W/L	REC	1ST	2ND	3RD	4TH	OT	PTS	MAR	FG-FGA	FG%	3FG-3FGA	3FG%	FT-FTA	FT%	O-D-REB	MAR	PF	AST	TO	STL	BLK	ATT
MISSISSIPPI STATE Atcorn St. 11/6	W, 74-42	1-0	26 7	15 9	19 11	17 15		77 42	+35	27-74 18-67	36.5 26.9	4-24 4-16	16.7 25.0	19-25 2-7	76.0 28.6	29-41-70 12-22-34	+36	8 23	15 8	18 17	12 9	7 2	4,452
MISSISSIPPI STATE Southeastern La. 11/10	W, 67-46	2-0	18 17	9 9	24 8	16 12		67 46	+21	24-60 19-58	40.0 32.8	6-24 4-20	25.0 20.0	13-19 4-6	68.4 66.7	11-31-42 9-27-36	+6	6 17	16 8	11 18	11 4	5 4	4,531
MISSISSIPPI STATE Jacksonville St. 11/12	W, 84-45	3-0	15 4	18 17	30 13	21 11		84 45	+39	30-52 18-56	57.7 32.1	3-8 7-30	37.5 23.3	21-24 2-4	87.5 50.0	11-33-44 6-13-19	+25	12 18	19 11	17 16	8 6	6 1	4,354
MISSISSIPPI STATE New Orleans 11/15	W, 87-26	4-0	21 4	22 6	25 5	19 11		87 26	+61	36-63 11-64	57.1 17.2	5-20 1-16	25.0 6.3	10-16 3-7	62.5 42.9	13-41-54 15-16-31	+23	10 13	17 4	15 19	13 5	12 0	6,427
MISSISSIPPI STATE at Belmont 11/19	W, 63-62	5-0	13 12	16 14	16 19	18 17		63 62	+1	26-60 22-51	43.3 43.1	3-13 7-20	23.1 35.0	8-11 11-18	72.7 61.1	17-27-44 7-18-25	+19	11 14	11 14	14 10	4 8	3 4	1,307
MISSISSIPPI STATE vs. Clemson 11/24	W, 81-78	6-0	20 22	19 16	26 20	16 20		81 78	+3	32-64 29-52	50.0 55.8	7-18 11-24	38.9 45.8	10-14 9-13	71.4 69.2	13-16-29 5-19-24	+5	15 15	24 19	11 17	10 4	3 3	257
MISSISSIPPI STATE vs. Arkansas-Pine Bluff 11/25	W, 77-68	7-0	20 20	23 13	16 22	18 13		77 68	+9	26-63 26-61	41.3 42.6	7-18 5-21	38.9 23.8	18-23 11-13	78.3 84.6	14-21-35 11-22-33	+2	12 23	17 15	13 13	5 6	3 6	545
MISSISSIPPI STATE vs. Tulsa 11/26	W, 102-58	8-0	26 15	24 17	26 13	26 13		102 58	+44	36-70 22-59	51.4 37.3	14-29 7-27	48.3 25.9	16-18 7-11	88.9 63.6	9-32-41 6-25-31	+10	12 19	20 8	3 13	9 3	2 2	257
MISSISSIPPI STATE Miami (Fla.) 11/29	L, 68-74	8-1	20 18	17 16	13 16	18 24		68 74	-6	24-58 29-61	41.4 47.5	12-30 11-22	40.0 50.0	8-10 5-13	80.0 38.5	5-18-23 18-31-49	-26	13 12	21 17	10 19	9 3	3 1	5,135
MISSISSIPPI STATE at Chattanooga 12/3	L, 53-59	8-2	16 11	16 15	13 18	8 15		53 59	-6	19-46 21-48	41.3 43.8	8-14 8-17	57.1 47.1	7-12 9-12	58.3 75.0	7-25-32 3-22-25	+7	14 15	8 9	18 11	4 4	5 4	2,170
MISSISSIPPI STATE Kennesaw St. 12/11	W, 91-50	9-2	26 11	18 12	21 17	26 10		91 50	+41	36-72 20-64	50.0 31.3	5-14 2-12	35.7 16.7	14-23 8-10	60.9 80.0	18-30-48 15-24-39	+9	10 18	27 8	12 23	16 10	6 6	4,085
MISSISSIPPI STATE Jackson St. 12/14	W, 82-72	10-2	19 17	25 16	23 21	15 18		82 72	+10	30-72 29-74	41.7 39.2	7-17 10-26	41.2 38.5	15-25 4-7	60.0 57.1	27-31-58 16-21-37	+21	6 23	16 19	12 8	4 5	7 5	4,423
MISSISSIPPI STATE at Memphis 12/17	W, 81-63	11-2	22 13	15 15	17 17	27 18		81 63	+18	29-58 22-76	50.0 28.9	2-6 8-24	33.3 33.3	21-28 11-22	75.0 50.0	11-36-47 21-15-36	+11	22 23	15 16	18 13	6 7	12 3	1,636
MISSISSIPPI STATE at Colorado St. 12/20	W, 82-75	12-2	21 19	16 19	19 26	26 11		82 75	+7	29-67 31-63	43.3 49.2	14-29 9-25	48.3 36.0	10-12 4-8	83.3 50.0	11-32-43 1-26-27	+16	8 12	23 18	9 4	1 3	0 4	2,126
MISSISSIPPI STATE Mississippi Valley St. 12/29	W, 99-35	13-2	34 5	21 9	22 11	22 10		99 35	+64	33-69 13-69	47.8 18.8	9-19 3-21	47.4 14.3	24-38 6-11	63.2 54.5	18-44-62 12-25-37	+25	10 25	20 7	11 20	14 7	12 2	4,772
MISSISSIPPI STATE Vanderbilt 1/4	L, 66-71	13-3	14 18	19 18	17 20	16 15		66 71	-5	25-58 27-55	43.1 49.1	6-20 7-20	30.0 35.0	10-12 10-10	83.3 100.0	9-19-28 9-26-35	-7	14 15	14 15	14 20	13 9	6 3	4,261
MISSISSIPPI STATE at South Carolina 1/7	L, 66-85	13-4	21 26	13 18	12 18	20 23		66 85	-19	27-75 32-68	36.0 47.1	3-19 6-12	15.8 50.0	9-16 15-20	56.3 75.0	22-21-43 16-28-44	-1	17 12	10 17	12 11	6 8	3 6	15,751
MISSISSIPPI STATE at Arkansas 1/11	W, 66-63	14-4	16 13	18 9	15 26	17 15		66 63	+3	28-73 21-68	38.4 30.9	2-14 10-38	14.3 26.3	8-10 11-12	80.0 91.7	15-35-50 10-27-37	+13	16 10	14 14	11 9	4 4	6 7	2,627
MISSISSIPPI STATE Ole Miss 1/14	W, 69-57	15-4	12 14	19 16	18 21	20 6		69 57	+12	27-54 22-57	50.0 38.6	3-10 2-12	30.0 16.7	12-15 11-17	80.0 64.7	8-21-29 17-20-37	-8	14 16	15 9	14 18	7 4	3 3	7,101
MISSISSIPPI STATE Tennessee 1/18	L, 64-75	15-5	23 12	14 18	5 21	22 24		64 75	-11	25-60 27-63	41.7 42.9	5-15 5-21	33.3 23.8	9-14 16-23	64.3 69.6	10-28-38 11-27-28	-	16 16	15 16	15 9	6 6	3 3	5,507
MISSISSIPPI STATE at Florida 1/22	W, 89-77	16-5	19 19	25 21	17 19	28 18		89 77	+12	33-70 27-75	47.1 36.0	7-16 9-25	43.8 36.0	16-23 14-18	69.6 77.8	15-31-46 13-21-34	+12	17 17	15 13	15 8	4 9	1 6	1,587
MISSISSIPPI STATE LSU 1/29	W, 77-73	17-5	20 18	15 22	28 17	14 16		77 73	+4	30-57 29-65	52.6 44.6	9-17 3-14	52.9 21.4	8-13 12-15	61.5 80.0	13-20-33 18-17-35	-2	16 18	13 12	22 21	12 17	5 2	9,121

GAME-BY-GAME STATISTIC LEADERS

GAME		POINTS	REBOUNDS	ASSISTS	STEALS	BLOCKS	MINUTES
Alcorn St. 11/6	W, 77-42	26 - Jordan	13 - Carter, Jordan	7 - Park-Lane	6 - Jordan	4 - Carter	28 - Jordan, Park-Lane
Southeastern La. 11/10	W, 67-46	19 - Powe	9 - Powe	5 - Park-Lane	4 - Jordan	2 - Barnum, Carter	31 - Powe
Jacksonville St. 11/12	W, 84-45	16 - Jordan	8 - Barnum	4 - Barnum, Sheppard	2 - Barnum, Gony, Sheppard	2 - Barnum, Carter	25 - Sheppard
New Orleans 11/15	W, 87-26	24 - Jordan	13 - Carter	4 - Park-Lane, Rogers	5 - Jordan	4 - Montague	25 - Rogers
at Belmont 11/19	W, 63-62	17 - Carter	9 - Barnum	2 - Barnum, Jordan, Park-Lane, Rogers	2 - Carter, Park-Lane, Rogers	1 - Barnum, Carter, Powe	38 - Carter
vs. Clemson 11/24	W, 81-78	24 - Jordan	5 - Jordan, Rogers	10 - Park-Lane	4 - Powe	1 - Gony, Jordan, Montague	34 - Park-Lane
vs. Arkansas-Pine Bluff 11/25	W, 77-68	20 - Jordan	12 - Barnum	8 - Park-Lane	2 - Carter	2 - Powe	37 - Jordan
vs. Tulsa 11/26	W, 102-58	24 - Powe	13 - Jordan	10 - Park-Lane	5 - Sheppard	1 - Gony, Jordan	33 - Park-Lane
Miami (Fla) 11/29	L, 68-74	20 - Park-Lane	10 - Gony	10 - Park-Lane	3 - Sheppard	3 - Gony	39 - Park-Lane, Gony
at Chattanooga 12/3	L, 53-59	19 - Jordan	10 - Jordan	4 - Park-Lane	2 - Park-Lane	2 - Powe	38 - Park-Lane
Kennesaw St. 12/11	W, 91-50	31 - Carter	13 - Carter	9 - Park-Lane, Sheppard	7 - Sheppard	2 - Carter, Jordan	38 - Park-Lane
Jackson St. 12/14	W, 82-72	21 - Powe	18 - Carter	8 - Park-Lane	1 - Carter, Jordan, Powe, Rogers	3 - Carter	40 - Carter
at Memphis 12/17	W, 81-63	21 - Jordan	13 - Carter	4 - Park-Lane	2 - Jordan	6 - Carter	37 - Powe
at Colorado St. 12/20	W, 82-75	33 - Park-Lane	13 - Barnum	6 - Jordan, Park-Lane	1 - Park-Lane	-	37 - Jordan
Mississippi Valley St. 12/29	W, 99-35	17 - Jordan	15 - Barnum	10 - Rogers	3 - Brown-Hagger, Carter	6 - Montague	34 - Rogers
Vanderbilt 1/4	L, 66-71	21 - Jordan	12 - Carter	6 - Park-Lane	6 - Jordan, Sheppard	3 - Carter	34 - Powe
at South Carolina 1/7	L, 66-85	25 - Jordan	6 - Carter, Montague	3 - Jordan, Park-Lane, Sheppard	3 - Jordan	2 - Montague	36 - Jordan
at Arkansas 1/11	W, 66-63	22 - Carter	19 - Carter	7 - Park-Lane	3 - Jordan	2 - Carter, Jordan	38 - Park-Lane
Ole Miss 1/14	W, 69-57	23 - Carter	8 - Barnum	8 - Park-Lane	3 - Jordan	2 - Carter	37 - Carter
Tennessee 1/18	L, 64-75	15 - Barnum	12 - Barnum	5 - Park-Lane	3 - Jordan	1 - Barnum, Carter, Sheppard	34 - Barnum
at Florida 1/22	W, 89-77	21 - Jordan	16 - Carter	8 - Park-Lane	1 - Gony, Jordan, Park-Lane, Rogers	1 - Jordan	38 - Carter
LSU 1/29	W, 77-73	24 - Jordan	6 - Carter	5 - Sheppard	6 - Sheppard	3 - Carter	33 - Carter

GAMES LED IN 2023-24

POINTS	REBOUNDS	ASSISTS	STEALS	BLOCKS	MINUTES
Jordan 12 (9-3)	Carter 10 (8-2)	Park-Lane 19 (14-5)	Jordan 11 (8-3)	Carter 12 (10-2)	Park-Lane 7 (5-2)
Carter 4 (4-0)	Barnum 7 (6-1)	Sheppard 4 (3-1)	Sheppard 6 (4-2)	Jordan 5 (5-0)	Carter 5 (5-0)
Powe 3 (3-0)	Jordan 4 (3-1)	Jordan 3 (2-1)	Carter 4 (4-0)	Barnum 4 (3-1)	Jordan 4 (3-1)
Park-Lane 2 (1-1)	Gony 1 (0-1)	Rogers 3 (3-0)	Park-Lane 3 (2-1)	Montague 4 (3-1)	Powe 3 (2-1)
Barnum 1 (0-1)	Montague 1 (0-1)	Barnum 2 (2-0)	Powe 3 (3-0)	Gony 3 (2-1)	Rogers 2 (2-0)
	Powe 1 (1-0)		Rogers 3 (3-0)	Powe 3 (2-1)	Barnum 1 (0-1)
	Rogers 1 (1-0)		Gony 2 (2-0)	Sheppard 1 (0-1)	Gony 1 (0-1)
			Barnum 1 (1-0)		Sheppard 1 (1-0)
			Brown-Hagger 1 (1-0)		

CATEGORY LEADERS

Points

##	Player	G	Pts	Pts/G
2	Jordan, Jerkaila	22	383	17.4
4	Carter, Jessika	19	276	14.5
21	Powe, Debreasha	21	227	10.8
3	Park-Lane, Lauren	22	221	10.0
5	Barnum, Erynn	20	164	8.2
0	Rogers, Darrione	22	156	7.1
14	Sheppard, Mjracle	22	126	5.7
24	Montague, Quanirah	19	68	3.6
22	Brown-Hagger, Jasmine	20	38	1.9
1	Gony, Nyayongah	12	26	2.2
23	Parker, Ramani	2	6	3.0

Scoring Average

##	Player	G	Pts	Pts/G
2	Jordan, Jerkaila	22	383	17.4
4	Carter, Jessika	19	276	14.5
21	Powe, Debreasha	21	227	10.8
3	Park-Lane, Lauren	22	221	10.0
5	Barnum, Erynn	20	164	8.2
0	Rogers, Darrione	22	156	7.1
14	Sheppard, Mjracle	22	126	5.7
24	Montague, Quanirah	19	68	3.6
23	Parker, Ramani	2	6	3.0
1	Gony, Nyayongah	12	26	2.2
22	Brown-Hagger, Jasmine	20	38	1.9

Field Goal Percentage

##	Player	FG	Att	Pct
23	Parker, Ramani	3	5	.600
4	Carter, Jessika	120	231	.519
24	Montague, Quanirah	29	57	.509
14	Sheppard, Mjracle	49	99	.495
2	Jordan, Jerkaila	143	311	.460
21	Powe, Debreasha	78	174	.448
5	Barnum, Erynn	55	126	.437
3	Park-Lane, Lauren	82	194	.423
0	Rogers, Darrione	49	123	.398
1	Gony, Nyayongah	10	26	.385
22	Brown-Hagger, Jasmine	14	49	.286

Field Goal Attempts

##	Player	G	Att	Att/G
2	Jordan, Jerkaila	22	311	14.1
4	Carter, Jessika	19	231	12.2
3	Park-Lane, Lauren	22	194	8.8
21	Powe, Debreasha	21	174	8.3
5	Barnum, Erynn	20	126	6.3

Field Goals Made

##	Player	G	Made	Made/G
2	Jordan, Jerkaila	22	143	6.5
4	Carter, Jessika	19	120	6.3
3	Park-Lane, Lauren	22	82	3.7
21	Powe, Debreasha	21	78	3.7
5	Barnum, Erynn	20	55	2.8

3-Point FG Percentage

##	Player	3FG	Att	Pct
21	Powe, Debreasha	49	117	.419
0	Rogers, Darrione	32	85	.376
3	Park-Lane, Lauren	26	70	.371
2	Jordan, Jerkaila	27	78	.346
1	Gony, Nyayongah	2	7	.286
22	Brown-Hagger, Jasmine	3	17	.176
14	Sheppard, Mjracle	1	7	.143
5	Barnum, Erynn	1	10	.100

3-Point FG Attempts

##	Player	G	Att	Att/G
21	Powe, Debreasha	21	117	5.6
0	Rogers, Darrione	22	85	3.9
2	Jordan, Jerkaila	22	78	3.5
3	Park-Lane, Lauren	22	70	3.2
22	Brown-Hagger, Jasmine	20	17	0.9

3-Point FG Made

##	Player	G	Made	Made/G
21	Powe, Debreasha	21	49	2.3
0	Rogers, Darrione	22	32	1.5
2	Jordan, Jerkaila	22	27	1.2
3	Park-Lane, Lauren	22	26	1.2
22	Brown-Hagger, Jasmine	20	3	0.2

CATEGORY LEADERS

Free Throw Percentage

##	Player	Made	Att	Pct
22	Brown-Hagger, Jasmine	7	7	1.000
0	Rogers, Darrione	26	30	.867
2	Jordan, Jerkaila	70	88	.795
21	Powe, Debreasha	22	28	.786
3	Park-Lane, Lauren	31	45	.689
5	Barnum, Erynn	53	77	.688
14	Sheppard, Mjracle	27	41	.659
4	Carter, Jessika	36	57	.632
1	Gony, Nyayongah	4	7	.571
24	Montague, Quanirah	10	19	.526

Rebounds

##	Player	G	Reb	Reb/G
4	Carter, Jessika	19	184	9.7
2	Jordan, Jerkaila	22	137	6.2
5	Barnum, Erynn	20	134	6.7
21	Powe, Debreasha	21	74	3.5
0	Rogers, Darrione	22	70	3.2

Rebounds Average

##	Player	G	Reb	Reb/G
4	Carter, Jessika	19	184	9.7
5	Barnum, Erynn	20	134	6.7
2	Jordan, Jerkaila	22	137	6.2
23	Parker, Ramani	2	11	5.5
21	Powe, Debreasha	21	74	3.5

Offensive Rebounds

##	Player	G	OReb	OReb/G
4	Carter, Jessika	19	66	3.5
5	Barnum, Erynn	20	50	2.5
2	Jordan, Jerkaila	22	42	1.9
14	Sheppard, Mjracle	22	31	1.4
24	Montague, Quanirah	19	26	1.4

Defensive Rebounds

##	Player	G	DReb	DReb/G
4	Carter, Jessika	19	118	6.2
2	Jordan, Jerkaila	22	95	4.3
5	Barnum, Erynn	20	84	4.2
21	Powe, Debreasha	21	62	3.0
0	Rogers, Darrione	22	60	2.7

Free Throw Attempts

##	Player	G	Att	Att/G
2	Jordan, Jerkaila	22	88	4.0
5	Barnum, Erynn	20	77	3.9
4	Carter, Jessika	19	57	3.0
3	Park-Lane, Lauren	22	45	2.0
14	Sheppard, Mjracle	22	41	1.9

Free Throws Made

##	Player	G	Made	Made/G
2	Jordan, Jerkaila	22	70	3.2
5	Barnum, Erynn	20	53	2.7
4	Carter, Jessika	19	36	1.9
3	Park-Lane, Lauren	22	31	1.4
14	Sheppard, Mjracle	22	27	1.2

Assists

##	Player	G	Ast	Ast/G
3	Park-Lane, Lauren	22	131	6.0
2	Jordan, Jerkaila	22	54	2.5
0	Rogers, Darrione	22	53	2.4
14	Sheppard, Mjracle	22	41	1.9
5	Barnum, Erynn	20	24	1.2

Steals

##	Player	G	Stl	Stl/G
2	Jordan, Jerkaila	22	52	2.4
14	Sheppard, Mjracle	22	36	1.6
3	Park-Lane, Lauren	22	17	0.8
21	Powe, Debreasha	21	16	0.8
4	Carter, Jessika	19	14	0.7

Blocked Shots

##	Player	G	Blk	Blk/G
4	Carter, Jessika	19	35	1.8
24	Montague, Quanirah	19	22	1.2
21	Powe, Debreasha	21	17	0.8
2	Jordan, Jerkaila	22	14	0.6
5	Barnum, Erynn	20	14	0.7

Minutes

##	Player	G	Min	Min/G
3	Park-Lane, Lauren	22	691	31:23
2	Jordan, Jerkaila	22	681	30:57
21	Powe, Debreasha	21	596	28:23
4	Carter, Jessika	19	580	30:33
0	Rogers, Darrione	22	476	21:38

LEAD BREAKDOWN

	FIRST HALF			SECOND HALF/OT			FINAL			LARGEST			TIME			BEST RUN	
	MSU	OPP	MAR.	MSU	OPP	MAR.	MSU	OPP	MAR.	LEAD	DEFICIT	TIMES TIED	LEAD CHANGES	LED	TRAILED		TIED
Alcorn St. 11/6	41	16	+25	36	26	+10	77	42	+35	40 (4th, 8:47)	-	0	0	39:49	-	0:11	15 (1st, 5:00)
Southeastern La. 11/10	27	26	+1	40	20	+20	67	46	+21	25 (4th, 3:30)	6 (1st, 5:37)	3	3	21:15	13:53	4:52	12 (3rd, 5:42)
Jacksonville St. 11/12	33	21	+12	51	24	+27	84	45	+39	44 (4th, 2:39)	-	0	0	39:17	-	0:43	20 (3rd, 6:11)
New Orleans 11/15	43	10	+33	44	16	+28	87	26	+61	61 (4th, 1:27)	-	0	0	38:27	-	1:33	16 (2nd, 7:41)
at Belmont 11/19	29	26	+3	34	36	-2	63	62	+1	11 (2nd, 7:23)	3 (4th, 1:42)	5	2	36:08	2:20	1:32	10 (2nd, 7:23)
vs. Clemson 11/24	39	38	+1	42	40	+2	81	78	+3	10 (4th, 9:04)	5 (2nd, 9:32)	8	11	27:44	8:23	3:53	11 (2nd, 2:24)
vs. Arkansas-Pine Bluff 11/25	43	33	+10	34	35	-1	77	68	+9	12 (3rd, 9:35)	6 (1st, 7:17)	4	5	29:18	8:13	2:29	8 (2nd, 3:28)
vs. Tulsa 11/26	50	32	+18	52	26	+26	102	58	+44	44 (4th, 0:42)	3 (1st, 7:58)	2	1	37:13	0:31	2:16	14 (3rd, 6:09)
Miami (Fla.) 11/29	37	34	+3	31	40	-9	68	74	-6	9 (1st, 6:35)	8 (4th, 0:17)	5	11	19:51	15:45	4:24	8 (1st, 7:41)
at Chattanooga 12/3	32	26	+6	21	33	-12	53	59	-6	11 (3rd, 8:20)	8 (4th, 0:35)	2	6	29:08	8:35	2:17	6 (2nd, 9:34)
Kennesaw St. 12/11	44	23	+21	47	27	+20	91	50	+41	41 (4th, 0:42)	-	1	0	39:29	-	0:31	14 (4th, 6:41)
Jackson St. 12/14	44	33	+11	38	39	-1	82	72	+10	13 (3rd, 1:09)	4 (1st, 8:53)	2	1	36:02	1:28	1:30	9 (2nd, 7:16)
at Memphis 12/17	37	28	+9	44	35	+9	81	63	+18	18 (4th, 0:34)	2 (1st, 8:55)	1	3	37:48	0:38	1:34	10 (1st, 6:25)
at Colorado St. 12/20	37	38	-1	45	37	+8	82	75	+7	11 (1st, 5:16)	8 (3rd, 0:00)	3	4	20:15	15:31	4:14	8 (4th, 2:25)
Mississippi Valley St. 12/29	55	14	+41	44	21	+23	99	35	+64	66 (4th, 2:01)	-	0	0	39:15	-	0:45	17 (2nd, 9:15)
Vanderbilt 1/4	33	36	-3	33	35	-2	66	71	-5	7 (2nd, 5:52)	7 (1st, 6:57)	5	2	5:00	32:33	2:27	9 (2nd, 8:02)
at South Carolina 1/7	34	44	-10	32	41	-9	66	85	-19	5 (1st, 3:57)	27 (4th, 3:20)	1	2	6:27	32:19	1:14	7 (2nd, 3:55)
at Arkansas 1/11	34	22	+12	32	41	-9	66	63	+3	15 (2nd, 2:41)	2 (4th, 3:40)	5	2	36:17	0:41	3:02	13 (2nd, 5:05)
Ole Miss 1/14	31	30	+1	38	27	+11	69	57	+12	12 (4th, 0:32)	4 (2nd, 8:36)	10	9	18:05	14:26	7:29	9 (2nd, 6:08)
Tennessee 1/18	37	30	+7	27	45	-18	64	75	-11	13 (2nd, 9:19)	13 (4th, 6:37)	0	1	24:36	15:05	0:19	6 (1st, 8:23)
at Florida 1/22	44	40	+4	45	37	+8	89	77	+12	12 (4th, 3:08)	-	6	0	38:05	-	1:55	9 (3rd, 7:48)
LSU 1/29	35	40	-5	42	33	+9	77	73	+4	9 (4th, 6:46)	8 (1st, 7:29)	7	8	20:43	14:52	4:25	11 (1st, 4:52)

SPECIALITY SCORING STATISTICS

	TURNOVERS				PAINT				SECOND CHANCE				FAST BREAK				BENCH			
	MSU	OPP	MAR.	1H/2H	MSU	OPP	MAR.	1H/2H	MSU	OPP	MAR.	1H/2H	MSU	OPP	MAR.	1H/2H	MSU	OPP	MAR.	1H/2H
Alcorn St. 11/6	21	13	+8	15/6	42	18	+24	20/22	33	5	+28	19/14	15	11	+4	6/9	22	12	+10	2/20
Southeastern La. 11/10	21	13	+8	9/12	24	14	+10	10/14	8	6	+2	2/6	9	3	+6	2/7	25	11	+14	8/17
Jacksonville St. 11/12	23	11	+12	7/16	50	12	+38	18/32	14	3	+11	4/10	15	7	+8	4/11	25	22	+3	6/19
New Orleans 11/15	30	2	+28	18/12	54	16	+38	30/24	17	6	+11	8/9	20	0	+20	15/5	25	16	+9	6/19
at Belmont 11/19	12	17	-5	8/4	42	30	+12	18/24	13	6	+7	5/8	3	4	-1	3/0	11	8	+3	9/2
vs. Clemson 11/24	19	5	+14	9/10	38	30	+8	20/18	10	4	+6	8/2	6	5	+1	2/4	16	19	-3	11/5
vs. Arkansas-Pine Bluff 11/25	10	9	+1	8/2	34	32	+2	16/18	24	7	+17	10/14	2	10	-8	2/0	9	17	-8	9/0
vs. Tulsa 11/26	19	4	+15	9/10	38	22	+16	18/20	18	12	+6	7/11	18	5	+13	4/14	22	17	+5	6/16
Miami (Fla.) 11/29	21	7	+14	13/8	22	32	-10	12/10	5	15	-10	5/0	18	9	+9	10/8	9	45	-34	3/6
at Chattanooga 12/3	12	19	-7	7/5	20	24	-4	10/10	7	2	+5	5/2	4	4	-	2/2	9	18	-9	5/4
Kennesaw St. 12/11	30	12	+18	21/9	52	30	+22	26/26	18	12	+6	8/10	21	8	+13	10/11	20	30	-10	3/17
Jackson St. 12/14	7	7	-	4/3	44	20	+24	26/18	28	13	+15	8/20	6	15	-9	4/2	6	34	-28	2/4
at Memphis 12/17	15	16	-1	9/6	50	24	+26	26/24	14	12	+2	8/6	11	7	+4	9/2	14	23	-9	12/2
at Colorado St. 12/20	6	12	-6	2/4	16	26	-10	2/14	16	0	+16	4/12	2	7	-5	0/2	12	9	+3	6/6
Mississippi Valley St. 12/29	29	7	+22	27/2	38	8	+30	16/22	15	4	+11	6/9	17	5	+12	10/7	32	17	+15	11/21
Vanderbilt 1/4	26	16	+10	17/9	28	26	+2	16/12	5	15	-10	5/0	12	6	+6	7/5	19	11	+8	8/11
at South Carolina 1/7	11	11	-	6/5	40	40	-	22/18	16	15	+1	8/8	13	17	-4	7/6	13	26	-13	6/7
at Arkansas 1/11	8	0	+8	4/4	42	22	+20	22/20	10	12	-2	4/6	8	8	-	2/6	6	6	-	4/2
Ole Miss 1/14	12	13	-1	8/4	40	18	+22	22/18	9	16	-7	4/5	4	8	-4	4/0	10	9	+1	10/0
Tennessee 1/18	11	14	-3	6/5	30	36	-6	18/12	7	19	-12	5/2	12	14	-2	6/6	6	21	-15	4/2
at Florida 1/22	12	24	-12	7/5	48	28	+20	24/24	13	10	+3	2/11	12	12	-	6/6	19	49	-30	14/5
LSU 1/29	23	27	-4	6/17	34	48	-14	20/14	7	10	-3	7/0	13	15	-2	4/9	35	6	+29	15/20

TOTALS	378	259	+119	220/158	826	556	+270	412/414	307	204	+103	142/165	241	180	+61	119/122	365	426	-61	160/205
AVERAGES	17.2	11.8	+5.4	10.0/7.2	37.5	25.3	+12.3	18.7/18.8	14.0	9.3	+4.7	6.5/7.5	11.0	8.2	+2.8	5.4/5.5	16.6	19.4	-2.8	7.3/9.3
W/L/T IN EACH STAT (Record In Games W/L/T)	12 (10-2)	8 (6-2)	2 (1-1)	16 (15-1)	5 (2-3)	1 (0-1)	16 (14-2)	6 (3-3)	0 (0-0)	11 (9-2)	8 (6-2)	3 (2-1)	11 (10-1)	10 (6-4)	1 (1-0)					

TEAM SUPERLATIVES

MISSISSIPPI STATE HIGH	MISSISSIPPI STATE LOW		OPPONENT HIGH	OPPONENT LOW
102 vs. Tulsa 11/26	53 at Chattanooga 12/3	Points	85 at South Carolina 1/7	26 vs. New Orleans 11/15
34 (10) vs. Mississippi Valley St. 12/29	5 (30) vs. Tennessee 1/18	Quarter Points	26 (30) at Arkansas 1/11, (10) at South Carolina 1/7, (30) at Colorado St. 12/20	4 (10) vs. New Orleans 11/15, (10) vs. Jacksonville St. 11/12
55 (34, 21) vs. Mississippi Valley St. 12/29	27 (18, 9) vs. Southeastern La. 11/10	First-Half Points	44 (26,18) at South Carolina 1/7	10 (4, 6) vs. New Orleans 11/15
52 (26, 26) vs. Tulsa 11/26	21 (13, 8) at Chattanooga 12/3	Second-Half Points	45 (21,24) vs. Tennessee 1/18	16 (5, 11) vs. New Orleans 11/15
-	-	Overtime Points	-	-
36 vs. Kennesaw St. 12/11, vs. Tulsa 11/26, vs. New Orleans 11/15	19 at Chattanooga 12/3	Field Goals	32 at South Carolina 1/7	11 vs. New Orleans 11/15
75 at South Carolina 1/7	46 at Chattanooga 12/3	Field Goal Attempts	76 at Memphis 12/17	48 at Chattanooga 12/3
57.7 (30-52) vs. Jacksonville St. 11/12	36.5 (27-74) vs. Alcorn St. 11/6	Field Goal Percentage	55.8 (29-52) vs. Clemson 11/24	17.2 (11-64) vs. New Orleans 11/15
84.6 (11-13) vs. LSU 1/29	15.4 (30, 2-13) vs. Tennessee 1/18	Quarter Field Goal Percentage	72.7 (30, 8-11) vs. Clemson 11/24	6.3 (10, 1-16) vs. New Orleans 11/15
53.6 (15-28) vs. Clemson 11/24	33.3 (11-33) vs. Southeastern La. 11/10	First-Half Field Goal Percentage	53.6 (15-28) vs. Vanderbilt 1/4, (15-28) vs. Clemson 11/24	13.3 (4-30) vs. New Orleans 11/15
73.1 (19-26) vs. Jacksonville St. 11/12	33.3 (11-33) vs. Arkansas-Pine Bluff 11/25	Second-Half Field Goal Percentage	58.3 (14-24) vs. Clemson 11/24	17.1 (7-41) vs. Mississippi Valley St. 12/29
14 at Colorado St. 12/20, vs. Tulsa 11/26	2 at Arkansas 1/11, at Memphis 12/17	Three-Point Field Goals	11 vs. Miami (Fla.) 11/29, vs. Clemson 11/24	1 vs. New Orleans 11/15
30 vs. Miami (Fla.) 11/29	6 at Memphis 12/17	Three-Point Field Goal Attempts	38 at Arkansas 1/11	12 vs. Ole Miss 1/14, vs. Kennesaw St. 12/11
57.1 (8-14) at Chattanooga 12/3	14.3 (2-14) at Arkansas 1/11	Three-Point Field Goal Percentage	50.0 (11-22) vs. Miami (Fla.) 11/29	6.3 (1-16) vs. New Orleans 11/15
24 vs. Mississippi Valley St. 12/29	7 at Chattanooga 12/3	Free Throws Made	16 vs. Tennessee 1/18	2 vs. Jacksonville St. 11/12, vs. Alcorn St. 11/6
38 vs. Mississippi Valley St. 12/29	10 at Arkansas 1/11, vs. Miami (Fla.) 11/29	Free Throw Attempts	23 vs. Tennessee 1/18	4 vs. Jacksonville St. 11/12
88.9 (16-18) vs. Tulsa 11/26	56.3 (9-16) at South Carolina 1/7	Free Throw Percentage	100.0 (10-10) vs. Vanderbilt 1/4	28.6 (2-7) vs. Alcorn St. 11/6
29 vs. Alcorn St. 11/6	5 vs. Miami (Fla.) 11/29	Offensive Rebounds	21 at Memphis 12/17	1 at Colorado St. 12/20
44 vs. Mississippi Valley St. 12/29	16 vs. Clemson 11/24	Defensive Rebounds	31 vs. Miami (Fla.) 11/29	13 vs. Jacksonville St. 11/12
70 vs. Alcorn State 11/6	23 vs. Miami (Fla.) 11/29	Total Rebounds	49 vs. Miami (Fla.) 11/29	19 vs. Jacksonville St. 11/12
22 at Memphis 12/17	6 vs. Jackson St. 12/14, vs. Southeastern La. 11/10	Fouls	25 vs. Mississippi Valley St. 12/29	10 at Arkansas 1/11
27 vs. Kennesaw St. 12/11	8 at Chattanooga 12/3	Assists	19 vs. Jackson St. 12/14, vs. Clemson 11/24	4 vs. New Orleans 11/15
22 vs. LSU 1/29	3 vs. Tulsa 11/26	Turnovers	23 vs. Kennesaw St. 12/11	4 at Colorado St. 12/20
16 vs. Kennesaw St. 12/11	4 at Florida 1/22, at Arkansas 1/11, vs. Jackson St. 12/14, at Chattanooga 12/3, at Belmont 11/19	Steals	17 vs. LSU 1/29	3 vs. Miami (Fla.) 11/29, vs. Tulsa 11/26
12 vs. Mississippi Valley St. 12/29, at Memphis 12/17, vs. New Orleans 11/15	0 at Colorado St. 12/20	Blocks	7 at Arkansas 1/11	0 vs. New Orleans 11/15

INDIVIDUAL SUPERLATIVES

	MISSISSIPPI STATE	OPPONENT
Points	33 by Lauren Park-Lane at Colorado St. 12/20	29 by Iyana Moore vs. Vanderbilt 1/4
Points In A Quarter	12 (30) by Jerkaila Jordan vs. LSU 1/29, (30) by Jessika Carter vs. Jacksonville St. 11/12	12 (10) by Ruby Whitehorn vs. Clemson 11/24
Points In A Half	21 (2H) by Lauren Park-Lane at Colorado St. 12/20	16 (1H) by Temira Poindexter vs. Tulsa 11/26, (2H) by Amari Robinson vs. Clemson 11/24
Field Goals Made	14 by Jessika Carter vs. Kennesaw St. 12/11	11 by McKenna Hofschild at Colorado St. 12/20
Field Goals Attempted	25 by Lauren Park-Lane at Colorado St. 12/20	23 by Madison Griggs at Memphis 12/17
Field Goal Percentage (Min. 5 Made)	85.7 by Jessika Carter (6-7) vs. New Orleans 11/15	77.8 by Ruby Whitehorn (7-9) vs. Clemson 11/24
Three-Point Field Goals Made	10 by Lauren Park-Lane at Colorado St. 12/20	6 by Madison Griggs at Memphis 12/17
Three-Point Field Goals Attempted	17 by Lauren Park-Lane at Colorado St. 12/20	14 by Madison Griggs at Memphis 12/17
Three-Point Field Goals Percentage (Min. 3 Made)	100.0 by Jerkaila Jordan (3-3) vs. LSU 1/29	100.0 by Kendal Cheeseman (3-3) at Belmont 11/19
Free Throws Made	11 by Erynn Barnum vs. Mississippi Valley St. 12/29	8 by Jailyn Banks at Belmont 11/19
Free Throws Attempted	16 by Erynn Barnum vs. Mississippi Valley St. 12/29	12 by Jailyn Banks at Belmont 11/19
Free Throw Percentage (Min. 5 Made)	100.0 by Erynn Barnum (5-5) at Colorado St. 12/20, by Jerkaila Jordan (5-5) vs. Arkansas Pine-Bluff 11/25, (6-6) vs. Jacksonville St. 11/12, by Mjracle Sheppard (6-6) vs. Jacksonville St. 11/12	100.0 by Maryam Dauda (5-5) at Arkansas 1/11, by MiLaysia Fulwiley (5-5) at South Carolina 1/7, by Iyana Moore (4-4) vs. Vanderbilt 1/4
Offensive Rebounds	11 by Jessika Carter vs. Jackson St. 12/14	10 by Angel Reese vs. LSU 1/29
Defensive Rebounds	13 by Jessika Carter at Arkansas 1/11	11 by Maryam Dauda at Arkansas 1/11
Total Rebounds	19 by Jessika Carter at Arkansas 1/11	18 by Angel Reese vs. LSU 1/29
Turnovers	8 by Jerkaila Jordan at Chattanooga 12/3	6 by Sh'Diamond McKnight vs. Mississippi Valley St. 12/29
Assists	10 by Darrione Rogers vs. Mississippi Valley St. 12/29/23, by Lauren Park-Lane vs. Miami (Fla.) 11/29, vs. Tulsa 11/26, vs. Clemson 11/25	10 by McKenna Hofschild at Colorado St. 12/20
Blocks	6 by Quanirah Montague vs. Mississippi Valley St. 12/29/23, by Jessika Carter at Memphis 12/17	5 by Angel Jackson vs. Jackson St. 12/14
Steals	7 by Mjracle Sheppard vs. Kennesaw St. 12/11	6 by Aneesah Morrow vs. LSU 1/29
Minutes Played (Regulation)	40 (40:00) by Jessika Carter vs. Jackson St. 12/14	40 by Saylor Poffenbarger (40:00) at Arkansas 1/11, by McKenna Hofschild (39:55) at Colorado St. 12/20, by Alasia Smith (40:00) at Memphis 12/17
Minutes Played (Including OT)	-	-

STARTING LINEUP BREAKDOWNS

STARTING LINEUPS BY GAME

Alcorn St. 11/6	Park-Lane	Jordan	Powe	Barnum	Carter
Southeastern La. 11/10	Park-Lane	Jordan	Powe	Barnum	Parker
Jacksonville St. 11/12	Sheppard	Jordan	Powe	Barnum	Carter
New Orleans 11/15	Park-Lane	Jordan	Powe	Barnum	Carter
at Belmont 11/19	Park-Lane	Jordan	Powe	Barnum	Carter
vs. Clemson 11/24	Park-Lane	Jordan	Powe	Barnum	Carter
vs. Arkansas-Pine Bluff 11/25	Park-Lane	Jordan	Powe	Barnum	Carter
vs. Tulsa 11/26	Park-Lane	Jordan	Rogers	Powe	Barnum
Miami (Fla.) 11/29	Park-Lane	Jordan	Rogers	Powe	Gony
at Chattanooga 12/3	Park-Lane	Jordan	Rogers	Powe	Gony
Kennesaw St. 12/11	Park-Lane	Jordan	Powe	Barnum	Carter
Jackson St. 12/14	Park-Lane	Jordan	Powe	Barnum	Carter
at Memphis 12/17	Park-Lane	Jordan	Powe	Barnum	Carter
at Colorado St. 12/20	Park-Lane	Jordan	Powe	Barnum	Carter
Mississippi Valley St. 12/29	Park-Lane	Jordan	Rogers	Barnum	Carter
Vanderbilt 1/4	Park-Lane	Jordan	Powe	Barnum	Carter
at South Carolina 1/7	Park-Lane	Jordan	Powe	Barnum	Carter
at Arkansas 1/11	Park-Lane	Jordan	Powe	Barnum	Carter
Ole Miss 1/14	Park-Lane	Jordan	Powe	Barnum	Carter
Tennessee 1/18	Park-Lane	Jordan	Powe	Barnum	Carter
at Florida 1/22	Park-Lane	Jordan	Powe	Barnum	Carter
LSU 1/29	Park-Lane	Jordan	Powe	Barnum	Carter

STARTING LINEUPS WIN/LOSS

(13-3)	Park-Lane	Jordan	Powe	Barnum	Carter
(1-0)	Park-Lane	Jordan	Rogers	Barnum	Carter
(1-0)	Park-Lane	Jordan	Powe	Barnum	Parker
(1-0)	Sheppard	Jordan	Powe	Barnum	Carter
(1-0)	Park-Lane	Jordan	Rogers	Powe	Barnum
(0-2)	Park-Lane	Jordan	Rogers	Powe	Gony

CAREER GAMES PLAYED

	23-24	CONSECUTIVE	CAREER
Lauren Park-Lane	22	27	142 (22 - MSU)
Jessika Carter	19	12	138
Erynn Barnum	20	12	133 (19 - MSU)
Darrione Rogers	22	112	112 (22 - MSU)
Jerkaila Jordan	22	111	111 (84 - MSU)
Ramani Parker	2	0	55 (24 - MSU)
Debreasha Powe	21	7	53
Nyayongah Gony	12	2	42 (20 - MSU)
Jasmine Brown-Hagger	20	3	19
Mjracle Sheppard	22	22	22
Quanirah Montague	19	10	19

CAREER GAMES STARTED

	23-24	CONSECUTIVE	CAREER
Lauren Park-Lane	21	19	141 (21 - MSU)
Jessika Carter	18	12	100
Erynn Barnum	20	12	67 (20 - MSU)
Darrione Rogers	4	0	74 (4 - MSU)
Jerkaila Jordan	22	111	111 (84 - MSU)
Ramani Parker	1	0	2 (2 - MSU)
Debreasha Powe	21	7	54
Nyayongah Gony	2	0	2 (2 - MSU)
Jasmine Brown-Hagger	0	0	0
Mjracle Sheppard	1	0	1
Quanirah Montague	0	0	0

STARTERS VS. BENCH POINT PRODUCTION

	MISSISSIPPI STATE		OPPONENT	
	STARTERS	BENCH	STARTERS	BENCH
Alcorn St. 11/6	55	22	30	12
Southeastern La. 11/10	42	25	35	11
Jacksonville St. 11/12	59	25	23	22
New Orleans 11/15	62	25	10	16
at Belmont 11/19	52	11	54	8
vs. Clemson 11/24	65	16	59	19
vs. Arkansas-Pine Bluff 11/25	68	9	51	17
vs. Tulsa 11/26	80	22	41	17
Miami (Fla.) 11/29	59	9	29	45
at Chattanooga 12/3	44	9	41	18
Kennesaw St. 12/11	71	20	20	30
Jackson St. 12/14	76	6	38	34
at Memphis 12/17	67	14	40	23
at Colorado St. 12/20	70	12	66	9
Mississippi Valley St. 12/29	67	32	18	17
Vanderbilt 1/4	47	19	60	11
at South Carolina 1/7	53	13	59	26
at Arkansas 1/11	60	6	57	6
Ole Miss 1/14	59	10	48	9
Tennessee 1/18	58	6	54	21
at Florida 1/22	70	19	28	49
LSU 1/29	42	35	67	6

TOTAL	1,326	365	861	426
AVERAGE	60.3	16.6	39.1	19.4

MISCELLANEOUS STATISTICS

JUMP BALLS CONTROLLED

Mississippi State.....	16 (13-3)
Opponents.....	6 (4-2)

SCORING SUMMARY

	1ST	2ND	3RD	4TH	OT	TOTAL
Mississippi State	442 (+127)	397 (+72)	422 (+43)	430 (+95)		1691 (+333)
Opponents	315	325	379	335		1354

WIN/LOSS MARGIN

	1	2	3	4	5	6	7	8	9	10-14	15-19	20+
Wins	1	-	2	1	-	-	1	-	1	3	1	7
Losses	-	-	-	-	1	2	-	-	-	1	1	-

LEADS AND DEFICITS

Largest Halftime Lead	41, (55-14) vs. Mississippi Valley St. 12/29
Largest Halftime Lead Blown	7, (37-30) vs. Tennessee 1/18
Largest Lead After First Quarter	29, (34-5) vs. Mississippi Valley St. 12/29
Largest Lead After Third Quarter	53, (68-15) vs. New Orleans 11/15
Largest Halftime Deficit.....	10, (34-44) at South Carolina 1/7
Largest Halftime Deficit Overcome	5, (35-40) vs. LSU 1/29
Largest 1st Half Lead	43, (55-12) vs. Mississippi Valley St. 12/29
Largest 1st Half Lead Blown	13, (25-12) vs. Tennessee 1/18
Largest 2nd Half Lead.....	66, (99-33) vs. Mississippi Valley St. 12/29
Largest 2nd Half Lead Blown	11, (41-30) at Chattanooga 12/3
Largest 1st Half Deficit.....	12, (25-37) at South Carolina 1/7
Largest 1st Half Deficit Overcome	8, (29-37) vs. LSU 1/29
Largest 2nd Half Deficit.....	27, (54-81) at South Carolina 1/7
Largest 2nd Half Deficit Overcome	8, (56-64) at Colorado St. 12/20
Largest Overall Lead	66, (99-33) vs. Mississippi Valley St. 12/29
Largest Lead Blown	13, (25-12) vs. Tennessee 1/18
Largest Overall Deficit	27, (54-81) at South Carolina 1/7
Largest Overall Deficit Overcome	8, (29-37) vs. LSU 1/29, (56-64) at Colorado St. 12/20
Largest Margin of Victory.....	64, (99-35) vs. Mississippi Valley St. 12/29

HOME AND ROAD SPLITS

Field Goal% / Opp. Field Goal% At Home	46.3 (347-749) / 34.8 (262-753)
Field Goal% / Opp. Field Goal% On The Road.....	42.5 (191-449) / 39.2 (176-449)
Three-Point Field Goal% / Opp. Three-Point Field Goal% At Home	33.9 (74-218) / 25.7 (59-230)
Three-Point Field Goal% / Opp. Three-Point Field Goal% On The Road	35.1 (39-111) / 35.4 (57-161)
Free Throw% / Opp Free Throw% At Home.....	69.7 (163-234) / 63.8 (83-130)
Free Throw% / Opp Free Throw% On The Road.....	70.5 (79-112) / 68.2 (75-110)
Scoring Average / Opp. Scoring Average At Home.....	77.6 / 55.5
Scoring Average / Opp. Scoring Average On The Road.....	71.4 / 69.1

ATTENDANCE GAMES TOTAL AVERAGE

Home.....	12	64,169	5,347
Away.....	7	27,204	3,886
Neutral	3	1,059	353

MISSISSIPPI STATE QUARTER BREAKDOWN

Most 1st Quarter Points.....	34, vs. Mississippi Valley St. 12/29
Most 2nd Quarter Points	25, at Florida 1/22, vs. Jackson St. 12/14
Most 3rd Quarter Points.....	30, vs. Jacksonville St. 11/23
Most 4th Quarter Points	28 at Florida, 1/22
Fewest 1st Quarter Points.....	12, vs. Ole Miss 1/14
Fewest 2nd Quarter Points	9, vs. Southeastern La. 11/10
Fewest 3rd Quarter Points	5, vs. Tennessee 1/18
Fewest 4th Quarter Points	8, at Chattanooga 12/3

OPPONENTS QUARTER BREAKDOWN

Most 1st Quarter Points.....	26, at South Carolina 1/7
Most 2nd Quarter Points	22, vs. LSU 1/29
Most 3rd Quarter Points.....	26, at Arkansas 1/11, at Colorado St. 12/20
Most 4th Quarter Points	24, vs. Tennessee 1/18, vs. Miami (Fla.) 11/29
Fewest 1st Quarter Points.....	4, vs. New Orleans 11/15; vs. Jacksonville St. 11/12
Fewest 2nd Quarter Points	6, vs. New Orleans 11/15
Fewest 3rd Quarter Points	5, vs. New Orleans 11/15
Fewest 4th Quarter Points	6, vs. Ole Miss 1/14

HALF BREAKDOWN

Most Mississippi State Half Points.....	55, (34, 21) vs. Mississippi Valley St. 12/29
Most Mississippi State 1st Half Points	55, (34, 21) vs. Mississippi Valley St. 12/29
Most Mississippi State 2nd Half Points	52, (26, 26) vs. Tulsa 11/26
Fewest Mississippi State Half Points	21, (13, 8) at Chattanooga 12/3
Fewest Mississippi State 1st Half Points.....	27, (18, 9) vs. Southeastern La. 11/10
Fewest Mississippi State 2nd Half Points	21, (13, 8) at Chattanooga 12/3
Most Opponent Half Points	45, (21, 24) vs. Tennessee 1/18
Most Opponent 1st Half Points	44, (26, 18) at South Carolina 1/74
Most Opponent 2nd Half Points.....	45, (21, 24) vs. Tennessee 1/18
Fewest Opponent Half Points.....	10, (4, 6) vs. New Orleans 11/15
Fewest Opponent 1st Half Points	10, (4, 6) vs. New Orleans 11/15
Fewest Opponent 2nd Half Points	16, (5, 11) vs. New Orleans 11/15

MISSISSIPPI STATE OFFENSIVE PRODUCTION (SHOOTING FROM THE FIELD)

20 FG%
30 FG%	at Arkansas (38.4), vs. Alcorn St. (36.5), at South Carolina (36.0)
40 FG%	vs. Mississippi Valley St. (47.8), at Florida (47.1)
.....	at Belmont (43.3), at Colorado St. (43.3), vs. Vanderbilt (43.1), vs. Tennessee (41.7), vs. Jackson St. (41.7),
.....	vs. Miami (Fla.) (41.4), vs. Arkansas-Pine Bluff (41.3), at Chattanooga (41.3), vs. Southeastern La. (40.0)
50 FG%	vs. Jacksonville St. (57.7), vs. New Orleans (57.1), vs. LSU (52.6), vs. Tulsa (51.4), vs. Ole Miss (50.0),
.....	vs. Clemson (50.0), vs. Kennesaw St. (50.0)
60 FG%

MISSISSIPPI STATE DEFENSIVE PRODUCTION (HOLDING OPPONENTS SHOOTING FROM THE FIELD)

10 FG%	vs. Mississippi Valley St. (18.8), vs. New Orleans (17.2)
20 FG%	at Memphis (28.9), vs. Alcorn St. (26.9)
30 FG%	vs. Jackson St. (39.2), vs. Ole Miss (38.6) vs. Tulsa (37.7), at Florida (36.0)
.....	vs. Southeastern La. (32.8), vs. Kennesaw St. (31.3), at Arkansas (30.9)
40 FG%	at Colorado St. (49.2), vs. Vanderbilt (49.1), vs. Miami (Fla.) (47.5), at South Carolina (47.1),
.....	vs. LSU (44.6), at Chattanooga (43.8), at Belmont (43.1), vs. Tennessee (42.9), vs. Arkansas-Pine Bluff (42.6)
50 FG%	vs. Clemson (55.8)
60 FG%

THE LAST TIME...

A MISSISSIPPI STATE TEAM...

Won 30 Games In A Row	32, 11/10/17-3/3/18
Won 20 Games In A Row	32, 11/10/17-3/3/18
Won 10 Home Games In A Row	32, 3/17/17-2/10/19
Won 10 Road Games In A Row	14, 12/20/18-1/9/20
Lost Three Games In A Row	3, 1/1/23-1/8/23

Defeated A No. 1 Team	vs. No. 1 UConn 66-64, 3/31/17
Defeated A Top-10 Team	at No. 9 LSU 77-73, 1/29/24
Defeated A Top-25 Team	vs. No. 15 Kentucky 77-59, 3/7/20
Defeated A Top-25 Team At Home	vs. No. 15 Kentucky 77-59, 3/7/20
Defeated A Top-25 Team On The Road	at No. 23 Tennessee 72-55, 2/6/20

Overcame A 10-Point Deficit To Win	11, vs. Kentucky 1/22/23
Overcame A 10-Point Halftime Deficit To Win	11, at Auburn 2/21/20
Overcame A Five-Point Deficit In Fourth Quarter To Win	8, at Colorado St. 12/20/23

Won An Overtime Game	at Auburn, 92-85 (OT), 2/21/20
Lost An Overtime Game	vs. Nebraska, 73-65 (OT), 11/26/22
Won A Double Overtime Game	vs. Tennessee, 91-90 (2OT), 2/6/23
Lost A Double Overtime Game	at Kentucky, 90-92 (2OT), 2/12/15

Scored 100 Points	102, vs. Tulsa 11/26/23
Scored 100 Points In Three Straight Games	4, 11/15/18-11/24/18
Scored 100 Points At Home	104, vs. Mississippi Valley St. 11/9/22
Scored 100 Points On The Road	103, at Washington 12/20/18
Scored 100 Points At Neutral Site	102, vs. Tulsa 11/26/23
Scored 90 Points	99, vs. Mississippi Valley St. 12/29/23
Scored 90 Points On The Road	92, at Auburn 2/21/20

Had Two Players Score 30 Points	Teaira McCowan [35], Victoria Vivians [30], vs. Oregon 12/13/17
Had Three Players Score 20 Points	Andra Espinoza-Hunter [24], Teaira McCowan [24], Bre'Amber Scott [20], vs. Arkansas 3/10/19
Had Two Players Score 20 Points In A Game	Jerkaila Jordan [21], Jessika Carter [20] at Florida 1/22/24

Made 50 Field Goals	53, vs. Judson College 2/24/86
Made 40 Field Goals	41, vs. Mississippi Valley St. 11/9/22
Attempted 80 Field Goals	87, vs. McNeese St. 12/1/21
Attempted 90 Field Goals	91 vs. Murray St. 11/15/19
Attempted 100 Field Goals	104, vs. Montevallo 11/19/79

Shot 60% from the field	62.9, vs. New Orleans 12/2/20
Shot 55% from the field	57.1, vs. New Orleans 11/15/23

Made 10 Three-Point Field Goals	14, at Colorado St. 12/20/23
Made 15 Three-Point Field Goals	18, vs. Troy 12/14/20
Attempted 30 Three-Point Field Goals	30, vs. Miami (Fla.) 11/29/23
Shot 55% From Three	57.1 (8-14), at Chattanooga 12/3/23
Shot 60% From Three	62.5 (5-8), at Ole Miss 3/1/20
Shot 65% From Three	68.8 (11-16), vs. Old Dominion 12/19/22

Made 25 Free Throws	25, vs. Grambling St. 12/4/22
Made 30 Free Throws	33, vs. Louisiana Tech 12/11/14
Attempted 30 Free Throws	38, vs. Mississippi Valley St. 12/29/23
Attempted 45 Free Throws	46, vs. Louisiana Tech 12/11/14

Had 65 Rebounds	69, vs. Southeastern La. 12/7/14
Had 70 Rebounds	70, vs. Alcorn St. 11/6/23
Had 75 Rebounds	78, vs. Judson College 2/24/86

Had 25 Assists	27, vs. Kennesaw St. 12/11/23
Had 35 Assists	37, vs. Memphis 1/3/80

Had 10 Blocked Shots	12, vs. Mississippi Valley St. 12/29/23
----------------------------	---

Had 15 Steals	16, vs. Kennesaw St. 12/11/23
Had 20 Steals	20, vs. Mississippi Valley St. 11/24/15
Had 30 Steals	30, vs. New Orleans 11/17/13

Had Four Freshmen Start A Single Game	4 at Vanderbilt 1/12/06
---	-------------------------

AN OPPONENT TEAM...

Scored 35 Points Or Less	35 vs. Mississippi Valley St. 12/29/23
Scored 30 Points Or Less	26 vs. New Orleans 11/15/23

Shot 60% From The Field	62.7% vs. No. 1 UConn 3/26/16
Shot 55% From The Field	55.8% vs. Clemson 11/24/23
Shot Below 20% From The Field	18.8% vs. Mississippi Valley St. 12/29/23

Made 10 Or Fewer Field Goals	8 vs. Savannah St. 11/29/15
------------------------------------	-----------------------------

A MISSISSIPPI STATE PLAYER...

Scored 30 Points	33, Lauren Park-Lane at Colorado St. 12/20/23
Scored 40 Points	40, Rickea Jackson vs. McNeese St. 12/1/21
Scored 45 Points	47, Tan White vs. Vanderbilt 2/3/05

Scored In Double Figures In 100 Straight Games	125, LaToya Thomas 11/19/99-3/24/03
Scored In Double Figures In 10 Straight Games	17, Anastasia Hayes 12/1/21-2/3/22

Scored 30 Points In Two Straight Games	Tan White [38] vs. Arkansas, 3/3/05, and vs. Auburn 2/27/05
Scored 20 Points In Five Straight Games	6, Anastasia Hayes 1/27/22 - 2/15/22
Scored 20 Points In 10 Straight Games	12, LaToya Thomas 2/1/01-3/20/01

Had All Five Starters In Double Figures	vs. Tulsa 11/26/23
Had Six Players Scored In Double Figures	6 vs. Mississippi Valley St. 12/29/23
Had Five Players Scored In Double Figures In Two Straight Games	2, vs. Murray St. 11/15/19
.....	vs. Troy 11/18/19

Made 15 Field Goals	18, Rickea Jackson vs. McNeese St. 12/1/21
Made 20 Field Goals	20, LaToya Thomas vs. Tulsa 11/17/02

Made 10 Three-Point Field Goals	10, Lauren Park-Lane at Colorado St. 12/20/23
---------------------------------------	---

Made 10 Free Throws	11, Erynn Barnum vs. Mississippi Valley St. 12/29/23
Made 15 Free Throws	18, Jennifer Fambrough vs. Northwestern St. 12/19/98

Had 15 Rebounds	16, Jessika Carter at Florida 1/22/24
Had 20 Rebounds	21, Jessika Carter at Marquette 11/25/19
Had 25 Rebounds	25, Teaira McCowan vs. No. 3 Louisville 3/30/18

Had 10 Rebounds In Five Straight Games	7, Teaira McCowan 2/28/19-3/24/19
--	-----------------------------------

Had Four Players Record 10 Rebounds	Quanirah Montague, Jessika Carter, Erynn Barnum, Darrione Rogers vs. Mississippi Valley St. 2/29/23
---	---

Had 10 Offensive Rebounds	11, Jessika Carter vs. Jackson St. 12/14/23
Had 10 Defensive Rebounds	12, Jessika Carter at Florida 1/22/24

Had 10 Assists	10, Darrione Rogers vs. Mississippi Valley St. 11/29/23
Had 15 Assists	17, Polly Branch vs. Bryan, 2/1/86

Blocked Five Shots	6, Quanirah Montague vs. Mississippi Valley St. 12/29/23
Blocked 10 Shots	10, Martha Alwal vs. Jacksonville St. 11/11/11

Had Seven Steals	7, Mjracle Sheppard vs. Kennesaw St. 12/11/23
------------------------	---

Had 20 Points And 10 Assists	Lauren Park-Lane, 20 points and 10 assists vs. Miami (Fla.) 11/29/23
------------------------------------	--

Had 15 Points And 15 Rebounds	Jessika Carter, 20 points and 16 rebounds at Florida 1/22/24
-------------------------------------	--

Had 20 Points And 20 Rebounds	Teaira McCowan, 26 points and 24 rebounds vs. No. 15 South Carolina 1/17/19
-------------------------------------	---

Had A Double-Double In Three Straight Games	3, Jessika Carter 12/11/23-12/17/23
---	-------------------------------------

Had A Double-Double In Five Straight Games	8, Teaira McCowan 2/28/19-3/29/19
--	-----------------------------------

Had Two Players Record A Double-Double	Jessika Carter, Jerkila Jordan at Florida 1/22/24
--	---

Had Three Players Record A Double-Double	Erynn Barnum, Jessika Carter, Quanirah Montague vs. Mississippi Valley St. 2/29/23
--	--

Had 10 Double-Doubles In A Season	10, Jessika Carter 2022-23
---	----------------------------

Had A Triple-Double	Darrione Rogers, 14 points, 12 rebounds, 10 assists vs. Mississippi Valley St. 12/29/23
---------------------------	---

MISSISSIPPI STATE'S RECORD WHEN

	2023-24	PURCELL ERA
Scoring First	10-2	23-9
Opponent Scores First	7-3	16-7
Leads At Halftime	15-3	35-4
Trails At Halftime	2-2	3-12
Is Tied At Halftime		1-0
Leads With 5 Minutes To Play	15-0	36-0
Trails With 5 Minutes To Play	0-5	0-15
Tied With 5 Minutes To Play	2-0	3-1
In Overtime		1-1
In Two Or More Overtimes		1-0
Outrebounds Opponent	15-1	36-3
Is Outrebounded	2-3	3-12
Is Tied In Rebounds	0-1	0-1
Commits Fewer Turnovers	8-2	21-6
Commits More Turnovers	8-3	17-10
Is Tied In Turnovers	1-0	1-0
Has More Free Throw Attempts	14-1	28-5
Opponent Has More Free Throw Attempts	3-3	11-10
Free Throws Are Tied	0-1	0-1
Shoots 50% Or Better	8-0	14-0
Shoots Less Than 50%	9-5	25-16
Opponent Shoots 50% Or Better	1-0	1-2
Opponent Shoots Less Than 50%	16-5	38-14
Shoots Better Field Goal % Than Opponent	14-0	35-2
Opponent Shoots Better Field Goal %	3-5	4-14
Field Goal % Is Tied		
Bench Outscores Opponents	10-1	28-4
Opponents Bench Outscores	6-4	10-11
Bench Points Are Tied	1-0	1-1
Scores Between 0-59 Points	0-1	0-6
Scores Between 60-69 Points	4-4	7-9
Scores Between 70-79 Points	3-0	13-1
Scores Between 80-89 Points	7-0	13-0
Scores 90 Or More Points	3-0	6-0
Opponent Scores Between 0-59 Points	8-1	24-3
Opponent Scores Between 60-69 Points	4-0	7-3
Opponent Scores Between 70-79 Points	5-3	7-8
Opponent Scores Between 80-89 Points	0-1	0-2
Opponent Scores 90 Or More Points		1-0
On Monday	4-0	6-1
On Tuesday		1-0
On Wednesday	2-1	5-1
On Thursday	2-2	7-6
On Friday	3-0	7-0
On Saturday	1-0	1-1
On Sunday	5-2	12-7
In November	8-1	14-3
In December	5-1	11-1
In January	4-3	7-8
In February		5-2
In March		2-2
In Non-Conference Home Games	7-1	15-1
In Non-Conference Road Games	3-1	3-3
In Neutral Site Games	3-0	8-2
In All Sec Games (SECT included)	4-3	13-11
In Sec Home Games	2-2	8-4
In Sec Road Games	2-1	5-6
In Sec Neutral Games (SECT)	0-0	0-1
Vs Ranked Opponents (AP)	1-1	1-4

MISSISSIPPI STATE IN THE POLLS

ASSOCIATED PRESS (AP) TOP 25 POLL - JAN. 29					USA TODAY COACHES TOP 25 POLL - JAN. 30				
RANK	SCHOOL	REC.	PTS.	PREV.	RANK	SCHOOL	REC.	PTS.	PREV.
1	South Carolina (35)	19-0	875	1	1	South Carolina (32)	19-0	800	1
2	Kansas State	20-1	819	4	2	Kansas State	20-1	762	3
3	Iowa	19-2	795	5	3	Stanford	19-2	722	5
4	Stanford	19-2	769	6	4	Iowa	19-2	717	5
5	NC State	18-2	739	7	5	NC State	19-2	669	7
6	Colorado	17-3	677	3	6	Colorado	17-3	595	3
7	UCLA	16-3	637	2	7	Ohio State	17-3	585	12
8	Ohio State	17-3	596	12	8	UCLA	16-3	565	4
9	LSU	18-3	595	9	9	Indiana	17-2	529	13
10	Indiana	17-2	477	14	10	UConn	17-4	481	8
11	UConn	17-4	460	8	11	LSU	18-4	437	9
12	Texas	19-3	452	10	12	Louisville	18-3	409	16
13	Baylor	16-3	441	13	13	Baylor	16-3	402	15
14	Notre Dame	15-4	408	15	14	Texas	19-3	394	11
15	USC	14-4	393	11	15	USC	14-4	363	10
16	Louisville	18-3	331	18	16	Notre Dame	15-4	331	18
17	Virginia Tech	16-4	328	19	17	Gonzaga	20-2	324	17
18	Oregon State	17-3	323	25	18	Virginia Tech	16-4	259	19
19	Gonzaga	20-2	320	17	19	Oregon State	17-3	233	25
20	Utah	15-6	296	16	20	Utah	15-6	203	14
21	Syracuse	17-3	176	22	21	Creighton	16-3	161	20
22	Creighton	16-3	160	21	22	West Virginia	17-2	156	23
23	West Virginia	17-2	132	24	23	Syracuse	17-3	143	22
24	North Carolina	15-6	75	20	24	North Carolina	15-6	53	21
25	Princeton	15-3	28	NR	25	Princeton	15-3	37	NR

OTHERS RECEIVING VOTES: UNLV 21, Washington St 15, Fairfield 13, Marquette 7, Florida St. 6, Oklahoma 6, Mississippi 2, Penn St. 1, Washington 1, **MISSISSIPPI ST. 1.**

OTHERS RECEIVING VOTES: UNLV 16; Ball State 11; Florida State 8; Michigan State 7; Fairfield 7; **MISSISSIPPI STATE 5**; Saint Joseph's 3; Ole Miss 3; Miami (FL) 3; Marquette 3; Washington State 2; TCU 1; Auburn 1;

ASSOCIATED PRESS (AP) POLL				USA TODAY COACHES POLL			
WEEK	DATE	RANK	PTS.	WEEK	DATE	RANK	PTS.
1	Oct. 17	25	54	1	Oct. 17	RV	67
2	Nov. 13	RV	51	2	Nov. 14	RV	35
3	Nov. 20	25	55	3	Nov. 21	RV	39
4	Nov. 27	21	181	4	Nov. 28	21	131
5	Dec. 4	RV	12	5	Dec. 5	RV	11
6	Dec. 11	RV	3	6	Dec. 12	RV	-
7	Dec. 18	RV	6	7	Dec. 19	RV	-
8	Dec. 25	RV	6	8	Dec. 26	NR	-
9	Jan. 1	RV	3	9	Jan. 2	NR	-
10	Jan. 8	NR	-	10	Jan. 9	NR	-
11	Jan. 15	NR	-	11	Jan. 16	NR	-
12	Jan. 22	NR	-	12	Jan. 23	NR	-
13	Jan. 29	RV	-	13	Jan. 30	RV	-

NET RANKINGS BY THE NUMBERS (AS OF JAN. 30)

CURRENT NET RANKING - 27	
Average NET Win	153
Average NET Loss	50
vs. Top 100	8-4
vs. NET (1-25)	1-1
Home	1-0
Away	0-1
Neutral	0-0
Remaining -	
vs. NET (26-50)	0-2
Home	0-2
Away	0-0
Neutral	0-0
Remaining - at Texas A&M 2/4, at Alabama 2/25	
vs. NET (51-100)	7-1
Home	2-1
Away	4-0
Neutral	1-0
Remaining - vs. Georgia 2/8, vs. Florida 2/11, at Ole Miss 2/18, at Auburn 2/29, Missouri 3/3	
vs. NET (101+)	9-1
Home	6-0
Away	1-1
Neutral	2-0
Remaining - at Kentucky 2/1, vs. Kentucky 2/22	

BOX SCORES

1

#25/RV MISSISSIPPI STATE 77, ALCORN ST. 42

Nov. 6, 2023 | Starkville, Miss. | Humphrey Coliseum | 4,452



Game Time: 6:32 PM
Game Duration: 2:34
Attendance: 4,452



Official Basketball Box Score - Final
Alcorn State at Mississippi St.
11/06/23 Humphrey Coliseum, Starkville
2023-24 Women's Basketball

Officials: Kristen Bell, Jody Cantrell, Charles Watson

Table with columns: NO., Name, Min, FG, M-A, 3P, FT, Rebounds, Fouls, TP, AS, TO, ST, Blocks, +/-

Shooting By Period table with columns: 1st FG%, 2nd FG%, 3rd FG%, 4th FG%, GM FG%, 3PT%, FT%

Table with columns: NO., Name, Min, FG, M-A, 3P, FT, Rebounds, Fouls, TP, AS, TO, ST, Blocks, +/-

Shooting By Period table with columns: 1st FG%, 2nd FG%, 3rd FG%, 4th FG%, GM FG%, 3PT%, FT%

Summary statistics table including ASU, MSU, Points from Turnovers, Paint, Second Chance, Fast Breaks, Bench

2

#25/RV MISSISSIPPI STATE 67, SOUTHEASTERN LA. 46

Nov. 10, 2023 | Starkville, Miss. | Humphrey Coliseum | 4,531



Game Time: 6:32 PM
Game Duration: 1:45
Attendance: 4,531



Official Basketball Box Score - Final
Southeastern La. at Mississippi St.
11/10/23 Humphrey Coliseum, Starkville
2023-24 Women's Basketball

Officials: Gina Cross, Michael McConnell, William Smith

Table with columns: NO., Name, Min, FG, M-A, 3P, FT, Rebounds, Fouls, TP, AS, TO, ST, Blocks, +/-

Shooting By Period table with columns: 1st FG%, 2nd FG%, 3rd FG%, 4th FG%, GM FG%, 3PT%, FT%

Table with columns: NO., Name, Min, FG, M-A, 3P, FT, Rebounds, Fouls, TP, AS, TO, ST, Blocks, +/-

Shooting By Period table with columns: 1st FG%, 2nd FG%, 3rd FG%, 4th FG%, GM FG%, 3PT%, FT%

Summary statistics table including SLU, MSU, Points from Turnovers, Paint, Second Chance, Fast Breaks, Bench

3

#25/RV MISSISSIPPI STATE 84, JACKSONVILLE ST. 45

Nov. 12, 2023 | Starkville, Miss. | Humphrey Coliseum | 4,354



Game Time: 2:02 PM
Game Duration: 1:46
Attendance: 4,354



Official Basketball Box Score - Final
Jacksonville St. at Mississippi St.
11/12/23 Humphrey Coliseum, Starkville
2023-24 Women's Basketball

Officials: Katie Lukanich, Carla Fortin, Tasha Smith

Table with columns: NO., Name, Min, FG, M-A, 3P, FT, Rebounds, Fouls, TP, AS, TO, ST, Blocks, +/-

Shooting By Period table with columns: 1st FG%, 2nd FG%, 3rd FG%, 4th FG%, GM FG%, 3PT%, FT%

Table with columns: NO., Name, Min, FG, M-A, 3P, FT, Rebounds, Fouls, TP, AS, TO, ST, Blocks, +/-

Shooting By Period table with columns: 1st FG%, 2nd FG%, 3rd FG%, 4th FG%, GM FG%, 3PT%, FT%

Summary statistics table including JSU, MSU, Points from Turnovers, Paint, Second Chance, Fast Breaks, Bench

4

RV/RV MISSISSIPPI STATE 87, NEW ORLEANS 26

Nov. 15, 2023 | Starkville, Miss. | Humphrey Coliseum | 6,427



Game Time: 11:02 AM
Game Duration: 1:41
Attendance: 6,427



Official Basketball Box Score - Final
New Orleans at Mississippi St.
11/15/23 Humphrey Coliseum, Starkville
2023-24 Women's Basketball

Officials: Maj Forsberg, Karen Presto, Kenya Kirkland

Table with columns: NO., Name, Min, FG, M-A, 3P, FT, Rebounds, Fouls, TP, AS, TO, ST, Blocks, +/-

Shooting By Period table with columns: 1st FG%, 2nd FG%, 3rd FG%, 4th FG%, GM FG%, 3PT%, FT%

Table with columns: NO., Name, Min, FG, M-A, 3P, FT, Rebounds, Fouls, TP, AS, TO, ST, Blocks, +/-

Shooting By Period table with columns: 1st FG%, 2nd FG%, 3rd FG%, 4th FG%, GM FG%, 3PT%, FT%

Summary statistics table including UNO, MSU, Points from Turnovers, Paint, Second Chance, Fast Breaks, Bench

BOX SCORES

9

#21/21 MISSISSIPPI STATE 68, RV/RV MIAMI (FLA.) 74

Nov. 29, 2023 | Starkville, Miss. | Humphrey Coliseum | 5,135



10

#21/21 MISSISSIPPI STATE 53, CHATTANOOGA 59

Dec. 3, 2023 | Chattanooga, Tenn. | McKenzie Arena | 2,170



Official Basketball Box Score - Final
Miami (FL) at Mississippi St.
11/29/23 Humphrey Coliseum, Starkville
2023-24 Women's Basketball

Game Time: 6:17 PM
Game Duration: 1:53
Attendance: 5,135

Officials: Gina Gross, Eric J. Brewton, Roy Gubeyan

Box score table for Miami (FL) vs Mississippi State. Includes player stats for FG, 3P, FT, Rebounds, Fouls, TP, AS, TO, ST, Blocks, and +/-.

Shooting By Period summary table for Miami (FL) vs Mississippi State.

Box score table for Mississippi State vs Chattanooga. Includes player stats for FG, 3P, FT, Rebounds, Fouls, TP, AS, TO, ST, Blocks, and +/-.

Shooting By Period summary table for Mississippi State vs Chattanooga.

Statistical summary table for Miami (FL) vs Mississippi State, including UM, MSU, Points from Turnovers, and Period by Period Scoring.



Official Basketball Box Score - Final
Mississippi St. at Chattanooga
12/03/23 McKenzie Arena, Chattanooga, Tenn.
2023-24 Chattanooga Women's Basketball

Game Time: 2:00 PM
Game Duration: 1:47
Attendance: 2,170

Officials: Tommi Paris, Kisha Brown, Roy Jackson

Box score table for Mississippi State vs Chattanooga. Includes player stats for FG, 3P, FT, Rebounds, Fouls, TP, AS, TO, ST, Blocks, and +/-.

Shooting By Period summary table for Mississippi State vs Chattanooga.

Box score table for Chattanooga vs Mississippi State. Includes player stats for FG, 3P, FT, Rebounds, Fouls, TP, AS, TO, ST, Blocks, and +/-.

Shooting By Period summary table for Chattanooga vs Mississippi State.

Statistical summary table for Chattanooga vs Mississippi State, including MSU, UTC, Points from Turnovers, and Period by Period Scoring.

11 RV/RV MISSISSIPPI STATE 91, KENNESAW ST. 50

Dec. 11, 2023 | Starkville, Miss. | Humphrey Coliseum | 4,085



12

RV/RV MISSISSIPPI STATE 82, JACKSON ST. 72

Dec. 14, 2023 | Starkville, Miss. | Humphrey Coliseum | 4,423



Official Basketball Box Score - Final
Kennesaw St. at Mississippi St.
12/11/23 Humphrey Coliseum, Starkville
2023-24 Women's Basketball

Game Time: 6:32 PM
Game Duration: 1:41
Attendance: 4,085

Officials: Puatari Spurlock-Welsh, Chaney Muench, Nicole Brannon

Box score table for Kennesaw State vs Mississippi State. Includes player stats for FG, 3P, FT, Rebounds, Fouls, TP, AS, TO, ST, Blocks, and +/-.

Shooting By Period summary table for Kennesaw State vs Mississippi State.

Box score table for Mississippi State vs Jackson State. Includes player stats for FG, 3P, FT, Rebounds, Fouls, TP, AS, TO, ST, Blocks, and +/-.

Shooting By Period summary table for Mississippi State vs Jackson State.

Statistical summary table for Kennesaw State vs Mississippi State, including KSU, MSU, Points from Turnovers, and Period by Period Scoring.



Official Basketball Box Score - Final
Mississippi St. at Mississippi St.
12/14/23 Humphrey Coliseum, Starkville
2023-24 Women's Basketball

Game Time: 6:32 PM
Game Duration: 1:50
Attendance: 4,423

Officials: Angelica Suffren, Joseph Vaszily, Dee Kantner

Box score table for Jackson State vs Mississippi State. Includes player stats for FG, 3P, FT, Rebounds, Fouls, TP, AS, TO, ST, Blocks, and +/-.

Shooting By Period summary table for Jackson State vs Mississippi State.

Box score table for Mississippi State vs Jackson State. Includes player stats for FG, 3P, FT, Rebounds, Fouls, TP, AS, TO, ST, Blocks, and +/-.

Shooting By Period summary table for Mississippi State vs Jackson State.

Statistical summary table for Mississippi State vs Jackson State, including JSU, MSU, Points from Turnovers, and Period by Period Scoring.

BOX SCORES

17

RV/- MISSISSIPPI STATE 66, #1/1 SOUTH CAROLINA 85

Jan. 7, 2024 | Columbia, S.C. | Colonial Life Arena | 15,751



Game Time: 1:00 PM
Game Duration: 1:59
Attendance: 15,751



Official Basketball Box Score - Final
Mississippi St. at South Carolina
01/07/24 Colonial Life Arena, Columbia
2023-24 Women's Basketball

Officials: Brian Hall, Natasha Camy, Timothy Greene

Mississippi St. - 66
Record: 13-4 (0-2)
Table with columns: NO. Name, Min, FG, 3P, FT, Rebounds, Fouls, TP, AS, TO, ST, Blocks, +/-

Shooting By Period
1st FG% 9-17 52.9%
3PT% 1-4 25.0%
2nd FG% 5-16 31.3%
3PT% 0-3 0.0%
3rd FG% 6-20 30.0%
4th FG% 7-22 31.8%

18

MISSISSIPPI STATE 66, ARKANSAS 63

Jan. 11, 2024 | Fayetteville, Ark. | Bud Walton Arena | 2,627



Official Basketball Box Score - Final
Mississippi St. at Arkansas
01/11/24 Bud Walton Arena, Fayetteville
2023-24 Women's Basketball

Officials: Dee Kantner, Fatou Cissoko-Stephens, Brenda Pantaja

Mississippi St. - 66
Record: 14-4 (1-2)
Table with columns: NO. Name, Min, FG, 3P, FT, Rebounds, Fouls, TP, AS, TO, ST, Blocks, +/-

Shooting By Period
1st FG% 8-23 34.8%
3PT% 0-5 0.0%
2nd FG% 8-18 44.4%
3PT% 1-3 33.3%
4th FG% 6-18 33.3%

South Carolina - 85
Record: 14-0 (2-0)
Table with columns: NO. Name, Min, FG, 3P, FT, Rebounds, Fouls, TP, AS, TO, ST, Blocks, +/-

Shooting By Period
1st FG% 8-13 61.5%
3PT% 1-1 100.0%
2nd FG% 8-19 42.1%
3PT% 1-2 50.0%
4th FG% 8-14 57.1%

Arkansas - 63
Record: 13-5 (1-2)
Table with columns: NO. Name, Min, FG, 3P, FT, Rebounds, Fouls, TP, AS, TO, ST, Blocks, +/-

Shooting By Period
1st FG% 5-18 27.8%
3PT% 3-14 21.4%
2nd FG% 3-9 33.3%
3PT% 3-13 23.1%

MSU USC
Points from Turnovers
Best Scoring Run
Lead Changes
Times Tied
Time with Lead

MSU ARK
Points from Turnovers
Best Scoring Run
Lead Changes
Times Tied
Time with Lead

19

MISSISSIPPI STATE 69, OLE MISS 57

Jan. 14, 2024 | Starkville, Miss. | Humphrey Coliseum | 7,101



Official Basketball Box Score - Final
Mississippi St. at Arkansas
01/11/24 Bud Walton Arena, Fayetteville
2023-24 Women's Basketball

Officials: Dee Kantner, Fatou Cissoko-Stephens, Brenda Pantaja

Mississippi St. - 66
Record: 14-4 (1-2)
Table with columns: NO. Name, Min, FG, 3P, FT, Rebounds, Fouls, TP, AS, TO, ST, Blocks, +/-

Shooting By Period
1st FG% 8-23 34.8%
3PT% 0-5 0.0%
2nd FG% 8-18 44.4%
3PT% 1-3 33.3%

20

MISSISSIPPI STATE 64, TENNESSEE 75

Jan. 18, 2024 | Starkville, Miss. | Humphrey Coliseum | 5,507



Official Basketball Box Score - Final
Tennessee at Mississippi St.
01/18/24 Humphrey Coliseum, Starkville
2023-24 Women's Basketball

Officials: Kevin Petteit, Cameron Inouye, Natasha Camy

Tennessee - 75
Record: 11-6 (4-1)
Table with columns: NO. Name, Min, FG, 3P, FT, Rebounds, Fouls, TP, AS, TO, ST, Blocks, +/-

Shooting By Period
1st FG% 4-18 22.2%
3PT% 1-9 11.1%
2nd FG% 6-14 42.9%
3PT% 1-2 50.0%

Arkansas - 63
Record: 13-5 (1-2)
Table with columns: NO. Name, Min, FG, 3P, FT, Rebounds, Fouls, TP, AS, TO, ST, Blocks, +/-

Shooting By Period
1st FG% 5-18 27.8%
3PT% 3-14 21.4%
2nd FG% 3-9 33.3%
3PT% 3-13 23.1%

Mississippi St. - 64
Record: 15-5 (2-3)
Table with columns: NO. Name, Min, FG, 3P, FT, Rebounds, Fouls, TP, AS, TO, ST, Blocks, +/-

Shooting By Period
1st FG% 11-21 52.4%
3PT% 1-4 25.0%
2nd FG% 5-13 38.5%
3PT% 1-5 20.0%

MSU ARK
Points from Turnovers
Best Scoring Run
Lead Changes
Times Tied
Time with Lead

TEN MSU
Points from Turnovers
Best Scoring Run
Lead Changes
Times Tied
Time with Lead

BOX SCORES

21

MISSISSIPPI STATE 89, FLORIDA 77

Jan. 22, 2024 | Gainesville, Fla. | Exactech Arena at Stephen C. O'Connell Center | 1,587



22

RV/- MISSISSIPPI STATE 77, NO. 9/9 LSU

Jan. 29, 2024 | Starkville, Miss. | Humphrey Coliseum | 9,121 (Sellout)



Official Basketball Box Score - Final
Mississippi St. at Florida
01/22/24 Exactech Arena at Stephen C. O'Connell Center, Gainesville
2023-24 Women's Basketball

Game Time: 7:00 PM
Game Duration: 2:16
Attendance: 1,587



Official Basketball Box Score - Final
LSU at Mississippi St.
01/29/24 Humphrey Coliseum, Starkville
2023-24 Women's Basketball

Game Time: 6:02 PM
Game Duration: 2:00
Attendance: 9,121

Officials: Gina Cross, Michael McConnell, Nykeshia Thompson

Officials: Angelica Suffren, Talisa Green, Fatou Cissoko-Stephens

Box score for Mississippi St. - 89 vs Florida - 77. Includes player stats for FG, 3P, FT, Rebounds, Fouls, TP, AS, TO, ST, Blocks, +/- and team totals.

Shooting By Period for Mississippi St. - 89 vs Florida - 77. Includes 1st, 2nd, 3rd, 4th quarter shooting percentages and FT percentages.

Box score for Florida - 77 vs Mississippi St. - 89. Includes player stats for FG, 3P, FT, Rebounds, Fouls, TP, AS, TO, ST, Blocks, +/- and team totals.

Shooting By Period for Florida - 77 vs Mississippi St. - 89. Includes 1st, 2nd, 3rd, 4th quarter shooting percentages and FT percentages.

Box score for LSU - 73 vs Mississippi St. - 77. Includes player stats for FG, 3P, FT, Rebounds, Fouls, TP, AS, TO, ST, Blocks, +/- and team totals.

Box score for Mississippi St. - 77 vs LSU - 73. Includes player stats for FG, 3P, FT, Rebounds, Fouls, TP, AS, TO, ST, Blocks, +/- and team totals.

Summary table for MSU vs FLA. Includes Biggest lead, Best Scoring Run, Lead Changes, Times Tied, Time with Lead, Points from Turnovers, Paint, Second Chance, Fast Breaks, Bench.

Summary table for MSU vs FLA. Includes Points from MSU, FLA, Turnovers, Paint, Second Chance, Fast Breaks, Bench.

Summary table for MSU vs FLA. Includes Period by Period Scoring (1st, 2nd, 3rd, 4th, TOT) for MSU and FLA.

Summary table for LSU vs MSU. Includes Biggest lead, Best Scoring Run, Lead Changes, Times Tied, Time with Lead, Points from Turnovers, Paint, Second Chance, Fast Breaks, Bench.

Summary table for LSU vs MSU. Includes Points from LSU, MSU, Turnovers, Paint, Second Chance, Fast Breaks, Bench.

Summary table for LSU vs MSU. Includes Period by Period Scoring (1st, 2nd, 3rd, 4th, TOT) for LSU and MSU.



2023-24 Mississippi St. Women's Basketball
 Combined Team Statistics
 All games

Game Records

Record	Overall	Home	Away	Neutral
ALL GAMES	17-5	9-3	5-2	3-0
CONFERENCE	4-3	2-2	2-1	0-0
NON-CONFERENCE	13-2	7-1	3-1	3-0

Score by Periods

Team	1st	2nd	3rd	4th	OT	TOT
Mississippi St.	442	397	422	430	0	1691
Opponents	315	325	379	335	0	1354

Team Box Score

No.	Player	Total			3-Point		F-Throw		Rebounds				PF DQ A TO BLK STL				PTS	AVG				
		GP-GS	MIN	AVG	FG-FGA	FG%	3FG-3FGA	3FG%	FT-FTA	FT%	OFF	DEF	TOT	AVG	PF	DQ			A	TO	BLK	STL
2	JORDAN, Jerkaila	22-22	680:56	31.0	143-311	.460	27-78	.346	70-88	.795	42	95	137	6.2	45	2	54	46	14	52	383	17.4
4	CARTER, Jessika	19-18	580:26	30.5	120-231	.519	0-0	.000	36-57	.632	66	118	184	9.7	46	0	20	38	35	14	276	14.5
21	POWE, Debreasha	21-21	595:60	28.4	78-174	.448	49-117	.419	22-28	.786	12	62	74	3.5	19	0	20	16	17	16	227	10.8
3	PARK-LANE, Lauren	22-21	690:32	31.4	82-194	.423	26-70	.371	31-45	.689	13	51	64	2.9	30	0	131	54	0	17	221	10.0
5	BARNUM, Erynn	20-20	465:10	23.3	55-126	.437	1-10	.100	53-77	.688	50	84	134	6.7	28	0	24	30	14	13	164	8.2
0	ROGERS, Darrione	22-4	475:59	21.6	49-123	.398	32-85	.376	26-30	.867	10	60	70	3.2	19	0	53	33	0	11	156	7.1
14	SHEPPARD, Mjracle	22-1	387:41	17.6	49-99	.495	1-7	.143	27-41	.659	31	33	64	2.9	33	0	41	30	4	36	126	5.7
24	MONTAGUE, Quanirah	19-0	160:56	8.5	29-57	.509	0-3	.000	10-19	.526	26	35	61	3.2	32	0	2	12	22	6	68	3.6
23	PARKER, Ramani	2-1	20:13	10.1	3-5	.600	0-0	.000	0-2	.000	4	7	11	5.5	0	0	1	4	0	1	6	3.0
1	GONY, Nyayongah	12-2	175:04	14.6	10-26	.385	2-7	.286	4-7	.571	5	21	26	2.2	8	0	9	11	7	5	26	2.2
22	BROWN-HAGGER, Jasmine	20-0	167:03	8.4	14-49	.286	3-17	.176	7-7	1.000	10	19	29	1.5	19	0	10	10	0	7	38	1.9
Team											37	48	85						11			
Total		22	4400		632-1395	.453	141-394	.358	286-401	.713	306	633	939	42.7	279	2	365	295	113	178	1691	76.9
Opponents		22	4400		515-1374	.375	139-463	.300	185-277	.668	251	492	743	33.8	373	8	277	317	77	141	1354	61.5

Team Statistics

	MSU	OPP
Scoring	1691	1354
Points per game	76.9	61.5
Scoring margin	+15.3	-
Field goals-att	632-1395	515-1374
Field goal pct	.453	.375
3 point fg-att	141-394	139-463
3-point FG pct	.358	.300
3-pt FG made per game	6.4	6.3
Free throws-att	286-401	185-277
Free throw pct	.713	.668
F-Throws made per game	13.0	8.4
Rebounds	939	743
Rebounds per game	42.7	33.8
Rebounding margin	+8.9	-
Assists	365	277
Assists per game	16.6	12.6
Turnovers	295	317
Turnovers per game	13.4	14.4
Turnover margin	+1.0	-
Assist/turnover ratio	1.2	0.9
Steals	178	141
Steals per game	8.1	6.4
Blocks	113	77
Blocks per game	5.1	3.5
Winning streak	2	-
Home win streak	1	-
Attendance	64169	27204
Home games-Avg/Game	12-5347	7-3886
Neutral site-Avg/Game	-	3-353

Team Results

Date	Opponent		Score	Att.
11/06/2023	Alcorn	W	77-42	4452
11/10/2023	Southeastern La.	W	67-46	4531
11/12/2023	Jacksonville St.	W	84-45	4354
11/15/2023	New Orleans	W	87-26	6427
11/19/2023	at Belmont	W	63-62	1307
11/24/2023	vs Clemson	W	81-78	257
11/25/2023	vs Ark.-Pine Bluff	W	77-68	545
11/26/2023	vs Tulsa	W	102-58	257
11/29/2023	Miami (FL)	L	68-74	5135
12/03/2023	at Chattanooga	L	53-59	2170
12/11/2023	Kennesaw St.	W	91-50	4085
12/14/2023	Jackson St.	W	82-72	4423
12/17/2023	at Memphis	W	81-63	1636
12/20/2023	at Colorado St.	W	82-75	2126
12/29/2023	Mississippi Val.	W	99-35	4772
01/04/2024	Vanderbilt	L	66-71	4261
01/07/2024	at South Carolina	L	66-85	15751
01/11/2024	at Arkansas	W	66-63	2627
01/14/2024	Ole Miss	W	69-57	7101
01/18/2024	Tennessee	L	64-75	5507
01/22/2024	at Florida	W	89-77	1587
01/29/2024	LSU	W	77-73	9121

COMBINED TEAM - HOME GAMES



2023-24 Mississippi St. Women's Basketball Combined Team Statistics Home games

Page 1/1
as of Jan 30, 2024

Game Records

Record	Overall	Home	Away	Neutral
ALL GAMES	9-3	9-3	0-0	0-0
CONFERENCE	2-2	2-2	0-0	0-0
NON-CONFERENCE	7-1	7-1	0-0	0-0

Score by Periods

Team	1st	2nd	3rd	4th	OT	TOT
Mississippi St.	248	212	245	226	0	931
Opponents	145	168	181	172	0	666

Team Box Score

No.	Player	Total			3-Point		F-Throw		Rebounds				Other Stats									
		GP-GS	MIN	AVG	FG-FGA	FG%	3FG-3FGA	3FG%	FT-FTA	FT%	OFF	DEF	TOT	AVG	PF	DQ	A	TO	BLK	STL	PTS	AVG
2	JORDAN, Jerkaila	12-12	339:52	28.3	73-158	.462	17-47	.362	42-54	.778	23	41	64	5.3	21	1	30	24	8	40	205	17.1
4	CARTER, Jessika	11-10	319:50	29.1	69-122	.566	0-0	.000	19-27	.704	42	61	103	9.4	23	0	8	21	25	8	157	14.3
21	POWE, Debreasha	11-11	305:51	27.8	42-89	.472	28-60	.467	7-8	.875	6	39	45	4.1	7	0	10	11	10	8	119	10.8
5	BARNUM, Erynn	11-11	256:53	23.4	32-69	.464	1-2	.500	37-57	.649	32	49	81	7.4	11	0	12	12	10	9	102	9.3
3	PARK-LANE, Lauren	12-11	354:41	29.6	32-84	.381	6-33	.182	16-23	.696	4	27	31	2.6	10	0	69	28	0	10	86	7.2
0	ROGERS, Darrione	12-2	247:22	20.6	28-68	.412	19-50	.380	10-11	.909	5	33	38	3.2	10	0	30	21	0	6	85	7.1
14	SHEPPARD, Mjracle	12-1	249:13	20.8	31-62	.500	1-5	.200	18-29	.621	18	24	42	3.5	18	0	33	23	4	29	81	6.8
24	MONTAGUE, Quanirah	10-0	91:60	9.2	19-37	.514	0-2	.000	5-11	.455	16	19	35	3.5	16	0	2	8	14	4	43	4.3
1	GONY, Nyayongah	6-1	100:53	16.8	8-19	.421	1-6	.167	4-7	.571	3	14	17	2.8	5	0	4	7	4	4	21	3.5
23	PARKER, Ramani	2-1	20:13	10.1	3-5	.600	0-0	.000	0-2	.000	4	7	11	5.5	0	0	1	4	0	1	6	3.0
22	BROWN-HAGGER, Jasmine	10-0	113:11	11.3	10-36	.278	1-13	.077	5-5	1.000	3	14	17	1.7	14	0	9	8	0	6	26	2.6
Team											16	29	45					4				
Total		12	2400		347-749	.463	74-218	.339	163-234	.697	172	357	529	44.1	135	1	208	171	75	125	931	77.6
Opponents		12	2400		262-753	.348	59-230	.257	83-130	.638	158	269	427	35.6	214	5	134	208	32	85	666	55.5

Team Statistics

	MSU	OPP
Scoring	931	666
Points per game	77.6	55.5
Scoring margin	+22.1	-
Field goals-att	347-749	262-753
Field goal pct	.463	.348
3 point fg-att	74-218	59-230
3-point FG pct	.339	.257
3-pt FG made per game	6.2	4.9
Free throws-att	163-234	83-130
Free throw pct	.697	.638
F-Throws made per game	13.6	6.9
Rebounds	529	427
Rebounds per game	44.1	35.6
Rebounding margin	+8.5	-
Assists	208	134
Assists per game	17.3	11.2
Turnovers	171	208
Turnovers per game	14.3	17.3
Turnover margin	+3.1	-
Assist/turnover ratio	1.2	0.6
Steals	125	85
Steals per game	10.4	7.1
Blocks	75	32
Blocks per game	6.3	2.7
Winning streak	1	-
Home win streak	1	-
Attendance	64169	0
Home games-Avg/Game	12-5347	0-0
Neutral site-Avg/Game	-	0-0

Team Results

Date	Opponent	Score	Att.
11/06/2023	Alcorn	W 77-42	4452
11/10/2023	Southeastern La.	W 67-46	4531
11/12/2023	Jacksonville St.	W 84-45	4354
11/15/2023	New Orleans	W 87-26	6427
11/29/2023	Miami (FL)	L 68-74	5135
12/11/2023	Kennesaw St.	W 91-50	4085
12/14/2023	Jackson St.	W 82-72	4423
12/29/2023	Mississippi Val.	W 99-35	4772
01/04/2024	Vanderbilt	L 66-71	4261
01/14/2024	Ole Miss	W 69-57	7101
01/18/2024	Tennessee	L 64-75	5507
01/29/2024	LSU	W 77-73	9121



2023-24 Mississippi St. Women's Basketball Combined Team Statistics Away games

Game Records

Record	Overall	Home	Away	Neutral
ALL GAMES	5-2	0-0	5-2	0-0
CONFERENCE	2-1	0-0	2-1	0-0
NON-CONFERENCE	3-1	0-0	3-1	0-0

Score by Periods

Team	1st	2nd	3rd	4th	OT	TOT
Mississippi St.	128	119	109	144	0	500
Opponents	113	111	143	117	0	484

Team Box Score

No.	Player	Total			3-Point			F-Throw		Rebounds				Other								
		GP-GS	MIN	AVG	FG-FGA	FG%	3FG-3FGA	3FG%	FT-FTA	FT%	OFF	DEF	TOT	AVG	PF	DQ	A	TO	BLK	STL	PTS	AVG
2	JORDAN, Jerkaila	7-7	246:34	35.2	48-108	.444	8-21	.381	20-25	.800	11	39	50	7.1	15	1	18	19	4	10	124	17.7
4	CARTER, Jessica	6-6	197:44	33.0	42-82	.512	0-0	.000	14-25	.560	17	53	70	11.7	16	0	10	13	10	2	98	16.3
3	PARK-LANE, Lauren	7-7	233:19	33.3	38-87	.437	14-26	.538	8-14	.571	7	18	25	3.6	19	0	34	21	0	5	98	14.0
21	POWE, Debreasha	7-7	205:41	29.4	19-53	.358	10-33	.303	10-14	.714	4	19	23	3.3	7	0	5	4	5	3	58	8.3
5	BARNUM, Erynn	6-6	139:23	23.2	12-36	.333	0-7	.000	9-11	.818	15	21	36	6.0	11	0	6	13	4	2	33	5.5
0	ROGERS, Darrione	7-1	158:42	22.7	10-32	.313	5-19	.263	11-12	.917	4	18	22	3.1	7	0	12	12	0	3	36	5.1
14	SHEPPARD, Mjracle	7-0	101:53	14.6	12-26	.462	0-1	.000	5-6	.833	10	7	17	2.4	13	0	7	5	0	2	29	4.1
24	MONTAGUE, Quanirah	6-0	43:38	7.3	6-12	.500	0-1	.000	0-3	.000	7	11	18	3.0	11	0	0	3	6	1	12	2.0
22	BROWN-HAGGER, Jasmine	7-0	34:59	5.0	3-9	.333	2-3	.667	2-2	1.000	4	2	6	0.9	4	0	1	0	0	0	10	1.4
1	GONY, Nyayongah	3-1	38:08	12.7	1-4	.250	0-0	.000	0-0	.000	0	2	2	0.7	2	0	3	4	1	1	2	0.7
Team											19	17	36					3				
Total		7	1400		191-449	.425	39-111	.351	79-112	.705	98	207	305	43.6	105	1	96	97	30	29	500	71.4
Opponents		7	1400		176-449	.392	57-161	.354	75-110	.682	71	157	228	32.6	103	1	101	66	34	43	484	69.1

Team Statistics

	MSU	OPP
Scoring	500	484
Points per game	71.4	69.1
Scoring margin	+2.3	-
Field goals-att	191-449	176-449
Field goal pct	.425	.392
3 point fg-att	39-111	57-161
3-point FG pct	.351	.354
3-pt FG made per game	5.6	8.1
Free throws-att	79-112	75-110
Free throw pct	.705	.682
F-Throws made per game	11.3	10.7
Rebounds	305	228
Rebounds per game	43.6	32.6
Rebounding margin	+11.0	-
Assists	96	101
Assists per game	13.7	14.4
Turnovers	97	66
Turnovers per game	13.9	9.4
Turnover margin	-4.4	-
Assist/turnover ratio	1.0	1.5
Steals	29	43
Steals per game	4.1	6.1
Blocks	30	34
Blocks per game	4.3	4.9
Winning streak	2	-
Home win streak	0	-
Attendance	0	27204
Home games-Avg/Game	0-0	7-3886
Neutral site-Avg/Game	-	0-0

Team Results

Date	Opponent	Score	Att.
11/19/2023	at Belmont	W 63-62	1307
12/03/2023	at Chattanooga	L 53-59	2170
12/17/2023	at Memphis	W 81-63	1636
12/20/2023	at Colorado St.	W 82-75	2126
01/07/2024	at South Carolina	L 66-85	15751
01/11/2024	at Arkansas	W 66-63	2627
01/22/2024	at Florida	W 89-77	1587

COMBINED TEAM - NON-CONFERENCE GAMES



2023-24 Mississippi St. Women's Basketball Combined Team Statistics Non Conference games

Page 1/1
as of Jan 30, 2024

Game Records

Record	Overall	Home	Away	Neutral
ALL GAMES	13-2	7-1	3-1	3-0
CONFERENCE	0-0	0-0	0-0	0-0
NON-CONFERENCE	13-2	7-1	3-1	3-0

Score by Periods

Team	1st	2nd	3rd	4th	OT	TOT
Mississippi St.	317	274	310	293	0	1194
Opponents	195	203	237	218	0	853

Team Box Score

No.	Player				Total		3-Point		F-Throw		Rebounds								PTS	AVG		
		GP-GS	MIN	AVG	FG-FGA	FG%	3FG-3FGA	3FG%	FT-FTA	FT%	OFF	DEF	TOT	AVG	PF	DQ	A	TO			BLK	STL
2	JORDAN, Jerkaila	15-15	456:25	30.4	94-198	.475	19-53	.358	51-66	.773	31	69	100	6.7	28	1	35	30	11	28	258	17.2
4	CARTER, Jessika	12-11	347:60	29.0	77-147	.524	0-0	.000	27-41	.659	42	73	115	9.6	24	0	13	22	23	14	181	15.1
21	POWE, Debreasha	14-14	393:23	28.1	55-119	.462	37-86	.430	15-18	.833	8	44	52	3.7	15	0	19	9	15	12	162	11.6
3	PARK-LANE, Lauren	15-14	465:14	31.0	57-131	.435	22-52	.423	20-30	.667	11	33	44	2.9	16	0	92	33	0	15	156	10.4
5	BARNUM, Erynn	13-13	294:15	22.6	41-87	.471	1-4	.250	42-63	.667	36	61	97	7.5	20	0	21	22	11	9	125	9.6
0	ROGERS, Darrione	15-4	345:39	23.0	37-91	.407	22-59	.373	14-17	.824	7	49	56	3.7	12	0	43	19	0	9	110	7.3
14	SHEPPARD, Mjracle	15-1	250:54	16.7	31-65	.477	1-5	.200	25-32	.781	19	26	45	3.0	13	0	26	19	3	23	88	5.9
24	MONTAGUE, Quanirah	12-0	119:24	10.0	21-40	.525	0-2	.000	9-15	.600	18	27	45	3.8	20	0	2	7	16	4	51	4.3
23	PARKER, Ramani	2-1	20:13	10.1	3-5	.600	0-0	.000	0-2	.000	4	7	11	5.5	0	0	1	4	0	1	6	3.0
1	GONY, Nyayongah	10-2	165:01	16.5	9-23	.391	2-7	.286	4-7	.571	5	20	25	2.5	8	0	8	10	7	4	24	2.4
22	BROWN-HAGGER, Jasmine	14-0	141:32	10.1	12-42	.286	2-15	.133	7-7	1.000	9	19	28	2.0	13	0	9	9	0	7	33	2.4
Team											24	30	54					8				
Total		15	3000		437-948	.461	106-283	.375	214-298	.718	214	458	672	44.8	169	1	269	192	86	126	1194	79.6
Opponents		15	3000		330-923	.358	97-321	.302	96-162	.593	157	326	483	32.2	269	7	181	221	47	84	853	56.9

Team Statistics

	MSU	OPP
Scoring	1194	853
Points per game	79.6	56.9
Scoring margin	+22.7	-
Field goals-att	437-948	330-923
Field goal pct	.461	.358
3 point fg-att	106-283	97-321
3-point FG pct	.375	.302
3-pt FG made per game	7.1	6.5
Free throws-att	214-298	96-162
Free throw pct	.718	.593
F-Throws made per game	14.3	6.4
Rebounds	672	483
Rebounds per game	44.8	32.2
Rebounding margin	+12.6	-
Assists	269	181
Assists per game	17.9	12.1
Turnovers	192	221
Turnovers per game	12.8	14.7
Turnover margin	+1.9	-
Assist/turnover ratio	1.4	0.8
Steals	126	84
Steals per game	8.4	5.6
Blocks	86	47
Blocks per game	5.7	3.1
Winning streak	5	-
Home win streak	3	-
Attendance	38179	7239
Home games-Avg/Game	8-4772	4-1810
Neutral site-Avg/Game	-	3-353

Team Results

Date	Opponent		Score	Att.
11/06/2023	Alcorn	W	77-42	4452
11/10/2023	Southeastern La.	W	67-46	4531
11/12/2023	Jacksonville St.	W	84-45	4354
11/15/2023	New Orleans	W	87-26	6427
11/19/2023	at Belmont	W	63-62	1307
11/24/2023	vs Clemson	W	81-78	257
11/25/2023	vs Ark.-Pine Bluff	W	77-68	545
11/26/2023	vs Tulsa	W	102-58	257
11/29/2023	Miami (FL)	L	68-74	5135
12/03/2023	at Chattanooga	L	53-59	2170
12/11/2023	Kennesaw St.	W	91-50	4085
12/14/2023	Jackson St.	W	82-72	4423
12/17/2023	at Memphis	W	81-63	1636
12/20/2023	at Colorado St.	W	82-75	2126
12/29/2023	Mississippi Val.	W	99-35	4772



2023-24 Mississippi St. Women's Basketball Combined Team Statistics In Conference games

Game Records

Record	Overall	Home	Away	Neutral
ALL GAMES	4-3	2-2	2-1	0-0
CONFERENCE	4-3	2-2	2-1	0-0
NON-CONFERENCE	0-0	0-0	0-0	0-0

Score by Periods

Team	1st	2nd	3rd	4th	OT	TOT
Mississippi St.	125	123	112	137	0	497
Opponents	120	122	142	117	0	501

Team Box Score

No.	Player	Total			3-Point			F-Throw		Rebounds				PF DQ A TO BLK STL PTS AVG								
		GP-GS	MIN	AVG	FG-FGA	FG%	3FG-3FGA	3FG%	FT-FTA	FT%	OFF	DEF	TOT	AVG	PF	DQ	A	TO	BLK	STL	PTS	AVG
2	JORDAN, Jerkaila	7-7	224:32	32.1	49-113	.434	8-25	.320	19-22	.864	11	26	37	5.3	17	1	19	16	3	24	125	17.9
4	CARTER, Jessica	7-7	232:26	33.2	43-84	.512	0-0	.000	9-16	.563	24	45	69	9.9	22	0	7	16	12	0	95	13.6
3	PARK-LANE, Lauren	7-7	225:18	32.2	25-63	.397	4-18	.222	11-15	.733	2	18	20	2.9	14	0	39	21	0	2	65	9.3
21	POWE, Debreasha	7-7	202:37	28.9	23-55	.418	12-31	.387	7-10	.700	4	18	22	3.1	4	0	1	7	2	4	65	9.3
0	ROGERS, Darrione	7-0	130:20	18.6	12-32	.375	10-26	.385	12-13	.923	3	11	14	2.0	7	0	10	14	0	2	46	6.6
5	BARNUM, Erynn	7-7	170:55	24.4	14-39	.359	0-6	.000	11-14	.786	14	23	37	5.3	8	0	3	8	3	4	39	5.6
14	SHEPPARD, Mjracle	7-0	136:48	19.5	18-34	.529	0-2	.000	2-9	.222	12	7	19	2.7	20	0	15	11	1	13	38	5.4
24	MONTAGUE, Quanirah	7-0	41:32	5.9	8-17	.471	0-1	.000	1-4	.250	8	8	16	2.3	12	0	0	5	6	2	17	2.4
1	GONY, Nyayongah	2-0	10:03	5.0	1-3	.333	0-0	.000	0-0	.000	0	1	1	0.5	0	0	1	1	0	1	2	1.0
22	BROWN-HAGGER, Jasmine	6-0	25:31	4.3	2-7	.286	1-2	.500	0-0	.000	1	0	1	0.2	6	0	1	1	0	0	5	0.8
Team											13	18	31					3				
Total		7	1400		195-447	.436	35-111	.315	72-103	.699	92	175	267	38.1	110	1	96	103	27	52	497	71.0
Opponents		7	1400		185-451	.410	42-142	.296	89-115	.774	94	166	260	37.1	104	1	96	96	30	57	501	71.6

Team Statistics

	MSU	OPP
Scoring	497	501
Points per game	71.0	71.6
Scoring margin	-0.6	-
Field goals-att	195-447	185-451
Field goal pct	.436	.410
3 point fg-att	35-111	42-142
3-point FG pct	.315	.296
3-pt FG made per game	5.0	6.0
Free throws-att	72-103	89-115
Free throw pct	.699	.774
F-Throws made per game	10.3	12.7
Rebounds	267	260
Rebounds per game	38.1	37.1
Rebounding margin	+1.0	-
Assists	96	96
Assists per game	13.7	13.7
Turnovers	103	96
Turnovers per game	14.7	13.7
Turnover margin	-1.0	-
Assist/turnover ratio	0.9	1.0
Steals	52	57
Steals per game	7.4	8.1
Blocks	27	30
Blocks per game	3.9	4.3
Winning streak	2	-
Home win streak	1	-
Attendance	25990	19965
Home games-Avg/Game	4-6498	3-6655
Neutral site-Avg/Game	-	0-0

Team Results

Date	Opponent		Score	Att.
01/04/2024	Vanderbilt	L	66-71	4261
01/07/2024	at South Carolina	L	66-85	15751
01/11/2024	at Arkansas	W	66-63	2627
01/14/2024	Ole Miss	W	69-57	7101
01/18/2024	Tennessee	L	64-75	5507
01/22/2024	at Florida	W	89-77	1587
01/29/2024	LSU	W	77-73	9121

COMBINED TEAM - IN GAMES WON



2023-24 Mississippi St. Women's Basketball Combined Team Statistics Won games

Page 1/1
as of Jan 30, 2024

Game Records

Record	Overall	Home	Away	Neutral
ALL GAMES	17-0	9-0	5-0	3-0
CONFERENCE	4-0	2-0	2-0	0-0
NON-CONFERENCE	13-0	7-0	3-0	3-0

Score by Periods

Team	1st	2nd	3rd	4th	OT	TOT
Mississippi St.	348	318	362	346	0	1374
Opponents	230	240	286	234	0	990

Team Box Score

No.	Player				Total		3-Point		F-Throw		Rebounds											
		GP-GS	MIN	AVG	FG-FGA	FG%	3FG-3FGA	3FG%	FT-FTA	FT%	OFF	DEF	TOT	AVG	PF	DQ	A	TO	BLK	STL	PTS	AVG
2	JORDAN, Jerkaila	17-17	521:01	30.6	110-240	.458	21-58	.362	59-71	.831	41	74	115	6.8	33	1	39	28	13	39	300	17.6
4	CARTER, Jessika	16-15	488:26	30.5	108-201	.537	0-0	.000	34-53	.642	58	103	161	10.1	35	0	19	32	30	14	250	15.6
21	POWE, Debreasha	16-16	442:53	27.7	59-128	.461	38-88	.432	21-26	.808	10	54	64	4.0	17	0	18	13	14	14	177	11.1
3	PARK-LANE, Lauren	17-16	518:25	30.5	59-140	.421	19-50	.380	23-34	.676	8	40	48	2.8	18	0	103	41	0	14	160	9.4
5	BARNUM, Erynn	17-17	394:21	23.2	50-109	.459	1-9	.111	45-67	.672	41	75	116	6.8	24	0	23	27	13	10	146	8.6
0	ROGERS, Darrione	17-2	359:45	21.2	41-97	.423	26-68	.382	20-23	.870	9	50	59	3.5	15	0	46	22	0	10	128	7.5
14	SHEPPARD, Mjracle	17-1	285:48	16.8	40-76	.526	0-5	.000	25-37	.676	24	28	52	3.1	20	0	32	25	3	25	105	6.2
24	MONTAGUE, Quanirah	15-0	124:32	8.3	24-47	.511	0-2	.000	9-14	.643	21	28	49	3.3	26	0	2	10	17	4	57	3.8
23	PARKER, Ramani	2-1	20:13	10.1	3-5	.600	0-0	.000	0-2	.000	4	7	11	5.5	0	0	1	4	0	1	6	3.0
22	BROWN-HAGGER, Jasmine	15-0	135:19	9.0	11-40	.275	1-13	.077	5-5	1.000	8	18	26	1.7	12	0	8	9	0	6	28	1.9
1	GONY, Nyayongah	10-0	109:17	10.9	7-15	.467	1-3	.333	2-5	.400	2	13	15	1.5	5	0	6	6	3	3	17	1.7
Team											27	32	59					9				
Total		17	3400		512-1098	.466	107-296	.361	243-337	.721	253	522	775	45.6	205	1	297	226	93	140	1374	80.8
Opponents		17	3400		379-1079	.351	102-371	.275	130-199	.653	194	358	552	32.5	303	7	203	247	60	111	990	58.2

Team Statistics

	MSU	OPP
Scoring	1374	990
Points per game	80.8	58.2
Scoring margin	+22.6	-
Field goals-att	512-1098	379-1079
Field goal pct	.466	.351
3 point fg-att	107-296	102-371
3-point FG pct	.361	.275
3-pt FG made per game	6.3	6.0
Free throws-att	243-337	130-199
Free throw pct	.721	.653
F-Throws made per game	14.3	7.6
Rebounds	775	552
Rebounds per game	45.6	32.5
Rebounding margin	+13.1	-
Assists	297	203
Assists per game	17.5	11.9
Turnovers	226	247
Turnovers per game	13.3	14.5
Turnover margin	+1.2	-
Assist/turnover ratio	1.3	0.8
Steals	140	111
Steals per game	8.2	6.5
Blocks	93	60
Blocks per game	5.5	3.5
Winning streak	17	-
Home win streak	9	-
Attendance	49266	9283
Home games-Avg/Game	9-5474	5-1857
Neutral site-Avg/Game	-	3-353

Team Results

Date	Opponent	Score	Att.
11/06/2023	Alcorn	W 77-42	4452
11/10/2023	Southeastern La.	W 67-46	4531
11/12/2023	Jacksonville St.	W 84-45	4354
11/15/2023	New Orleans	W 87-26	6427
11/19/2023	at Belmont	W 63-62	1307
11/24/2023	vs Clemson	W 81-78	257
11/25/2023	vs Ark.-Pine Bluff	W 77-68	545
11/26/2023	vs Tulsa	W 102-58	257
12/11/2023	Kennesaw St.	W 91-50	4085
12/14/2023	Jackson St.	W 82-72	4423
12/17/2023	at Memphis	W 81-63	1636
12/20/2023	at Colorado St.	W 82-75	2126
12/29/2023	Mississippi Val.	W 99-35	4772
01/11/2024	at Arkansas	W 66-63	2627
01/14/2024	Ole Miss	W 69-57	7101
01/22/2024	at Florida	W 89-77	1587
01/29/2024	LSU	W 77-73	9121



2023-24 Mississippi St. Women's Basketball Combined Team Statistics Lost games

Game Records

Record	Overall	Home	Away	Neutral
ALL GAMES	0-5	0-3	0-2	0-0
CONFERENCE	0-3	0-2	0-1	0-0
NON-CONFERENCE	0-2	0-1	0-1	0-0

Score by Periods

Team	1st	2nd	3rd	4th	OT	TOT
Mississippi St.	94	79	60	84	0	317
Opponents	85	85	93	101	0	364

Team Box Score

No.	Player				Total		3-Point		F-Throw		Rebounds											
		GP-GS	MIN	AVG	FG-FGA	FG%	3FG-3FGA	3FG%	FT-FTA	FT%	OFF	DEF	TOT	AVG	PF	DQ	A	TO	BLK	STL	PTS	AVG
2	JORDAN, Jerkaila	5-5	159:55	32.0	33-71	.465	6-20	.300	11-17	.647	1	21	22	4.4	12	1	15	18	1	13	83	16.6
3	PARK-LANE, Lauren	5-5	172:07	34.4	23-54	.426	7-20	.350	8-11	.727	5	11	16	3.2	12	0	28	13	0	3	61	12.2
21	POWE, Debreasha	5-5	153:07	30.6	19-46	.413	11-29	.379	1-2	.500	2	8	10	2.0	2	0	2	3	3	2	50	10.0
4	CARTER, Jessica	3-3	91:59	30.7	12-30	.400	0-0	.000	2-4	.500	8	15	23	7.7	11	0	1	6	5	0	26	8.7
5	BARNUM, Erynn	3-3	70:49	23.6	5-17	.294	0-1	.000	8-10	.800	9	9	18	6.0	4	0	1	3	1	3	18	6.0
0	ROGERS, Darrione	5-2	116:14	23.2	8-26	.308	6-17	.353	6-7	.857	1	10	11	2.2	4	0	7	11	0	1	28	5.6
1	GONY, Nyayongah	2-2	65:47	32.9	3-11	.273	1-4	.250	2-2	1.000	3	8	11	5.5	3	0	3	5	4	2	9	4.5
14	SHEPPARD, Mjracle	5-0	101:54	20.4	9-23	.391	1-2	.500	2-4	.500	7	5	12	2.4	13	0	9	5	1	11	21	4.2
24	MONTAGUE, Quanirah	4-0	36:24	9.1	5-10	.500	0-1	.000	1-5	.200	5	7	12	3.0	6	0	0	2	5	2	11	2.8
22	BROWN-HAGGER, Jasmine	5-0	31:43	6.3	3-9	.333	2-4	.500	2-2	1.000	2	1	3	0.6	7	0	2	1	0	1	10	2.0
Team											10	16	26					2				
Total		5	1000		120-297	.404	34-98	.347	43-64	.672	53	111	164	32.8	74	1	68	69	20	38	317	63.4
Opponents		5	1000		136-295	.461	37-92	.402	55-78	.705	57	134	191	38.2	70	1	74	70	17	30	364	72.8

Team Statistics

	MSU	OPP
Scoring	317	364
Points per game	63.4	72.8
Scoring margin	-9.4	-
Field goals-att	120-297	136-295
Field goal pct	.404	.461
3 point fg-att	34-98	37-92
3-point FG pct	.347	.402
3-pt FG made per game	6.8	7.4
Free throws-att	43-64	55-78
Free throw pct	.672	.705
F-Throws made per game	8.6	11.0
Rebounds	164	191
Rebounds per game	32.8	38.2
Rebounding margin	-5.4	-
Assists	68	74
Assists per game	13.6	14.8
Turnovers	69	70
Turnovers per game	13.8	14.0
Turnover margin	+0.2	-
Assist/turnover ratio	1.0	1.1
Steals	38	30
Steals per game	7.6	6.0
Blocks	20	17
Blocks per game	4.0	3.4
Winning streak	0	-
Home win streak	0	-
Attendance	14903	17921
Home games-Avg/Game	3-4968	2-8961
Neutral site-Avg/Game	-	0-0

Team Results

Date	Opponent		Score	Att.
11/29/2023	Miami (FL)	L	68-74	5135
12/03/2023	at Chattanooga	L	53-59	2170
01/04/2024	Vanderbilt	L	66-71	4261
01/07/2024	at South Carolina	L	66-85	15751
01/18/2024	Tennessee	L	64-75	5507

NCAA RANKING SUMMARY

Statistic	National Rank	Conference Rank	Value	National Leader	Value	Conference Leader	Value
Assist/Turnover Ratio (348 ranked)	26	2	1.24	Michigan St.	1.78	South Carolina	1.51
Assists Per Game (348 ranked)	40	3	16.6	Utah	21.1	South Carolina	19.7
Bench Points Per Game (348 ranked)	228	12	16.6	Murray St.	40.0	South Carolina	34.1
Blocks Per Game (348 ranked)	17	5	5.1	South Carolina	8.6	South Carolina	8.6
Field Goal Percentage (348 ranked)	43	4	45.3	South Carolina	52.3	South Carolina	52.3
Field Goal Percentage Defense (348 ranked)	68	8	37.5	South Carolina	30.8	South Carolina	30.8
Fouls Per Game (348 ranked)	4	1	12.7	Dartmouth	10.3	Mississippi St.	12.7
Free Throw Attempts Per Game (348 ranked)	105	10	18.23	LSU	28.41	LSU	28.41
Free Throw Percentage (348 ranked)	156	6	71.3	Stanford	81.7	Missouri	76.4
Free Throws Made Per Game (348 ranked)	93	8	13.00	LSU	20.86	LSU	20.86
Rebound Margin (348 ranked)	20	4	8.9	UCLA	16.3	LSU	14.5
Rebounds (Defensive) Per Game (348 ranked)	34	6	28.8	South Carolina	33.9	South Carolina	33.9
Rebounds (Offensive) Per Game (348 ranked)	51	4	13.9	Ga. Southern	18.5	LSU	17.1
Rebounds Per Game (348 ranked)	21	5	42.68	Ga. Southern	48.00	South Carolina	47.53
Scoring Defense (348 ranked)	117	7	61.5	UAlbany	50.7	South Carolina	54.2
Scoring Margin (348 ranked)	33	5	15.3	South Carolina	35.8	South Carolina	35.8
Scoring Offense (348 ranked)	37	4	76.9	Iowa	91.0	South Carolina	90.0
Steals Per Game (348 ranked)	159	9	8.1	West Virginia	14.9	LSU	11.9
Three Point Attempts Per Game (348 ranked)	212	8	17.9	Marshall	30.8	Arkansas	30.2
Three Point Percentage (348 ranked)	37	3	35.8	South Carolina	42.5	South Carolina	42.5
Three Point Percentage Defense (348 ranked)	140	8	30.0	Wofford	22.1	South Carolina	26.5
Three Pointers Per Game (348 ranked)	139	7	6.4	Utah	11.4	Arkansas	9.4
Turnover Margin (348 ranked)	151	10	1.00	West Virginia	9.53	Auburn	6.25
Turnovers Forced Per Game (348 ranked)	278	12	14.41	Niagara	25.60	LSU	21.59
Turnovers Per Game (348 ranked)	40	4	13.4	Colorado St.	8.8	Arkansas	12.8
Winning Percentage (348 ranked)	46	4	77.3	South Carolina	100.0	South Carolina	100.0

Statistic	Player	National Rank	Conference Rank	Value	National Leader	Value	Conference Leader	Value
Assist/Turnover Ratio (250 ranked)	Lauren Park-Lane	31	5	2.43	Kiara Jackson, UNLV	3.56	Raven Johnson, South Carolina	3.39
Assists (145 ranked)	Lauren Park-Lane	6	2	131	Caitlin Clark, Iowa	160	Mama Dembele, Missouri	140
Assists Per Game (247 ranked)	Lauren Park-Lane	14	2	6.0	McKenna Hofschild, Colorado St.	7.7	Mama Dembele, Missouri	7.0
Blocks (147 ranked)	Jessika Carter	42	8	35	Josie Hill, Chicago St.	70	Maryam Dauda, Arkansas	55
Blocks Per Game (248 ranked)	Jessika Carter	42	7	1.84	Lucy Cochrane, Portland	3.40	Kamilla Cardoso, South Carolina	2.79
	Quanirah Montague	155	12	1.16				
Double Doubles (48 ranked)	Jessika Carter	36	6	8	Lauren Gustin, BYU	19	Aneesah Morrow, LSU	13
Field Goal Attempts (150 ranked)	Jerkaila Jordan	26	2	311	Caitlin Clark, Iowa	461	Aneesah Morrow, LSU	318
Field Goal Percentage (250 ranked)	Jessika Carter	65	5	51.9	Lauren Betts, UCLA	68.3	Kamilla Cardoso, South Carolina	60.3
	Jerkaila Jordan	138	12	46.0				
Field Goals (144 ranked)	Jerkaila Jordan	30	2	143	Caitlin Clark, Iowa	223	Aneesah Morrow, LSU	157
	Jessika Carter	90	10	120				
Free Throw Attempts (145 ranked)	Jerkaila Jordan	130	6	88	Angel Reese, LSU	166	Angel Reese, LSU	166
Free Throw Percentage (249 ranked)	Jerkaila Jordan	143	5	79.5	Maya McDermott, UNI	95.5	Hayley Frank, Missouri	92.5
Free Throws (146 ranked)	Jerkaila Jordan	101	4	70	Angel Reese, LSU	122	Angel Reese, LSU	122
Minutes Per Game (150 ranked)					Megan McConnell, Duquesne	38.57	Taliah Scott, Arkansas	36.32
Points (196 ranked)	Jerkaila Jordan	29	2	383	Caitlin Clark, Iowa	672	Aneesah Morrow, LSU	393
Points Per Game (248 ranked)	Jerkaila Jordan	75	6	17.4	Caitlin Clark, Iowa	32.0	Angel Reese, LSU	19.6
	Jessika Carter	197	11	14.5				
Rebounds (144 ranked)	Jessika Carter	39	6	184	Lauren Gustin, BYU	324	Saylor Poffenbarger, Arkansas	255
Rebounds (Defensive) Per Game (30 ranked)					Lauren Gustin, BYU	10.3	Saylor Poffenbarger, Arkansas	9.8
Rebounds (Offensive) Per Game (30 ranked)					Angel Reese, LSU	5.8	Angel Reese, LSU	5.8
Rebounds Per Game (246 ranked)	Jessika Carter	33	5	9.7	Lauren Gustin, BYU	15.4	Angel Reese, LSU	12.2
	Erynn Barnum	246	13	6.7				
Steals (150 ranked)	Jerkaila Jordan	24	4	52	Hannah Hidalgo, Notre Dame	97	Jordyn Cambridge, Vanderbilt	82
Steals Per Game (247 ranked)	Jerkaila Jordan	57	5	2.36	Hannah Hidalgo, Notre Dame	5.11	Jordyn Cambridge, Vanderbilt	3.90
Three Point Attempts (148 ranked)	Debreasha Powe	121	4	117	Caitlin Clark, Iowa	275	Aaliyah Nye, Alabama	167
Three Point Percentage (164 ranked)	Debreasha Powe	31	3	41.9	Te-Hina Paopao, South Carolina	50.5	Te-Hina Paopao, South Carolina	50.5
Three Pointers (139 ranked)	Debreasha Powe	44	2	49	Caitlin Clark, Iowa	112	Aaliyah Nye, Alabama	71
Three Pointers Per Game (247 ranked)	Debreasha Powe	72	3	2.33	Caitlin Clark, Iowa	5.33	Aaliyah Nye, Alabama	3.23
Triple Doubles (6 ranked)	Darrione Rogers	6	1	1	Caitlin Clark, Iowa	4	Darrione Rogers, Mississippi St.	1

HEAD COACH SAM PURCELL



Sam Purcell was named the ninth head coach in Mississippi State women's basketball history on Saturday, March 12, 2022.

The 2023-24 season will be his second year as a head coach and his second leading the women's basketball program at Mississippi State.

Purcell has already surpassed the most overall wins, most SEC wins and most NCAA Tournament wins for a head coach through their first two seasons in program history.

Purcell's first season as a head coach was a season of 'firsts' for the up-and-coming coaching star. A handful of those 'firsts' included his first game as a head coach, his first win, and his first NCAA Tournament appearance; however, it also came with firsts for the Mississippi State women's basketball program that saw Purcell become the winningest first-year head coach in program history.

In his first season sitting in the head chair, Purcell became the winningest head coach at Mississippi State in their debut season with 22 wins while also becoming the first to have a winning record in the SEC after going 9-7 and finishing fifth in the toughest conference in the country. Most impressive, though, is that he guided the Bulldogs to the NCAA Tournament following a three-year hiatus.

In leading the team to the Big Dance in his first season, Purcell set the standard at MSU, as no coach in program history had made the NCAA Tournament before their third season leading the program. On top of that, Purcell became the fastest coach at State to win a pair of NCAA Tournament games. In winning two tournament games, MSU became the first team in NCAA Women's Basketball history to advance to the tournament's Second Round after starting in the First Four round.

Purcell helped guide a pair of Bulldogs to All-Conference honors during the 2022-23 season. He coached Jessika Carter to Second Team All-SEC honors and a place on the SEC All-Defensive Team. Carter had a career season under Purcell, setting career bests in points scored (458), blocked shots (65) and assists (42). He also led Debreasha Powe to the SEC All-Freshmen team after a promising rookie campaign for the Mississippi native.

Known as an elite recruiter, Purcell hit the ground running in year one, signing the nation's 16th-ranked recruiting class despite not having the luxury of an entire season of recruiting. The 2023 signing class, which ranked as the second-best class in program history, just behind MSU's 2018 class, featured one espnW top 50 recruit, two other top 100 recruits, and a junior college All-American.

Before he arrived in Starkville, Purcell spent nine seasons at Louisville under the direction of future hall of famer Jeff Walz. While on the staff at Louisville, Purcell helped guide the Cardinals to a 266-48 overall record with eight NCAA Tournament appearances, seven Sweet 16s, five Elite Eights and two Final Fours. He also helped lead Louisville to four ACC Regular Season Championships and the 2018 ACC Tournament title, their first tournament crown since 1993.

PURCELL YEAR-BY-YEAR COACHING RECORD

YEAR	SCHOOL	OVERALL	HOME	ROAD	NEUTRAL	SEC	SECT	NCAA
2022-23	Mississippi State	22-11	14-2	3-7	5-2	9-7 (T-5th)	0-1	2-1 (Second Round)
2023-24	Mississippi State	17-5	9-3	5-2	3-0	4-3	0-0	0-0
TOTAL		39-16	23-5	8-9	8-2	13-10	0-1	2-1

PERSONAL INFORMATION

Birthday: Oct. 5, 1979

Hometown: Dalton, Ga.

Wife: Meghan

Children: Reese, Rylee and Reagan

Education: Auburn (2003)

PLAYING CAREER

YEAR	SCHOOL
1999-00	Southern Union State C.C.

COACHING CAREER

YEAR	SCHOOL	POSITION
2000-03	Auburn	Student Assistant
2003-05	Auburn	Video Coordinator
2005-07	Tulsa	Assistant Coach
2009-13	Georgia Tech	Assistant Coach
2013-17	Louisville	Assistant Coach
2017-22	Louisville	Assoc. Head Coach
2022-	Mississippi State	Head Coach



1 NYAYONGAH GONY

R-JR. | F | 6-4 | LINCOLN, NEB. | LINCOLN HIGH SCHOOL | MIAMI (FLA.) | NYE-YUN-GAH GO-KNEE

LAST FIVE GAMES

	GS	MIN	FG-FGA	FG%	3FG-3FGA	3FG%	FT-FTA	FT%	O-D-REB	PF	AST	TO	BLK	STL	PTS	+/-
LSU 1/29		1:49	1-1	100.0	0-0	0.0	0-0	0.0	0-0-0	0	0	0	0	0	2	-4
at Florida 1/22		8:14	0-2	0.0	0-0	0.0	0-0	0.0	0-1-1	0	1	1	0	1	0	-2
Tennessee 1/18										DID NOT PLAY - INJURY						
Ole Miss 1/14										DID NOT PLAY - INJURY						
at Arkansas 1/11										DID NOT PLAY - INJURY						

SEASON STATISTICS

Games Played	Minutes/game	Points/game	FG Pct	3FG Pct	FT Pct	Rebounds/game	Assists/game	Turnovers/game	Assist/Turnover ratio	Steals/game	Blocks/game
12	14.6	2.2	38.5	28.6	57.1	2.2	0.8	0.9	0.8	0.4	0.6

2023-24

- A long athletic post with an ability to stretch the floor, Gony has a 6' 8.5" wingspan, which is second on the team behind graduate student center Jessika Carter (6' 10").
- Gony was named head coach Sam Purcell's "Dawg" of the offseason due to her work ethic on the court and in the weight room.
- Returned at Florida on Jan. 22 after she missed the last 10 games with an injury.
- Started two games this season - the first two starts of her career - vs. Miami (Fla.) on Nov. 29 and Chattanooga on Dec. 3.
- Set new career-highs in minutes, rebounds and blocks with a team-high 10 rebounds, seven points, three blocks and two steals in 39 minutes in her first career start vs. Miami (Fla.).
- As the only available post player, Gony played 39 minutes vs. Miami (Fla.) - where she originally played out of high school in 2021-22. The 39 minutes vs. Miami (Fla.) set a new career-high and compared her 35 minutes played in all of 2022-23. "Fearless. Just awesome. Great kid. This offseason I named her my Dawg because she worked so hard and she earned it. For her to get her number called tonight and leave it all out there on the floor. I am so proud of her effort tonight." - Purcell said regarding Gony's performance vs. Miami (Fla.).
- One of five returners from Purcell's first team on the roster.

CAREER NOTES (MISSISSIPPI STATE 2021-, MIAMI FLA. 2020-21, LINCOLN HIGH SCHOOL)

- Transferred from Miami (Fla.) transfer after the 2020-21 season before redshirting in 2021-22.
- Played in eight games in reserve role in 2022-23.
- A four-star prospect according to both ESPNW HoopGurlz and ProspectsNation.com, Gony was ranked as the No. 56 overall player in class of 2020 and the top recruit in the state of Nebraska by ESPNW HoopGurlz.
- Her sister Nyagooa played women's basketball at Purdue and UC Irvine.

GAME-BY-GAME

Opponent	Date	GS	MIN	Total		3-Pointers		Free throws		Rebounds				PF	A	TO	BLK	STL	PTS	AVG	
				FG-FGA	PCT	3FG-3FGA	PCT	FT-FTA	PCT	OFF	DEF	TOT	AVG								
Alcorn	11/06/2023		07:38	1-1	1.000	0-0	.000	0-0	.000	0	1	1	1.0	1	0	0	0	2	2.0		
Southeastern La.	11/10/2023		12:19	0-1	.000	0-0	.000	1-2	.500	0	0	0	0.5	1	0	1	0	1	1.5		
Jacksonville St.	11/12/2023		21:50	2-4	.500	0-1	.000	0-0	.000	0	3	3	1.3	1	2	1	2	4	2.3		
New Orleans	11/15/2023		18:30	2-3	.667	0-1	.000	1-3	.333	0	3	3	1.8	1	2	2	0	5	3.0		
at Belmont	11/19/2023		02:53	0-0	.000	0-0	.000	0-0	.000	0	0	0	1.4	0	0	0	0	0	2.4		
vs Clemson	11/24/2023		04:00	0-1	.000	0-0	.000	0-0	.000	1	0	1	1.3	0	0	0	1	0	2.0		
vs Ark.-Pine Bluff	11/25/2023		10:04	0-0	.000	0-0	.000	0-0	.000	1	1	2	1.4	0	0	0	0	0	1.7		
vs Tulsa	11/26/2023		22:00	1-2	.500	1-1	1.000	0-0	.000	0	4	4	1.8	1	2	0	1	0	3	1.9	
Miami (FL)	11/29/2023	*	38:47	2-9	.222	1-4	.250	2-2	1.000	3	7	10	2.7	1	2	3	2	7	2.4		
at Chattanooga	12/03/2023	*	27:00	1-2	.500	0-0	.000	0-0	.000	0	1	1	2.5	2	3	1	0	2	2.4		
at Florida	01/22/2024		08:14	0-2	.000	0-0	.000	0-0	.000	0	1	1	2.4	0	1	1	0	1	2.2		
LSU	01/29/2024		01:49	1-1	1.000	0-0	.000	0-0	.000	0	0	0	2.2	0	0	0	0	2	2.2		
Totals			2	175:04	10-26	.385	2-7	.286	4-7	.571	5	21	26	2.2	8	9	11	7	5	26	2.2

CAREER

SEASON	TEAM	GP-GS	MIN/AVG	Field Goals		3-Point		F-Throws		Rebounds				Scoring						
				FG-FGA	FG%	3FG-3FGA	3FG%	FT-FTA	FT%	OFF	DEF	TOT	AVG	PF-FO	A	TO	BLK	STL	PTS	AVG
2020-21	UM	22-0	225/10.2	26-69	.377	17-52	.327	9-12	.750	16	13	29	1.3	22-0	4	20	1	6	78	3.5
2022-23	MSU	8-0	35/4.4	1-6	.167	0-3	.000	1-2	.500	1	8	9	1.1	1-0	4	2	1	1	3	0.4
2023-24	MSU	12-2	175/14.6	10-26	.385	2-7	.286	4-7	.571	5	21	26	2.2	8-0	9	11	7	5	26	2.2
TOTAL FOR MSU	20-2	210/10.5	11-32	.344	2-10	.200	5-9	.556	6	29	35	1.8	9-0	13	13	8	6	29	1.5	
TOTAL	42-2	435/10.4	37-101	.366	19-62	.306	14-21	.667	22	42	64	1.5	31-0	17	33	9	12	107	2.5	

PRODUCTION STATISTICS

	20-21*	22-23	23-24	CAREER
Double-Double				
10+ Points	1			1
20+ Points				
3+ 3FG Made	1			1
5+ Free Throws Made				
5+ Rebounds	1		1	2
5+ Assists				
10+ Rebounds			1	1
10+ Assists				
3+ Blocks			1	1
3+ Steals				
Led In Points	1			1
Led In Rebounds			1	1
Led In Assists				
Led In Blocks	1		3	4
Led In Steals			2	2
Led In Minutes			1	1
* AT MIAMI (FLA)				

HIGHS

POINTS

Season..... 7, vs. Miami (Fla.) 11/29/23
 SEC..... 2, vs. LSU 1/29/23, at Georgia 1/29/23
 Career..... 13, at Syracuse 1/17/21*

REBOUNDS

Season..... 10, vs. Miami (Fla.) 11/29/23
 SEC..... 3, at Georgia 1/29/23
 Career..... 10, vs. Miami (Fla.) 11/29/23

ASSISTS

Season..... 2, (3x) last at Chattanooga 12/3/23
 SEC..... 1, at Florida 1/22/24
 Career..... 3, vs. ULM 11/29/22

BLOCKS

Season..... 3, vs. Miami (Fla.) 11/29/23
 SEC.....
 Career..... 3, vs. Miami (Fla.) 11/29/23

STEALS

Season... 2, vs. Miami (Fla.) 11/29/23, vs. Jacksonville St. 11/12/23
 SEC..... 1, at Florida 1/22/24
 Career..... 2, (3x) last vs. Miami (Fla.) 11/29/23

FIELD GOALS MADE

Season..... 2, (3x) last vs. Miami (Fla.) 11/29/23
 SEC..... 1, vs. LSU 1/29/23, at Georgia 1/29/23
 Career..... 4, at Syracuse 1/17/21*

FIELD GOALS ATTEMPTED

Season..... 9, vs. Miami (Fla.) 11/29/23
 SEC..... 3, at Georgia 1/29/23
 Career..... 9, vs. Miami (Fla.) 11/29/23

THREE-POINT FIELD GOALS MADE

Season..... 1, vs. Miami (Fla.) 11/29/23; vs. Tulsa 11/26/23
 SEC.....
 Career..... 3, at Florida St. 2/14/21*

THREE-POINT FIELD GOALS ATTEMPTED

Season..... 4, vs. Miami (Fla.) 11/29/23
 SEC..... 1, at Georgia 1/29/23
 Career..... 8, at Florida St. 2/14/21*

FREE THROWS MADE

Season..... 2, vs. Miami (Fla.) 11/29/23
 SEC.....
 Career..... 4, at Syracuse 1/17/21*

FREE THROWS ATTEMPTED

Season..... 3, vs. New Orleans 11/15/23
 SEC.....
 Career..... 4, at Syracuse 1/17/21*

MINUTES

Season..... 39, (38:47) vs. Miami (Fla.) 11/29/23
 SEC..... 8, (8:14) at Florida 1/22/24, (8:24) at Georgia 1/29/23
 Career..... 39, (38:47) vs. Miami (Fla.) 11/29/23
*** AT MIAMI (FLA.)**



JESSIKA CARTER

GR. ^ | C | 6-5 | WAVERLY HALL, GA. | HARRIS COUNTY HIGH SCHOOL

LAST FIVE GAMES

Table with 14 columns: GS, MIN, FG-FGA, FG%, 3FG-3FGA, 3FG%, FT-FTA, FT%, O-D-REB, PF, AST, TO, BLK, STL, PTS +/-

SEASON STATISTICS

Table with 12 columns: Games Played, Minutes/game, Points/game, FG Pct, 3FG Pct, FT Pct, Rebounds/game, Assists/game, Turnovers/game, Assist/Turnover ratio, Steals/game, Blocks/game

CAREER HONORS

SEC Player of the Week (Jan. 16, Dec. 19) | USBWA Players of the Week (Dec. 19) | 2024 Wooden Award Preseason Watch List | 2024 Lisa Leslie Award Preseason Watch List | 2024 Preseason All-SEC Second Team (Media) | 2024 Preseason All-SEC First Team (Coaches) | 2023 All-SEC Second Team | 2023 SEC All-Defensive Team | 2022 Media Preseason All-SEC Second Team | 2020 Second Team All-SEC (Coaches) | 2020 WBCA All-America Team Honorable Mention | 2020 WBCA All-Region II Team

2023-24

- Nearing a double-double average with 14.5 points and a career-best 9.7 rebounds. She would be the first Bulldog to average a double-double and post a 10-plus rebound average since Teaira McCowan did both in 2018-19.

CAREER NOTES (MISSISSIPPI STATE 2018-, HARRIS COUNTY HIGH SCHOOL)

- Led Mississippi State in points (14.8), rebounds (7.7), field-goal percentage (57.0% - SEC best) and blocks per game (2.1) in 2022-23. Became 28th member of 1,000 point club at Mississippi State, earning this achievement at Vanderbilt on Dec. 29 2022.

GAME-BY-GAME

Opponent Date GS MIN FG-FGA PCT 3FG-3FGA PCT FT-FTA PCT OFF DEF TOT AVG PF A TO BLK STL PTS AVG

CAREER

SEASON TEAM GP-GS MIN/AVG FG-FGA FG% 3FG-3FGA 3FG% FT-FTA FT% OFF DEF TOT AVG PF-FO A TO BLK STL PTS AVG

PRODUCTION STATISTICS

18-19 19-20 20-21 22-23 23-24 CAREER Double-Double, 10+ Points, 20+ Points, 3+ 3FG Made, 5+ Free Throws Made, 5+ Rebounds, 5+ Assists, 10+ Rebounds, 10+ Assists, 3+ Blocks, 3+ Steals, Led In Points, Led In Rebounds, Led In Assists, Led In Blocks, Led In Steals, Led In Minutes

HIGHS

POINTS Season, SEC, Career

REBOUNDS

Season, SEC, Career

ASSISTS

Season, SEC, Career

BLOCKS

Season, SEC, Career

STEALS

Season, SEC, Career

FIELD GOALS MADE

Season, SEC, Career

FIELD GOALS ATTEMPTED

Season, SEC, Career

THREE-POINT FIELD GOALS MADE

Season, SEC, Career

THREE-POINT FIELD GOALS ATTEMPTED

Season, SEC, Career

FREE THROWS MADE

Season, SEC, Career

FREE THROWS ATTEMPTED

Season, SEC, Career

MINUTES

Season, SEC, Career



13 ROCÍO JIMÉNEZ

FR. | F/C | 6-7 | ELÍAS PIÑA, DOMINICAN REPUBLIC | CENTRAL POINTE CHRISTIAN ACADEMY | ROW-SEE-OH HIM-MEN-EZ

2023-24

- Will redshirt as a mid-year enrollee and rehab an injury sustained prior to arriving to the program.
- Head coach Sam Purcell raves about her unique size and ability and wanted to get her on campus during the season due in part to her ability to learn from veteran posts such as Jessica Carter, Erynn Barnum and Ramani Parker.

PRIOR TO MISSISSIPPI STATE (CENTRAL POINT CHRISTIAN ACADEMY)

- Originally slated for the 2025 class, Jiménez reclassified and was ranked as the No. 257 overall prospect by Collegiate Girls Basketball Report – Dan Olson.
- In her first season at the high school ranks, Jiménez led Central Point Christian Academy to a 21-5 record and recorded a performance of 14 points and 17 rebounds.
- Was one of the youngest players on her Dominican Republic AmeriCup team that earned a silver medal at a pre-qualifying event.
- Chose Mississippi State over interest from Ole Miss, Louisville, Auburn, Michigan State, Miami (Fla.) and others.

PRODUCTION STATISTICS

	23-24	CAREER
Double-Double		
10+ Points		
20+ Points		
3+ 3FG Made.....		
5+ Free Throws Made		
5+ Rebounds.....		
5+ Assists.....		
10+ Rebounds.....		
10+ Assists.....		
3+ Blocks		
3+ Steals		
Led In Points.....		
Led In Rebounds.....		
Led In Assists.....		
Led In Blocks.....		
Led In Steals.....		
Led In Minutes		

HIGHS

POINTS	
Season	
SEC.....	
Career.....	

REBOUNDS

Season.....	
SEC.....	
Career.....	

ASSISTS

Season.....	
SEC.....	
Career.....	

BLOCKS

Season.....	
SEC.....	
Career.....	

STEALS

Season.....	
SEC.....	
Career.....	

FIELD GOALS MADE

Season.....	
SEC.....	
Career.....	

FIELD GOALS ATTEMPTED

Season.....	
SEC.....	
Career.....	

THREE-POINT FIELD GOALS MADE

Season.....	
SEC.....	
Career.....	

THREE-POINT FIELD GOALS ATTEMPTED

Season.....	
SEC.....	
Career.....	

FREE THROWS MADE

Season.....	
SEC.....	
Career.....	

FREE THROWS ATTEMPTED

Season.....	
SEC.....	
Career.....	

MINUTES

Season.....	
SEC.....	
Career.....	



23 RAMANI PARKER

R-SR. | F | 6-4 | FRESNO, CALIF. | MONTVERDE ACADEMY | LOUISVILLE | RAH-MON-EE

LAST FIVE GAMES

	GS	MIN	FG-FGA	FG%	3FG-3FGA	3FG%	FT-FTA	FT%	O-D-REB	PF	AST	TO	BLK	STL	PTS	+/-
LSU 1/29																DID NOT PLAY - INJURY
at Florida 1/22																DID NOT PLAY - INJURY
Tennessee 1/18																DID NOT PLAY - INJURY
Ole Miss 1/14																DID NOT PLAY - INJURY
at Arkansas 1/11																DID NOT PLAY - INJURY

SEASON STATISTICS

Games Played	Minutes/game	Points/game	FG Pct	3FG Pct	FT Pct	Rebounds/game	Assists/game	Turnovers/game	Assist/Turnover ratio	Steals/game	Blocks/game
2	10.1	3.0	60.0	0.0	0.0	5.5	0.5	2.0	0.3	0.5	0.0

2023-24

- Despite suffering a season-ending injury two contests into the season, head coach Sam Purcell has mentioned the veteran presence that Ramani Parker provides and her energy around the program at practice and on the bench during games.
- Suffered a season-ending injury vs. Southeastern Louisiana on Nov. 10.
- Filled the stat sheet with nine rebounds, six points, an assist and a steal vs. Alcorn St. on Nov. 6.
- One of five returners from Purcell's first team on the roster - was also with Purcell at Louisville.

CAREER NOTES (MISSISSIPPI STATE 2022-, LOUISVILLE 2019-22, MONTVERDE ACADEMY)

- Set career-highs averages in nearly every category - minutes, points, rebounds, assists, blocks and steals - in her first season at Mississippi State in 2022-23.
- Served as a key rotational piece and scored in all 22 games she played in in 2022-23. She led the team in blocks in five games and averaged double-digit minutes for the first time in her career last season.
- Recorded a career-high 11 points on 5-9 from the field in 18 minutes vs. North Alabama on Nov. 11, 2022.
- Finished with 10-plus rebounds twice in 2022-23, highlighted by a career-high 11 rebounds vs. South Dakota St. on Nov. 14, 2022.
- Made her first career start at LSU on Feb. 26, 2023.
- Transferred to Mississippi State after spending three seasons at Louisville from 2019-22, redshirting in 2019-20, with now head coach Sam Purcell, who served as an associate coach with the Cardinals at the time.
- Appeared in 31 games with Louisville in 2021-22, including the Cardinals' Final Four contest vs. South Carolina.
- Rated a four-star and 99th-overall prospect in the 2019 class by espnW HoopGurlz.
- Played for Montverde Academy in Montverde, Fla. in her senior season after transferring from Central High School in Fresno, Calif.

GAME-BY-GAME

Opponent	Date	GS	MIN	Total		3-Pointers		Free throws		Rebounds				PF A TO			BLK	STL	PTS	AVG
				FG-FGA	PCT	3FG-3FGA	PCT	FT-FTA	PCT	OFF	DEF	TOT	AVG	PF	A	TO				
Alcorn	11/06/2023		15:10	3-5	.600	0-0	.000	0-2	.000	3	6	9	9.0	0	1	3	0	1	6	6.0
Southeastern La.	11/10/2023	*	05:03	0-0	.000	0-0	.000	0-0	.000	1	1	2	5.5	0	0	1	0	0	0	3.0
Totals		1	20:13	3-5	.600	0-0	.000	0-2	.000	4	7	11	5.5	0	1	4	0	1	6	3.0

CAREER

SEASON	TEAM	GP-GS	MIN/AVG	Field Goals		3-Point		F-Throws		Rebounds				Scoring						
				FG-FGA	FG%	3FG-3FGA	3FG%	FT-FTA	FT%	OFF	DEF	TOT	AVG	PF-FO	A	TO	BLK	STL	PTS	AVG
2020-21	LOU	17-0	117/6.9	19-29	.655	0-1	.000	8-12	.667	11	27	38	2.2	19-0	1	10	5	1	46	2.7
2021-22	LOU	14-0	44/3.2	8-12	.667	3-4	.750	1-1	1.000	2	7	9	0.6	7-0	0	3	1	0	20	1.4
2022-23	MSU	22-1	337/15.3	39-87	.448	11-28	.393	16-24	.667	24	62	86	3.9	39-1	7	21	15	14	105	4.8
2023-24	MSU	2-1	20/10.1	3-5	.600	0-0	.000	0-2	.000	4	7	11	5.5	0-0	1	4	0	1	6	3.0
TOTAL FOR MSU	24-2	357/14.9	42-92	.457	11-28	.393	16-26	.615	.28	69	97	4.0	39-1	8	25	15	15	111	4.6	
TOTAL	55-2	518/9.4	69-133	.519	14-33	.424	25-39	.641	.41	103	144	2.6	65-1	9	38	21	16	177	3.2	

PRODUCTION STATISTICS

	20-21*	21-22*	22-23	23-24	CAREER
Double-Double.....			1	1	2
10+ Points.....					1
20+ Points.....					1
3+ 3FG Made.....					0
5+ Free Throws Made.....					0
5+ Rebounds.....	2		7	1	10
5+ Assists.....					0
10+ Rebounds.....			2		2
10+ Assists.....					0
3+ Blocks.....			1		1
3+ Steals.....			1		1
Led In Points.....					0
Led In Rebounds.....			2		2
Led In Assists.....					0
Led In Blocks.....	2		5		7
Led In Steals.....	1		1		2
Led In Minutes.....					0
* AT LOUISVILLE					

HIGHS

POINTS

Season.....	6	vs. Alcorn St. 11/6/23
SEC.....	8	vs. Tennessee 2/6/23
Career.....	11	vs. North Alabama 11/11/22

REBOUNDS

Season.....	9	vs. Alcorn St. 11/6/23
SEC.....	10	vs. Alabama 2/19/23
Career.....	11	vs. South Dakota St. 11/14/22

ASSISTS

Season.....	1	vs. Alcorn St. 11/6/23
SEC.....	1	vs. Kentucky 1/22/23
Career.....	3	vs. Mississippi Valley St. 11/9/22

BLOCKS

Season.....	0	
SEC.....	2	vs. Arkansas 2/23/23, vs. Alabama 2/19/23
Career.....	3	vs. Texas A&M-Commerce 12/11/22

STEALS

Season.....	1	vs. Alcorn St. 11/6/23
SEC.....	1	(4x) last vs. Texas A&M 3/2/23
Career.....	4	vs. Georgetown 11/25/22

FIELD GOALS MADE

Season.....	3	vs. Alcorn St. 11/6/23
SEC.....	3	at Missouri 2/16/23
Career.....	5	vs. North Alabama 11/11/22, vs. Bellarmine 1/21/21*

FIELD GOALS ATTEMPTED

Season.....	5	vs. Alcorn St. 11/6/23
SEC.....	6	vs. Arkansas 2/23/23
Career.....	9	vs. North Alabama 11/11/22

THREE-POINT FIELD GOALS MADE

Season.....	0	
SEC.....	2	at LSU 2/26/23
Career.....	2	vs. Illinois 3/15/23, at LSU 2/26/23

THREE-POINT FIELD GOALS ATTEMPTED

Season.....	4	at LSU 2/26/23
SEC.....	4	vs. Texas A&M 3/2/23, vs. Tennessee 2/6/23
Career.....	4	(3x) last vs. Illinois 3/15/23

FREE THROWS MADE

Season.....	0	
SEC.....	3	vs. Texas A&M 3/2/23, vs. Tennessee 2/6/23
Career.....	3	(3x) last vs. Texas A&M 3/2/23













FREE THROWS ATTEMPTED

Season.....	2	vs. Alcorn St. 11/6/23
SEC.....	4	vs. Texas A&M 3/2/23, vs. Tennessee 2/6/23
Career.....	4	vs. Texas A&M 3/2/23, vs. Tennessee 2/6/23

MINUTES

Season.....	15	(15:10) vs. Alcorn St. 11/6/23
SEC.....	27	(27:23) at LSU 2/26/23
Career.....	29	(29:20) at South Dakota St. 11/14/22
* AT LOUISVILLE		

TV/RADIO CHART

0		DARRIONE ROGERS Guard 5-11 Sr. Chicago, Ill. Lake Park West High School DePaul MAJOR: Interdisciplinary Studies	GP-GS	PPG	RPG	APG	FG%	FT%	<ul style="list-style-type: none"> • 21.6 minutes, 7.1 points, 3.2 rebounds, 2.4 assists per game highest among bench - has made four starts this season. • SEC POTW after program's first triple-double since Dec. 16, 2000 with 14 points, 12 rebounds and 10 assists vs. MVSU on Dec. 29. • 19 points-14 in second half-4-8 from three in 24 minutes vs. LSU on Jan. 29.
		2023-24	22-4	7.1	3.2	2.4	39.8%	86.7%	
		CAREER	112-74	11.3	4.8	3.2	37.4%	82.4%	
1		NYAYONGAH GONY Forward 6-4 R-Jr. Lincoln, Neb. Lincoln High School Miami MAJOR: Interdisciplinary Studies	GP-GS	PPG	RPG	APG	FG%	FT%	<ul style="list-style-type: none"> • Returned at Florida on Jan. 22 after missing the last 10 games. • With a 6' 8.5" wingspan, Gony provides length and can play multiple positions on the floor. Named Purcell's "Dawg" of the offseason. • Career-highs in minutes, rebounds and blocks with 10 rebounds, seven points and three blocks in 39 minutes vs. Miami (Fla) in first career start.
		2023-24	12-2	2.2	2.2	0.8	38.5%	57.1%	
		CAREER	42-2	2.5	1.5	0.4	36.6%	66.7%	
2		JERKAILA JORDAN Guard 5-9 Sr. New Orleans, La. John Curtis High School Tulane MAJOR: Interdisciplinary Studies	GP-GS	PPG	RPG	APG	FG%	FT%	<ul style="list-style-type: none"> • 30 career 20-plus points games and nine this season. Leads the team with a career-high 17.4 points per game, also averaging a career-best 6.2 rebounds per game. Has five 10-plus rebound games this season. • Five double-doubles this season - had four for career entering season. • Has started and played all 111 games of her career - 84 starts at MSU.
		2023-24	22-22	17.4	6.2	2.5	46.0%	79.5%	
		CAREER	111-111	14.6	5.2	2.0	45.6%	72.3%	
3		LAUREN PARK-LANE Guard 5-3 Gr.^ Wilmington, Del. Sanford School Seton Hall MAJOR: Undeclared	GP-GS	PPG	RPG	APG	FG%	FT%	<ul style="list-style-type: none"> • Led team in assists in 19 of 22 games - One of seven players in NCAA WBB history with 800 career assists and 2,000 career points, is sixth nationally and second in the SEC with 131 assists as of Jan. 30. • SEC POTW on Dec. 26 after a school-record (m and w) 10-17 from three at Colorado St on Dec. 20. • 2,126 career points are eighth among active players. 829 assists are second.
		2023-24	22-21	10.0	2.9	6.0	42.3%	68.9%	
		CAREER	142-141	15.0	2.4	5.8	40.2%	79.1%	
4		JESSIKA CARTER Center 6-5 Gr.^ Waverly Hall, Ga. Harris County High School MAJOR: Masters - Workforce Education Leadership	GP-GS	PPG	RPG	BPG	FG%	FT%	<ul style="list-style-type: none"> • Averaging career-best in rebounds and minutes with, 9.7 rebounds in 30.5 minutes per game in addition to 14.5 points per game. Three 20-plus point games in last five. Made 100th career start vs. LSU on Jan. 29. • 36 career double-doubles - second-most among active SEC players and third in program history, 18-0 under Purcell when she has a double-double.
		2023-24	19-18	14.5	9.7	1.8	51.9%	63.2%	
		CAREER	138-100	11.2	7.2	1.6	54.4%	64.4%	
5		ERYNN BARNUM Forward 6-2 Gr.^ Little Rock, Ark. Little Rock Central High School Arkansas MAJOR: Undeclared	GP-GS	PPG	RPG	APG	FG%	FT%	<ul style="list-style-type: none"> • Four double-doubles this season with 15 points and her SEC-high 12 rebounds vs. Tennessee on Jan. 18 - four in five seasons at Arkansas. • Second on team with a career-best 6.7 rebounds per game. • A driving post who gets to the line, Barnum is second on team in free throws made and attempted, 11-14 for 78.6 percent from line in SEC play.
		2023-24	20-20	8.2	6.7	1.2	43.7%	68.8%	
		CAREER	134-67	9.2	5.3	0.9	51.6%	62.9%	
14		MJRACLE SHEPPARD Guard 6-0 Fr. Kent, Wash. Montverde Academy MAJOR: Kinesiology	GP-GS	PPG	RPG	APG	FG%	FT%	<ul style="list-style-type: none"> • SEC CO-FOTW on Jan. 30 after she posted 12 points, five assists, four rebounds and six steals in 27 minutes vs. LSU on Jan. 29. Second on team with 36 steals. Defensive leader, has led the team in steals in six games. • First high school signee for head coach Sam Purcell - special relationship, four star and 48th-overall prospect in 2023 by espnW HoopGurlz.
		2023-24	22-1	5.7	2.9	1.9	49.5%	65.9%	
		CAREER	22-1	5.7	2.9	1.9	49.5%	65.9%	
21		DEBREASHA POWE Guard 6-1 So. Meridian, Miss. Meridian High School MAJOR: Communications	GP-GS	PPG	RPG	APG	FG%	FT%	<ul style="list-style-type: none"> • Career-best 41.9 (49-114) from three, +11.7 percent from last season. • Her 49 threes ranks second in the SEC and her 41.9 percent is third in the SEC as of Jan. 30. 9-15 (60.0) from three over last four games. • Has scored 10-plus points 11 times this season and 21 in her career. • Has three-plus threes in seven games this season and 10 for her career.
		2023-24	21-21	10.8	3.5	1.0	44.8%	78.6%	
		CAREER	54-53	9.2	4.4	1.0	41.7%	77.4%	
22		JASMINE BROWN-HAGGER Guard 5-9 Fr. Shorewood, Ill. Example Academy MAJOR: Pre-Engineering	GP-GS	PPG	RPG	APG	FG%	FT%	<ul style="list-style-type: none"> • Known for her on-ball defense, provides great defensive minutes off bench. • Scored 10-plus points for the first time in her career with 10 points and also totaled a team-best three steals vs. MVSU on Dec. 29. • A four-star recruit and 54th-overall prospect in 2023 class by espnW HoopGurlz; the top-ranked player in Illinois.
		2023-24	20-0	1.9	1.5	0.5	28.6%	100%	
		CAREER	20-0	1.9	1.5	0.5	28.6%	100%	
23		RAMANI PARKER Forward 6-4 R-Sr. Fresno, Calif. Montverde Academy MAJOR: Interdisciplinary Studies	GP-GS	PPG	RPG	APG	FG%	FT%	<ul style="list-style-type: none"> • Provides a veteran presence for post group with rehabbing injury. • Suffered season-ending injury vs. Southeastern Louisiana on Nov. 10. • Recorded six points and nine rebounds vs. Alcorn St on Nov. 6. • Averaged a career-high 4.8 points and 3.9 rebounds and scored in all 20 appearances in 2022-23.
		2023-24	2-1	3.0	5.5	0.5	60.0%	0.0%	
		CAREER	55-2	3.2	2.6	0.2	51.9%	64.1%	
24		QUANIRAH MONTAGUE Forward/Center 6-6 Fr. Atlantic City, N.J. Atlantic City High School MAJOR: Undeclared	GP-GS	PPG	RPG	BPG	FG%	FT%	<ul style="list-style-type: none"> • Second on team with 22 blocks, led team in blocks in four games. • SEC FOTW on Jan. 2 after recording her first career double-double with 14 points, 13 rebounds and six blocks in 23 minutes vs. MVSU on Dec. 29. • Special size, length, quickness, highest-rated recruit (No. 48) in Mississippi State's 2023 class; a four-star recruit by espnW HoopGurlz.
		2023-24	19-0	3.6	3.2	1.2	50.9%	52.6%	
		CAREER	19-0	3.6	3.2	1.2	50.9%	52.6%	
HC		SAM PURCELL HEAD COACH 2ND SEASON ALMA MATER: AUBURN	Career Record: 39-16 SEC Record: 13-10 (0-1 in SECT)						<ul style="list-style-type: none"> • Most overall, SEC wins and NCAA Tournament wins by a head coach at Mississippi State in their first two seasons. • Hired March 12, 2022 as the program's ninth head coach • Guided the program to the NCAA Tournament after a three-year hiatus. • Winningest first-year head coach at Mississippi State; fastest coach in program history to win a pair of NCAA Tournament games. • Guided Mississippi State back into the AP Top-25 in the preseason after it was out of the poll since Feb. 1, 2021.