



MISSISSIPPI STATE WOMEN'S BASKETBALL

12 NCAA TOURNAMENTS | 5 SWEET SIXTEENS | 3 ELITE EIGHTS | 2 NCAA FINAL FOURS | 3 SEC CHAMPIONSHIPS

GAME 28 | MISSISSIPPI STATE VS. KENTUCKY | HUMPHREY COLISEUM (9,100) | FEB. 22, 2024

RECORD	20-7
Home	10-4
Away	7-3
Neutral	3-0
Non-Conference	13-2
SEC	7-5
NET	34

DATE	MSU	OPP	OPPONENT	TV	TIME/RESULT
NOVEMBER (8-1)					
N6	25/RV	-/-	Alcorn St.	SECN+	W, 77-42
N10	25/RV	-/-	Southeastern La.	SECN+	W, 67-46
N12	25/RV	-/-	Jacksonville St.	SECN+	W, 84-45
N15	RV/RV	-/-	New Orleans	SECN+	W, 87-26
N19	RV/RV	-/-	at Belmont	ESPN+	W, 63-62
N24	25/RV	-/-	vs. Clemson^	ESPN+	W, 81-78
N25	25/RV	-/-	vs. Arkansas PB^	ESPN+	W, 77-68
N26	25/RV	-/-	vs. Tulsa^	ESPN+	W, 102-58
N29	21/21 RV/RV	-/-	Miami (Fla.)	SECN	L, 68-74

DECEMBER (5-1)					
D3	21/21	-/-	at UT Chattanooga	ESPN+	L, 53-59
D11	RV/RV	-/-	Kennesaw St.	SECN+	W, 91-50
D14	RV/RV	-/-	Jackson St.	SECN+	W, 82-72
D17	RV/RV	-/-	at Memphis	ESPN+	W, 81-63
D20	RV/RV	-/-	at Colorado St.	ESPN+	W, 82-75
D29	RV/-	-/-	Mississippi Valley St.	SECN+	W, 99-35

JANUARY (4-3)					
J4	RV/-	RV/RV	Vanderbilt*	SECN+	L, 66-71
J7	RV/-	1/1	at South Carolina*	ESPN	L, 66-85
J11	-/-	-/-	at Arkansas*	SECN	W, 66-63
J14	-/-	-/-	Ole Miss*	SECN	W, 69-57
J18	-/-	-/-	Tennessee*	SECN	L, 64-75
J22	-/-	-/-	at Florida*	SECN	W, 89-77
J29	-/-	9/9	LSU*	ESPN2	W, 77-73

FEBRUARY (3-2)					
F1	RV/RV	-/-	at Kentucky*	SECN+	W, 77-74
F4	RV/RV	-/-	at Texas A&M*	SECN	W, 74-63
F8	RV/RV	-/-	Georgia*	SECN+	W, 76-57
F11	RV/RV	-/-	Florida*	SECN+	L, 70-90
F18	RV/-	-/-	at Ole Miss*	SECN+	L, 71-75 (OT)
F22	RV/-	-/-	Kentucky*	SECN+	6:30 p.m.
F25	RV/-	-/-	at Alabama*	SECN	4 p.m.
F29	-/-	-/-	at Auburn*	SECN	7 p.m.

M3 -/- -/- Missouri* SECN+ 2 p.m.

All Times Central, Home Games in Bold
* - SEC Game
^ - Van Chancellor Classic in Katy, Texas (Merrell Center)
% - ACC/SEC Challenge

MISSISSIPPI STATE

20-7 | 7-5 SEC

HEAD COACH: Sam Purcell
RECORD AT MSU: 42-18 (2nd Season)
CAREER RECORD: Same
NET RANKING: 34 (As of Feb. 20)

KENTUCKY

10-16 | 3-9 SEC

HEAD COACH: Kyra Elzy
RECORD AT UK: 59-56 (4th Season)
CAREER RECORD: Same
NET RANKING: 157 (As of Feb. 20)



SERIES AT A GLANCE

VS. KENTUCKY Kentucky leads 31-24
IN HUMPHREY COLISEUM. Series is tied 11-11
CURRENT STREAK. W2
LAST MEETING. A / W, 77-74 (OT) / Feb. 1, 2024



MISSISSIPPI STATE CLOSES OUT SEASON SERIES WITH KENTUCKY

- Mississippi State remains home and aims to sweep the season series with Kentucky on Thursday, aired on SEC Network+ at 6:30 p.m. CT. Mississippi State won the first meeting of the season series against Kentucky inside Rupp Arena, 77-74, in overtime on Feb. 1. Mississippi State has won each meeting under head coach Sam Purcell.
- With the latest win, head coach Sam Purcell became the first head coach in school history - men's or women's - to have consecutive 20-plus win seasons to start their career. He is one of 11 SEC head coaches all-time to notch 20 or more wins in each of their first two seasons and one of five since 2000. Purcell's 42 overall wins, 16 SEC wins and two NCAA Tournament wins also leads all head coaches in program history through their first two seasons.
- Mississippi State is 7-5 to start its SEC schedule after it went 9-7 in regular-season conference play in 2022-23. Head coach Sam Purcell's already 16 SEC wins are the most of any Mississippi State head coach in their first two seasons - surpassing Vic Schafer's 10 in his first two seasons.
- Mississippi State scored nine points - on a trio threes from senior guard Darrione Rogers and sophomore guard Debraasha Powe - in the final 47 seconds of regulation to force overtime and eventually win at Kentucky on Feb. 1.
- Mississippi State outscored Kentucky 18-9 in second-chance points, while graduate student center Jessika Carter finished with 25 points on 9-15 from the field and 7-7 from the free throw line, in addition to 13 rebounds, three blocks and two assists in 42 minutes at Kentucky on Feb. 1. She has four 20-plus points and 10-plus rebounds efforts in her career.

JESSIKA CARTER AND JERKAILA JORDAN - ALL-SEC CALIBER

- Graduate student center Jessika Carter is nearing a double-double average with career-best marks in points, rebounds and minutes with 14.8 points and 9.9 rebounds in 31.6 minutes. She is ranks second in the SEC in field goal percentage (53.1), fifth in rebounds (9.9), sixth in blocks (1.8) and 12th in points (14.6).
- Carter is averaging 34.0 minutes per game since the last time that Mississippi State faced Kentucky.
- Carter has led the team in blocks in 16 games, rebounds in 14 games, minutes in eight games and points in six games.
- Jordan is also posting career-best marks in rebounds, assists, steals and minutes, averaging a team-high 16.6 points per game on 45.6 percent from the field, in addition to 6.2 rebounds, 2.6 assists and 2.3 steals in 31.4 minutes per game. She also leads the team free throws made and attempted (75-95) and is posting a career-best 78.9 percent from the free throw line. One of the defensive anchors of this team, Jordan has recorded three-plus steals in all seven of 12 SEC contests and in 11 overall games this season - averaging 2.9 steals per game in conference action this season.
- Jordan has led the team in points in 14 games this season and 46 times for her career - 30 times at Mississippi State. She leads the SEC in total points (449), field goals made (171) are second, steals are fifth (2.3), points (16.6) are eighth, free-throw percentage (78.9%) is 10th, rebounds (6.2) are 18th.

NUMBERS TO KNOW

20+

Head coach Sam Purcell is also the only head coach in program history - women's or men's - to record back-to-back 20-plus win seasons in his first two years. Purcell has already surpassed the most overall wins, most SEC wins and most NCAA tournament wins recorded by a head coach in their first two seasons at Mississippi State wins.

Mississippi State has earned five SEC Player of the Week honors and two SEC Freshman of the Week honors this season. The seven total honors have come from six different players. The five SEC Player of the Week selections are the most of any SEC school this season and the most for Mississippi State since 2018-19.

5

MEDIA INFORMATION

TV: SECN+
WEBSITE: hailstate.com
LIVE STATS: msu.statbroadcast.com
LIVE AUDIO: hailstate.com/watch
RADIO: Jason Crowder (96.1 - Starkville)
SID: Nate Jarrett
EMAIL: NJarrett@athletics.msstate.edu
CELL: (850) 499-7586

GENERAL INFORMATION

Location..... Starkville, Miss.
 Enrollment (Fall 2023)..... 22,657
 Founded..... Feb. 28, 1878
 Nickname..... Bulldogs
 School Colors..... Maroon (PMS 202) and White
 Conference..... Southeastern
 President..... Dr. Mark Keenum
 Director of Athletics..... Zac Selmon
 Faculty Representative..... Dr. Brent J. Fountain
 Sport Administrator..... Joey Bailey

HISTORY

Season of Basketball..... 50th
 First Season..... 1974-75
 All-Time Record..... 817-662 (50 years)
 All-Time Conference Record..... 232-317 (41 years)
 SEC Regular-Season Titles (last)..... 2 (2019)
 SEC Tournament Titles (last)..... 1 (2019)
 SEC Tournament Record..... 26-43
 NCAA Tourn. Appearances (last)..... 12 (2023)
 NCAA Tourn. Record..... 24-12
 NCAA Final Four Appearances (last)..... 2 (2018)
 WNIT Appearances (last)..... 7 (2014)

COACHING STAFF

Head Coach..... Sam Purcell (Auburn, '03)
 Record at MSU..... 42-18 (2nd Season)
 Career Record..... Same
 Career SEC Record..... 16-12 (0-1 in SEC Tournament)
 NCAA Tournament Record..... 2-1
 Assistant Coach..... Murriel Page (Florida, '98)
 Second Season
 Assistant Coach..... Corry Irvin (Fresno State, '96)
 Second Season
 Assistant Coach..... Gabe Lazo (Barry Univ., '08)
 Second Season
 Assistant Coach..... Michelle Clark-Heard (Western Ky, '90)
 First Season
 Assistant Coach..... Tony Dukes (Clayton State, '13)
 First Season

HUMPHREY COLISEUM

Year Opened (Seasons)..... 1975 (49th Season)
 All-Time Record (Win %)..... 472-214 (48th Season)
 Record under Sam Purcell..... 24-6

2022-23 REVIEW

Overall Record..... 22-11
 SEC Record (Finish)..... 9-7 (5th)
 Home Record..... 14-2
 Road Record..... 3-7
 Neutral Record..... 5-2

2023-24 TEAM INFORMATION

Returners/Lost..... 5/8
 Starters Returning/Lost..... 3/2 (*Min. 10 starts)
 Newcomers..... 6 (three transfers and three freshman)

SOCIAL MEDIA

Website..... hailstate.com
 Twitter..... @HailStateWBK
 Facebook..... facebook.com/HailStateWBK
 Instagram..... @HailStateWBK
 Hashtag..... #HailState

JESSIKA CARTER - BEST POST IN THE COUNTRY

• Graduate student center Jessika Carter is nearing a double-double average with career-best marks in points, rebounds and minutes with 14.8 points and 9.9 rebounds in 31.6 minutes. She would be the first Bulldog to average a double-double and post a 10-plus rebound average since Teaira McCowan did both in 2018-19.

- Carter is averaging 34.0 minutes per game since the last time Mississippi State faced Kentucky.
- Carter has led the team in blocks in 16 games, rebounds in 14 games, minutes in eight games and points in six games.
- She has posted four double-doubles over the last seven games, a stretch that Mississippi State is 5-2 in and is averaging 14.9 and 10.7 rebounds on 55.0 percent from the field in 35.7 minutes per game over the latest seven-game stretch.
- Carter has 39 career double-doubles which ranks second among active SEC players and third in program history. The Bulldogs lost their first game when Carter records a double-double under head coach Sam Purcell vs. Florida on Feb. 11 and are now 10-1 this season and 20-1 overall when she achieves the feat.
- Her 11 double-doubles this season surpasses her season best total of 10 in 2022-23. She is one of six SEC players with 10-plus.
- Kentucky marked her 13th career 20-plus points and 10-plus rebounds performance; the Bulldogs are 13-0 in those games. She has recorded three in SEC play this season.
- With a career-high 42 minutes, Kentucky was also the fourth time in her career that she has played 40-plus minutes in a game and the second this season.
- With a storied career to this point, Carter is making her presence felt in the Mississippi State and SEC Record Books. Carter's 1,629 career points ranks seventh in program history, 1,041 rebounds ranks third and 227 blocks rank third. Her career rebounding total leads all active SEC players, her blocks are second and her points are fourth.
- She became only the third player in program history - joining Teaira McCowan and Latoya Thomas - with 1,500 points and 1,000 rebounds when she surpassed the rebound total at Kentucky on Feb. 1.
- Carter earned SEC Co-Player of the Week honors for the second time this season and the fourth time in her career on Jan. 16. She was named also SEC Co-Player of the Week on Dec. 19 and one of her USBWA Players of the Week after a stretch from Dec. 11-17 in which she turned in three straight double-doubles and averaged 21.7 points, 14.7 rebounds and 3.7 blocks in 33.1 minutes per game. She is one of three players in the SEC with multiple POTW honors this season.
- Carter returned from a three-game absence to post a career-high 31 points on 14-19 from the field with 13 rebounds vs. Kennesaw State on Dec. 11. The 14 made field goals also marks a career high.
- Carter earned a spot on the 2024 Wooden Award Preseason Top 50 Watch List, Lisa Leslie Award Preseason Watch List, Preseason All-SEC First Team (coaches) and Second Team (media).

STATE AMONG WINNINGEST PROGRAMS IN DIVISION I SINCE START OF 2016-17

- Since the start of the 2016-17 campaign, Mississippi State owns 198 wins, which is the 11th-most in Division I.
- In the stretch, State went to two national title games, three consecutive Elite Eights and won three SEC Championships.
- After 34 wins in 2016-17, the Bulldogs recorded a program-record 37 victories during the 2017-18 campaign. State followed that season with 33 wins in 2018-19 and 27 in 2019-20.

RANK	TEAM	TOTAL WINS
1.	UConn	248 (225, 23-5)
2.	South Carolina	239 (214, 25-0)
3.	Stanford	229 (206, 23-3)
T4.	Louisville	227 (206, 21-6)
	Florida Gulf Coast	227 (204, 23-4)
6.	Baylor	226 (207, 19-6)
7.	Gonzaga	214 (188, 26-2)
8.	Maryland	207 (192, 15-10)
9.	NC State	202 (179, 23-3)
10.	South Dakota St.	199 (179, 20-5)
11.	MISSISSIPPI STATE	198 (178, 20-7)

* Wins as of Feb. 20 (Prior To 2023-24, 2023-24 Record)

2 EASY FOR JERKAILA JORDAN

- Head coach Sam Purcell nicknamed senior guard Jerkaila Jordan Ms. February after her month that helped Mississippi State make history last year, but through 27 games that nickname has changed due to her year round dominance.
- Jordan is posting career-best marks in rebounds, assists, steals and minutes, averaging a team-high 16.6 points per game on 45.6 percent from the field, in addition to a 6.2 rebounds, 2.6 assists and 2.3 steals in 31.4 minutes per game.
- She also leads the team free throws made and attempted (75-95) and is posting a career-best 78.9 percent from the free throw line.
- One of the defensive anchors of this team, Jordan has recorded three-plus steals in all seven of 12 SEC contests and in 11 overall games this season - averaging 2.9 steals per game in conference action this season.
- With a team-high 18 points at Ole Miss on Feb. 18, Jordan has led the team in points in 14 games this season and 46 times for her career - 30 times at Mississippi State.
- Jordan posted 11 points and 11 rebounds at Texas A&M on Feb. 4 for her sixth double-double of the season and 10th of her career. She entered the season with four double-doubles over three seasons to already surpass her career total.
- She was named SEC Co-Player of the Week on Jan. 30 after 24 points, five steals, four rebounds and two assists in 32 minutes in the win vs. No. 9/9 LSU on Jan. 29. She has scored 20-plus points in nine games this season and four SEC contests.
- Jordan was named New Orleans Athlete of the Month by the All-State Sugar Bowl on Wednesday, Feb. 7.
- Jordan remains the only Bulldog to start every game this season. She has started all 116 games of her career.
- She is rebounding incredibly well from the guard spot, ranking third on the team with a career-best 6.2 rebounds per game. She has recorded five-plus rebounds in 17 games and has six games of 10-plus rebounds this season.

DAWGS DIFFERENT AS OF LATE

- Winners of five of its last seven contests, Mississippi State's statistics reflect the latest improvement. State's five-game winning streak that was snapped vs. Florida on Feb. 11 and have since dropped two straight. It marked the first time that Mississippi State has won five straight SEC contests since 2019-20.

FIRST FIVE SEC (2-3)		LAST SEVEN SEC (5-2)
66.2	Points	76.3
37.6	Rebounds	38.9
13.6	Assists	18.4
41.3	Field Goal Percentage	46.5
24.4	Three-Point Field Goal Percentage	37.9
7.2	Steals	8.0
4.2	Blocks	4.3

LP3 - LAUREN PARK-LANE

- Graduate student guard Lauren Park-Lane leads the SEC and is eighth nationally with 165 assists as of Feb. 20. She is one of just three players in the country to rank inside the top eight for total assists each of the last two seasons with Iowa's Caitlin Clark and Colorado St.'s McKenna Hofschild.
- Park-Lane has led the team in assists in 10 of 12 SEC games and in 23 of 27 games with the Bulldogs. She has led her team in assists in 121 of her 147 career games (82 percent).
- Her 6.1 assists per game ranks 11th nationally and second in the SEC as of Feb. 20. It is also the second-best single-season mark in program history.
- Her 2,155 career points ranks eighth among active players, while her 863 career assists are second. Her and Iowa's Caitlin Clark are the only two active players with over 2,000 points and 800 career assists and are the only two to rank in the top 10 in both points and assists among active players.
- She became only one of seven players in NCAA women's basketball history with 800 career assists and 2,000 career points with her first of seven assists at Arkansas on Jan. 11. Now sitting at 863 assists, she has a chance to become one of five with 2,000 career points and 900 career assists.

PLAYER	SCHOOL	POINTS	ASSISTS
Courtney Vandersloot	Gonzaga	2,073	1,118
Sabrina Ionescu	Oregon	2,562	1,091
Samantha Prahalis	Ohio State	2,010	900
Jamierra Faulker	Southern Miss	2,056	883
Jordin Canada	UCLA	2,153	831
Caitlin Clark	Iowa	3,569 (active)	1,018 (active)

- Park-Lane set an individual Mississippi State single-game record (women's or men's) for most threes made with a 10-17 performance from behind the arc at Colorado St. on Dec. 20. With the effort, she also became only the third player in SEC women's basketball history to make 10 threes in a single game. She finished with 33 points, 21 of which came in the second half, in addition to a team-high six assists and four rebounds in 35 minutes. It marked her 13th career 30-point game and her seventh contest with 30-plus points and five-plus assists.
- She has posted five-plus assists in 65 percent of her career games (96 of her 147 games played).
- Park-Lane recorded 20 points and 10 assists in 39 minutes vs. Miami (Fla.) on Nov. 29 - the first Bulldogs' 20-plus points and 10-plus assists game since Tan White in 2002. She has five 20-plus points and 10-plus assists games in her career. With 20 points and 10 assists vs. Miami (Fla.), Park-Lane now has 15 career point-assist double-doubles and 17 games with 10-plus assists.
- Despite her playmaking ability as a passer, she has an elite ability to score and has averaged at least 17.5 points per game each of the last three seasons.

PARK-LANE ON THE BRINK OF HISTORY..AGAIN.

- Graduate student guard Lauren Park-Lane is on pace to break the program history single-season assist record of 202 set by Jazzmun Holmes in 2018-19. Sitting at 165 assists, she is currently 38 assists away from breaking the record with a guaranteed four regular season games left and at least one SEC Tournament game. Depending on how postseason play shakes out, she should reach surpass the record with a current 6.1 assist average.
- Park-Lane's 165 assists this season is already the eighth-best single season mark in program history.
- Park-Lane transferred from Seton Hall, where she played from 2019-23. She still holds the top-two single-season assist totals with 260 in 2021-22 and 207 in 2022-23.

LAST SERIES MEETING - MISSISSIPPI STATE AT KENTUCKY (W, 77-74 OT) FEBRUARY 1, 2024



Official Basketball Box Score - Final
Mississippi St. at Kentucky
 02/01/24 Rupp Arena, Lexington
 2023-24 Women's Basketball

Game Time: 7:00 PM
 Game Duration: 2:17
 Attendance: 3,743

Officials: Gina Cross, Kevin Pethel, Timothy Greene

Mississippi St. - 77

Record: 18-5 (5-3)

NO.	Name	Min	FG		3P		FT		Rebounds			Fouls		TP	AS	TO	ST	Blocks			+/-			
			M-A	M-A	M-A	M-A	OR	DR	TOT	PF	FD	BS	BA					+						
5	Erynn Barnum	F 30:51	6-11	0-0	2-2	2	1	3	2	1	14	2	0	1	0	1	0	1	0	1	0			
4	Jessika Carter	C 42:18	9-15	0-0	7-7	4	9	13	3	6	25	2	5	0	3	2	7							
2	Jerkaila Jordan	G 26:58	2-4	0-0	2-2	0	4	4	5	1	6	3	5	2	0	0	-1							
3	Lauren Park-Lane	G 27:57	1-6	0-2	0-2	1	1	2	1	1	2	4	3	0	1	1	-4							
21	Debreasha Powe	G 24:17	6-14	3-8	1-2	0	1	1	1	1	16	1	2	3	0	0	4							
0	Darrione Rogers		23:24	1-5	1-3	2-2	1	7	8	1	2	5	1	2	0	1	0	0	0					
14	Mjracle Sheppard		27:14	1-5	0-0	3-4	1	0	1	4	3	5	6	1	1	0	1	10						
1	Nyayongah Gony		05:45	0-0	0-0	0-0	0	0	0	0	0	0	0	0	0	0	-3							
22	Jasmine Brown-Haggar		14:59	2-2	0-0	0-0	1	1	2	1	0	4	1	2	1	0	0	6						
24	Quanirah Montague		01:18	0-0	0-0	0-0	0	1	1	0	0	0	0	0	0	0	-4							
Team									4			4		8										
Totals			28-62			4-13		17-21		14			29		43			18		15			77	

Technical Fouls::NONE

Shooting By Period		
1st	FG%	3-13 23.1%
	3PT%	0-2 0.0%
	FT%	4-4 100%
2nd	FG%	8-15 53.3%
	3PT%	0-4 0.0%
	FT%	3-4 75%
3rd	FG%	6-11 54.5%
	3PT%	0-2 0.0%
	FT%	6-6 100%
4th	FG%	7-14 50.0%
	3PT%	3-4 75.0%
	FT%	2-2 100%
OT	FG%	4-9 44.4%
	3PT%	1-1 100.0%
	FT%	2-5 40%
GM	FG%	28-62 45.2%
	3PT%	4-13 30.8%
	FT%	17-21 81.0%

Dead Ball Rebounds: 4, 1

Kentucky - 74

Record: 9-13 (2-6)

NO.	Name	Min	FG		3P		FT		Rebounds			Fouls		TP	AS	TO	ST	Blocks			+/-			
			M-A	M-A	M-A	M-A	OR	DR	TOT	PF	FD	BS	BA					+						
13	Ajae Petty	F 33:50	4-11	0-0	3-6	7	3	10	3	4	11	1	3	1	2	1	2							
0	Brooklynn Miles	G 40:33	1-7	0-2	4-5	1	6	7	2	4	6	3	3	2	0	2	3							
20	Amiya Jenkins	G 22:46	3-8	0-1	0-0	1	1	2	1	1	6	0	1	0	1	1	-11							
22	Maddie Scherr	G 43:17	7-17	3-8	2-2	4	4	8	2	3	19	5	5	3	0	1	0							
34	Emma King	G 12:45	0-2	0-2	0-0	0	1	1	0	0	0	1	1	0	0	0	-2							
2	Saniah Tyler		24:32	5-13	1-7	3-6	2	2	4	2	5	14	0	2	0	0	1	-4						
4	Eniya Russell		28:48	7-14	0-1	1-1	1	0	1	4	1	15	1	2	2	0	3							
5	Cassidy Rowe		07:19	1-2	1-2	0-0	0	0	0	0	0	3	0	0	0	0	-1							
44	Janae Walker		11:11	0-1	0-0	0-0	0	0	0	1	0	0	0	0	0	0	-5							
Team									3			3		6										
Totals			28-75			5-23		13-20		19			20		39			15		18			74	

Technical Fouls::NONE

Shooting By Period		
1st	FG%	4-17 23.5%
	3PT%	0-4 0.0%
	FT%	1-4 25%
2nd	FG%	6-17 35.3%
	3PT%	1-5 20.0%
	FT%	0-0 0%
3rd	FG%	8-17 47.1%
	3PT%	2-5 40.0%
	FT%	5-5 100%
4th	FG%	8-17 47.1%
	3PT%	1-6 16.7%
	FT%	4-7 57.1%
OT	FG%	2-7 28.6%
	3PT%	1-3 33.3%
	FT%	3-4 75%
GM	FG%	28-75 37.3%
	3PT%	5-23 21.7%
	FT%	13-20 65.0%

Dead Ball Rebounds: 5, 0

	MIS	UKY	Points from		Period by Period Scoring							
Biggest lead	9 (3 rd 9:29)	6 (4 th 2:41)	Turnovers	9	22							
Best Scoring Run	6 (1 st 4:29)	9 (3 rd 3:38)	Paint	40	42							
Lead Changes	7		Second Chance	18	9							
Times Tied	7		Fast Breaks	0	4							
Time with Lead	28:39	10:12	Bench	14	32							
						MIS	10	19	18	19	11	77
						UKY	9	13	23	21	8	74

BARNUM'S BIG STRETCH

- Graduate student forward Erynn Barnum has been on another level as of late, reminding everyone what the All-SEC forward is capable of with her recent five-game stretch.
- After scoring 16 points on 6-9 from the field at Ole Miss on Feb. 18, Barnum has scored 10-plus points in each of the last five contests and is averaging 16.6 points on 64.2 percent from the field (34-53) and 5.0 rebounds over the stretch.
- She has knocked down 25-33 for 75.8 percent from the free throw line in SEC play - 63.3 career percentage from the line. She is second on the team in both free throws made and attempted this season (67-96).

YABBA-DABBA DO DAWGS

- Do you wonder why you keep hearing fans and the team yelling "Yabba Dabba" throughout the game?
- "You know what's awesome about Freddy Flintstone? He's got no shoes and he's crazy enough to drive his car [and use his feet] and go 100 miles per hour. I was sitting on the couch one day and was like, 'That's what my team is missing.' We need some yabba dabba do behavior because I've got nice [players], but for us to win championships, we've got to get a little ugly. We've got to be some Dawgs. So, I came in one day and they all looked at me like I was crazy [for suggesting this]. Then, they were like, 'Aw, this is actually pretty cool.' - head coach Sam Purcell.
- A "Yabba Dabba" call can happen in one of three ways - all of them built around tremendous effort and hustle.
- The first path to a "Yabba Dabba" comes when a player is on offense - normally a post - and is running and beating the opponent down the floor.
- The second is an offensive rebound and putback for second chance points. Mississippi State has some "Yabba Dabba" in them as the Bulldogs are outscoring their opponents 371-246 (+125) in second-chance points and are averaging 13.7 second-chance points per game this season. Mississippi State has outscored its opponents in second-chance efforts in 20 of 27 games (17-3).
- The third is on the defensive end and stopping advantage (two-on-one, three-on-two) situations that the opponent has.
- It can also be taking a charge, breaking up a transition layup, beating an opponent down the floor for a transition layup before the defense are set.

GETTING ON THE GLASS

- Mississippi State is currently averaging 41.9 rebounds per game, which ranks 20th nationally and is outrebounding its opponents by +7.6 per game, a margin that ranks 25th nationally as of Feb. 20.
- Three Bulldogs are averaging over 6.0 rebounds or more per game (Carter 9.9, Barnum 6.4, Jordan 6.2).
- Mississippi State has been limiting its SEC opponents on the glass lately. Mississippi State limited Florida to 28 rebounds on Feb. 11 (entered averaging 38.5), Georgia to 28 rebounds on Feb. 8 (entered averaging 40.4), Texas A&M to 39 rebounds (entered averaging 45.5) on Feb. 4 and LSU to 35 rebounds (entering averaging 46.8) on Jan. 29.
- Mississippi State has outrebounded 18 of its 27 opponents and are 16-2 this season and 37-4 under Purcell when doing so.
- MSU holds a 371-246 (+125) advantage in second-chance points this season and have scored more second-chance points than their opponents in 20 of 27 games (17-3).
- Mississippi State outrebounded No. 1/1 South Carolina on the offensive glass 22-16 and only loss the rebounding battle 44-43 on Jan. 7. The Bulldogs also outscored the Gamecocks 16-15 in second-chance points.
- Mississippi State recorded 70 rebounds vs. Alcorn St. the

most since Mississippi State recorded 71 vs. Arkansas-Pine Bluff on Nov. 13, 2009.

REWRITING RECORD BOOKS

- Graduate student center Jessica Carter is making her presence felt in the Mississippi State and SEC Record Books. Carter's career points ranks seventh in program history, rebounds ranks third and blocks rank third.
- With her 12th rebound at Kentucky on Feb. 1, she became only the third player in program history - joining Teaira McCowan and Latoya Thomas - with 1,500 points and 1,000 rebounds.
- Carter leads all active SEC players with 1,041 career rebounds, is second with 227 blocks and ranks fourth with 1,629 points.
- Carter currently has 39 career double-doubles, which ranks second among active SEC players and third in program history.
- Senior guard Jerkaila Jordan surpassed 1,000 career points at Mississippi State with 19 points vs. Jackson St. on Dec. 14. Jordan now has 1,687 (1,237 at Mississippi State) career points after spending her freshman season at Tulane. She became the 29th player in program history to reach the mark in a Bulldog uniform.
- Graduate student guard Lauren Park-Lane is one of only seven players in NCAA history with 800 career assists and 2,000 career points. She surpassed both marks this season. Her 863 assists ranks second among active players, while her 2,155 points ranks eighth among active players. Park-Lane and Iowa's Caitlin Clark are the only two players in the top-10 for both active points and active assists totals.
- Park-Lane is currently on pace to break the single-season assist record of 202 set by Jazzmun Holmes in 2018-19, sitting at 165 assists, which is already the eighth-best single-season mark.

ONE - TEAM MANTRA

- After "Why Not Us" in Purcell's first season at the helm, the team mantra has shifted to "ONE" in year two. It is based off the idea of One Team, One Mindset, One Drive, One Goal. The one mantra can be applied to many different facets, but is primarily focused on taking that one next step as one team under one common goal.
- The ONE mantra is placed around the facilities, including the tunnel door near the locker room pictured to the size below and one the side of the warmup shirts.
- It is also about what Mississippi State can do in the community and for its fans - first Education Day vs. New Orleans on Nov. 15, Epilepsy Awareness Game vs. Jacksonville St. on Nov. 11, Christmas Game and Teddy Bear Toss for Charity vs. Jackson St. on Dec. 14.
- "This one is simple, it's bigger than basketball. First and foremost, our hashtag this year is ONE. How many things can we do one at a time that are bigger than basketball." - head coach Sam Purcell following Education Day on Nov. 15.
- The "ONE" mantra is exemplified by in the response of three All-Conference transfers (Big East - Lauren Park-Lane at Seton Hall, Darrione Rogers at DePaul, SEC - Erynn Barnum - Arkansas) buying into the culture and embracing their new roles.

GET US TO UNDER FIVE

- Mississippi State is 38-1 overall and 17-1 this season when leading with under five minutes remaining in regulation under head coach Sam Purcell.
- Mississippi State lost its first contest in the mark last time out at Ole Miss on Feb. 18.
- MSU won its first contest under Purcell when trailing with under five minutes left after it was previously 0-15 in the category (now 1-16), trailing 56-63, at Kentucky on Feb. 1.

CAREER MILESTONES TO WATCH

Player	Milestone	Career Total
Lauren Park-Lane	2500 points	*2,155 (250)
Jerkaila Jordan	1750 points	*1,687 (1,237)
Jessika Carter	1750 points	1,629
Darrione Rogers	1500 points	*1,321 (212)
Erynn Barnum	1500 points	*1,319 (247)

Player	Milestone	Career Total
Jessika Carter	1,250 rebounds	1,041
Erynn Barnum	750 rebounds	*738 (159)
Jerkaila Jordan	750 rebounds	*606 (500)
Darrione Rogers	750 rebounds	*565 (95)

Player	Milestone	Career Total
Lauren Park-Lane	900 assists	*863 (165)
Darrione Rogers	500 assists	*371 (169)
Jerkaila Jordan	250 assists	*232 (164)

Player	Milestone	Career Total
Jessika Carter	250 blocks	227

Player	Milestone	Career Total
Jerkaila Jordan	300 steals	*252 (191)

* Stats include other schools

2023-24 SEASON ACCOLADES

Erynn Barnum

- Katrina McClain Award Preseason Watch List
- Preseason All-SEC Second Team (Coaches)

Jessika Carter

- SEC Co-Player of the Week - Dec. 19, Jan. 16
- USBWA Players of the Week - Dec. 19
- Wooden Award Top 50 Preseason Watch List
- Lisa Leslie Award Preseason Watch List
- Preseason All-SEC First Team (Coaches)
- Preseason All-SEC Second Team (Media)

Jerkaila Jordan

- SEC Co-Player of the Week - Jan. 30.
- Preseason All-SEC Second Team (Coaches)

Quanirah Montague

- SEC Co-Freshman of the Week - Jan. 2

Lauren Park-Lane

- SEC Player of the Week - Dec. 26
- Nancy Lieberman Award Preseason Watch List

Darrione Rogers

- SEC Player of the Week - Jan. 2

Mjracle Sheppard

- SEC Co-Freshman of the Week - Jan. 30

Team Awards

- NCAA.com and USBWA Team of the Week - Feb. 6
- ESPN Win of the Week (77-73 vs. No. 9/9 LSU, Jan. 29) - Feb. 5

PAINTING A NICE PICTURE NEAR THE HOOP

- Mississippi State is outscoring its opponent 1,008-712 (+296) in points in the paint, averaging 37.3 points in the paint per game with a +11.0 margin over opponents.
- MSU scored 40 points in the paint in the first meeting with Kentucky and has outscored 19 of 27 opponents in paint points and are 17-2 in those games. Mississippi State has tied or outscored eight of its 12 SEC opponents in paint points and are averaging 37.0 points in the paint in conference action.
- Mississippi State has recorded 40-plus points in the paint in six SEC contests this season.
- Mississippi State has recorded 49.0 percent of its scoring output in the paint - 1,008 of 2,059 points this season.
- Mississippi State has four 50-plus points in the paint games this season and seven overall under head coach Sam Purcell.

WELCOME TO THE POWE SHOW

- A sharpshooter from behind the arc, sophomore guard De-breasha Powe is connecting on a career-best 40.5 percent (53-131) from three this season. Her 53 three pointers are third in the SEC and her 40.5 percent is also third as of Feb. 20.
- Powe's 40.5 percent from three is a +10.3 percent increase from her freshman season.
- Head coach Sam Purcell raves that she has expanded her game past being a spot up three-point shooter and is more of a three-level scorer now as a sophomore. Purcell also talks about how quick her release is and the balance in her shooting form.
- Powe started conference play 3-16 for 18.8 percent from three in the first three games and has since shot 13-29 for 44.8 percent from behind the arc in SEC play. Her 16 threes in SEC play are second on the team.
- With 16 points at Kentucky on Feb. 1, Powe has scored 10-plus points 12 times this season - surpassing her freshman total of 10 - and 22 times for her career.
- Powe hit two threes over the final 47 seconds to help Mississippi State force overtime at Kentucky and finished 3-8 from three in the contest to extend her season total to eight games with three-plus threes. She has 13 of her 16 points in the final 4:13 minutes of regulation and in overtime.
- Powe has three career 20-point games - two this season.
- The only Mississippi native on the roster, Powe knocked down the biggest shot of the game vs. rival Ole Miss on Jan. 14 with a three from the left wing to extend the margin to more five points for either team for the first time all game with 2:25 minutes left in the fourth quarter. Powe finished with eight points, three rebounds and two assists in 31 minutes vs. Ole Miss.
- Powe missed the first game of her career vs. Mississippi Valley St. on Dec. 29. She has now started 58 of 59 games played in under Purcell.
- She posted a career-high 24 points on 9-16 from the field and 6-13 from three in 29 minutes vs. Tulsa on Nov. 26. The nine field goals made and 13 three-point field goal attempts were career highs, while the six made threes tied a career high.
- A fan favorite and leadership presence for newcomers, Powe is one of five returners and the only player from Mississippi on the roster. She also represents Mississippi State on the SEC Women's Basketball Leadership Council.

STARTING FAST, FINISHING STRONG

- Mississippi State has outscored its opponents 520-408 (+112) in the first quarter, the largest margin of any quarter.
- Mississippi State's next best quarter is the fourth quarter, where it is outscoring its opponents 529-430 (+99).

ROGERS BEEN ON A ROLL

- Senior guard Darrione Rogers leads all Bulldogs bench players in minutes, points, rebounds and assists - must have started less than half the games - with 22.6 minutes, 7.9 points, 3.5 rebounds and 2.6 assists - and has played double-digit minutes in all 27 games.
- Rogers has scored 10-plus points in five of the last seven games - 11 overall this season - and is averaging 12.5 points, 4.7 rebounds, 2.8 assists on 41.7 percent from three (15-36) and 85.7 percent from the free throw line (18-21) in 26.4 minutes per game over the last seven games.
- She has hit multiple threes in six of the last seven games, second on the team with 43 threes. She leads the team in threes made and attempted (21-54) in SEC play.
- Rogers has played 20-plus minutes in each of the last six games and 30-plus twice in the last six.
- She has started four games this season and is averaging 12.5 points, 5.3 rebounds and 4.0 assists in 31.7 minutes per game in her starts - has 74 career starts.
- Rogers added 13 points on 3-6 from behind the arc, in addition to seven rebounds and three assists in a season-high tying 34 minutes at Ole Miss on Feb. 18.
- Rogers finished with 19 points on 6-10 from the field and 4-8 from behind the arc with three rebounds in 24 minutes vs. No. 9/9 LSU on Jan. 29.
- She has played in every game of her career - 117 games.
- Rogers was named SEC Player of the Week on Jan. 2 after she recorded the first triple-double by a Mississippi State women's basketball player since Dec. 16, 2000, and only the second overall in program history with 14 points, 12 rebounds and 10 assists in 34 minutes vs. Mississippi Valley St. on Dec. 29. It was the first triple-double by a SEC women's basketball player since LSU's Khayla Pointer on Feb. 7, 2021, and only the 40th triple-double in SEC women's basketball history. It was also the second of Rogers' career.

SAM PURCELL BUILDING SOMETHING SPECIAL

- It takes time to build a program and head coach Sam Purcell is building something special in Starkville, Miss. in his first two seasons.
- Purcell has already surpassed the most overall wins, most SEC wins and most NCAA tournament wins recorded by a head coach in their first two seasons at Mississippi State with 42 total wins (seven more than the next), 16 SEC wins (six more than the next) and two NCAA tournament wins (two more than the next) and still counting, respectively.
- The previous best in each category were all held by Vic Schaefer who had 35 total wins, 10 SEC wins and no NCAA Tournament wins through his first two seasons.
- He is also the only head coach in school history - women's or men's - to record back-to-back 20-plus win seasons in his first two years and is also the first women's head coach in school history to lead their team to an NCAA Tournament appearance in their first two years.
- With a win over No. 9/9 LSU on Jan. 29, head coach Sam Purcell earned his first win over a top-25 and top-10 opponent as a head coach. It was Mississippi State's first top-10 win since a road win at No. 10 Texas, 67-49, on Dec. 2, 2018. It was also the first sellout crowd of his tenure with 9,121 fans in attendance.

ATTENDANCE BY THE NUMBERS

- Mississippi State has ranked in the top-20 nationally in average home attendance each of the last eight seasons and is ranked 20th nationally in home attendance this season with

an average attendance of 5,457 as of Feb. 20.

YEAR	AVG. ATTENDANCE	NCAA RANK	SEC RANK
23-24	5,457	20	4
22-23	5,096	16	4
21-22	4,691	17	4
20-21	980 (Covid)	15	6
19-20	7,681	9	3
18-19	8,446	4	2
17-18	7,439	6	3
16-17	6,641	14	4
15-16	5,162	15	4
14-15	3,755	24	5
13-14	2,321	36	7

- The attendance of 9,121 vs. LSU on Jan. 29 was the largest of head coach Sam Purcell's tenure and marked his first sell-out. It was the program's largest crowd since Jan. 14, 2020.
- The SEC has led the nation in women's basketball average attendance for seven of the last eight seasons.

FEBRUARY IS HERE

- No one in the SEC was better than senior guard Jerkaila Jordan during the month of February in 2022-23. In the month, Jordan led the team in points per game (16.9), field goal percentage (55.0), three-point field goal percentage (53.0), in addition to total steals (17), rebounds (42) and blocks (8).
- She was the only SEC player to lead her team in at least six major stat categories in February 2023 and earned the nickname Ms. February from head coach Sam Purcell. Her play in February helped guide Mississippi State to a 5-2 record and primed it for the historic run in the 2023 NCAA Tournament.
- Jordan is averaging 13.2 points, 6.2 rebounds, 3.0 assists and 2.0 steals on 43.8 percent from the field in 33.5 minutes per game in February this season.

WELCOME TO THE BLOCK PARTY

- Mississippi State is 17th nationally and fifth in the SEC with 5.1 blocks per game as of Feb. 20.
- Graduate student center Jessika Carter leads the team with 43 blocks - 1.8 blocks per game - this season.

NOTHING FREE

- Mississippi State is one of the top teams at defending without fouling nationally, ranking 12th in the country and first in the SEC with 13.2 fouls per game as of Feb. 20.
- Mississippi State is 18-2 when allowing 10 or fewer free throw attempts - which it did last by limiting Texas A&M to 7-9 from the free throw line on Feb. 4.
- Mississippi State has finished with 10 or fewer fouls already eight times this season, compared to only five times in 2022-23. (8-0 in those games this season, 12-1 overall under Purcell)

MISSISSIPPI STATE EARNS NCAA.COM, ESPN AND USBWA WEEKLY HONORS

- The United States Basketball Writers Association, NCAA.com and ESPN recognized Mississippi State women's basketball in their weekly honors on Feb. 6.
- USBWA and NCAA.com each tabbed Mississippi State with Team of the Week honors, while ESPN voted Mississippi State's victory over No. 9/9 LSU its Win of the Week.

REST IS GOOD FOR THE W COLUMN

- While most teams struggle to readjust and get back in a groove following a longer break, that is not the case for Mississippi State under head coach Sam Purcell.
- With a loss at Ole Miss on Feb. 18, Mississippi State is now 3-1 this season and 8-1 overall when it plays after a seven-day or longer break under Purcell.
- Mississippi State is 3-1 in SEC play with a week or longer break under Purcell and tested it that mark when it defeated No. 9 LSU, 77-73, on Jan. 29, before falling for the first time in the category at Ole Miss, 71-75 (OT), on Feb. 18.

DAWGS BACK TO FULL STRENGTH

- With the return of redshirt junior forward Nyayongah Gony at Florida on Jan. 22, Mississippi State had 10 available players for the first time since vs. Clemson on Nov. 24.
- Mississippi State has used six different starting lineup combinations and every post player has missed at least one game.

LAUREN PARK-LANE - FASHION ICON

- Off the court, graduate student guard Lauren Park-Lane is known by her teammates to have the best fashion. While Park-Lane has expressed interest in playing professionally and pursuing coaching after college, she is also interested in fashion as a potential career.
- Park-Lane is studying fashion design and merchandising - a major that was a factor in why she decided to come to Mississippi State post-graduate - and had the pleasure to style multiple WNBA athletes over the summer including LA Sparks' Jordin Canada.

BENCH DAWG

- Be on the lookout as Mississippi State has a stuffed dog on its bench that the team will hold up after three defensive stops and will add a StarkVegas chain to it after seven defensive stops.

DAWGS MAKE WEEKLY SEC HONORS HISTORY

- At one point this season from Dec. 19 - Jan. 2, Mississippi State had the SEC Player of the Week for three straight weeks - all from three different players.
- It marked the first time in SEC women's basketball history that any school has had three different players selected for Player of the Week honors in three straight weeks.
- It also marks the first time since Jordan Danberry on Jan. 8 and Teaira McCowan on both Jan. 15 and Jan. 22 in 2018-2019 that Mississippi State has a selection in three straight weeks.
- As of Feb. 13, Mississippi State now has five different SEC Player of the Week accolades awarded to four different players and seven total conference weekly honors with SEC Freshman of the Week honors included by six different players.

BULLDOGS IN POLL CONVERSATIONS

- Mississippi State is receiving two votes - the fifth team listed - in the latest edition of the Associated Press Poll on Feb. 19, but is not listed in the USA Today Coaches Poll released on Feb. 20.
- Mississippi State earned its highest ranking selections of the season when it was ranked No. 21 in both the USA Today Poll and Associated Press Poll on Nov. 21.
- The No. 21 ranking in the week four edition of the AP Poll on Nov. 21 tied the program's best ranking in the poll since Jan. 25, 2021.
- The No. 21 ranking in the week four edition of the USA Today

Coaches Poll marked the best ranking in the poll since the Bulldogs were 19 on Jan. 26, 2021. It also halted a 48-week hiatus from the poll.

- The No. 25 ranking in week three marked the first time that the Bulldogs have been ranked in an in-season edition of the AP Poll under head coach Sam Purcell and the first overall since Feb. 1, 2021.
- Mississippi State opened its second season with Purcell at the helm ranked in the AP Preseason Top-25 poll at 25, the program's first time listed in the preseason edition since the 2020-21 season. The preseason ranking also marked a return to the top 25 after a 44-week (only 19 weeks under Purcell) hiatus from the rankings.

TEAM LUKE

- If you are wondering what is painted on the stool that head coach Sam Purcell sits on each game, it is the words Team Luke. Mississippi State Athletics has rallied around Luke Shappley and his family, a make-a-wish kid who has spent time around multiple of State's athletic programs over the last few months. Luke is a big fan of the Bulldogs women's basketball team and Coach Purcell has invited him and his family to attend practices and games when able.

WATCH LIST SEASON

- Graduate student center Jessika Carter was named to the Wooden Award - which honors the nation's top player - Preseason Top 50 Watch List on Nov. 14.
- Three Bulldogs were named to the 2024 Hoop Hall preseason watch lists - graduate student center Jessika Carter, graduate student guard Lauren Park-Lane and graduate student forward Erynn Barnum.
- Carter was named to the Lisa Leslie Award Watch List - the award is presented to the nation's top center - after being named a finalist for the honor in 2022-23.
- Barnum was named to the Katrina McClain Award Watch List - the award is presented to the nation's top power forward - after being named a top-10 finalist for the honor while at Arkansas in 2022-23.
- Park-Lane was named to the Nancy Lieberman Award Watch List - an award that is presented to the nation's top point guard - after being named a finalist for the honor while at Seton Hall in 2022-23. It also marks the third consecutive season that Park-Lane has been named to the Nancy Lieberman Award Watch List.

PRESEASON SEC HONORS

- Graduate student center Jessika Carter was selected to the 2024 Preseason All-SEC First Team (Coaches) and Preseason All-SEC Second Team (Media), while graduate student forward Erynn Barnum and senior guard Jerkaila Jordan were named to the Preseason All-SEC Second Team (media).
- In Purcell's first season at the helm, Carter earned 2022-23 All-SEC Second Team and All-Defensive Team accolades, while now sophomore guard Debreasha Powe was tabbed with 2022-23 SEC All-Freshmen Team honors. It marked the fourth-straight season that Mississippi State has had an SEC All-Freshman selection.

HEAD COACH SAM PURCELL - WHAT A YEAR 1

- Head coach Sam Purcell became the winningest head coach in their debut season at Mississippi State with a 22-11 record. He earned that distinction when he earned his 16th win.
- He guided Mississippi State to the NCAA Tournament following a three-year hiatus. The Bulldogs became the first team in

NCAA Women's Basketball history to advance to the Round of 32 after starting in the First Four round.

- Purcell also recorded the most SEC wins by a Mississippi State head coach in their first season with nine. That mark is almost double the previous high of five wins by Vic Schafer. He also is the only coach with a winning SEC record in year one.
- Coach Purcell's 22 wins in year one were the second most by all rookie head coaches at the Division 1 level, trailing only Wyoming's Heather Ezell with 23 wins.

NUMERICAL ROSTER

#	NAME	POS.	HT.	CL.	HOMETOWN / HIGH SCHOOL / PREVIOUS SCHOOL
0	Darrione Rogers	G	5-11	Sr.	Chicago, Ill. / Lake Park West HS / DePaul
1	Nyayongah Gony	F	6-4	R-Jr.	Lincoln, Neb. / Lincoln HS / Miami (Fla.)
2	Jerkaila Jordan	G	5-9	Sr.	New Orleans, La. / John Curtis HS / Tulane
3	Lauren Park-Lane	G	5-3	Gr. ^	Wilmington, Del. / Sanford School / Seton Hall
4	Jessika Carter	C	6-5	Gr. ^	Waverly Hall, Ga. / Harris County HS
5	Erynn Barnum	F	6-2	Gr. ^	Little Rock, Ark. / Little Rock Central HS / Arkansas
13	Rocío Jiménez	F/C	6-7	Fr.	Elías Piña, Dominican Republic / Central Pointe Christian Academy
14	Mjracle Sheppard	G	5-10	Fr.	Kent, Wash. / Montverde Academy
21	Debreasha Powe	G	6-1	So.	Meridian, Miss. / Meridian HS
22	Jasmine Brown-Hagger	G	5-9	Fr.	Shorewood, Ill. / Example Academy
23	Ramani Parker	F	6-4	R-Sr.	Fresno, Calif. / Montverde Academy / Louisville
24	Quanirah Montague	F/C	6-6	Fr.	Atlantic City, N.J. / Atlantic City HS

^Exercising NCAA's extra year of eligibility

STAFF

POSITION	NAME	SEASON AT MISSISSIPPI STATE
Head Coach	Sam Purcell	Second Season (Same Overall as Head Coach)
Assistant Coach	Murriel Page	Second Season
Assistant Coach	Corry Irvin	Second Season
Assistant Coach	Gabe Lazo	Second Season
Assistant A.D. Women's Basketball / Assistant Coach	Michelle Clark- Heard	First Season
Senior Director of Scouting and Analytics / Assistant Coach	Tony Dukes	First Season
Director of Women's Basketball Operations	Jimmy Yu	Second Season
Strength and Conditioning Coach	Kaiti Jones	Second Season
Athletic Trainer	Taylor Pitts	Second Season

PRONUNCIATION GUIDE

Erynn Barnum	Air-Rin
Jasmine Brown-Hagger	Hag-Ger (Hag, not Hay)
Nyayongah Gony	Nye-Yun-Gah Go-Knee
Jerkaila Jordan	Jer-Kay-Lah
Rocío Jiménez	Row-See-Oh Him-Men-Ez (Rowing A Boat)
Quanirah Montague	Quah-Near-Ah Mon-Tuh-Gue
Ramani Parker	Rah-Mon-Ee
Debreasha Powe	Duh-Bree-Shah
Darrione Rogers	Dah-Are-Ree-On
Mjracle Sheppard	Miracle

SOCIAL MEDIA ROSTER

	INSTAGRAM	TWITTER
Erynn Barnum	erynn.cce	erynnbee_
Jasmine Brown-Hagger	._jassyj	jassyj2023
Jessika Carter	jessikacarter	jessikaacarter
Nyayongah Gony	nyethestar	nyayongahg
Rocío Jiménez	mx_rocio_	mxrociójimenz
Jerkaila Jordan	jerkailajordan	Jerk2Brazy
Quanirah Montague	nirfrmda609	NirNir35
Ramani Parker	ramani_parker0	ramani_parker0
Lauren Park-Lane	laurenpark3	LaurennnPark3
Debreasha Powe	breashapowe	debreasha
Sam Purcell (Head Coach)	coachsampurcell	SamPurcellMSU
Darrione Rogers	darrionerogers	darrione_rogers
Mjracle Sheppard	mjracle23	Mjracle1

HEADSHOT ROSTER

**DARRIONE ROGERS**

Sr. | G | 5-11 | Chicago, Ill.
Lake Park West High School | DePaul

**NYAYONGAH GONY**

R-Jr. | F | 6-4 | Lincoln, Neb.
Lincoln High School | Miami (Fla.)

**JERKAILA JORDAN**

Sr. | G | 5-9 | New Orleans, La.
John Curtis High School | Tulane

**LAUREN PARK-LANE**

Gr. ^ | G | 5-3 | Wilmington, Del.
Sanford School | Seton Hall

**JESSIKA CARTER**

Gr. ^ | C | 6-5 | Waverly Hall, Ga.
Harris County High School

**ERYNN BARNUM**

Gr. ^ | F | 6-2 | Little Rock, Ark.
Little Rock Central High School | Arkansas

**ROCÍO JIMÉNEZ**

Fr. | F/C | 6-7 | Elias Piña, Dominican Republic
Central Pointe Christian Academy

**MJRACLE SHEPPARD**

Fr. | G | 5-10 | Kent, Wash.
Montverde Academy

**DEBREASHA POWE**

So. | G | 6-1 | Meridian, Miss.
Meridian High School

**JASMINE BROWN-HAGGER**

Fr. | G | 5-9 | Shorewood, Ill.
Example Academy

**RAMANI PARKER**

R-Sr. | F | 6-4 | Fresno, Calif.
Montverde Academy | Louisville

**QUANIRAH MONTAGUE**

Fr. | F/C | 6-6 | Atlantic City, N.J.
Atlantic City High School

GAME-BY-GAME COMPARISONS

GAME	W/L	REC	1ST	2ND	3RD	4TH	OT	PTS	MAR	FG-FGA	FG%	3FG-3FGA	3FG%	FT-FTA	FT%	O-D-REB	MAR	PF	AST	TO	STL	BLK	ATT
MISSISSIPPI STATE Alcorn St. 11/6	W, 74-42	1-0	26 7	15 9	19 11	17 15		77 42	+35	27-74 18-67	36.5 26.9	4-24 4-16	16.7 25.0	19-25 2-7	76.0 28.6	29-41-70 12-22-34	+36	8 23	15 8	18 17	12 9	7 2	4,452
MISSISSIPPI STATE Southeastern La. 11/10	W, 67-46	2-0	18 17	9 9	24 8	16 12		67 46	+21	24-60 19-58	40.0 32.8	6-24 4-20	25.0 20.0	13-19 4-6	68.4 66.7	11-31-42 9-27-36	+6	6 17	16 8	11 18	11 4	5 4	4,531
MISSISSIPPI STATE Jacksonville St. 11/12	W, 84-45	3-0	15 4	18 17	30 13	21 11		84 45	+39	30-52 18-56	57.7 32.1	3-8 7-30	37.5 23.3	21-24 2-4	87.5 50.0	11-33-44 6-13-19	+25	12 18	19 11	17 16	8 6	6 1	4,354
MISSISSIPPI STATE New Orleans 11/15	W, 87-26	4-0	21 4	22 6	25 5	19 11		87 26	+61	36-63 11-64	57.1 17.2	5-20 1-16	25.0 6.3	10-16 3-7	62.5 42.9	13-41-54 15-16-31	+23	10 13	17 4	15 19	13 5	12 0	6,427
MISSISSIPPI STATE at Belmont 11/19	W, 63-62	5-0	13 12	16 14	16 19	18 17		63 62	+1	26-60 22-51	43.3 43.1	3-13 7-20	23.1 35.0	8-11 11-18	72.7 61.1	17-27-44 7-18-25	+19	11 14	11 14	14 10	4 8	3 4	1,307
MISSISSIPPI STATE vs. Clemson 11/24	W, 81-78	6-0	20 22	19 16	26 20	16 20		81 78	+3	32-64 29-52	50.0 55.8	7-18 11-24	38.9 45.8	10-14 9-13	71.4 69.2	13-16-29 5-19-24	+5	15 15	24 19	11 17	10 4	3 3	257
MISSISSIPPI STATE vs. Arkansas-Pine Bluff 11/25	W, 77-68	7-0	20 20	23 13	16 22	18 13		77 68	+9	26-63 26-61	41.3 42.6	7-18 5-21	38.9 23.8	18-23 11-13	78.3 84.6	14-21-35 11-22-33	+2	12 23	17 15	13 13	5 6	3 6	545
MISSISSIPPI STATE vs. Tulsa 11/26	W, 102-58	8-0	26 15	24 17	26 13	26 13		102 58	+44	36-70 22-59	51.4 37.3	14-29 7-27	48.3 25.9	16-18 7-11	88.9 63.6	9-32-41 6-25-31	+10	12 19	20 8	3 13	9 3	2 2	257
MISSISSIPPI STATE Miami (Fla.) 11/29	L, 68-74	8-1	20 18	17 16	13 16	18 24		68 74	-6	24-58 29-61	41.4 47.5	12-30 11-22	40.0 50.0	8-10 5-13	80.0 38.5	5-18-23 18-31-49	-26	13 12	21 17	10 19	9 3	3 1	5,135
MISSISSIPPI STATE at Chattanooga 12/3	L, 53-59	8-2	16 11	16 15	13 18	8 15		53 59	-6	19-46 21-48	41.3 43.8	8-14 8-17	57.1 47.1	7-12 9-12	58.3 75.0	7-25-32 3-22-25	+7	14 15	8 9	18 11	4 4	5 4	2,170
MISSISSIPPI STATE Kennesaw St. 12/11	W, 91-50	9-2	26 11	18 12	21 17	26 10		91 50	+41	36-72 20-64	50.0 31.3	5-14 2-12	35.7 16.7	14-23 8-10	60.9 80.0	18-30-48 15-24-39	+9	10 18	27 8	12 23	16 10	6 6	4,085
MISSISSIPPI STATE Jackson St. 12/14	W, 82-72	10-2	19 17	25 16	23 21	15 18		82 72	+10	30-72 29-74	41.7 39.2	7-17 10-26	41.2 38.5	15-25 4-7	60.0 57.1	27-31-58 16-21-37	+21	6 23	16 19	12 8	4 5	7 5	4,423
MISSISSIPPI STATE at Memphis 12/17	W, 81-63	11-2	22 13	15 15	17 17	27 18		81 63	+18	29-58 22-76	50.0 28.9	2-6 8-24	33.3 33.3	21-28 11-22	75.0 50.0	11-36-47 21-15-36	+11	22 23	15 16	18 13	6 7	12 3	1,636
MISSISSIPPI STATE at Colorado St. 12/20	W, 82-75	12-2	21 19	16 19	19 26	26 11		82 75	+7	29-67 31-63	43.3 49.2	14-29 9-25	48.3 36.0	10-12 4-8	83.3 50.0	11-32-43 1-26-27	+16	8 12	23 18	9 4	1 3	0 4	2,126
MISSISSIPPI STATE Mississippi Valley St. 12/29	W, 99-35	13-2	34 5	21 9	22 11	22 10		99 35	+64	33-69 13-69	47.8 18.8	9-19 3-21	47.4 14.3	24-38 6-11	63.2 54.5	18-44-62 12-25-37	+25	10 25	20 7	11 20	14 7	12 2	4,772
MISSISSIPPI STATE Vanderbilt 1/4	L, 66-71	13-3	14 18	19 18	17 20	16 15		66 71	-5	25-58 27-55	43.1 49.1	6-20 7-20	30.0 35.0	10-12 10-10	83.3 100.0	9-19-28 9-26-35	-7	14 15	14 15	14 20	13 9	6 3	4,261
MISSISSIPPI STATE at No. 1/1 South Carolina 1/7	L, 66-85	13-4	21 26	13 18	12 18	20 23		66 85	-19	27-75 32-68	36.0 47.1	3-19 6-12	15.8 50.0	9-16 15-20	56.3 75.0	22-21-43 16-28-44	-1	17 12	10 17	12 11	6 8	3 6	15,751
MISSISSIPPI STATE at Arkansas 1/11	W, 66-63	14-4	16 13	18 9	15 26	17 15		66 63	+3	28-73 21-68	38.4 30.9	2-14 10-38	14.3 26.3	8-10 11-12	80.0 91.7	15-35-50 10-27-37	+13	16 10	14 14	11 9	4 4	6 7	2,627
MISSISSIPPI STATE Ole Miss 1/14	W, 69-57	15-4	12 14	19 16	18 21	20 6		69 57	+12	27-54 22-57	50.0 38.6	3-10 2-12	30.0 16.7	12-15 11-17	80.0 64.7	8-21-29 17-20-37	-8	14 16	15 9	14 18	7 4	3 3	7,101
MISSISSIPPI STATE Tennessee 1/18	L, 64-75	15-5	23 12	14 18	5 21	22 24		64 75	-11	25-60 27-63	41.7 42.9	5-15 5-21	33.3 23.8	9-14 16-23	64.3 69.6	10-28-38 11-27-28	-	16 16	15 16	15 9	6 6	3 3	5,507
MISSISSIPPI STATE at Florida 1/22	W, 89-77	16-5	19 19	25 21	17 19	28 18		89 77	+12	33-70 27-75	47.1 36.0	7-16 9-25	43.8 36.0	16-23 14-18	69.6 77.8	15-31-46 13-21-34	+12	17 17	15 13	15 8	4 9	1 6	1,587

GAME-BY-GAME COMPARISONS

GAME	W/L	REC	1ST	2ND	3RD	4TH	OT	PTS	MAR	FG-FGA	FG%	3FG-3FGA	3FG%	FT-FTA	FT%	O-D-REB	MAR	PF	AST	TO	STL	BLK	ATT
MISSISSIPPI STATE No. 9/9 LSU 1/29	W, 77-73	17-5	20 18	15 22	28 17	14 16		77 73	+4	30-57 29-65	52.6 44.6	9-17 3-14	52.9 21.4	8-13 12-15	61.5 80.0	13-20-33 18-17-35	-2	16 18	13 12	22 21	12 17	5 2	9,121
MISSISSIPPI STATE at Kentucky 2/1	W, 77-74	18-5	10 9	19 13	18 23	19 21	11 8	77 74	+3	28-62 28-75	45.2 37.3	4-13 5-23	30.8 21.7	17-21 13-20	81.0 65.0	14-29-43 19-20-39	+4	18 15	20 11	24 18	8 8	6 5	3,743
MISSISSIPPI STATE at Texas A&M 2/4	W, 74-63	19-5	12 17	19 6	12 17	31 23		74 63	+11	24-58 25-63	41.4 39.7	4-13 6-22	30.8 27.3	22-29 7-9	75.9 77.8	9-25-34 13-26-39	-5	11 21	16 17	15 22	9 8	5 3	4,072
MISSISSIPPI STATE Georgia 2/8	W, 76-57	20-5	23 19	16 11	18 13	19 14		76 57	+19	33-63 23-59	52.4 39.0	4-13 4-16	30.8 25.0	6-9 7-12	66.7 58.3	15-25-40 12-16-28	+12	10 14	27 15	14 14	8 4	6 3	6,137
MISSISSIPPI STATE Florida 2/11	L, 70-90	20-6	15 26	17 24	19 17	19 23		70 90	-20	26-56 36-59	46.4 61.0	6-16 11-18	37.5 61.1	12-20 7-11	60.0 63.6	13-20-33 5-23-28	+5	16 14	19 17	20 13	7 13	4 4	6,097
MISSISSIPPI STATE at Ole Miss 2/18	L, 71-75	20-7	18 22	14 16	20 11	11 14	8 12	71 75	-4	29-71 25-68	40.8 36.8	5-15 5-17	33.3 29.4	8-12 20-30	66.7 66.7	15-28-43 20-29-49	-6	22 14	18 18	19 16	8 11	3 9	4,736

GAME-BY-GAME STATISTIC LEADERS

GAME		POINTS	REBOUNDS	ASSISTS	STEALS	BLOCKS	MINUTES
Alcorn St. 11/6	W, 77-42	26 - Jordan	13 - Carter, Jordan	7 - Park-Lane	6 - Jordan	4 - Carter	28 - Jordan, Park-Lane
Southeastern La. 11/10	W, 67-46	19 - Powe	9 - Powe	5 - Park-Lane	4 - Jordan	2 - Barnum, Carter	31 - Powe
Jacksonville St. 11/12	W, 84-45	16 - Jordan	8 - Barnum	4 - Barnum, Sheppard	2 - Barnum, Gony, Sheppard	2 - Barnum, Carter	25 - Sheppard
New Orleans 11/15	W, 87-26	24 - Jordan	13 - Carter	4 - Park-Lane, Rogers	5 - Jordan	4 - Montague	25 - Rogers
at Belmont 11/19	W, 63-62	17 - Carter	9 - Barnum	2 - Barnum, Jordan, Park-Lane, Rogers	2 - Carter, Park-Lane, Rogers	1 - Barnum, Carter, Powe	38 - Carter
vs. Clemson 11/24	W, 81-78	24 - Jordan	5 - Jordan, Rogers	10 - Park-Lane	4 - Powe	1 - Gony, Jordan, Montague	34 - Park-Lane
vs. Arkansas-Pine Bluff 11/25	W, 77-68	20 - Jordan	12 - Barnum	8 - Park-Lane	2 - Carter	2 - Powe	37 - Jordan
vs. Tulsa 11/26	W, 102-58	24 - Powe	13 - Jordan	10 - Park-Lane	5 - Sheppard	1 - Gony, Jordan	33 - Park-Lane
Miami (Fla) 11/29	L, 68-74	20 - Park-Lane	10 - Gony	10 - Park-Lane	3 - Sheppard	3 - Gony	39 - Park-Lane, Gony
at Chattanooga 12/3	L, 53-59	19 - Jordan	10 - Jordan	4 - Park-Lane	2 - Park-Lane	2 - Powe	38 - Park-Lane
Kennesaw St. 12/11	W, 91-50	31 - Carter	13 - Carter	9 - Park-Lane, Sheppard	7 - Sheppard	2 - Carter, Jordan	38 - Park-Lane
Jackson St. 12/14	W, 82-72	21 - Powe	18 - Carter	8 - Park-Lane	1 - Carter, Jordan, Powe, Rogers	3 - Carter	40 - Carter
at Memphis 12/17	W, 81-63	21 - Jordan	13 - Carter	4 - Park-Lane	2 - Jordan	6 - Carter	37 - Powe
at Colorado St. 12/20	W, 82-75	33 - Park-Lane	13 - Barnum	6 - Jordan, Park-Lane	1 - Park-Lane	-	37 - Jordan
Mississippi Valley St. 12/29	W, 99-35	17 - Jordan	15 - Barnum	10 - Rogers	3 - Brown-Hagger, Carter	6 - Montague	34 - Rogers
Vanderbilt 1/4	L, 66-71	21 - Jordan	12 - Carter	6 - Park-Lane	6 - Jordan, Sheppard	3 - Carter	34 - Powe
at No. 1/1 South Carolina 1/7	L, 66-85	25 - Jordan	6 - Carter, Montague	3 - Jordan, Park-Lane, Sheppard	3 - Jordan	2 - Montague	36 - Jordan
at Arkansas 1/11	W, 66-63	22 - Carter	19 - Carter	7 - Park-Lane	3 - Jordan	2 - Carter, Jordan	38 - Park-Lane
Ole Miss 1/14	W, 69-57	23 - Carter	8 - Barnum	8 - Park-Lane	3 - Jordan	2 - Carter	37 - Carter
Tennessee 1/18	L, 64-75	15 - Barnum	12 - Barnum	5 - Park-Lane	3 - Jordan	1 - Barnum, Carter, Sheppard	34 - Barnum
at Florida 1/22	W, 89-77	21 - Jordan	16 - Carter	8 - Park-Lane	1 - Gony, Jordan, Park-Lane, Rogers	1 - Jordan	38 - Carter
No. 9/9 LSU 1/29	W, 77-73	24 - Jordan	6 - Carter	5 - Sheppard	6 - Sheppard	3 - Carter	33 - Carter
at Kentucky 2/1	W, 77-74	25 - Carter	13 - Carter	6 - Sheppard	3 - Powe	3 - Carter	42 - Carter
at Texas A&M 2/4	W, 74-63	22 - Barnum	11 - Jordan	6 - Park-Lane	3 - Park-Lane	2 - Carter	37 - Carter
Georgia 2/8	W, 76-57	19 - Jordan	12 - Carter	9 - Park-Lane	4 - Jordan	4 - Jordan	37 - Carter
Florida 2/11	L, 70-90	16 - Carter	13 - Carter	7 - Park-Lane	2 - Rogers, Sheppard	2 - Carter, Rogers	33 - Jordan
at Ole Miss 2/18	L, 71-75	18 - Jordan	9 - Carter	8 - Park-Lane	2 - Brown-Hagger, Jordan, Park-Lane	1 - Barnum, Carter, Jordan	44 - Park-Lane

GAMES LED IN 2023-24

POINTS	REBOUNDS	ASSISTS	STEALS	BLOCKS	MINUTES
Jordan 14 (10-4)	Carter 14 (10-4)	Park-Lane 23 (16-7)	Jordan 13 (9-4)	Carter 16 (12-4)	Carter 8 (8-0)
Carter 6 (5-1)	Barnum 7 (6-1)	Sheppard 5 (4-1)	Sheppard 7 (4-3)	Jordan 7 (6-1)	Park-Lane 8 (5-3)
Powe 3 (3-0)	Jordan 5 (4-1)	Jordan 3 (2-1)	Park-Lane 5 (3-2)	Barnum 5 (3-2)	Jordan 5 (3-2)
Barnum 2 (1-1)	Gony 1 (0-1)	Rogers 3 (3-0)	Carter 4 (4-0)	Montague 4 (3-1)	Powe 3 (2-1)
Park-Lane 2 (1-1)	Montague 1 (0-1)	Barnum 2 (2-0)	Powe 4 (4-0)	Gony 3 (2-1)	Rogers 2 (2-0)
	Powe 1 (1-0)		Rogers 4 (3-1)	Powe 3 (2-1)	Barnum 1 (0-1)
	Rogers 1 (1-0)		Brown-Hagger 2 (1-1)	Sheppard 1 (0-1)	Gony 1 (0-1)
			Gony 2 (2-0)	Rogers 1 (0-1)	Sheppard 1 (1-0)
			Barnum 1 (1-0)		

POINTS-REBOUNDS-ASSISTS

Table with columns for Opponent, Date, Score, and 14 individual player performance metrics (Rogers, Darrione; Gony, Nyayongah; Jordan, Jerkaila; Park-Lane, Lauren; Carter, Jessika; Barnum, Erynn; Sheppard, Mj; Powe, Debreasha; Brown-Haggen; Parker, Ramani; Montague, Quanirah). Rows list various opponents like Alcorn, Southeastern La., Jacksonville St., etc.

EXTENDED TEAM BOX SCORE

Extended team box score table with columns for No., Player, GP-GS, MIN, AVG, Total, 3-Point, F-Throw, Rebounds, and various advanced metrics like PF, DQ, A, A/G, TO, TO/G, A/TO, BLK, BLK/G, STL, STL/G, PTS, AVG.

EXTENDED TEAM BOX SCORE - SEC GAMES

Extended team box score table for SEC games with columns for No., Player, GP-GS, MIN, AVG, Total, 3-Point, F-Throw, Rebounds, and various advanced metrics like PF, DQ, A, A/G, TO, TO/G, A/TO, BLK, BLK/G, STL, STL/G, PTS, AVG.

CATEGORY LEADERS

Points

##	Player	G	Pts	Pts/G
2	Jordan, Jerkaila	27	449	16.6
4	Carter, Jessika	24	356	14.8
21	Powe, Debreasha	26	250	9.6
3	Park-Lane, Lauren	27	250	9.3
5	Barnum, Erynn	25	247	9.9
0	Rogers, Darrione	27	212	7.9
14	Sheppard, Mjracle	27	140	5.2
24	Montague, Quanirah	24	71	3.0
22	Brown-Hagger, Jasmine	25	44	1.8
1	Gony, Nyayongah	17	34	2.0
23	Parker, Ramani	2	6	3.0

Scoring Average

##	Player	G	Pts	Pts/G
2	Jordan, Jerkaila	27	449	16.6
4	Carter, Jessika	24	356	14.8
5	Barnum, Erynn	25	247	9.9
21	Powe, Debreasha	26	250	9.6
3	Park-Lane, Lauren	27	250	9.3
0	Rogers, Darrione	27	212	7.9
14	Sheppard, Mjracle	27	140	5.2
23	Parker, Ramani	2	6	3.0
24	Montague, Quanirah	24	71	3.0
1	Gony, Nyayongah	17	34	2.0
22	Brown-Hagger, Jasmine	25	44	1.8

Field Goal Percentage

##	Player	FG	Att	Pct
23	Parker, Ramani	3	5	.600
4	Carter, Jessika	153	288	.531
24	Montague, Quanirah	30	59	.508
5	Barnum, Erynn	89	179	.497
14	Sheppard, Mjracle	53	116	.457
2	Jordan, Jerkaila	171	375	.456
21	Powe, Debreasha	87	203	.429
3	Park-Lane, Lauren	92	226	.407
1	Gony, Nyayongah	13	32	.406
0	Rogers, Darrione	64	167	.383
22	Brown-Hagger, Jasmine	17	55	.309

Field Goal Attempts

##	Player	G	Att	Att/G
2	Jordan, Jerkaila	27	375	13.9
4	Carter, Jessika	24	288	12.0
3	Park-Lane, Lauren	27	226	8.4
21	Powe, Debreasha	26	203	7.8
5	Barnum, Erynn	25	179	7.2

Field Goals Made

##	Player	G	Made	Made/G
2	Jordan, Jerkaila	27	171	6.3
4	Carter, Jessika	24	153	6.4
3	Park-Lane, Lauren	27	92	3.4
5	Barnum, Erynn	25	89	3.6
21	Powe, Debreasha	26	87	3.3

3-Point FG Percentage

##	Player	3FG	Att	Pct
21	Powe, Debreasha	53	131	.405
0	Rogers, Darrione	43	113	.381
1	Gony, Nyayongah	4	11	.364
3	Park-Lane, Lauren	26	75	.347
2	Jordan, Jerkaila	32	93	.344
22	Brown-Hagger, Jasmine	3	17	.176
5	Barnum, Erynn	2	12	.167
14	Sheppard, Mjracle	1	8	.125

3-Point FG Attempts

##	Player	G	Att	Att/G
21	Powe, Debreasha	26	131	5.0
0	Rogers, Darrione	27	113	4.2
2	Jordan, Jerkaila	27	93	3.4
3	Park-Lane, Lauren	27	75	2.8
22	Brown-Hagger, Jasmine	25	17	0.7

3-Point FG Made

##	Player	G	Made	Made/G
21	Powe, Debreasha	26	53	2.0
0	Rogers, Darrione	27	43	1.6
2	Jordan, Jerkaila	27	32	1.2
3	Park-Lane, Lauren	27	26	1.0
1	Gony, Nyayongah	17	4	0.2

CATEGORY LEADERS

Free Throw Percentage

##	Player	Made	Att	Pct
22	Brown-Hagger, Jasmine	7	7	1.000
0	Rogers, Darrione	41	47	.872
2	Jordan, Jerkaila	75	95	.789
21	Powe, Debreasha	23	30	.767
5	Barnum, Erynn	67	96	.698
14	Sheppard, Mjracle	33	49	.673
3	Park-Lane, Lauren	40	61	.656
4	Carter, Jessika	50	77	.649
1	Gony, Nyayongah	4	7	.571
24	Montague, Quanirah	11	21	.524

Free Throw Attempts

##	Player	G	Att	Att/G
5	Barnum, Erynn	25	96	3.8
2	Jordan, Jerkaila	27	95	3.5
4	Carter, Jessika	24	77	3.2
3	Park-Lane, Lauren	27	61	2.3
14	Sheppard, Mjracle	27	49	1.8

Free Throws Made

##	Player	G	Made	Made/G
2	Jordan, Jerkaila	27	75	2.8
5	Barnum, Erynn	25	67	2.7
4	Carter, Jessika	24	50	2.1
0	Rogers, Darrione	27	41	1.5
3	Park-Lane, Lauren	27	40	1.5

Rebounds

##	Player	G	Reb	Reb/G
4	Carter, Jessika	24	237	9.9
2	Jordan, Jerkaila	27	168	6.2
5	Barnum, Erynn	25	159	6.4
0	Rogers, Darrione	27	95	3.5
21	Powe, Debreasha	26	82	3.2

Assists

##	Player	G	Ast	Ast/G
3	Park-Lane, Lauren	27	165	6.1
2	Jordan, Jerkaila	27	69	2.6
0	Rogers, Darrione	27	69	2.6
14	Sheppard, Mjracle	27	53	2.0
5	Barnum, Erynn	25	31	1.2

Rebounds Average

##	Player	G	Reb	Reb/G
4	Carter, Jessika	24	237	9.9
5	Barnum, Erynn	25	159	6.4
2	Jordan, Jerkaila	27	168	6.2
23	Parker, Ramani	2	11	5.5
0	Rogers, Darrione	27	95	3.5

Steals

##	Player	G	Stl	Stl/G
2	Jordan, Jerkaila	27	62	2.3
14	Sheppard, Mjracle	27	41	1.5
3	Park-Lane, Lauren	27	23	0.9
21	Powe, Debreasha	26	21	0.8
5	Barnum, Erynn	25	17	0.7

Offensive Rebounds

##	Player	G	OReb	OReb/G
4	Carter, Jessika	24	83	3.5
5	Barnum, Erynn	25	61	2.4
2	Jordan, Jerkaila	27	46	1.7
14	Sheppard, Mjracle	27	37	1.4
24	Montague, Quanirah	24	28	1.2

Blocked Shots

##	Player	G	Blk	Blk/G
4	Carter, Jessika	24	43	1.8
24	Montague, Quanirah	24	24	1.0
2	Jordan, Jerkaila	27	20	0.7
5	Barnum, Erynn	25	17	0.7
21	Powe, Debreasha	26	17	0.7

Defensive Rebounds

##	Player	G	DReb	DReb/G
4	Carter, Jessika	24	154	6.4
2	Jordan, Jerkaila	27	122	4.5
5	Barnum, Erynn	25	98	3.9
0	Rogers, Darrione	27	83	3.1
21	Powe, Debreasha	26	69	2.7

Minutes

##	Player	G	Min	Min/G
3	Park-Lane, Lauren	27	854	31:39
2	Jordan, Jerkaila	27	849	31:26
4	Carter, Jessika	24	759	31:37
21	Powe, Debreasha	26	694	26:41
5	Barnum, Erynn	25	614	24:35

CATEGORY LEADERS

Fouls

##	Player	G	PF	PF/G
4	Carter, Jessika	24	61	2.5
2	Jordan, Jerkaila	27	57	2.1
14	Sheppard, Mjracle	27	45	1.7
5	Barnum, Erynn	25	38	1.5
3	Park-Lane, Lauren	27	35	1.3

Turnovers

##	Player	G	TO	TO/G
3	Park-Lane, Lauren	27	67	2.5
2	Jordan, Jerkaila	27	63	2.3
4	Carter, Jessika	24	53	2.2
0	Rogers, Darrione	27	45	1.7
5	Barnum, Erynn	25	41	1.6

Foul Outs

##	Player	G	FO
2	Jordan, Jerkaila	27	3
4	Carter, Jessika	24	1
0	Rogers, Darrione	27	1
14	Sheppard, Mjracle	27	1

LEAD BREAKDOWN

	FIRST HALF			SECOND HALF/OT			FINAL			LARGEST			TIME			BEST RUN	
	MSU	OPP	MAR.	MSU	OPP	MAR.	MSU	OPP	MAR.	LEAD	DEFICIT	TIMES TIED	LEAD CHANGES	LED	TRAILED		TIED
Alcorn St. 11/6	41	16	+25	36	26	+10	77	42	+35	40 (4th, 8:47)	-	0	0	39:49	-	0:11	15 (1st, 5:00)
Southeastern La. 11/10	27	26	+1	40	20	+20	67	46	+21	25 (4th, 3:30)	6 (1st, 5:37)	3	3	21:15	13:53	4:52	12 (3rd, 5:42)
Jacksonville St. 11/12	33	21	+12	51	24	+27	84	45	+39	44 (4th, 2:39)	-	0	0	39:17	-	0:43	20 (3rd, 6:11)
New Orleans 11/15	43	10	+33	44	16	+28	87	26	+61	61 (4th, 1:27)	-	0	0	38:27	-	1:33	16 (2nd, 7:41)
at Belmont 11/19	29	26	+3	34	36	-2	63	62	+1	11 (2nd, 7:23)	3 (4th, 1:42)	5	2	36:08	2:20	1:32	10 (2nd, 7:23)
vs. Clemson 11/24	39	38	+1	42	40	+2	81	78	+3	10 (4th, 9:04)	5 (2nd, 9:32)	8	11	27:44	8:23	3:53	11 (2nd, 2:24)
vs. Arkansas-Pine Bluff 11/25	43	33	+10	34	35	-1	77	68	+9	12 (3rd, 9:35)	6 (1st, 7:17)	4	5	29:18	8:13	2:29	8 (2nd, 3:28)
vs. Tulsa 11/26	50	32	+18	52	26	+26	102	58	+44	44 (4th, 0:42)	3 (1st, 7:58)	2	1	37:13	0:31	2:16	14 (3rd, 6:09)
Miami (Fla.) 11/29	37	34	+3	31	40	-9	68	74	-6	9 (1st, 6:35)	8 (4th, 0:17)	5	11	19:51	15:45	4:24	8 (1st, 7:41)
at Chattanooga 12/3	32	26	+6	21	33	-12	53	59	-6	11 (3rd, 8:20)	8 (4th, 0:35)	2	6	29:08	8:35	2:17	6 (2nd, 9:34)
Kennesaw St. 12/11	44	23	+21	47	27	+20	91	50	+41	41 (4th, 0:42)	-	1	0	39:29	-	0:31	14 (4th, 6:41)
Jackson St. 12/14	44	33	+11	38	39	-1	82	72	+10	13 (3rd, 1:09)	4 (1st, 8:53)	2	1	36:02	1:28	1:30	9 (2nd, 7:16)
at Memphis 12/17	37	28	+9	44	35	+9	81	63	+18	18 (4th, 0:34)	2 (1st, 8:55)	1	3	37:48	0:38	1:34	10 (1st, 6:25)
at Colorado St. 12/20	37	38	-1	45	37	+8	82	75	+7	11 (1st, 5:16)	8 (3rd, 0:00)	3	4	20:15	15:31	4:14	8 (4th, 2:25)
Mississippi Valley St. 12/29	55	14	+41	44	21	+23	99	35	+64	66 (4th, 2:01)	-	0	0	39:15	-	0:45	17 (2nd, 9:15)
Vanderbilt 1/4	33	36	-3	33	35	-2	66	71	-5	7 (2nd, 5:52)	7 (1st, 6:57)	5	2	5:00	32:33	2:27	9 (2nd, 8:02)
at No. 1/1 South Carolina 1/7	34	44	-10	32	41	-9	66	85	-19	5 (1st, 3:57)	27 (4th, 3:20)	1	2	6:27	32:19	1:14	7 (2nd, 3:55)
at Arkansas 1/11	34	22	+12	32	41	-9	66	63	+3	15 (2nd, 2:41)	2 (4th, 3:40)	5	2	36:17	0:41	3:02	13 (2nd, 5:05)
Ole Miss 1/14	31	30	+1	38	27	+11	69	57	+12	12 (4th, 0:32)	4 (2nd, 8:36)	10	9	18:05	14:26	7:29	9 (2nd, 6:08)
Tennessee 1/18	37	30	+7	27	45	-18	64	75	-11	13 (2nd, 9:19)	13 (4th, 6:37)	0	1	24:36	15:05	0:19	6 (1st, 8:23)
at Florida 1/22	44	40	+4	45	37	+8	89	77	+12	12 (4th, 3:08)	-	6	0	38:05	-	1:55	9 (3rd, 7:48)
No. 9/9 LSU 1/29	35	40	-5	42	33	+9	77	73	+4	9 (4th, 6:46)	8 (1st, 7:29)	7	8	20:43	14:52	4:25	11 (1st, 4:52)
at Kentucky 2/1	29	22	+7	48	52	-4	77	74	+3	9 (3rd, 9:39)	6 (4th, 2:41)	7	7	28:39	10:12	1:09	9 (3rd, 3:38)
at Texas A&M 2/4	31	23	+8	43	40	+3	74	63	+11	13 (4th, 4:05)	9 (1st, 6:11)	3	4	21:45	15:09	3:06	11 (1st, 6:11)
Georgia 2/8	39	30	+9	37	27	+10	76	57	+19	22 (4th, 1:04)	3 (1st, 8:49)	2	4	37:10	1:55	0:55	9 (1st, 1:59)
Florida 2/11	32	50	-18	38	40	-2	70	90	-20	2 (1st, 8:26)	21 (2nd, 3:31)	2	1	0:16	37:24	2:20	7 (3rd, 5:52)
at Ole Miss 2/18	32	38	-6	39	37	+2	71	75	-4	8 (4th, 6:38)	12 (1st, 6:20)	5	2	13:42	28:53	2:25	8 (1st, 0:44)

SPECIALITY SCORING STATISTICS

	TURNOVERS				PAINT				SECOND CHANCE				FAST BREAK				BENCH			
	MSU	OPP	MAR.	1H/2H	MSU	OPP	MAR.	1H/2H	MSU	OPP	MAR.	1H/2H	MSU	OPP	MAR.	1H/2H	MSU	OPP	MAR.	1H/2H
Alcorn St. 11/6	21	13	+8	15/6	42	18	+24	20/22	33	5	+28	19/14	15	11	+4	6/9	22	12	+10	2/20
Southeastern La. 11/10	21	13	+8	9/12	24	14	+10	10/14	8	6	+2	2/6	9	3	+6	2/7	25	11	+14	8/17
Jacksonville St. 11/12	23	11	+12	7/16	50	12	+38	18/32	14	3	+11	4/10	15	7	+8	4/11	25	22	+3	6/19
New Orleans 11/15	30	2	+28	18/12	54	16	+38	30/24	17	6	+11	8/9	20	0	+20	15/5	25	16	+9	6/19
at Belmont 11/19	12	17	-5	8/4	42	30	+12	18/24	13	6	+7	5/8	3	4	-1	3/0	11	8	+3	9/2
vs. Clemson 11/24	19	5	+14	9/10	38	30	+8	20/18	10	4	+6	8/2	6	5	+1	2/4	16	19	-3	11/5
vs. Arkansas-Pine Bluff 11/25	10	9	+1	8/2	34	32	+2	16/18	24	7	+17	10/14	2	10	-8	2/0	9	17	-8	9/0
vs. Tulsa 11/26	19	4	+15	9/10	38	22	+16	18/20	18	12	+6	7/11	18	5	+13	4/14	22	17	+5	6/16
Miami (Fla.) 11/29	21	7	+14	13/8	22	32	-10	12/10	5	15	-10	5/0	18	9	+9	10/8	9	45	-34	3/6
at Chattanooga 12/3	12	19	-7	7/5	20	24	-4	10/10	7	2	+5	5/2	4	4	-	2/2	9	18	-9	5/4
Kennesaw St. 12/11	30	12	+18	21/9	52	30	+22	26/26	18	12	+6	8/10	21	8	+13	10/11	20	30	-10	3/17
Jackson St. 12/14	7	7	-	4/3	44	20	+24	26/18	28	13	+15	8/20	6	15	-9	4/2	6	34	-28	2/4
at Memphis 12/17	15	16	-1	9/6	50	24	+26	26/24	14	12	+2	8/6	11	7	+4	9/2	14	23	-9	12/2
at Colorado St. 12/20	6	12	-6	2/4	16	26	-10	2/14	16	0	+16	4/12	2	7	-5	0/2	12	9	+3	6/6
Mississippi Valley St. 12/29	29	7	+22	27/2	38	8	+30	16/22	15	4	+11	6/9	17	5	+12	10/7	32	17	+15	11/21
Vanderbilt 1/4	26	16	+10	17/9	28	26	+2	16/12	5	15	-10	5/0	12	6	+6	7/5	19	11	+8	8/11
at No. 1/1 South Carolina 1/7	11	11	-	6/5	40	40	-	22/18	16	15	+1	8/8	13	17	-4	7/6	13	26	-13	6/7
at Arkansas 1/11	8	0	+8	4/4	42	22	+20	22/20	10	12	-2	4/6	8	8	-	2/6	6	6	-	4/2
Ole Miss 1/14	12	13	-1	8/4	40	18	+22	22/18	9	16	-7	4/5	4	8	-4	4/0	10	9	+1	10/0
Tennessee 1/18	11	14	-3	6/5	30	36	-6	18/12	7	19	-12	5/2	12	14	-2	6/6	6	21	-15	4/2
at Florida 1/22	12	24	-12	7/5	48	28	+20	24/24	13	10	+3	2/11	12	12	-	6/6	19	49	-30	14/5
No. 9/9 LSU 1/29	23	27	-4	6/17	34	48	-14	20/14	7	10	-3	7/0	13	15	-2	4/9	35	6	+29	15/20
at Kentucky 2/1	9	22	-13	4/5	40	42	-2	16/24	18	9	+9	4/14	0	4	-4	0/0	14	32	-18	5/9
at Texas A&M 2/4	23	16	+7	13/10	36	34	+2	18/18	14	8	+6	7/7	12	12	-	4/8	21	6	+15	9/12
Georgia 2/8	17	14	+3	9/8	42	12	+30	18/24	8	3	+5	6/2	4	7	-3	0/4	14	4	+10	5/9
Florida 2/11	17	22	-5	4/13	34	42	-8	18/16	14	4	+10	6/8	10	25	-15	6/4	25	40	-15	10/15
at Ole Miss 2/18	8	11	-3	0/8	30	26	+4	14/16	10	18	-8	5/5	7	11	-4	3/4	13	6	+7	7/6

TOTALS	452	344	+108	250/202	1,008	712	+296	496/512	371	246	+125	170/201	274	239	+35	132/142	452	514	-62	196/256
AVERAGES	16.7	12.7	+4.0	9.3/7.5	37.3	26.4	+11.0	18.4/19.0	13.7	9.1	+4.6	6.3/7.4	10.1	8.9	+1.3	4.9/5.3	16.7	19.0	-2.3	7.3/9.5
W/L/T IN EACH STAT	14 (12-2) / 11 (7-4) / 2 (1-1)				19 (17-2) / 7 (3-4) / 1 (0-1)				20 (17-3) / 7 (3-4) / 0 (0-0)				11 (9-2) / 12 (8-4) / 4 (3-1)				14 (13-1) / 12 (7-5) / 1 (1-0)			

(Record In Games W/L/T)

TEAM SUPERLATIVES

MISSISSIPPI STATE HIGH	MISSISSIPPI STATE LOW		OPPONENT HIGH	OPPONENT LOW
102 vs. Tulsa 11/26	53 at Chattanooga 12/3	Points	90 vs. Florida 2/11	26 vs. New Orleans 11/15
34 (10) vs. Mississippi Valley St. 12/29	5 (30) vs. Tennessee 1/18	Quarter Points	26 (10) vs. Florida 2/11, (30) at Arkansas 1/11, (10) at No. 1/1 South Carolina 1/7, (30) at Colorado St. 12/20	4 (10) vs. New Orleans 11/15, (10) vs. Jacksonville St. 11/12
55 (34, 21) vs. Mississippi Valley St. 12/29	27 (18, 9) vs. Southeastern La. 11/10	First-Half Points	50 (26, 24) vs. Florida 2/11	10 (4, 6) vs. New Orleans 11/15
52 (26, 26) vs. Tulsa 11/26	21 (13, 8) at Chattanooga 12/3	Second-Half Points	45 (21, 24) vs. Tennessee 1/18	16 (5, 11) vs. New Orleans 11/15
11 at Kentucky 2/1	8 at Ole Miss 2/18	Overtime Points	11 at Ole Miss 2/18	8 at Kentucky 2/1
36 vs. Kennesaw St. 12/11, vs. Tulsa 11/26, vs. New Orleans 11/15	19 at Chattanooga 12/3	Field Goals	36 vs. Florida 2/11	11 vs. New Orleans 11/15
75 at No. 1/1 South Carolina 1/7	46 at Chattanooga 12/3	Field Goal Attempts	76 at Memphis 12/17	48 at Chattanooga 12/3
57.7 (30-52) vs. Jacksonville St. 11/12	36.0 (27-75) at No. 1/1 South Carolina 1/7	Field Goal Percentage	61.0 (36-59) vs. Florida 2/11	17.2 (11-64) vs. New Orleans 11/15
84.6 (11-13) vs. No. 9/9 LSU 1/29	15.4 (30, 2-13) vs. Tennessee 1/18	Quarter Field Goal Percentage	75.0 (10, 9-12) vs. Florida 2/11	6.3 (10, 1-16) vs. New Orleans 11/15
53.6 (15-28) vs. Clemson 11/24	33.3 (11-33) vs. Southeastern La. 11/10	First-Half Field Goal Percentage	70.4 (19-27) vs. Florida 2/11	13.3 (4-30) vs. New Orleans 11/15
73.1 (19-26) vs. Jacksonville St. 11/12	33.3 (11-33) vs. Arkansas-Pine Bluff 11/25	Second-Half Field Goal Percentage	58.3 (14-24) vs. Clemson 11/24	17.1 (7-41) vs. Mississippi Valley St. 12/29
44.4 (4-9) at Kentucky 2/1	33.3 (3-9) at Ole Miss 2/18	Overtime Field Goal Percentage	37.5 (3-8) at Ole Miss 2/18	28.6 (2-7) at Kentucky 2/1
14 at Colorado St. 12/20, vs. Tulsa 11/26	2 at Arkansas 1/11, at Memphis 12/17	Three-Point Field Goals	11 vs. Florida 2/11, vs. Miami (Fla.) 11/29, vs. Clemson 11/24	1 vs. New Orleans 11/15
30 vs. Miami (Fla.) 11/29	6 at Memphis 12/17	Three-Point Field Goal Attempts	38 at Arkansas 1/11	12 vs. Ole Miss 1/14, vs. Kennesaw St. 12/11
57.1 (8-14) at Chattanooga 12/3	14.3 (2-14) at Arkansas 1/11	Three-Point Field Goal Percentage	50.0 (11-22) vs. Miami (Fla.) 11/29	6.3 (1-16) vs. New Orleans 11/15
24 vs. Mississippi Valley St. 12/29	6 vs. Georgia 2/8	Free Throws Made	20 at Ole Miss 2/18	2 vs. Jacksonville St. 11/12, vs. Alcorn St. 11/6
38 vs. Mississippi Valley St. 12/29	9 vs. Georgia 2/8	Free Throw Attempts	30 at Ole Miss 2/18	4 vs. Jacksonville St. 11/12
88.9 (16-18) vs. Tulsa 11/26	56.3 (9-16) at No. 1/1 South Carolina 1/7	Free Throw Percentage	100.0 (10-10) vs. Vanderbilt 1/4	28.6 (2-7) vs. Alcorn St. 11/6
29 vs. Alcorn St. 11/6	5 vs. Miami (Fla.) 11/29	Offensive Rebounds	21 at Memphis 12/17	1 at Colorado St. 12/20
44 vs. Mississippi Valley St. 12/29	16 vs. Clemson 11/24	Defensive Rebounds	31 vs. Miami (Fla.) 11/29	13 vs. Jacksonville St. 11/12
70 vs. Alcorn State 11/6	23 vs. Miami (Fla.) 11/29	Total Rebounds	49 at Ole Miss 2/18, vs. Miami (Fla.) 11/29	19 vs. Jacksonville St. 11/12
22 at Ole Miss 2/18, at Memphis 12/17	6 vs. Jackson St. 12/14, vs. Southeastern La. 11/10	Fouls	25 vs. Mississippi Valley St. 12/29	10 at Arkansas 1/11
27 vs. Georgia 2/8, vs. Kennesaw St. 12/11	8 at Chattanooga 12/3	Assists	19 vs. Jackson St. 12/14, vs. Clemson 11/24	4 vs. New Orleans 11/15
24 at Kentucky 2/1	3 vs. Tulsa 11/26	Turnovers	23 vs. Kennesaw St. 12/11	4 at Colorado St. 12/20
16 vs. Kennesaw St. 12/11	4 at Florida 1/22, at Arkansas 1/11, vs. Jackson St. 12/14, at Chattanooga 12/3, at Belmont 11/19	Steals	17 vs. No. 9/9 LSU 1/29	3 vs. Miami (Fla.) 11/29, vs. Tulsa 11/26
12 vs. Mississippi Valley St. 12/29, at Memphis 12/17, vs. New Orleans 11/15	0 at Colorado St. 12/20	Blocks	9 at Ole Miss 2/18	0 vs. New Orleans 11/15

INDIVIDUAL SUPERLATIVES

	MISSISSIPPI STATE	OPPONENT
Points	33 by Lauren Park-Lane at Colorado St. 12/20	31 by Leilani Correa at Florida 1/22
Points In A Quarter	14 (40) by Erynn Barnum at Texas A&M 2/4	14 (40) by Leilani Correa at Florida 1/22
Points In A Half	21 (2H) by Lauren Park-Lane at Colorado St. 12/20	22 (2H) by Leilani Correa at Florida 1/22
Field Goals Made	14 by Jessika Carter vs. Kennesaw St. 12/11	11 by Leilani Correa at Florida 1/22, by McKenna Hofschild at Colorado St. 12/20
Field Goals Attempted	25 by Lauren Park-Lane at Colorado St. 12/20	27 by Leilani Correa at Florida 1/22
Field Goal Percentage (Min. 5 Made)	87.5 by Jessika Carter (7-8) vs. Florida 2/11	100.0 by Faith Dut (5-5) vs. Florida 2/11
Three-Point Field Goals Made	10 by Lauren Park-Lane at Colorado St. 12/20	6 by Madison Griggs at Memphis 12/17
Three-Point Field Goals Attempted	17 by Lauren Park-Lane at Colorado St. 12/20	14 by Madison Griggs at Memphis 12/17
Three-Point Field Goals Percentage (Min. 3 Made)	100.0 by Jerkaila Jordan (3-3) vs. No. 9/9 LSU 1/29	100.0 by Kendal Cheeseman (3-3) at Belmont 11/19
Free Throws Made	11 by Erynn Barnum vs. Mississippi Valley St. 12/29	8 by Madison Scott at Ole Miss 2/18, by Jaiilyn Banks at Belmont 11/19
Free Throws Attempted	16 by Erynn Barnum vs. Mississippi Valley St. 12/29	13 by Madison Scott at Ole Miss 2/18
Free Throw Percentage (Min. 5 Made)	100.0 by Darrione Rogers (6-6) vs. Florida 2/11, by Jessika Carter (7-7) at Kentucky 2/1, by Erynn Barnum (5-5) at Colorado St. 12/20, by Jerkaila Jordan (5-5) vs. Arkansas Pine-Bluff 11/25, (6-6) vs. Jacksonville St. 11/12, by Mjracle Sheppard (6-6) vs. Jacksonville St. 11/12	100.0 by Kennedy Todd-Williams (6-6) at Ole Miss 2/18, by Maryam Dauda (5-5) at Arkansas 1/11, by MiLaysia Futwiley (5-5) at No. 1/1 South Carolina 1/7
Offensive Rebounds	11 by Jessika Carter vs. Jackson St. 12/14	10 by Angel Reese vs. LSU 1/29
Defensive Rebounds	13 by Jessika Carter at Arkansas 1/11	11 by Maryam Dauda at Arkansas 1/11
Total Rebounds	19 by Jessika Carter at Arkansas 1/11	18 by Angel Reese vs. LSU 1/29
Turnovers	8 by Jerkaila Jordan at Chattanooga 12/3	6 by Sh'Diamond McKnight vs. Mississippi Valley St. 12/29
Assists	10 by Darrione Rogers vs. Mississippi Valley St. 12/29/23, by Lauren Park-Lane vs. Miami (Fla.) 11/29, vs. Tulsa 11/26, vs. Clemson 11/25	10 by McKenna Hofschild at Colorado St. 12/20
Blocks	6 by Quanirah Montague vs. Mississippi Valley St. 12/29/23, by Jessika Carter at Memphis 12/17	5 by Angel Jackson vs. Jackson St. 12/14
Steals	7 by Mjracle Sheppard vs. Kennesaw St. 12/11	6 by Aneesah Morrow vs. LSU 1/29
Minutes Played (Regulation)	40 by Jessika Carter (40:00) vs. Jackson St. 12/14	40 by Saylor Poffenbarger (40:00) at Arkansas 1/11, by McKenna Hofschild (39:55) at Colorado St. 12/20, by Alasia Smith (40:00) at Memphis 12/17
Minutes Played (Including OT)	44 by Lauren Park-Lane (43:39) at Ole Miss 2/18	43 by Madison Scott (42:40) at Ole Miss 2/18, by Maddie Scherr (43:17) at Kentucky 2/1

STARTING LINEUP BREAKDOWNS

STARTING LINEUPS BY GAME

Alcorn St. 11/6	Park-Lane	Jordan	Powe	Barnum	Carter
Southeastern La. 11/10	Park-Lane	Jordan	Powe	Barnum	Parker
Jacksonville St. 11/12	Sheppard	Jordan	Powe	Barnum	Carter
New Orleans 11/15	Park-Lane	Jordan	Powe	Barnum	Carter
at Belmont 11/19	Park-Lane	Jordan	Powe	Barnum	Carter
vs. Clemson 11/24	Park-Lane	Jordan	Powe	Barnum	Carter
vs. Arkansas-Pine Bluff 11/25	Park-Lane	Jordan	Powe	Barnum	Carter
vs. Tulsa 11/26	Park-Lane	Jordan	Rogers	Powe	Barnum
Miami (Fla.) 11/29	Park-Lane	Jordan	Rogers	Powe	Gony
at Chattanooga 12/3	Park-Lane	Jordan	Rogers	Powe	Gony
Kennesaw St. 12/11	Park-Lane	Jordan	Powe	Barnum	Carter
Jackson St. 12/14	Park-Lane	Jordan	Powe	Barnum	Carter
at Memphis 12/17	Park-Lane	Jordan	Powe	Barnum	Carter
at Colorado St. 12/20	Park-Lane	Jordan	Powe	Barnum	Carter
Mississippi Valley St. 12/29	Park-Lane	Jordan	Rogers	Barnum	Carter
Vanderbilt 1/4	Park-Lane	Jordan	Powe	Barnum	Carter
at No. 1/1 South Carolina 1/7	Park-Lane	Jordan	Powe	Barnum	Carter
at Arkansas 1/11	Park-Lane	Jordan	Powe	Barnum	Carter
Ole Miss 1/14	Park-Lane	Jordan	Powe	Barnum	Carter
Tennessee 1/18	Park-Lane	Jordan	Powe	Barnum	Carter
at Florida 1/22	Park-Lane	Jordan	Powe	Barnum	Carter
No. 9/9 LSU 1/29	Park-Lane	Jordan	Powe	Barnum	Carter
at Kentucky 2/1	Park-Lane	Jordan	Powe	Barnum	Carter
at Texas A&M 2/4	Park-Lane	Jordan	Powe	Barnum	Carter
Georgia 2/8	Park-Lane	Jordan	Powe	Barnum	Carter
Florida 2/11	Park-Lane	Jordan	Powe	Barnum	Carter
at Ole Miss 2/18	Park-Lane	Jordan	Powe	Barnum	Carter

STARTING LINEUPS WIN/LOSS

(16-5)	Park-Lane	Jordan	Powe	Barnum	Carter
(1-0)	Park-Lane	Jordan	Rogers	Barnum	Carter
(1-0)	Park-Lane	Jordan	Powe	Barnum	Parker
(1-0)	Sheppard	Jordan	Powe	Barnum	Carter
(1-0)	Park-Lane	Jordan	Rogers	Powe	Barnum
(0-2)	Park-Lane	Jordan	Rogers	Powe	Gony

CAREER GAMES PLAYED

	23-24	CONSECUTIVE	CAREER
Lauren Park-Lane	27	32	147 (27 - MSU)
Jessika Carter	24	17	143
Erynn Barnum	25	17	139 (25 - MSU)
Darrione Rogers	27	117	117 (27 - MSU)
Jerkaila Jordan	27	116	116 (89 - MSU)
Ramani Parker	2	0	55 (24 - MSU)
Debreasha Powe	26	12	59
Nyayongah Gony	17	7	47 (25 - MSU)
Jasmine Brown-Hagger	25	8	25
Mjracle Sheppard	27	27	27
Quanirah Montague	24	15	24

CAREER GAMES STARTED

	23-24	CONSECUTIVE	CAREER
Lauren Park-Lane	26	24	146 (26 - MSU)
Jessika Carter	23	17	105
Erynn Barnum	25	17	72 (25 - MSU)
Darrione Rogers	4	0	74 (4 - MSU)
Jerkaila Jordan	27	116	116 (89 - MSU)
Ramani Parker	1	0	2 (2 - MSU)
Debreasha Powe	26	12	58
Nyayongah Gony	2	0	2 (2 - MSU)
Jasmine Brown-Hagger	0	0	0
Mjracle Sheppard	1	0	1
Quanirah Montague	0	0	0

STARTERS VS. BENCH POINT PRODUCTION

	MISSISSIPPI STATE		OPPONENT	
	STARTERS	BENCH	STARTERS	BENCH
Alcorn St. 11/6	55	22	30	12
Southeastern La. 11/10	42	25	35	11
Jacksonville St. 11/12	59	25	23	22
New Orleans 11/15	62	25	10	16
at Belmont 11/19	52	11	54	8
vs. Clemson 11/24	65	16	59	19
vs. Arkansas-Pine Bluff 11/25	68	9	51	17
vs. Tulsa 11/26	80	22	41	17
Miami (Fla.) 11/29	59	9	29	45
at Chattanooga 12/3	44	9	41	18
Kennesaw St. 12/11	71	20	20	30
Jackson St. 12/14	76	6	38	34
at Memphis 12/17	67	14	40	23
at Colorado St. 12/20	70	12	66	9
Mississippi Valley St. 12/29	67	32	18	17
Vanderbilt 1/4	47	19	60	11
at No. 1/1 South Carolina 1/7	53	13	59	26
at Arkansas 1/11	60	6	57	6
Ole Miss 1/14	59	10	48	9
Tennessee 1/18	58	6	54	21
at Florida 1/22	70	19	28	49
No. 9/9 LSU 1/29	42	35	67	6
at Kentucky 2/1	63	14	42	32
at Texas A&M 2/4	53	21	57	6
Georgia 2/8	62	14	53	4
Florida 2/11	45	25	50	40
at Ole Miss 2/18	58	13	69	6

TOTAL	1,607	452	1,199	514
AVERAGE	59.5	16.7	44.4	19.5

MISCELLANEOUS STATISTICS

JUMP BALLS CONTROLLED

Mississippi State.....	19 (15-4)
Opponents.....	8 (5-3)
Overtime.....	2 (1-1)

SCORING SUMMARY

	1ST	2ND	3RD	4TH	OT	TOTAL
Mississippi State	520 (+112)	482 (+87)	509 (+49)	529 (+99)	19 (-1)	2059 (+346)
Opponents	408	395	460	430	20	1713

WIN/LOSS MARGIN

	1	2	3	4	5	6	7	8	9	10-14	15-19	20+
Wins	1	-	3	1	-	-	1	-	1	4	2	7
Losses	-	-	-	1	1	2	-	-	-	1	1	1

LEADS AND DEFICITS

Largest Halftime Lead.....	41, (55-14) vs. Mississippi Valley St. 12/29
Largest Halftime Lead Blown.....	7, (37-30) vs. Tennessee 1/18
Largest Lead After First Quarter.....	29, (34-5) vs. Mississippi Valley St. 12/29
Largest Lead After Third Quarter.....	53, (68-15) vs. New Orleans 11/15
Largest Halftime Deficit.....	18, (32-50) vs. Florida 2/11
Largest Halftime Deficit Overcome.....	5, (35-40) vs. LSU 1/29
Largest 1st Half Lead.....	43, (55-12) vs. Mississippi Valley St. 12/29
Largest 1st Half Lead Blown.....	13, (25-12) vs. Tennessee 1/18
Largest 2nd Half Lead.....	66, (99-33) vs. Mississippi Valley St. 12/29
Largest 2nd Half Lead Blown.....	11, (41-30) at Chattanooga 12/3
Largest 1st Half Deficit.....	21, (23-44) vs. Florida 2/11
Largest 1st Half Deficit Overcome.....	9, (2-11) at Texas A&M 2/4
Largest 2nd Half Deficit.....	27, (54-81) at South Carolina 1/7
Largest 2nd Half Deficit Overcome.....	8, (56-64) at Colorado St. 12/20
Largest Overall Lead.....	66, (99-33) vs. Mississippi Valley St. 12/29
Largest Lead Blown.....	13, (25-12) vs. Tennessee 1/18
Largest Overall Deficit.....	27, (54-81) at South Carolina 1/7
Largest Overall Deficit Overcome.....	9, (2-11) at Texas A&M 2/4
Largest Margin of Victory.....	64, (99-35) vs. Mississippi Valley St. 12/29

HOME AND ROAD SPLITS

Field Goal% / Opp. Field Goal% At Home.....	46.8 (406-868) / 36.9 (321-871)
Field Goal% / Opp. Field Goal% On The Road.....	42.5 (272-640) / 38.8 (254-655)
Three-Point Field Goal% / Opp. Three-Point Field Goal% At Home.....	34.0 (84-247) / 28.0 (74-264)
Three-Point Field Goal% / Opp. Three-Point Field Goal% On The Road.....	34.2 (52-152) / 32.7 (73-223)
Free Throw% / Opp Free Throw% At Home.....	68.8 (181-263) / 63.4 (97-153)
Free Throw% / Opp Free Throw% On The Road.....	72.4 (126-174) / 68.0 (115-169)
Scoring Average / Opp. Scoring Average At Home.....	76.9 / 58.1
Scoring Average / Opp. Scoring Average On The Road.....	72.2 / 69.6

ATTENDANCE	GAMES	TOTAL	AVERAGE
Home.....	14	76,403	5,457
Away.....	10	39,755	3,976
Neutral.....	3	1,059	353

MISSISSIPPI STATE QUARTER BREAKDOWN

Most 1st Quarter Points.....	34, vs. Mississippi Valley St. 12/29
Most 2nd Quarter Points.....	25, at Florida 1/22, vs. Jackson St. 12/14
Most 3rd Quarter Points.....	30, vs. Jacksonville St. 11/23
Most 4th Quarter Points.....	31, at Texas A&M 2/4
Most Overtime Points.....	11, at Kentucky 2/1
Fewest 1st Quarter Points.....	10, at Kentucky 2/1
Fewest 2nd Quarter Points.....	9, vs. Southeastern La. 11/10
Fewest 3rd Quarter Points.....	5, vs. Tennessee 1/18
Fewest 4th Quarter Points.....	8, at Chattanooga 12/3
Fewest Overtime Points.....	8, at Ole Miss 2/18

OPPONENTS QUARTER BREAKDOWN

Most 1st Quarter Points.....	26, vs. Florida 2/11, at South Carolina 1/7
Most 2nd Quarter Points.....	24, vs. Florida 2/11
Most 3rd Quarter Points.....	26, at Arkansas 1/11, at Colorado St. 12/20
Most 4th Quarter Points.....	24, vs. Tennessee 1/18, vs. Miami (Fla.) 11/29
Most Overtime Points.....	12, at Ole Miss 2/18
Fewest 1st Quarter Points.....	4, vs. New Orleans 11/15; vs. Jacksonville St. 11/12
Fewest 2nd Quarter Points.....	6, at Texas A&M 2/4, vs. New Orleans 11/15
Fewest 3rd Quarter Points.....	5, vs. New Orleans 11/15
Fewest 4th Quarter Points.....	6, vs. Ole Miss 1/14
Fewest Overtime Points.....	8, at Kentucky 2/1

HALF BREAKDOWN

Most Mississippi State Half Points.....	55, (34, 21) vs. Mississippi Valley St. 12/29
Most Mississippi State 1st Half Points.....	55, (34, 21) vs. Mississippi Valley St. 12/29
Most Mississippi State 2nd Half Points.....	52, (26, 26) vs. Tulsa 11/26
Fewest Mississippi State Half Points.....	21, (13, 8) at Chattanooga 12/3
Fewest Mississippi State 1st Half Points.....	27, (18, 9) vs. Southeastern La. 11/10
Fewest Mississippi State 2nd Half Points.....	21, (13, 8) at Chattanooga 12/3
Most Opponent Half Points.....	50 (26, 24) vs. Florida 2/11
Most Opponent 1st Half Points.....	50 (26, 24) vs. Florida 2/11
Most Opponent 2nd Half Points.....	45, (21, 24) vs. Tennessee 1/18
Fewest Opponent Half Points.....	10, (4, 6) vs. New Orleans 11/15
Fewest Opponent 1st Half Points.....	10, (4, 6) vs. New Orleans 11/15
Fewest Opponent 2nd Half Points.....	16, (5, 11) vs. New Orleans 11/15

MISSISSIPPI STATE OFFENSIVE PRODUCTION (SHOOTING FROM THE FIELD)

20 FG%.....
30 FG%.....	at Arkansas (38.4), at Kentucky (37.3), vs. Alcorn St. (36.5), at South Carolina (36.0)
40 FG%.....	vs. Mississippi Valley St. (47.8), at Florida (47.1), vs. Florida (46.4)
.....	at Belmont (43.3), at Colorado St. (43.3), vs. Vanderbilt (43.1), vs. Tennessee (41.7), vs. Jackson St. (41.7),
.....	vs. Miami (Fla.) (41.4), vs. Arkansas-Pine Bluff (41.3), at Chattanooga (41.3), at Texas A&M (41.2),
.....	at Ole Miss (40.8), vs. Southeastern La. (40.0)
50 FG%.....	vs. Jacksonville St. (57.7), vs. New Orleans (57.1), vs. LSU (52.6), vs. Georgia (52.4), vs. Tulsa (51.4),
.....	vs. Ole Miss (50.0), vs. Clemson (50.0), vs. Kennesaw St. (50.0)
60 FG%.....

MISSISSIPPI STATE DEFENSIVE PRODUCTION (HOLDING OPPONENTS SHOOTING FROM THE FIELD)

10 FG%.....	vs. Mississippi Valley St. (18.8), vs. New Orleans (17.2)
20 FG%.....	at Memphis (28.9), vs. Alcorn St. (26.9)
30 FG%.....	at Texas A&M (39.7), vs. Jackson St. (39.2), vs. Georgia (39.0), vs. Ole Miss (38.6) vs. Tulsa (37.7),
.....	at Ole Miss (36.8), at Florida (36.0), vs. Southeastern La. (32.8), vs. Kennesaw St. (31.3), at Arkansas (30.9)
40 FG%.....	at Colorado St. (49.2), vs. Vanderbilt (49.1), vs. Miami (Fla.) (47.5), at South Carolina (47.1),
.....	at Kentucky (45.2), vs. LSU (44.6), at Chattanooga (43.8), at Belmont (43.1), vs. Tennessee (42.9),
.....	vs. Arkansas-Pine Bluff (42.6)
50 FG%.....	vs. Clemson (55.8)
60 FG%.....	vs. Florida (61.0)

THE LAST TIME...

A MISSISSIPPI STATE TEAM...

Won 30 Games In A Row	32, 11/10/17-3/3/18
Won 20 Games In A Row	32, 11/10/17-3/3/18
Won 10 Home Games In A Row	32, 3/17/17-2/10/19
Won 10 Road Games In A Row	14, 12/20/18-1/9/20
Lost Three Games In A Row	3, 1/1/23-1/8/23

Defeated A No. 1 Team	vs. No. 1 UConn 66-64, 3/31/17
Defeated A Top-10 Team	at No. 9 LSU 77-73, 1/29/24
Defeated A Top-25 Team	vs. No. 15 Kentucky 77-59, 3/7/20
Defeated A Top-25 Team At Home	vs. No. 15 Kentucky 77-59, 3/7/20
Defeated A Top-25 Team On The Road	at No. 23 Tennessee 72-55, 2/6/20

Overcame A 10-Point Deficit To Win	11, vs. Kentucky 1/22/23
Overcame A 10-Point Halftime Deficit To Win	11, at Auburn 2/21/20
Overcame A Five-Point Deficit In Fourth Quarter To Win	6, at Kentucky 2/1/24

Won An Overtime Game	at Kentucky, 77-74 (OT), 2/1/24
Lost An Overtime Game	at Ole Miss, 71-75 (OT), 2/18/24
Won A Double Overtime Game	vs. Tennessee, 91-90 (2OT), 2/6/23
Lost A Double Overtime Game	at Kentucky, 90-92 (2OT), 2/12/15

Scored 100 Points	102, vs. Tulsa 11/26/23
Scored 100 Points In Three Straight Games	4, 11/15/18-11/24/18
Scored 100 Points At Home	104, vs. Mississippi Valley St. 11/9/22
Scored 100 Points On The Road	103, at Washington 12/20/18
Scored 100 Points At Neutral Site	102, vs. Tulsa 11/26/23
Scored 90 Points	99, vs. Mississippi Valley St. 12/29/23
Scored 90 Points On The Road	92, at Auburn 2/21/20

Had Two Players Score 30 Points	Teaira McCowan [35], Victoria Vivians [30], vs. Oregon 12/13/17
Had Three Players Score 20 Points	Andra Espinoza-Hunter [24], Teaira McCowan [24], Bre'Amber Scott [20], vs. Arkansas 3/10/19
Had Two Players Score 20 Points In A Game	Jerkaila Jordan [21], Jessika Carter [20] at Florida 1/22/24

Made 50 Field Goals	53, vs. Judson College 2/24/86
Made 40 Field Goals	41, vs. Mississippi Valley St. 11/9/22
Attempted 80 Field Goals	87, vs. McNeese St. 12/1/21
Attempted 90 Field Goals	91 vs. Murray St. 11/15/19
Attempted 100 Field Goals	104, vs. Montevallo 11/19/79

Shot 60% from the field	62.9, vs. New Orleans 12/2/20
Shot 55% from the field	57.1, vs. New Orleans 11/15/23

Made 10 Three-Point Field Goals	14, at Colorado St. 12/20/23
Made 15 Three-Point Field Goals	18, vs. Troy 12/14/20
Attempted 30 Three-Point Field Goals	30, vs. Miami (Fla.) 11/29/23
Shot 55% From Three	57.1 (8-14), at Chattanooga 12/3/23
Shot 60% From Three	62.5 (5-8), at Ole Miss 3/1/20
Shot 65% From Three	68.8 (11-16), vs. Old Dominion 12/19/22

Made 25 Free Throws	25, vs. Grambling St. 12/4/22
Made 30 Free Throws	33, vs. Louisiana Tech 12/11/14
Attempted 30 Free Throws	38, vs. Mississippi Valley St. 12/29/23
Attempted 45 Free Throws	46, vs. Louisiana Tech 12/11/14

Had 65 Rebounds	69, vs. Southeastern La. 12/7/14
Had 70 Rebounds	70, vs. Alcorn St. 11/6/23
Had 75 Rebounds	78, vs. Judson College 2/24/86

Had 25 Assists	27, vs. Georgia 2/8/24
Had 35 Assists	37, vs. Memphis 1/3/80

Had 10 Blocked Shots	12, vs. Mississippi Valley St. 12/29/23
----------------------------	---

Had 15 Steals	16, vs. Kennesaw St. 12/11/23
Had 20 Steals	20, vs. Mississippi Valley St. 11/24/15
Had 30 Steals	30, vs. New Orleans 11/17/13

Had Four Freshmen Start A Single Game	4 at Vanderbilt 1/12/06
---	-------------------------

AN OPPONENT TEAM...

Scored 35 Points Or Less	35 vs. Mississippi Valley St. 12/29/23
Scored 30 Points Or Less	26 vs. New Orleans 11/15/23

Shot 60% From The Field	61.0% vs. Florida 2/11/24
Shot 55% From The Field	55.8% vs. Clemson 11/24/23
Shot Below 20% From The Field	18.8% vs. Mississippi Valley St. 12/29/23

Made 10 Or Fewer Field Goals	8 vs. Savannah St. 11/29/15
------------------------------------	-----------------------------

A MISSISSIPPI STATE PLAYER...

Scored 30 Points	33, Lauren Park-Lane at Colorado St. 12/20/23
Scored 40 Points	40, Rickea Jackson vs. McNeese St. 12/1/21
Scored 45 Points	47, Tan White vs. Vanderbilt 2/3/05

Scored In Double Figures In 100 Straight Games	125, LaToya Thomas 11/19/99-3/24/03
Scored In Double Figures In 10 Straight Games	17, Anastasia Hayes 12/1/21-2/3/22

Scored 30 Points In Two Straight Games	Tan White [38] vs. Arkansas, 3/3/05, and vs. Auburn 2/27/05
Scored 20 Points In Five Straight Games	6, Anastasia Hayes 1/27/22 - 2/15/22
Scored 20 Points In 10 Straight Games	12, LaToya Thomas 2/1/01-3/20/01

Had All Five Starters In Double Figures	vs. Tulsa 11/26/23
Had Six Players Scored In Double Figures	6 vs. Mississippi Valley St. 12/29/23
Had Five Players Scored In Double Figures In Two Straight Games	2, vs. Murray St. 11/15/19
.....	vs. Troy 11/18/19

Made 15 Field Goals	18, Rickea Jackson vs. McNeese St. 12/1/21
Made 20 Field Goals	20, LaToya Thomas vs. Tulsa 11/17/02

Made 10 Three-Point Field Goals	10, Lauren Park-Lane at Colorado St. 12/20/23
---------------------------------------	---

Made 10 Free Throws	11, Erynn Barnum vs. Mississippi Valley St. 12/29/23
Made 15 Free Throws	18, Jennifer Fambrough vs. Northwestern St. 12/19/98

Had 15 Rebounds	16, Jessika Carter at Florida 1/22/24
Had 20 Rebounds	21, Jessika Carter at Marquette 11/25/19
Had 25 Rebounds	25, Teaira McCowan vs. No. 3 Louisville 3/30/18

Had 10 Rebounds In Five Straight Games	7, Teaira McCowan 2/28/19-3/24/19
--	-----------------------------------

Had Four Players Record 10 Rebounds	Quanirah Montague, Jessika Carter, Erynn Barnum, Darrione Rogers vs. Mississippi Valley St. 2/29/23
---	--

Had 10 Offensive Rebounds	11, Jessika Carter vs. Jackson St. 12/14/23
Had 10 Defensive Rebounds	10, Jerkaila Jordan 2/4/24

Had 10 Assists	10, Darrione Rogers vs. Mississippi Valley St. 11/29/23
Had 15 Assists	17, Polly Branch vs. Bryan, 2/1/86

Blocked Five Shots	6, Quanirah Montague vs. Mississippi Valley St. 12/29/23
Blocked 10 Shots	10, Martha Alwal vs. Jacksonville St. 11/11/11

Had Seven Steals	7, Mjracle Sheppard vs. Kennesaw St. 12/11/23
------------------------	---

Had 20 Points And 10 Assists	Lauren Park-Lane, 20 points and 10 assists vs. Miami (Fla.) 11/29/23
------------------------------------	--

Had 15 Points And 15 Rebounds	Jessika Carter, 20 points and 16 rebounds at Florida 1/22/24
-------------------------------------	--

Had 20 Points And 20 Rebounds	Teaira McCowan, 26 points and 24 rebounds vs. No. 15 South Carolina 1/17/19
-------------------------------------	---

Had A Double-Double In Three Straight Games	3, Jessika Carter 12/11/23-12/17/23
---	-------------------------------------

Had A Double-Double In Five Straight Games	8, Teaira McCowan 2/28/19-3/29/19
--	-----------------------------------

Had Two Players Record A Double-Double	Jessika Carter, Jerkila Jordan at Florida 1/22/24
--	---

Had Three Players Record A Double-Double	Erynn Barnum, Jessika Carter, Quanirah Montague vs. Mississippi Valley St. 2/29/23
--	---

Had 10 Double-Doubles In A Season	11, Jessika Carter 2023-24
---	----------------------------

Had A Triple-Double	Darrione Rogers, 14 points, 12 rebounds, 10 assists vs. Mississippi Valley St. 12/29/23
---------------------------	---

MISSISSIPPI STATE'S RECORD WHEN

	2023-24	PURCELL ERA
Scoring First	12-3	25-10
Opponent Scores First	8-4	17-8
Leads At Halftime	18-3	38-4
Trails At Halftime	2-4	3-14
Is Tied At Halftime		1-0
Leads With 5 Minutes To Play (Regulation)	17-1	38-1
Trails With 5 Minutes To Play (Regulation)	1-6	1-16
Tied With 5 Minutes To Play (Regulation)	2-0	3-1
In Overtime	1-1	2-2
In Two Or More Overtimes		1-0
Outrebounds Opponent	16-2	37-4
Is Outrebounded	4-4	5-13
Is Tied In Rebounds	0-1	0-1
Commits Fewer Turnovers	9-2	22-6
Commits More Turnovers	9-5	18-12
Is Tied In Turnovers	2-0	2-0
Has More Free Throw Attempts	16-2	30-6
Opponent Has More Free Throw Attempts	4-4	12-11
Free Throws Are Tied	0-1	0-1
Shoots 50% Or Better	9-0	15-0
Shoots Less Than 50%	11-7	27-18
Opponent Shoots 50% Or Better	1-1	1-3
Opponent Shoots Less Than 50%	19-6	41-15
Shoots Better Field Goal % Than Opponent	17-1	38-3
Opponent Shoots Better Field Goal %	3-6	4-15
Field Goal % Is Tied		
Bench Outscores Opponents	12-2	30-5
Opponents Bench Outscores	7-5	11-12
Bench Points Are Tied	1-0	1-1
Scores Between 0-59 Points	0-1	0-6
Scores Between 60-69 Points	4-4	7-9
Scores Between 70-79 Points	6-2	16-3
Scores Between 80-89 Points	7-0	13-0
Scores 90 Or More Points	3-0	6-0
Opponent Scores Between 0-59 Points	9-1	25-3
Opponent Scores Between 60-69 Points	5-0	8-3
Opponent Scores Between 70-79 Points	6-4	8-9
Opponent Scores Between 80-89 Points	0-1	0-2
Opponent Scores 90 Or More Points	0-1	1-1
On Monday	4-0	6-1
On Tuesday		1-0
On Wednesday	2-1	5-1
On Thursday	4-2	9-6
On Friday	3-0	7-0
On Saturday	1-0	1-1
On Sunday	6-4	13-9
In November	8-1	14-3
In December	5-1	11-1
In January	4-3	7-8
In February	3-2	8-4
In March		2-2
In Non-Conference Home Games	7-1	15-1
In Non-Conference Road Games	3-1	3-3
In Neutral Site Games	3-0	8-2
In All Sec Games (SECT included)	7-5	16-13
In Sec Home Games	3-3	9-5
In Sec Road Games	4-2	7-7
In Sec Neutral Games (SECT)	0-0	0-1
Vs Ranked Opponents (AP)	1-1	1-4

MISSISSIPPI STATE IN THE POLLS

ASSOCIATED PRESS (AP) TOP 25 POLL - FEB. 19

RANK	SCHOOL	REC.	PTS.	PREV.
1	South Carolina (35)	25-0	875	1
2	Ohio State	22-3	824	2
3	Stanford	23-3	804	3
4	Iowa	23-3	742	4
5	Texas	24-3	730	5
6	NC State	23-3	714	6
7	USC	20-4	654	10
8	Virginia Tech	22-4	593	12
9	Oregon State	21-4	554	11
10	Kansas State	22-4	520	7
11	Colorado	20-5	519	8
12	UCLA	20-5	497	9
13	LSU	22-4	465	13
14	Indiana	21-4	446	14
15	UConn	23-5	423	15
16	Gonzaga	26-2	326	17
17	Syracuse	22-4	272	19
18	Utah	19-7	246	22
19	Notre Dame	18-6	242	16
20	Louisville	21-6	228	18
21	Creighton	21-4	201	20
22	West Virginia	22-3	172	24
23	Oklahoma	18-7	94	23
24	Baylor	19-6	88	21
25	Princeton	20-3	66	25

OTHERS RECEIVING VOTES: UNLV 41, Fairfield 28, North Carolina 4, Saint Joseph's 4, MISSISSIPPI ST. 2, Tennessee 1.

USA TODAY COACHES TOP 25 POLL - FEB. 20

RANK	SCHOOL	REC.	PTS.	PREV.
1	South Carolina (32)	25-0	800	1
2	Ohio State	22-3	761	2
3	Stanford	23-3	730	3
4	Iowa	23-3	697	4
5	Texas	24-3	659	5
6	NC State	23-3	637	7
7	USC	20-4	584	10
8	Virginia Tech	22-4	527	13
9	Kansas State	22-4	511	6
10	LSU	22-4	510	11
11	Colorado	20-5	466	8
12	UCLA	20-5	434	9
13	UConn	23-5	433	14
14	Oregon State	21-4	394	15
15	Gonzaga	26-2	383	16
16	Indiana	21-4	348	12
17	Syracuse	22-4	265	20
18	Notre Dame	19-6	243	17
19	Utah	19-7	207	22
20	Louisville	21-6	202	18
21	Creighton	21-4	177	19
22	West Virginia	22-3	154	23
23	Princeton	20-3	96	24
24	Baylor	19-6	72	21
25	Oklahoma	18-7	44	25

OTHERS RECEIVING VOTES: UNLV 30, Saint Joseph's 15, Fairfield 5, Ball State 5, Tennessee 4, Michigan State 3, Richmond 2, Florida State 1, Duke 1

WEEK-BY-WEEK RANKINGS

ASSOCIATED PRESS (AP) POLL

WEEK	DATE	RANK	PTS.
1	Oct. 17	25	54
2	Nov. 13	RV	51
3	Nov. 20	25	55
4	Nov. 27	21	181
5	Dec. 4	RV	12
6	Dec. 11	RV	3
7	Dec. 18	RV	6
8	Dec. 25	RV	6
9	Jan. 1	RV	3
10	Jan. 8	NR	-
11	Jan. 15	NR	-
12	Jan. 22	NR	-
13	Jan. 29	RV	-
14	Feb. 5	RV	-
15	Feb. 12	RV	-
16	Feb. 19	RV	-

USA TODAY COACHES POLL

WEEK	DATE	RANK	PTS.
1	Oct. 17	RV	67
2	Nov. 14	RV	35
3	Nov. 21	RV	39
4	Nov. 28	21	131
5	Dec. 5	RV	11
6	Dec. 12	RV	-
7	Dec. 19	RV	-
8	Dec. 26	NR	-
9	Jan. 2	NR	-
10	Jan. 9	NR	-
11	Jan. 16	NR	-
12	Jan. 23	NR	-
13	Jan. 30	RV	-
14	Feb. 6	RV	-
15	Feb. 13	NR	-
16	Feb. 20	NR	-

NET RANKINGS BY THE NUMBERS (AS OF FEB. 20)

CURRENT NET RANKING - 34

Average NET Win	145
Average NET Loss	50
vs. Top 100	10-7
vs. NET (1-25)	1-1
Home	1-0
Away	0-1
Neutral	0-0
vs. NET (26-50)	2-3
Home	1-2
Away	1-1
Neutral	0-0
Remaining - at Alabama 2/25 (Net. 29)	
vs. NET (51-100)	7-3
Home	2-2
Away	4-1
Neutral	1-0
Remaining - at Auburn 2/29 (Net. 54), Missouri 3/3 (Net. 73)	
vs. NET (101+)	10-0
Home	6-0
Away	2-0
Neutral	2-0
Remaining - vs. Kentucky 2/22 (Net. 157)	

SEC WOMEN'S BASKETBALL CONFERENCE STANDINGS / WEEKLY SCHEDULE (AS OF FEB. 20)

THIS WEEK IN THE SEC

February 22 (Thursday)		
*Missouri at Florida	SECN+	6 pm ET
*Auburn at LSU	SEC Network	8 pm CT
*Georgia at Ole Miss	SECN+	6:30 pm CT
*Kentucky at Mississippi State	SECN+	6:30 pm CT
*Alabama at South Carolina	SEC Network	7 pm ET
*Arkansas at Texas A&M	SECN+	7 pm CT
February 25 (Sunday)		
*Mississippi State at Alabama	SEC Network	4 pm CT
*Vanderbilt at Arkansas	SECN+	2 pm CT
*Texas A&M at Auburn	SECN+	2 pm CT
*Florida at Georgia	SEC Network	1 pm ET
*South Carolina at Kentucky	SEC Network	3 pm ET
*LSU at Tennessee	ESPN	12 pm ET
February 26 (Monday)		
*Ole Miss at Missouri	SEC Network	6 pm CT

CONFERENCE STANDINGS

	CONFERENCE				OVERALL					Streak	vs. T10	vs. T25
	W-L	Pct.	H	A	W-L	Pct.	H	A	N			
South Carolina	12-0	1.000	6-0	6-0	25-0	1.000	13-0	10-0	2-0	W25	4-0	6-0
LSU	9-3	.750	5-1	4-2	22-4	.846	14-1	6-2	2-1	W4	1-1	1-2
Tennessee	9-4	.692	5-1	4-3	16-9	.640	10-3	5-4	1-2	W1	0-1	1-5
Ole Miss	8-4	.667	4-2	4-2	18-7	.720	9-4	6-3	3-0	W2	0-2	0-3
Alabama	7-5	.583	3-3	4-2	20-7	.741	13-3	5-3	2-1	W1	0-1	1-2
Mississippi State	7-5	.583	3-3	4-2	20-7	.741	10-4	7-3	3-0	L2	1-1	1-1
Arkansas	6-6	.500	4-2	2-4	18-9	.667	10-4	4-4	4-1	W1	0-2	1-2
Vanderbilt	6-7	.462	2-5	4-2	19-8	.704	11-5	6-3	2-0	L1	0-2	0-3
Texas A&M	5-7	.417	2-4	3-3	17-8	.680	11-4	5-4	1-0	L2	0-2	0-3
Auburn	5-7	.417	4-2	1-5	16-9	.640	12-3	4-6	0-0	L1	1-1	1-1
Florida	4-8	.333	3-3	1-5	13-11	.542	7-4	3-7	3-0	L2	0-2	0-3
Kentucky	3-9	.250	3-3	0-6	10-16	.385	10-5	0-8	0-3	W1	0-3	0-6
Missouri	2-10	.167	1-5	1-5	11-14	.440	8-5	2-7	1-2	L7	0-3	1-4
Georgia	2-10	.167	2-4	0-6	11-14	.440	7-6	1-7	3-1	L3	0-1	0-1

BOX SCORES

1

#25/RV MISSISSIPPI STATE 77, ALCORN ST. 42

Nov. 6, 2023 | Starkville, Miss. | Humphrey Coliseum | 4,452



Official Basketball Box Score - Final
Alcorn State at Mississippi St.
11/06/23 Humphrey Coliseum, Starkville
2023-24 Women's Basketball

Game Time: 6:32 PM
Game Duration: 2:34
Attendance: 4,452

Box score table for game 1, Alcorn State vs Mississippi State. Includes player stats for 30 players and team totals.

Box score table for game 2, Mississippi State vs 77. Includes player stats for 24 players and team totals.

Summary statistics for game 2, including ASU and MSU points, turnovers, and shooting percentages.

2

#25/RV MISSISSIPPI STATE 67, SOUTHEASTERN LA. 46

Nov. 10, 2023 | Starkville, Miss. | Humphrey Coliseum | 4,531



Official Basketball Box Score - Final
Southeastern La. at Mississippi St.
11/10/23 Humphrey Coliseum, Starkville
2023-24 Women's Basketball

Game Time: 6:32 PM
Game Duration: 1:45
Attendance: 4,531

Box score table for game 3, Southeastern Louisiana vs Mississippi State. Includes player stats for 24 players and team totals.

Box score table for game 4, Mississippi State vs 67. Includes player stats for 24 players and team totals.

Summary statistics for game 4, including SLU and MSU points, turnovers, and shooting percentages.

3

#25/RV MISSISSIPPI STATE 84, JACKSONVILLE ST. 45

Nov. 12, 2023 | Starkville, Miss. | Humphrey Coliseum | 4,354



Official Basketball Box Score - Final
Jacksonville St. at Mississippi St.
11/12/23 Humphrey Coliseum, Starkville
2023-24 Women's Basketball

Game Time: 2:02 PM
Game Duration: 1:46
Attendance: 4,354

Box score table for game 5, Jacksonville State vs Mississippi State. Includes player stats for 35 players and team totals.

Box score table for game 6, Mississippi State vs 84. Includes player stats for 14 players and team totals.

Summary statistics for game 6, including JSU and MSU points, turnovers, and shooting percentages.

4

RV/RV MISSISSIPPI STATE 87, NEW ORLEANS 26

Nov. 15, 2023 | Starkville, Miss. | Humphrey Coliseum | 6,427



Official Basketball Box Score - Final
New Orleans at Mississippi St.
11/15/23 Humphrey Coliseum, Starkville
2023-24 Women's Basketball

Game Time: 11:02 AM
Game Duration: 1:41
Attendance: 6,427

Box score table for game 7, New Orleans vs Mississippi State. Includes player stats for 14 players and team totals.

Box score table for game 8, Mississippi State vs 87. Includes player stats for 14 players and team totals.

Summary statistics for game 8, including UNO and MSU points, turnovers, and shooting percentages.

BOX SCORES

13

#21/21 MISSISSIPPI STATE 81, MEMPHIS 63

Dec. 17, 2023 | Memphis, Tenn. | Elma Roane Fieldhouse | 1,636



Game Time: 2:00 PM
Game Duration: 2:06
Attendance: 1,636

Official Basketball Box Score - Final
Mississippi St. at Memphis
12/17/23 Elma Roane Fieldhouse, Memphis, Tenn.
2023-24 Women's Basketball

Officials: Katie Lukanich, Jeffrey Smith, Ed Sidasky

Mississippi St. - 81
Record: 11-2
Table with columns for NO. Name, Min, FG, 3P, FT, Rebounds, Fouls, TP, AS, TO, ST, Blocks, +/-

Shooting By Period
Table with columns for 1st FG%, 3PT%, FT%, 2nd FG%, 3PT%, FT%, 3rd FG%, 3PT%, FT%, 4th FG%, 3PT%, FT%, GM FG%, 3PT%, FT%

Memphis - 63
Record: 4-7
Table with columns for NO. Name, Min, FG, 3P, FT, Rebounds, Fouls, TP, AS, TO, ST, Blocks, +/-

Shooting By Period
Table with columns for 1st FG%, 3PT%, FT%, 2nd FG%, 3PT%, FT%, 3rd FG%, 3PT%, FT%, 4th FG%, 3PT%, FT%, GM FG%, 3PT%, FT%

MSU MEM
Biggest lead 18 (4th 0:34) 2 (1st 8:55)
Best Scoring Run 10 (1st 6:25) 6 (4th 3:02)
Lead Changes 3
Times Tied 1
Time with Lead 37:48 00:38

Points from Turnovers 15 16
Paint 50 24
Second Chance 14 12
Fast Breaks 11 7
Bench 14 23
Period by Period Scoring
1st 2nd 3rd 4th TOT
MSU 22 15 17 27 81
MEM 13 15 17 18 63

14

RV/RV MISSISSIPPI STATE 82, COLORADO ST. 75

Dec. 20, 2023 | Fort Collins, Colo. | Moby Arena | 2,126



Game Time: 5:30 PM
Game Duration: 1:33
Attendance: 2,126

Official Basketball Box Score - Final
Mississippi State at Colorado State
12/20/23 Moby Arena, Fort Collins
2023-24 Colorado State Women's Basketball

Officials: Lisa Jones, Roy Gubeyan, Nicole Leon

Mississippi State - 82
Record: 12-2
Table with columns for NO. Name, Min, FG, 3P, FT, Rebounds, Fouls, TP, AS, TO, ST, Blocks, +/-

Shooting By Period
Table with columns for 1st FG%, 3PT%, FT%, 2nd FG%, 3PT%, FT%, 3rd FG%, 3PT%, FT%, 4th FG%, 3PT%, FT%, GM FG%, 3PT%, FT%

Colorado State - 75
Record: 9-2
Table with columns for NO. Name, Min, FG, 3P, FT, Rebounds, Fouls, TP, AS, TO, ST, Blocks, +/-

Shooting By Period
Table with columns for 1st FG%, 3PT%, FT%, 2nd FG%, 3PT%, FT%, 3rd FG%, 3PT%, FT%, 4th FG%, 3PT%, FT%, GM FG%, 3PT%, FT%

MSU CSU
Biggest lead 11 (1st 5:16) 8 (3rd 0:00)
Best Scoring Run 8 (4th 2:25) 9 (1st 3:03)
Lead Changes 4
Times Tied 3
Time with Lead 20:15 15:31

Points from Turnovers 6 12
Paint 16 26
Second Chance 16 0
Fast Breaks 2 7
Bench 12 9
Period by Period Scoring
1st 2nd 3rd 4th TOT
MSU 21 16 19 26 82
CSU 19 16 26 11 75

15

RV/- MISSISSIPPI STATE 99, MISSISSIPPI VALLEY ST. 35

Dec. 29, 2023 | Starkville, Miss. | Humphrey Coliseum | 4,772



Game Time: 6:32 PM
Game Duration: 1:53
Attendance: 4,772

Official Basketball Box Score - Final
Mississippi Val. at Mississippi St.
12/29/23 Humphrey Coliseum, Starkville
2023-24 Women's Basketball

Officials: Kevin Pethel, Michael McConnell, Reynwa Seales

Mississippi Val. - 35
Record: 1-11
Table with columns for NO. Name, Min, FG, 3P, FT, Rebounds, Fouls, TP, AS, TO, ST, Blocks, +/-

Shooting By Period
Table with columns for 1st FG%, 3PT%, FT%, 2nd FG%, 3PT%, FT%, 3rd FG%, 3PT%, FT%, 4th FG%, 3PT%, FT%, GM FG%, 3PT%, FT%

Mississippi St. - 99
Record: 13-2
Table with columns for NO. Name, Min, FG, 3P, FT, Rebounds, Fouls, TP, AS, TO, ST, Blocks, +/-

Shooting By Period
Table with columns for 1st FG%, 3PT%, FT%, 2nd FG%, 3PT%, FT%, 3rd FG%, 3PT%, FT%, 4th FG%, 3PT%, FT%, GM FG%, 3PT%, FT%

MVS MSU
Biggest lead 0 (1st 10:00) 66 (4th 2:01)
Best Scoring Run 4 (3rd 1:47) 17 (2nd 9:14)
Lead Changes 0
Times Tied 0
Time with Lead 00:00 39:15

Points from Turnovers 7 29
Paint 8 38
Second Chance 4 15
Fast Breaks 5 17
Bench 17 32
Period by Period Scoring
1st 2nd 3rd 4th TOT
MVS 5 9 11 10 35
MSU 34 21 22 22 99

16

RV/- MISSISSIPPI STATE 66, RV/RV VANDERBILT 71

Jan. 4, 2024 | Starkville, Miss. | Humphrey Coliseum | 4,261



Game Time: 6:32 PM
Game Duration: 1:47
Attendance: 4,261

Official Basketball Box Score - Final
Vanderbilt at Mississippi St.
01/04/24 Humphrey Coliseum, Starkville
2023-24 Women's Basketball

Officials: Wilam Smith, Margaret Tieman, Salf Esho

Vanderbilt - 71
Record: 14-1 (1-0)
Table with columns for NO. Name, Min, FG, 3P, FT, Rebounds, Fouls, TP, AS, TO, ST, Blocks, +/-

Shooting By Period
Table with columns for 1st FG%, 3PT%, FT%, 2nd FG%, 3PT%, FT%, 3rd FG%, 3PT%, FT%, 4th FG%, 3PT%, FT%, GM FG%, 3PT%, FT%

Mississippi St. - 66
Record: 13-3 (0-1)
Table with columns for NO. Name, Min, FG, 3P, FT, Rebounds, Fouls, TP, AS, TO, ST, Blocks, +/-

Shooting By Period
Table with columns for 1st FG%, 3PT%, FT%, 2nd FG%, 3PT%, FT%, 3rd FG%, 3PT%, FT%, 4th FG%, 3PT%, FT%, GM FG%, 3PT%, FT%

VAN MSU
Biggest lead 7 (1st 6:57) 7 (2nd 8:02)
Best Scoring Run 9 (2nd 1:18) 9 (2nd 8:02)
Lead Changes 2
Times Tied 5
Time with Lead 32:33 05:00

Points from Turnovers 16 26
Paint 26 28
Second Chance 15 5
Fast Breaks 6 12
Bench 11 19
Period by Period Scoring
1st 2nd 3rd 4th TOT
VAN 18 18 20 15 71
MSU 14 19 17 16 66

BOX SCORES

17 RV/- MISSISSIPPI STATE 66, #1/1 SOUTH CAROLINA 85

Jan. 7, 2024 | Columbia, S.C. | Colonial Life Arena | 15,751



Game Time: 1:00 PM
Game Duration: 1:59
Attendance: 15,751



Official Basketball Box Score - Final
Mississippi St. at South Carolina
01/07/24 Colonial Life Arena, Columbia
2023-24 Women's Basketball

Officials: Brian Hall, Natasha Camy, Timothy Greene

Mississippi St. - 66
Record: 13-4 (0-2)
Table with columns: NO. Name, Min, FG, 3P, FT, Rebounds, Fouls, TP, AS, TO, ST, Blocks, +/-

Shooting By Period
1st FG% 9-17 52.9%
3PT% 1-4 25.0%
2nd FG% 5-16 31.3%
3PT% 0-3 0.0%
FT% 3-6 50.0%
3rd FG% 6-20 30.0%
3PT% 0-5 0.0%
FT% 0-2 0.0%
4th FG% 7-22 31.8%
3PT% 2-7 28.6%
FT% 4-6 66.7%
GM FG% 27-75 36.0%
3PT% 3-19 15.8%
FT% 9-16 56.3%

Totals 27-75 3-19 9-16 22 21 43 17 12 66 10 12 6 3 6 19
Technical Fouls:NONE

South Carolina - 85
Record: 14-0 (2-0)
Table with columns: NO. Name, Min, FG, 3P, FT, Rebounds, Fouls, TP, AS, TO, ST, Blocks, +/-

Shooting By Period
1st FG% 8-13 61.5%
3PT% 1-1 100.0%
FT% 9-10 90.0%
2nd FG% 8-19 42.1%
3PT% 1-2 50.0%
FT% 1-2 50.0%
3rd FG% 8-22 36.4%
3PT% 2-6 33.3%
FT% 0-1 0.0%
4th FG% 8-14 57.1%
3PT% 2-3 66.7%
FT% 5-7 71.4%
GM FG% 32-68 47.1%
3PT% 6-12 50.0%
FT% 15-20 75.0%

Totals 32-68 6-12 15-20 16 28 44 12 17 85 17 11 8 6 3 19
Technical Fouls:NONE

MSU USC
Biggest lead 5 (1st 3:57) 27 (4th 3:20)
Best Scoring Run 7 (2nd 3:55) 9 (2nd 8:46)
Lead Changes 2 1
Times Tied 1
Time with Lead 06:27 32:19

18

MISSISSIPPI STATE 66, ARKANSAS 63

Jan. 11, 2024 | Fayetteville, Ark. | Bud Walton Arena | 2,627



Official Basketball Box Score - Final
Mississippi St. at Arkansas
01/11/24 Bud Walton Arena, Fayetteville
2023-24 Women's Basketball

Officials: Dee Kantner, Fatou Cissoko-Stephens, Brenda Pantaja

Mississippi St. - 66
Record: 14-4 (1-2)
Table with columns: NO. Name, Min, FG, 3P, FT, Rebounds, Fouls, TP, AS, TO, ST, Blocks, +/-

Shooting By Period
1st FG% 8-23 34.8%
3PT% 0-5 0.0%
FT% 0-0 0.0%
2nd FG% 8-18 44.4%
3PT% 1-3 33.3%
FT% 1-1 100%
3rd FG% 6-18 33.3%
3PT% 1-5 20.0%
FT% 2-2 100%
4th FG% 6-14 42.9%
3PT% 0-1 0.0%
FT% 5-7 71.4%
GM FG% 28-73 38.4%
3PT% 2-14 14.3%
FT% 8-10 80.0%

Totals 28-73 2-14 8-10 15 35 50 16 10 66 14 11 4 6 7 3
Technical Fouls:NONE

Arkansas - 63
Record: 13-5 (1-2)
Table with columns: NO. Name, Min, FG, 3P, FT, Rebounds, Fouls, TP, AS, TO, ST, Blocks, +/-

Shooting By Period
1st FG% 5-18 27.8%
3PT% 3-4 75.0%
FT% 0-0 0.0%
2nd FG% 3-9 33.3%
3PT% 0-1 0.0%
FT% 0-0 0.0%
3rd FG% 4-7 57.1%
3PT% 4-8 50.0%
FT% 6-7 85.7%
4th FG% 5-14 35.7%
3PT% 0-3 0.0%
FT% 5-5 100%
GM FG% 21-68 30.9%
3PT% 10-38 26.3%
FT% 11-12 91.7%

Totals 21-68 10-38 11-12 10 27 37 10 16 63 14 9 4 7 6 3
Technical Fouls:NONE

MSU ARK
Biggest lead 15 (2nd 2:41) 2 (4th 3:40)
Best Scoring Run 13 (2nd 5:05) 11 (3rd 2:49)
Lead Changes 2
Times Tied 5
Time with Lead 36:17 00:41

19

MISSISSIPPI STATE 69, OLE MISS 57

Jan. 14, 2024 | Starkville, Miss. | Humphrey Coliseum | 7,101



Official Basketball Box Score - Final
Mississippi St. at Arkansas
01/11/24 Bud Walton Arena, Fayetteville
2023-24 Women's Basketball

Officials: Dee Kantner, Fatou Cissoko-Stephens, Brenda Pantaja

Mississippi St. - 66
Record: 14-4 (1-2)
Table with columns: NO. Name, Min, FG, 3P, FT, Rebounds, Fouls, TP, AS, TO, ST, Blocks, +/-

Shooting By Period
1st FG% 8-23 34.8%
3PT% 0-5 0.0%
FT% 0-0 0.0%
2nd FG% 8-18 44.4%
3PT% 1-3 33.3%
FT% 1-1 100%
3rd FG% 6-18 33.3%
3PT% 1-5 20.0%
FT% 2-2 100%
4th FG% 6-14 42.9%
3PT% 0-1 0.0%
FT% 5-7 71.4%
GM FG% 28-73 38.4%
3PT% 2-14 14.3%
FT% 8-10 80.0%

Totals 28-73 2-14 8-10 15 35 50 16 10 66 14 11 4 6 7 3
Technical Fouls:NONE

Arkansas - 63
Record: 13-5 (1-2)
Table with columns: NO. Name, Min, FG, 3P, FT, Rebounds, Fouls, TP, AS, TO, ST, Blocks, +/-

Shooting By Period
1st FG% 5-18 27.8%
3PT% 3-4 75.0%
FT% 0-0 0.0%
2nd FG% 3-9 33.3%
3PT% 0-1 0.0%
FT% 0-0 0.0%
3rd FG% 4-7 57.1%
3PT% 4-8 50.0%
FT% 6-7 85.7%
4th FG% 5-14 35.7%
3PT% 0-3 0.0%
FT% 5-5 100%
GM FG% 21-68 30.9%
3PT% 10-38 26.3%
FT% 11-12 91.7%

Totals 21-68 10-38 11-12 10 27 37 10 16 63 14 9 4 7 6 3
Technical Fouls:NONE

MSU ARK
Biggest lead 15 (2nd 2:41) 2 (4th 3:40)
Best Scoring Run 13 (2nd 5:05) 11 (3rd 2:49)
Lead Changes 2
Times Tied 5
Time with Lead 36:17 00:41

20

MISSISSIPPI STATE 64, TENNESSEE 75

Jan. 18, 2024 | Starkville, Miss. | Humphrey Coliseum | 5,507



Official Basketball Box Score - Final
Tennessee at Mississippi St.
01/18/24 Humphrey Coliseum, Starkville
2023-24 Women's Basketball

Officials: Kevin Petteit, Cameron Inouye, Natasha Camy

Tennessee - 75
Record: 11-6 (4-1)
Table with columns: NO. Name, Min, FG, 3P, FT, Rebounds, Fouls, TP, AS, TO, ST, Blocks, +/-

Shooting By Period
1st FG% 4-18 22.2%
3PT% 1-9 11.1%
FT% 3-6 50.0%
2nd FG% 6-14 42.9%
3PT% 1-2 50.0%
FT% 5-6 83.3%
3rd FG% 9-18 50.0%
3PT% 1-3 33.3%
FT% 1-3 33.3%
4th FG% 8-13 61.5%
3PT% 1-4 25.0%
FT% 7-8 87.5%
GM FG% 27-63 42.9%
3PT% 5-21 23.8%
FT% 16-23 69.6%

Totals 27-63 5-21 16-23 11 27 38 16 16 75 16 9 6 3 3 11
Technical Fouls:NONE

Mississippi St. - 64
Record: 15-5 (2-3)
Table with columns: NO. Name, Min, FG, 3P, FT, Rebounds, Fouls, TP, AS, TO, ST, Blocks, +/-

Shooting By Period
1st FG% 11-21 52.4%
3PT% 1-4 25.0%
FT% 0-0 0.0%
2nd FG% 5-13 38.5%
3PT% 1-5 20.0%
FT% 3-4 75%
3rd FG% 2-13 15.4%
3PT% 1-4 25.0%
FT% 0-2 0.0%
4th FG% 7-13 53.8%
3PT% 2-2 100.0%
FT% 6-8 75%
GM FG% 25-60 41.7%
3PT% 5-15 33.3%
FT% 9-14 64.3%

Totals 25-60 5-15 9-14 10 28 38 16 16 64 15 15 6 3 3 11
Technical Fouls:NONE

TEN MSU
Biggest lead 13 (4th 6:37) 13 (2nd 9:19)
Best Scoring Run 16 (4th 9:45) 6 (1st 8:23)
Lead Changes 1
Times Tied 0
Time with Lead 15:05 24:36

BOX SCORES

21

MISSISSIPPI STATE 89, FLORIDA 77

Jan. 22, 2024 | Gainesville, Fla. | Exactech Arena at Stephen C. O'Connell Center | 1,587



Game Time: 7:00 PM
Game Duration: 2:16
Attendance: 1,587



Official Basketball Box Score - Final
Mississippi St. at Florida
01/22/24 Exactech Arena at Stephen C. O'Connell Center, Gainesville
2023-24 Women's Basketball

Officials: Gina Cross, Michael McConnell, Nykeshia Thompson

Table with columns: NO. Name, Min, FG, 3P, FT, Rebounds, Fouls, TP, AS, TO, ST, Blocks, +/-

Shooting By Period table with columns: 1st FG%, 3PT%, 2nd FG%, 3PT%, 3rd FG%, 4th FG%, FT%, GM FG%, 3PT%, FT%

Dead Ball Rebounds: 5, 4

Technical Fouls: NONE

Table with columns: NO. Name, Min, FG, 3P, FT, Rebounds, Fouls, TP, AS, TO, ST, Blocks, +/-

Shooting By Period table with columns: 1st FG%, 3PT%, 2nd FG%, 3PT%, 3rd FG%, 4th FG%, FT%, GM FG%, 3PT%, FT%

Dead Ball Rebounds: 4, 2

Technical Fouls: NONE

Summary statistics table with columns: MSU, FLA, Points from Turnovers, MSU, FLA, Period by Period Scoring

23

RV/RV MISSISSIPPI STATE 77, KENTUCKY 74 (OT)

Feb. 1, 2024 | Lexington, Ky. | Rupp Arena | 3,743



Game Time: 7:00 PM
Game Duration: 2:17
Attendance: 3,743



Official Basketball Box Score - Final
Mississippi St. at Kentucky
02/01/24 Rupp Arena, Lexington
2023-24 Women's Basketball

Officials: Gina Cross, Kevin Pethel, Timothy Greene

Table with columns: NO. Name, Min, FG, 3P, FT, Rebounds, Fouls, TP, AS, TO, ST, Blocks, +/-

Shooting By Period table with columns: 1st FG%, 3PT%, 2nd FG%, 3PT%, 3rd FG%, 4th FG%, FT%, GM FG%, 3PT%, FT%

Dead Ball Rebounds: 4, 1

Technical Fouls: NONE

Table with columns: NO. Name, Min, FG, 3P, FT, Rebounds, Fouls, TP, AS, TO, ST, Blocks, +/-

Shooting By Period table with columns: 1st FG%, 3PT%, 2nd FG%, 3PT%, 3rd FG%, 4th FG%, FT%, GM FG%, 3PT%, FT%

Dead Ball Rebounds: 5, 0

Technical Fouls: NONE

Summary statistics table with columns: MIS, UKY, Points from Turnovers, MIS, UKY, Period by Period Scoring

22

RV/- MISSISSIPPI STATE 77, NO. 9/9 LSU 73

Jan. 29, 2024 | Starkville, Miss. | Humphrey Coliseum | 9,121 (Sellout)



Official Basketball Box Score - Final
LSU at Mississippi St.
01/29/24 Humphrey Coliseum, Starkville
2023-24 Women's Basketball

Officials: Angelica Suffren, Talisa Green, Fatou Cissoko-Shepkins

Table with columns: NO. Name, Min, FG, 3P, FT, Rebounds, Fouls, TP, AS, TO, ST, Blocks, +/-

Shooting By Period table with columns: 1st FG%, 3PT%, 2nd FG%, 3PT%, 3rd FG%, 4th FG%, FT%, GM FG%, 3PT%, FT%

Dead Ball Rebounds: 1, 0

Technical Fouls: NONE

Table with columns: NO. Name, Min, FG, 3P, FT, Rebounds, Fouls, TP, AS, TO, ST, Blocks, +/-

Shooting By Period table with columns: 1st FG%, 3PT%, 2nd FG%, 3PT%, 3rd FG%, 4th FG%, FT%, GM FG%, 3PT%, FT%

Dead Ball Rebounds: 2, 0

Technical Fouls: NONE

Summary statistics table with columns: LSU, MSU, Points from Turnovers, LSU, MSU, Period by Period Scoring

24

RV/RV MISSISSIPPI STATE 74, TEXAS A&M 63

Feb. 4, 2024 | College Station, Texas | Reed Arena | 4,072



Official Basketball Box Score - Final
Mississippi State at Texas A&M
02/04/24 Reed Arena, Bryan-College Station
2023-24 Women's Basketball

Officials: Eric Brewton, Katie Lukanich, Karen Preato

Table with columns: NO. Name, Min, FG, 3P, FT, Rebounds, Fouls, TP, AS, TO, ST, Blocks, +/-

Shooting By Period table with columns: 1st FG%, 3PT%, 2nd FG%, 3PT%, 3rd FG%, 4th FG%, FT%, GM FG%, 3PT%, FT%

Dead Ball Rebounds: 4, 0

Technical Fouls: NONE

Table with columns: NO. Name, Min, FG, 3P, FT, Rebounds, Fouls, TP, AS, TO, ST, Blocks, +/-

Shooting By Period table with columns: 1st FG%, 3PT%, 2nd FG%, 3PT%, 3rd FG%, 4th FG%, FT%, GM FG%, 3PT%, FT%

Dead Ball Rebounds: 2, 2

Technical Fouls: NONE

Summary statistics table with columns: MSST, TAMU, Points from Turnovers, MSST, TAMU, Period by Period Scoring

BOX SCORES

25

RV/RV MISSISSIPPI STATE 76, GEORGIA 57

Feb. 8, 2024 | Starkville, Miss. | Humphrey Coliseum | 6,137



26

RV/RV MISSISSIPPI STATE 70, FLORIDA 90

Feb. 11, 2024 | Starkville, Miss. | Humphrey Coliseum | 6,097



NCAA logo, Georgia at Mississippi St. Official Basketball Box Score - Final. Georgia - 57. Record: 11-12 (2-1). Player stats for NO. Name, FG, 3P, FT, Rebounds, Fouls, TP, AS, TO, ST, Blocks, +/-.

NCAA logo, Florida at Mississippi St. Official Basketball Box Score - Final. Florida - 90. Record: 13-9 (4-6). Player stats for NO. Name, FG, 3P, FT, Rebounds, Fouls, TP, AS, TO, ST, Blocks, +/-.

Mississippi St. - 76. Record: 20-5 (7-3). Player stats for NO. Name, FG, 3P, FT, Rebounds, Fouls, TP, AS, TO, ST, Blocks, +/-.

Mississippi St. - 70. Record: 20-6 (7-4). Player stats for NO. Name, FG, 3P, FT, Rebounds, Fouls, TP, AS, TO, ST, Blocks, +/-.

UGA vs MSU comparison table. Biggest lead, Best Scoring Run, Lead Changes, Times Tied, Time with Lead. Points from Turnovers, Paint, Second Chance, Fast Breaks, Bench.

UF vs MSU comparison table. Biggest lead, Best Scoring Run, Lead Changes, Times Tied, Time with Lead. Points from Turnovers, Paint, Second Chance, Fast Breaks, Bench.

27

RV/- MISSISSIPPI STATE 71, OLE MISS 75

Feb. 18, 2024 | Oxford, Miss. | The Sandy and John Black Pavilion | 4,736



NCAA logo, Mississippi St. at Ole Miss. Official Basketball Box Score - Final. Mississippi St. - 71. Record: 20-7 (7-5). Player stats for NO. Name, FG, 3P, FT, Rebounds, Fouls, TP, AS, TO, ST, Blocks, +/-.

NCAA logo, Ole Miss - 75. Record: 18-7 (8-4). Player stats for NO. Name, FG, 3P, FT, Rebounds, Fouls, TP, AS, TO, ST, Blocks, +/-.

MSU vs UM comparison table. Biggest lead, Best Scoring Run, Lead Changes, Times Tied, Time with Lead. Points from Turnovers, Paint, Second Chance, Fast Breaks, Bench.

Game Notes: Review at 4:56 3Q - confirmed MSU 2-pt basket at 9:18 3Q



2023-24 Mississippi St. Women's Basketball
 Combined Team Statistics
 All games

Game Records

Record	Overall	Home	Away	Neutral
ALL GAMES	20-7	10-4	7-3	3-0
CONFERENCE	7-5	3-3	4-2	0-0
NON-CONFERENCE	13-2	7-1	3-1	3-0

Score by Periods

Team	1st	2nd	3rd	4th	OT	TOT
Mississippi St.	520	482	509	529	19	2059
Opponents	408	395	460	430	20	1713

Team Box Score

No.	Player				Total		3-Point		F-Throw		Rebounds											
		GP-GS	MIN	AVG	FG-FGA	FG%	3FG-3FGA	3FG%	FT-FTA	FT%	OFF	DEF	TOT	AVG	PF	DQ	A	TO	BLK	STL	PTS	AVG
2	JORDAN, Jerkaila	27-27	848:37	31.4	171-375	.456	32-93	.344	75-95	.789	46	122	168	6.2	57	3	69	63	20	62	449	16.6
4	CARTER, Jessica	24-23	758:55	31.6	153-288	.531	0-1	.000	50-77	.649	83	154	237	9.9	61	1	26	53	43	15	356	14.8
5	BARNUM, Erynn	25-25	614:24	24.6	89-179	.497	2-12	.167	67-96	.698	61	98	159	6.4	38	0	31	41	17	17	247	9.9
21	POWE, Debreasha	26-26	693:34	26.7	87-203	.429	53-131	.405	23-30	.767	13	69	82	3.2	24	0	26	18	17	21	250	9.6
3	PARK-LANE, Lauren	27-26	854:28	31.6	92-226	.407	26-75	.347	40-61	.656	19	58	77	2.9	35	0	165	67	1	23	250	9.3
0	ROGERS, Darrione	27-4	610:01	22.6	64-167	.383	43-113	.381	41-47	.872	12	83	95	3.5	30	1	69	45	4	15	212	7.9
14	SHEPPARD, Mjracle	27-1	479:15	17.7	53-116	.457	1-8	.125	33-49	.673	37	36	73	2.7	45	1	53	38	4	41	140	5.2
23	PARKER, Ramani	2-1	20:13	10.1	3-5	.600	0-0	.000	0-2	.000	4	7	11	5.5	0	0	1	4	0	1	6	3.0
24	MONTAGUE, Quanirah	24-0	173:11	7.2	30-59	.508	0-3	.000	11-21	.524	28	36	64	2.7	33	0	3	14	24	6	71	3.0
1	GONY, Nyayongah	17-2	200:03	11.8	13-32	.406	4-11	.364	4-7	.571	5	22	27	1.6	12	0	9	18	7	6	34	2.0
22	BROWN-HAGGER, Jasmine	25-0	197:18	7.9	17-55	.309	3-17	.176	7-7	1.000	13	22	35	1.4	21	0	13	13	0	11	44	1.8
Team											51	53	104					13				
Total		27	5450		772-1705	.453	164-464	.353	351-492	.713	372	760	1132	41.9	356	6	465	387	137	218	2059	76.3
Opponents		27	5450		652-1698	.384	170-559	.304	239-359	.666	320	606	926	34.3	451	9	355	400	101	185	1713	63.4

Team Statistics

	MSU	OPP
Scoring	2059	1713
Points per game	76.3	63.4
Scoring margin	+12.8	-
Field goals-att	772-1705	652-1698
Field goal pct	.453	.384
3 point fg-att	164-464	170-559
3-point FG pct	.353	.304
3-pt FG made per game	6.1	6.3
Free throws-att	351-492	239-359
Free throw pct	.713	.666
F-Throws made per game	13.0	8.9
Rebounds	1132	926
Rebounds per game	41.9	34.3
Rebounding margin	+7.6	-
Assists	465	355
Assists per game	17.2	13.1
Turnovers	387	400
Turnovers per game	14.3	14.8
Turnover margin	+0.5	-
Assist/turnover ratio	1.2	0.9
Steals	218	185
Steals per game	8.1	6.9
Blocks	137	101
Blocks per game	5.1	3.7
Winning streak	0	-
Home win streak	0	-
Attendance	76403	39755
Home games-Avg/Game	14-5457	10-3976
Neutral site-Avg/Game	-	3-353

Team Results

Date	Opponent		Score	Att.
11/06/2023	Alcorn	W	77-42	4452
11/10/2023	Southeastern La.	W	67-46	4531
11/12/2023	Jacksonville St.	W	84-45	4354
11/15/2023	New Orleans	W	87-26	6427
11/19/2023	at Belmont	W	63-62	1307
11/24/2023	vs Clemson	W	81-78	257
11/25/2023	vs Ark.-Pine Bluff	W	77-68	545
11/26/2023	vs Tulsa	W	102-58	257
11/29/2023	Miami (FL)	L	68-74	5135
12/03/2023	at Chattanooga	L	53-59	2170
12/11/2023	Kennesaw St.	W	91-50	4085
12/14/2023	Jackson St.	W	82-72	4423
12/17/2023	at Memphis	W	81-63	1636
12/20/2023	at Colorado St.	W	82-75	2126
12/29/2023	Mississippi Val.	W	99-35	4772
01/04/2024	Vanderbilt	L	66-71	4261
01/07/2024	at South Carolina	L	66-85	15751
01/11/2024	at Arkansas	W	66-63	2627
01/14/2024	Ole Miss	W	69-57	7101
01/18/2024	Tennessee	L	64-75	5507
01/22/2024	at Florida	W	89-77	1587
01/29/2024	LSU	W	77-73	9121
02/01/2024	at Kentucky	Wot	77-74	3743
02/04/2024	at Texas A&M	W	74-63	4072
02/08/2024	Georgia	W	76-57	6137
02/11/2024	Florida	L	70-90	6097
02/18/2024	at Ole Miss	Lot	71-75	4736

COMBINED TEAM - SINCE MISSISSIPPI STATE LAST PLAYED KENTUCKY



2023-24 Mississippi St. Women's Basketball Combined Team Statistics Specific games

Page 1/1
as of Feb 20, 2024

Game Records

Record	Overall	Home	Away	Neutral
ALL GAMES	2-2	1-1	1-1	0-0
CONFERENCE	2-2	1-1	1-1	0-0
NON-CONFERENCE	0-0	0-0	0-0	0-0

Score by Periods

Team	1st	2nd	3rd	4th	OT	TOT
Mississippi St.	68	66	69	80	8	291
Opponents	84	57	58	74	12	285

Team Box Score

No.	Player				Total		3-Point		F-Throw		Rebounds											
		GP-GS	MIN	AVG	FG-FGA	FG%	3FG-3FGA	3FG%	FT-FTA	FT%	OFF	DEF	TOT	AVG	PF	DQ	A	TO	BLK	STL	PTS	AVG
5	BARNUM, Erynn	4-4	118:24	29.6	28-42	.667	1-2	.500	12-17	.706	9	13	22	5.5	8	0	5	11	3	3	69	17.3
2	JORDAN, Jerkaila	4-4	140:43	35.2	26-60	.433	5-15	.333	3-5	.600	4	23	27	6.8	7	0	12	12	6	8	60	15.0
4	CARTER, Jessika	4-4	136:12	34.0	24-42	.571	0-1	.000	7-13	.538	13	27	40	10.0	12	1	4	10	5	1	55	13.8
0	ROGERS, Darrione	4-0	110:38	27.7	14-39	.359	10-25	.400	13-15	.867	1	16	17	4.3	10	1	15	10	3	4	51	12.8
3	PARK-LANE, Lauren	4-4	135:59	34.0	9-26	.346	0-3	.000	9-14	.643	5	6	11	2.8	4	0	30	10	0	6	27	6.8
14	SHEPPARD, Mjracle	4-0	64:20	16.1	3-12	.250	0-1	.000	3-4	.750	5	3	8	2.0	8	1	6	7	0	4	9	2.3
1	GONY, Nyayongah	4-0	19:13	4.8	3-6	.500	2-4	.500	0-0	.000	0	1	1	0.3	4	0	0	4	0	1	8	2.0
21	POWE, Debreasha	4-4	73:18	18.3	3-15	.200	1-6	.167	0-0	.000	1	6	7	1.8	4	0	5	0	0	2	7	1.8
24	MONTAGUE, Quanirah	4-0	10:57	2.7	1-2	.500	0-0	.000	1-2	.500	2	0	2	0.5	1	0	1	2	1	0	3	0.8
22	BROWN-HAGGER, Jasmine	4-0	15:17	3.8	1-4	.250	0-0	.000	0-0	.000	2	2	4	1.0	1	0	2	1	0	3	2	0.5
Team											10	1	11					1				
Total		4	825		112-248	.452	19-57	.333	48-70	.686	52	98	150	37.5	59	3	80	68	18	32	291	72.8
Opponents		4	825		109-249	.438	26-73	.356	41-62	.661	50	94	144	36.0	63	1	67	65	19	36	285	71.3

Team Statistics

	MSU	OPP
Scoring	291	285
Points per game	72.8	71.3
Scoring margin	+1.5	-
Field goals-att	112-248	109-249
Field goal pct	.452	.438
3 point fg-att	19-57	26-73
3-point FG pct	.333	.356
3-pt FG made per game	4.8	6.5
Free throws-att	48-70	41-62
Free throw pct	.686	.661
F-Throws made per game	12.0	10.3
Rebounds	150	144
Rebounds per game	37.5	36.0
Rebounding margin	+1.5	-
Assists	80	67
Assists per game	20.0	16.8
Turnovers	68	65
Turnovers per game	17.0	16.3
Turnover margin	-0.8	-
Assist/turnover ratio	1.2	1.0
Steals	32	36
Steals per game	8.0	9.0
Blocks	18	19
Blocks per game	4.5	4.8
Winning streak	0	-
Home win streak	0	-
Attendance	12234	8808
Home games-Avg/Game	2-6117	2-4404
Neutral site-Avg/Game	-	0-0

Team Results

Date	Opponent		Score	Att.
02/04/2024	at Texas A&M	W	74-63	4072
02/08/2024	Georgia	W	76-57	6137
02/11/2024	Florida	L	70-90	6097
02/18/2024	at Ole Miss	Lot	71-75	4736



2023-24 Mississippi St. Women's Basketball Combined Team Statistics Home games

Game Records

Record	Overall	Home	Away	Neutral
ALL GAMES	10-4	10-4	0-0	0-0
CONFERENCE	3-3	3-3	0-0	0-0
NON-CONFERENCE	7-1	7-1	0-0	0-0

Score by Periods

Team	1st	2nd	3rd	4th	OT	TOT
Mississippi St.	286	245	282	264	0	1077
Opponents	190	203	211	209	0	813

Team Box Score

No.	Player				Total		3-Point		F-Throw		Rebounds											
		GP-GS	MIN	AVG	FG-FGA	FG%	3FG-3FGA	3FG%	FT-FTA	FT%	OFF	DEF	TOT	AVG	PF	DQ	A	TO	BLK	STL	PTS	AVG
2	JORDAN, Jerkaila	14-14	405:44	29.0	86-186	.462	19-54	.352	45-58	.776	24	50	74	5.3	23	1	37	29	12	44	236	16.9
4	CARTER, Jessika	13-12	386:13	29.7	85-143	.594	0-0	.000	21-34	.618	50	78	128	9.8	27	0	9	25	27	8	191	14.7
5	BARNUM, Erynn	13-13	310:30	23.9	45-91	.495	2-3	.667	41-63	.651	37	54	91	7.0	14	0	14	18	11	10	133	10.2
21	POWE, Debreasha	13-13	342:38	26.4	43-95	.453	29-64	.453	7-8	.875	6	43	49	3.8	10	0	15	11	10	9	122	9.4
0	ROGERS, Darrione	14-2	293:22	21.0	32-82	.390	23-61	.377	18-19	.947	5	38	43	3.1	13	0	41	29	2	9	105	7.5
3	PARK-LANE, Lauren	14-13	417:09	29.8	36-94	.383	6-35	.171	16-25	.640	7	29	36	2.6	11	0	85	30	0	11	94	6.7
14	SHEPPARD, Mjracle	14-1	282:51	20.2	34-69	.493	1-5	.200	18-29	.621	22	25	47	3.4	24	1	35	29	4	32	87	6.2
24	MONTAGUE, Quanirah	12-0	98:39	8.2	20-38	.526	0-2	.000	6-13	.462	17	19	36	3.0	17	0	2	9	15	4	46	3.8
1	GONY, Nyayongah	8-1	116:40	14.6	11-25	.440	3-10	.300	4-7	.571	3	15	18	2.3	7	0	4	8	4	5	29	3.6
23	PARKER, Ramani	2-1	20:13	10.1	3-5	.600	0-0	.000	0-2	.000	4	7	11	5.5	0	0	1	4	0	1	6	3.0
22	BROWN-HAGGER, Jasmine	12-0	126:01	10.5	11-40	.275	1-13	.077	5-5	1.000	5	15	20	1.7	15	0	11	9	0	7	28	2.3
Team											20	29	49					4				
Total		14	2800		406-868	.468	84-247	.340	181-263	.688	200	402	602	43.0	161	2	254	205	85	140	1077	76.9
Opponents		14	2800		321-871	.369	74-264	.280	97-153	.634	175	308	483	34.5	242	6	166	235	39	102	813	58.1

Team Statistics

	MSU	OPP
Scoring	1077	813
Points per game	76.9	58.1
Scoring margin	+18.9	-
Field goals-att	406-868	321-871
Field goal pct	.468	.369
3 point fg-att	84-247	74-264
3-point FG pct	.340	.280
3-pt FG made per game	6.0	5.3
Free throws-att	181-263	97-153
Free throw pct	.688	.634
F-Throws made per game	12.9	6.9
Rebounds	602	483
Rebounds per game	43.0	34.5
Rebounding margin	+8.5	-
Assists	254	166
Assists per game	18.1	11.9
Turnovers	205	235
Turnovers per game	14.6	16.8
Turnover margin	+2.1	-
Assist/turnover ratio	1.2	0.7
Steals	140	102
Steals per game	10.0	7.3
Blocks	85	39
Blocks per game	6.1	2.8
Winning streak	0	-
Home win streak	0	-
Attendance	76403	0
Home games-Avg/Game	14-5457	0-0
Neutral site-Avg/Game	-	0-0

Team Results

Date	Opponent		Score	Att.
11/06/2023	Alcorn	W	77-42	4452
11/10/2023	Southeastern La.	W	67-46	4531
11/12/2023	Jacksonville St.	W	84-45	4354
11/15/2023	New Orleans	W	87-26	6427
11/29/2023	Miami (FL)	L	68-74	5135
12/11/2023	Kennesaw St.	W	91-50	4085
12/14/2023	Jackson St.	W	82-72	4423
12/29/2023	Mississippi Val.	W	99-35	4772
01/04/2024	Vanderbilt	L	66-71	4261
01/14/2024	Ole Miss	W	69-57	7101
01/18/2024	Tennessee	L	64-75	5507
01/29/2024	LSU	W	77-73	9121
02/08/2024	Georgia	W	76-57	6137
02/11/2024	Florida	L	70-90	6097

COMBINED TEAM - AWAY GAMES



2023-24 Mississippi St. Women's Basketball Combined Team Statistics Away games

Page 1/1
as of Feb 20, 2024

Game Records

Record	Overall	Home	Away	Neutral
ALL GAMES	7-3	0-0	7-3	0-0
CONFERENCE	4-2	0-0	4-2	0-0
NON-CONFERENCE	3-1	0-0	3-1	0-0

Score by Periods

Team	1st	2nd	3rd	4th	OT	TOT
Mississippi St.	168	171	159	205	19	722
Opponents	161	146	194	175	20	696

Team Box Score

No.	Player	Total			3-Point		F-Throw		Rebounds				Other Stats									
		GP-GS	MIN	AVG	FG-FGA	FG%	3FG-3FGA	3FG%	FT-FTA	FT%	OFF	DEF	TOT	AVG	PF	DQ	A	TO	BLK	STL	PTS	AVG
4	CARTER, Jessika	9-9	309:51	34.4	59-118	.500	0-1	.000	26-38	.684	26	72	98	10.9	27	1	15	24	16	3	144	16.0
2	JORDAN, Jerkaila	10-10	348:23	34.8	63-144	.438	11-29	.379	22-28	.786	14	57	71	7.1	25	2	26	31	6	16	159	15.9
3	PARK-LANE, Lauren	10-10	334:48	33.5	44-109	.404	14-29	.483	17-28	.607	10	23	33	3.3	23	0	52	32	1	10	119	11.9
5	BARNUM, Erynn	9-9	235:01	26.1	33-67	.493	0-8	.000	19-24	.792	21	30	51	5.7	18	0	11	18	6	5	85	9.4
21	POWE, Debreasha	10-10	266:29	26.6	27-76	.355	13-43	.302	11-16	.688	5	22	27	2.7	9	0	6	6	5	7	78	7.8
0	ROGERS, Darrione	10-1	246:44	24.7	21-62	.339	12-36	.333	18-21	.857	6	36	42	4.2	15	1	17	16	2	4	72	7.2
14	SHEPPARD, Mjracle	10-0	159:48	16.0	13-36	.361	0-2	.000	11-14	.786	12	9	21	2.1	19	0	17	7	0	4	37	3.7
22	BROWN-HAGGER, Jasmine	10-0	52:25	5.2	5-11	.455	2-3	.667	2-2	1.000	5	4	9	0.9	5	0	2	2	0	3	14	1.4
24	MONTAGUE, Quanirah	9-0	49:13	5.5	6-13	.462	0-1	.000	0-3	.000	8	12	20	2.2	11	0	1	4	7	1	12	1.3
1	GONY, Nyayongah	6-1	47:19	7.9	1-4	.250	0-0	.000	0-0	.000	0	2	2	0.3	4	0	3	10	1	1	2	0.3
Team											29	22	51					5				
Total		10	2050		272-640	.425	52-152	.342	126-174	.724	136	289	425	42.5	156	4	150	155	44	54	722	72.2
Opponents		10	2050		254-655	.388	73-223	.327	115-169	.680	123	232	355	35.5	153	1	147	122	51	70	696	69.6

Team Statistics

	MSU	OPP
Scoring	722	696
Points per game	72.2	69.6
Scoring margin	+2.6	-
Field goals-att	272-640	254-655
Field goal pct	.425	.388
3 point fg-att	52-152	73-223
3-point FG pct	.342	.327
3-pt FG made per game	5.2	7.3
Free throws-att	126-174	115-169
Free throw pct	.724	.680
F-Throws made per game	12.6	11.5
Rebounds	425	355
Rebounds per game	42.5	35.5
Rebounding margin	+7.0	-
Assists	150	147
Assists per game	15.0	14.7
Turnovers	155	122
Turnovers per game	15.5	12.2
Turnover margin	-3.3	-
Assist/turnover ratio	1.0	1.2
Steals	54	70
Steals per game	5.4	7.0
Blocks	44	51
Blocks per game	4.4	5.1
Winning streak	0	-
Home win streak	0	-
Attendance	0	39755
Home games-Avg/Game	0-0	10-3976
Neutral site-Avg/Game	-	0-0

Team Results

Date	Opponent	Score	Att.
11/19/2023	at Belmont	W 63-62	1307
12/03/2023	at Chattanooga	L 53-59	2170
12/17/2023	at Memphis	W 81-63	1636
12/20/2023	at Colorado St.	W 82-75	2126
01/07/2024	at South Carolina	L 66-85	15751
01/11/2024	at Arkansas	W 66-63	2627
01/22/2024	at Florida	W 89-77	1587
02/01/2024	at Kentucky	Wot 77-74	3743
02/04/2024	at Texas A&M	W 74-63	4072
02/18/2024	at Ole Miss	Lot 71-75	4736

COMBINED TEAM - NEUTRAL GAMES



2023-24 Mississippi St. Women's Basketball Combined Team Statistics Neutral games

Page 1/1
as of Feb 20, 2024

Game Records

Record	Overall	Home	Away	Neutral
ALL GAMES	3-0	0-0	0-0	3-0
CONFERENCE	0-0	0-0	0-0	0-0
NON-CONFERENCE	3-0	0-0	0-0	3-0

Score by Periods

Team	1st	2nd	3rd	4th	OT	TOT
Mississippi St.	66	66	68	60	0	260
Opponents	57	46	55	46	0	204

Team Box Score

No.	Player				Total		3-Point		F-Throw		Rebounds											
		GP-GS	MIN	AVG	FG-FGA	FG%	3FG-3FGA	3FG%	FT-FTA	FT%	OFF	DEF	TOT	AVG	PF	DQ	A	TO	BLK	STL	PTS	AVG
2	JORDAN, Jerkaila	3-3	94:30	31.5	22-45	.489	2-10	.200	8-9	.889	8	15	23	7.7	9	0	6	3	2	2	54	18.0
21	POWE, Debreasha	3-3	84:27	28.2	17-32	.531	11-24	.458	5-6	.833	2	4	6	2.0	5	0	5	1	2	5	50	16.7
3	PARK-LANE, Lauren	3-3	102:32	34.2	12-23	.522	6-11	.545	7-8	.875	2	6	8	2.7	1	0	28	5	0	2	37	12.3
0	ROGERS, Darrione	3-1	69:55	23.3	11-23	.478	8-16	.500	5-7	.714	1	9	10	3.3	2	0	11	0	0	2	35	11.7
4	CARTER, Jessika	2-2	62:52	31.4	9-27	.333	0-0	.000	3-5	.600	7	4	11	5.5	7	0	2	4	0	4	21	10.5
5	BARNUM, Erynn	3-3	68:53	23.0	11-21	.524	0-1	.000	7-9	.778	3	14	17	5.7	6	0	6	5	0	2	29	9.7
14	SHEPPARD, Mjracle	3-0	36:36	12.2	6-11	.545	0-1	.000	4-6	.667	3	2	5	1.7	2	0	1	2	0	5	16	5.3
24	MONTAGUE, Quanirah	3-0	25:19	8.4	4-8	.500	0-0	.000	5-5	1.000	3	5	8	2.7	5	0	0	1	2	1	13	4.3
1	GONY, Nyayongah	3-0	36:04	12.0	1-3	.333	1-1	1.000	0-0	.000	2	5	7	2.3	1	0	2	0	2	0	3	1.0
22	BROWN-HAGGER, Jasmine	3-0	18:52	6.3	1-4	.250	0-1	.000	0-0	.000	3	3	6	2.0	1	0	0	2	0	1	2	0.7
Team											2	2	4				4					
Total		3	600		94-197	.477	28-65	.431	44-55	.800	36	69	105	35.0	39	0	61	27	8	24	260	86.7
Opponents		3	600		77-172	.448	23-72	.319	27-37	.730	22	66	88	29.3	56	2	42	43	11	13	204	68.0

Team Statistics

	MSU	OPP
Scoring	260	204
Points per game	86.7	68.0
Scoring margin	+18.7	-
Field goals-att	94-197	77-172
Field goal pct	.477	.448
3 point fg-att	28-65	23-72
3-point FG pct	.431	.319
3-pt FG made per game	9.3	7.7
Free throws-att	44-55	27-37
Free throw pct	.800	.730
F-Throws made per game	14.7	9.0
Rebounds	105	88
Rebounds per game	35.0	29.3
Rebounding margin	+5.7	-
Assists	61	42
Assists per game	20.3	14.0
Turnovers	27	43
Turnovers per game	9.0	14.3
Turnover margin	+5.3	-
Assist/turnover ratio	2.3	1.0
Steals	24	13
Steals per game	8.0	4.3
Blocks	8	11
Blocks per game	2.7	3.7
Winning streak	3	-
Home win streak	0	-
Attendance	0	0
Home games-Avg/Game	0-0	0-0
Neutral site-Avg/Game	-	3-353

Team Results

Date	Opponent		Score	Att.
11/24/2023	vs Clemson	W	81-78	257
11/25/2023	vs Ark.-Pine Bluff	W	77-68	545
11/26/2023	vs Tulsa	W	102-58	257

COMBINED TEAM - NON-CONFERENCE GAMES



2023-24 Mississippi St. Women's Basketball Combined Team Statistics Non Conference games

Page 1/1
as of Feb 20, 2024

Game Records

Record	Overall	Home	Away	Neutral
ALL GAMES	13-2	7-1	3-1	3-0
CONFERENCE	0-0	0-0	0-0	0-0
NON-CONFERENCE	13-2	7-1	3-1	3-0

Score by Periods

Team	1st	2nd	3rd	4th	OT	TOT
Mississippi St.	317	274	310	293	0	1194
Opponents	195	203	237	218	0	853

Team Box Score

No.	Player				Total		3-Point		F-Throw		Rebounds											
		GP-GS	MIN	AVG	FG-FGA	FG%	3FG-3FGA	3FG%	FT-FTA	FT%	OFF	DEF	TOT	AVG	PF	DQ	A	TO	BLK	STL	PTS	AVG
2	JORDAN, Jerkaila	15-15	456:25	30.4	94-198	.475	19-53	.358	51-66	.773	31	69	100	6.7	28	1	35	30	11	28	258	17.2
4	CARTER, Jessika	12-11	347:60	29.0	77-147	.524	0-0	.000	27-41	.659	42	73	115	9.6	24	0	13	22	23	14	181	15.1
21	POWE, Debreasha	14-14	393:23	28.1	55-119	.462	37-86	.430	15-18	.833	8	44	52	3.7	15	0	19	9	15	12	162	11.6
3	PARK-LANE, Lauren	15-14	465:14	31.0	57-131	.435	22-52	.423	20-30	.667	11	33	44	2.9	16	0	92	33	0	15	156	10.4
5	BARNUM, Erynn	13-13	294:15	22.6	41-87	.471	1-4	.250	42-63	.667	36	61	97	7.5	20	0	21	22	11	9	125	9.6
0	ROGERS, Darrione	15-4	345:39	23.0	37-91	.407	22-59	.373	14-17	.824	7	49	56	3.7	12	0	43	19	0	9	110	7.3
14	SHEPPARD, Mjracle	15-1	250:54	16.7	31-65	.477	1-5	.200	25-32	.781	19	26	45	3.0	13	0	26	19	3	23	88	5.9
24	MONTAGUE, Quanirah	12-0	119:24	10.0	21-40	.525	0-2	.000	9-15	.600	18	27	45	3.8	20	0	2	7	16	4	51	4.3
23	PARKER, Ramani	2-1	20:13	10.1	3-5	.600	0-0	.000	0-2	.000	4	7	11	5.5	0	0	1	4	0	1	6	3.0
1	GONY, Nyayongah	10-2	165:01	16.5	9-23	.391	2-7	.286	4-7	.571	5	20	25	2.5	8	0	8	10	7	4	24	2.4
22	BROWN-HAGGER, Jasmine	14-0	141:32	10.1	12-42	.286	2-15	.133	7-7	1.000	9	19	28	2.0	13	0	9	9	0	7	33	2.4
Team											24	30	54					8				
Total		15	3000		437-948	.461	106-283	.375	214-298	.718	214	458	672	44.8	169	1	269	192	86	126	1194	79.6
Opponents		15	3000		330-923	.358	97-321	.302	96-162	.593	157	326	483	32.2	269	7	181	221	47	84	853	56.9

Team Statistics

	MSU	OPP
Scoring	1194	853
Points per game	79.6	56.9
Scoring margin	+22.7	-
Field goals-att	437-948	330-923
Field goal pct	.461	.358
3 point fg-att	106-283	97-321
3-point FG pct	.375	.302
3-pt FG made per game	7.1	6.5
Free throws-att	214-298	96-162
Free throw pct	.718	.593
F-Throws made per game	14.3	6.4
Rebounds	672	483
Rebounds per game	44.8	32.2
Rebounding margin	+12.6	-
Assists	269	181
Assists per game	17.9	12.1
Turnovers	192	221
Turnovers per game	12.8	14.7
Turnover margin	+1.9	-
Assist/turnover ratio	1.4	0.8
Steals	126	84
Steals per game	8.4	5.6
Blocks	86	47
Blocks per game	5.7	3.1
Winning streak	5	-
Home win streak	3	-
Attendance	38179	7239
Home games-Avg/Game	8-4772	4-1810
Neutral site-Avg/Game	-	3-353

Team Results

Date	Opponent		Score	Att.
11/06/2023	Alcorn	W	77-42	4452
11/10/2023	Southeastern La.	W	67-46	4531
11/12/2023	Jacksonville St.	W	84-45	4354
11/15/2023	New Orleans	W	87-26	6427
11/19/2023	at Belmont	W	63-62	1307
11/24/2023	vs Clemson	W	81-78	257
11/25/2023	vs Ark.-Pine Bluff	W	77-68	545
11/26/2023	vs Tulsa	W	102-58	257
11/29/2023	Miami (FL)	L	68-74	5135
12/03/2023	at Chattanooga	L	53-59	2170
12/11/2023	Kennesaw St.	W	91-50	4085
12/14/2023	Jackson St.	W	82-72	4423
12/17/2023	at Memphis	W	81-63	1636
12/20/2023	at Colorado St.	W	82-75	2126
12/29/2023	Mississippi Val.	W	99-35	4772



2023-24 Mississippi St. Women's Basketball Combined Team Statistics In Conference games

Game Records

Record	Overall	Home	Away	Neutral
ALL GAMES	7-5	3-3	4-2	0-0
CONFERENCE	7-5	3-3	4-2	0-0
NON-CONFERENCE	0-0	0-0	0-0	0-0

Score by Periods

Team	1st	2nd	3rd	4th	OT	TOT
Mississippi St.	203	208	199	236	19	865
Opponents	213	192	223	212	20	860

Team Box Score

No.	Player	Total			3-Point		F-Throw		Rebounds													
		GP-GS	MIN	AVG	FG-FGA	FG%	3FG-3FGA	3FG%	FT-FTA	FT%	OFF	DEF	TOT	AVG	PF	DQ	A	TO	BLK	STL	PTS	AVG
2	JORDAN, Jerkaila	12-12	392:13	32.7	77-177	.435	13-40	.325	24-29	.828	15	53	68	5.7	29	2	34	33	9	34	191	15.9
4	CARTER, Jessica	12-12	410:56	34.2	76-141	.539	0-1	.000	23-36	.639	41	81	122	10.2	37	1	13	31	20	1	175	14.6
5	BARNUM, Erynn	12-12	320:09	26.7	48-92	.522	1-8	.125	25-33	.758	25	37	62	5.2	18	0	10	19	6	8	122	10.2
0	ROGERS, Darrione	12-0	264:22	22.0	27-76	.355	21-54	.389	27-30	.900	5	34	39	3.3	18	1	26	26	4	6	102	8.5
3	PARK-LANE, Lauren	12-12	389:14	32.4	35-95	.368	4-23	.174	20-31	.645	8	25	33	2.8	19	0	73	34	1	8	94	7.8
21	POWE, Debreasha	12-12	300:11	25.0	32-84	.381	16-45	.356	8-12	.667	5	25	30	2.5	9	0	7	9	2	9	88	7.3
14	SHEPPARD, Mjracle	12-0	228:21	19.0	22-51	.431	0-3	.000	8-17	.471	18	10	28	2.3	32	1	27	19	1	18	52	4.3
24	MONTAGUE, Quanirah	12-0	53:46	4.5	9-19	.474	0-1	.000	2-6	.333	10	9	19	1.6	13	0	1	7	8	2	20	1.7
1	GONY, Nyayongah	7-0	35:02	5.0	4-9	.444	2-4	.500	0-0	.000	0	2	2	0.3	4	0	1	8	0	2	10	1.4
22	BROWN-HAGGER, Jasmine	11-0	55:46	5.1	5-13	.385	1-2	.500	0-0	.000	4	3	7	0.6	8	0	4	4	0	4	11	1.0
Team											27	23	50					5				
Total		12	2450		335-757	.443	58-181	.320	137-194	.706	158	302	460	38.3	187	5	196	195	51	92	865	72.1
Opponents		12	2450		322-775	.415	73-238	.307	143-197	.726	163	280	443	36.9	182	2	174	179	54	101	860	71.7

Team Statistics

	MSU	OPP
Scoring	865	860
Points per game	72.1	71.7
Scoring margin	+0.4	-
Field goals-att	335-757	322-775
Field goal pct	.443	.415
3 point fg-att	58-181	73-238
3-point FG pct	.320	.307
3-pt FG made per game	4.8	6.1
Free throws-att	137-194	143-197
Free throw pct	.706	.726
F-Throws made per game	11.4	11.9
Rebounds	460	443
Rebounds per game	38.3	36.9
Rebounding margin	+1.4	-
Assists	196	174
Assists per game	16.3	14.5
Turnovers	195	179
Turnovers per game	16.3	14.9
Turnover margin	-1.3	-
Assist/turnover ratio	1.0	1.0
Steals	92	101
Steals per game	7.7	8.4
Blocks	51	54
Blocks per game	4.3	4.5
Winning streak	0	-
Home win streak	0	-
Attendance	38224	32516
Home games-Avg/Game	6-6371	6-5419
Neutral site-Avg/Game	-	0-0

Team Results

Date	Opponent		Score	Att.
01/04/2024	Vanderbilt	L	66-71	4261
01/07/2024	at South Carolina	L	66-85	15751
01/11/2024	at Arkansas	W	66-63	2627
01/14/2024	Ole Miss	W	69-57	7101
01/18/2024	Tennessee	L	64-75	5507
01/22/2024	at Florida	W	89-77	1587
01/29/2024	LSU	W	77-73	9121
02/01/2024	at Kentucky	Wot	77-74	3743
02/04/2024	at Texas A&M	W	74-63	4072
02/08/2024	Georgia	W	76-57	6137
02/11/2024	Florida	L	70-90	6097
02/18/2024	at Ole Miss	Lot	71-75	4736

COMBINED TEAM - IN GAMES WON



2023-24 Mississippi St. Women's Basketball Combined Team Statistics Won games

Page 1/1
as of Feb 20, 2024

Game Records

Record	Overall	Home	Away	Neutral
ALL GAMES	20-0	10-0	7-0	3-0
CONFERENCE	7-0	3-0	4-0	0-0
NON-CONFERENCE	13-0	7-0	3-0	3-0

Score by Periods

Team	1st	2nd	3rd	4th	OT	TOT
Mississippi St.	393	372	410	415	11	1601
Opponents	275	270	339	292	8	1184

Team Box Score

No.	Player				Total		3-Point		F-Throw		Rebounds											
		GP-GS	MIN	AVG	FG-FGA	FG%	3FG-3FGA	3FG%	FT-FTA	FT%	OFF	DEF	TOT	AVG	PF	DQ	A	TO	BLK	STL	PTS	AVG
2	JORDAN, Jerkaila	20-20	616:00	30.8	125-274	.456	22-62	.355	64-77	.831	43	96	139	7.0	40	2	47	38	18	47	336	16.8
4	CARTER, Jessika	19-18	605:25	31.9	128-239	.536	0-1	.000	45-65	.692	69	123	192	10.1	43	0	24	44	35	14	301	15.8
21	POWE, Debreasha	19-19	504:27	26.5	67-153	.438	42-102	.412	22-28	.786	11	58	69	3.6	19	0	23	15	14	19	198	10.4
5	BARNUM, Erynn	20-20	484:03	24.2	73-143	.510	2-10	.200	52-77	.675	48	83	131	6.6	31	0	30	31	15	13	200	10.0
3	PARK-LANE, Lauren	20-19	608:02	30.4	64-154	.416	19-53	.358	29-44	.659	11	43	54	2.7	19	0	122	47	1	17	176	8.8
0	ROGERS, Darrione	20-2	436:09	21.8	49-120	.408	32-83	.386	29-34	.853	10	63	73	3.7	19	0	55	26	2	12	159	8.0
14	SHEPPARD, Mjracle	20-1	347:37	17.4	41-84	.488	0-5	.000	31-45	.689	27	30	57	2.9	26	0	41	30	3	27	113	5.7
24	MONTAGUE, Quanirah	18-0	129:19	7.2	25-48	.521	0-2	.000	9-14	.643	22	29	51	2.8	26	0	2	12	19	4	59	3.3
23	PARKER, Ramani	2-1	20:13	10.1	3-5	.600	0-0	.000	0-2	.000	4	7	11	5.5	0	0	1	4	0	1	6	3.0
22	BROWN-HAGGER, Jasmine	18-0	155:35	8.6	14-44	.318	1-13	.077	5-5	1.000	9	19	28	1.6	14	0	9	11	0	8	34	1.9
1	GONY, Nyayongah	13-0	118:12	9.1	8-17	.471	1-4	.250	2-5	.400	2	13	15	1.2	7	0	6	11	3	3	19	1.5
Team											35	37	72						10			
Total		20	4025		597-1281	.466	119-335	.355	288-396	.727	291	601	892	44.6	244	2	360	279	110	165	1601	80.1
Opponents		20	4025		455-1276	.357	117-432	.271	157-240	.654	238	420	658	32.9	353	8	246	301	71	131	1184	59.2

Team Statistics

	MSU	OPP
Scoring	1601	1184
Points per game	80.1	59.2
Scoring margin	+20.9	-
Field goals-att	597-1281	455-1276
Field goal pct	.466	.357
3 point fg-att	119-335	117-432
3-point FG pct	.355	.271
3-pt FG made per game	6.0	5.9
Free throws-att	288-396	157-240
Free throw pct	.727	.654
F-Throws made per game	14.4	7.9
Rebounds	892	658
Rebounds per game	44.6	32.9
Rebounding margin	+11.7	-
Assists	360	246
Assists per game	18.0	12.3
Turnovers	279	301
Turnovers per game	14.0	15.1
Turnover margin	+1.1	-
Assist/turnover ratio	1.3	0.8
Steals	165	131
Steals per game	8.3	6.6
Blocks	110	71
Blocks per game	5.5	3.6
Winning streak	20	-
Home win streak	10	-
Attendance	55403	17098
Home games-Avg/Game	10-5540	7-2443
Neutral site-Avg/Game	-	3-353

Team Results

Date	Opponent		Score	Att.
11/06/2023	Alcorn	W	77-42	4452
11/10/2023	Southeastern La.	W	67-46	4531
11/12/2023	Jacksonville St.	W	84-45	4354
11/15/2023	New Orleans	W	87-26	6427
11/19/2023	at Belmont	W	63-62	1307
11/24/2023	vs Clemson	W	81-78	257
11/25/2023	vs Ark.-Pine Bluff	W	77-68	545
11/26/2023	vs Tulsa	W	102-58	257
12/11/2023	Kennesaw St.	W	91-50	4085
12/14/2023	Jackson St.	W	82-72	4423
12/17/2023	at Memphis	W	81-63	1636
12/20/2023	at Colorado St.	W	82-75	2126
12/29/2023	Mississippi Val.	W	99-35	4772
01/11/2024	at Arkansas	W	66-63	2627
01/14/2024	Ole Miss	W	69-57	7101
01/22/2024	at Florida	W	89-77	1587
01/29/2024	LSU	W	77-73	9121
02/01/2024	at Kentucky	Wot	77-74	3743
02/04/2024	at Texas A&M	W	74-63	4072
02/08/2024	Georgia	W	76-57	6137



2023-24 Mississippi St. Women's Basketball
 Combined Team Statistics
 Lost games

Game Records

Record	Overall	Home	Away	Neutral
ALL GAMES	0-7	0-4	0-3	0-0
CONFERENCE	0-5	0-3	0-2	0-0
NON-CONFERENCE	0-2	0-1	0-1	0-0

Score by Periods

Team	1st	2nd	3rd	4th	OT	TOT
Mississippi St.	127	110	99	114	8	458
Opponents	133	125	121	138	12	529

Team Box Score

No.	Player	Total			3-Point		F-Throw		Rebounds				Other									
		GP-GS	MIN	AVG	FG-FGA	FG%	3FG-3FGA	3FG%	FT-FTA	FT%	OFF	DEF	TOT	AVG	PF	DQ	A	TO	BLK	STL	PTS	AVG
2	JORDAN, Jerkaila	7-7	232:37	33.2	46-101	.455	10-31	.323	11-18	.611	3	26	29	4.1	17	1	22	25	2	15	113	16.1
4	CARTER, Jessica	5-5	153:31	30.7	25-49	.510	0-0	.000	5-12	.417	14	31	45	9.0	18	1	2	9	8	1	55	11.0
3	PARK-LANE, Lauren	7-7	246:27	35.2	28-72	.389	7-22	.318	11-17	.647	8	15	23	3.3	16	0	43	20	0	6	74	10.6
5	BARNUM, Erynn	5-5	130:21	26.1	16-36	.444	0-2	.000	15-19	.789	13	15	28	5.6	7	0	1	10	2	4	47	9.4
0	ROGERS, Darrione	7-2	173:52	24.8	15-47	.319	11-30	.367	12-13	.923	2	20	22	3.1	11	1	14	19	2	3	53	7.6
21	POWE, Debreasha	7-7	189:07	27.0	20-50	.400	11-29	.379	1-2	.500	2	11	13	1.9	5	0	3	3	3	2	52	7.4
14	SHEPPARD, Mjracle	7-0	131:38	18.8	12-32	.375	1-3	.333	2-4	.500	10	6	16	2.3	19	1	12	8	1	14	27	3.9
1	GONY, Nyayongah	4-2	81:51	20.5	5-15	.333	3-7	.429	2-2	1.000	3	9	12	3.0	5	0	3	7	4	3	15	3.8
24	MONTAGUE, Quanirah	6-0	43:52	7.3	5-11	.455	0-1	.000	2-7	.286	6	7	13	2.2	7	0	1	2	5	2	12	2.0
22	BROWN-HAGGER, Jasmine	7-0	41:44	6.0	3-11	.273	2-4	.500	2-2	1.000	4	3	7	1.0	7	0	4	2	0	3	10	1.4
Team											16	16	32					3				
Total		7	1425		175-424	.413	45-129	.349	63-96	.656	81	159	240	34.3	112	4	105	108	27	53	458	65.4
Opponents		7	1425		197-422	.467	53-127	.417	82-119	.689	82	186	268	38.3	98	1	109	99	30	54	529	75.6

Team Statistics

	MSU	OPP
Scoring	458	529
Points per game	65.4	75.6
Scoring margin	-10.1	-
Field goals-att	175-424	197-422
Field goal pct	.413	.467
3 point fg-att	45-129	53-127
3-point FG pct	.349	.417
3-pt FG made per game	6.4	7.6
Free throws-att	63-96	82-119
Free throw pct	.656	.689
F-Throws made per game	9.0	11.7
Rebounds	240	268
Rebounds per game	34.3	38.3
Rebounding margin	-4.0	-
Assists	105	109
Assists per game	15.0	15.6
Turnovers	108	99
Turnovers per game	15.4	14.1
Turnover margin	-1.3	-
Assist/turnover ratio	1.0	1.1
Steals	53	54
Steals per game	7.6	7.7
Blocks	27	30
Blocks per game	3.9	4.3
Winning streak	0	-
Home win streak	0	-
Attendance	21000	22657
Home games-Avg/Game	4-5250	3-7552
Neutral site-Avg/Game	-	0-0

Team Results

Date	Opponent	Score	Att.
11/29/2023	Miami (FL)	L 68-74	5135
12/03/2023	at Chattanooga	L 53-59	2170
01/04/2024	Vanderbilt	L 66-71	4261
01/07/2024	at South Carolina	L 66-85	15751
01/18/2024	Tennessee	L 64-75	5507
02/11/2024	Florida	L 70-90	6097
02/18/2024	at Ole Miss	Lot 71-75	4736

NCAA RANKING SUMMARY

Statistic	National Rank	Conference Rank	Value	National Leader	Value	Conference Leader	Value
Assist/Turnover Ratio (349 ranked)	30	2	1.20	Green Bay	1.68	South Carolina	1.45
Assists Per Game (349 ranked)	28	3	17.2	Iowa	21.2	South Carolina	18.9
Bench Points Per Game (349 ranked)	213	9	16.7	Murray St.	37.9	South Carolina	32.4
Blocks Per Game (349 ranked)	17	5	5.1	South Carolina	8.3	South Carolina	8.3
Field Goal Percentage (349 ranked)	36	3	45.3	Indiana	51.8	South Carolina	50.5
Field Goal Percentage Defense (349 ranked)	92	7	38.4	South Carolina	31.4	South Carolina	31.4
Fouls Per Game (349 ranked)	12	1	13.2	Dartmouth	10.8	Mississippi St.	13.2
Free Throw Attempts Per Game (349 ranked)	97	10	18.22	LSU	28.35	LSU	28.35
Free Throw Percentage (349 ranked)	155	5	71.3	Creighton	82.0	Missouri	76.5
Free Throws Made Per Game (349 ranked)	99	8	13.00	LSU	20.85	LSU	20.85
Rebound Margin (349 ranked)	25	4	7.6	LSU	15.0	LSU	15.0
Rebounds (Defensive) Per Game (349 ranked)	40	6	28.1	South Carolina	32.7	South Carolina	32.7
Rebounds (Offensive) Per Game (349 ranked)	47	5	13.8	Ga. Southern	18.1	LSU	17.3
Rebounds Per Game (349 ranked)	20	5	41.93	LSU	47.23	LSU	47.23
Scoring Defense (349 ranked)	165	8	63.4	UAlbany	51.0	South Carolina	54.4
Scoring Margin (349 ranked)	42	5	12.8	South Carolina	32.5	South Carolina	32.5
Scoring Offense (349 ranked)	36	5	76.3	Iowa	92.7	LSU	89.7
Steals Per Game (349 ranked)	145	9	8.1	Niagara	14.8	LSU	11.6
Three Point Attempts Per Game (349 ranked)	237	8	17.2	Marshall	30.8	Arkansas	30.0
Three Point Percentage (349 ranked)	41	4	35.3	Indiana	41.0	South Carolina	39.9
Three Point Percentage Defense (349 ranked)	160	8	30.4	VCU	23.4	Alabama	26.8
Three Pointers Per Game (349 ranked)	167	8	6.1	Montana	11.1	Arkansas	9.3
Turnover Margin (349 ranked)	170	10	0.48	West Virginia	9.28	Auburn	5.52
Turnovers Forced Per Game (349 ranked)	247	12	14.81	Niagara	26.64	LSU	20.96
Turnovers Per Game (349 ranked)	89	4	14.3	Colorado St.	9.1	Arkansas	12.9
Winning Percentage (349 ranked)	52	3	74.1	South Carolina	100.0	South Carolina	100.0

Statistic	Player	National Rank	Conference Rank	Value	National Leader	Value	Conference Leader	Value
Assist/Turnover Ratio (250 ranked)	Lauren Park-Lane	26	3	2.46	Kiara Jackson, UNLV	3.33	Raven Johnson, South Carolina	3.02
Assists (146 ranked)	Lauren Park-Lane	8	1	165	Caitlin Clark, Iowa	220	Lauren Park-Lane, Mississippi St.	165
Assists Per Game (246 ranked)	Lauren Park-Lane	11	2	6.1	Caitlin Clark, Iowa	8.5	Mama Dembele, Missouri	6.8
Blocks (145 ranked)	Jessika Carter	43	7	43	Cameron Brink, Stanford	90	Ashlyn Watkins, South Carolina	67
Blocks Per Game (248 ranked)	Jessika Carter Quanirah Montague	44 196	7 12	1.79 1.00	Cameron Brink, Stanford	3.60	Kamilla Cardoso, South Carolina	2.87
Double Doubles (44 ranked)	Jessika Carter	32	6	11	Lauren Gustin, BYU	25	Aneesah Morrow, LSU Angel Reese, LSU	16 16
Field Goal Attempts (148 ranked)	Jerkaila Jordan	47	2	375	Caitlin Clark, Iowa	591	Aneesah Morrow, LSU	376
Field Goal Percentage (250 ranked)	Jessika Carter Jerkaila Jordan	48 134	2 13	53.1 45.6	Lauren Betts, UCLA	67.3	Kamilla Cardoso, South Carolina	58.6
Field Goals (148 ranked)	Jerkaila Jordan Jessika Carter	38 93	2 6	171 153	Caitlin Clark, Iowa	281	Aneesah Morrow, LSU	184
Free Throw Attempts (147 ranked)					Deja Kelly, North Carolina	195	Angel Reese, LSU	194
Free Throw Percentage (250 ranked)	Jerkaila Jordan	151	6	78.9	Maya McDermott, UNI	96.6	Hayley Frank, Missouri	93.0
Free Throws (149 ranked)					Izzy Higginbottom, Arkansas St.	172	Angel Reese, LSU	143
Minutes Per Game (150 ranked)					Benthe Versteeg, Sacramento St.	38.38	Taliah Scott, Arkansas	36.43
Points (200 ranked)	Jerkaila Jordan Jessika Carter	51 199	2 16	449 356	Caitlin Clark, Iowa	852	Aneesah Morrow, LSU	458
Points Per Game (250 ranked)	Jerkaila Jordan Jessika Carter	92 173	8 11	16.6 14.8	Caitlin Clark, Iowa	32.8	Angel Reese, LSU	19.2
Rebounds (146 ranked)	Jessika Carter	35	5	237	Lauren Gustin, BYU	417	Saylor Poffenbarger, Arkansas	309
Rebounds (Defensive) Per Game (30 ranked)					Lauren Gustin, BYU	10.4	Saylor Poffenbarger, Arkansas	9.8
Rebounds (Offensive) Per Game (30 ranked)					Angel Reese, LSU	5.6	Angel Reese, LSU	5.6
Rebounds Per Game (250 ranked)	Jessika Carter	33	6	9.9	Lauren Gustin, BYU	15.4	Angel Reese, LSU	12.5
Steals (146 ranked)	Jerkaila Jordan	34	5	62	Hannah Hidalgo, Notre Dame	125	Jordyn Cambridge, Vanderbilt	94
Steals Per Game (246 ranked)	Jerkaila Jordan	59	5	2.30	Hannah Hidalgo, Notre Dame	5.00	Jordyn Cambridge, Vanderbilt	3.48
Three Point Attempts (150 ranked)					Caitlin Clark, Iowa	351	Aaliyah Nye, Alabama	207
Three Point Percentage (161 ranked)	Debreasha Powe	35	3	40.5	Meghan Huerter, UAlbany	49.0	Te-Hina Paopao, South Carolina	48.4
Three Pointers (147 ranked)	Debreasha Powe	111	3	53	Caitlin Clark, Iowa	140	Aaliyah Nye, Alabama	91
Three Pointers Per Game (247 ranked)	Debreasha Powe	146	5	2.04	Caitlin Clark, Iowa	5.38	Aaliyah Nye, Alabama	3.37
Triple Doubles (6 ranked)	Darrione Rogers	6	1	1	Caitlin Clark, Iowa	4	Darrione Rogers, Mississippi St. Mama Dembele, Missouri	1 1

HEAD COACH SAM PURCELL



Sam Purcell was named the ninth head coach in Mississippi State women's basketball history on Saturday, March 12, 2022. The 2023-24 season will be his second year as a head coach and his second leading the women's basketball program at Mississippi State.

Purcell has already surpassed the most overall wins, most SEC wins and most NCAA Tournament wins for a head coach through their first two seasons in program history. He is also the first head coach in program history - women's or men's - to record back-to-back 20-plus win seasons in their first two years.

Purcell's first season as a head coach was a season of 'firsts' for the up-and-coming coaching star. A handful of those 'firsts' included his first game as a head coach, his first win, and his first NCAA Tournament appearance; however, it also came with firsts for the Mississippi State women's basketball program that saw Purcell become the winningest first-year head coach in program history.

In his first season sitting in the head chair, Purcell became the winningest head coach at Mississippi State in their debut season with 22 wins while also becoming the first to have a winning record in the SEC after going 9-7 and finishing fifth in the toughest conference in the country. Most impressive, though, is that he guided the Bulldogs to the NCAA Tournament following a three-year hiatus.

In leading the team to the Big Dance in his first season, Purcell set the standard at MSU, as no coach in program history had made the NCAA Tournament before their third season leading the program. On top of that, Purcell became the fastest coach at State to win a pair of NCAA Tournament games. In winning two tournament games, MSU became the first team in NCAA Women's Basketball history to advance to the tournament's Second Round after starting in the First Four round.

Purcell helped guide a pair of Bulldogs to All-Conference honors during the 2022-23 season. He coached Jessika Carter to Second Team All-SEC honors and a place on the SEC All-Defensive Team. Carter had a career season under Purcell, setting career bests in points scored (458), blocked shots (65) and assists (42). He also led Debreasha Powe to the SEC All-Freshmen team after a promising rookie campaign for the Mississippi native.

Known as an elite recruiter, Purcell hit the ground running in year one, signing the nation's 16th-ranked recruiting class despite not having the luxury of an entire season of recruiting. The 2023 signing class, which ranked as the second-best class in program history, just behind MSU's 2018 class, featured one espnW top 50 recruit, two other top 100 recruits, and a junior college All-American.

Before he arrived in Starkville, Purcell spent nine seasons at Louisville under the direction of future hall of famer Jeff Walz. While on the staff at Louisville, Purcell helped guide the Cardinals to a 266-48 overall record with eight NCAA Tournament appearances, seven Sweet 16s, five Elite Eights and two Final Fours. He also helped lead Louisville to four ACC Regular Season Championships and the 2018 ACC Tournament title, their first tournament crown since 1993.

PURCELL YEAR-BY-YEAR COACHING RECORD

YEAR	SCHOOL	OVERALL	HOME	ROAD	NEUTRAL	SEC	SECT	NCAA
2022-23	Mississippi State	22-11	14-2	3-7	5-2	9-7 (T-5th)	0-1	2-1 (Second Round)
2023-24	Mississippi State	20-7	10-4	7-3	3-0	7-5	0-0	0-0
TOTAL		42-18	24-6	10-10	8-2	16-12	0-1	2-1

PERSONAL INFORMATION

Birthday: Oct. 5, 1979

Hometown: Dalton, Ga.

Wife: Meghan

Children: Reese, Rylee and Reagan

Education: Auburn (2003)

PLAYING CAREER

YEAR	SCHOOL
1999-00	Southern Union State C.C.

COACHING CAREER

YEAR	SCHOOL	POSITION
2000-03	Auburn	Student Assistant
2003-05	Auburn	Video Coordinator
2005-07	Tulsa	Assistant Coach
2009-13	Georgia Tech	Assistant Coach
2013-17	Louisville	Assistant Coach
2017-22	Louisville	Assoc. Head Coach
2022-	Mississippi State	Head Coach



1 NYAYONGAH GONY

R-JR. | F | 6-4 | LINCOLN, NEB. | LINCOLN HIGH SCHOOL | MIAMI (FLA.) | NYE-YUN-GAH GO-KNEE

LAST FIVE GAMES

Table with 15 columns: GS, MIN, FG-FGA, FG%, 3FG-3FGA, 3FG%, FT-FTA, FT%, O-D-REB, PF, AST, TO, BLK, STL, PTS +/-

SEASON STATISTICS

Summary table with 12 columns: Games Played, Minutes/game, Points/game, FG Pct, 3FG Pct, FT Pct, Rebounds/game, Assists/game, Turnovers/game, Assist/Turnover ratio, Steals/game, Blocks/game

2023-24

- A long athletic post with an ability to stretch the floor offensively and command the top of the press and zone defensively, Gony has a 6' 8.5" wingspan, which is second on the team behind graduate student center Jessika Carter's 6' 10".
Added six points and knocked down 2-4 from three with a steal and a rebound in 13 minutes vs. Florida on Feb. 11.

CAREER NOTES (MISSISSIPPI STATE 2021-, MIAMI FLA. 2020-21, LINCOLN HIGH SCHOOL)

- Transferred from Miami (Fla.) transfer after the 2020-21 season before redshirting in 2021-22.
Played in eight games in reserve role in 2022-23.

GAME-BY-GAME

Large table with columns for Opponent, Date, GS, MIN, FG-FGA, PCT, 3FG-3FGA, PCT, FT-FTA, PCT, REBOUNDS (OFF, DEF, TOT, AVG), PF, A, TO, BLK, STL, PTS, AVG

CAREER

Summary table with columns: SEASON, TEAM, GP-GS, MIN/AVG, FG-FGA, FG%, 3FG-3FGA, 3FG%, FT-FTA, FT%, REBOUNDS (OFF, DEF, TOT, AVG), PF-FO, A, TO, BLK, STL, PTS, AVG

PRODUCTION STATISTICS

Table with columns: 20-21*, 22-23, 23-24, CAREER. Rows include Double-Double, 10+ Points, 20+ Points, 3+ 3FG Made, etc.

HIGHS

POINTS
Season.....7, vs. Miami (Fla.) 11/29/23
SEC.....6, vs. Florida 2/11/24
Career.....13, at Syracuse 1/17/21*

REBOUNDS

Season.....10, vs. Miami (Fla.) 11/29/23
SEC.....3, at Georgia 1/29/23
Career.....10, vs. Miami (Fla.) 11/29/23

ASSISTS

Season.....2, (3x) last at Chattanooga 12/3/23
SEC.....1, at Florida 1/22/24
Career.....3, vs. ULM 1/29/22

BLOCKS

Season.....3, vs. Miami (Fla.) 11/29/23
SEC.....3, vs. Miami (Fla.) 11/29/23
Career.....3, vs. Miami (Fla.) 11/29/23

STEALS

Season...2, vs. Miami (Fla.) 11/29/23, vs. Jacksonville St. 11/12/23
SEC.....1, vs. Florida 2/11/24, at Florida 1/22/24
Career.....2, (3x) last vs. Miami (Fla.) 11/29/23

FIELD GOALS MADE

Season.....2, (4x) last vs. Florida 2/11/24
SEC.....2, vs. Florida 2/11/24
Career.....4, at Syracuse 1/17/21*

FIELD GOALS ATTEMPTED

Season.....9, vs. Miami (Fla.) 11/29/23
SEC.....4, vs. Florida 2/11/24
Career.....9, vs. Miami (Fla.) 11/29/23

THREE-POINT FIELD GOALS MADE

Season.....2, vs. Florida 2/11/24
SEC.....2, vs. Florida 2/11/24
Career.....3, at Florida St. 2/14/21*

THREE-POINT FIELD GOALS ATTEMPTED

Season.....4, vs. Miami (Fla.) 11/29/23
SEC.....3, vs. Florida 2/11/24
Career.....8, at Florida St. 2/14/21*

FREE THROWS MADE

Season.....2, vs. Miami (Fla.) 11/29/23
SEC.....2, vs. Florida 2/11/24
Career.....4, at Syracuse 1/17/21*

FREE THROWS ATTEMPTED

Season.....3, vs. New Orleans 11/15/23
SEC.....4, at Syracuse 1/17/21*

MINUTES

Season.....39, (38:47) vs. Miami (Fla.) 11/29/23
SEC.....13, (13:21) vs. Florida 2/11/24
Career.....39, (38:47) vs. Miami (Fla.) 11/29/23

* AT MIAMI (FLA.)



13 ROCÍO JIMÉNEZ

FR. | F/C | 6-7 | ELÍAS PIÑA, DOMINICAN REPUBLIC | CENTRAL POINTE CHRISTIAN ACADEMY | ROW-SEE-OH HIM-MEN-EZ

2023-24

- Will redshirt as a mid-year enrollee and rehab an injury sustained prior to arriving to the program.
- Head coach Sam Purcell raves about her unique size and ability and wanted to get her on campus during the season due in part to her ability to learn from veteran posts such as Jessika Carter, Erynn Barnum and Ramani Parker.

PRIOR TO MISSISSIPPI STATE (CENTRAL POINT CHRISTIAN ACADEMY)

- Originally slated for the 2025 class, Jiménez reclassified and was ranked as the No. 257 overall prospect by Collegiate Girls Basketball Report – Dan Olson.
- In her first season at the high school ranks, Jiménez led Central Point Christian Academy to a 21-5 record and recorded a performance of 14 points and 17 rebounds.
- Was one of the youngest players on her Dominican Republic AmeriCup team that earned a silver medal at a pre-qualifying event.
- Chose Mississippi State over interest from Ole Miss, Louisville, Auburn, Michigan State, Miami (Fla.) and others.

PRODUCTION STATISTICS

	23-24	CAREER
Double-Double		
10+ Points		
20+ Points		
3+ 3FG Made.....		
5+ Free Throws Made		
5+ Rebounds.....		
5+ Assists.....		
10+ Rebounds		
10+ Assists		
3+ Blocks		
3+ Steals.....		
Led In Points.....		
Led In Rebounds.....		
Led In Assists.....		
Led In Blocks		
Led In Steals.....		
Led In Minutes		

HIGHS

POINTS
Season
SEC.....
Career

REBOUNDS

Season
SEC.....
Career

ASSISTS

Season
SEC.....
Career

BLOCKS

Season
SEC.....
Career

STEALS

Season
SEC.....
Career

FIELD GOALS MADE

Season
SEC.....
Career

FIELD GOALS ATTEMPTED

Season
SEC.....
Career

THREE-POINT FIELD GOALS MADE

Season
SEC.....
Career

THREE-POINT FIELD GOALS ATTEMPTED

Season
SEC.....
Career

FREE THROWS MADE

Season
SEC.....
Career

FREE THROWS ATTEMPTED

Season
SEC.....
Career

MINUTES

Season
SEC.....
Career



21

DEBREASHA POWE

SO. | G | 6-1 | MERIDIAN, MISS. | MERIDIAN HIGH SCHOOL | DUH-BREE-SHAH

LAST FIVE GAMES

Table with columns: GS, MIN, FG-FGA, FG%, 3FG-3FGA, 3FG%, FT-FTA, FT%, O-D-REB, PF, AST, TO, BLK, STL, PTS, +/-

SEASON STATISTICS

Table with columns: Games Played, Minutes/game, Points/game, FG Pct, 3FG Pct, FT Pct, Rebounds/game, Assists/game, Turnovers/game, Assist/Turnover ratio, Steals/game, Blocks/game

CAREER HONORS

2023 SEC All-Freshmen Team | 2022-23 First Year SEC Year Academic Honor Roll | 2023-24 SEC Women's Basketball Leadership Council

2023-24

- Head coach Sam Purcell raves about Powe's quick release and the balance of her form. She is connecting on a career-best 40.5 percent (53-131) - a +10.3 percent increase from her freshman season - from three this season. Her 53 three-pointers are third in the SEC and her 40.5 percent is also third as of Feb. 20. She has eight games of three-plus threes made this season.

CAREER NOTES (MISSISSIPPI STATE 2022-, MERIDIAN HIGH SCHOOL)

- Named to the 2023 SEC All-Freshmen team after averaging 8.2 points and 5.0 rebounds in 27.4 minutes per game in 2022-23. Rated as a four-star recruit, 84th-overall prospect nationally and the top player in Mississippi in the 2022 class by espnW HoopGuriz out of Meridian High School.

GAME-BY-GAME

Large table with columns: Opponent, Date, GS, MIN, FG-FGA, PCT, 3FG-3FGA, PCT, FT-FTA, PCT, OFF DEF TOT AVG, PF, A, TO, BLK, STL, PTS, AVG

CAREER

Table with columns: SEASON TEAM, GP-GS, MIN/AVG, FG-FGA, FG%, 3FG-3FGA, 3FG%, FT-FTA, FT%, OFF DEF TOT AVG, PF-FO, A, TO, BLK, STL, PTS, AVG

PRODUCTION STATISTICS

Table with columns: 22-23, 23-24, CAREER. Rows include Double-Double, 10+ Points, 20+ Points, 3+ 3FG Made, 5+ Free Throws Made, 5+ Rebounds, 5+ Assists, 10+ Rebounds, 10+ Assists, 3+ Blocks, 3+ Steals, Led In Points, Led In Rebounds, Led In Assists, Led In Blocks, Led In Steals, Led In Minutes.

HIGHS

Table with column: POINTS. Rows: Season (24 vs. Tulsa 11/26/23), SEC (21 at Tennessee 1/5/23), Career (24 vs. Tulsa 11/26/23)

REBOUNDS

Table with column: REBOUNDS. Rows: Season (9 vs. Southeastern La. 11/10/23), SEC (9 at Vanderbilt 12/29/22), Career (13 vs. North Alabama 11/11/22)

ASSISTS

Table with column: ASSISTS. Rows: Season (3 vs. Clemson 11/24/23), SEC (4 vs. Georgia 2/8/24, at Tennessee 1/5/23), Career (4 vs. Georgia 2/8/24, at Tennessee 1/5/23)

BLOCKS

Table with column: BLOCKS. Rows: Season (3 vs. Alcorn St. 11/6/23), SEC (1, (9x) last vs. LSU 1/29/24), Career (3 vs. Alcorn St. 11/6/23, vs. North Alabama 11/11/22)

STEALS

Table with column: STEALS. Rows: Season (4 vs. Clemson 11/24/23), SEC (3 at Kentucky 2/1/24, at Ole Miss 1/26/23), Career (6 vs. Nebraska 11/26/22)

FIELD GOALS MADE

Table with column: FIELD GOALS MADE. Rows: Season (9 vs. Tulsa 11/26/23), SEC (7 vs. Vanderbilt 1/4/24, at Tennessee 1/5/23), Career (9 vs. Tulsa 11/26/23)

FIELD GOALS ATTEMPTED

Table with column: FIELD GOALS ATTEMPTED. Rows: Season (16 vs. Tulsa 11/26/23), SEC (15, at Tennessee 1/5/23), Career (17, at South Dakota St. 11/14/22)

THREE-POINT FIELD GOALS MADE

Table with column: THREE-POINT FIELD GOALS MADE. Rows: Season (6 vs. Tulsa 11/26/23), SEC (6, at Tennessee 1/5/23), Career (6 vs. Tulsa 11/26/23, at Tennessee 1/5/23)

THREE-POINT FIELD GOALS ATTEMPTED

Table with column: THREE-POINT FIELD GOALS ATTEMPTED. Rows: Season (13 vs. Tulsa 11/26/23), SEC (10, at Tennessee 1/5/23), Career (13 vs. Tulsa 11/26/23)

FREE THROWS MADE

Table with column: FREE THROWS MADE. Rows: Season (5, at Florida 1/22/24), SEC (5, at Florida 1/22/24), Career (5, at Florida 1/22/24)

FREE THROWS ATTEMPTED

Table with column: FREE THROWS ATTEMPTED. Rows: Season (6, at Florida 1/22/24), SEC (6, at Florida 1/22/24), Career (6, at Florida 1/22/24)

MINUTES

Table with column: MINUTES. Rows: Season (38, (37-39) vs. Miami (Fla.) 11/29/23), SEC (37, (36-37) vs. Auburn 1/19/23, (36-36) at Tennessee 1/5/23), Career (39, (39-27) at South Dakota St. 11/14/22)



23 RAMANI PARKER

R-SR. | F | 6-4 | FRESNO, CALIF. | MONTVERDE ACADEMY | LOUISVILLE | RAH-MON-EE

SEASON STATISTICS

Games Played	Minutes/game	Points/game	FG Pct	3FG Pct	FT Pct	Rebounds/game	Assists/game	Turnovers/game	Assist/Turnover ratio	Steals/game	Blocks/game
2	10.1	3.0	60.0	0.0	0.0	5.5	0.5	2.0	0.3	0.5	0.0

2023-24

- Despite suffering a season-ending injury two contests into the season, head coach Sam Purcell has mentioned the veteran presence that Ramani Parker provides and her energy around the program at practice and on the bench during games.
- Suffered a season-ending injury vs. Southeastern Louisiana on Nov. 10.
- Filled the stat sheet with nine rebounds, six points, an assist and a steal vs. Alcorn St. on Nov. 6.
- One of five returners from Purcell's first team on the roster - was also with Purcell at Louisville.

CAREER NOTES (MISSISSIPPI STATE 2022-, LOUISVILLE 2019-22, MONTVERDE ACADEMY)

- Set career-highs averages in nearly every category - minutes, points, rebounds, assists, blocks and steals - in her first season at Mississippi State in 2022-23.
- Served as a key rotational piece and scored in all 22 games she played in in 2022-23. . She led the team in blocks in five games and averaged double-digit minutes for the first time in her career last season.
- Recorded a career-high 11 points on 5-9 from the field in 18 minutes vs. North Alabama on Nov. 11, 2022.
- Finished with 10-plus rebounds twice in 2022-23, highlighted by a career-high 11 rebounds vs. South Dakota St. on Nov. 14, 2022
- Made her first career start at LSU on Feb. 26, 2023.
- Transferred to Mississippi State after spending three seasons at Louisville from 2019-22, redshirting in 2019-20, with now head coach Sam Purcell, who served as an associate coach with the Cardinals at the time.
- Appeared in 31 games with Louisville in 2021-22, including the Cardinals' Final Four contest vs. South Carolina.
- Rated a four-star and 99th-overall prospect in the 2019 class by espnW HoopGurlz.
- Played for Montverde Academy in Montverde, Fla. in her senior season after transferring from Central High School in Fresno, Calif.

GAME-BY-GAME

Opponent	Date	GS	MIN	Total		3-Pointers		Free throws		Rebounds				Scoring						
				FG-FGA	PCT	3FG-3FGA	PCT	FT-FTA	PCT	OFF	DEF	TOT	AVG	PF	A	TO	BLK	STL	PTS	AVG
Alcorn	11/06/2023		15:10	3-5	.600	0-0	.000	0-2	.000	3	6	9	9.0	0	1	3	0	1	6	6.0
Southeastern La.	11/10/2023 *		05:03	0-0	.000	0-0	.000	0-0	.000	1	1	2	5.5	0	0	1	0	0	0	3.0
Totals		1	20:13	3-5	.600	0-0	.000	0-2	.000	4	7	11	5.5	0	1	4	0	1	6	3.0

CAREER

SEASON	TEAM	GP-GS	MIN/AVG	Field Goals		3-Point		F-Throws		Rebounds				Scoring						
				FG-FGA	FG%	3FG-3FGA	3FG%	FT-FTA	FT%	OFF	DEF	TOT	AVG	PF-FO	A	TO	BLK	STL	PTS	AVG
2020-21	LOU	17-0	117/6.9	19-29	.655	0-1	.000	8-12	.667	11	27	38	2.2	19-0	1	10	5	1	46	2.7
2021-22	LOU	14-0	44/3.2	8-12	.667	3-4	.750	1-1	1.000	2	7	9	0.6	7-0	0	3	1	0	20	1.4
2022-23	MSU	22-1	337/15.3	39-87	.448	11-28	.393	16-24	.667	24	62	86	3.9	39-1	7	21	15	14	105	4.8
2023-24	MSU	2-1	20/10.1	3-5	.600	0-0	.000	0-2	.000	4	7	11	5.5	0-0	1	4	0	1	6	3.0
TOTAL FOR MSU	24-2	357/14.9	42-92	.457	11-28	.393	16-26	.615	.28	69	97	4.0	39-1	8	25	15	15	111	4.6	
TOTAL	55-2	518/9.4	69-133	.519	14-33	.424	25-39	.641	41	103	144	2.6	65-1	9	38	21	16	177	3.2	

PRODUCTION STATISTICS

	20-21*	21-22*	22-23	23-24	CAREER
Double-Double			1	1	2
10+ Points					
20+ Points					
3+ 3FG Made					
5+ Free Throws Made					
5+ Rebounds	2	7	1		10
5+ Assists					
10+ Rebounds		2			2
10+ Assists					
3+ Blocks		1			1
3+ Steals		1			1
Led In Points					
Led In Rebounds		2			2
Led In Assists					
Led In Blocks	2	5			7
Led In Steals	1	1			2
Led In Minutes					

* AT LOUISVILLE

HIGHS

POINTS	Season	SEC	Career
6	vs. Alcorn St. 11/6/23	8	vs. Tennessee 2/6/23
11	vs. North Alabama 11/11/22		

REBOUNDS

REBOUNDS	Season	SEC	Career
9	vs. Alcorn St. 11/6/23	10	vs. Alabama 2/19/23
11	vs. South Dakota St. 11/14/22		

ASSISTS

ASSISTS	Season	SEC	Career
1	vs. Alcorn St. 11/6/23	1	vs. Kentucky 1/22/23
3	vs. Mississippi Valley St. 11/9/22		

BLOCKS

BLOCKS	Season	SEC	Career
2	vs. Arkansas 2/23/23, vs. Alabama 2/19/23		
3	vs. Texas A&M-Commerce 12/11/22		

STEALS

STEALS	Season	SEC	Career
1	vs. Alcorn St. 11/6/23	1	(4x) last vs. Texas A&M 3/2/23
4	vs. Georgetown 11/25/22		

FIELD GOALS MADE

FIELD GOALS MADE	Season	SEC	Career
3	vs. Alcorn St. 11/6/23	3	at Missouri 2/6/23
5	vs. North Alabama 11/11/22, vs. Bellarmine 1/21/21*		

FIELD GOALS ATTEMPTED

FIELD GOALS ATTEMPTED	Season	SEC	Career
5	vs. Alcorn St. 11/6/23	6	vs. Arkansas 2/23/23
9	vs. North Alabama 11/11/22		

THREE-POINT FIELD GOALS MADE

THREE-POINT FIELD GOALS MADE	Season	SEC	Career
2	at LSU 2/26/23		
2	vs. Illinois 3/15/23, at LSU 2/26/23		

THREE-POINT FIELD GOALS ATTEMPTED

THREE-POINT FIELD GOALS ATTEMPTED	Season	SEC	Career
4	at LSU 2/26/23		
4	(3x) last vs. Illinois 3/15/23		

FREE THROWS MADE

FREE THROWS MADE	Season	SEC	Career
3	vs. Texas A&M 3/2/23, vs. Tennessee 2/6/23		
3	(3x) last vs. Texas A&M 3/2/23		

FREE THROWS ATTEMPTED







FREE THROWS ATTEMPTED	Season	SEC	Career
2	vs. Alcorn St. 11/6/23	4	vs. Texas A&M 3/2/23, vs. Tennessee 2/6/23
4	vs. Texas A&M 3/2/23, vs. Tennessee 2/6/23		

MINUTES

MINUTES	Season	SEC	Career
15	(15:10) vs. Alcorn St. 11/6/23	27	(27:23) at LSU 2/26/23
29	(29:20) at South Dakota St. 11/14/22		

* AT LOUISVILLE

TV/RADIO CHART

0		DARRIONE ROGERS Guard 5-11 Sr. Chicago, Ill. Lake Park West High School DePaul MAJOR: Interdisciplinary Studies	GP-GS	PPG	RPG	APG	FG%	FT%	<ul style="list-style-type: none"> • 22.6 minutes, 7.9 points, 3.5 rebounds, 2.6 assists per game highest among bench players - has made four starts this season. • 10-plus points scored in five in the last seven games. • SEC POTW after program's first triple-double since Dec. 16, 2000 with 14 points, 12 rebounds and 10 assists vs. MVSU on Dec. 29.
		2023-24	27-4	7.9	3.5	2.6	38.3%	87.2%	
		CAREER	117-74	11.3	4.8	3.2	37.3%	82.8%	
1		NYAYONGAH GONY Forward 6-4 R-Jr. Lincoln, Neb. Lincoln High School Miami MAJOR: Interdisciplinary Studies	GP-GS	PPG	RPG	APG	FG%	FT%	<ul style="list-style-type: none"> • Returned at Florida on Jan. 22 after missing the last 10 games. • With a 6' 8.5" wingspan, Gony provides length and can play multiple positions on the floor. Named Purcell's "Dawg" of the offseason. • Career-highs in minutes, rebounds and blocks with 10 rebounds, seven points and three blocks in 39 minutes vs. Miami (Fla) in first career start.
		2023-24	17-2	2.0	1.6	0.6	40.6%	57.1%	
		CAREER	47-2	2.4	1.4	0.4	37.4%	66.7%	
2		JERKAILA JORDAN Guard 5-9 Sr. New Orleans, La. John Curtis High School Tulane MAJOR: Interdisciplinary Studies	GP-GS	PPG	RPG	APG	FG%	FT%	<ul style="list-style-type: none"> • 30 career 20-plus points games and nine this season. • Leads the team with 16.6 points per game, also averaging a career-best 6.2 rebounds per game. Has led the team in scoring in 14 games. • 11 points and 11 rebounds at Texas A&M on Feb. 4 to her sixth double-double of the season - had four for her career entering season.
		2023-24	27-27	16.6	6.2	2.6	45.6%	78.9%	
		CAREER	116-116	14.5	5.2	2.0	45.5%	72.2%	
3		LAUREN PARK-LANE Guard 5-3 Gr.^ Wilmington, Del. Sanford School Seton Hall MAJOR: Undeclared	GP-GS	PPG	RPG	APG	FG%	FT%	<ul style="list-style-type: none"> • Led team in assists in 23 of 27 games, 10 of 12 SEC games - One of seven players in NCAA WBB history with 800 career assists and 2,000 career points, eighth nationally and leads the SEC with 165 assists. • 2,155 career points are eighth among active players, 863 assists are second. Named SEC POTW on Dec. 26 after a school-record (m and w) 10-17 from three at Colorado St on Dec. 20.
		2023-24	27-26	9.3	2.9	6.1	40.7%	65.6%	
		CAREER	147-146	14.7	2.4	5.9	40.0%	78.5%	
4		JESSIKA CARTER Center 6-5 Gr.^ Waverly Hall, Ga. Harris County High School MAJOR: Masters - Workforce Education Leadership	GP-GS	PPG	RPG	BPG	FG%	FT%	<ul style="list-style-type: none"> • Career-best in points, rebounds and minutes with 14.8 points and 9.9 rebounds in 31.6 minutes per game. • 39 career double-doubles - second-most among active SEC players and third in program history - 20-1 under Purcell when she has a double-double. • 25 points and five rebounds vs. Ole Miss on Jan. 14.
		2023-24	24-23	14.8	9.9	1.8	53.1%	64.9%	
		CAREER	143-105	11.4	7.3	1.6	54.6%	64.7%	
5		ERYNN BARNUM Forward 6-2 Gr.^ Little Rock, Ark. Little Rock Central High School Arkansas MAJOR: Undeclared	GP-GS	PPG	RPG	APG	FG%	FT%	<ul style="list-style-type: none"> • 16.6 points, 5.0 rebounds on 64.2 percent from the field over the last five games. • Four double-doubles this season - four in five seasons at Arkansas. • Second on team with 6.4 rebounds per game. • A driver who gets to the line, Barnum is second on the team in free throws made and attempted, 25-33 for 75.8 percent from line in SEC play.
		2023-24	25-25	9.9	6.4	1.2	49.7%	69.8%	
		CAREER	139-72	9.5	5.3	0.9	52.3%	63.3%	
14		MJRACLE SHEPPARD Guard 6-0 Fr. Kent, Wash. Montverde Academy MAJOR: Kinesiology	GP-GS	PPG	RPG	APG	FG%	FT%	<ul style="list-style-type: none"> • Second on team with 41 steals; has led the team in steals in seven games. • Career-high 27 minutes in back-to-back contests vs. LSU and at Kentucky. • SEC CO-FOTW on Jan. 30 after 12 points, five assists, four rebounds and six steals in 27 minutes vs. LSU on Jan. 29. • First high school signee for Purcell - special relationship, four star and 48th-overall prospect in 2023 by espnW HoopGurtz.
		2023-24	27-1	5.2	2.7	2.0	45.7%	67.3%	
		CAREER	27-1	5.2	2.7	2.0	45.7%	67.3%	
21		DEBREASHA POWE Guard 6-1 So. Meridian, Miss. Meridian High School MAJOR: Communications	GP-GS	PPG	RPG	APG	FG%	FT%	<ul style="list-style-type: none"> • Career-best 40.5 [53-131] from three, +10.3 percent from last season. • Her 53 threes is third in the SEC and her 40.5 percent is third in the SEC as of Feb. 20. 16 threes in SEC play are second on the team. • Has scored 10-plus points 12 times this season and 22 in her career. • Has three-plus threes in eight games this season and 11 for her career.
		2023-24	26-26	9.6	3.2	1.0	42.9%	76.7%	
		CAREER	59-58	8.8	4.2	1.0	41.0%	76.6%	
22		JASMINE BROWN-HAGGER Guard 5-9 Fr. Shorewood, Ill. Example Academy MAJOR: Pre-Engineering	GP-GS	PPG	RPG	APG	FG%	FT%	<ul style="list-style-type: none"> • Great on-ball defense - team-high two steals at Ole Miss on Feb. 18. • Recorded four points on 2-2 from the field, two rebounds, a steal and an assist in 15 minutes - 10 minutes in 4th/OT - at Kentucky on Feb. 1. • Four-star recruit and 54th-overall prospect in 2023 class by espnW HoopGurtz; the top-ranked player in Illinois. Mid-range arsenal offensively.
		2023-24	25-0	1.8	1.4	0.5	30.9%	100%	
		CAREER	25-0	1.8	1.4	0.5	30.9%	100%	
23		RAMANI PARKER Forward 6-4 R-Sr. Fresno, Calif. Montverde Academy MAJOR: Interdisciplinary Studies	GP-GS	PPG	RPG	APG	FG%	FT%	<ul style="list-style-type: none"> • Provides a veteran presence for post group with rehabbing injury. • Suffered season-ending injury vs. Southeastern Louisiana on Nov. 10. • Recorded six points and nine rebounds vs. Alcorn St on Nov. 6. • Averaged a career-high 4.8 points and 3.9 rebounds and scored in all 20 appearances in 2022-23.
		2023-24	2-1	3.0	5.5	0.5	60.0%	0.0%	
		CAREER	55-2	3.2	2.6	0.2	51.9%	64.1%	
24		QUANIRAH MONTAGUE Forward/Center 6-6 Fr. Atlantic City, N.J. Atlantic City High School MAJOR: Undeclared	GP-GS	PPG	RPG	BPG	FG%	FT%	<ul style="list-style-type: none"> • 6'8" wingspan. special size, length, quickness. 24 blocks second on team. • SEC FOTW on Jan. 2 after recording her first career double-double with 14 points, 13 rebounds and six blocks in 23 minutes vs. MVSU on Dec. 29. • Highest-rated recruit (No. 48) in Mississippi State's 2023 class, a four-star recruit by espnW HoopGurtz.
		2023-24	24-0	3.0	2.7	1.0	50.8%	52.4%	
		CAREER	24-0	3.0	2.7	1.0	50.8%	52.4%	
HC		SAM PURCELL HEAD COACH 2ND SEASON ALMA MATER: AUBURN	Career Record: 42-18 SEC Record: 16-12 (0-1 in SECT)						<ul style="list-style-type: none"> • Has already recorded most overall, SEC wins and NCAA Tournament wins by a head coach at Mississippi State in their first two seasons. • First head coach - women's or men's - to record back-to-back 20-plus win seasons in their first two years. • Hired March 12, 2022 as the program's ninth head coach • Guided the program to 2023 NCAA Tournament after a three-year hiatus. • Winningest first-year head coach at Mississippi State; fastest coach in program history to win a pair of NCAA Tournament games. • Guided Mississippi State back into the AP Top-25 and USA Today Coaches Poll after it was out of the poll since 2021.