



Officials: Don Daily, Steven Anderson, Rob Rorke

Kentucky - 109

Record: 16-6 (6-4)

NO.	Name	Min	FG			3P			FT			Rebounds			Fouls		TP	AS	TO	ST	Blocks		+/-
			M-A	M-A	M-A	OR	DR	TOT	PF	FD	OR	DR	TOT	BS	BA								
33	Ugonna Onyenso	F 15:12	1-4	0-0	0-0	4	2	6	2	0	2	1	2	1	2	1	0	0	5				
1	Justin Edwards	G 19:36	5-10	1-3	6-6	0	0	0	3	2	17	3	1	2	0	1	12						
3	Adou Thiero	G 18:26	2-5	0-0	0-0	1	3	4	1	0	4	2	0	1	0	1	21						
12	Antonio Reeves	G 31:01	9-16	6-9	0-0	1	5	6	1	0	24	2	0	1	1	1	22						
15	Reed Sheppard	G 36:22	2-6	2-5	0-0	0	5	5	3	0	6	3	4	5	1	1	35						
0	Rob Dillingham	29:35	7-12	4-5	2-2	0	3	3	2	2	20	9	1	0	0	1	29						
2	Aaron Bradshaw	18:32	4-7	0-1	4-4	3	4	7	1	4	12	0	0	0	0	0	24						
44	Zvonimir Ivisic	12:02	5-7	1-1	0-0	6	1	7	5	0	11	2	3	0	1	0	11						
23	Jordan Burks	15:10	6-6	1-1	0-0	0	5	5	1	1	13	0	1	0	0	0	0						
20	Joey Hart	02:16	0-0	0-0	0-0	0	0	0	0	0	0	0	0	0	0	0	1						
13	Grant Darbyshire	00:37	0-0	0-0	0-0	0	0	0	0	0	0	0	0	0	0	0	0						
14	Brennan Canada	00:37	0-0	0-0	0-0	0	1	1	0	0	0	0	0	0	0	0	0						
25	Kareem Watkins	00:37	0-1	0-1	0-0	0	0	0	0	0	0	0	0	0	0	0	0						
Team						3	3	6			0		0										
Totals			41-74	15-26	12-12	18	32	50	19	9	109	22	12	10	3	5	32						

Shooting By Period		
1st FG%	21-36	58.3%
3PT%	10-14	71.4%
FT%	2-2	100%
2nd FG%	20-38	52.6%
3PT%	5-12	41.7%
FT%	10-10	100%
GM FG%	41-74	55.4%
3PT%	15-26	57.7%
FT%	12-12	100.0%

Dead Ball Rebounds: 0, 0

Technical Fouls::NONE

Vanderbilt - 77

Record: 6-16 (1-8)

NO.	Name	Min	FG			3P			FT			Rebounds			Fouls		TP	AS	TO	ST	Blocks		+/-
			M-A	M-A	M-A	OR	DR	TOT	PF	FD	OR	DR	TOT	BS	BA								
2	Ven-Allen Lubin	F 27:13	2-5	0-2	4-5	2	3	5	0	5	8	0	1	0	1	0	-28						
0	Tyrin Lawrence	G 28:36	2-6	1-4	5-6	0	2	2	0	3	10	2	4	1	1	0	-33						
5	Ezra Manjon	G 28:33	4-12	0-1	6-9	2	1	3	0	5	14	9	3	2	1	1	-21						
10	Jordan Williams	G 06:41	0-0	0-0	0-0	0	0	0	1	0	0	0	0	0	0	0	-7						
12	Evan Taylor	G 21:25	7-14	5-8	1-3	4	1	5	1	1	20	0	1	0	1	0	-22						
4	Isaiah West	12:38	0-3	0-2	0-0	0	0	0	0	0	0	1	0	0	0	1	-2						
21	Tasos Kamateros	12:53	2-4	2-4	0-0	0	0	0	1	0	6	1	0	0	0	0	1						
23	Jason Rivera-Torres	14:39	0-8	0-6	2-2	1	3	4	1	3	2	1	0	1	1	1	-17						
3	Paul Lewis	17:22	2-5	1-4	3-3	0	0	0	1	1	8	0	1	0	0	0	-15						
24	JaQualon "JQ" Roberts	15:22	2-3	2-2	0-0	0	1	1	2	0	6	0	1	1	0	0	-12						
13	Malik Presley	11:31	1-2	0-1	1-2	2	2	4	1	1	3	0	0	0	0	0	-1						
35	Carter Lang	03:07	0-0	0-0	0-0	1	0	1	1	0	0	0	0	0	0	0	-3						
Team						1	2	3			0		1										
Totals			22-62	11-34	22-30	13	15	28	10	19	77	14	12	5	5	3	-32						

Shooting By Period		
1st FG%	13-34	38.2%
3PT%	5-16	31.3%
FT%	7-11	63.6%
2nd FG%	9-28	32.1%
3PT%	6-18	33.3%
FT%	15-19	78.9%
GM FG%	22-62	35.5%
3PT%	11-34	32.4%
FT%	22-30	73.3%

Dead Ball Rebounds: 3, 0

Technical Fouls:Coach 2nd7:40

	UK	Vandy
Biggest lead	33 (2 nd 1:30)	0 (1 st 20:00)
Best Scoring Run	8 (1 st 14:23)	5 (1 st 4:47)
Lead Changes	0	
Times Tied	0	
Time with Lead	39:41	00:00

	UK	Vandy
Points from		
Turnovers	21	14
Paint	48	14
Second Chance	26	14
Fast Breaks	30	6
Bench	56	25

	Period by Period Scoring		
	1st	2nd	TOT
UK	54	55	109
Vandy	38	39	77



Period 1

Quarter Starters:

Vandy	0 Lawrence T	2 Lubin V	5 Manjon E	10 Williams J	12 Taylor E
UK	1 Edwards J	3 Thiero A	12 Reeves A	15 Sheppard R	33 Onyenso U

Game Time	Vandy	Score	Diff	UK
20:00	2 LUBIN V jumpball lost			33 ONYENSO U jumpball won
19:41		0-2	-2	12 REEVES A 2pt FG outside the paint, pull up jump shot made (2)
19:09	5 MANJON E 2pt FG outside the paint, pull up jump shot missed			
19:03	12 TAYLOR E offensive rebound (1)			
19:03	12 TAYLOR E 2pt FG second chance in the paint, layup missed			
19:02				33 ONYENSO U defensive rebound (1)
18:55				12 REEVES A 2pt FG in the paint, layup missed
18:53				33 ONYENSO U offensive rebound (2)
18:50		0-5	-5	1 EDWARDS J 3pt FG second chance, jump shot made (3)
18:50				15 SHEPPARD R assist (1)
18:28	2 LUBIN V 3pt FG , jump shot missed			
18:26				15 SHEPPARD R defensive rebound (1)
18:02				1 EDWARDS J 3pt FG , jump shot missed
17:59	12 TAYLOR E defensive rebound (2)			
17:50	5 MANJON E 2pt FG in the paint, driving layup made (2)	2-5	-3	
17:27				3 THIERO A 2pt FG outside the paint, pull up jump shot missed
17:24	0 LAWRENCE T defensive rebound (1)			
17:18	5 MANJON E 3pt FG , jump shot missed			
17:17				defensive rebound (4)
17:17				1 EDWARDS J substitution out
17:17				0 DILLINGHAM R substitution in
17:03				33 ONYENSO U turnover lost ball (1)
16:58	5 MANJON E 2pt FG from turnover in the paint, layup blocked			
16:58				15 SHEPPARD R block (1)
16:58	offensive rebound (4)			
16:55	12 TAYLOR E 3pt FG from turnover second chance, jump shot missed			
16:53				12 REEVES A defensive rebound (1)
16:49		2-7	-5	3 THIERO A 2pt FG fast break in the paint, alleyoop made (2)
16:49				12 REEVES A assist (1)
16:33	12 TAYLOR E 3pt FG , jump shot made (3)	5-7	-2	
16:33	5 MANJON E assist (1)			
16:18		5-9	-4	12 REEVES A 2pt FG in the paint, pull up jump shot made (4)
15:59	12 TAYLOR E 3pt FG , jump shot made (6)	8-9	-1	
15:59	5 MANJON E assist (2)			
15:37				33 ONYENSO U 2pt FG in the paint, dunk, missed
15:32				33 ONYENSO U offensive rebound (3)
15:30		8-12	-4	0 DILLINGHAM R 3pt FG second chance, jump shot made (3)
15:30				33 ONYENSO U assist (1)
15:17	12 TAYLOR E 2pt FG outside the paint, pull up jump shot missed			
15:15				12 REEVES A defensive rebound (2)
15:09		8-15	-7	0 DILLINGHAM R 3pt FG fast break, jump shot made (6)



Official Basketball Play by Play - First Half
Kentucky at Vanderbilt
 02/06/24 Memorial Gymnasium, Nashville, Tenn.
 Vanderbilt vs. Kentucky

Game Time: 7:30 PM
Game Duration: 1:58
Attendance: 11,678

Officials: Don Daily, Steven Anderson, Rob Rorke

Game Time	Vandy	Score	Diff	UK
15:09				12 REEVES A assist (2)
14:50	0 LAWRENCE T turnover bad pass (1)			33 ONYENSO U steal (1)
14:38	10 WILLIAMS J foul personal (1 - 1)			0 DILLINGHAM R foul drawn (1)
14:38	Timeout media			
14:38	10 WILLIAMS J substitution out			
14:38	4 WEST I substitution in			
14:38				3 THIERO A substitution out
14:38				33 ONYENSO U substitution out
14:38				2 BRADSHAW A substitution in
14:38				44 IVISIC Z substitution in
14:38				2 BRADSHAW A 3pt FG from turnover, jump shot missed
14:34				44 IVISIC Z offensive rebound (1)
14:32				44 IVISIC Z 2pt FG from turnover second chance in the paint, layup missed
14:23				2 BRADSHAW A offensive rebound (1)
14:23		8-17	-9	2 BRADSHAW A 2pt FG from turnover second chance in the paint, layup made (2)
14:05	2 LUBIN V foul drawn (1)			44 IVISIC Z foul personal (1 - 1)
13:48	5 MANJON E 2pt FG outside the paint, step back jump shot made (4)	10-17	-7	
13:28		10-20	-10	0 DILLINGHAM R 3pt FG , jump shot made (9)
13:10	5 MANJON E turnover bad pass (1)			15 SHEPPARD R steal (1)
13:03				15 SHEPPARD R turnover bad pass (1)
13:03	0 LAWRENCE T substitution out			
13:03	12 TAYLOR E substitution out			
13:03	21 KAMATEROS T substitution in			
13:03	23 RIVERA-TORRES J substitution in			
13:03				12 REEVES A substitution out
13:03				1 EDWARDS J substitution in
12:54	23 RIVERA-TORRES J 3pt FG from turnover, jump shot missed			
12:51	2 LUBIN V offensive rebound (1)			
12:48	2 LUBIN V 2pt FG from turnover second chance outside the paint, turnaround jump shot made (2)	12-20	-8	
12:37				2 BRADSHAW A 2pt FG outside the paint, pull up jump shot missed
12:35				44 IVISIC Z offensive rebound (2)
12:33		12-22	-10	44 IVISIC Z 2pt FG second chance outside the paint, turnaround jump shot made (2)
12:11	21 KAMATEROS T 3pt FG , jump shot made (3)	15-22	-7	
12:11	5 MANJON E assist (3)			
11:59		15-25	-10	44 IVISIC Z 3pt FG , jump shot made (5)
11:59				1 EDWARDS J assist (1)
11:38	2 LUBIN V foul drawn (2)			44 IVISIC Z foul personal (2 - 2)
11:38	Timeout media			
11:38	5 MANJON E substitution out			
11:38	3 LEWIS P substitution in			
11:38				2 BRADSHAW A substitution out
11:38				15 SHEPPARD R substitution out
11:38				44 IVISIC Z substitution out
11:38				3 THIERO A substitution in
11:38				12 REEVES A substitution in



Official Basketball Play by Play - First Half

Kentucky at Vanderbilt

02/06/24 Memorial Gymnasium, Nashville, Tenn.
Vanderbilt vs. Kentucky

Game Time: 7:30 PM
Game Duration: 1:58
Attendance: 11,678

Officials: Don Daily, Steven Anderson, Rob Rorke

Game Time	Vandy	Score	Diff	UK
11:38				33 ONYENSO U substitution in
11:26	23 RIVERA-TORRES J foul drawn (1)			33 ONYENSO U foul shooting (1 - 3)
11:26	23 RIVERA-TORRES J free throw 1 - 2 made (1)	16-25	-9	
11:26	23 RIVERA-TORRES J free throw 2 - 2 made (2)	17-25	-8	
11:09		17-28	-11	12 REEVES A 3pt FG , jump shot made (7)
11:09				0 DILLINGHAM R assist (1)
10:51	21 KAMATEROS T 3pt FG , jump shot missed			
10:47				0 DILLINGHAM R defensive rebound (1)
10:44		17-30	-13	0 DILLINGHAM R 2pt FG fast break in the paint, driving layup made (11)
10:23	2 LUBIN V 2pt FG in the paint, layup made (4)	19-30	-11	
10:23	4 WEST I assist (1)			
10:23	2 LUBIN V foul drawn (3)			1 EDWARDS J foul shooting (1 - 4)
10:23	2 LUBIN V free throw 1 - 1 made (5)	20-30	-10	
10:23	2 LUBIN V substitution out			
10:23	24 ROBERTS J substitution in			
10:11				1 EDWARDS J 2pt FG outside the paint, jump shot blocked
10:11	23 RIVERA-TORRES J block (1)			
10:08	23 RIVERA-TORRES J defensive rebound (1)			
09:53	4 WEST I 3pt FG , jump shot missed			
09:51				3 THIERO A defensive rebound (1)
09:45				1 EDWARDS J 2pt FG in the paint, pull up jump shot missed
09:43	23 RIVERA-TORRES J defensive rebound (2)			
09:16				1 EDWARDS J substitution out
09:16				15 SHEPPARD R substitution in
09:16	23 RIVERA-TORRES J 3pt FG , jump shot missed			
09:16				3 THIERO A defensive rebound (2)
09:04	21 KAMATEROS T foul shooting (1 - 2)			0 DILLINGHAM R foul drawn (2)
09:04		20-31	-11	0 DILLINGHAM R free throw 1 - 2 made (12)
09:04	4 WEST I substitution out			
09:04	0 LAWRENCE T substitution in			
09:04		20-32	-12	0 DILLINGHAM R free throw 2 - 2 made (13)
08:48	24 ROBERTS J turnover bad pass (1)			15 SHEPPARD R steal (2)
08:48				33 ONYENSO U substitution out
08:48				2 BRADSHAW A substitution in
08:33		20-34	-14	2 BRADSHAW A 2pt FG from turnover in the paint, alleyoop made (4)
08:33				0 DILLINGHAM R assist (2)
08:16	3 LEWIS P 2pt FG outside the paint, pull up jump shot made (2)	22-34	-12	
08:01				12 REEVES A 2pt FG in the paint, layup missed
08:00	defensive rebound (8)			
08:00	Timeout media			
08:00	21 KAMATEROS T substitution out			
08:00	23 RIVERA-TORRES J substitution out			
08:00	2 LUBIN V substitution in			
08:00	5 MANJON E substitution in			
07:47	2 LUBIN V 3pt FG , jump shot missed			
07:44				0 DILLINGHAM R defensive rebound (2)
07:40		22-37	-15	12 REEVES A 3pt FG fast break, jump shot made (10)
07:40				0 DILLINGHAM R assist (3)



Kentucky at Vanderbilt

02/06/24 Memorial Gymnasium, Nashville, Tenn.
Vanderbilt vs. Kentucky

Game Time: 7:30 PM
Game Duration: 1:58
Attendance: 11,678

Officials: Don Daily, Steven Anderson, Rob Rorke

Game Time	Vandy	Score	Diff	UK
07:21	3 LEWIS P 3pt FG , jump shot missed			
07:19				3 THIERO A defensive rebound (3)
07:05		22-39	-17	3 THIERO A 2pt FG in the paint, driving layup made (4)
06:51	0 LAWRENCE T turnover bad pass (2)			12 REEVES A steal (1)
06:47		22-42	-20	12 REEVES A 3pt FG fast break from turnover, jump shot made (13)
06:47				0 DILLINGHAM R assist (4)
06:41	Timeout 30 Sec			
06:41	3 LEWIS P substitution out			
06:41	10 WILLIAMS J substitution in			
06:41				3 THIERO A substitution out
06:41				23 BURKS J substitution in
06:13	0 LAWRENCE T 3pt FG , jump shot missed			
06:11				0 DILLINGHAM R defensive rebound (3)
06:07				0 DILLINGHAM R 2pt FG in the paint, driving layup missed
06:03	2 LUBIN V defensive rebound (2)			
05:59	0 LAWRENCE T 2pt FG in the paint, driving layup made (2)	24-42	-18	
05:47		24-45	-21	15 SHEPPARD R 3pt FG , jump shot made (3)
05:22	5 MANJON E foul drawn (1)			0 DILLINGHAM R foul shooting (1 - 5)
05:22	5 MANJON E free throw 1 - 2 made (5)	25-45	-20	
05:22	10 WILLIAMS J substitution out			
05:22	4 WEST I substitution in			
05:22				0 DILLINGHAM R substitution out
05:22				2 BRADSHAW A substitution out
05:22				1 EDWARDS J substitution in
05:22				33 ONYENSO U substitution in
05:22	5 MANJON E free throw 2 - 2 made (6)	26-45	-19	
05:20	24 ROBERTS J steal (1)			15 SHEPPARD R turnover bad pass (2)
05:17	24 ROBERTS J 2pt FG from turnover in the paint, driving layup missed			
05:09				defensive rebound (17)
05:09				33 ONYENSO U substitution out
05:09				44 IVISIC Z substitution in
04:58	24 ROBERTS J foul personal (1 - 3)			23 BURKS J foul drawn (1)
04:54	5 MANJON E steal (1)			44 IVISIC Z turnover lost ball (1)
04:47	24 ROBERTS J 3pt FG from turnover, jump shot made (3)	29-45	-16	
04:47	5 MANJON E assist (4)			
04:27				12 REEVES A 2pt FG in the paint, driving layup missed
04:22				44 IVISIC Z offensive rebound (3)
04:22				44 IVISIC Z 2pt FG second chance in the paint, layup missed
04:21				44 IVISIC Z offensive rebound (4)
04:21		29-47	-18	44 IVISIC Z 2pt FG second chance in the paint, layup made (7)
04:07	5 MANJON E foul drawn (2)			44 IVISIC Z foul shooting (3 - 6)
04:07	5 MANJON E free throw 1 - 2 made (7)	30-47	-17	
04:07	24 ROBERTS J substitution out			
04:07	12 TAYLOR E substitution in			
04:07				44 IVISIC Z substitution out
04:07				33 ONYENSO U substitution in
04:07	5 MANJON E free throw 2 - 2 missed			
04:06				23 BURKS J defensive rebound (1)



Kentucky at Vanderbilt

02/06/24 Memorial Gymnasium, Nashville, Tenn.
Vanderbilt vs. Kentucky

Game Time: 7:30 PM
Game Duration: 1:58
Attendance: 11,678

Officials: Don Daily, Steven Anderson, Rob Rorke

Game Time	Vandy	Score	Diff	UK
03:39		30-50	-20	12 REEVES A 3pt FG , jump shot made (16)
03:23	4 WEST I 3pt FG , jump shot missed			
03:21				23 BURKS J defensive rebound (2)
03:12		30-52	-22	23 BURKS J 2pt FG in the paint, floating jump shot made (2)
03:12				1 EDWARDS J assist (2)
02:45	12 TAYLOR E 2pt FG outside the paint, turnaround jump shot missed			
02:42				23 BURKS J defensive rebound (3)
02:36				23 BURKS J turnover travel (1)
02:36	Timeout media			
02:36	2 LUBIN V substitution out			
02:36	4 WEST I substitution out			
02:36	13 PRESLEY M substitution in			
02:36	21 KAMATEROS T substitution in			
02:36				1 EDWARDS J substitution out
02:36				0 DILLINGHAM R substitution in
02:25	5 MANJON E 2pt FG from turnover outside the paint, pull up jump shot missed			
02:18	12 TAYLOR E offensive rebound (3)			
02:14	12 TAYLOR E 3pt FG from turnover second chance, jump shot made (9)	33-52	-19	
02:14	21 KAMATEROS T assist (1)			
01:59				33 ONYENSO U turnover 3 seconds (2)
01:59				12 REEVES A substitution out
01:59				1 EDWARDS J substitution in
01:43	12 TAYLOR E foul drawn (1)			1 EDWARDS J foul shooting (2 - 7)
01:43	12 TAYLOR E free throw 1 - 3 missed			
01:43	offensive dead ball rebound (1)			
01:43	12 TAYLOR E free throw 2 - 3 made (10)	34-52	-18	
01:43				1 EDWARDS J substitution out
01:43				23 BURKS J substitution out
01:43				33 ONYENSO U substitution out
01:43				2 BRADSHAW A substitution in
01:43				3 THIERO A substitution in
01:43				12 REEVES A substitution in
01:43	12 TAYLOR E free throw 3 - 3 missed			
01:42				2 BRADSHAW A defensive rebound (2)
01:30		34-54	-20	2 BRADSHAW A 2pt FG in the paint, layup made (6)
01:20	5 MANJON E 2pt FG in the paint, driving layup missed			
01:18	5 MANJON E offensive rebound (1)			
01:18	5 MANJON E 2pt FG second chance in the paint, layup made (9)	36-54	-18	
01:18	5 MANJON E foul drawn (3)			0 DILLINGHAM R foul shooting (2 - 8)
01:18	21 KAMATEROS T substitution out			
01:18	2 LUBIN V substitution in			
01:18				0 DILLINGHAM R substitution out
01:18				23 BURKS J substitution in
01:18	5 MANJON E free throw 1 - 1 missed			
01:17	12 TAYLOR E offensive rebound (4)			
01:02	5 MANJON E 2pt FG second chance outside the paint, turnaround jump shot missed			



Official Basketball Play by Play - First Half

Kentucky at Vanderbilt

02/06/24 Memorial Gymnasium, Nashville, Tenn.

Vanderbilt vs. Kentucky

Game Time: 7:30 PM

Game Duration: 1:58

Attendance: 11,678

Officials: Don Daily, Steven Anderson, Rob Rorke

Game Time	Vandy	Score	Diff	UK
00:59	2 LUBIN V offensive rebound (3)			
00:56	12 TAYLOR E 2pt FG second chance in the paint, driving layup missed			
00:54				15 SHEPPARD R defensive rebound (2)
00:35				15 SHEPPARD R 3pt FG , jump shot missed
00:32	0 LAWRENCE T defensive rebound (2)			
00:30	13 PRESLEY M 2pt FG fast break in the paint, driving layup made (2)	38-54	-16	
00:30	0 LAWRENCE T assist (1)			
00:12				12 REEVES A 3pt FG , jump shot missed
00:11				offensive rebound (25)
00:11	12 TAYLOR E foul personal (1 - 4)			2 BRADSHAW A foul drawn (1)
END OF PERIOD				
Vandy 38-54 UK				



Officials: Don Daily, Steven Anderson, Rob Rorke

Kentucky - 54

NO.	Name	Min	FG			3P			FT			Rebounds			Fouls		TP	AS	TO	ST	Blocks		+/-
			M-A	M-A	M-A	OR	DR	TOT	PF	FD	BS	BA											
33	Ugonna Onyenso	F 10:49	0-1	0-0	0-0	2	1	3	1	0	0	1	2	1	0	0	1	2	1	0	0	9	
1	Justin Edwards	G 09:32	1-4	1-2	0-0	0	0	0	2	0	3	2	0	0	0	1	0	0	0	0	1	4	
3	Adou Thiero	G 12:02	2-3	0-0	0-0	0	3	3	0	0	4	0	0	0	0	0	0	0	0	0	0	15	
12	Antonio Reeves	G 18:19	6-10	4-5	0-0	0	2	2	0	0	16	2	0	1	0	0	0	1	0	0	0	17	
15	Reed Sheppard	G 17:38	1-2	1-2	0-0	0	2	2	0	0	3	1	2	2	1	0	2	2	1	0	0	16	
0	Rob Dillingham	13:13	4-5	3-3	2-2	0	3	3	2	2	13	4	0	0	0	0	0	0	0	0	0	13	
2	Aaron Bradshaw	08:09	3-5	0-1	0-0	1	1	2	0	1	6	0	0	0	0	0	0	0	0	0	0	9	
44	Zvonimir Ivisic	04:02	3-5	1-1	0-0	4	0	4	3	0	7	0	1	0	0	0	0	0	0	0	0	1	
23	Jordan Burks	06:16	1-1	0-0	0-0	0	3	3	0	1	2	0	1	0	0	0	0	0	0	0	0	-4	
Team						1	2	3			0			0									
Totals			21-36	10-14	2-2	8	17	25	8	4	54	10	6	4	1	1	16						

Shooting By Period		
1st FG%	21-36	58.3%
3PT%	10-14	71.4%
FT%	2-2	100%
GM FG%	21-36	58.3%
3PT%	10-14	71.4%
FT%	2-2	100.0%

Dead Ball Rebounds: 0, 0

Technical Fouls::NONE

Vanderbilt - 38

NO.	Name	Min	FG			3P			FT			Rebounds			Fouls		TP	AS	TO	ST	Blocks		+/-
			M-A	M-A	M-A	OR	DR	TOT	PF	FD	BS	BA											
2	Ven-Allen Lubin	F 16:19	2-4	0-2	1-1	2	1	3	0	3	5	0	0	0	0	0	0	0	0	0	0	0	-18
0	Tyrin Lawrence	G 16:01	1-2	0-1	0-0	0	2	2	0	0	2	1	2	0	0	0	0	0	0	0	0	-15	
5	Ezra Manjon	G 16:22	3-9	0-1	3-5	1	0	1	0	3	9	4	1	1	0	1	0	1	0	0	0	-14	
10	Jordan Williams	G 06:41	0-0	0-0	0-0	0	0	0	1	0	0	0	0	0	0	0	0	0	0	0	0	-7	
12	Evan Taylor	G 11:04	3-8	3-4	1-3	3	1	4	1	1	10	0	0	0	0	0	0	0	0	0	0	-9	
4	Isaiah West	08:20	0-2	0-2	0-0	0	0	0	0	0	0	1	0	0	0	0	0	0	0	0	0	-6	
21	Tasos Kamateros	06:21	1-2	1-2	0-0	0	0	0	1	0	3	1	0	0	0	0	0	0	0	0	0	2	
23	Jason Rivera-Torres	05:03	0-2	0-2	2-2	0	2	2	0	1	2	0	0	0	0	1	0	0	0	1	0	-2	
3	Paul Lewis	04:57	1-2	0-1	0-0	0	0	0	0	0	2	0	0	0	0	0	0	0	0	0	0	-10	
24	JaQualon "JQ" Roberts	06:16	1-2	1-1	0-0	0	0	0	1	0	3	0	1	1	0	0	0	0	0	0	0	-7	
13	Malik Presley	02:36	1-1	0-0	0-0	0	0	0	0	0	2	0	0	0	0	0	0	0	0	0	0	6	
Team						1	1	2			0			0									
Totals			13-34	5-16	7-11	7	7	14	4	8	38	7	4	2	1	1	-16						

Shooting By Period		
1st FG%	13-34	38.2%
3PT%	5-16	31.3%
FT%	7-11	63.6%
GM FG%	13-34	38.2%
3PT%	5-16	31.3%
FT%	7-11	63.6%

Dead Ball Rebounds: 1, 0

Technical Fouls::NONE

	UK	Vandy
Biggest lead	22 (1st 3:12)	0 (1st 20:00)
Best Scoring Run	8 (1st 14:23)	5 (1st 4:47)
Lead Changes	0	
Times Tied	0	
Time with Lead	19:41	00:00

Points from	UK	Vandy
Turnovers	7	9
Paint	18	10
Second Chance	12	7
Fast Breaks	13	2
Bench	28	12

	Period by Period Scoring		
	1st	2nd	TOT
UK	54	55	109
Vandy	38	39	77



Kentucky at Vanderbilt

02/06/24 Memorial Gymnasium, Nashville, Tenn.
Vanderbilt vs. Kentucky

Game Time: 7:30 PM
Game Duration: 1:58
Attendance: 11,678

Officials: Don Daily, Steven Anderson, Rob Rorke

Period 2

Quarter Starters:

Vandy	0 Lawrence T	2 Lubin V	5 Manjon E	12 Taylor E	13 Presley M
UK	1 Edwards J	3 Thiero A	12 Reeves A	15 Sheppard R	33 Onyenso U

Game Time	Vandy	Score	Diff	UK
20:00				2 BRADSHAW A substitution out
20:00				23 BURKS J substitution out
20:00				1 EDWARDS J substitution in
20:00				33 ONYENSO U substitution in
19:47	2 LUBIN V 2pt FG in the paint, turnaround jump shot missed			
19:44				33 ONYENSO U defensive rebound (4)
19:20		38-56	-18	12 REEVES A 2pt FG in the paint, turnaround jump shot made (18)
19:01	12 TAYLOR E turnover bad pass (1)			15 SHEPPARD R steal (3)
18:57				15 SHEPPARD R 2pt FG from turnover in the paint, layup blocked
18:57	2 LUBIN V block (1)			
18:57				33 ONYENSO U offensive rebound (5)
18:56				33 ONYENSO U 2pt FG from turnover second chance in the paint, dunk, missed
18:52				3 THIERO A offensive rebound (4)
18:49		38-59	-21	12 REEVES A 3pt FG from turnover second chance, jump shot made (21)
18:49				3 THIERO A assist (1)
18:35	0 LAWRENCE T 3pt FG , jump shot made (5)	41-59	-18	
18:35	5 MANJON E assist (5)			
18:20				3 THIERO A 2pt FG in the paint, jump shot missed
18:15				33 ONYENSO U offensive rebound (6)
18:15		41-61	-20	33 ONYENSO U 2pt FG second chance in the paint, layup made (2)
18:02	jump ball situation			
18:02	0 LAWRENCE T turnover lost ball (3)			3 THIERO A steal (1)
17:36				1 EDWARDS J 3pt FG from turnover, jump shot missed
17:34	2 LUBIN V defensive rebound (4)			
17:28	12 TAYLOR E 3pt FG fast break, jump shot made (13)	44-61	-17	
17:28	5 MANJON E assist (6)			
17:08				3 THIERO A 2pt FG in the paint, layup blocked
17:08	12 TAYLOR E block (1)			
17:03	2 LUBIN V defensive rebound (5)			
16:58	0 LAWRENCE T foul drawn (1)			1 EDWARDS J foul shooting (3 - 1)
16:58	0 LAWRENCE T free throw 1 - 2 made (6)	45-61	-16	
16:58				1 EDWARDS J substitution out
16:58				3 THIERO A substitution out
16:58				0 DILLINGHAM R substitution in
16:58				2 BRADSHAW A substitution in
16:58	0 LAWRENCE T free throw 2 - 2 made (7)	46-61	-15	
16:48				15 SHEPPARD R 3pt FG , jump shot missed
16:44	13 PRESLEY M defensive rebound (1)			
16:38	5 MANJON E 2pt FG in the paint, driving layup missed			
16:36				defensive rebound (30)



Kentucky at Vanderbilt

02/06/24 Memorial Gymnasium, Nashville, Tenn.
Vanderbilt vs. Kentucky

Game Time: 7:30 PM
Game Duration: 1:58
Attendance: 11,678

Officials: Don Daily, Steven Anderson, Rob Rorke

Game Time	Vandy	Score	Diff	UK
16:36				33 ONYENSO U substitution out
16:36				44 IVISIC Z substitution in
16:16				2 BRADSHAW A 2pt FG in the paint, alleyoop missed
16:13				2 BRADSHAW A offensive rebound (3)
16:13	13 PRESLEY M foul shooting (1 - 1)			2 BRADSHAW A foul drawn (2)
16:13		46-62	-16	2 BRADSHAW A free throw 1 - 2 made (7)
16:13		46-63	-17	2 BRADSHAW A free throw 2 - 2 made (8)
16:01	12 TAYLOR E 3pt FG , jump shot missed			
15:57	13 PRESLEY M offensive rebound (2)			
15:57	jump ball situation			
15:57	Timeout media			
15:56	0 LAWRENCE T turnover bad pass (4)			15 SHEPPARD R steal (4)
15:52				0 DILLINGHAM R 2pt FG from turnover in the paint, driving layup missed
15:46				44 IVISIC Z offensive rebound (5)
15:46		46-65	-19	44 IVISIC Z 2pt FG from turnover second chance in the paint, dunk, made (9)
15:32	12 TAYLOR E 2pt FG outside the paint, pull up jump shot made (15)	48-65	-17	
15:32	5 MANJON E assist (7)			
15:09		48-67	-19	2 BRADSHAW A 2pt FG in the paint, alleyoop made (10)
15:09				44 IVISIC Z assist (1)
14:49	2 LUBIN V turnover lost ball (1)			15 SHEPPARD R steal (5)
14:45		48-70	-22	12 REEVES A 3pt FG fast break from turnover, jump shot made (24)
14:45				15 SHEPPARD R assist (2)
14:23	0 LAWRENCE T 2pt FG in the paint, pull up jump shot missed			
14:21				15 SHEPPARD R defensive rebound (3)
14:17	0 LAWRENCE T steal (1)			15 SHEPPARD R turnover bad pass (3)
14:12	0 LAWRENCE T foul drawn (2)			15 SHEPPARD R foul shooting (1 - 2)
14:12	0 LAWRENCE T free throw fast break 1 - 2 made (8)	49-70	-21	
14:12	12 TAYLOR E substitution out			
14:12	13 PRESLEY M substitution out			
14:12	3 LEWIS P substitution in			
14:12	21 KAMATEROS T substitution in			
14:12				2 BRADSHAW A substitution out
14:12				44 IVISIC Z substitution out
14:12				23 BURKS J substitution in
14:12				33 ONYENSO U substitution in
14:12	0 LAWRENCE T free throw fast break 2 - 2 missed			
14:10				12 REEVES A defensive rebound (3)
13:55				33 ONYENSO U 2pt FG in the paint, alleyoop missed
13:54	defensive rebound (19)			
13:54	0 LAWRENCE T substitution out			
13:54	4 WEST I substitution in			
13:39	2 LUBIN V foul drawn (4)			12 REEVES A foul shooting (1 - 3)
13:39	2 LUBIN V free throw 1 - 2 made (6)	50-70	-20	
13:39	2 LUBIN V free throw 2 - 2 made (7)	51-70	-19	
13:39	2 LUBIN V substitution out			
13:39	24 ROBERTS J substitution in			



Kentucky at Vanderbilt

02/06/24 Memorial Gymnasium, Nashville, Tenn.
Vanderbilt vs. Kentucky

Game Time: 7:30 PM
Game Duration: 1:58
Attendance: 11,678

Officials: Don Daily, Steven Anderson, Rob Rorke

Game Time	Vandy	Score	Diff	UK
13:30				0 DILLINGHAM R 3pt FG , jump shot missed
13:28				offensive rebound (35)
13:26				12 REEVES A 3pt FG second chance, jump shot missed
13:23	24 ROBERTS J defensive rebound (1)			
13:13	5 MANJON E foul drawn (4)			33 ONYENSO U foul shooting (2 - 4)
13:13	5 MANJON E free throw 1 - 2 made (10)	52-70	-18	
13:13				33 ONYENSO U substitution out
13:13				44 IVISIC Z substitution in
13:13	5 MANJON E free throw 2 - 2 missed			
13:12				12 REEVES A defensive rebound (4)
12:58	5 MANJON E steal (2)			44 IVISIC Z turnover lost ball (2)
12:54	4 WEST I 2pt FG from turnover in the paint, driving layup blocked			
12:54				12 REEVES A block (1)
12:50				44 IVISIC Z defensive rebound (6)
12:47		52-72	-20	23 BURKS J 2pt FG fast break in the paint, alleyoop made (4)
12:47				0 DILLINGHAM R assist (5)
12:31	5 MANJON E 2pt FG in the paint, layup made (12)	54-72	-18	
12:22				0 DILLINGHAM R 2pt FG in the paint, layup blocked
12:22	5 MANJON E block (1)			
12:22				offensive rebound (38)
12:20				12 REEVES A 3pt FG second chance, jump shot missed
12:18	5 MANJON E defensive rebound (2)			
11:56	5 MANJON E foul drawn (5)			15 SHEPPARD R foul personal (2 - 5)
11:56	Timeout media			
11:56	5 MANJON E free throw 1 - 2 made (13)	55-72	-17	
11:56	5 MANJON E free throw 2 - 2 made (14)	56-72	-16	
11:56				12 REEVES A substitution out
11:56				1 EDWARDS J substitution in
11:48		56-75	-19	23 BURKS J 3pt FG , jump shot made (7)
11:48				1 EDWARDS J assist (3)
11:27	5 MANJON E turnover lost ball (2)			1 EDWARDS J steal (1)
11:23		56-77	-21	1 EDWARDS J 2pt FG fast break from turnover in the paint, driving layup made (5)
11:07	21 KAMATEROS T 3pt FG , jump shot made (6)	59-77	-18	
11:07	5 MANJON E assist (8)			
10:50		59-79	-20	1 EDWARDS J 2pt FG in the paint, dunk, made (7)
10:50				0 DILLINGHAM R assist (6)
10:31	5 MANJON E turnover bad pass (3)			
10:21				1 EDWARDS J turnover lost ball (1)
09:59	5 MANJON E 2pt FG from turnover outside the paint, pull up jump shot missed			
09:55	5 MANJON E offensive rebound (3)			
09:53	3 LEWIS P 3pt FG from turnover second chance, jump shot made (5)	62-79	-17	
09:53	5 MANJON E assist (9)			
09:36	jump ball situation			
09:36	4 WEST I substitution out			
09:36	5 MANJON E substitution out			
09:36	0 LAWRENCE T substitution in			



Kentucky at Vanderbilt

02/06/24 Memorial Gymnasium, Nashville, Tenn.
Vanderbilt vs. Kentucky

Game Time: 7:30 PM
Game Duration: 1:58
Attendance: 11,678

Officials: Don Daily, Steven Anderson, Rob Rorke

Game Time	Vandy	Score	Diff	UK
09:36	23 RIVERA-TORRES J substitution in			
09:36				23 BURKS J substitution out
09:36				3 THIERO A substitution in
09:32	23 RIVERA-TORRES J foul shooting (1 - 2)			1 EDWARDS J foul drawn (1)
09:32		62-80	-18	1 EDWARDS J free throw 1 - 2 made (8)
09:32		62-81	-19	1 EDWARDS J free throw 2 - 2 made (9)
09:32				15 SHEPPARD R substitution out
09:32				12 REEVES A substitution in
09:13	21 KAMATEROS T 3pt FG , jump shot missed			
09:11	23 RIVERA-TORRES J offensive rebound (3)			
09:09	23 RIVERA-TORRES J foul drawn (2)			44 IVISIC Z foul personal (4 - 6)
09:09				44 IVISIC Z substitution out
09:09				2 BRADSHAW A substitution in
08:55	3 LEWIS P foul drawn (1)			3 THIERO A foul shooting (1 - 7)
08:55	3 LEWIS P free throw 1 - 3 made (6)	63-81	-18	
08:55	3 LEWIS P free throw 2 - 3 made (7)	64-81	-17	
08:55	3 LEWIS P free throw 3 - 3 made (8)	65-81	-16	
08:52				3 THIERO A substitution out
08:52				15 SHEPPARD R substitution in
08:44	24 ROBERTS J foul shooting (2 - 3)			1 EDWARDS J foul drawn (2)
08:44		65-82	-17	1 EDWARDS J free throw 1 - 2 made (10)
08:44		65-83	-18	1 EDWARDS J free throw 2 - 2 made (11)
08:28	3 LEWIS P turnover bad pass (1)			1 EDWARDS J steal (2)
08:24		65-85	-20	1 EDWARDS J 2pt FG fast break from turnover in the paint, dunk, made (13)
08:10	23 RIVERA-TORRES J 2pt FG outside the paint, turnaround jump shot missed			
08:07				2 BRADSHAW A defensive rebound (4)
08:01		65-87	-22	0 DILLINGHAM R 2pt FG in the paint, driving layup made (15)
07:40	0 LAWRENCE T foul drawn (3)			15 SHEPPARD R foul shooting (3 - 8)
07:40	Timeout media			
07:40	21 KAMATEROS T substitution out			
07:40	24 ROBERTS J substitution out			
07:40	2 LUBIN V substitution in			
07:40	12 TAYLOR E substitution in			
07:40	foul coach class A technical (4)			
07:40	turnover offensive (12)			
07:40		65-88	-23	1 EDWARDS J free throw 1 - 2 made (14)
07:40		65-89	-24	1 EDWARDS J free throw 2 - 2 made (15)
07:40	0 LAWRENCE T free throw 1 - 2 made (9)	66-89	-23	
07:40	0 LAWRENCE T free throw 2 - 2 made (10)	67-89	-22	
07:21		67-91	-24	1 EDWARDS J 2pt FG in the paint, alleyoop made (17)
07:21				0 DILLINGHAM R assist (7)
06:57	23 RIVERA-TORRES J 3pt FG , jump shot missed			
06:55				12 REEVES A defensive rebound (5)
06:51	3 LEWIS P foul shooting (1 - 5)			2 BRADSHAW A foul drawn (3)
06:51		67-92	-25	2 BRADSHAW A free throw fast break 1 - 2 made (11)
06:51		67-93	-26	2 BRADSHAW A free throw fast break 2 - 2 made (12)
06:35	0 LAWRENCE T 3pt FG , jump shot missed			
06:33	12 TAYLOR E offensive rebound (5)			



Kentucky at Vanderbilt

02/06/24 Memorial Gymnasium, Nashville, Tenn.
Vanderbilt vs. Kentucky

Game Time: 7:30 PM
Game Duration: 1:58
Attendance: 11,678

Officials: Don Daily, Steven Anderson, Rob Rorke

Game Time	Vandy	Score	Diff	UK
06:30	3 LEWIS P 3pt FG second chance, jump shot missed			
06:27				15 SHEPPARD R defensive rebound (4)
06:21				12 REEVES A 2pt FG in the paint, layup blocked
06:21	0 LAWRENCE T block (1)			
06:21				12 REEVES A offensive rebound (6)
06:15				15 SHEPPARD R 3pt FG second chance, jump shot missed
06:12	23 RIVERA-TORRES J defensive rebound (4)			
06:02	12 TAYLOR E 2pt FG in the paint, turnaround jump shot made (17)	69-93	-24	
05:47				1 EDWARDS J 2pt FG in the paint, step back jump shot missed
05:45				2 BRADSHAW A offensive rebound (5)
05:43		69-96	-27	0 DILLINGHAM R 3pt FG second chance, jump shot made (18)
05:43				15 SHEPPARD R assist (3)
05:20	12 TAYLOR E 3pt FG, jump shot made (20)	72-96	-24	
05:20	0 LAWRENCE T assist (2)			
04:54				0 DILLINGHAM R turnover bad pass (1)
04:54	3 LEWIS P substitution out			
04:54	5 MANJON E substitution in			
04:54				12 REEVES A substitution out
04:54				23 BURKS J substitution in
04:54				1 EDWARDS J substitution out
04:54				3 THIERO A substitution in
04:33	23 RIVERA-TORRES J 3pt FG from turnover, jump shot missed			
04:31				2 BRADSHAW A defensive rebound (6)
04:18		72-98	-26	0 DILLINGHAM R 2pt FG in the paint, driving layup made (20)
04:03	12 TAYLOR E 3pt FG, jump shot missed			
04:01				2 BRADSHAW A defensive rebound (7)
03:56		72-100	-28	23 BURKS J 2pt FG fast break in the paint, dunk, made (9)
03:56				3 THIERO A assist (2)
03:48	Timeout 30 Sec			
03:48	Timeout media			
03:48				2 BRADSHAW A substitution out
03:48				44 IVISIC Z substitution in
03:35	0 LAWRENCE T 3pt FG, jump shot missed			
03:33				23 BURKS J defensive rebound (4)
03:28		72-102	-30	23 BURKS J 2pt FG fast break in the paint, dunk, made (11)
03:28				44 IVISIC Z assist (2)
03:07	2 LUBIN V foul drawn (5)			23 BURKS J foul shooting (1 - 9)
03:07	Timeout media			
03:07	0 LAWRENCE T substitution out			
03:07	5 MANJON E substitution out			
03:07	12 TAYLOR E substitution out			
03:07	3 LEWIS P substitution in			
03:07	13 PRESLEY M substitution in			
03:07	24 ROBERTS J substitution in			
03:07	2 LUBIN V free throw 1 - 2 missed			
03:07	offensive dead ball rebound (2)			
03:07	2 LUBIN V free throw 2 - 2 made (8)	73-102	-29	
03:07	2 LUBIN V substitution out			



Kentucky at Vanderbilt

02/06/24 Memorial Gymnasium, Nashville, Tenn.

Vanderbilt vs. Kentucky

Game Time: 7:30 PM

Game Duration: 1:58

Attendance: 11,678

Officials: Don Daily, Steven Anderson, Rob Rorke

Game Time	Vandy	Score	Diff	UK
03:07	35 LANG C substitution in			
02:52				0 DILLINGHAM R 2pt FG in the paint, driving layup missed
02:47				44 IVISIC Z offensive rebound (7)
02:47		73-104	-31	44 IVISIC Z 2pt FG second chance in the paint, dunk, made (11)
02:23	23 RIVERA-TORRES J 3pt FG , jump shot blocked			
02:23				44 IVISIC Z block (1)
02:20				23 BURKS J defensive rebound (5)
02:16	23 RIVERA-TORRES J foul drawn (3)			44 IVISIC Z foul offensive (5 - 10)
02:16				44 IVISIC Z turnover offensive (3)
02:16				3 THIERO A substitution out
02:16				44 IVISIC Z substitution out
02:16				2 BRADSHAW A substitution in
02:16				20 HART J substitution in
02:00	13 PRESLEY M 3pt FG from turnover, jump shot missed			
01:58	35 LANG C offensive rebound (1)			
01:54	23 RIVERA-TORRES J 3pt FG from turnover second chance, jump shot missed			
01:51	13 PRESLEY M offensive rebound (3)			
01:51	13 PRESLEY M foul drawn (1)			2 BRADSHAW A foul personal (1 - 11)
01:51	13 PRESLEY M free throw 1 - 2 missed			
01:51	offensive dead ball rebound (3)			
01:51	13 PRESLEY M free throw 2 - 2 made (3)	74-104	-30	
01:34	35 LANG C foul personal (1 - 6)			2 BRADSHAW A foul drawn (4)
01:30		74-107	-33	15 SHEPPARD R 3pt FG , jump shot made (6)
01:30				0 DILLINGHAM R assist (8)
01:10	24 ROBERTS J 3pt FG , jump shot made (6)	77-107	-30	
01:10	23 RIVERA-TORRES J assist (1)			
00:52	23 RIVERA-TORRES J steal (1)			15 SHEPPARD R turnover bad pass (4)
00:47	23 RIVERA-TORRES J 2pt FG from turnover in the paint, layup missed			
00:44				15 SHEPPARD R defensive rebound (5)
00:42		77-109	-32	23 BURKS J 2pt FG fast break in the paint, alleyoop made (13)
00:42				0 DILLINGHAM R assist (9)
00:36				0 DILLINGHAM R substitution out
00:36				15 SHEPPARD R substitution out
00:36				23 BURKS J substitution out
00:36				13 DARBYSHIRE G substitution in
00:36				14 CANADA B substitution in
00:36				25 WATKINS K substitution in
00:30	3 LEWIS P 3pt FG , jump shot missed			
00:28				14 CANADA B defensive rebound (1)
00:06				25 WATKINS K 3pt FG , jump shot missed
00:06	13 PRESLEY M defensive rebound (4)			
END OF GAME				
Vandy 77-109 UK				



Kentucky at Vanderbilt

02/06/24 Memorial Gymnasium, Nashville, Tenn.

Vanderbilt vs. Kentucky

Game Time: 7:30 PM

Game Duration: 1:58

Attendance: 11,678

Officials: Don Daily, Steven Anderson, Rob Rorke

Kentucky - 55

Table with columns: NO. Name, Min, FG M-A, 3P M-A, FT M-A, Rebounds OR DR TOT, Fouls PF FD, TP, AS, TO, ST, Blocks BS BA, +/-

Shooting By Period table with columns: 2nd FG%, 3PT%, FT%, GM FG%, 3PT%, FT%

Dead Ball Rebounds: 0, 0

Technical Fouls::NONE

Vanderbilt - 39

Table with columns: NO. Name, Min, FG M-A, 3P M-A, FT M-A, Rebounds OR DR TOT, Fouls PF FD, TP, AS, TO, ST, Blocks BS BA, +/-

Shooting By Period table with columns: 2nd FG%, 3PT%, FT%, GM FG%, 3PT%, FT%

Dead Ball Rebounds: 2, 0

Technical Fouls:Coach 2nd7:40

Table with columns: UK, Vandy for Biggest lead, Best Scoring Run, Lead Changes, Times Tied, Time with Lead

Table with columns: Points from, Turnovers, Paint, Second Chance, Fast Breaks, Bench for UK, Vandy

Table with columns: 1st, 2nd, TOT for Period by Period Scoring UK, Vandy



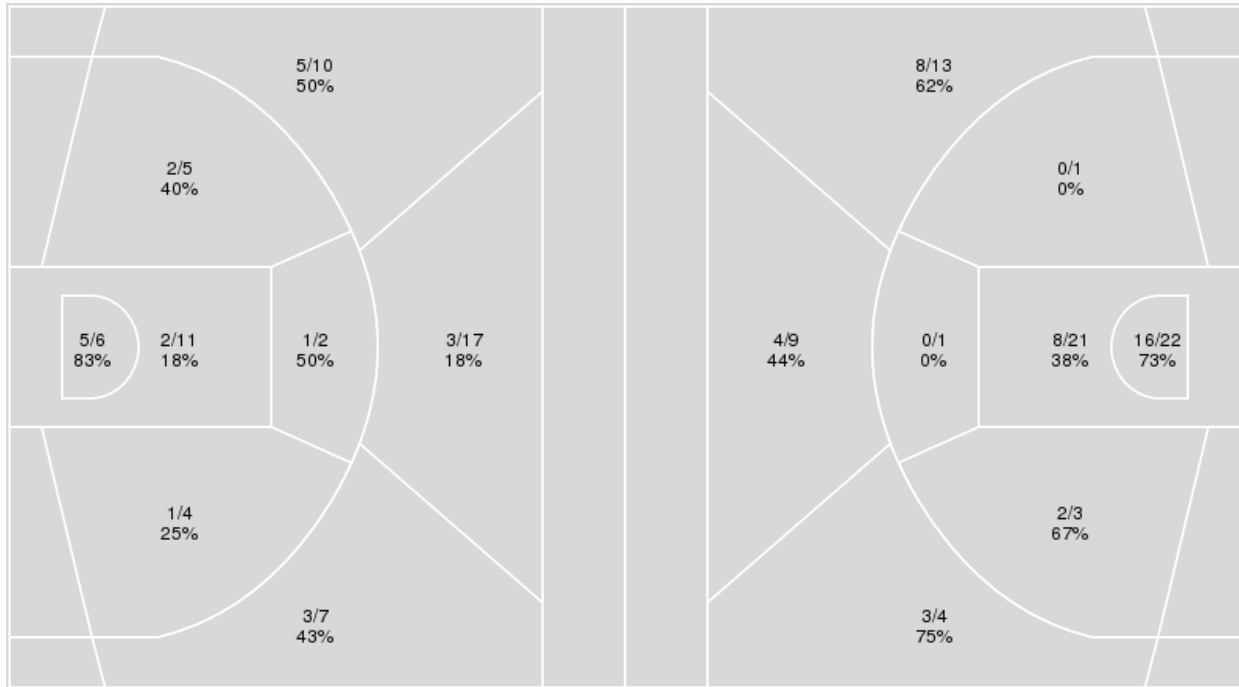
Officials: Don Daily, Steven Anderson, Rob Rorke

{ Players => 0, 1, 2, 3, 4, 5, 10, 12, 13, 15, 21, 22, 23, 24, 25, 34, 35; }
 FG Types => All; Results => All;

{ Players => 0, 1, 2, 3, 4, 12, 13, 14, 15, 20, 21, 22, 23, 25, 33, 44; } FG
 Types => All; Results => All;

Vanderbilt

Kentucky



Vanderbilt	M/A	%
Field Goals	22/62	35
2 Points	11/28	39
3 Points	11/34	32
Free Throws	22/30	73

Kentucky	M/A	%
Field Goals	41/74	55
2 Points	26/48	54
3 Points	15/26	58
Free Throws	12/12	100



Kentucky at Vanderbilt

02/06/24 Memorial Gymnasium, Nashville, Tenn.

Vanderbilt vs. Kentucky

Game Time: 7:30 PM

Game Duration: 1:58

Attendance: 11,678

Officials: Don Daily, Steven Anderson, Rob Rorke

Kentucky

No	Name	Mins		Score		Points Diff		Points per Min		Assists		Rebounds		Steals		Turnovers	
		On	Off	On	Off	On	Off	On	Off	On	Off	On	Off	On	Off	On	Off
0	Rob Dillingham	29:35	10:26	90 - 61	19 - 16	29	3	3.04	1.82	19	3	33	17	8	2	9	3
1	Justin Edwards	19:36	20:24	53 - 41	56 - 36	12	20	2.70	2.75	9	13	22	28	4	6	5	7
2	Aaron Bradshaw	18:32	21:28	58 - 34	51 - 43	24	8	3.13	2.38	11	11	22	28	5	5	4	8
3	Adou Thiero	18:26	21:34	51 - 30	58 - 47	21	11	2.77	2.69	11	11	24	26	5	5	2	10
12	Antonio Reeves	31:01	08:59	82 - 60	27 - 17	22	10	2.64	3.01	15	7	42	8	9	1	9	3
13	Grant Darbyshire	00:37	39:24	0 - 0	109 - 77	0	32	0.00	2.77	0	22	1	49	0	10	0	12
14	Brennan Canada	00:37	39:24	0 - 0	109 - 77	0	32	0.00	2.77	0	22	1	49	0	10	0	12
15	Reed Sheppard	36:22	03:39	104 - 69	5 - 8	35	-3	2.86	1.37	21	1	47	3	10	0	12	0
20	Joey Hart	02:16	37:44	5 - 4	104 - 73	1	31	2.21	2.76	2	20	2	48	0	10	1	11
23	Jordan Burks	15:10	24:51	32 - 32	77 - 45	0	32	2.11	3.10	8	14	20	30	1	9	8	4
25	Kareem Watkins	00:37	39:24	0 - 0	109 - 77	0	32	0.00	2.77	0	22	1	49	0	10	0	12
33	Ugonna Onyenso	15:12	24:48	34 - 29	75 - 48	5	27	2.24	3.02	7	15	21	29	4	6	4	8
44	Zvonimir Ivisic	12:02	27:58	36 - 25	73 - 52	11	21	2.99	2.61	7	15	14	36	4	6	6	6

Vanderbilt

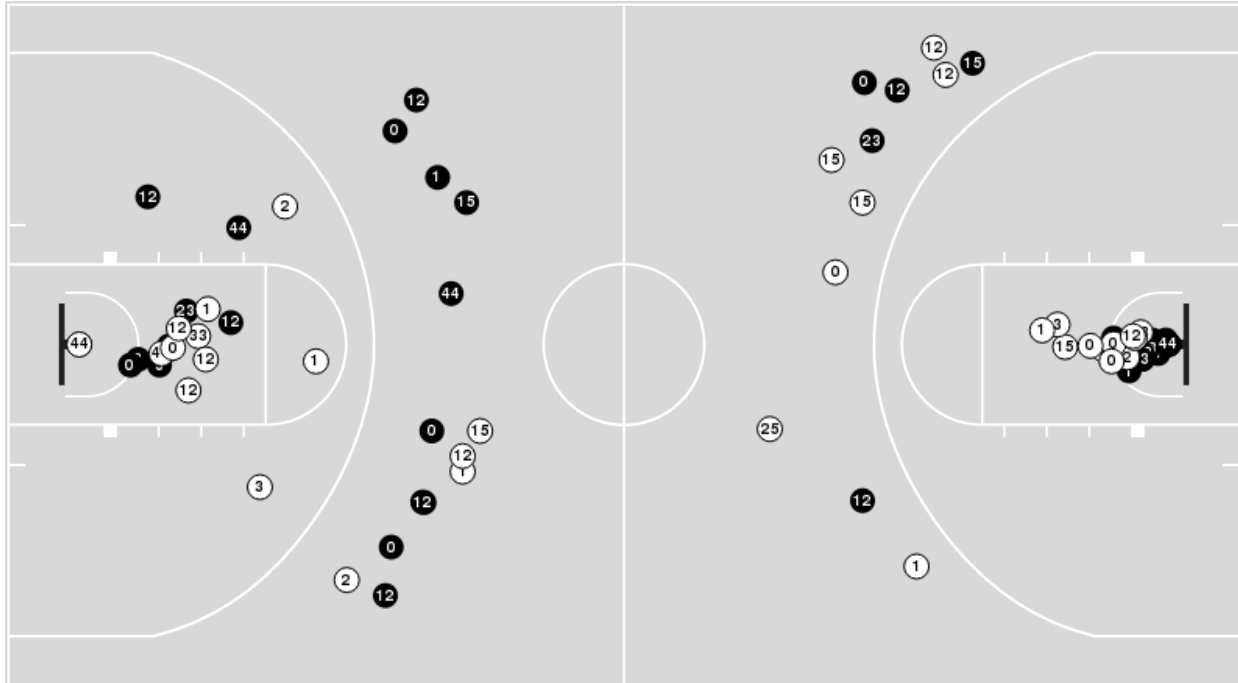
No	Name	Mins		Score		Points Diff		Points per Min		Assists		Rebounds		Steals		Turnovers	
		On	Off	On	Off	On	Off	On	Off	On	Off	On	Off	On	Off	On	Off
0	Tyrin Lawrence	28:36	11:24	49 - 82	28 - 27	-33	1	1.71	2.46	9	5	19	9	3	2	10	2
2	Ven-Allen Lubin	27:13	12:47	51 - 79	26 - 30	-28	-4	1.87	2.03	10	4	16	12	3	2	8	4
3	Paul Lewis	17:22	22:38	35 - 50	42 - 59	-15	-17	2.02	1.86	5	9	13	15	2	3	6	6
4	Isaiah West	12:38	27:22	30 - 32	47 - 77	-2	-30	2.37	1.72	5	9	6	22	3	2	3	9
5	Ezra Manjon	28:33	11:27	55 - 76	22 - 33	-21	-11	1.93	1.92	11	3	19	9	4	1	9	3
10	Jordan Williams	06:41	33:19	11 - 18	66 - 91	-7	-25	1.65	1.98	2	12	5	23	0	5	1	11
12	Evan Taylor	21:25	18:35	36 - 58	41 - 51	-22	-10	1.68	2.21	8	6	15	13	1	4	7	5
13	Malik Presley	11:31	28:29	24 - 25	53 - 84	-1	-31	2.08	1.86	6	8	12	16	2	3	4	8
21	Tasos Kamateros	12:53	27:07	34 - 33	43 - 76	1	-33	2.64	1.59	5	9	11	17	1	4	4	8
23	Jason Rivera-Torres	14:39	25:21	27 - 44	50 - 65	-17	-15	1.84	1.97	4	10	10	18	1	4	3	9
24	JaQualon "JQ" Roberts	15:22	24:38	29 - 41	48 - 68	-12	-20	1.89	1.95	4	10	11	17	4	1	5	7
35	Carter Lang	03:07	36:53	4 - 7	73 - 102	-3	-29	1.28	1.98	1	13	3	25	1	4	0	12



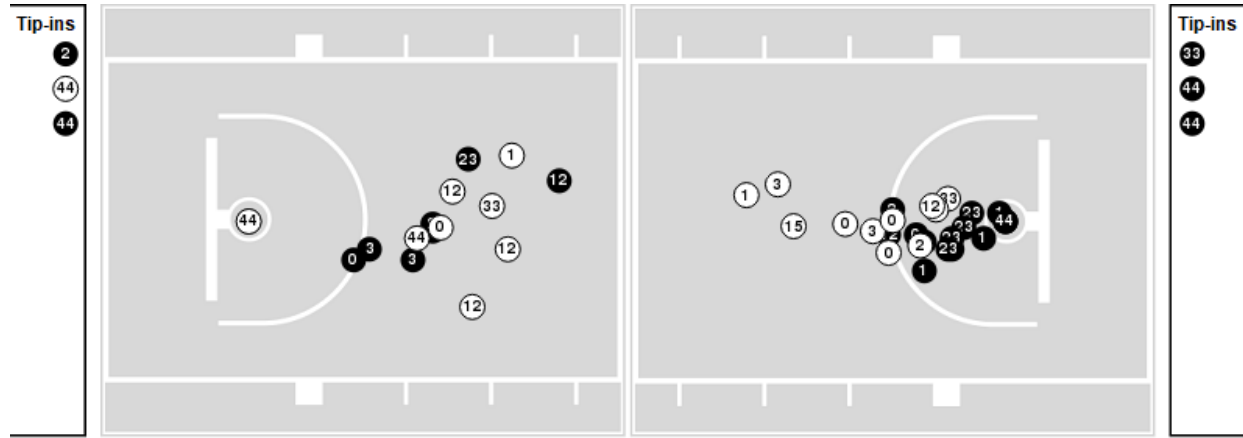
Players => 0, 1, 2, 3, 4, 12, 13, 14, 15, 20, 21, 22, 23, 25, 33, 44 FG Types=>All Results=>All

Kentucky

All Field Goals



Blow Up Chart



● Made ○ Missed N - Player Number

Kentucky	M/A	%
Field Goals	41/74	55
2 Points	26/48	54
3 Points	15/26	58
Free Throws	12/12	100

Kentucky	M/A	%
Points in the Paint	48 (24 / 43)	56
Fast Break Points	30 (14/14)	100
Second Chance Points	26 (12/18)	67
Effective FG%	66	

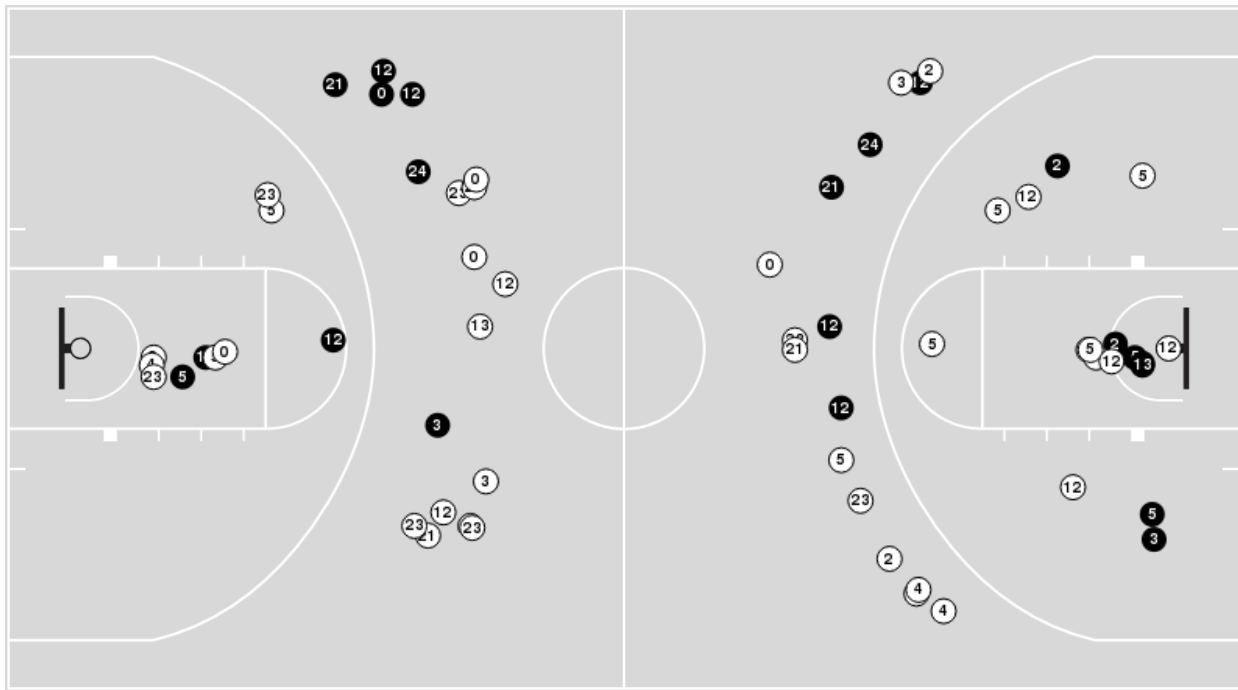


Officials: Don Daily, Steven Anderson, Rob Rorke

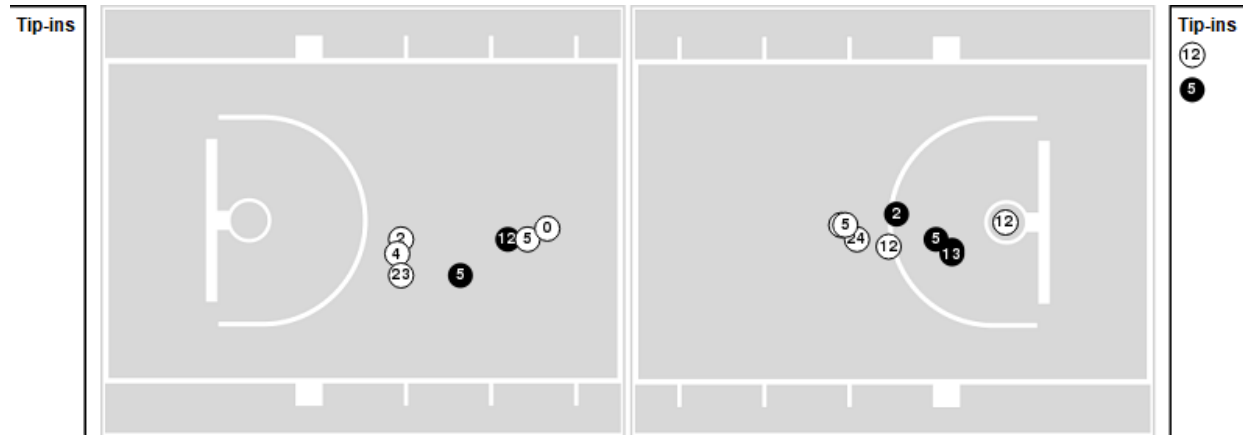
Players => 0, 1, 2, 3, 4, 5, 10, 12, 13, 15, 21, 22, 23, 24, 25, 34, 35 FG Types=>All Results=>All

Vanderbilt

All Field Goals



Blow Up Chart



● Made ○ Missed N - Player Number

Vanderbilt	M/A	%
Field Goals	22/62	35
2 Points	11/28	39
3 Points	11/34	32
Free Throws	22/30	73

Vanderbilt	M/A	%
Points in the Paint	14 (7 / 17)	41
Fast Break Points	6 (3/4)	75
Second Chance Points	14 (8/16)	50
Effective FG%	44	



Kentucky at Vanderbilt

02/06/24 Memorial Gymnasium, Nashville, Tenn.
Vanderbilt vs. Kentucky

Game Time: 7:30 PM
Game Duration: 1:58
Attendance: 11,678

Officials: Don Daily, Steven Anderson, Rob Rorke

Kentucky

Lineup	Quarter On	Time On	Quarter Off	Time Off	Time on Court	Score	Score Diff	Reb	Stl	Tov	Ass	PPP
1- Edwards J/ 3- Thiero A/ 12- Reeves A/ 15- Sheppard R/ 33- Onyenso U/	1	20:00	1	17:17	02:43	5-2	3	4	0	0	1	1.2500
0- Dillingham R/ 3- Thiero A/ 12- Reeves A/ 15- Sheppard R/ 33- Onyenso U/	1	17:17	1	14:38	02:39	10-6	4	3	1	1	3	2.0000
0- Dillingham R/ 2- Bradshaw A/ 12- Reeves A/ 15- Sheppard R/ 44- Ivistic Z/	1	14:38	1	13:03	01:35	5-2	3	2	1	1	0	1.6667
0- Dillingham R/ 1- Edwards J/ 2- Bradshaw A/ 15- Sheppard R/ 44- Ivistic Z/	1	13:03	1	11:38	01:25	5-5	0	1	0	0	1	2.5000
0- Dillingham R/ 1- Edwards J/ 3- Thiero A/ 12- Reeves A/ 33- Onyenso U/	1	11:38	1	09:16	02:22	5-5	0	2	0	0	1	1.2500
0- Dillingham R/ 3- Thiero A/ 12- Reeves A/ 15- Sheppard R/ 33- Onyenso U/	1	09:16	1	08:48	00:28	2-0	2	1	1	0	0	2.2727
0- Dillingham R/ 2- Bradshaw A/ 3- Thiero A/ 12- Reeves A/ 15- Sheppard R/	1	08:48	1	06:41	02:07	10-2	8	2	1	0	3	2.0000
0- Dillingham R/ 2- Bradshaw A/ 12- Reeves A/ 15- Sheppard R/ 23- Burks J/	1	06:41	1	05:22	01:19	3-3	0	1	0	0	0	1.5000
1- Edwards J/ 12- Reeves A/ 15- Sheppard R/ 23- Burks J/ 33- Onyenso U/	1	05:22	1	05:09	00:13	0-1	-1	1	0	1	0	0.0000
1- Edwards J/ 12- Reeves A/ 15- Sheppard R/ 23- Burks J/ 44- Ivistic Z/	1	05:09	1	04:07	01:02	2-4	-2	2	0	1	0	1.0000
1- Edwards J/ 12- Reeves A/ 15- Sheppard R/ 23- Burks J/ 33- Onyenso U/	1	04:07	1	02:36	01:31	5-0	5	3	0	1	1	1.6667
0- Dillingham R/ 12- Reeves A/ 15- Sheppard R/ 23- Burks J/ 33- Onyenso U/	1	02:36	1	01:59	00:37	0-3	-3	0	0	1	0	0.0000
0- Dillingham R/ 1- Edwards J/ 15- Sheppard R/ 23- Burks J/ 33- Onyenso U/	1	01:59	1	01:43	00:16	0-1	-1	0	0	0	0	0.0000
0- Dillingham R/ 2- Bradshaw A/ 3- Thiero A/ 12- Reeves A/ 15- Sheppard R/	1	01:43	1	01:18	00:25	2-2	0	1	0	0	0	2.0000
2- Bradshaw A/ 3- Thiero A/ 12- Reeves A/ 15- Sheppard R/ 23- Burks J/	1	01:18	2	20:00	01:18	0-2	-2	2	0	0	0	0.0000
1- Edwards J/ 3- Thiero A/ 12- Reeves A/ 15- Sheppard R/ 33- Onyenso U/	2	20:00	2	16:58	03:02	7-7	0	4	2	0	1	1.4000
0- Dillingham R/ 2- Bradshaw A/ 12- Reeves A/ 15- Sheppard R/ 33- Onyenso U/	2	16:58	2	16:36	00:22	0-1	-1	1	0	0	0	0.0000
0- Dillingham R/ 2- Bradshaw A/ 12- Reeves A/ 15- Sheppard R/ 44- Ivistic Z/	2	16:36	2	14:12	02:24	9-3	6	3	2	1	2	1.8443
0- Dillingham R/ 12- Reeves A/ 15- Sheppard R/ 23- Burks J/ 33- Onyenso U/	2	14:12	2	13:13	00:59	0-3	-3	2	0	0	0	0.0000
0- Dillingham R/ 12- Reeves A/ 15- Sheppard R/ 23- Burks J/ 44- Ivistic Z/	2	13:13	2	11:56	01:17	2-4	-2	3	0	1	1	0.6667
0- Dillingham R/ 1- Edwards J/ 15- Sheppard R/ 23- Burks J/ 44- Ivistic Z/	2	11:56	2	09:36	02:20	7-6	1	0	1	1	2	1.7500
0- Dillingham R/ 1- Edwards J/ 3- Thiero A/ 15- Sheppard R/ 44- Ivistic Z/	2	09:36	2	09:32	00:04	2-0	2	0	0	0	0	2.2727
0- Dillingham R/ 1- Edwards J/ 3- Thiero A/ 12- Reeves A/ 44- Ivistic Z/	2	09:32	2	09:09	00:23	0-0	0	0	0	0	0	0.0000
0- Dillingham R/ 1- Edwards J/ 2- Bradshaw A/ 3- Thiero A/ 12- Reeves A/	2	09:09	2	08:52	00:17	0-3	-3	0	0	0	0	0.0000
0- Dillingham R/ 1- Edwards J/ 2- Bradshaw A/ 12- Reeves A/ 15- Sheppard R/	2	08:52	2	04:54	03:58	15-7	8	5	1	1	2	1.7361
0- Dillingham R/ 1- Edwards J/ 2- Bradshaw A/ 15- Sheppard R/ 23- Burks J/	2	04:54	2	04:54	00:00	0-0	0	0	0	0	0	0.0000
0- Dillingham R/ 2- Bradshaw A/ 3- Thiero A/ 15- Sheppard R/ 23- Burks J/	2	04:54	2	03:48	01:06	4-0	4	2	0	0	1	2.0000
0- Dillingham R/ 3- Thiero A/ 15- Sheppard R/ 23- Burks J/ 44- Ivistic Z/	2	03:48	2	02:16	01:32	4-1	3	3	0	1	1	1.3333
0- Dillingham R/ 2- Bradshaw A/ 15- Sheppard R/ 20- Hart J/ 23- Burks J/	2	02:16	2	00:36	01:39	5-4	1	1	0	1	2	1.6667
2- Bradshaw A/ 13- Darbyshire G/ 14- Canada B/ 20- Hart J/ 25- Watkins K/	2	00:36	2	00:00	00:36	0-0	0	1	0	0	0	0.0000



Kentucky at Vanderbilt

02/06/24 Memorial Gymnasium, Nashville, Tenn.
Vanderbilt vs. Kentucky

Game Time: 7:30 PM
Game Duration: 1:58
Attendance: 11,678

Officials: Don Daily, Steven Anderson, Rob Rorke

Vanderbilt

Lineup	Quarter On	Time On	Quarter Off	Time Off	Time on Court	Score	Score Diff	Reb	Stl	Tov	Ass	PPP
0- Lawrence T/ 2- Lubin V/ 5- Manjon E/ 10- Williams J/ 12- Taylor E/	1	20:00	1	14:38	05:22	8-15	-7	4	0	1	2	0.8889
0- Lawrence T/ 2- Lubin V/ 4- West I/ 5- Manjon E/ 12- Taylor E/	1	14:38	1	13:03	01:35	2-5	-3	0	0	1	0	1.0000
2- Lubin V/ 4- West I/ 5- Manjon E/ 21- Kamateros T/ 23- Rivera-Torres J/	1	13:03	1	11:38	01:25	5-5	0	1	0	0	1	2.5000
2- Lubin V/ 3- Lewis P/ 4- West I/ 21- Kamateros T/ 23- Rivera-Torres J/	1	11:38	1	10:23	01:15	5-5	0	0	0	0	1	1.5060
3- Lewis P/ 4- West I/ 21- Kamateros T/ 23- Rivera-Torres J/ 24- Roberts J/	1	10:23	1	09:04	01:19	0-1	-1	2	0	0	0	0.0000
0- Lawrence T/ 3- Lewis P/ 21- Kamateros T/ 23- Rivera-Torres J/ 24- Roberts J/	1	09:04	1	08:00	01:04	2-3	-1	1	0	1	0	1.0000
0- Lawrence T/ 2- Lubin V/ 3- Lewis P/ 5- Manjon E/ 24- Roberts J/	1	08:00	1	06:41	01:19	0-8	-8	0	0	1	0	0.0000
0- Lawrence T/ 2- Lubin V/ 5- Manjon E/ 10- Williams J/ 24- Roberts J/	1	06:41	1	05:22	01:19	3-3	0	1	0	0	0	1.2295
0- Lawrence T/ 2- Lubin V/ 4- West I/ 5- Manjon E/ 24- Roberts J/	1	05:22	1	04:07	01:15	5-2	3	0	2	0	1	1.7361
0- Lawrence T/ 2- Lubin V/ 4- West I/ 5- Manjon E/ 12- Taylor E/	1	04:07	1	02:36	01:31	0-5	-5	0	0	0	0	0.0000
0- Lawrence T/ 5- Manjon E/ 12- Taylor E/ 13- Presley M/ 21- Kamateros T/	1	02:36	1	01:18	01:18	6-2	4	2	0	0	1	1.8072
0- Lawrence T/ 2- Lubin V/ 5- Manjon E/ 12- Taylor E/ 13- Presley M/	1	01:18	2	14:12	07:06	13-16	-3	7	1	4	4	1.0188
0- Lawrence T/ 2- Lubin V/ 3- Lewis P/ 5- Manjon E/ 21- Kamateros T/	2	14:12	2	13:54	00:18	0-0	0	1	0	0	0	0.0000
2- Lubin V/ 3- Lewis P/ 4- West I/ 5- Manjon E/ 21- Kamateros T/	2	13:54	2	13:39	00:15	2-0	2	0	0	0	0	2.2727
3- Lewis P/ 4- West I/ 5- Manjon E/ 21- Kamateros T/ 24- Roberts J/	2	13:39	2	09:36	04:03	11-9	2	3	1	2	2	1.4175
0- Lawrence T/ 3- Lewis P/ 21- Kamateros T/ 23- Rivera-Torres J/ 24- Roberts J/	2	09:36	2	07:40	01:56	3-8	-5	1	0	1	0	0.9036
0- Lawrence T/ 2- Lubin V/ 3- Lewis P/ 12- Taylor E/ 23- Rivera-Torres J/	2	07:40	2	04:54	02:46	7-9	-2	2	0	1	1	1.1905
0- Lawrence T/ 2- Lubin V/ 5- Manjon E/ 12- Taylor E/ 23- Rivera-Torres J/	2	04:54	2	03:07	01:47	0-6	-6	0	0	0	0	0.0000
2- Lubin V/ 3- Lewis P/ 13- Presley M/ 23- Rivera-Torres J/ 24- Roberts J/	2	03:07	2	03:07	00:00	1-0	1	0	0	0	0	1.1364
3- Lewis P/ 13- Presley M/ 23- Rivera-Torres J/ 24- Roberts J/ 35- Lang C/	2	03:07	2	00:00	03:07	4-7	-3	3	1	0	1	0.8197



Kentucky at Vanderbilt

02/06/24 Memorial Gymnasium, Nashville, Tenn.

Vanderbilt vs. Kentucky

Game Time: 7:30 PM

Game Duration: 1:58

Attendance: 11,678

Officials: Don Daily, Steven Anderson, Rob Rorke

Kentucky

Lineup	Time	Score	Score Diff	Pts/Min	Reb	Stl	Tov	Ass	PPP
1- Edwards J/ 3- Thiero A/ 12- Reeves A/ 15- Sheppard R/ 33- Onyenso U/	05:45	12-9	3	2.0870	8	2	0	2	1.3333
0- Dillingham R/ 2- Bradshaw A/ 12- Reeves A/ 15- Sheppard R/ 44- Ivisic Z/	03:59	14-5	9	3.5146	5	3	2	2	1.7766
0- Dillingham R/ 1- Edwards J/ 2- Bradshaw A/ 12- Reeves A/ 15- Sheppard R/	03:58	15-7	8	3.7815	5	1	1	2	1.7361
0- Dillingham R/ 3- Thiero A/ 12- Reeves A/ 15- Sheppard R/ 33- Onyenso U/	03:07	12-6	6	3.8503	4	2	1	3	2.0408
0- Dillingham R/ 2- Bradshaw A/ 3- Thiero A/ 12- Reeves A/ 15- Sheppard R/	02:32	12-4	8	4.7368	3	1	0	3	2.0000
0- Dillingham R/ 1- Edwards J/ 3- Thiero A/ 12- Reeves A/ 33- Onyenso U/	02:22	5-5	0	2.1127	2	0	0	1	1.2500
0- Dillingham R/ 1- Edwards J/ 15- Sheppard R/ 23- Burks J/ 44- Ivisic Z/	02:20	7-6	1	3.0000	0	1	1	2	1.7500
1- Edwards J/ 12- Reeves A/ 15- Sheppard R/ 23- Burks J/ 33- Onyenso U/	01:44	5-1	4	2.8846	4	0	2	1	1.2500
0- Dillingham R/ 2- Bradshaw A/ 15- Sheppard R/ 20- Hart J/ 23- Burks J/	01:39	5-4	1	3.0151	1	0	1	2	1.6667
0- Dillingham R/ 12- Reeves A/ 15- Sheppard R/ 23- Burks J/ 33- Onyenso U/	01:36	0-6	-6	0.0000	2	0	1	0	0.0000
0- Dillingham R/ 3- Thiero A/ 15- Sheppard R/ 23- Burks J/ 44- Ivisic Z/	01:32	4-1	3	2.6087	3	0	1	1	1.3333
0- Dillingham R/ 1- Edwards J/ 2- Bradshaw A/ 15- Sheppard R/ 44- Ivisic Z/	01:25	5-5	0	3.5294	1	0	0	1	2.5000
0- Dillingham R/ 2- Bradshaw A/ 12- Reeves A/ 15- Sheppard R/ 23- Burks J/	01:19	3-3	0	2.2785	1	0	0	0	1.5000
2- Bradshaw A/ 3- Thiero A/ 12- Reeves A/ 15- Sheppard R/ 23- Burks J/	01:18	0-2	-2	0.0000	2	0	0	0	0.0000
0- Dillingham R/ 12- Reeves A/ 15- Sheppard R/ 23- Burks J/ 44- Ivisic Z/	01:17	2-4	-2	1.5584	3	0	1	1	0.6667
0- Dillingham R/ 2- Bradshaw A/ 3- Thiero A/ 15- Sheppard R/ 23- Burks J/	01:06	4-0	4	3.6364	2	0	0	1	2.0000
1- Edwards J/ 12- Reeves A/ 15- Sheppard R/ 23- Burks J/ 44- Ivisic Z/	01:02	2-4	-2	1.9355	2	0	1	0	1.0000
2- Bradshaw A/ 13- Darbyshire G/ 14- Canada B/ 20- Hart J/ 25- Watkins K/	00:36	0-0	0	0.0000	1	0	0	0	0.0000
0- Dillingham R/ 1- Edwards J/ 3- Thiero A/ 12- Reeves A/ 44- Ivisic Z/	00:23	0-0	0	0.0000	0	0	0	0	0.0000
0- Dillingham R/ 2- Bradshaw A/ 12- Reeves A/ 15- Sheppard R/ 33- Onyenso U/	00:22	0-1	-1	0.0000	1	0	0	0	0.0000
0- Dillingham R/ 1- Edwards J/ 2- Bradshaw A/ 3- Thiero A/ 12- Reeves A/	00:17	0-3	-3	0.0000	0	0	0	0	0.0000
0- Dillingham R/ 1- Edwards J/ 15- Sheppard R/ 23- Burks J/ 33- Onyenso U/	00:16	0-1	-1	0.0000	0	0	0	0	0.0000
0- Dillingham R/ 1- Edwards J/ 3- Thiero A/ 15- Sheppard R/ 44- Ivisic Z/	00:04	2-0	2	30.0000	0	0	0	0	2.2727
0- Dillingham R/ 1- Edwards J/ 2- Bradshaw A/ 15- Sheppard R/ 23- Burks J/	00:00	0-0	0	NaN	0	0	0	0	0.0000



Officials: Don Daily, Steven Anderson, Rob Rorke

Vanderbilt

Lineup	Time	Score	Score Diff	Pts/Min	Reb	Stl	Tov	Ass	PPP
0- Lawrence T/ 2- Lubin V/ 5- Manjon E/ 12- Taylor E/ 13- Presley M/	07:06	13-16	-3	1.8310	7	1	4	4	1.0188
0- Lawrence T/ 2- Lubin V/ 5- Manjon E/ 10- Williams J/ 12- Taylor E/	05:22	8-15	-7	1.4907	4	0	1	2	0.8889
3- Lewis P/ 4- West I/ 5- Manjon E/ 21- Kamateros T/ 24- Roberts J/	04:03	11-9	2	2.7160	3	1	2	2	1.4175
3- Lewis P/ 13- Presley M/ 23- Rivera-Torres J/ 24- Roberts J/ 35- Lang C/	03:07	4-7	-3	1.2834	3	1	0	1	0.8197
0- Lawrence T/ 2- Lubin V/ 4- West I/ 5- Manjon E/ 12- Taylor E/	03:06	2-10	-8	0.6452	0	0	1	0	0.4505
0- Lawrence T/ 3- Lewis P/ 21- Kamateros T/ 23- Rivera-Torres J/ 24- Roberts J/	03:00	5-11	-6	1.6667	2	0	2	0	0.9398
0- Lawrence T/ 2- Lubin V/ 3- Lewis P/ 12- Taylor E/ 23- Rivera-Torres J/	02:46	7-9	-2	2.5301	2	0	1	1	1.1905
0- Lawrence T/ 2- Lubin V/ 5- Manjon E/ 12- Taylor E/ 23- Rivera-Torres J/	01:47	0-6	-6	0.0000	0	0	0	0	0.0000
2- Lubin V/ 4- West I/ 5- Manjon E/ 21- Kamateros T/ 23- Rivera-Torres J/	01:25	5-5	0	3.5294	1	0	0	1	2.5000
3- Lewis P/ 4- West I/ 21- Kamateros T/ 23- Rivera-Torres J/ 24- Roberts J/	01:19	0-1	-1	0.0000	2	0	0	0	0.0000
0- Lawrence T/ 2- Lubin V/ 3- Lewis P/ 5- Manjon E/ 24- Roberts J/	01:19	0-8	-8	0.0000	0	0	1	0	0.0000
0- Lawrence T/ 2- Lubin V/ 5- Manjon E/ 10- Williams J/ 24- Roberts J/	01:19	3-3	0	2.2785	1	0	0	0	1.2295
0- Lawrence T/ 5- Manjon E/ 12- Taylor E/ 13- Presley M/ 21- Kamateros T/	01:18	6-2	4	4.6154	2	0	0	1	1.8072
2- Lubin V/ 3- Lewis P/ 4- West I/ 21- Kamateros T/ 23- Rivera-Torres J/	01:15	5-5	0	4.0000	0	0	0	1	1.5060
0- Lawrence T/ 2- Lubin V/ 4- West I/ 5- Manjon E/ 24- Roberts J/	01:15	5-2	3	4.0000	0	2	0	1	1.7361
0- Lawrence T/ 2- Lubin V/ 3- Lewis P/ 5- Manjon E/ 21- Kamateros T/	00:18	0-0	0	0.0000	1	0	0	0	0.0000
2- Lubin V/ 3- Lewis P/ 4- West I/ 5- Manjon E/ 21- Kamateros T/	00:15	2-0	2	8.0000	0	0	0	0	2.2727
2- Lubin V/ 3- Lewis P/ 13- Presley M/ 23- Rivera-Torres J/ 24- Roberts J/	00:00	1-0	1	∞	0	0	0	0	1.1364