

GOLDEN GRIZZLIES VS KENTUCKY



2023-24 OAKLAND MEN'S BASKETBALL GAME 35; NCAA TOURNAMENT ROUND OF 64 VS KENTUCKY

2023-24 SCHEDULE/RESULTS

Date	Opponent	Time/Results
Oct. 19	Walsh (Exh.)	L, 69-75
Oct. 30	Wayne State (Exh.)	W, 86-71
Nov. 6	at Ohio State	L, 73-79
Nov. 10	at Illinois	L, 53-64
Nov. 14	Bowling Green	W, 81-62
Nov. 19	vs Drake%	L, 77-85
Nov. 20	vs Loyola Marymount%	W, 74-69
Nov. 21	vs Marshall%	W, 78-71
Nov. 27	at Xavier	W, 78-76
Nov. 29	at Detroit Mercy*	W, 65-50
Dec. 2	Purdue Fort Wayne*	L, 77-98
Dec. 6	Toledo	L, 68-69
Dec. 8	at Eastern Michigan	W, 77-63
Dec. 18	at Michigan State	L, 62-79
Dec. 20	at Dayton	L, 67-91
Dec. 28	at Cleveland State*	L, 67-75
Dec. 31	at Youngstown State*	W, 88-81
Jan. 4	Milwaukee*	W, 100-95
Jan. 6	Green Bay*	W, 79-73
Jan. 10	Northern Kentucky*	OTW, 70-65
Jan. 13	at IUPUI*	W, 88-66
Jan. 17	Youngstown State*	W, 70-67
Jan. 25	at Green Bay*	L, 59-69
Jan. 27	at Milwaukee*	2OTW, 91-87
Feb. 1	Robert Morris*	W, 87-72
Feb. 3	Cleveland State*	W, 83-71
Feb. 8	at Northern Kentucky*	OTL, 89-99
Feb. 10	at Wright State*	W, 74-60
Feb. 14	at Purdue Fort Wayne*	W, 71-63
Feb. 17	IUPUI*	W, 107-59
Feb. 22	at Robert Morris*	W, 63-43
Feb. 25	Wright State*	L, 75-96
Mar. 2	Detroit Mercy*	W, 75-70
Mar. 7	Purdue Fort Wayne!	W, 75-65
Mar. 11	Cleveland State!	W, 74-71
Mar. 12	Milwaukee!	W, 83-76
Mar. 21	Kentucky^	7:10 pm

THE MATCHUP // INSIDE THE SERIES



OAKLAND
(23-11, 15-5 HL)
Golden Grizzlies
Head Coach: Greg Kampe (40th Season)
Record at Oakland: 698-536
Career Record: Same

OVERALL (OU-UK) 0-0
Home (OU-UK) 0-0
Away (OU-UK) 0-0
Neutral (OU-UK) 0-0

LAST MEETING N/A
LAST 10 MEETINGS N/A

STAT COMPARISON


OU STAT UK
76.4 PPG 89.4
72.9 PPGA 79.7
35.8 RPG 37.6
1.6 MARG 0.8
14.5 ASST 17.6
.450 FG%497
.351 3PT%412



KENTUCKY
(23-9, 13-5 SEC)
Wildcats
Head Coach: John Calipari (15th Season)
Record at UK: 410-122
Career Record: 813-260 (32nd Season)

PROBABLE STARTING 5

*Based off last starting five



GAMEDAY INFO

Location: Pittsburgh, Pa.
Arena: PPG Paints Arena
TV: CBS
Time: 7:10 pm ET
Television Talent: Andrew Catalon (PxP),
Steve Lappas (Analyst) & Evan Washburn (Reporter)
Radio Talent: Neal Ruhl (PxP)
- The Bet1270 AM (WXYT-AM), 97.1HD-3 &
The Varsity App

Horizon League* | Cayman Islands Classic*
Horizon League Tournament! | NCAA Tournament^
Home / Away | Exhibition

- 3 SUMMIT LEAGUE TITLES
- 8 NCAA APPEARANCES
- 2 HLMBB REGULAR SEASON TITLES
- 1 HORIZON LEAGUE TITLE

Michael Reedy
Coordinator of Athletic Communications
michaelreedy@oakland.edu
Phone: (847) 337-3556



RECORD WHEN WEARING

11-3	10-8	2-0
------	------	-----

OAKLAND TICKET OFFICE

Outickets@Oakland.edu
(248) 370-4000
569 Pioneer Drive, 201 RAC
Rochester, MI 48309-4401



GOLDEN GRIZZLIES VS KENTUCKY

NUMERICAL ROSTER

#	Name	Pos.	Year.	Ht.	Wt.	Hometown / High School / Previous
0	Rocket Watts	G	Sr.	6-2	182	Detroit, Mich. / SPIRE Institute / Mississippi State Univ.
1	Michael Rogers	G	Jr.	6-0	228	Harlem, N.Y. / Hillcrest Prep / Phoenix College
2	Chris Conway	F	Sr.	6-9	221	Naperville, Ill. / Naperville Central HS
3	Jack Gohlke	G	Gr.	6-3	215	Pewaukee, Wis. / Pewaukee / Hillsdale College
4	Trey Townsend	F	Sr.	6-6	228	Oxford, Mich. / Oxford HS
5	Evan Solomon	G	r-Fr.	6-2	185	Charlevoix, Mich. / Charlevoix HS
7	Isaiah Jones	G	So.	6-7	213	Nashville, Tenn. / Speights Academy (Fla.) / Detroit Mercy
10	DQ Cole	G	Jr.	6-3	189	Pontiac, Mich. / Pontiac HS / Henry Ford CC
11	Blake Lampman	G	Gr.	6-3	184	Haslett, Mich. / Haslett HS
12	Tuburu Naivalurua	F	Jr.	6-6	218	Sydney, Australia / Endeavor Sports / Garden City CC
13	Osei Price	G	Jr.	6-4	188	Upper Marlboro, Md. / South Kent HS
15	Aundre Polk	F	Jr.	6-9	200	Detroit, Mich. / SPIRE Institute / Garden City JC
21	Tone Hunter	G	Jr.	5-11	148	Las Vegas, Nev. / Durango HS / Long Beach State
24	Zavier Banks	F	Fr.	6-5	195	Detroit, Mich. / University of Detroit Jesuit HS
25	Cooper Craggs	F	r-Fr.	6-5	222	Northville, Mich. / Novi Catholic Central HS

COACHING STAFF

Head Coach: Greg Kampe (Bowling Green '78)
Overall Record: 698-536
Career Record: Same
Associate Head Coach: Jeff Smith (5th Season)
Assistant Coach: Mychal Covington (7th Season)
Assistant Coach: Bobby Naubert (1st Season)
Director of Basketball Operations: Colin Shannon (2nd Season)

PRONUNCIATIONS

Kampe	Camp-E
Mychal	Sounds like Michael
Tuburu	TWO-burr-oo
Naivalurua	Nay-vuh-luh-roo-uh
Gohlke	GOAL-key
Osei	Oh-SAY
Zavier	Sounds like Xavier
Aundre	Sounds like Andre
Naubert	NAW-ber
Townsend	TOWN-sin

TV/RADIO ROSTER

0  ROCKET WATTS	1  MICHAEL ROGERS	2  CHRIS CONWAY	3  JACK GOHLKE	4  TREY TOWNSEND
5  EVAN SOLOMON	7  ISAIAH JONES	10  DQ COLE	11  BLAKE LAMPMAN	12  TUBURU NAIVALURUA
13  OSEI PRICE	15  AUNDRE POLK	21  TONE HUNTER	24  ZAVIER BANKS	25  COOPER CRAGGS



NEW TRANSFERS



DQ Cole
Henry Ford CC
Pontiac, Mich.

- Played 34 games at Henry Ford CC
- Averaged 18.1 PPG on 46.3 FG% and 38.1 3FG%
- Was named First Team All-Defense, First Team All-Region
- Named Conference Player of the Year



Isaiah Jones
Detroit Mercy
Nashville, Tenn.

- Played in 24 games for Titans
- Shot 40.7 FG% and 32.5 3FG%
- Was named HL Freshman of the Week (12/5/22)



Jack Gohlke
Hillsdale College
Pewaukee, Wisc.

- Played three years at Hillsdale (redshirted freshman year)
- Averaged 14.2 PPG in 2022-23
- Shot 40% from three in two seasons from 2021-2023



Aundre Polk
Garden City CC
Detroit, Mich.

- Played 15 games (started eight games)
- Averaged 8 PPG on 51.3 FG%
- Grabbed 4.4 RPG



Michael Rogers
Phoenix College
Harlem, N.Y.

- Started 47 games in two years at Phoenix
- Averaged 17.5 PPG, 1.3 SPG, and 5 RPG over his career
- Was named All-Region and All-Conference selection



Tone Hunter
Las Vegas, Nev.
Long Beach State

- Averaged 7.3 PPG in 2022-23
- Recorded a season-high 6 steals in a matchup against Oakland
- Tallied 37 stals in 33 games

TRANSFER SUCCESS

Oakland has built a tradition of quality transfers that have made the most of their second opportunity since beginning competition in Division I (1999-2000):

- Jamal Cain, Marquette... HL Co-Player of the Year, 19.9 ppg, 10.2 rpg, forward for the Miami Heat
- Kendrick Nunn, Illinois... HL Player of the Year, 25.9 ppg (2nd in NCAA), guard for Washington Wizards
- Martez Walker, Texas... Two-time all-League selection
- Sherron Dorsey-Walker, Iowa State... Top 10 in HL in four categories, NIT win at Clemson
- Percy Gibson, Iowa State... Scored over 11 ppg as Oakland made Vegas 16 postseason
- Max Hooper, St. Johns/Harvard... HL Sixth Man of the Year in 2016
- Reggie Hamilton, UMKC... Led NCAA in scoring (26.1) in 2012
- Laval Lucas-Perry, Arizona/Michigan... Helped Oakland make NIT Final Four
- Rawle Marshall, Ball State... Mid-Conference Tournament MVP in 2005, played for 2 NBA teams
- Duke Mondy, Providence... Led NCAA in steals (2013), Summit League Newcomer of the Year
- Vova Severovas, Wright State... Two-time All-League player in 2007 and '07
- Courtney Scott, Iowa... Led Oakland to first ever NCAA Tournament in 2005
- Larry Wright, St Johns... Part of consecutive NCAA tournaments in 2010 and '11
- Dan Waterstradt, Rutgers... Helped Golden Grizzlies reach postseason in 2009



GOLDEN GRIZZLIES VS KENTUCKY

VERSUS 23-24 OPPONENTS

NON-CONFERENCE

School	Gms	Srs Lead	H	A	N	Last Meeting
Ohio St.	4	Ohio St.	0-0	0-4	0-0	L, 73-79 (11/6/23)
Illinois	4	Illinois	0-0	0-4	0-0	L, 53-64 (11/10/23)
BGSU	12	BGSU	5-2	1-4	0-0	W, 81-62 (11/14/23)
Drake	1	Drake	0-0	0-0	0-0	L, 77-85 (11/19/23)
LMU	1	Oakland	0-0	0-0	1-0	W, 74-69 (11/20/23)
Marshall	1	Oakland	0-0	0-0	1-0	W, 78-71 (11/21/23)
Xavier	6	Xavier	0-0	1-5	0-0	L, 78-76 (11/27/23)
Toledo	19	Toledo	5-3	2-7	0-2	L, 68-69 (12/6/23)
EMU	14	Oakland	4-2	4-4	0-0	W, 77-63 (12/8/23)
MSU	22	MSU	0-3	0-14	0-5	L, 62-79 (12/18/23)
Dayton	1	Dayton	0-0	0-1	0-0	L, 67-91 (12/20/23)

HORIZON LEAGUE

School	Gms	Srs Lead	H	A	N	Last Meeting
Cleveland St.	29	Oakland	9-5	6-6	1-2	W, 74-71 (3/11/24)
YSU	35	Oakland	16-3	7-8	0-1	W, 70-67 (1/17/24)
Milwaukee	25	Oakland	8-3	6-7	1-0	W, 83-76 (3/12/24)
Green Bay	26	Tied	8-3	5-9	0-1	L, 59-69 (1/25/24)
NKU	24	NKU	4-6	6-5	1-2	OTL, 89-99 (2/8/24)
IUPUI	47	Oakland	18-4	10-11	1-3	W, 107-59 (2/17/24)
PFW	26	Oakland	8-5	8-4	1-0	W, 75-65 (2/14/24)
Detroit Mercy	30	Oakland	10-3	10-7	0-0	W, 75-70 (3/2/24)
Robert Morris	12	Oakland	4-0	6-2	0-0	W, 63-43 (2/22/24)
Wright State	27	Wright St.	6-7	4-9	0-1	L, 75-96 (2/25/24)

POWER 6 WINS

1. Northwestern, 60-41 (1/2/00), Evanston
2. Michigan, 97-90 (11/17/00), Rochester
3. Texas A&M, 90-58 (12/22/07), Rochester
4. No. 23 Oregon, 68-62 (12/22/07), Auburn Hills
5. Oregon, 82-79 OT (11/17/08), Eugene
6. No. 7 Tennessee, 89-82 (12/14/10), Knoxville
7. Houston, 76-74 (11/22/11), Houston
8. Tennessee, 89-81 (11/28/11), Rochester
9. Washington, 97-83 (12/19/15), Seattle
10. Georgia, 86-79 (12/23/16), Rochester
11. Clemson, 74-69 (3/14/17), Clemson
12. Oklahoma State, 56-55 (11/12/21), Stillwater
13. Xavier, 78-76 (11/27/23), Cincinnati

23-24 #HLMBB STANDINGS

SCHOOL	CONF	OVERALL	STREAK
Oakland	15-5	23-11	W4
Youngstown State	14-6	22-10	L1
Green Bay	13-7	18-14	L2
Wright State	13-7	18-14	L1
Northern Kentucky	12-8	18-15	L1
Milwaukee	12-8	20-15	L1
Cleveland State	11-9	20-14	L1
Purdue Fort Wayne	11-9	21-12	L1
Robert Morris	6-14	10-22	L7
IUPUI	2-18	6-26	L12
Detroit Mercy	1-19	1-31	L5

OAKLAND BASKETBALL HISTORY

First Year: 1967-68
 All-Time Record (56 Seasons): 878-794 (.525)
 First Year of Division I: 1999-00
 All-Time D1 Record (25 Seasons): 436-366 (.544)
 NCAA Tournaments: 8 (4 DI, 4 DII)
 Last Appearance: 2011
 No. 13 Oakland 81, No. 4 Texas 85
 NCAA Round of 64: Tulsa, Okla. (BOK Center)
 League Regular Season Titles: 6
 1995-96 (GLIAC), '96-97 (GLIAC), '99-00 (Summit), '09-10 (Summit), '10-11 (Summit), '16-17 (Horizon), '23-'24 (Horizon)
 League Tournament Titles: 3
 2005: def. UMKC, 67-63 (QF); def. Chicago State, 56-53 (SF); def. ORU, 61-60 (Champ.)
 2010: def. UMKC, 85-70 (QF); def. IPFW, 71-58 (SF); def. IUPUI, 76-64 (Champ)
 2011: def. SUU, 82-66 (QF); def. SDSU, 110-90 (SF); def. ORU, 90-76 (Champ.)
 2024: def. PFW, 75-65 (QF); def. CSU, 74-71 (SF); def. MKE, 83-76 (Champ.)

ABOUT OAKLAND

School: Oakland University
 Location: Rochester, Mich.
 Founded: 1957
 Nickname: Golden Grizzlies
 Colors: Black and Gold
 Affiliation: NCAA Division I
 Conference: Horizon League
 Arena: OU Credit Union O'rena
 Capacity: 4,000
 Year Opened: 1998
 President: Ora Hirsch Pescovitz, M.D. (Northwestern '78)
 Director of Athletics: Steve Waterfield (Kenyon '94)



HEAD COACH GREG KAMPE

40th Season | 698-536 Record | Longest Tenured Head Coach
 B.S. in Business & Journalism, BGSU, '78, M.S. in Physical Education, Toledo, '79

- Greg Kampe has been on the Oakland sidelines for 40 years and is the longest-tenured coach at one school in Division I. Kampe has led the Golden Grizzlies to three NCAA tournaments (2005, 2010, 2011) and coached five NBA players over the last 14 years.
- He became the fourth active D1 coach to win 600 games at one school in 2018. He finished third all-time in The Summit League with 147 league victories and earned a league-best five coach of the year selections

A CLOSER LOOK AT KAMPE

MOST WINS BY ACTIVE DIVISION I HEAD COACHES

- | | |
|-------------------------------------|------------|
| 1. Cliff Ellis, Coastal Carolina | 828 |
| 2. John Calipari, Kentucky | 790 |
| 3. Rick Barnes, Tennessee | 780 |
| 4. Bill Self, Kansas | 772 |
| 5. Kelvin Sampson, Houston | 732 |
| 5. Dana Altman, Oregon | 732 |
| 7. Jim Larranaga, Miami (Fla.) | 725 |
| 8. Rick Pitino, St. John's | 711 |
| 9. Mark Few, Gonzaga | 688 |
| 10. Tom Izzo, Michigan State | 687 |
| 11. Greg Kampe, Oakland | 675 |
| 12. Steve Alford, Nevada | 657 |
| 13. Bruce Pearl, Auburn | 635 |
| 14. Leonard Hamilton, Florida State | 604 |
| 15. Lennie Acuff, Lipscomb | 598 |

As of October 1, 2023

- Is No. 11 among active Div. 1 coaches in career wins.
- Enshrined into American Basketball Hall of Fame in 2023; National High School Football Hall of Fame in 2023
- Inducted into Michigan Sports Hall of Fame in 2017.
- National Coach of the Year by CollegeInsider.com in 2000, after leading Oakland to the Mid-Con regular-season title in the Golden Grizzlies first season of D-I competition.
- 1 of 2 Oakland coaches to be inducted into the Hollie L. Lepley Hall of Honor while still active; Earning that distinction in Jan. 2012 with longtime swim coach Pete Hovland.
- Led team to a nation's-best 34-2 league record from 2009-11.
- Oakland won six Summit League championships in 14 seasons.
- Mid-Major Coach of the Year finalist in 2011.
- More than 30 players have gone on to play professionally, including five in the NBA; Rawlie Marshall, Keith Benson, Kay Felder, Kendrick Nunn, and Jamal Cain.
- Mid-Major Madness Sexiest Coach of the Year in 2022.

- Brian Gregory (1987-90) continues to hold the all-time school record in assists for a career, single-season and single-game, and now has become a very successful college coach; Gregory has been a head coach at Dayton and Georgia Tech, and was a special assistant to MSU's Tom Izzo in 2016-17. In March of 2017, he was named South Florida's head coach.

THE KAMPE FILE

Overall: 698-536 (.566); 436-366 D1 (.544)
 Overall League Record: 397-245 (.618)
 1984-98 GLIAC (DII): 128-87 (.595)
 1999-2013 Mid-Con/Summit: 147-81 (.645)
 2014-Pres. Horizon: 123-79 (.609)
 Born: Dec. 9, 1955
 Hometown: Defiance, Ohio
 Education: B.S. in Business and Journalism, Bowling Green State University, 1978; M.S. in Physical Education, Toledo, 1979
 Family: Wife Susan, three sons, Keith (Oakland baseball alum), Branch (former LSU football player) and Press (Attended Berklee College of Music)
 Coaching Career: Head Coach, Oakland University, 1984-present; Assistant Coach, Toledo, 1979-84; Graduate Assistant, Toledo, 1978-79
 Playing Career: Bowling Green, 1975-78 (football and basketball)

MOST SEASONS WITH CURRENT DIVISION I SCHOOL

1. GREG KAMPE (40TH SEASON)
2. RON COTTRELL (33RD SEASON)
3. TOM IZZO (29TH SEASON)
4. MARK FEW (25TH SEASON)

THE GREG KAMPE RADIO SHOW

Live Mondays at 6:00 pm on 1270AM & YouTube
 RJ's Pub, Rochester, Michigan

RECENT MILESTONES

Win	Date	Score, Opponent	Note
462	2/3/11	88-65, Western Illinois	20th consecutive league win/New record
465	2/19/11	105-96, South Dakota St.	3rd consecutive 20-win season, 9th overall
470	3/8/11	90-76, Oral Roberts	2nd straight league tourney title and NCAA berth
475	11/28/11	89-81, Tennessee	7th win over Power-5 opponent; 2nd straight over UT
490	3/20/12	77-70, RICE	Set league record with 3rd postseason win
500	1/26/13	67-60, WESTERN ILLINOIS	Became 5th active coach to win 500 at 1 school
512	1/4/14	75-70, VALPARAISO	First Horizon League win
513	1/11/14	77-69, at Detroit	First win inside Calihan Hall, Even D1 series with UDM
516	2/14/14	83-82 (OT), DETROIT	First Horizon League sweep over the Titans
519	3/4/14	96-92 (OT), YOUNGSTOWN STATE	First HL tournament win, first home league tourney game
525	1/15/15	69-66, GREEN BAY	Defeated Green Bay for first time in Horizon League play
527	1/26/15	59-56, CLEVELAND STATE	First-ever win over the Vikings
532	2/15/15	83-78, DETROIT	Won first-ever Michigan Sports Hall of Fame Cup
550	2/1/16	85-74, at Northern Kentucky	300th career conference victory
568	12/23/16	86-79, vs. Georgia	Fourth Power-5 conference win at home (4-2 all-time)
578	2/17/17	82-71, vs. VALPARAISO	1,000th career game coached
582	2/26/17	86-75, at Milwaukee	First ever regular season Horizon League Championship
583	3/14/17	74-69, at Clemson	First win over ACC opponent, first NIT win
600	2/16/18	82-66, at Cleveland State	15th active DI coach to reach 600 wins
613	2/2/19	83-68, vs. Cleveland State	Oakland earns 800th win as a program
645	11/12/21	56-55, at Oklahoma State	Program's second-career win over a Big 12 team
670	1/8/23	75-73, at Wright State	Kampe and program's 100th Horizon League win
679	11/27/23	78-76, at Xavier	First win over Xavier, first Power-6 Win in two yrs.
695	3/2/24	75-70, vs. Detroit	First #HLMBB Outright Regular Season Title
698	3/12/24	83-76, vs. Milwaukee	First #HLMBB Tournament Title



GOLDEN GRIZZLIES VS KENTUCKY

LAST TIME OUT RECAP

MARCH-12 vs MILWAUKEE

BY THE NUMBERS

5

NBA players in the last 14 years
(Jamal Cain, Kendrick Nunn, Kay Felder, Keith Benson, & Rawle Marshall)

7

Players that led the NCAA in a statistical category since 2009 (Jones/APG, Hamilton/PPG, FTM, Bader/3PG, Mondy/SPG, Felder/APG, Nunn/3PG, Moore/APG)

10

Postseason appearances since 2005 (4 CIT, 4 NCAA, 1 Vegas 16, 1 NIT)

13

NABC All-District selections since 2009

123

Wins in the Horizon League since becoming a member in July 2013

698

Career wins for Coach Kampe, 11th among active DI coaches (as of Oct. 1, 2023)

878

Oakland's all-time wins

1,129

Consecutive games with at least one 3-pointer made

INDIANAPOLIS, Ind. - For the first time since 2011, the Oakland University men's basketball team is heading to the NCAA Tournament as the Golden Grizzlies defeated the Panthers, 83-76, tonight in the championship game of the 2024 Barbasol Horizon League Men's Basketball Championship inside the Indiana Farmers Coliseum.

It's the fourth Division I tournament berth for Oakland and its first since 2011 when it was a part of the Summit League. The Golden Grizzlies now await its opponent and path to a National Championship which will be unveiled Sunday, March 17 during the 2024 Selection Sunday Show, slated for 6:00 p.m. ET on CBS.

The Golden Grizzlies (23-11, 15-5 HL) were led by Horizon League Tournament MVP **Trey Townsend** who shot 12-of-22 from the floor with a career-high 38 points. He also tallied another double-double on the season with 11 boards as 14 points came from the charity stripe. **Chris Conway** also tallied a double-double with 11 points and 10 boards, while All-Tournament Team selection **Jack Gohlke** sank five threes for his 15 points.

The Panthers (20-15, 12-8 HL) were led by Erik Pratt with his 16 points, while four separate Panthers recorded double-digit points. All-Tournament Team selection BJ Freeman brought down three boards to go with his 14 points.

Contrary to the semifinal game, the Golden Grizzlies got on the board right away as Conway was wide open in the paint for an early jumper. The Panthers answered, but **Osei Price** banked home a three the following possession. The Panthers grabbed two, but a **Blake Lampman** three, followed by a fastbreak layup from **DQ Cole** put Oakland up six.

The Panthers quickly cut the game to one, but Townsend pushed it to three after he muscled his way into the paint for a two. At 14-11, Cole was fed the ball and drove the baseline where he found an open Gohlke who pump faked, side-stepped and drilled a three. Milwaukee answered with a three of its own, followed by a two, but Lampman eased the quick run as he hit from downtown to stay ahead.

The Golden Grizzlies remained ahead by a slim lead until it knotted things up at 22 apiece at the 9:05 mark. Both teams went on to trade twos as the Panthers nearly went ahead for the first time of the game but Conway swatted a ball away and scored two on the other end. Milwaukee, however, gained its first lead with a three to go ahead one with 5:41 to go in the half.

Milwaukee held the Golden Grizzlies scoreless for 3:18 as it



RECAP CONT...

grew its lead to three, but Townsend drew a shooting foul to end the drought with two makes from the charity stripe. The Golden Grizzlies jumped ahead in a big way Gohlke came down with a board and found a streaking Lampman who dunked it through. The Golden Grizzlies locked down on defense as it held Milwaukee scoreless for 2:12 as Gohlke extended the lead to four with an off-balanced three.

Gohlke intercepted a bad pass as time was ticking down as the team moved the ball around and fed it through to Townsend under the hoop for a difficult contested two. The Panthers had one final possession, with the shot clock turned off, to put some points on the board but Lampman put down the clamps and stole the ball to take the lead into the locker room, 37-33.

Townsend led the game after 20 with 11 points and was the only Golden Grizzly with double-digit points. Both teams sank 14 shots from the floor, as the Panthers shot at a .470 clip (14-of-30) while the Golden Grizzlies shot at a .450 clip (14-of-31). The Golden Grizzlies made a handful from range as the Panthers only made three, where Oakland led off the glass with three more boards at 18.

The Panthers opened up the second with a three-point play, but Gohlke answered as he sank his third from downtown. The Golden Grizzlies got into foul trouble early as it tacked on five fouls just 2:22 into the second half while the Panthers had zero. Gohlke kept it rolling as he continued to extend Oakland's lead when the Panthers cut it close as he sank his fourth three of the contest.

A foul, followed by a technical foul, gave Oakland four shots from the free throw line as it sank all four to push ahead, 49-42. The Panthers started to claw back as it had the opportunity to cut the lead to one, but a **Tuburu Naivalurua** block at the hoop gave Oakland the ball back, followed by a Townsend make. The Panthers grabbed its first lead of the second half as it went on a 10-2 run, but Townsend retook the Golden Grizzlies lead as he put one through.

The game teetered back-and-forth as Gohlke put the Golden Grizzlies one-point deficit to a two-point lead after a heavily contested three from the corner. The Golden Grizzlies foul trouble eased as it was the Panthers who committed seven fouls in the span the Golden Grizzlies committed two. Now in the bonus, Townsend went to the line with the game knotted at 58 and sank a pair for a two-point lead.

The Panthers grabbed its largest lead of the night at four with 6:16 to play as Townsend cut it back to two with a make. Townsend continued to pile it on as he went up for a hard two, was fouled, and saw his make drop before completing the three-point play to make it 66-64, Oakland. The Panthers tied things up, but Townsend continued as he made the Golden Grizzlies 10th consecutive point to go up with 3:43 to go.

Townsend made it a three-point game with 3:19 to play with two from the charity stripe for a career-high 31 points, but the Panthers tied things up as it hit one from three. Townsend added four more as he continued his tear as he tacked on 15 points in 6:24, and was the only Oakland scorer during that time. Conway broke Townsend's streak with a make, followed by a Cole rebound as he was fouled and made his two to make it 78-72 with 1:10 to go.

Oakland maintained its six-point lead as Townsend went to the line to widen the Golden Grizzlies gap with :36 second to play and put it to seven, but the Panthers drew a foul and cut it to five with :30 to play. Oakland sank another pair as it held on to win the championship game, 83-76.

In the second half, both teams struggled more than in the first half, as Oakland shot 13-of-31 (.419) from the floor while Milwaukee went 15-of-36 (.417) from the field. The Golden Grizzlies held the Panthers to just four threes while it tacked on eight total, as Oakland led off the glass with 41 boards compared to 37.



GOLDEN GRIZZLIES VS KENTUCKY

2023-24 Horizon League Men's Basketball Awards Winners

Player of the Year: Trey Townsend, Oakland
Coach of the Year: Sundance Wicks, Green Bay
Newcomer of the Year: Noah Reynolds, Green Bay
Freshman of the Year: David Douglas Jr., Green Bay
Defensive Player of the Year: Trey Robinson, Northern Kentucky
Sixth Player of the Year: Jack Gohlke, Oakland
Sportsmanship Award: Marques Warrick, Northern Kentucky

All-League First Team
 Tristan Enaruna, Cleveland State
 Noah Reynolds, Green Bay
Trey Townsend, Oakland
 Trey Calvin, Wright State
 Marques Warrick, Northern Kentucky

All-League Second Team
 BJ Freeman, Milwaukee
Blake Lampman, Oakland
 Brandon Noel, Wright State
 DJ Burns, Youngstown State
 Ziggy Reid, Youngstown State

All-League Third Team
 Rasheed Bello, Purdue Fort Wayne
 Jalen Jackson, Purdue Fort Wayne
 Markeese Hastings, RMU
 Tanner Holden, Wright State
 Brett Thompson, Youngstown State

All-Freshman Team
 David Douglas Jr., Green Bay
 Marcus Hall, Green Bay
 Randall Pettus II, Northern Kentucky
 Corey Hadnot II, Purdue Fort Wayne
 Gabe Dynes, Youngstown State

All-Defensive Team
 Trey Robinson, Northern Kentucky
 Rasheed Bello, Purdue Fort Wayne
 Anthony Roberts, Purdue Fort Wayne
 DJ Burns, Youngstown State
 Gabe Dynes, Youngstown State

2023-24 Horizon League Men's Basketball Preseason Teams

Preseason Player of the Year
 Trey Calvin, Wright State

Preseason All-League First Team
 Tristan Enaruna, Cleveland State
 BJ Freeman, Milwaukee
 Marques Warrick, Northern Kentucky
 Trey Townsend, Oakland
 Trey Calvin, Wright State

Preseason All-League Second Team
 Jlynn Counter, IUPUI
 Sam Vinson, Northern Kentucky
 Tanner Holden, Wright State
 Brandon Noel, Wright State
 Brandon Rush, Youngstown State

Returning 2022-23 #HLMBB All-Academic Team Selections
 Blake Lampman, Oakland
 Trey Townsend, Oakland (Honorable Mention)
 Brandon Noel, Wright State

2023-24 Horizon League Men's Basketball Preseason Poll

Pl.	Team - Pts. (First-place votes)
1	Northern Kentucky (18) - 435
2	Milwaukee (10) - 397
3	Wright State (12) - 392
4	Cleveland State (1) - 362
5	Youngstown State (3) - 342
6	Oakland - 280
7	RMU - 186
8	Purdue Fort Wayne - 166
9	Detroit Mercy - 132
10	IUPUI - 116
11	Green Bay - 96

GOLDEN GRIZZLIES VS KENTUCKY



REGULAR SEASON STATS	GAME RESULT	OREB	DREB	AST	STL
at Ohio State	79	13	29	14	4
Oakland	L, 73	11	19	12	5
at Illinois	64	9	27	13	3
Oakland	L, 53	8	24	4	7
Bowling Green	62	8	24	10	4
at Oakland	W, 81	7	22	10	14
vs. Drake	85	6	23	22	9
Oakland	L, 77	7	31	11	5
vs. LMU	69	9	24	10	0
Oakland	W, 74	11	26	13	5
vs. Marshall	71	17	31	16	7
Oakland	W, 78	13	31	16	7
at Xavier	76	14	23	19	7
Oakland	W, 78	8	21	16	7
at Detroit Mercy *	50	10	22	13	11
Oakland	W, 65	13	26	13	5
Purdue Fort Wayne *	98	2	22	24	4
at Oakland	L, 77	11	17	15	6
Toledo	69	6	22	13	8
at Oakland	L, 68	9	20	6	9
at Eastern Michigan	63	4	24	16	4
Oakland	W, 77	9	26	13	11
at Michigan State	79	14	25	23	5
Oakland	L, 62	16	17	12	5
at Dayton	91	9	26	26	4
Oakland	L, 67	9	22	14	2
at Cleveland State *	75	12	30	16	8
Oakland	L, 67	17	25	16	12
at Youngstown State *	81	7	17	20	8
Oakland	W, 88	6	28	21	3
Milwaukee *	95	14	24	13	6
at Oakland	W, 100	10	20	17	6
Green Bay *	73	7	22	18	4
at Oakland	W, 79	10	25	11	7
Northern Kentucky *	65	12	31	11	14
at Oakland	OTW, 70	11	35	11	7
at IUPUI *	66	6	14	10	10
Oakland	W, 88	13	22	18	5
Youngstown State *	67	19	22	13	6
at Oakland	W, 70	8	25	12	9
at Green Bay *	69	8	24	20	4
Oakland	L, 59	7	24	15	6
at Milwaukee *	87	13	30	18	5
Oakland	2OTW, 91	15	35	17	8
Robert Morris *	72	14	21	17	5
at Oakland	W, 87	8	27	18	4
Cleveland State *	71	15	19	17	5
at Oakland	W, 83	16	26	14	4
at Northern Kentucky *	99	9	32	26	6
Oakland	OTL, 89	20	19	25	7
at Wright State *	60	16	23	13	9
Oakland	W, 74	9	31	13	7
at Purdue Fort Wayne *	63	8	20	12	8
Oakland	W, 71	6	29	12	4
IUPUI *	59	13	12	10	5
at Oakland	W, 107	8	29	20	8
at Robert Morris *	43	8	29	10	4
Oakland	W, 63	12	34	12	9
Wright State *	96	8	30	22	10
at Oakland	L, 75	11	25	15	5
Detroit Mercy *	70	6	19	18	7
at Oakland	W, 75	9	16	18	5
TOTALS	GAMES	OREB	DREB	AST	STL
Opponents	31	301	741	506	194
Season Average		9.7	23.9	16.3	6.3
Oakland	31	328	777	440	204
Season Average		10.6	25.1	14.2	6.6



GOLDEN GRIZZLIES VS KENTUCKY

OAKLAND RECORD WHEN (23-24)

2023-24 HORIZON LEAGUE PLAYERS OF THE WEEK

- Nov. 13 - Rasheed Bello (Purdue Fort Wayne)
- Nov. 20 - Quinton Morton-Robertson (PFW)
- Nov. 27 - Tristan Enaruna (Cleveland State)
- Dec. 4 - Marques Warrick (Northern Kentucky)
- Dec. 11 - Ziggy Reid (Youngstown State)
- Dec. 18 - Drew Lowder (Cleveland State)
- Dec. 26 - Tristan Enaruna (Cleveland State)
- Jan. 2 - Noah Reynolds (Green Bay)

Jan. 8 - Trey Townsend (Oakland)

- Jan. 15 - Noah Reynolds (Green Bay)
- Jan. 22 - Marques Warrick (Northern Kentucky)
- Jan. 29 - Trey Calvin (Wright State)

Feb. 5 - Blake Lampman (OU) / BJ Freeman (MKE)

- Feb. 12 - Preston Ruedinger (Green Bay)

Feb. 19 - Jack Gohlke (Oakland)

- Feb. 26 - BJ Freeman (MKE) / Brandon Noel (WSU)
- March 3 - BJ Freeman (Milwaukee)

2023-24 HORIZON LEAGUE FRESHMAN OF THE WEEK

- Nov. 13 - Corey Hadnot II (Purdue Ft. Wayne)
- Nov. 20 - Corey Hadnot II (Purdue Ft. Wayne)
- Nov. 27 - Corey Hadnot II (Purdue Ft. Wayne)
- Dec. 4 - Drey Carter (Wright State)
- Dec. 11 - Gabe Dynes (Youngstown State)
- Dec. 18 - Jeramiah Israel (Northern Kentucky)
- Dec. 26 - David Douglas, Jr. (Green Bay)

Jan. 2 - Corey Hadnot II (Purdue Ft. Wayne)

- Jan. 8 - Corey Hadnot II (Purdue Ft. Wayne)
- Jan. 15 - David Douglas, Jr. (Green Bay)
- Jan. 22 - Marcus Hall (Green Bay)
- Jan. 29 - David Douglas, Jr. (Green Bay)

Feb. 5 - David Douglas, Jr. (Green Bay)

- Feb. 12 - Randall Pettus II (Northern Kentucky)
- Feb. 19 - Randall Pettus II (Northern Kentucky)
- Feb. 26 - Gabe Dynes (Youngstown State)
- March 3 - Marcus Hall (Green Bay)

OAKLAND INDIVIDUAL LEADERS

CONSECUTIVE DOUBLE-FIGURE POINTS

Trey Townsend	2
Jack Gohlke	2
Blake Lampman	1
Chris Conway	1

CAREER DOUBLE-FIGURE POINTS

Rocket Watts	25
Chris Conway	20
Jack Gohlke	20
Trey Townsend	91
Blake Lampman	51
Osei Price	4
Tuburu Naivalurua	3
Isaiah Jones	4
DQ Cole	13

CAREER 20 OR MORE POINTS

Rocket Watts	3
Chris Conway	1
Trey Townsend	26
Blake Lampman	7
Osei Price	1
DQ Cole	2
Jack Gohlke	5

CAREER 30 OR MORE POINTS

Trey Townsend	4
Jack Gohlke	1

CAREER DOUBLE-FIGURE REBOUNDS

Chris Conway	2
Trey Townsend	24
Isaiah Jones	1
Tuburu Naivalurua	3
DQ Cole	1

CAREER DOUBLE-FIGURE ASSISTS

CONSECUTIVE GAMES WITH AT LEAST ONE 3-POINTER

Blake Lampman	19
Jack Gohlke	13
Osei Price	1

CAREER DOUBLE-DOUBLES

Chris Conway	2
Trey Townsend	19
Isaiah Jones	1
DQ Cole	1

*with Oakland

Leading Scorer	Record
Jack Gohlke	5-1
Trey Townsend	10-4
Rocket Watts	2-1
Chris Conway	2-1
DQ Cole	2-1
Blake Lampman	4-3

Leading Rebounder	Record
Trey Townsend	13-7
Jack Gohlke	2-2
Chris Conway	3-1
DQ Cole	3-2
Tuburu Naivalurua	2-2
Isaiah Jones	3-1

Double-Figure Points	Record
Jack Gohlke	16-4
Blake Lampman	10-7
Trey Townsend	20-10
DQ Cole	11-2
Rocket Watts	9-3
Chris Conway	9-6
Tuburu Naivalurua	2-1
Isaiah Jones	3-1
Osei Price	1-0

Double-Figure Rebounds	Record
Trey Townsend	7-3
Isaiah Jones	1-0
Tuburu Naivalurua	1-0
DQ Cole	1-0
Chris Conway	1-0

Double-Figure Assists	Record
------------------------------	--------

Double-Doubles	Record
Trey Townsend	5-3
Isaiah Jones	1-0
DQ Cole	1-0
Chris Conway	1-0

Winning at halftime	Record
	18-5

Tied at halftime	Record
	1-0

Losing at halftime	Record
	4-6

Overtime Games	Record
	2-1

Scores 74 points or less	Record
	8-7

Scores 75 points or more	Record
	15-4

OAKLAND BY THE NUMBERS

STATE/COUNTRY:

- Michigan (8)
- Illinois (1)
- Maryland (1)
- Nevada (1)
- New York (1)
- Tennessee (1)
- Wisconsin (1)
- Australia (1)

CLASS:

- Junior (8)
- Freshman (3)
- Sophomore (1)
- Senior (1)
- Graduate (1)

POSITION:

- Guard (9)
- Forward (6)

HEIGHT:

- 6-3 - 6-5 (6)
- 6-0 - 6-2 (3)
- 6-6 - 6-8 (3)
- 6-9 (2)
- < 6-0 (1)

OAKLAND RECORD BY STARTING LINEUP

Townsend, Gohlke, Conway, Lampman, Watts	1-3
Townsend, Gohlke, Conway, Jones, Watts	6-3
Townsend, Gohlke, Conway, Lampman, Jones	0-2
Townsend, Cole, Conway, Lampman, Jones	11-3
Townsend, Cole, Naivalurua, Lampman, Jones	1-0
Townsend, Cole, Conway, Price, Jones	1-0
Townsend, Cole, Conway, Price, Lampman	3-0

Most recent lineup



THE LAST TIME OAKLAND...

SCORED 100+ POINTS

107 vs. IUPUI in the O'rena (2/17/24)

SCORED 90-99 POINTS

91 at Milwaukee at UWM Panther Arena (1/27/24)

SCORED LESS THAN 50 POINTS

49 at Xavier at the Cintas Center (11/25/20)

SCORED LESS THAN 40 POINTS

30 at Northwestern in Welsh-Ryan Arena (11/21/98)

SHOT 60% OR BETTER

.661 (37-56) vs. IUPUI in O'rena (2/17/24)

SHOT 70% OR BETTER FROM 3-POINT RANGE

.778 (7-9) vs. South Dakota State in the O'rena (2/1/08)

MADE 40 OR MORE FIELD GOALS

47 vs. Ohio Christian in Rochester(1/7/22)

MADE 15 OR MORE 3-POINT FIELD GOALS

15 vs IUPUI at the OU Credit Union O'rena (2/2/08)

MADE 30 OR MORE FREE THROWS

30 vs. Milwaukee in the O'rena (1/4/24)

OPPONENT SCORED 100+ POINTS

112 by Toledo at Savage Arena (11/16/22)

OPPONENT SCORED 90-99 POINTS

96 vs. WSU at the O'rena (2/25/24)

OPPONENT SCORED LESS THAN 60 PTS

59 vs. IUPUI at the O'rena (2/17/24)

OPPONENT SCORED LESS THAN 50 PTS

43 vs. RMU at the UPMC Events Center (2/22/24)

OPPONENT SHOT 60% OR BETTER

.667 (38-57) by Purdue Fort Wayne at the O'rena (12/2/23)

OPPONENT SHOT 70% OR BETTER FROM 3-PT.

.750 (12-16) by Utah State in the Smith Spectrum (3/25/12)

OPPONENT MADE 40 OR MORE FIELD-GOALS

45 by Toledo at Savage Arena (11/16/22)

OPPONENT MADE 15 OR MORE 3-PT FG

15 by Green Bay at the O'rena (1/4/24)

OPPONENT MADE 30 OR MORE FREE THROWS

34 by Western Michigan at University Arena (11/26/13)

OAKLAND HAD 50 OR MORE REBOUNDS

50 at Milwaukee (1/29/24)

OAKLAND HAD 25 OR MORE OFFENSIVE REBOUNDS

27 vs. Southern University at the Sears Centre (11/26/10)

OAKLAND HAD 30 OR MORE DEFENSIVE REBOUNDS

30 vs. Purdue Ft. Wayne at the OU Credit Union O'rena (3/7/24)

OPPONENT HAD 50 OR MORE REBOUNDS

61 vs. Wright State at the O'rena (1/1/21)

OAKLAND PLAYER SCORED 40 OR MORE POINTS

47 by Travis Bader vs. IUPUI in the O'rena (1/24/13)

OAKLAND PLAYER SCORED 30 OR MORE POINTS

38 by Trey Townsend vs Milwaukee (3/12/24)

OAKLAND PLAYER MADE 15 OR MORE FIELD GOALS

15 by Corey Petros at UIC in the UIC Pavilion (2/4/15)

OAKLAND PLAYER MADE 8 OR MORE 3-PT FG

10 by Jack Gohlke vs IUPUI at the OU Credit Union O'rena (2/17/24)

OAKLAND PLAYER MADE 10 OR MORE FREE THROWS

14 by Trey Townsend vs MKE at Indiana Farmers Coliseum (3/12/24)

OPPONENT PLAYER SCORED 30 OR MORE POINTS

30 by Antoine Davis, Detroit Mercy at the O'rena (2/17/23)

OPPONENT PLAYER MADE 15 OR MORE FIELD GOALS

16 by Albert Owens, Oral Roberts, at the Ma-bee Center (11/27/17)

OPPONENT PLAYER MADE 6 OR MORE 3-PT FIELD GOALS

7 by Jon Williams, Robert Morris, at the UPMC Events Center (2/13/21)

OPPONENT PLAYER MADE 10 OR MORE FREE THROWS

10 by Desmond Claude, Xavier, Contras Arena (11/27/23)

OAKLAND PLAYER HAD 15 OR MORE REBOUNDS

17 by Trey Townsend at RMU at UPMC Events Center (2/22/24)

OPPONENT PLAYER HAD 15 OR MORE REBOUNDS

16 by Brandon Noel, Wright State at OU Credit Union O'rena (2/28/24)

OAKLAND PLAYER HAD 20 OR MORE REBOUNDS

21 by Jamal Cain against Green Bay at the Resch Center (1/22/22)

OAKLAND PLAYER HAD 20-20 GAME

26 points, 21 rebounds by Jamal Cain, Green Bay at the Resch Center (1/22/22)

OAKLAND PLAYER HAD 10 OR MORE ASSISTS

13 by Jalen Moore, YSU, at the O'rena (1/1/22)

OAKLAND PLAYER HAD 15 OR MORE ASSISTS

15 by Jalen Moore, Milwaukee, at the Klotsche Center

OAKLAND PLAYER HAD A TRIPLE-DOUBLE

Jalen Moore (18 pts, 14 ast, 11 rebs vs. Detroit Mercy at the O'rena (1/22/21)

OPPONENT PLAYER HAD A TRIPLE-DOUBLE

Naz Bohannon (14 pts, 13 rebs, 11 ast) at the O'rena (3/2/21)

OAKLAND HAD A 5 OR MORE WINNING STREAK

Dec. 31, 2023 - Jan. 17, 2024 (Six)

OAKLAND HAD AN 8 OR MORE WINNING STREAK

Jan. 9-Feb. 26, 2017

OAKLAND WON IN SINGLE OT

Jan. 10, 2024, 70-65 vs. Northern Kentucky

OAKLAND WON IN DOUBLE OT

Jan. 27, 2024, 91-87 at Milwaukee

OAKLAND WON IN TRIPLE OT

Nov. 25, 1987, 143-128 vs. Northern Michigan



GOLDEN GRIZZLIES VS KENTUCKY

MICHIGAN DI SCHOOLS

Conference record over last 13 yrs

School	2022-23	Last 13 yrs.
1. Michigan State (B1G)	11-8 196-96	.680
2. Oakland (HL/Summit)	11-9 190-71	.656
3. Michigan (B1G)	11-9 172-123	.582
4. W. Michigan (MAC)	4-14 123-147	.468
5. E. Michigan (MAC)	5-13 116-157	.437
6. Detroit Mercy (HL)	9-11 122-157	.432
7. C. Michigan (MAC)	5-13 109-162	.412

HOME SWEET HOME

Oakland is 139-50 over its last 189 games inside the O'rena and 96-29 (.768) over its last 125 home league games. The Golden Grizzlies have won 10 or more games at home in 15 of the last 18 seasons.

Overall Records at the O'rena

- 238-97 (.710) all-time
- 148-58 (.718) in league play
- 89-33 (.730) vs. non-conference opponents
- 28-1 (.966) vs. non-DI
- 4-3 (.571) vs. Power 5 conference opponents
- 7-1 (.875) in postseason play

Top Attended Games at the O'rena

- 4,141 vs. Detroit Mercy (2/23/19)
- 4,123 vs. Detroit Mercy (1/13/17)
- 4,114 vs. Detroit Mercy (2/26/16)
- 4,110 vs. Valparaiso (1/8/17)
- 4,101 vs. Detroit Mercy (2/15/15)

Most Wins Inside the O'rena

- 2009-10, 13-1 (9-0 in league play)
- T1. 2016-17, 13-4 (6-3 in league play)
- 2014-15, 12-4 (8-0 in league play)
- 2011-12, 12-6 (6-3 in league play)
- T4. 2008-09, 12-0 (9-0 in league play)

3-POINTER STREAK

The last time Oakland did not convert a shot from behind the arc was on Jan. 30, 1988 vs. Wayne State University.

UNLV is the only schools to make a 3-pointer in every game since the inclusion of a 3-point line in 1986-87.

Western Carolina was the first intercollegiate school to make a 3-point field goal.

Consecutive games with a three-pointer: 1,129 (4th among NCAA)

1. UNLV - 1,223
2. Duke - 1,221
3. ETSU - 1,160
4. **Oakland - 1,129**

*As of March 19, 2024

GAME PREVIEW

ROCHESTER, Mich. - The No. 14 Golden Grizzlies men's basketball team will look to grab its first-ever Round of 64 win in the NCAA Tournament as it's set to face No. 3 Kentucky at the PPG Paints Arena, live on CBS with tip-off set for 7:10 p.m. ET.

The Golden Grizzlies (23-11, 15-5 HL) won its first-ever Horizon League Tournament title against Milwaukee, 83-76, for its fourth bid into the NCAA Tournament (2005, 2010 and 2011). The Golden Grizzlies were last a 14-seed during its run in 2010 as it fell in the first round against Pittsburgh. The Golden Grizzlies made its tournament debut as a 16-seed at the 2005 tournament, while its highest-seed coming in 2011 as a 13-seed.

In its Horizon League Championship game March 12, Oakland held on to its halftime lead in the beginning of the second but the Milwaukee Panthers came clawing back. Both teams kept it close as **Trey Townsend** took control of the game and scored 18-straight points for the Golden Grizzlies in 6:24 time to give Oakland a four-point lead with 2:00 minutes to play. Oakland held its lead as Townsend iced the game with a pair of free throws, followed by a block on the Panthers last shot attempt to take the title game, 83-76.

Townsend, the Horizon League Tournament MVP, led the Golden Grizzlies in its Horizon League Championship game with 38 points and 11 rebounds in 40 minutes of play. He joined a short list of him and Kevin Durant (Texas, 2007) to score 35+ points, 10+ rebounds and play 40+ minutes in a conference championship game in the last 25 years. With five assists, he's the only player in the last 15 years to record at least 35 points, 10 rebounds and five assists in a regulation conference tournament game.

ALL-LEAGUE

Trey Townsend, Jack Gohlke and **Blake Lampman** all earned All-League honors as Townsend became the fourth Oakland player to earn Horizon League Player of the Year since joining the Horizon League. He joins the list of **Jamal Cain, Kendrick Nunn** and **Kay Felder**, all of which have played in the NBA, as Cain last won in 2022. Townsend also earned a First Team All-League nod. Gohlke became the second Golden Grizzly to earn Horizon League Sixth Man of the Year as **Max Hooper** earned the award in 2016, the same year Felder earned Player of the Year. To round it out, Lampman was named to the second team for the first time of his career.

RECORD WATCH

Jack Gohlke ranks sixth in the Golden Grizzlies single season record book for most three-point field goals made with 121, as Travis Bader (2013-14) leads with 147. Travis Bader (2011-12) is ahead of him in fifth with 124. He also sits fifth in three-point field goals per game with 3.56 and third in three-point field goal attempts with 327, as Kendrick Nunn (2017-18) is ahead of him with 340.

Graduate student **Blake Lampman** set the all-time school record against Detroit Mercy on March 2 for most games played in a Golden Grizzlies uniform with 138 and currently has 141. He's also in the fifth spot career wise in three-point field goals made with 276, as Brad Buddenborg (1998-02) is ahead in fourth with 286, while Lampman is third in attempts with 831, as Erik Kangas (2005-09) is ahead with 861 attempts.

Trey Townsend has played and started in 127 games to date, which puts him second in the Oakland record book for most games started and is fourth overall in the books in minutes played with 4,416. In games started, Townsend is behind Johnathon Jones (2006-10), while Corey Petros (2011-15) is third in minutes played with 4516. The senior also finds himself seventh overall in offensive rebounds (279, Jalen Hayes (2013-18) is sixth with 280), fourth in defensive rebounds (585, Corey Petros (2011-15) in third with 664) and seventh in total rebounds (864, Ronald Brown (1969-73) in sixth with 866). He's also t-eighth in career double-doubles with 19 alongside John Henderson (1985-89), as Tom Eller (1990-94) is ahead with 20.

IK Club

The Golden Grizzlies have four players with 1000 career NCAA points (Townsend - 1653, Gohlke - 1127,



PREVIEW (CONT.)

Watts - 1017, Lampman - 1003) which is t-9th in the NCAA for most active 1000 point scorers on the same team as St. John's (NY) leads with six. Watts and Lampman recorded their 1000th career-point in the same game.

DQ Cole amassed 1145 points in his career prior to joining the Golden Grizzlies, with Schoolcraft Community College and Henry Ford College, that both compete in the National Junior College Athletic Association level. Although NJCAA points don't count towards NCAA career point totals, Cole is nearing the 1500-point club as he currently sits with 1442.

OF NOTE

-The Golden Grizzlies had the 25th hardest non-conference schedule in Division I basketball. Its non-conference opponents included four that earned a spot in the NCAA Tournament and include: No. 3 Illinois, No. 7 Dayton, No. 9 Michigan State and No. 10 Drake.

-**Trey Townsend**, who earned First Team All-League, became the 18th Golden Grizzly in-a-row to receive first team honors as only Gonzaga has a longer streak.

-**Trey Townsend** is the son of Skip Townsend who played basketball for Oakland University. Skip also played under **Greg Kampe** as Trey grew up going to Oakland basketball games, camps, etc.

-Oakland was one of 11 (out of 32) number one 1 seeds to win its conference tournament and defeated the No. 8, No. 7 and No. 6 seeds which all had over 20 wins, for the first time at the Mid-Major level that a one-seed beat an eight, seven and six-seed with 20+ wins en route to a conference championship.

-Head coach **Greg Kampe** is the fifth DI Men's Basketball head coach to coach 40 seasons at one school and lead the team to the NCAA Tournament 4 times. He joins the list of: Mike Krzyzewski (Duke), Jim Boeheim (Syracuse), Ray Meyer (DePaul) and Adolph Rupp (Kentucky).

-**Jack Gohlke** ranks second in the NCAA in both total three-point field goals made (121) and three-point field goal attempts (327) this season and is third in three-pointers per game with 3.56. With 335 total shots from the field, all but eight have come from beyond the arc. Gohlke was named to the Horizon League All-Tournament Team.

-**Trey Townsend** was named NABC First-Team All-District to become the 13 All-District selection since 2009, as head coach **Greg Kampe** was named NABC District 12 Coach of the Year.

SCOUTING THE WILDCATS

The Golden Grizzlies face off against the University of Kentucky Wildcats (23-9, 13-5 SEC) for the first time in program history as the Wildcats make its record 61st appearance in the NCAA Tournament.

The Wildcats, coached by John Calipari, have made the tournament the last three years and 14 times under Calipari's 15-year tenure. Among those 15 include: Two Round of 32 finishes, one Sweet 16 finish, three Elite Eight finishes, two Final Four finishes and one national championship (2012). Besides the 2011-12 season, Calipari coached the Wildcats to a near perfect 38-1 record before it fell in the Final Four in 2015.

To date, the Wildcats have had 112 total players selected in the NBA Draft, with 48 first-round picks and three No. 1 overall. Kentucky has won eight NCAA titles for second most in the NCAA, three behind UCLA. In recent years, however, the Wildcats haven't made it to the second weekend as it fell as the No. 2 seed in 2022 to Saint Peter's, 85-79, while losing to No. 3 seed Kansas State, 75-69, as a No. 6 seed in the Round of 32 last season.

This season, the Wildcats fell in the quarterfinal round of the 2024 SEC Men's Basketball Tournament, 97-87, after it rattled off five-straight, including an 85-81 win over current No. 2 seed Tennessee. Six of the team's nine losses this season have come from the hands of NCAA Tournament teams.


The Wildcats are led by NABC All-District honoree Antonio Reeves who tallies 20.0 points per game and shoots at a .508 clip from the floor with 79 makes from range for a team high. Tre Mitchell leads Kentucky with 7.0 rebounds per game as Reeves is close behind with 4.2.

Kentucky ranks second in the NCAA in scoring offense with 89.4 points per game, but 334 (out of 351) in scoring defense, giving up 79.7 points per game. The team also ranks third overall in blocks per game with 6.3, first in three-point percentage, hitting at a .419 clip, and fifth in field goal percentage with a .497 clip. The team narrowly leads off the glass as it brings down 37.6 rebounds per game compared to its opponents 36.7.

Tip-off from the PPG Paints Arena is slated for 7:10 PM ET Thursday, March. 21. Thursday's game will be live on CBS and can be heard via the Varsity app, 97.1HD-3/1270am with Neal Ruhl on the call.



GOLDEN GRIZZLIES VS KENTUCKY



2024 NCAA® DIVISION I MEN'S

FIRST ROUND
MARCH 21-22

SECOND ROUND
MARCH 23-24

SWEET 16®
MARCH 28-29


ELITE 8®
MARCH 30-31

NATIONAL SEMIFINALS
APRIL 6

FIRST

16 Howard (18-16)	W	10 Virginia (23-10)
16 Wagner (16-15)		10 Colorado St. (24-10)

DAY 1
M/W
MARCH



NATIONAL CHAMPIONSHIP
APRIL 8

Scan this code to fill in your bracket
NCAA March Madness



#MARCHMADNESS
Watch the tournament on TV or online at NCAA.COM

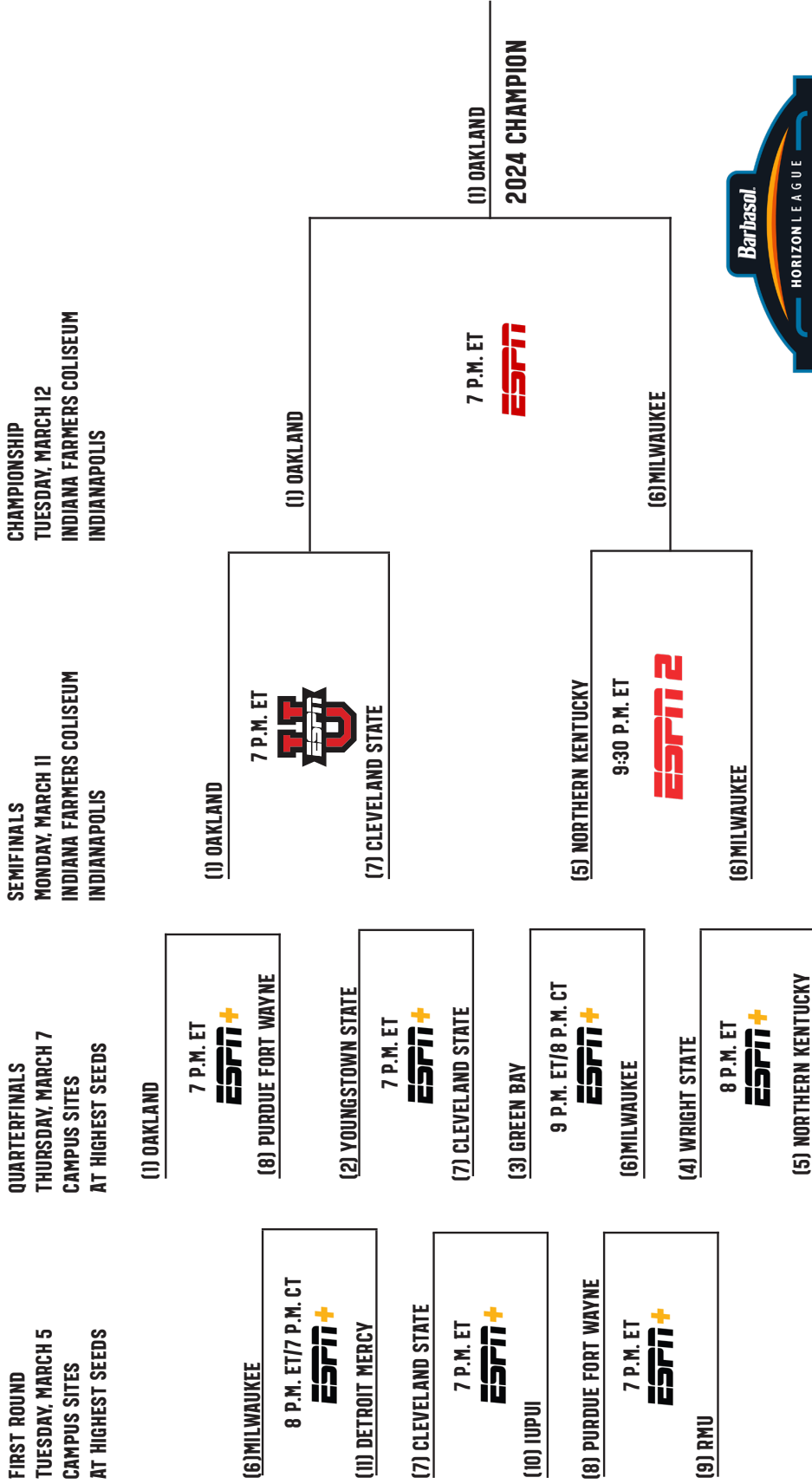
ALL TIMES EST.
*On March 17, the NCAA Division I Men's Basketball Committee will select eight teams to participate in the 2024 NCAA Division I Men's Basketball Tournament. The four winning teams will advance to first-round sites to play the first-round games. The four winning teams will advance to first-round sites to play the first-round games. The four winning teams will advance to first-round sites to play the first-round games.






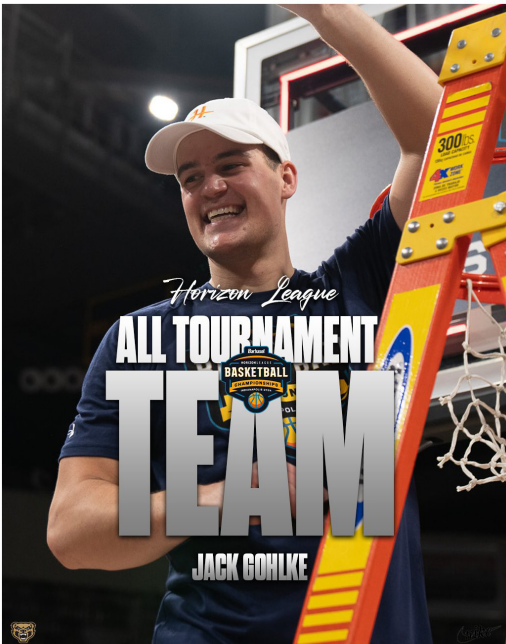
GOLDEN GRIZZLIES VS KENTUCKY

2024 BARBASOL HORIZON LEAGUE MEN'S BASKETBALL CHAMPIONSHIP BRACKET MARCH 5 & 7, 11-12



DATES, TIMES, TV NETWORKS AND BRACKET SUBJECT TO CHANGE

HORIZONLEAGUE.COM | #HLMBB | #MARCHSTARTSHERE | #OURHORIZON | @HORIZONLEAGUE





GOLDEN GRIZZLIES VS KENTUCKY

0

ROCKET WATTS

SENIOR // DETROIT, MICH.

CAREER NOTES

Oakland (2022-Pres.)

- Started in all 29 games in 29 appearances for 8.7 PPG and 2.7 RPG
- Reached double-figures in 13 total games

Mississippi State (2021-22)

- Had one start in 19 games in a Bulldogs uniform against LSU on Feb. 12
- 40.2% (33-82) from the field, 26.7% (12-45) from three-point land

Michigan State (2019-2021)

- 2019-20 All-Big Ten Freshman Team



GUARD
6-2 // 182

GAME-BY-GAME

2023-24 Oakland Men's Basketball
Individual Game-by-Game
All games

Page 1/14
as of Mar 16, 2024



#0 WATTS, Rocket

Opponent	Date	GS	MIN	Total		3-Pointers		Free throws		Rebounds			PF	A	TO	BLK	STL	PTS	AVG		
				FG-FGA	PCT	3FG-3FGA	PCT	FT-FTA	PCT	OFF	DEF	TOT								AVG	
at Ohio St.	11/06/2023	*	18:52	0-5	.000	0-2	.000	0-0	.000	0	0	0	0.0	3	3	0	0	1	0	0.0	
at Illinois	11/10/2023	*	04:54	0-1	.000	0-1	.000	0-0	.000	0	1	1	0.5	1	0	1	0	0	0	0.0	
Bowling Green	11/14/2023	*	26:07	3-6	.500	0-0	.000	4-6	.667	0	4	4	1.7	2	3	3	0	2	10	3.3	
vs Drake	11/19/2023	*	35:22	8-16	.500	3-8	.375	4-6	.667	0	2	2	1.8	3	1	3	0	1	23	8.3	
vs LMU (CA)	11/20/2023	*	27:23	5-12	.417	1-3	.333	2-3	.667	0	2	2	1.8	1	4	2	0	2	13	9.2	
vs Marshall	11/21/2023	*	29:49	7-15	.467	1-6	.167	5-6	.833	1	2	3	2.0	0	2	0	0	0	20	11.0	
at Xavier	11/27/2023	*	23:23	2-6	.333	0-3	.000	3-4	.750	1	1	2	2.0	2	1	2	0	1	7	10.4	
at Detroit Mercy	11/29/2023	*	18:39	3-6	.500	1-1	1.000	0-0	.000	1	2	3	2.1	1	4	1	0	0	7	10.0	
Purdue Fort Wayne	12/02/2023	*	12:57	0-2	.000	0-0	.000	0-0	.000	0	0	0	1.9	1	1	5	0	0	0	8.9	
Toledo	12/06/2023	*	18:16	3-6	.500	1-3	.333	0-0	.000	0	3	3	2.0	2	1	1	0	1	7	8.7	
at Eastern Mich.	12/08/2023	*	15:01	2-6	.333	1-5	.200	2-2	1.000	0	1	1	1.9	1	1	3	0	1	7	8.5	
at Michigan St.	12/18/2023	*	24:03	7-10	.700	2-3	.667	0-0	.000	2	2	4	2.1	0	0	0	0	1	16	9.2	
at Cleveland St.	12/28/2023		19:42	3-10	.300	2-6	.333	3-4	.750	1	0	1	2.0	3	2	2	1	2	11	9.3	
at Youngstown St.	12/31/2023		10:59	1-4	.250	0-1	.000	0-0	.000	0	1	1	1.9	1	0	0	0	0	2	8.8	
Milwaukee	01/04/2024		17:42	4-7	.571	0-0	.000	6-7	.857	1	0	1	1.9	3	1	2	0	1	14	9.1	
Green Bay	01/06/2024		18:55	2-6	.333	0-2	.000	4-4	1.000	1	2	3	1.9	0	1	1	0	0	8	9.1	
Northern Ky.	01/10/2024		26:43	4-14	.286	0-4	.000	2-2	1.000	0	3	3	2.0	2	3	0	0	0	10	9.1	
at IUPUI	01/13/2024		23:29	5-9	.556	2-4	.500	4-4	1.000	0	1	1	1.9	0	2	5	0	0	16	9.5	
Youngstown St.	01/17/2024		08:07	2-6	.333	0-2	.000	0-0	.000	0	0	0	1.8	0	0	0	0	2	4	9.2	
at Green Bay	01/25/2024		24:28	3-9	.333	0-3	.000	1-1	1.000	0	1	1	1.8	3	2	1	0	1	7	9.1	
at Milwaukee	01/27/2024		07:51	0-2	.000	0-0	.000	0-0	.000	0	0	0	1.7	1	1	2	0	0	0	8.7	
Robert Morris	02/01/2024		11:07	3-6	.500	1-2	.500	3-4	.750	0	5	5	1.9	0	1	1	0	0	10	8.7	
Cleveland St.	02/03/2024		17:53	1-10	.100	0-1	.000	4-4	1.000	0	1	1	1.8	2	2	0	0	1	6	8.6	
at Northern Ky.	02/08/2024		10:54	1-4	.250	0-2	.000	0-0	.000	1	2	3	1.9	1	1	0	0	1	2	8.3	
at Wright St.	02/10/2024		03:13	1-4	.250	0-0	.000	0-0	.000	0	0	0	1.8	0	0	0	0	0	2	8.1	
at Purdue Fort Wayne	02/14/2024		16:26	1-3	.333	0-0	.000	2-2	1.000	1	4	5	1.9	1	1	3	0	0	4	7.9	
IUPUI	02/17/2024		22:43	6-8	.750	2-2	1.000	1-2	.500	1	1	2	1.9	0	3	0	0	0	15	8.2	
Wright St.	02/25/2024		05:01	0-0	.000	0-0	.000	0-0	.000	0	0	0	1.9	0	1	2	0	0	0	7.9	
Detroit Mercy	03/02/2024	*	10:08	2-4	.500	0-1	.000	0-0	.000	0	0	0	1.8	0	1	1	0	1	4	7.8	
Purdue Fort Wayne	03/07/2024		18:24	7-10	.700	0-1	.000	4-4	1.000	0	1	1	1.8	0	1	3	0	2	18	8.1	
vs Cleveland St.	03/11/2024		02:58	0-2	.000	0-1	.000	0-0	.000	0	0	0	1.7	0	2	0	0	0	0	7.8	
Totals			13	531:29	86-209	.411	17-67	.254	54-65	.831	11	42	53	1.7	34	46	44	1	21	243	7.8

Player Averages

Games Played	Minutes/game	Points/game	FG Pct	3FG Pct	FT Pct	Rebounds/game	Assists/game	Turnovers/game	Assist/Turnover ratio	Steals/game	Blocks/game	
31	17.1	7.8	41.1	25.4	83.1	1.7	1.5	1.4		1.0	0.7	0.0

- ### 2023-24 SEASON NOTES
- Tallied his first points of the season at home against Bowling Green (11/14/23)
 - Tied his career-high in points (23) against Drake at the Cayman Islands Classic (11/19/23)
 - All-Tournament Team Selection at the Cayman Islands Classic
 - Grabbed his 1000th career point against PFW (2/15/24)

WATTS, Rocket

SEASON	TEAM	GP-GS	MIN/AVG	Field Goals			3-Point		F-Throws		Rebounds			Scoring						
				FG-FGA	FG%	3FG-3FGA	3FG%	FT-FTA	FT%	OFF	DEF	TOT	PF-FO	A	TO	BLK	STL	PTS	AVG	
2019-20	MSU	27-16	603/22.3	93-239	.389	34-121	.281	24-30	.800	4	59	63	2.3	44-0	45	38	0	13	244	9.0
2020-21	MSU	28-15	633/22.6	81-241	.336	22-87	.253	32-41	.780	9	38	47	1.7	53-0	76	44	0	4	216	7.7
2021-22	MSU	19-1	256/13.5	33-82	.402	12-45	.267	5-5	1.000	3	14	17	0.9	19-0	11	18	0	7	83	4.4
2022-23	Oak	29-29	768/26.5	97-259	.375	33-124	.266	26-42	.619	19	60	79	2.7	42-0	36	29	2	29	253	8.7
2023-24	Oak	31-13	531/17.1	86-209	.411	17-67	.254	54-65	.831	11	42	53	1.7	34-0	46	44	1	21	243	7.8
TOTAL FOR Oak		60-42	1300/21.7	183-468	.391	50-191	.262	80-107	.748	30	102	132	2.2	76-0	82	73	3	50	496	8.3
TOTAL		134-74	2791/20.8	390-1030	.379	118-444	.266	141-183	.770	46	213	259	1.9	192-0	214	173	3	74	1039	7.8



1

MICHAEL ROGERS



JUNIOR // HARLEM, N.Y.

CAREER NOTES

- Phoenix College (2021-23)
- All Conference selection
- All Region selection
- Two-time All Star Game selection

GUARD
6-0 // 228

GAME-BY-GAME

2023-24 Oakland Men's Basketball
Individual Game-by-Game
All games

Page 2/14
as of Mar 16, 2024



CAREER HIGHS			
Points	4	2x, last vs. IUPUI	2/17/24
Rebounds	2	vs. IUPUI	2/17/24
Assists	1	vs. Purdue Fort Wayne	12/2/23
Steals	-	-	-
Blocks	-	-	-
FG Made	2	vs. IUPUI	2/17/24
FG Att.	3	vs. Purdue Fort Wayne	12/2/23
3-pt FG Made	-	-	-
3-pt FG Att.	-	-	-
FT Made	2	2x, last vs. PFW	12/2/23
FT Attempts	4	vs. Bowling Green	11/14/23

SEASON HIGHS			
Points	4	2x, last vs. IUPUI	2/17/24
Rebounds	2	vs. IUPUI	2/17/24
Assists	1	vs. Purdue Fort Wayne	12/2/23
Steals	-	-	-
Blocks	-	-	-
FG Made	2	vs. IUPUI	2/17/24
FG Att.	3	vs. Purdue Fort Wayne	12/2/23
3-pt FG Made	-	-	-
3-pt FG Att.	-	-	-
FT Made	2	2x, last vs. PFW	12/2/23
FT Attempts	4	vs. Bowling Green	11/14/23

2023-24 SEASON NOTES	
<ul style="list-style-type: none"> • Recorded his first career points with the Golden Grizzlies against Bowling Green (11/14/23) 	

#1 ROGERS, Michael

Opponent	Date	GS	MIN	Total		3-Pointers		Free throws		Rebounds			PF	A	TO	BLK	STL	PTS	AVG
				FG-FGA	PCT	3FG-3FGA	PCT	FT-FTA	PCT	OFF	DEF	TOT							
Bowling Green	11/14/2023		00:60	0-0	.000	0-0	.000	2-4	.500	0	1	1	1.0	0	0	0	0	2	2.0
at Detroit Mercy	11/29/2023		02:50	0-0	.000	0-0	.000	0-0	.000	0	0	0	0.5	1	0	1	0	0	1.0
Purdue Fort Wayne	12/02/2023		05:57	1-3	.333	0-0	.000	2-3	.667	0	0	0	0.3	0	1	0	0	4	2.0
at Eastern Mich.	12/08/2023		02:13	0-0	.000	0-0	.000	0-0	.000	0	0	0	0.3	0	0	0	0	0	1.5
at IUPUI	01/13/2024		01:14	0-0	.000	0-0	.000	0-0	.000	0	0	0	0.2	0	0	0	0	0	1.2
IUPUI	02/17/2024		09:29	2-2	1.000	0-0	.000	0-0	.000	0	2	2	0.5	0	0	3	0	4	1.7
at Robert Morris	02/22/2024		01:59	0-1	.000	0-0	.000	0-0	.000	0	0	0	0.4	0	0	0	0	0	1.4
Wright St.	02/25/2024		01:07	1-1	1.000	0-0	.000	0-1	.000	0	0	0	0.4	0	0	0	0	2	1.5
Totals			0 25:48	4-7	.571	0-0	.000	4-8	.500	0	3	3	0.4	1	1	4	0	12	1.5

Player Averages

Games Played	Minutes/game	Points/game	FG Pct	3FG Pct	FT Pct	Rebounds/game	Assists/game	Turnovers/game	Assist/Turnover ratio	Steals/game	Blocks/game
8	3.2	1.5	57.1	0.0	50.0	0.4	0.1	0.5	0.3	0.0	0.0

ROGERS, Michael

SEASON TEAM	GP-GS	MIN/AVG	Field Goals		3-Point		F-Throws		Rebounds			Scoring							
			FG-FGA	FG%	3FG-3FGA	3FG%	FT-FTA	FT%	OFF	DEF	TOT	AVG	PF-FO	A	TO	BLK	STL	PTS	AVG
2023-24 Oak	8-0	26/3.2	4-7	.571	0-0	.000	4-8	.500	0	3	3	0.4	1-0	1	4	0	0	12	1.5
TOTAL	8-0	26/3.2	4-7	.571	0-0	.000	4-8	.500	0	3	3	0.4	1-0	1	4	0	0	12	1.5



GOLDEN GRIZZLIES VS KENTUCKY

2

CHRIS CONWAY

SENIOR // NAPERVILLE, ILL.

CAREER NOTES

Oakland (2020-Pres.)

- College Sports Communicators Academic All-District honoree (2022-23)
- Team's leading scorer off the bench with 4.5 PPG (2022-23)
- Tabbed first career double-double with career high points (22) and rebounds (10) against Ohio Christian (1/7/22)

High School

- Two-time All-DVC honors at Naperville Central
- Honorable Mention All-State recipient
- Helped lead Naperville Central to a regional championship as a senior



FORWARD
6-9 // 221

CAREER HIGHS

Points	22	vs. Ohio Christian	1/7/22
Rebounds	10	2x, last vs. Milwaukee	3/12/24
Assists	4	vs. Wright State	2/25/24
Steals	2	6 times	
Blocks	4	vs. Purdue Fort Wayne	3/7/24
FG Made	10	vs. Ohio Christian	1/7/22
FG Att.	15	vs. Marshall	11/21/23
3-pt FG Made	1	2x, last vs. PFW	3/7/24
3-pt FG Att.	2	2x, last at Dayton	12/20/23
FT Made	6	2x, last at CSU	12/28/23
FT Attempts	8	at Cleveland State	12/28/23

SEASON HIGHS

Points	18	2x, last at YSU	12/31/23
Rebounds	10	vs. Milwaukee	3/12/24
Assists	4	vs. Wright State	2/25/24
Steals	2	4 times	
Blocks	4	vs. Purdue Fort Wayne	3/7/24
FG Made	9	vs. Marshall	11/21/23
FG Att.	15	vs. Marshall	11/21/23
3-pt FG Made	1	2x, last vs. PFW	3/7/24
3-pt FG Att.	2	2x, last at Dayton	12/20/23
FT Made	6	2x, last at CSU	12/28/23
FT Attempts	8	at Cleveland State	12/28/23

2023-24 SEASON NOTES

- Recorded his first double-digit point game (10) against Drake at the Cayman Islands Classic (11/19/23)
- Made his first three-point shot of his career in a win against Youngstown State (1/17/24)
- Horizon League All-Academic Team Honorable Mention
- Talled his first double-double of the season (11P, 10R) in the Horizon League Championship game against Milwaukee (3/12)

GAME-BY-GAME



2023-24 Oakland Men's Basketball
Individual Game-by-Game
All games

Page 3/14
as of Mar 16, 2024

#2 CONWAY, Chris

Opponent	Date	GS	MIN	Total FG-FGA	PCT	3-FG-3FGA	PCT	Free throws FT-FTA	PCT	Rebounds OFF DEF TOT AVG	PF	A	TO	BLK	STL	PTS	AVG				
at Ohio St.	11/06/2023	*	14:24	1-2	.500	0-0	.000	3-4	.750	0	2	2	2.0	5	1	0	0	5	5.0		
at Illinois	11/10/2023	*	26:25	4-7	.571	0-0	.000	1-2	.500	1	3	4	3.0	3	0	0	0	1	9	7.7	
Bowling Green	11/14/2023	*	18:41	4-6	.667	0-0	.000	1-2	.500	1	2	3	3.0	1	0	1	1	1	9	7.7	
vs Drake	11/19/2023	*	23:47	6-10	.600	0-2	.000	0-1	.000	4	2	6	3.8	2	0	1	0	0	12	8.8	
vs LMU (CA)	11/20/2023	*	18:13	2-6	.333	0-0	.000	4-4	1.000	1	2	3	3.6	5	1	0	0	0	8	8.6	
vs Marshall	11/21/2023	*	31:09	9-15	.600	0-0	.000	0-0	.000	1	4	5	3.8	1	2	1	0	1	18	10.2	
at Xavier	11/27/2023	*	30:45	6-8	.750	0-1	.000	3-5	.600	1	5	6	4.1	5	2	2	0	0	15	10.9	
at Detroit Mercy	11/29/2023	*	26:57	5-10	.500	0-1	.000	6-7	.857	1	1	2	3.9	2	2	2	0	0	16	11.5	
Purdue Fort Wayne	12/02/2023	*	20:40	5-10	.500	0-0	.000	3-3	1.000	1	1	2	3.7	1	2	0	0	0	13	11.7	
Toledo	12/06/2023	*	26:31	1-3	.333	0-0	.000	2-2	1.000	0	2	2	3.5	2	1	1	0	1	4	10.9	
at Eastern Mich.	12/08/2023	*	28:00	3-6	.500	0-0	.000	0-0	.000	0	2	2	3.4	4	3	0	0	1	6	10.5	
at Michigan St.	12/18/2023	*	27:16	4-8	.500	0-0	.000	0-0	.000	2	4	6	3.6	2	3	1	1	0	8	10.3	
at Dayton	12/20/2023	*	21:35	3-9	.333	0-2	.000	1-2	.500	0	3	3	3.5	0	0	0	1	0	7	10.0	
at Cleveland St.	12/28/2023	*	30:32	4-8	.500	0-0	.000	6-8	.750	5	2	7	3.8	2	2	2	2	0	14	10.3	
at Youngstown St.	12/31/2023	*	34:36	7-11	.636	0-0	.000	4-6	.667	1	3	4	3.8	4	3	1	0	0	18	10.8	
Milwaukee	01/04/2024	*	20:41	6-9	.667	0-1	.000	0-2	.000	0	3	3	3.8	5	0	1	2	0	12	10.9	
Green Bay	01/06/2024	*	20:29	2-6	.333	0-0	.000	2-2	1.000	3	3	6	3.9	3	0	2	1	0	6	10.6	
Northern Ky.	01/10/2024	*	36:38	3-6	.500	0-0	.000	0-0	.000	3	5	8	4.1	1	0	0	0	0	6	10.3	
Youngstown St.	01/17/2024	*	27:46	6-8	.750	1-1	1.000	4-4	1.000	0	2	2	4.0	1	1	2	0	2	17	10.7	
at Green Bay	01/25/2024	*	35:16	7-10	.700	0-0	.000	0-0	.000	2	2	4	4.0	0	1	3	1	2	14	10.9	
at Milwaukee	01/27/2024	*	15:58	2-6	.333	0-0	.000	0-0	.000	2	3	5	4.0	4	2	0	0	1	4	10.5	
Robert Morris	02/01/2024	*	19:08	3-6	.500	0-1	.000	0-2	.000	0	2	2	4.0	2	1	0	0	0	6	10.3	
Cleveland St.	02/03/2024	*	23:36	3-5	.600	0-0	.000	2-2	1.000	0	2	2	3.9	1	1	0	1	0	8	10.2	
at Northern Ky.	02/08/2024	*	37:37	6-10	.600	0-0	.000	0-0	.000	4	2	6	4.0	1	3	1	0	0	12	10.3	
at Wright St.	02/10/2024	*	15:15	3-8	.375	0-1	.000	0-0	.000	1	1	2	3.9	2	0	1	0	0	6	10.1	
at Purdue Fort Wayne	02/14/2024	*	34:10	5-8	.625	0-0	.000	2-3	.667	0	7	7	4.0	2	2	0	0	0	12	10.2	
IUPUI	02/17/2024	*	22:22	2-4	.500	0-0	.000	4-4	1.000	0	4	4	4.0	1	1	1	0	1	8	10.1	
at Robert Morris	02/22/2024	*	25:59	4-7	.571	0-0	.000	0-0	.000	0	4	4	4.0	0	1	1	2	2	8	10.0	
Wright St.	02/25/2024	*	29:59	4-11	.364	0-0	.000	5-5	1.000	1	1	2	3.9	1	4	2	1	1	13	10.1	
Detroit Mercy	03/02/2024	*	29:03	3-6	.500	0-0	.000	2-3	.667	2	3	5	4.0	4	1	0	0	1	8	10.1	
Purdue Fort Wayne	03/07/2024	*	31:02	5-6	.833	1-1	1.000	0-0	.000	0	4	4	4.0	2	0	0	0	4	11	10.1	
vs Cleveland St.	03/11/2024	*	34:57	3-4	.750	0-1	.000	2-2	1.000	1	2	3	3.9	4	1	1	1	2	8	10.0	
vs Milwaukee	03/12/2024	*	29:39	5-11	.455	0-0	.000	1-2	.500	3	7	10	4.1	4	0	1	3	0	11	10.1	
Totals			33	869:05	136-250	.544	2-12	.167	58-77	.753	41	95	136	4.1	77	41	28	22	17	332	10.1

Player Averages

Games Played	Minutes/game	Points/game	FG Pct	3FG Pct	FT Pct	Rebounds/game	Assists/game	Turnovers/game	Assist/Turnover ratio	Steals/game	Blocks/game
33	26.3	10.1	54.4	16.7	75.3	4.1	1.2	0.8	1.5	0.5	0.7

CONWAY, Chris

SEASON TEAM	GP-GS	MIN/AVG	FG-FGA	FG%	3FG-3FGA	3FG%	FT-FTA	FT%	OFF DEF TOT AVG	PF-FO	A	TO	BLK	STL	PTS	AVG			
2020-21 Oak	15-0	57/3.8	2-10	.200	0-1	.000	2-2	1.000	0	5	5	0.3	9-0	3	4	1	0	6	0.4
2021-22 Oak	27-24	195/7.2	22-36	.611	0-0	.000	2-4	.500	15	20	35	1.3	16-0	7	2	1	6	46	1.7
2022-23 Oak	32-7	493/15.4	62-92	.674	0-2	.000	19-25	.760	28	57	85	2.7	60-3	11	17	14	7	143	4.5
2023-24 Oak	33-33	869/26.3	136-250	.544	2-12	.167	58-77	.753	41	95	136	4.1	77-4	41	28	22	17	332	10.1
TOTAL	107-64	1615/15.1	222-388	.572	2-15	.133	81-108	.750	84	177	261	2.4	162-7	62	51	38	30	527	4.9



3

JACK GOHLKE



GUARD
6-3 // 215

GRADUATE STUDENT // PEWUAKEE, WIS.

CAREER NOTES

- Hillsdale College (2018-23)
- First Team All Conference (2022-23)
- All Tournament Team (2022-23)
- Midwest Regional Championship (2022-23)

GAME-BY-GAME



2023-24 Oakland Men's Basketball
Individual Game-by-Game
All games

Page 4/14
as of Mar 16, 2024

CAREER HIGHS

Points	31	2x, last vs. IUPUI	2/17/24
Rebounds	10	at Tiffin	12/17/22
Assists	5	2x, last vs. UDM	3/2/24
Steals	3	2x, last at Northwood	1/28/23
Blocks	1	5 times	
FG Made	10	2x, last vs. IUPUI	2/17/24
FG Att.	20	at Northern Kentucky	2/8/24
3-pt FG Made	10	2x, last vs. IUPUI	2/17/24
3-pt FG Att.	20	at Northern Kentucky	2/8/24
FT Made	7	vs. Robert Morris	2/1/24
FT Attempts	8	2x, last at PFW	2/14/24

SEASON HIGHS

Points	31	vs. IUPUI	2/17/24
Rebounds	9	vs. Drake	11/19/23
Assists	5	vs. Detroit Mercy	3/2/24
Steals	2	4 times	
Blocks	1	2x, last vs. Marshall	11/21/23
FG Made	10	vs. IUPUI	2/17/24
FG Att.	20	at Northern Kentucky	2/8/24
3-pt FG Made	10	vs. IUPUI	2/17/24
3-pt FG Att.	20	at Northern Kentucky	2/8/24
FT Made	7	vs. Robert Morris	2/1/24
FT Attempts	8	2x, last at PFW	2/14/24

- 2023-24 SEASON NOTES**
- Led the team in points (18) in his Oakland debut at Ohio St. (11/6/23)
 - Started the season with 57-straight shots from three (Five Games - 11/06/23-11/21/23)
 - Made at least one three in the first 16 games of the season (11/06/23-1/4/24)
 - Hit career point no. 1000 on a three pointer against Milwaukee in a double overtime win (1/27/24, 2OTW 91-87)
 - Set a career-high in free throws made and attempted in a win over RMU (7-of-8, 2/1/24)
 - Tied a career-high in points (31) field goals made (10) and 3PT field goals made (10)
 - T-2nd in Golden Grizzlies Record book for most threes made in a game (10 vs. IUPUI, 2/17)
 - Named Horizon League Player of the Week (Feb. 19)
 - Named Horizon League Sixth Man of the Year
 - Named to the Horizon League All-Tournament Team

#3 GOHLKE, Jack

Opponent	Date	GS	MIN	Total FG-FGA	PCT	3-Pointers 3FG-3FGA	PCT	Free throws FT-FTA	PCT	Rebounds OFF DEF TOT AVG	PF	A	TO	BLK	STL	PTS	AVG					
at Ohio St.	11/06/2023	*	35:55	6-18	.333	6-18	.333	0-0	.000	0	2	2	2.0	3	0	0	1	18	18.0			
at Illinois	11/10/2023	*	37:05	2-6	.333	2-6	.333	0-0	.000	1	3	4	3.0	0	2	1	0	6	12.0			
Bowling Green	11/14/2023	*	37:37	3-12	.250	3-12	.250	5-5	1.000	1	6	7	4.3	2	1	2	1	24	12.7			
vs Drake	11/19/2023	*	37:48	3-8	.375	3-8	.375	0-0	.000	0	9	9	5.5	1	0	1	0	9	11.8			
vs LMU (CA)	11/20/2023	*	36:41	5-13	.385	5-13	.385	3-3	1.000	0	2	2	4.8	2	1	1	0	18	13.0			
vs Marshall	11/21/2023	*	36:08	6-17	.353	5-15	.333	0-1	.000	1	4	5	4.8	2	1	0	1	17	13.7			
at Xavier	11/27/2023	*	39:03	4-13	.308	4-13	.308	0-0	.000	0	4	4	4.7	3	2	2	0	22	13.4			
at Detroit Mercy	11/29/2023	*	35:41	3-7	.429	3-7	.429	0-0	.000	1	7	8	5.1	2	0	0	0	2	9	12.9		
Purdue Fort Wayne	12/02/2023	*	29:59	3-13	.231	2-11	.182	0-0	.000	0	0	0	4.6	0	1	1	0	1	8	12.3		
Toledo	12/06/2023	*	37:34	4-12	.333	4-12	.333	1-1	1.000	2	4	6	4.7	2	1	1	0	0	13	12.4		
at Eastern Mich.	12/08/2023	*	31:54	3-9	.333	3-9	.333	2-2	1.000	0	4	4	4.6	1	1	1	0	0	11	12.3		
at Michigan St.	12/18/2023	*	31:28	1-10	.100	1-10	.100	1-2	.500	0	1	1	4.3	3	0	0	0	1	4	11.6		
at Dayton	12/20/2023	*	32:45	3-8	.375	3-8	.375	0-0	.000	0	7	7	4.5	3	2	0	0	0	9	11.4		
at Cleveland St.	12/28/2023	*	21:13	2-7	.286	2-7	.286	0-0	.000	0	3	3	4.4	1	2	2	0	0	6	11.0		
at Youngstown St.	12/31/2023	*	29:01	4-7	.571	4-7	.571	0-0	.000	0	1	1	4.2	1	0	0	0	0	12	11.1		
Milwaukee	01/04/2024	*	30:42	2-6	.333	2-6	.333	4-5	.800	0	3	3	4.1	0	3	1	0	0	10	11.0		
Green Bay	01/06/2024	*	16:48	0-3	.000	0-3	.000	0-0	.000	0	1	1	3.9	0	0	0	0	0	0	10.4		
Northern Ky.	01/10/2024	*	20:03	2-6	.333	2-6	.333	3-6	.500	0	3	3	3.9	0	1	0	0	0	9	10.3		
at IUPUI	01/13/2024	*	15:49	0-3	.000	0-3	.000	3-3	1.000	0	1	1	3.7	1	0	0	0	1	3	9.9		
Youngstown St.	01/17/2024	*	22:25	1-3	.333	1-3	.333	0-0	.000	1	6	7	3.9	1	1	1	0	0	3	9.6		
at Green Bay	01/25/2024	*	14:48	0-2	.000	0-2	.000	1-2	.500	0	4	4	3.9	0	1	0	0	1	1	9.1		
at Milwaukee	01/27/2024	*	38:38	8-18	.444	8-18	.444	3-3	1.000	1	1	2	3.8	1	2	0	0	1	27	10.0		
Robert Morris	02/01/2024	*	25:25	4-8	.500	4-8	.500	7-8	.875	0	5	5	3.9	0	1	0	0	1	19	10.3		
Cleveland St.	02/03/2024	*	25:38	2-4	.500	2-4	.500	3-3	1.000	0	6	6	4.0	0	0	0	0	1	9	10.3		
at Northern Ky.	02/08/2024	*	36:19	7-20	.350	7-20	.350	0-0	.000	1	2	3	3.9	2	2	0	0	0	21	10.7		
at Wright St.	02/10/2024	*	33:01	5-11	.455	5-11	.455	0-0	.000	0	5	5	4.0	2	0	3	0	1	15	10.9		
at Purdue Fort Wayne	02/14/2024	*	33:57	6-14	.429	6-14	.429	5-8	.625	0	3	3	3.9	0	2	0	0	0	23	11.3		
IUPUI	02/17/2024	*	24:02	10-15	.667	10-15	.667	1-1	1.000	0	3	3	3.9	2	2	0	0	1	31	12.0		
at Robert Morris	02/22/2024	*	31:13	3-10	.300	3-9	.333	0-0	.000	1	4	5	3.9	0	0	1	0	1	9	11.9		
Wright St.	02/25/2024	*	35:43	4-11	.364	4-11	.364	0-1	.000	0	4	4	3.9	2	0	0	0	0	12	11.9		
Detroit Mercy	03/02/2024	*	39:26	4-8	.500	3-7	.429	2-2	1.000	0	5	5	4.0	2	5	0	1	0	13	12.0		
Purdue Fort Wayne	03/07/2024	*	30:49	3-6	.500	2-5	.400	1-1	1.000	0	4	4	4.0	1	1	1	0	1	9	11.9		
vs Cleveland St.	03/11/2024	*	36:02	7-15	.467	7-14	.500	0-0	.000	1	6	7	4.1	2	1	0	0	0	21	12.2		
vs Milwaukee	03/12/2024	*	34:14	5-12	.417	5-12	.417	0-0	.000	1	3	4	4.1	0	2	0	0	2	15	12.2		
Totals				15	1054:55	125-335	.373	121-327	.370	45-57	.789	12	126	138	4.1	42	38	19	3	24	416	12.2

Player Averages

Games Played	Minutes/game	Points/game	FG Pct	3FG Pct	FT Pct	Rebounds/game	Assists/game	Turnovers/game	Assist/Turnover ratio	Steals/game	Blocks/game
34	31.0	12.2	37.3	37.0	78.9	4.1	1.1	0.6	2.0	0.7	0.1

GOHLKE, Jack

SEASON	TEAM	GP-GS	MIN/AVG	Field Goals FG-FGA FG%	3-Point 3FG-3FGA 3FG%	F-Throws FT-FTA FT%	Rebounds OFF DEF TOT AVG	PF-FO	A	TO	BLK	STL	PTS	AVG						
2019-20	HC	16-0	74/4.6	6-30 .200	4-27 .148	0-1 .000	0 10 10 0.6	2-0	1	2	0	3	16	1.0						
2020-21	HC	24-0	136/5.7	18-50 .360	13-41 .317	0-0 .000	4 18 22 0.9	9-0	3	3	0	3	49	2.0						
2021-22	HC	31-16	688/22.2	105-227 .463	69-169 .408	20-23 .870	6 89 95 3.1	26-0	53	21	0	12	299	9.6						
2022-23	HC	30-30	889/29.6	144-325 .443	98-245 .400	40-45 .889	5 122 127 4.2	39-0	67	22	2	17	426	14.2						
2023-24	Oak	34-15	1055/31.0	125-335 .373	121-327 .370	45-57 .789	12 126 138 4.1	42-0	38	19	3	24	416	12.2						
TOTAL FOR Oak		34-15	1055/31.0	125-335	.373	121-327	.370	45-57	.789	12	126	138	4.1	42-0	38	19	3	24	416	12.2
TOTAL		135-61	2842/21.1	398-967	.412	305-809	.377	105-126	.833	27	365	392	2.9	118-0	162	67	5	59	1206	8.9



GOLDEN GRIZZLIES VS KENTUCKY

4

TREY TOWNSEND

SENIOR // OXFORD, MICH.

CAREER NOTES

Oakland (2020-present)

- #HLMBB All-League Second Team (2022-23)
- Second on the team in scoring with 16.5 PPG (2022-23)
- Third in the league in field goal percentage with 51.8% (2022-23)
- Recorded seven double-doubles in 2022-23 and two the year previous
- Named to Horizon League All-Freshman Team (2020-21)

High School

- Earned Division I Honorable Mention All-State honors as a junior and senior
- Scored 456 points as a senior, which broke Oxford's single-season record



FORWARD
6-6 // 228

CAREER HIGHS

Points	38	vs. Milwaukee	3/12/24
Rebounds	17	2x, last at RMU	2/22/24
Assists	7	2x, last at YSU	12/31/23
Steals	5	vs. RMU	12/30/21
Blocks	5	vs. EMU	11/19/22
FG Made	13	at Syracuse	12/6/22
FG Att.	24	at Syracuse	12/6/22
3-pt FG Made	6	at Toledo	11/16/22
3-pt FG Att.	7	at Toledo	11/16/22
FT Made	14	2x, last vs. Milwaukee	3/12/24
FT Attempts	18	vs. Milwaukee	3/12/24

SEASON HIGHS

Points	38	vs. Milwaukee	3/12/24
Rebounds	17	at Robert Morris	2/22/24
Assists	7	2x, last at YSU	12/31/23
Steals	4	at Cleveland State	12/28/23
Blocks	3	at Purdue Fort Wayne	2/10/24
FG Made	12	vs. Milwaukee	3/12/24
FG Att.	22	vs. Milwaukee	3/12/24
3-pt FG Made	3	vs. LMU	11/20/23
3-pt FG Att.	4	vs. LMU	11/20/23
FT Made	14	2x, last vs. Milwaukee	3/12/24
FT Attempts	18	vs. Milwaukee	3/12/24

2023-24 SEASON NOTES

- Recorded his 12th career double-double and first of the season (19P-10R) against Illinois (11/10/23)
- Tallied his 15th career double-double and fourth of the season (28P-11R) against Green Bay (1/6/24)
- Named Horizon League Player of the Week (Jan. 8)
- Named to Lou Henson Award Mid-Season Watch List
- Recorded his 16th career double-double and fifth of the season (21P-10R) at Milwaukee (1/27/24)
- Recorded his 17th career double-double and sixth of the season (22P-17R) at RMU (2/22/24)
- Horizon League First Team All-Academic
- Recorded his 18th career double-double and seventh of the season (14P-14R) vs. WSU (2/25/24)
- Named Horizon League Player of the Year and First Team All-League
- Tallied his career-high in points (38) and recorded his eighth double-double of the season in the Horizon League Tournament Championship game (W vs. Milwaukee, 83-76, 3/12/24)
- Named Horizon League Tournament MVP and All-Tournament Team

GAME-BY-GAME



2023-24 Oakland Men's Basketball
Individual Game-by-Game
All games

Page 5/14
as of Mar 16, 2024

#4 TOWNSEND, Trey

Opponent	Date	GS	MIN	Total		3-Pointers		Free throws		Rebounds		PF	A	TO	BLK	STL	PTS	AVG			
				FG-FGA	PCT	3FG-3FGA	PCT	FT-FTA	PCT	OFF	DEF								TOT	AVG	
at Ohio St.	11/06/2023	*	37:48	7-16	.438	1-2	.500	2-2	1.000	4	5	9	9.0	3	4	4	0	17	17.0		
at Illinois	11/10/2023	*	36:03	8-16	.500	0-1	.000	4-5	.800	1	3	4	7.7	1	4	2	0	3	19.0		
Bowling Green	11/14/2023	*	34:20	8-16	.500	0-1	.000	4-5	.800	1	3	4	7.7	1	4	2	0	3	19.0		
vs Drake	11/19/2023	*	36:34	4-10	.400	0-0	.000	3-3	1.000	1	8	9	8.0	0	5	4	0	2	11	16.8	
vs LMU (CA)	11/20/2023	*	34:54	6-14	.429	3-4	.750	3-3	1.000	1	7	8	8.0	0	3	1	0	0	18	17.0	
vs Marshall	11/21/2023	*	32:47	2-11	.182	0-0	.000	0-2	.000	5	7	12	8.7	0	5	6	0	2	4	14.8	
at Xavier	11/27/2023	*	37:47	11-18	.611	0-0	.000	6-10	.600	2	4	6	8.3	0	7	1	0	1	28	16.7	
at Detroit Mercy	11/29/2023	*	33:03	3-12	.250	0-1	.000	2-2	1.000	0	6	6	8.0	0	1	2	0	2	8	15.6	
Purdue Fort Wayne	12/02/2023	*	29:36	5-8	.625	0-0	.000	3-3	1.000	0	4	4	7.6	2	4	2	0	1	13	15.3	
Toledo	12/06/2023	*	33:41	5-15	.333	0-0	.000	4-4	1.000	1	5	6	7.4	3	2	7	0	2	14	15.2	
at Eastern Mich.	12/08/2023	*	32:50	9-12	.750	0-0	.000	4-7	.571	3	6	9	7.5	0	4	2	0	1	22	15.8	
at Michigan St.	12/18/2023	*	37:30	6-14	.429	1-2	.500	4-6	.667	1	3	4	7.3	1	0	2	0	1	17	15.9	
at Dayton	12/20/2023	*	32:26	8-18	.444	0-1	.000	5-5	1.000	2	1	3	6.9	0	1	1	0	0	21	16.3	
at Cleveland St.	12/28/2023	*	38:25	6-15	.400	0-1	.000	1-4	.250	5	7	12	7.3	1	3	3	1	4	13	16.1	
at Youngstown St.	12/31/2023	*	36:38	4-7	.571	0-0	.000	7-8	.875	1	10	11	7.5	1	7	3	0	0	15	16.0	
Milwaukee	01/04/2024	*	37:38	8-18	.444	0-0	.000	12-14	.857	1	7	8	7.6	4	4	1	0	2	28	16.8	
Green Bay	01/06/2024	*	39:08	10-16	.625	0-1	.000	8-13	.615	2	9	11	7.8	1	2	1	0	2	28	17.4	
Northern Ky.	01/10/2024	*	43:05	6-15	.400	0-0	.000	6-9	.667	1	6	7	7.7	1	2	6	0	1	18	17.4	
at IUPUI	01/13/2024	*	30:39	4-8	.500	2-3	.667	0-0	.000	0	7	7	7.7	1	2	1	0	1	10	17.1	
Youngstown St.	01/17/2024	*	33:34	6-14	.429	1-2	.500	3-3	1.000	1	0	1	7.4	1	1	1	0	0	16	17.0	
at Green Bay	01/25/2024	*	36:33	3-8	.375	0-2	.000	3-4	.750	1	2	1	7.1	1	1	2	1	1	9	16.6	
at Milwaukee	01/27/2024	*	48:26	4-13	.308	0-0	.000	13-14	.929	5	6	11	7.3	1	3	3	0	0	21	16.8	
Robert Morris	02/01/2024	*	35:02	5-9	.556	0-0	.000	1-1	1.000	2	3	5	7.2	0	4	1	0	1	11	16.6	
Cleveland St.	02/03/2024	*	34:35	8-12	.667	0-0	.000	2-2	1.000	3	6	9	7.3	4	3	3	2	1	18	16.6	
at Northern Ky.	02/08/2024	*	43:03	8-17	.471	0-0	.000	4-5	.800	3	6	9	7.3	2	4	2	0	1	20	16.8	
at Wright St.	02/10/2024	*	36:39	9-14	.643	1-1	1.000	0-0	.000	0	7	7	7.3	0	2	4	3	2	19	16.8	
at Purdue Fort Wayne	02/14/2024	*	37:39	5-10	.500	0-1	.000	1-2	.500	1	4	5	7.2	0	3	3	0	1	11	16.6	
IUPUI	02/17/2024	*	25:37	3-6	.500	0-1	.000	6-6	1.000	2	2	4	7.1	2	3	1	0	1	12	16.5	
at Robert Morris	02/22/2024	*	32:23	4-15	.267	0-0	.000	14-17	.824	6	11	17	7.4	0	4	3	0	2	22	16.7	
Wright St.	02/25/2024	*	35:56	5-11	.455	0-2	.000	4-4	1.000	2	12	14	7.7	0	2	1	0	1	14	16.6	
Detroit Mercy	03/02/2024	*	37:40	6-13	.462	0-0	.000	6-8	.750	4	2	6	7.6	1	3	4	0	0	18	16.6	
Purdue Fort Wayne	03/07/2024	*	36:52	3-8	.375	0-0	.000	0-0	.000	2	9	11	7.7	3	4	4	2	2	6	16.3	
vs Cleveland St.	03/11/2024	*	36:55	3-11	.273	0-0	.000	9-11	.818	2	6	8	7.7	3	4	3	0	3	15	16.2	
vs Milwaukee	03/12/2024	*	40:00	12-22	.545	0-0	.000	14-18	.778	5	6	11	7.8	2	5	2	1	1	38	16.9	
Totals			34	1225:47	203-444	.457	9-26	.346	159-200	.795	70	196	266	7.8	42	106	89	11	45	574	16.9

Player Averages

Games Played	Minutes/game	Points/game	FG Pct	3FG Pct	FT Pct	Rebounds/game	Assists/game	Turnovers/game	Assist/Turnover ratio	Steals/game	Blocks/game
34	36.1	16.9	45.7	34.6	79.5	7.8	3.1	2.6	1.2	1.3	0.3

TOWNSEND, Trey

SEASON TEAM	GP-GS	MIN/AVG	Field Goals		3-Point		F-Throws		Rebounds		PF-F	A	TO	BLK	STL	Scoring			
			FG-FGA	FG%	3FG-3FGA	3FG%	FT-FTA	FT%	OFF	DEF							TOT	AVG	
2020-21 Oak	30-30	901/30.0	99-189	.524	11-33	.333	42-71	.592	59	123	182	6.1	88-5	24	34	24	42	251	8.4
2021-22 Oak	31-31	1128/36.4	164-309	.531	7-42	.167	78-103	.757	78	96	174	5.6	59-0	54	47	31	43	413	13.3
2022-23 Oak	32-32	1160/36.2	212-409	.518	20-52	.385	84-114	.737	72	170	242	7.6	67-2	49	68	32	33	528	16.5
2023-24 Oak	34-34	1226/36.1	203-444	.457	9-26	.346	159-200	.795	70	196	266	7.8	42-0	106	89	11	45	574	16.9
TOTAL	127-127	4415/34.8	678-1351	.502	47-153	.307	363-488	.744	279	585	864	6.8	256-7	233	238	98	163	1766	13.9



5

EVAN SOLOMON



R-FRESHMAN // CHARLEVOIX, MICH.

CAREER NOTES

- Oakland (2022-Pres.)
- Red-shirted the 2022-23 season

High School:

- Michigan AP Division III All-State First Team selection (2022)
- Three time Michigan AP Division III All-State selection (2020-2022)
- Averaged 19.8 points per game, while adding 5.2 rebounds and 2.6 assist during his senior season

GUARD
6-2 // 185

CAREER HIGHS

Points	-	-
Rebounds	-	-
Assists	-	-
Steals	-	-
Blocks	-	-
FG Made	-	-
FG Att.	-	-
3-pt FG Made	-	-
3-pt FG Att.	-	-
FT Made	-	-
FT Attempts	-	-

SEASON HIGHS

Points	-	-
Rebounds	-	-
Assists	-	-
Steals	-	-
Blocks	-	-
FG Made	-	-
FG Att.	-	-
3-pt FG Made	-	-
3-pt FG Att.	-	-
FT Made	-	-
FT Attempts	-	-

2023-24 SEASON NOTES

- Made his Oakland debut vs. Bowling Green (11/14/23)

GAME-BY-GAME



**2023-24 Oakland Men's Basketball
Individual Game-by-Game
All games**

Page 6/14
as of Mar 16, 2024

#5 SOLOMON, Evan

Opponent	Date	GS	MIN	Total		3-Pointers		Free throws		Rebounds				PF	A	TO	BLK	STL	PTS	AVG
				FG-FGA	PCT	3FG-3FGA	PCT	FT-FTA	PCT	OFF	DEF	TOT	AVG							
Bowling Green	11/14/2023		00:60	0-0	.000	0-0	.000	0-0	.000	0	0	0	0.0	0	0	0	0	0	0	0.0
at Detroit Mercy	11/29/2023		00:41	0-0	.000	0-0	.000	0-0	.000	0	0	0	0.0	0	0	0	0	0	0.0	
Purdue Fort Wayne	12/02/2023		02:23	0-0	.000	0-0	.000	0-0	.000	0	0	0	0.0	0	0	0	0	0	0.0	
Totals		0	04:03	0-0	.000	0-0	.000	0-0	.000	0	0	0	0.0	0	0	0	0	0	0.0	

Player Averages

Games Played	Minutes/game	Points/game	FG Pct	3FG Pct	FT Pct	Rebounds/game	Assists/game	Turnovers/game	Assist/Turnover ratio	Steals/game	Blocks/game
3	1.4	0.0	0.0	0.0	0.0	0.0	0.0	0.0	0.0	0.0	0.0

SOLOMON, Evan

		Field Goals		3-Point		F-Throws		Rebounds				Scoring							
SEASON TEAM	GP-GS	MIN/AVG	FG-FGA	FG%	3FG-3FGA	3FG%	FT-FTA	FT%	OFF	DEF	TOT	AVG	PF-FO	A	TO	BLK	STL	PTS	AVG
2023-24 Oak	3-0	4/1.4	0-0	.000	0-0	.000	0-0	.000	0	0	0	0.0	0-0	0	0	0	0	0	0.0
TOTAL	3-0	4/1.4	0-0	.000	0-0	.000	0-0	.000	0	0	0	0.0	0-0	0	0	0	0	0	0.0



GOLDEN GRIZZLIES VS KENTUCKY

7

ISAIAH JONES



GUARD/FORWARD
6-7 // 213

SOPHOMORE // NASHVILLE, TENN.

CAREER NOTES

Detroit Mercy (2022-23)

- Saw action in 24 games with one start and tallied 2.3 points and 2.3 rebounds per game
- Connected on 40.7% from the field (22-of-54) and 32.5% from the outside (12-of-37)
- Horizon League Freshman Of The Week (12/5/22)

GAME-BY-GAME



2023-24 Oakland Men's Basketball
Individual Game-by-Game
All games

Page 7/14
as of Mar 16, 2024

CAREER HIGHS			
Points	17	at Cleveland State	12/3/22
Rebounds	10	vs. Marshall	11/21/23
Assists	4	4 times	
Steals	4	vs. IUPUI	2/17/24
Blocks	1	6 times	
FG Made	7	vs. Marshall	11/21/23
FG Att.	11	at Cleveland State	12/3/22
3-pt FG Made	5	at Cleveland State	12/3/22
3-pt FG Att.	10	at Cleveland State	12/3/22
FT Made	8	vs. Green Bay	1/6/24
FT Attempts	10	vs. Green Bay	1/6/24

SEASON HIGHS			
Points	16	vs. Marshall	11/21/23
Rebounds	10	vs. Marshall	11/21/23
Assists	4	4 times	
Steals	4	vs. IUPUI	2/17/24
Blocks	1	6 times	
FG Made	7	vs. Marshall	11/21/23
FG Att.	10	vs. Marshall	11/21/23
3-pt FG Made	1	4 times	
3-pt FG Att.	2	5 times	
FT Made	8	vs. Green Bay	1/6/24
FT Attempts	10	vs. Green Bay	1/6/24

2023-24 SEASON NOTES

- Made his Oakland debut against Ohio St. (11/6/23) and recorded one point
- Recorded his first career double-double (16P, 10R) against Marshall at the Cayman Islands Classic (11/21/23)
- Recorded a career-high in steals (four) against IUPUI (2/17/24)

#7 JONES, Isaiah

Opponent	Date	GS	MIN	Total		3-Pointers		Free throws		Rebounds		PF	A	TO	BLK	STL	PTS	AVG			
				FG-FGA	PCT	3FG-3FGA	PCT	FT-FTA	PCT	OFF	DEF								TOT	AVG	
at Ohio St.	11/06/2023		22:28	0-2	.000	0-0	.000	1-3	.333	3	2	5	5.0	4	3	1	0	1	1	1.0	
at Illinois	11/10/2023		16:27	1-2	.500	0-1	.000	0-0	.000	2	3	5	5.0	2	0	0	0	0	2	1.5	
Bowling Green	11/14/2023	*	19:11	3-4	.750	0-0	.000	0-1	.000	0	3	3	4.3	2	2	1	0	1	6	3.0	
vs Drake	11/19/2023	*	16:15	3-4	1.000	0-0	.000	0-0	.000	1	4	5	4.5	3	4	4	0	2	6	3.8	
vs LMU (CA)	11/20/2023	*	24:30	2-3	.667	1-1	1.000	2-2	1.000	1	6	7	5.0	4	1	1	0	1	7	4.4	
vs Marshall	11/21/2023	*	28:45	7-10	.700	1-2	.500	1-1	1.000	4	6	10	5.8	3	2	1	0	1	16	6.3	
at Xavier	11/27/2023	*	29:57	2-4	.500	1-2	.500	1-2	.500	2	3	5	5.7	3	2	1	1	1	6	6.3	
at Detroit Mercy	11/29/2023	*	28:03	2-7	.286	0-2	.000	2-2	1.000	3	4	7	5.9	2	2	1	0	0	6	6.3	
Purdue Fort Wayne	12/02/2023	*	32:24	5-6	.833	0-1	.000	1-2	.500	1	4	5	5.8	1	0	0	0	1	11	6.8	
Toledo	12/06/2023	*	23:42	3-4	.750	0-0	.000	0-0	.000	4	1	5	5.7	5	1	0	0	1	6	6.7	
at Eastern Mich.	12/08/2023	*	28:09	4-7	.571	1-2	.500	0-0	.000	1	1	2	5.4	3	1	0	0	2	9	6.9	
at Michigan St.	12/18/2023		16:06	0-1	.000	0-1	.000	0-0	.000	2	0	2	5.1	1	1	1	0	0	0	6.3	
at Dayton	12/20/2023	*	28:35	1-2	.500	0-0	.000	1-1	1.000	2	6	8	5.3	0	4	1	1	0	3	6.1	
at Cleveland St.	12/28/2023	*	28:01	2-4	.500	0-1	.000	1-4	.250	1	3	4	5.2	3	3	1	0	3	5	6.0	
at Youngstown St.	12/31/2023	*	13:21	2-3	.667	0-0	.000	1-2	.500	1	0	1	4.9	2	0	1	0	0	5	5.9	
Milwaukeee	01/04/2024	*	18:11	1-4	.250	0-1	.000	4-4	1.000	5	3	8	5.1	1	2	0	0	2	6	5.9	
Green Bay	01/06/2024	*	17:24	2-3	.667	0-0	.000	8-10	.800	2	4	6	5.2	3	3	1	0	1	12	6.3	
Northern Ky.	01/10/2024	*	13:52	1-1	1.000	0-0	.000	1-2	.500	2	2	4	5.1	3	0	3	0	1	3	6.1	
at IUPUI	01/13/2024	*	25:25	5-8	.625	0-0	.000	4-5	.800	5	4	9	5.3	2	4	3	1	1	14	6.5	
Youngstown St.	01/17/2024	*	13:51	2-3	.667	0-0	.000	0-0	.000	2	0	2	5.2	1	1	1	0	0	4	6.4	
at Green Bay	01/25/2024	*	13:47	1-1	1.000	0-0	.000	2-2	1.000	0	1	1	5.0	1	1	1	0	0	4	6.3	
at Milwaukeee	01/27/2024	*	19:09	2-4	.500	0-2	.000	0-0	.000	0	5	5	5.0	3	3	1	1	0	4	6.2	
Robert Morris	02/01/2024	*	17:53	0-0	.000	0-0	.000	1-2	.500	1	1	2	4.8	2	3	1	0	0	1	6.0	
Cleveland St.	02/03/2024	*	19:40	1-3	.333	0-0	.000	4-4	1.000	2	2	4	4.8	2	0	0	1	0	6	6.0	
at Northern Ky.	02/08/2024	*	16:38	0-1	.000	0-0	.000	0-0	.000	3	2	5	4.8	4	2	3	1	1	0	5.7	
at Wright St.	02/10/2024	*	13:32	3-4	.750	0-0	.000	0-0	.000	0	0	0	4.6	1	0	0	0	0	6	5.7	
at Purdue Fort Wayne	02/14/2024	*	09:14	0-0	.000	0-0	.000	0-0	.000	1	1	2	4.5	0	1	1	0	2	0	5.5	
IUPUI	02/17/2024	*	27:52	3-4	.750	0-1	.000	0-0	.000	3	5	8	4.6	2	4	3	0	4	6	5.5	
at Robert Morris	02/22/2024	*	14:36	0-2	.000	0-0	.000	0-0	.000	1	1	2	4.6	3	0	0	0	1	0	5.3	
Wright St.	02/25/2024	*	14:05	0-1	.000	0-0	.000	2-2	1.000	2	3	5	4.6	2	0	1	0	1	2	5.2	
Detroit Mercy	03/02/2024		11:17	1-2	.500	0-0	.000	4-4	1.000	1	1	2	4.5	3	0	1	0	0	6	5.3	
Totals			27	622:19	59-103	.573	4-17	.235	41-55	.745	58	81	139	4.5	71	50	34	6	28	163	5.3

Player Averages

Games Played	Minutes/game	Points/game	FG Pct	3FG Pct	FT Pct	Rebounds/game	Assists/game	Turnovers/game	Assist/Turnover ratio	Steals/game	Blocks/game
31	20.1	5.3	57.3	23.5	74.5	4.5	1.6	1.1	1.5	0.9	0.2

JONES, Isaiah

		Field Goals			3-Point		F-Throws		Rebounds				Scoring							
SEASON	TEAM	GP-GS	MIN/AVG	FG-FGA	FG%	3FG-3FGA	3FG%	FT-FTA	FT%	OFF	DEF	TOT	AVG	PF-FO	A	TO	BLK	STL	PTS	AVG
2022-23	UDM	24-1	25.0/10.4	22-54	.407	12-37	.324	0-0	.000	27	28	55	2.3	18-0	5	7	0	5	56	2.3
2023-24	Oak	31-27	622/20.1	59-103	.573	4-17	.235	41-55	.745	58	81	139	4.5	71-1	50	34	6	28	163	5.3
TOTAL FOR Oak		31-27	622/20.1	59-103	.573	4-17	.235	41-55	.745	58	81	139	4.5	71-1	50	34	6	28	163	5.3
TOTAL		55-28	873/15.9	81-157	.516	16-54	.296	41-55	.745	85	109	194	3.5	89-1	55	41	6	33	219	4.0

GOLDEN GRIZZLIES VS KENTUCKY



10

DQ COLE

JUNIOR // PONTIAC, MICH.

CAREER NOTES

- Henry Ford CC (2022-23)
- MCCA Player of the Year
- All-American selection
- Named First-Team All Defense
- Named First-Team All Region

GUARD
6-3 // 189

CAREER HIGHS

Points	21	vs. Purdue Fort Wayne	12/2/23
Rebounds	11	at Wright State	2/10/24
Assists	7	vs. Milwaukee	3/12/24
Steals	5	at Milwaukee	1/27/24
Blocks	1	8 times	
FG Made	8	2x, last vs. CSU	3/11/24
FG Att.	16	2x, last vs. CSU	3/11/24
3-pt FG Made	4	2x, last at PFW	2/14/24
3-pt FG Att.	9	vs. Northern Kentucky	1/10/24
FT Made	4	2x, last at IUPUI	1/13/24
FT Attempts	5	3x, last at NKU	2/8/24

SEASON HIGHS

Points	21	vs. Purdue Fort Wayne	12/2/23
Rebounds	11	at Wright State	2/10/24
Assists	7	vs. Milwaukee	3/12/24
Steals	5	at Milwaukee	1/27/24
Blocks	1	8 times	
FG Made	8	2x, last vs. CSU	3/11/24
FG Att.	16	2x, last vs. CSU	3/11/24
3-pt FG Made	4	2x, last at PFW	2/14/24
3-pt FG Att.	9	vs. Northern Kentucky	1/10/24
FT Made	4	2x, last at IUPUI	1/13/24
FT Attempts	5	3x, last at NKU	2/8/24

2023-24 SEASON NOTES

- Scored eight points in his Oakland debut versus Ohio St. (11/6/23)
- Recorded his first double-double (15P, 11R) in a win against Wright State (2/10/24)

GAME-BY-GAME



2023-24 Oakland Men's Basketball
Individual Game-by-Game
All games

Page 8/14
as of Mar 16, 2024

#10 COLE, DQ

Opponent	Date	GS	MIN	Total		3-Pointers		Free throws		Rebounds			PF	A	TO	BLK	STL	PTS	AVG		
				FG-FGA	PCT	3FG-3FGA	PCT	FT-FTA	PCT	OFF	DEF	TOT								AVG	
at Ohio St.	11/06/2023		15:46	3-6	.500	2-4	.500	0-0	.000	2	2	4	4.0	2	0	2	0	2	8	8.0	
at Illinois	11/10/2023		16:00	1-4	.250	1-3	.333	0-0	.000	0	1	1	2.5	1	0	0	1	0	3	5.5	
Bowling Green	11/14/2023		28:22	4-5	.800	4-4	1.000	0-1	.000	0	1	1	2.0	0	0	1	0	3	12	7.7	
vs Drake	11/19/2023		29:20	2-6	.333	1-5	.200	0-0	.000	0	5	5	2.8	1	1	2	1	0	5	7.0	
vs LMU (CA)	11/20/2023		22:27	2-5	.400	0-1	.000	0-0	.000	2	1	3	2.8	2	2	2	0	1	4	6.4	
vs Marshall	11/21/2023		17:29	0-2	.000	0-1	.000	0-0	.000	0	4	4	3.0	3	2	0	0	0	0	5.3	
at Xavier	11/27/2023		19:01	1-3	.333	0-2	.000	0-0	.000	0	2	2	2.9	3	1	0	0	1	2	4.9	
at Detroit Mercy	11/29/2023		13:41	1-5	.200	0-1	.000	0-0	.000	2	1	3	2.9	2	1	1	0	0	2	4.5	
Purdue Fort Wayne	12/02/2023		28:06	7-14	.500	3-8	.375	4-5	.800	2	5	7	3.3	2	4	3	0	1	21	6.3	
Toledo	12/06/2023		14:26	4-6	.667	0-1	.000	0-0	.000	1	2	3	3.3	1	0	2	0	2	8	6.5	
at Eastern Mich.	12/08/2023		19:17	5-10	.500	1-4	.250	0-1	.000	2	4	6	3.5	3	2	2	0	3	11	6.9	
at Michigan St.	12/18/2023		13:53	1-3	.333	1-3	.333	2-2	1.000	0	1	1	3.3	1	3	2	1	0	5	6.8	
at Dayton	12/20/2023		15:49	3-4	.750	3-4	.750	0-0	.000	0	1	1	3.2	0	0	1	0	0	9	6.9	
at Cleveland St.	12/28/2023		09:58	0-1	.000	0-1	.000	0-0	.000	0	1	1	3.0	1	1	2	0	0	0	6.4	
at Youngstown St.	12/31/2023	*	12:27	3-4	.750	2-3	.667	0-0	.000	0	4	4	3.1	0	1	1	1	0	8	6.5	
Milwaukee	01/04/2024	*	11:19	2-3	.667	1-1	1.000	0-2	.000	1	1	2	3.0	3	0	1	0	0	5	6.4	
Green Bay	01/06/2024	*	06:54	1-1	1.000	0-0	.000	0-0	.000	0	1	1	2.9	0	0	1	0	0	2	6.2	
Northern Ky.	01/10/2024	*	28:34	6-12	.500	3-9	.333	2-5	.400	2	6	8	3.2	2	2	1	1	2	17	6.8	
at IUPUI	01/13/2024	*	27:26	7-13	.538	1-5	.200	4-4	1.000	4	4	8	3.4	1	2	1	0	0	19	7.4	
Youngstown St.	01/17/2024	*	19:26	3-8	.375	2-4	.500	0-0	.000	3	5	8	3.7	5	2	2	0	2	8	7.5	
at Green Bay	01/25/2024	*	17:06	2-7	.286	1-4	.250	0-0	.000	2	5	7	3.8	2	2	1	0	0	5	7.3	
at Milwaukee	01/27/2024	*	36:17	4-9	.444	2-6	.333	0-0	.000	0	3	3	3.8	3	2	3	0	5	10	7.5	
Robert Morris	02/07/2024	*	29:07	4-5	.800	2-3	.667	1-2	.500	0	4	4	3.8	2	4	1	0	0	11	7.6	
Cleveland St.	02/03/2024	*	27:08	2-6	.333	0-2	.000	2-2	1.000	2	4	6	3.9	3	5	0	0	0	6	7.5	
at Northern Ky.	02/08/2024	*	29:34	2-9	.222	1-8	.125	3-5	.600	1	1	2	3.8	2	4	1	0	1	8	7.6	
at Wright St.	02/10/2024	*	28:47	7-11	.636	1-2	.500	0-0	.000	4	7	11	4.1	0	2	0	1	1	15	7.8	
at Purdue Fort Wayne	02/14/2024	*	22:54	5-7	.714	4-5	.800	0-0	.000	0	3	3	4.0	5	1	4	1	0	14	8.1	
IUPUI	02/17/2024	*	22:27	3-5	.600	1-2	.500	2-2	1.000	1	6	7	4.1	0	4	0	0	0	9	8.1	
at Robert Morris	02/22/2024	*	32:10	4-13	.308	1-6	.167	3-4	.750	1	5	6	4.2	2	4	0	0	2	12	8.2	
Wright St.	02/25/2024	*	31:54	8-16	.500	1-6	.167	1-4	.250	0	2	2	4.1	4	5	3	0	0	18	8.6	
Detroit Mercy	03/02/2024		20:20	1-2	.500	0-1	.000	0-0	.000	0	2	2	4.1	1	0	2	0	0	2	8.4	
Purdue Fort Wayne	03/07/2024	*	17:31	6-8	.750	2-3	.667	0-0	.000	0	2	2	4.0	5	2	2	0	1	14	8.5	
vs Cleveland St.	03/11/2024	*	34:31	8-16	.500	2-8	.250	2-4	.500	1	4	5	4.0	4	4	1	1	20	8.9		
vs Milwaukee	03/12/2024	*	34:32	1-5	.200	0-2	.000	2-2	1.000	0	3	3	4.0	3	7	3	0	0	4	8.7	
Totals			19	754:00	113-234	.483	43-122	.352	28-45	.622	33	103	136	4.0	69	70	51	8	28	297	8.7

Player Averages

Games Played	Minutes/game	Points/game	FG Pct	3FG Pct	FT Pct	Rebounds/game	Assists/game	Turnovers/game	Assist/Turnover ratio	Steals/game	Blocks/game
34	22.2	8.7	48.3	35.2	62.2	4.0	2.1	1.5	1.4	0.8	0.2

COLE, Dq

SEASON TEAM	GP-GS	MIN/AVG	Field Goals		3-Point		F-Throws		Rebounds			Scoring							
			FG-FGA	FG%	3FG-3FGA	3FG%	FT-FTA	FT%	OFF	DEF	TOT	AVG	PF-FO	A	TO	BLK	STL	PTS	AVG
2023-24 Oak	34-19	754/22.2	113-234	.483	43-122	.352	28-45	.622	33	103	136	4.0	69-3	70	51	8	28	297	8.7
TOTAL	34-19	754/22.2	113-234	.483	43-122	.352	28-45	.622	33	103	136	4.0	69-3	70	51	8	28	297	8.7



GOLDEN GRIZZLIES VS KENTUCKY



11

BLAKE LAMPMAN

GRADUATE STUDENT // HASLETT, MICH.

CAREER NOTES

- Oakland (2021-Pres.)
- College Sports Communicators Academic All-District (2022-23)
- Fourth in #HLMBB in three-point field goals per game at 2.4 (2022-23)
- #HLMBB All-Academic Team member (2022-23)
- Led the team in three-point attempts (184) and makes (64) for 34.8% beyond the arc (2021-22)
- Earned Horizon League All-Freshman Team honors (2019-20)

High School

- Helped high school to consecutive district championships in 2018 and 2019
- Reached 1,000 career-point mark as a senior
- Three-time Detroit News Division I Honorable Mention All-State awardee

GUARD
6-3 // 184

CAREER HIGHS

Points	26	3x, last vs. CSU	2/3/24
Rebounds	6	2x, last vs. CSU	3/11/24
Assists	9	at Northern Kentucky	2/8/24
Steals	6	vs. IUPUI	2/15/23
Blocks	4	3x, last vs. Milwaukee	3/12/24
FG Made	9	vs. Robert Morris	2/1/24
FG Attempts	19	at Northern Kentucky	2/8/24
3-pt FG Made	8	vs. Robert Morris	2/1/24
3-pt FG Att.	18	at Northern Kentucky	2/8/24
FT Made	7	vs. Cleveland St.	2/4/23
FT Attempts	7	2x, last vs Cleveland St.	2/4/23

SEASON HIGHS

Points	26	3x, last vs. CSU	2/3/24
Rebounds	6	2x, last vs. CSU	3/11/24
Assists	9	at Northern Kentucky	2/8/24
Steals	3	2x, last at NKU	2/8/24
Blocks	4	vs. Milwaukee	3/12/24
FG Made	9	vs. Robert Morris	2/1/24
FG Att.	19	at Northern Kentucky	2/8/24
3-pt FG Made	8	vs. Robert Morris	2/1/24
3-pt FG Att.	18	at Northern Kentucky	2/8/24
FT Made	6	vs. Cleveland State	2/3/24
FT Attempts	6	vs. Cleveland State	2/3/24

2023-24 SEASON NOTES

- Made his first three shots, from range against Toledo (12/6/23), after missing nearly a month due to injury
- Recorded a career-high in points (26), FG made (8) and 3-pt FG made (7) in a win against Youngstown State (12/31/23)
- Recorded a new career-high in FG made (9) and 3-pt FG made (8) in a win against Robert Morris (2/1/24)
- Matched his career-high in points (26) in back-to-back wins (RMU, 87-72, 2/1/24; CSU, 83-71, 2/3/24)
- Set a career-high in assists with nine against Northern Kentucky (2/8/24)
- Named Horizon League Player of the Week (Feb. 5)
- Horizon League First Team All-Academic
- Named Second Team All-League
- Set the Golden Grizzlies all-time record for most career games played (138) against UDM (3/2/24)

GAME-BY-GAME

2023-24 Oakland Men's Basketball
Individual Game-by-Game
All games

Page 9/14
as of Mar 16, 2024



#11 LAMPMAN, Blake

Opponent	Date	GS	MIN	Total		3-Pointers		Free throws		Rebounds			PF	A	TO	BLK	STL	PTS	AVG		
				FG-FGA	PCT	3FG-3FGA	PCT	FT-FTA	PCT	OFF	DEF	TOT								AVG	
at Ohio St.	11/06/2023	*	38:39	5-9	.556	4-7	.571	0-0	.000	0	2	2	2	0	0	0	0	0	14	14.0	
at Illinois	11/10/2023	*	33:26	3-11	.273	2-8	.250	0-0	.000	0	1	1	1	1	5	2	2	0	1	8	11.0
Toledo	12/06/2023		28:33	5-13	.385	4-10	.400	0-0	.000	0	3	3	2	0	0	1	2	1	14	12.0	
at Eastern Mich.	12/08/2023		21:18	0-2	.000	0-2	.000	1-2	.500	0	3	3	2	3	1	1	1	1	2	1	9.3
at Michigan St.	12/18/2023	*	33:33	4-14	.286	4-10	.400	0-0	.000	3	2	5	2	8	2	5	0	0	2	12	9.8
at Dayton	12/20/2023	*	34:16	1-7	.143	1-7	.143	0-0	.000	1	1	2	2	7	1	5	1	0	1	3	8.7
at Cleveland St.	12/28/2023	*	28:57	5-15	.333	0-7	.000	2-2	1.000	2	3	5	3	0	3	3	2	2	12	9.1	
at Youngstown St.	12/31/2023	*	36:48	8-15	.533	7-13	.538	3-3	1.000	1	4	5	3	3	2	3	0	1	26	11.3	
Milwaukee	01/04/2024	*	35:47	5-15	.333	5-12	.417	4-5	.800	0	2	2	3	1	4	1	0	0	19	12.1	
Green Bay	01/06/2024	*	36:42	7-15	.467	5-11	.455	0-0	.000	0	0	0	2	8	1	2	1	1	3	19	12.8
Northern Ky.	01/10/2024	*	41:01	1-7	.143	1-7	.143	3-3	1.000	2	3	5	3	0	4	2	4	1	2	6	12.2
at IUPUI	01/13/2024	*	28:10	5-7	.714	3-5	.600	0-0	.000	1	2	3	3	0	3	3	0	0	13	12.3	
Youngstown St.	01/17/2024	*	37:27	3-8	.375	3-8	.375	2-2	1.000	0	4	4	3	1	2	4	3	1	11	12.2	
at Green Bay	01/25/2024	*	36:02	5-10	.500	5-10	.500	0-0	.000	0	3	3	3	1	3	6	1	0	0	15	12.4
at Milwaukee	01/27/2024	*	43:41	5-14	.357	5-14	.357	2-2	1.000	0	3	3	1	4	4	0	0	0	17	12.7	
Robert Morris	02/01/2024	*	37:12	9-14	.643	8-13	.615	0-0	.000	1	1	2	3	0	4	1	0	0	26	13.5	
Cleveland St.	02/03/2024	*	37:35	8-18	.444	4-11	.364	6-6	1.000	2	3	5	3	1	2	3	3	0	1	26	14.2
at Northern Ky.	02/08/2024	*	41:53	7-19	.368	6-18	.333	4-4	1.000	0	3	3	3	1	4	9	3	1	3	24	14.8
at Wright St.	02/10/2024	*	38:40	1-5	.200	1-4	.250	2-2	1.000	0	1	1	3	0	0	5	2	0	1	5	14.3
at Purdue Fort Wayne	02/14/2024	*	38:48	2-7	.286	1-4	.250	2-2	1.000	1	5	6	3	2	1	2	2	0	1	7	13.9
at Robert Morris	02/22/2024	*	25:55	2-5	.400	1-4	.250	0-0	.000	0	2	2	3	1	1	2	1	0	0	5	13.5
Wright St.	02/25/2024	*	29:49	5-11	.455	4-10	.400	0-0	.000	0	2	2	3	0	2	1	3	0	0	14	13.5
Detroit Mercy	03/02/2024	*	39:43	6-13	.462	5-10	.500	3-3	1.000	0	1	1	3	0	2	4	1	1	3	20	13.8
Purdue Fort Wayne	03/07/2024	*	32:55	2-10	.200	1-7	.143	4-4	1.000	1	4	5	3	0	1	1	1	1	1	9	13.6
vs Cleveland St.	03/11/2024	*	34:13	2-9	.222	1-6	.167	0-0	.000	4	2	6	3	2	1	2	2	2	5	13.2	
vs Milwaukee	03/12/2024	*	37:49	3-9	.333	2-7	.286	4-4	1.000	0	5	5	3	2	3	0	4	2	12	13.2	
Totals			24	906:52	109-282	.387	83-225	.369	42-44	.955	19	65	84	3.2	46	79	44	18	30	343	13.2

Player Averages

Games Played	Minutes/game	Points/game	FG Pct	3FG Pct	FT Pct	Rebounds/game	Assists/game	Turnovers/game	Assist/Turnover ratio	Steals/game	Blocks/game
26	34.9	13.2	38.7	36.9	95.5	3.2	3.0	1.7	1.8	1.2	0.7

LAMPMAN, Blake

SEASON TEAM	GP-GS	MIN/AVG	Field Goals			3-Point		F-Throws		Rebounds			PF-FO	A	TO	BLK	STL	Scoring	
			FG-FGA	FG%	3FG-3FGA	3FG%	FT-FTA	FT%	OFF	DEF	TOT	AVG						PTS	AVG
2019-20 Oak	33-4	805/24.4	53-157	.338	47-146	.322	14-25	.560	6	54	60	1.8	49-0	53	18	0	20	167	5.1
2020-21 Oak	23-2	262/11.4	16-67	.239	14-60	.233	10-12	.833	5	15	20	0.9	11-0	6	8	0	12	56	2.4
2021-22 Oak	31-4	791/25.5	74-208	.356	64-184	.348	10-14	.714	9	52	61	2.0	27-0	27	16	6	35	222	7.2
2022-23 Oak	28-24	960/34.3	92-276	.333	68-216	.315	28-40	13	63	76	2.7	54-1	48	31	16	52	280	10.0	
2023-24 Oak	26-24	907/34.9	109-282	.387	83-225	.369	42-44	.955	19	65	84	3.2	46-0	79	44	18	30	343	13.2
TOTAL	141-58	3723/26.4	344-990	.347	276-831	.332	104-135	.770	52	249	301	2.1	187-1	213	117	40	149	1068	7.6

GOLDEN GRIZZLIES VS KENTUCKY



12 BURU NAIVALURUA

JUNIOR // SYDNEY, AUSTRALIA

CAREER NOTES

- Garden City CC (2022-23)
- Named Jayhawk All Conference
- Named First Team Jayhawk
- Named All Defensive Team
- Juco All American

FORWARD
6-6 // 218

GAME-BY-GAME

CAREER HIGHS			
Points	11	2x, last at UDM	11/29/23
Rebounds	17	at Milwaukee	1/27/24
Assists	2	2x, last vs. IUPUI	2/17/24
Steals	2	3x, last vs. PFW	3/7/24
Blocks	5	at Milwaukee	1/27/24
FG Made	5	at Detroit Mercy	11/29/23
FG Att.	7	2x, last at Milwaukee	1/27/24
3-pt FG Made	1	at Dayton	12/20/23
3-pt FG Att.	1	at Dayton	12/20/23
FT Made	4	vs. Purdue Fort Wayne	3/7/24
FT Attempts	5	vs. Drake	11/19/23

SEASON HIGHS			
Points	11	2x, last at UDM	11/29/23
Rebounds	17	at Milwaukee	1/27/24
Assists	2	2x, last vs. IUPUI	2/17/24
Steals	2	3x, last vs. PFW	3/7/24
Blocks	5	at Milwaukee	1/27/24
FG Made	5	at Detroit Mercy	11/29/23
FG Att.	7	2x, last at Milwaukee	1/27/24
3-pt FG Made	1	at Dayton	12/20/23
3-pt FG Att.	1	at Dayton	12/20/23
FT Made	4	vs. Purdue Fort Wayne	3/7/24
FT Attempts	5	vs. Drake	11/19/23

2023-24 SEASON NOTES	
• Made his Division I debut with Oakland against Illinois (11/10/23)	
• Recorded a career-high in points (11) versus Drake at the Cayman Islands Classic (11/19/23)	
• Recorded a career-high in rebounds (17) and blocks (5) at Milwaukee (1/27/24)	



2023-24 Oakland Men's Basketball
Individual Game-by-Game
All games

Page 10/14
as of Mar 16, 2024

#12 NAIVALURUA, Tuburu

Opponent	Date	GS	MIN	Total		3-Pointers		Free throws		Rebounds				PF	A	TO	BLK	STL	PTS	AVG
				FG-FGA	PCT	3FG-3FGA	PCT	FT-FTA	PCT	OFF	DEF	TOT	AVG							
at Illinois	11/10/2023		10:59	2-3	.667	0-0	.000	0-2	.000	2	2	4	4.0	2	0	0	0	0	4	4.0
Bowling Green	11/14/2023		16:43	2-4	.500	0-0	.000	0-1	.000	3	0	3	3.5	4	0	1	0	2	4	4.0
vs Drake	11/19/2023		15:41	4-5	.800	0-0	.000	3-5	.600	0	1	1	2.7	1	0	0	0	0	11	6.3
vs LMU (CA)	11/20/2023		13:40	1-4	.250	0-0	.000	0-0	.000	1	4	5	3.3	2	0	1	0	2	5.3	
vs Marshall	11/21/2023		04:55	0-1	.000	0-0	.000	0-0	.000	0	1	1	2.8	2	0	1	0	0	0	4.2
at Xavier	11/27/2023		06:45	1-2	.500	0-0	.000	1-1	1.000	1	1	2	2.7	2	1	0	0	0	3	4.0
at Detroit Mercy	11/29/2023		12:19	5-6	.833	0-0	.000	1-4	.250	0	2	2	2.6	2	0	1	0	0	11	5.0
Purdue Fort Wayne	12/02/2023		22:43	3-4	.750	0-0	.000	1-2	.500	5	2	7	3.1	0	1	0	1	2	7	5.3
Toledo	12/06/2023		13:16	1-2	.500	0-0	.000	0-0	.000	1	0	1	2.9	0	0	0	1	0	2	4.9
at Eastern Mich.	12/08/2023		11:25	2-3	.667	0-0	.000	0-0	.000	1	3	4	3.0	1	0	0	1	4	4.8	
at Michigan St.	12/18/2023		13:27	0-3	.000	0-0	.000	0-0	.000	2	4	6	3.3	3	0	1	0	0	0	4.4
at Dayton	12/20/2023		15:37	3-5	.600	1-1	1.000	0-0	.000	2	1	3	3.3	1	1	1	2	0	7	4.6
at Cleveland St.	12/28/2023		09:54	1-2	.500	0-0	.000	0-0	.000	2	0	2	3.2	1	0	0	0	0	2	4.4
at Youngstown St.	12/31/2023		01:47	0-0	.000	0-0	.000	0-0	.000	0	0	0	2.9	0	0	0	0	0	0	4.1
Milwaukee	01/04/2024		14:09	1-1	1.000	0-0	.000	0-0	.000	2	0	2	2.9	5	0	2	0	0	2	3.9
Green Bay	01/06/2024		13:29	1-3	.333	0-0	.000	0-0	.000	1	0	1	2.8	1	0	1	1	1	2	3.8
Northern Ky.	01/10/2024		09:52	0-0	.000	0-0	.000	1-2	.500	0	3	3	2.8	1	0	1	1	1	1	3.6
at IUPUI	01/13/2024	*	29:58	4-7	.571	0-0	.000	2-2	1.000	2	2	4	2.8	2	2	2	1	1	10	4.0
Youngstown St.	01/17/2024		13:56	0-1	.000	0-0	.000	1-2	.500	1	2	3	2.8	2	0	0	1	1	1	3.8
at Green Bay	01/25/2024		03:27	0-2	.000	0-0	.000	0-0	.000	1	0	1	2.8	0	0	0	0	0	0	3.7
at Milwaukee	01/27/2024		35:36	3-7	.429	0-0	.000	2-3	.667	7	10	17	3.4	2	1	0	5	1	8	3.9
Robert Morris	02/01/2024		20:52	1-6	.167	0-0	.000	1-2	.500	4	4	8	3.6	3	0	0	1	1	3	3.8
Cleveland St.	02/03/2024		11:45	2-4	.500	0-0	.000	0-0	.000	4	1	5	3.7	1	0	0	0	0	4	3.8
at Northern Ky.	02/08/2024		07:23	1-1	1.000	0-0	.000	0-0	.000	2	0	2	3.6	1	0	0	1	0	2	3.8
at Wright St.	02/10/2024		23:22	2-5	.400	0-0	.000	0-2	.000	1	7	8	3.8	3	1	0	2	1	4	3.8
at Purdue Fort Wayne	02/14/2024		05:50	0-0	.000	0-0	.000	0-0	.000	0	1	1	3.7	3	0	1	0	0	0	3.6
IUPUI	02/17/2024		17:38	3-3	1.000	0-0	.000	2-2	1.000	0	1	1	3.6	3	2	0	1	1	8	3.8
at Robert Morris	02/22/2024		14:01	2-2	1.000	0-0	.000	1-3	.333	3	1	4	3.6	1	0	0	1	0	5	3.8
Wright St.	02/25/2024		04:17	0-2	.000	0-0	.000	0-0	.000	2	0	2	3.6	4	0	1	0	0	0	3.7
Detroit Mercy	03/02/2024		05:33	2-2	1.000	0-0	.000	0-0	.000	1	0	1	3.5	3	0	0	0	0	4	3.7
Purdue Fort Wayne	03/07/2024		11:20	0-1	.000	0-0	.000	4-4	1.000	1	2	3	3.5	0	0	0	1	2	4	3.7
vs Cleveland St.	03/11/2024		07:12	0-0	.000	0-0	.000	1-2	.500	1	2	3	3.4	1	0	0	0	0	1	3.6
vs Milwaukee	03/12/2024		10:21	0-1	.000	0-0	.000	0-1	.000	2	0	2	3.4	1	0	0	2	0	0	3.5
Totals			1 429:13	47-92	.511	1-1	1.000	21-40	.525	55	57	112	3.4	58	9	13	23	15	116	3.5

Player Averages

Games Played	Minutes/game	Points/game	FG Pct	3FG Pct	FT Pct	Rebounds/game	Assists/game	Turnovers/game	Assist/Turnover ratio	Steals/game	Blocks/game
33	13.0	3.5	51.1	100.0	52.5	3.4	0.3	0.4	0.7	0.5	0.7

NAIVALURUA, Tuburu

		Field Goals		3-Point		F-Throws		Rebounds				Scoring								
SEASON	TEAM	GP-GS	MIN/AVG	FG-FGA	FG%	3FG-3FGA	3FG%	FT-FTA	FT%	OFF	DEF	TOT	AVG	PF-FO	A	TO	BLK	STL	PTS	AVG
2023-24	Oak	33-1	429/13.0	47-92	.511	1-1	1.000	21-40	.525	55	57	112	3.4	58-1	9	13	23	15	116	3.5
TOTAL		33-1	429/13.0	47-92	.511	1-1	1.000	21-40	.525	55	57	112	3.4	58-1	9	13	23	15	116	3.5



GOLDEN GRIZZLIES VS KENTUCKY

13

OSEI PRICE



GUARD
6-4 // 188

JUNIOR // UPPER MARLBORO, MD.

CAREER NOTES

- Oakland (2021-Pres.)
- Averaged 16.3 minutes per game, 3.1 points per contest (2022-23)
- Appeared in all 32 games with one start (2022-23)
- Averaged 4.1 points and 2.9 rebounds per game as the second-best bench scorer (2021-22)

High School

- Spent a post-graduate year at South Kent School
- Led Pembroke Pines Charter High School to a Big 8 title as a senior
- Averaged 16 points per game in 2020
- Named MVP of the 2020 BCAA Boys All-Star Basketball Classic
- Earned Second Team all-state honors in 2020

GAME-BY-GAME



2023-24 Oakland Men's Basketball
Individual Game-by-Game
All games

Page 11/14
as of Mar 16, 2024

CAREER HIGHS			
Points	27	vs. UM-Dearborn	1/24/22
Rebounds	7	2x, last at GB	2/9/23
Assists	5	2x, last vs. RMU	12/30/21
Steals	3	4 times	
Blocks	2	vs. Ohio Christian	1/7/22
FG Made	7	vs. UM-Dearborn	1/24/22
FG Att.	9	vs. IUPUI	2/17/24
3-pt FG Made	5	vs. UM-Dearborn	1/24/22
3-pt FG Att.	6	2x, last vs. IUPUI	2/17/24
FT Made	8	vs. UM-Dearborn	1/24/22
FT Attempts	8	vs. UM-Dearborn	1/24/22

SEASON HIGHS			
Points	14	vs. IUPUI	2/17/24
Rebounds	5	vs. IUPUI	2/17/24
Assists	2	vs. Purdue Fort Wayne	3/7/24
Steals	1	2x, last vs. PFW	3/7/24
Blocks	1	at Detroit Mercy	11/29/23
FG Made	5	vs. IUPUI	2/17/24
FG Att.	9	vs. IUPUI	2/17/24
3-pt FG Made	2	vs. IUPUI	2/17/24
3-pt FG Att.	6	vs. IUPUI	2/17/24
FT Made	2	vs. IUPUI	2/17/24
FT Attempts	2	2x, last vs. IUPUI	2/17/24

2023-24 SEASON NOTES	
• Tallied his first points of the season against in-state rival Detroit Mercy with a three (11/29/23)	

#13 PRICE, Osei

Opponent	Date	GS	MIN	Total		3-Pointers		Free throws		Rebounds			PF	A	TO	BLK	STL	PTS	AVG		
				FG-FGA	PCT	3FG-3FGA	PCT	FT-FTA	PCT	OFF	DEF	TOT								AVG	
at Ohio St.	11/06/2023		01:22	0-0	.000	0-0	.000	0-0	.000	0	0	0	0	0	0	0	0	0	0.0		
at Illinois	11/10/2023		04:28	0-1	.000	0-0	.000	0-0	.000	1	0	1	0.5	0	0	0	0	0	0.0		
Bowling Green	11/14/2023		04:02	0-0	.000	0-0	.000	0-0	.000	0	0	0	0.3	0	0	0	0	0	0.0		
vs Drake	11/19/2023		02:12	0-0	.000	0-0	.000	0-0	.000	0	0	0	0.3	0	0	1	0	0	0.0		
vs LMU (CA)	11/20/2023		04:04	0-0	.000	0-0	.000	0-0	.000	1	0	1	0.4	1	0	0	0	0	0.0		
vs Marshall	11/21/2023		01:24	0-0	.000	0-0	.000	0-0	.000	0	0	0	0.3	0	0	0	0	0	0.0		
at Xavier	11/27/2023		00:57	0-0	.000	0-0	.000	0-0	.000	0	0	0	0.3	0	1	0	0	0	0.0		
at Detroit Mercy	11/29/2023		05:19	1-1	1.000	1-1	1.000	0-0	.000	0	0	0	0.3	1	0	1	1	0	3	0.4	
Purdue Fort Wayne	12/02/2023		06:01	0-1	.000	0-1	.000	0-0	.000	1	0	1	0.3	0	1	1	0	0	0	0.3	
Toledo	12/06/2023		04:01	0-0	.000	0-0	.000	0-0	.000	0	0	0	0.3	1	0	0	0	1	0	0.3	
at Eastern Mich.	12/08/2023		06:18	2-2	1.000	1-1	1.000	1-2	.500	0	0	0	0.3	1	0	0	0	0	6	0.8	
at Michigan St.	12/18/2023		01:03	0-0	.000	0-0	.000	0-0	.000	0	0	0	0.3	1	0	1	0	0	0	0.8	
at Cleveland St.	12/28/2023		04:01	1-2	.500	1-2	.500	0-0	.000	0	1	1	0.3	1	0	0	0	0	3	0.9	
at Youngstown St.	12/31/2023		02:54	0-0	.000	0-0	.000	0-0	.000	0	0	0	0.3	0	0	0	0	0	0	0.9	
Milwaukee	01/04/2024		00:18	0-0	.000	0-0	.000	0-0	.000	0	0	0	0.3	0	0	0	0	0	0	0.8	
Green Bay	01/06/2024		02:35	0-0	.000	0-0	.000	0-0	.000	0	1	1	0.3	1	0	0	0	0	0	0.8	
at IUPUI	01/13/2024		07:39	1-2	.500	1-1	1.000	0-2	.000	0	1	1	0.4	0	0	0	0	0	3	0.9	
Youngstown St.	01/17/2024		00:18	0-0	.000	0-0	.000	0-0	.000	0	0	0	0.3	0	0	0	0	0	0	0.8	
at Green Bay	01/25/2024		13:43	1-2	.500	1-2	.500	0-0	.000	0	2	2	0.4	3	1	0	0	0	3	0.9	
at Northern Ky.	02/08/2024		01:39	0-1	.000	0-1	.000	0-0	.000	0	0	0	0.4	0	0	0	0	0	0	0.9	
at Wright St.	02/10/2024		00:08	0-0	.000	0-0	.000	0-0	.000	0	0	0	0.4	0	0	0	0	0	0	0.9	
at Purdue Fort Wayne	02/14/2024		01:03	0-0	.000	0-0	.000	0-0	.000	0	0	0	0.4	2	0	0	0	0	0	0.8	
IUPUI	02/17/2024	*	27:50	5-9	.556	2-6	.333	2-2	1.000	1	4	5	0.6	3	1	2	0	0	14	1.4	
at Robert Morris	02/22/2024		11:56	1-3	.333	0-1	.000	0-0	.000	0	1	1	0.6	2	0	0	0	0	2	1.4	
Wright St.	02/25/2024		05:49	0-0	.000	0-0	.000	0-0	.000	1	0	1	0.6	0	1	1	0	0	0	1.4	
Detroit Mercy	03/02/2024		02:53	0-0	.000	0-0	.000	0-0	.000	0	0	0	0.6	0	0	0	0	0	0	1.3	
Purdue Fort Wayne	03/07/2024	*	12:54	1-2	.500	0-1	.000	0-0	.000	0	3	3	0.7	1	2	0	0	1	2	1.3	
vs Cleveland St.	03/11/2024	*	04:48	0-3	.000	0-1	.000	0-0	.000	1	1	2	0.7	1	0	1	0	0	0	1.3	
vs Milwaukee	03/12/2024	*	05:46	1-1	1.000	1-1	1.000	0-0	.000	0	0	0	0.7	1	0	0	0	0	3	1.3	
Totals			4	147:24	14-30	.467	8-19	.421	3-6	.500	6	14	20	0.7	20	6	9	1	2	39	1.3

Player Averages

Games Played	Minutes/game	Points/game	FG Pct	3FG Pct	FT Pct	Rebounds/game	Assists/game	Turnovers/game	Assist/Turnover ratio	Steals/game	Blocks/game
29	5.1	1.3	46.7	42.1	50.0	0.7	0.2	0.3	0.7	0.1	0.0

PRICE, Osei

SEASON	TEAM	GP-GS	MIN/AVG	Field Goals		3-Point		F-Throws		Rebounds			PF-FO	A	TO	BLK	STL	Scoring		
				FG-FGA	FG%	3FG-3FGA	3FG%	FT-FTA	FT%	OFF	DEF	TOT						AVG	PTS	AVG
2021-22	Oak	32-8	671/21.0	45-100	.450	26-65	.400	16-20	.800	20	45	65	2.0	65-3	26	31	4	26	132	4.1
2022-23	Oak	32-1	519/16.2	33-84	.393	21-59	.356	12-15	.800	15	36	51	1.6	47-1	20	18	3	17	99	3.1
2023-24	Oak	29-4	147/5.1	14-30	.467	8-19	.421	3-6	.500	6	14	20	0.7	20-0	6	9	1	2	39	1.3
TOTAL		93-13	1337/14.4	92-214	.430	55-143	.385	31-41	.756	41	95	136	1.5	132-4	52	58	8	45	270	2.9



15

AUNDRE POLK



FORWARD
6-9 // 200

JUNIOR // DETROIT, MICH.

CAREER NOTES

Garden City CC (2022-23)

- Averaged 8.0 points and 4.4 rebounds per game in 15 games played

Central Michigan (2020-2022)

- Averaged 5.5 points and 3.1 rebounds per game
- Registered his first career double-double, posting 13 points and 13 rebounds (2020-21)
- MAC All-Freshman Team

GAME-BY-GAME



2023-24 Oakland Men's Basketball
Individual Game-by-Game
All games

Page 12/14
as of Mar 16, 2024

CAREER HIGHS			
Points	19	at Western Illinois	12/6/20
Rebounds	13	vs. Olivet	12/20/20
Assists	2	vs. Flagler	12/2/20
Steals	1	4 times	
Blocks	4	vs. St. Francis (IL)	12/14/20
FG Made	9	at Western Illinois	12/6/20
FG Att.	11	at Western Illinois	12/6/20
3-pt FG Made	1	at Western Illinois	12/6/20
3-pt FG Att.	3	vs. Flagler	12/2/20
FT Made	3	vs. Olivet	12/20/20
FT Attempts	6	at DePaul	11/13/21

SEASON HIGHS			
Points	2	3x, last vs. LMU	11/20/23
Rebounds	2	vs. Purdue Fort Wayne	12/2/23
Assists	-	-	-
Steals	-	-	-
Blocks	1	2x, last vs. LMU	11/20/23
FG Made	1	2x, last vs. LMU	11/20/23
FG Att.	2	2x, last vs. BGSU	11/14/23
3-pt FG Made	-	-	-
3-pt FG Att.	-	-	-
FT Made	2	at Ohio State	11/6/23
FT Attempts	2	at Ohio State	11/6/23

2023-24 SEASON NOTES	
• Tallied a pair of points in his Oakland debut against Ohio St. (11/6/23)	

#15 POLK, Aundre

Opponent	Date	GS	MIN	Total		3-Pointers		Free throws		Rebounds				PF	A	TO	BLK	STL	PTS	AVG
				FG-FGA	PCT	3FG-3FGA	PCT	FT-FTA	PCT	OFF	DEF	TOT	AVG							
at Ohio St.	11/06/2023		03:58	0-0	.000	0-0	.000	2-2	1.000	0	0	0	0.0	5	0	0	0	0	2	2.0
at Illinois	11/10/2023		02:36	0-2	.000	0-0	.000	0-0	.000	0	0	0	0.0	1	0	1	0	0	0	1.0
Bowling Green	11/14/2023		03:33	1-2	.500	0-0	.000	0-0	.000	0	1	1	0.3	1	0	1	0	2	1.3	
vs LMU (CA)	11/20/2023		02:36	1-1	1.000	0-0	.000	0-0	.000	0	0	0	0.3	2	0	1	1	0	2	1.5
vs Marshall	11/21/2023		02:17	0-0	.000	0-0	.000	0-0	.000	0	0	0	0.2	0	0	0	0	0	0	1.2
at Xavier	11/27/2023		03:36	0-0	.000	0-0	.000	0-0	.000	1	0	1	0.3	0	0	0	0	0	0	1.0
at Detroit Mercy	11/29/2023		05:37	0-0	.000	0-0	.000	0-0	.000	0	1	1	0.4	0	0	2	0	0	0	0.9
Purdue Fort Wayne	12/02/2023		07:01	0-0	.000	0-0	.000	0-0	.000	1	1	2	0.6	2	0	0	0	0	0	0.8
at Eastern Mich.	12/08/2023		03:35	0-1	.000	0-0	.000	0-0	.000	1	0	1	0.7	0	0	0	0	0	0	0.7
at Dayton	12/20/2023		03:54	0-1	.000	0-0	.000	0-0	.000	0	1	1	0.7	0	0	0	0	0	0	0.6
Totals		0	38:43	2-7	.286	0-0	.000	2-2	1.000	3	4	7	0.7	11	0	4	2	0	6	0.6

Player Averages

Games Played	Minutes/game	Points/game	FG Pct	3FG Pct	FT Pct	Rebounds/game	Assists/game	Turnovers/game	Assist/Turnover ratio	Steals/game	Blocks/game
10	3.9	0.6	28.6	0.0	100.0	0.7	0.0	0.4	0.0	0.0	0.2

POLK, Aundre

SEASON	TEAM	GP-GS	MIN/AVG	Field Goals		3-Point		F-Throws		Rebounds				Scoring						
				FG-FGA	FG%	3FG-3FGA	3FG%	FT-FTA	FT%	OFF	DEF	TOT	AVG	PF-FO	A	TO	BLK	STL	PTS	AVG
2020-21	CMU	10-7	181/18.1	35-59	.593	1-8	.125	9-14	.643	18	28	46	4.6	27-1	4	9	8	2	80	8.0
2021-22	CMU	12-3	121/10.1	18-35	.514	0-0	.000	4-12	.333	8	15	23	1.9	31-2	4	11	2	2	40	3.3
2023-24	Oak	10-0	39/3.9	2-7	.286	0-0	.000	2-2	1.000	3	4	7	0.7	11-1	0	4	2	0	6	0.6
TOTAL FOR Oak		10-0	39/3.9	2-7	.286	0-0	.000	2-2	1.000	3	4	7	0.7	11-1	0	4	2	0	6	0.6
TOTAL		32-10	341/10.7	55-101	.545	1-8	.125	15-28	.536	29	47	76	2.4	69-4	8	24	12	4	126	3.9



GOLDEN GRIZZLIES VS KENTUCKY

21

TONE HUNTER



GUARD
5-11 // 148

JUNIOR // LAS VEGAS, NEV.

CAREER NOTES

Long Beach State (2022-23)
• Averaged 7.3 points along with 2.3 rebounds per game in 33 games

Garden City CC (2021-22)

- Freshman of the Year
- Second Team All Conference
- Two-Time National Player of the Week
- Led the team averaging 17.8 points per game

High School

- Four year letterwinner at Durango High School in Las Vegas

GAME-BY-GAME



2023-24 Oakland Men's Basketball
Individual Game-by-Game
All games

Page 13/14
as of Mar 16, 2024

CAREER HIGHS			
Points	18	at Hawaii	1/14/23
Rebounds	6	2x, last at UCSD	1/21/23
Assists	8	2x, last at YSU	12/31/23
Steals	6	vs. Oakland	11/25/22
Blocks	1	5 times	
FG Made	7	2x, last at UCSD	1/21/23
FG Att.	18	at UC San Diego	1/21/23
3-pt FG Made	2	2x, last at UC Davis	3/4/23
3-pt FG Att.	6	at UC Davis	3/4/23
FT Made	6	2x, last at CSU Bakers.	2/11/23
FT Attempts	7	2x, last at CSU Bakers.	2/11/23

SEASON HIGHS			
Points	8	at Ohio State	11/6/23
Rebounds	5	vs. Green Bay	1/6/24
Assists	8	at Youngstown State	12/31/23
Steals	2	2x, last vs. WSU	2/25/24
Blocks	1	vs. Milwaukee	3/12/24
FG Made	3	at Dayton	12/20/23
FG Att.	5	vs. Youngstown State	1/17/24
3-pt FG Made	1	3x, last at UDM	11/29/23
3-pt FG Att.	2	at Ohio State	11/6/23
FT Made	3	2x, last vs. Marshall	11/21/23
FT Attempts	4	4 times	

2023-24 SEASON NOTES

- Made his debut with Oakland against Ohio St. (11/6/23) and tallied eight points

#21 HUNTER, Tone

Opponent	Date	GS	MIN	Total		3-Pointers		Free throws		Rebounds				PF	A	TO	BLK	STL	PTS	AVG		
				FG-FGA	PCT	3FG-3FGA	PCT	FT-FTA	PCT	OFF	DEF	TOT	AVG									
at Ohio St.	11/06/2023		10:46	2-3	.667	1-2	.500	3-4	.750	0	0	0	0.0	1	1	2	0	0	8	8.0		
at Illinois	11/10/2023		11:37	1-1	1.000	0-0	.000	0-0	.000	0	0	0	0.0	1	0	1	0	1	2	5.0		
Bowling Green	11/14/2023		09:24	0-2	.000	0-1	.000	2-2	1.000	1	1	2	0.7	3	0	0	0	2	4.0			
vs Drake	11/19/2023		03:01	0-0	.000	0-0	.000	0-0	.000	0	0	0	0.5	3	0	1	0	0	0	3.0		
vs LMU (CA)	11/20/2023		15:31	1-1	1.000	0-0	.000	0-0	.000	0	1	1	0.6	1	1	0	0	0	2	2.8		
vs Marshall	11/21/2023		15:17	0-1	.000	0-1	.000	3-4	.750	1	2	3	1.0	3	2	1	0	2	3	2.8		
at Xavier	11/27/2023		08:45	2-2	1.000	1-1	1.000	0-0	.000	0	1	1	1.0	5	0	1	0	1	5	3.1		
at Detroit Mercy	11/29/2023		17:11	1-3	.333	1-1	1.000	0-0	.000	1	1	2	1.1	1	3	2	0	1	3	3.1		
Purdue Fort Wayne	12/02/2023		02:13	0-1	.000	0-1	.000	0-0	.000	0	0	0	1.0	1	0	1	0	0	0	2.8		
at Dayton	12/20/2023		10:29	3-4	.750	0-1	.000	0-1	.000	0	0	0	0.9	2	0	2	0	1	6	3.1		
at Cleveland St.	12/28/2023		06:36	0-1	.000	0-0	.000	1-2	.500	0	0	0	0.8	1	0	1	0	1	1	2.9		
at Youngstown St.	12/31/2023		21:29	0-1	.000	0-1	.000	2-4	.500	0	4	4	1.1	1	8	3	0	1	2	2.8		
Milwaukee	01/04/2024		13:32	2-2	1.000	0-0	.000	0-0	.000	0	1	1	1.1	1	3	2	0	1	4	2.9		
Green Bay	01/06/2024		27:36	1-2	.500	0-0	.000	0-0	.000	1	4	5	1.4	1	3	0	0	0	2	2.9		
Northern Ky.	01/10/2024		05:13	0-0	.000	0-0	.000	0-0	.000	0	3	3	1.5	1	1	2	0	0	0	2.7		
at IUPUI	01/13/2024		10:11	0-0	.000	0-0	.000	0-0	.000	1	0	1	1.4	2	3	1	0	1	0	2.5		
Youngstown St.	01/17/2024		23:10	2-5	.400	0-1	.000	2-2	1.000	0	4	4	1.6	0	2	0	0	1	6	2.7		
at Green Bay	01/25/2024		04:51	0-2	.000	0-1	.000	1-2	.500	0	2	2	1.6	0	0	1	0	1	1	2.6		
at Milwaukee	01/27/2024		04:24	0-1	.000	0-1	.000	0-0	.000	0	1	1	1.6	0	1	2	0	0	0	2.5		
Robert Morris	02/01/2024		04:14	0-1	.000	0-0	.000	0-0	.000	0	0	0	1.5	2	0	1	0	1	0	2.4		
Cleveland St.	02/03/2024		02:10	0-0	.000	0-0	.000	0-0	.000	0	0	0	1.4	0	0	0	0	0	0	2.2		
at Wright St.	02/10/2024		09:23	0-0	.000	0-0	.000	2-2	1.000	1	1	2	1.5	4	3	1	0	1	2	2.2		
at Robert Morris	02/22/2024		09:48	0-0	.000	0-0	.000	0-0	.000	0	1	1	1.4	2	1	2	0	1	0	2.1		
Wright St.	02/25/2024		06:20	0-1	.000	0-0	.000	0-0	.000	0	0	0	1.4	1	1	1	0	2	0	2.0		
Detroit Mercy	03/02/2024		03:57	0-1	.000	0-0	.000	0-0	.000	0	0	0	1.3	1	4	0	0	0	0	2.0		
Purdue Fort Wayne	03/07/2024		08:12	0-2	.000	0-0	.000	2-3	.667	0	0	0	1.3	1	3	0	0	0	2	2.0		
vs Cleveland St.	03/11/2024		08:23	1-2	.500	0-0	.000	2-4	.500	0	1	1	1.3	1	6	0	0	1	4	2.0		
vs Milwaukee	03/12/2024		07:39	0-1	.000	0-0	.000	0-0	.000	0	2	2	1.3	2	0	1	1	0	0	2.0		
Totals				0	281:23	16-40	.400	3-12	.250	20-30	.667	6	30	36	1.3	42	46	29	1	18	55	2.0

Player Averages

Games Played	Minutes/game	Points/game	FG Pct	3FG Pct	FT Pct	Rebounds/game	Assists/game	Turnovers/game	Assist/Turnover ratio	Steals/game	Blocks/game
28	10.0	2.0	40.0	25.0	66.7	1.3	1.6	1.0	1.6	0.6	0.0

HUNTER, Tone

SEASON	TEAM	GP-GS	MIN/AVG	Field Goals		3-Point		F-Throws		Rebounds				PF-FO	A	TO	BLK	STL	PTS	AVG
				FG-FGA	FG%	3FG-3FGA	3FG%	FT-FTA	FT%	OFF	DEF	TOT	AVG							
2022-23	LBSU	33-12	762/23.1	86-219	.393	14-64	.219	55-78	.705	14	62	76	2.3	71-2	88	102	4	37	241	7.3
2023-24	Oak	28-0	281/10.0	16-40	.400	3-12	.250	20-30	.667	6	30	36	1.3	42-1	46	29	1	18	55	2.0
TOTAL FOR Oak		28-0	281/10.0	16-40	.400	3-12	.250	20-30	.667	6	30	36	1.3	42-1	46	29	1	18	55	2.0
TOTAL		61-12	1044/17.1	102-259	.394	17-76	.224	75-108	.694	20	92	112	1.8	113-3	134	131	5	55	296	4.9



24

ZAVIER BANKS



FRESHMAN // PLEASANT RIDGE, MICH.

CAREER NOTES

High School:

- All League All Catholic at U of D Jesuit
- Three-time champion in the Catholic League Champs District
- Competed on the Detroit Unified AAU team
- Averaged 15.7 points and 7.8 rebounds

FORWARD
6-5 // 195

GAME-BY-GAME

CAREER HIGHS

Points	-	-	-
Rebounds	-	-	-
Assists	-	-	-
Steals	-	-	-
Blocks	-	-	-
FG Made	-	-	-
FG Att.	-	-	-
3-pt FG Made	-	-	-
3-pt FG Att.	-	-	-
FT Made	-	-	-
FT Attempts	-	-	-

SEASON HIGHS

Points	-	-	-
Rebounds	-	-	-
Assists	-	-	-
Steals	-	-	-
Blocks	-	-	-
FG Made	-	-	-
FG Att.	-	-	-
3-pt FG Made	-	-	-
3-pt FG Att.	-	-	-
FT Made	-	-	-
FT Attempts	-	-	-

2023-24 SEASON NOTES



GOLDEN GRIZZLIES VS KENTUCKY

25

COOPER CRAGGS

R-FRESHMAN // NORTHVILLE, MICH.

CAREER NOTES

- Oakland (2022-23)
- Red-shirted the 2022-23 season

High School

- Voted All-Catholic League Honors during his sophomore and junior seasons
- Averaged 16 points and eight rebounds per game while shooting 50% from the field in his senior season at Catholic Central
- First Catholic Central basketball player to earn a Division I scholarship since 2004



FORWARD
6-5 // 222

CAREER HIGHS		
Points	2	at Dayton 12/20/23
Rebounds	2	at Cleveland State 12/28/23
Assists	1	at Dayton 12/20/23
Steals	-	-
Blocks	-	-
FG Made	1	at Dayton 12/20/23
FG Att.	2	at Dayton 12/20/23
3-pt FG Made	1	at Dayton 12/20/23
3-pt FG Att.	-	-
FT Made	-	-
FT Attempts	-	-

SEASON HIGHS		
Points	2	at Dayton 12/20/23
Rebounds	2	at Cleveland State 12/28/23
Assists	1	at Dayton 12/20/23
Steals	-	-
Blocks	-	-
FG Made	1	at Dayton 12/20/23
FG Att.	2	at Dayton 12/20/23
3-pt FG Made	1	at Dayton 12/20/23
3-pt FG Att.	-	-
FT Made	-	-
FT Attempts	-	-

2023-24 SEASON NOTES

- Made his NCAA debut against Michigan State (12/18/23)
- Recorded his first collegiate points against Dayton (12/20/23)

GAME-BY-GAME



2023-24 Oakland Men's Basketball
Individual Game-by-Game
All games

Page 14/14
as of Mar 16, 2024

#25 CRAGGS, Cooper

Opponent	Date	GS	MIN	Total		3-Pointers		Free throws		Rebounds				PF	A	TO	BLK	STL	PTS	AVG
				FG-FGA	PCT	3FG-3FGA	PCT	FT-FTA	PCT	OFF	DEF	TOT	AVG							
at Michigan St.	12/18/2023		01:42	0-0	.000	0-0	.000	0-0	.000	0	0	0	0.0	0	0	0	0	0	0.0	
at Dayton	12/20/2023		04:34	1-2	.500	0-1	.000	0-0	.000	1	0	1	0.5	0	1	0	0	2	1.0	
at Cleveland St.	12/28/2023		02:40	0-0	.000	0-0	.000	0-0	.000	0	2	2	1.0	0	0	1	0	0	0.7	
Totals		0	08:56	1-2	.500	0-1	.000	0-0	.000	1	2	3	1.0	0	1	1	0	2	0.7	

Player Averages

Games Played	Minutes/game	Points/game	FG Pct	3FG Pct	FT Pct	Rebounds/game	Assists/game	Turnovers/game	Assist/Turnover ratio	Steals/game	Blocks/game
3	3.0	0.7	50.0	0.0	0.0	1.0	0.3	0.3	1.0	0.0	0.0

CRAGGS, Cooper

		Field Goals		3-Point		F-Throws		Rebounds				Scoring								
SEASON	TEAM	GP-GS	MIN/AVG	FG-FGA	FG%	3FG-3FGA	3FG%	FT-FTA	FT%	OFF	DEF	TOT	AVG	PF-FO	A	TO	BLK	STL	PTS	AVG
2023-24	Oak	3-0	9/3.0	1-2	.500	0-1	.000	0-0	.000	1	2	3	1.0	0-0	1	1	0	0	2	0.7
TOTAL		3-0	9/3.0	1-2	.500	0-1	.000	0-0	.000	1	2	3	1.0	0-0	1	1	0	0	2	0.7



2023-24 TEAM STATISTICS



2023-24 Oakland Men's Basketball
Overall Team Statistics
 All games

Page 1/1
 as of Mar 16, 2024

Team Statistics

	OAK	OPP
Scoring	2598	2479
Points per game	76.4	72.9
Scoring margin	+3.5	-
Field goals-att	915-2035	896-2050
Field goal pct	.450	.437
3 point fg-att	291-829	283-835
3-point FG pct	.351	.339
3-pt FG made per game	8.6	8.3
Free throws-att	477-629	404-550
Free throw pct	.758	.735
F-Throws made per game	14.0	11.9
Rebounds	1218	1163
Rebounds per game	35.8	34.2
Rebounding margin	+1.6	-
Assists	493	559
Assists per game	14.5	16.4
Turnovers	382	384
Turnovers per game	11.2	11.3
Turnover margin	+0.1	-
Assist/turnover ratio	1.3	1.5
Steals	228	209
Steals per game	6.7	6.1
Blocks	96	97
Blocks per game	2.8	2.9
Winning streak	4	-
Home win streak	2	-
Attendance	33613	88190
Home games-Avg/Game	13-2586	16-5512
Neutral site-Avg/Game	-	5-766

Score by Periods

Team	1st	2nd	OT	TOT
Oakland	1188	1366	44	2598
Opponents	1099	1335	45	2479



GOLDEN GRIZZLIES VS KENTUCKY

2023-24 COMBINED STATS



2023-24 Oakland Men's Basketball Combined Team Statistics All games

Page 1/1
as of Mar 16, 2024

Game Records

Record	Overall	Home	Away	Neutral
ALL GAMES	23-11	10-3	9-7	4-1
CONFERENCE	15-5	8-2	7-3	0-0
NON-CONFERENCE	8-6	2-1	2-4	4-1

Score by Periods

Team	1st	2nd	OT	TOT
Oakland	1188	1366	44	2598
Opponents	1099	1335	45	2479

Team Box Score

No.	Player				Total		3-Point		F-Throw		Rebounds				PF DQ		A TO BLK STL				PTS		AVG
		GP-GS	MIN	AVG	FG-FGA	FG%	3FG-3FGA	3FG%	FT-FTA	FT%	OFF	DEF	TOT	AVG	PF	DQ	A	TO	BLK	STL	PTS	AVG	
4	TOWNSEND, Trey	34-34	1225:47	36.1	203-444	.457	9-26	.346	159-200	.795	70	196	266	7.8	42	0	106	89	11	45	574	16.9	
11	LAMPMAN, Blake	26-24	906:52	34.9	109-282	.387	83-225	.369	42-44	.955	19	65	84	3.2	46	0	79	44	18	30	343	13.2	
3	GOHLKE, Jack	34-15	1054:55	31.0	125-335	.373	121-327	.370	45-57	.789	12	126	138	4.1	42	0	38	19	3	24	416	12.2	
2	CONWAY, Chris	33-33	869:05	26.3	136-250	.544	2-12	.167	58-77	.753	41	95	136	4.1	77	4	41	28	22	17	332	10.1	
10	COLE, DQ	34-19	754:00	22.2	113-234	.483	43-122	.352	28-45	.622	33	103	136	4.0	69	3	70	51	8	28	297	8.7	
0	WATTS, Rocket	31-13	531:29	17.1	86-209	.411	17-67	.254	54-65	.831	11	42	53	1.7	34	0	46	44	1	21	243	7.8	
7	JONES, Isaiah	31-27	622:19	20.1	59-103	.573	4-17	.235	41-55	.745	58	81	139	4.5	71	1	50	34	6	28	163	5.3	
12	NAIVALURUA, Tuburu	33-1	429:13	13.0	47-92	.511	1-1	1.000	21-40	.525	55	57	112	3.4	58	1	9	13	23	15	116	3.5	
21	HUNTER, Tone	28-0	281:23	10.0	16-40	.400	3-12	.250	20-30	.667	6	30	36	1.3	42	1	46	29	1	18	55	2.0	
1	ROGERS, Michael	8-0	25:48	3.2	4-7	.571	0-0	.000	4-8	.500	0	3	3	0.4	1	0	1	4	0	0	12	1.5	
13	PRICE, Osei	29-4	147:24	5.1	14-30	.467	8-19	.421	3-6	.500	6	14	20	0.7	20	0	6	9	1	2	39	1.3	
25	CRAGGS, Cooper	3-0	08:56	3.0	1-2	.500	0-1	.000	0-0	.000	1	2	3	1.0	0	0	1	1	0	0	2	0.7	
15	POLK, Aundre	10-0	38:43	3.9	2-7	.286	0-0	.000	2-2	1.000	3	4	7	0.7	11	1	0	4	2	0	6	0.6	
5	SOLOMON, Evan	3-0	04:03	1.4	0-0	.000	0-0	.000	0-0	.000	0	0	0	0.0	0	0	0	0	0	0	0	0.0	
Team											43	42	85				13						
Total		34	6900		915-2035	.450	291-829	.351	477-629	.758	358	860	1218	35.8	513	11	493	382	96	228	2598	76.4	
Opponents		34	6900		896-2050	.437	283-835	.339	404-550	.735	348	815	1163	34.2	559	10	559	384	97	209	2479	72.9	

Team Statistics

	OAK	OPP
Scoring	2598	2479
Points per game	76.4	72.9
Scoring margin	+3.5	-
Field goals-att	915-2035	896-2050
Field goal pct	.450	.437
3 point fg-att	291-829	283-835
3-point FG pct	.351	.339
3-pt FG made per game	8.6	8.3
Free throws-att	477-629	404-550
Free throw pct	.758	.735
F-Throws made per game	14.0	11.9
Rebounds	1218	1163
Rebounds per game	35.8	34.2
Rebounding margin	+1.6	-
Assists	493	559
Assists per game	14.5	16.4
Turnovers	382	384
Turnovers per game	11.2	11.3
Turnover margin	+0.1	-
Assist/turnover ratio	1.3	1.5
Steals	228	209
Steals per game	6.7	6.1
Blocks	96	97
Blocks per game	2.8	2.9
Winning streak	4	-
Home win streak	2	-
Attendance	33613	88190
Home games-Avg/Game	13-2586	16-5512
Neutral site-Avg/Game	-	5-766

Team Results

Date	Opponent	Score	Att.
11/06/2023	at Ohio St.	L 73-79	9244
11/10/2023	at Illinois	L 53-64	15544
11/14/2023	Bowling Green	W 81-62	2384
11/19/2023	vs Drake	L 77-85	1100
11/20/2023	vs LMU (CA)	W 74-69	1200
11/21/2023	vs Marshall	W 78-71	1531
11/27/2023	at Xavier	W 78-76	10199
11/29/2023	at Detroit Mercy	W 65-50	1211
12/02/2023	Purdue Fort Wayne	L 77-98	2439
12/06/2023	Toledo	L 68-69	2893
12/08/2023	at Eastern Mich.	W 77-63	1796
12/18/2023	at Michigan St.	L 62-79	14797
12/20/2023	at Dayton	L 67-91	13407
12/28/2023	at Cleveland St.	L 67-75	1397
12/31/2023	at Youngstown St.	W 88-81	2456
01/04/2024	Milwaukee	W 100-95	2248
01/06/2024	Green Bay	W 79-73	3143
01/10/2024	Northern Ky.	Wot 70-65	2683
01/13/2024	at IUPUI	W 88-66	809
01/17/2024	Youngstown St.	W 70-67	2471
01/25/2024	at Green Bay	L 59-69	3513
01/27/2024	at Milwaukee	Wot2 91-87	2729
02/01/2024	Robert Morris	W 87-72	2752
02/03/2024	Cleveland St.	W 83-71	2931
02/08/2024	at Northern Ky.	Lot 89-99	2702
02/10/2024	at Wright St.	W 74-60	5860
02/14/2024	at Purdue Fort Wayne	W 71-63	1604
02/17/2024	IUPUI	W 107-59	2941
02/22/2024	at Robert Morris	W 63-43	922
02/25/2024	Wright St.	L 75-96	3007
03/02/2024	Detroit Mercy	W 75-70	0
03/07/2024	Purdue Fort Wayne	W 75-65	3721
03/11/2024	vs Cleveland St.	W 74-71	0
03/12/2024	vs Milwaukee	W 83-76	0

GOLDEN GRIZZLIES VS KENTUCKY



2023-24 #HLMBB STATS



2023-24 Oakland Men's Basketball Combined Team Statistics In Conference games

Page 1/1
as of Mar 16, 2024

Game Records

Record	Overall	Home	Away	Neutral
ALL GAMES	15-5	8-2	7-3	0-0
CONFERENCE	15-5	8-2	7-3	0-0
NON-CONFERENCE	0-0	0-0	0-0	0-0

Score by Periods

Team	1st	2nd	OT	TOT
Oakland	702	832	44	1578
Opponents	629	785	45	1459

Team Box Score

No.	Player				Total			3-Point			F-Throw		Rebounds									
		GP-GS	MIN	AVG	FG-FGA	FG%	3FG-3FGA	3FG%	FT-FTA	FT%	OFF	DEF	TOT	AVG	PF	DQ	A	TO	BLK	STL	PTS	AVG
4	TOWNSEND, Trey	20-20	725:20	36.3	112-241	.465	4-15	.267	96-119	.807	40	116	156	7.8	23	0	58	47	7	24	324	16.2
11	LAMPMAN, Blake	17-17	612:10	36.0	84-198	.424	64-161	.398	33-34	.971	10	42	52	3.1	33	0	60	38	7	18	265	15.6
3	GOHLKE, Jack	20-4	559:50	28.0	70-176	.398	68-172	.395	32-42	.762	5	67	72	3.6	17	0	23	9	1	12	240	12.0
2	CONWAY, Chris	19-19	506:42	26.7	80-149	.537	1-5	.200	40-51	.784	26	51	77	4.1	37	1	27	19	11	10	201	10.6
10	COLE, DQ	20-16	455:35	22.8	72-151	.477	26-77	.338	22-35	.629	25	70	95	4.8	40	2	46	28	4	14	192	9.6
0	WATTS, Rocket	19-3	286:57	15.1	42-114	.368	8-31	.258	30-34	.882	7	23	30	1.6	19	0	27	26	1	9	122	6.4
7	JONES, Isaiah	20-19	368:14	18.4	33-61	.541	0-8	.000	35-45	.778	36	46	82	4.1	41	0	29	23	4	18	101	5.1
12	NAIVALURUA, Tuburu	20-1	277:51	13.9	31-58	.534	0-0	.000	12-24	.500	38	36	74	3.7	38	1	7	9	16	10	74	3.7
13	PRICE, Osei	16-1	94:05	5.9	10-21	.476	6-15	.400	2-4	.500	3	10	13	0.8	13	0	4	5	1	0	28	1.8
1	ROGERS, Michael	6-0	22:35	3.8	4-7	.571	0-0	.000	2-4	.500	0	2	2	0.3	1	0	1	4	0	0	10	1.7
21	HUNTER, Tone	17-0	172:18	10.1	6-21	.286	1-6	.167	8-12	.667	4	22	26	1.5	19	0	33	20	0	12	21	1.2
25	CRAGGS, Cooper	1-0	02:40	2.7	0-0	.000	0-0	.000	0-0	.000	0	2	2	2.0	0	0	0	1	0	0	0	0.0
5	SOLOMON, Evan	2-0	03:03	1.5	0-0	.000	0-0	.000	0-0	.000	0	0	0	0.0	0	0	0	0	0	0	0	0.0
15	POLK, Aundre	2-0	12:38	6.3	0-0	.000	0-0	.000	0-0	.000	1	2	3	1.5	2	0	0	2	0	0	0	0.0
Team											25	29	54				5					
Total		20	4100		544-1197	.454	178-490	.363	312-404	.772	220	518	738	36.9	283	4	315	236	52	127	1578	78.9
Opponents		20	4100		536-1226	.437	174-494	.352	213-296	.720	207	463	670	33.5	341	6	324	233	55	139	1459	73.0

Team Statistics

	OAK	OPP
Scoring	1578	1459
Points per game	78.9	73.0
Scoring margin	+6.0	-
Field goals-att	544-1197	536-1226
Field goal pct	.454	.437
3 point fg-att	178-490	174-494
3-point FG pct	.363	.352
3-pt FG made per game	8.9	8.7
Free throws-att	312-404	213-296
Free throw pct	.772	.720
F-Throws made per game	15.6	10.7
Rebounds	738	670
Rebounds per game	36.9	33.5
Rebounding margin	+3.4	-
Assists	315	324
Assists per game	15.8	16.2
Turnovers	236	233
Turnovers per game	11.8	11.7
Turnover margin	-0.2	-
Assist/turnover ratio	1.3	1.4
Steals	127	139
Steals per game	6.4	7.0
Blocks	52	55
Blocks per game	2.6	2.8
Winning streak	1	-
Home win streak	1	-
Attendance	24615	23203
Home games-Avg/Game	10-2462	10-2320
Neutral site-Avg/Game	-	0-0

Team Results

Date	Opponent		Score	Att.
11/29/2023	at Detroit Mercy	W	65-50	1211
12/02/2023	Purdue Fort Wayne	L	77-98	2439
12/28/2023	at Cleveland St.	L	67-75	1397
12/31/2023	at Youngstown St.	W	88-81	2456
01/04/2024	Milwaukee	W	100-95	2248
01/06/2024	Green Bay	W	79-73	3143
01/10/2024	Northern Ky.	Wot	70-65	2683
01/13/2024	at IUPUI	W	88-66	809
01/17/2024	Youngstown St.	W	70-67	2471
01/25/2024	at Green Bay	L	59-69	3513
01/27/2024	at Milwaukee	Wot2	91-87	2729
02/01/2024	Robert Morris	W	87-72	2752
02/03/2024	Cleveland St.	W	83-71	2931
02/08/2024	at Northern Ky.	Lot	89-99	2702
02/10/2024	at Wright St.	W	74-60	5860
02/14/2024	at Purdue Fort Wayne	W	71-63	1604
02/17/2024	IUPUI	W	107-59	2941
02/22/2024	at Robert Morris	W	63-43	922
02/25/2024	Wright St.	L	75-96	3007
03/02/2024	Detroit Mercy	W	75-70	0



GOLDEN GRIZZLIES VS KENTUCKY

Oakland (0-1,0-0 Horizon) -vs- Ohio St. (1-0,0-0 Big Ten)
11/06/23 at Value City Arena, Columbus, OH

Date: 11/06/23
Time: 7:00 PM
Attendance: 9,244
Site: Value City Arena, Columbus, OH
Referees: Alfred Smith, Chris Beaver, Paul Szelc

Score By Period	1	2	Total
Oakland	35	38	73
Ohio St.	34	45	79

Oakland 73

#	Player	GS	MIN	FG	3PT	FT	ORB-DRB	REB	PF	A	TO	BLK	STL	PTS
03	Gohlke,Jack	*	36	6-18	6-18	0-0	0-2	2	3	0	0	0	1	18
04	Townsend,Trey	*	38	7-16	1-2	2-2	4-5	9	3	4	4	0	0	17
11	Lampman,Blake	*	39	5-9	4-7	0-0	0-2	2	3	0	0	0	0	14
02	Conway,Chris	*	14	1-2	0-0	3-4	0-2	2	5	1	0	0	0	5
00	Watts,Rocket	*	19	0-5	0-2	0-0	0-0	0	3	3	0	0	1	0
10	Cole,DQ		15	3-6	2-4	0-0	2-2	4	2	0	2	0	2	8
21	Hunter,Tone		11	2-3	1-2	3-4	0-0	0	1	1	2	0	0	8
15	Polk,Aundre		4	0-0	0-0	2-2	0-0	0	5	0	0	0	0	2
07	Jones,Isaiah		23	0-2	0-0	1-3	3-2	5	4	3	1	0	1	1
13	Price,Osei		1	0-0	0-0	0-0	0-0	0	0	0	0	0	0	0
TM	TEAM		0	0-0	0-0	0-0	2-4	6	0	0	0	0	0	0
Totals		-	200	24-61	14-35	11-15	11-19	30	29	12	9	0	5	73

Team Summary	FG	3PT	FT
First Half	11-25 44.00 %	6-12 50.00 %	7-8 87.50 %
Second Half	13-36 36.11 %	8-23 34.78 %	4-7 57.14 %
Total	24-61 39.3 %	14-35 40.0 %	11-15 73.3 %

Technical Fouls: none Second Chance Points: 13 Scores Tied: 2 times(s) Points in the Paint: 10 Fast Break Points: 0
Lead Changed: 3 times(s) Points off Turnovers: 9 Bench Points: 19 Largest Lead: 0 0

Ohio St. 79

#	Player	GS	MIN	FG	3PT	FT	ORB-DRB	REB	PF	A	TO	BLK	STL	PTS
02	Thornton,Bruce	*	34	3-11	3-7	8-8	0-1	1	0	2	1	0	1	17
01	Gayle Jr.,Roddy	*	30	6-11	0-4	5-7	1-6	7	1	5	3	0	0	17
10	Battle,Jamison	*	32	3-8	2-7	1-1	1-6	7	2	2	2	1	0	9
34	Okpara,Felix	*	13	3-4	0-0	0-0	0-1	1	4	1	2	1	0	6
12	Mahaffey,Evan	*	14	0-0	0-0	0-0	1-2	3	4	1	2	0	1	0
23	Key,Zed		27	5-7	0-0	7-9	3-5	8	4	0	1	0	0	17
00	Middleton,Scotty		28	4-7	2-4	3-4	5-3	8	0	1	1	0	1	13
04	Bonner,Dale		16	0-4	0-3	0-0	0-3	3	2	2	1	0	1	0
21	Royal,Devin		6	0-0	0-0	0-1	0-2	2	0	0	0	1	0	0
TM	TEAM		0	0-0	0-0	0-0	2-0	2	0	0	0	0	0	0
Totals		-	200	24-52	7-25	24-30	13-29	42	17	14	13	3	4	79

Team Summary	FG	3PT	FT
First Half	11-28 39.29 %	3-15 20.00 %	9-12 75.00 %
Second Half	13-24 54.17 %	4-10 40.00 %	15-18 83.33 %
Total	24-52 46.2 %	7-25 28.0 %	24-30 80.0 %

Technical Fouls: none Second Chance Points: 16 Scores Tied: 2 times(s) Points in the Paint: 30 Fast Break Points: 8
Lead Changed: 3 times(s) Points off Turnovers: 10 Bench Points: 30 Largest Lead: 0 0

GOLDEN GRIZZLIES VS KENTUCKY



Oakland (0-2,0-0 Horizon) -vs- Illinois (2-0,0-0 Big Ten)
11/10/23 at State Farm Center, Champaign, IL

Date: 11/10/23
Time: 7:00 PM
Attendance: 15,544
Site: State Farm Center, Champaign, IL
Referees: Anthony Burris, Bill Ek, Earl Walton

Score By Period	1	2	Total
Oakland	27	26	53
Illinois	28	36	64

Oakland 53

#	Player	GS	MIN	FG	3PT	FT	ORB-DRB	REB	PF	A	TO	BLK	STL	PTS
04	Townsend,Trey	*	36	7-18	0-1	5-5	0-10	10	3	0	3	0	3	19
02	Conway,Chris	*	26	4-7	0-0	1-2	1-3	4	3	0	0	0	1	9
11	Lampman,Blake	*	33	3-11	2-8	0-0	0-1	1	2	2	0	0	1	8
03	Gohlke,Jack	*	37	2-6	2-6	0-0	1-3	4	0	2	1	0	1	6
00	Watts,Rocket	*	5	0-1	0-1	0-0	0-1	1	1	0	1	0	0	0
12	Naivalurua,Tuburu		11	2-3	0-0	0-2	2-2	4	2	0	0	0	0	4
10	Cole,DQ		16	1-4	1-3	0-0	0-1	1	1	0	0	1	0	3
07	Jones,Isaiah		17	1-2	0-1	0-0	2-3	5	2	0	0	0	0	2
21	Hunter,Tone		12	1-1	0-0	0-0	0-0	0	1	0	1	0	1	2
13	Price,Osei		4	0-1	0-0	0-0	1-0	1	0	0	0	0	0	0
15	Polk,Aundre		3	0-2	0-0	0-0	0-0	0	1	0	1	0	0	0
TM	TEAM		0	0-0	0-0	0-0	1-0	1	0	0	3	0	0	0
Totals		-	200	21-56	5-20	6-9	8-24	32	16	4	10	1	7	53

Team Summary	FG	3PT	FT
First Half	11-31 35.48 %	3-12 25.00 %	2-3 66.67 %
Second Half	10-25 40.00 %	2-8 25.00 %	4-6 66.67 %
Total	21-56 37.5 %	5-20 25.0 %	6-9 66.7 %

Technical Fouls: none **Second Chance Points:** 3 **Scores Tied:** 7 times(s) **Points in the Paint:** 28 **Fast Break Points:** 7
Lead Changed: 11 times(s) **Points off Turnovers:** 13 **Bench Points:** 11 **Largest Lead:** 0 0

Illinois 64

#	Player	GS	MIN	FG	3PT	FT	ORB-DRB	REB	PF	A	TO	BLK	STL	PTS
00	Shannon Jr.,Terrence	*	37	5-12	2-6	3-5	1-1	2	1	5	2	0	3	15
13	Guerrier,Quincy	*	28	5-9	1-3	2-3	2-8	10	1	1	0	1	0	13
20	Rodgers,Ty	*	25	5-8	0-0	0-1	1-1	2	2	1	1	0	0	10
33	Hawkins,Coleman	*	28	3-5	0-0	2-2	3-5	8	2	5	2	0	0	8
03	Domask,Marcus	*	27	3-7	1-4	0-0	0-0	0	0	1	3	0	0	7
42	Dainja,Dain		19	5-8	0-0	0-3	0-7	7	1	0	0	1	0	10
04	Harmon,Justin		6	0-1	0-0	1-2	0-0	0	0	0	0	0	0	1
10	Goode,Luke		18	0-2	0-2	0-0	0-2	2	1	0	1	0	0	0
02	Gibbs-Lawhorn,Dra		12	0-3	0-1	0-0	1-1	2	0	0	0	0	0	0
TM	TEAM		0	0-0	0-0	0-0	1-2	3	0	0	0	0	0	0
Totals		-	200	26-55	4-16	8-16	9-27	36	8	13	9	2	3	64

Team Summary	FG	3PT	FT
First Half	12-29 41.38 %	0-6 0.00 %	4-10 40.00 %
Second Half	14-26 53.85 %	4-10 40.00 %	4-6 66.67 %
Total	26-55 47.3 %	4-16 25.0 %	8-16 50.0 %

Technical Fouls: none **Second Chance Points:** 15 **Scores Tied:** 7 times(s) **Points in the Paint:** 44 **Fast Break Points:** 6
Lead Changed: 11 times(s) **Points off Turnovers:** 10 **Bench Points:** 11 **Largest Lead:** 0 0



GOLDEN GRIZZLIES VS KENTUCKY

Bowling Green (2-1,0-0 MAC) -vs- Oakland (1-2,0-0 Horizon)
11/14/23 at Athletics Center O'Rena , Rochester, MI

Date: 11/14/23
Time: 7:00 PM
Attendance: 2,384
Site: Athletics Center O'Rena , Rochester, MI
Referees: Michael Griffith, Mason Siler, Steve McJunkins

Score By Period	1	2	Total
Bowling Green	28	34	62
Oakland	38	43	81

Bowling Green 62

#	Player	GS	MIN	FG	3PT	FT	ORB-DRB	REB	PF	A	TO	BLK	STL	PTS
07	Spurgin,Jason	*	26	7-12	0-1	3-5	3-7	10	5	0	2	0	0	17
12	Agee,Rashaun	*	31	3-6	0-0	2-4	2-4	6	1	2	3	2	1	8
03	Humphrey,DaJion	*	26	3-8	2-4	0-0	0-0	0	2	2	1	0	0	8
00	Hill,Marcus	*	34	2-9	0-3	2-3	0-3	3	3	3	6	0	1	6
05	Phillip,Da'Shawn	*	19	0-4	0-2	0-0	0-1	1	1	1	2	0	2	0
14	Towns,Sam		21	5-6	0-0	0-2	3-6	9	4	1	2	1	0	10
02	Smith,D.J.		21	3-6	2-5	0-0	0-1	1	1	0	1	0	0	8
04	Edwards,PJ		19	2-6	1-4	0-0	0-2	2	1	1	0	0	0	5
10	McComb III,Anthony		1	0-0	0-0	0-0	0-0	0	0	0	0	0	0	0
13	Greer,EJay		1	0-0	0-0	0-0	0-0	0	2	0	0	0	0	0
17	Zaher,JZ		1	0-0	0-0	0-0	0-0	0	0	0	0	0	0	0
08	Spurgin,Greg		0+	0-1	0-1	0-0	0-0	0	0	0	0	0	0	0
TM	TEAM		0	0-0	0-0	0-0	0-0	0	0	0	1	0	0	0
Totals		-	200	25-58	5-20	7-14	8-24	32	20	10	18	3	4	62

Team Summary	FG	3PT	FT
First Half	13-30 43.33 %	1-6 16.67 %	1-4 25.00 %
Second Half	12-28 42.86 %	4-14 28.57 %	6-10 60.00 %
Total	25-58 43.1 %	5-20 25.0 %	7-14 50.0 %

Technical Fouls: (1) TEAM Second Chance Points: 10 Scores Tied: 2 times(s) Points in the Paint: 38 Fast Break Points: 2
Lead Changed: 0 times(s) Points off Turnovers: 11 Bench Points: 23 Largest Lead: 0 0

Oakland 81

#	Player	GS	MIN	FG	3PT	FT	ORB-DRB	REB	PF	A	TO	BLK	STL	PTS
04	Townsend,Trey	*	34	8-16	0-1	4-5	1-3	4	1	4	2	0	3	20
03	Gohlke,Jack	*	38	3-12	3-12	5-5	1-6	7	2	1	2	1	2	14
00	Watts,Rocket	*	26	3-6	0-0	4-6	0-4	4	2	3	3	0	2	10
02	Conway,Chris	*	19	4-6	0-0	1-2	1-2	3	1	0	1	1	1	9
07	Jones,Isaiah	*	19	3-4	0-0	0-1	0-3	3	2	2	1	0	1	6
10	Cole,DQ		29	4-5	4-4	0-1	0-1	1	0	0	1	0	3	12
12	Naivalurua,Tuburu		17	2-4	0-0	0-1	3-0	3	4	0	1	0	2	4
21	Hunter,Tone		9	0-2	0-1	2-2	1-1	2	3	0	0	0	0	2
15	Polk,Aundre		3	1-2	0-0	0-0	0-1	1	1	0	0	1	0	2
01	Rogers,Michael		1	0-0	0-0	2-4	0-1	1	0	0	0	0	0	2
13	Price,Osei		4	0-0	0-0	0-0	0-0	0	0	0	0	0	0	0
05	Solomon,Evan		1	0-0	0-0	0-0	0-0	0	0	0	0	0	0	0
TM	TEAM		0	0-0	0-0	0-0	0-0	0	0	0	2	0	0	0
Totals		-	200	28-57	7-18	18-27	7-22	29	16	10	13	3	14	81

Team Summary	FG	3PT	FT
First Half	14-30 46.67 %	3-7 42.86 %	7-8 87.50 %
Second Half	14-27 51.85 %	4-11 36.36 %	11-19 57.89 %
Total	28-57 49.1 %	7-18 38.9 %	18-27 66.7 %

Technical Fouls: none Second Chance Points: 12 Scores Tied: 2 times(s) Points in the Paint: 36 Fast Break Points: 11
Lead Changed: 0 times(s) Points off Turnovers: 27 Bench Points: 22 Largest Lead: 0 0

GOLDEN GRIZZLIES VS KENTUCKY



Oakland (1-3,0-0 Horizon) -vs- Drake (3-0,0-0 MVC)
11/19/23 at John Gray Gymnasium, George Town, Cayman Islands, Cayman Islands

Date: 11/19/23
Time: 11:00 AM
Site: John Gray Gymnasium, George Town, Cayman Islands, Cayman Islands
Referees: Michael Luckie, Doug Shows, John Gaffney

Score By Period	1	2	Total
Oakland	36	41	77
Drake	37	48	85

Oakland 77

#	Player	GS	MIN	FG	3PT	FT	ORB-DRB	REB	PF	A	TO	BLK	STL	PTS
00	Watts,Rocket	*	36	8-16	3-8	4-6	0-2	2	3	1	3	0	1	23
02	Conway,Chris	*	23	6-10	0-2	0-1	4-2	6	2	0	1	0	0	12
04	Townsend,Trey	*	37	4-10	0-0	3-3	1-8	9	0	5	4	0	2	11
03	Gohlke,Jack	*	38	3-8	3-8	0-0	0-9	9	1	0	1	0	0	9
07	Jones,Isaiah	*	16	3-3	0-0	0-0	1-4	5	3	4	4	0	2	6
12	Naivalurua,Tuburu		16	4-5	0-0	3-5	0-1	1	1	0	0	0	0	11
10	Cole,DQ		29	2-6	1-5	0-0	0-5	5	1	1	2	1	0	5
21	Hunter,Tone		3	0-0	0-0	0-0	0-0	0	3	0	1	0	0	0
13	Price,Osei		2	0-0	0-0	0-0	0-0	0	0	0	1	0	0	0
TM	TEAM		0	0-0	0-0	0-0	1-0	1	0	0	1	0	0	0
Totals		-	200	30-58	7-23	10-15	7-31	38	14	11	18	1	5	77

Team Summary	FG	3PT	FT
First Half	12-25 48.00 %	5-12 41.67 %	7-9 77.78 %
Second Half	18-33 54.55 %	2-11 18.18 %	3-6 50.00 %
Total	30-58 51.7 %	7-23 30.4 %	10-15 66.7 %

Technical Fouls: none **Second Chance Points:** 7 **Scores Tied:** 10 times(s) **Points in the Paint:** 42 **Fast Break Points:** 14
Lead Changed: 17 times(s) **Points off Turnovers:** 10 **Bench Points:** 16 **Largest Lead:** 0 0

Drake 85

#	Player	GS	MIN	FG	3PT	FT	ORB-DRB	REB	PF	A	TO	BLK	STL	PTS
01	Overton,Kevin	*	34	8-15	5-10	1-2	0-3	3	1	3	0	0	1	22
10	Wright,Atin	*	33	7-16	3-7	5-5	0-0	0	2	3	2	0	1	22
51	Brodie,Darnell	*	21	6-8	0-0	2-2	5-1	6	1	1	1	0	1	14
04	Enright,Conor	*	26	2-5	2-4	1-2	0-2	2	1	5	3	0	1	7
12	DeVries,Tucker	*	34	1-10	1-7	2-2	0-11	11	3	3	1	0	3	5
03	Garland,Colby		17	3-7	0-2	2-2	0-2	2	1	4	0	0	0	8
35	Northweather,Eric		9	1-1	1-1	0-0	0-1	1	1	0	0	0	1	3
24	Ferguson,Nate		10	1-1	0-0	0-0	0-0	0	1	0	0	1	0	2
13	Rosario,Carlos		9	1-1	0-0	0-0	0-0	0	0	1	0	0	0	2
00	Gibson,Kyron		7	0-1	0-1	0-0	0-1	1	1	2	0	0	1	0
TM	TEAM		0	0-0	0-0	0-0	1-2	3	0	0	0	0	0	0
Totals		-	200	30-65	12-32	13-15	6-23	29	12	22	7	1	9	85

Team Summary	FG	3PT	FT
First Half	15-36 41.67 %	7-18 38.89 %	0-0 0.00 %
Second Half	15-29 51.72 %	5-14 35.71 %	13-15 86.67 %
Total	30-65 46.2 %	12-32 37.5 %	13-15 86.7 %

Technical Fouls: none **Second Chance Points:** 6 **Scores Tied:** 10 times(s) **Points in the Paint:** 24 **Fast Break Points:** 13
Lead Changed: 17 times(s) **Points off Turnovers:** 28 **Bench Points:** 15 **Largest Lead:** 0 0



GOLDEN GRIZZLIES VS KENTUCKY

Oakland (2-3,0-0 Horizon) -vs- LMU (CA) (2-3,0-0 WCC)

11/20/23 at John Gray Gymnasium, George Town, Cayman Islands, Cayman Islands

Date: 11/20/23
Time: 11:00 AM
Site: John Gray Gymnasium, George Town, Cayman Islands, Cayman Islands
Referees: Mike Luckie, Paul Szelc, Tony Chiazza

Score By Period	1	2	Total
Oakland	44	30	74
LMU (CA)	35	34	69

Oakland 74

#	Player	GS	MIN	FG	3PT	FT	ORB-DRB	REB	PF	A	TO	BLK	STL	PTS
03	Gohlke,Jack	*	37	5-13	5-13	3-3	0-2	2	2	1	1	0	1	18
04	Townsend,Trey	*	34	6-14	3-4	3-3	1-7	8	0	3	1	0	0	18
00	Watts,Rocket	*	27	5-12	1-3	2-3	0-2	2	1	4	2	0	2	13
02	Conway,Chris	*	19	2-6	0-0	4-4	1-2	3	5	1	0	0	0	8
07	Jones,Isaiah	*	24	2-3	1-1	2-2	1-6	7	4	1	1	0	1	7
10	Cole,DQ		23	2-5	0-1	0-0	2-1	3	2	2	2	0	1	4
21	Hunter,Tone		16	1-1	0-0	0-0	0-1	1	1	1	0	0	0	2
12	Naivalurua,Tuburu		13	1-4	0-0	0-0	1-4	5	2	0	0	1	0	2
15	Polk,Aundre		3	1-1	0-0	0-0	0-0	0	2	0	1	1	0	2
13	Price,Osei		4	0-0	0-0	0-0	1-0	1	1	0	0	0	0	0
TM	TEAM		0	0-0	0-0	0-0	4-1	5	0	0	0	0	0	0
Totals		-	200	25-59	10-22	14-15	11-26	37	20	13	8	2	5	74

Team Summary	FG	3PT	FT
First Half	15-26 57.69 %	7-13 53.85 %	7-8 87.50 %
Second Half	10-33 30.30 %	3-9 33.33 %	7-7 100.00 %
Total	25-59 42.4 %	10-22 45.5 %	14-15 93.3 %

Technical Fouls: (1) Cole,DQ
 Second Chance Points: 7
 Scores Tied: 1 times(s)
 Points in the Paint: 16
 Fast Break Points: 7
 Lead Changed: 2 times(s)
 Points off Turnovers: 13
 Bench Points: 10
 Largest Lead: 0 0

LMU (CA) 69

#	Player	GS	MIN	FG	3PT	FT	ORB-DRB	REB	PF	A	TO	BLK	STL	PTS
05	Wright,Justin	*	19	4-5	2-2	2-2	0-1	1	1	0	1	0	0	12
15	Thiemann,Lars	*	31	4-10	0-0	3-6	2-5	7	2	2	1	0	0	11
23	Merkviladze,Alex	*	27	1-6	0-3	5-6	2-4	6	0	2	1	0	0	7
03	Hill,Justice	*	25	2-4	1-3	0-0	1-0	1	2	2	2	0	0	5
34	Leaupepe,Keli	*	20	1-6	0-5	0-0	1-2	3	3	0	1	0	0	2
04	Johnston,Will		27	6-10	4-7	6-6	1-3	4	3	0	0	0	0	22
55	Harris,Dominick		29	3-11	2-9	1-1	0-4	4	2	4	1	0	0	9
13	Lewis,Lamaj		12	0-1	0-0	1-2	0-1	1	1	0	1	0	0	1
21	Graham,Michael		7	0-0	0-0	0-0	0-3	3	2	0	0	0	0	0
16	McBride,Aaron		3	0-0	0-0	0-0	1-0	1	0	0	0	0	0	0
TM	TEAM		0	0-0	0-0	0-0	1-1	2	0	0	1	0	0	0
Totals		-	200	21-53	9-29	18-23	9-24	33	16	10	9	0	0	69

Team Summary	FG	3PT	FT
First Half	13-31 41.94 %	5-18 27.78 %	4-6 66.67 %
Second Half	8-22 36.36 %	4-11 36.36 %	14-17 82.35 %
Total	21-53 39.6 %	9-29 31.0 %	18-23 78.3 %

Technical Fouls: none
 Second Chance Points: 11
 Scores Tied: 1 times(s)
 Points in the Paint: 16
 Fast Break Points: 0
 Lead Changed: 2 times(s)
 Points off Turnovers: 10
 Bench Points: 32
 Largest Lead: 0 0

GOLDEN GRIZZLIES VS KENTUCKY



Oakland (3-3,0-0 Horizon) -vs- Marshall (2-3,0-0 Sun Belt) 11/21/23 at John Gray Gymnasium, George Town, Cayman Islands, Cayman Islands

Date: 11/21/23
Time: 1:30 PM
Site: John Gray Gymnasium, George Town, Cayman Islands, Cayman Islands
Referees: Mark Riggs, Eric Curry, Jeff Anderson

Score By Period	1	2	Total
Oakland	30	48	78
Marshall	29	42	71

Oakland 78

#	Player	GS	MIN	FG	3PT	FT	ORB-DRB	REB	PF	A	TO	BLK	STL	PTS
00	Watts,Rocket	*	30	7-15	1-6	5-6	1-2	3	0	2	0	0	0	20
02	Conway,Chris	*	32	9-15	0-0	0-0	1-4	5	1	2	1	0	1	18
03	Gohlke,Jack	*	36	6-17	5-15	0-1	1-4	5	2	1	0	1	1	17
07	Jones,Isaiah	*	28	7-10	1-2	1-1	4-6	10	3	2	1	0	1	16
04	Townsend,Trey	*	33	2-11	0-0	0-2	5-7	12	0	5	6	0	2	4
21	Hunter,Tone		15	0-1	0-1	3-4	1-2	3	3	2	1	0	2	3
10	Cole,DQ		18	0-2	0-1	0-0	0-4	4	3	2	0	0	0	0
12	Naivalurua,Tuburu		5	0-1	0-0	0-0	0-1	1	2	0	1	0	0	0
15	Polk,Aundre		2	0-0	0-0	0-0	0-0	0	0	0	0	0	0	0
13	Price,Osei		1	0-0	0-0	0-0	0-0	0	0	0	0	0	0	0
TM	TEAM		0	0-0	0-0	0-0	0-1	1	0	0	0	0	0	0
Totals		-	200	31-72	7-25	9-14	13-31	44	14	16	10	1	7	78

Team Summary	FG	3PT	FT
First Half	14-41 34.15 %	2-12 16.67 %	0-1 0.00 %
Second Half	17-31 54.84 %	5-13 38.46 %	9-13 69.23 %
Total	31-72 43.1 %	7-25 28.0 %	9-14 64.3 %

Technical Fouls: none **Second Chance Points:** 12 **Scores Tied:** 6 times(s) **Points in the Paint:** 48 **Fast Break Points:** 10
Lead Changed: 14 times(s) **Points off Turnovers:** 13 **Bench Points:** 3 **Largest Lead:** 0 0

Marshall 71

#	Player	GS	MIN	FG	3PT	FT	ORB-DRB	REB	PF	A	TO	BLK	STL	PTS
00	Voyles,Kevon	*	33	7-14	3-8	1-2	1-0	1	2	1	2	1	2	18
41	Martin,Nate	*	27	4-7	0-0	4-4	4-7	11	5	1	0	2	0	12
04	Conner,Jacob	*	30	3-12	1-8	2-4	0-3	3	3	3	6	0	2	9
02	Fricks,Wyatt	*	22	4-9	0-2	1-2	5-6	11	2	2	0	0	2	9
11	Curfman,Kamdyn	*	31	2-12	2-11	0-0	0-3	3	0	3	1	0	0	6
05	Crawford,Cameron		25	4-13	1-6	0-0	1-4	5	0	3	2	0	0	9
21	Miladinovic,Goran		20	3-5	0-0	0-0	3-6	9	2	1	2	4	1	6
14	Nutter,Ryan		12	0-1	0-0	2-2	2-0	2	2	2	0	0	0	2
TM	TEAM		0	0-0	0-0	0-0	1-2	3	0	0	0	0	0	0
Totals		-	200	27-73	7-35	10-14	17-31	48	16	16	13	7	7	71

Team Summary	FG	3PT	FT
First Half	12-34 35.29 %	2-18 11.11 %	3-4 75.00 %
Second Half	15-39 38.46 %	5-17 29.41 %	7-10 70.00 %
Total	27-73 37.0 %	7-35 20.0 %	10-14 71.4 %

Technical Fouls: none **Second Chance Points:** 16 **Scores Tied:** 6 times(s) **Points in the Paint:** 36 **Fast Break Points:** 8
Lead Changed: 14 times(s) **Points off Turnovers:** 10 **Bench Points:** 17 **Largest Lead:** 0 0



GOLDEN GRIZZLIES VS KENTUCKY

Oakland (4-3,0-0 Horizon) -vs- Xavier (4-3,0-0 Big East)
11/27/23 at Cintas Center, Cincinnati, OH

Date: 11/27/23
Time: 6:30 PM
Attendance: 10,199
Site: Cintas Center, Cincinnati, OH
Referees: Tommy Morrissey, Bill Covington Jr., Lee Cassell

Score By Period	1	2	Total
Oakland	43	35	78
Xavier	42	34	76

Oakland 78

#	Player	GS	MIN	FG	3PT	FT	ORB-DRB	REB	PF	A	TO	BLK	STL	PTS
04	Townsend,Trey	*	38	11-18	0-0	6-10	2-4	6	0	7	1	0	1	28
02	Conway,Chris	*	30	6-8	0-1	3-5	1-5	6	5	2	2	0	0	15
03	Gohlke,Jack	*	39	4-13	4-13	0-0	0-4	4	3	2	2	0	2	12
00	Watts,Rocket	*	24	2-6	0-3	3-4	1-1	2	2	1	2	0	1	7
07	Jones,Isaiah	*	30	2-4	1-2	1-2	2-3	5	3	2	1	1	1	6
21	Hunter,Tone		9	2-2	1-1	0-0	0-1	1	5	0	1	0	1	5
12	Naivalurua,Tuburu		6	1-2	0-0	1-1	1-1	2	2	1	0	0	0	3
10	Cole,DQ		19	1-3	0-2	0-0	0-2	2	3	1	0	0	1	2
15	Polk,Aundre		4	0-0	0-0	0-0	1-0	1	0	0	0	0	0	0
13	Price,Osei		1	0-0	0-0	0-0	0-0	0	0	0	1	0	0	0
TM	TEAM		0	0-0	0-0	0-0	0-0	0	0	0	0	0	0	0
Totals		-	200	29-56	6-22	14-22	8-21	29	23	16	10	1	7	78

Team Summary	FG		3PT		FT	
First Half	17-31	54.84 %	3-10	30.00 %	6-9	66.67 %
Second Half	12-25	48.00 %	3-12	25.00 %	8-13	61.54 %
Total	29-56	51.8 %	6-22	27.3 %	14-22	63.6 %

Technical Fouls: none **Second Chance Points:** 10 **Scores Tied:** 6 times(s) **Points in the Paint:** 38 **Fast Break Points:** 4
Lead Changed: 8 times(s) **Points off Turnovers:** 10 **Bench Points:** 10 **Largest Lead:** 0 0

Xavier 76

#	Player	GS	MIN	FG	3PT	FT	ORB-DRB	REB	PF	A	TO	BLK	STL	PTS
01	Claude,Desmond	*	37	7-14	0-4	10-12	2-4	6	2	4	3	0	3	24
08	Olivari,Quincy	*	30	2-4	2-4	5-6	1-6	7	1	2	2	0	0	11
50	Nemeiksa,Gytis	*	19	2-6	2-4	0-0	0-2	2	1	1	0	0	0	6
20	McKnight,Dayvion	*	34	2-9	0-2	0-1	1-2	3	1	8	2	0	0	4
21	Ciani,Sasa	*	12	1-1	0-0	1-2	1-3	4	1	0	0	1	0	3
24	Ousmane,Abou		16	4-6	0-0	4-4	3-2	5	4	0	0	0	0	12
00	Green,Trey		14	3-7	3-6	0-0	1-0	1	2	3	1	0	2	9
03	Swain,Dailyn		22	2-7	0-2	1-2	2-2	4	3	1	1	0	2	5
17	Djokovic,Lazar		16	0-2	0-1	2-3	2-2	4	4	0	1	0	0	2
TM	TEAM		0	0-0	0-0	0-0	1-0	1	0	0	0	0	0	0
Totals		-	200	23-56	7-23	23-30	14-23	37	19	19	10	1	7	76

Team Summary	FG		3PT		FT	
First Half	12-26	46.15 %	5-12	41.67 %	13-16	81.25 %
Second Half	11-30	36.67 %	2-11	18.18 %	10-14	71.43 %
Total	23-56	41.1 %	7-23	30.4 %	23-30	76.7 %

Technical Fouls: none **Second Chance Points:** 22 **Scores Tied:** 6 times(s) **Points in the Paint:** 28 **Fast Break Points:** 13
Lead Changed: 8 times(s) **Points off Turnovers:** 17 **Bench Points:** 28 **Largest Lead:** 0 0

GOLDEN GRIZZLIES VS KENTUCKY



Oakland (5-3,1-0 Horizon) -vs- Detroit Mercy (0-7,0-1 Horizon) 11/29/23 at Calihan Hall, Detroit, MI

Date: 11/29/23
Time: 7:00 PM
Attendance: 1,211
Site: Calihan Hall, Detroit, MI
Referees: Kevin Raher, Steve Honacki, Chris Beaver

Score By Period	1	2	Total
Oakland	28	37	65
Detroit Mercy	27	23	50

Oakland 65

#	Player	GS	MIN	FG	3PT	FT	ORB-DRB	REB	PF	A	TO	BLK	STL	PTS
02	Conway,Chris	*	27	5-10	0-1	6-7	1-1	2	2	2	2	0	0	16
03	Gohlke,Jack	*	36	3-7	3-7	0-0	1-7	8	2	0	0	0	2	9
04	Townsend,Trey	*	33	3-12	0-1	2-2	0-6	6	0	1	2	0	2	8
00	Watts,Rocket	*	18	3-6	1-1	0-0	1-2	3	1	4	1	0	0	7
07	Jones,Isaiah	*	28	2-7	0-2	2-2	3-4	7	2	2	1	0	0	6
12	Naivalurua,Tuburu		13	5-6	0-0	1-4	0-2	2	2	0	1	0	0	11
21	Hunter,Tone		17	1-3	1-1	0-0	1-1	2	1	3	2	0	1	3
13	Price,Osei		5	1-1	1-1	0-0	0-0	0	1	0	1	1	0	3
10	Cole,DQ		14	1-5	0-1	0-0	2-1	3	2	1	1	0	0	2
15	Polk,Aundre		5	0-0	0-0	0-0	0-1	1	0	0	2	0	0	0
01	Rogers,Michael		3	0-0	0-0	0-0	0-0	0	1	0	1	0	0	0
05	Solomon,Evan		1	0-0	0-0	0-0	0-0	0	0	0	0	0	0	0
TM	TEAM		0	0-0	0-0	0-0	4-1	5	0	0	0	0	0	0
Totals		-	200	24-57	6-15	11-15	13-26	39	14	13	14	1	5	65

Team Summary	FG		3PT		FT	
First Half	10-31	32.26 %	2-5	40.00 %	6-6	100.00 %
Second Half	14-26	53.85 %	4-10	40.00 %	5-9	55.56 %
Total	24-57	42.1 %	6-15	40.0 %	11-15	73.3 %

Technical Fouls: none **Second Chance Points:** 14 **Scores Tied:** 4 times(s) **Points in the Paint:** 30 **Fast Break Points:** 2
Lead Changed: 8 times(s) **Points off Turnovers:** 13 **Bench Points:** 19 **Largest Lead:** 0 0

Detroit Mercy 50

#	Player	GS	MIN	FG	3PT	FT	ORB-DRB	REB	PF	A	TO	BLK	STL	PTS
14	Stone,Jayden	*	40	5-15	2-7	6-7	1-8	9	0	6	4	0	1	18
23	Del Cadia,Edoardo	*	35	5-10	0-0	0-0	2-4	6	3	0	3	2	0	10
04	Tankersley,Marcus	*	25	4-12	2-3	0-0	1-1	2	2	2	2	0	3	10
13	Davis,Tyree	*	22	4-5	0-0	0-2	2-2	4	4	0	0	2	0	8
10	Pink,Jamail	*	31	1-7	0-4	0-0	0-0	0	0	0	5	0	0	2
07	Olajuwon,Abdullah		21	1-2	0-0	0-0	1-3	4	4	2	1	2	3	2
01	Manciel,Mak		16	0-4	0-3	0-0	2-2	4	2	0	2	0	4	0
05	LeGreair,Kyle		8	0-0	0-0	0-0	0-1	1	0	3	0	0	0	0
21	Ammori,Jonathan		1	0-0	0-0	0-0	0-0	0	0	0	0	0	0	0
41	Schwannecke,Tobin		1	0-0	0-0	0-0	0-0	0	0	0	0	0	0	0
TM	TEAM		0	0-0	0-0	0-0	1-1	2	0	0	0	0	0	0
Totals		-	200	20-55	4-17	6-9	10-22	32	15	13	17	6	11	50

Team Summary	FG		3PT		FT	
First Half	12-27	44.44 %	3-9	33.33 %	0-2	0.00 %
Second Half	8-28	28.57 %	1-8	12.50 %	6-7	85.71 %
Total	20-55	36.4 %	4-17	23.5 %	6-9	66.7 %

Technical Fouls: none **Second Chance Points:** 4 **Scores Tied:** 4 times(s) **Points in the Paint:** 24 **Fast Break Points:** 8
Lead Changed: 8 times(s) **Points off Turnovers:** 14 **Bench Points:** 2 **Largest Lead:** 0 0



GOLDEN GRIZZLIES VS KENTUCKY

Purdue Fort Wayne (8-1,2-0 Horizon) -vs- Oakland (5-4,1-1 Horizon)
12/02/23 at Athletics Center O'Rena , Rochester, MI

Date: 12/02/23
Time: 3:00 PM
Attendance: 2,439
Site: Athletics Center O'Rena , Rochester, MI

Score By Period	1	2	Total
Purdue Fort Wayne	46	52	98
Oakland	39	38	77

Purdue Fort Wayne 98

#	Player	GS	MIN	FG	3PT	FT	ORB-DRB	REB	PF	A	TO	BLK	STL	PTS
22	Roberts,Anthony	*	26	8-10	2-2	2-2	0-2	2	3	3	2	0	1	20
03	Morton-Robertson,Quinton	*	28	6-10	5-8	0-0	0-2	2	0	4	0	0	1	17
01	Jackson,Jalen	*	24	7-7	0-0	3-4	0-5	5	2	5	3	0	1	17
00	Bello,Rasheed	*	30	6-9	4-6	0-0	1-1	2	2	6	3	2	1	16
32	Mulder,Eric	*	21	1-2	0-0	0-0	1-7	8	2	1	3	1	0	2
10	Hadnot II,Corey		21	4-9	1-4	0-0	0-0	0	1	5	0	0	0	9
11	Nelson,Maximus		14	3-5	3-4	0-0	0-1	1	4	0	0	0	0	9
02	Whitaker,Destin		11	2-2	2-2	0-0	0-1	1	3	0	1	0	0	6
05	DeJurnett,Johnathan		19	1-2	0-0	0-0	0-3	3	3	0	0	0	0	2
21	Thurmon,Khoi		4	0-1	0-0	0-0	0-0	0	1	0	0	0	0	0
24	Dukes,Keaton		2	0-0	0-0	0-0	0-0	0	0	0	0	0	0	0
TM	TEAM		0	0-0	0-0	0-0	0-0	0	0	0	2	0	0	0
Totals		-	200	38-57	17-26	5-6	2-22	24	21	24	14	3	4	98

Team Summary	FG	3PT	FT
First Half	17-28 60.71 %	10-16 62.50 %	2-2 100.00 %
Second Half	21-29 72.41 %	7-10 70.00 %	3-4 75.00 %
Total	38-57 66.7 %	17-26 65.4 %	5-6 83.3 %

Technical Fouls: none Second Chance Points: 2 Scores Tied: 0 times(s) Points in the Paint: 40 Fast Break Points: 12
Lead Changed: 0 times(s) Points off Turnovers: 12 Bench Points: 26 Largest Lead: 0 0

Oakland 77

#	Player	GS	MIN	FG	3PT	FT	ORB-DRB	REB	PF	A	TO	BLK	STL	PTS
04	Townsend,Trey	*	29	5-8	0-0	3-3	0-4	4	2	4	2	0	1	13
02	Conway,Chris	*	21	5-10	0-0	3-3	1-1	2	1	2	0	0	0	13
07	Jones,Isaiah	*	32	5-6	0-1	1-2	1-4	5	1	0	0	0	1	11
03	Gohlke,Jack	*	30	3-13	2-11	0-0	0-0	0	0	1	1	0	1	8
00	Watts,Rocket	*	13	0-2	0-0	0-0	0-0	0	1	1	5	0	0	0
10	Cole,DQ		28	7-14	3-8	4-5	2-5	7	2	4	3	0	1	21
12	Naivalurua,Tuburu		23	3-4	0-0	1-2	5-2	7	0	1	0	1	2	7
01	Rogers,Michael		6	1-3	0-0	2-3	0-0	0	0	1	0	0	0	4
15	Polk,Aundre		7	0-0	0-0	0-0	1-1	2	2	0	0	0	0	0
13	Price,Osei		6	0-1	0-1	0-0	1-0	1	0	1	1	0	0	0
05	Solomon,Evan		3	0-0	0-0	0-0	0-0	0	0	0	0	0	0	0
21	Hunter,Tone		2	0-1	0-1	0-0	0-0	0	1	0	1	0	0	0
TM	TEAM		0	0-0	0-0	0-0	0-0	0	0	0	0	0	0	0
Totals		-	200	29-62	5-22	14-18	11-17	28	10	15	13	1	6	77

Team Summary	FG	3PT	FT
First Half	15-28 53.57 %	1-6 16.67 %	8-10 80.00 %
Second Half	14-34 41.18 %	4-16 25.00 %	6-8 75.00 %
Total	29-62 46.8 %	5-22 22.7 %	14-18 77.8 %

Technical Fouls: none Second Chance Points: 11 Scores Tied: 0 times(s) Points in the Paint: 48 Fast Break Points: 8
Lead Changed: 0 times(s) Points off Turnovers: 10 Bench Points: 32 Largest Lead: 0 0

GOLDEN GRIZZLIES VS KENTUCKY



Toledo (4-4,0-0 MAC) -vs- Oakland (5-5,1-1 Horizon)
12/06/23 at Athletics Center O'Rena , Rochester, MI

Date: 12/06/23
Time: 7:00 PM
Attendance: 2,893
Site: Athletics Center O'Rena , Rochester, MI
Referees: Josh White, Lamont Simpson, Tim Stewart

Score By Period	1	2	Total
Toledo	32	37	69
Oakland	36	32	68

Toledo 69

#	Player	GS	MIN	FG	3PT	FT	ORB-DRB	REB	PF	A	TO	BLK	STL	PTS
21	Maddox Jr.,Dante	*	35	5-11	3-8	7-8	0-5	5	2	1	3	0	0	20
23	Cochran,Tyler	*	32	5-8	0-0	4-4	1-6	7	4	1	4	0	5	14
00	Moss,Ra'Heim	*	35	5-10	2-4	0-1	1-4	5	2	4	4	1	1	12
01	Simmons,Javan	*	34	5-7	0-0	2-2	2-6	8	2	3	2	0	0	12
03	Wilson,Sonny	*	36	2-9	1-3	0-0	1-1	2	0	4	0	0	2	5
13	Lorentsson,Andre		12	1-3	0-2	2-2	1-0	1	1	0	0	1	0	4
02	Ford,Bryce		11	1-3	0-2	0-0	0-0	0	2	0	0	0	0	2
24	Brcic,Grgur		5	0-0	0-0	0-0	0-0	0	1	0	0	0	0	0
TM	TEAM		0	0-0	0-0	0-0	0-0	0	0	0	2	0	0	0
Totals		-	200	24-51	6-19	15-17	6-22	28	14	13	15	2	8	69

Team Summary	FG		3PT		FT	
First Half	12-22	54.55 %	3-7	42.86 %	5-6	83.33 %
Second Half	12-29	41.38 %	3-12	25.00 %	10-11	90.91 %
Total	24-51	47.1 %	6-19	31.6 %	15-17	88.2 %

Technical Fouls: none **Second Chance Points:** 8 **Scores Tied:** 5 times(s) **Points in the Paint:** 34 **Fast Break Points:** 8
Lead Changed: 8 times(s) **Points off Turnovers:** 22 **Bench Points:** 6 **Largest Lead:** 0 0

Oakland 68

#	Player	GS	MIN	FG	3PT	FT	ORB-DRB	REB	PF	A	TO	BLK	STL	PTS
04	Townsend,Trey	*	34	5-15	0-0	4-4	1-5	6	3	2	7	0	2	14
03	Gohlke,Jack	*	38	4-12	4-12	1-1	2-4	6	2	1	1	0	0	13
00	Watts,Rocket	*	18	3-6	1-3	0-0	0-3	3	2	1	1	0	1	7
07	Jones,Isaiah	*	23	3-4	0-0	0-0	4-1	5	5	1	0	0	1	6
02	Conway,Chris	*	26	1-3	0-0	2-2	0-2	2	2	1	1	0	1	4
11	Lampman,Blake		29	5-13	4-10	0-0	0-3	3	0	0	1	2	1	14
10	Cole,DQ		15	4-6	0-1	0-0	1-2	3	1	0	2	0	2	8
12	Naivalurua,Tuburu		13	1-2	0-0	0-0	1-0	1	0	0	0	1	0	2
13	Price,Osei		4	0-0	0-0	0-0	0-0	0	1	0	0	0	1	0
TM	TEAM		0	0-0	0-0	0-0	0-0	0	0	0	1	0	0	0
Totals		-	200	26-61	9-26	7-7	9-20	29	16	6	14	3	9	68

Team Summary	FG		3PT		FT	
First Half	16-31	51.61 %	4-13	30.77 %	0-0	0.00 %
Second Half	10-30	33.33 %	5-13	38.46 %	7-7	100.00 %
Total	26-61	42.6 %	9-26	34.6 %	7-7	100.0 %

Technical Fouls: none **Second Chance Points:** 16 **Scores Tied:** 5 times(s) **Points in the Paint:** 30 **Fast Break Points:** 11
Lead Changed: 8 times(s) **Points off Turnovers:** 20 **Bench Points:** 24 **Largest Lead:** 0 0



GOLDEN GRIZZLIES VS KENTUCKY

Oakland (6-5,1-1 Horizon) -vs- Eastern Mich. (5-4,0-0 MAC)
12/08/23 at George Gervin GameAbove Center , Ypsilanti, MI

Date: 12/08/23
Time: 7:00 PM
Attendance: 1,796
Site: George Gervin GameAbove Center , Ypsilanti, MI
Referees: Tony Meeks, Lamont Simpson, Bill Ek

Score By Period	1	2	Total
Oakland	34	43	77
Eastern Mich.	31	32	63

Oakland 77

#	Player	GS	MIN	FG	3PT	FT	ORB-DRB	REB	PF	A	TO	BLK	STL	PTS
04	Townsend,Trey	*	33	9-12	0-0	4-7	3-6	9	0	4	2	0	1	22
03	Gohlke,Jack	*	32	3-9	3-9	2-2	0-4	4	1	1	1	0	0	11
07	Jones,Isaiah	*	28	4-7	1-2	0-0	1-1	2	3	1	0	0	2	9
00	Watts,Rocket	*	15	2-6	1-5	2-2	0-1	1	1	1	3	0	1	7
02	Conway,Chris	*	28	3-6	0-0	0-0	0-2	2	4	3	0	0	1	6
10	Cole,DQ		20	5-10	1-4	0-1	2-4	6	3	2	2	0	3	11
13	Price,Osei		6	2-2	1-1	1-2	0-0	0	1	0	0	0	0	6
12	Naivalurua,Tuburu		11	2-3	0-0	0-0	1-3	4	1	0	0	0	1	4
11	Lampman,Blake		21	0-2	0-2	1-2	0-3	3	1	1	1	1	2	1
15	Polk,Aundre		4	0-1	0-0	0-0	1-0	1	0	0	0	0	0	0
01	Rogers,Michael		2	0-0	0-0	0-0	0-0	0	0	0	0	0	0	0
TM	TEAM		0	0-0	0-0	0-0	1-2	3	0	0	0	0	0	0
Totals		-	200	30-58	7-23	10-16	9-26	35	15	13	9	1	11	77

Team Summary	FG	3PT	FT
First Half	12-27 44.44 %	4-12 33.33 %	6-8 75.00 %
Second Half	18-31 58.06 %	3-11 27.27 %	4-8 50.00 %
Total	30-58 51.7 %	7-23 30.4 %	10-16 62.5 %

Technical Fouls: none Second Chance Points: 7 Scores Tied: 3 times(s) Points in the Paint: 44 Fast Break Points: 9
Lead Changed: 1 times(s) Points off Turnovers: 18 Bench Points: 22 Largest Lead: 0 0

Eastern Mich. 63

#	Player	GS	MIN	FG	3PT	FT	ORB-DRB	REB	PF	A	TO	BLK	STL	PTS
05	Acuff,Tyson	*	40	3-10	2-7	10-10	0-2	2	2	5	2	0	1	18
22	Jihad,Yusuf	*	34	6-11	3-5	0-0	0-4	4	1	2	2	1	0	15
06	Ellerbe,Julius	*	36	3-5	0-1	0-1	2-7	9	2	5	6	0	0	6
44	Osojnik,Arne	*	23	2-8	1-5	0-0	0-0	0	2	1	1	0	1	5
21	Martynov,Cyril	*	13	0-1	0-0	0-0	0-2	2	3	1	0	0	0	0
04	Geeter,Legend		17	5-6	0-0	2-2	0-3	3	4	0	0	0	0	12
01	Billingsley,Jalin		15	3-5	0-0	0-0	1-3	4	2	1	0	0	2	6
35	Randle,Javantae		3	0-0	0-0	1-2	0-0	0	0	0	0	0	0	1
15	Pranger,Derek		10	0-3	0-1	0-0	0-1	1	0	1	1	0	0	0
02	Serven,Connor		5	0-0	0-0	0-0	0-1	1	0	0	0	1	0	0
03	McGriff,John		4	0-2	0-1	0-0	0-0	0	0	0	2	0	0	0
TM	TEAM		0	0-0	0-0	0-0	1-1	2	0	0	0	0	0	0
Totals		-	200	22-51	6-20	13-15	4-24	28	16	16	14	2	4	63

Team Summary	FG	3PT	FT
First Half	10-24 41.67 %	4-11 36.36 %	7-7 100.00 %
Second Half	12-27 44.44 %	2-9 22.22 %	6-8 75.00 %
Total	22-51 43.1 %	6-20 30.0 %	13-15 86.7 %

Technical Fouls: none Second Chance Points: 4 Scores Tied: 3 times(s) Points in the Paint: 22 Fast Break Points: 6
Lead Changed: 1 times(s) Points off Turnovers: 11 Bench Points: 19 Largest Lead: 0 0

GOLDEN GRIZZLIES VS KENTUCKY



Oakland (6-6,1-1 Horizon) -vs- Michigan St. (6-5,0-2 Big Ten) 12/18/23 at Breslin Events Center, East Lansing, MI

Date: 12/18/23
Time: 7:00 PM
Attendance: 14,797
Site: Breslin Events Center, East Lansing, MI
Referees: D.J. Carstensen, Jeffrey Anderson, Brian Dorsey

Score By Period	1	2	Total
Oakland	22	40	62
Michigan St.	30	49	79

Oakland 62

#	Player	GS	MIN	FG	3PT	FT	ORB-DRB	REB	PF	A	TO	BLK	STL	PTS
04	Townsend,Trey	*	38	6-14	1-2	4-6	1-3	4	1	0	2	0	1	17
00	Watts,Rocket	*	24	7-10	2-3	0-0	2-2	4	0	0	0	0	1	16
11	Lampman,Blake	*	33	4-14	4-10	0-0	3-2	5	2	5	0	0	2	12
02	Conway,Chris	*	28	4-8	0-0	0-0	2-4	6	2	3	1	1	0	8
03	Gohlke,Jack	*	31	1-10	1-10	1-2	0-1	1	3	0	0	0	1	4
10	Cole,DQ		14	1-3	1-3	2-2	0-1	1	1	3	2	1	0	5
07	Jones,Isaiah		16	0-1	0-1	0-0	2-0	2	1	1	1	0	0	0
12	Naivalurua,Tuburu		13	0-3	0-0	0-0	2-4	6	3	0	1	0	0	0
25	Craggs,Cooper		2	0-0	0-0	0-0	0-0	0	0	0	0	0	0	0
13	Price,Osei		1	0-0	0-0	0-0	0-0	0	1	0	1	0	0	0
TM	TEAM		0	0-0	0-0	0-0	4-0	4	0	0	0	0	0	0
Totals		-	200	23-63	9-29	7-10	16-17	33	14	12	8	2	5	62

Team Summary	FG		3PT		FT	
First Half	9-31	29.03 %	3-12	25.00 %	1-2	50.00 %
Second Half	14-32	43.75 %	6-17	35.29 %	6-8	75.00 %
Total	23-63	36.5 %	9-29	31.0 %	7-10	70.0 %

Technical Fouls: none **Second Chance Points:** 11 **Scores Tied:** 0 times(s) **Points in the Paint:** 26 **Fast Break Points:** 6
Lead Changed: 0 times(s) **Points off Turnovers:** 8 **Bench Points:** 5 **Largest Lead:** 0 0

Michigan St. 79

#	Player	GS	MIN	FG	3PT	FT	ORB-DRB	REB	PF	A	TO	BLK	STL	PTS
02	Walker,Tyson	*	32	5-12	2-6	2-2	1-1	2	1	5	0	0	1	14
03	Akins,Jaden	*	28	4-9	3-7	0-0	2-1	3	1	2	1	2	0	11
11	Hoggard,A.J.	*	22	5-8	1-1	0-0	2-2	4	0	7	0	1	1	11
22	Sissoko,Mady	*	19	3-3	0-0	1-2	3-5	8	2	0	2	0	0	7
25	Hall,Malik	*	21	1-7	0-1	3-4	0-1	1	1	1	2	0	0	5
05	Holloman,Tre		19	3-9	2-5	0-0	1-0	1	1	4	0	0	0	8
15	Cooper,Carson		18	3-3	0-0	1-2	2-6	8	1	0	1	1	1	7
55	Carr,Coen		15	2-4	0-0	3-4	1-3	4	1	0	1	0	1	7
34	Booker,Xavier		7	1-2	1-1	2-2	0-1	1	2	0	0	1	1	5
01	Fears Jr.,Jeremy		16	2-2	0-0	0-0	0-2	2	1	3	0	0	0	4
14	Smith,Davis		3	0-0	0-0	0-0	0-0	0	1	1	1	0	0	0
TM	TEAM		0	0-0	0-0	0-0	2-3	5	0	0	0	0	0	0
Totals		-	200	29-59	9-21	12-16	14-25	39	12	23	8	5	5	79

Team Summary	FG		3PT		FT	
First Half	12-32	37.50 %	2-10	20.00 %	4-6	66.67 %
Second Half	17-27	62.96 %	7-11	63.64 %	8-10	80.00 %
Total	29-59	49.2 %	9-21	42.9 %	12-16	75.0 %

Technical Fouls: (1) TEAM **Second Chance Points:** 18 **Scores Tied:** 0 times(s) **Points in the Paint:** 32 **Fast Break Points:** 20
Lead Changed: 0 times(s) **Points off Turnovers:** 18 **Bench Points:** 31 **Largest Lead:** 0 0



GOLDEN GRIZZLIES VS KENTUCKY

Oakland (6-7,1-1 Horizon) -vs- Dayton (9-2,0-0 Atlantic 10)
12/20/23 at University of Dayton Arena, Dayton, OH

Date: 12/20/23
Time: 7:00 PM
Attendance: 13,407
Site: University of Dayton Arena, Dayton, OH
Referees: Anthony Eades, Courtney Green, Jamie Luckie

Score By Period	1	2	Total
Oakland	28	39	67
Dayton	46	45	91

Oakland 67

#	Player	GS	MIN	FG	3PT	FT	ORB-DRB	REB	PF	A	TO	BLK	STL	PTS
04	Townsend,Trey	*	32	8-18	0-1	5-5	2-1	3	0	1	1	1	0	21
03	Gohlke,Jack	*	33	3-8	3-8	0-0	0-7	7	3	2	0	0	0	9
02	Conway,Chris	*	21	3-9	0-2	1-2	0-3	3	0	0	0	1	0	7
11	Lampman,Blake	*	34	1-7	1-7	0-0	1-1	2	1	5	1	0	1	3
07	Jones,Isaiah	*	28	1-2	0-0	1-1	2-6	8	0	4	1	1	0	3
10	Cole,DQ		16	3-4	3-4	0-0	0-1	1	0	0	1	0	0	9
12	Naivalurua,Tuburu		16	3-5	1-1	0-0	2-1	3	1	1	1	2	0	7
21	Hunter,Tone		11	3-4	0-1	0-1	0-0	0	2	0	2	0	1	6
25	Craggs,Cooper		5	1-2	0-1	0-0	1-0	1	0	1	0	0	0	2
15	Polk,Aundre		4	0-1	0-0	0-0	0-1	1	0	0	0	0	0	0
TM	TEAM		0	0-0	0-0	0-0	1-1	2	0	0	0	0	0	0
Totals		-	200	26-60	8-25	7-9	9-22	31	7	14	7	5	2	67

Team Summary	FG	3PT	FT
First Half	11-26 42.31 %	2-9 22.22 %	4-5 80.00 %
Second Half	15-34 44.12 %	6-16 37.50 %	3-4 75.00 %
Total	26-60 43.3 %	8-25 32.0 %	7-9 77.8 %

Technical Fouls: none Second Chance Points: 10 Scores Tied: 2 times(s) Points in the Paint: 22 Fast Break Points: 5
Lead Changed: 1 times(s) Points off Turnovers: 5 Bench Points: 24 Largest Lead: 0 0

Dayton 91

#	Player	GS	MIN	FG	3PT	FT	ORB-DRB	REB	PF	A	TO	BLK	STL	PTS
00	Bennett,Javon	*	30	7-10	5-8	0-0	1-3	4	0	9	0	0	1	19
24	Elvis,Kobe	*	31	4-14	3-9	3-3	0-2	2	1	6	0	0	0	14
02	Santos,Nate	*	30	4-11	2-5	3-3	2-5	7	1	2	1	0	0	13
15	Holmes II,DaRon	*	25	4-7	0-0	2-3	4-4	8	2	2	0	2	2	10
06	Cheeks,Enoch	*	27	1-6	1-2	1-3	1-4	5	1	3	0	1	0	4
04	Brea,Koby		23	5-8	5-8	2-2	0-3	3	1	0	0	0	1	17
13	Jack,Isaac		13	2-2	0-0	0-0	0-1	1	2	2	0	0	0	4
12	Padegimas,Petras		11	1-1	1-1	0-0	1-0	1	1	0	0	0	0	3
54	Schuler,Atticus		2	1-1	1-1	0-0	0-0	0	0	0	0	0	0	3
21	Uhl,Brady		2	1-1	0-0	0-0	0-0	0	1	1	0	0	0	2
45	Nwokeji,Zimi		2	1-1	0-0	0-0	0-0	0	0	0	0	0	0	2
07	Dickey,Evan		2	0-0	0-0	0-0	0-0	0	1	1	1	0	0	0
33	Grant,Makai		2	0-0	0-0	0-0	0-1	1	0	0	0	0	0	0
TM	TEAM		0	0-0	0-0	0-0	0-3	3	0	0	0	0	0	0
Totals		-	200	31-62	18-34	11-14	9-26	35	11	26	2	3	4	91

Team Summary	FG	3PT	FT
First Half	15-28 53.57 %	9-16 56.25 %	7-8 87.50 %
Second Half	16-34 47.06 %	9-18 50.00 %	4-6 66.67 %
Total	31-62 50.0 %	18-34 52.9 %	11-14 78.6 %

Technical Fouls: none Second Chance Points: 15 Scores Tied: 2 times(s) Points in the Paint: 24 Fast Break Points: 7
Lead Changed: 1 times(s) Points off Turnovers: 10 Bench Points: 31 Largest Lead: 0 0

GOLDEN GRIZZLIES VS KENTUCKY



Oakland (6-8,1-2 Horizon) -vs- Cleveland St. (9-5,2-1 Horizon)
12/28/23 at Henry J. Goodman Arena, Cleveland, OH

Date: 12/28/23
Time: 7:00 PM
Attendance: 1,397
Site: Henry J. Goodman Arena, Cleveland, OH
Referees: Jeff Spedoske, Kevin Raher, Todd Von Sossan

Score By Period	1	2	Total
Oakland	23	44	67
Cleveland St.	41	34	75

Oakland 67

#	Player	GS	MIN	FG	3PT	FT	ORB-DRB	REB	PF	A	TO	BLK	STL	PTS
02	Conway,Chris	*	31	4-8	0-0	6-8	5-2	7	2	2	2	2	0	14
04	Townsend,Trey	*	38	6-15	0-1	1-4	5-7	12	1	3	3	1	4	13
11	Lampman,Blake	*	29	5-15	0-7	2-2	2-3	5	3	3	2	2	2	12
03	Gohlke,Jack	*	21	2-7	2-7	0-0	0-3	3	1	2	2	0	0	6
07	Jones,Isaiah	*	28	2-4	0-1	1-4	1-3	4	3	3	1	0	3	5
00	Watts,Rocket		20	3-10	2-6	3-4	1-0	1	3	2	2	1	2	11
13	Price,Osei		4	1-2	1-2	0-0	0-1	1	1	0	0	0	0	3
12	Naivalurua,Tuburu		9	1-2	0-0	0-0	2-0	2	1	0	0	0	0	2
21	Hunter,Tone		7	0-1	0-0	1-2	0-0	0	1	0	1	0	1	1
10	Cole,DQ		10	0-1	0-1	0-0	0-1	1	1	1	2	0	0	0
25	Craggs,Cooper		3	0-0	0-0	0-0	0-2	2	0	0	1	0	0	0
TM	TEAM		0	0-0	0-0	0-0	1-3	4	0	0	0	0	0	0
Totals		-	200	24-65	5-25	14-24	17-25	42	17	16	16	6	12	67

Team Summary	FG		3PT		FT	
First Half	6-28	21.43 %	2-9	22.22 %	9-13	69.23 %
Second Half	18-37	48.65 %	3-16	18.75 %	5-11	45.45 %
Total	24-65	36.9 %	5-25	20.0 %	14-24	58.3 %

Technical Fouls: none **Second Chance Points:** 11 **Scores Tied:** 2 times(s) **Points in the Paint:** 32 **Fast Break Points:** 24
Lead Changed: 0 times(s) **Points off Turnovers:** 16 **Bench Points:** 17 **Largest Lead:** 0 0

Cleveland St. 75

#	Player	GS	MIN	FG	3PT	FT	ORB-DRB	REB	PF	A	TO	BLK	STL	PTS
03	Lowder,Drew	*	31	5-10	3-6	2-2	1-1	2	2	0	6	0	5	15
11	Woodrich,Jayson	*	34	4-10	4-10	2-2	0-6	6	4	2	2	0	0	14
01	Williams,Tae	*	32	5-10	0-0	3-6	2-6	8	2	4	2	0	2	13
13	Enaruna,Tristan	*	24	2-5	0-1	4-8	1-6	7	2	4	6	0	0	8
12	Arnett,Dylan	*	20	1-1	0-0	0-0	1-3	4	2	1	1	3	1	2
00	Smith,Tevin		23	4-11	2-3	1-2	2-5	7	3	0	2	1	0	11
02	Rice,Jalin		19	2-3	1-1	1-2	0-0	0	4	2	1	0	0	6
22	Robinson,Chase		14	2-6	2-3	0-0	2-0	2	3	3	0	0	0	6
04	Muordar,Dok		3	0-1	0-0	0-0	1-1	2	0	0	0	0	0	0
TM	TEAM		0	0-0	0-0	0-0	2-2	4	0	0	0	0	0	0
Totals		-	200	25-57	12-24	13-22	12-30	42	22	16	20	4	8	75

Team Summary	FG		3PT		FT	
First Half	14-30	46.67 %	7-15	46.67 %	6-8	75.00 %
Second Half	11-27	40.74 %	5-9	55.56 %	7-14	50.00 %
Total	25-57	43.9 %	12-24	50.0 %	13-22	59.1 %

Technical Fouls: none **Second Chance Points:** 9 **Scores Tied:** 2 times(s) **Points in the Paint:** 20 **Fast Break Points:** 14
Lead Changed: 0 times(s) **Points off Turnovers:** 13 **Bench Points:** 23 **Largest Lead:** 0 0



GOLDEN GRIZZLIES VS KENTUCKY

Oakland (7-8,2-2 Horizon) -vs- Youngstown St. (10-4,2-1 Horizon)
12/31/23 at Beeghly Center, Youngstown, OH

Date: 12/31/23
Time: 2:30 PM
Attendance: 2,456
Site: Beeghly Center, Youngstown, OH
Referees: Courtney Green, Jim Bruno, Andy O'Brien

Score By Period	1	2	Total
Oakland	35	53	88
Youngstown St.	39	42	81

Oakland 88

#	Player	GS	MIN	FG	3PT	FT	ORB-DRB	REB	PF	A	TO	BLK	STL	PTS
11	Lampman,Blake	*	37	8-15	7-13	3-3	1-4	5	3	2	3	0	1	26
02	Conway,Chris	*	34	7-11	0-0	4-6	1-3	4	4	3	1	0	0	18
04	Townsend,Trey	*	36	4-7	0-0	7-8	1-10	11	1	7	3	0	0	15
10	Cole,DQ	*	13	3-4	2-3	0-0	0-4	4	0	1	1	1	0	8
07	Jones,Isaiah	*	13	2-3	0-0	1-2	1-0	1	2	0	1	0	0	5
03	Gohlke,Jack		29	4-7	4-7	0-0	0-1	1	1	0	0	0	1	12
21	Hunter,Tone		22	0-1	0-1	2-4	0-4	4	1	8	3	0	1	2
00	Watts,Rocket		11	1-4	0-1	0-0	0-1	1	1	0	0	0	0	2
13	Price,Osei		3	0-0	0-0	0-0	0-0	0	0	0	0	0	0	0
12	Naivalurua,Tuburu		2	0-0	0-0	0-0	0-0	0	0	0	0	0	0	0
TM	TEAM		0	0-0	0-0	0-0	2-1	3	0	0	0	0	0	0
Totals		-	200	29-52	13-25	17-23	6-28	34	13	21	12	1	3	88

Team Summary	FG	3PT	FT
First Half	14-28 50.00 %	4-12 33.33 %	3-3 100.00 %
Second Half	15-24 62.50 %	9-13 69.23 %	14-20 70.00 %
Total	29-52 55.8 %	13-25 52.0 %	17-23 73.9 %

Technical Fouls: none Second Chance Points: 12 Scores Tied: 3 times(s) Points in the Paint: 30 Fast Break Points: 9
Lead Changed: 14 times(s) Points off Turnovers: 12 Bench Points: 16 Largest Lead: 0 0

Youngstown St. 81

#	Player	GS	MIN	FG	3PT	FT	ORB-DRB	REB	PF	A	TO	BLK	STL	PTS
01	Reid,Ziggy	*	35	5-13	3-5	3-4	2-5	7	2	2	1	0	0	16
05	Thompson,Brett	*	34	5-10	3-6	3-3	0-1	1	1	3	0	0	1	16
55	Burns,DJ	*	28	2-7	0-3	6-6	2-5	7	4	2	1	0	2	10
11	Langdon,Bryson	*	29	3-7	1-2	1-2	0-0	0	3	6	1	0	2	8
00	Rush,Brandon	*	31	2-8	2-6	0-0	1-2	3	1	3	0	0	2	6
03	Farmer,EJ		18	6-10	2-4	0-0	0-0	0	2	2	0	0	0	14
45	Dynes,Gabe		15	3-5	0-0	0-0	0-2	2	3	0	2	3	1	6
22	Lovelace, Jr.,John		8	2-3	1-2	0-0	0-1	1	1	0	1	0	0	5
13	Bates,Jaylen		2	0-0	0-0	0-0	0-0	0	0	2	0	0	0	0
TM	TEAM		0	0-0	0-0	0-0	2-1	3	0	0	0	0	0	0
Totals		-	200	28-63	12-28	13-15	7-17	24	17	20	6	3	8	81

Team Summary	FG	3PT	FT
First Half	15-32 46.88 %	9-16 56.25 %	0-0 0.00%
Second Half	13-31 41.94 %	3-12 25.00 %	13-15 86.67 %
Total	28-63 44.4 %	12-28 42.9 %	13-15 86.7 %

Technical Fouls: none Second Chance Points: 9 Scores Tied: 3 times(s) Points in the Paint: 30 Fast Break Points: 9
Lead Changed: 14 times(s) Points off Turnovers: 14 Bench Points: 25 Largest Lead: 0 0

GOLDEN GRIZZLIES VS KENTUCKY



Milwaukee (7-8,2-2 Horizon) -vs- Oakland (8-8,3-2 Horizon)
01/04/24 at Athletics Center O'Rena , Rochester, MI

Date: 01/04/24
Time: 7:00 PM
Attendance: 2,248
Site: Athletics Center O'Rena , Rochester, MI
Referees: Luke Schumer, Jourdan Love, Steve McJunkins

Score By Period	1	2	Total
Milwaukee	35	60	95
Oakland	40	60	100

Milwaukee 95

#	Player	GS	MIN	FG	3PT	FT	ORB-DRB	REB	PF	A	TO	BLK	STL	PTS
04	Pullian,Kentrell	*	35	6-9	3-6	6-7	2-3	5	2	1	2	0	2	21
02	Jamison,Elijah	*	30	4-13	0-4	5-6	1-3	4	5	7	0	1	0	13
13	Wilson,Langston	*	16	4-6	0-0	4-6	3-3	6	4	0	1	2	0	12
08	Pratt,Erik	*	32	4-10	1-5	2-2	1-2	3	3	3	2	0	0	11
34	Duffy,Darius	*	17	1-2	0-0	0-0	1-2	3	4	0	2	0	1	2
22	Fields,Faizon		28	5-10	1-1	6-10	6-6	12	5	2	2	0	1	17
10	Freeman,BJ		29	5-10	2-4	3-4	0-5	5	2	3	3	0	1	15
15	Murchison,Simeon		3	1-1	0-0	0-0	0-0	0	0	0	0	0	0	2
11	Davis,Learic		2	1-2	0-1	0-0	0-0	0	0	0	0	0	0	2
05	Stuart,Angelo		8	0-1	0-1	0-0	0-0	0	1	0	1	0	1	0
TM	TEAM		0	0-0	0-0	0-0	0-0	0	0	0	0	0	0	0
Totals		-	200	31-64	7-22	26-35	14-24	38	26	16	13	3	6	95

Team Summary	FG		3PT		FT	
First Half	14-34	41.18 %	0-9	0.00 %	7-8	87.50 %
Second Half	17-30	56.67 %	7-13	53.85 %	19-27	70.37 %
Total	31-64	48.4 %	7-22	31.8 %	26-35	74.3 %

Technical Fouls: (1) Pullian,Kentrell
Second Chance Points: 19
Scores Tied: 2 times(s)
Points in the Paint: 38
Fast Break Points: 10
Lead Changed: 1 times(s)
Points off Turnovers: 14
Bench Points: 36
Largest Lead: 0 0

Oakland 100

#	Player	GS	MIN	FG	3PT	FT	ORB-DRB	REB	PF	A	TO	BLK	STL	PTS
04	Townsend,Trey	*	38	8-18	0-0	12-14	1-7	8	4	4	1	0	2	28
11	Lampman,Blake	*	36	5-15	5-12	4-5	0-2	2	1	4	1	0	0	19
02	Conway,Chris	*	21	6-9	0-1	0-2	0-3	3	5	0	1	2	0	12
07	Jones,Isaiah	*	18	1-4	0-1	4-4	5-3	8	1	2	0	0	2	6
10	Cole,DQ	*	11	2-3	1-1	0-2	1-1	2	3	0	1	0	0	5
00	Watts,Rocket		18	4-7	0-0	6-7	1-0	1	3	1	2	0	1	14
03	Gohlke,Jack		30	2-6	2-6	4-5	0-3	3	0	3	1	0	0	10
21	Hunter,Tone		14	2-2	0-0	0-0	0-1	1	1	3	2	0	1	4
12	Naivalurua,Tuburu		14	1-1	0-0	0-0	2-0	2	5	0	2	0	0	2
13	Price,Osei		0+	0-0	0-0	0-0	0-0	0	0	0	0	0	0	0
TM	TEAM		0	0-0	0-0	0-0	0-0	0	0	0	0	0	0	0
Totals		-	200	31-65	8-21	30-39	10-20	30	23	17	11	2	6	100

Team Summary	FG		3PT		FT	
First Half	15-33	45.45 %	3-8	37.50 %	7-12	58.33 %
Second Half	16-32	50.00 %	5-13	38.46 %	23-27	85.19 %
Total	31-65	47.7 %	8-21	38.1 %	30-39	76.9 %

Technical Fouls: none
Second Chance Points: 9
Scores Tied: 2 times(s)
Points in the Paint: 44
Fast Break Points: 11
Lead Changed: 1 times(s)
Points off Turnovers: 17
Bench Points: 30
Largest Lead: 0 0



GOLDEN GRIZZLIES VS KENTUCKY

Green Bay (9-8,4-2 Horizon) -vs- Oakland (9-8,4-2 Horizon)
01/06/24 at Athletics Center O'Rena , Rochester, MI

Date: 01/06/24
Time: 3:00 PM
Attendance: 3,143
Site: Athletics Center O'Rena , Rochester, MI

Score By Period	1	2	Total
Green Bay	28	45	73
Oakland	30	49	79

Green Bay 73

#	Player	GS	MIN	FG	3PT	FT	ORB-DRB	REB	PF	A	TO	BLK	STL	PTS
02	Ruedinger,Preston	*	26	5-8	3-5	0-0	1-2	3	2	4	1	0	0	13
21	Reynolds,Noah	*	33	3-9	2-5	4-5	0-4	4	1	1	5	0	1	12
01	Jones,Elijah	*	13	4-4	0-0	3-3	1-3	4	4	1	0	0	1	11
34	Byhre,Rich	*	32	4-8	2-6	0-0	1-3	4	3	0	0	0	0	10
03	Cummings III,Clarence	*	18	0-5	0-2	0-2	2-1	3	3	3	0	0	0	0
15	Douglas Jr.,David		24	5-11	5-10	0-0	0-1	1	2	0	2	0	2	15
13	Hall,Marcus		9	2-4	1-2	1-1	1-1	2	3	0	0	0	0	6
23	Eames,Will		26	1-4	1-3	0-0	1-7	8	5	7	0	0	0	3
00	Wonders,Foster		19	1-5	1-3	0-0	0-0	0	1	2	1	0	0	3
TM	TEAM		0	0-0	0-0	0-0	0-0	0	0	0	1	0	0	0
Totals		-	200	25-58	15-36	8-11	7-22	29	24	18	10	0	4	73

Team Summary	FG	3PT	FT
First Half	10-26 38.46 %	6-18 33.33 %	2-2 100.00 %
Second Half	15-32 46.88 %	9-18 50.00 %	6-9 66.67 %
Total	25-58 43.1 %	15-36 41.7 %	8-11 72.7 %

Technical Fouls: none Second Chance Points: 10 Scores Tied: 4 times(s) Points in the Paint: 20 Fast Break Points: 1
Lead Changed: 8 times(s) Points off Turnovers: 4 Bench Points: 27 Largest Lead: 0 0

Oakland 79

#	Player	GS	MIN	FG	3PT	FT	ORB-DRB	REB	PF	A	TO	BLK	STL	PTS
04	Townsend,Trey	*	39	10-16	0-1	8-13	2-9	11	1	2	1	0	2	28
11	Lampman,Blake	*	37	7-15	5-11	0-0	0-0	0	1	2	1	1	3	19
07	Jones,Isaiah	*	18	2-3	0-0	8-10	2-4	6	3	3	1	0	1	12
02	Conway,Chris	*	20	2-6	0-0	2-2	3-3	6	3	0	2	1	0	6
10	Cole,DQ	*	7	1-1	0-0	0-0	0-1	1	0	0	1	0	0	2
00	Watts,Rocket		18	2-6	0-2	4-4	1-2	3	0	1	1	0	0	8
21	Hunter,Tone		27	1-2	0-0	0-0	1-4	5	1	3	0	0	0	2
12	Naivalurua,Tuburu		14	1-3	0-0	0-0	1-0	1	1	0	1	1	1	2
03	Gohlke,Jack		17	0-3	0-3	0-0	0-1	1	0	0	0	0	0	0
13	Price,Osei		3	0-0	0-0	0-0	0-1	1	1	0	0	0	0	0
TM	TEAM		0	0-0	0-0	0-0	0-0	0	0	0	0	0	0	0
Totals		-	200	26-55	5-17	22-29	10-25	35	11	11	8	3	7	79

Team Summary	FG	3PT	FT
First Half	11-23 47.83 %	2-4 50.00 %	6-9 66.67 %
Second Half	15-32 46.88 %	3-13 23.08 %	16-20 80.00 %
Total	26-55 47.3 %	5-17 29.4 %	22-29 75.9 %

Technical Fouls: none Second Chance Points: 8 Scores Tied: 4 times(s) Points in the Paint: 42 Fast Break Points: 10
Lead Changed: 8 times(s) Points off Turnovers: 11 Bench Points: 12 Largest Lead: 0 0

GOLDEN GRIZZLIES VS KENTUCKY



Northern Ky. (8-9,3-3 Horizon) -vs- Oakland (10-8,5-2 Horizon)
01/10/24 at Athletics Center O'Rena , Rochester, MI

Date: 01/10/24
Time: 7:00 PM
Attendance: 2,683
Site: Athletics Center O'Rena , Rochester, MI
Referees: Tony Meeks, Lewis Garrison, Mike Pearson

Score By Period	1	2	OT 1	Total
Northern Ky.	29	29	7	65
Oakland	24	34	12	70

Northern Ky. 65

#	Player	GS	MIN	FG	3PT	FT	ORB-DRB	REB	PF	A	TO	BLK	STL	PTS
05	Wells,LJ	*	39	5-16	1-2	3-4	3-12	15	3	1	1	1	5	14
01	Robinson,Trey	*	34	4-10	2-7	2-3	3-4	7	2	1	2	0	3	12
03	Warrick,Marques	*	38	3-8	1-5	3-4	0-2	2	1	2	1	0	0	10
22	Bradley,Michael	*	40	4-13	1-9	0-0	1-4	5	4	5	4	0	2	9
40	Itejere,Keeyan	*	29	4-6	0-0	1-1	3-2	5	5	0	1	2	2	9
11	Pettus II,Randall		12	2-7	0-4	1-3	0-2	2	1	0	1	0	1	5
14	Israel,Jeremiah		22	2-4	0-1	0-1	1-4	5	2	1	1	0	0	4
10	Meyer,Cade		11	1-4	0-0	0-0	1-1	2	4	1	4	0	1	2
13	Sherman,Cole		0+	0-0	0-0	0-0	0-0	0	0	0	0	0	0	0
TM	TEAM		0	0-0	0-0	0-0	0-0	0	0	0	0	0	0	0
Totals		-	225	25-68	5-28	10-16	12-31	43	22	11	15	3	14	65

Team Summary	FG	3PT	FT
First Half	12-35 34.29 %	3-14 21.43 %	2-4 50.00 %
Second Half	11-26 42.31 %	2-10 20.00 %	5-8 62.50 %
OT 1	2-7 28.57 %	0-4 0.00 %	3-4 75.00 %
Total	25-68 36.8 %	5-28 17.9 %	10-16 62.5 %

Technical Fouls: (1) TEAM **Second Chance Points:** 6 **Scores Tied:** 5 times(s) **Points in the Paint:** 38 **Fast Break Points:** 2
Lead Changed: 5 times(s) **Points off Turnovers:** 17 **Bench Points:** 11 **Largest Lead:** 0 0

Oakland 70

#	Player	GS	MIN	FG	3PT	FT	ORB-DRB	REB	PF	A	TO	BLK	STL	PTS
04	Townsend,Trey	*	43	6-15	0-0	6-9	1-6	7	1	2	6	0	1	18
10	Cole,DQ	*	28	6-12	3-9	2-5	2-6	8	2	2	1	1	2	17
11	Lampman,Blake	*	42	1-7	1-7	3-3	2-3	5	4	2	4	1	2	6
02	Conway,Chris	*	37	3-6	0-0	0-0	3-5	8	1	0	0	0	0	6
07	Jones,Isaiah	*	14	1-1	0-0	1-2	2-2	4	3	0	3	0	1	3
00	Watts,Rocket		26	4-14	0-4	2-2	0-3	3	2	3	0	0	0	10
03	Gohlke,Jack		20	2-6	2-6	3-6	0-3	3	0	1	0	0	0	9
12	Naivalurua,Tuburu		10	0-0	0-0	1-2	0-3	3	1	0	1	1	1	1
21	Hunter,Tone		5	0-0	0-0	0-0	0-3	3	1	1	2	0	0	0
TM	TEAM		0	0-0	0-0	0-0	1-1	2	0	0	1	0	0	0
Totals		-	225	23-61	6-26	18-29	11-35	46	15	11	18	3	7	70

Team Summary	FG	3PT	FT
First Half	9-29 31.03 %	1-9 11.11 %	5-8 62.50 %
Second Half	11-27 40.74 %	4-15 26.67 %	8-16 50.00 %
OT 1	3-5 60.00 %	1-2 50.00 %	5-5 100.00 %
Total	23-61 37.7 %	6-26 23.1 %	18-29 62.1 %

Technical Fouls: none **Second Chance Points:** 11 **Scores Tied:** 5 times(s) **Points in the Paint:** 30 **Fast Break Points:** 4
Lead Changed: 5 times(s) **Points off Turnovers:** 17 **Bench Points:** 20 **Largest Lead:** 0 0



GOLDEN GRIZZLIES VS KENTUCKY

Oakland (11-8,6-2 Horizon) -vs- IUPUI (5-14,1-7 Horizon)
01/13/24 at Indiana Farmers Coliseum, Indianapolis, IN

Date: 01/13/24
Time: 2:00 PM
Attendance: 809
Site: Indiana Farmers Coliseum, Indianapolis, IN
Referees: Bryan Anslinger, Brian McNutt, Alfred Smith

Score By Period	1	2	Total
Oakland	46	42	88
IUPUI	26	40	66

Oakland 88

#	Player	GS	MIN	FG	3PT	FT	ORB-DRB	REB	PF	A	TO	BLK	STL	PTS
10	Cole,DQ	*	28	7-13	1-5	4-4	4-4	8	1	2	1	0	0	19
07	Jones,Isaiah	*	26	5-8	0-0	4-5	5-4	9	2	4	3	1	1	14
11	Lampman,Blake	*	29	5-7	3-5	0-0	1-2	3	0	3	3	0	0	13
04	Townsend,Trey	*	31	4-8	2-3	0-0	0-7	7	1	2	1	0	1	10
12	Naivalurua,Tuburu	*	29	4-7	0-0	2-2	2-2	4	2	2	2	1	1	10
00	Watts,Rocket		23	5-9	2-4	4-4	0-1	1	0	2	5	0	0	16
03	Gohlke,Jack		16	0-3	0-3	3-3	0-1	1	1	0	0	0	1	3
13	Price,Osei		7	1-2	1-1	0-2	0-1	1	0	0	0	0	0	3
21	Hunter,Tone		10	0-0	0-0	0-0	1-0	1	2	3	1	0	1	0
01	Rogers,Michael		1	0-0	0-0	0-0	0-0	0	0	0	0	0	0	0
TM	TEAM		0	0-0	0-0	0-0	0-0	0	0	0	0	0	0	0
Totals		-	200	31-57	9-21	17-20	13-22	35	9	18	16	2	5	88

Team Summary	FG	3PT	FT
First Half	16-31 51.61 %	5-13 38.46 %	9-11 81.82 %
Second Half	15-26 57.69 %	4-8 50.00 %	8-9 88.89 %
Total	31-57 54.4 %	9-21 42.9 %	17-20 85.0 %

Technical Fouls: none Second Chance Points: 17 Scores Tied: 0 times(s) Points in the Paint: 42 Fast Break Points: 11
Lead Changed: 0 times(s) Points off Turnovers: 14 Bench Points: 22 Largest Lead: 0 0

IUPUI 66

#	Player	GS	MIN	FG	3PT	FT	ORB-DRB	REB	PF	A	TO	BLK	STL	PTS
00	Counter,Jlynn	*	37	6-12	2-4	3-4	1-4	5	2	2	2	0	3	17
04	Monroe,Bryce	*	37	6-14	2-3	2-2	0-3	3	2	3	1	0	1	16
01	Brady II,Vincent	*	37	3-11	1-5	1-2	2-3	5	3	0	4	0	1	8
09	Samb,Abdou	*	18	3-4	0-0	2-2	1-1	2	3	1	2	0	1	8
10	Dewitt,Cooper	*	9	0-2	0-1	0-0	0-0	0	0	0	0	0	0	0
13	Jackson,DJ		24	4-9	1-1	0-0	1-0	1	1	4	0	0	3	9
07	Samuels,Qwanzi		27	3-5	0-0	2-2	1-3	4	1	0	2	1	1	8
14	Allen,Braden		6	0-0	0-0	0-0	0-0	0	0	0	2	0	0	0
02	Egbuta,John		4	0-1	0-0	0-0	0-0	0	1	0	0	0	0	0
20	Petersen,Derek		1	0-0	0-0	0-0	0-0	0	0	0	0	0	0	0
TM	TEAM		0	0-0	0-0	0-0	0-0	0	0	0	0	0	0	0
Totals		-	200	25-58	6-14	10-12	6-14	20	13	10	13	1	10	66

Team Summary	FG	3PT	FT
First Half	10-26 38.46 %	1-5 20.00 %	5-6 83.33 %
Second Half	15-32 46.88 %	5-9 55.56 %	5-6 83.33 %
Total	25-58 43.1 %	6-14 42.9 %	10-12 83.3 %

Technical Fouls: none Second Chance Points: 9 Scores Tied: 0 times(s) Points in the Paint: 28 Fast Break Points: 7
Lead Changed: 0 times(s) Points off Turnovers: 16 Bench Points: 17 Largest Lead: 0 0

GOLDEN GRIZZLIES VS KENTUCKY



Youngstown St. (13-6,5-3 Horizon) -vs- Oakland (12-8,7-2 Horizon)
01/17/24 at Athletics Center O'Rena , Rochester, MI

Date: 01/17/24
Time: 7:00 PM
Attendance: 2,471
Site: Athletics Center O'Rena , Rochester, MI
Referees: Earl Walton, Luke Schumer, Todd Von Sossan

Score By Period	1	2	Total
Youngstown St.	31	36	67
Oakland	28	42	70

Youngstown St. 67

#	Player	GS	MIN	FG	3PT	FT	ORB-DRB	REB	PF	A	TO	BLK	STL	PTS
01	Reid,Ziggy	*	33	6-13	2-3	3-4	2-1	3	2	3	2	1	0	17
55	Burns,DJ	*	32	5-10	1-2	1-2	9-6	15	4	3	1	0	1	12
11	Langdon,Bryson	*	18	5-11	1-6	0-0	0-4	4	1	1	1	0	1	11
05	Thompson,Brett	*	37	4-12	2-8	0-0	1-2	3	1	5	1	0	1	10
00	Rush,Brandon	*	28	1-9	1-9	2-4	0-5	5	0	0	1	0	1	5
45	Dynes,Gabe		21	3-4	0-0	1-3	5-3	8	4	0	1	3	1	7
22	Lovelace, Jr.,John		17	2-5	1-2	0-0	0-1	1	3	1	2	0	1	5
03	Farmer,EJ		11	0-1	0-0	0-0	0-0	0	0	0	0	0	0	0
13	Bates,Jaylen		2	0-1	0-1	0-0	0-0	0	0	0	1	0	0	0
10	Zorgvol,Immanuel		1	0-0	0-0	0-0	0-0	0	0	0	0	0	0	0
TM	TEAM		0	0-0	0-0	0-0	2-0	2	0	0	0	0	0	0
Totals		-	200	26-66	8-31	7-13	19-22	41	15	13	10	4	6	67

Team Summary	FG		3PT		FT	
First Half	13-37	35.14 %	3-16	18.75 %	2-3	66.67 %
Second Half	13-29	44.83 %	5-15	33.33 %	5-10	50.00 %
Total	26-66	39.4 %	8-31	25.8 %	7-13	53.8 %

Technical Fouls: none **Second Chance Points:** 19 **Scores Tied:** 4 times(s) **Points in the Paint:** 32 **Fast Break Points:** 2
Lead Changed: 1 times(s) **Points off Turnovers:** 6 **Bench Points:** 12 **Largest Lead:** 0 0

Oakland 70

#	Player	GS	MIN	FG	3PT	FT	ORB-DRB	REB	PF	A	TO	BLK	STL	PTS
02	Conway,Chris	*	28	6-8	1-1	4-4	0-2	2	1	1	2	0	2	17
04	Townsend,Trey	*	33	6-14	1-2	3-3	1-0	1	1	1	1	0	0	16
11	Lampman,Blake	*	38	3-8	3-8	2-2	0-4	4	2	4	3	1	1	11
10	Cole,DQ	*	20	3-8	2-4	0-0	3-5	8	5	2	2	0	2	8
07	Jones,Isaiah	*	14	2-3	0-0	0-0	2-0	2	1	1	1	0	0	4
21	Hunter,Tone		23	2-5	0-1	2-2	0-4	4	0	2	0	0	1	6
00	Watts,Rocket		8	2-6	0-2	0-0	0-0	0	0	0	0	0	2	4
03	Gohlke,Jack		22	1-3	1-3	0-0	1-6	7	1	1	1	0	0	3
12	Naivalurua,Tuburu		14	0-1	0-0	1-2	1-2	3	2	0	0	1	1	1
13	Price,Osei	0+	0	0-0	0-0	0-0	0-0	0	0	0	0	0	0	0
TM	TEAM		0	0-0	0-0	0-0	0-2	2	0	0	1	0	0	0
Totals		-	200	25-56	8-21	12-13	8-25	33	13	12	11	2	9	70

Team Summary	FG		3PT		FT	
First Half	9-27	33.33 %	1-8	12.50 %	9-9	100.00 %
Second Half	16-29	55.17 %	7-13	53.85 %	3-4	75.00 %
Total	25-56	44.6 %	8-21	38.1 %	12-13	92.3 %

Technical Fouls: none **Second Chance Points:** 10 **Scores Tied:** 4 times(s) **Points in the Paint:** 28 **Fast Break Points:** 4
Lead Changed: 1 times(s) **Points off Turnovers:** 6 **Bench Points:** 14 **Largest Lead:** 0 0



GOLDEN GRIZZLIES VS KENTUCKY

Oakland (12-9,7-3 Horizon) -vs- Green Bay (13-9,8-3 Horizon)
01/25/24 at Resch Center, Green Bay, WI

Date: 01/25/24
Time: 6:00 PM
Attendance: 3,513
Site: Resch Center, Green Bay, WI
Referees: Rob Riley Sr., Sutton Simon, Tariq Lucas

Score By Period	1	2	Total
Oakland	28	31	59
Green Bay	27	42	69

Oakland 59

#	Player	GS	MIN	FG	3PT	FT	ORB-DRB	REB	PF	A	TO	BLK	STL	PTS
11	Lampman,Blake	*	36	5-10	5-10	0-0	0-3	3	3	6	1	0	0	15
02	Conway,Chris	*	36	7-10	0-0	0-0	2-2	4	0	1	3	1	2	14
04	Townsend,Trey	*	37	3-8	0-2	3-4	1-1	2	1	1	2	1	1	9
10	Cole,DQ	*	17	2-7	1-4	0-0	2-5	7	2	2	1	0	0	5
07	Jones,Isaiah	*	13	1-1	0-0	2-2	0-1	1	1	1	1	0	0	4
00	Watts,Rocket		24	3-9	0-3	1-1	0-1	1	3	2	1	0	1	7
13	Price,Osei		14	1-2	1-2	0-0	0-2	2	3	1	0	0	0	3
03	Gohlke,Jack		15	0-2	0-2	1-2	0-4	4	0	1	0	0	1	1
21	Hunter,Tone		5	0-2	0-1	1-2	0-2	2	0	0	1	0	1	1
12	Naivalurua,Tuburu		3	0-2	0-0	0-0	1-0	1	0	0	0	0	0	0
TM	TEAM		0	0-0	0-0	0-0	1-3	4	0	0	1	0	0	0
Totals		-	200	22-53	7-24	8-11	7-24	31	13	15	11	2	6	59

Team Summary	FG		3PT		FT	
First Half	10-25	40.00 %	2-8	25.00 %	6-8	75.00 %
Second Half	12-28	42.86 %	5-16	31.25 %	2-3	66.67 %
Total	22-53	41.5 %	7-24	29.2 %	8-11	72.7 %

Technical Fouls: none **Second Chance Points:** 6 **Scores Tied:** 8 times(s) **Points in the Paint:** 22 **Fast Break Points:** 6
Lead Changed: 15 times(s) **Points off Turnovers:** 7 **Bench Points:** 12 **Largest Lead:** 0 0

Green Bay 69

#	Player	GS	MIN	FG	3PT	FT	ORB-DRB	REB	PF	A	TO	BLK	STL	PTS
23	Eames,Will	*	31	6-10	1-3	1-2	2-6	8	0	2	1	2	1	14
34	Byhre,Rich	*	23	5-6	4-4	0-0	1-3	4	1	2	0	0	0	14
21	Reynolds,Noah	*	33	4-9	0-2	0-0	0-3	3	3	6	2	0	0	8
03	Cummings III,Clarence	*	8	2-6	1-5	0-0	0-2	2	1	1	2	0	0	5
02	Ruedinger,Preston	*	31	1-8	0-3	2-2	1-4	5	2	6	1	0	2	4
00	Wonders,Foster		35	7-8	5-6	0-1	0-3	3	0	1	0	0	0	19
01	Jones,Elijah		12	1-2	1-1	0-0	1-0	1	2	0	0	0	0	3
13	Hall,Marcus		22	1-7	0-6	0-0	0-2	2	1	2	3	0	0	2
15	Douglas Jr.,David		5	0-1	0-1	0-0	0-0	0	0	0	0	0	1	0
TM	TEAM		0	0-0	0-0	0-0	3-1	4	0	0	0	0	0	0
Totals		-	200	27-57	12-31	3-5	8-24	32	10	20	9	2	4	69

Team Summary	FG		3PT		FT	
First Half	11-30	36.67 %	5-17	29.41 %	0-0	0.00%
Second Half	16-27	59.26 %	7-14	50.00 %	3-5	60.00 %
Total	27-57	47.4 %	12-31	38.7 %	3-5	60.0 %

Technical Fouls: (1) Reynolds,Noah **Second Chance Points:** 6 **Scores Tied:** 8 times(s) **Points in the Paint:** 26 **Fast Break Points:** 4
Lead Changed: 15 times(s) **Points off Turnovers:** 11 **Bench Points:** 24 **Largest Lead:** 0 0

GOLDEN GRIZZLIES VS KENTUCKY



Oakland (13-9,8-3 Horizon) -vs- Milwaukee (10-11,5-5 Horizon)
01/27/24 at UWM Panther Arena, Milwaukee, WI

Date: 01/27/24
Time: 3:00 PM
Attendance: 2,729
Site: UWM Panther Arena, Milwaukee, WI
Referees: Jeff Spedoske, Kevin Raheer, Alfred Smith

Score By Period	1	2	OT 1	OT 2	Total
Oakland	38	30	8	15	91
Milwaukee	37	31	8	11	87

Oakland 91

#	Player	GS	MIN	FG	3PT	FT	ORB-DRB	REB	PF	A	TO	BLK	STL	PTS
04	Townsend,Trey	*	48	4-13	0-0	13-14	4-6	10	1	0	3	0	0	21
11	Lampman,Blake	*	44	5-14	5-14	2-2	0-3	3	4	4	4	0	0	17
10	Cole,DQ	*	36	4-9	2-6	0-0	0-3	3	3	2	3	0	5	10
07	Jones,Isaiah	*	20	2-4	0-2	0-0	0-5	5	3	4	1	1	0	4
02	Conway,Chris	*	16	2-6	0-0	0-0	2-3	5	4	2	0	0	1	4
03	Gohlke,Jack		39	8-18	8-18	3-3	2-1	3	1	2	0	0	1	27
12	Naivalurua,Tuburu		35	3-7	0-0	2-3	7-10	17	2	1	0	5	1	8
00	Watts,Rocket		8	0-2	0-0	0-0	0-0	0	1	1	2	0	0	0
21	Hunter,Tone		4	0-1	0-1	0-0	0-1	1	0	1	2	0	0	0
TM	TEAM		0	0-0	0-0	0-0	0-3	3	0	0	0	0	0	0
Totals		-	250	28-74	15-41	20-22	15-35	50	19	17	15	6	8	91

Team Summary	FG	3PT	FT
First Half	13-34 38.24 %	6-18 33.33 %	6-6 100.00 %
Second Half	9-28 32.14 %	5-14 35.71 %	7-9 77.78 %
OT 1	3-7 42.86 %	2-5 40.00 %	0-0 0.00%
OT 2	3-5 60.00 %	2-4 50.00 %	7-7 100.00 %
Total	28-74 37.8 %	15-41 36.6 %	20-22 90.9 %

Technical Fouls: none **Second Chance Points:** 24 **Scores Tied:** 7 times(s) **Points in the Paint:** 24 **Fast Break Points:** 4
Lead Changed: 16 times(s) **Points off Turnovers:** 21 **Bench Points:** 35 **Largest Lead:** 0 0

Milwaukee 87

#	Player	GS	MIN	FG	3PT	FT	ORB-DRB	REB	PF	A	TO	BLK	STL	PTS
04	Pullian,Kentrell	*	48	10-13	5-5	2-2	1-7	8	3	3	3	0	3	27
22	Fields,Faizon	*	43	6-17	0-1	9-11	10-6	16	2	1	2	3	1	21
08	Pratt,Erik	*	44	5-10	3-7	3-4	0-2	2	1	2	1	0	0	16
13	Wilson,Langston	*	31	5-11	0-1	3-5	1-3	4	1	1	1	0	0	13
10	Freeman,BJ	*	38	3-13	1-6	0-0	0-6	6	2	9	2	2	0	7
02	Jamison,Elijah		17	1-4	0-2	0-0	0-0	0	2	2	3	0	1	2
05	Stuart,Angelo		5	0-0	0-0	1-2	0-1	1	0	0	0	0	0	1
11	Davis,Learic		10	0-3	0-1	0-0	0-0	0	1	0	1	1	0	0
15	Murchison,Simeon		8	0-2	0-0	0-0	1-0	1	3	0	0	0	0	0
27	Ham,Dominic		6	0-0	0-0	0-0	0-1	1	0	0	1	0	0	0
TM	TEAM		0	0-0	0-0	0-0	0-4	4	0	0	0	0	0	0
Totals		-	250	30-73	9-23	18-24	13-30	43	15	18	14	6	5	87

Team Summary	FG	3PT	FT
First Half	14-34 41.18 %	5-12 41.67 %	4-5 80.00 %
Second Half	9-26 34.62 %	2-8 25.00 %	11-15 73.33 %
OT 1	3-5 60.00 %	1-1 100.00 %	1-2 50.00 %
OT 2	4-8 50.00 %	1-2 50.00 %	2-2 100.00 %
Total	30-73 41.1 %	9-23 39.1 %	18-24 75.0 %

Technical Fouls: none **Second Chance Points:** 11 **Scores Tied:** 7 times(s) **Points in the Paint:** 38 **Fast Break Points:** 20
Lead Changed: 16 times(s) **Points off Turnovers:** 13 **Bench Points:** 3 **Largest Lead:** 0 0



GOLDEN GRIZZLIES VS KENTUCKY

Robert Morris (8-14,4-7 Horizon) -vs- Oakland (14-9,9-3 Horizon)
02/01/24 at Athletics Center O'Rena , Rochester, MI

Date: 02/01/24
Time: 7:00 PM
Attendance: 2,752
Site: Athletics Center O'Rena , Rochester, MI
Referees: Bill Jacobson, Lamont Simpson, Mike Pearson

Score By Period	1	2	Total
Robert Morris	30	42	72
Oakland	40	47	87

Robert Morris 72

#	Player	GS	MIN	FG	3PT	FT	ORB-DRB	REB	PF	A	TO	BLK	STL	PTS
01	Williams,Justice	*	32	6-10	4-5	2-2	1-1	2	1	4	1	0	2	18
00	Hastings,Markeese	*	32	8-14	1-2	0-0	3-8	11	4	3	0	1	2	17
11	Walker,Stephaun	*	31	6-10	0-2	0-1	1-8	9	4	1	2	0	0	12
32	Corbin,Josh	*	33	3-10	1-8	1-2	0-1	1	1	1	3	0	0	8
23	Ford,Chris	*	13	0-3	0-0	0-2	2-0	2	1	3	0	0	0	0
12	Last,Jackson		26	3-8	2-7	3-4	1-1	2	3	3	1	0	1	11
05	Wainwright,TJ		15	2-6	0-3	0-0	0-0	0	2	1	0	0	0	4
07	Folgueiras,Alvaro		18	1-6	0-3	0-0	4-1	5	0	1	0	1	0	2
TM	TEAM		0	0-0	0-0	0-0	2-1	3	0	0	0	0	0	0
Totals		-	200	29-67	8-30	6-11	14-21	35	16	17	7	2	5	72

Team Summary	FG	3PT	FT
First Half	13-33 39.39 %	4-14 28.57 %	0-4 0.00 %
Second Half	16-34 47.06 %	4-16 25.00 %	6-7 85.71 %
Total	29-67 43.3 %	8-30 26.7 %	6-11 54.5 %

Technical Fouls: none Second Chance Points: 18 Scores Tied: 0 times(s) Points in the Paint: 40 Fast Break Points: 2
Lead Changed: 5 times(s) Points off Turnovers: 8 Bench Points: 17 Largest Lead: 0 0

Oakland 87

#	Player	GS	MIN	FG	3PT	FT	ORB-DRB	REB	PF	A	TO	BLK	STL	PTS
11	Lampman,Blake	*	37	9-14	8-13	0-0	1-1	2	0	4	1	0	0	26
04	Townsend,Trey	*	35	5-9	0-0	1-1	2-3	5	0	4	1	0	1	11
10	Cole,DQ	*	29	4-5	2-3	1-2	0-4	4	2	4	1	0	0	11
02	Conway,Chris	*	19	3-6	0-1	0-2	0-2	2	2	1	0	0	0	6
07	Jones,Isaiah	*	18	0-0	0-0	1-2	1-1	2	2	3	1	0	0	1
03	Gohlke,Jack		26	4-8	4-8	7-8	0-5	5	0	1	0	0	1	19
00	Watts,Rocket		12	3-6	1-2	3-4	0-5	5	0	1	1	0	0	10
12	Naivalurua,Tuburu		20	1-6	0-0	1-2	4-4	8	3	0	0	1	1	3
21	Hunter,Tone		4	0-1	0-0	0-0	0-0	0	2	0	1	0	1	0
TM	TEAM		0	0-0	0-0	0-0	0-2	2	0	0	1	0	0	0
Totals		-	200	29-55	15-27	14-21	8-27	35	11	18	7	1	4	87

Team Summary	FG	3PT	FT
First Half	14-31 45.16 %	7-14 50.00 %	5-7 71.43 %
Second Half	15-24 62.50 %	8-13 61.54 %	9-14 64.29 %
Total	29-55 52.7 %	15-27 55.6 %	14-21 66.7 %

Technical Fouls: none Second Chance Points: 4 Scores Tied: 0 times(s) Points in the Paint: 24 Fast Break Points: 8
Lead Changed: 5 times(s) Points off Turnovers: 14 Bench Points: 32 Largest Lead: 0 0

GOLDEN GRIZZLIES VS KENTUCKY



Cleveland St. (14-10,7-6 Horizon) -vs- Oakland (15-9,10-3 Horizon)
02/03/24 at Athletics Center O'Rena , Rochester, MI

Date: 02/03/24
Time: 1:00 PM
Attendance: 2,931
Site: Athletics Center O'Rena , Rochester, MI
Referees: Scott Sivilie, Chad Barlow, Jourdan Love

Score By Period	1	2	Total
Cleveland St.	32	39	71
Oakland	44	39	83

Cleveland St. 71

#	Player	GS	MIN	FG	3PT	FT	ORB-DRB	REB	PF	A	TO	BLK	STL	PTS
13	Enaruna,Tristan	*	35	9-16	0-2	5-7	3-1	4	2	2	0	0	2	23
00	Smith,Tevin	*	28	5-9	3-4	1-3	1-2	3	1	2	0	0	1	14
12	Arnett,Dylan	*	31	4-8	0-0	2-3	3-9	12	3	2	1	3	1	10
22	Robinson,Chase	*	27	4-9	1-4	0-0	2-1	3	3	1	1	0	0	9
01	Williams,Tae	*	23	3-5	0-0	0-0	1-1	2	3	4	2	1	0	6
11	Woodrich,Jayson		24	2-9	2-8	0-0	1-1	2	3	0	1	0	0	6
03	Lowder,Drew		24	1-8	1-6	0-0	1-1	2	2	6	0	0	1	3
02	Rice,Jalin		6	0-2	0-1	0-0	1-0	1	1	0	1	0	0	0
08	Moss,TJ		2	0-0	0-0	0-0	0-1	1	2	0	0	0	0	0
TM	TEAM		0	0-0	0-0	0-0	2-2	4	0	0	0	0	0	0
Totals		-	200	28-66	7-25	8-13	15-19	34	20	17	6	4	5	71

Team Summary	FG		3PT		FT	
First Half	14-34	41.18 %	4-11	36.36 %	0-1	0.00 %
Second Half	14-32	43.75 %	3-14	21.43 %	8-12	66.67 %
Total	28-66	42.4 %	7-25	28.0 %	8-13	61.5 %

Technical Fouls: none **Second Chance Points:** 19 **Scores Tied:** 1 times(s) **Points in the Paint:** 38 **Fast Break Points:** 4
Lead Changed: 1 times(s) **Points off Turnovers:** 6 **Bench Points:** 9 **Largest Lead:** 0 0

Oakland 83

#	Player	GS	MIN	FG	3PT	FT	ORB-DRB	REB	PF	A	TO	BLK	STL	PTS
11	Lampman,Blake	*	37	8-18	4-11	6-6	2-3	5	2	3	3	0	1	26
04	Townsend,Trey	*	34	8-12	0-0	2-2	3-6	9	4	3	3	2	1	18
02	Conway,Chris	*	24	3-5	0-0	2-2	0-2	2	1	1	0	1	0	8
10	Cole,DQ	*	27	2-6	0-2	2-2	2-4	6	3	5	0	0	0	6
07	Jones,Isaiah	*	20	1-3	0-0	4-4	2-2	4	2	0	0	1	0	6
03	Gohlke,Jack		26	2-4	2-4	3-3	0-6	6	0	0	0	0	1	9
00	Watts,Rocket		18	1-10	0-1	4-4	0-1	1	2	2	0	0	1	6
12	Naivalurua,Tuburu		12	2-4	0-0	0-0	4-1	5	1	0	0	0	0	4
21	Hunter,Tone		2	0-0	0-0	0-0	0-0	0	0	0	0	0	0	0
TM	TEAM		0	0-0	0-0	0-0	3-1	4	0	0	1	0	0	0
Totals		-	200	27-62	6-18	23-23	16-26	42	15	14	7	4	4	83

Team Summary	FG		3PT		FT	
First Half	17-36	47.22 %	4-12	33.33 %	6-6	100.00 %
Second Half	10-26	38.46 %	2-6	33.33 %	17-17	100.00 %
Total	27-62	43.5 %	6-18	33.3 %	23-23	100.0 %

Technical Fouls: none **Second Chance Points:** 19 **Scores Tied:** 1 times(s) **Points in the Paint:** 40 **Fast Break Points:** 4
Lead Changed: 1 times(s) **Points off Turnovers:** 8 **Bench Points:** 19 **Largest Lead:** 0 0



GOLDEN GRIZZLIES VS KENTUCKY

Oakland (15-10,10-4 Horizon) -vs- Northern Ky. (12-12,7-6 Horizon)
02/08/24 at Truist Arena, Highland Heights, KY

Date: 02/08/24
Time: 7:00 PM
Attendance: 2,702
Site: Truist Arena, Highland Heights, KY
Referees: James Breeding, Tim Comer, Chris Beaver

Score By Period	1	2	OT 1	Total
Oakland	40	40	9	89
Northern Ky.	38	42	19	99

Oakland 89

#	Player	GS	MIN	FG	3PT	FT	ORB-DRB	REB	PF	A	TO	BLK	STL	PTS
11	Lampman,Blake	*	42	7-19	6-18	4-4	0-3	3	4	9	3	1	3	24
04	Townsend,Trey	*	43	8-17	0-0	4-5	3-6	9	2	4	2	0	1	20
02	Conway,Chris	*	38	6-10	0-0	0-0	4-2	6	1	3	1	0	0	12
10	Cole,DQ	*	30	2-9	1-8	3-5	1-1	2	2	4	1	0	1	8
07	Jones,Isaiah	*	16	0-1	0-0	0-0	3-2	5	4	2	3	1	1	0
03	Gohlke,Jack		36	7-20	7-20	0-0	1-2	3	2	2	0	0	0	21
00	Watts,Rocket		11	1-4	0-2	0-0	1-2	3	1	1	0	0	1	2
12	Naivalurua,Tuburu		7	1-1	0-0	0-0	2-0	2	1	0	0	1	0	2
13	Price,Osei		2	0-1	0-1	0-0	0-0	0	0	0	0	0	0	0
TM	TEAM		0	0-0	0-0	0-0	5-1	6	0	0	0	0	0	0
Totals		-	225	32-82	14-49	11-14	20-19	39	17	25	10	3	7	89

Team Summary	FG	3PT	FT
First Half	15-39 38.46 %	7-22 31.82 %	3-3 100.00 %
Second Half	15-35 42.86 %	6-22 27.27 %	4-5 80.00 %
OT 1	2-8 25.00 %	1-5 20.00 %	4-6 66.67 %
Total	32-82 39.0 %	14-49 28.6 %	11-14 78.6 %

Technical Fouls: none **Second Chance Points:** 24 **Scores Tied:** 8 times(s) **Points in the Paint:** 32 **Fast Break Points:** 7
Lead Changed: 11 times(s) **Points off Turnovers:** 17 **Bench Points:** 25 **Largest Lead:** 0 0

Northern Ky. 99

#	Player	GS	MIN	FG	3PT	FT	ORB-DRB	REB	PF	A	TO	BLK	STL	PTS
22	Bradley,Michael	*	42	9-13	4-7	4-4	0-3	3	4	8	1	0	0	26
03	Warrick,Marques	*	44	6-13	2-7	6-7	1-2	3	0	4	1	0	1	20
01	Robinson,Trey	*	39	8-12	0-1	4-6	0-11	11	2	5	3	0	3	20
40	Itejere,Keeyan	*	42	6-6	0-0	1-2	2-8	10	5	3	2	3	2	13
05	Wells,LJ	*	18	2-5	1-2	0-0	1-0	1	0	1	5	0	0	5
11	Pettus II,Randall		24	4-7	1-4	4-4	0-4	4	3	4	1	0	0	13
14	Israel,Jeremiah		14	1-5	0-0	0-0	2-2	4	1	1	2	0	0	2
15	Tchilombo,Cesar		2	0-1	0-0	0-0	0-0	0	0	0	0	0	0	0
TM	TEAM		0	0-0	0-0	0-0	3-2	5	0	0	0	0	0	0
Totals		-	225	36-62	8-21	19-23	9-32	41	15	26	15	3	6	99

Team Summary	FG	3PT	FT
First Half	16-31 51.61 %	4-12 33.33 %	2-3 66.67 %
Second Half	14-23 60.87 %	2-6 33.33 %	12-14 85.71 %
OT 1	6-8 75.00 %	2-3 66.67 %	5-6 83.33 %
Total	36-62 58.1 %	8-21 38.1 %	19-23 82.6 %

Technical Fouls: none **Second Chance Points:** 13 **Scores Tied:** 8 times(s) **Points in the Paint:** 42 **Fast Break Points:** 9
Lead Changed: 11 times(s) **Points off Turnovers:** 11 **Bench Points:** 15 **Largest Lead:** 0 0

GOLDEN GRIZZLIES VS KENTUCKY



Oakland (16-10,11-4 Horizon) -vs- Wright St. (14-12,9-6 Horizon) 02/10/24 at Ervin J. Nutter Center, Fairborn, OH

Date: 02/10/24
Time: 7:00 PM
Attendance: 5,860
Site: Ervin J. Nutter Center, Fairborn, OH
Referees: Todd Von Sossan, Shane Staggs, Bryan Anslinger

Score By Period	1	2	Total
Oakland	36	38	74
Wright St.	24	36	60

Oakland 74

#	Player	GS	MIN	FG	3PT	FT	ORB-DRB	REB	PF	A	TO	BLK	STL	PTS
04	Townsend,Trey	*	36	9-14	1-1	0-0	0-7	7	0	2	4	3	2	19
10	Cole,DQ	*	29	7-11	1-2	0-0	4-7	11	0	2	0	1	1	15
02	Conway,Chris	*	15	3-8	0-1	0-0	1-1	2	2	0	1	0	0	6
07	Jones,Isaiah	*	14	3-4	0-0	0-0	0-0	0	1	0	0	0	0	6
11	Lampman,Blake	*	36	1-5	1-4	2-2	0-1	1	0	5	2	0	1	5
03	Gohlke,Jack		33	5-11	5-11	0-0	0-5	5	2	0	3	0	1	15
12	Naivalurua,Tuburu		24	2-5	0-0	0-2	1-7	8	3	1	0	2	1	4
21	Hunter,Tone		10	0-0	0-0	2-2	1-1	2	4	3	1	0	1	2
00	Watts,Rocket		3	1-4	0-0	0-0	0-0	0	0	0	0	0	0	2
13	Price,Osei		0+	0-0	0-0	0-0	0-0	0	0	0	0	0	0	0
TM	TEAM		0	0-0	0-0	0-0	2-2	4	0	0	0	0	0	0
Totals		-	200	31-62	8-19	4-6	9-31	40	12	13	11	6	7	74

Team Summary	FG	3PT	FT
First Half	16-34 47.06 %	2-9 22.22 %	2-2 100.00 %
Second Half	15-28 53.57 %	6-10 60.00 %	2-4 50.00 %
Total	31-62 50.0 %	8-19 42.1 %	4-6 66.7 %

Technical Fouls: none **Second Chance Points:** 14 **Scores Tied:** 2 times(s) **Points in the Paint:** 46 **Fast Break Points:** 8
Lead Changed: 2 times(s) **Points off Turnovers:** 8 **Bench Points:** 23 **Largest Lead:** 0 0

Wright St. 60

#	Player	GS	MIN	FG	3PT	FT	ORB-DRB	REB	PF	A	TO	BLK	STL	PTS
01	Calvin,Trey	*	36	5-14	0-7	4-4	0-2	2	2	3	2	0	1	14
14	Noel,Brandon	*	36	5-14	1-3	0-0	1-7	8	0	1	1	1	3	11
03	Huibregtse,Alex	*	35	4-11	2-7	0-0	1-1	2	1	3	1	0	0	10
12	Braun,AJ	*	33	3-6	0-0	2-4	3-5	8	4	2	2	1	0	8
15	Carter,Drey	*	13	1-3	0-2	0-0	4-0	4	0	0	1	0	0	2
23	Holden,Tanner		37	5-17	2-6	3-4	4-6	10	2	3	2	0	5	15
21	Woods,Logan		6	0-2	0-2	0-0	0-0	0	1	0	0	0	0	0
00	Brown,Kaden		4	0-1	0-1	0-0	0-0	0	0	1	0	0	0	0
TM	TEAM		0	0-0	0-0	0-0	3-2	5	0	0	0	0	0	0
Totals		-	200	23-68	5-28	9-12	16-23	39	10	13	9	2	9	60

Team Summary	FG	3PT	FT
First Half	11-33 33.33 %	2-14 14.29 %	0-0 0.00 %
Second Half	12-35 34.29 %	3-14 21.43 %	9-12 75.00 %
Total	23-68 33.8 %	5-28 17.9 %	9-12 75.0 %

Technical Fouls: none **Second Chance Points:** 13 **Scores Tied:** 2 times(s) **Points in the Paint:** 20 **Fast Break Points:** 4
Lead Changed: 2 times(s) **Points off Turnovers:** 9 **Bench Points:** 15 **Largest Lead:** 0 0



GOLDEN GRIZZLIES VS KENTUCKY

Oakland (17-10,12-4 Horizon) -vs- Purdue Fort Wayne (16-10,7-8 Horizon)
02/14/24 at Allen County War Memorial Coliseum, Fort Wayne, IN

Date: 02/14/24
Time: 7:00 PM
Attendance: 1,604
Site: Allen County War Memorial Coliseum, Fort Wayne, IN
Referees: Steve McJunkins, James Curran, Kenneth Moreland

Score By Period	1	2	Total
Oakland	34	37	71
Purdue Fort Wayne	24	39	63

Oakland 71

#	Player	GS	MIN	FG	3PT	FT	ORB-DRB	REB	PF	A	TO	BLK	STL	PTS
10	Cole,DQ	*	23	5-7	4-5	0-0	0-3	3	5	1	4	0	0	14
02	Conway,Chris	*	34	5-8	0-0	2-3	0-7	7	2	2	0	0	0	12
04	Townsend,Trey	*	38	5-10	0-1	1-2	1-4	5	0	3	3	0	1	11
11	Lampman,Blake	*	39	2-7	1-4	2-2	1-5	6	1	2	2	1	1	7
07	Jones,Isaiah	*	9	0-0	0-0	0-0	1-1	2	0	1	1	0	2	0
03	Gohlke,Jack		34	6-14	6-14	5-8	0-3	3	0	2	0	0	0	23
00	Watts,Rocket		16	1-3	0-0	2-2	1-4	5	1	1	3	0	0	4
12	Naivalurua,Tuburu		6	0-0	0-0	0-0	0-1	1	3	0	1	0	0	0
13	Price,Osei		1	0-0	0-0	0-0	0-0	0	2	0	0	0	0	0
TM	TEAM		0	0-0	0-0	0-0	2-1	3	0	0	0	0	0	0
Totals		-	200	24-49	11-24	12-17	6-29	35	14	12	14	1	4	71

Team Summary	FG	3PT	FT
First Half	13-25 52.00 %	6-13 46.15 %	2-3 66.67 %
Second Half	11-24 45.83 %	5-11 45.45 %	10-14 71.43 %
Total	24-49 49.0 %	11-24 45.8 %	12-17 70.6 %

Technical Fouls: none Second Chance Points: 9 Scores Tied: 3 times(s) Points in the Paint: 22 Fast Break Points: 0
Lead Changed: 8 times(s) Points off Turnovers: 12 Bench Points: 27 Largest Lead: 0 0

Purdue Fort Wayne 63

#	Player	GS	MIN	FG	3PT	FT	ORB-DRB	REB	PF	A	TO	BLK	STL	PTS
00	Bello,Rasheed	*	37	7-10	1-4	0-0	0-1	1	3	2	3	0	3	15
03	Morton-Robertson,Quinton	*	31	4-13	3-11	3-3	0-3	3	1	1	1	0	1	14
01	Jackson,Jalen	*	32	4-11	2-4	1-4	0-1	1	2	4	1	0	1	11
32	Mulder,Eric	*	29	4-5	0-0	2-6	5-4	9	1	0	0	3	2	10
22	Roberts,Anthony	*	32	2-8	1-1	2-2	1-4	5	2	2	3	0	1	7
11	Nelson,Maximus		17	1-5	1-5	0-0	0-3	3	2	0	0	0	0	3
10	Hadnot II,Corey		12	1-4	1-3	0-0	0-0	0	1	2	1	0	0	3
05	DeJurnett,Johnathan		8	0-0	0-0	0-0	0-2	2	0	1	0	0	0	0
02	Whitaker,Destin		2	0-0	0-0	0-0	0-0	0	0	0	0	0	0	0
TM	TEAM		0	0-0	0-0	0-0	2-2	4	0	0	0	0	0	0
Totals		-	200	23-56	9-28	8-15	8-20	28	12	12	9	3	8	63

Team Summary	FG	3PT	FT
First Half	9-28 32.14 %	4-15 26.67 %	2-4 50.00 %
Second Half	14-28 50.00 %	5-13 38.46 %	6-11 54.55 %
Total	23-56 41.1 %	9-28 32.1 %	8-15 53.3 %

Technical Fouls: none Second Chance Points: 14 Scores Tied: 3 times(s) Points in the Paint: 28 Fast Break Points: 9
Lead Changed: 8 times(s) Points off Turnovers: 15 Bench Points: 6 Largest Lead: 0 0

GOLDEN GRIZZLIES VS KENTUCKY



IUPUI (6-22,2-15 Horizon) -vs- Oakland (18-10,13-4 Horizon) 02/17/24 at Athletics Center O'Rena , Rochester, MI

Date: 02/17/24
Time: 3:00 PM
Attendance: 2,941
Site: Athletics Center O'Rena , Rochester, MI
Referees: Luke Schumer, Bill Jacobson, Jim Bruno

Score By Period	1	2	Total
IUPUI	24	35	59
Oakland	51	56	107

IUPUI 59

#	Player	GS	MIN	FG	3PT	FT	ORB-DRB	REB	PF	A	TO	BLK	STL	PTS
04	Monroe,Bryce	*	33	3-6	1-1	2-2	1-2	3	1	0	2	0	0	9
01	Brady II,Vincent	*	31	3-9	1-6	0-0	2-1	3	2	3	0	0	0	7
00	Counter,Jlynn	*	30	2-10	1-6	2-2	0-3	3	1	3	3	0	1	7
09	Samb,Abdou	*	21	2-3	0-0	1-1	3-3	6	4	0	3	0	0	5
02	Egbuta,John	*	22	1-5	1-1	0-2	1-1	2	2	1	2	0	0	3
13	Jackson,DJ		22	7-12	1-2	2-2	0-0	0	1	2	1	0	1	17
07	Samuels,Qwanzi		16	2-9	0-1	4-4	2-0	2	1	1	0	0	1	8
08	Blocker,Kidtrell		13	1-5	0-1	1-3	1-1	2	0	0	1	0	1	3
14	Allen,Braden		7	0-0	0-0	0-0	0-0	0	0	0	1	0	1	0
15	Nkombamba,Yves		5	0-1	0-0	0-0	0-0	0	3	0	0	0	0	0
TM	TEAM		0	0-0	0-0	0-0	3-1	4	0	0	0	0	0	0
Totals		-	200	21-60	5-18	12-16	13-12	25	15	10	13	0	5	59

Team Summary	FG	3PT	FT
First Half	8-29 27.59 %	4-9 44.44 %	4-4 100.00 %
Second Half	13-31 41.94 %	1-9 11.11 %	8-12 66.67 %
Total	21-60 35.0 %	5-18 27.8 %	12-16 75.0 %

Technical Fouls: none **Second Chance Points:** 16 **Scores Tied:** 1 times(s) **Points in the Paint:** 22 **Fast Break Points:** 3
Lead Changed: 1 times(s) **Points off Turnovers:** 10 **Bench Points:** 28 **Largest Lead:** 0 0

Oakland 107

#	Player	GS	MIN	FG	3PT	FT	ORB-DRB	REB	PF	A	TO	BLK	STL	PTS
13	Price,Osei	*	28	5-9	2-6	2-2	1-4	5	3	1	2	0	0	14
04	Townsend,Trey	*	26	3-6	0-1	6-6	2-2	4	2	3	1	0	1	12
10	Cole,DQ	*	22	3-5	1-2	2-2	1-6	7	0	4	0	0	0	9
02	Conway,Chris	*	22	2-4	0-0	4-4	0-4	4	1	1	1	0	1	8
07	Jones,Isaiah	*	28	3-4	0-1	0-0	3-5	8	2	4	3	0	4	6
03	Gohlke,Jack		24	10-15	10-15	1-1	0-3	3	2	2	0	0	1	31
00	Watts,Rocket		23	6-8	2-2	1-2	1-1	2	0	3	0	0	0	15
12	Naivalurua,Tuburu		18	3-3	0-0	2-2	0-1	1	3	2	0	1	1	8
01	Rogers,Michael		9	2-2	0-0	0-0	0-2	2	0	0	3	0	0	4
TM	TEAM		0	0-0	0-0	0-0	0-1	1	0	0	0	0	0	0
Totals		-	200	37-56	15-27	18-19	8-29	37	13	20	10	1	8	107

Team Summary	FG	3PT	FT
First Half	18-31 58.06 %	8-16 50.00 %	7-8 87.50 %
Second Half	19-25 76.00 %	7-11 63.64 %	11-11 100.00 %
Total	37-56 66.1 %	15-27 55.6 %	18-19 94.7 %

Technical Fouls: none **Second Chance Points:** 10 **Scores Tied:** 1 times(s) **Points in the Paint:** 42 **Fast Break Points:** 16
Lead Changed: 1 times(s) **Points off Turnovers:** 16 **Bench Points:** 58 **Largest Lead:** 0 0



GOLDEN GRIZZLIES VS KENTUCKY

Oakland (19-10,14-4 Horizon) -vs- Robert Morris (10-18,6-11 Horizon)
02/22/24 at UPMC Events Center, Carnot-Moon, PA

Date: 02/22/24
Time: 7:00 PM
Attendance: 922
Site: UPMC Events Center, Carnot-Moon, PA
Referees: Greg Langsdorf, Todd Von Sossan, Chris Beaver

Score By Period	1	2	Total
Oakland	29	34	63
Robert Morris	19	24	43

Oakland 63

#	Player	GS	MIN	FG	3PT	FT	ORB-DRB	REB	PF	A	TO	BLK	STL	PTS
04	Townsend,Trey	*	33	4-15	0-0	14-17	6-11	17	0	4	3	0	2	22
10	Cole,DQ	*	32	4-13	1-6	3-4	1-5	6	2	4	0	0	2	12
02	Conway,Chris	*	26	4-7	0-0	0-0	0-4	4	0	1	1	2	2	8
11	Lampman,Blake	*	25	2-5	1-4	0-0	0-2	2	1	2	1	0	0	5
07	Jones,Isaiah	*	15	0-2	0-0	0-0	1-1	2	3	0	0	0	1	0
03	Gohlke,Jack		31	3-10	3-9	0-0	1-4	5	0	0	1	0	1	9
12	Naivalurua,Tuburu		14	2-2	0-0	1-3	3-1	4	1	0	0	1	0	5
13	Price,Osei		12	1-3	0-1	0-0	0-1	1	2	0	0	0	0	2
21	Hunter,Tone		10	0-0	0-0	0-0	0-1	1	2	1	2	0	1	0
01	Rogers,Michael		2	0-1	0-0	0-0	0-0	0	0	0	0	0	0	0
TM	TEAM		0	0-0	0-0	0-0	0-4	4	0	0	0	0	0	0
Totals		-	200	20-58	5-20	18-24	12-34	46	11	12	8	3	9	63

Team Summary	FG		3PT		FT	
First Half	12-31	38.71 %	2-11	18.18 %	3-5	60.00 %
Second Half	8-27	29.63 %	3-9	33.33 %	15-19	78.95 %
Total	20-58	34.5 %	5-20	25.0 %	18-24	75.0 %

Technical Fouls: none **Second Chance Points:** 13 **Scores Tied:** 0 times(s) **Points in the Paint:** 30 **Fast Break Points:** 6
Lead Changed: 0 times(s) **Points off Turnovers:** 15 **Bench Points:** 16 **Largest Lead:** 0 0

Robert Morris 43

#	Player	GS	MIN	FG	3PT	FT	ORB-DRB	REB	PF	A	TO	BLK	STL	PTS
07	Folgueiras,Alvaro	*	33	5-10	1-4	2-2	2-9	11	3	2	2	2	0	13
32	Corbin,Josh	*	34	2-9	2-7	0-0	0-3	3	0	1	3	0	1	6
00	Hastings,Markeese	*	14	2-5	2-2	0-0	0-3	3	2	1	1	0	0	6
01	Williams,Justice	*	30	2-7	1-3	0-0	1-2	3	2	4	2	0	2	5
11	Walker,Stephaun	*	12	0-4	0-0	0-0	2-1	3	4	0	2	0	0	0
05	Wainwright,TJ		23	5-11	1-3	0-0	1-4	5	0	1	2	0	1	11
23	Ford,Chris		18	1-3	0-0	0-0	1-3	4	2	0	0	0	0	2
12	Last,Jackson		32	0-9	0-6	0-0	1-2	3	4	1	1	1	0	0
42	Krystkowiak,Ben		2	0-1	0-1	0-0	0-0	0	0	0	0	0	0	0
50	James,Trey		2	0-1	0-0	0-0	0-0	0	1	0	0	0	0	0
TM	TEAM		0	0-0	0-0	0-0	0-2	2	0	0	1	0	0	0
Totals		-	200	17-60	7-26	2-2	8-29	37	18	10	14	3	4	43

Team Summary	FG		3PT		FT	
First Half	8-30	26.67 %	3-11	27.27 %	0-0	0.00 %
Second Half	9-30	30.00 %	4-15	26.67 %	2-2	100.00 %
Total	17-60	28.3 %	7-26	26.9 %	2-2	100.0 %

Technical Fouls: none **Second Chance Points:** 11 **Scores Tied:** 0 times(s) **Points in the Paint:** 18 **Fast Break Points:** 12
Lead Changed: 0 times(s) **Points off Turnovers:** 10 **Bench Points:** 13 **Largest Lead:** 0 0

GOLDEN GRIZZLIES VS KENTUCKY



Wright St. (17-12,12-6 Horizon) -vs- Oakland (19-11,14-5 Horizon)
02/25/24 at Athletics Center O'Rena , Rochester, MI

Date: 02/25/24
Time: 3:00 PM
Attendance: 3,007
Site: Athletics Center O'Rena , Rochester, MI
Referees: Courtney Green, Scott Siville, Lamont Simpson

Score By Period	1	2	Total
Wright St.	37	59	96
Oakland	38	37	75

Wright St. 96

#	Player	GS	MIN	FG	3PT	FT	ORB-DRB	REB	PF	A	TO	BLK	STL	PTS
03	Huibregtse,Alex	*	31	8-12	5-9	0-1	0-1	1	2	6	0	0	1	21
12	Braun,AJ	*	33	10-15	0-0	0-0	1-4	5	1	0	1	2	1	20
14	Noel,Brandon	*	37	6-12	1-3	6-6	5-11	16	2	2	2	1	0	19
23	Holden,Tanner	*	33	7-12	0-0	1-5	1-5	6	3	8	3	0	3	15
01	Calvin,Trey	*	38	4-7	1-2	2-2	0-5	5	1	4	2	0	2	11
05	Myers,Bo		2	1-1	1-1	2-2	1-0	1	0	0	0	0	0	5
21	Woods,Logan		9	1-3	1-3	0-0	0-0	0	1	1	0	0	2	3
02	Carter,Drey		8	0-1	0-0	2-2	0-0	0	4	1	0	0	1	2
22	Welage,Andrew		7	0-0	0-0	0-0	0-2	2	0	0	1	0	0	0
30	Brown,Kaden		2	0-3	0-1	0-0	0-0	0	1	0	0	0	0	0
TM	TEAM		0	0-0	0-0	0-0	0-2	2	0	0	0	0	0	0
Totals		-	200	37-66	9-19	13-18	8-30	38	15	22	9	3	10	96

Team Summary	FG		3PT		FT	
First Half	15-33	45.45 %	2-10	20.00 %	5-7	71.43 %
Second Half	22-33	66.67 %	7-9	77.78 %	8-11	72.73 %
Total	37-66	56.1 %	9-19	47.4 %	13-18	72.2 %

Technical Fouls: none **Second Chance Points:** 10 **Scores Tied:** 3 times(s) **Points in the Paint:** 44 **Fast Break Points:** 2
Lead Changed: 6 times(s) **Points off Turnovers:** 22 **Bench Points:** 10 **Largest Lead:** 0 0

Oakland 75

#	Player	GS	MIN	FG	3PT	FT	ORB-DRB	REB	PF	A	TO	BLK	STL	PTS
10	Cole,DQ	*	31	8-16	1-6	1-4	0-2	2	4	5	3	0	0	18
04	Townsend,Trey	*	36	5-11	0-2	4-4	2-12	14	0	2	1	0	1	14
11	Lampman,Blake	*	30	5-11	4-10	0-0	0-2	2	2	1	3	0	0	14
02	Conway,Chris	*	30	4-11	0-0	5-5	1-1	2	1	4	2	2	1	13
07	Jones,Isaiah	*	14	0-1	0-0	2-2	2-3	5	2	0	1	0	1	2
03	Gohlke,Jack		36	4-11	4-11	0-1	0-4	4	2	0	0	0	0	12
01	Rogers,Michael		1	1-1	0-0	0-1	0-0	0	0	0	0	0	0	2
21	Hunter,Tone		7	0-1	0-0	0-0	0-0	0	1	1	1	0	2	0
13	Price,Osei		6	0-0	0-0	0-0	1-0	1	0	1	1	0	0	0
00	Watts,Rocket		5	0-0	0-0	0-0	0-0	0	0	1	2	0	0	0
12	Naivalurua,Tuburu		4	0-2	0-0	0-0	2-0	2	4	0	1	0	0	0
TM	TEAM		0	0-0	0-0	0-0	3-1	4	0	0	0	0	0	0
Totals		-	200	27-65	9-29	12-17	11-25	36	16	15	15	2	5	75

Team Summary	FG		3PT		FT	
First Half	15-30	50.00 %	5-12	41.67 %	3-4	75.00 %
Second Half	12-35	34.29 %	4-17	23.53 %	9-13	69.23 %
Total	27-65	41.5 %	9-29	31.0 %	12-17	70.6 %

Technical Fouls: none **Second Chance Points:** 13 **Scores Tied:** 3 times(s) **Points in the Paint:** 32 **Fast Break Points:** 6
Lead Changed: 6 times(s) **Points off Turnovers:** 8 **Bench Points:** 14 **Largest Lead:** 0 0



GOLDEN GRIZZLIES VS KENTUCKY

Detroit Mercy (1-30,1-19 Horizon) -vs- Oakland (20-11,15-5 Horizon)
03/02/24 at Athletics Center O'Rena , Rochester, MI

Date: 03/02/24

Time: 6:00 PM

Site: Athletics Center O'Rena , Rochester, MI

Referees: Mason Siler, Jourdan Love, Jim Bruno

Score By Period	1	2	Total
Detroit Mercy	35	35	70
Oakland	31	44	75

Detroit Mercy 70

#	Player	GS	MIN	FG	3PT	FT	ORB-DRB	REB	PF	A	TO	BLK	STL	PTS
14	Stone,Jayden	*	40	6-13	2-6	5-6	1-6	7	1	1	1	0	3	19
04	Tankersley,Marcus	*	40	6-8	1-2	2-2	1-1	2	1	4	2	0	0	15
23	Del Cadia,Edoardo	*	30	3-5	0-0	8-8	0-3	3	5	4	1	0	2	14
06	Kuac,Emmanuel	*	31	4-7	4-6	0-0	2-3	5	4	3	1	0	0	12
01	Manciel,Mak	*	9	1-3	1-3	0-0	0-0	0	4	2	3	0	0	3
07	Olajuwon,Abdullah		11	1-3	0-0	2-2	2-1	3	1	0	2	0	1	4
41	Schwannecke,Tobin		14	1-2	1-1	0-0	0-1	1	1	0	0	0	0	3
05	LeGreair,Kyle		22	0-3	0-1	0-0	0-2	2	2	3	0	0	1	0
10	Pink,Jamail		3	0-1	0-0	0-0	0-0	0	1	1	0	0	0	0
TM	TEAM		0	0-0	0-0	0-0	0-2	2	0	0	0	0	0	0
Totals		-	200	22-45	9-19	17-18	6-19	25	20	18	10	0	7	70

Team Summary	FG	3PT	FT
First Half	12-25 48.00 %	5-11 45.45 %	6-6 100.00 %
Second Half	10-20 50.00 %	4-8 50.00 %	11-12 91.67 %
Total	22-45 48.9 %	9-19 47.4 %	17-18 94.4 %

Technical Fouls: none Second Chance Points: 4 Scores Tied: 5 times(s) Points in the Paint: 16 Fast Break Points: 10
Lead Changed: 7 times(s) Points off Turnovers: 16 Bench Points: 7 Largest Lead: 0 0

Oakland 75

#	Player	GS	MIN	FG	3PT	FT	ORB-DRB	REB	PF	A	TO	BLK	STL	PTS
11	Lampman,Blake	*	40	6-13	5-10	3-3	0-1	1	2	4	1	1	3	20
04	Townsend,Trey	*	38	6-13	0-0	6-8	4-2	6	1	3	4	0	0	18
03	Gohlke,Jack	*	40	4-8	3-7	2-2	0-5	5	2	5	0	1	0	13
02	Conway,Chris	*	29	3-6	0-0	2-3	2-3	5	4	1	0	0	1	8
00	Watts,Rocket	*	10	2-4	0-1	0-0	0-0	0	0	1	1	0	1	4
07	Jones,Isaiah		11	1-2	0-0	4-4	1-1	2	3	0	1	0	0	6
12	Naivalurua,Tuburu		5	2-2	0-0	0-0	1-0	1	3	0	0	0	0	4
10	Cole,DQ		20	1-2	0-1	0-0	0-2	2	1	0	2	0	0	2
21	Hunter,Tone		4	0-1	0-0	0-0	0-0	0	1	4	0	0	0	0
13	Price,Osei		3	0-0	0-0	0-0	0-0	0	0	0	0	0	0	0
TM	TEAM		0	0-0	0-0	0-0	1-2	3	0	0	0	0	0	0
Totals		-	200	25-51	8-19	17-20	9-16	25	17	18	9	2	5	75

Team Summary	FG	3PT	FT
First Half	9-25 36.00 %	4-12 33.33 %	9-9 100.00 %
Second Half	16-26 61.54 %	4-7 57.14 %	8-11 72.73 %
Total	25-51 49.0 %	8-19 42.1 %	17-20 85.0 %

Technical Fouls: none Second Chance Points: 8 Scores Tied: 5 times(s) Points in the Paint: 32 Fast Break Points: 5
Lead Changed: 7 times(s) Points off Turnovers: 11 Bench Points: 12 Largest Lead: 0 0

GOLDEN GRIZZLIES VS KENTUCKY



Purdue Fort Wayne (21-12,11-9 Horizon) -vs- Oakland (21-11,15-5 Horizon)
03/07/24 at Athletics Center O'Rena , Rochester, MI

Date: 03/07/24
Time: 7:00 PM
Attendance: 3,721
Site: Athletics Center O'Rena , Rochester, MI
Referees: Rob Riley Sr., Andy O'Brien, Bill Ek

Score By Period	1	2	Total
Purdue Fort Wayne	27	38	65
Oakland	38	37	75

Purdue Fort Wayne 65

#	Player	GS	MIN	FG	3PT	FT	ORB-DRB	REB	PF	A	TO	BLK	STL	PTS
00	Bello,Rasheed	*	39	6-14	4-9	0-1	0-3	3	1	5	3	0	1	16
01	Jackson,Jalen	*	31	4-12	3-5	4-4	0-5	5	2	3	1	1	2	15
22	Roberts,Anthony	*	32	5-13	1-6	2-2	3-1	4	2	3	4	0	1	13
03	Morton-Robertson,Quinton	*	32	4-11	2-8	0-0	0-1	1	3	3	2	0	0	10
32	Mulder,Eric	*	26	0-4	0-0	1-2	3-5	8	2	1	2	2	0	1
10	Hadnot II,Corey		16	3-3	1-1	0-0	0-1	1	2	3	2	0	1	7
11	Nelson,Maximus		18	1-3	1-3	0-0	0-3	3	3	0	0	0	0	3
05	DeJurnett,Johnathan		6	0-0	0-0	0-0	0-2	2	0	0	0	0	0	0
TM	TEAM		0	0-0	0-0	0-0	2-1	3	0	0	1	0	0	0
Totals		-	200	23-60	12-32	7-9	8-22	30	15	18	15	3	5	65

Team Summary	FG	3PT	FT
First Half	10-27 37.04 %	5-15 33.33 %	2-2 100.00 %
Second Half	13-33 39.39 %	7-17 41.18 %	5-7 71.43 %
Total	23-60 38.3 %	12-32 37.5 %	7-9 77.8 %

Technical Fouls: none **Second Chance Points:** 5 **Scores Tied:** 1 times(s) **Points in the Paint:** 20 **Fast Break Points:** 6
Lead Changed: 2 times(s) **Points off Turnovers:** 12 **Bench Points:** 10 **Largest Lead:** 0 0

Oakland 75

#	Player	GS	MIN	FG	3PT	FT	ORB-DRB	REB	PF	A	TO	BLK	STL	PTS
10	Cole,DQ	*	17	6-8	2-3	0-0	0-2	2	5	2	2	0	1	14
02	Conway,Chris	*	31	5-6	1-1	0-0	0-4	4	2	0	0	4	0	11
11	Lampman,Blake	*	33	2-10	1-7	4-4	1-4	5	1	1	1	1	1	9
04	Townsend,Trey	*	37	3-8	0-0	0-0	2-9	11	3	4	4	2	2	6
13	Price,Osei	*	13	1-2	0-1	0-0	0-3	3	1	2	0	0	1	2
00	Watts,Rocket		18	7-10	0-1	4-4	0-1	1	0	1	3	0	2	18
03	Gohlke,Jack		31	3-6	2-5	1-1	0-4	4	1	1	1	0	1	9
12	Naivalurua,Tuburu		11	0-1	0-0	4-4	1-2	3	0	0	0	1	2	4
21	Hunter,Tone		9	0-2	0-0	2-3	0-0	0	1	3	0	0	0	2
TM	TEAM		0	0-0	0-0	0-0	0-1	1	0	0	1	0	0	0
Totals		-	200	27-53	6-18	15-16	4-30	34	14	14	12	8	10	75

Team Summary	FG	3PT	FT
First Half	16-34 47.06 %	4-11 36.36 %	2-2 100.00 %
Second Half	11-19 57.89 %	2-7 28.57 %	13-14 92.86 %
Total	27-53 50.9 %	6-18 33.3 %	15-16 93.8 %

Technical Fouls: none **Second Chance Points:** 2 **Scores Tied:** 1 times(s) **Points in the Paint:** 34 **Fast Break Points:** 10
Lead Changed: 2 times(s) **Points off Turnovers:** 18 **Bench Points:** 33 **Largest Lead:** 0 0



GOLDEN GRIZZLIES VS KENTUCKY

Cleveland St. (20-14,11-9 Horizon) -vs- Oakland (22-11,15-5 Horizon)
03/11/24 at Indiana Farmers Coliseum, Indianapolis, IN

Date: 03/11/24
Time: 7:00 PM
Site: Indiana Farmers Coliseum, Indianapolis, IN
Referees: Andy O'Brien, Edwin Young, Bill Ek

Score By Period	1	2	Total
Cleveland St.	38	33	71
Oakland	38	36	74

Cleveland St. 71

#	Player	GS	MIN	FG	3PT	FT	ORB-DRB	REB	PF	A	TO	BLK	STL	PTS
01	Williams,Tae	*	31	9-17	0-0	3-6	5-9	14	3	2	1	0	1	21
13	Enaruna,Tristan	*	37	5-15	0-1	4-4	3-4	7	4	3	1	2	1	14
03	Lowder,Drew	*	37	3-10	2-6	3-3	0-0	0	3	4	2	1	2	11
11	Woodrich,Jayson	*	28	2-7	1-5	4-5	0-4	4	0	2	1	1	0	9
12	Arnett,Dylan	*	26	4-5	0-0	0-0	0-6	6	1	3	4	2	0	8
22	Robinson,Chase		20	1-5	0-3	2-2	1-0	1	2	3	1	0	3	4
00	Smith,Tevin		15	2-3	0-1	0-2	1-2	3	5	0	1	0	0	4
02	Rice,Jalin		6	0-1	0-0	0-0	0-1	1	1	0	0	0	0	0
TM	TEAM		0	0-0	0-0	0-0	2-1	3	0	0	0	0	0	0
Totals		-	200	26-63	3-16	16-22	12-27	39	19	17	11	6	7	71

Team Summary	FG	3PT	FT
First Half	16-33 48.48 %	2-7 28.57 %	4-6 66.67 %
Second Half	10-30 33.33 %	1-9 11.11 %	12-16 75.00 %
Total	26-63 41.3 %	3-16 18.8 %	16-22 72.7 %

Technical Fouls: none Second Chance Points: 10 Scores Tied: 7 times(s) Points in the Paint: 38 Fast Break Points: 11
Lead Changed: 7 times(s) Points off Turnovers: 14 Bench Points: 8 Largest Lead: 0 0

Oakland 74

#	Player	GS	MIN	FG	3PT	FT	ORB-DRB	REB	PF	A	TO	BLK	STL	PTS
10	Cole,DQ	*	34	8-16	2-8	2-4	1-4	5	4	4	4	1	1	20
04	Townsend,Trey	*	37	3-11	0-0	9-11	2-6	8	3	4	3	0	3	15
02	Conway,Chris	*	35	3-4	0-1	2-2	1-2	3	4	1	1	1	2	8
11	Lampman,Blake	*	34	2-9	1-6	0-0	4-2	6	1	2	2	3	2	5
13	Price,Osei	*	5	0-3	0-1	0-0	1-1	2	1	0	1	0	0	0
03	Gohlke,Jack		36	7-15	7-14	0-0	1-6	7	2	1	0	0	0	21
21	Hunter,Tone		9	1-2	0-0	2-4	0-1	1	1	6	0	0	1	4
12	Naivalurua,Tuburu		7	0-0	0-0	1-2	1-2	3	1	0	0	0	0	1
00	Watts,Rocket		3	0-2	0-1	0-0	0-0	0	0	2	0	0	0	0
TM	TEAM		0	0-0	0-0	0-0	2-1	3	0	0	0	0	0	0
Totals		-	200	24-62	10-31	16-23	13-25	38	17	20	11	5	9	74

Team Summary	FG	3PT	FT
First Half	13-34 38.24 %	4-14 28.57 %	8-11 72.73 %
Second Half	11-28 39.29 %	6-17 35.29 %	8-12 66.67 %
Total	24-62 38.7 %	10-31 32.3 %	16-23 69.6 %

Technical Fouls: none Second Chance Points: 11 Scores Tied: 7 times(s) Points in the Paint: 28 Fast Break Points: 7
Lead Changed: 7 times(s) Points off Turnovers: 13 Bench Points: 26 Largest Lead: 0 0

GOLDEN GRIZZLIES VS KENTUCKY



Milwaukee (20-15,12-8 Horizon) -vs- Oakland (23-11,15-5 Horizon)
03/12/24 at Indiana Farmers Coliseum, Indianapolis, IN

Date: 03/12/24
Time: 7:00 PM
Site: Indiana Farmers Coliseum, Indianapolis, IN
Referees: Tim Comer, Paul Szelc, Earl Walton

Score By Period	1	2	Total
Milwaukee	33	43	76
Oakland	37	46	83

Milwaukee 76

#	Player	GS	MIN	FG	3PT	FT	ORB-DRB	REB	PF	A	TO	BLK	STL	PTS
08	Pratt,Erik	*	34	4-11	2-5	6-6	2-2	4	2	4	1	0	0	16
04	Pullian,Kentrell	*	35	5-13	1-5	4-6	2-0	2	2	4	0	1	1	15
10	Freeman,BJ	*	30	6-17	1-5	1-1	0-3	3	0	1	4	0	0	14
22	Fields,Faizon	*	21	3-4	0-0	0-0	2-4	6	5	2	0	1	1	6
27	Ham,Dominic	*	5	0-1	0-1	0-0	1-1	2	2	1	0	0	1	0
13	Wilson,Langston		19	5-7	0-0	0-1	1-5	6	2	0	0	1	0	10
02	Jamison,Elijah		22	3-7	0-3	2-2	0-2	2	2	6	1	0	0	8
25	Franklin,Aaron		22	3-4	0-0	1-3	2-7	9	4	0	1	1	0	7
34	Duffy,Darius		9	0-1	0-0	0-0	0-1	1	3	0	0	0	0	0
11	Davis,Leoric		2	0-0	0-0	0-0	0-0	0	1	0	0	0	0	0
15	Murchison,Simeon		1	0-1	0-0	0-0	0-0	0	0	0	0	0	0	0
TM	TEAM		0	0-0	0-0	0-0	2-0	2	0	0	0	0	0	0
Totals		-	200	29-66	4-19	14-19	12-25	37	23	18	7	4	3	76

Team Summary	FG		3PT		FT	
First Half	14-30	46.67 %	3-10	30.00 %	2-3	66.67 %
Second Half	15-36	41.67 %	1-9	11.11 %	12-16	75.00 %
Total	29-66	43.9 %	4-19	21.1 %	14-19	73.7 %

Technical Fouls: (1) Franklin,Aaron **Second Chance Points:** 18 **Scores Tied:** 9 times(s) **Points in the Paint:** 44 **Fast Break Points:** 6
Lead Changed: 10 times(s) **Points off Turnovers:** 7 **Bench Points:** 25 **Largest Lead:** 0 0

Oakland 83

#	Player	GS	MIN	FG	3PT	FT	ORB-DRB	REB	PF	A	TO	BLK	STL	PTS
04	Townsend,Trey	*	40	12-22	0-0	14-18	5-6	11	2	5	2	1	1	38
11	Lampman,Blake	*	38	3-9	2-7	4-4	0-5	5	2	3	0	4	2	12
02	Conway,Chris	*	30	5-11	0-0	1-2	3-7	10	4	0	1	3	0	11
10	Cole,DQ	*	35	1-5	0-2	2-2	0-3	3	3	7	3	0	0	4
13	Price,Osei	*	6	1-1	1-1	0-0	0-0	0	1	0	0	0	0	3
03	Gohlke,Jack		34	5-12	5-12	0-0	1-3	4	0	2	0	0	2	15
12	Naivalurua,Tuburu		10	0-1	0-0	0-1	2-0	2	1	0	0	2	0	0
21	Hunter,Tone		7	0-1	0-0	0-0	0-2	2	2	0	1	1	0	0
TM	TEAM		0	0-0	0-0	0-0	2-2	4	0	0	0	0	0	0
Totals		-	200	27-62	8-22	21-27	13-28	41	15	17	7	11	5	83

Team Summary	FG		3PT		FT	
First Half	14-31	45.16 %	5-13	38.46 %	4-6	66.67 %
Second Half	13-31	41.94 %	3-9	33.33 %	17-21	80.95 %
Total	27-62	43.5 %	8-22	36.4 %	21-27	77.8 %

Technical Fouls: none **Second Chance Points:** 17 **Scores Tied:** 9 times(s) **Points in the Paint:** 36 **Fast Break Points:** 4
Lead Changed: 10 times(s) **Points off Turnovers:** 8 **Bench Points:** 15 **Largest Lead:** 0 0