



2024 KENTUCKY SOFTBALL | WEEK 10 | LOUISVILLE

UK Communications & PR | 338 Lexington Ave, Lexington, KY, 40506 | www.UKathletics.com
Softball Contact: Chris Shoals | Office: (859) 257-8437 | Cell: (513) 312-2489 | cmsh223@uky.edu
Twitter: @UKSoftball, @UKCoachLawson, @UKAthletics

2024 SCHEDULE/RESULTS

KENTUCKY PLAYS AT LOUISVILLE ON WEDNESDAY

The Wildcats will play at Louisville on Wednesday night at 7 p.m. ET in a game televised by the ACC Network with Matt Schumacher and Carol Bruggeman on the call from Ulmer Stadium in the Derby City.

Kentucky is 24-14 on the year and will look to make it two wins in a row over the Cards in Louisville dating back to the 2022 season, when Stephaine Schoonover threw a no-hitter against the Cardinals at Ulmer Stadium in the Derby City.

The Wildcats RPI is slotted at No. 25 in the nation and Louisville sits at 48 after winning one of three games against the No. 18 Florida St. Seminoles this weekend at home.

Date	Opponent	Time/Result
Feb. 9	vs. UC Santa Barbara \$	W, 5-1
Feb. 9	vs. #3 Stanford \$	W, 2-1
Feb. 10	vs. #3 Stanford \$	W, 3-2 (8)
Feb. 10	at #24 San Diego State \$	L, 2-1
Feb. 11	vs. Minnesota \$	W, 3-2 (8)
Feb. 15	vs. North Carolina %	W, 12-10
Feb. 15	vs. Wisconsin %	W, 6-5
Feb. 16	vs. #5 Washington %	L, 8-1
Feb. 17	vs. Central Florida %	Cancelled (Rain)
Feb. 17	vs. #3 Texas %	Cancelled (Rain)
Feb. 23	vs. Akron &	W, 7-3
Feb. 23	at USC Upstate & [ESPN+]	W, 9-0 (5)
Feb. 24	vs. Monmouth &	W, 6-1
Feb. 24	vs. Akron &	W, 7-5
Feb. 25	at USC Upstate &	W, 11-6
March 2	vs. Minnesota #	W, 8-0 (5)
March 2	at Charlotte #	L, 4-3
March 3	vs. Fordham #	L, 10-8
March 3	vs. UNC Wilmington #	W, 8-1
March 6	BELLARMINE	W, 3-1
March 8	#3 LSU*	L, 6-2
March 9	#3 LSU* [SEC Network]	L, 4-3
March 10	#3 LSU* [SEC Network]	L, 8-3
March 13	at Lipscomb [ESPN+]	W, 9-0 (5)
March 14	SOUTH DAKOTA STATE ~	W, 8-0 (5)
March 15	COLUMBIA ~	W, 12-3 (5)
March 16	OHIO STATE ~	W, 9-4
March 16	COLUMBIA ~	W, 10-0 (5)
March 17	OHIO STATE ~	L, 12-6
March 20	MARSHALL	W, 7-0
March 22	at #10 Florida* [SEC Network]	L, 10-2 (5)
March 23	at #10 Florida*	L, 9-1 (6)
March 24	at #10 Florida* [ESPN2]	L, 7-1
March 26	DAYTON	W, 4-3
March 28	#13/14 ALABAMA*	W, 6-3
March 29	#13/14 ALABAMA*	L, 9-4
March 30	#13/14 ALABAMA*	W, 4-3 (8)
April 3	NORTHERN KENTUCKY	Cancelled (Weather)
April 5	at #13/14 Texas A&M*	L, 5-4
April 6	at #13/14 Texas A&M* [SEC Network]	L, 10-9
April 7	at #13/14 Texas A&M*	W, 1-0
April 10	at Louisville [ACC Network]	7 p.m. ET
April 12	GEORGIA*	6:30 p.m. ET
April 13	GEORGIA*	2 p.m. ET
April 14	GEORGIA* [ESPN2]	2:30 p.m. ET
April 17	at Western Kentucky	7 p.m. ET
April 20	at Auburn* [SEC Network]	4 p.m. ET
April 21	at Auburn* [SEC Network]	7 p.m. ET
April 22	at Auburn* [SEC Network]	7 p.m. ET
April 26	SOUTH CAROLINA	6:30 p.m. ET
April 27	SOUTH CAROLINA	2 p.m. ET
April 28	SOUTH CAROLINA	1 p.m. ET
May 2	at Tennessee* [SEC Network]	7 p.m. ET
May 3	at Tennessee*	6 p.m. ET
May 4	at Tennessee*	2 p.m. ET
May 7-11	SEC Softball Tournament (Auburn, Ala.)	TBA
May 16-19	NCAA Regionals (Campus sites)	TBA
May 23-26	NCAA Supers Regionals (Campus sites)	TBA
May 29-June 5/6	2024 Women's College World Series	OKC



(RV/RV) KENTUCKY WILDCATS

2024 Record: 24-14, 3-9 SEC
Ranking: RV (USA Today/NFCA) | RV (ESPN.com/USA Softball) | NCAA RPI: 25
Coach: Rachel Lawson (UMass, 1994)
At Kentucky: 590-350-1, 180-204 SEC (17th year)
Career: 679-467-1 (19th Year)



(NR/NR) LOUISVILLE CARDINALS

2024 Record: 23-16, 4-8 ACC
Ranking: NR (USA Today/NFCA) | NR (ESPN.com/USA Softball) | NCAA RPI: 48
Coach: Holly Aprile (UMass, 1992)
At UL: 152-125-1 (6th season)
Career: 423-349-2 (15th season)

CAT SCRATCHES

* Rachel Lawson is in her 17th season at the helm of the UK softball program and already ranks as the winningest head coach in school history. 2023 was her 13th-straight 30-win season with UK, not counting the COVID-shortened 2020 season.

* 2024 marks the 12th-straight year that Rachel Lawson, Kristine Himes and Molly Belcher will make up the full-time coaching staff. It is the longest-tenured coaching staff in the UK Athletics Department, and the longest in SEC Softball. UK added Grace Baalman to its staff this season with the passing of the new rule that permits four full-time coaches on staff now.

* The Wildcats have allowed two runs or less in each of its first five games for the first time in program history.

* Rachel Lawson has given up pitch calling duties for the first time in her head coaching career. Grace Baalman will call pitches for UK this season, with the exception of Stephanie Schoonover, who Lawson will still continue to call pitches for due to their three-year on-field relationship.

* Stephanie Schoonover returns in 2024 with full health in her pitching arm after working through injury in 2023.

* Kentucky will have 13 televised games in 2024, as well as returning to the ESPN Shriners Children's Elite Invitational in Clearwater for the first time since 2019.

All times Eastern and subject to change; Home games in bold; * denotes SEC games; \$ denotes 2024 San Diego State Tournament (San Diego, Calif.); % denotes 2024 ESPN Shriners Children's Hospital Clearwater Invitational (Clearwater, Fla.); & denotes 2024 USC Upstate Tournament (Spartanburg, S.C.); # denotes 2024 Charlotte Tournament, Charlotte, N.C.; ~ denotes 2024 John Cropp Classic (Lexington, Ky.)



2024 KENTUCKY SOFTBALL | WEEK 10 | LOUISVILLE

WEEKLY SCHEDULE FOR UK SOFTBALL TEAM

MONDAY - 8	TUESDAY - 9	WEDNESDAY - 10	THURSDAY - 11	FRIDAY - 12	SATURDAY - 13	SUNDAY - 14
NCAA Mandatory Off Day	Practice - 2:30pm John Cropp Stadium	Kentucky at Louisville 7pm ET ACC Network	Practice - 2:30pm John Cropp Stadium	Georgia at Kentucky 6:30 p.m. ET SEC Network+	Georgia at Kentucky 2 p.m. ET SEC Network+	Georgia at Kentucky 2:30 p.m. ET ESPN2

2023 QUICK FACTS

GENERAL INFORMATION

Location:Lexington, Kentucky
 Founded:1865
 Enrollment:30,000
 Nickname: Wildcats
 Colors: Blue and White
 Conference: Southeastern
 President: Dr. Eli Capilouto
 Athletic Director: Mitch Barnhart

COACHING/SUPPORT STAFF

Head Coach: Rachel Lawson
 Alma mater: UMass, 1994
 Years at UK:17th Year
 Record at UK: 590-350-1, 180-204 SEC
 Career record: 678-467-1 (19th Year)
Assistant Coach: Kristine Himes
 Alma mater:..... Ohio State, 2003
 Years at UK:.....17th Year
Assistant Coach: Molly Belcher
 Alma mater: Kentucky, 2010
 Years at UK:.....14th Year
Assistant Coach: Grace Baalman
 Alma mater: Kentucky, 2021
 Years at UK:..... 1st Year
Director of Operations: Brittany Cervantes
 Alma mater:..... Kentucky, 2012
 Years at UK in Role:.....4th Year

TEAM INFORMATION

2023 Record: 33-22-1
 2023 SEC record:10-14
 2023 SEC Finish: 9th
 2023 NCAA Finish:..... NCAA Evanston Regional
 Final Ranking: NR/NR
 Letterwinners: 17 returning, 5 lost
 Starters 6 returning, 3 lost
 Pitchers 4 returning, 1 lost
 Newcomers:8

STADIUM INFORMATION

Stadium: John Cropp Stadium (2013)
 Capacity:2,117
 Dimensions:..... L-200, C-220, R-200

ATHLETIC COMMUNICATIONS AND PR

Contact:.....Chris Shoals
 Office Phone:859.257.8437
 Mobile Phone:513.312.2489
 Email:.....cmsh223@uky.edu

Who Coaches Where?

On third base - Kristine Himes (14th year coaching third base; 17th on staff; Offensive Coordinator)

On first base - Molly Belcher (14th year coaching first base; 14th on staff)

In dugout - Grace Baalman (pitch caller for Langdon, Vickers, Hess and Lacatena)

In dugout - Rachel Lawson (pitch caller for Stephanie Schoonover, substitutions)

About John Cropp Stadium

- * Built: April of 2013
- * CF - 220
- * Lines - 200
- * Full Capacity - 2,117

>2023 was the 10th anniversary of JCS

Magic Number Four

Kentucky is 136-17-1 (.888) since the start of the 2020 season when it scores at least four runs.

UK is 20-4 in 2024 when getting to four runs.

In 2023, UK was 25-4-1 when scoring at least four runs. Two of the four losses came the weekend against Mississippi State in Starkville.

Racking Up Hotel Points and Frequent Flyer Miles in Pre-Conference

Kentucky began the season with 20 games on the road before getting the opportunity to play a home game. This includes four tournaments, 15 nights in a hotel, eight flights and two bus trips. **Total non-conference miles traveled: 7,578**

Coffel Cements Her Own History

Erin Coffel broke the school record for career home runs on March 3 against UNC Wilmington. She now is the solo leader in Kentucky Softball history.

All-Time UK Home Run Leaders

1. Erin Coffel	65
2. Abbey Cheek	61
3. Brittany Cervantes	48
4. Mallory Peyton	43
5. Griffin Joiner, Molly Johnson	35

All-Time UK Runs Batted In (RBI)

1. Erin Coffel	208	(2021-Pres)
2. Abbey Cheek	202	(2016-2019)
3. Alex Martens	181	(2017-2020)
4. Brittany Cervantes	161	(2009-2012)
5. Mallory Peyton	152	(2018-2021)

MEDIA INFORMATION

Credentials

All media credential requests should be submitted at least 24 hours prior to home games through UK Communications & Public Relations contact Chris Shoals. Credentials can be picked up at the Joe Craft Center in the Media Relations office.

Media Services/Interviews

During games, media will be provided with a media guide as well as notes. Final results are available following each game. For fax service, please contact a member of the UK Media Relations Office. Phones are made available on a first-come, first-serve basis in the press box. Interviews with players and coaches are done in an informal manner on the field following each game. For assistance in locating any member of the UK team, find Chris Shoals for help. For assistance with opposing players and coaches, please see the opposing SID.

Practice Interviews

Head coach Rachel Lawson is available for interviews weekday mornings as well as immediately after practice. Her office is located at the Soccer/Softball Offices. Team practices take place from 1-4 p.m., daily during the season. All practices take place at John Cropp Stadium and are subject to change based on class schedules and travel as well as game schedules. Interviews with coaches and/or players are after practice and phone interviews may be arranged. Advance notice is requested for all interviews. Please arrange all interviews through the UK Media Relations Office and softball contact Chris Shoals.



2024 KENTUCKY SOFTBALL | WEEK 10 | LOUISVILLE

2024 KENTUCKY ALPHABETICAL ROSTER

No.	Name	Position	Class/EXP	Bats/Throws	Hometown (High School/Last College)
10	Jenna Blanton	Outfield	Rs Jr.	L/R	Chapel Hill, Tenn./Forrest HS
88	Lauryn Borzilleri	Infield	So.	R/R	Riverside, Calif./King HS
21	Erin Coffel	Infield	Sr.	R/R	Bremen, Ind./Bremen HS
99	Emory Donaldson	UTL	Fr.	R/R	Louisville, Ky./Ballard HS
3	Taylor Ebbs	Outfield	Jr.	L/R	Keizer, Ore./McNary HS
64	Ella Emmert	Catcher	Jr.	R/R	Lexington, Ky./Lexington Catholic HS
2	Karissa Hamilton	UTL	So.	R/R	Flat Rock, Ind./Shelbyville HS
77	Meeko Harrison	Infield	Sr.	L/R	Fontana, Calif./Etiwanda HS
5	Taylor Hess	Pitcher	So.	L/L	St. Augusta, Minn./Maple Lake HS
7	Ally Hutchins	UTL	Fr.	R/R	Paducah, Ky./McCracken Co. HS
35	Alexia Lacatena	P/UTL	Jr.	R/R	Stanhope, N.J./Lenape Valley Regional HS
32	Sydney Langdon	Pitcher	Fr.	R/R	Perry, GA./ The Westfield School
16	Camryn Lookadoo	INF/OF	Fr.	R/R	Georgetown, Ky./Great Crossing HS
33	Grace Lorsung	Infield	Sr.	R/R	New Palestine, Ind./Indiana
00	Hallie Mitchell	C/UTL	Jr.	L/R	Forsyth, Ill./Maroa-Forsyth HS
11	Vanessa Nesby	Outfield	Sr.	L/R	Corona, Calif./Santiago HS
37	Peyton Plotts	INF/OF	Fr.	R/R	Lexington, Ky./Tates Creek HS
22	Cassie Reasner	Infield	Fr.	R/R	Harvest, Ala./ Sparkman HS
23	Stephanie Schoonover	P/UTL	Sr.	R/R	Vicksburg, Miss./Rehobeth HS
19	Rylea Smith	Outfield	5Y	L/R	St. Louis, Mo./Parkway North HS
8	Delani Sullivan	Outfield	Fr.	L/R	Georgetown, Ky./Great Crossing HS
12	Margaret Tobias	Infield	Jr.	L/R	Urbandale, Iowa/Dowling Catholic HS
20	Erica Thulen	UTL	Sr.	R/R	Erie, Ill./Erie-Prophetstown HS
9	Jaden Vickers	Pitcher	5Y	L/L	Crystal River, Fla./Rutgers

2024 KENTUCKY NUMERICAL ROSTER

No.	Name	Position	Class/EXP	Bats/Throws	Hometown (High School/Last College)
00	Hallie Mitchell	C/UTL	Jr.	L/R	Forsyth, Ill./Maroa-Forsyth HS
2	Karissa Hamilton	UTL	So.	R/R	Flat Rock, Ind./Shelbyville HS
3	Taylor Ebbs	Outfield	Jr.	L/R	Keizer, Ore./McNary HS
5	Taylor Hess	Pitcher	So.	L/L	St. Augusta, Minn./Maple Lake HS
7	Ally Hutchins	UTL	Fr.	R/R	Paducah, Ky./McCracken Co. HS
8	Delani Sullivan	Outfield	Fr.	L/R	Georgetown, Ky./Great Crossing HS
9	Jaden Vickers	Pitcher	5Y	L/L	Crystal River, Fla./Rutgers
10	Jenna Blanton	Outfield	Rs Jr.	L/R	Chapel Hill, Tenn./Forrest HS
11	Vanessa Nesby	Outfield	Sr.	L/R	Corona, Calif./Santiago HS
12	Margaret Tobias	Infield	Jr.	L/R	Urbandale, Iowa/Dowling Catholic HS
16	Camryn Lookadoo	INF/OF	Fr.	R/R	Georgetown, Ky./Great Crossing HS
19	Rylea Smith	Outfield	5Y	L/R	St. Louis, Mo./Parkway North HS
20	Erica Thulen	UTL	Sr.	R/R	Erie, Ill./Erie-Prophetstown HS
21	Erin Coffel	Infield	Sr.	R/R	Bremen, Ind./Bremen HS
22	Cassie Reasner	Infield	Fr.	R/R	Harvest, Ala./ Sparkman HS
23	Stephanie Schoonover	P/UTL	Sr.	R/R	Vicksburg, Miss./Rehobeth HS
32	Sydney Langdon	Pitcher	Fr.	R/R	Perry, GA./ The Westfield School
33	Grace Lorsung	Infield	Sr.	R/R	New Palestine, Ind./Indiana
35	Alexia Lacatena	P/UTL	Jr.	R/R	Stanhope, N.J./Lenape Valley Regional HS
37	Peyton Plotts	INF/OF	Fr.	R/R	Lexington, Ky./Tates Creek HS
64	Ella Emmert	Catcher	Jr.	R/R	Lexington, Ky./Lexington Catholic HS
77	Meeko Harrison	Infield	Sr.	L/R	Fontana, Calif./Etiwanda HS
88	Lauryn Borzilleri	Infield	So.	R/R	Riverside, Calif./King HS
99	Emory Donaldson	UTL	Fr.	R/R	Louisville, Ky./Ballard HS

2024 COACHING & SUPPORT STAFF

Head Coach: Rachel Lawson (17th season)
Associate Head Coach: Kristine Himes (17th season)
Assistant Coach: Molly Belcher (14th season)
Assistant Coach: Grace Baalman (1st season)
Graduate Assistant: Kayla Kowalik (1st season)
Director of Operations: Brittany Cervantes (5th season)
Athletic Trainer: Bri Papotto (11th season)
Equipment Manager: Myles Poole (8th season)
SID: Chris Shoals (9th season)

PRONUNCIATION GUIDE

Alexia **LACATENA** ... La-Ca-TEN-Uh
RYLEA Smith ... Ry-lee
MEEKO Harrison ... MEE-Ko
CAMRYN LOOKADOO ... CAM-rin LUCK-uh-do
Stephanie **SCHOONOVER** ... SKOON-over
Lauryn **BORZILLERI** ... BOR-zuh-LAIR-ee
HALLIE Mitchell ... HAL (Like pal – ee)
DELANI Sullivan ... DUH-LAY-nee
Erica **THULEN** ... THOO-len
Margaret **TOBIAS** ... TOE-by-us
KRISTINE Himes ... Kris-TEEN



2024 KENTUCKY SOFTBALL | WEEK 10 | LOUISVILLE

NATIONAL RANKINGS [WEEK 8]

NFCA/USA Today Poll

#	Team	Record	Previous
1	Oklahoma (12)	35-3	1
2	Texas (9)	31-6	4
3	Duke (10)	33-3	2
4	Tennessee	30-6	6
5	Oklahoma State (1)	33-6	7
6	LSU	31-5	5
7	Georgia	31-8	3
8	Stanford	31-6	8
9	Florida	33-6	10
10	Washington	26-7	9
11	Texas A&M	31-8	13
12	Alabama	29-8	14
12	UCLA	22-9	12
14	Missouri	30-10	11
15	Virginia Tech	28-9-1	15
16	Mississippi State	28-10	16
17	Arkansas	28-10	19
18	Florida State	28-10	18
19	Clemson	27-11	17
20	California	29-11	20
21	Arizona	24-12-1	21
22	Oregon	22-13	24
23	South Carolina	28-12	22
24	Boston University	29-4	23
25	Texas State	32-9	RV

RV: Louisiana (25), Baylor (19), **Kentucky (17)**, Miami (17), Kansas (8), FAU (5), Virginia (5), Nevada (3), Northwestern (2), Auburn (1), Grand Canyon (1).

ESPN.com/USA Softball Poll

#	Team	Record	Previous
1	Texas (12)	31-6	5
2	Oklahoma (5)	35-3	1
3	Duke (6)	33-3	2
4	Tennessee (1)	30-6	4
5	Oklahoma State (1)	33-6	6
6	LSU	31-5	7
7	Stanford	31-6	8
8	Georgia	31-8	3
9	Florida	33-6	10
10	Washington	26-7	9
11	UCLA	22-9	12
12	Texas A&M	31-8	14
13	Alabama	29-8	15
14	Arkansas	28-10	15
15	Missouri	30-10	11
16	Virginia Tech	28-9-1	13
17	Mississippi St.	28-10	16
18	Florida State	18-10	18
19	Clemson	27-11	17
20	Oregon	22-13	22
21	Louisiana	27-13	24
22	Texas State	32-9	23
23	California	19-11	20
24	Baylor	21-13	21
25	Arizona	24-12-1	RV
25	South Carolina	28-12	25

RV: Northwestern (30), Kansas (26), Boston U (16), **Kentucky (11)**, Miami-OH (9), Penn State (7), Virginia (3), Wichita State (1), Auburn (1), Louisville (1), UCF (1)

Kentucky in the Polls

	USA Softball	NFCA
Preseason	RV	25
February 13	18 (+7)	18 (+7)
February 20	15 (+3)	16 (+2)
February 27	14 (+1)	16 (+/- 0)
March 5	21 (-7)	23 (-7)
March 12	23 (-2)	RV (-2)
March 19	23 (+/- 0)	RV (+/- 0)
March 26	RV (-2)	RV (+/- 0)
April 2	RV (+/- 0)	RV (+/- 0)
April 9	RV (+/- 0)	RV (+/- 0)
April 16		
April 23		
May 30		
May 7		

New Look Kentucky Softball in the Circle [and the dugout]

For the first time in head coach Rachel Lawson's career, she has given up pitch calling duties for 2024. Pitching coach Grace Baalman will now call the pitches for the Wildcats after being hired as the third full-time assistant coach with the NCAA rule change this offseason.

Lawson will continue to call pitches for Stephanie Schoonover only per Schoonover's request since she is a senior and she and Lawson have a three-year working relationship.

Lawson's Baker's Dozen

Rachel Lawson has led Kentucky to 13-straight seasons of 30+ wins with UK's victory over Florida on May 7. She is the only coach in program history to accomplish this feat.

Back to Old Kentucky in the Circle

Kentucky did not allow more than two runs in any of its opening weekend games. This marks the first time in program history that UK has allowed two runs or less in five-straight games to start the 2024 season.

Kentucky vs. Opponent

Opponent	UK vs.	Lawson at UK vs.	Last meeting
Louisville	24-20	10-13	W, 7-4, 2023

Three Fifths

Kentucky owns wins against four of the five power conferences in softball. UK has wins over the PAC-12 (Stanford 2x), ACC (North Carolina), Big Ten (Ohio St., Wisconsin). The Wildcats will have 15 more chances to get an SEC win and currently do not have a Big 12 team on its schedule. UK was leading UCF 2-0 in Clearwater in the top of the first inning, but the game got washed out.

Kentucky Topples Alabama

Kentucky took its first SEC series of the season with a series win over #13 Alabama. The Wildcats won 6-3 on Thursday night and took the rubber match 4-3 on a Rylea Smith walk-off double. It was Rylea Smith's second time walking off a series win over Alabama in Lexington (2021). UK had two terrific performances from Stephanie Schoonover in the circle, as she threw over 300 pitches on the weekend as Kentucky played in front of a season-high 5,000+ fans over the series.

Lawson Joins Team USA Coaching Staff

Rachel Lawson on April 1, 2024 was named to the Team USA National Team coaching staff. She will work with head coach Kelly Kretschman on the Women's National Team and Junior Women's National Team for the Great Britain in a pair of exhibition games at the conclusion of the Women's National Team training camp in late June before heading to the Japan All-Star Series in July.

Riding The SCHOONover

Stephanie Schoonover in the Alabama series: 2-0 record; 1.87 ERA; 2 CG, 15.0 IP, 6R, 4ER, 9BB, 13K, 9H.

Gritty Kitties

On opening weekend alone, Kentucky picked up two wins when trailing in the fourth inning or later of the game.

UK has five wins this season when trailing after the fourth inning.

Kentucky only had one win all of 2023 when trailing after the fourth inning or later in the game, so 2024 already surpassed that total one weekend into the season.

Chopping Trees in the Golden State

UK took down No. 3 Stanford 2-1 and 3-2 in two highly-competitive games. Jaden Vickers pitched a complete game in the 2-1 win Friday afternoon and Stephanie Schoonover threw an eight-inning complete game in the 3-2 extra-inning win as the Wildcats took two wins over a top-five team to kick off the season.

Ranked Opening Day Success

Kentucky's win over Stanford on opening day was its highest-ever ranked win on opening day in program history. The last time UK beat a ranked team on opening day was knocking off No. 25 Notre Dame in 2016.



2024 KENTUCKY SOFTBALL | WEEK 10 | LOUISVILLE

2024 TEAM LEADERS

Hitting

BATTING AVERAGE

Jenna Blanton (.362)
Rylea Smith (.356)
Erin Coffel (.340)

AT-BATS

Rylea Smith (118)
Grace Lorsung (108)
Ally Hutchins (105)

RUNS

Erin Coffel (27)
Grace Lorsung (22)
Rylea Smith (21)

HITS

Rylea Smith (42)
Erin Coffel (35)
Grace Lorsung (31)

DOUBLES

Erin Coffel (10)
Grace Lorsung (8)
Karissa Hamilton (7)

TRIPLES

Rylea Smith (4)
Grace Lorsung (2)
Ally Hutchins, Taylor Ebbs (1)

HOME RUNS

Erin Coffel (11)
Grace Lorsung (11)
Karissa Hamilton (7)

RBI

Erin Coffel (29)
Grace Lorsung (28)
Karissa Hamilton (21)

SLUGGING PCT.

Erin Coffel (.757)
Grace Lorsung (.704)
Taylor Ebbs (.661)

Pitching

ERA

Stephanie Schoonover (2.33)
Sydney Langdon (3.70)
Jaden Vickers (5.08)

STRIKEOUTS

Stephanie Schoonover (123)
Sydney Langdon (69)
Jaden Vickers (56)
Alexia Lacatena (19)

Reasner Shines in First-Career Start

Freshman Cassie Reasner started her first-career game on March 26 vs. Dayton at second base and went 1-for-2 with the game-tying hit, and the game-winning run in the bottom of the sixth inning as she added that to a sac fly earlier in the evening and a perfect night of defense.

Kentucky's RPI

KENTUCKY AGAINST

Quad 1 (1-25): 5-9
Games remaining vs current Q1: 9

Quad 2 (26-50): 0-3
Games remaining vs current Q2: 4

Quad 3 (50-100): 5-1
Games remaining vs current Q3: 1

Quad 4 (101+): 14-1
Games remaining vs current Q4: 0

Let's Review That

Rachel Lawson in 2024:

All games challenged plays: 11
Correct challenges where the call on the field was overturned to UK's favor: 8
Percentage: 8/11 (.727 correct challenge rate)

SEC challenged plays: 6

SEC correct challenges where the call on the field was overturned to UK's favor: 4
Percentage: 4/6 (.667 correct challenge rate)

Steph Bringing The Heat!

All-time K's at Kentucky:

1. Chanda Bell 910 (2009-2012)
2. Kelsey Nunley 809 (2013-2016)
3. Keary Camunas 550 (1997-2000)
4. Meagan Prince 446 (2014-2017)
5. **Stephanie Schoonover 351 (2021-Pres.)**

Syd The Kid!

Freshman Sydney Langdon had a terrific debut for Kentucky, throwing a complete game vs. No. 24 San Diego State with no earned runs allowed, 10 strikeouts and only three hits. Langdon took the loss on an unfortunate dropped third strike that resulted in two runs scoring.

She picked up her first-career game on Sunday, Feb. 25 in an 11-6 win at USC Upstate.

Langdon In the Home Opener

Sydney Langdon struck out 15 batters, a new career-high and the most by a Kentucky pitcher since the 2023 no-hitter by Stephanie Schoonover in UK's home opener vs. Bellarmine. Langdon got seven batters looking and eight swinging, including four in a row on one occasion in the game.

2024 MISC. STATS

Multi-Hit Games	2	3	4	5+	Total
Erin Coffel	11	-	-	-	11
Rylea Smith	3	4	2	-	9
Karissa Hamilton	4	2	-	-	6
Margaret Tobias	5	-	-	-	5
Taylor Ebbs	5	-	-	-	5
Peyton Plotts	5	-	-	-	5
Ally Hutchins	5	-	-	-	5
Grace Lorsung	3	1	-	-	4
Jenna Blanton	4	-	-	-	4
Lauryn Borzilleri	2	1	-	-	3
Vanessa Nesby	1	1	-	-	2
TEAM	48	9	2	0	59

Multi-RBI Games	2	3	4	5+	Total
Peyton Plotts	7	-	-	-	7
Erin Coffel	3	3	1	-	7
Karissa Hamilton	5	1	-	-	6
Grace Lorsung	2	4	-	-	6
Taylor Ebbs	4	1	-	-	5
Rylea Smith	3	2	-	-	5
Lauryn Borzilleri	-	2	-	1	3
Ally Hutchins	3	-	-	-	3
Cassie Reasner	1	-	-	-	1
Margaret Tobias	1	-	-	-	1
Hallie Mitchell	1	-	-	-	1
Ella Emmert	1	-	-	-	1
TEAM	31	13	1	1	46

Hitting Streaks	Longest	Current
Peyton Plotts	8	-
Rylea Smith	7	-
Karissa Hamilton	7	1
Jenna Blanton	6	-
Grace Lorsung	5	-
Erin Coffel	5	-
Ally Hutchins	4	1
Taylor Ebbs	3	-
Vanessa Nesby	3	-
Lauryn Borzilleri	3	-
Margaret Tobias	3	1
Cassie Reasner	2	-
Ella Emmert	1	1
Hallie Mitchell	1	-
Meeko Harrison	1	-
Delani Sullivan	1	-
Erica Thulen	1	1

Reach Base Streaks	Longest	Current
Erin Coffel	21	2
Ally Hutchins	10	2
Peyton Plotts	10	-
Lauryn Borzilleri	8	8
Rylea Smith	7	-
Vanessa Nesby	7	-
Grace Lorsung	7	-
Karissa Hamilton	7	1
Jenna Blanton	6	-
Taylor Ebbs	4	2
Margaret Tobias	4	1
Hallie Mitchell	4	-
Ella Emmert	3	3
Cassie Reasner	2	-



2024 KENTUCKY SOFTBALL | WEEK 10 | LOUISVILLE

Coffel An SEC All-Timer

All-time SEC Career HR Leaders (in all games):

1. Mia Davidson (MSU) 92
2. Lauren Hager (Florida) 71
3. Alyssa DiCarlo (Georgia) 68
4. Kasey Cooper (Auburn) 67
5. ERIN COFFEL (Kentucky) 66

Walking Into History

Erin Coffel has the most walks in UK Softball history. Her 133rd, an intentional walk vs. Alabama, broke the record on March 28.

First Time, Long Time

2024 marked the first time since 2009 that Kentucky Softball was not ranked in both national polls to begin the season. UK was slotted No. 25 in the NFCA top-25 poll and was not ranked in the USA Softball/ESPN.com top-25.

SEC Legend Molly Johnson-Belcher

Molly Johnson-Belcher, who was the Kentucky Softball program's first-ever All-American and currently is in her 14th season as an assistant coach, has been named the University of Kentucky's 2024 Southeastern Conference Women's Legend.

Johnson-Belcher will be honored at the 2024 SEC Women's Basketball Tournament from March 6-10 in Greenville, South Carolina.

She missed coaching the game vs. Bellarmine to attend this function.

ALLLLLL Aboard

Erin Coffel reached base safely in 42-straight games, to break the school record, the last 42 games of 2023.

Her on-base streak stretched into the first 20 games of 2024 to make it 63 in a row before she went 0-for-4 vs. Lipscomb on March 13.

Walk This Way

Erin Coffel led the NCAA in 2023 with 1.17 walks per game, ranking 0.23 points higher than second place.

WHEN WAS THE LAST TIME

A Kentucky hitter:

- Hit 2 extra base hits ... **Lauryn Borzilleri (HR, HR at Texas A&M) ... 4/6/24**
- Hit 3 extra base hits Erin Coffel (HR, HR, 2B vs. Miami (OH)) ... 5/20/22
- Hit 2 home runs **Lauryn Borzilleri (HR, HR at Texas A&M) ... 4/6/24**
- Hit a Grand Slam Taylor Ebbs vs. Miami (OH) 5/19/23
- Scored 4 runs Kayla Kowalik (Miami OH)) 5/20/22
- Had 5+ RBI **Lauryn Borzilleri (vs. Lipscomb) 3/13/24**
- Had 4+ RBI **Lauryn Borzilleri (vs. Lipscomb) 3/13/24**
- Had 4 walks Kayla Kowalik at Bellarmine 4/12/23
- Had 2 stolen bases Rylea Smith vs. DePaul 3/18/23
- Hit for the cycle Brooke Marnitz (vs. Indiana State) 2/25/06
- Hit an inside-the-park HR Renee Abernathy (vs. Buffalo) 3/10/22

A Kentucky fielder:

- Had 15+ putouts **Karissa Hamilton (Bellarmine) 3/6/24**
- Had 7 assists Katie Reed (vs. Texas A&M - 8) 4/14/18

A Kentucky pitcher:

- Had 10 strikeouts **Sydney Langdon (15 - Bellarmine) 3/6/24**
- Pitched a one-hitter **Stephanie Schoonover (at USC Upstate) ... 2/23/24**
- Pitched a no-hitter Stephanie Schoonover (vs. North Texas) ... 2/18/23
- Pitched a perfect game Chanda Bell (vs. Austin Peay - Game 1) 4/6/11
- Rachel Riley (vs. Austin Peay - Game 2) 4/6/11

An Opponent hitter:

- Hit 2 extra base hits **Eschete (Texas A&M) 4/6/24**
- Hit 2 home runs **Kortorkrax (Ohio State) 3/17/24**
- Scored 4 runs **Kortorkrax (Ohio State) 3/17/24**
- Had 4+ RBI **Eschete (Texas A&M) 4/6/24**
- Had 3 walks Kim Wert (Mizzou - 3) 4/25/22
- Had 3 strikeouts M. Hackbarth (Arizona State - 4) 2/15/20
- Had 2 stolen bases Bella Loonis (Arizona State - 2) 2/15/20

An Opponent pitcher:

- Had 10 strikeouts **Ni'jaree Canady (Stanford, 14) 2/10/24**
- Pitched a one hitter Alexis Osorio (Alabama) 3/31/18
- Pitched a no-hitter Alex Storako (Oklahoma) 3/3/23

Bold = Event happened in 2024

TRACKING KENTUCKY'S EXTRA-BASE HITS IN 2024 AND CAREER

Player	Doubles 2024 (career)	Triples 2024 (career)	Home Runs 2024 (career)	Totals 2024 (career)
Rylea Smith	6 (22)	4 (5)	4 (8)	14 (36)
Erin Coffel	10 (37)	0 (3)	11 (66)	21 (107)
Meeko Harrison	0 (5)	0 (1)	1 (6)	1 (12)
Vanessa Nestby	1 (3)	0 (2)	0 (0)	1 (5)
Erica Thulen	0 (2)	0 (0)	0 (0)	0 (2)
Stephanie Schoonover	0 (0)	0 (0)	0 (0)	0 (0)
Jenna Blanton	2 (2)	0 (0)	0 (1)	2 (3)
Taylor Ebbs	4 (18)	1 (3)	4 (18)	9 (38)
Ella Emmert	1 (1)	0 (0)	0 (0)	1 (1)
Alexia Lacatena	0 (1)	0 (1)	0 (0)	0 (2)
Hallie Mitchell	1 (3)	0 (0)	0 (0)	1 (3)
Margaret Tobias	0 (0)	0 (1)	0 (0)	0 (1)
Lauryn Borzilleri	5 (5)	0 (0)	4 (4)	9 (9)
Karissa Hamilton	7 (11)	0 (1)	7 (8)	14 (20)
Taylor Hess	0 (0)	0 (0)	0 (0)	0 (0)
Grace Lorsung	8 (12)	2 (3)	10 (18)	20 (33)
Jaden Vickers	0 (0)	0 (0)	0 (0)	0 (0)
Ally Hutchins	3 (3)	1 (1)	4 (4)	8 (8)
Delani Sullivan	1 (1)	0 (0)	0 (0)	1 (1)
Camryn Lookadoo	0 (0)	0 (0)	0 (0)	0 (0)
Cassie Reasner	3 (3)	0 (0)	0 (0)	3 (3)
Sydney Langdon	0 (0)	0 (0)	0 (0)	0 (0)
Peyton Plotts	4 (4)	0 (0)	6 (6)	10 (10)
Emory Donaldson	0 (0)	0 (0)	0 (0)	0 (0)
TOTALS	56 (134)	8 (21)	52 (140)	85 (273)



2024 KENTUCKY SOFTBALL | WEEK 10 | LOUISVILLE

WINS OVER TOP-25 TEAMS RACHEL LAWSON ERA

Total wins over top 25: 138
Total wins over top 10: 64
Total wins over top 5: 36

Career wins over top-25 opponents

Date	Opponent	Score
4/7/24	at #13 Texas A&M	1-0
4/30/24	vs. #13 Alabama	4-3 (8)
5/28/24	vs. #13 Alabama	1-0
5/29/24	vs. #3 Stanford	3-2 (8)
5/29/24	vs. #16 Florida	1-0
5/29/24	vs. #19 Florida	2-0
4/27/23	at #10 Georgia	1-0
2/26/23	vs. #24 Texas A&M	10-2 (9)
4/12/23	at #23 Mizzou	1-0
4/10/23	at #23 Mizzou	1-0
4/23/23	vs. #8 Washington	1-0
4/18/23	vs. #22 North Texas	1-0
4/16/22	at #9 Virginia Tech	1-0
4/7/22	at #20 LSU	10-1 (9)
4/7/22	at #20 LSU	1-0
4/7/22	vs. #18 Auburn	1-0
4/25/22	vs. #18 Auburn	1-0
4/20/22	at #3 Alabama	1-0
4/19/22	vs. #19 Michigan	1-0
4/19/22	at #11 LSU	1-0
4/23/21	vs. #11 LSU	1-0
4/11/21	vs. #20 Georgia	11-3 (7)
4/29/21	at #18 Tennessee	5-4 (8)
4/28/21	vs. #3 Alabama	4-2 (9)
4/15/21	at #5 Florida	4-2 (9)
4/10/20	vs. #17 Minnesota	8-0 (7)
4/28/19	at #3 Alabama	3-2 (13)
4/26/19	at #3 Alabama	1-0
4/21/19	vs. #14 Auburn	1-0
4/21/19	vs. #14 Auburn	1-0
4/14/19	at #5 LSU	1-0
4/30/19	vs. #17 Ole Miss	1-0
4/30/19	at #13 Arkansas	1-0
4/10/19	at #11 South Carolina	1-0
4/9/19	at #11 South Carolina	1-0
4/27/19	at #11 South Carolina	1-0
4/16/19	vs. No. 19 James Madison (N)	12-3 (5)
4/24/18	at No. 1 Oregon	12-3 (5)
4/18/18	vs. No. 12 South Carolina	9-8 (8)
4/27/18	at No. 6 Tennessee	9-8 (8)
4/21/18	vs. No. 6 Georgia	1-0
4/15/18	at No. 9 Texas A&M	1-0
4/18/18	vs. No. 8 Alabama	1-0
4/10/18	vs. No. 8 Alabama	1-0
4/10/18	vs. No. 8 Alabama	1-0
4/30/17	vs. No. 23 South Carolina	1-0
4/30/17	vs. No. 23 South Carolina	1-0
4/29/17	vs. No. 4 Texas A&M	1-0
4/16/17	vs. No. 3 Florida	1-0
4/25/17 (I)	at No. 22 Ole Miss	1-0
4/25/17 (I)	vs. No. 22 Arkansas	1-0
4/23/17	vs. No. 22 Arkansas	1-0
4/19/17	at No. 16 Georgia	1-0
4/17/17	vs. No. 16 Georgia	1-0
4/17/17	at No. 5 UCLA	2-1 (11)
4/22/16	vs. No. 25 Utah	1-0
4/22/16	at No. 4 Alabama	1-0
4/15/16	vs. No. 18 Missouri	1-0
4/15/16	at No. 18 Missouri	1-0
4/11/16	at No. 8 LSU	1-0
4/9/16	at No. 8 LSU	1-0
4/15/16	at No. 22 Arizona State	1-0
4/15/16	vs. No. 20 Utah (N)	1-0
4/13/16	vs. No. 4 Oregon (N)	1-0
4/13/16	vs. No. 5 Notre Dame (N)	1-0
4/17/15	at No. 16 Notre Dame (N)	1-0
4/15/15	vs. No. 7 Alabama	1-0
4/28/15	vs. No. 1 LSU	1-0
4/15/15	at No. 20 Texas A&M	1-0
4/19/15	vs. No. 10 Arizona	1-0
4/29/15	at No. 5 Florida State	1-0
4/25/14	at No. 3 UCLA	1-0
4/25/14	at No. 3 UCLA	1-0
4/14/14	vs. No. 22 James Madison	4-3 (9)
4/14/14	vs. No. 7 Tennessee	1-0
4/27/14	vs. No. 7 Tennessee	1-0
4/14/14	vs. No. 18 Texas A&M	4-2 (10)
4/30/14	vs. No. 21 Auburn	1-0
4/14/14	at No. 16 Missouri	8-7 (8)
4/14/14	vs. No. 16 Missouri	1-0
4/15/14	vs. No. 15 Texas	5-4 (10)
4/14/14	vs. No. 2 Oklahoma	5-4 (10)
4/14/14	at No. 7 Alabama	9-5 (10)
4/14/14	at No. 7 Alabama	1-0
4/27/13	vs. No. 11 Missouri	1-0
4/24/13	vs. No. 7 Louisville	1-0
4/13/13	vs. No. 35 North Carolina	1-0
4/15/13	vs. No. 16 Washington (N)	1-0
4/10/13	vs. No. 20 Stanford (N)	3-2 (9)
4/8/13	vs. No. 3 Cal (N)	1-0
4/8/13	vs. No. 22 LSU	1-0
4/8/13	vs. No. 22 LSU	4-3 (8)
4/29/12	at No. 2 Florida	1-0
4/13/12	vs. No. 10 Georgia	1-0
4/13/12	vs. No. 10 Georgia	4-0
4/30/12	at No. 18 Tennessee	1-0
4/23/12	at No. 18 Auburn	8-4 (8)
4/28/11	vs. No. 5 California	8-0 (7)
4/21/11	at No. 2 Michigan	1-0
4/20/11	vs. No. 21 Notre Dame (N)	8-0 (7)
4/21/11	vs. No. 23 Auburn	10-2 (9)
4/21/11	vs. No. 7 Florida	1-0
4/17/11	vs. No. 5 Florida	10-2 (6)
4/18/11	at No. 25 LSU	1-0
4/13/11	vs. No. 7 Tennessee	5-4 (6)
4/11/11	vs. No. 7 Tennessee	1-0
4/21/10	vs. No. 22 Ohio State (N)	9-0 (5)
4/17/10	at No. 19 Ohio State	1-0
4/17/10	at No. 3 Florida	1-0
4/16/10	vs. No. 5 Alabama	1-0
4/10/10	at No. 5 Arizona State	1-0
4/18/09	vs. No. 7 Georgia (N)	1-0
4/18/09	vs. No. 7 Tennessee	6-5 (8)
3/15/08	at No. 19 LSU	2-1 (8)
3/15/08	at No. 6 Tennessee	1-0

Home: 56 | Away: 51 | Neutral: 23 | SEC: 82

2024 UK HONORS

- Stephanie Schoonover**
- SEC Pitcher of the Week (Week 1, 2/12)
- Preseason All-SEC
- USA Softball Top-50 Preseason Watch List
- Erin Coffel**
- Preseason All-SEC
- USA Softball Top-50 Preseason Watch List
- D1Softball Top-10 Player in Nation for 2024

UK'S RECORD WHEN ...

	All	SEC
One-run game	7-4	2-2
Single game	10-10	3-9
First of Day	8-1	0-0
Second of Day	6-3	0-0
Home	9-5	2-4
Away	4-7	1-5
Neutral	11-2	0-0
vs. Kentucky schools	1-0	0-0
vs. Top 10	2-7	0-6
vs. Top 25	5-11	3-9
UK scores first	17-6	2-3
UK scores 0-2 runs	2-6	1-4
UK scores 3-5 runs	6-5	1-3
UK scores 6-9 runs	11-3	1-1
UK scores 10+ runs	5-0	0-0
Opp. scores first	7-7	1-5
Opp. scores 0-2 runs	13-1	1-0
Opp. scores 3-5 runs	8-3	2-2
Opp. scores 6-9 runs	1-6	0-5
Opp. scores 10+ runs	1-4	0-2
UK has 3 or fewer hits	2-3	1-2
UK has 4-6 hits	5-5	1-4
UK has 7-9 hits	9-5	1-2
UK has 10+ hits	7-1	0-1
Opp. has 3 or fewer hits	11-1	2-0
Opp. has 4-6 hits	10-2	1-1
Opp. has 7-9 hits	1-2	0-2
Opp. has 10+ hits	1-9	0-6
UK has no errors	12-9	2-5
UK has 1 error	8-1	2-1
UK has 2+ errors	4-4	0-3
Leading or tied after 4 innings	21-5	3-3
Leading or tied after 5 innings	22-5	3-3
Leading or tied after 6 innings	18-3	3-2
Trailing after 4 innings	3-9	0-7
Trailing after 5 innings	1-9	0-7
Trailing after 6 innings	1-10	0-7
Extra-inning games	2-0	0-0
Walk-off's (7+ innings only)	2-2	1-1
UK hits a double	18-10	1-6
UK hits a triple	7-1	0-0
UK hits a home run	22-7	2-5
UK has 4+ extra base hits	12-1	0-1
UK steals a base	19-1	2-0
UK steals 2+ bases	6-1	0-0
In February	11-2	0-0
In March	13-12	3-9
In April	0-0	0-0
In May	0-0	0-0
On Monday	0-0	0-0
On Tuesday	1-0	0-0
On Wednesday	3-0	0-0
On Thursday	4-0	1-0
On Friday	4-5	0-4
On Saturday	7-5	1-3
On Sunday	5-4	1-2

GAME NOTES (CONT'D)

- 2024 John Cropp Classic Champs!**
Kentucky (4-1)
South Dakota State (3-2)
Ohio State (3-2)
Columbia (0-5)
- During the JCC, Kentucky hit 13 doubles, 3 triples and 14 HR's on the weekend with seven different players notching a HR on the weekend. The Wildcats outscored their opponents 54-19 and had three shutouts on the tournament.
- All-SEC History**
Kentucky players to be named First Team All-SEC 2x in their careers:
- Lyndsey Angus, Molly Belcher, Kayla Kowalik, Erin Coffel
- Winning in the SEC Becoming Normal**
Between 1997 and 2010, Kentucky had one winning season in SEC play (2000, 15-13).
Since 2011, Kentucky has had a winning record in SEC play in eight of 12 full seasons played (excluding 2020).



GAME NOTES (CONTINUED FROM PAGE 7)

The Tenured Trio

2023 marks the 13th-straight year that Rachel Lawson, Kristine Himes and Molly Belcher will make up the full-time coaching staff. It is the longest-tenured coaching staff in the UK Athletic Department, and the longest in SEC Softball. The previous longest-tenured staff prior to 2021 was Tennessee.

Unafraid To Challenge

Kentucky has one of the toughest non-conference schedules in the country, having scheduled non-conference games with top-25 opponents Stanford (2 times), Washington, Texas, San Diego State, and ranked SEC foes Tennessee, Georgia, Alabama, LSU, Arkansas, Florida, Auburn and South Carolina.

Coffel Joins Cheek in Power Records

Erin Coffel joined Abby Cheek as the only two players in program history to have multiple seasons of at least 15 home runs and 50 RBI in 2023.

All of the Lights, All of the Lights

The Kentucky Softball team will be featured 13 times on national television, it was announced by ESPN and its partners on Wednesday afternoon, January 31. Kentucky will be competing in the highly prestigious Shriners Children’s Clearwater Invitational this February, returning to the event for the first time since 2019. The Wildcats will have two nationally-televised games in the event with its opener against North Carolina on Feb. 15 shown on ACC Network

Preseason Honors

The Kentucky Softball team placed two of its members on the Preseason All-Southeastern Conference Team, the league office announced. Both Erin Coffel and Stephanie Schoonover were named to the team, as two of the 24-member team that was voted on by the 13 SEC head coaches.

New Kid on the Block

Grace Baalman has been hired as a full-time assistant coach and will begin her role immediately. Baalman will assist Lawson and the coaching staff in all area of the program, but will primarily work with the pitching rotation in her day-to-day.

With the new legislation passed by the NCAA, softball teams are now permitted to have three full-time assistant coaches. Baalman, who was a Wildcat pitcher from 2018-2021 and has been on Rachel Lawson’s staff as a volunteer assistant coach since 2022, will step into a full-

time role joining the longest-tenured SEC Softball staff with Kristine Himes and Molly Belcher.

Baalman was an All-Southeastern Conference pitcher for UK from 2018-2021 having played in three NCAA Super Regionals and four NCAA Regionals. Baalman won 14 games her freshman year to lead all Southeastern Conference pitchers in 2018 with a 2.72 ERA in 31 appearances with three shutouts and 10 complete games.

Kowalik in the Pros

Former Kentucky Softball catcher Kayla Kowalik was named the 2023 Women’s Pro Fastpitch Rookie of the Year, the league announced at its postseason awards ceremony in Talladega, Alabama.

Kowalik, who hit .394 on the season, was also named WPF All-Outfield and ended the regular season as the stolen base leader in the league with 14 swiped bags. The native of New Braunfels, Texas, who is a two-time National Fastpitch Coaches’ Association All-American scored 27 runs on 43 hits this season as the USSSA Pride went 18-16 to earn the No. 3 in the WPF playoffs, which begin this week

USA! USA! USA!

Erin Coffel was selected as one of 16 players in the country to represent Team USA at the 2023 Pan Am Games this fall in Santiago, Chile

Coffel was the only active NCAA collegiate athlete in the roster of 16, as she joined 15 other players who have already graduated from NCAA athletics including former Southeastern Conference standouts Aliyah Andrews, Mia Davidson, Montana Fouts, Savanna Jaquish, Aubrey Leach, Amanda Lorenz and Haylie McCleney.

The 2023 Pan Am Games were held from October 29 through November 4 in Santiago. Selected from the WNT athlete pool, the Women’s National Team Selection Committee (WNTSC) formed the Pan American Games roster based on previous and ongoing evaluations at the collegiate and professional levels as well as USA Softball National Team events.

UK Signs Six in NLI Period

Kentucky Softball head coach Rachel Lawson announced that she and the Kentucky Softball team has signed six players to a valid National Letter of Intent during the fall NLI window.

“This class has a dominant battery within in that compliment each other well and Lindsey Miller is an exceptional defensive catcher who will be able to work with Julie Kelley and Carson Fall. Allison Blum and Anna Mauck are both

extremely versatile athletes who we will use to their full disposal who are additionally outstanding hitters and competitors in the box who will add to the depth of our offense. Ava Emmert is reliable infielder who adds a lot of power to our lineup and extends the length of our order one through nine.” – Rachel Lawson on 2023 signing class

The signing class is another feather in the cap for the Kentucky Softball program who has now signed some of the highest-ranked classes the last several years under head coach Rachel Lawson. All of these players listed below will enroll at the University of Kentucky in the fall of 2024 and will compete in their freshman seasons in the spring of 2025.



2024 KENTUCKY SOFTBALL | WEEK 10 | LOUISVILLE

2024 SEC STANDINGS

School	SEC	Pct.	All	Pct.	Home	Away	Neu.	Streak
Tennessee	10-2	.833	30-6	.833	14-1	12-1	4-4	W1
Florida	9-3	.750	34-6	.850	17-2	11-2	6-2	W1
Texas A&M	10-5	.667	31-8	.795	20-2	5-5	6-1	L1
LSU	9-6	.600	31-6	.838	22-2	6-4	3-0	L1
Georgia	7-5	.583	31-8	.795	20-4	5-3	6-1	L1
Arkansas	7-5	.583	28-10	.737	15-6	7-3	6-1	W1
Mississippi State	8-7	.533	28-10	.737	15-4	8-3	5-3	L1
Alabama	6-6	.500	29-8	.784	16-4	7-4	6-0	W3
Missouri	5-7	.417	30-10	.750	4-3	12-5	14-2	L1
South Carolina	4-8	.333	28-12	.700	17-8	5-3	6-1	W1
Kentucky	3-9	.250	24-14	.632	9-5	4-7	11-2	W1
Auburn	3-9	.250	20-12-1	.621	15-7-1	2-5	3-0	L1
Ole Miss	3-12	.200	21-18	.538	5-11	9-6	7-1	L3

- SEC Regular Season Champion; \$ - SEC Tournament Champion

SEC WEEKLY AWARDS

Feb. 12, 2024

Player of the Week: Rylie West (TEN)
Pitcher of the Week: Stephanie Schoonover (UK)
 Freshman of the Week: Lauren Johnson (ALA) and Olivia Miller (FLA)

Feb. 19, 2024

Player of the Week: Jocelyn Erickson (UF) and Allie Enright (TAMU)
 Pitcher of the Week: Aspen Wesley (MSU) and Emiley Kennedy (TAMU)
 Freshman of the Week: Keagan Rothrock (UF)

Feb. 26, 2024

Player of the Week: Jenna Johnson (ALA), Ali Newland (LSU)
 Pitcher of the Week: Emiley Kennedy (TAM)
 Freshman of the Week: Ava Brown (FLA)

March 5, 2024

Player of the Week: Korbe Otis (Florida)
 Pitcher of the Week: Maddie Penta (Auburn)
 Freshman of the Week: Keagan Rathrock (Florida)

March 12, 2024

Player of the Week: Bri Ellis (Arkansas)
 Pitcher of the Week: Karlyn Pickens (Tennessee)
 Freshman of the Week: Ava Brown (Florida)

March 19, 2024

Player of the Week: Bri Ellis (Arkansas)
 Pitcher of the Week: Makenna Klithermines (Ole Miss) and Karlyn Pickens (Tennessee)
 Freshman of the Week: Kennedy Miller (Arkansas)

March 26, 2024

Player of the Week: Skylar Wallace (Florida)
 Pitcher of the Week: Peyton Gotshall (Tennessee)
 Freshman of the Week: Mia Williams (Florida) and Marissa McCann (Missouri)

April 2, 2024

Player of the Week: Mta Dodge (Mizzou)
 Pitcher of the Week: Alana Vawter (SC)
 Freshman of the Week: Marissa McCann (Mizzou)

April 9, 2024

Player of the Week:
 Pitcher of the Week:
 Freshman of the Week:

April 16, 2024

Player of the Week:
 Pitcher of the Week:
 Freshman of the Week:

April 23, 2024

Player of the Week:
 Pitcher of the Week:
 Freshman of the Week:

April 30, 2024

Player of the Week:
 Pitcher of the Week:
 Freshman of the Week:

May 7, 2024

Player of the Week:
 Pitcher of the Week:
 Freshman of the Week:

2023 SEC Postseason Awards:

Player of the Year: Skylar Wallace (Florida)
 Pitcher of the Year: Maddie Penta (Auburn)
 Freshman of the Year: Karlyn Pickens (Tennessee)
 Coach of the Year: Karen Weekly (Tennessee)
 Scholar-Athlete of the Year: Ashley Rogers (TENN)

THE SEC IN THE 2023 NCAA TOURNAMENT

Top-Eight Seeds

- (4) Tennessee
- (5) Alabama

Regional Hosts

- (10) LSU
- (11) Arkansas
- (14) Georgia

Regional No. 2/3 Seeds

Kentucky

Auburn

Texas A&M

Florida

South Carolina

Ole Miss

Missouri



Katie Reed (2016-2019)

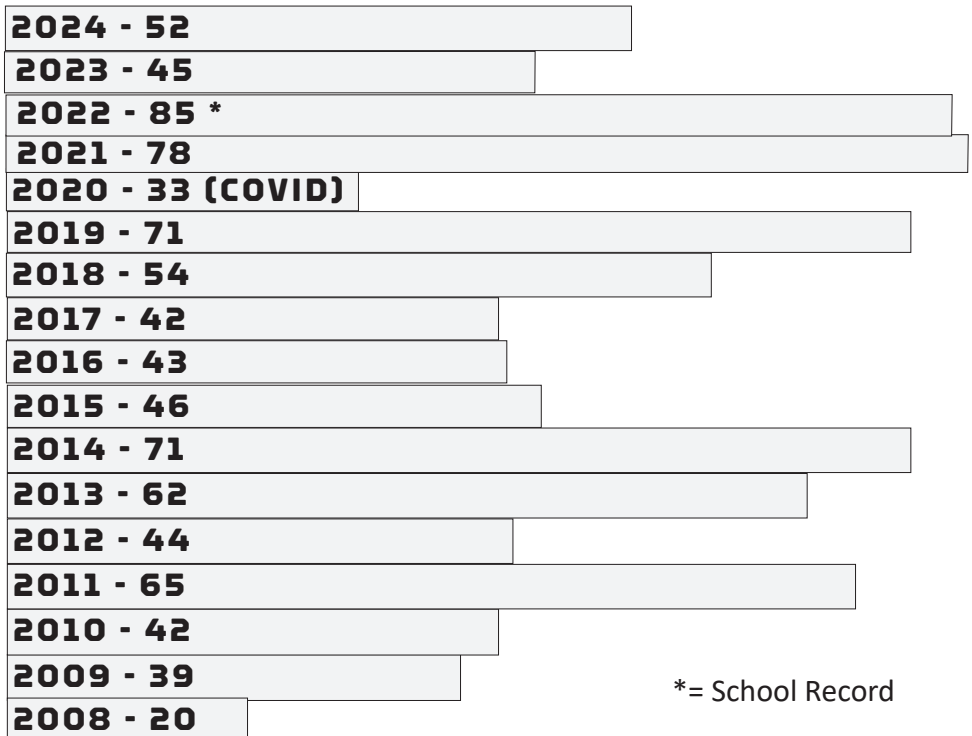


2024 KENTUCKY SOFTBALL | WEEK 10 | LOUISVILLE

SOUTHEASTERN CONFERENCE BREAKDOWN KENTUCKY'S HISTORY IN SEC ACTION

Team	Years of UK Series Victories	2024 Breakdown: 3-9
Mississippi State (9): 2018, 2022	1998, 2002, 2009, 2010, 2011, 2013, 2014, 2016,	#3 LSU (0-3) Game 1: L, 6-2 Game 2: L, 4-3 Game 3: L, 8-3
Auburn (5): Florida (4): Georgia (2) Tennessee (2):	2000, 2001, 2009, 2012, 2022 2000, 2011, 2012, 2023 2000, 2012 2000, 2011	at #10 Florida (0-3) Game 1: L, 10-1 (5) Game 2: L, 9-1 (6) Game 3: L, 7-1
Ole Miss (10): South Carolina (9):	2001, 2007, 2008, 2009, 2010, 2012, 2013, 2014, 2016, 2022 2001, 2006, 2009, 2010, 2011, 2012, 2013, 2016, 2018, 2019	#13 Alabama (2-1) Game 1: W, 6-3 Game 2: L, 9-4 Game 3: W, 4-3 (8)
Arkansas (7): Alabama (4): LSU (6): Missouri (3): South Carolina (5): Texas A&M (4):	2002, 2003, 2010, 2011, 2014, 2016, 2017 2013, 2019, 2021, 2023 2012, 2015, 2016, 2017, 2018, 2022 2014, 2016, 2017 2016, 2018, 2019, 2021, 2022 2014, 2017, 2020, 2021	at #13 Texas A&M (1-2) Game 1: L, 5-4 Game 2: L, 10-9 Game 3: W, 1-0
Year:	UK's Series Captured that Season	
1997 (0):	-	
1998 (1):	Mississippi State	
1999 (0):	-	#7 Georgia (0-0) Game 1: Game 2: Game 3:
2000 (4):	Auburn, Florida, Georgia, Tennessee	
2001 (3):	Auburn, Ole Miss, South Carolina	
2002 (2):	Arkansas, Mississippi State	
2003 (1):	Arkansas	at Auburn (0-0) Game 1: Game 2: Game 3:
2004 (0):	-	
2005 (0):	-	
2006 (1):	South Carolina	
2007 (1):	Ole Miss	
2008 (1):	Ole Miss	South Carolina (0-0) Game 1: Game 2: Game 3:
2009 (4):	Auburn, Mississippi State, Ole Miss, South Carolina	
2010 (4):	Arkansas, Mississippi State, Ole Miss, South Carolina	
2011 (5):	Arkansas, Mississippi State, Tennessee, Florida, South Carolina	
2012 (6*):	Auburn, Georgia, Ole Miss, Florida, LSU, South Carolina	Tennessee (0-0) Game 1: Game 2: Game 3:
2013 (4):	Ole Miss, Miss. State, South Carolina, Alabama	
2014 (5):	Mississippi State, Missouri, Texas A&M, Ole Miss, Arkansas	
2015 (1):	No. 1 LSU	
2016 (6*):	at South Carolina, Ole Miss, at Arkansas, at No. 8 LSU, No. 18 Missouri, vs. Mississippi State	
2017 (3):	Arkansas, at Missouri, vs. Texas A&M	
2018 (2):	No. 8 LSU, No. 12 South Carolina	
2019 (3):	No. 11 South Carolina, Mississippi State, No. 14 Auburn, at No. 3 Alabama	
2020 (1):	(Only series played (COVID-19) Texas A&M	
2021 (3):	#3 Alabama, at Texas A&M, South Carolina	
2022 (5):	No. 18 Auburn, at #20 LSU, Ole Miss, Mississippi St., South Carolina	
2023 (3):	at No. 23 Missouri, Ole Miss, #16 Florida	

KENTUCKY HOME RUN TRACKER UNDER COACH KRISTINE HIMES



*= School Record



2024 KENTUCKY SOFTBALL | WEEK 10 | LOUISVILLE

STARTING LINEUPS BY BATTING ORDER

Opponent	1	2	3	4	5	6	7	8	9
UC Santa Barbara	Coffel	Tobias	Smith	Hutchins	Lorsung	Hamilton	Borzilleri	Blanton	Nesby
Stanford	Coffel	Tobias	Smith	Hutchins	Ebbs	Lorsung	Harrison	Emmert	Nesby
Stanford	Coffel	Smith	Ebbs	Hutchins	Hamilton	Borzilleri	Lorsung	Nesby	Tobias
San Diego State	Coffel	Tobias	Smith	Hutchins	Hamilton	Harrison	Lorsung	Blanton	Nesby
Minnesota	Nesby	Smith	Coffel	Hutchins	Lorsung	Harrison	Mitchell	Donaldson	Tobias
North Carolina	Nesby	Coffel	Smith	Hutchins	Lorsung	Hamilton	Borzilleri	Blanton	Tobias
Wisconsin	Nesby	Coffel	Smith	Hutchins	Ebbs	Lorsung	Harrison	Emmert	Tobias
Washington	Coffel	Nesby	Borzilleri	Hamilton	Hutchins	Ebbs	Lorsung	Tobias	Smith
UCF	CANCELLED (Rain)								
Texas	CANCELLED (Rain)								
Akron	Coffel	Tobias	Smith	Hutchins	Lorsung	Ebbs	Harrison	Emmert	Blanton
USC Upstate	Coffel	Nesby	Smith	Hutchins	Hamilton	Ebbs	Lorsung	Borzilleri	Tobias
Monmouth	Coffel	Nesby	Smith	Hutchins	Ebbs	Lorsung	Borzilleri	Mitchell	Tobias
Akron	Coffel	Borzilleri	Smith	Hutchins	Hamilton	Lorsung	Blanton	Nesby	Tobias
USC Upstate	Coffel	Smith	Borzilleri	Hutchins	Ebbs	Lorsung	Hamilton	Tobias	Nesby
Minnesota	Coffel	Smith	Borzilleri	Hutchins	Hamilton	Lorsung	Nesby	Blanton	Tobias
Charlotte	Coffel	Smith	Borzilleri	Hutchins	Ebbs	Lorsung	Emmert	Blanton	Tobias
Fordham	Coffel	Borzilleri	Plotts	Lorsung	Ebbs	Hamilton	Blanton	Nesby	Tobias
UNCW	Coffel	Borzilleri	Hutchins	Lorsung	Ebbs	Hamilton	Nesby	Blanton	Tobias
Bellarmino	Coffel	Smith	Hutchins	Lorsung	Ebbs	Hamilton	Harrison	Blanton	Tobias
LSU (1)	Coffel	Smith	Borzilleri	Hutchins	Lorsung	Hamilton	Nesby	Blanton	Tobias
LSU (2)	Coffel	Hutchins	Smith	Lorsung	Ebbs	Blanton	Hamilton	Borzilleri	Tobias
LSU (3)	Coffel	Hutchins	Smith	Plotts	Lorsung	Sullivan	Hamilton	Borzilleri	Tobias
Lipscomb	Coffel	Hutchins	Smith	Lorsung	Plotts	Hamilton	Blanton	Tobias	Borzilleri
South Dakota State	Coffel	Hutchins	Smith	Plotts	Borzilleri	Lorsung	Hamilton	Tobias	Blanton
Columbia	Hutchins	Coffel	Smith	Lorsung	Ebbs	Hamilton	Blanton	Tobias	Borzilleri
Ohio State	Hutchins	Coffel	Smith	Lorsung	Ebbs	Hamilton	Blanton	Tobias	Borzilleri
Columbia	Hutchins	Coffel	Smith	Lorsung	Plotts	Borzilleri	Emmert	Tobias	Blanton
Ohio State	Hutchins	Coffel	Smith	Lorsung	Plotts	Hamilton	Blanton	Tobias	Borzilleri
Marshall	Smith	Coffel	Lorsung	Hutchins	Plotts	Hamilton	Blanton	Tobias	Borzilleri
Florida (1)	Smith	Coffel	Hutchins	Plotts	Lorsung	Hamilton	Blanton	Tobias	Borzilleri
Florida (2)	Smith	Coffel	Hutchins	Plotts	Lorsung	Hamilton	Blanton	Tobias	Borzilleri
Florida (3)	Smith	Coffel	Hutchins	Plotts	Lorsung	Borzilleri	Hamilton	Emmert	Tobias
Dayton	Hutchins	Coffel	Smith	Plotts	Lorsung	Hamilton	Nesby	Reasner	Borzilleri
Alabama (1)	Coffel	Hutchins	Smith	Plotts	Lorsung	Reasner	Blanton	Hamilton	Borzilleri
Alabama (2)	Coffel	Smith	Hutchins	Plotts	Lorsung	Reasner	Hamilton	Blanton	Borzilleri
Alabama (3)	Coffel	Smith	Plotts	Ebbs	Lorsung	Blanton	Reasner	Mitchell	Borzilleri
Texas A&M (1)	Coffel	Smith	Hutchins	Plotts	Lorsung	Reasner	Blanton	Mitchell	Borzilleri
Texas A&M (2)	Smith	Coffel	Ebbs	Lorsung	Plotts	Emmet	Nesby	Tobias	Borzilleri
Texas A&M (3)	Smith	Coffel	Lorsung	Borzilleri	Plotts	Hamilton	Tobias	Nesby	Ebbs
Louisville									
Georgia (1)									
Georgia (2)									
Georgia (3)									
WKU									
Auburn (1)									
Auburn (2)									
Auburn (3)									
South Carolina (1)									
South Carolina (2)									
South Carolina (3)									
Tennessee (1)									
Tennessee (2)									
Tennessee (3)									



2024 KENTUCKY SOFTBALL | WEEK 10 | LOUISVILLE

STARTING LINEUPS BY POSITION

Opponent	C	1B	2B	3B	SS	LF	CF	RF	P
UCSB	Hamilton	Borzilleri	Tobias	Lorsung	Coffel	Nesby	Blanton	Smith	Schoonover
Stanford	Emmert	Harrison	Tobias	Lorsung	Coffel	Smith	Nesby	Ebbs	Vickers
Stanford	Hamilton	Borzilleri	Tobias	Lorsung	Coffel	Smith	Nesby	Ebbs	Schoonover
San Diego State	Hamilton	Harrison	Tobias	Lorsung	Coffel	Nesby	Blanton	Smith	Langdon
Minnesota	Mitchell	Harrison	Tobias	Lorsung	Coffel	Smith	Nesby	Donaldson	Lacatena
North Carolina	Hamilton	Borzilleri	Tobias	Lorsung	Coffel	Nesby	Blanton	Smith	Langdon
Wisconsin	Emmert	Harrison	Tobias	Lorsung	Coffel	Smith	Nesby	Ebbs	Vickers
Washington	Hamilton	Borzilleri	Tobias	Lorsung	Coffel	Smith	Nesby	Ebbs	Schoonover
UCF	CANCELLED (Rain)								
Texas	CANCELLED (Rain)								
Akron	Emmert	Harrison	Tobias	Lorsung	Coffel	Smith	Blanton	Nesby	Vickers
USC Upstate	Hamilton	Borzilleri	Tobias	Lorsung	Coffel	Smith	Nesby	Ebbs	Schoonover
Monmouth	Mitchell	Borzilleri	Tobias	Lorsung	Coffel	Smith	Nesby	Ebbs	Vickers
Akron	Hamilton	Borzilleri	Tobias	Lorsung	Coffel	Nesby	Blanton	Smith	Langdon
USC Upstate	Hamilton	Borzilleri	Tobias	Lorsung	Coffel	Smith	Nesby	Ebbs	Langdon
Minnesota	Hamilton	Borzilleri	Tobias	Lorsung	Coffel	Nesby	Blanton	Smith	Schoonover
Charlotte	Emmert	Borzilleri	Tobias	Lorsung	Coffel	Smith	Blanton	Ebbs	Vickers
Fordham	Hamilton	Borzilleri	Tobias	Lorsung	Coffel	Nesby	Blanton	Ebbs	Vickers
UNCW	Hamilton	Borzilleri	Tobias	Lorsung	Coffel	Nesby	Blanton	Ebbs	Schoonover
Bellarmino	Hamilton	Harrison	Tobias	Lorsung	Coffel	Smith	Blanton	Ebbs	Langdon
LSU (1)	Hamilton	Borzilleri	Tobias	Lorsung	Coffel	Nesby	Blanton	Smith	Schoonover
LSU (2)	Hamilton	Borzilleri	Tobias	Lorsung	Coffel	Smith	Blanton	Ebbs	Vickers
LSU (3)	Hamilton	Borzilleri	Tobias	Lorsung	Coffel	Smith	Sullivan	Plotts	Langdon
Lipscomb	Hamilton	Borzilleri	Tobias	Lorsung	Coffel	Smith	Blanton	Ebbs	Schoonover
South Dakota St.	Hamilton	Borzilleri	Tobias	Lorsung	Coffel	Smith	Blanton	Plotts	Langdon
Columbia	Hamilton	Borzilleri	Tobias	Lorsung	Coffel	Smith	Blanton	Ebbs	Lacatena
Ohio State	Hamilton	Borzilleri	Tobias	Lorsung	Coffel	Smith	Blanton	Ebbs	Vickers
Columbia	Emmert	Borzilleri	Tobias	Lorsung	Coffel	Smith	Blanton	Plotts	Vickers
Ohio State	Hamilton	Borzilleri	Tobias	Lorsung	Coffel	Smith	Blanton	Plotts	Schoonover
Marshall	Hamilton	Borzilleri	Tobias	Lorsung	Coffel	Smith	Blanton	Plotts	Schoonover
Florida (1)	Hamilton	Borzilleri	Tobias	Lorsung	Coffel	Smith	Blanton	Plotts	Vickers
Florida (2)	Hamilton	Borzilleri	Tobias	Lorsung	Coffel	Smith	Blanton	Plotts	Schoonover
Florida (3)	Emmert	Borzilleri	Tobias	Lorsung	Coffel	Smith	Sullivan	Plotts	Vickers
Dayton	Hamilton	Borzilleri	Reasner	Lorsung	Coffel	Smith	Nesby	Plotts	Langdon
Alabama (1)	Mitchell	Borzilleri	Reasner	Lorsung	Coffel	Smith	Blanton	Plotts	Schoonover
Alabama (2)	Hamilton	Borzilleri	Reasner	Lorsung	Coffel	Smith	Blanton	Plotts	Vickers
Alabama (3)	Mitchell	Borzilleri	Reasner	Lorsung	Coffel	Smith	Blanton	Plotts	Schoonover
NKU	CANCELLED (Rain)								
Texas A&M (1)	Mitchell	Borzilleri	Reasner	Lorsung	Coffel	Smith	Blanton	Plotts	Schoonover
Texas A&M (2)	Emmert	Borzilleri	Tobias	Lorsung	Coffel	Smith	Nesby	Plotts	Vickers
Texas A&M (3)	Hamilton	Borzilleri	Tobias	Lorsung	Coffel	Smith	Nesby	Plotts	Schoonover
Louisville									
Georgia (1)									
Georgia (2)									
Georgia (3)									
WKU									
Auburn (1)									
Auburn (2)									
Auburn (3)									
South Carolina (1)									
South Carolina (2)									
South Carolina (3)									
Tennessee (1)									
Tennessee (2)									
Tennessee (3)									

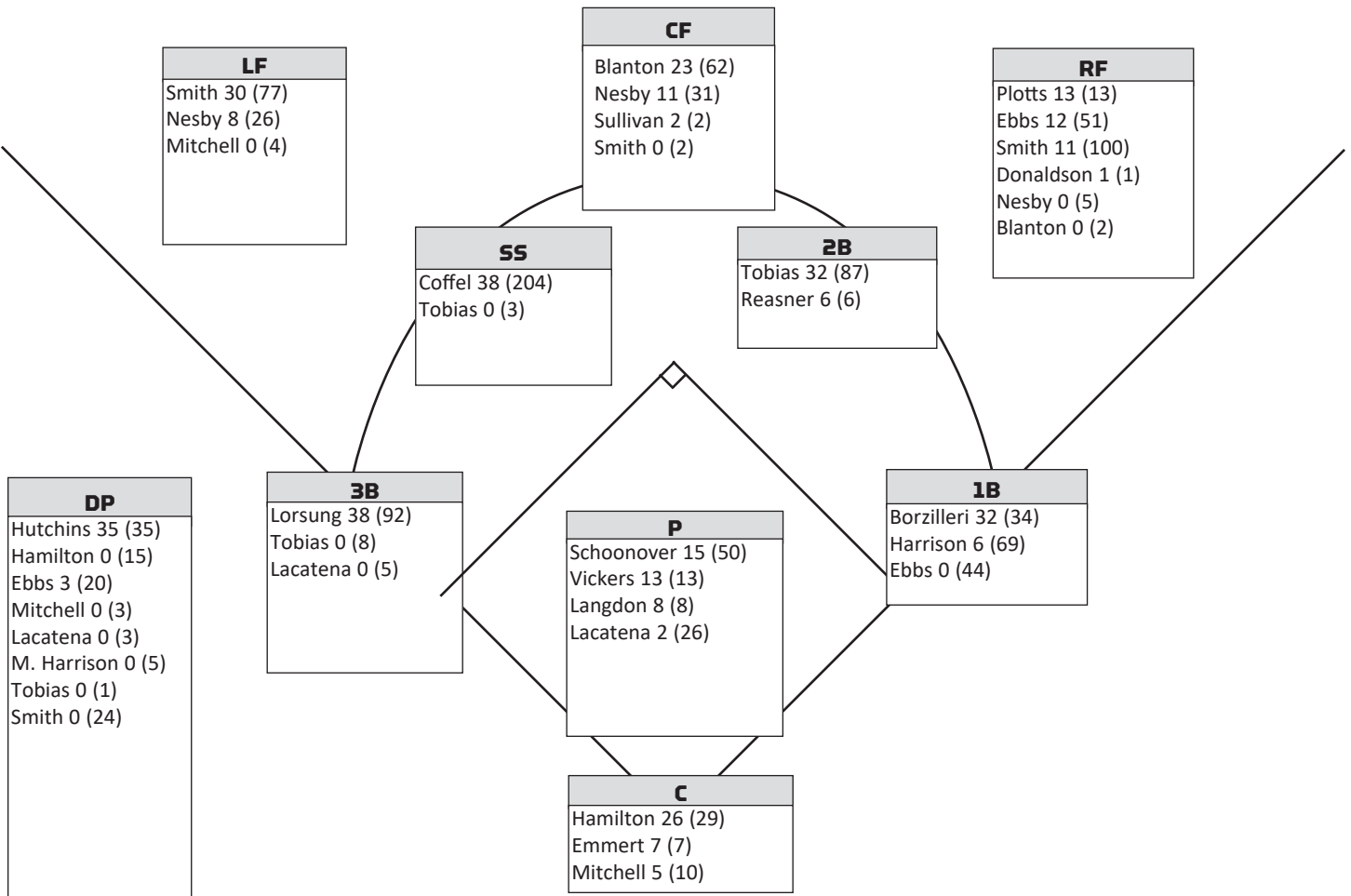


2024 KENTUCKY SOFTBALL | WEEK 10 | LOUISVILLE

2024 STARTS BY BATTING ORDER

Player	1	2	3	4	5	6	7	8	9
Jenna Blanton	2	11	9	3
Lauryn Borzilleri	.	3	5	1	1	3	3	3	13
Erin Coffel	24	13	1
Emory Donaldson	1	.
Taylor Ebbs	.	.	2	1	11	3	.	.	1
Ella Emmert	1	2	4	.
Karissa Hamilton	.	.	.	1	5	15	5	.	.
Meeko Harrison	2	4	.	.
Taylor Hess
Ally Hutchins	5	5	7	16	1
Alexia Lacatena
Sydney Langdon
Camryn Lookadoo
Grace Lorsung	.	.	2	10	14	8	4	.	.
Hallie Mitchell	1	4	.
Vanessa Nesby	3	3	5	4	4
Peyton Plotts	.	.	2	9	6
Cassie Reasner	3	1	1	.
Stephanie Schoonover
Rylea Smith	6	10	19	1
Delani Sullivan	1	1	.	.
Erica Thulen
Margaret Tobias	.	4	1	12	16
Jaden Vickers

STARTS BY POSITION IN 2024 (CAREER)





2024 KENTUCKY SOFTBALL | WEEK 10 | LOUISVILLE

2024 TEAM GAME-BY-GAME HITTING

Opponent	AB	R	H	RBI	2B	3B	HR	TB	BB	SB	CS	HBP	SAC	SFG	DP	K	PO	E	LOB	Avg
UC Santa Barbara	22	5	5	4	1	0	1	9	5	2	0	3	0	0	0	4	21	0	7	.227
Stanford	28	2	10	2	1	0	1	14	3	0	1	1	0	1	0	5	21	1	9	.300
Stanford	27	3	3	3	0	0	1	6	1	1	1	0	2	1	0	14	24	2	7	.234
San Diego State	30	1	8	1	2	0	0	10	1	0	1	0	0	0	0	4	18	0	9	.243
Minnesota	29	3	6	2	0	0	2	12	5	3	0	1	1	0	0	4	24	1	10	.235
North Carolina	38	12	18	11	3	1	1	26	4	0	1	1	2	0	0	2	21	0	9	.287
Wisconsin	23	6	8	5	1	1	1	14	3	1	1	0	2	0	0	1	21	2	4	.294
Washington	23	1	3	1	1	0	0	4	6	2	0	0	0	0	0	7	21	0	7	.277
Akron	24	7	5	7	0	0	3	14	5	4	0	1	0	0	0	4	21	0	5	.270
USC Upstate	23	9	8	8	1	0	2	15	5	1	0	1	1	0	0	5	15	0	6	.277
Monmouth	27	6	8	4	2	0	1	13	1	1	0	1	0	0	0	5	21	0	4	.279
Akron	30	7	9	7	2	0	2	17	1	0	0	1	1	0	0	1	21	0	5	.281
USC Upstate	37	11	15	10	2	0	2	23	2	1	0	1	1	1	0	4	21	2	10	.294
Minnesota	26	8	9	7	1	1	4	24	2	2	0	1	1	0	0	3	18	0	4	.297
Charlotte	29	3	9	3	0	0	2	15	5	0	0	0	0	0	0	6	20	0	10	.298
Fordham	30	8	9	7	1	0	1	13	2	0	0	1	0	2	0	1	21	3	6	.298
UNCW	29	8	9	8	2	0	2	17	3	0	0	2	0	0	0	3	21	1	6	.299
Bellarmine	24	3	7	3	5	1	0	14	1	1	1	0	1	1	0	1	21	1	5	.299
LSU	28	2	7	2	2	0	0	9	3	0	0	0	0	0	0	5	21	3	10	.296
LSU	27	3	5	2	2	0	1	10	5	1	0	0	0	0	0	8	21	5	9	.291
LSU	29	3	9	3	3	0	1	15	2	0	0	0	0	0	1	8	21	0	8	.292
Lipscomb	33	9	17	9	3	0	1	23	1	3	0	1	0	0	0	1	18	0	7	.304
South Dakota State	18	8	6	7	1	1	2	15	4	0	0	2	0	0	0	3	15	0	4	.304
Columbia	26	12	13	12	4	0	6	35	3	2	0	0	0	0	0	3	15	1	5	.312
Ohio State	27	9	10	8	3	1	2	21	6	1	0	0	1	1	0	5	21	0	7	.314
Columbia	21	10	9	10	2	0	3	20	6	1	0	0	1	0	0	1	15	0	6	.318
Ohio State	27	6	5	5	0	1	0	7	3	2	0	0	0	0	0	8	21	0	7	.313
Marshall	32	7	15	5	3	1	1	23	3	1	0	1	1	0	1	3	21	0	11	.319
Florida	20	2	5	1	0	0	0	5	2	0	0	0	0	0	0	7	12	0	5	.318
Florida	18	1	1	1	0	0	0	1	2	0	0	0	2	0	0	1	16	0	3	.312
Florida	25	1	4	1	1	0	0	5	2	0	0	0	3	0	0	2	18	0	9	.307
Dayton	23	4	5	4	1	0	1	9	4	2	0	0	2	0	0	3	21	3	6	.305
Alabama	24	6	5	4	0	0	0	5	7	1	0	0	1	0	0	6	21	1	7	.302
Alabama	27	4	6	4	2	0	1	11	3	0	0	0	0	0	0	8	21	0	7	.300
Alabama	33	4	8	4	3	0	0	11	5	1	1	0	0	0	0	5	24	0	12	.298
Texas A&M	24	4	2	4	0	0	2	8	1	0	0	0	0	0	0	6	19	2	0	.292
Texas A&M	29	9	10	9	1	0	4	23	8	0	0	0	0	0	0	8	18	1	7	.294
Texas A&M	23	1	3	1	0	0	1	6	2	0	0	0	2	0	0	7	21	1	5	.290



2024 KENTUCKY SOFTBALL | WEEK 10 | LOUISVILLE

2023 HOME RUN TRACKER

#	Player	Game#	Date	Opp.	Pitcher	On-base	Inning	Outs	Count	Score	Final
1.	Rylea Smith	1	Feb 09	UC Santa Barbara	Waddell	.1..	5	0	0-0	2-0	W, 5-1
2.	Taylor Ebbs	2	Feb 09	Stanford	Chung, K.	* 0...	2	0	1-1	0-0	W, 2-1
3.	Karissa Hamilton	3	Feb 10	Stanford	Canady, N.	0...	5	1	1-2	0-1	W, 3-2
4.	Erin Coffel	5	Feb 11	Minnesota	Enter	0...	1	2	3-1	0-0	W, 3-2
5.	Grace Lorsung	5	Feb 11	Minnesota	Enter	* 0...	6	0	0-0	1-2	W, 3-2
6.	Taylor Ebbs (2)	6	Feb 15	North Carolina	McCachren	.1..	5	1	3-2	6-9	W, 12-10
7.	Karissa Hamilton (2)	7	Feb 15	Wisconsin	Salo	.1..	2	2	1-0	1-3	W, 6-5
8.	Grace Lorsung (2)	9	Feb 23	Akron	Croyle	..2.	1	2	1-1	0-0	W, 7-3
9.	Ally Hutchins	9	Feb 23	Akron	Croyle	.1..	5	0	0-2	4-1	W, 7-3
10.	Taylor Ebbs (3)	9	Feb 23	Akron	Croyle	0...	5	1	1-2	6-1	W, 7-3
11.	Erin Coffel (2)	10	Feb 23	USC Upstate	Dreup	* 0...	1	0	1-0	0-0	W, 9-0
12.	Peyton Plotts	10	Feb 23	USC Upstate	Drake	.1..	5	1	2-1	7-0	W, 9-0
13.	Erin Coffel (3)	11	Feb 24	Monmouth	Kerwood	0...	4	2	2-2	5-0	W, 6-1
14.	Erin Coffel (4)	12	Feb 24	Akron	Walters	.1..	2	2	1-2	2-0	W, 7-5
15.	Taylor Ebbs (4)	12	Feb 24	Akron	Walters	* 0...	3	0	1-2	4-0	W, 7-5
16.	Erin Coffel (5)	13	Feb 25	USC Upstate	Maness	* 0...	3	0	1-1	0-2	W, 11-6
17.	Grace Lorsung (3)	13	Feb 25	USC Upstate	Maness	..2.	4	2	3-1	4-2	W, 11-6
18.	Erin Coffel (6)	14	March 2	Minnesota	Hambrick	*0...	1	0	0-1	0-0	W, 8-0
19.	Peyton Plotts (2)	14	March 2	Minnesota	Hambrick	*0...	4	0	3-2	4-0	W, 8-0
20.	Grace Lorsung (4)	14	March 2	Minnesota	Hambrick	0...	5	2	0-1	5-0	W, 8-0
21.	Rylea Smith (2)	14	March 2	Minnesota	Richardson	.1..	6	2	1-1	6-0	W, 8-0
22.	Grace Lorsung (5)	15	March 2	Charlotte	Elkins	*0...	2	0	1-0	0-0	L, 4-3
23.	Ally Hutchins (2)	15	March 2	Charlotte	Gress	*0...	7	0	1-2	2-1	L, 4-3
24.	Lauryn Borzilleri	16	March 3	Fordham	Simcoe	.1..	4	1	0-2	2-2	L, 10-8
25.	Peyton Plotts (3)	17	March 3	UNCW	Hamock	.1..	4	1	0-2	1-0	W, 8-1
26.	Erin Coffel (7)	17	March 3	UNCW	Hamock	.1..	5	0	1-0	3-1	W, 8-1
27.	Ally Hutchins (3)	20	March 9	LSU	Lynch	0...	3	1	1-2	1-2	L, 4-3
28.	Karissa Hamilton (3)	21	March 10	LSU	Berzon	0...	6	1	0-0	2-8	L, 8-3
29.	Peyton Plotts (4)	22	March 13	Lipscomb	Sapp	.1..	6	1	0-2	7-0	W, 9-0
30.	Peyton Plotts (5)	23	March 14	South Dakota St.	Lasey	0...	3	2	1-0	2-0	W, 8-0
31.	Karissa Hamilton (4)	23	March 14	South Dakota St.	Lasey	..2.	5	1	2-0	5-0	W, 8-0
32.	Ally Hutchins	24	March 16	Columbia	Mikami	*0...	1	0	1-2	0-0	W, 12-3
33.	Erin Coffel (8)	24	March 16	Columbia	Mikami	0...	1	0	3-2	1-0	W, 12-3
34.	Grace Lorsung (6)	24	March 16	Columbia	Mikami	.1..	1	0	3-2	2-0	W, 12-3
35.	Karissa Hamilton (5)	24	March 16	Columbia	McCord	.1..	2	2	0-1	6-0	W, 12-3
36.	Rylea Smith (3)	24	March 16	Columbia	McCord	..2.	3	1	1-0	8-0	W, 12-3
37.	Grace Lorsung (7)	24	March 16	Columbia	McCord	0...	3	1	3-2	11-0	W, 12-3
38.	Erin Coffel (9)	25	March 16	Ohio State	Smith	.1..	1	0	1-1	0-1	W, 9-4
39.	Karissa Hamilton (6)	25	March 16	Ohio State	Smith	.1..	1	2	1-2	2-1	W, 9-4
40.	Grace Lorsung (8)	26	March 17	Columbia	Reyes	.1..	1	2	2-1	0-0	W, 10-0
41.	Rylea Smith (4)	26	March 17	Columbia	Reyes	..2.	2	1	1-1	4-0	W, 10-0
42.	Meeko Harrison	26	March 17	Columbia	Reyes	0...	4	2	2-2	9-0	W, 10-0
43.	Erin Coffel (10)	27	March 20	Marshall	Feringa	..2.	4	0	2-1	3-0	W, 7-0
44.	Grace Lorsung (9)	32	March 26	Dayton	Dwyer	*0...	2	0	3-2	0-1	W, 4-3
45.	Erin Coffel (11)	34	March 29	Alabama	Beaver	..2.	5	2	3-2	4-0	L, 9-4
46.	Grace Lorsung (10)	35	April 5	Texas A&M	Kennedy	..2.	1	2	3-1	0-0	L, 5-4
47.	Lauryn Borzilleri (2)	35	April 5	Texas A&M	Kennedy	0...	2	2	1-1	3-0	L, 5-4
48.	Lauryn Borzilleri (3)	36	April 6	Texas A&M	Ackerman	.1..	2	0	3-2	1-5	L, 12-10
49.	Lauryn Borzilleri (4)	36	April 6	Texas A&M	Leavitt	0...	6	0	1-2	4-10	L, 12-10
50.	Grace Lorsung (11)	36	April 6	Texas A&M	Leavitt	*0...	7	0	1-1	6-10	L, 12-10
51.	Peyton Plotts (6)	36	April 6	Texas A&M	Leavitt	0...	7	0	2-1	7-10	L, 12-10
52.	Karissa Hamilton (6)	37	April 7	Texas A&M	Kennedy	*0...	7	0	0-0	0-0	W, 1-0

Solo	2-Run	3-Run	Grand Slams	Total Runs from Homers
27	14	8	0	84



RACHEL LAWSON

HEAD COACH - 17TH SEASON - ALL-TIME WINNINGEST HEAD COACH AT UK

When Rachel Lawson was named head coach of the University of Kentucky softball team in July 2007 she saw a program poised for success. She knew athletics director Mitch Barnhart and the rest of UK's administration would give her unwavering support, and most importantly she knew the Big Blue Nation would provide the home-field advantage necessary for her team to compete in the Southeastern Conference.

Entering her 17th season as UK's head coach in 2024, Lawson's vision for the UK softball program has become a realization. The winningest head coach in program history has not only lead UK to its first-ever appearance in the Women's College World Series, eight NCAA Super Regionals the last 11 seasons, including a program-best 50 wins in 2014, but UK's administration come through on their promise and commitment to softball by providing Lawson with one of the nation's greatest collegiate softball facilities in the \$9.5 million John Cropp Stadium.

She became the first coach in program history to eclipse 400 wins at Kentucky against Utah on Feb. 15 in a 13-2 win over Utah at the inaugural ESPN St. Pete/Clearwater Elite Invitational Presented by Wilson.

In 2014, Lawson guided Kentucky to the Women's College World Series behind 50 wins. The Wildcats also set single-season records in at-bats, runs scored, doubles, home runs, RBI, total bases, walks, fielding percentage, putouts, lowest ERA and strikeouts. UK, which advanced to the program's first SEC Tournament Championship, started the season with a program-best 12 straight wins.

Seven of the last nine full seasons, Lawson has led the Wildcats to a national seed in the NCAA Tournament. The school's first-ever national seed was in 2013 – and UK hosted an NCAA Regional for the first time ever. Kentucky, which has made the NCAA Tournament each of the last 13 seasons, is one of just 16 schools nationally to claim that honor.

In 2019, Kentucky had one of its best offensive seasons ever – setting the school record for runs scored, batting average, on-base percentage, slugging and trying the program best with 71 home runs. Abbey Cheek was named the 2019 SEC Player of the Year, becoming the first player under Lawson to win a conference Player of the Year honor. Additionally, UK made its third-straight NCAA Super Regional and swept its way through the Lexington Regional for a third-straight season.

She guided the Wildcats to a run-rule sweep of the 2018 NCAA Lexington Regional, as the Wildcats became just the third team in NCAA history to run rule all three games of a regional. Kentucky beat Illinois-Chicago 10-1 in the opening round, shutout Notre Dame 10-0 in the 1-0 game and then ended the weekend with a 9-1 win over the Fighting Irish to book UK's sixth ticket to the NCAA Super Regionals.

Lawson helped guide Kentucky to its best regular season in program history in 2016, winning 43 games in the regular season, ending with a No. 9 national seed in the NCAA Tournament, a new program best. The Wildcats earned the right to host the NCAA Tournament for the third time in the last four seasons at John Cropp Stadium in Lexington. Lawson was named the 2016 SEC Coach of the Year, and joined Kelsey Nunley (SEC Pitcher of the Year) as the first two Kentucky winners of those awards.

The 2016 team finished with some of the best pitching numbers in program history, setting school records in the circle for lowest team ERA (1.71), lowest opponent batting average (.191), fewest runs allowed (130), fewest earned runs allowed (98), fewest hits allowed (280) and fewest doubles allowed (44)

Lawson has won 587 career games at the head of the dugout and has coached four National Fastpitch Coaches Association All-Americans in the last 10 years. Abbey Cheek became the first unanimous All-American in program history in 2019 after the most prolific offensive season in Kentucky annals. In 2016, senior pitcher Kelsey Nunley became the second All-American in program history (Molly Johnson, 2nd Team), and the first to be named to the First Team. That was followed by Katie Reed in the 2018 season, who was named to the third team.

Now sitting at 495-295 in her 14 seasons at Kentucky, Lawson is the



winningest head coach in school history and already has more wins in SEC play than UK had all told as a program when she took over in 2007. UK finished the 2014 season ranked sixth in both national listings for its best final ranking ever. In 2013, Kentucky was ranked in the top 14 of both collegiate softball rankings for the second time in school history with nine wins over ranked teams. In her 14 seasons at Kentucky, Lawson has defeated over 113 ranked foes, including 57 wins vs. top-10 teams and 32 against top-five teams.

Lawson's 2013 squad set the stage for the 2014 run to the Women's College World Series, setting several school records, including a then-program record 41 wins. All told, Lawson has directed the Wildcats to 30 or more victories in 11-straight seasons, which also resonates as a program record. In her 12 years with Kentucky, Lawson has helped UK players earn 50 All-SEC honors and 29 SEC Player of the Week honors.

Lawson's impact on the UK program is obvious, but her ability to develop players sometimes gets overshadowed by her impressive credentials in handling the day-to-day running of a program. Lawson, who serves as the pitching coach for the Wildcats, has guided three different pitchers to throw no-hitters against top-25 teams in just the last seven seasons alone. In all, UK has 17 career no-hitters – all of which have come under Lawson's tenure – including two perfect games.

Kentucky's 2012 season was highlighted by an impressive second-half surge with upsets of 12 ranked opponents, a then Lawson-best fifth place finish in SEC action, a program-record six captured conference series and a senior class who became the first class in school history to tally a .500 record or better in each of their four seasons of play.

In 2011, Lawson directed the Wildcats to their first NCAA Super Regional appearance and finished the season ranked No.12 in the country. The 2011 team earned a 40-16 overall record to set a new single-season standard for wins in a season before Lawson's 2013 team posted 41. UK appeared in the national rankings for a school-record 14 consecutive weeks, defeated 12 top-25 ranked opponents, captured five SEC series and became a national story with a dramatic postseason run which included a seventh-inning rally to knock off the nation's No. 2 team in Michigan in Ann Arbor to advance



RACHEL LAWSON, CONT.

to Super Regionals.

The 2011 Wildcats shattered 12 single-season UK records, including home runs (65), RBI (275) and batting average (.275). Individually, the Wildcats had a school-record five players earn National Fastpitch Coaches Association All-Region honors in Meagan Aull, Cervantes, Kara Dill, Riley and Megan Yocke. Following the end of the impressive 2011 season, Lawson was rewarded with a five-year contract extension keeping her at the helm of the Wildcat program through 2016. That contract has been extended several times since, including June of 2014, which keeps Lawson in UK blue through the 2020 season.

In 2010, the Wildcats charted a 32-27 record and entered into the national rankings for the first time in program history, while also knocking off five top-seven ranked opponents on the year. Behind the pitching tandem of sophomores Riley and Bell, the Wildcats broke school records in nearly every pitching category. Kentucky's offense continued to make strides as well with improvements in batting average, home runs, RBI and sacrifice hits for the third consecutive season under the direction of Lawson.

Lawson led the Wildcats to their first NCAA Tournament appearance and charted the school's first postseason victories in 2009, just her second season leading Kentucky. UK notched a 34-23 record and the first winning season in UK history in nearly 10 seasons. Kentucky upset three ranked opponents on the year, including No. 7 Georgia in a 2-0 victory in the SEC Tournament. Molly Johnson became the school's first All-America selection when she was voted to the second team in 2009. Kentucky earned 13 victories in conference play, and finished sixth overall in league action.

During the season the head coach also charted her 100th career victory in a 5-1 UK triumph over Eastern Illinois on March 1. Lawson became the winningest head coach in program history on April 10, 2013 with win No. 182 against Eastern Kentucky in Richmond, Ky.

Lawson became just the third head coach in the history of the Kentucky softball program after spending three seasons at Western Kentucky. She also served as an assistant coach at Maryland from 1996-2002 and was the associate head coach of the Philadelphia Force professional team in 2006.

Lawson tallied a record of 92-84 (.523) during her tenure with the Hill-toppers. In her first season at WKU, she led the Toppers to a spot in the Sun Belt Conference Tournament championship game. Picked to finish last in the preseason poll, WKU tied for second in the conference standings after setting a school record with 12 Sun Belt victories. The Billings, Mont., native led WKU to a 33-24 record in 2005 and reached the 30-win plateau again in 2007.

Lawson and the Hilltoppers battled nine NCAA Regional participants in 2006, including four teams ranked in the top 25, while finishing third in the Sun Belt regular-season play. She guided the squad to wins over perennial powers Long Beach State, South Florida, Mississippi Valley, as well as No. 13 Louisiana-Lafayette and No. 21 Louisville. In fact, then-freshman pitcher Ryan Rogge tossed the school's third no hitter against the Ragin' Cajuns in WKU's 8-0 victory.

Lawson joined the Maryland staff in 1996 and helped the Terrapins post six winning seasons in her seven years in College Park. Her responsibilities included recruiting, scheduling, organizing practice and travel, as well as running camps and clinics. In 1999, Lawson and company were selected the National Fastpitch Coaches Association Mid-Atlantic Coaching Staff of the Year after leading the Terrapins to a 51-23 record, their first ACC regular-season title and the championship game of the NCAA Region II Tournament.

During her time at Maryland, Lawson helped eight individuals earn NFCA all-region accolades — with an All-America honoree in 1999 — and nine players collected all-conference honors.

A 1994 graduate of Massachusetts with a degree in exercise science, Lawson also earned her master's degree in sports management from UMass in 1998. She is the daughter of Elaine and Gerald Lawson and has 11 siblings.

Before Lawson	Kentucky	During Lawson
11	Seasons	17
1	Winning Seasons	15
242 (.373)	Wins. (Pct.)	589 (.663)
64	SEC Wins	181
11	Wins vs. Top 25	138
0	NCAA Tournaments	14
0	Super Regionals	8
0	WCWS	1
4	All-SEC Honors	62
94	SEC Academic Honor Roll Honorees	202

LAWSON YEAR-BY-YEAR AS HEAD COACH

Year	Team	Overall Record	Conference Record
2005	Western Kentucky	33-24	11-8
2006	Western Kentucky	29-28	8-7
2007	Western Kentucky	30-32	11-13
2008	Kentucky	17-37	3-25
2009	Kentucky	34-23	13-14
2010	Kentucky	32-27	13-15
2011	Kentucky	40-16	14-9
2012	Kentucky	30-30	15-13
2013	Kentucky	41-21	13-11
2014	Kentucky	50-19	13-11
2015	Kentucky	32-26	5-19
2016	Kentucky	46-14	17-7
2017	Kentucky	39-19	12-12
2018	Kentucky	35-21	8-15
2019	Kentucky	36-24	14-10
2020	Kentucky	20-4	2-1 (COVID-19)
2021	Kentucky	43-16	13-11
2022	Kentucky	37-19	13-11
2023	Kentucky	33-22-1	10-14
2024	Kentucky	24-14	3-9
Total	19 Seasons	678-467-1	250-235
	At Kentucky (17 years)	590-350-1	180-204
	At WKU	92-84	30-31





CAREER RECORDS

Games Played

1. Leslie Kwiatkowski	254	(1998-2001)
Lauren Johnson	254	(2018-2022)
2. Kayla Kowalik	253	(2019-2023)
2. Tiffany Kruse	252	(1998-2001)
4. Griffin Joiner	249	(2012-2015)
Christian Stokes	249	(2013-2016)
7. Sylver Samuel	244	(2013-2016)
8. Nikki Sagermann	242	(2013-2016)
9. Andy Eilertson	239	(1999-2002)
10. Lauren Cumbess	236	(2011-2014)
Maisie Steed	236	(2013-2016)

HITTING

Hits

1. Kayla Kowalik	353	(2019-2023)
2. Leslie Kwiatkowski	285	(1998-2001)
3. Nikki Jones	268	(2000-2003)
4. Molly Johnson	264	(2007-2010)
5. Katie Reed	256	(2016-2019)
6. Lyndsey Angus	239	(2000-2003)
7. Abbey Cheek	228	(2016-2019)
8. Lauren Johnson	227	(2018-2022)
9. Tiffany Kruse	224	(1998-2001)
Natalie Smith	224	(2007-2010)

Runs Batted In

1. Erin Coffel	208	(2021-Pres.)
2. Abbey Cheek	202	(2016-2019)
3. Alex Martens	181	(2017-2020)
4. Brittany Cervantes	161	(2009-2012)
5. Mallory Peyton	152	(2018-2021)
6. Griffin Joiner	143	(2012-2015)
7. Leslie Kwiatkowski	137	(1998-2001)
Lauren Johnson	137	(2018-2022)
9. Molly Johnson	135	(2007-2010)

Batting Average (min. 200 at bats)

1. Kayla Kowalik	.424	(2019-2023)
2. Molly Johnson	.389	(2007-2010)
Erin Coffel	.385	(2021-Pres.)
4. Nikki Jones	.365	(2000-2003)
5. Lyndsey Angus	.360	(2000-2003)
6. Leslie Kwiatkowski	.351	(1998-2001)
7. Katie Reed	.345	(2016-2019)
Abbey Cheek	.345	(2016-2019)
9. Lauren Johnson	.334	(2018-2022)
10. Alex Martens	.323	(2017-2020)

Doubles

1. Molly Johnson	56	(2007-2010)
2. Leslie Kwiatkowski	47	(1998-2001)
3. Lyndsey Angus	44	(2000-2003)
Kayla Kowalik	44	(2019-Pres.)
5. Brittany Cervantes	42	(2009-2012)
Tiffany Kruse	42	(1998-2001)
Griffin Joiner	42	(2012-2015)
8. Katie Reed	41	(2016-2019)
Alex Martens	41	(2017-2020)
10. Lauren Johnson	39	(2018-2022)

Triples

1. Kayla Kowalik	24	(2019-2023)
2. Leslie Kwiatkowski	20	(1998-2001)
3. Tiffany Kruse	18	(1998-2001)

4. Nikki Jones	12	(2000-2003)
5. Meghan Cooper	10	(2002-2006)
Angie Del Pozzo	10	(1999-2002)
Molly Johnson	10	(2007-2010)
Megan Yocke	10	(2008-2011)
9. Kara Dill	9	(2010-2013)
Jessica Nance	9	(2002-2005)
Natalie Smith	9	(2007-2010)

Walks

1. Erin Coffel	137	(2021-Pres.)
2. Griffin Joiner	131	(2012-2015)
3. Megan Yocke	122	(2008-2011)
Nikki Sagermann	122	(2013-2016)
5. Kayla Kowalik	118	(2019-2023)
Brittany Cervantes	118	(2009-2012)
7. Abbey Cheek	116	(2016-2019)
8. Lyndsey Angus	98	(2000-2003)
9. Lauren Johnson	91	(2018-2022)
10. Destinee Mordecai	89	(2007-2010)

At-Bats

1. Kayla Kowalik	832	(2019-2023)
2. Leslie Kwiatkowski	811	(1998-2001)
3. Tiffany Kruse	764	(1998-2001)
4. Katie Reed	741	(2016-2019)
5. Nikki Jones	734	(2000-2003)
6. Griffin Joiner	700	(2012-2015)
7. Meagan Aull	691	(2008-2011)
8. Natalie Smith	681	(2007-2010)
9. Lauren Johnson	680	(2018-Pres.)
10. Molly Johnson	678	(2007-2010)

Runs Scored

1. Kayla Kowalik	262	(2019-2023)
2. Erin Coffel	178	(2021-Pres.)
3. Abbey Cheek	173	(2016-2019)
4. Lauren Johnson	168	(2018-Pres.)
5. Molly Johnson	161	(2007-2010)
6. Katie Reed	148	(2016-2019)
7. Leslie Kwiatkowski	145	(1998-2001)
8. Brittany Cervantes	139	(2009-2012)
9. Nikki Jones	138	(2000-2003)
10. Lyndsey Angus	136	(2000-2003)
Megan Yocke	136	(2008-2011)

Home Runs

1. Erin Coffel	66	(2021-Pres.)
2. Abbey Cheek	61	(2016-2019)
3. Brittany Cervantes	48	(2009-2012)
4. Mallory Peyton	43	(2018-2021)
5. Griffin Joiner	35	(2012-2015)
Molly Johnson	35	(2007-2010)
7. Nikki Sagermann	34	(2013-2016)
Alex Martens	34	(2017-2020)
9. Brooke Marnitz	31	(2004-2007)
10. Katie Campbell	30	(2004-2007)

Slugging Pct. (min. 200 at bats)

1. Erin Coffel	.808	(2021-Pres.)
2. Abbey Cheek	.678	(2016-2019)
3. Molly Johnson	.656	(2007-2010)
4. Mallory Peyton	.637	(2018-2021)
5. Alex Martens	.583	(2017-2020)
6. Brittany Cervantes	.577	(2009-2012)

7. Brooke Marnitz	.575	(2004-2007)
8. Nikki Sagermann	.523	(2013-Pres.)
9. Griffin Joiner	.519	(2012-2015)
10. Leslie Kwiatkowski	.518	(1998-2001)
Megan Yocke	.518	(2008-2011)

Total Bases

1. Kayla Kowalik	508	(2019-2023)
2. Abbey Cheek	454	(2016-2019)
3. Erin Coffel	460	(2021-Pres.)
4. Molly Johnson	445	(2007-2010)
5. Leslie Kwiatkowski	420	(1998-2001)
6. Brittany Cervantes	370	(2009-2012)
7. Katie Reed	367	(2016-2019)
8. Griffin Joiner	363	(2012-2015)
9. Alex Martens	341	(2017-2020)
10. Lyndsey Angus	338	(2000-2003)

Stolen Bases

1. Sylver Samuel	84	(2013-2016)
2. Leslie Kwiatkowski	82	(1998-2001)
3. Kayla Kowalik	80	(2019-2023)
4. Meagan Aull	71	(2008-2011)
5. Beth Fogel	70	(1999-2002)
6. Molly Johnson	66	(2007-2010)
7. Jessica Nance	64	(2002-2005)
8. Kara Dill	57	(2010-2013)
Katie Reed	57	(2016-2019)
10. Bailey Vick	45	(2017-2020)

FIELDING

Fielding Pct. (min. 100 chances)

1. Jenny Schaper	.992	(2016-2019)
Griffin Joiner	.992	(2012-2015)
Megan Yocke	.992	(2008-2011)
4. Lauren Cumbess	.985	(2011-2014)
Jamie Dardis	.985	(2000-2002)
6. Maisie Steed	.984	(2013-2016)
7. Sam. DeMartine	.983	(2008-2011)
8. Lorie Horner	.982	(1997-2098)
Katie Campbell	.982	(2004-2007)





CAREER RECORDS

10. Alli Eckman .981 (2005-2007)

Putouts

1. Griffin Joiner 1,557 (2012-2015)
2. Jenny Schaper 1,260 (2016-2019)
3. Megan Yocke 1,203 (2008-2011)
4. Megan Glenn 1,117 (2003-2006)
5. Maisie Steed 1,051 (2013-2016)
6. Sam. DeMartine 1,041 (2008-2011)
7. Andy Eilertson 1,038 (1999-2002)
8. Lauren Cumbess 931 (2011-2014)
9. Katie Campbell 664 (2004-2007)
10. Lyndsey Angus 662 (2000-2003)

Assists

1. Angie Del Pozzo 552 (1999-2002)
2. Katie Reed 532 (2016-2019)
3. Christian Stokes 517 (2013-2016)
4. Molly Johnson 510 (2007-2010)
5. Abbey Cheek 486 (2016-2019)
6. Rachel Friberg 475 (2001-2004)
7. Meghan Cooper 452 (2002-2006)
8. Nikki Sagermann 450 (2013-2016)
9. Nikki Jones 416 (2000-2003)
10. Brittany Cervantes 374 (2009-2012)

PITCHING

Appearances

1. Kelsey Nunley 171 (2013-2016)
2. Keary Camunas 158 (1997-2000)
3. Chanda Bell 143 (2009-2012)
4. Amy Kendall 133 (2003-2006)
5. Meagan Prince 122 (2013-2017)
6. Autumn Humes 107 (2018-2021)
7. Jennifer Howland 105 (1999-2002)
8. Grace Baalman 102 (2018-2021)
9. Rachel Riley 97 (2009-2012)
10. Amber Matousek 90 (2007-2010)

Innings Pitched

1. Kelsey Nunley 943.1 (2013-2016)
2. Keary Camunas 897.2 (1997-2000)
3. Chanda Bell 724.0 (2009-2012)
4. Amy Kendall 586.0 (2003-2006)
5. Meagan Prince 525.1 (2014-2017)
6. Rachel Riley 477.1 (2009-2012)
7. Autumn Humes 477.0 (2018-2021)
8. Jennifer Howland 476.2 (1999-2002)
9. Amber Matousek 442.0 (2007-2010)
10. Grace Baalman 403.2 (2018-Pres.)

Games Started

1. Keary Camunas 137 (1997-2000)
2. Kelsey Nunley 117 (2013-2016)
3. Chanda Bell 105 (2009-2012)
4. Amy Kendall 84 (2003-2006)
5. Amber Matousek 77 (2007-2010)
6. Jennifer Howland 74 (1999-2002)
7. Autumn Humes 74 (2018-2021)
8. Meagan Prince 73 (2014-2017)
9. Grace Baalman 62 (2018-2021)
10. Morgan Marr 61 (2000-2002)

ERA (min. 100 IP)

1. Kelsey Nunley 1.96 (2013-2016)
2. Meagan Prince 2.37 (2014-2017)
3. Keary Camunas 2.49 (1997-2000)
4. Chanda Bell 2.55 (2009-2012)
5. Rachel Riley 2.68 (2009-2012)
6. Shannon Smith 2.75 (2014-2016)
7. Lauren Cumbess 2.83 (2011-2014)
8. Autumn Humes 2.86 (2018-2021)
9. **Stephanie Schoonover 2.87 (2021-Pres.)**
10. Grace Baalman 2.93 (2018-2021)
11. Jessica Trueblood 2.99 (2006)

Opponent Batting Avg. (min. 250 batters faced)

1. Chanda Bell .200 (2009-2012)
2. Shannon Smith .202 (2014-2017)

3. **Stephanie Schoonover .203 (2021-Pres.)**
4. Kelsey Nunley .211 (2013-2016)
5. Lauren Cumbess .215 (2011-2014)
6. Meagan Prince .231 (2014-2017)
7. Gretchen Prugh .238 (2004)
8. Grace Baalman .245 (2018-2021)
9. Keary Camunas .247 (1997-2000)
10. Autumn Humes .249 (2018-2021)

Strikeouts

1. Chanda Bell 910 (2009-2012)
2. Kelsey Nunley 809 (2013-2016)
3. Keary Camunas 550 (1997-2000)
4. Meagan Prince 446 (2014-2017)
5. **Stephanie Schoonover 351 (2021-Pres.)**
6. Autumn Humes 333 (2018-2021)
7. Amy Kendall 302 (2003-2006)
8. Grace Baalman 283 (2018-2021)
9. Rachel Riley 259 (2009-2012)
10. Lauren Cumbess 257 (2011-2014)

Wins

1. Kelsey Nunley 92 (2013-2016)
2. Chanda Bell 68 (2009-2012)
3. Meagan Prince 63 (2014-2017)
4. Keary Camunas 54 (1997-2000)
5. Autumn Humes 51 (2018-2021)
6. Rachel Riley 40 (2009-2012)
7. **Stephanie Schoonover 33 (2021-Pres.)**
8. Amy Kendall 31 (2003-2006)
9. Lauren Cumbess 29 (2011-2014)
10. Morgan Marr 29 (2000-2002)

Saves

1. Kelsey Nunley 9 (2013-2016)
2. Meagan Prince 9 (2014-2017)
3. Chanda Bell 6 (2009-2012)
4. Keary Camunas 5 (1997-2000)



Chanda Bell



Lauren Cumbess



Rachel Riley



SINGLE SEASON RECORDS

Games Played

1. Joiner/Stokes/Sagermann/Samuel	69	(2014)
2. Lauren Cumbess	67	(2014)
Tiffany Kruse	67	(1999)
Leslie Kwiatkowski	67	(1999)
3. Jennifer Howland	66	(1999)
4. Andy Eilertson	65	(2000)
Nikki Jones	65	(2000)
Tiffany Kruse	65	(2000)
5. Leslie Kwiatkowski	64	(2000)

3. Leslie Kwiatkowski	207	(1999)
4. Leslie Kwiatkowski	206	(1998)
5. Lauren Cumbess	203	(2014)
6. Kara Dill	202	(2012)
Kayla Kowalik	202	(2021)
7. Jennifer Howland	201	(1999)
Leslie Kwiatkowski	201	(2000)
Lauren Cumbess	201	(2013)
10. Tiffany Kruse	199	(2000)

Jenny Schaper	13	(2019)
Abbey Cheek	13	(2019)

Triples

1. Kayla Kowalik	8	(2020)**
2. Tiffany Kruse	7	(2000)
3. Kayla Kowalik	6	(2021)
Angie Del Pozzo	6	(2001)
Leslie Kwiatkowski	6	(2000)
Leslie Kwiatkowski	6	(1998)
5. Kara Dill	5	(2012)
Nikki Jones	5	(2003)
Tiffany Kruse	5	(1999)
Megan Yocke	5	(2009)
Kayla Kowalik	5	(2019)

HITTING

Batting Average

1. Bailey Vick	.571	(2020)**
2. Alex Martens	.507	(2020)**
3. Kayla Kowalik	.495	(2021)
4. Nikki Jones	.442	(2002)
Kayla Kowalik	.442	(2023)
6. Erin Coffel	.440	(2023)
7. Molly Johnson	.433	(2009)
8. Abbey Cheek	.428	(2019)
9. Erin Coffel	.423	(2022)
10. Rylea Smith	.420	(2020)**
Kayla Kowalik	.420	(2022)
11. Molly Johnson	.401	(2008)
12. Brooke Marnitz	.399	(2007)
13. Leslie Kwiatkowski	.398	(2000)
14. Nikki Jones	.388	(2003)
15. Lyndsey Angus	.384	(2003)
16. Mallory Peyton	.379	(2020)**
17. Kara Dill	.377	(2011)
18. Molly Johnson	.375	(2010)

Hits

1. Kayla Kowalik	100	(2021)
2. Molly Johnson	81	(2009)
3. Leslie Kwiatkowski	80	(2000)
Kayla Kowalik	80	(2023)
5. Leslie Kwiatkowski	77	(1999)
6. Kayla Kowalik	76	(2022)
7. Tiffany Kruse	72	(1999)
8. Katie Reed	71	(2017)
Kara Dill	71	(2012)
Nikki Jones	71	(2003)
Leslie Kwiatkowski	71	(1998)

Home Runs

1. Brooke Marnitz	21	(2007)
2. Abbey Cheek	20	(2019)
Erin Coffel	20	(2022)
3. Erin Coffel	19	(2023)
4. Abbey Cheek	18	(2018)
5. Erin Coffel	16	(2021)
6. Brittany Cervantes	15	(2011)
Renee Abernathy	15	(2022)
7. Renee Abernathy	13	(2021)
Nikki Sagermann	13	(2014)
Brittany Cervantes	13	(2012)
Molly Johnson	13	(2010)
Lauren Cumbess	13	(2013)
Alex Martens	13	(2019)
Mallory Peyton	13	(2019)
8. Kayla Kowalik	12	(2021)
Mallory Peyton	12	(2021)
Abbey Cheek	12	(2017)
Katie Campbell	12	(2007)
Amber Janneck	12	(2004)
Jenny Schaper	12	(2019)
9. Alex Martens	11	(2020)**
Griffin Joiner	11	(2015)
Megan Yocke	11	(2011)
10. Griffin Joiner	10	(2013, 2014)
Lauren Cumbess	10	(2014)
Meagan Aull	10	(2011)
Brittany Cervantes	10	(2010)
Brittany Cervantes	10	(2009)
Samantha DeMartine	10	(2011)
Abbey Cheek	10	(2016)
Taylor Ebbs	10	(2022)

At-Bats

1. Nikki Jones	212	(2000)
2. Tiffany Kruse	208	(1999)

Doubles

1. Molly Johnson	20	(2008)
2. Tiffany Kruse	16	(2000)
Leslie Kwiatkowski	16	(2001)
Katie Reed	16	(2019)
4. Brittany Cervantes	15	(2012)
Mallory Peyton	15	(2021)
5. Griffin Joiner	14	(2013)
Molly Johnson	14	(2009)
Lauren Johnson	14	(2019)
8. Christian Stokes	13	(2014)
Lyndsey Angus	13	(2002)
Alex Martens	13	(2017)



Abbey Cheek

Runs Batted In

1. Erin Coffel	68	(2022)
2. Alex Martens	66	(2019)
3. Brooke Marnitz	61	(2007)
4. Abbey Cheek	56	(2018)
Erin Coffel	56	(2021)
5. Erin Coffel	55	(2023)
6. Abbey Cheek	53	(2019)
7. Brittany Cervantes	52	(2011)
Abbey Cheek	52	(2016)
8. Renee Abernathy	51	(2022)





SINGLE SEASON RECORDS

9. Leslie Kwiatkowski	50	(2000)
Mallory Peyton	50	(2021)
10. Nikki Sagermann	49	(2014)

Runs Scored

1. Kayla Kowalik	77	(2021)
2. Kayla Kowalik	60	(2023)
3. Kayla Kowalik	57	(2022)
4. Brittany Cervantes	55	(2011)
5. Abbey Cheek	54	(2019)
6. Molly Johnson	53	(2009)
Lauren Johnson	53	(2022)
7. Kayla Kowalik	49	(2019)
8. Molly Johnson	48	(2010)
Erin Coffel	48	(2023)
9. Megan Yocke	47	(2011)
Erin Coffel	47	(2021)
10. Katie Reed	45	(2018)
10. Kara Dill	44	(2011)
Erin Coffel	44	(2022)

Total Bases

1. Kayla Kowalik	159	(2021)
2. Erin Coffel	143	(2022)
3. Abbey Cheek	138	(2019)
4. Brooke Marnitz	137	(2007)
5. Molly Johnson	130	(2009)
6. Molly Johnson	125	(2010)
7. Erin Coffel	122	(2023)
8. Erin Coffel	118	(2021)
9. Leslie Kwiatkowski	117	(1999)
10. Lauren Cumbess	116	2013)

On-Base Pct.

1. Bailey Vick	.630	(2020)**
2. Erin Coffel	.629	(2023)
3. Abbey Cheek	.602	(2019)
4. Alex Martens	.589	(2020)**
5. Kayla Kowalik	.554	(2021)
6. Mallory Peyton	.517	(2020)**
7. Molly Johnson	.498	(2009)
Erin Coffel	.498	(2022)
Kayla Kowalik	.498	(2023)
8. Brittany Cervantes	.490	(2011)
9. Megan Yocke	.483	(2011)
10. Kayla Kowalik	.482	(2022)
11. Lyndsey Angus	.478	(2003)
12. Molly Johnson	.472	(2008)
13. Nikki Jones	.466	(2002)
14. Brooke Marnitz	.454	(2007)
15. Griffin Joiner	.451	(2014)
16. Molly Johnson	.450	(2010)
Erin Coffel	.450	(2021)

Slugging Pct.

1. Alex Martens	.987	(2020)**
2. Erin Coffel	.976	(2023)
3. Mallory Peyton	.970	(2020)**
4. Abbey Cheek	.908	(2019)
5. Brooke Marnitz	.895	(2007)
6. Erin Coffel	.871	(2022)

7. Kayla Kowalik	.787	(2021)
8. Abbey Cheek	.701	(2018)
Renee Abernathy	.701	(2022)
10. Molly Johnson	.695	(2009)
11. Molly Johnson	.679	(2010)
12. Brittany Cervantes	.677	(2011)
13. Molly Johnson	.669	(2008)
14. Katie Campbell	.640	(2007)
15. Becky Bishop	.632	(2007)

Sacrifice Hits

1. Beth Fogle	13	(2001)
Megan Yocke	13	(2009)
3. Lorie Melchi	12	(2003)
Megan Yocke	12	(2010)
Katie Reed	12	(2018)
5. Sarah Rainwater	11	(2017)
Sylver Samuel	11	(2013, 2014)
Michelle Bucci	11	(1997)
Beth Fogle	11	(2000)
Jennifer Howland	11	(1999)
Stephanie Thompson	11	(1998)
Megan Yocke	11	(2008)

Sacrifice Flies

1. Tatum Spangler	6	(2021)
2. Erin Coffel	5	(2022)
Alice O'Brien	5	2013)
Renee Abernathy	5	(2021)
4. Nikki Sagermann	4	(2014)
Lyndsey Angus	4	(2000)
Rachel Friberg	4	(2002)
Brooke Marnitz	4	(2004)
Mallory Peyton	4	(2021)

Stolen Bases

1. Beth Fogle	34	(1999)
2. Leslie Kwiatkowski	28	(2000)
3. Meagan Aull	26	(2009)
4. Molly Johnson	24	(2009)
5. Sylver Samuel	23	(2016)
Kayla Kowalik	23	(2021)
7. Leslie Kwiatkowski	22	(1999)
8. Sylver Samuel	21	(2013)
Kara Dill	21	(2012)
Jessica Nance	21	(2004)
11. Sylver Samuel	20	(2014, 2015)
Kara Dill	20	(2011)
Molly Johnson	20	(2010)

Walks

1. Erin Coffel	64	(2023)
Abbey Cheek	64	(2019)
2. Brittany Cervantes	48	(2011)
3. Griffin Joiner	47	(2014)
Megan Yocke	47	(2011)
5. Griffin Joiner	36	(2015)
6. Nikki Sagermann	35	(2016)
7. Maisie Steed	34	2013)
8. Brittany Cervantes	33	(2012)
9. Griffin Joiner	32	(2015)

10. Brooke Marnitz	31	(2006)
--------------------	----	--------

Hit by Pitch

1. Meghan Cooper	16	(2006)
2. Anghel Smith	15	(2014)
Erin Coffel	15	(2021)
4. Emily Gaines	13	(2014)
Mallory Peyton	13	(2019)
6. Griffin Joiner	12	(2012)
7. Renee Abernathy	10	(2021)
Molly Johnson	10	(2008)
Molly Johnson	10	(2009)
Molly Johnson	10	(2010)
Mallory Peyton	10	(2020)**
12. Ansel Smith	9	(2015)
Meagan Aull	9	(2009)
Samantha DeMartine	9	(2011)
Amber Janneck	9	(2005)
Leslie Kwiatkowski	9	(2001)

FIELDING

Putouts

1. Griffin Joiner	442	(2014)
2. Jenny Schaper	399	(2016)
3. Griffin Joiner	390	(2012)
4. Jamie Dardis	382	(2000)
Griffin Joiner	382	(2015)
6. Megan Yocke	369	(2010)
7. Megan Glenn	366	(2006)
8. Samantha DeMartine	363	(2009)

Assists

1. Christian Stokes	167	(2014)
Angie Dal Pozzo	167	(2001)
3. Katie Reed	158	(2018)
4. Abbey Cheek	155	(2018)
5. Abbey Cheek	152	(2017)
6. Lindsay Houser	148	(1998)
7. Angie Dal Pozzo	143	(1999)
Molly Johnson	143	(2009)
9. Nikki Sagermann	141	(2014)
Katie Reed	141	(2017)

Fielding Pct.

1. Griffin Joiner	1.000	(2015)
Emily Jolly	1.000	(2014)
Maisie Steed	1.000	(2014)
Meagan Aull	1.000	(2009)
Michelle Bucci	1.000	(1999)
Beth Fogle	1.000	(2002)
Jennifer Howland	1.000	(2001)
7. Griffin Joiner	.998	(2014)
8. Megan Yocke	.997	(2011)
Megan Yocke	.997	(2009)
Jenny Schaper	.997	(2017)

PITCHING

ERA (min. 10 appearances)

1. Kelsey Nunley	1.27	(2016)
2. Keary Camunas	1.68	(2000)
3. Meagan Prince	1.85	(2016)



SINGLE SEASON RECORDS

4. Kelsey Nunley	1.88	(2014)
5. Erin Rethlake	1.95	(2017)
6. Lauren Cumbess	1.99	(2011)
7. Meagan Prince	1.82	(2017)
8. Lauren Cumbess	2.07	(2014)
9. Kelsey Nunley	2.14	(2013)
10. Chanda Bell	2.24	(2011)

5. Kelsey Nunley	42	(2015)
6. Autumn Humes	41	(2021)
Keary Camunas	41	(2000)
Meagan Prince	41	(2017)
9. Keary Camunas	40	(1998)
Amy Kendall	40	(2003)

3. Lauren Cumbess	.193	(2012)
4. Erin Rethlake	.197	(2017)
5. Chanda Bell	.200	(2010)

** = 24-game season due to COVID-19

Win-loss pct. (min. 10 appearances)

1. Shannon Smith	1.000 (3-0)	(2016)
2. Ellen Weaver	.857 (6-1)	(2011)
3. Kelsey Nunley	.777 (21-6)	(2016)
Meagan Prince	.777 (21-6)	(2016)
5. Lauren Cumbess	.750 (6-2)	(2011)
6. Lauren Cumbess	.731 (30-11)	(2014)
7. Kelsey Nunley	.731 (30-11)	(2014)
8. Rachel Riley	.722 (13-5)	(2011)
9. Kelsey Nunley	.711 (27-11)	(2013)
10. Meagan Prince	.700 (21-9)	(2017)

Games Started

1. Keary Camunas	37	(1998)
2. Kelsey Nunley	36	(2014)
Keary Camunas	36	(2000)
4. Chanda Bell	34	(2010)
Keary Camunas	34	(1999)
6. Amy Kendall	32	(2003)
7. Morgan Marr	31	(2001)
8. Kelsey Nunley	30	(2015)
Keary Camunas	30	(1997)
Autumn Humes	30	(2021)

Complete Games

1. Keary Camunas	33	(1998)
2. Kelsey Nunley	31	(2014)
3. Amy Kendall	29	(2003)
Keary Camunas	28	(2000)
5. Chanda Bell	26	(2010)
Keary Camunas	26	(1999)
Amber Matousek	26	(2008)
8. Jessica Trueblood	25	(2006)
Kelsey Nunley	25	(2013)
10. Keary Camunas	23	(1997)
Morgan Marr	23	(2001)

Wins

1. Kelsey Nunley	30	(2014)
2. Kelsey Nunley	27	(2013)
3. Autumn Humes	22	(2021)
4. Meagan Prince	21	(2017)
Kelsey Nunley	21	(2016)
Meagan Prince	21	(2016)
Chanda Bell	19	(2009)
Keary Camunas	19	(2000)
9. Chanda Bell	18	(2010)
10. Morgan Marr	17	(2001)

Saves

1. Meagan Prince	5	(2017)
Kelsey Nunley	5	(2015)
3. Chanda Bell	4	(2012)
Keary Camunas	4	(1999)
Jessica Trueblood	4	(2006)
5. Kelsey Nunley	2	(2013)
Meghan Cooper	2	(2002)
Jennifer Young	2	(2007)
Meagan Prince	2	(2016)
Autumn Humes	2	(2019)
Autumn Humes	2	(2021)
Grace Baalman	2	(2021)

Shutouts

1. Keary Camunas	9	(2000)
2. Kelsey Nunley	7	(2014)
Kelsey Nunley	7	(2016)
Chanda Bell	7	(2011)
4. Keary Camunas	6	(1998)
5. Rachel Riley	5	(2010)
Meagan Prince	5	(2016)
6. Kelsey Nunley	4	(2015)
Chanda Bell	4	(2010)
Keary Camunas	4	(1999)
Jennifer Howland	4	(2000)
Rachel Riley	4	(2011)
Grace Baalman	4	(2019)
Autumn Humes	4	(2021)

Innings Pitched

1. Kelsey Nunley	282.1	(2014)
2. Kelsey Nunley	268.2	(2013)
3. Keary Camunas	251.1	(1998)
4. Amy Kendall	229.0	(2003)
5. Keary Camunas	226.2	(1999)
6. Keary Camunas	225.2	(2000)
7. Chanda Bell	219.1	(2010)
8. Kelsey Nunley	211.0	(2015)
9. Morgan Marr	195.2	(2001)
10. Keary Camunas	194.0	(1997)

Appearances

1. Samantha Allen	49	(2005)
2. Kelsey Nunley	47	(2013)
3. Kelsey Nunley	45	(2014)
4. Keary Camunas	43	(1999)

Strikeouts

1. Chanda Bell	288	(2010)
2. Kelsey Nunley	219	(2014)
3. Chanda Bell	216	(2009)
4. Chanda Bell	205	(2011)
5. Kelsey Nunley	203	(2016)
6. Chanda Bell	201	(2012)
7. Kelsey Nunley	194	(2015)
8. Kelsey Nunley	193	(2013)
9. Meagan Prince	175	(2017)
10. Keary Camunas	164	(1999)

Opponent Batting Avg. (min. 200 at-bats)

1. Chanda Bell	.175	(2011)
2. Kelsey Nunley	.178	(2016)



Keary Camunas



Jessica Trueblood



GAME RECORDS

HITTING

At-bats

6	Christian Stokes	vs. South Carolina	4/18/15
	Lauren Cumbess	at Ole Miss	4/13/14
	Kara Dill	at USC Upstate	2/24/13
	Nikki Jones	vs. Arkansas	4/27/03
	Jackie Haynes	vs. Middle Tennessee State	4/1/97
	Michelle Buccì	vs. Middle Tennessee State	4/1/97
	Jacki Haynes	vs. Mississippi State	4/11/97

Runs Scored

5	Kayla Kowalik	vs. NC Central	2/20/21
---	---------------	----------------	---------

Hits

5	Bailey Vick	vs. Georgia Tech	2/21/20
	Christian Stokes	vs. Long Beach State	2/19/15
	Beth Fogle	vs. Morehead State	3/5/02

RBI

7	Erin Coffel	vs. Miami (OH)	5/21/22
	Grace Lorsung	vs. Texas A&M	3/25/23

Doubles

3	Christian Stokes	vs. South Carolina	4/18/15
	Molly Johnson	vs. Indiana	4/1/08
	Emily Jolly	vs. DePaul	2/12/11

Triples

3	Meghan Cooper	vs. Kent State	2/17/06
---	---------------	----------------	---------

Home Runs

2 (50 times)	Last: Grace Lorsung	vs. Texas A&M	3/25/23
--------------	---------------------	---------------	---------

Total Bases

11	Kayla Kowalik	vs. NC Central	2/21/20
----	---------------	----------------	---------

Walks

4 (6 times)	Last: Kayla Kowalik	at Bellarmine	4/12/23
-------------	---------------------	---------------	---------

Strikeouts

4 (8 times)	Last: Emily Gaines	vs. DePaul	5/18/14
-------------	--------------------	------------	---------

Sacrifice Hits

2 (45 times)	Last: Bailey Vick	vs. Liberty	2/7/20
--------------	-------------------	-------------	--------

Sacrifice Flies

2	Abbey Cheek	at Georgia	3/18/17
---	-------------	------------	---------

Stolen Bases

4	Bailey Vick	vs. Bradley	2/24/18
	Erin Rethlake	vs. Drexel	3/10/17
	Meagan Aull	vs. Kent State	3/24/09

Hit By Pitch

3	Ashley Dimkich	vs. Youngstown State	3/4/06
---	----------------	----------------------	--------

FIELDING

Putouts

21	Megan Yocke	vs. Tennessee Tech	4/16/11
----	-------------	--------------------	---------

Assists

9	Amber Janneck	vs. Eastern Kentucky	4/6/05
	Amber Janneck	vs. Western Kentucky	4/13/05
	Molly Johnson	vs. Florida	4/11/09
	Angie Dal Pozzo	vs. Louisville	4/18/01

Errors

4	Brooke Marnitz	vs. Alabama	3/21/04
	Nikki Jones	vs. Morehead State	3/5/02
	Angie Dal Pozzo	vs. Texas-San Antonio	2/10/01
	Meredith Seales	vs. UNC Greensboro	2/22/97

Passed Balls

4	Alli Eckman	vs. Ole Miss	3/12/05
---	-------------	--------------	---------

PITCHING

Innings Pitched

11.1	Autumn Humes	at Auburn	3/24/18
------	--------------	-----------	---------

Fewest Hits Allowed

0	22 Times	Last: Stephanie Schoonover	vs. North Texas	2/18/23
---	----------	----------------------------	-----------------	---------

Perfect Game

	Chanda Bell	at Austin Peay (Game 1)	4/6/11
	Rachel Riley	at Austin Peay (Game 2)	4/6/11

Runs Allowed

16	Lorie Horner	vs. Alabama	3/21/98
	Jennifer Young	vs. Indiana	4/1/08

Earned Runs Allowed

13	Amber Matousek	vs. Alabama	3/22/08
	Amber Matousek	vs. LSU	4/9/08

Walks Allowed

9	Jennifer Young	vs. Indiana	4/1/08
---	----------------	-------------	--------

Strikeouts

18	Stephanie Schoonover	vs. North Texas	2/18/23
----	----------------------	-----------------	---------

Hits Allowed

18	Lorie Horner	vs. Alabama	3/21/98
18	Rachel Riley	at Georgia	4/10/11

Doubles Allowed

8	Jennifer Howland	vs. Akron	3/9/01
---	------------------	-----------	--------

Triples Allowed

2	Samantha Allen	vs. Cal-Poly	2/12/05
	Jennifer Howland	vs. Georgia	3/7/01
	Lorie Horner	vs. Missouri	2/15/97

Home Runs Allowed

6	Amber Matousek	vs. Alabama	3/22/08
---	----------------	-------------	---------



Brooke Marnitz



TEAM RECORDS

TEAM RECORDS-GAME

Hitting

At Bats:	43 at Ole Miss	4/13/14
Runs Scored:	23 vs. UC Santa Barbara	2/18/22
Hits:	20 vs. UC Santa Barbara	2/18/22
Doubles:	6 twice, last at Miami (OH)	3/17/09
Triples:	4 vs. Louisville	4/10/02
Home Runs:	6 at Tennessee	4/27/18
RBI:	23 vs. UC Santa Barbara	2/18/22
Total Bases:	38 vs. UC Santa Barbara	2/18/22
Walks:	13 vs. Indiana	3/2/08
Strikeouts:	18 vs. WKU	4/23/15
Stolen Bases:	8 Samford/Bradley .. 3/20/99 2/23/18	

Fielding

Putouts:	33 5x, last vs. South Carolina	4/18/15
Assists:	25 at South Carolina	5/2/09
Errors:	7 vs. Texas-San Antonio	2/10/01
Double Plays:	3 seven times, last vs. SIU	2/13/15

Pitching

Innings Pitched:	13.0 at Alabama	4/28/19
Runs Allowed:	18 last vs. Oklahoma	3/2/23
Earned Runs Allowed:	18 last vs. Oklahoma	3/2/23
Hits Allowed:	19 vs. Arkansas	3/31/07
Fewest Hits Allowed:	0 22x, last vs. North Texas	2/24/23
Doubles Allowed:	8 vs. Akron	3/9/01
Triples Allowed:	3 vs. Georgia	3/7/01
Home Runs Allowed:	6 2x, last vs. Oklahoma	3/23/22
Walks Allowed:	9 4x, last at Alabama	5/4/13
Strikeouts:	20 vs. Tennessee Tech	4/16/11

TEAM RECORDS-SEASON

Hitting

Batting Average:305 2019
At Bats:	1,797 2014
Runs Scored:	381 2019
Hits:	477 2000
Doubles:	94 2019
Triples:	18 2000, 2001, 2002
Home Runs:	71 2014, 2019
RBI:	346 2019
Total Bases:	810 2019
Walks:	227 2019
Strikeouts:	426 2004
Stolen Bases:	89 1999

Fielding

Fielding Percentage:	(.976) 2018
Putouts:	1,455 2014
Assists:	673 2001
Errors:	131 1997
Double Plays:	32 2002

Pitching

Lowest ERA:	1.71 2016
Lowest Opponents Batting Average:191 2016
Innings Pitched:	485.0 2014
Runs Allowed:	333 2005
Fewest Runs Allowed:	130 2016
Earned Runs Allowed:	253 2005
Fewest Earned Runs Allowed:	98 2016
Hits Allowed:	523 2005
Fewest Hits Allowed:	250 2016
Doubles Allowed:	101 2003
Fewest Doubles Allowed:	44 2016
Triples Allowed:	16 1997
Fewest Triples Allowed:	2 2004
Home Runs Allowed:	58 2008
Fewest Home Runs Allowed:	10 1997
Walks Allowed:	182 2013
Fewest Walks Allowed:	93 1997
Strikeouts:	403 2014
Shutouts:	16 2000

TEAM RECORDS-SEASON

Games played	69 2014
Wins	50 2014
Losses	44 1997 & 1999
Highest winning percentage781 (43-12) 2016
Lowest winning percentage185 (10-44) 1997
Seasons team fielded	25 (first in 1997)
Winning seasons	15 (last in 2021)
Losing seasons	11 (last in 2008)
First tie	UK 2, Texas-Arlington 2 (2/15/04)
Longest coaching tenure	Rachel Lawson, 14 yrs (2008-Pres.)
.....	Beth Pruitt, 8 yrs (1997-2004)

Consecutive losses	21 3/15/03 - 4/13/03
Consecutive wins	19 2/12/21 - 3/7/21
Consecutive shutout wins:	4 2/20/16 - 2/27/16
Consecutive shutout losses:	6 3/29/06-4/2/06
Consecutive games without an error:	6 3/6/15 - 3/15/15
Extra-inning games:	10 2014
Extra-inning wins:	8 2014
Consecutive games with a stolen base:	16 2/17/02-3/17/02
Consecutive games with a double:	12 3/16/02-4/6/02
Consecutive games without extra-base hit:	5 3/9/97-3/12/97
Most Combined Runs in a Game:	29 (4/1/08 Indiana 16, UK 13)
Largest Margin of Victory:	22 2/29/20 vs. Detroit Mercy



SINGLE SEASON RECORDS BY CLASS

HITTING

Batting Average

Senior	Abbey Cheek	.428	2019
Junior	Kayla Kowalik	.495	2021
Soph.	Erin Coffel	.420	2022
Fresh.	Natalie Smith	.370	2007

(2020 not included, COVID-19)

Hits

Senior	Kayla Kowalik	76	2022
Junior	Kayla Kowalik	100	2021
Soph.	Leslie Kwiatkowski	77	1999
Fresh.	Leslie Kwiatkowski	71	1998

Doubles

Senior	Kwiatkowski/Reed	16	2001/19
Junior	Tiffany Kruse	16	2000
Soph.	Molly Johnson	20	2008
Fresh.	Alex Martens	13	2017

Triples

Senior	Nikki Jones	5	2003
Junior	Tiffany Kruse	7	2000
Soph.	Kayla Kowalik	8	2020
Fresh.	Leslie Kwiatkowski	6	1998

Home Runs

Senior	Brooke Marnitz	21	2007
Junior	Erin Coffel	19	2023
Soph.	Erin Coffel	20	2022
Fresh.	Erin Coffel	16	2021

Runs Batted In

Senior	Brooke Marnitz	61	2007
Junior	Alex Martens	66	2019
Soph.	Erin Coffel	68	2022
Fresh.	Erin Coffel	56	2021

Runs Scored

Senior	Kayla Kowalik	57	2022
Junior	Kayla Kowalik	77	2021
Soph.	Kara Dill	44	2011
Fresh.	Kayla Kowalik	49	2019

Total Bases

Senior	Abbey Cheek	138	2019
Junior	Kayla Kowalik	159	2021
Soph.	Erin Coffel	142	2022
Fresh.	Erin Coffel	118	2021

On Base Pct.

Senior	Abbey Cheek	.602	2019
Junior	Erin Coffel	.629	2023
Soph.	Molly Johnson	.472	2008
Fresh.	Erin Coffel	.450	2021

(2020 not included, COVID-19)

Slugging Pct.

Senior	Abbey Cheek	.908	2019
Junior	Erin Coffel	.976	2023
Soph.	Erin Coffel	.871	2022
Fresh.	Erin Coffel	.663	2021

Sacrifice Hits

Senior	Tiffany Kruse	9	2001
Junior	Beth Fogle	13	2001

Soph.	Megan Yocke	13	2009
Fresh.	Lorie Melchi	12	2003

Sacrifice Flies

Senior	Alice O'Brien	5	2013
Junior	Tatum Spangler	5	2021
Soph.	Erin Coffel	5	2022
Fresh.	Lyndsey Angus	4	2000
	Brooke Marnitz	4	2004

Stolen Bases

Senior	Sylver Samuel	23	2016
Junior	Leslie Kwiatkowski	28	2000
Soph.	Meagan Aull	26	2009
Fresh.	Beth Fogle	34	1999

Walks

Senior	Abbey Cheek	64	2019
Junior	Erin Coffel	64	2023
Soph.	Ansley Smith	30	2014
Fresh.	Maisie Steed	44	2013

Hit by Pitch

Senior	Meghan Cooper	16	2006
Junior	Molly Johnson	10	2009
Soph.	Ansley Smith	15	2014
Fresh.	Erin Coffel	15	2021

FIELDING

Putouts

Senior	Maisie Steed	385	2016
Junior	Griffin Joiner	442	2014
Soph.	Griffin Joiner	343	2013
Fresh.	Jenny Schaper	399	2016

Assists

Senior	Molly Johnson	131	2010
Junior	Angie Dal Pozzo	167	2001
Soph.	Christian Stokes	167	2014
Fresh.	Angie Dal Pozzo	143	1999

Fielding Pct.

Senior	Griffin Joiner	1.000	2015
	Beth Fogle	1.000	2002
Junior	Michelle Bucci	1.000	1999
	Jennifer Howland	1.000	2001
Soph.	Meagan Aull	1.000	2009
Fresh.	Jenny Schaper	.993	2016

PITCHING

ERA (min. 10 appearances)

Senior	Kelsey Nunley	1.27	2016
Junior	Meagan Prince	1.85	2016
Soph.	Kelsey Nunley	1.88	2014
Fresh.	Lauren Cumbess	1.99	2011

Win-loss pct. (min. 10 appearances)

Senior	Lauren Cumbess	.909 (10-1)	2014
Junior	Meagan Prince	.778 (21-6)	2016
Soph.	Kelsey Nunley	.731 (30-11)	2014
Fresh.	Ellen Weaver	.857 (6-1)	2011

Wins

Senior	Kelsey Nunley	21	2016
Junior	Meagan Prince	21	2016
Soph.	Kelsey Nunley	30	2014

Fresh.	Kelsey Nunley	27	2013
--------	---------------	----	------

Appearances

Senior	Keary Camunas	41	2000
Junior	Keary Camunas	43	1999
Soph.	Kelsey Nunley	45	2014
Fresh.	Samantha Allen	49	2005

Games Started

Senior	Keary Camunas	36	2000
Junior	Keary Camunas	34	1999
Soph.	Kelsey Nunley	36	2014
Fresh.	Amy Kendall	32	2003

Complete Games

Senior	Keary Camunas	28	2000
Junior	Keary Camunas	26	1999
Soph.	Keary Camunas	33	1998
Fresh.	Amy Kendall	29	2003

Shutouts

Senior	Keary Camunas	9	2000
Junior	Chanda Bell	7	2011
Soph.	Kelsey Nunley	7	2014
Fresh.	Chanda Bell	3	2009
	Lauren Cumbess	3	2011
	Kelsey Nunley	3	2013

Strikeouts


Senior	Kelsey Nunley	203	2016
Junior	Chanda Bell	205	2011
Soph.	Chanda Bell	288	2010
Fresh.	Chanda Bell	216	2009

Opponent Batting Avg. (min. 200 AB)

Senior	Kelsey Nunley	.178	2016
Junior	Chanda Bell	.175	2011
Soph.	Lauren Cumbess	.193	2012
Fresh.	Lauren Cumbess	.201	2011

(2020 not included, COVID-19)

Leslie Kwiatkowski





LETTERWINNERS

A

Becky Abner	2003
Renee Abernathy	2019-2022
Jessica Adkins	2009-10
Amanda Allen	2012
Samantha Allen	2005-07
Macy Allen	2009-12
Amy Anderson	1998
Elie Anderson	2004
Haley Andrus	2015-16
Lyndsey Angus	2000-03
Meagan Aull	2008-11

B

Grace Baalman	2018-2021
Jaci Babbs	2019-2022
Chanda Bell	2009-12
Becky Bishop	2007
Brynlee Bigelow	2017
Emmy Blane	2020-2022
Jenna Blanton	2021-Pres.
Colleen Boddy	1999-2000
Emma Boitnott	2020-2022
Lauryn Borzilleri	2023-Pres.
Brook Bowman	2002-04
Maclai Branson	2019
Lindsay Brogdon	2006-08
Megan Brooks	2002-04
Amanda Brown	2002
Michelle Bucci	1997-2000

C

Keary Camunas	1997-2000
Katie Campbell	2004-07
Ginny Carroll	2011-14
Brittany Cervantes	2009-12
Abbey Cheek	2016-19
Kristen Cochran	2005
Erin Coffel	2021-Pres.
Megan Cooper	2002-06
Kennedy Cowden	2019
Lauren Cumbess	2011-14
Aimee Currier	2009

D

Angie Dal Pozzo	1999-2002
Jamie Dardis	2000-02
Gabi Deters	2020
Samantha DeMartine	2008-11
Sandi Dengler	1999-2002
Kara Dill	2010-13
Ashley Dimkich	2005-08
Emory Donaldson	2024-Pres.

E

Taylor Ebbs	2021-Pres.
Alli Eckman	2005-07
Andrea Eilertson	1999-2002
Jackie Elston	1998
Ella Emmert	2021-Pres.

F

Elizabeth Fadde	2006-07
Ashley Fertic	2004-07
Gina Florence	2004-07
Beth Fogle	1999-2002
Bethany Foster	1999
Sarah Frazer	2011-14
Rachel Friberg	2001-04
Victoria Fragoso	2021-2023

G

Emily Gaines	2011-14
Tekiya Garr-Carter	2019-2020
Sloan Gayan	2020-2023
Whitney Glass	1999
Megan Glenn	2003-06
Crystal Grace	1997-98
Lindsay Griggs	2012

Ashleigh Gustafson	2009-12
--------------------	---------

H

Karissa Hamilton	2022-Pres.
Izzy Harrison	2021-2023
Meeko Harrison	2021-Pres.
Jacki Haynes	1997-98
Taylor Hess	2023-Pres.
Katie Henderson	2013
Kelsee Henson	2016-19
Brooklin Hinz	2015-18
Lorie Horner	1997-98
Lindsay Houser	1997-98
Kara Howard	2012-15
Jennifer Howland	1999-2002
Hannah Huffman	2016-18
Autumn Humes	2018-2021
Ally Hutchins	2024-Pres.

J

Amber Janneck	2004-05
Allie Jest	2009
Lauren Johnson	2018-2022
Kalia Johnson	2017-2018
Molly Johnson	2007-10
Griffin Joiner	2012-15
Emily Jolly	2011-14
Megan Jolly	2007-08
Nikki Jones	2000-03

K

Madison Kearschner	2016-2017
Amy Kendall	2003-06
Callie Kovacs	2004-05
Kayla Kowalik	2019-2023
Tiffany Kruse	1998-2001
Leslie Kwiatkowski	1998-2001

L

Alexia Lacatena	2021-Pres.
Aubrey Lamar	2011-12
Sydney Langdon	2024-Pres.
Melissa Leto	1997-98
Cassie Lindmark	2020-2021
Ingrid Lochelt	2003
Camryn Lookadoo	2024-Pres.
Grace Lorsung	2023-Pres.
Liz Love	1999
Monique Lovell	2001

M

Chelsea Mack	2023
Emily Marks	2004-05
Morgan Marr	2000-02
Shanna Martini	1999
Stephanie Martino	2014-16
Alex Martens	2017-2020
Brooke Marnitz	2004-07
Amber Matousek	2007-10
Morgan McCallum	2017
Katie McCarty	2006-09
Lori Melchi	2003-06
Rachael Metzger	2015-18
Audrey Meyer	2007-08
Megan Miller	2006
Hallie Mitchell	2021-Pres.
Kierston Moore	2017
Susan Moore	1997-98
Destinee Mordecai	2007-10

N

Jessica Nance	2002-05
Vanessa Nesby	2021-Pres.
Amber Nix	2005
Kelsey Nunley	2013-16

O

Alice O'Brien	2010-13
Kristen O'Haver	2009

P

Mallory Peyton	2018-2021
Lydia Pierce	2006
Peyton Plotts	2024-Pres.
Meagan Prince	2014-17
Tracie Potts	1999-2000
Gretchen Prugh	2004

R

Sarah Rainwater	2016-19
Briona Rance	2019
Ali Ray	2006
Breanne Ray	2014-17
Cassie Reasner	2024-Pres.
Katie Reed	2016-19
Erin Rethlake	2015-18
Jessica Rice	2007
Darlington Richardson	2013-15
Rachel Riley	2009-12
Jessica Rose	2010
Annie Rowlands	2008-11
Ashley Ruiz	2017-18

S

Nikki Sagermann	2013-16
Sylver Samuel	2013-16
Jenny Schaper	2016-19
Stephaine Schoonover	2021-Pres.
Meghan Schorman	2019-2021
Jenny Sibert	2004-07
Erika Silence	2009-12
Ansley Smith	2013-16
Krystal Smith	2011-14
Natalie Smith	2007-10
Rylea Smith	2020-Pres.
Shannon Smith	2014-17
Sarah Snider	1997-2000
Tatum Spangler	2019-2022
Larissa Spellman	2017-2020
Maisie Steed	2013-16
Miranda Stoddard	2020-2022
Christian Stokes	2013-16
Delani Sullivan	2024-Pres.
Kennedy Sullivan	2021-2023
Joy Sutton	2001

T

Stephanie Thompson	1998
Erica Thulen	2021-Pres.
Margaret Tobias	2021-Pres.
Bethany Todd	2018
Jessica Trueblood	2006

V

Princess Valencia	2023
Bailey Vick	2017-2020
Marie Vida	2001

W

Kristi Warneke	2005
Ellen Weaver	2011-13
Bethany Wiegand	1999
Crystalie Wolfe	2003-04

Y

Megan Yocke	2008-11
Jennifer Young	2007-10





ALL-TIME JERSEY NUMBERS

#00
Hallie Mitchell 2021-Pres.
 Tekiya Garr-Carter 2019-2020
 Natalie Smith 2007-10
 Jacqueline Haynes 1997-98

#1
 Chelsea Mack 2023
 Miranda Stoddard 2020-2022
 Sarah Rainwater 2016-19
 Rachel Riley 2011-12
 Amber Matousek 2007-10
 Megan Miller 2006
 Megan Brooks 2002-04
 Marie Vida 2001

#2
Karissa Hamilton 2023-Pres.
 Bailey Vick 2017-2020
 Sylvester Samuel 2013-16
 Chanda Bell 2009-12
 Jenny Sibert 2005-07

#3
Taylor Ebbs 2021-Pres.
 Grace Baalman 2018-2021
 Shannon Smith 2014-2017
 Ginny Carroll 2011-12
 Aimee Currier 2009
 Jessica Rice 2007
 Jessica Trueblood 2006
 Brooke Marnitz 2004-05
 Andrea Eilertson 1999-2002

#4
 Renee Abernathy 2019-2022
 Haley Andrus 2015-16
 Macy Allen 2009-12
 Audrey Meyer 2007-08
 Nikki Jones 2000-03

#5
Taylor Hess 2023-Pres.
 Tatum Spangler 2019-2022
 Meagan Prince 2014-2017
 Lindsay Griggs 2012
 Gina Florence 2004-07
 Bobbi Darretta 2003
 Angie Dal Pozzo 1999-2002
 Stephanie Thompson 1998
 Michelle Brown 1997

#6
 Victoria Fragoso 2021-2023
 Jenny Schaper 2016-19
 Katie McCarty 2006-09
 Amber Nix 2005

#7
Atly Hutchins 2024-Pres.
 Autumn Humes 2018-2021
 Morgan McCallum 2017
 Maisie Steed 2013-16
 Kristen O'Haver 2009
 Alli Eckman 2005-07
 Elie Anderson 2004
 Brook Bowman 2002-04
 Tiffany Kruse 1997-2001

#8
Delani Sullivan 2024-Pres.
 Kennedy Sullivan 2021-2023
 Briona Rance 2019
 Erin Rethlake 2015-2018
 Katie Henderson 2013
 Ashleigh Gustafson 2009-12
 Samantha Allen 2006-08
 Amber Janneck 2004-05
 Michelle Hall 2003
 Meghan Cooper 2002
 Tracie Potts 1999-2000
 Monique Lovell 2001
 Leslie Kwiatkowski 1998
 Suzanne Kopulos 1997

#9
Jaden Vickers 2024-Pres.
 Lauren Johnson 2018-2022
 Breanne Ray 2014-2017
 Alice O'Brien 2010-13
 Savannah Mitcham 2004
 Jamie Dardis 2000-02
 Liz Love 1999
 Kolleen Fitzgerald 1997

#10
Jenna Blanton 2021-Pres.
 Olivia Ward 2019
 Christian Stokes 2013-16
 Meagan Aull 2008-2011
 Ashley Fertic 2004-07
 Leslie Floyd 2002
 Sarah Snider 1997-2000

#11
Vanessa Nesby 2021-Pres.
 Abbey Cheek 2016-19
 Krystal Smith 2011-14
 Rachel Riley 2009-10
 Becky Bishop 2007-08
 Ali Ray 2006

Callie Kovacs 2004-05
 Becky Abner 2003
 Jennifer Howland 1999-2002
 Andrea Goepfrich 1997

#12
Margaret Tobias 2021-Pres.
 Megan Yocke 2008-2011
 Lydia Pierce 2006
 Rachel Friberg 2001-04
 Sandi Dengler 1999-2000
 Amy Anderson 1998
 Brooke Tilley 1997

#13
 Mallory Peyton 2018-2021
 Griffon Joiner 2012-15
 Destinee Mordecai 2007-10
 Susan Moore 1997-98

#14
 Jaci Babbs 2019-2022
 Brittany Cervantes 2009-12
 Emily Marks 2004-05
 Lyndsey Angus 2000-03
 Susan Messmer 1999
 Crystal Grace 1997-98

#15
 Kara Dill 2010-13
 Brooke Marnitz 2006-07
 Jessica Nance 2002-05
 Joy Sutton 2001
 Bethany Foster 1999
 Lindsay Houser 1997-98

#16
Camryn Lookadoo 2024-Pres.
 Aubrey Lamar 2011-12
 Elizabeth Faddé 2006-07

#17
 Sloan Gayan 2020-2023
 Bethany Todd 2018
 Annie Rowlands 2008-2011
 Kristen Cochran 2005

#18
 Amanda Allen 2012
 Molly Johnson 2007-10
 Gretchen Prugh 2004
 Kathleen Biondi 2003
 Julie Castelli 2002
 Leslie Kwiatkowski 1998-2001
 Melissa Leto 1997-98

#19
Rylea Smith 2020-Pres.
 Kelsee Henson 2016-19
 Lauren Cumbess 2011-14
 Allie Jest 2009
 Meghan Cooper 2003-06
 Morgan Marr 2000-02
 Bethany Wiegand 1999
 Courtney Woodrow 1997

#20
Erica Thulen 2021-Pres.
 Maclai Branson 2019.

#21
Erin Coffel 2021-Pres.
 Hannah Huffman 2016-2018
 Emily Jolly 2011-14
 Jessica Adkins 2009-10
 Megan Jolly 2007-08
 Megan Glenn 2003-06
 Sandi Dengler 2001-02
 Michelle Bucci 1997-2000

#22
 Kierston Moore 2017
 Samantha DeMartine 2008-2011
 Katie Campbell 2004-07
 Ingrid Lochelt 2003
 Whitney Glass 1999

#23
Stephanie Schoonover 2021-Pres.
 Katie Reed 2016-19
 Jessica Rose 2010
 Jenny Sibert 2004
 Amanda Brown 2002
 Shanna Martini 1999
 Meredith Sales 1997

#24
 Emma Boitnott 2020-2022
 Kennedy Cowden 2019
 Madison Kearschner 2016-2017
 Kara Howard 2012-15

#25
 Emmy Blane 2020-2022
 Brooklin Hinz 2015-18
 Erika Silence 2009-12
 Samantha Allen 2005

#26
 Meghan Schorman 2019-2021

Stephanie Martino 2014-16
 Ellen Weaver 2011-13
 Ashley Dimkich 2005-08

#27
 Emily Gaines 2011-14

#28
 Ashtley Ruiz 2017-2018
 Jennifer Young 2007-10
 Lori Melchi 2003-06
 Beth Fogle 1999-2002
 Jackie Elston 1998

#29
 Amy Kendall 2003-06
 Keary Camunas 1997-2000

#30
 Princess Valencia 2023
 Larissa Spellman 2017-2020
 Ginny Carroll 2013-14

#31
Sydney Langdon 2024-Pres.
 Lindsay Brogdon 2006-08
 Kristi Warneke 2005

#32
Grace Larsing 2023-Pres.
 Alex Martens 2017-2020
 Kelsey Nunley 2013-16
 Crystallie Wolfe 2003-04
 Colleen Boddy 1999-2000
 Lori Horner 1997-98

#33
 Cassie Lindmark 2020-2021

#34
Alexia Lacatena 2021-Pres.

#35
Peyton Plotts 2024-Pres.

#36
 Izzy Harrison 2021-2023
 Brynlee Bigelow 2017
 Ansley Smith 2013-16

#37
 Darrington Richardson 2013-15

#38
 Gabi Deters 2020
 Rachael Metzger 2015-2018
 Sarah Frazer 2011-14

#39
Ella Emmert 2021-Pres.

#40
Meeko Harrison 2021-Pres.
 Nikki Sagermann 2013-16

#41
Lauryn Borzilleri 2023-Pres.
 Kaila Johnson 2017-2018

#42
Emory Donaldson 2024-Pres.
 Kayla Kowalik 2019-2023





2024 Kentucky Softball
 Statistics Summary for Kentucky (as of Apr 07, 2024)
 (All games)



Record: 24-14 Home: 9-5 Away: 4-7 Neutral: 11-2 SEC: 3-9

Date	Opponent	Score	Player	avg	gp-gs	ab	r	h	2b	3b	hr	rbi	bb	hbp	so	sb-att
-2/9	vs UC Santa Barbara	w 5-1	10 Jenna Blanton	.362	38-25	47	12	17	2	0	0	2	2	0	6	4-4
-2/9	vs #3 Stanford	w 2-1	19 Rylea Smith	.356	36-36	118	21	42	6	4	4	20	9	0	17	9-9
-2/10	vs #3 Stanford	w 3-2	21 Erin Coffel	.340	38-38	103	27	35	10	0	11	29	29	13	7	5-8
-2/10	at #24 San Diego State	L 1-2	3 Taylor Ebbs	.339	26-18	56	12	19	4	1	4	17	5	1	11	1-1
-2/11	vs Minnesota	w 3-2	37 Peyton Plotts	.333	33-17	72	11	24	4	0	6	19	11	0	19	0-0
2/15	vs NORTH CAROLINA	w 12-10	2 Karissa Hamilton	.297	35-26	91	15	27	7	0	7	21	6	1	17	0-0
2/15	vs Wisconsin	w 6-5	12 Margaret Tobias	.296	35-33	71	15	21	0	0	0	4	3	3	7	1-2
2/16	vs #6 Washington	L 1-8	33 Grace Lorsung	.287	38-38	108	22	31	8	2	11	28	13	5	18	0-1
2/23	vs Akron	w 7-3	88 Lauryn Borzilleri	.268	36-32	82	11	22	5	0	4	17	14	4	13	0-0
2/23	at USC Upstate	w 9-0	11 Vanessa Nesby	.259	34-19	58	10	15	1	0	0	3	5	0	8	3-3
2/24	vs Monmouth	w 6-1	7 Ally Hutchins	.257	38-34	105	14	27	3	1	4	18	15	0	24	1-1
2/24	vs Akron	w 7-5	-----													
2/25	at USC Upstate	w 11-6	64 Ella Emmert	.286	11-7	7	1	2	1	0	0	3	5	1	2	0-0
3/2	vs Minnesota	w 8-0	20 Erica Thulen	.200	12-0	10	0	2	0	0	0	0	1	0	1	0-0
3/2	at Charlotte	L 3-4	22 Cassie Reasner	.182	15-5	22	3	4	3	0	0	3	0	0	3	0-0
3/3	vs Fordham	L 8-10	0 Hallie Mitchell	.150	29-5	20	10	3	1	0	0	3	6	2	3	4-5
3/3	vs UNCW	w 8-1	77 Meeko Harrison	.111	20-6	18	1	2	0	0	1	2	2	1	7	0-0
3/6	BELLARMINE	w 3-1	8 Delani Sullivan	.091	32-2	11	10	1	1	0	0	0	0	0	3	2-2
*3/8	#3 LSU	L 2-6	99 Emory Donaldso	.000	31-1	11	10	0	0	0	0	0	0	0	5	5-6
*3/9	#3 LSU	L 3-4	16 Camryn Lookado	.000	4-0	2	2	0	0	0	0	0	0	0	0	0-0
*3/10	#3 LSU	L 3-8	35 Alexia Lacatena	.000	16-2	1	1	0	0	0	0	0	0	0	1	0-0
3/13	at Lipscomb	w 9-0	23 Stephanie Schoo	.000	24-15	0	0	0	0	0	0	0	0	0	0	0-0
3/14	SOUTH DAKOTA ST.	w 8-0	9 Jaden Vickers	.000	17-12	0	0	0	0	0	0	0	1	0	0	0-0
3/16	COLUMBIA	w 12-3	32 Sydney Langdon	.000	19-9	0	0	0	0	0	0	0	0	0	0	0-0
3/16	OHIO STATE	w 9-4	Totals	.290	38	1013	208	294	56	8	52	189	127	31	172	35-42
3/17	COLUMBIA	w 10-0	Opponents	.240	38	950	158	228	32	5	38	144	131	39	267	28-35
3/17	OHIO STATE	L 6-12														
3/20	MARSHALL	w 7-0	LOB - Team (260), Opp (236). DPs turned - Team (10), Opp (11). CI - Team (1), Hamilton, K 1. IBB - Team (5), Coffel, E 5. Picked off - Coffel, E 1.													
*3/22	at #10 Florida	L 2-10														
*3/23	at #10 Florida	L 1-9														
*3/24	at #10 Florida	L 1-7	Player	era	w-l	app	gs	cg	sh	sv	ip	h	r	er	bb	so
3/26	DAYTON	w 4-3	23 Stephanie Schoo	2.33	14-6	24	15	10	5	1	111.0	79	47	37	67	123
*3/28	#13 ALABAMA	w 6-3	32 Sydney Langdon	3.70	4-3	19	9	3	1	1	47.1	43	34	25	32	69
*3/29	#13 ALABAMA	L 4-9	9 Jaden Vickers	5.08	5-5	17	12	4	1	0	60.2	63	50	44	25	56
*3/30	#13 ALABAMA	w 4-3	-----													
*4/5	at #14 Texas A&M	L 4-5	35 Alexia Lacatena	5.81	1-0	14	2	1	0	1	31.1	43	27	26	7	19
*4/6	at #14 Texas A&M	L 9-10	Totals	3.66	24-14	38	38	18	7	3	250.1	228	158	131	131	267
*4/7	at #14 Texas A&M	w 1-0	Opponents	4.82	14-24	38	38	9	0	2	242.2	294	208	167	127	172

* = Conference game
 ~ = Aztec Kickoff (San Diego, Calif.)

PB - Team (13), Hamilton, K 11, Mitchell, H 2, Opp (7). Pickoffs - Team (0), Opp (1). SBA/ATT - Hamilton, K (22-27), Schoonover (7-12), Vickers, J (11-12), Langdon, S (6-6), Lacatena, A (4-5), Emmert, E (4-4), Mitchell, H (2-3).

Score by innings	1	2	3	4	5	6	7	8	Total
Kentucky	39	35	35	24	34	23	14	4	208
Opponents	29	19	36	14	18	32	9	1	158

Win-loss breakouts: Day 18-7; Night 6-7; vs Left 1-1; vs Right 23-13;
 1-run games 7-5; 2-run games 3-1; 5+run games 11-7; Extra inns 3-0; Shutouts 7-0.
 Current streak: Won 1; Longest winning streak: 6; Longest losing streak: 3.
 Attendance: Home 15869 (avg 1133); Away 22581 (avg 940); Total 38450 (avg 1011).