

### 27-5 (11-1 SEC)

#### FEBRUARY

|    |                        |         |
|----|------------------------|---------|
| 16 | AT USC UPSTATE~        | W, 11-7 |
| 17 | AT USC UPSTATE         | W, 3-0  |
| 18 | AT USC UPSTATE~        | W, 9-3  |
| 20 | MOREHEAD STATE         | W, 9-5  |
| 23 | VS. WASHINGTON STATE^* | L, 6-4  |
| 24 | VS. TEXAS STATE^*      | W, 11-5 |
| 25 | VS. KANSAS^*           | W, 8-5  |
| 27 | WESTERN KENTUCKY       | W, 5-0  |

#### MARCH

|    |                      |             |
|----|----------------------|-------------|
| 1  | LIPSCOMB             | W, 7-4      |
| 2  | LIPSCOMB             | W, 16-1 (7) |
| 3  | LIPSCOMB             | W, 9-1      |
| 5  | EASTERN KENTUCKY     | W, 10-0 (7) |
| 6  | AT EASTERN KENTUCKY~ | W, 5-2      |
| 8  | KENNESAW STATE       | L, 13-1 (8) |
| 9  | KENNESAW STATE       | L, 10-2     |
| 10 | KENNESAW STATE       | W, 5-2      |
| 12 | MURRAY STATE         | W, 10-6     |
| 15 | #25 GEORGIA          | W, 16-10    |
| 16 | #25 GEORGIA          | W, 9-3      |
| 17 | #25 GEORGIA          | W, 12-2 (7) |
| 19 | EVANSVILLE           | W, 11-3     |
| 22 | AT MISSOURI          | W, 9-4 (11) |
| 23 | AT MISSOURI          | L, 2-1      |
| 24 | AT MISSOURI+         | W, 7-6      |
| 26 | MIAMI UNIVERSITY     | W, 9-5      |
| 29 | AT #22 OLE MISS      | W, 5-3      |
| 30 | AT #22 OLE MISS      | W, 17-9     |
| 31 | AT #22 OLE MISS      | W, 15-1 (7) |

#### APRIL

|    |                    |           |
|----|--------------------|-----------|
| 2  | LOUISVILLE+        | PPD.      |
| 5  | #11 ALABAMA        | W, 6-2    |
| 6  | #11 ALABAMA        | W, 7-0    |
| 7  | #11 ALABAMA+       | W, 10-1   |
| 9  | AT SAMFORD         | L, 9-7    |
| 11 | AT AUBURN&         | 7:30 P.M. |
| 12 | AT AUBURN          | 7 P.M.    |
| 13 | AT AUBURN          | 3 P.M.    |
| 16 | AT LOUISVILLE^     | 7 P.M.    |
| 19 | TENNESSEE          | 6:30 P.M. |
| 20 | TENNESSEE          | 2 P.M.    |
| 21 | TENNESSEE          | 1 P.M.    |
| 26 | AT SOUTH CAROLINA  | 7 P.M.    |
| 27 | AT SOUTH CAROLINA+ | 6 P.M.    |
| 28 | AT SOUTH CAROLINA+ | 3 P.M.    |

#### MAY

|    |              |           |
|----|--------------|-----------|
| 3  | ARKANSAS     | 6:30 P.M. |
| 4  | ARKANSAS     | 2 P.M.    |
| 5  | ARKANSAS     | 1 P.M.    |
| 7  | AT XAVIER!   | 3 P.M.    |
| 10 | AT FLORIDA   | 6:30 P.M. |
| 11 | AT FLORIDA+  | NOON      |
| 12 | AT FLORIDA+  | NOON      |
| 14 | WRIGHT STATE | 6:30 P.M. |
| 16 | VANDERBILT   | 6:30 P.M. |
| 17 | VANDERBILT   | 6:30 P.M. |
| 18 | VANDERBILT   | 2 P.M.    |

Home and all SEC games on SECN+ unless otherwise noted; \*D1Baseball.com; +SEC Network; &ESPNU; ~ESPN+; ^ACC Network; !FloSports

^Karbach Round Rock Classic (Round Rock, Texas)



### AT THE BALLPARK

**#8 KENTUCKY AT AUBURN**  
APRIL 9 • 7:30 PM ET / 7 / 3  
PLAINSMAN PARK • AUBURN, AL



#### #8 KENTUCKY WILDCATS

**2024 RECORD:** 27-5 (11-1 SEC)  
**COACH:** NICK MINGIONE  
**OVERALL RECORD:** 243-155 (.611) - 8TH YEAR  
**AT UK:** SAME

#### AUBURN TIGERS

**2024 RECORD:** 18-14 (2-10 SEC)  
**COACH:** BUTCH THOMPSON  
**OVERALL RECORD:** 274-201-1 (.577) - 9TH YEAR  
**AT AUBURN:** SAME

**DATE/TIME:** APRIL 11-13, 2024 | 7:30 P.M. ET / 7 / 3  
**LOCATION (FACILITY):** AUBURN, ALA. (PLAINSMAN PARK)  
**ALL-TIME SERIES:** AUBURN LEADS 80-51 (38-23 IN AUBURN)  
**RADIO:** UK SPORTS NETWORK; UKATHLETICS.COM (630 AM-WLAP LOCALLY)  
**TV/ONLINE:** THU.: ESPNU; FRI./SAT. - SECN+  
**LIVE STATS:** UKATHLETICS.COM

#### #8 KENTUCKY HITS SEC HALFWAY MARK AT AUBURN

- KENTUCKY HAS WON 15 OF ITS LAST 17.
- KENTUCKY IS 9-0 VS. RANKED TEAMS THIS SEASON.
- AT 11-1 IN SEC PLAY, KENTUCKY IS OFF TO THE BEST LEAGUE START IN ITS HISTORY.
- KENTUCKY IS OFF TO AT LEAST A 9-1 START FOR THE SECOND STRAIGHT SEASON. NO SEC TEAM HAS ACCOMPLISHED THAT FEAT IN THE PAST 32 SEASONS.
- LHP **DOMINIC NIMAN** IS THE SEC PITCHER OF THE WEEK AFTER THROWING A THREE-HIT SHUTOUT VS. ALABAMA.
- COACH **NICK MINGIONE** HAS 243 CAREER WINS, THIRD ON UK'S ALL-TIME LIST. HE HAS THE HIGHEST WINNING PERCENTAGE OF ANY COACH WHO HAS SKIPPED AT LEAST 100 GAMES FOR THE WILDCATS.
- UK IS RANKED 7TH IN THE RPI, 8TH IN THE D1BASEBALL/NCAA POLL, NCBWA AND USA TODAY COACHES POLL, 9TH IN PERFECT GAME TOP 25 AND 10TH IN BASEBALL AMERICA.
- NATIONALLY, THE CATS RANK: ERA (8), TOTAL SB (12), SHUTOUTS (4), HBP (21), WHIP (3).
- IN 2023, UK ADVANCED TO A SUPER REGIONAL FOR THE SECOND TIME IN THE LAST SIX NCAA TOURNAMENTS.
- MINGIONE HAS BEEN THE COACH FOR BOTH.
- KENTUCKY HAS STOLEN AT LEAST 53 BASES IN EACH OF THE SIX FULL SEASONS MINGIONE HAS BEEN HEAD COACH AND HAS HAD MORE THAN 75 FOUR TIMES AND HAS BEEN SUCCESSFUL MORE THAN 77 PERCENT OF THE TIME.
- KENTUCKY IS 73-OF-89 IN 2024.
- KENTUCKY'S NINE ROAD WINS ARE THE MOST OF ANY TEAM IN THE SEC.
- KENTUCKY OWNS TWO OF THE FOUR ROAD SERIES WINS BY SEC TEAMS IN LEAGUE PLAY.
- IN THE PAST 15 GAMES, UK'S OFFENSE HAS SCORED 12, 11 AND 10 UNANSWERED RUNS AND SCORED 4+ RUNS IN A SINGLE INNING 18 TIMES.
- KENTUCKY HIRED FORMER STAR **AUSTIN COUSINO** AS AN ASSISTANT COACH IN THE OFFSEASON, BROUGHT IN FORMER MISSISSIPPI STATE PITCHER AND 2013 COLLEGE WORLD SERIES STARTER **TREVOR FITTS** AS DIRECTOR OF PLAYER DEVELOPMENT AND FORMER UK ALL-AMERICAN **LOGAN SALOW** AS A GRADUATE MANAGER.
- COUSINO WAS A FORMER ALL-AMERICAN, GOLD GLOVER AND TWO-TIME USA BASEBALL MEMBER WHILE AT KENTUCKY.
- SALOW ALSO IS SECOND ON THE SCHOOL'S CAREER SAVES LIST AND REACHED TRIPLE-A IN THE DODGERS' ORGANIZATION.
- SENIOR INF **NICK LOPEZ** HAS 13 DOUBLES TO RANK 28TH NATIONALLY AND 2ND IN THE SEC. HE IS THE THIRDD-TOUGHEST PLAYER IN THE SEC TO STRIKE OUT AND 26TH-MOST DIFFICULT NATIONALLY.
- LOPEZ WENT 5-FOR-5 VS. MURRAY STATE TO BECOME THE THIRD PLAYER IN MINGIONE ERA WITH FIVE HITS IN A GAME.
- JUNIOR C **DEVIN BURKES** PICKED UP HIS 100TH CAREER HIT LAST WEEKEND AT OLE MISS AND JUNIOR IF **EMILEN PITRE** ALSO RECENTLY PICKED UP HIS 100TH.
- SENIOR IF **GRANT SMITH** PICKED UP HIS 200TH CAREER HIT AT MISSOURI.
- TRUE FRESHMAN C/INF **ELI SMALL** HOMERED IN HIS FIRST COLLEGIATE AT-BAT AS A PINCH HITTER.
- REDSHIRT FRESHMAN OF **LUKAS SCHRAMM** HOMERED IN HIS SECOND COLLEGIATE PLATE APPEARANCE. HE WALKED IN HIS FIRST AT-BAT.
- SENIOR IF **MITCHELL DALY** PLAYED IN TWO COLLEGE WORLD SERIES AND A SUPER REGIONAL WHILE AT TEXAS.
- SENIOR RP **JOHNNY HUMMEL** HAS 20 CAREER SAVES AND 172 STRIKEOUTS IN 112 CAREER INNINGS PITCHED.
- UK HAS FIVE STOLEN BASES WITH AT LEAST 15 CAREER STOLEN BASES AND THREE WITH 30+.
- RHP **MASON MOORE** THREW SEVEN ONE-HIT INNINGS VS. KENNESAW STATE TO BECOME THE FIRST UK PITCHER TO DO THAT SINCE ZACK LEE IN 2021 AND JUST THE SECOND OVERALL AT UK SINCE 2018.
- MOORE FOLLOWED THAT PERFORMANCE UP BY THROTTLING THE NATION'S TOP HOME RUN HITTING TEAM IN GEORGIA, STRIKING OUT PERHAPS THE NATION'S MOST FEARED HITTER, CHARLIE CONDON, TWICE. HE ADDED SEVEN INNINGS OF ONE-RUN BASEBALL VS. ALABAMA'S PROLIFIC OFFENSE AS WELL.
- JUNIOR RHP **ROBERT HOGAN** HAS ALLOWED JUST THREE HITS IN 14.2 INNINGS PITCHED.
- TEAM SPORTS VIDEOGRAPHER **MYLES LOGSDON** WILL BE WORKING FOR USA BASEBALL THIS SUMMER.

## 2024 QUICK FACTS

### University of Kentucky

Location: Lexington, Ky.  
 Founded: 1865  
 Nickname: Wildcats  
 Colors: Blue (PMS 286) and White  
 Conference: Southeastern (Eastern Division)  
 President: Dr. Eli Capilouto (Alabama, 1971)  
 Faculty Representative: Joseph L. Fink  
 (Philadelphia College of Pharmacy and Science, 1970)

### Coaching Staff

Head Coach: Nick Mingione (Embry-Riddle, 2000)  
 Career Record: 243-155 (.611); 8th season  
 Record at UK: Same  
 Best Time to Call: Contact SID  
 Assistant Coach: Dan Roszel, 5th season (North Florida, 2000)  
 Assistant Coach: Austin Cousino, 1st season (Kentucky, 2016)  
 Assistant Coach: Nick Ammirati, 3rd season (Miss. State, 2013)  
 Director of Operations: Brock Doud  
 Director of Communications/PR: Matt May  
 matt.may@uky.edu; (859) 806-7463 (cell); (859) 257-8504 (office)

### 2023 Review

Overall Record: 40-21  
 Home: 26-6  
 Away: 11-13  
 Neutral: 3-2  
 Conference Record: 16-14  
 Home: 11-4  
 Away: 5-10  
 Conference Finish: T-4th-East

### History

All-Time Record: 2,055-1,926-25 (.516) through 2023  
 All-Time Conference Record: 769-1,023-8 (.429)  
 All-Time Conference Tournament Record: 25-40 (.385)  
 Conference Tournament Titles: none  
 Conference Titles: one (2006)  
 NCAA Tournament Appearances: 10  
 NCAA Tournament Record: 22-21 (.511)  
 Super Regional Appearances: two (2017, 2023)  
 College World Series Appearances: none



## 2024 PLAYER HONORS

### DEVIN BURKES

- PRESEASON ALL-SEC, SECOND-TEAM (COACHES)
- BOBBY BRAGAN NATIONAL COLLEGIATE SLUGGER WATCH LIST, 2024
- TOP 10 CATCHER (D1BASEBALL)

### EVAN BYERS

- FRANK G. HAM SOCIETY OF CHARACTER (UNIV. OF KENTUCKY)

### MITCHELL DALY

- ROUND ROCK CLASSIC ALL-TOURNAMENT TEAM
- TOP 30 COLLEGE SENIOR (PERFECT GAME)

### RYAN HAGENOW

- TOP 30 COLLEGE SENIOR (PERFECT GAME)

### JOHNNY HUMMEL

- STOPPER OF THE YEAR WATCH LIST (NCBWA)

### MASON MOORE

- PRESEASON ALL-AMERICA, THIRD TEAM (NCBWA)
- TOP 60 STARTING PITCHER (D1BASEBALL)

### RYAN NICHOLSON

- TOP 40 FIRST BASEMAN (D1BASEBALL)
- TOP 100 TRANSFERS (D1BASEBALL)

### DOMINIC NIMAN

- SEC PITCHER OF THE WEEK (APRIL 8, 2024, WEEK 8)
- D1BASEBALL.COM SEC EXTRA PITCHER OF THE WEEK (APRIL 8, 2024, WEEK 8)
- PRESEASON ALL-AMERICA, FIRST TEAM (NCBWA)
- TOP 100 TRANSFERS (D1BASEBALL)
- TOP 150 STARTING PITCHER (D1BASEBALL)

### EMILIEN PITRE

- ROUND ROCK CLASSIC ALL-TOURNAMENT TEAM
- TOP 10 SECOND BASEMAN (D1BASEBALL)

### GRANT SMITH

- TOP 40 SHORTSTOPS (D1BASEBALL)

### TRAVIS SMITH

- TOP 50 STARTING PITCHER (D1BASEBALL)
- No. 71 2024 MLB DRAFT PROSPECT (MLB.COM)
- TOP 200 2024 MLB DRAFT BOARD (PERFECT GAME)

### RYAN WALDSCHMIDT

- No. 98 2024 MLB DRAFT PROSPECT (D1 BASEBALL)
- TOP 200 MLB DRAFT BOARD (PERFECT GAME)

# 2024 ROSTER

## NUMERICAL ROSTER

| No. | Name             | Pos.  | B/T | Ht.  | Wt. | Cl.  | Hometown/Previous School                          |
|-----|------------------|-------|-----|------|-----|------|---------------------------------------------------|
| 0   | Jake Titus       | RHP   | L/R | 6-4  | 200 | FR   | Ottawa, Kan./Ottawa HS                            |
| 1   | Patrick Herrera  | IF    | R/R | 6-2  | 190 | JR   | Mesa, Ariz./Northwestern University               |
| 2   | Mitchell Daly    | IF    | R/R | 6-1  | 190 | SR   | Madison, Ala./Texas                               |
| 4   | Émilien Pitre    | IF    | L/R | 5-11 | 185 | JR   | Repentigny, Quebec/Felix-Leclerc HS               |
| 5   | Josh Skowronski  | OF    | L/R | 6-5  | 210 | FR   | Frederick, Mary./Catoctin HS                      |
| 6   | Reuben Church    | IF    | R/R | 6-2  | 225 | SR   | Maryville, Tenn./Maryville HS                     |
| 7   | Devin Burkes     | C     | R/R | 6-3  | 215 | R-JR | Bradenton, Fla./Villages Charter HS               |
| 8   | Ty Crittenberger | OF    | R/R | 6-0  | 180 | GR   | Lighthouse Point, Fla./Western Kentucky           |
| 9   | Nick Lopez       | IF    | S/R | 6-2  | 205 | GR   | Santa Ana, Calif./Santa Ana CC/Southern Cal       |
| 10  | Cameron O'Brien  | RHP   | R/R | 6-5  | 220 | GR   | Wake Forest, N. Car./Campbell                     |
| 11  | Colby Frieda     | RHP   | R/R | 6-3  | 240 | JR   | St. John's, Fla./Creekside HS                     |
| 12  | Grant Smith      | IF    | R/R | 6-0  | 200 | SR   | Albuquerque, N.M./Univ. of Incarnate Word         |
| 13  | James McCoy      | IF    | S/R | 6-4  | 215 | R-SO | Port St. Joe, Fla./Wesleyan (Ga.) HS              |
| 14  | Ben Higdon       | OF    | L/R | 6-3  | 205 | JR   | Paducah, Ky./John A. Logan College                |
| 16  | Landon Franklin  | IF    | R/R | 6-2  | 190 | FR   | Cleveland, Tenn./Walker Valley HS                 |
| 17  | Ethan Hindle     | IF    | R/R | 6-1  | 200 | FR   | Delafield, Wisc./Arrowhead HS                     |
| 19  | Nolan McCarthy   | OF    | R/R | 6-0  | 205 | R-JR | Kalamazoo, Mich./Portage Northern HS              |
| 20  | Mason Moore      | RHP   | R/R | 6-4  | 230 | JR   | Morehead, Ky./Rowan County Senior HS              |
| 21  | Ryan Waldschmidt | OF/IF | R/R | 6-2  | 205 | JR   | Bradenton, Fla./Charleston Southern               |
| 22  | Dominic Niman    | LHP   | L/L | 6-3  | 225 | GR   | West Hartford, Conn./Gen. Connecticut State       |
| 23  | Hudson Brown     | IF    | L/R | 6-6  | 215 | FR   | Olive Branch, Miss./Northpoint Christian HS       |
| 24  | Ryan Hagenow     | RHP   | R/R | 6-5  | 215 | SR   | Knoxville, Tenn./Farragut HS                      |
| 25  | Ryan Nicholson   | IF    | L/L | 6-4  | 225 | GR   | Louisville, Ky./Univ. of Cincinnati               |
| 26  | Drew Lafferty    | RHP   | R/R | 6-1  | 200 | R-FR | South Park, Pa./South Park HS                     |
| 28  | Hayden Smith     | LHP   | L/L | 6-2  | 205 | R-FR | Nicholasville, Ky./West Jessamine HS              |
| 29  | Robert Hogan     | RHP   | R/R | 6-0  | 190 | JR   | North Oaks, Minn./Texas A&M                       |
| 33  | Travis Smith     | RHP   | R/R | 6-4  | 215 | R-SO | Walton, Ky./Walton-Verona HS                      |
| 34  | Lukas Schramm    | OF    | R/R | 6-3  | 215 | R-FR | Apex, N.C./Pro5 Baseball Academy                  |
| 35  | Blake Bowen      | UTIL  | L/R | 6-2  | 195 | FR   | Wooster, Ohio/Wooster HS                          |
| 36  | Carson Applegate | RHP   | R/R | 6-0  | 190 | R-FR | Columbus, N.J./The Hun HS                         |
| 37  | Raymond Saatman  | RHP   | R/R | 6-0  | 180 | FR   | Lexington, Ky./Sayre HS                           |
| 39  | Cooper Robinson  | RHP   | R/R | 6-5  | 225 | JR   | Folsom, Calif./Univ. of California-Irvine         |
| 40  | Zach Hise        | RHP   | R/R | 6-5  | 215 | JR   | Joliet, Ill./Missouri                             |
| 41  | Evan Byers       | LHP   | L/L | 5-11 | 185 | R-JR | Nicholasville, Ky./Lexington Christian Academy    |
| 42  | Griffin Cameron  | OF    | L/L | 6-1  | 175 | FR   | Lexington, Ky./Lexington Catholic HS              |
| 43  | Jackson Nove     | LHP   | L/L | 6-5  | 225 | JR   | Fairfax, Iowa/Prairie HS                          |
| 44  | Jacob Price      | RHP   | R/R | 6-4  | 225 | SO   | Louisville, Ky./Heartland CC                      |
| 47  | Kyuss Gargett    | IF    | S/R | 6-1  | 180 | FR   | Anderson, Ind./Cathedral HS                       |
| 48  | Ben Cleaver      | LHP   | L/L | 6-3  | 180 | FR   | Chapel Hill, Tenn./Independence HS                |
| 49  | Johnny Hummel    | RHP   | R/R | 6-0  | 175 | GR   | Charlotte, N. Car./Erskine College                |
| 50  | Evan Hart        | LHP   | R/L | 6-5  | 200 | FR   | Harrodsburg, Ky./Mercer County HS                 |
| 51  | Trey Pooser      | RHP   | R/R | 6-4  | 205 | GR   | Hanahan, S. Car./College of Charleston            |
| 52  | Austin Fawley    | C/IF  | R/R | 6-2  | 190 | R-FR | West Palm Beach, Fla./Park Vista Community School |
| 54  | Eli Small        | C/OF  | L/R | 6-1  | 190 | FR   | Elkhorn, Neb./Elkhorn South HS                    |
| 55  | Tommy Skelding   | RHP   | R/R | 6-3  | 200 | FR   | Atwater, Ohio/Marlington HS                       |

## ALPHABETICAL

|    |                  |       |
|----|------------------|-------|
| 36 | Carson Applegate | RHP   |
| 25 | Blake Bowen      | UTIL  |
| 33 | Hudson Brown     | IF    |
| 7  | Devin Burkes     | C     |
| 41 | Evan Byers       | LHP   |
| 42 | Griffin Cameron  | OF    |
| 6  | Reuben Church    | IF    |
| 48 | Ben Cleaver      | LHP   |
| 8  | Ty Crittenberger | OF    |
| 2  | Mitchell Daly    | IF    |
| 52 | Austin Fawley    | C/INF |
| 16 | Landon Franklin  | IF    |
| 11 | Colby Frieda     | RHP   |
| 47 | Kyuss Gargett    | IF    |
| 24 | Ryan Hagenow     | RHP   |
| 50 | Evan Hart        | LHP   |
| 1  | Patrick Herrera  | IF    |
| 14 | Ben Higdon       | OF    |
| 17 | Ethan Hindle     | IF    |
| 40 | Zach Hise        | RHP   |
| 29 | Robert Hogan     | RHP   |
| 49 | Johnny Hummel    | RHP   |
| 26 | Drew Lafferty    | RHP   |
| 9  | Nick Lopez       | IF    |
| 19 | Nolan McCarthy   | OF    |
| 13 | James McCoy      | IF    |
| 20 | Mason Moore      | RHP   |
| 25 | Ryan Nicholson   | IF    |
| 22 | Dominic Niman    | LHP   |
| 43 | Jackson Nove     | LHP   |
| 10 | Cameron O'Brien  | RHP   |
| 4  | Émilien Pitre    | IF    |
| 51 | Trey Pooser      | RHP   |
| 44 | Jacob Price      | RHP   |
| 39 | Cooper Robinson  | RHP   |
| 37 | Raymond Saatman  | RHP   |
| 34 | Lukas Schramm    | OF    |
| 55 | Tommy Skelding   | RHP   |
| 5  | Josh Skowronski  | OF    |
| 54 | Eli Small        | C/OF  |
| 12 | Grant Smith      | IF    |
| 28 | Hayden Smith     | LHP   |
| 33 | Travis Smith     | RHP   |
| 0  | Jake Titus       | RHP   |
| 21 | Ryan Waldschmidt | OF/IF |

## COACHING STAFF

**Head Coach:** Nick Mingione (Embry-Riddle, 2000)  
**Career Record (all at Kentucky):** 243-155 (.611); 8th season

**Assistant Coach/Pitching:** Dan Roszel, #15 (North Florida, 2000)

**Assistant Coach/Recruiting Coordinator:** Austin Cousino, #91 (Kentucky, 2016)

**Assistant Coach:** Nick Ammirati, #45 (Mississippi State, 2013)

**Director of Operations:** Brock Doud

**Director of Player Development:** Trevor Fitts

## PRONUNCIATION GUIDE

|               |                     |
|---------------|---------------------|
| Ammirati      | Am-uh-rah-tee       |
| Cousino       | Coo-suh-no          |
| Daly          | Day-lee             |
| Émilien Pitre | En-milly-en Peetree |
| Frieda        | Cole-bee Free-duh   |
| Kyuss Gargett | KY-us GAR-get       |
| Hagenow       | Hey-guh-now         |
| Mingione      | Min-G-own           |
| Niman         | NEYE-man            |
| Nove          | No-Vee              |
| Pooser        | Poo-zer             |
| Roszel        | ROSE-el             |

## 2024 SOCIAL MEDIA ROSTER

| NAME             | TWITTER          |
|------------------|------------------|
| CARSON APPLGATE  | @CAPPLE_5        |
| BLAKE BOWEN      | @BLAKEBOWEN24    |
| HUDSON BROWN     | @HBBROWN2318     |
| DEVIN BURKES     | @DEVIN_BURKES    |
| EVAN BYERS       | @EVAN_BYERS21    |
| GRIFFIN CAMERON  | @GRIFCAMERON15   |
| REUBEN CHURCH    | @REUBEN_CHURCH12 |
| BEN CLEAVER      | @BEN34CLEAVER    |
| TY CRITTENBERGER | @CRITTENBERGERTY |
| MITCHELL DALY    | N/A              |
| AUSTIN FAWLEY    | @FAWLEY_AUSTIN   |
| LANDON FRANKLIN  | @LANDONFRANKLIN_ |
| COLBY FRIEDA     | @FRIEDA.COLBY    |
| KYUSS GARGETT    | @KYUSSG2         |
| RYAN HAGENOW     | @HAGENOWRYAN     |
| EVAN HART        | @EVAN23HART      |
| PATRICK HERRERA  | @PATRICKCHERRERA |
| BEN HIGDON       | @BENHIGDON4      |
| ETHAN HINDLE     | @EHINDLE_27      |
| ZACH HISE        | @ZACHHISE24      |
| ROBERT HOGAN     | @ROBERTHOGAN1423 |
| JOHNNY HUMMEL    | @HUMMELJOHNNY    |
| DREW LAFFERTY    | N/A              |
| NICK LOPEZ       | @NICK34LOPEZ     |
| NOLAN MCCARTHY   | @NOLANMCCARTHY9  |
| JAMES MCCOY      | @J_MCCOY2021     |
| MASON MOORE      | @MASONMOORE_20   |
| RYAN NICHOLSON   | @RYNICHOLSON25   |
| DOMINIC NIMAN    | @DOMNIMAN        |
| JACKSON NOVE     | @JACKSON_NOVE    |
| CAMERON O'BRIEN  | @CAMERONOBRIEN_1 |
| EMILIEN PITRE    | @EMILIEN_PITRE   |
| TREY POOSER      | @POOSERTREY      |
| JACOB PRICE      | @JACOBPRICE3219  |
| COOPER ROBINSON  | @COOP_ROBINSON   |
| RAYMOND SAATMAN  | @RAYMONDSAATMAN  |
| LUKAS SCHRAMM    | @BATTERINSCHRAMM |
| TOMMY SKELDING   | @TOMMYSKELDING   |
| JOSH SKOWRONSKI  | @SKOWRONSKI_JOSH |
| ELI SMALL        | @SMALLELI        |
| GRANT SMITH      | @GRANTSMITHNM    |
| HAYDEN SMITH     | @HAYDENSMITH013  |
| TRAVIS SMITH     | @TRAVISS1109     |
| JAKE TITUS       | @JAKETITUS4      |
| RYAN WALDSCHMIDT | @RYANWALDY21     |
| COACH MINGIONE   | @COACH_MINGIONE  |
| COACH COUSINO    | @STR8CHED        |
| COACH ROSZEL     | @ROSZELD         |
| COACH AMMIRATI   | @COACH_AMMO17    |

| NAME             | INSTAGRAM          |
|------------------|--------------------|
| CARSON APPLGATE  | @CARSON_APPLEGATE  |
| BLAKE BOWEN      | @BLAKEBOWEN24      |
| HUDSON BROWN     | @H_BROWN_18        |
| DEVIN BURKES     | @DB_GO_HARD24      |
| EVAN BYERS       | @EVAN_BYERS21      |
| GRIFFIN CAMERON  | @GRIFFIN_CAMERON   |
| REUBEN CHURCH    | @REU6EN            |
| BEN CLEAVER      | @BEN34CLEAVER      |
| TY CRITTENBERGER | @T.Y.954           |
| MITCHELL DALY    | @MITCHDALY19       |
| AUSTIN FAWLEY    | @AUSTIN.FAWLEY     |
| LANDON FRANKLIN  | @LANDON_FRANKLIN28 |
| COLBY FRIEDA     | @COLBY_FRIEDA      |
| KYUSS GARGETT    | @_KYUSS            |
| RYAN HAGENOW     | @RYANHAGENOW       |
| EVAN HART        | @EVANHART.23       |
| PATRICK HERRERA  | @PATRICKHERRERA2   |
| BEN HIGDON       | @BENHIGDON4        |
| ETHAN HINDLE     | @ETHAN.HINDLE27    |
| ZACH HISE        | @ZACHHISE          |
| ROBERT HOGAN     | @ROBERT_HOGAN23    |
| JOHNNY HUMMEL    | @JOHNNY.HUMMEL49   |
| DREW LAFFERTY    | @DREW.LAFFERTY     |
| NICK LOPEZ       | @DIMITRI.LOPEZ_    |
| NOLAN MCCARTHY   | @NOLAN_MCCARTHY    |
| JAMES MCCOY      | @J.MCCOY13         |
| MASON MOORE      | @MASONMOORE20      |
| RYAN NICHOLSON   | @RYAN_NICHOLSON25  |
| DOMINIC NIMAN    | @DOMNIMAN          |
| JACKSON NOVE     | @JACKSON.NOVE      |
| CAMERON O'BRIEN  | @CAMERON.OBRIEN18  |
| EMILIEN PITRE    | @EMILIEN_PITRE     |
| TREY POOSER      | @T.POOSER          |
| JACOB PRICE      | @JACOB.PRICE32     |
| COOPER ROBINSON  | @COOP.ROBINSON     |
| RAYMOND SAATMAN  | @RAYMONDSAATMAN    |
| LUKAS SCHRAMM    | @LUKASSCHRAMM_     |
| TOMMY SKELDING   | @TOMMYSKELDING     |
| JOSH SKOWRONSKI  | @_SKRONK           |
| ELI SMALL        | @ELI.SMALL1313     |
| GRANT SMITH      | @_GRANT.SMITH_     |
| HAYDEN SMITH     | @HAYDENBSMITH      |
| TRAVIS SMITH     | @TSMITH.9          |
| JAKE TITUS       | @JAKETITUS4        |
| RYAN WALDSCHMIDT | @RYANWALDSCHMIDT   |



GRANT  
**SMITH**

SEBALL KENTUCKY BASEBALL KENTUCKY BASEBALL KENTUCKY BAS

## Kentucky

# GRANT SMITH

D1BASEBALL.COM

Smith has been compared to former big leaguer Adam Everett in that he's not the flashiest defender but he's a guy who will make every routine play (and some of the not routine plays) look routine.

NOLAN  
**McCARTHY**



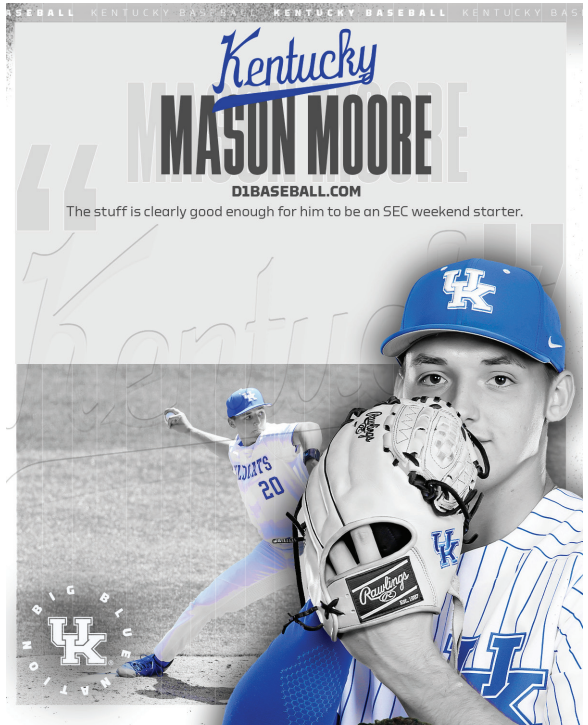
SEBALL KENTUCKY BASEBALL KENTUCKY BASEBALL KENTUCKY BAS

## Kentucky

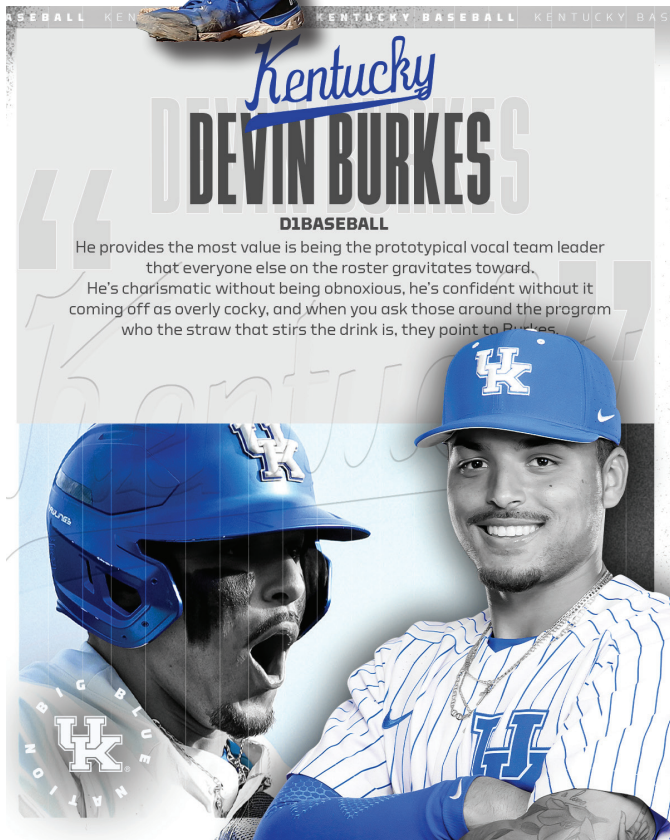
# NOLAN MCCARTHY

D1BASEBALL.COM

McCarthy has gotten progressively better in his time at Kentucky but looks poised for a true breakout in 2024, especially if his two-homer performance against Morehead State is any indication. He's a tools player who looks the part physically, and there's star power there if he can put it all together.



MASON  
**MOORE**



DEVIN  
**BURKES**

### ÉMILIEEN PITRE



Kentucky  
**EMILIEEN PITRE**  
D1BASEBALL.COM

Pitre is quietly the player who serves as the engine in the Kentucky lineup, and he's a perfect fit for the way the Wildcats play offense. He handles the bat well, shows excellent plate discipline and is a threat to steal every time he's on base. Defensively, he's skilled enough to play shortstop, but at second base, he contributes to Kentucky having arguably the best defensive infield in the country.

Kentucky  
**TRAVIS SMITH**  
MLB.COM

He looked better than ever during fall practice, and if he can maintain that stuff during 2024, he could go in the top two rounds. If he stays on track toward developing two plus offerings and average control, he could be a mid-rotation starter.



### TRAVIS SMITH

WEEK 9 SCHEDULE FOR KENTUCKY BASEBALL

| MONDAY - 8          | TUESDAY - 9           | WEDNESDAY - 10 | THURSDAY - 11                      | FRIDAY - 12                     | SATURDAY - 13                    | SUNDAY - 14 |
|---------------------|-----------------------|----------------|------------------------------------|---------------------------------|----------------------------------|-------------|
| Practice/<br>Travel | at Samford 9,<br>UK 7 | Practice       | at Auburn<br>7:30 p.m. ET<br>ESPNU | at Auburn<br>7 p.m. ET<br>SECN+ | vs. Auburn<br>3 p.m. ET<br>SECN+ |             |

**BIGGIE BOX**

One of the pillars of UK's offense is working its game goals in search of the big inning - "Biggie Box" - which is defined as any inning where the Cats put three or more runs on the scoreboard. The approach has been incredibly effective during the Mingione era and the Cats have done it 41 times in 2024. The Cats also are 183-36 under Mingione when scoring six or more runs. (See box on page eight for Biggie Box innings)

**YOU GET A ROS(ZEL)**

Kentucky's pitching staff has bene greatly from the work of Dan Roszel, who has spent the majority of his coaching career at East Carolina and Kentucky. He also helped develop Atlanta star lefty Chris Sale. Since arriving at UK prior to the 2020 season his pitching staff has struck out 10 batters per nine innings. In 2022, the unit set the school record for strikeouts in a season with 593.

In the 2023 Lexington Regional the Wildcats tossed a pair of shutouts, the first time they've blanked an opponent in the NCAA Tournament in the modern era and overall since 1949. Also, Roszel's unit allowed just 13 total runs in five games and sophomore Mason Moore threw 10 shutout innings before adding four more versus eventual national champion LSU in the Baton Rouge Super Regional.



Roszel has a lengthy track record of producing big leaguers and saw three of his former players at Florida Gulf Coast, including Sale and MLBers Richard Bleier and Casey Coleman, inducted into the school's athletics Hall of Fame in the past two years.

**PORTAL POWER - THE SEQUEL**

Having hit the jackpot in the NCAA transfer portal a season ago, which was a key foundational piece in the team that reached the NCAA Super Regional for the second time in seven seasons, Kentucky is hoping it has mined gems from that fertile resource yet again.

On the position player side, the strong defensive group can also find a barrel. The group of IF Mitchell Daly, IF Ryan Nicholson, IF Nick Lopez, OF Ty Crittenberger and OF Ben Higdon all have Division I experience and have posted the following career numbers at that level: 622 games played with 547 starts, .278 average in over 2,000 at bats, 362 runs, 123 doubles, eight triples, 68 home runs, 329 RBI, 260 base on balls, 66 stolen bases and 41 hit by pitch.

Conversely, the group of LHP Dominic Niman, RHP Trey Pooser, RHP Cooper Robinson, RHP Cameron O'Brien, RHP Robert Hogan and RHP Johnny Hummel have massive experience at the D-I and D-II levels. 258 games pitched, 660.2 innings, 53-27 record, 26 saves, 667 strikeouts and 653 hits allowed.

**ON THE DALY**

**THE BIG INNING (41)**

(\*3 or more runs scored; Blue shaded are SEC games)

| OPPONENT              | RUNS |
|-----------------------|------|
| USC UPSTATE - G1      | 4    |
| USC UPSTATE - G1      | 4    |
| USC UPSTATE - G3      | 3    |
| MOREHEAD STATE        | 7    |
| TEXAS STATE           | 3    |
| TEXAS STATE           | 5    |
| KANSAS                | 3    |
| WESTERN KENTUCKY      | 3    |
| LIPSCOMB - G2         | 5    |
| LIPSCOMB - G2         | 7    |
| LIPSCOMB - G3         | 4    |
| EASTERN KENTUCKY - G1 | 5    |
| EASTERN KENTUCKY - G1 | 3    |
| EASTERN KENTUCKY - G2 | 3    |
| KENNESAW STATE - G3   | 3    |
| MURRAY STATE          | 4    |
| MURRAY STATE          | 5    |
| GEORGIA - G1          | 5    |
| GEORGIA - G1          | 5    |
| GEORGIA - G1          | 5    |
| GEORGIA - G2          | 3    |
| GEORGIA - G3          | 5    |
| GEORGIA - G3          | 4    |
| EVANSVILLE            | 3    |
| EVANSVILLE            | 7    |
| MISSOURI - G1         | 6    |
| MISSOURI - G3         | 3    |
| MISSOURI - G3         | 3    |
| MIAMI UNUNIVERSITY    | 6    |
| OLE MISS - G1         | 3    |
| OLE MISS - G2         | 4    |
| OLE MISS - G2         | 4    |
| OLE MISS - G2         | 4    |
| OLE MISS - G2         | 4    |
| OLE MISS - G3         | 5    |
| OLE MISS - G3         | 5    |
| OLE MISS - G3         | 4    |
| ALABAMA - G1          | 3    |
| ALABAMA - G2          | 4    |
| ALABAMA - G3          | 3    |
| ALABAMA - G3          | 5    |
| SAMFORD               | 3    |



### WILDCATS RECORD WHEN...

|                                          | 2024 | MINGIONE |
|------------------------------------------|------|----------|
| Record .....                             | 27-5 | 243-155  |
| Home .....                               | 16-2 | 166-66   |
| Away .....                               | 9-2  | 63-80    |
| Neutral .....                            | 2-1  | 10-9     |
| SEC .....                                | 11-1 | 89-100   |
| Home .....                               | 6-0  | 51-42    |
| Road .....                               | 5-1  | 37-58    |
| Non-Conference.....                      | 16-4 | 149-44   |
| Home .....                               | 10-2 | 114-22   |
| Road .....                               | 4-1  | 27-20    |
| Neutral.....                             | 2-1  | 8-2      |
| Non-Power Five.....                      | 15-3 | 130-19   |
| Postseason .....                         | 0-0  | 12-13    |
| Day games .....                          | 18-4 | 164-90   |
| Night games.....                         | 9-1  | 80-65    |
| One-run games .....                      | 1-1  | 37-27    |
| Two-run games .....                      | 1-2  | 28-29    |
| Five+ run games.....                     | 13-2 | 122-63   |
| Extra-inning games .....                 | 1-0  | 10-6     |
| In shutouts .....                        | 4-0  | 11-9     |
| Scoring first .....                      | 18-2 | 167-56   |
| Opponent scores first.....               | 9-3  | 38-102   |
| Scoring 10 or more runs.....             | 11-0 | 97-2     |
| Allowing 10 or more runs .....           | 1-2  | 4-49     |
| Scoring six runs or more.....            | 22-1 | 184-37   |
| Scoring four runs or less.....           | 1-4  | 31-112   |
| Allowing four runs or less.....          | 17-1 | 176-29   |
| Hitting home run(s) .....                | 19-2 | 167-85   |
| Allowing home run(s) .....               | 15-1 | 104-115  |
| Out-hitting an opponent .....            | 22-0 | 201-32   |
| Out-hit by opponent.....                 | 3-4  | 30-118   |
| Matching opponents hits.....             | 2-1  | 11-5     |
| vs. LHP .....                            | 13-1 | 85-44    |
| vs. RHP .....                            | 14-4 | 154-111  |
| Leading after seventh inning .....       | 24-0 | 205-13   |
| Trailing after seventh inning .....      | 2-5  | 22-129   |
| Tied after the seventh inning .....      | 1-0  | 13-11    |
| Decided in the last at bat.....          | 2-0  | 35-18    |
| Not committing an error .....            | 14-1 | 116-46   |
| Committing two or more errors .....      | 2-2  | 32-56    |
| vs. Top 25 .....                         | 9-0  | 69-92    |
| vs. Top 10 .....                         | 0-0  | 30-55    |
| On Monday.....                           | 0-0  | 2-0      |
| On Tuesday.....                          | 6-1  | 57-16    |
| On Wednesday.....                        | 0-0  | 15-5     |
| On Thursday.....                         | 0-0  | 5-13     |
| On Friday.....                           | 6-2  | 59-42    |
| On Saturday.....                         | 6-2  | 53-50    |
| On Sunday.....                           | 8-0  | 55-29    |
| In February.....                         | 7-1  | 46-17    |
| In March.....                            | 17-3 | 102-37   |
| In April.....                            | 3-1  | 52-55    |
| In May.....                              | 0-0  | 40-41    |
| In June.....                             | 0-0  | 8-6      |
| In 1st Base Dugout.....                  | 7-1  | 94-57    |
| In 3rd Base Dugout.....                  | 20-4 | 148-97   |
| <b>UNI WATCH</b>                         |      |          |
| <b>HOME</b>                              |      |          |
| White top/White pants/Blue cap.....      | 4-1  | 47-17    |
| Blue top/White pants/Blue cap.....       | 3-0  | 32-8     |
| Blue top/Pinstripe pants/Blue cap.....   | 0-0  | 14-5     |
| Blue top/White pants/Black cap.....      | 0-0  | 1-0      |
| Blue top/White pants/Camo cap.....       | 1-1  | 2-3      |
| Black top/White pants/Black cap.....     | 3-1  | 16-11    |
| Black top/White pants/Blue cap.....      | 0-0  | 1-1      |
| Black top/White pants/Blue cap.....      | 0-0  | 1-1      |
| Black top/White pants/Camo cap.....      | 0-0  | 2-0      |
| Black top/Pinstripe pants/Black cap..... | 2-0  | 5-1      |
| Creams/Blue cap.....                     | 0-0  | 20-6     |
| Pinstripes/Blue cap.....                 | 2-0  | 20-13    |
| Pinstripes/Black cap.....                | 2-0  | 2-0      |
| <b>ROAD</b>                              |      |          |
| Gray top/Gray pants/Blue cap.....        | 0-0  | 15-19    |
| Gray top/Gray pants/Black cap.....       | 0-0  | 5-9      |
| Gray top/Gray pants/Gray cap.....        | 4-1  | 12-11    |
| Blue top/Gray pants/Blue cap.....        | 0-0  | 22-26    |
| Blue top/Gray pants/Gray cap.....        | 5-0  | 7-0      |
| Black top/Gray pants/Black cap.....      | 1-1  | 12-28    |
| Black top/Gray pants/Blue cap.....       | 0-0  | 1-0      |

Mitchell Daly, a transfer infielder from Texas, brings a winning pedigree to UK, having played in a pair of College World Series and a Super Regional in his three seasons with the Longhorns. He was a Freshman All-American and All-Big 12 honoree as a freshman in 2021 and has started 194 career games. He can play second base, shortstop and third base and provides invaluable leadership and winning mentality to the Cats' lineup.

### OUI, OUI

Infielder Emilien Pitre was a revelation for the Cats in 2023, batting .318 with more walks than strikeouts, 18 extra-base hits, 51 RBI and 20 stolen bases. Credit the coaching staff for discovering the Canadian and earning his commitment to UK as a 130-pound high schooler who barely spoke English outside of his native French. He has quickly assimilated to the culture and language of college baseball. He was named Second Team All-SEC and SEC All-Defensive Team in his first season as a regular after seeing just four at-bats as a freshman in 2022.

### IT JUST MEANS MOORE

Junior pitcher Mason Moore burst onto the scene during a sensational 2023 season that included 14 shutout innings pitched in the NCAA Tournament. He tossed the final 5.0 innings of UK's wins over both Ball State in its NCAA opener and in the regional championship victory over Indiana, then blanked the high-powered offense of eventual national champion LSU for four innings in the Super Regional. He has had an excellent start to 2024 with a 3-0 record and 2.08 earned run average.



### AUSTIN, POWERED!

Former All-American, professional ballplayer, two-time Gold Glove winner and USA Baseball alum Austin Cousino has returned to his alma mater as an assistant coach/recruiting coordinator on Nick Mingione's staff. Cousino already has tapped into his immense professional scouting experience with a pair of organizations to get the Wildcats' recruiting off to a strong start with Cousino as its lead recruiter. The former Wildcat starred at UK from 2012-14 and is considered one of the top all-around players to have suited up for the Blue and White. He also played in both the Angels and Mariners' farm systems and reached Triple-A before a shoulder injury derailed his career.

### THE LAW FIRM OF SALOW & FITTS

Austin Cousino wasn't the only former Kentucky great to return to Lexington in the offseason, as former All-American and first team All-SEC pitcher Logan Salow came back to his Bluegrass roots as a graduate manager. Salow was a critical component of the 2017 squad that became the first to reach a Super Regional in school history before being drafted by the Athletics in the sixth round and spending five seasons in professional baseball, where he struck out 11.9 batters per nine innings and reached Triple-A. He appeared 95 times in a UK uniform, pitching to a 3.40 earned run average and leaving as the program's single-season saves leader (12 in 2017, tied with Trevor Gott) and No. 2 on the school's career saves list with 16.

Joining him in providing invaluable experience around the program is former Mississippi State star pitcher Trevor Fitts, now UK's Director of Player Development. Fitts had a 2.63 ERA in 62 games with the Bulldogs.

### #EVERYTHINGSCHOOL

Under the direction of athletics director Mitch Barnhart, UK has greatly enhanced its athletic profile across the entire department since his arrival. In recent years, volleyball and rifle each have won a national championship, football has had a pair of 10-win seasons and Citrus Bowl championships, men's tennis finished national runner-up (tennis won the 2023 SEC Tournament as well), men's soccer completed an undefeated regular season and No. 1 overall seed in NCAA Tournament, baseball reached a pair of Super Regionals, softball advanced to the WCWS, women's swimming won the Southeastern Conference title, track and field and gymnastics (2023 NCAA Final Four) each cemented their status as elite programs on the national

## 2024 SPLITS

|                   | G  | AVG. | R   | H   | 2B | 3B | HR | RBI | BB  | K   | SB |
|-------------------|----|------|-----|-----|----|----|----|-----|-----|-----|----|
| <b>OVERALL</b>    | 29 | .287 | 266 | 291 | 67 | 9  | 36 | 243 | 170 | 228 | 73 |
| <b>SEC</b>        | 12 | .316 | 114 | 124 | 27 | 1  | 21 | 103 | 61  | 80  | 26 |
| <b>NON-SEC</b>    | 20 | .269 | 152 | 167 | 40 | 8  | 15 | 140 | 109 | 148 | 47 |
| <b>POSTSEASON</b> |    |      |     |     |    |    |    |     |     |     |    |
| <b>HOME</b>       | 18 | .314 | 154 | 170 | 44 | 8  | 20 | 142 | 108 | 117 | 34 |
| <b>AWAY</b>       | 11 | .266 | 89  | 101 | 20 | 0  | 14 | 79  | 47  | 81  | 32 |
| <b>NEUTRAL</b>    | 3  | .215 | 23  | 20  | 3  | 1  | 2  | 22  | 15  | 30  | 7  |
| <b>DAY</b>        | 22 | .301 | 177 | 209 | 48 | 6  | 26 | 161 | 110 | 139 | 49 |
| <b>NIGHT</b>      | 10 | .257 | 89  | 82  | 19 | 3  | 10 | 82  | 60  | 89  | 24 |
| <b>WINS</b>       | 27 | .306 | 251 | 264 | 61 | 9  | 33 | 229 | 154 | 186 | 69 |
| <b>LOSSES</b>     | 5  | .180 | 15  | 27  | 6  | 0  | 3  | 14  | 16  | 42  | 4  |
| <b>FEBRUARY</b>   | 8  | .243 | 60  | 63  | 12 | 2  | 7  | 54  | 38  | 64  | 22 |
| <b>MARCH</b>      | 20 | .305 | 176 | 193 | 47 | 7  | 22 | 159 | 111 | 132 | 46 |
| <b>APRIL</b>      | 4  | .285 | 30  | 35  | 8  | 0  | 7  | 30  | 21  | 32  | 5  |
| <b>MAY</b>        |    |      |     |     |    |    |    |     |     |     |    |
| <b>JUNE</b>       |    |      |     |     |    |    |    |     |     |     |    |

scene, and women's basketball won the SEC Tournament for the first time. That's not to mention the continued excellence of men's basketball and cheerleading, all of which culminated in a school-record ninth place finish in the Director's Cup standings for 2021-22.

### THE NEW SEC

Beginning with the 2025 season, Oklahoma and Texas will deepen an already incredibly challenging league and the SEC has announced a new scheduling format that features a pair of permanent opponents for each school, including South Carolina and Vanderbilt for Kentucky. As previously announced, teams will play a three-game series against two permanent opponents and eight rotating opponents for a total of 30 conference games. Standings will be kept in a single-division format, eliminating divisional standings.

### FUELED BY VETERANS

In contrast to 2023, the 2024 version of UK baseball is much more of a known entity. The Cats will have returning starters at catcher, second base, shortstop, left field and right field, as well as a handful of arms who played large roles a season ago. Add senior Reuben Church and potential transfer starters at first base, third base, centerfield and designated hitter and this is as experienced a team as there is in the Southeastern Conference.

### DOM(INANT) NIMAN

KentuckyLHP Dominic Niman has been everything the Cats could have hoped for and more through his first eight starts, posting a 3.59 ERA and 6-2 record as the Saturday starter. Niman recently was named SEC Pitcher of the Week after tossing a three-hit shutout vs. then-No. 11 Alabama, which entered the game with one the nation's prolific offenses. Niman held them to their lowest run and hit totals of the season. He joins MLBers Sean Hjelle and Zack Thompson as the three Cats who have thrown shutouts in the Nick Mingione era.

### POWER SOURCE

Kentucky flourished in 2023 with a new take on "small" ball and rode the chaos, as Coach Mingione likes to call the approach, to a Super Regional berth. The Cats weren't devoid of power by any means but have married the two styles quite well in 2024 with the addition of a bit more thump in the lineup. Transfer Ryan Nicholson swatted has swatted 39 career home runs, including six in 2024. He added a pair of bombs in the Cats' two fall exhibition victories as well. Additionally, UK has 14 players with a round tripper in 2024.

### MULTI-HIT GAMES AT UK

| PLAYER           | 2024 | CAREER |
|------------------|------|--------|
| DEVIN BURKES     | 4    | 24     |
| REUBEN CHURCH    | 0    | 19     |
| TY CRITTENBERGER | 1    | 1      |
| MITCHELL DALY    | 5    | 5      |
| PATRICK HERRERA  | 2    | 2      |
| NICK LOPEZ       | 14   | 14     |
| NOLAN MCCARTHY   | 5    | 13     |
| JAMES MCCOY      | 5    | 11     |
| RYAN NICHOLSON   | 6    | 6      |
| EMILIEN PITRE    | 14   | 32     |
| GRANT SMITH      | 5    | 18     |
| RYAN WALDSCHMIDT | 7    | 19     |

### MULTI-RBI GAMES AT UK

| PLAYER           | 2024 | CAREER |
|------------------|------|--------|
| DEVIN BURKES     | 5    | 18     |
| GRIFFIN CAMERON  | 1    | 1      |
| REUBEN CHURCH    | 1    | 12     |
| TY CRITTENBERGER | 1    | 1      |
| MITCHELL DALY    | 5    | 5      |
| PATRICK HERRERA  | 1    | 1      |
| ETHAN HINDLE     | 1    | 1      |
| NICK LOPEZ       | 8    | 8      |
| NOLAN MCCARTHY   | 5    | 13     |
| JAMES MCCOY      | 5    | 11     |
| RYAN NICHOLSON   | 7    | 7      |
| EMILIEN PITRE    | 9    | 24     |
| LUKAS SCHRAMM    | 1    | 1      |
| GRANT SMITH      | 7    | 12     |
| RYAN WALDSCHMIDT | 4    | 15     |

### CURRENT HIT/REACH BASE STREAKS

*(listed alphabetically; \*career)*

| PLAYER      | LONGEST* | CURRENT | REACH SAFE |
|-------------|----------|---------|------------|
| BURKES      | 11       | 1       | 1          |
| CAMERON     | 2        | 1       | 4          |
| CHURCH      | 10       | -       | -          |
| CRITNBRGR   | 1        | -       | -          |
| DALY        | 4        | -       | 8          |
| FAWLEY      | 1        | 1       | 1          |
| GARGETT     | 1        | -       | -          |
| HERRERA     | 3        | 1       | 2          |
| HINDLE      | -        | -       | -          |
| LOPEZ       | 9        | 2       | 9          |
| MCCARTHY    | 10       | -       | 6          |
| MCCOY       | 8        | 1       | 6          |
| NICHOLSON   | 5        | -       | 2          |
| PITRE       | 10       | 3       | 9          |
| SCHRAMM     | 2        | -       | -          |
| SMALL       | 2        | -       | -          |
| G. SMITH    | 10       | 7       | 12         |
| WALDSCHMIDT | 9        | 3       | 3          |




**RYAN WALDSCHMIDT**

## THIEVES OF THE INDUSTRY

- In eight years under coach Nick Mingione the Wildcats have swiped 556 bases in 721 attempts, a success rate of 77.1 percent.
- In 2023, for the first time in school history (for which stats are available, 1969) the Cats had four players with at least 15 stolen bases.
- In 2023, UK stole more than 80 bases for the third time in Mingione's tenure.
- In 2021, the Cats stole 78 bases in 86 attempts. It was the highest success rate (90.7) of any Division I-A team with 50+ stolen bases.
- The Cats return two players in 2024 with at least 17 steals a season ago.
- In total, incoming transfers stole 27 bases last season and true freshman Griffin Cameron ranked third in his collegiate summer league (Prospect League) with 34 swipes.
- UK has five players on the 2024 roster with at least 15 career stolen bases, including three with at least 30.
- Emilien Pitre has 36 stolen bases in a Kentucky uniform, which ranks 15th on the school's career list.

Kentucky has stolen at least 53 bases in each of the six full seasons Mingione has been head coach and had more than 75 four times.

| <u>YEAR</u>  | <u>SB/ATT</u>  |
|--------------|----------------|
| 2017         | 63-95          |
| 2018         | 58-84          |
| 2019         | 85-116         |
| 2020         | 25-34          |
| 2021         | 78-86          |
| 2022         | 81-92          |
| 2023         | 94-123         |
| 2024         | 73-89          |
| <b>Total</b> | <b>556-721</b> |



**ÉMILIEEN PITRE**

### TRACKING KENTUCKY'S EXTRA-BASE HITS

| Player           | Doubles<br>2024 (career) | Triples<br>2024 (career) | Home Runs<br>2024 (career) | Totals<br>2024 (career) |
|------------------|--------------------------|--------------------------|----------------------------|-------------------------|
| DEVIN BURKES     | 5 (27)                   | 0 (1)                    | 2 (14)                     | 7 (41)                  |
| REUBEN CHURCH    | 3 (20)                   | 0 (2)                    | 0 (5)                      | 3 (27)                  |
| TY CRITTENBERGER | 1 (32)                   | 0 (3)                    | 2 (11)                     | 3 (46)                  |
| MITCHELL DALY    | 4 (41)                   | 1 (3)                    | 2 (15)                     | 7 (59)                  |
| AUSTIN FAWLEY    | 0 (0)                    | 0 (0)                    | 2 (2)                      | 2 (2)                   |
| KYUSS GARGETT    | 1 (1)                    | 1 (1)                    | 1 (1)                      | 3 (3)                   |
| ETHAN HINDLE     | 1 (1)                    | 0 (0)                    | 0 (0)                      | 1 (1)                   |
| PATRICK HERRERA  | 3 (11)                   | 1 (2)                    | 0 (2)                      | 4 (15)                  |
| NICK LOPEZ       | 13 (37)                  | 2 (2)                    | 2 (15)                     | 17 (54)                 |
| NOLAN MCCARTHY   | 6 (16)                   | 1 (2)                    | 4 (9)                      | 11 (27)                 |
| JAMES MCCOY      | 2 (11)                   | 1 (2)                    | 3 (8)                      | 6 (20)                  |
| RYAN NICHOLSON   | 6 (37)                   | 0 (3)                    | 6 (39)                     | 12 (79)                 |
| EMILIE PITRE     | 13 (29)                  | 1 (2)                    | 4 (5)                      | 16 (34)                 |
| LUKAS SCHRAMM    | 1 (1)                    | 1 (1)                    | 1 (1)                      | 3 (3)                   |
| ELI SMALL        | 0 (0)                    | 0 (0)                    | 1 (1)                      | 1 (1)                   |
| GRANT SMITH      | 2 (31)                   | 0 (4)                    | 3 (27)                     | 5 (60)                  |
| RYAN WALDSCHMIDT | 6 (25)                   | 0 (3)                    | 3 (17)                     | 9 (45)                  |
| <b>TOTALS</b>    | <b>67 (326)</b>          | <b>9 (31)</b>            | <b>36 (170)</b>            | <b>97 (514)</b>         |

(\*NOTE: STATS ARE FOR ENTIRE CAREER AT D-I LEVEL; ^2024 IS FIRST SEASON AT KENTUCKY)

### MINGIONE IS SUPER-B

Kentucky coach Nick Mingione is writing his name all over the school's record books. In addition to being on the coaching staff of all three teams that have hosted a regional (assistant in 2006, head coach in 2017 and 2023), he is the only head coach to guide UK to a Super Regional, now having done in twice in the last six NCAA Tournaments. Kentucky captured the heart of the Big Blue Nation in 2023, playing an exciting brand of baseball that led to large crowds, a top RPI rating and one of the 16 NCAA Regional host locations. When the Cats battled back and advanced to face eventual national champion LSU it marked the program's second-ever Super Regional appearance, both of which have been orchestrated during Coach Mingione's tenure.

### DESTINATION: LEXINGTON

Kentucky signed another strong recruiting class last November, this time focusing heavily on the high school ranks instead of mining the NCAA transfer portal for immediate, experienced help. UK also kept the Commonwealth's top talent at home, bringing in seven players from inside the state, including four of Prep Baseball Report's top nine prospects. UK also snagged recruits from Georgia, Illinois, Indiana and Missouri.

### GRANT-IN-AID

Kentucky shortstop Grant Smith quietly made a massive impact on the program in 2023 and is poised for a breakout senior campaign. Beyond the raw statistics, Smith was one of three finalists nationally for the Rawlings Gold Glove, led the SEC with 11 sacrifice bunts and had eight bunt hits in 11 tries.

### POWER OF POSITIVITY

Redshirt junior catcher Devin Burkes has become beloved amongst teammates and fans because of his relentless positivity, pursuit of greatness and willingness to wait his turn and earn his opportunities in an increasingly impatient world. His infectious smile and edgy flair has made him one of college baseball's most likeable student-athletes, but where does it come from? He get it from his momma, Denise.

"It comes from my mom," Burkes said. "My brother and I didn't always have the easiest upbringing. My mom and dad raised us to go around positive every day. Every day you've got something to live for, play for, love on somebody for because we don't know who is going to be there when we wake up the next day. Got it from Momma Burkes."

### QUALITY STARTS (8)

(\*6 IP, 3 OR FEWER EARNED RUNS)

| DATE | PITCHER (#) | IP (H, R-ER, BB, K) |
|------|-------------|---------------------|
| 3/2  | NIMAN (1)   | 6 (4, 1-1, 1, 5)    |
| 3/10 | MOORE (1)   | 7 (1, 1-0, 1, 3)    |
| 3/16 | NIMAN (2)   | 6.2 (3, 3-0, 4, 5)  |
| 3/17 | MOORE (2)   | 6.0 (3, 2-2, 2, 8)  |
| 3/22 | POOSER (1)  | 6.0 (3, 1-1, 2, 7)  |
| 3/23 | NIMAN (3)   | 7.0 (5, 2-2, 0, 9)  |
| 4/5  | POOSER (2)  | 7.0 (6, 2-2, 1, 3)  |
| 4/6  | NIMAN (4)   | 9.0 (3, 0-0, 0, 7)  |

### SAVES (7)

| DATE | PITCHER (#) | OPPONENT       |
|------|-------------|----------------|
| 2/17 | HUMMEL (1)  | USC UPSTATE    |
| 3/1  | NOVE (1)    | LIPSCOMB       |
| 3/6  | POOSER (1)  | EKU            |
| 3/10 | POOSER (2)  | KENNESAW STATE |
| 3/16 | NOVE (2)    | GEORGIA        |
| 3/24 | MCCOY (1)   | MISSOURI       |
| 3/29 | HUMMEL (2)  | OLE MISS       |



### SERIOUSLY STAFFED

Kentucky's baseball staff is full of proven winners with College World Series, USA Baseball experience and more. Head coach Nick Mingione was part of the coaching staff when UK won its first - and only - Southeastern Conference championship in 2006, has been to five College World Series at various levels and been mentored by some of the game's best minds.




Photo courtesy of Mississippi State

Pitcher Trevor Fitts and catcher Nick Ammirati were the starting battery in 2013 College World Series for Miss. State.

**KENTUCKY HEAD COACH NICK MINGIONE HAS WON 243 CAREER GAMES AT THE SCHOOL. HE CURRENTLY RANKS THIRD ON THE ALL-TIME WINS LIST AND HAS THE HIGHEST WINNING PERCENTAGE OF ANY COACH WHO SPENT AT LEAST 100 GAMES AT THE SCHOOL.**

| COACH                           | VICTORIES | PCT. | SEASONS |
|---------------------------------|-----------|------|---------|
| KEITH MADISON (1979-2003)       | 735       | .535 | 25      |
| GARY HENDERSON (2009-16)        | 258       | .564 | 8       |
| NICK MINGIONE (2017-)           | 243       | .611 | 8       |
| JOHN COHEN (2004-08)            | 175       | .610 | 5       |
| HARRY LANCASTER (1947, 1951-65) | 163       | .500 | 16      |

### ON THE CAREER CHARTS

Several players are among active SEC leaders (as of 4/8)

#### Games Played

| Player         | SEC Rank | Total      |
|----------------|----------|------------|
| <b>Leader</b>  |          | <b>222</b> |
| Mitchell Daly  | 3rd      | 214        |
| Grant Smith    | 4th      | 200        |
| Ryan Nicholson | 7th      | 194        |

#### Hits

| Player        | Rank | Total      |
|---------------|------|------------|
| <b>Leader</b> |      | <b>247</b> |
| Grant Smith   | 4th  | 209        |

#### Stolen Bases

| Player           | Rank | Total     |
|------------------|------|-----------|
| <b>Leader</b>    |      | <b>89</b> |
| Ryan Waldschmidt | 3rd  | 48        |
| Ty Crittenger    | 7th  | 38        |
| Emilien Pitre    | 9th  | 36        |

#### Runs

| Player        | Rank | Total      |
|---------------|------|------------|
| <b>Leader</b> |      | <b>174</b> |
| Grant Smith   | 7th  | 145        |

#### Home Runs

| Player         | Rank | Total     |
|----------------|------|-----------|
| <b>Leader</b>  |      | <b>62</b> |
| Ryan Nicholson | 9th  | 39        |

#### Doubles

| Player        | Rank | Total     |
|---------------|------|-----------|
| <b>Leader</b> |      | <b>50</b> |
| Mitchell Daly | T7th | 41        |

#### Hit by Pitch

| Player           | Rank | Total     |
|------------------|------|-----------|
| <b>Leader</b>    |      | <b>43</b> |
| Ryan Waldschmidt | 3rd  | 38        |
| Grant Smith      | 5th  | 34        |

#### PITCHING

##### Wins

| Player        | Rank | Total     |
|---------------|------|-----------|
| <b>Leader</b> |      | <b>29</b> |
| Dominic Niman | 2nd  | 22        |
| Trey Pooser   | 5th  | 20        |

##### Innings Pitched

| Player        | Rank | Total        |
|---------------|------|--------------|
| <b>Leader</b> |      | <b>275.0</b> |
| Dominic Niman | 2nd  | 260.2        |
| Trey Pooser   | 3rd  | 252.0        |

##### Strikeouts

| Player        | Rank | Total      |
|---------------|------|------------|
| <b>Leader</b> |      | <b>309</b> |
| Dominic Niman | 4th  | 232        |
| Trey Pooser   | 6th  | 209        |

Additionally, pitching coach Dan Roszel has coached multiple conference championship squads and been to three Super Regionals, hitting coach and recruiting coordinator Austin Cousino was part of the 2012 UK team that still owns the school-record for victories and a two-time member of the USA Collegiate National Team, while assistant coach Nick Ammirati and Director of Player Development Trevor Fitts were the starting battery in Game 1 of the 2013 national championship series.

### DID YOU KNOW? WILDCATS TRIVIA ...

**Ben Cleaver:** Pitches left-handed but throws other balls right-handed

**Ty Crittenger:** Great grandfather was a 2-star Lieutenant General in the United States Army

**Mitchell Daly:** Father, Edward, is a 4-star General in the United States Army

**Landon Franklin:** Family adopted a young boy (Israel) from Africa in 2021

**Kyuss Gargett:** Held youth world deadlift record when he was 10

**Ethan Hindle:** Father, David, played cricket and rugby at the University of London

**Nick Lopez:** Hosts a popular podcast called "The Leisure House"

**Cooper Robinson:** Maternal side of family owns the oldest surf shop in Hawaii

**Lukas Schramm:** Type-1 diabetic and active in awareness of the condition

**Hayden Smith:** Hit by a car at age nine

## TRACKING KENTUCKY CAREER HIGHS

| PLAYER           | HITS (most recent)            | RBI (most recent)             | RUNS (most recent)                |
|------------------|-------------------------------|-------------------------------|-----------------------------------|
| DEVIN BURKES     | 4 (vs LSU; 5/26/22)           | 7 (vs. WRIGHT STATE; 2/26/23) | 4 (vs. TEXAS STATE; 2/24/24)      |
| GRIFFIN CAMERON  | 1 (vs LIPSCOMB; 3/3/24)       | 2 (vs LIPSCOMB; 3/2/24)       | 2 (AT UPSTATE; 2/16/24)           |
| REUBEN CHURCH    | 4 (vs MOREHEAD; 2/28/23)      | 5 (AT AUBURN; 3/26/21)        | 3 (vs. MOREHEAD; 2/28/23)         |
| TY CRITTENBERGER | 3 (AT UPSTATE; 2/18/24)       | 2 (AT UPSTATE; 2/18/24)       | 2 (AT UPSTATE; 2/18/24)           |
| MITCHELL DALY    | 3 (vs TEXAS STATE; 2/24/24)   | 6 (vs. TEXAS STATE; 2/24/24)  | 2 (AT UPSTATE; 2/18/24)           |
| KYUSS GARGETT    | 1 (vs KENNESAW STATE; 3/8/24) | 1 (vs KENNESAW STATE; 3/8/24) | 2 (vs LIPSCOMB; 3/3/24)           |
| AUSTIN FAWLEY    | 1 (vs EKU; 3/5/24)            | 1 (vs EKU; 3/5/24)            | 1 (vs EKU; 3/5/24)                |
| PATRICK HERRERA  | 3 (vs LIPSCOMB; 3/2/24)       | 3 (vs. KANSAS; 2/25/24)       | 2 (vs MIAMI U; 3/26/24)           |
| ETHAN HINDLE     | 1 (vs EKU; 3/5/24)            | 2 (vs EKU; 3/5/24)            | 1 (vs LIPSCOMB; 3/3/24)           |
| NICK LOPEZ       | 5 (vs MURRAY STATE; 3/12/24)  | 3 (AT EKU; 3/6/24)            | 4 (AT OLE MISS; 3/30/24)          |
| JAMES MCCOY      | 4 (AT OLE MISS; 3/30/24)      | 3 (AT OLE MISS; 3/31/24)      | 3 (vs GEORGIA; 3/15/24)           |
| NOLAN MCCARTHY   | 3 (AT OLE MISS; 3/30/24)      | 6 (AT OLE MISS; 3/30/24)      | 4 (AT OLE MISS; 3/30/24)          |
| RYAN NICHOLSON   | 3 (vs. ALABAMA; 4/7/24)       | 5 (vs. ALABAMA; 4/7/24)       | 3 (vs. ALABAMA; 4/7/24)           |
| ÉMILIE PITRE     | 4 (AT LSU; 4/13/23)           | 4 (vs EVANSVILLE; 3/19/24)    | 4 (AT SIU; 3/12/23)               |
| LUKAS SCHRAMM    | 1 (vs EKU; 3/5/24)            | 2 (vs TEXAS STATE; 2/24/24)   | 2 (AT UPSTATE; 2/18/24)           |
| ELI SMALL        | 1 (vs MOREHEAD; 2/20/24)      | 1 (AT UPSTATE; 2/18/24)       | 1 (vs KENNESAW STATE; 3/9/24)     |
| GRANT SMITH      | 3 (vs. ALABAMA; 4/7/24)       | 3 (AT OLE MISS; 3/31/24)      | 3 (AT SOUTHERN ILLINOIS; 3/12/23) |
| RYAN WALDSCHMIDT | 4 (vs INDIANA STATE; 3/5/23)  | 4 (vs MISSOURI; 3/31/23)      | 3 (AT OLE MISS; 3/31/24)          |

| PITCHERS        | INNINGS (most recent)           | STRIKEOUTS (most recent)      | PITCHES (most recent)           |
|-----------------|---------------------------------|-------------------------------|---------------------------------|
| CARSON APPLGATE | 1.0 (vs KENNESAW STATE; 3/9/24) | 1 (vs KENNESAW STATE; 3/9/24) | 18 (vs KENNESAW STATE; 3/9/24)  |
| EVAN BYERS      | 3.0 (vs. KANSAS; 2/25/24)       | 3 (vs MISSOURI; 4/1/23)       | 39 (vs. KANSAS; 2/25/24)        |
| BEN CLEAVER     | 1.0 (vs MURRAY STATE; 3/12/24)  | 2 (vs MURRAY STATE; 3/12/24)  | 21 (vs MURRAY STATE; 3/12/24)   |
| COLBY FRIEDA    | 2.0 (vs LIPSCOMB; 3/3/24)       | 4 (vs LIPSCOMB; 3/3/24)       | 45 (vs. VANDERBILT; 4/22/22)    |
| RYAN HAGENOW    | 4.2 (vs INDIANA; 6/4/23)        | 6 (vs. HIGH POINT; 3/13/22)   | 82 (AT MISS. STATE; 4/1/21)     |
| EVAN HART       | 0.1 (vs KENNESAW STATE; 3/9/24) | 1 (vs. WESTERN KY; 2/27/24)   | 10 (vs. WESTERN KY; 2/27/24)    |
| ZACH HISE       | 2.0 (AT ALABAMA; 3/24/23)       | 3 (AT LSU; 4/13/23)           | 52 (AT LSU; 4/13/23)            |
| ROBERT HOGAN    | 3.0 (AT EKU; 3/6/24)            | 2 (AT EKU; 3/6/24)            | 42 (AT EKU; 3/6/24)             |
| JOHNNY HUMMEL   | 3.1 (AT MISSOURI; 3/22/24)      | 6 (AT MISSOURI; 3/22/24)      | 54 (AT MISSOURI; 3/22/24)       |
| DREW LAFFERTY   | 5.0 (vs EKU; 3/5/24)            | 4 (vs EVANSVILLE; 3/19/24)    | 70 (vs EVANSVILLE; 3/19/24)     |
| JAMES MCCOY     | 1.2 (vs KENNESAW STATE; 3/9/24) | 1 (vs KENNESAW STATE; 3/9/24) | 32 (vs KENNESAW STATE; 3/9/24)  |
| MASON MOORE     | 7.0 (vs. ALABAMA; 4/7/24)       | 8 (vs GEORGIA; 3/17/24)       | 110 (vs. ALABAMA; 4/7/24)       |
| DOMINIC NIMAN   | 9.0 (vs. ALABAMA; 4/6/24)       | 9 (AT MISSOURI; 3/23/24)      | 114 (vs. GEORGIA; 3/16/24)      |
| JACKSON NOVE    | 3.0 (vs LIPSCOMB; 3/1/24)       | 5 (vs LIPSCOMB; 3/1/24)       | 43 (vs LIPSCOMB; 3/1/24)        |
| CAMERON O'BRIEN | 1.2 (AT OLE MISS; 3/30/24)      | 3 (vs. MOREHEAD; 2/20/24)     | 30 (vs. MOREHEAD; 2/20/24)      |
| TREY POOSER     | 7.0 (vs. ALABAMA; 4/5/24)       | 7 (AT MISSOURI; 3/22/24)      | 94 (AT MISSOURI; 3/22/24)       |
| COOPER ROBINSON | 2.0 (AT EKU; 3/6/24)            | 4 (AT EKU; 3/6/24)            | 38 (AT EKU; 3/6/24)             |
| HAYDEN SMITH    | 1.2 (vs MOREHEAD; 2/20/24)      | -                             | 28 (vs. MOREHEAD; 2/20/24)      |
| TRAVIS SMITH    | 7.0 (vs KENNESAW STATE; 3/8/24) | 8 (vs. LOUISVILLE; 4/25/23)   | 104 (vs KENNESAW STATE; 3/8/24) |
| JAKE TITUS      | 1.1 (vs WESTERN KY; 2/27/24)    | 1 (vs. WESTERN KY; 2/27/24)   | 19 (vs KENNESAW STATE; 3/8/24)  |

### HOME RUN BREAKDOWN

#### BY LOCATION

|         |    |
|---------|----|
| AT HOME | 20 |
| ON ROAD | 14 |
| NEUTRAL | 2  |

#### BY PITCHER

|           |    |
|-----------|----|
| VS. RIGHT | 28 |
| VS. LEFT  | 8  |

#### BY CONFERENCE

|             |    |
|-------------|----|
| VS. SEC     | 21 |
| VS. NON-SEC | 15 |

#### BY OUTS

|              |    |
|--------------|----|
| WITH NO OUT  | 11 |
| WITH ONE OUT | 11 |
| WITH TWO OUT | 14 |

#### BY RUNNERS ON

|            |    |
|------------|----|
| SOLO       | 15 |
| TWO-RUN    | 15 |
| THREE-RUN  | 5  |
| GRAND SLAM | 1  |

#### BY COUNT

|                 |    |
|-----------------|----|
| AHEAD IN COUNT  | 10 |
| EVEN IN COUNT   | 10 |
| BEHIND IN COUNT | 13 |
| FULL COUNT      | 0  |
| FIRST PITCH     | 5  |
| TWO STRIKES     | 15 |

#### BY TIME OF DAY

(FIRST PITCH BEFORE/AFTER 6 P.M. EST)

|             |    |
|-------------|----|
| DAY GAMES   | 27 |
| NIGHT GAMES | 9  |

### 2024 HOME RUN TRACKER

| NO | PLAYER (#)        | OPPONENT       | ON | INN. | OUT | COUNT | RHP/LHP |
|----|-------------------|----------------|----|------|-----|-------|---------|
| 1  | D. BURKES (1)     | USC UPSTATE    | 1  | 8    | 2   | 2-2   | RHP     |
| 2  | L. SCHRAMM (1)    | USC UPSTATE    | 0  | 4    | 0   | 2-1   | LHP     |
| 3  | CRITTENBERGER (1) | USC UPSTATE    | 1  | 6    | 0   | 1-2   | RHP     |
| 4  | E. SMALL (1)      | USC UPSTATE    | 0  | 8    | 0   | 0-2   | RHP     |
| 5  | M. DALY (1)       | TEXAS STATE    | 3  | 2    | 2   | 0-0   | RHP     |
| 6  | E. PITRE (1)      | KANSAS         | 2  | 4    | 2   | 0-2   | RHP     |
| 7  | A. FAWLEY (1)     | W. KENTUCKY    | 0  | 6    | 0   | 0-2   | LHP     |
| 8  | WALDSCHMIDT (1)   | LIPSCOMB       | 1  | 7    | 2   | 2-1   | RHP     |
| 9  | N. LOPEZ (1)      | E. KENTUCKY    | 2  | 3    | 1   | 2-2   | LHP     |
| 10 | A. FAWLEY (2)     | E. KENTUCKY    | 0  | 5    | 1   | 1-2   | RHP     |
| 11 | K. GARGETT (1)    | KENNESAW STATE | 0  | 5    | 1   | 1-0   | RHP     |
| 12 | NICHOLSON (1)     | MURRAY STATE   | 1  | 4    | 2   | 0-0   | LHP     |
| 13 | N. MCCARTHY (1)   | GEORGIA        | 0  | 6    | 1   | 2-1   | RHP     |
| 14 | M. DALY (2)       | GEORGIA        | 1  | 6    | 2   | 1-2   | RHP     |
| 15 | N. LOPEZ (2)      | GEORGIA        | 1  | 7    | 2   | 0-2   | RHP     |
| 16 | J. MCCOY (1)      | GEORGIA        | 0  | 8    | 0   | 0-0   | RHP     |
| 17 | WALDSCHMIDT (2)   | GEORGIA        | 0  | 8    | 0   | 0-0   | RHP     |
| 18 | NICHOLSON (2)     | GEORGIA        | 1  | 3    | 2   | 0-0   | LHP     |
| 19 | PITRE (2)         | GEORGIA        | 1  | 4    | 2   | 1-2   | LHP     |
| 20 | NICHOLSON (3)     | GEORGIA        | 0  | 6    | 2   | 2-0   | RHP     |
| 21 | NICHOLSON (4)     | MISSOURI       | 0  | 4    | 0   | 1-1   | RHP     |
| 22 | CRITTENBERGER (2) | MIAMI (OHIO)   | 0  | 8    | 2   | 1-1   | RHP     |
| 23 | E. PITRE (3)      | OLE MISS       | 0  | 8    | 0   | 2-2   | RHP     |
| 24 | N. MCCARTHY (2)   | OLE MISS       | 1  | 3    | 2   | 1-0   | LHP     |
| 25 | J. MCCOY (2)      | OLE MISS       | 1  | 5    | 1   | 1-2   | RHP     |
| 26 | N. MCCARTHY (3)   | OLE MISS       | 2  | 6    | 1   | 0-1   | RHP     |
| 27 | E. PITRE (4)      | OLE MISS       | 0  | 9    | 0   | 1-1   | RHP     |
| 28 | J. MCCOY (3)      | OLE MISS       | 0  | 5    | 0   | 1-1   | RHP     |
| 29 | G. SMITH (1)      | OLE MISS       | 2  | 7    | 1   | 0-1   | RHP     |
| 30 | N. MCCARTHY (4)   | ALABAMA        | 1  | 6    | 1   | 1-2   | RHP     |
| 31 | WALDSCHMIDT (3)   | ALABAMA        | 1  | 3    | 1   | 1-0   | LHP     |
| 32 | G. SMITH (2)      | ALABAMA        | 1  | 6    | 2   | 2-0   | RHP     |
| 33 | NICHOLSON (5)     | ALABAMA        | 1  | 3    | 1   | 1-0   | RHP     |
| 34 | NICHOLSON (6)     | ALABAMA        | 2  | 7    | 1   | 1-2   | LHP     |
| 35 | G. SMITH (3)      | SAMFORD        | 1  | 5    | 2   | 3-1   | RHP     |
| 36 | D. BURKES (2)     | SAMFORD        | 0  | 6    | 1   | 0-2   | RHP     |

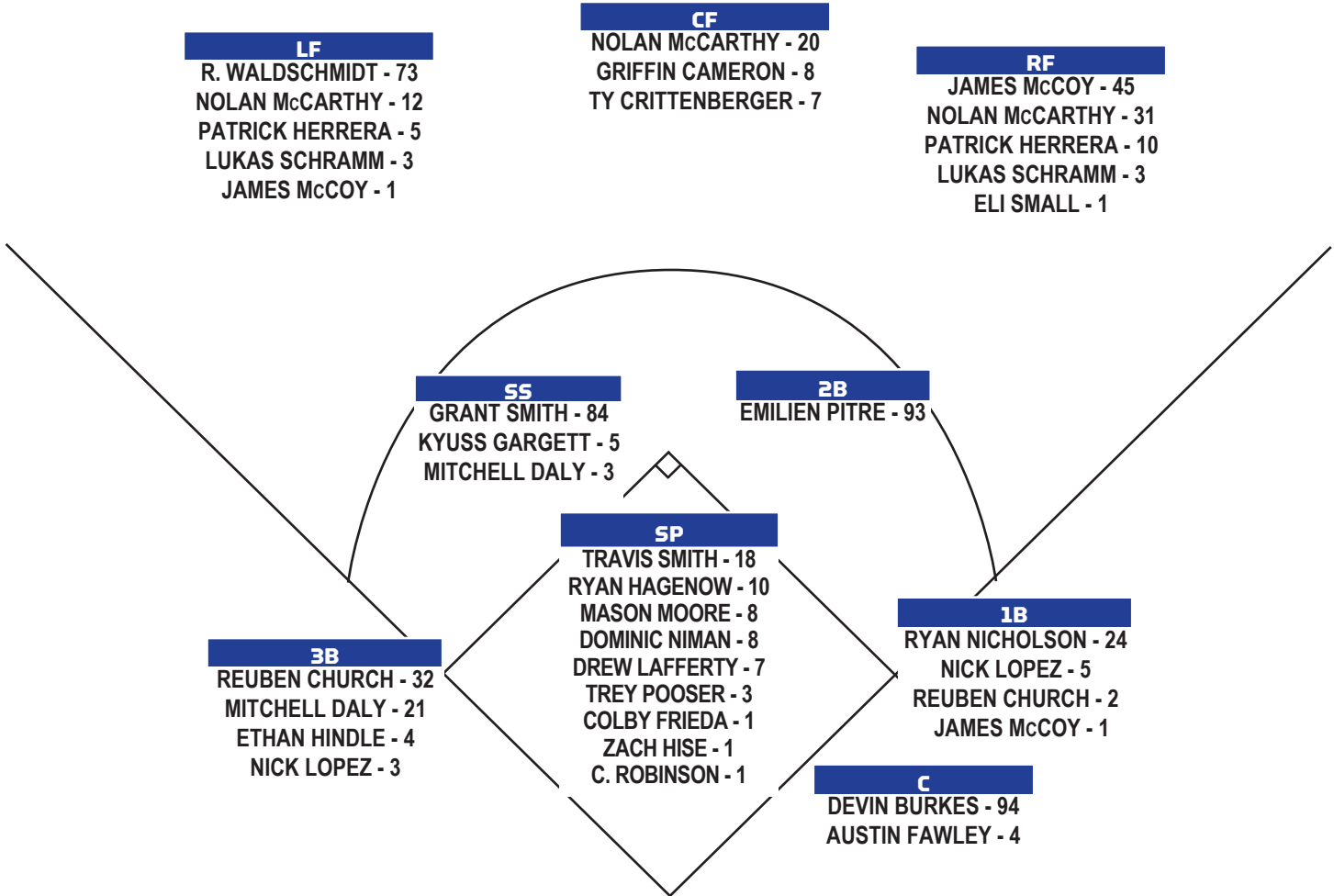
### HR BY POSITION

|        |        |
|--------|--------|
| C - 4  | LF - 2 |
| 1B - 7 | CF - 6 |
| 2B - 4 | RF - 4 |
| SS - 5 | DH - 2 |
| 3B - 1 | PH - 1 |

### HR BY INNING

|         |         |
|---------|---------|
| 1ST - 0 | 6TH - 9 |
| 2ND - 1 | 7TH - 4 |
| 3RD - 5 | 8TH - 6 |
| 4TH - 5 | 9TH - 1 |
| 5TH - 5 | 10+ - 0 |

### GAMES STARTED AT KENTUCKY



### GAMES-GAMES STARTED (POSITION PLAYERS)


| PLAYER           | CAREER  | 2024  | 2023   | 2022   | 2021   | 2020   |
|------------------|---------|-------|--------|--------|--------|--------|
| MITCHELL DALY    | 215-196 | 26-25 | 61-53! | 67-59! | 61-59! | -      |
| GRANT SMITH      | 202-200 | 25-23 | 61-61  | 51-51~ | 49-49~ | 16-16~ |
| RYAN NICHOLSON   | 195-177 | 29-25 | 55-54# | 52-51# | 50-45# | 9-2#   |
| TY CRITTENBERGER | 159-134 | 16-7  | 57-56+ | 45-39+ | 41-32+ | -      |
| RYAN WALDSCHMIDT | 142-130 | 29-25 | 59-58  | 52-48* | -      | -      |
| NICK LOPEZ       | 138-126 | 29-29 | 49-41~ | 48-47~ | -      | 12-9=  |
| DEVIN BURKES     | 111-102 | 30-29 | 61-61  | 20-12  | -      | -      |
| REUBEN CHURCH    | 108-74  | 18-7  | 33-27  | 27-14  | 31-26  | -      |
| EMILIEN PITRE    | 104-92  | 32-32 | 61-61  | 11-0   | -      | -      |
| NOLAN McCARTHY   | 92-67   | 26-26 | 43-34  | 21-8   | -      | -      |
| PATRICK HERRERA  | 72-49   | 18-15 | 12-1   | 42-33@ | -      | -      |
| JAMES McCOY      | 59-50   | 22-16 | 36-34  | -      | -      | -      |
| BEN HIGDON       | 12-0    | 0-0   | -      | 12-0^  | -      | -      |
| LUKAS SCHRAMM    | 8-6     | 8-6   | -      | -      | -      | -      |
| GRIFFIN CAMERON  | 9-7     | 9-7   | -      | -      | -      | -      |
| KYUSS GARGETT    | 9-5     | 9-5   | -      | -      | -      | -      |
| ELI SMALL        | 9-1     | 9-1   | -      | -      | -      | -      |
| AUSTIN FAWLEY    | 7-4     | 7-4   | -      | -      | -      | -      |
| ETHAN HINDLE     | 7-4     | 7-4   | -      | -      | -      | -      |

!AT TEXAS; ~AT INCARNATE WORD; #AT CINCINNATI; +AT WESTERN KENTUCKY; \*AT CHARLESTON SOUTHERN; @AT NORTHWESTERN; ~AT SOUTHERN CAL;  
=AT ILLINOIS-CHICAGO; ^AT MEMPHIS



# GET WEIRD.

**THE 2024 KENTUCKY WILDCATS HAVE ADOPTED A UNIQUE DUGOUT CULTURE WHERE JUST ABOUT ANYTHING GOES AS LONG AS YOU'RE SUPPORTING YOUR TEAMMATES. GET WEIRD, AS IT'S BEEN COINED BY THE TEAM, WITH DUGOUT CAPTAIN RYAN HAGENOW ENFORCING THE RULES AS HE SEES FIT WITH COACH MINGIONE'S FULL BLESSING. ANTICS HAVE INCLUDED MIMICKING MINGIONE'S STYLE AS 3B COACH, PINK FUZZY HATS, STARING CONTESTS WITH DUGOUT CAMERAS, WATER BOTTLE SHOWERS AND MORE.**



## 2023 MLB DRAFT

Kentucky saw three players selected in the 2023 Major League Baseball Draft and two other players sign a free agent contract with a professional organization. Kentucky has had nine players drafted the past two drafts.

| Round | Player                  | Organization |
|-------|-------------------------|--------------|
| 8     | Austin Strickland (RHP) | Pittsburgh   |
| 11    | Magdiel Cotto (LHP)     | Pittsburgh   |
| 12    | Logan Martin (RHP)      | Kansas City  |

In addition, right-handed pitchers Seth Chavez (Tampa Bay) and Zack Lee (Detroit) signed free agent contracts.



## "THE HOOK"

One of the personal touches to the Wildcats' home, Kentucky Proud Park, is "The Hook," which is the name of the visiting bullpen just beyond the right field wall. The name is a tribute to former UK pitcher Jonathan Hooker, who pitched for the Cats from 1998-2001, and died in the plane crash of Comair Flight 5191 on Aug. 27, 2006 in Lexington.

Hooker and his wife, Scarlett Parsley, were married the night before and were on the early-morning flight headed to their honeymoon when the pilots attempted to take off from the wrong runway and crashed into a neighboring field. Forty-nine of the 50 people on board were killed, including both Hooker and Parsley.

The London, Ky. native was a beloved teammate and member of UK Baseball and his family were honored on Mar. 29, 2019 during an in-game ceremony to officially unveil "The Hook," which features a sign and memorial to the former Wildcat.



## RANKINGS

| OPPONENTS IN THE POLLS |    |    |     |    |     |
|------------------------|----|----|-----|----|-----|
| TEAM                   | BA | D1 | USA | PG | BWA |
| ALABAMA                | 16 | 25 | 17  | 24 | 22  |
| ARKANSAS               | 1  | 1  | 1   | 1  | 1   |
| AUBURN                 | -  | -  | -   | -  | RV  |
| FLORIDA                | -  | 24 | 18  | 16 | 24  |
| GEORGIA                | -  | -  | RV  | -  | RV  |
| LOUISVILLE             | -  | -  | -   | -  | RV  |
| OLE MISS               | -  | -  | RV  | -  | -   |
| SAMFORD                | -  | -  | -   | -  | RV  |
| SOUTH CAROLINA         | 25 | -  | RV  | -  | RV  |
| TENNESSEE              | 4  | 4  | 4   | 4  | 4   |
| VANDERBILT             | 5  | 6  | 6   | 5  | 6   |
| WKU                    | -  | -  | -   | -  | RV  |

| KENTUCKY WEEK-BY-WEEK<br>IN THE NATIONAL POLLS |    |    |     |    |     |
|------------------------------------------------|----|----|-----|----|-----|
| TEAM                                           | BA | D1 | USA | PG | BWA |
| PRESEASON                                      | -  | -  | RV  | -  | RV  |
| WEEK 1                                         | -  | -  | -   | -  | 24  |
| WEEK 2                                         | -  | -  | RV  | -  | RV  |
| WEEK 3                                         | -  | -  | RV  | 25 | 25  |
| WEEK 4                                         | -  | -  | RV  | -  | RV  |
| WEEK 5                                         | -  | -  | 25  | 24 | 21  |
| WEEK 6                                         | 23 | 24 | 21  | 15 | 20  |
| WEEK 7                                         | 18 | 17 | 16  | 12 | 15  |
| WEEK 8                                         | 10 | 8  | 8   | 9  | 8   |

(BA - Baseball America; D1 - D1Baseball; USA - Coaches Poll; PG - Perfect Game; BWA - Baseball Writers)

| 2024 VS. RANKED OPPONENTS |                 |        |
|---------------------------|-----------------|--------|
| TEAM                      | RANK            | RECORD |
| GEORGIA                   | 25 <sup>^</sup> | 3-0    |
| AT OLE MISS               | 22 <sup>*</sup> | 3-0    |
| ALABAMA                   | 11 <sup>*</sup> | 3-0    |
| <b>TOTAL</b>              | <b>9-0</b>      |        |
| <b>vs. TOP 10</b>         | <b>0-0</b>      |        |

(<sup>^</sup>NCBWA; <sup>\*</sup>Baseball America; <sup>+</sup>USA Coaches; <sup>%</sup>D1 Baseball; <sup>!</sup>Perfect Game)

### WHEN WAS THE LAST TIME...

|                                                       |                                                                                                                   |
|-------------------------------------------------------|-------------------------------------------------------------------------------------------------------------------|
| WON A SERIES VS. A NO. 1 RANKED FOE:                  | VS. NO. 1 TENNESSEE (2022)                                                                                        |
| WON A SERIES VS. A TOP 5 FOE:                         | VS. NO. 3 SOUTH CAROLINA, 3-0 (MAY 5-7, 2023)                                                                     |
| WON A SERIES VS. TEAM RANKED NO. 6-10:                | VS. NO. 7 GEORGIA, 2-1 (MARCH 25-27, 2022)                                                                        |
| WON A ROAD SERIES VS. RANKED OPPONENT:                | AT NO. 22 OLE MISS, 3-0 (MARCH 29-31, 2024)                                                                       |
| SWEPT A HOME SERIES (THREE OR MORE GAMES):            | VS. NO. 11 ALABAMA (APRIL 5-7, 2024)                                                                              |
| SWEPT A ROAD SERIES (THREE OR MORE GAMES):            | AT NO. 22 OLE MISS (MARCH 29-31, 2024)                                                                            |
| DEFEATED A TOP 10 OPPONENT:                           | VS. NO. 3 FLORIDA, 6-4, MAY 19, 2023                                                                              |
| RECORDED A TRIPLE PLAY:                               | VS. LOUISVILLE (APRIL 18, 2017; 7-2-6)                                                                            |
| PLAYED AN EXTRA-INNING GAME:                          | 11 INNINGS, AT MISSOURI; W, 9-4 (MARCH 22, 2024)                                                                  |
| SCORED 20 OR MORE RUNS IN A GAME:                     | 21, AT SOUTHERN ILLINOIS (MARCH 12, 2023)                                                                         |
| HIT SIX HOME RUNS IN A GAME (SEE BELOW FOR 7 HR)      | AT WESTERN KENTUCKY (APRIL 23, 2019; BOWLING GREEN BALLPARK)                                                      |
| HIT SEVEN HOME RUNS IN A GAME:                        | VS. ALABAMA (APRIL 25, 2020)                                                                                      |
| HIT FOUR HOME RUNS IN AN INNING:                      | 8TH, VS. DAYTON (FEB. 21, 2016)                                                                                   |
| DREW 10 OR MORE WALKS IN A GAME:                      | 10, AT OLE MISS (MARCH 30, 2024)                                                                                  |
| GOT HIT BY 10 OR MORE PITCHES IN A GAME:              | 10, VS. MONMOUTH (MARCH 6, 2010) * TIED NCAA RECORD AT TIME                                                       |
| HIT BY THREE OR MORE PITCHES IN A GAME (PLAYER):      | DEVIN BURKES (3, VS. WASHINGTON STATE, FEBRUARY 23, 2024)                                                         |
| STOLE EIGHT BASES IN A GAME:                          | AT AUBURN (APRIL 25, 2010)                                                                                        |
| STOLE 30 OR MORE CONSECUTIVE BASES AS TEAM:           | 33, 2021 (OPENED THE SEASON 33-FOR-33)                                                                            |
| LED OFF A GAME WITH A HOME RUN:                       | JACKSON GRAY (AT LSU, SUPER REGIONAL, JUNE 11, 2023)                                                              |
| LED OFF A GAME WITH A TRIPLE:                         | AUSTIN SCHULTZ (VS. EASTERN KENTUCKY, MARCH 2, 2021)                                                              |
| HIT A GRAND SLAM:                                     | MITCHELL DALY (VS. TEXAS STATE, FEBRUARY 24, 2024)                                                                |
| HIT A WALK-OFF HOME RUN:                              | HUNTER GILLIAM (VS. XAVIER, 2-RUN HR, 8TH INNING, 0 OUTS, APRIL 18, 2023)                                         |
| HIT AN EXTRA-INNING, GAME-WINNING HOME RUN:           | DORIAN HAIRSTON (VS. SOUTH CAROLINA, MAY 8, 2016)                                                                 |
| HIT TWO HOME RUNS IN A GAME:                          | RYAN NICHOLSON (VS ALABAMA, APRIL 7, 2024)                                                                        |
| HIT TWO HOME RUNS IN AN INNING:                       | AJ REED (VS. ST. JOSEPH'S, FEB. 21, 2014)                                                                         |
| HIT FIVE HOMERS IN A THREE-GAME SPAN:                 | AJ REED (FEB. 21-23, 2014)                                                                                        |
| HIT THREE HOME RUNS IN A GAME:                        | T.J. COLLETT (VS. ALABAMA, APRIL 23, 2021)                                                                        |
| HIT A NINTH-INNING, PINCH-HIT HOMER:                  | RILEY MAHAN (AT LSU, MARCH 29, 2015)                                                                              |
| HIT A HOME RUN ON HIS BIRTHDAY:                       | CHASE STANKE (AT LSU, APRIL 14, 2023)                                                                             |
| HAD A TRADITIONAL WALK-OFF WIN:                       | VS. MISSISSIPPI STATE, 5-4, 10 INN. (MARCH 17, 2023)                                                              |
| HAD A WALK-OFF HIT OR WALK (NON-HR):                  | EMILIEN PITRE, SINGLE, VS. EASTERN KENTUCKY, 10-0, 7 INNINGS (MARCH 5, 2024)                                      |
| HAD A WALK-OFF GRAND SLAM:                            | RILEY MAHAN (VS. ALABAMA, APRIL 9, 2016)                                                                          |
| HIT AN INSIDE THE PARK HOMER:                         | JAMES MCCOY (VS. SOUTH CAROLINA, MAY 5, 2023)                                                                     |
| HOMERED IN CONSECUTIVE GAMES:                         | JAMES MCCOY (AT OLE MISS, MARCH 30-31, 2024)                                                                      |
| HOMERED IN THREE CONSECUTIVE GAMES:                   | GRANT SMITH (VS. FLORIDA, MAY 18-20, 2023)                                                                        |
| HOMERED IN THREE CONSECUTIVE SEC GAMES:               | GRANT SMITH (VS. FLORIDA, MAY 18-20, 2023)                                                                        |
| HOMERED IN FOUR CONSECUTIVE GAMES:                    | GRANT SMITH (VS. FLORIDA, MAY 18-20, 2023)                                                                        |
| HOMERED IN FOUR CONSECUTIVE SEC GAMES:                | GRANT SMITH (AT TENNESSEE, MAY 13-14, VS. FLORIDA, MAY 18-20, 2023)                                               |
| HOMERED IN FIVE CONSECUTIVE SEC GAMES:                | GRANT SMITH (AT TENNESSEE, MAY 13-14, VS. FLORIDA, MAY 18-20, 2023)                                               |
| HOMERED IN CONSECUTIVE AT BATS:                       | JACOB PLASTIAK (VS. OLE MISS, APRIL 2, 2022)                                                                      |
| HOMERED IN THREE CONSECUTIVE AT BATS:                 | T.J. COLLETT (VS. ALABAMA, APRIL 25, 2021)                                                                        |
| HOMERED IN FIRST AT-BAT OF THE SEASON:                | ELI SMALL (AT USC UPSTATE, FEB. 18, 2024)                                                                         |
| HOMERED FOR FIRST CAREER HIT:                         | AUSTIN FAWLEY (VS. WKU, FEB. 27, 2024) AND LUKAS SCHRAMM AND ELI SMALL (AT USC UPSTATE, FEB. 18, 2024)            |
| HOMERED IN FIRST AT-BAT OF THEIR CAREER:              | ELI SMALL (AT USC UPSTATE, FEB. 18, 2024)                                                                         |
| HOMERED IN FIRST GAME OF UK CAREER:                   | TY CRITTENBERGER, LUKAS SCHRAMM AND ELI SMALL (AT UPSTATE, FEB. 18, 2024)                                         |
| HOMERED IN FIRST HOME AT BAT OF THEIR CAREER (GS):    | AJ REED (VSW. BUFFALO, FEB. 24, 2012)                                                                             |
| HOMERED IN FINAL HOME AT BAT OF THEIR CAREER (GS):    | MARCUS NIDIFFER (VS. LSU, MAY 16, 2010)                                                                           |
| HIT BACK-TO-BACK HOME RUNS (TEAM):                    | JAMES MCCOY AND RYAN WALDSCHMIDT (VS. GEORGIA, MARCH 16, 2024)                                                    |
| HIT THREE CONSECUTIVE HOME RUNS (TEAM):               | LANCE RAY, BRADEN KAPTEYN AND MARCUS NIDIFFER (AT INDIANA, MAY 11, 2010)                                          |
| SCORED FIVE OR MORE RUNS IN A GAME:                   | CHASE ESTEP (5, VS. GEORGIA, MARCH 27, 2022)                                                                      |
| SCORED SIX OR MORE RUNS IN A GAME:                    | ANDY BURNS (6, VS. MISSISSIPPI STATE, APRIL 19, 2009)                                                             |
| REACHED BASE SAFELY IN 8+ STRAIGHT PLATE APPEARANCES: | JACKSON GRAY (11), 5 HITS, 5 WALKS, HBP (VS. TEXAS A&M, VS. LOUISVILLE, AT VANDERBILT, APRIL 23, 25 AND 28, 2023) |
| HAD A HIT IN SEVEN CONSECUTIVE OFFICIAL AT BATS:      | RYAN SHINN (AT AUSTIN PEAY AND AT TEXAS TECH, FEB. 17-23, 2019)                                                   |
| HAD FIVE HITS IN A GAME:                              | NICK LOPEZ (VS. MURRAY STATE, MARCH 12, 2024)                                                                     |
| HAD SIX OR MORE HITS IN A GAME:                       | JT RIDDLE, 6 (VS. NIAGARA, FEB. 17, 2013)                                                                         |
| HAD SIX RBI IN A GAME:                                | NOLAN MCCARTHY (AT OLE MISS, MARCH 30, 2024)                                                                      |
| HAD SEVEN RBI IN A GAME:                              | DEVIN BURKES (VS. WRIGHT STATE, FEB. 26, 2023)                                                                    |
| HAD EIGHT RBI IN A GAME:                              | LUKE BECKER (VS. MIAMI, OHIO, MARCH 12, 2017)                                                                     |
| HIT HOME RUNS FROM BOTH SIDES OF THE PLATE:           | ORAJ ANU (VS. CINCINNATI, MARCH 3, 2020)                                                                          |
| STOLE THREE OR MORE BASES IN A GAME:                  | EMILIEN PITRE (3, VS. EVANSVILLE, MARCH 19, 2024)                                                                 |
| STOLE FIVE OR MORE BASES IN A GAME:                   | JAREN SHELBY (5, VS. EASTERN KENTUCKY, FEB. 26, 2019)                                                             |
| WALKED FOUR OR MORE TIMES IN A GAME:                  | PATRICK HERRERA (4, VS. MIAMI UNIVERSITY, MARCH 26, 2024)                                                         |
| STRUCK OUT 10 OR MORE IN A GAME:                      | ZACK LEE (12, VS. NO. 3 SOUTH CAROLINA, MAY 7, 2023)                                                              |
| PITCHED A NINE-INNING COMPLETE GAME:                  | DOMINIC NIMAN (VS ALABAMA, APRIL 6, 2024)                                                                         |
| PITCHED A NINE-INNING SHUTOUT:                        | DOMINIC NIMAN (VS ALABAMA, APRIL 6, 2024)                                                                         |
| PITCHED A NO-HITTER:                                  | TOM BANNON (VS. GEORGIA STATE, MARCH 16, 1971; W, 3-1 IN 7 INNINGS; SEASON OPENER)                                |
| GOT NO-HIT:                                           | VS. VANDERBILT (APRIL 22, 2022)                                                                                   |

**KENTUCKY BATTING ORDER**

| GAME             | 1           | 2         | 3         | 4     | 5        | 6             | 7        | 8             | 9             |
|------------------|-------------|-----------|-----------|-------|----------|---------------|----------|---------------|---------------|
| UPSTATE          | LOPEZ       | NICHOLSON | BURKES    | PITRE | CHURCH   | McCOY         | G. SMITH | McCARTHY      | CAMERON       |
| UPSTATE          | LOPEZ       | NICHOLSON | BURKES    | PITRE | CHURCH   | McCOY         | CAMERON  | McCARTHY      | G. SMITH      |
| UPSTATE          | HERRERA     | NICHOLSON | BURKES    | PITRE | McCARTHY | SCHRAMM       | DALY     | CRITTENBERGER | G. SMITH      |
| MOREHEAD         | LOPEZ       | NICHOLSON | BURKES    | PITRE | McCOY    | CRITTENBERGER | McCARTHY | FAWLEY        | G. SMITH      |
| WASHINGTON STATE | LOPEZ       | NICHOLSON | BURKES    | PITRE | HERRERA  | DALY          | McCARTHY | CRITTENBERGER | G. SMITH      |
| TEXAS STATE      | WALDSCHMIDT | HERRERA   | BURKES    | PITRE | DALY     | SCHRAMM       | CHURCH   | McCARTHY      | G. SMITH      |
| KANSAS           | WALDSCHMIDT | HERRERA   | BURKES    | PITRE | DALY     | NICHOLSON     | McCARTHY | McCOY         | G. SMITH      |
| WESTERN KENTUCKY | WALDSCHMIDT | PITRE     | HERRERA   | LOPEZ | DALY     | SCHRAMM       | McCARTHY | FAWLEY        | G. SMITH      |
| LIPSCOMB         | WALDSCHMIDT | PITRE     | HERRERA   | LOPEZ | BURKES   | DALY          | CAMERON  | McCARTHY      | G. SMITH      |
| LIPSCOMB         | WALDSCHMIDT | PITRE     | HERRERA   | LOPEZ | BURKES   | HINDLE        | CAMERON  | SCHRAMM       | G. SMITH      |
| LIPSCOMB         | WALDSCHMIDT | PITRE     | HERRERA   | LOPEZ | BURKES   | HINDLE        | CAMERON  | SCHRAMM       | G. SMITH      |
| EASTERN KENTUCKY | WALDSCHMIDT | PITRE     | HERRERA   | LOPEZ | HINDLE   | GARGETT       | SCHRAMM  | FAWLEY        | CAMERON       |
| EASTERN KENTUCKY | WALDSCHMIDT | PITRE     | HERRERA   | LOPEZ | BURKES   | GARGETT       | HINDLE   | McCARTHY      | CAMERON       |
| KENNESAW STATE   | WALDSCHMIDT | PITRE     | HERRERA   | LOPEZ | BURKES   | NICHOLSON     | DALY     | GARGETT       | CRITTENBERGER |
| KENNESAW STATE   | WALDSCHMIDT | PITRE     | HERRERA   | LOPEZ | GARGETT  | BURKES        | DALY     | NICHOLSON     | CRITTENBERGER |
| KENNESAW STATE   | SMALL       | GARGETT   | LOPEZ     | PITRE | BURKES   | HERRERA       | DALY     | NICHOLSON     | CAMERON       |
| MURRAY STATE     | WALDSCHMIDT | PITRE     | BURKES    | LOPEZ | DALY     | NICHOLSON     | CHURCH   | CRITTENBERGER | McCARTHY      |
| GEORGIA          | WALDSCHMIDT | PITRE     | BURKES    | LOPEZ | DALY     | NICHOLSON     | HERRERA  | CHURCH        | McCARTHY      |
| GEORGIA          | WALDSCHMIDT | PITRE     | BURKES    | LOPEZ | DALY     | NICHOLSON     | CHURCH   | McCARTHY      | McCOY         |
| GEORGIA          | WALDSCHMIDT | PITRE     | BURKES    | LOPEZ | DALY     | NICHOLSON     | McCARTHY | McCOY         | G. SMITH      |
| EVANSVILLE       | WALDSCHMIDT | PITRE     | BURKES    | LOPEZ | DALY     | NICHOLSON     | CHURCH   | McCARTHY      | McCOY         |
| MISSOURI         | WALDSCHMIDT | PITRE     | BURKES    | LOPEZ | DALY     | NICHOLSON     | McCARTHY | McCOY         | G. SMITH      |
| MISSOURI         | WALDSCHMIDT | PITRE     | BURKES    | LOPEZ | DALY     | NICHOLSON     | McCARTHY | CRITTENBERGER | G. SMITH      |
| MISSOURI         | WALDSCHMIDT | PITRE     | DALY      | LOPEZ | BURKES   | NICHOLSON     | McCARTHY | McCOY         | G. SMITH      |
| MIAMI UNIVERSITY | HERRERA     | PITRE     | NICHOLSON | LOPEZ | DALY     | FAWLEY        | McCARTHY | McCOY         | G. SMITH      |
| OLE MISS         | WALDSCHMIDT | PITRE     | BURKES    | LOPEZ | DALY     | NICHOLSON     | McCARTHY | McCOY         | G. SMITH      |
| OLE MISS         | WALDSCHMIDT | PITRE     | BURKES    | LOPEZ | DALY     | NICHOLSON     | McCARTHY | HERRERA       | G. SMITH      |
| OLE MISS         | WALDSCHMIDT | PITRE     | BURKES    | LOPEZ | DALY     | NICHOLSON     | McCARTHY | McCOY         | G. SMITH      |
| ALABAMA          | WALDSCHMIDT | PITRE     | BURKES    | LOPEZ | DALY     | NICHOLSON     | McCARTHY | McCOY         | G. SMITH      |
| ALABAMA          | WALDSCHMIDT | PITRE     | BURKES    | LOPEZ | DALY     | NICHOLSON     | McCARTHY | McCOY         | G. SMITH      |
| ALABAMA          | WALDSCHMIDT | PITRE     | BURKES    | LOPEZ | DALY     | NICHOLSON     | McCARTHY | McCOY         | G. SMITH      |
| SAMFORD          | WALDSCHMIDT | PITRE     | BURKES    | LOPEZ | DALY     | NICHOLSON     | McCARTHY | McCOY         | G. SMITH      |

## KENTUCKY STARTING LINEUP

| GAME             | C      | 1B        | 2B    | SS       | 3B     | LF          | CF            | RF       | DH          |
|------------------|--------|-----------|-------|----------|--------|-------------|---------------|----------|-------------|
| UPSTATE          | BURKES | NICHOLSON | PITRE | G. SMITH | LOPEZ  | McCARTHY    | CAMERON       | McCOY    | CHURCH      |
| UPSTATE          | BURKES | NICHOLSON | PITRE | G. SMITH | LOPEZ  | McCARTHY    | CAMERON       | McCOY    | CHURCH      |
| UPSTATE          | BURKES | NICHOLSON | PITRE | G. SMITH | DALY   | McCARTHY    | CRITTENBERGER | SCHRAMM  | HERRERA     |
| MOREHEAD         | FAWLEY | NICHOLSON | PITRE | G. SMITH | LOPEZ  | McCARTHY    | CRITTENBERGER | McCOY    | BURKES      |
| WASHINGTON STATE | BURKES | NICHOLSON | PITRE | G. SMITH | DALY   | McCARTHY    | CRITTENBERGER | HERRERA  | LOPEZ       |
| TEXAS STATE      | BURKES | CHURCH    | PITRE | G. SMITH | DALY   | HERRERA     | McCARTHY      | SCHRAMM  | WALDSCHMIDT |
| KANSAS           | BURKES | NICHOLSON | PITRE | G. SMITH | DALY   | HERRERA     | McCARTHY      | McCOY    | WALDSCHMIDT |
| WESTERN KENTUCKY | FAWLEY | LOPEZ     | PITRE | G. SMITH | DALY   | HERRERA     | McCARTHY      | SCHRAMM  | WALDSCHMIDT |
| LIPSCOMB         | BURKES | LOPEZ     | PITRE | G. SMITH | DALY   | McCARTHY    | CAMERON       | HERRERA  | WALDSCHMIDT |
| LIPSCOMB         | BURKES | LOPEZ     | PITRE | G. SMITH | HINDLE | SCHRAMM     | CAMERON       | HERRERA  | WALDSCHMIDT |
| LIPSCOMB         | BURKES | LOPEZ     | PITRE | G. SMITH | HINDLE | SCHRAMM     | CAMERON       | HERRERA  | WALDSCHMIDT |
| EASTERN KENTUCKY | FAWLEY | LOPEZ     | PITRE | GARGETT  | HINDLE | SCHRAMM     | CAMERON       | HERRERA  | WALDSCHMIDT |
| EASTERN KENTUCKY | BURKES | LOPEZ     | PITRE | GARGETT  | HINDLE | McCARTHY    | CAMERON       | HERRERA  | WALDSCHMIDT |
| KENNESAW STATE   | BURKES | NICHOLSON | PITRE | GARGETT  | DALY   | WALDSCHMIDT | CRITTENBERGER | HERRERA  | LOPEZ       |
| KENNESAW STATE   | BURKES | NICHOLSON | PITRE | GARGETT  | DALY   | WALDSCHMIDT | CRITTENBERGER | HERRERA  | LOPEZ       |
| KENNESAW STATE   | BURKES | NICHOLSON | PITRE | GARGETT  | DALY   | HERRERA     | CAMERON       | SMALL    | LOPEZ       |
| MURRAY STATE     | BURKES | NICHOLSON | PITRE | DALY     | CHURCH | WALDSCHMIDT | CRITTENBERGER | McCARTHY | LOPEZ       |
| GEORGIA          | BURKES | NICHOLSON | PITRE | DALY     | CHURCH | WALDSCHMIDT | McCARTHY      | HERRERA  | LOPEZ       |
| GEORGIA          | BURKES | NICHOLSON | PITRE | DALY     | CHURCH | WALDSCHMIDT | McCARTHY      | McCOY    | LOPEZ       |
| GEORGIA          | BURKES | NICHOLSON | PITRE | G. SMITH | DALY   | WALDSCHMIDT | McCARTHY      | McCOY    | LOPEZ       |
| EVANSVILLE       | BURKES | NICHOLSON | PITRE | DALY     | CHURCH | WALDSCHMIDT | McCARTHY      | McCOY    | LOPEZ       |
| MISSOURI         | BURKES | NICHOLSON | PITRE | G. SMITH | DALY   | WALDSCHMIDT | McCARTHY      | McCOY    | LOPEZ       |
| MISSOURI         | BURKES | NICHOLSON | PITRE | G. SMITH | DALY   | WALDSCHMIDT | CRITTENBERGER | McCARTHY | LOPEZ       |
| MISSOURI         | BURKES | NICHOLSON | PITRE | G. SMITH | DALY   | WALDSCHMIDT | McCARTHY      | McCOY    | LOPEZ       |
| MIAMI UNIVERSITY | FAWLEY | NICHOLSON | PITRE | G. SMITH | DALY   | HERRERA     | McCARTHY      | McCOY    | LOPEZ       |
| OLE MISS         | BURKES | NICHOLSON | PITRE | G. SMITH | DALY   | WALDSCHMIDT | McCARTHY      | McCOY    | LOPEZ       |
| OLE MISS         | BURKES | NICHOLSON | PITRE | G. SMITH | DALY   | WALDSCHMIDT | McCARTHY      | HERRERA  | LOPEZ       |
| OLE MISS         | BURKES | NICHOLSON | PITRE | G. SMITH | DALY   | WALDSCHMIDT | McCARTHY      | McCOY    | LOPEZ       |
| ALABAMA          | BURKES | NICHOLSON | PITRE | G. SMITH | DALY   | WALDSCHMIDT | McCARTHY      | McCOY    | LOPEZ       |
| ALABAMA          | BURKES | NICHOLSON | PITRE | G. SMITH | DALY   | WALDSCHMIDT | McCARTHY      | McCOY    | LOPEZ       |
| ALABAMA          | BURKES | NICHOLSON | PITRE | G. SMITH | DALY   | WALDSCHMIDT | McCARTHY      | McCOY    | LOPEZ       |
| SAMFORD          | BURKES | NICHOLSON | PITRE | G. SMITH | DALY   | WALDSCHMIDT | McCARTHY      | McCOY    | LOPEZ       |

# HEAD COACH NICK MINGIONE

Kentucky fans have quickly created a bond with **Nick Mingione**, whose infectious and unrelenting enthusiasm and down-to-earth personality has earned legions of new fans. Although it is certainly an ingredient in Mingione's on-field success, getting the best out of his players has been the biggest factor in the success he's achieved everywhere he's been. In 19 full seasons of coaching the teams he's been involved with have averaged 38 victories a year and advanced to the postseason 10 times with two national runner-up finishes. He already is the third-winningest coach in Kentucky history.

Mingione had a brilliant playing career at Embry-Riddle - he ranks 10th on its career hits list - where he helped lead the program to 154 victories and three NAIA World Series appearances in three seasons as an assistant. When he arrived at Kentucky in 2006 he was immediately part of what is still the Cats' only SEC championship club, then smelled success at Mississippi State before returning to the one place he had always wanted to be a head coach - UK. First season, first Super Regional appearance for the Cats.

He made it a point to have his team involved in the community, part of his "Student. Person. Player." guiding principle of the program, participating in numerous philanthropic events in Lexington while also taking time for more than 100 local speaking engagements. In his first season his ethos for the program was on full display as UK players earned SEC Pitcher of the Year, SEC Scholar Athlete of the Year and SEC Community Service Team honors. He recently was named the winner of 2022 Fellowship of Christian Athletes Jerry Kindall Character in Coaching Award.

Mingione became the winningest UK coach during the first three seasons of his tenure with 103 total wins and 39 in SEC play. The success has carried over to the Major League Baseball Draft, where Mingione and his staff's ability to groom players for a professional career has led to 33 players being selected in the past six MLB Drafts. The 21 players selected in the 2017 and 2018 drafts were the most of any program in the country and Mingione has helped mentor two top 20 overall picks in first baseman Evan White (17th, 2017) and left-handed pitcher Zack Thompson (19th, 2019).

Mingione has a sterling reputation as a recruiter. Over the 15 seasons at Kentucky and Mississippi State for which recruiting rankings are final, he has helped land classes with an average ranking of 15th, including top-three classes in 2013-15. He also has an unmatched track record of player development, coaching 86 players selected in the MLB Draft, as well as 46 All-Americans and six conference players of the year. His first recruiting class at Kentucky was ranked in the Top 10 of all the major industry outlets.



## MINGIONE VS. ALL OPPONENTS

| OPPONENT                       | RECORD         |
|--------------------------------|----------------|
| Alabama                        | 8-5            |
| Appalachian State              | 3-0            |
| Arkansas                       | 1-8            |
| Auburn                         | 8-3            |
| Austin Peay                    | 3-0            |
| Ball State                     | 2-2            |
| Bellarmine                     | 4-0            |
| Boston College                 | 0-1            |
| Butler                         | 1-0            |
| Canisius                       | 3-0            |
| Cincinnati                     | 2-1            |
| Dayton                         | 2-0            |
| Delaware                       | 0-1            |
| Eastern Kentucky               | 8-1            |
| Elon                           | 2-1            |
| Evansville                     | 5-0            |
| Florida                        | 6-13           |
| Georgia                        | 11-10          |
| Georgia State                  | 3-0            |
| High Point                     | 3-0            |
| Houston                        | 1-0            |
| Indiana                        | 7-2            |
| Indiana State                  | 3-0            |
| Jacksonville State             | 3-0            |
| Kansas                         | 1-0            |
| Kennesaw State                 | 1-2            |
| Liberty                        | 0-1            |
| Lipscomb                       | 4-0            |
| Louisiana                      | 1-0            |
| Louisville                     | 3-9            |
| LSU                            | 4-10           |
| Miami (Ohio)                   | 6-0            |
| Michigan                       | 1-0            |
| Middle Tennessee               | 3-0            |
| Milwaukee                      | 3-0            |
| Mississippi State              | 6-6            |
| Missouri                       | 13-8           |
| Morehead State                 | 5-0            |
| Murray State                   | 6-1            |
| Norfolk State                  | 1-0            |
| North Carolina                 | 0-3            |
| North Carolina State           | 2-1            |
| Northern Kentucky              | 2-1            |
| Oakland                        | 5-0            |
| Ohio                           | 2-1            |
| Old Dominion                   | 1-0            |
| Ole Miss                       | 8-4            |
| Sam Houston State              | 1-0            |
| Samford                        | 0-1            |
| South Carolina                 | 10-10          |
| Southeast Missouri             | 1-0            |
| Southern Illinois              | 3-0            |
| Southern Illinois-Edwardsville | 1-0            |
| St. Joseph's                   | 1-0            |
| TCU                            | 2-4            |
| Tennessee                      | 8-10           |
| Tennessee-Martin               | 1-0            |
| Tennessee Tech                 | 4-0            |
| Texas A&M                      | 5-7            |
| Texas State                    | 1-0            |
| Texas Tech                     | 2-4            |
| UC-Santa Barbara               | 3-0            |
| UNC Wilmington                 | 0-3            |
| USC Upstate                    | 5-0            |
| Vanderbilt                     | 5-14           |
| Washington State               | 0-1            |
| Western Carolina               | 1-0            |
| Western Michigan               | 3-0            |
| Western Kentucky               | 9-1            |
| West Virginia                  | 1-0            |
| Wofford                        | 1-0            |
| Wright State                   | 3-1            |
| Xavier                         | 4-1            |
| <b>TOTALS:</b>                 | <b>243-155</b> |

(\*2024 opponents in bold)

## NICK MINGIONE - 2017 NATIONAL AND SEC COACH OF THE YEAR

### MINGIONE BY THE NUMBERS

**386** - SEC Academic Honor Roll selections

**86** - Players coached who have been selected in the Major League Baseball Draft

**48** - All-Conference honors coached

**46** - All-American honors coached

**26** - Players who have reached MLB

**19** - Seasons as a college baseball coach

**14** - Nationally-ranked recruiting classes (2006-07, 2009-20)

**11** - NCAA Regionals (2003-06, 2011-14, 2016, 2017, 2023)

**6** - Conference championships (2003-06, 2012, 2016)

**6** - Conference Players of the Year coached (2004-06, 2012, 2016, 2017)

**5** - College World Series (1999, 2003-05, 2013)

**4** - SEC Scholar Athlete of the Year (2013, 2014, 2015, 2017)

**2** - National Championship finalists (2005, 2013)

**2** - Senior CLASS Award winners (2018, 2021)

**1** - National and SEC Coach of the Year (2017)



## Student. Person. Player.

COACH MINGIONE IS PASSIONATE ABOUT DEVELOPING STUDENT-ATHLETES IN THREE AREAS: **STUDENT. PERSON. PLAYER.**

## 2024 COACHING STAFF



### 15 - DAN ROSZEL

#### Coaching Career

2000: North Florida, Graduate Assistant  
 2001-02: Lake City Community College, Assistant Coach  
 2003-06: Gardner-Webb, Pitching Coach/Recruiting Coordinator  
 2007-08: Florida Gulf Coast, Assistant Coach/Pitching Coach  
 2009-10: College of Charleston, Pitching Coach/Recruiting Coordinator  
 2011-19: East Carolina, Pitching Coach  
 2020-: Kentucky, Pitching Coach

Roszel has had 39 pitchers sign pro contracts, 18 pitchers reach Major League Baseball, two top 15 overall picks and mentored star left-hander Chris Sale. He also has had 25 all-conference selections, 11 all-americans and two conference pitchers of the year.



### 91 - AUSTIN COUSINO

#### Coaching Career

2014-16: Played minor league baseball  
 2017-18: Graduate Assistant, Mississippi State  
 2018-19: Assistant Coach, Xavier  
 2019-22: Area Scout, Detroit Tigers  
 2022-23: Area Scout, Tampa Bay Rays  
 2023-: Assistant Coach/Recruiting Coordinator, Kentucky

Cousino, a former all-american, Gold Glover and two-time USA Baseball member while at Kentucky, has already coached 26 players to the professional ranks in his short coaching career.



### 15 - NICK AMMIRATI

#### Coaching Career

2015-16: Northwestern State, Assistant Coach  
 2017-20: Hinds Community College, Assistant Coach  
 2021: Southern Miss, Assistant Coach  
 2022-: Kentucky, Assistant Coach

A former starting catcher on a College World Series club, Ammirati's low key approach and vast knowledge of the game already has helped see 22 of his students reach pro ball and three become major leaguers in just six seasons of coaching. In 2023, a UK offense he helped guide shattered the school record for hit by pitch and saw four players steal at least 15 bases for the only time in program history.



### TREVOR FITTS - PLAYER DEVELOPMENT

#### Coaching Career

2015-16 : South Alabama, Grad Assistant  
 2017-18 : Mississippi State, Director of Operations  
 2018-19: Jacksonville State, Volunteer Assistant  
 2020-22 : Austin Peay, Assistant Coach/ Pitching Coach/ Interim Head Coach  
 2022-23 : Southwest MS CC, Assistant Coach/ Pitching Coach  
 2023 : Detroit Tigers (West Michigan Whitecaps), Assistant Pitching Coach

Fitts, who started on the mound in Game 1 of the 2013 College World Series, joined UK's staff in the summer and brings a wealth of pitching knowledge. Counting his year as State's Director of Ops he has had 31 total pro players, including nine who have made it to MLB.



### CATS IN THE PROS

#### MAJOR LEAGUE BASEBALL

CARSON COLEMAN - TEXAS RANGERS (DL)  
 COLLIN COWGILL - CINCINNATI REDS (COACH)  
 TREVOR GOTT - OAKLAND ATHLETICS (DL)  
 ANDY GREEN - NY METS (FRONT OFFICE)  
 SEAN HJELLE - SAN FRANCISCO GIANTS (DL)  
 LUKE MAILE - CINCINNATI REDS  
 JAMES PAXTON - LOS ANGELES DODGERS  
 TAYLOR ROGERS - SAN FRANCISCO GIANTS  
 ZACK THOMPSON - ST. LOUIS CARDINALS

#### MINOR LEAGUE BASEBALL

SETH CHAVEZ (RAYS-A)  
 MAGDIEL COTTO (PIRATES-A)  
 TYLER GUILFOIL (ASTROS-A)  
 ZACH HAAKE (PHILLIES-AA)  
 SEAN HARNEY (RAYS-A)  
 DANIEL HARPER (PHILLIES-A)  
 VINCE HARRISON - DAYTON DRAGONS (REDS-A, MANAGER)  
 HOLT JONES (MARLINS-A)  
 ZACK LEE (TIGERS-ROOKIE)  
 JUSTIN LEWIS (GUARDIANS-AA)  
 ZACH LOGUE (BRAVES-AA)  
 LOGAN MARTIN (ROYALS-A)  
 ZACH POP (BLUE JAYS -AAA)  
 JOHN RHODES (ORIOLES-AA)  
 RYAN RITTER (ROCKIES-AA)  
 ALONZO RUBALCABA (TIGERS-A)  
 AUSTIN STRICKLAND (GIANTS-ROOKIE)  
 COLE STUPP (TIGERS-A)  
 EVAN WHITE (ANGELS-AAA)



#### MLB TRAINING GROUND

Kentucky has made its presence felt in the Major League Baseball Draft in recent years with 36 players selected during the Nick Mingione era, including 21 in 2017 and 2018, which was the most of any college program in the country over that span. In Evan White (2017) and Zack Thompson (2019) the Cats have had two first-round selections under Mingione. In the last seven drafts:

- 19 Wildcats were selected in the first 10 rounds.
- Eight were selected in the first five rounds, including first-rounders Evan White (2017) and Zack Thompson (2019).
- The 13 picks in 2018 are the second-most for any school in a single draft since 2006 and tied for an SEC record with Texas A&M (2016) and national champion Vanderbilt (2019).
- The 23 underclassmen drafted during that span earned \$13.358 million in signing bonus money, an average of \$581,000 per player.
- All but one draftee was selected higher than previously selected.
- 26 of the draftees had not previously been drafted.
- White was named a 2020 AL Gold Glove winner, the first rookie first baseman in either league to win the award since its inception in 1957.

### WALK IT OFF

#### The Cats' 10 most recent traditional walk-off victories

| DATE    | OPPONENT          | SCORE      | FINAL PLAY     |
|---------|-------------------|------------|----------------|
| 3/17/23 | Mississippi State | 5-4 (10)   | Wild pitch     |
| 3/5/23  | Indiana State     | 7-6        | RBI Single     |
| 5/5/22  | No. 1 Tennessee   | 3-2 (13)   | RBI Single     |
| 3/13/22 | High Point        | 4-3        | Error          |
| 2/26/22 | Western Michigan  | 13-12 (12) | Error          |
| 2/23/22 | Bellarmine        | 3-2        | RBI Double     |
| 3/23/21 | Butler            | 6-5        | Two-Run Double |
| 3/20/21 | Missouri          | 5-4        | Passed Ball    |
| 3/4/20  | Murray State      | 9-8        | Solo Home Run  |
| 2/23/20 | Appalachian State | 8-7 (15)   | RBI Walk       |
| 3/10/19 | Middle Tennessee  | 5-4        | Two-Run HR     |

The Cats have walked it off 18 times since Nick Mingione took over as head coach before the 2017 season, including five run rule games.

#### BASEBALL MINDS IN THE PROS

Former Wildcat Vince Harrison has been named the manager of the Dayton Dragons, the class High-A affiliate for the Cincinnati Reds, for the 2024 season. A former football and baseball player at Kentucky, Harrison has remained in the game of baseball and is one of three former players in non-playing roles with a Major League Baseball organization. Collin Cowgill remains an assistant coach with the Reds and former MLB manager and UK all-time hits leader Andy Green has joined the New York Mets' front office.

# KENTUCKY PROUD PARK

Kentucky baseball moved into a new home for the 2019 season, opening the \$49 million Kentucky Proud Park, a state-of-the-art facility immediately considered one of the top facilities in all of college baseball. The Wildcats won their first game in their new home, defeating Eastern Kentucky, 7-3, on Feb. 26, 2019.

The stadium features permanent seating for nearly 2,500 fans with additional space on grass berms to accommodate 5,000 fans for regular season games. Beyond the outfield wall, temporary bleachers can be installed for NCAA Tournament games to bring the seating capacity to more than 7,000.

The team areas were a priority and give our players and coaches everything they need to compete at a high level in a single location. The facility features a team lounge, locker room, training area, indoor hitting and pitching areas, and coaching offices, as well as a recruiting room. All spaces are either new to UK baseball or significantly larger than previous ones.

The name is a tribute to farmers and businesses of the Commonwealth of Kentucky and the Big Blue Nation. Kentucky Farm Bureau secured the rights to name the stadium from JMI Sports, UK Athletics' multimedia rights partner. In turn, Kentucky Farm Bureau elected to name the stadium for Kentucky Proud, the state's official agricultural marketing program housed at the Kentucky Department of Agriculture. No state taxpayer dollars were used in funding the agreement. The Kentucky Proud program is funded through the generosity of the Kentucky Agricultural Development Fund. The fund is directed by the Kentucky Agricultural Development Board and administered by the Governor's Office of Agricultural Policy.

New black padding replaced the existing blue look for the 2023 season, including on the outfield fence, dugout railings and behind home plate.



## UK'S RECORD AT KPP

| Year                                | Overall                                   | SEC          |
|-------------------------------------|-------------------------------------------|--------------|
| 2019                                | 16-15                                     | 2-13         |
| 2020 <sup>A</sup>                   | 11-3                                      | 0-0          |
| 2021                                | 22-13                                     | 6-9          |
| 2022                                | 23-11                                     | 8-7          |
| 2023                                | 29-7                                      | 11-4         |
| <b>2024</b>                         | <b>16-2</b>                               | <b>6-0</b>   |
| <sup>A</sup> Covid-shortened season |                                           |              |
| <b>Total</b>                        | <b>121-51 (.703)</b>                      | <b>39-33</b> |
| <b>Attendance Record</b>            | <b>6,796 - vs. Indiana (June 5, 2023)</b> |              |

BASEBALL IN THE BLUEGRASS

# BIG BLUE NATION



KENTUCKY PROUD PARK



### 2024 RADIO/TV SPOT CHART



0

JAKE TITUS



1

PATRICK  
HERRERA



2

MITCHELL  
DALY



4

ÉMILIEN PITRE



5

JOSH  
SKOWRONSKI



6

REUBEN CHURCH



7

DEVIN BURKES



8

TY  
CRITTENBERGER



9

NICK LOPEZ



10

CAMERON  
O'BRIEN



11

COLBY FRIEDA



12

GRANT SMITH



13

JAMES MCCOY




14

BEN HIGDON



16

LANDON  
FRANKLIN



17

ETHAN HINDLE



19

NOLAN MCCARTHY



20

MASON MOORE



21

RYAN  
WALDSCHMIDT



22

DOMINIC NIMAN



23

HUDSON BROWN



24

RYAN  
HAGENOW



25

RYAN  
NICHOLSON



26

DREW LAFFERTY



28

HAYDEN SMITH



29

ROBERT HOGAN



33

TRAVIS SMITH



34

LUKAS SCHRAMM



35

BLAKE BOWEN



36

CARSON  
APPLEGATE



37

RAYMOND  
SAATMAN



39

COOPER  
ROBINSON



40

ZACH HISE



41

EVAN BYERS



42

GRIFFIN  
CAMERON



43

JACKSON NOVE



44

JACOB PRICE



47

KYUSS GARGETT



48

BEN CLEAVER




49

JOHNNY  
HUMMEL



50

EVAN HART



51

TREY POOSER



52

AUSTIN FAWLEY



54

ELI SMALL



55

TOMMY SKELDING

## WILDCATS BY STATE

### ALABAMA (1)

MITCHELL DALY (MADISON)

### ARIZONA (1)

PATRICK HERRERA (MESA)

### CALIFORNIA (1)

NICK LOPEZ (SANTA ANA)

### CONNECTICUT (1)

DOMINIC NIMAN (WEST HARTFORD)

### FLORIDA (5)

DEVIN BURKES (BRADENTON)  
TY CRITTENBERGER (LIGHTHOUSE POINT)  
AUSTIN FAWLEY (LANTANA)  
COLBY FRIEDA (ST. JOHNS)  
RYAN WALDSCHMIDT (BRADENTON)

### GEORGIA (1)

JAMES MCCOY (DUNWOODY)

### ILLINOIS (1)

ZACH HISE (JOLIET)

### INDIANA (1)

KYUSS GARGETT (ANDERSON)

### IOWA (1)

JACKSON NOVE (FAIRFAX)

### KANSAS (1)

JAKE TITUS (OTTAWA)

### KENTUCKY (10)

EVAN BYERS (NICHOLASVILLE)  
GRIFFIN CAMERON (LEXINGTON)  
EVAN HART (HARRODSBURG)  
BEN HIGDON (PADUCAH)  
MASON MOORE (MOREHEAD)  
RYAN NICHOLSON (LOUISVILLE)  
JACOB PRICE (LOUISVILLE)  
RAYMOND SAATMAN (LEXINGTON)  
HAYDEN SMITH (NICHOLASVILLE)  
TRAVIS SMITH (WALTON)

### MARYLAND (1)

JOSH SKOWRONSKI (FREDERICK)

### MICHIGAN (1)

NOLAN MCCARTHY (KALAMAZOO)

### MINNESOTA (1)

ROBERT HOGAN (NORTH OAK)

### MISSISSIPPI (1)

HUDSON BROWN (OLIVE BRANCH)

### NEBRASKA (1)

ELI SMALL (OMAHA)

### NEW JERSEY (1)

CARSON APPEGATE (COLUMBUS)

### NEW MEXICO (1)

GRANT SMITH (ALBUQUERQUE)

### NORTH CAROLINA (3)

JOHNNY HUMMEL (MATTHEWS)  
CAMERON O'BRIEN (WAKE FOREST)  
LUKAS SCHRAMM (APEX)

### OHIO (2)

BLAKE BOWEN (WOOSTER)  
TOMMY SKELDING (ATWATER)

### PENNSYLVANIA (1)

DREW LAFFERTY (SOUTH PARK)

### QUEBEC (1)

ÉMILIE PITRE (REPENTIGNY)

### SOUTH CAROLINA (1)

TREY POOSER (HANAHAN)

### TENNESSEE (4)

REUBEN CHURCH (MARYVILLE)  
BEN CLEAVER (THOMPSONS STATION)  
LONDON FRANKLIN (CLEVELAND)  
RYAN HAGENOW (KNOXVILLE)

### WISCONSIN (1)

EVAN HINDLE (DELAFIELD)

## WILDCATS BY POSITION

### INFIELDERS

HUDSON BROWN (FRESHMAN)  
REUBEN CHURCH (SENIOR)  
MITCHELL DALY (SENIOR)  
AUSTIN FAWLEY (R-FRESHMAN)  
LONDON FRANKLIN (FRESHMAN)  
KYUSS GARGETT (FRESHMAN)  
PATRICK HERRERA (JUNIOR)  
ETHAN HINDLE (FRESHMAN)  
NICK LOPEZ (GRADUATE)  
JAMES MCCOY (R-SOPHOMORE)  
RYAN NICHOLSON (GRADUATE)  
ÉMILIE PITRE (JUNIOR)  
GRANT SMITH (SENIOR)

### OUTFIELDERS

GRIFFIN CAMERON (FRESHMAN)  
TY CRITTENBERGER (GRADUATE)  
BEN HIGDON (JUNIOR)  
NOLAN MCCARTHY (R-JUNIOR)  
LUKAS SCHRAMM (R-FRESHMAN)  
JOSH SKOWRONSKI (FRESHMAN)  
ELI SMALL (FRESHMAN)  
RYAN WALDSCHMIDT (JUNIOR)

### CATCHERS

DEVIN BURKES (R-JUNIOR)  
AUSTIN FAWLEY (R-FRESHMAN)  
ELI SMALL (FRESHMAN)

### RIGHT-HANDED PITCHERS

COLBY FRIEDA (JUNIOR)  
RYAN HAGENOW (SENIOR)  
ZACH HISE (R-JUNIOR)  
ROBERT HOGAN (JUNIOR)  
JOHNNY HUMMEL (GRADUATE)  
DREW LAFFERTY (R-FRESHMAN)  
JAMES MCCOY (R-SOPHOMORE)  
MASON MOORE (JUNIOR)  
JACOB PRICE (SOPHOMORE)  
TRAVIS SMITH (R-SOPHOMORE)  
JAKE TITUS (FRESHMAN)

### UTILITY

BLAKE BOWEN (FRESHMAN)

### LEFT-HANDED PITCHERS

EVAN BYERS (R-JUNIOR)  
BEN CLEAVER (FRESHMAN)  
EVAN HART (FRESHMAN)  
DOMINIC NIMAN (GRADUATE)  
JACKSON NOVE (JUNIOR)  
CAMERON O'BRIEN (GRADUATE)  
TREY POOSER (GRADUATE)  
COOPER ROBINSON (JUNIOR)  
RAYMOND SAATMAN (FRESHMAN)  
TOMMY SKELDING (FRESHMAN)  
HAYDEN SMITH (R-FRESHMAN)

## NCAA Statistics

### Kentucky - 2023-24 Baseball Ranking Summary thru games 04/09/2024

| Statistic                                   | National Rank | Conference Rank | Value | National Leader       | Value        | Conference Leader     | Value        |
|---------------------------------------------|---------------|-----------------|-------|-----------------------|--------------|-----------------------|--------------|
| Base on Balls (295 ranked)                  | 60            | 10              | 170   | South Carolina        | 235          | South Carolina        | 235          |
| Batting Average (295 ranked)                | 97            | 6               | 0.287 | Wofford               | 0.358        | Tennessee             | 0.338        |
| Double Plays (295 ranked)                   | 100           | 3               | 21    | Purdue                | 37           | South Carolina        | 29           |
| Double Plays Per Game (295 ranked)          | 132           | 3               | 0.66  | Western Caro.         | 1.17         | South Carolina        | 0.88         |
| Doubles (295 ranked)                        | 59            | 5               | 67    | Tennessee             | 94           | Tennessee             | 94           |
| Doubles Per Game (295 ranked)               | 61            | 4               | 2.09  | Tennessee             | 2.85         | Tennessee             | 2.85         |
| Earned Run Average (295 ranked)             | 8             | 3               | 3.61  | Arkansas              | 2.58         | Arkansas              | 2.58         |
| Fielding Percentage (295 ranked)            | 27            | 5               | 0.978 | Duke                  | 0.986        | Mississippi St.       | 0.982        |
| Hit Batters (295 ranked)                    | 162           | 6               | 39    | Saint Peter's         | 85           | Missouri              | 57           |
| Hit by Pitch (293 ranked)                   | 21            | 2               | 66    | San Francisco         | 86           | Florida               | 69           |
| Hits (295 ranked)                           | 141           | 8               | 291   | Virginia              | 415          | Tennessee             | 372          |
| Hits Allowed Per Nine Innings (295 ranked)  | 4             | 2               | 6.81  | Arkansas              | 6.05         | Arkansas              | 6.05         |
| Home Runs (295 ranked)                      | 109           | 12              | 36    | Georgia<br>Tennessee  | 89<br>89     | Georgia<br>Tennessee  | 89<br>89     |
| Home Runs Per Game (295 ranked)             | 123           | 11              | 1.13  | Georgia<br>Tennessee  | 2.70<br>2.70 | Georgia<br>Tennessee  | 2.70<br>2.70 |
| On Base Percentage (295 ranked)             | 43            | 5               | 0.416 | Wofford               | 0.473        | Georgia               | 0.448        |
| Runs (295 ranked)                           | 32            | 5               | 266   | Tennessee             | 353          | Tennessee             | 353          |
| Sacrifice Bunts (292 ranked)                | 24            | 1               | 22    | Western Ky.           | 46           | Kentucky              | 22           |
| Sacrifice Flies (294 ranked)                | 37            | 4               | 18    | Nicholls              | 32           | Ole Miss              | 24           |
| Scoring (295 ranked)                        | 38            | 4               | 8.3   | Wofford               | 11.4         | Tennessee             | 10.7         |
| Shutouts (88 ranked)                        | 4             | 3               | 4     | Arkansas<br>Texas A&M | 6<br>6       | Arkansas<br>Texas A&M | 6<br>6       |
| Slugging Percentage (295 ranked)            | 77            | 9               | 0.477 | Tennessee             | 0.671        | Tennessee             | 0.671        |
| Stolen Bases (295 ranked)                   | 12            | 1               | 73    | VMI                   | 118          | Kentucky              | 73           |
| Stolen Bases Per Game (295 ranked)          | 14            | 1               | 2.28  | VMI                   | 3.28         | Kentucky              | 2.28         |
| Strikeout-to-Walk Ratio (295 ranked)        | 27            | 8               | 2.58  | Arkansas              | 4.19         | Arkansas              | 4.19         |
| Strikeouts Per Nine Innings (295 ranked)    | 121           | 13              | 8.8   | Arkansas              | 13.2         | Arkansas              | 13.2         |
| Triple Plays (1 ranked)                     |               |                 |       | 4 teams tied          | 1            | Tennessee             | 1            |
| Triples (285 ranked)                        | 49            | 2               | 9     | Wofford               | 19           | Texas A&M             | 10           |
| Triples Per Game (289 ranked)               | 65            | 2               | 0.28  | Wofford               | 0.63         | Texas A&M             | 0.30         |
| WHIP (295 ranked)                           | 3             | 2               | 1.14  | Arkansas              | 1.02         | Arkansas              | 1.02         |
| WL Pct (295 ranked)                         | 5             | 3               | 0.844 | Arkansas              | 0.903        | Arkansas              | 0.903        |
| Walks Allowed Per Nine Innings (295 ranked) | 17            | 4               | 3.42  | Arizona               | 2.59         | Arkansas              | 3.14         |



### 2024 Kentucky Baseball Overall Statistics for Kentucky (as of Apr 10, 2024) (All games Sorted by Batting avg)



Record: 27-5 Home: 16-2 Away: 9-2 Neutral: 2-1 Conference: 11-1

| Player              | avg  | gp-gs | ab   | r   | h   | 2b | 3b | hr | rbi | tb  | slg% | bb  | hp | so  | gdp | ob%  | sf | sh | sb-att | po  | a   | e  | fld%  |  |
|---------------------|------|-------|------|-----|-----|----|----|----|-----|-----|------|-----|----|-----|-----|------|----|----|--------|-----|-----|----|-------|--|
| 9 Nick Lopez        | .396 | 29-29 | 111  | 32  | 44  | 13 | 2  | 2  | 23  | 67  | .604 | 11  | 2  | 9   | 3   | .449 | 3  | 0  | 2-2    | 35  | 7   | 4  | .913  |  |
| 4 Emilien Pitre     | .331 | 32-32 | 124  | 32  | 41  | 13 | 1  | 4  | 34  | 68  | .548 | 23  | 2  | 21  | 5   | .434 | 3  | 0  | 16-21  | 48  | 76  | 1  | .992  |  |
| 12 Grant Smith      | .320 | 25-23 | 75   | 18  | 24  | 2  | 0  | 3  | 22  | 35  | .467 | 9   | 5  | 20  | 1   | .427 | 0  | 4  | 2-3    | 35  | 59  | 0  | 1.000 |  |
| 13 James McCoy      | .309 | 22-16 | 55   | 16  | 17  | 2  | 1  | 3  | 16  | 30  | .545 | 9   | 6  | 18  | 1   | .444 | 2  | 0  | 5-5    | 38  | 1   | 1  | .975  |  |
| 21 Ryan Waldschmidt | .304 | 29-25 | 92   | 31  | 28  | 6  | 0  | 3  | 16  | 43  | .467 | 22  | 9  | 16  | 0   | .472 | 2  | 0  | 13-17  | 43  | 0   | 2  | .956  |  |
| 2 Mitchell Daly     | .272 | 26-25 | 81   | 18  | 22  | 4  | 1  | 2  | 25  | 34  | .420 | 17  | 7  | 11  | 3   | .430 | 2  | 5  | 6-9    | 16  | 45  | 2  | .968  |  |
| 19 Nolan McCarthy   | .269 | 28-26 | 93   | 24  | 25  | 6  | 1  | 4  | 23  | 45  | .484 | 9   | 3  | 20  | 1   | .352 | 0  | 2  | 4-5    | 56  | 0   | 0  | 1.000 |  |
| 25 Ryan Nicholson   | .261 | 29-25 | 92   | 19  | 24  | 6  | 0  | 6  | 27  | 48  | .522 | 17  | 3  | 24  | 1   | .393 | 0  | 2  | 2-2    | 210 | 11  | 2  | .991  |  |
| 7 Devin Burkes      | .229 | 30-29 | 105  | 28  | 24  | 5  | 0  | 2  | 20  | 35  | .333 | 16  | 9  | 23  | 0   | .368 | 3  | 2  | 12-13  | 239 | 11  | 1  | .996  |  |
| -----               |      |       |      |     |     |    |    |    |     |     |      |     |    |     |     |      |    |    |        |     |     |    |       |  |
| 1 Patrick Herrera   | .310 | 18-16 | 42   | 15  | 13  | 3  | 1  | 0  | 11  | 18  | .429 | 13  | 9  | 13  | 0   | .538 | 1  | 1  | 1-2    | 18  | 2   | 0  | 1.000 |  |
| 8 Ty Crittender     | .250 | 16-7  | 24   | 6   | 6   | 1  | 0  | 2  | 3   | 13  | .542 | 4   | 0  | 9   | 0   | .357 | 0  | 2  | 6-6    | 11  | 0   | 1  | .917  |  |
| 52 Austin Fawley    | .250 | 7-4   | 12   | 2   | 3   | 0  | 0  | 2  | 3   | 9   | .750 | 1   | 0  | 3   | 1   | .308 | 0  | 1  | 0-0    | 32  | 0   | 0  | 1.000 |  |
| 54 Eli Small        | .250 | 9-1   | 8    | 3   | 2   | 0  | 0  | 1  | 2   | 5   | .625 | 3   | 2  | 3   | 0   | .500 | 1  | 0  | 0-0    | 3   | 0   | 0  | 1.000 |  |
| 34 Lukas Schramm    | .238 | 9-6   | 21   | 5   | 5   | 1  | 1  | 1  | 5   | 11  | .524 | 2   | 0  | 10  | 1   | .304 | 0  | 1  | 1-1    | 10  | 1   | 1  | .917  |  |
| 6 Reuben Church     | .192 | 18-7  | 26   | 6   | 5   | 3  | 0  | 0  | 5   | 8   | .308 | 4   | 6  | 10  | 0   | .417 | 0  | 0  | 0-0    | 11  | 4   | 0  | 1.000 |  |
| 42 Griffin Cameron  | .190 | 9-8   | 21   | 5   | 4   | 0  | 0  | 0  | 4   | 4   | .190 | 6   | 1  | 8   | 0   | .379 | 1  | 1  | 2-2    | 15  | 1   | 0  | 1.000 |  |
| 47 Kyuss Gargett    | .150 | 9-5   | 20   | 5   | 3   | 1  | 1  | 1  | 1   | 9   | .450 | 2   | 0  | 6   | 1   | .227 | 0  | 1  | 0-0    | 5   | 17  | 1  | .957  |  |
| 17 Ethan Hindle     | .083 | 7-4   | 12   | 1   | 1   | 1  | 0  | 0  | 3   | 2   | .167 | 2   | 2  | 4   | 1   | .313 | 0  | 0  | 1-1    | 1   | 2   | 1  | .750  |  |
| Totals              | .287 | 32    | 1014 | 266 | 291 | 67 | 9  | 36 | 243 | 484 | .477 | 170 | 66 | 228 | 19  | .416 | 18 | 22 | 73-89  | 837 | 267 | 25 | .978  |  |
| Opponents           | .208 | 32    | 1015 | 130 | 211 | 36 | 5  | 22 | 118 | 323 | .318 | 106 | 39 | 273 | 20  | .304 | 10 | 12 | 16-21  | 794 | 316 | 42 | .964  |  |

LOB - Team (230), Opp (215). DPs turned - Team (21), Opp (23). IBB - Team (2), N. Lopez 1, R. Nicholson 1, Opp (2). Picked off - E. Pitre 2, R. Nicholson 1, D. Burkes 1, Waldschmidt 1.

### (All games Sorted by Earned run avg)

| Player              | era   | w-l  | app | gs | cg | sho | sv | ip    | h   | r   | er  | bb  | so  | 2b | 3b | hr | b/avg | wp | hp | bk | sfa | sha |
|---------------------|-------|------|-----|----|----|-----|----|-------|-----|-----|-----|-----|-----|----|----|----|-------|----|----|----|-----|-----|
| 20 Mason Moore      | 2.62  | 7-0  | 8   | 8  | 0  | 0/0 | 0  | 44.2  | 29  | 14  | 13  | 17  | 41  | 6  | 1  | 4  | .185  | 2  | 6  | 1  | 2   | 2   |
| 51 Trey Pooser      | 3.38  | 3-0  | 9   | 3  | 0  | 0/0 | 2  | 32.0  | 26  | 13  | 12  | 9   | 30  | 7  | 0  | 4  | .220  | 3  | 2  | 0  | 0   | 3   |
| 22 Dominic Niman    | 3.59  | 6-2  | 8   | 8  | 1  | 1/1 | 0  | 47.2  | 40  | 23  | 19  | 11  | 43  | 6  | 1  | 2  | .222  | 0  | 5  | 0  | 2   | 1   |
| -----               |       |      |     |    |    |     |    |       |     |     |     |     |     |    |    |    |       |    |    |    |     |     |
| 24 Ryan Hagenow     | 0.00  | 0-0  | 3   | 0  | 0  | 0/1 | 0  | 6.0   | 2   | 0   | 0   | 1   | 4   | 0  | 0  | 0  | .100  | 0  | 3  | 0  | 0   | 0   |
| 13 James McCoy      | 0.00  | 0-0  | 4   | 0  | 0  | 0/1 | 1  | 2.2   | 3   | 1   | 0   | 1   | 3   | 1  | 0  | 0  | .273  | 0  | 1  | 0  | 0   | 0   |
| 48 Ben Cleaver      | 0.00  | 2-0  | 2   | 0  | 0  | 0/0 | 0  | 2.0   | 1   | 0   | 0   | 1   | 3   | 0  | 0  | 0  | .143  | 1  | 1  | 0  | 0   | 0   |
| 36 Carson Applegate | 0.00  | 0-0  | 1   | 0  | 0  | 0/0 | 0  | 1.0   | 0   | 0   | 0   | 1   | 1   | 0  | 0  | 0  | .000  | 0  | 0  | 0  | 0   | 0   |
| 50 Evan Hart        | 0.00  | 0-0  | 2   | 0  | 0  | 0/1 | 0  | 0.2   | 1   | 0   | 0   | 1   | 1   | 0  | 0  | 0  | .333  | 0  | 2  | 0  | 0   | 0   |
| 49 Johnny Hummel    | 0.64  | 2-0  | 10  | 0  | 0  | 0/2 | 2  | 14.0  | 3   | 1   | 1   | 5   | 22  | 0  | 1  | 1  | .065  | 5  | 0  | 0  | 0   | 0   |
| 29 Robert Hogan     | 2.45  | 0-0  | 11  | 0  | 0  | 0/1 | 0  | 14.2  | 3   | 5   | 4   | 7   | 11  | 0  | 0  | 1  | .067  | 0  | 2  | 0  | 0   | 0   |
| 10 Cameron O'Brien  | 2.84  | 1-0  | 15  | 0  | 0  | 0/1 | 0  | 12.2  | 8   | 5   | 4   | 2   | 13  | 2  | 0  | 2  | .182  | 5  | 1  | 0  | 1   | 0   |
| 41 Evan Byers       | 3.45  | 3-0  | 12  | 0  | 0  | 0/0 | 0  | 15.2  | 15  | 7   | 6   | 4   | 15  | 0  | 0  | 2  | .259  | 1  | 2  | 0  | 2   | 1   |
| 43 Jackson Nove     | 3.60  | 1-0  | 12  | 0  | 0  | 0/0 | 2  | 15.0  | 9   | 6   | 6   | 9   | 22  | 1  | 0  | 0  | .173  | 1  | 3  | 1  | 0   | 0   |
| 39 Cooper Robinson  | 5.00  | 0-0  | 8   | 1  | 0  | 0/0 | 0  | 9.0   | 13  | 6   | 5   | 4   | 11  | 2  | 1  | 2  | .342  | 0  | 0  | 0  | 0   | 0   |
| 26 Drew Lafferty    | 5.40  | 1-1  | 7   | 7  | 0  | 0/2 | 0  | 18.1  | 15  | 11  | 11  | 8   | 15  | 3  | 0  | 0  | .227  | 0  | 2  | 0  | 0   | 3   |
| 28 Hayden Smith     | 5.40  | 0-0  | 4   | 0  | 0  | 0/2 | 0  | 3.1   | 4   | 4   | 2   | 2   | 0   | 1  | 0  | 0  | .286  | 0  | 0  | 0  | 1   | 0   |
| 33 Travis Smith     | 5.65  | 1-2  | 7   | 5  | 0  | 0/0 | 0  | 28.2  | 27  | 20  | 18  | 18  | 23  | 4  | 1  | 3  | .252  | 3  | 3  | 0  | 2   | 1   |
| 11 Colby Frieda     | 7.11  | 0-0  | 7   | 0  | 0  | 0/0 | 0  | 6.1   | 5   | 6   | 5   | 3   | 11  | 1  | 0  | 1  | .200  | 1  | 4  | 0  | 0   | 0   |
| 0 Jake Titus        | 10.80 | 0-0  | 2   | 0  | 0  | 0/1 | 0  | 1.2   | 4   | 3   | 2   | 0   | 2   | 2  | 0  | 0  | .444  | 0  | 0  | 0  | 0   | 0   |
| 40 Zach Hise        | 12.00 | 0-0  | 4   | 0  | 0  | 0/1 | 0  | 3.0   | 3   | 5   | 4   | 2   | 2   | 0  | 0  | 0  | .250  | 1  | 2  | 0  | 0   | 1   |
| Totals              | 3.61  | 27-5 | 32  | 32 | 1  | 4/3 | 7  | 279.0 | 211 | 130 | 112 | 106 | 273 | 36 | 5  | 22 | .208  | 23 | 39 | 2  | 10  | 12  |
| Opponents           | 7.69  | 5-27 | 32  | 32 | 0  | 0/0 | 3  | 264.2 | 291 | 266 | 226 | 170 | 228 | 67 | 9  | 36 | .287  | 31 | 66 | 7  | 18  | 22  |

PB - Team (5), D. Burkes 5, Opp (8). Pickoffs - Team (0), Opp (5). SBA/ATT - D. Burkes (13-17), T. Smith (6-7), D. Niman (3-3), A. Fawley (3-3), J. Nove (2-3), C. O'Brien (2-3), M. Moore (0-1), B. Cleaver (1-1), C. Robinson (1-1), H. Smith (1-1),



### 2024 Kentucky Baseball Conference statistics for Kentucky (as of Apr 07, 2024) (Conference games only Sorted by Batting avg)



Record: 11-1 Home: 6-0 Away: 5-1 Conference: 11-1

| Player              | avg  | gp-gs | ab  | r   | h   | 2b | 3b | hr | rbi | tb  | slg% | bb | hp | so | gdp | ob%   | sf | sh | sb-att | po  | a   | e  | fld%  |  |
|---------------------|------|-------|-----|-----|-----|----|----|----|-----|-----|------|----|----|----|-----|-------|----|----|--------|-----|-----|----|-------|--|
| 13 James McCoy      | .375 | 11-9  | 32  | 10  | 12  | 2  | 0  | 3  | 12  | 23  | .719 | 6  | 1  | 9  | 0   | .463  | 2  | 0  | 1-1    | 22  | 0   | 1  | .957  |  |
| 9 Nick Lopez        | .370 | 12-12 | 46  | 19  | 17  | 5  | 0  | 1  | 8   | 25  | .543 | 5  | 2  | 4  | 1   | .444  | 1  | 0  | 0-0    | 0   | 0   | 0  | .000  |  |
| 19 Nolan McCarthy   | .370 | 12-12 | 46  | 17  | 17  | 4  | 0  | 4  | 15  | 33  | .717 | 3  | 1  | 8  | 0   | .420  | 0  | 1  | 1-2    | 27  | 0   | 0  | 1.000 |  |
| 21 Ryan Waldschmidt | .356 | 12-12 | 45  | 14  | 16  | 3  | 0  | 2  | 8   | 25  | .556 | 10 | 3  | 8  | 0   | .492  | 1  | 0  | 9-11   | 36  | 0   | 1  | .973  |  |
| 12 Grant Smith      | .353 | 12-10 | 34  | 9   | 12  | 1  | 0  | 2  | 11  | 19  | .559 | 4  | 1  | 7  | 1   | .436  | 0  | 2  | 0-1    | 15  | 23  | 0  | 1.000 |  |
| 4 Emilien Pitre     | .333 | 12-12 | 45  | 9   | 15  | 5  | 0  | 3  | 14  | 29  | .644 | 9  | 0  | 8  | 1   | .421  | 3  | 0  | 7-10   | 14  | 28  | 1  | .977  |  |
| 25 Ryan Nicholson   | .310 | 12-12 | 42  | 13  | 13  | 2  | 0  | 5  | 16  | 30  | .714 | 8  | 3  | 10 | 1   | .453  | 0  | 0  | 1-1    | 93  | 4   | 1  | .990  |  |
| 2 Mitchell Daly     | .275 | 12-12 | 40  | 10  | 11  | 1  | 1  | 1  | 8   | 17  | .425 | 8  | 4  | 6  | 1   | .442  | 0  | 2  | 3-5    | 7   | 21  | 0  | 1.000 |  |
| 7 Devin Burkes      | .178 | 12-12 | 45  | 8   | 8   | 3  | 0  | 0  | 9   | 11  | .244 | 6  | 1  | 11 | 0   | .278  | 2  | 2  | 2-3    | 93  | 3   | 0  | 1.000 |  |
| -----               |      |       |     |     |     |    |    |    |     |     |      |    |    |    |     |       |    |    |        |     |     |    |       |  |
| 6 Reuben Church     | .222 | 6-2   | 9   | 3   | 2   | 1  | 0  | 0  | 2   | 3   | .333 | 1  | 1  | 4  | 0   | .364  | 0  | 0  | 0-0    | 0   | 2   | 0  | 1.000 |  |
| 1 Patrick Herrera   | .200 | 3-2   | 5   | 1   | 1   | 0  | 0  | 0  | 0   | 1   | .200 | 0  | 0  | 3  | 0   | .200  | 0  | 0  | 0-0    | 1   | 0   | 0  | 1.000 |  |
| 8 Ty Crittender     | .000 | 5-1   | 4   | 1   | 0   | 0  | 0  | 0  | 0   | 0   | .000 | 0  | 0  | 2  | 0   | .000  | 0  | 1  | 2-2    | 2   | 0   | 0  | 1.000 |  |
| 54 Eli Small        | .000 | 1-0   | 0   | 0   | 0   | 0  | 0  | 0  | 0   | 0   | .000 | 1  | 0  | 0  | 0   | 1.000 | 0  | 0  | 0-0    | 0   | 0   | 0  | .000  |  |
| 52 Austin Fawley    | .000 | 1-0   | 0   | 0   | 0   | 0  | 0  | 0  | 0   | 0   | .000 | 0  | 0  | 0  | 0   | .000  | 0  | 0  | 0-0    | 1   | 0   | 0  | 1.000 |  |
| Totals              | .316 | 12    | 393 | 114 | 124 | 27 | 1  | 21 | 103 | 216 | .550 | 61 | 17 | 80 | 5   | .421  | 9  | 8  | 26-36  | 315 | 93  | 5  | .988  |  |
| Opponents           | .188 | 12    | 378 | 43  | 71  | 14 | 1  | 9  | 39  | 114 | .302 | 41 | 12 | 98 | 4   | .285  | 4  | 5  | 2-2    | 300 | 123 | 14 | .968  |  |

LOB - Team (74), Opp (82). DPs turned - Team (4), Opp (7). IBB - Team (2), N. Lopez 1, R. Nicholson 1, Opp (2). Picked off - Waldschmidt 1, E. Pitre 1, D. Burkes 1.

### (Conference games only Sorted by Earned run avg)

| Player             | era   | w-l  | app | gs | cg | sho | sv | ip    | h   | r   | er  | bb | so | 2b | 3b | hr | b/avg | wp | hp | bk | sfa | sha |  |  |
|--------------------|-------|------|-----|----|----|-----|----|-------|-----|-----|-----|----|----|----|----|----|-------|----|----|----|-----|-----|--|--|
| 51 Trey Pooser     | 2.29  | 2-0  | 4   | 3  | 0  | 0/0 | 0  | 19.2  | 15  | 6   | 5   | 4  | 15 | 3  | 0  | 2  | .211  | 2  | 1  | 0  | 0   | 3   |  |  |
| 22 Dominic Niman   | 2.83  | 3-1  | 4   | 4  | 1  | 1/0 | 0  | 28.2  | 19  | 12  | 9   | 5  | 26 | 4  | 1  | 1  | .184  | 0  | 3  | 0  | 2   | 1   |  |  |
| 20 Mason Moore     | 3.13  | 4-0  | 4   | 4  | 0  | 0/0 | 0  | 23.0  | 15  | 8   | 8   | 9  | 22 | 4  | 0  | 2  | .183  | 0  | 1  | 0  | 0   | 1   |  |  |
| -----              |       |      |     |    |    |     |    |       |     |     |     |    |    |    |    |    |       |    |    |    |     |     |  |  |
| 10 Cameron O'Brien | 0.00  | 0-0  | 4   | 0  | 0  | 0/0 | 0  | 4.0   | 2   | 1   | 0   | 0  | 4  | 0  | 0  | 0  | .143  | 2  | 0  | 0  | 0   | 0   |  |  |
| 13 James McCoy     | 0.00  | 0-0  | 1   | 0  | 0  | 0/0 | 1  | 0.1   | 0   | 0   | 0   | 0  | 0  | 0  | 0  | 0  | .000  | 0  | 0  | 0  | 0   | 0   |  |  |
| 49 Johnny Hummel   | 1.42  | 1-0  | 3   | 0  | 0  | 0/0 | 1  | 6.1   | 1   | 1   | 1   | 4  | 8  | 0  | 0  | 1  | .048  | 5  | 0  | 0  | 0   | 0   |  |  |
| 43 Jackson Nove    | 2.57  | 0-0  | 6   | 0  | 0  | 0/0 | 1  | 7.0   | 5   | 2   | 2   | 4  | 10 | 0  | 0  | 0  | .200  | 1  | 1  | 0  | 0   | 0   |  |  |
| 41 Evan Byers      | 3.86  | 1-0  | 4   | 0  | 0  | 0/0 | 0  | 4.2   | 4   | 3   | 2   | 3  | 5  | 0  | 0  | 1  | .235  | 0  | 1  | 0  | 1   | 0   |  |  |
| 33 Travis Smith    | 5.00  | 0-0  | 3   | 1  | 0  | 0/0 | 0  | 9.0   | 7   | 5   | 5   | 6  | 6  | 2  | 0  | 2  | .206  | 1  | 2  | 0  | 1   | 0   |  |  |
| 29 Robert Hogan    | 6.75  | 0-0  | 3   | 0  | 0  | 0/0 | 0  | 1.1   | 0   | 2   | 1   | 4  | 1  | 0  | 0  | 0  | .000  | 0  | 1  | 0  | 0   | 0   |  |  |
| 39 Cooper Robinson | 13.50 | 0-0  | 1   | 0  | 0  | 0/0 | 0  | 0.2   | 2   | 1   | 1   | 1  | 1  | 0  | 0  | 0  | .500  | 0  | 0  | 0  | 0   | 0   |  |  |
| 11 Colby Frieda    | 54.00 | 0-0  | 1   | 0  | 0  | 0/0 | 0  | 0.1   | 1   | 2   | 2   | 1  | 0  | 1  | 0  | 0  | .500  | 0  | 2  | 0  | 0   | 0   |  |  |
| Totals             | 3.09  | 11-1 | 12  | 12 | 1  | 1/0 | 3  | 105.0 | 71  | 43  | 36  | 41 | 98 | 14 | 1  | 9  | .188  | 11 | 12 | 0  | 4   | 5   |  |  |
| Opponents          | 9.18  | 1-11 | 12  | 12 | 0  | 0/0 | 1  | 100.0 | 124 | 114 | 102 | 61 | 80 | 27 | 1  | 21 | .316  | 11 | 17 | 2  | 9   | 8   |  |  |

PB - Team (3), D. Burkes 3, Opp (4). Pickoffs - Team (0), Opp (3). SBA/ATT - D. Burkes (2-2), J. Nove (2-2).

## TRACKING KENTUCKY'S RECORD BOOKS

### RECORD CHASING / CAREER

Several pitchers are making their way onto and up the career charts:

#### Earned Run Average (Min. 75 inn.)

|                       |                |             |
|-----------------------|----------------|-------------|
| 1. Jeff Keener        | 1980-81        | 2.01        |
| 2. Trevor Gott        | 2011-13        | 2.30        |
| 3. AJ Reed            | 2012-14        | 2.83        |
| 4. Joe Georger        | 1979           | 2.86        |
| <b>5. Mason Moore</b> | <b>2022-24</b> | <b>2.88</b> |
| 6. Sean Harney        | 2021-22        | 3.06        |
| 7. Alex Phillips      | 2011-12        | 3.08        |
| 8. Zack Thompson      | 2017-19        | 3.20        |
| 9. Darren Williams    | 2022-23        | 3.22        |
| 10. David Voit        | 1986-88        | 3.23        |

#### Fewest Hits/9 innings

(Min. 75 Innings)

|                        |                |             |
|------------------------|----------------|-------------|
| 1. Jeff Keener         | 1980-81        | 5.11        |
| 2. Zack Thompson       | 2017-19        | 6.09        |
| <b>3. Mason Moore</b>  | <b>2022-24</b> | <b>6.44</b> |
| 4. Mason Hazelwood     | 2018-22        | 6.91        |
| <b>5. Ryan Hagenow</b> | <b>2021-24</b> | <b>6.88</b> |
| 6. Tim Brandenburg     | 1979-80        | 7.42        |
| 7. Chris Carroll       | 1982-85        | 7.43        |
| 8. Dustin Beggs        | 2015-16        | 7.48        |
| 9. David Voit          | 1986-88        | 7.57        |
| 10. Justin Lewis       | 2016-18        | 7.65        |

#### Strikeouts/9 innings

(Min. 50 Innings)

|                        |                |              |
|------------------------|----------------|--------------|
| 1. Tyler Guilfoil      | 2022           | 14.12        |
| 2. Carson Coleman      | 2018-20        | 13.58        |
| 3. Zack Thompson       | 2017-19        | 12.26        |
| 4. Trevor Gott         | 2011-13        | 11.70        |
| 5. Braden Kapteyn      | 2009-11        | 11.43        |
| <b>6. Ryan Hagenow</b> | <b>2021-24</b> | <b>11.22</b> |
| 7. Brian Reed          | 1991-94        | 11.09        |
| 8. Austin Strickland   | 2021-23        | 10.90        |
| 9. James Paxton        | 2007-09        | 10.88        |
| 10. Alex Meyer         | 2009-11        | 10.76        |

#### Win-Loss Percentage

|                       |                |             |
|-----------------------|----------------|-------------|
| <b>1. Mason Moore</b> | <b>2022-24</b> | <b>.923</b> |
| 2. Greg Dombrowski    | 2005-08        | .821        |
| 3. Jeff Keener        | 1980-81        | .800        |
| 4. Zack Thompson      | 2017-19        | .762        |
| 5. Dustin Beggs       | 2015-16        | .727        |
| 6. Lorn Frazier       | 1990-93        | .719        |
| 7. Dylan Dwyer        | 2013-16        | .714        |
| 8. Sean Hjelle        | 2016-18        | .688        |
| 9. Chandler Shepherd  | 2012-14        | .684        |
| 10. Justin Lewis      | 2016-18        | .682        |
| Daniel Harper         | 2018-22        | .682        |

### MILESTONE TRACKER

Kentucky has numerous players bearing down or just reached on personal career milestone markers, including:

#### 200 HITS

GRANT SMITH - 210  
RYAN NICHOLSON - 194  
MITCHELL DALY - 180

#### 150 HITS

TY CRITTENBERGER - 144  
NICK LOPEZ - 146

#### 100 HITS

EMILIEN PITRE - 112  
DEVIN BURKES - 103

#### 200 STRIKEOUTS

DOMINIC NIMAN - 232  
TREY POOSER - 209

#### 50 STOLEN BASES

RYAN WALDSCHMIDT - 47  
TY CRITTENBERGER - 38  
EMILIEN PITRE - 36 (ALL IN UK JERSEY, 15TH ALL-TIME AT UK)



RYAN  
HAGENOW



## SINGLE-GAME RECORDS (2007-)

### BATTING

#### Hits

|   |             |           |              |
|---|-------------|-----------|--------------|
| 6 | JT Riddle   | 2/23/2013 | Niagara      |
| 5 | Nick Lopez  | 3/12/2024 | Murray State |
| 5 | Jase Felker | 3/27/2022 | Georgia      |
| 5 | Riley Mahan | 4/21/2017 | LSU          |
| 5 | Zac Zellers | 6/1/2012  | Kent State   |
| 5 | Mike Brown  | 3/4/2007  | Milwaukee    |

#### Runs Scored

|   |              |           |            |
|---|--------------|-----------|------------|
| 5 | Chase Estep  | 3/27/2022 | Georgia    |
| 5 | Ryan Johnson | 4/23/2019 | at WKU     |
| 5 | Evan White   | 3/20/2016 | at Georgia |
| 5 | Mike Brown   | 3/4/2007  | Milwaukee  |

#### RBI

|   |                |           |               |
|---|----------------|-----------|---------------|
| 8 | Luke Becker    | 3/12/2017 | Miami (OH)    |
| 7 | Devin Burkes   | 2/26/23   | Wright State  |
| 7 | JaVon Shelby   | 3/20/2016 | at Georgia    |
| 6 | Mitchell Daly  | 2/24/2024 | vs. Texas St. |
| 6 | Nolan McCarthy | 3/30/2024 | at Ole Miss   |
| 6 | Hunter Gilliam | 4/18/2023 | Xavier        |
| 6 | Ryan Ritter    | 4/6/2021  | at Louisville |
| 6 | Breydon Daniel | 3/10/2020 | WKU           |
| 6 | Micheal Thomas | 3/8/2014  | Ball State    |
| 6 | AJ Reed        | 2/21/2014 | St. Joe's     |
| 6 | AJ Reed        | 2/24/2012 | Buffalo       |

#### Doubles

3 Many times

#### Triples

|   |               |           |               |
|---|---------------|-----------|---------------|
| 2 | Jackson Gray  | 3/4/2023  | Indiana State |
| 2 | Matt McKinney | 3/24/2007 | LSU           |

#### Home Runs

|   |              |           |         |
|---|--------------|-----------|---------|
| 3 | T.J. Collett | 4/25/2021 | Alabama |
| 3 | Ryan Johnson | 4/23/2019 | at WKU  |

#### Stolen Bases

|                                     |              |           |          |
|-------------------------------------|--------------|-----------|----------|
| 5                                   | Jaren Shelby | 2/26/2019 | EKU*     |
| (*Kentucky Proud Park opening game) |              |           |          |
| 4                                   | Storm Wilson | 2/14/2015 | Richmond |

#### Total Bases

|    |                |           |            |
|----|----------------|-----------|------------|
| 13 | Ryan Johnson   | 4/23/2019 | at WKU     |
| 13 | Tristan Pompey | 2/21/2016 | Dayton     |
| 13 | Lance Ray      | 5/11/2010 | at Indiana |
| 12 | T.J. Collett   | 4/25/2021 | Alabama    |

### PITCHING

#### Hit By Pitch

3 Eight times

#### Innings

9.2 Zack Brown 4/22/2016 Arkansas

#### Strikeouts

|    |                     |           |                |
|----|---------------------|-----------|----------------|
| 13 | Zack Thompson (L)   | 3/29/2019 | Georgia        |
| 13 | Sean Hjelle (R)     | 2/23/2018 | Oakland        |
| 13 | Alex Meyer (R)      | 3/12/2011 | Niagara        |
| 13 | Alex Meyer (R)      | 2/20/2011 | Miami (OH)     |
| 12 | Zack Lee (R)        | 5/7/2023  | South Carolina |
| 12 | Mason Hazelwood (L) | 3/13/2021 | Georgia St.    |
| 12 | Dustin Beggs (R)    | 5/2/2015  | Vanderbilt     |
| 12 | Corey Littrell (L)  | 3/31/2013 | Georgia        |
| 12 | Jerad Grundy (L)    | 3/2/2013  | Akron          |

#### Walks Issued

9 Zach Haake 3/31/2018 at Alabama

#### Hits Allowed

|    |                |           |            |
|----|----------------|-----------|------------|
| 15 | Jerad Grundy   | 3/31/2013 | Georgia    |
| 15 | Aaron Tennyson | 4/28/2006 | Vanderbilt |
| 14 | Dustin Beggs   | 5/13/2016 | Ole Miss   |

#### Runs Allowed

|    |                  |           |             |
|----|------------------|-----------|-------------|
| 11 | Grant Macciocchi | 3/16/2019 | at LSU      |
| 11 | Justin Lewis     | 3/17/2018 | at Arkansas |

#### Most Hit Batters

4 Six times

### TEAM

#### Runs Scored

|    |                      |           |
|----|----------------------|-----------|
| 27 | vs. UT-Martin        | 3/10/2007 |
| 26 | vs. Ball State       | 3/8/2014  |
| 24 | vs. Ball State       | 3/7/2014  |
| 22 | at Mississippi State | 4/19/2009 |
| 21 | Five times           |           |

#### At-Bats

77 vs. Kent State (NCAA) 6/1/2012

#### Hits

|    |             |           |
|----|-------------|-----------|
| 24 | vs. Dayton  | 4/4/2012  |
| 22 | at Missouri | 4/14/2022 |

#### Doubles

|   |                      |           |
|---|----------------------|-----------|
| 8 | vs. Tennessee-Martin | 3/10/2007 |
| 8 | vs. Georgia          | 5/25/2006 |

#### Triples

3 at Furman 2/17/2007

#### Home Runs

7 Three times

#### Walks

|    |                      |           |
|----|----------------------|-----------|
| 15 | vs. Tennessee-Martin | 3/10/2007 |
| 14 | vs. Miami University | 3/26/2024 |

#### Hit By Pitch

|    |              |          |
|----|--------------|----------|
| 10 | vs. Monmouth | 3/6/2010 |
| 9  | vs. Indiana  | 6/4/2023 |

#### Stolen Bases

|   |                       |           |
|---|-----------------------|-----------|
| 8 | at Auburn             | 4/2/2010  |
| 7 | at USC Upstate        | 2/17/2024 |
| 7 | vs. Mississippi State | 3/18/2023 |

#### Runs Allowed

|    |               |           |
|----|---------------|-----------|
| 20 | at Indiana    | 3/15/2022 |
| 19 | at Florida    | 5/21/2011 |
| 19 | at Texas Tech | 4/16/2019 |

#### Strikeouts

26 vs. Kent State (NCAA) 6/1/2012

#### Strikeouts (9 inning game)

19 vs. Georgia State 3/13/2021

#### Walks Allowed

13 Three times

#### Home Runs Allowed

7 vs. Tennessee Tech 4/22/2014

#### Errors

6 vs. Murray State 3/15/2010

## SINGLE-GAME RECORDS, PLAYER (MINGIONE ERA)

### RUNS SCORED

|   |              |                     |         |
|---|--------------|---------------------|---------|
| 5 | Chase Estep  | vs. Georgia         | 3/27/22 |
|   | Ryan Johnson | at Western Kentucky | 4/23/19 |
| 4 | 11 times     |                     |         |

### HITS

|          |                   |                         |                |
|----------|-------------------|-------------------------|----------------|
| <b>5</b> | <b>NICK LOPEZ</b> | <b>VS. MURRAY STATE</b> | <b>3/12/24</b> |
|          | Jase Felker       | vs. Georgia             | 3/27/22        |
|          | Riley Mahan       | vs. LSU                 | 4/21/17        |

### RBI

|   |              |                  |         |
|---|--------------|------------------|---------|
| 8 | Luke Becker  | vs. Miami (Ohio) | 3/12/17 |
| 7 | Devin Burkes | vs. Wright State | 2/26/23 |
| 6 | 5 times      |                  |         |

### DOUBLES

|   |                |                      |         |
|---|----------------|----------------------|---------|
| 3 | Devin Burkes   | vs. Wright State     | 2/26/23 |
|   | Alex Rodriguez | at Western Carolina  | 4/11/18 |
|   | Troy Squires   | vs. Eastern Kentucky | 3/6/18  |
|   | Tristan Pompey | vs. Evansville       | 2/18/18 |

### HOME RUNS

|   |              |                     |         |
|---|--------------|---------------------|---------|
| 3 | T.J. Collett | vs. Alabama         | 4/25/21 |
|   | Ryan Johnson | at Western Kentucky | 4/23/19 |

### TOTAL BASES

|    |              |                     |         |
|----|--------------|---------------------|---------|
| 13 | Ryan Johnson | at Western Kentucky | 4/23/19 |
| 12 | T.J. Collett | vs. Alabama         | 4/25/21 |
| 10 | Riley Mahan  | vs. Vanderbilt      | 4/2/17  |

### HIT BY PITCH

|   |         |  |  |
|---|---------|--|--|
| 3 | 5 times |  |  |
|---|---------|--|--|

### STOLEN BASES

|   |              |                      |         |
|---|--------------|----------------------|---------|
| 5 | Jaren Shelby | vs. Eastern Kentucky | 2/26/19 |
| 3 | Seven times  |                      |         |

### HITS ALLOWED

|    |              |                   |         |
|----|--------------|-------------------|---------|
| 13 | Justin Lewis | at Arkansas       | 3/17/18 |
| 12 | Cole Stupp   | vs. LSU           | 4/9/21  |
| 11 | Jimmy Ramsey | at Florida        | 4/26/19 |
|    | Sean Hjelle  | vs. LSU           | 5/25/17 |
|    | Sean Hjelle  | at North Carolina | 2/17/17 |

### RUNS ALLOWED

|    |                  |                    |         |
|----|------------------|--------------------|---------|
| 11 | Grant Macciocchi | at LSU             | 3/16/18 |
|    | Justin Lewis     | at Arkansas        | 3/17/18 |
| 10 | Zach Haake       | vs. South Carolina | 4/7/18  |
|    | Sean Hjelle      | vs. LSU            | 5/25/17 |
| 9  | Sean Hjelle      | vs. St. Joseph's   | 2/24/17 |

### STRIKEOUTS

|    |                 |                    |         |
|----|-----------------|--------------------|---------|
| 13 | Zack Thompson   | vs. Georgia        | 3/29/19 |
|    | Sean Hjelle     | vs. Oakland        | 2/23/18 |
| 12 | Zack Lee        | vs. South Carolina | 5/7/23  |
|    | Mason Hazelwood | vs. Georgia State  | 3/13/21 |

### HOME RUNS ALLOWED

|   |              |             |         |
|---|--------------|-------------|---------|
| 4 | Justin Lewis | at Arkansas | 3/17/18 |
|   | Zach Logue   | at Missouri | 4/15/17 |
| 3 | Seven times  |             |         |

### MISC. RECORD/STREAKS

Most Runs in an Inning: 14, at Southern Illinois, 2023

Overall Winning Streak: 17 (2023)

Single-Season Winning Streak: 17 (2023)

SEC Winning Streak: 7 (2024)

Overall Losing Streak: Five (2021)

SEC Losing Streak: 11 from 2018-19

Home Winning Streak: 16 in 2023

Home Losing Streak: 6 in 2019

Road Winning Streak: 7 in 2023

Road Losing Streak: 7 in 2019

Largest Comeback: 8 vs. Western Michigan in 2022

## SINGLE-SEASON RECORDS, PLAYER (MINGIONE ERA)

\*Note: 2020 Covid-shortened season not included; Min. 1 AB/Game; 25 innings pitched

### BATTING AVERAGE

|      |                |      |
|------|----------------|------|
| .373 | Evan White     | 2017 |
| .361 | Tristan Pompey | 2017 |
| .352 | Kole Cottam    | 2018 |
|      | Zach Reks      | 2017 |
| .349 | Ryan Johnson   | 2019 |

### SLUGGING PERCENTAGE

|      |              |      |
|------|--------------|------|
| .691 | Luke Heyer   | 2018 |
| .667 | Kole Cottam  | 2018 |
| .637 | Evan White   | 2017 |
| .618 | Riley Mahan  | 2017 |
| .607 | T.J. Collett | 2021 |

### ON-BASE PERCENTAGE

|      |                |      |
|------|----------------|------|
| .491 | Jackson Gray   | 2023 |
| .464 | Tristan Pompey | 2017 |
| .461 | Zach Reks      | 2017 |
| .453 | Evan White     | 2017 |
| .448 | Tristan Pompey | 2018 |

### RUNS SCORED

|    |                |      |
|----|----------------|------|
| 70 | Tristan Pompey | 2017 |
| 70 | Jackson Gray   | 2023 |
| 58 | Riley Mahan    | 2017 |
| 57 | Chase Estep    | 2022 |
| 55 | Devin Burkes   | 2023 |
| 53 | Jase Felker    | 2023 |

### HITS

|    |                |      |
|----|----------------|------|
| 96 | Tristan Pompey | 2017 |
| 88 | Riley Mahan    | 2017 |
| 86 | Zach Reks      | 2017 |
| 79 | Evan White     | 2017 |
| 77 | Kole Cottam    | 2018 |
| 74 | Jackson Gray   | 2023 |

### DOUBLES

|    |                |      |
|----|----------------|------|
| 24 | Evan White     | 2017 |
| 23 | Riley Mahan    | 2017 |
| 20 | Tristan Pompey | 2018 |
| 18 | Devin Burkes   | 2023 |
|    | Tristan Pompey | 2017 |
| 17 | Chase Estep    | 2022 |
|    | Ryan Shinn     | 2019 |
|    | Luke Heyer     | 2018 |

### TRIPLES

|   |               |      |
|---|---------------|------|
| 6 | Jackson Gray  | 2023 |
| 3 | Jase Felker   | 2023 |
|   | Marcus Carson | 2017 |
|   | Riley Mahan   | 2017 |

### HOME RUNS

|    |              |      |
|----|--------------|------|
| 19 | Kole Cottam  | 2018 |
| 18 | Luke Heyer   | 2018 |
| 16 | T.J. Collett | 2021 |
| 15 | Riley Mahan  | 2017 |
| 13 | Three times  |      |

### RBI

|    |                |      |
|----|----------------|------|
| 71 | Hunter Gilliam | 2023 |
| 67 | Riley Mahan    | 2017 |
| 57 | Luke Heyer     | 2018 |
| 53 | Devin Burkes   | 2023 |

### WALKS

|    |                |      |
|----|----------------|------|
| 46 | Tristan Pompey | 2017 |
| 42 | Zach Reks      | 2017 |
| 42 | Emilien Pitre  | 2023 |
| 41 | Jackson Gray   | 2023 |
| 40 | Chase Estep    | 2022 |
| 39 | Trey Dawson    | 2018 |

### STOLEN BASES

|           |                      |             |
|-----------|----------------------|-------------|
| 22        | Austin Schultz       | 2021        |
| 21        | Jase Felker          | 2023        |
| 20        | Emilien Pitre        | 2023        |
| 19        | Jackson Gray         | 2023        |
| 17        | Ryan Waldschmidt     | 2023        |
| 17        | Breydon Daniel       | 2019        |
| <b>16</b> | <b>Emilien Pitre</b> | <b>2024</b> |

### LOWEST ERA

|      |                           |      |
|------|---------------------------|------|
| 0.93 | Darren Williams (29.0 IP) | 2022 |
| 1.59 | Tyler Guilfoil (51.0 IP)  | 2022 |
| 1.80 | Mason Moore (55.0 IP)     | 2023 |
| 1.95 | Logan Salow (55.1 IP)     | 2017 |
| 2.13 | Mason Hazelwood (25.1 IP) | 2021 |
| 2.40 | Zack Thompson (90.0 IP)   | 2019 |

### LOWEST OPPONENT AVERAGE

|      |                          |      |
|------|--------------------------|------|
| .156 | Tyler Guilfoil (51.0 IP) | 2022 |
| .164 | Chris Machamer (34.0 IP) | 2017 |
| .164 | Mason Moore (55.0)       | 2023 |
| .184 | Zack Thompson (90.0 IP)  | 2019 |

### VICTORIES

|          |                    |             |
|----------|--------------------|-------------|
| 11       | Sean Hjelle        | 2017        |
| 8        | Zack Thompson      | 2017        |
| <b>7</b> | <b>Mason Moore</b> | <b>2024</b> |
|          | Sean Hjelle        | 2018        |
|          | Justin Lewis       | 2018        |
|          | Zach Logue         | 2017        |

### SAVES

|    |                |      |
|----|----------------|------|
| 12 | Logan Salow    | 2017 |
| 10 | Chris Machamer | 2018 |
| 6  | Tyler Guilfoil | 2022 |
|    | Sean Harney    | 2021 |
| 5  | Carson Coleman | 2019 |

### APPEARANCES

|    |               |      |
|----|---------------|------|
| 31 | Logan Salow   | 2017 |
| 28 | Daniel Harper | 2019 |
|    | Cole Daniels  | 2019 |
| 26 | Daniel Harper | 2022 |
|    | Cole Ayers    | 2019 |
|    | Jimmy Ramsey  | 2018 |

### INNINGS PITCHED

|       |               |      |
|-------|---------------|------|
| 108.2 | Sean Hjelle   | 2017 |
| 99.1  | Sean Hjelle   | 2018 |
| 91.0  | Justin Lewis  | 2017 |
| 90.0  | Zack Thompson | 2019 |
| 87.0  | Zach Logue    | 2017 |

### STRIKEOUTS

|     |               |      |
|-----|---------------|------|
| 130 | Zack Thompson | 2019 |
| 102 | Sean Hjelle   | 2017 |
| 96  | Zack Thompson | 2017 |
| 92  | Justin Lewis  | 2018 |
| 91  | Sean Hjelle   | 2018 |