

32-7 (15-3 SEC)

FEBRUARY

16	AT USC UPSTATE~	W, 11-7
17	AT USC UPSTATE	W, 3-0
18	AT USC UPSTATE~	W, 9-3
20	MOREHEAD STATE	W, 9-5
23	VS. WASHINGTON STATE^*	L, 6-4
24	VS. TEXAS STATE^*	W, 11-5
25	VS. KANSAS^*	W, 8-5
27	WESTERN KENTUCKY	W, 5-0

MARCH

1	LIPSCOMB	W, 7-4
2	LIPSCOMB	W, 16-1 (7)
3	LIPSCOMB	W, 9-1
5	EASTERN KENTUCKY	W, 10-0 (7)
6	AT EASTERN KENTUCKY~	W, 5-2
8	KENNESAW STATE	L, 13-1 (8)
9	KENNESAW STATE	L, 10-2
10	KENNESAW STATE	W, 5-2
12	MURRAY STATE	W, 10-6
15	#25 GEORGIA	W, 16-10
16	#25 GEORGIA	W, 9-3
17	#25 GEORGIA	W, 12-2 (7)
19	EVANSVILLE	W, 11-3
22	AT MISSOURI	W, 9-4 (11)
23	AT MISSOURI	L, 2-1
24	AT MISSOURI+	W, 7-6
26	MIAMI UNIVERSITY	W, 9-5
29	AT #22 OLE MISS	W, 5-3
30	AT #22 OLE MISS	W, 17-9
31	AT #22 OLE MISS	W, 15-1 (7)

APRIL

2	LOUISVILLE+	PPD.
5	#11 ALABAMA	W, 6-2
6	#11 ALABAMA	W, 7-0
7	#11 ALABAMA+	W, 10-1
9	AT SAMFORD	L, 9-7
11	AT AUBURN&	W, 6-5
12	AT AUBURN	W, 9-1
13	AT AUBURN	W, 13-8
16	AT LOUISVILLE^	W, 17-13
19	#2 TENNESSEE	W, 5-3
20	#2 TENNESSEE	L, 9-4
21	#2 TENNESSEE	L, 13-11
26	#19 AT SOUTH CAROLINA	7 P.M.
27	#19 AT SOUTH CAROLINA+	6 P.M.
28	#19 AT SOUTH CAROLINA+	3 P.M.

MAY

3	ARKANSAS	6:30 P.M.
4	ARKANSAS	2 P.M.
5	ARKANSAS	1 P.M.
7	AT XAVIER!	3 P.M.
10	AT FLORIDA	6:30 P.M.
11	AT FLORIDA+	NOON
12	AT FLORIDA+	NOON
14	WRIGHT STATE	6:30 P.M.
16	VANDERBILT	6:30 P.M.
17	VANDERBILT	6:30 P.M.
18	VANDERBILT	2 P.M.

Home and all SEC games on SECN+ unless otherwise noted; *D1Baseball.com; +SEC Network; &ESPN; ~ESPN+; ^ACC Network; !FloSports

*Karbach Round Rock Classic (Round Rock, Texas)

AT THE BALLPARK



#4 KENTUCKY AT #19 SOUTH CAROLINA

APRIL 26-28 • 7 PM ET / 6 / 3
FOUNDERS PARK • COLUMBIA, S. CAR.



#4 KENTUCKY WILDCATS

2024 RECORD: 31-7 (15-3 SEC)
COACH: NICK MINGIONE
OVERALL RECORD: 248-157 (.612) - 8TH YEAR
AT UK: SAME

#19 SO. CAROLINA GAMECOCKS

2024 RECORD: 27-13 (9-9 SEC)
COACH: MARK KINGSTON
OVERALL RECORD: 480-323-1 (.598) - 15TH YEAR
AT So. CAROLINA: 207-143 (.591) - 7TH YEAR

DATE/TIME: APRIL 26-28, 2024 | 7 P.M. ET / 6 / 3
LOCATION (FACILITY): COLUMBIA, S. CAR. (FOUNDERS PARK)
ALL-TIME SERIES: SOUTH CAROLINA LEADS 58-45 (34-14 IN COLUMBIA)
RADIO: UK SPORTS NETWORK; UKATHLETICS.COM (630 AM-WLAP LOCALLY)
TV/ONLINE: FRI. - SECN+; SAT. & SUN. - SEC NETWORK
LIVE STATS: UKATHLETICS.COM

NO. 4 KENTUCKY HEADS TO PALMETTO STATE FOR SEC EAST BATTLE

- KENTUCKY HAS HIT 20 HOME RUNS IN ITS PAST SIX SEC GAMES.
- KENTUCKY IS OFF TO THE SECOND-BEST START IN PROGRAM HISTORY.
- KENTUCKY IS 10-2 VS. RANKED TEAMS THIS SEASON AND ITS 13 QUAD 1 WINS ARE THE MOST IN DIVISION I.
- AT 14-1 IN SEC PLAY, KENTUCKY GOT OFF TO THE BEST LEAGUE START IN ITS HISTORY, WON 11 STRAIGHT SEC GAMES FOR THE FIRST TIME AND LED THE SANDINGS BY TWO GAMES AT THE MIDPOINT.
- KENTUCKY GOT OFF TO AT LEAST A 9-1 START FOR THE SECOND STRAIGHT SEASON. NO SEC TEAM HAS ACCOMPLISHED THAT FEAT IN THE PAST 32 SEASONS.
- COACH NICK MINGIONE HAS 248 CAREER WINS, THIRD ON UK'S ALL-TIME LIST. HE HAS THE HIGHEST WINNING PERCENTAGE OF ANY COACH WHO HAS SKIPPED AT LEAST 100 GAMES FOR THE WILDCATS.
- UK IS RANKED 3RD IN THE RPI, 4TH IN THE D1BASEBALL/NCAA POLL, 5TH IN THE USA TODAY COACHES POLL, 6TH IN NCBWA, 7TH IN BASEBALL AMERICA AND 8TH IN THE PERFECT GAME TOP 25.
- NATIONALLY, THE CATS RANK: ERA (18), TOTAL SB (22), SHUTOUTS (12), SCORING (28), SLUGGING (34), OBP (34), HBP (29), AND WHIP (5).
- KENTUCKY HAS STOLEN AT LEAST 53 BASES IN EACH OF THE SIX FULL SEASONS MINGIONE HAS BEEN HEAD COACH AND HAS HAD MORE THAN 75 FOUR TIMES AND HAS BEEN SUCCESSFUL MORE THAN 77 PERCENT OF THE TIME.
- KENTUCKY IS 81-OF-102 IN 2024.
- KENTUCKY'S 13 ROAD WINS ARE THE MOST OF ANY TEAM IN THE SEC AND MOST IN PROGRAM HISTORY.
- KENTUCKY'S EIGHT SEC ROAD WINS ARE THE SECOND-MOST IN PROGRAM HISTORY (9, 2017) AND TWO SERIES REMAIN.
- KENTUCKY HIRED FORMER STAR AUSTIN COUSINO AS AN ASSISTANT COACH IN THE OFFSEASON, BROUGHT IN FORMER MISSISSIPPI STATE PITCHER AND 2013 COLLEGE WORLD SERIES STARTER TREVOR FITTS AS DIRECTOR OF PLAYER DEVELOPMENT AND FORMER UK ALL-AMERICAN LOGAN SALOW AS A GRADUATE MANAGER.
- COUSINO WAS A FORMER ALL-AMERICAN, GOLD GLOVER AND TWO-TIME USA BASEBALL MEMBER WHILE AT KENTUCKY.
- SENIOR INF NICK LOPEZ AND INF EMILIE PITRE EACH HAVE 14 DOUBLES TO RANK 3RD IN THE SEC.
- JUNIOR OF RYAN WALDSCHMIDT HAS HOMERED FOUR TIMES AND DRIVEN IN 11 RUNS IN THE LAST FOUR GAMES. HE RANKS 4TH IN THE SEC IN OBP AND 6TH IN STEALS. HE'S REACHING BASE MORE THAN HALF THE TIME AND OWNS A 10-GAME HIT STREAK.
- LOPEZ WENT 5-FOR-5 VS. MURRAY STATE TO BECOME THE THIRD PLAYER IN MINGIONE ERA WITH FIVE HITS IN A GAME.
- SENIOR INF RYAN NICHOLSON HAS EIGHT HOMERS IN HIS LAST NINE GAMES.
- JUNIOR C DEVIN BURKES PICKED UP HIS 100TH CAREER HIT LAST WEEKEND AT OLE MISS, JUNIOR IF EMILIE PITRE ALSO RECENTLY PICKED UP HIS 100TH, SENIOR NICK LOPEZ GRABBED HIS 150TH AT AUBURN AND SENIOR RYAN NICHOLSON HIS 200TH THE SAME WEEKEND.
- SENIOR IF GRANT SMITH AND SENIOR IF RYAN NICHOLSON EACH HAVE RECORDED THEIR 200TH CAREER HIT THIS SEASON.
- SENIOR IF MITCHELL DALY PLAYED IN TWO COLLEGE WORLD SERIES AND A SUPER REGIONAL WHILE AT TEXAS.
- SENIOR RP JOHNNY HUMMEL HAS 23 CAREER SAVES AND 180 STRIKEOUTS IN 118.2 CAREER INNINGS PITCHED.
- UK HAS FIVE PLAYERS WITH AT LEAST 15 CAREER STOLEN BASES AND THREE WITH 30+.
- LHP DOMINIC NIMAN WAS THE SEC PITCHER OF THE WEEK AFTER THROWING A THREE-HIT SHUTOUT VS. ALABAMA.
- RHP MASON MOORE THREW SEVEN ONE-HIT INNINGS VS. KENNESAW STATE TO BECOME THE FIRST UK PITCHER TO DO THAT SINCE ZACK LEE IN 2021 AND JUST THE SECOND OVERALL AT UK SINCE 2018.
- JUNIOR RHP ROBERT HOGAN AND HUMMEL HAVE ALLOWED JUST 14 HITS IN 43.0 INNINGS PITCHED.
- TEAM SPORTS VIDEOGRAPHER MYLES LOGSDON WILL BE WORKING FOR USA BASEBALL THIS SUMMER.

PITCHING PROBABLES

FRIDAY - (UK) RHP TREY POOSER (3-0, 4.17) vs. (SC) RHP ROMAN KIMBALL (2-1, 4.24)
SATURDAY - (UK) LHP DOMINIC NIMAN (7-3, 4.08) vs. (SC) RHP EL JONES (3-1, 3.47)
SUNDAY - (UK) RHP MASON MOORE (7-0, 3.98) vs. (SC) TBA

2024 QUICK FACTS

University of Kentucky

Location: Lexington, Ky.
 Founded: 1865
 Nickname: Wildcats
 Colors: Blue (PMS 286) and White
 Conference: Southeastern (Eastern Division)
 President: Dr. Eli Capilouto (Alabama, 1971)
 Faculty Representative: Joseph L. Fink
 (Philadelphia College of Pharmacy and Science, 1970)

Coaching Staff

Head Coach: Nick Mingione (Embry-Riddle, 2000)
 Career Record: 248-157 (.612); 8th season
 Record at UK: Same
 Best Time to Call: Contact SID
 Assistant Coach: Dan Roszel, 5th season (North Florida, 2000)
 Assistant Coach: Austin Cousino, 1st season (Kentucky, 2016)
 Assistant Coach: Nick Ammirati, 3rd season (Miss. State, 2013)
 Director of Operations: Brock Doud
 Director of Communications/PR: Matt May
 matt.may@uky.edu; (859) 806-7463 (cell); (859) 257-8504 (office)

2023 Review

Overall Record: 40-21
 Home: 26-6
 Away: 11-13
 Neutral: 3-2
 Conference Record: 16-14
 Home: 11-4
 Away: 5-10
 Conference Finish: T-4th-East

History

All-Time Record: 2,055-1,926-25 (.516) through 2023
 All-Time Conference Record: 769-1,023-8 (.429)
 All-Time Conference Tournament Record: 25-40 (.385)
 Conference Tournament Titles: none
 Conference Titles: one (2006)
 NCAA Tournament Appearances: 10
 NCAA Tournament Record: 22-21 (.511)
 Super Regional Appearances: two (2017, 2023)
 College World Series Appearances: none



2024 PLAYER HONORS

DEVIN BURKES

- MR. WILDCAT (2024)
- PRESEASON ALL-SEC, SECOND-TEAM (COACHES)
- BUSTER POSEY NATIONAL CATCHER OF THE YEAR WATCH LIST, 2024
- BOBBY BRAGAN NATIONAL COLLEGIATE SLUGGER WATCH LIST, 2024
- TOP 10 CATCHER (D1BASEBALL)

EVAN BYERS

- FRANK G. HAM SOCIETY OF CHARACTER (UNIV. OF KENTUCKY)

MITCHELL DALY

- ROUND ROCK CLASSIC ALL-TOURNAMENT TEAM
- TOP 30 COLLEGE SENIOR (PERFECT GAME)

RYAN HAGENOW

- TOP 30 COLLEGE SENIOR (PERFECT GAME)

JOHNNY HUMMEL

- MIDSEASON STOPPER OF THE YEAR WATCH LIST (NCBWA)

MASON MOORE

- PRESEASON ALL-AMERICA, THIRD TEAM (NCBWA)
- TOP 60 STARTING PITCHER (D1BASEBALL)

RYAN NICHOLSON

- TOP 40 FIRST BASEMAN (D1BASEBALL)
- TOP 100 TRANSFERS (D1BASEBALL)

DOMINIC NIMAN

- SEC PITCHER OF THE WEEK (APRIL 8, 2024, WEEK 8)
- NCAA BASEBALL PITCHER OF THE WEEK (APRIL 10, 2024, WEEK 8)
- D1BASEBALL.COM SEC EXTRA PITCHER OF THE WEEK (APRIL 8, 2024, WEEK 8)
- PRESEASON ALL-AMERICA, FIRST TEAM (NCBWA)
- TOP 100 TRANSFERS (D1BASEBALL)
- TOP 150 STARTING PITCHER (D1BASEBALL)

EMILIEN PITRE

- ROUND ROCK CLASSIC ALL-TOURNAMENT TEAM
- TOP 10 SECOND BASEMAN (D1BASEBALL)

GRANT SMITH

- TOP 40 SHORTSTOPS (D1BASEBALL)

TRAVIS SMITH

- TOP 50 STARTING PITCHER (D1BASEBALL)
- No. 71 2024 MLB DRAFT PROSPECT (MLB.COM)
- TOP 200 2024 MLB DRAFT BOARD (PERFECT GAME)

RYAN WALDSCHMIDT

- No. 98 2024 MLB DRAFT PROSPECT (D1 BASEBALL)
- TOP 200 MLB DRAFT BOARD (PERFECT GAME)

2024 ROSTER

NUMERICAL ROSTER

No.	Name	Pos.	B/T	Ht.	Wt.	Cl.	Hometown/Previous School
0	Jake Titus	RHP	L/R	6-4	200	FR	Ottawa, Kan./Ottawa HS
1	Patrick Herrera	IF	R/R	6-2	190	JR	Mesa, Ariz./Northwestern University
2	Mitchell Daly	IF	R/R	6-1	190	SR	Madison, Ala./Texas
4	Émilien Pitre	IF	L/R	5-11	185	JR	Repentigny, Quebec/Felix-Leclerc HS
6	Reuben Church	IF	R/R	6-2	225	SR	Maryville, Tenn./Maryville HS
7	Devin Burkes	C	R/R	6-3	215	R-JR	Bradenton, Fla./Villages Charter HS
8	Ty Crittenberger	OF	R/R	6-0	180	GR	Lighthouse Point, Fla./Western Kentucky
9	Nick Lopez	IF	S/R	6-2	205	GR	Santa Ana, Calif./Santa Ana CC/Southern Cal
10	Cameron O'Brien	RHP	R/R	6-5	220	GR	Wake Forest, N. Car./Campbell
11	Colby Frieda	RHP	R/R	6-3	240	JR	St. John's, Fla./Creekside HS
12	Grant Smith	IF	R/R	6-0	200	SR	Albuquerque, N.M./Univ. of Incarnate Word
13	James McCoy	IF	S/R	6-4	215	R-SO	Port St. Joe, Fla./Wesleyan (Ga.) HS
14	Ben Higdon	OF	L/R	6-3	205	JR	Paducah, Ky./John A. Logan College
16	Landon Franklin	IF	R/R	6-2	190	FR	Cleveland, Tenn./Walker Valley HS
17	Ethan Hindle	IF	R/R	6-1	200	FR	Delafield, Wisc./Arrowhead HS
19	Nolan McCarthy	OF	R/R	6-0	205	R-JR	Kalamazoo, Mich./Portage Northern HS
20	Mason Moore	RHP	R/R	6-4	230	JR	Morehead, Ky./Rowan County Senior HS
21	Ryan Waldschmidt	OF/IF	R/R	6-2	205	JR	Bradenton, Fla./Charleston Southern
22	Dominic Niman	LHP	L/L	6-3	225	GR	West Hartford, Conn./Cen. Connecticut State
24	Ryan Hagenow	RHP	R/R	6-5	215	SR	Knoxville, Tenn./Farragut HS
25	Ryan Nicholson	IF	L/L	6-4	225	GR	Louisville, Ky./Univ. of Cincinnati
26	Drew Lafferty	RHP	R/R	6-1	200	R-FR	South Park, Pa./South Park HS
28	Hayden Smith	LHP	L/L	6-2	205	R-FR	Nicholasville, Ky./West Jessamine HS
29	Robert Hogan	RHP	R/R	6-0	190	JR	North Oaks, Minn./Texas A&M
33	Travis Smith	RHP	R/R	6-4	215	R-SO	Walton, Ky./Walton-Verona HS
34	Lukas Schramm	OF	R/R	6-3	215	R-FR	Apex, N.C./Pro5 Baseball Academy
35	Blake Bowen	UTIL	L/R	6-2	195	FR	Wooster, Ohio/Wooster HS
36	Carson Applegate	RHP	R/R	6-0	190	R-FR	Columbus, N.J./The Hun HS
39	Cooper Robinson	RHP	R/R	6-5	225	JR	Folsom, Calif./Univ. of California-Irvine
40	Zach Hise	RHP	R/R	6-5	215	JR	Joliet, Ill./Missouri
41	Evan Byers	LHP	L/L	5-11	185	R-JR	Nicholasville, Ky./Lexington Christian Academy
42	Griffin Cameron	OF	L/L	6-1	175	FR	Lexington, Ky./Lexington Catholic HS
43	Jackson Nove	LHP	L/L	6-5	225	JR	Fairfax, Iowa/Prairie HS
47	Kyuss Gargett	IF	S/R	6-1	180	FR	Anderson, Ind./Cathedral HS
48	Ben Cleaver	LHP	L/L	6-3	180	FR	Chapel Hill, Tenn./Independence HS
49	Johnny Hummel	RHP	R/R	6-0	175	GR	Charlotte, N. Car./Erskine College
50	Evan Hart	LHP	R/L	6-5	200	FR	Harrodsburg, Ky./Mercer County HS
51	Trey Pooser	RHP	R/R	6-4	205	GR	Hanahan, S. Car./College of Charleston
52	Austin Fawley	C/IF	R/R	6-2	190	R-FR	West Palm Beach, Fla./Park Vista Community School
54	Eli Small	C/OF	L/R	6-1	190	FR	Elkhorn, Neb./Elkhorn South HS
55	Tommy Skelding	RHP	R/R	6-3	200	FR	Atwater, Ohio/Marlington HS

ALPHABETICAL

36	Carson Applegate	RHP
35	Blake Bowen	UTIL
7	Devin Burkes	C
41	Evan Byers	LHP
42	Griffin Cameron	OF
6	Reuben Church	IF
48	Ben Cleaver	LHP
8	Ty Crittenberger	OF
2	Mitchell Daly	IF
52	Austin Fawley	C/INF
16	Landon Franklin	IF
11	Colby Frieda	RHP
47	Kyuss Gargett	IF
24	Ryan Hagenow	RHP
50	Evan Hart	LHP
1	Patrick Herrera	IF
14	Ben Higdon	OF
17	Ethan Hindle	IF
40	Zach Hise	RHP
29	Robert Hogan	RHP
49	Johnny Hummel	RHP
26	Drew Lafferty	RHP
9	Nick Lopez	IF
19	Nolan McCarthy	OF
13	James McCoy	IF
20	Mason Moore	RHP
25	Ryan Nicholson	IF
22	Dominic Niman	LHP
43	Jackson Nove	LHP
10	Cameron O'Brien	RHP
4	Émilien Pitre	IF
51	Trey Pooser	RHP
39	Cooper Robinson	RHP
34	Lukas Schramm	OF
55	Tommy Skelding	RHP
54	Eli Small	C/OF
12	Grant Smith	IF
28	Hayden Smith	LHP
33	Travis Smith	RHP
0	Jake Titus	RHP
21	Ryan Waldschmidt	OF/IF

COACHING STAFF

Head Coach: Nick Mingione (Embry-Riddle, 2000)
Career Record (all at Kentucky): 248-157 (.612); 8th season

Assistant Coach/Pitching: Dan Roszel, #15 (North Florida, 2000)

Assistant Coach/Recruiting Coordinator: Austin Cousino, #91 (Kentucky, 2016)

Assistant Coach: Nick Ammirati, #45 (Mississippi State, 2013)

Director of Operations: Brock Doud

Director of Player Development: Trevor Fitts

PRONUNCIATION GUIDE

Ammirati	Am-uh-rah-tee
Cousino	Coo-suh-no
Daly	Day-lee
Émilien Pitre	En-milly-en Peetree
Frieda	Cole-bee Free-duh
Kyuss Gargett	KY-us GAR-get
Hagenow	Hey-guh-now
Mingione	Min-G-own
Niman	NEYE-man
Nove	No-Vee
Pooser	Poo-zer
Roszel	ROSE-el

2024 SOCIAL MEDIA ROSTER

NAME	TWITTER
CARSON APPLGATE	@CAPPLE_5
BLAKE BOWEN	@BLAKEBOWEN24
HUDSON BROWN	@HBBROWN2318
DEVIN BURKES	@DEVIN_BURKES
EVAN BYERS	@EVAN_BYERS21
GRIFFIN CAMERON	@GRIFCAMERON15
REUBEN CHURCH	@REUBEN_CHURCH12
BEN CLEAVER	@BEN34CLEAVER
TY CRITTENBERGER	@CRITTENBERGERTY
MITCHELL DALY	N/A
AUSTIN FAWLEY	@FAWLEY_AUSTIN
LANDON FRANKLIN	@LANDONFRANKLIN_
COLBY FRIEDA	@FRIEDA.COLBY
KYUSS GARGETT	@KYUSSG2
RYAN HAGENOW	@HAGENOWRYAN
EVAN HART	@EVAN23HART
PATRICK HERRERA	@PATRICKCHERRERA
BEN HIGDON	@BENHIGDON4
ETHAN HINDLE	@EHINDLE_27
ZACH HISE	@ZACHHISE24
ROBERT HOGAN	@ROBERTHOGAN1423
JOHNNY HUMMEL	@HUMMELJOHNNY
DREW LAFFERTY	N/A
NICK LOPEZ	@NICK34LOPEZ
NOLAN MCCARTHY	@NOLANMCCARTHY9
JAMES MCCOY	@J_MCCOY2021
MASON MOORE	@MASONMOORE_20
RYAN NICHOLSON	@RYNICHOLSON25
DOMINIC NIMAN	@DOMNIMAN
JACKSON NOVE	@JACKSON_NOVE
CAMERON O'BRIEN	@CAMERONOBRIEN_1
EMILIEN PITRE	@EMILIEN_PITRE
TREY POOSER	@POOSERTREY
JACOB PRICE	@JACOBPRICE3219
COOPER ROBINSON	@COOP_ROBINSON
RAYMOND SAATMAN	@RAYMONDSAATMAN
LUKAS SCHRAMM	@BATTERINSCHRAMM
TOMMY SKELDING	@TOMMYSKELDING
JOSH SKOWRONSKI	@SKOWRONSKI_JOSH
ELI SMALL	@SMALLELI
GRANT SMITH	@GRANTSMITHNM
HAYDEN SMITH	@HAYDENSMITH013
TRAVIS SMITH	@TRAVISS1109
JAKE TITUS	@JAKETITUS4
RYAN WALDSCHMIDT	@RYANWALDY21
COACH MINGIONE	@COACH_MINGIONE
COACH COUSINO	@STR8CHED
COACH ROSZEL	@ROSZELD
COACH AMMIRATI	@COACH_AMMO17

NAME	INSTAGRAM
CARSON APPLGATE	@CARSON_APPLEGATE
BLAKE BOWEN	@BLAKEBOWEN24
HUDSON BROWN	@H_BROWN_18
DEVIN BURKES	@DB_GO_HARD24
EVAN BYERS	@EVAN_BYERS21
GRIFFIN CAMERON	@GRIFFIN_CAMERON
REUBEN CHURCH	@REU6EN
BEN CLEAVER	@BEN34CLEAVER
TY CRITTENBERGER	@T.Y.954
MITCHELL DALY	@MITCHDALY19
AUSTIN FAWLEY	@AUSTIN.FAWLEY
LANDON FRANKLIN	@LANDON_FRANKLIN28
COLBY FRIEDA	@COLBY_FRIEDA
KYUSS GARGETT	@_KYUSS
RYAN HAGENOW	@RYANHAGENOW
EVAN HART	@EVANHART.23
PATRICK HERRERA	@PATRICKHERRERA2
BEN HIGDON	@BENHIGDON4
ETHAN HINDLE	@ETHAN.HINDLE27
ZACH HISE	@ZACHHISE
ROBERT HOGAN	@ROBERT_HOGAN23
JOHNNY HUMMEL	@JOHNNY.HUMMEL49
DREW LAFFERTY	@DREW.LAFFERTY
NICK LOPEZ	@DIMITRI.LOPEZ_
NOLAN MCCARTHY	@NOLAN_MCCARTHY
JAMES MCCOY	@J.MCCOY13
MASON MOORE	@MASONMOORE20
RYAN NICHOLSON	@RYAN_NICHOLSON25
DOMINIC NIMAN	@DOMNIMAN
JACKSON NOVE	@JACKSON.NOVE
CAMERON O'BRIEN	@CAMERON.OBRIEN18
EMILIEN PITRE	@EMILIEN_PITRE
TREY POOSER	@T.POOSER
JACOB PRICE	@JACOB.PRICE32
COOPER ROBINSON	@COOP.ROBINSON
RAYMOND SAATMAN	@RAYMONDSAATMAN
LUKAS SCHRAMM	@LUKASSCHRAMM_
TOMMY SKELDING	@TOMMYSKELDING
JOSH SKOWRONSKI	@_SKRONK
ELI SMALL	@ELI.SMALL1313
GRANT SMITH	@_GRANT.SMITH_
HAYDEN SMITH	@HAYDENBSMITH
TRAVIS SMITH	@TSMITH.9
JAKE TITUS	@JAKETITUS4
RYAN WALDSCHMIDT	@RYANWALDSCHMIDT



GRANT
SMITH

SEBALL KENTUCKY BASEBALL KENTUCKY BASEBALL KENTUCKY BAS

Kentucky

GRANT SMITH

D1BASEBALL.COM

Smith has been compared to former big leaguer Adam Everett in that he's not the flashiest defender but he's a guy who will make every routine play (and some of the not routine plays) look routine.

OMBIGBLUEN

NOLAN
McCARTHY



SEBALL KENTUCKY BASEBALL KENTUCKY BASEBALL KENTUCKY BAS

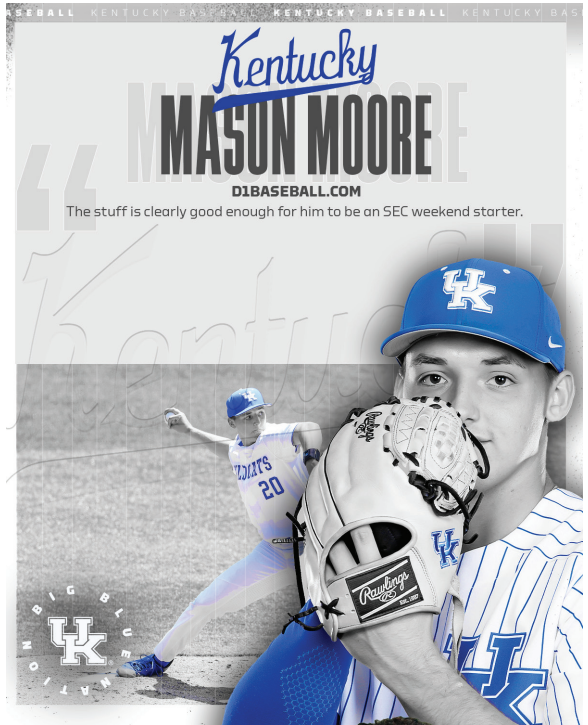
Kentucky

NOLAN MCCARTHY

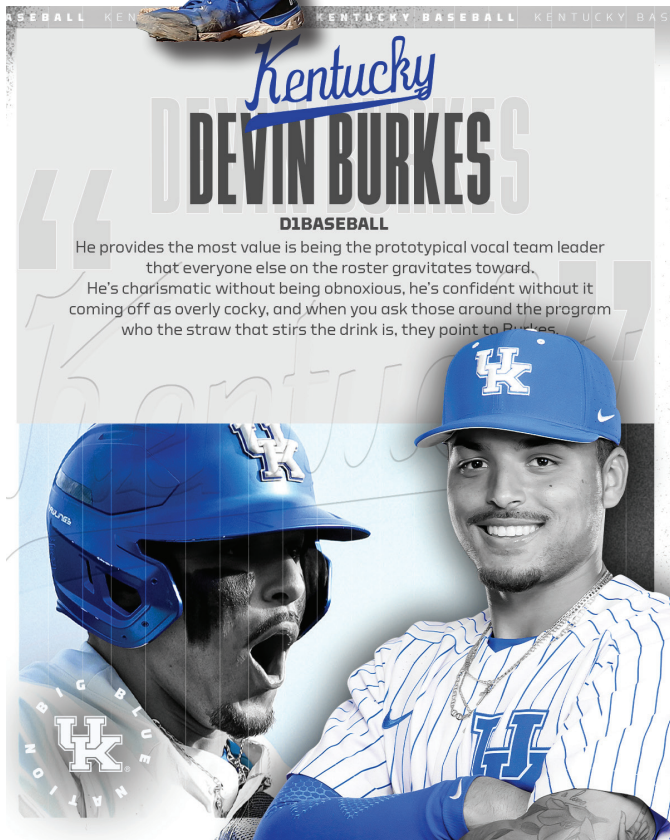
D1BASEBALL.COM

McCarthy has gotten progressively better in his time at Kentucky but looks poised for a true breakout in 2024, especially if his two-homer performance against Morehead State is any indication. He's a tools player who looks the part physically, and there's star power there if he can put it all together.

OMBIGBLUEN



MASON
MOORE



DEVIN
BURKES

ÉMILIEEN PITRE



Kentucky
EMILIEEN PITRE
D1BASEBALL.COM

Pitre is quietly the player who serves as the engine in the Kentucky lineup, and he's a perfect fit for the way the Wildcats play offense. He handles the bat well, shows excellent plate discipline and is a threat to steal every time he's on base. Defensively, he's skilled enough to play shortstop, but at second base, he contributes to Kentucky having arguably the best defensive infield in the country.

Kentucky
TRAVIS SMITH
MLB.COM

He looked better than ever during fall practice, and if he can maintain that stuff during 2024, he could go in the top two rounds. If he stays on track toward developing two plus offerings and average control, he could be a mid-rotation starter.



TRAVIS SMITH

WEEK 11 SCHEDULE FOR KENTUCKY BASEBALL

MONDAY - 15	TUESDAY - 16	WEDNESDAY - 17	THURSDAY - 18	FRIDAY - 19	SATURDAY - 20	SUNDAY - 21
Practice	Off	Travel	Practice	at. So. Carolina 7 p.m. ET SECN+	at. So. Carolina 6 p.m. ET SECN	at. So. Carolina 3 p.m. ET SECN

BIGGIE BOX

One of the pillars of UK's offense is working its game goals in search of the big inning - "Biggie Box" - which is defined as any inning where the Cats put three or more runs on the scoreboard. The approach has been incredibly effective during the Mingione era and the Cats have done it 51 times in 2024. The Cats also are 184-37 under Mingione when scoring six or more runs. (See box on page eight for Biggie Box innings)

YOU GET A ROS(ZEL)

Kentucky's pitching staff has benefitted greatly from the work of Dan Roszel, who has spent the majority of his coaching career at East Carolina and Kentucky. He also helped develop Atlanta star lefty Chris Sale. Since arriving at UK prior to the 2020 season his pitching staff has struck out 10 batters per nine innings. In 2022, the unit set the school record for strikeouts in a season with 593.

In the 2023 Lexington Regional the Wildcats tossed a pair of shutouts, the first time they've blanked an opponent in the NCAA Tournament in the modern era and overall since 1949. Also, Roszel's unit allowed just 13 total runs in five games and sophomore Mason Moore threw 10 shutout innings before adding four more versus eventual national champion LSU in the Baton Rouge Super Regional.

Roszel has a lengthy track record of producing big leaguers and saw three of his former players at Florida Gulf Coast, including Sale and MLBers Richard Bleier and Casey Coleman, inducted into the school's athletics Hall of Fame in the past two years.

PORTAL POWER - THE SEQUEL

Having hit the jackpot in the NCAA transfer portal a season ago, which was a key foundational piece in the team that reached the NCAA Super Regional for the second time in seven seasons, Kentucky is hoping it has mined gems from that fertile resource yet again.

On the position player side, the strong defensive group can also find a barrel. The group of IF Mitchell Daly, IF Ryan Nicholson, IF Nick Lopez, OF Ty Crittenberger and OF Ben Higdon all have Division I experience and have posted the following career numbers at that level: 622 games played with 547 starts, .278 average in over 2,000 at bats, 362 runs, 123 doubles, eight triples, 68 home runs, 329 RBI, 260 base on balls, 66 stolen bases and 41 hit by pitch.

Conversely, the group of LHP Dominic Niman, RHP Trey Pooser, RHP Cooper Robinson, RHP Cameron O'Brien, RHP Robert Hogan and RHP Johnny Hummel have massive experience at the D-I and D-II levels. 258 games pitched, 660.2 innings, 53-27 record, 26 saves, 667 strikeouts and 653 hits allowed.



THE BIG INNING (51)

(*3 or more runs scored; Blue shaded are SEC games)

OPPONENT	RUNS
USC UPSTATE - G1	4
USC UPSTATE - G1	4
USC UPSTATE - G3	3
MOREHEAD STATE	7
TEXAS STATE	3
TEXAS STATE	5
KANSAS	3
WESTERN KENTUCKY	3
LIPSCOMB - G2	5
LIPSCOMB - G2	7
LIPSCOMB - G3	4
EASTERN KENTUCKY - G1	5
EASTERN KENTUCKY - G1	3
EASTERN KENTUCKY - G2	3
KENNESAW STATE - G3	3
MURRAY STATE	4
MURRAY STATE	5
GEORGIA - G1	5
GEORGIA - G1	5
GEORGIA - G1	5
GEORGIA - G2	3
GEORGIA - G3	5
GEORGIA - G3	4
EVANSVILLE	3
EVANSVILLE	7
MISSOURI - G1	6
MISSOURI - G3	3
MISSOURI - G3	3
MIAMI UNUNIVERSITY	6
OLE MISS - G1	3
OLE MISS - G2	4
OLE MISS - G2	4
OLE MISS - G2	4
OLE MISS - G3	5
OLE MISS - G3	5
OLE MISS - G3	4
ALABAMA - G1	3
ALABAMA - G2	4
ALABAMA - G3	3
ALABAMA - G3	5
SAMFORD	3
AUBURN - G2	3
AUBURN - G2	3
AUBURN - G3	3
AUBURN - G3	6
AUBURN - G3	3
LOUISVILLE	4
LOUISVILLE	5
LOUISVILLE	5
TENNESSEE - G1	3
TENNESSEE - G3	4

WILDCATS RECORD WHEN...

	2024	MINGIONE
Record	32-7	248-157
Home	17-4	167-68
Away	13-2	67-80
Neutral	2-1	10-9
SEC	15-3	93-102
Home	7-2	52-44
Road	8-1	40-58
Non-Conference.....	17-4	150-44
Home	10-2	114-22
Road	5-1	28-20
Neutral.....	2-1	8-2
Non-Power Five.....	15-3	130-19
Postseason	0-0	12-13
Day games	19-6	165-92
Night games.....	13-1	84-65
One-run games	2-1	38-27
Two-run games	2-3	29-30
Five+ run games.....	15-3	124-64
Extra-inning games	1-0	10-6
In shutouts	4-0	11-9
Scoring first	21-2	170-56
Opponent scores first.....	11-5	40-104
Scoring 10 or more runs.....	13-1	99-3
Allowing 10 or more runs	2-3	5-50
Scoring six runs or more.....	26-2	188-38
Scoring four runs or less.....	1-5	31-113
Allowing four runs or less.....	19-1	178-29
Hitting home run(s)	24-4	172-87
Allowing home run(s)	18-3	107-117
Out-hitting an opponent	26-1	205-33
Out-hit by opponent.....	4-5	31-119
Matching opponents hits.....	2-1	11-5
vs. LHP	16-2	88-45
vs. RHP	16-5	156-112
Leading after seventh inning	29-0	210-13
Trailing after seventh inning	2-7	22-131
Tied after the seventh inning	1-0	13-11
Decided in the last at bat.....	2-0	35-18
Not committing an error	16-1	118-46
Committing two or more errors	3-3	33-57
vs. Top 25	10-2	70-94
vs. Top 10	1-2	31-57
On Monday.....	0-0	2-0
On Tuesday.....	7-1	58-16
On Wednesday	0-0	15-5
On Thursday	1-0	6-13
On Friday.....	8-2	61-42
On Saturday	7-3	54-51
On Sunday	8-1	55-30
In February.....	7-1	46-17
In March	17-3	102-37
In April.....	8-3	57-57
In May	0-0	40-41
In June.....	0-0	8-6
In 1st Base Dugout.....	10-1	97-57
In 3rd Base Dugout.....	22-6	150-99
UNI WATCH		
HOME		
White top/White pants/Blue cap.....	5-1	48-17
Blue top/White pants/Blue cap.....	3-1	32-9
Blue top/Pinstripe pants/Blue cap.....	0-0	14-5
Blue top/White pants/Black cap.....	0-0	1-0
Blue top/White pants/Camo cap	1-1	2-3
Black top/White pants/Black cap	3-2	16-12
Black top/White pants/Blue cap.....	0-0	1-1
Black top/White pants/Blue cap.....	0-0	1-1
Black top/White pants/Camo cap.....	0-0	2-0
Black top/Pinstripe pants/Black cap.....	2-0	5-1
Creams/Blue cap	0-0	20-6
Pinstripes/Blue cap	2-0	20-13
Pinstripes/Black cap	2-0	2-0
ROAD		
Gray top/Gray pants/Blue cap.....	0-0	15-19
Gray top/Gray pants/Black cap.....	0-0	5-9
Gray top/Gray pants/Gray cap	5-1	13-11
Blue top/Gray pants/Blue cap	0-0	22-26
Blue top/Gray pants/Gray cap.....	7-0	9-0
Black top/Gray pants/Black cap	2-1	13-28
Black top/Gray pants/Blue cap	0-0	1-0

ON THE DALY

Mitchell Daly, a transfer infielder from Texas, brings a winning pedigree to UK, having played in a pair of College World Series and a Super Regional in his three seasons with the Longhorns. He was a Freshman All-American and All-Big 12 honoree as a freshman in 2021 and has started 194 career games. He can play second base, shortstop and third base and provides invaluable leadership and winning mentality to the Cats' lineup.

OUI, OUI

Infielder Emilien Pitre was a revelation for the Cats in 2023, batting .318 with more walks than strikeouts, 18 extra-base hits, 51 RBI and 20 stolen bases. Credit the coaching staff for discovering the Canadian and earning his commitment to UK as a 130-pound high schooler who barely spoke English outside of his native French. He has quickly assimilated to the culture and language of college baseball. He was named Second Team All-SEC and SEC All-Defensive Team in his first season as a regular after seeing just four at-bats as a freshman in 2022.

IT JUST MEANS MOORE

Junior pitcher Mason Moore burst onto the scene during a sensational 2023 season that included 14 shutout innings pitched in the NCAA Tournament. He tossed the final 5.0 innings of UK's wins over both Ball State in its NCAA opener and in the regional championship victory over Indiana, then blanked the high-powered offense of eventual national champion LSU for four innings in the Super Regional. He has had an excellent start to 2024 with a 3-0 record and 2.08 earned run average.



AUSTIN, POWERED!

Former All-American, professional ballplayer, two-time Gold Glove winner and USA Baseball alum Austin Cousino has returned to his alma mater as an assistant coach/recruiting coordinator on Nick Mingione's staff. Cousino already has tapped into his immense professional scouting experience with a pair of organizations to get the Wildcats' recruiting off to a strong start with Cousino as its lead recruiter. The former Wildcat starred at UK from 2012-14 and is considered one of the top all-around players to have suited up for the Blue and White. He also played in both the Angels and Mariners' farm systems and reached Triple-A before a shoulder injury derailed his career.

THE LAW FIRM OF SALOW & FITTS

Austin Cousino wasn't the only former Kentucky great to return to Lexington in the offseason, as former All-American and first team All-SEC pitcher Logan Salow came back to his Bluegrass roots as a graduate manager. Salow was a critical component of the 2017 squad that became the first to reach a Super Regional in school history before being drafted by the Athletics in the sixth round and spending five seasons in professional baseball, where he struck out 11.9 batters per nine innings and reached Triple-A. He appeared 95 times in a UK uniform, pitching to a 3.40 earned run average and leaving as the program's single-season saves leader (12 in 2017, tied with Trevor Gott) and No. 2 on the school's career saves list with 16.

Joining him in providing invaluable experience around the program is former Mississippi State star pitcher Trevor Fitts, now UK's Director of Player Development. Fitts had a 2.63 ERA in 62 games with the Bulldogs.

#EVERYTHINGSCHOOL

Under the direction of athletics director Mitch Barnhart, UK has greatly enhanced its athletic profile across the entire department since his arrival. In recent years, volleyball and rifle each have won a national championship, football has had a pair of 10-win seasons and Citrus Bowl championships, men's tennis finished national runner-up (tennis won the 2023 SEC Tournament as well), men's soccer completed an undefeated regular season and No. 1 overall seed in NCAA Tournament, baseball reached a pair of Super Regionals, softball advanced to the

SEASON SUPERLATIVES

Most Wins in a Season

45 - 2012
44 - 2008
44 - 2006
43 - 2017
41 - 1991
40 - 2023
40 - 1987
*32 - 2024

Most SEC Wins in a Season

20 - 2006
19 - 2017
18 - 2012
18 - 1988
16 - 2023
16 - 2008
16 - 1987
*15 - 2024

Most Road Wins in a Season

13 - 2024
11 - 2017
11 - 2012
11 - 1996

Most SEC Road Wins in a Season

9 - 2017
8 - 2024

Most Wins vs. Ranked Opponents

20 - 2006
17 - 2017
14 - 2012
13 - 2022
13 - 2010
*10 - 2024

Fastest to 30 Wins in a Season

33 - 2012
35 - 2024

Best Starts in Program History

33-5 - 2012
31-5 - 2024

On-Base Percentage (Since 1987)

Player, Season	OBP
1. Jeff Abbott, 1992	.533
2. Brian Spear, 2007	.527
3. Blake Feeney, 1990	.516
4. Jeff Abbott, 1991	.515
5. Sawyer Carroll, 2008	.514
6. Mike Harris, 1991	.514
7. Steve Phillips, 1991	.504
8. Mike Harris, 1990	.493
9. Jackson Gray, 2023	.491
10. Jeff Abbott, 1994	.486
Mike Brown, 2007	.486
Ryan Waldschmidt, 2024	.506

Stolen Bases

Player, Season	SB
1. Chad Green, 1996	56
2. Chad Green, 1995	54
3. Paul Blandford, 1995	36
4. Anthony Morrow, 1990	35
Jimmy Sherrill, 1977	35
6. Chris Bisson, 2010	32
Terry Shumpert, 1987	32
8. Jeff Michael, 1993	28
Terry Shumpert, 1986	28
10. Andy Green, 2000	27
Emilien Pitre, 2024	19

Wins

Player, Season	W
1. Jeff Keener, 1981	13
2. Joe Georger, 1979	12
AJ Reed, 2014	12
4. Sean Hjelle, 2017	11
5. Matthew Coleman, 1987	10
Greg Dombrowski, 2006	10
7. Dustin Beggs, 2016	9
Corey Littrell, 2012	9
Mason Moore, 2024	7
Dominic Niman, 2024	7

On-Base Percentage (Team)

1. .444	1991
2. .438	1992
3. .437	2007
4. .416	2017
5. .413	2023
.417 (2024)	

Stolen Bases (Team)

1. 142	1996
2. 135	1995
3. 120	2010
4. 97	1999
5. 94	2023
81 (2024)	

Fielding Percentage (Team)

1. .984	2023
2. .978	2021
3. .977	2022
4. .976	2012
5. .974	2008
.977 (2024)	

2024 SPLITS

	G	AVG.	R	H	2B	3B	HR	RBI	BB	K	SB
OVERALL	39	.297	331	378	82	9	60	306	199	286	81
SEC	18	.320	162	196	38	1	41	149	80	125	32
NON-SEC	21	.275	169	182	44	8	19	157	119	161	49
POSTSEASON											
HOME	21	.316	174	205	47	8	29	162	113	141	36
AWAY	15	.288	134	153	32	0	29	122	71	115	38
NEUTRAL	3	.215	23	20	3	1	2	22	15	30	7
DAY	25	.308	205	249	52	6	37	189	122	165	50
NIGHT	14	.277	126	129	30	3	23	117	77	121	31
WINS	32	.309	301	324	74	9	50	277	180	227	76
LOSSES	7	.239	30	54	8	0	10	29	19	59	5
FEBRUARY	8	.243	60	63	12	2	7	54	38	64	22
MARCH	20	.305	176	193	47	7	22	159	111	132	46
APRIL	11	.319	95	122	23	0	31	93	50	90	13
MAY											
JUNE											

WCWS, women's swimming won the Southeastern Conference title, track and field and gymnastics (2023 NCAA Final Four) each cemented their status as elite programs on the national scene, and women's basketball won the SEC Tournament for the first time. That's not to mention the continued excellence of men's basketball and cheerleading, all of which culminated in a school-record ninth place finish in the Director's Cup standings for 2021-22.

THE NEW SEC

Beginning with the 2025 season, Oklahoma and Texas will deepen an already incredibly challenging league and the SEC has announced a new scheduling format that features a pair of permanent opponents for each school, including South Carolina and Vanderbilt for Kentucky. As previously announced, teams will play a three-game series against two permanent opponents and eight rotating opponents for a total of 30 conference games. Standings will be kept in a single-division format, eliminating divisional standings.

FUELED BY VETERANS

In contrast to 2023, the 2024 version of UK baseball is much more of a known entity. The Cats will have returning starters at catcher, second base, shortstop, left field and right field, as well as a handful of arms who played large roles a season ago. Add senior Reuben Church and potential transfer starters at first base, third base, centerfield and designated hitter and this is as experienced a team as there is in the Southeastern Conference.

DOM(INANT) NIMAN

KentuckyLHP Dominic Niman has been everything the Cats could have hoped for and more through his first 10 starts, posting a 4.08 ERA and 7-3 record as the Saturday starter. Niman was named SEC Pitcher of the Week after tossing a three-hit shutout vs. then-No. 11 Alabama, which entered the game with one the nation's prolific offenses. Niman held them to their lowest run and hit totals of the season. He joins MLBers Sean Hjelle and Zack Thompson as the three Cats who have thrown shutouts in the Nick Mingione era.

POWER SOURCE

Kentucky flourished in 2023 with a new take on "small" ball and rode the chaos, as Coach Mingione likes to call the approach, to a Super Regional berth. The Cats weren't devoid of power by any means but have married the two styles quite well in 2024 with the addition of a bit more thump in the lineup. Transfer Ryan Nicholson swatted has swatted 39 career home runs, including six in 2024. He added a pair of bombs in the Cats' two fall exhibition victories as well. Additionally, UK has 14 players with a round tripper in 2024.

MULTI-HIT GAMES AT UK

PLAYER	2024	CAREER
DEVIN BURKES	5	25
REUBEN CHURCH	0	19
TY CRITTENBERGER	1	1
MITCHELL DALY	8	8
PATRICK HERRERA	2	2
NICK LOPEZ	16	16
NOLAN MCCARTHY	10	18
JAMES MCCOY	5	11
RYAN NICHOLSON	11	11
EMILIEN PITRE	16	34
GRANT SMITH	6	10
RYAN WALDSCHMIDT	13	25

MULTI-RBI GAMES AT UK

PLAYER	2024	CAREER
DEVIN BURKES	6	19
GRIFFIN CAMERON	1	1
REUBEN CHURCH	1	12
TY CRITTENBERGER	1	1
MITCHELL DALY	7	7
AUSTIN FAWLEY	1	1
PATRICK HERRERA	1	1
ETHAN HINDLE	1	1
NICK LOPEZ	9	9
NOLAN MCCARTHY	6	14
JAMES MCCOY	6	12
RYAN NICHOLSON	10	10
EMILIEN PITRE	10	25
LUKAS SCHRAMM	1	1
GRANT SMITH	8	13
RYAN WALDSCHMIDT	8	19

CURRENT HIT/REACH BASE STREAKS

(listed alphabetically; *career)

PLAYER	LONGEST*	CURRENT	REACH SAFE
BURKES	11	2	3
CAMERON	2	1	4
CHURCH	10	-	-
CRITNBRGR	1	-	-
DALY	4	2	2
FAWLEY	2	2	2
GARGETT	1	-	-
HERRERA	3	2	3
HINDLE	-	-	-
LOPEZ	9	2	16
MCCARTHY	10	7	13
MCCOY	8	-	-
NICHOLSON	5	7	9
PITRE	10	3	16
SCHRAMM	2	-	-
SMALL	2	-	-
G. SMITH	10	6	6
WALDSCHMDT	10	10	10



THIEVES OF THE INDUSTRY

- In eight years under coach Nick Mingione the Wildcats have swiped 564 bases in 734 attempts, a success rate of 77 percent.
- In 2023, for the first time in school history (for which stats are available, 1969) the Cats had four players with at least 15 stolen bases.
- In 2023, UK stole more than 80 bases for the third time in Mingione's tenure.
- In 2021, the Cats stole 78 bases in 86 attempts. It was the highest success rate (90.7) of any Division I-A team with 50+ stolen bases.
- The Cats return two players in 2024 with at least 17 steals a season ago.
- In total, incoming transfers stole 27 bases last season and true freshman Griffin Cameron ranked third in his collegiate summer league (Prospect League) with 34 swipes.
- UK has five players on the 2024 roster with at least 15 career stolen bases, including three with at least 30.
- Emilien Pitre has 39 stolen bases in a Kentucky uniform, which ranks 11th on the school's career list.

Kentucky has stolen at least 53 bases in each of the six full seasons Mingione has been head coach and had more than 75 four times.

<u>YEAR</u>	<u>SB/ATT</u>
2017	63-95
2018	58-84
2019	85-116
2020	25-34
2021	78-86
2022	81-92
2023	94-123
2024	81-102
Total	564-734



TRACKING KENTUCKY'S EXTRA-BASE HITS

Player	Doubles 2024 (career)	Triples 2024 (career)	Home Runs 2024 (career)	Totals 2024 (career)
DEVIN BURKES	8 (30)	0 (1)	3 (15)	11 (45)
REUBEN CHURCH	3 (20)	0 (2)	0 (5)	3 (27)
TY CRITTENBERGER	1 (32)	0 (3)	2 (11)	3 (46)
MITCHELL DALY	7 (44)	1 (3)	5 (18)	13 (65)
AUSTIN FAWLEY	1 (1)	0 (0)	2 (2)	3 (3)
KYUSS GARGETT	1 (1)	1 (1)	1 (1)	3 (3)
ETHAN HINDLE	1 (1)	0 (0)	0 (0)	1 (1)
PATRICK HERRERA	3 (11)	1 (2)	0 (2)	4 (15)
NICK LOPEZ	14 (38)	2 (2)	4 (17)	20 (57)
NOLAN MCCARTHY	7 (17)	1 (2)	7 (12)	15 (31)
JAMES MCCOY	2 (11)	1 (2)	4 (9)	7 (21)
RYAN NICHOLSON	6 (37)	0 (3)	12 (45)	18 (85)
EMILIE PITRE	14 (30)	1 (2)	5 (6)	18 (36)
LUKAS SCHRAMM	1 (1)	1 (1)	1 (1)	3 (3)
ELI SMALL	0 (0)	0 (0)	1 (1)	1 (1)
GRANT SMITH	3 (32)	0 (4)	5 (29)	8 (63)
RYAN WALDSCHMIDT	10 (29)	0 (3)	8 (22)	18 (54)
TOTALS	82 (341)	9 (31)	60 (194)	136 (553)

(*NOTE: STATS ARE FOR ENTIRE CAREER AT D-I LEVEL; ^2024 IS FIRST SEASON AT KENTUCKY)

MINGIONE IS SUPER-B

Kentucky coach Nick Mingione is writing his name all over the school's record books. In addition to being on the coaching staff of all three teams that have hosted a regional (assistant in 2006, head coach in 2017 and 2023), he is the only head coach to guide UK to a Super Regional, now having done in twice in the last six NCAA Tournaments. Kentucky captured the heart of the Big Blue Nation in 2023, playing an exciting brand of baseball that led to large crowds, a top RPI rating and one of the 16 NCAA Regional host locations. When the Cats battled back and advanced to face eventual national champion LSU it marked the program's second-ever Super Regional appearance, both of which have been orchestrated during Coach Mingione's tenure.

DESTINATION: LEXINGTON

Kentucky signed another strong recruiting class last November, this time focusing heavily on the high school ranks instead of mining the NCAA transfer portal for immediate, experienced help. UK also kept the Commonwealth's top talent at home, bringing in seven players from inside the state, including four of Prep Baseball Report's top nine prospects. UK also snagged recruits from Georgia, Illinois, Indiana and Missouri.

GRANT-IN-AID

Kentucky shortstop Grant Smith quietly made a massive impact on the program in 2023 and is poised for a breakout senior campaign. Beyond the raw statistics, Smith was one of three finalists nationally for the Rawlings Gold Glove, led the SEC with 11 sacrifice bunts and had eight bunt hits in 11 tries.

POWER OF POSITIVITY

Redshirt junior catcher Devin Burkes has become beloved amongst teammates and fans because of his relentless positivity, pursuit of greatness and willingness to wait his turn and earn his opportunities in an increasingly impatient world. His infectious smile and edgy flair has made him one of college baseball's most likeable student-athletes, but where does it come from? He got it from his momma, Denise.

"It comes from my mom," Burkes said. "My brother and I didn't always have the easiest upbringing. My mom and dad raised us to go around positive every day. Every day you've got something to live for, play for, love on somebody for because we don't know who is going to be there when we wake up the next day. Got it from Momma Burkes."

QUALITY STARTS (9)

(*6 IP, 3 OR FEWER EARNED RUNS)

DATE	PITCHER (#)	IP (H, R-ER, BB, K)
3/2	NIMAN (1)	6 (4, 1-1, 1, 5)
3/10	MOORE (1)	7 (1, 1-0, 1, 3)
3/16	NIMAN (2)	6.2 (3, 3-0, 4, 5)
3/17	MOORE (2)	6.0 (3, 2-2, 2, 8)
3/22	POOSER (1)	6.0 (3, 1-1, 2, 7)
3/23	NIMAN (3)	7.0 (5, 2-2, 0, 9)
4/5	POOSER (2)	7.0 (6, 2-2, 1, 3)
4/6	NIMAN (4)	9.0 (3, 0-0, 0, 7)
4/19	POOSER (3)	6.0 (5, 3-3, 1, 4)

SAVES (10)

DATE	PITCHER (#)	OPPONENT
2/17	HUMMEL (1)	USC UPSTATE
3/1	NOVE (1)	LIPSCOMB
3/6	POOSER (1)	EKU
3/10	POOSER (2)	KENNESAW STATE
3/16	NOVE (2)	GEORGIA
3/24	MCCOY (1)	MISSOURI
3/29	HUMMEL (2)	OLE MISS
4/11	HUMMEL (3)	AUBURN
4/13	HUMMEL (4)	AUBURN
4/19	HUMMEL (5)	TENNESSEE



SERIOUSLY STAFFED

Kentucky's baseball staff is full of proven winners with College World Series, USA Baseball experience and more. Head coach Nick Mingione was part of the coaching staff when UK won its first - and only - Southeastern Conference championship in 2006, has been to five College World Series at various levels and been mentored by some of the game's best minds.




Photo courtesy of Mississippi State

Pitcher Trevor Fitts and catcher Nick Ammirati were the starting battery in 2013 College World Series for Miss. State.

KENTUCKY HEAD COACH NICK MINGIONE HAS WON 248 CAREER GAMES AT THE SCHOOL. HE CURRENTLY RANKS THIRD ON THE ALL-TIME WINS LIST AND HAS THE HIGHEST WINNING PERCENTAGE OF ANY COACH WHO SPENT AT LEAST 100 GAMES AT THE SCHOOL.

COACH	VICTORIES	PCT.	SEASONS
KEITH MADISON (1979-2003)	735	.535	25
GARY HENDERSON (2009-16)	258	.564	8
NICK MINGIONE (2017-)	248	.612	8
JOHN COHEN (2004-08)	175	.610	5
HARRY LANCASTER (1947, 1951-65)	163	.500	16

ON THE CAREER CHARTS

Several players are among active SEC leaders (as of 4/22)

Games Played

Player	SEC Rank	Total
Leader		231
Mitchell Daly	3rd	222
Grant Smith	4th	208
Ryan Nicholson	7th	202

Hits

Player	Rank	Total
Leader		251
Grant Smith	4th	217

Stolen Bases

Player	Rank	Total
Leader		89
Ryan Waldschmidt	3rd	49
Emilien Pitre	7th	39
Ty Crittenberger	8th	38

Runs

Player	Rank	Total
Leader		175
Grant Smith	7th	150

Home Runs

Player	Rank	Total
Leader		64
Ryan Nicholson	7th	45

Doubles

Player	Rank	Total
Leader		51
Mitchell Daly	T7th	44

Hit by Pitch

Player	Rank	Total
Leader		45
Ryan Waldschmidt	4th	40
Grant Smith	7th	37

PITCHING

Wins

Player	Rank	Total
Leader		29
Dominic Niman	T2nd	23
Trey Pooser	5th	20

Innings Pitched

Player	Rank	Total
Leader		281.2
Dominic Niman	2nd	266.0
Trey Pooser	3rd	261.0

Strikeouts

Player	Rank	Total
Leader		316
Dominic Niman	4th	236
Trey Pooser	6th	216

Additionally, pitching coach Dan Roszel has coached multiple conference championship squads and been to three Super Regionals, hitting coach and recruiting coordinator Austin Cousino was part of the 2012 UK team that still owns the school-record for victories and a two-time member of the USA Collegiate National Team, while assistant coach Nick Ammirati and Director of Player Development Trevor Fitts were the starting battery in Game 1 of the 2013 national championship series.

DID YOU KNOW? WILDCATS TRIVIA ...

Ben Cleaver: Pitches left-handed but throws other balls right-handed

Ty Crittenberger: Great grandfather was a 2-star Lieutenant General in the United States Army

Mitchell Daly: Father, Edward, is a 4-star General in the United States Army

Landon Franklin: Family adopted a young boy (Israel) from Africa in 2021

Kyuss Gargett: Held youth world deadlift record when he was 10

Ethan Hindle: Father, David, played cricket and rugby at the University of London

Nick Lopez: Hosts a popular podcast called "The Leisure House"

Cooper Robinson: Maternal side of family owns the oldest surf shop in Hawaii

Lukas Schramm: Type-1 diabetic and active in awareness of the condition

Hayden Smith: Hit by a car at age nine

TWO-OUT RBI

PLAYER	RBI
DEVIN BURKES	10
GRIFFIN CAMERON	1
REUBEN CHURCH	1
TY CRITTENBERGER	1
MITCHELL DALY	19
AUSTIN FAWLEY	3
PATRICK HERRERA	6
NICK LOPEZ	13
NOLAN MCCARTHY	8
JAMES MCCOY	5
RYAN NICHOLSON	15
EMILIEN PITRE	18
LUKAS SCHRAMM	4
GRANT SMITH	13
RYAN WALDSCHMIDT	12
TEAM	129

TRACKING KENTUCKY CAREER HIGHS

PLAYER	HITS (most recent)	RBI (most recent)	RUNS (most recent)
DEVIN BURKES	4 (vs LSU; 5/26/22)	7 (vs. WRIGHT STATE; 2/26/23)	4 (vs. TEXAS STATE; 2/24/24)
GRIFFIN CAMERON	1 (vs LIPSCOMB; 3/3/24)	2 (vs LIPSCOMB; 3/2/24)	2 (AT UPSTATE; 2/16/24)
REUBEN CHURCH	4 (vs MOREHEAD; 2/28/23)	5 (AT AUBURN; 3/26/21)	3 (vs. MOREHEAD; 2/28/23)
TY CRITTENBERGER	3 (AT UPSTATE; 2/18/24)	2 (AT UPSTATE; 2/18/24)	2 (AT UPSTATE; 2/18/24)
MITCHELL DALY	3 (vs TENNESSEE; 4/21/24)	6 (vs. TEXAS STATE; 2/24/24)	2 (vs TENNESSEE; 4/21/24)
KYUSS GARGETT	1 (vs KENNESAW STATE; 3/8/24)	1 (vs KENNESAW STATE; 3/8/24)	2 (vs LIPSCOMB; 3/3/24)
AUSTIN FAWLEY	1 (AT LOUISVILLE; 4/16/24)	2 (AT LOUISVILLE; 4/16/24)	1 (AT LOUISVILLE; 4/16/24)
PATRICK HERRERA	3 (vs LIPSCOMB; 3/2/24)	3 (vs. KANSAS; 2/25/24)	2 (vs MIAMI U; 3/26/24)
ETHAN HINDLE	1 (vs EKU; 3/5/24)	2 (vs EKU; 3/5/24)	1 (vs LIPSCOMB; 3/3/24)
NICK LOPEZ	5 (vs MURRAY STATE; 3/12/24)	5 (AT AUBURN; 4/13/24)	4 (AT OLE MISS; 3/30/24)
JAMES MCCOY	4 (AT OLE MISS; 3/30/24)	3 (AT AUBURN; 4/13/24)	3 (AT AUBURN; 4/13/24)
NOLAN MCCARTHY	3 (AT AUBURN; 4/12/24)	6 (AT OLE MISS; 3/30/24)	4 (AT OLE MISS; 3/30/24)
RYAN NICHOLSON	3 (vs TENNESSEE; 4/21/24)	5 (vs. ALABAMA; 4/7/24)	3 (vs. ALABAMA; 4/7/24)
EMILIEN PITRE	4 (AT LSU; 4/13/23)	4 (vs EVANSVILLE; 3/19/24)	4 (AT SIU; 3/12/23)
LUKAS SCHRAMM	1 (vs EKU; 3/5/24)	2 (vs TEXAS STATE; 2/24/24)	2 (AT UPSTATE; 2/18/24)
ELI SMALL	1 (vs MOREHEAD; 2/20/24)	1 (AT UPSTATE; 2/18/24)	1 (vs KENNESAW STATE; 3/9/24)
GRANT SMITH	3 (vs. ALABAMA; 4/7/24)	3 (AT OLE MISS; 3/31/24)	3 (AT SOUTHERN ILLINOIS; 3/12/23)
RYAN WALDSCHMIDT	4 (vs INDIANA STATE; 3/5/23)	6 (AT LOUISVILLE; 4/16/24)	4 (AT LOUISVILLE; 4/16/24)

PITCHERS	INNINGS (most recent)	STRIKEOUTS (most recent)	PITCHES (most recent)
CARSON APPLGATE	1.0 (vs KENNESAW STATE; 3/9/24)	1 (vs KENNESAW STATE; 3/9/24)	18 (vs KENNESAW STATE; 3/9/24)
EVAN BYERS	3.0 (vs. KANSAS; 2/25/24)	3 (vs MISSOURI; 4/1/23)	39 (vs. KANSAS; 2/25/24)
BEN CLEAVER	1.0 (vs MURRAY STATE; 3/12/24)	2 (vs MURRAY STATE; 3/12/24)	21 (vs MURRAY STATE; 3/12/24)
COLBY FRIEDA	2.0 (vs LIPSCOMB; 3/3/24)	4 (vs LIPSCOMB; 3/3/24)	45 (vs. VANDERBILT; 4/22/22)
RYAN HAGENOW	4.2 (vs INDIANA; 6/4/23)	6 (vs. HIGH POINT; 3/13/22)	82 (AT MISS. STATE; 4/1/21)
EVAN HART	0.1 (vs KENNESAW STATE; 3/9/24)	1 (vs. WESTERN KY; 2/27/24)	10 (vs. WESTERN KY; 2/27/24)
ZACH HISE	2.0 (AT ALABAMA; 3/24/23)	3 (AT LSU; 4/13/23)	52 (AT LSU; 4/13/23)
ROBERT HOGAN	3.2 (vs TENNESSEE; 4/21/24)	4 (vs TENNESSEE; 4/20/24)	66 (vs TENNESSEE; 4/20/24)
JOHNNY HUMMEL	3.1 (AT MISSOURI; 3/22/24)	6 (AT MISSOURI; 3/22/24)	54 (AT MISSOURI; 3/22/24)
DREW LAFFERTY	5.0 (vs EKU; 3/5/24)	4 (vs EVANSVILLE; 3/19/24)	70 (vs EVANSVILLE; 3/19/24)
JAMES MCCOY	1.2 (vs KENNESAW STATE; 3/9/24)	1 (vs KENNESAW STATE; 3/9/24)	32 (vs KENNESAW STATE; 3/9/24)
MASON MOORE	7.0 (vs. ALABAMA; 4/7/24)	8 (vs GEORGIA; 3/17/24)	110 (vs. ALABAMA; 4/7/24)
DOMINIC NIMAN	9.0 (vs. ALABAMA; 4/6/24)	9 (AT MISSOURI; 3/23/24)	114 (vs. GEORGIA; 3/16/24)
JACKSON NOVE	3.0 (vs LIPSCOMB; 3/1/24)	5 (vs LIPSCOMB; 3/1/24)	54 (AT AUBURN; 4/12/24)
CAMERON O'BRIEN	1.2 (AT LOUISVILLE; 4/16/24)	3 (vs. MOREHEAD; 2/20/24)	30 (vs. MOREHEAD; 2/20/24)
TREY POOSER	7.0 (vs. ALABAMA; 4/5/24)	7 (AT MISSOURI; 3/22/24)	99 (vs TENNESSEE; 4/19/24)
COOPER ROBINSON	2.0 (AT EKU; 3/6/24)	4 (AT EKU; 3/6/24)	38 (AT EKU; 3/6/24)
HAYDEN SMITH	1.2 (vs MOREHEAD; 2/20/24)	-	28 (vs. MOREHEAD; 2/20/24)
TRAVIS SMITH	7.0 (vs KENNESAW STATE; 3/8/24)	8 (vs. LOUISVILLE; 4/25/23)	104 (vs KENNESAW STATE; 3/8/24)
JAKE TITUS	1.1 (vs WESTERN KY; 2/27/24)	1 (vs. WESTERN KY; 2/27/24)	19 (vs KENNESAW STATE; 3/8/24)

HOME RUN BREAKDOWN

BY LOCATION

AT HOME	30
ON ROAD	28
NEUTRAL	2

BY PITCHER

VS. RIGHT	43
VS. LEFT	18

BY CONFERENCE

VS. SEC	42
VS. NON-SEC	19

BY OUTS

WITH NO OUT	21
WITH ONE OUT	20
WITH TWO OUT	20

BY RUNNERS ON

SOLO	31
TWO-RUN	20
THREE-RUN	8
GRAND SLAM	1

BY COUNT

AHEAD IN COUNT	19
EVEN IN COUNT	20
BEHIND IN COUNT	18
FULL COUNT	3
FIRST PITCH	11
TWO STRIKES	21

BY TIME OF DAY

(FIRST PITCH BEFORE/AFTER 6 P.M. EST)

DAY GAMES	38
NIGHT GAMES	22

HR BY POSITION

C - 5	LF - 7
1B - 13	CF - 9
2B - 5	RF - 5
SS - 7	DH - 4
3B - 4	PH - 1

HR BY INNING

1ST - 2	6TH - 13
2ND - 2	7TH - 6
3RD - 8	8TH - 8
4TH - 8	9TH - 5
5TH - 8	10+ - 0

2024 HOME RUN TRACKER

NO	PLAYER (#)	OPPONENT	ON	INN.	OUT	COUNT	RHP/LHP
1	D. BURKES (1)	USC UPSTATE	1	8	2	2-2	RHP
2	L. SCHRAMM (1)	USC UPSTATE	0	4	0	2-1	LHP
3	CRITTENBERGER (1)	USC UPSTATE	1	6	0	1-2	RHP
4	E. SMALL (1)	USC UPSTATE	0	8	0	0-2	RHP
5	M. DALY (1)	TEXAS STATE	3	2	2	0-0	RHP
6	E. PITRE (1)	KANSAS	2	4	2	0-2	RHP
7	A. FAWLEY (1)	W. KENTUCKY	0	6	0	0-2	LHP
8	WALDSCHMIDT (1)	LIPSCOMB	1	7	2	2-1	RHP
9	N. LOPEZ (1)	E. KENTUCKY	2	3	1	2-2	LHP
10	A. FAWLEY (2)	E. KENTUCKY	0	5	1	1-2	RHP
11	K. GARGETT (1)	KENNESAW STATE	0	5	1	1-0	RHP
12	NICHOLSON (1)	MURRAY STATE	1	4	2	0-0	LHP
13	N. MCCARTHY (1)	GEORGIA	0	6	1	2-1	RHP
14	M. DALY (2)	GEORGIA	1	6	2	1-2	RHP
15	N. LOPEZ (2)	GEORGIA	1	7	2	0-2	RHP
16	J. MCCOY (1)	GEORGIA	0	8	0	0-0	RHP
17	WALDSCHMIDT (2)	GEORGIA	0	8	0	0-0	RHP
18	NICHOLSON (2)	GEORGIA	1	3	2	0-0	LHP
19	PITRE (2)	GEORGIA	1	4	2	1-2	LHP
20	NICHOLSON (3)	GEORGIA	0	6	2	2-0	RHP
21	NICHOLSON (4)	MISSOURI	0	4	0	1-1	RHP
22	CRITTENBERGER (2)	MIAMI (OHIO)	0	8	2	1-1	RHP
23	E. PITRE (3)	OLE MISS	0	8	0	2-2	RHP
24	N. MCCARTHY (2)	OLE MISS	1	3	2	1-0	LHP
25	J. MCCOY (2)	OLE MISS	1	5	1	1-2	RHP
26	N. MCCARTHY (3)	OLE MISS	2	6	1	0-1	RHP
27	E. PITRE (4)	OLE MISS	0	9	0	1-1	RHP
28	J. MCCOY (3)	OLE MISS	0	5	0	1-1	RHP
29	G. SMITH (1)	OLE MISS	2	7	1	0-1	RHP
30	N. MCCARTHY (4)	ALABAMA	1	6	1	1-2	RHP
31	WALDSCHMIDT (3)	ALABAMA	1	3	1	1-0	LHP
32	G. SMITH (2)	ALABAMA	1	6	2	2-0	RHP
33	NICHOLSON (5)	ALABAMA	1	3	1	1-0	RHP
34	NICHOLSON (6)	ALABAMA	2	7	1	1-2	LHP
35	G. SMITH (3)	SAMFORD	1	5	2	3-1	RHP
36	D. BURKES (2)	SAMFORD	0	6	1	0-2	RHP
37	NICHOLSON (7)	AUBURN	1	7	2	0-1	LHP
38	NICHOLSON (8)	AUBURN	0	2	1	3-1	RHP
39	G. SMITH (4)	AUBURN	0	3	0	0-0	RHP
40	WALDSCHMIDT (4)	AUBURN	0	3	0	0-0	RHP
41	N. MCCARTHY (5)	AUBURN	0	4	0	0-1	RHP
42	E. PITRE (5)	AUBURN	0	9	0	1-0	RHP
43	NICHOLSON (9)	AUBURN	1	9	2	3-2	RHP
44	J. MCCOY (4)	AUBURN	2	5	0	0-1	RHP
45	NICHOLSON (10)	AUBURN	0	6	0	1-1	RHP
46	N. LOPEZ (3)	AUBURN	1	6	2	0-0	LHP
47	N. LOPEZ (4)	AUBURN	2	8	1	3-2	RHP
48	WALDSCHMIDT (5)	LOUISVILLE	0	1	0	2-0	LHP
49	NICHOLSON (11)	LOUISVILLE	1	5	1	1-1	RHP
50	WALDSCHMIDT (6)	LOUISVILLE	2	5	2	2-2	RHP
51	M. DALY (3)	LOUISVILLE	1	6	1	1-1	LHP
52	WALDSCHMIDT (7)	TENNESSEE	0	3	1	2-0	RHP
53	N. MCCARTHY (6)	TENNESSEE	0	8	1	0-1	RHP
54	WALDSCHMIDT (8)	TENNESSEE	0	1	0	0-0	RHP
55	D. BURKES (3)	TENNESSEE	0	3	1	2-1	LHP
56	M. DALY (4)	TENNESSEE	0	4	0	0-0	LHP
57	G. SMITH (5)	TENNESSEE	1	6	2	3-2	LHP
58	N. MCCARTHY (7)	TENNESSEE	0	7	2	0-0	LHP
59	M. DALY (5)	TENNESSEE	0	9	1	2-2	LHP
60	NICHOLSON (12)	TENNESSEE	0	9	1	1-0	LHP

GAMES STARTED AT KENTUCKY

LF

R. WALDSCHMIDT - 77
NOLAN McCARTHY - 12
PATRICK HERRERA - 5
LUKAS SCHRAMM - 3
JAMES McCOY - 1

CF

NOLAN McCARTHY - 24
GRIFFIN CAMERON - 8
TY CRITTENBERGER - 7

RF

JAMES McCOY - 49
NOLAN McCARTHY - 31
PATRICK HERRERA - 10
LUKAS SCHRAMM - 3
ELI SMALL - 1

SS

GRANT SMITH - 91
KYUSS GARGETT - 5
MITCHELL DALY - 3

2B

EMILIEN PITRE - 100

SP

TRAVIS SMITH - 18
RYAN HAGENOW - 10
MASON MOORE - 10
DOMINIC NIMAN - 10
DREW LAFFERTY - 8
TREY POOSER - 5
COLBY FRIEDA - 1
ZACH HISE - 1
C. ROBINSON - 1

3B

REUBEN CHURCH - 32
MITCHELL DALY - 28
ETHAN HINDLE - 4
NICK LOPEZ - 3

1B

RYAN NICHOLSON - 31
NICK LOPEZ - 5
REUBEN CHURCH - 2
JAMES McCOY - 1

C

DEVIN BURKES - 101
AUSTIN FAWLEY - 4

GAMES-GAMES STARTED (POSITION PLAYERS)


PLAYER	CAREER	2024	2023	2022	2021	2020
MITCHELL DALY	222-203	33-32	61-53!	67-59!	61-59!	-
GRANT SMITH	209-207	32-30	61-61	51-51~	49-49~	16-16~
RYAN NICHOLSON	202-184	36-32	55-54#	52-51#	50-45#	9-2#
TY CRITTENBERGER	160-134	17-7	57-56+	45-39+	41-32+	-
RYAN WALDSCHMIDT	149-137	36-32	59-58	52-48*	-	-
NICK LOPEZ	145-133	36-36	49-41~	48-47~	-	12-9=
DEVIN BURKES	118-109	37-36	61-61	20-12	-	-
EMILIEN PITRE	111-99	39-39	61-61	11-0	-	-
REUBEN CHURCH	109-74	19-7	33-27	27-14	31-26	-
NOLAN McCARTHY	99-74	33-33	43-34	21-8	-	-
PATRICK HERRERA	73-49	19-15	12-1	42-33@	-	-
JAMES McCOY	66-57	29-23	36-34	-	-	-
BEN HIGDON	12-0	0-0	-	12-0^	-	-
KYUSS GARGETT	10-5	10-5	-	-	-	-
ELI SMALL	10-1	10-1	-	-	-	-
GRIFFIN CAMERON	9-7	9-7	-	-	-	-
LUKAS SCHRAMM	8-6	8-6	-	-	-	-
AUSTIN FAWLEY	9-4	9-4	-	-	-	-
ETHAN HINDLE	7-4	7-4	-	-	-	-

!AT TEXAS; ~AT INCARNATE WORD; #AT CINCINNATI; +AT WESTERN KENTUCKY; *AT CHARLESTON SOUTHERN; @AT NORTHWESTERN; ~AT SOUTHERN CAL;

=AT ILLINOIS-CHICAGO; ^AT MEMPHIS

GET WEIRD.

THE 2024 KENTUCKY WILDCATS HAVE ADOPTED A UNIQUE DUGOUT CULTURE WHERE JUST ABOUT ANYTHING GOES AS LONG AS YOU'RE SUPPORTING YOUR TEAMMATES. GET WEIRD, AS IT'S BEEN COINED BY THE TEAM, WITH DUGOUT CAPTAIN RYAN HAGENOW ENFORCING THE RULES AS HE SEES FIT WITH COACH MINGIONE'S FULL BLESSING. ANTICS HAVE INCLUDED MIMICKING MINGIONE'S STYLE AS 3B COACH, PINK FUZZY HATS, STARING CONTESTS WITH DUGOUT CAMERAS, WATER BOTTLE SHOWERS AND MORE.



2023 MLB DRAFT

Kentucky saw three players selected in the 2023 Major League Baseball Draft and two other players sign a free agent contract with a professional organization. Kentucky has had nine players drafted the past two drafts.

Round	Player	Organization
8	Austin Strickland (RHP)	Pittsburgh
11	Magdiel Cotto (LHP)	Pittsburgh
12	Logan Martin (RHP)	Kansas City

In addition, right-handed pitchers Seth Chavez (Tampa Bay) and Zack Lee (Detroit) signed free agent contracts.



"THE HOOK"

One of the personal touches to the Wildcats' home, Kentucky Proud Park, is "The Hook," which is the name of the visiting bullpen just beyond the right field wall. The name is a tribute to former UK pitcher Jonathan Hooker, who pitched for the Cats from 1998-2001, and died in the plane crash of Comair Flight 5191 on Aug. 27, 2006 in Lexington.

Hooker and his wife, Scarlett Parsley, were married the night before and were on the early-morning flight headed to their honeymoon when the pilots attempted to take off from the wrong runway and crashed into a neighboring field. Forty-nine of the 50 people on board were killed, including both Hooker and Parsley.

The London, Ky. native was a beloved teammate and member of UK Baseball and his family were honored on Mar. 29, 2019 during an in-game ceremony to officially unveil "The Hook," which features a sign and memorial to the former Wildcat.



RANKINGS

OPPONENTS IN THE POLLS

TEAM	BA	D1	USA	PG	BWA
ALABAMA	20	23	18	19	23
ARKANSAS	2	2	2	2	2
FLORIDA	-	-	-	-	RV
GEORGIA	-	20	17	18	21
SAMFORD	-	-	-	-	RV
SOUTH CAROLINA	22	24	21	-	19
TENNESSEE	3	3	3	3	2
VANDERBILT	9	11	8	9	10
WKU	-	-	RV	-	RV

KENTUCKY WEEK-BY-WEEK IN THE NATIONAL POLLS

TEAM	BA	D1	USA	PG	BWA
PRESEASON	-	-	RV	-	RV
WEEK 1	-	-	-	-	24
WEEK 2	-	-	RV	-	RV
WEEK 3	-	-	RV	25	25
WEEK 4	-	-	RV	-	RV
WEEK 5	-	-	25	24	21
WEEK 6	23	24	21	15	20
WEEK 7	18	17	16	12	15
WEEK 8	10	8	8	9	8
WEEK 9	7	3	5	7	4
WEEK 10	7	4	5	8	6

(BA - Baseball America; D1 - D1Baseball; USA - Coaches Poll; PG - Perfect Game; BWA - Baseball Writers)

2024 VS. RANKED OPPONENTS

TEAM	RANK	RECORD
GEORGIA	25 [^]	3-0
AT OLE MISS	22 [*]	3-0
ALABAMA	11 [*]	3-0
TENNESSEE	2 [^]	1-2
SOUTH CAROLINA	19 [^]	

TOTAL 10-2
vs. TOP 10 1-2

([^]NCBWA; ^{*}Baseball America; ⁺USA Coaches; [%]D1 Baseball; [!]Perfect Game)

WHEN WAS THE LAST TIME...

WON A SERIES VS. A No. 1 RANKED FOE:	VS. No. 1 TENNESSEE (2022)
WON A SERIES VS. A TOP 5 FOE:	VS. No. 3 SOUTH CAROLINA, 3-0 (MAY 5-7, 2023)
WON A SERIES VS. TEAM RANKED NO. 6-10:	VS. No. 7 GEORGIA, 2-1 (MARCH 25-27, 2022)
WON A ROAD SERIES VS. RANKED OPPONENT:	AT No. 22 OLE MISS, 3-0 (MARCH 29-31, 2024)
SWEPT A HOME SERIES (THREE OR MORE GAMES):	VS. No. 11 ALABAMA (APRIL 5-7, 2024)
SWEPT A ROAD SERIES (THREE OR MORE GAMES):	AT No. 22 OLE MISS (MARCH 29-31, 2024)
DEFEATED A TOP 10 OPPONENT:	VS. No. 2 TENNESSEE, 5-3, APRIL 19, 2024
RECORDED A TRIPLE PLAY:	VS. LOUISVILLE (APRIL 18, 2017; 7-2-6)
PLAYED AN EXTRA-INNING GAME:	11 INNINGS, AT MISSOURI; W, 9-4 (MARCH 22, 2024)
SCORED 20 OR MORE RUNS IN A GAME:	21, AT SOUTHERN ILLINOIS (MARCH 12, 2023)
HIT SIX HOME RUNS IN A GAME (SEE BELOW FOR 7 HR)	VS. TENNESSEE (APRIL 21, 2024)
HIT SEVEN HOME RUNS IN A GAME:	VS. ALABAMA (APRIL 25, 2020)
HIT FOUR HOME RUNS IN AN INNING:	8TH, VS. DAYTON (FEB. 21, 2016)
DREW 10 OR MORE WALKS IN A GAME:	10, AT LOUISVILLE (APRIL 16, 2024)
GOT HIT BY 10 OR MORE PITCHES IN A GAME:	10, VS. MONMOUTH (MARCH 6, 2010) * TIED NCAA RECORD AT TIME
HIT BY THREE OR MORE PITCHES IN A GAME (PLAYER):	DEVIN BURKES (3, VS. WASHINGTON STATE, FEBRUARY 23, 2024)
STOLE EIGHT BASES IN A GAME:	AT AUBURN (APRIL 25, 2010)
STOLE 30 OR MORE CONSECUTIVE BASES AS TEAM:	33, 2021 (OPENED THE SEASON 33-FOR-33)
LED OFF A GAME WITH A HOME RUN:	RYAN WALDSCHMIDT (VS. TENNESSEE, APRIL 20, 2024)
LED OFF A GAME WITH A TRIPLE:	AUSTIN SCHULTZ (VS. EASTERN KENTUCKY, MARCH 2, 2021)
HIT A GRAND SLAM:	MITCHELL DALY (VS. TEXAS STATE, FEBRUARY 24, 2024)
HIT A WALK-OFF HOME RUN:	HUNTER GILLIAM (VS. XAVIER, 2-RUN HR, 8TH INNING, 0 OUTS, APRIL 18, 2023)
HIT AN EXTRA-INNING, GAME-WINNING HOME RUN:	DORIAN HAIRSTON (VS. SOUTH CAROLINA, MAY 8, 2016)
HIT TWO HOME RUNS IN A GAME:	MITCHELL DALY (VS. TENNESSEE, APRIL 21, 2024)
HIT TWO HOME RUNS IN AN INNING:	AJ REED (VS. ST. JOSEPH'S, FEB. 21, 2014)
HIT FIVE HOMERS IN A THREE-GAME SPAN:	AJ REED (FEB. 21-23, 2014)
HIT THREE HOME RUNS IN A GAME:	T.J. COLLETT (VS. ALABAMA, APRIL 23, 2021)
HIT A NINTH-INNING, PINCH-HIT HOMER:	RILEY MAHAN (AT LSU, MARCH 29, 2015)
HIT A HOME RUN ON HIS BIRTHDAY:	CHASE STANKE (AT LSU, APRIL 14, 2023)
HAD A TRADITIONAL WALK-OFF WIN:	VS. MISSISSIPPI STATE, 5-4, 10 INN. (MARCH 17, 2023)
HAD A WALK-OFF HIT OR WALK (NON-HR):	EMILIEN PITRE, SINGLE, VS. EASTERN KENTUCKY, 10-0, 7 INNINGS (MARCH 5, 2024)
HAD A WALK-OFF GRAND SLAM:	RILEY MAHAN (VS. ALABAMA, APRIL 9, 2016)
HIT AN INSIDE THE PARK HOMER:	JAMES MCCOY (VS. SOUTH CAROLINA, MAY 5, 2023)
HOMERED IN CONSECUTIVE GAMES:	RYAN WALDSCHMIDT (VS. TENNESSEE, APRIL 19-20, 2024)
HOMERED IN THREE CONSECUTIVE GAMES:	RYAN NICHOLSON (AT LOUISVILLE, APRIL 16, AND VS. TENNESSEE, APRIL 19-20, 2024)
HOMERED IN THREE CONSECUTIVE SEC GAMES:	RYAN NICHOLSON (AT AUBURN, APRIL 11-13, 2024)
HOMERED IN FOUR CONSECUTIVE GAMES:	RYAN NICHOLSON (AT AUBURN, APRIL 11-13, AND AT LOUISVILLE, APRIL 16, 2024)
HOMERED IN FOUR CONSECUTIVE SEC GAMES:	RYAN NICHOLSON (VS ALABAMA, APRIL 7, AT AUBURN, APRIL 11-13, 2024)
HOMERED IN FIVE CONSECUTIVE SEC GAMES:	GRANT SMITH (AT TENNESSEE, MAY 13-14, VS. FLORIDA, MAY 18-20, 2023)
HOMERED IN CONSECUTIVE AT BATS:	NICK LOPEZ (AT AUBURN, APRIL 13, 2024)
HOMERED IN THREE CONSECUTIVE AT BATS:	T.J. COLLETT (VS. ALABAMA, APRIL 25, 2021)
HOMERED IN FIRST AT-BAT OF THE SEASON:	ELI SMALL (AT USC UPSTATE, FEB. 18, 2024)
HOMERED FOR FIRST CAREER HIT:	AUSTIN FAWLEY (VS. WKU, FEB. 27, 2024) AND LUKAS SCHRAMM AND ELI SMALL (AT USC UPSTATE, FEB. 18, 2024)
HOMERED IN FIRST AT-BAT OF THEIR CAREER:	ELI SMALL (AT USC UPSTATE, FEB. 18, 2024)
HOMERED IN FIRST GAME OF UK CAREER:	TY CRITTENBERGER, LUKAS SCHRAMM AND ELI SMALL (AT UPSTATE, FEB. 18, 2024)
HOMERED IN FIRST HOME AT BAT OF THEIR CAREER (GS):	AJ REED (VSW. BUFFALO, FEB. 24, 2012)
HOMERED IN FINAL HOME AT BAT OF THEIR CAREER (GS):	MARCUS NIDIFFER (VS. LSU, MAY 16, 2010)
HIT BACK-TO-BACK HOME RUNS (TEAM):	MITCHELL DALY AND RYAN NICHOLSON (VS. TENNESSEE, APRIL 21, 2024)
HIT THREE CONSECUTIVE HOME RUNS (TEAM):	LANCE RAY, BRADEN KAPTEYN AND MARCUS NIDIFFER (AT INDIANA, MAY 11, 2010)
SCORED FIVE OR MORE RUNS IN A GAME:	CHASE ESTEP (5, VS. GEORGIA, MARCH 27, 2022)
SCORED SIX OR MORE RUNS IN A GAME:	ANDY BURNS (6, VS. MISSISSIPPI STATE, APRIL 19, 2009)
REACHED BASE SAFELY IN 8+ STRAIGHT PLATE APPEARANCES:	NICK LOPEZ (9), 6 HITS, 3 WALKS (AT AUBURN, AT LOUISVILLE, APRIL 13 AND 16, 2024)
HAD A HIT IN SEVEN CONSECUTIVE OFFICIAL AT BATS:	RYAN SHINN (AT AUSTIN PEAY AND AT TEXAS TECH, FEB. 17-23, 2019)
HAD FIVE HITS IN A GAME:	NICK LOPEZ (VS. MURRAY STATE, MARCH 12, 2024)
HAD SIX OR MORE HITS IN A GAME:	JT RIDDLE, 6 (VS. NIAGARA, FEB. 17, 2013)
HAD SIX RBI IN A GAME:	RYAN WALDSCHMIDT (AT LOUISVILLE, APRIL 16, 2024)
HAD SEVEN RBI IN A GAME:	DEVIN BURKES (VS. WRIGHT STATE, FEB. 26, 2023)
HAD EIGHT RBI IN A GAME:	LUKE BECKER (VS. MIAMI, OHIO, MARCH 12, 2017)
HIT HOME RUNS FROM BOTH SIDES OF THE PLATE:	NICK LOPEZ (AT AUBURN, APRIL 13, 2024)
STOLE THREE OR MORE BASES IN A GAME:	EMILIEN PITRE (3, VS. EVANSVILLE, MARCH 19, 2024)
STOLE FIVE OR MORE BASES IN A GAME:	JAREN SHELBY (5, VS. EASTERN KENTUCKY, FEB. 26, 2019)
WALKED FOUR OR MORE TIMES IN A GAME:	PATRICK HERRERA (4, VS. MIAMI UNIVERSITY, MARCH 26, 2024)
STRUCK OUT 10 OR MORE IN A GAME:	ZACK LEE (12, VS. No. 3 SOUTH CAROLINA, MAY 7, 2023)
PITCHED A NINE-INNING COMPLETE GAME:	DOMINIC NIMAN (VS ALABAMA, APRIL 6, 2024)
PITCHED A NINE-INNING SHUTOUT:	DOMINIC NIMAN (VS ALABAMA, APRIL 6, 2024)
PITCHED A NO-HITTER:	TOM BANNON (VS. GEORGIA STATE, MARCH 16, 1971; W, 3-1 IN 7 INNINGS; SEASON OPENER)
GOT NO-HIT:	VS. VANDERBILT (APRIL 22, 2022)

KENTUCKY BATTING ORDER

GAME	1	2	3	4	5	6	7	8	9
UPSTATE	LOPEZ	NICHOLSON	BURKES	PITRE	CHURCH	McCOY	G. SMITH	McCARTHY	CAMERON
UPSTATE	LOPEZ	NICHOLSON	BURKES	PITRE	CHURCH	McCOY	CAMERON	McCARTHY	G. SMITH
UPSTATE	HERRERA	NICHOLSON	BURKES	PITRE	McCARTHY	SCHRAMM	DALY	CRITTENBERGER	G. SMITH
MOREHEAD	LOPEZ	NICHOLSON	BURKES	PITRE	McCOY	CRITTENBERGER	McCARTHY	FAWLEY	G. SMITH
WASHINGTON STATE	LOPEZ	NICHOLSON	BURKES	PITRE	HERRERA	DALY	McCARTHY	CRITTENBERGER	G. SMITH
TEXAS STATE	WALDSCHMIDT	HERRERA	BURKES	PITRE	DALY	SCHRAMM	CHURCH	McCARTHY	G. SMITH
KANSAS	WALDSCHMIDT	HERRERA	BURKES	PITRE	DALY	NICHOLSON	McCARTHY	McCOY	G. SMITH
WESTERN KENTUCKY	WALDSCHMIDT	PITRE	HERRERA	LOPEZ	DALY	SCHRAMM	McCARTHY	FAWLEY	G. SMITH
LIPSCOMB	WALDSCHMIDT	PITRE	HERRERA	LOPEZ	BURKES	DALY	CAMERON	McCARTHY	G. SMITH
LIPSCOMB	WALDSCHMIDT	PITRE	HERRERA	LOPEZ	BURKES	HINDLE	CAMERON	SCHRAMM	G. SMITH
LIPSCOMB	WALDSCHMIDT	PITRE	HERRERA	LOPEZ	BURKES	HINDLE	CAMERON	SCHRAMM	G. SMITH
EASTERN KENTUCKY	WALDSCHMIDT	PITRE	HERRERA	LOPEZ	HINDLE	GARGETT	SCHRAMM	FAWLEY	CAMERON
EASTERN KENTUCKY	WALDSCHMIDT	PITRE	HERRERA	LOPEZ	BURKES	GARGETT	HINDLE	McCARTHY	CAMERON
KENNESAW STATE	WALDSCHMIDT	PITRE	HERRERA	LOPEZ	BURKES	NICHOLSON	DALY	GARGETT	CRITTENBERGER
KENNESAW STATE	WALDSCHMIDT	PITRE	HERRERA	LOPEZ	GARGETT	BURKES	DALY	NICHOLSON	CRITTENBERGER
KENNESAW STATE	SMALL	GARGETT	LOPEZ	PITRE	BURKES	HERRERA	DALY	NICHOLSON	CAMERON
MURRAY STATE	WALDSCHMIDT	PITRE	BURKES	LOPEZ	DALY	NICHOLSON	CHURCH	CRITTENBERGER	McCARTHY
GEORGIA	WALDSCHMIDT	PITRE	BURKES	LOPEZ	DALY	NICHOLSON	HERRERA	CHURCH	McCARTHY
GEORGIA	WALDSCHMIDT	PITRE	BURKES	LOPEZ	DALY	NICHOLSON	CHURCH	McCARTHY	McCOY
GEORGIA	WALDSCHMIDT	PITRE	BURKES	LOPEZ	DALY	NICHOLSON	McCARTHY	McCOY	G. SMITH
EVANSVILLE	WALDSCHMIDT	PITRE	BURKES	LOPEZ	DALY	NICHOLSON	CHURCH	McCARTHY	McCOY
MISSOURI	WALDSCHMIDT	PITRE	BURKES	LOPEZ	DALY	NICHOLSON	McCARTHY	McCOY	G. SMITH
MISSOURI	WALDSCHMIDT	PITRE	BURKES	LOPEZ	DALY	NICHOLSON	McCARTHY	CRITTENBERGER	G. SMITH
MISSOURI	WALDSCHMIDT	PITRE	DALY	LOPEZ	BURKES	NICHOLSON	McCARTHY	McCOY	G. SMITH
MIAMI UNIVERSITY	HERRERA	PITRE	NICHOLSON	LOPEZ	DALY	FAWLEY	McCARTHY	McCOY	G. SMITH
OLE MISS	WALDSCHMIDT	PITRE	BURKES	LOPEZ	DALY	NICHOLSON	McCARTHY	McCOY	G. SMITH
OLE MISS	WALDSCHMIDT	PITRE	BURKES	LOPEZ	DALY	NICHOLSON	McCARTHY	HERRERA	G. SMITH
OLE MISS	WALDSCHMIDT	PITRE	BURKES	LOPEZ	DALY	NICHOLSON	McCARTHY	McCOY	G. SMITH
ALABAMA	WALDSCHMIDT	PITRE	BURKES	LOPEZ	DALY	NICHOLSON	McCARTHY	McCOY	G. SMITH
ALABAMA	WALDSCHMIDT	PITRE	BURKES	LOPEZ	DALY	NICHOLSON	McCARTHY	McCOY	G. SMITH
ALABAMA	WALDSCHMIDT	PITRE	BURKES	LOPEZ	DALY	NICHOLSON	McCARTHY	McCOY	G. SMITH
SAMFORD	WALDSCHMIDT	PITRE	BURKES	LOPEZ	DALY	NICHOLSON	McCARTHY	McCOY	G. SMITH
AUBURN	WALDSCHMIDT	PITRE	BURKES	LOPEZ	DALY	NICHOLSON	McCARTHY	McCOY	G. SMITH
AUBURN	WALDSCHMIDT	PITRE	BURKES	LOPEZ	DALY	NICHOLSON	McCARTHY	McCOY	G. SMITH
AUBURN	WALDSCHMIDT	PITRE	BURKES	LOPEZ	DALY	NICHOLSON	McCARTHY	McCOY	G. SMITH
LOUISVILLE	WALDSCHMIDT	PITRE	BURKES	LOPEZ	DALY	NICHOLSON	McCARTHY	McCOY	G. SMITH
TENNESSEE	WALDSCHMIDT	PITRE	G. SMITH	LOPEZ	DALY	NICHOLSON	McCARTHY	McCOY	BURKES
TENNESSEE	WALDSCHMIDT	PITRE	G. SMITH	LOPEZ	DALY	NICHOLSON	McCARTHY	McCOY	BURKES
TENNESSEE	WALDSCHMIDT	PITRE	G. SMITH	LOPEZ	DALY	NICHOLSON	McCARTHY	McCOY	BURKES

KENTUCKY STARTING LINEUP

GAME	C	1B	2B	SS	3B	LF	CF	RF	DH
UPSTATE	BURKES	NICHOLSON	PITRE	G. SMITH	LOPEZ	McCARTHY	CAMERON	McCOY	CHURCH
UPSTATE	BURKES	NICHOLSON	PITRE	G. SMITH	LOPEZ	McCARTHY	CAMERON	McCOY	CHURCH
UPSTATE	BURKES	NICHOLSON	PITRE	G. SMITH	DALY	McCARTHY	CRITTENBERGER	SCHRAMM	HERRERA
MOREHEAD	FAWLEY	NICHOLSON	PITRE	G. SMITH	LOPEZ	McCARTHY	CRITTENBERGER	McCOY	BURKES
WASHINGTON STATE	BURKES	NICHOLSON	PITRE	G. SMITH	DALY	McCARTHY	CRITTENBERGER	HERRERA	LOPEZ
TEXAS STATE	BURKES	CHURCH	PITRE	G. SMITH	DALY	HERRERA	McCARTHY	SCHRAMM	WALDSCHMIDT
KANSAS	BURKES	NICHOLSON	PITRE	G. SMITH	DALY	HERRERA	McCARTHY	McCOY	WALDSCHMIDT
WESTERN KENTUCKY	FAWLEY	LOPEZ	PITRE	G. SMITH	DALY	HERRERA	McCARTHY	SCHRAMM	WALDSCHMIDT
LIPSCOMB	BURKES	LOPEZ	PITRE	G. SMITH	DALY	McCARTHY	CAMERON	HERRERA	WALDSCHMIDT
LIPSCOMB	BURKES	LOPEZ	PITRE	G. SMITH	HINDLE	SCHRAMM	CAMERON	HERRERA	WALDSCHMIDT
LIPSCOMB	BURKES	LOPEZ	PITRE	G. SMITH	HINDLE	SCHRAMM	CAMERON	HERRERA	WALDSCHMIDT
EASTERN KENTUCKY	FAWLEY	LOPEZ	PITRE	GARGETT	HINDLE	SCHRAMM	CAMERON	HERRERA	WALDSCHMIDT
EASTERN KENTUCKY	BURKES	LOPEZ	PITRE	GARGETT	HINDLE	McCARTHY	CAMERON	HERRERA	WALDSCHMIDT
KENNESAW STATE	BURKES	NICHOLSON	PITRE	GARGETT	DALY	WALDSCHMIDT	CRITTENBERGER	HERRERA	LOPEZ
KENNESAW STATE	BURKES	NICHOLSON	PITRE	GARGETT	DALY	WALDSCHMIDT	CRITTENBERGER	HERRERA	LOPEZ
KENNESAW STATE	BURKES	NICHOLSON	PITRE	GARGETT	DALY	HERRERA	CAMERON	SMALL	LOPEZ
MURRAY STATE	BURKES	NICHOLSON	PITRE	DALY	CHURCH	WALDSCHMIDT	CRITTENBERGER	McCARTHY	LOPEZ
GEORGIA	BURKES	NICHOLSON	PITRE	DALY	CHURCH	WALDSCHMIDT	McCARTHY	HERRERA	LOPEZ
GEORGIA	BURKES	NICHOLSON	PITRE	DALY	CHURCH	WALDSCHMIDT	McCARTHY	McCOY	LOPEZ
GEORGIA	BURKES	NICHOLSON	PITRE	G. SMITH	DALY	WALDSCHMIDT	McCARTHY	McCOY	LOPEZ
EVANSVILLE	BURKES	NICHOLSON	PITRE	DALY	CHURCH	WALDSCHMIDT	McCARTHY	McCOY	LOPEZ
MISSOURI	BURKES	NICHOLSON	PITRE	G. SMITH	DALY	WALDSCHMIDT	McCARTHY	McCOY	LOPEZ
MISSOURI	BURKES	NICHOLSON	PITRE	G. SMITH	DALY	WALDSCHMIDT	CRITTENBERGER	McCARTHY	LOPEZ
MISSOURI	BURKES	NICHOLSON	PITRE	G. SMITH	DALY	WALDSCHMIDT	McCARTHY	McCOY	LOPEZ
MIAMI UNIVERSITY	FAWLEY	NICHOLSON	PITRE	G. SMITH	DALY	HERRERA	McCARTHY	McCOY	LOPEZ
OLE MISS	BURKES	NICHOLSON	PITRE	G. SMITH	DALY	WALDSCHMIDT	McCARTHY	McCOY	LOPEZ
OLE MISS	BURKES	NICHOLSON	PITRE	G. SMITH	DALY	WALDSCHMIDT	McCARTHY	HERRERA	LOPEZ
OLE MISS	BURKES	NICHOLSON	PITRE	G. SMITH	DALY	WALDSCHMIDT	McCARTHY	McCOY	LOPEZ
ALABAMA	BURKES	NICHOLSON	PITRE	G. SMITH	DALY	WALDSCHMIDT	McCARTHY	McCOY	LOPEZ
ALABAMA	BURKES	NICHOLSON	PITRE	G. SMITH	DALY	WALDSCHMIDT	McCARTHY	McCOY	LOPEZ
ALABAMA	BURKES	NICHOLSON	PITRE	G. SMITH	DALY	WALDSCHMIDT	McCARTHY	McCOY	LOPEZ
SAMFORD	BURKES	NICHOLSON	PITRE	G. SMITH	DALY	WALDSCHMIDT	McCARTHY	McCOY	LOPEZ
AUBURN	BURKES	NICHOLSON	PITRE	G. SMITH	DALY	WALDSCHMIDT	McCARTHY	McCOY	LOPEZ
AUBURN	BURKES	NICHOLSON	PITRE	G. SMITH	DALY	WALDSCHMIDT	McCARTHY	McCOY	LOPEZ
AUBURN	BURKES	NICHOLSON	PITRE	G. SMITH	DALY	WALDSCHMIDT	McCARTHY	McCOY	LOPEZ
LOUISVILLE	BURKES	NICHOLSON	PITRE	G. SMITH	DALY	WALDSCHMIDT	McCARTHY	McCOY	LOPEZ
TENNESSEE	BURKES	NICHOLSON	PITRE	G. SMITH	DALY	WALDSCHMIDT	McCARTHY	McCOY	LOPEZ
TENNESSEE	BURKES	NICHOLSON	PITRE	G. SMITH	DALY	WALDSCHMIDT	McCARTHY	McCOY	LOPEZ
TENNESSEE	BURKES	NICHOLSON	PITRE	G. SMITH	DALY	WALDSCHMIDT	McCARTHY	McCOY	LOPEZ

HEAD COACH NICK MINGIONE

Kentucky fans have quickly created a bond with **Nick Mingione**, whose infectious and unrelenting enthusiasm and down-to-earth personality has earned legions of new fans. Although it is certainly an ingredient in Mingione's on-field success, getting the best out of his players has been the biggest factor in the success he's achieved everywhere he's been. In 19 full seasons of coaching the teams he's been involved with have averaged 38 victories a year and advanced to the postseason 10 times with two national runner-up finishes. He already is the third-winningest coach in Kentucky history.

Mingione had a brilliant playing career at Embry-Riddle - he ranks 10th on its career hits list - where he helped lead the program to 154 victories and three NAIA World Series appearances in three seasons as an assistant. When he arrived at Kentucky in 2006 he was immediately part of what is still the Cats' only SEC championship club, then smelled success at Mississippi State before returning to the one place he had always wanted to be a head coach - UK. First season, first Super Regional appearance for the Cats.

He made it a point to have his team involved in the community, part of his "Student. Person. Player." guiding principle of the program, participating in numerous philanthropic events in Lexington while also taking time for more than 100 local speaking engagements. In his first season his ethos for the program was on full display as UK players earned SEC Pitcher of the Year, SEC Scholar Athlete of the Year and SEC Community Service Team honors. He recently was named the winner of 2022 Fellowship of Christian Athletes Jerry Kindall Character in Coaching Award.

Mingione became the winningest UK coach during the first three seasons of his tenure with 103 total wins and 39 in SEC play. The success has carried over to the Major League Baseball Draft, where Mingione and his staff's ability to groom players for a professional career has led to 33 players being selected in the past six MLB Drafts. The 21 players selected in the 2017 and 2018 drafts were the most of any program in the country and Mingione has helped mentor two top 20 overall picks in first baseman Evan White (17th, 2017) and left-handed pitcher Zack Thompson (19th, 2019).

Mingione has a sterling reputation as a recruiter. Over the 15 seasons at Kentucky and Mississippi State for which recruiting rankings are final, he has helped land classes with an average ranking of 15th, including top-three classes in 2013-15. He also has an unmatched track record of player development, coaching 86 players selected in the MLB Draft, as well as 46 All-Americans and six conference players of the year. His first recruiting class at Kentucky was ranked in the Top 10 of all the major industry outlets.



MINGIONE VS. ALL OPPONENTS

OPPONENT	RECORD
Alabama	8-5
Appalachian State	3-0
Arkansas	1-8
Auburn	11-3
Austin Peay	3-0
Ball State	2-2
Bellarmine	4-0
Boston College	0-1
Butler	1-0
Canisius	3-0
Cincinnati	2-1
Dayton	2-0
Delaware	0-1
Eastern Kentucky	8-1
Elon	2-1
Evansville	5-0
Florida	6-13
Georgia	11-10
Georgia State	3-0
High Point	3-0
Houston	1-0
Indiana	7-2
Indiana State	3-0
Jacksonville State	3-0
Kansas	1-0
Kennesaw State	1-2
Liberty	0-1
Lipscomb	4-0
Louisiana	1-0
Louisville	4-9
LSU	4-10
Miami (Ohio)	6-0
Michigan	1-0
Middle Tennessee	3-0
Milwaukee	3-0
Mississippi State	6-6
Missouri	13-8
Morehead State	5-0
Murray State	6-1
Norfolk State	1-0
North Carolina	0-3
North Carolina State	2-1
Northern Kentucky	2-1
Oakland	5-0
Ohio	2-1
Old Dominion	1-0
Ole Miss	8-4
Sam Houston State	1-0
Samford	0-1
South Carolina	10-10
Southeast Missouri	1-0
Southern Illinois	3-0
Southern Illinois-Edwardsville	1-0
St. Joseph's	1-0
TCU	2-4
Tennessee	9-12
Tennessee-Martin	1-0
Tennessee Tech	4-0
Texas A&M	5-7
Texas State	1-0
Texas Tech	2-4
UC-Santa Barbara	3-0
UNC Wilmington	0-3
USC Upstate	5-0
Vanderbilt	5-14
Washington State	0-1
Western Carolina	1-0
Western Michigan	3-0
Western Kentucky	9-1
West Virginia	1-0
Wofford	1-0
Wright State	3-1
Xavier	4-1
TOTALS:	248-157

(*2024 opponents in bold)

NICK MINGIONE - 2017 NATIONAL AND SEC COACH OF THE YEAR

MINGIONE BY THE NUMBERS

386 - SEC Academic Honor Roll selections

86 - Players coached who have been selected in the Major League Baseball Draft

48 - All-Conference honors coached

46 - All-American honors coached

26 - Players who have reached MLB

19 - Seasons as a college baseball coach

14 - Nationally-ranked recruiting classes (2006-07, 2009-20)

11 - NCAA Regionals (2003-06, 2011-14, 2016, 2017, 2023)

6 - Conference championships (2003-06, 2012, 2016)

6 - Conference Players of the Year coached (2004-06, 2012, 2016, 2017)

5 - College World Series (1999, 2003-05, 2013)

4 - SEC Scholar Athlete of the Year (2013, 2014, 2015, 2017)

2 - National Championship finalists (2005, 2013)

2 - Senior CLASS Award winners (2018, 2021)

1 - National and SEC Coach of the Year (2017)



Student. Person. Player.

COACH MINGIONE IS PASSIONATE ABOUT DEVELOPING STUDENT-ATHLETES IN THREE AREAS: **STUDENT. PERSON. PLAYER.**

2024 COACHING STAFF



15 - DAN ROSZEL

Coaching Career

2000: North Florida, Graduate Assistant
 2001-02: Lake City Community College, Assistant Coach
 2003-06: Gardner-Webb, Pitching Coach/Recruiting Coordinator
 2007-08: Florida Gulf Coast, Assistant Coach/Pitching Coach
 2009-10: College of Charleston, Pitching Coach/Recruiting Coordinator
 2011-19: East Carolina, Pitching Coach
 2020-: Kentucky, Pitching Coach

Roszel has had 39 pitchers sign pro contracts, 18 pitchers reach Major League Baseball, two top 15 overall picks and mentored star left-hander Chris Sale. He also has had 25 all-conference selections, 11 all-americans and two conference pitchers of the year.



91 - AUSTIN COUSINO

Coaching Career

2014-16: Played minor league baseball
 2017-18: Graduate Assistant, Mississippi State
 2018-19: Assistant Coach, Xavier
 2019-22: Area Scout, Detroit Tigers
 2022-23: Area Scout, Tampa Bay Rays
 2023-: Assistant Coach/Recruiting Coordinator, Kentucky

Cousino, a former all-american, Gold Glover and two-time USA Baseball member while at Kentucky, has already coached 26 players to the professional ranks in his short coaching career.



15 - NICK AMMIRATI

Coaching Career

2015-16: Northwestern State, Assistant Coach
 2017-20: Hinds Community College, Assistant Coach
 2021: Southern Miss, Assistant Coach
 2022-: Kentucky, Assistant Coach

A former starting catcher on a College World Series club, Ammirati's low key approach and vast knowledge of the game already has helped see 22 of his students reach pro ball and three become major leaguers in just six seasons of coaching. In 2023, a UK offense he helped guide shattered the school record for hit by pitch and saw four players steal at least 15 bases for the only time in program history.



TREVOR FITTS - PLAYER DEVELOPMENT

Coaching Career

2015-16 : South Alabama, Grad Assistant
 2017-18 : Mississippi State, Director of Operations
 2018-19: Jacksonville State, Volunteer Assistant
 2020-22 : Austin Peay, Assistant Coach/ Pitching Coach/ Interim Head Coach
 2022-23 : Southwest MS CC, Assistant Coach/ Pitching Coach
 2023 : Detroit Tigers (West Michigan Whitecaps), Assistant Pitching Coach

Fitts, who started on the mound in Game 1 of the 2013 College World Series, joined UK's staff in the summer and brings a wealth of pitching knowledge. Counting his year as State's Director of Ops he has had 31 total pro players, including nine who have made it to MLB.

CATS IN THE PROS

MAJOR LEAGUE BASEBALL

CARSON COLEMAN - TEXAS RANGERS (DL)
 COLLIN COWGILL - CINCINNATI REDS (COACH)
 TREVOR GOTT - OAKLAND ATHLETICS (DL)
 ANDY GREEN - NY METS (FRONT OFFICE)
 SEAN HJELLE - SAN FRANCISCO GIANTS (DL)
 LUKE MAILE - CINCINNATI REDS
 JAMES PAXTON - LOS ANGELES DODGERS
 TAYLOR ROGERS - SAN FRANCISCO GIANTS
 ZACK THOMPSON - ST. LOUIS CARDINALS

MINOR LEAGUE BASEBALL

SETH CHAVEZ (RAYS-A)
 MAGDIEL COTTO (PIRATES-A)
 TYLER GUILFOIL (ASTROS-A)
 ZACH HAAKE (PHILLIES-AA)
 SEAN HARNEY (RAYS-A)
 DANIEL HARPER (PHILLIES-A)
 VINCE HARRISON - DAYTON DRAGONS (REDS-A, MANAGER)
 HOLT JONES (MARLINS-A)
 ZACK LEE (TIGERS-ROOKIE)
 JUSTIN LEWIS (GUARDIANS-AA)
 ZACH LOGUE (BRAVES-AA)
 LOGAN MARTIN (ROYALS-A)
 ZACH POP (BLUE JAYS -AAA)
 JOHN RHODES (ORIOLES-AA)
 RYAN RITTER (ROCKIES-AA)
 ALONZO RUBALCABA (TIGERS-A)
 AUSTIN STRICKLAND (GIANTS-ROOKIE)
 COLE STUPP (TIGERS-A)
 EVAN WHITE (ANGELS-AAA)

KENTUCKY PRODUCES PROS



MLB TRAINING GROUND

Kentucky has made its presence felt in the Major League Baseball Draft in recent years with 36 players selected during the Nick Mingione era, including 21 in 2017 and 2018, which was the most of any college program in the country over that span. In Evan White (2017) and Zack Thompson (2019) the Cats have had two first-round selections under Mingione. In the last seven drafts:

- 19 Wildcats were selected in the first 10 rounds.
- Eight were selected in the first five rounds, including first-rounders Evan White (2017) and Zack Thompson (2019).
- The 13 picks in 2018 are the second-most for any school in a single draft since 2006 and tied for an SEC record with Texas A&M (2016) and national champion Vanderbilt (2019).
- The 23 underclassmen drafted during that span earned \$13.358 million in signing bonus money, an average of \$581,000 per player.
- All but one draftee was selected higher than previously selected.
- 26 of the draftees had not previously been drafted.
- White was named a 2020 AL Gold Glove winner, the first rookie first baseman in either league to win the award since its inception in 1957.

WALK IT OFF

The Cats' 10 most recent traditional walk-off victories

DATE	OPPONENT	SCORE	FINAL PLAY
3/17/23	Mississippi State	5-4 (10)	Wild pitch
3/5/23	Indiana State	7-6	RBI Single
5/5/22	No. 1 Tennessee	3-2 (13)	RBI Single
3/13/22	High Point	4-3	Error
2/26/22	Western Michigan	13-12 (12)	Error
2/23/22	Bellarmine	3-2	RBI Double
3/23/21	Butler	6-5	Two-Run Double
3/20/21	Missouri	5-4	Passed Ball
3/4/20	Murray State	9-8	Solo Home Run
2/23/20	Appalachian State	8-7 (15)	RBI Walk
3/10/19	Middle Tennessee	5-4	Two-Run HR

The Cats have walked it off 18 times since Nick Mingione took over as head coach before the 2017 season, including five run rule games.

BASEBALL MINDS IN THE PROS

Former Wildcat Vince Harrison has been named the manager of the Dayton Dragons, the class High-A affiliate for the Cincinnati Reds, for the 2024 season. A former football and baseball player at Kentucky, Harrison has remained in the game of baseball and is one of three former players in non-playing roles with a Major League Baseball organization. Collin Cowgill remains an assistant coach with the Reds and former MLB manager and UK all-time hits leader Andy Green has joined the New York Mets' front office.

KENTUCKY PROUD PARK

Kentucky baseball moved into a new home for the 2019 season, opening the \$49 million Kentucky Proud Park, a state-of-the-art facility immediately considered one of the top facilities in all of college baseball. The Wildcats won their first game in their new home, defeating Eastern Kentucky, 7-3, on Feb. 26, 2019.

The stadium features permanent seating for nearly 2,500 fans with additional space on grass berms to accommodate 5,000 fans for regular season games. Beyond the outfield wall, temporary bleachers can be installed for NCAA Tournament games to bring the seating capacity to more than 7,000.

The team areas were a priority and give our players and coaches everything they need to compete at a high level in a single location. The facility features a team lounge, locker room, training area, indoor hitting and pitching areas, and coaching offices, as well as a recruiting room. All spaces are either new to UK baseball or significantly larger than previous ones.

The name is a tribute to farmers and businesses of the Commonwealth of Kentucky and the Big Blue Nation. Kentucky Farm Bureau secured the rights to name the stadium from JMI Sports, UK Athletics' multimedia rights partner. In turn, Kentucky Farm Bureau elected to name the stadium for Kentucky Proud, the state's official agricultural marketing program housed at the Kentucky Department of Agriculture. No state taxpayer dollars were used in funding the agreement. The Kentucky Proud program is funded through the generosity of the Kentucky Agricultural Development Fund. The fund is directed by the Kentucky Agricultural Development Board and administered by the Governor's Office of Agricultural Policy.

New black padding replaced the existing blue look for the 2023 season, including on the outfield fence, dugout railings and behind home plate.



TOP FIVE CROWDS IN KPP HISTORY

7,304	Tennessee	4/20/24
6,922	Tennessee	4/19/24
6,797	Tennessee	4/21/24
6,796	Indiana*	6/5/23
6,094	Indiana*	6/3/23
5,292	Louisville	4/25/23

*NCAA Regional

Series:

21,023	Tennessee	2024
12,815	Miss. State	2018*

*Cliff Hagan Stadium

UK'S RECORD AT KPP

Year	Overall	SEC
2019	16-15	2-13
2020 ^a	11-3	0-0
2021	22-13	6-9
2022	23-11	8-7
2023	29-7	11-4
2024	17-4	7-2
^a Covid-shortened season		
Total	122-53 (.697)	40-35
Attendance Record	7,304 vs. Tennessee (April 20, 2024)	
Three-Game Series	21,023 vs. Tennessee (April 19-21, 2024)	



2024 RADIO/TV SPOT CHART



JAKE TITUS



**PATRICK
HERRERA**



**MITCHELL
DALY**



ÉMILIEN PITRE



**JOSH
SKOWRONSKI**



REUBEN CHURCH



DEVIN BURKES



**TY
CRITTENBERGER**



NICK LOPEZ



**CAMERON
O'BRIEN**



COLBY FRIEDA



GRANT SMITH



JAMES MCCOY



BEN HIGDON



**LANDON
FRANKLIN**



ETHAN HINDLE



NOLAN MCCARTHY



MASON MOORE



**RYAN
WALDSCHMIDT**



DOMINIC NIMAN



HUDSON BROWN



**RYAN
HAGENOW**



**RYAN
NICHOLSON**



DREW LAFFERTY



HAYDEN SMITH



ROBERT HOGAN



TRAVIS SMITH



LUKAS SCHRAMM



BLAKE BOWEN



**CARSON
APPLEGATE**



**RAYMOND
SAATMAN**



**COOPER
ROBINSON**



ZACH HISE



EVAN BYERS



**GRIFFIN
CAMERON**



JACKSON NOVE



JACOB PRICE



KYUSS GARGETT



BEN CLEAVER



**JOHNNY
HUMMEL**



EVAN HART



TREY POOSER



AUSTIN FAWLEY



ELI SMALL



TOMMY SKELDING

WILDCATS BY STATE

ALABAMA (1)

MITCHELL DALY (MADISON)

ARIZONA (1)

PATRICK HERRERA (MESA)

CALIFORNIA (1)

NICK LOPEZ (SANTA ANA)

CONNECTICUT (1)

DOMINIC NIMAN (WEST HARTFORD)

FLORIDA (5)

DEVIN BURKES (BRADENTON)
TY CRITTENBERGER (LIGHTHOUSE POINT)
AUSTIN FAWLEY (LANTANA)
COLBY FRIEDA (ST. JOHNS)
RYAN WALDSCHMIDT (BRADENTON)

GEORGIA (1)

JAMES MCCOY (DUNWOODY)

ILLINOIS (1)

ZACH HISE (JOLIET)

INDIANA (1)

KYUSS GARGETT (ANDERSON)

IOWA (1)

JACKSON NOVE (FAIRFAX)

KANSAS (1)

JAKE TITUS (OTTAWA)

KENTUCKY (10)

EVAN BYERS (NICHOLASVILLE)
GRIFFIN CAMERON (LEXINGTON)
EVAN HART (HARRODSBURG)
BEN HIGDON (PADUCAH)
MASON MOORE (MOREHEAD)
RYAN NICHOLSON (LOUISVILLE)
JACOB PRICE (LOUISVILLE)
RAYMOND SAATMAN (LEXINGTON)
HAYDEN SMITH (NICHOLASVILLE)
TRAVIS SMITH (WALTON)

MARYLAND (1)

JOSH SKOWRONSKI (FREDERICK)

MICHIGAN (1)

NOLAN MCCARTHY (KALAMAZOO)

MINNESOTA (1)

ROBERT HOGAN (NORTH OAK)

MISSISSIPPI (1)

HUDSON BROWN (OLIVE BRANCH)

NEBRASKA (1)

ELI SMALL (OMAHA)

NEW JERSEY (1)

CARSON APPEGATE (COLUMBUS)

NEW MEXICO (1)

GRANT SMITH (ALBUQUERQUE)

NORTH CAROLINA (3)

JOHNNY HUMMEL (MATTHEWS)
CAMERON O'BRIEN (WAKE FOREST)
LUKAS SCHRAMM (APEX)

OHIO (2)

BLAKE BOWEN (WOOSTER)
TOMMY SKELDING (ATWATER)

PENNSYLVANIA (1)

DREW LAFFERTY (SOUTH PARK)

QUEBEC (1)

ÉMILIE PITRE (REPENTIGNY)

SOUTH CAROLINA (1)

TREY POOSER (HANAHAN)

TENNESSEE (4)

REUBEN CHURCH (MARYVILLE)
BEN CLEAVER (THOMPSONS STATION)
LONDON FRANKLIN (CLEVELAND)
RYAN HAGENOW (KNOXVILLE)

WISCONSIN (1)

EVAN HINDLE (DELAFIELD)

WILDCATS BY POSITION

INFIELDERS

HUDSON BROWN (FRESHMAN)
REUBEN CHURCH (SENIOR)
MITCHELL DALY (SENIOR)
AUSTIN FAWLEY (R-FRESHMAN)
LONDON FRANKLIN (FRESHMAN)
KYUSS GARGETT (FRESHMAN)
PATRICK HERRERA (JUNIOR)
ETHAN HINDLE (FRESHMAN)
NICK LOPEZ (GRADUATE)
JAMES MCCOY (R-SOPHOMORE)
RYAN NICHOLSON (GRADUATE)
ÉMILIE PITRE (JUNIOR)
GRANT SMITH (SENIOR)

OUTFIELDERS

GRIFFIN CAMERON (FRESHMAN)
TY CRITTENBERGER (GRADUATE)
BEN HIGDON (JUNIOR)
NOLAN MCCARTHY (R-JUNIOR)
LUKAS SCHRAMM (R-FRESHMAN)
JOSH SKOWRONSKI (FRESHMAN)
ELI SMALL (FRESHMAN)
RYAN WALDSCHMIDT (JUNIOR)

CATCHERS

DEVIN BURKES (R-JUNIOR)
AUSTIN FAWLEY (R-FRESHMAN)
ELI SMALL (FRESHMAN)

RIGHT-HANDED PITCHERS

COLBY FRIEDA (JUNIOR)
RYAN HAGENOW (SENIOR)
ZACH HISE (R-JUNIOR)
ROBERT HOGAN (JUNIOR)
JOHNNY HUMMEL (GRADUATE)
DREW LAFFERTY (R-FRESHMAN)
JAMES MCCOY (R-SOPHOMORE)
MASON MOORE (JUNIOR)
JACOB PRICE (SOPHOMORE)
TRAVIS SMITH (R-SOPHOMORE)
JAKE TITUS (FRESHMAN)

UTILITY

BLAKE BOWEN (FRESHMAN)

LEFT-HANDED PITCHERS

EVAN BYERS (R-JUNIOR)
BEN CLEAVER (FRESHMAN)
EVAN HART (FRESHMAN)
DOMINIC NIMAN (GRADUATE)
JACKSON NOVE (JUNIOR)
CAMERON O'BRIEN (GRADUATE)
TREY POOSER (GRADUATE)
COOPER ROBINSON (JUNIOR)
RAYMOND SAATMAN (FRESHMAN)
TOMMY SKELDING (FRESHMAN)
HAYDEN SMITH (R-FRESHMAN)

NCAA Statistics

Kentucky - 2023-24 Baseball Ranking Summary thru games 04/23/2024

Statistic	National Conference		Value National Leader		Value Conference Leader		Value
	Rank	Rank	Value	Leader	Value	Leader	
Base on Balls (295 ranked)	81	10	199	South Carolina	281	South Carolina	281
Batting Average (295 ranked)	65	6	0.297	Austin Peay	0.347	Tennessee	0.329
Double Plays (295 ranked)	111	3	26	Michigan	45	South Carolina	31
Double Plays Per Game (295 ranked)	128	2	0.67	Western Caro.	1.13	South Carolina	0.78
Doubles (295 ranked)	62	5	82	Virginia	108	Tennessee	106
Doubles Per Game (295 ranked)	59	5	2.10	Columbia	2.94	Tennessee	2.59
Earned Run Average (295 ranked)	18	5	4.16	Arkansas	2.91	Arkansas	2.91
Fielding Percentage (295 ranked)	41	6	0.977	Rider	0.983	Arkansas	0.982
Hit Batters (295 ranked)	155	4	51	Saint Peter's	106	Missouri	72
Hit by Pitch (295 ranked)	29	3	77	LMU (CA)	109	Florida	81
Hits (295 ranked)	125	8	378	Virginia	530	Tennessee	455
Hits Allowed Per Nine Innings (295 ranked)	6	2	7.42	Arkansas	6.51	Arkansas	6.51
Home Runs (295 ranked)	53	8	60	Tennessee	115	Tennessee	115
Home Runs Per Game (295 ranked)	53	8	1.54	Tennessee	2.80	Tennessee	2.80
On Base Percentage (295 ranked)	34	4	0.417	Wofford	0.457	Georgia	0.442
Runs (295 ranked)	32	4	331	Tennessee	427	Tennessee	427
Sacrifice Bunts (295 ranked)	36	1	25	Western Ky.	62	Kentucky Mississippi St.	25 25
Sacrifice Flies (295 ranked)	82	6	19	Nicholls	40	Ole Miss	28
Scoring (295 ranked)	28	4	8.5	Wofford	11.1	Tennessee	10.4
Shutouts (104 ranked)	12	5	4	Texas A&M	8	Texas A&M	8
Slugging Percentage (295 ranked)	34	6	0.516	Tennessee	0.660	Tennessee	0.660
Stolen Bases (295 ranked)	22	1	81	VMI	145	Kentucky	81
Stolen Bases Per Game (295 ranked)	23	1	2.08	VMI	3.30	Kentucky	2.08
Strikeout-to-Walk Ratio (295 ranked)	41	8	2.38	Arkansas	3.79	Arkansas	3.79
Strikeouts Per Nine Innings (295 ranked)	128	14	8.6	Arkansas	12.4	Arkansas	12.4
Triple Plays (1 ranked)				5 teams tied	1	Tennessee	1
Triples (293 ranked)	93	4	9	Wofford	24	Texas A&M	13
Triples Per Game (294 ranked)	106	4	0.23	Wofford	0.63	Texas A&M	0.32
WHIP (295 ranked)	5	3	1.23	Arkansas	1.09	Arkansas	1.09
WL Pct (295 ranked)	4	4	0.821	Texas A&M	0.878	Texas A&M	0.878
Walks Allowed Per Nine Innings (295 ranked)	25	4	3.63	Arizona	2.47	Texas A&M	3.08



2024 Kentucky Baseball Overall Statistics for Kentucky (as of Apr 21, 2024) (All games Sorted by Batting avg)



Record: 32-7 Home: 17-4 Away: 13-2 Neutral: 2-1 Conference: 15-3

Player	avg	gp-gs	ab	r	h	2b	3b	hr	rbi	tb	slg%	bb	hp	so	gdp	ob%	sf	sh	sb-att	po	a	e	fld%
9 Nick Lopez	.386	36-36	140	41	54	14	2	4	29	84	.600	15	2	14	4	.444	3	0	2-2	35	7	4	.913
21 Ryan Waldschmidt	.361	36-32	122	41	44	10	0	8	30	78	.639	27	11	22	0	.506	2	0	14-20	59	0	3	.952
25 Ryan Nicholson	.325	36-32	120	27	39	6	0	12	38	81	.675	21	4	31	1	.441	0	2	3-3	262	13	5	.982
4 Emilien Pitre	.310	39-39	155	36	48	14	1	5	39	79	.510	26	3	25	5	.410	4	0	19-24	58	100	2	.988
12 Grant Smith	.307	32-30	101	22	31	3	0	5	26	49	.485	10	7	24	1	.407	0	6	2-4	46	80	2	.984
19 Nolan McCarthy	.306	35-33	124	33	38	7	1	7	28	68	.548	9	5	26	1	.377	0	2	4-6	78	1	0	1.000
2 Mitchell Daly	.287	33-32	108	25	31	7	1	5	34	55	.509	22	8	16	4	.436	2	5	6-9	21	54	2	.974
13 James McCoy	.235	29-23	81	22	19	2	1	4	19	35	.432	13	6	29	2	.373	2	0	6-6	52	1	1	.981
7 Devin Burkes	.234	37-36	128	35	30	8	0	3	24	47	.367	19	11	28	0	.373	3	3	14-16	288	13	1	.997

1 Patrick Herrera	.318	19-16	44	15	14	3	1	0	11	19	.432	13	9	14	0	.537	1	1	1-2	18	2	0	1.000
8 Ty Crittenger	.250	17-7	24	6	6	1	0	2	3	13	.542	4	0	9	0	.357	0	2	6-6	12	0	1	.923
34 Lukas Schramm	.238	9-6	21	5	5	1	1	1	5	11	.524	2	0	10	1	.304	0	1	1-1	10	1	1	.917
52 Austin Fawley	.235	9-4	17	3	4	1	0	2	5	11	.647	1	0	6	1	.278	0	1	0-0	40	0	0	1.000
54 Eli Small	.222	10-1	9	3	2	0	0	1	2	5	.556	3	2	4	0	.467	1	0	0-0	3	0	0	1.000
42 Griffin Cameron	.190	9-8	21	5	4	0	0	0	4	4	.190	6	1	8	0	.379	1	1	2-2	15	1	0	1.000
6 Reuben Church	.185	19-7	27	6	5	3	0	0	5	8	.296	4	6	10	0	.405	0	0	0-0	11	4	0	1.000
47 Kyuss Gargett	.150	10-5	20	5	3	1	1	1	1	9	.450	2	0	6	1	.227	0	1	0-0	5	17	1	.957
17 Ethan Hindle	.083	7-4	12	1	1	1	0	0	3	2	.167	2	2	4	1	.313	0	0	1-1	1	2	1	.750
Totals	.297	39	1274	331	378	82	9	60	306	658	.516	199	77	286	22	.417	19	25	81-102	1026	332	32	.977
Opponents	.223	39	1267	182	282	50	5	36	168	450	.355	138	51	328	25	.320	16	12	23-29	980	378	50	.964

LOB - Team (284), Opp (276). DPs turned - Team (26), Opp (26). CI - Team (0), Opp (1). IBB - Team (2), N. Lopez 1, R. Nicholson 1, Opp (2). Picked off - R. Nicholson 2, E. Pitre 2, Waldschmidt 1, G. Smith 1, D. Burkes 1, M. Daly 1.

(All games Sorted by Earned run avg)

Player	era	w-l	app	gs	cg	sho	sv	ip	h	r	er	bb	so	2b	3b	hr	b/avg	wp	hp	bk	sfa	sha	
20 Mason Moore	3.98	7-0	10	10	0	0/0	0	52.0	39	27	23	24	45	8	1	6	.210	2	7	1	4	2	
22 Dominic Niman	4.08	7-3	10	10	1	1/1	0	53.0	49	29	24	14	47	10	1	4	.239	0	7	0	2	1	
51 Trey Pooser	4.17	3-0	11	5	0	0/0	2	41.0	35	20	19	14	37	10	0	5	.227	5	2	0	0	3	

24 Ryan Hagenow	0.00	0-0	5	0	0	0/1	0	8.1	5	0	0	1	6	0	0	0	.161	0	4	0	0	0	
13 James McCoy	0.00	0-0	5	0	0	0/1	1	3.2	3	1	0	1	3	1	0	0	.214	0	1	0	0	0	
48 Ben Cleaver	0.00	2-0	2	0	0	0/0	0	2.0	1	0	0	1	3	0	0	0	.143	1	1	0	0	0	
50 Evan Hart	0.00	0-0	2	0	0	0/1	0	0.2	1	0	0	1	1	0	0	0	.333	0	2	0	0	0	
49 Johnny Hummel	1.25	2-0	15	0	0	0/2	5	21.2	7	3	3	7	31	0	1	3	.096	5	0	0	0	0	
10 Cameron O'Brien	2.20	1-0	20	0	0	0/1	0	16.1	10	5	4	5	15	2	0	2	.179	5	2	0	1	0	
29 Robert Hogan	2.53	1-0	13	0	0	0/1	0	21.1	7	8	6	10	17	0	0	3	.101	1	4	0	0	0	
41 Evan Byers	2.95	3-0	15	0	0	0/0	0	18.1	18	8	6	4	15	0	0	2	.265	1	3	0	3	1	
43 Jackson Nove	3.10	1-0	15	0	0	0/0	2	20.1	12	7	7	11	30	1	0	1	.176	2	4	1	2	0	
28 Hayden Smith	5.40	0-0	4	0	0	0/2	0	3.1	4	4	2	2	0	1	0	0	.286	0	0	0	1	0	
39 Cooper Robinson	6.10	1-0	10	1	0	0/0	0	10.1	15	8	7	7	13	2	1	2	.349	1	1	0	1	0	
33 Travis Smith	6.23	3-3	10	5	0	0/0	0	34.2	34	26	24	20	30	5	1	5	.258	3	4	0	2	1	
26 Drew Lafferty	6.86	1-1	8	8	0	0/2	0	21.0	23	16	16	9	17	5	0	2	.280	0	2	0	0	3	
11 Colby Frieda	8.64	0-0	9	0	0	0/0	0	8.1	10	9	8	4	13	2	0	1	.278	2	4	0	0	0	
0 Jake Titus	10.80	0-0	2	0	0	0/1	0	1.2	4	3	2	0	2	2	0	0	.444	0	0	0	0	0	
40 Zach Hise	12.00	0-0	4	0	0	0/1	0	3.0	3	5	4	2	2	0	0	0	.250	1	2	0	0	1	
36 Carson Applegate	27.00	0-0	2	0	0	0/0	0	1.0	2	3	3	1	1	1	0	0	.400	0	1	0	0	0	
Totals	4.16	32-7	39	39	1	4/3	10	342.0	282	182	158	138	328	50	5	36	.223	29	51	2	16	12	
Opponents	7.88	7-32	39	39	0	0/0	4	326.2	378	331	286	199	286	82	9	60	.297	35	77	7	19	25	

PB - Team (6), D. Burkes 6, Opp (9). Pickoffs - Team (0), Opp (8). SBA/ATT - D. Burkes (18-23), T. Smith (7-8), A. Fawley (5-5), C. O'Brien (2-4), D. Niman (4-4), C. Robinson (3-3), J. Nove (2-3), M. Moore (1-2), H. Smith (1-1), D. Lafferty (0-1),



2024 Kentucky Baseball Conference statistics for Kentucky (as of Apr 21, 2024) (Conference games only Sorted by Batting avg)



Record: 15-3 Home: 7-2 Away: 8-1 Conference: 15-3

Player	avg	gp-gs	ab	r	h	2b	3b	hr	rbi	tb	slg%	bb	hp	so	gdp	ob%	sf	sh	sb-att	po	a	e	fld%	
21 Ryan Waldschmidt	.414	18-18	70	20	29	6	0	5	16	50	.714	14	4	13	0	.528	1	0	10-14	46	0	1	.979	
19 Nolan McCarthy	.389	18-18	72	24	28	5	0	7	19	54	.750	3	2	12	0	.429	0	1	1-3	43	1	0	1.000	
25 Ryan Nicholson	.379	18-18	66	20	25	2	0	10	24	57	.864	10	4	16	1	.488	0	0	1-1	139	6	4	.973	
9 Nick Lopez	.338	18-18	71	25	24	6	0	3	13	39	.549	7	2	9	1	.407	1	0	0-0	0	0	0	.000	
12 Grant Smith	.327	18-16	55	12	18	1	0	4	15	31	.564	5	3	9	1	.413	0	3	0-2	26	41	2	.971	
4 Emilien Pitre	.301	18-18	73	12	22	6	0	4	19	40	.548	10	0	10	1	.368	4	0	9-12	22	51	2	.973	
2 Mitchell Daly	.290	18-18	62	15	18	3	1	3	13	32	.516	12	5	11	2	.443	0	2	3-5	12	28	0	1.000	
13 James McCoy	.259	17-15	54	14	14	2	0	4	15	28	.519	8	1	18	1	.354	2	0	2-2	35	0	1	.972	
7 Devin Burkes	.209	18-18	67	15	14	6	0	1	13	23	.343	9	3	16	0	.321	2	3	4-6	142	5	0	1.000	

1 Patrick Herrera	.286	4-2	7	1	2	0	0	0	0	2	.286	0	0	4	0	.286	0	0	0-0	1	0	0	1.000	
6 Reuben Church	.200	7-2	10	3	2	1	0	0	2	3	.300	1	1	4	0	.333	0	0	0-0	0	2	0	1.000	
8 Ty Crittenderger	.000	5-1	4	1	0	0	0	0	0	0	.000	0	0	2	0	.000	0	1	2-2	2	0	0	1.000	
54 Eli Small	.000	2-0	1	0	0	0	0	0	0	0	.000	1	0	1	0	.500	0	0	0-0	0	0	0	.000	
47 Kyuss Gargett	.000	1-0	0	0	0	0	0	0	0	0	.000	0	0	0	0	.000	0	0	0-0	0	0	0	.000	
52 Austin Fawley	.000	2-0	0	0	0	0	0	0	0	0	.000	0	0	0	0	.000	0	0	0-0	4	0	0	1.000	
Totals	.320	18	612	162	196	38	1	41	149	359	.587	80	25	125	7	.414	10	10	32-47	477	151	11	.983	
Opponents	.212	18	586	82	124	24	1	21	77	213	.363	70	22	149	9	.314	9	5	7-8	459	177	18	.972	

LOB - Team (117), Opp (133). DPs turned - Team (9), Opp (9). CI - Team (0), Opp (1). IBB - Team (2), R. Nicholson 1, N. Lopez 1, Opp (2). Picked off - G. Smith 1, D. Burkes 1, M. Daly 1, R. Nicholson 1, Waldschmidt 1, E. Pitre 1.

(Conference games only Sorted by Earned run avg)

Player	era	w-l	app	gs	cg	sho	sv	ip	h	r	er	bb	so	2b	3b	hr	b/avg	wp	hp	bk	sfa	sha
22 Dominic Niman	3.71	4-2	6	6	1	1/0	0	34.0	28	18	14	8	30	8	1	3	.219	0	5	0	2	1
51 Trey Pooser	3.77	2-0	6	5	0	0/0	0	28.2	24	13	12	9	22	6	0	3	.224	4	1	0	0	3
20 Mason Moore	5.34	4-0	6	6	0	0/0	0	30.1	25	21	18	16	26	6	0	4	.225	0	2	0	2	1

10 Cameron O'Brien	0.00	0-0	8	0	0	0/0	0	6.0	3	1	0	3	6	0	0	0	.150	2	0	0	0	0
24 Ryan Hagenow	0.00	0-0	2	0	0	0/0	0	2.1	3	0	0	0	2	0	0	0	.273	0	1	0	0	0
13 James McCoy	0.00	0-0	1	0	0	0/0	1	0.1	0	0	0	0	0	0	0	0	.000	0	0	0	0	0
49 Johnny Hummel	2.08	1-0	7	0	0	0/0	4	13.0	5	3	3	6	16	0	0	3	.111	5	0	0	0	0
43 Jackson Nove	2.19	0-0	9	0	0	0/0	1	12.1	8	3	3	6	18	0	0	1	.195	2	2	0	2	0
41 Evan Byers	3.00	1-0	6	0	0	0/0	0	6.0	6	4	2	3	5	0	0	1	.273	0	2	0	2	0
29 Robert Hogan	3.38	1-0	5	0	0	0/0	0	8.0	4	5	3	7	7	0	0	2	.143	1	3	0	0	0
33 Travis Smith	6.60	2-1	6	1	0	0/0	0	15.0	14	11	11	8	13	3	0	4	.237	1	3	0	1	0
11 Colby Frieda	9.00	0-0	2	0	0	0/0	0	2.0	2	2	2	1	2	1	0	0	.250	0	2	0	0	0
39 Cooper Robinson	9.00	0-0	2	0	0	0/0	0	1.0	2	1	1	3	2	0	0	0	.400	1	1	0	0	0
Totals	3.91	15-3	18	18	1	1/0	6	159.0	124	82	69	70	149	24	1	21	.212	16	22	0	9	5
Opponents	8.65	3-15	18	18	0	0/0	2	153.0	196	162	147	80	125	38	1	41	.320	15	25	2	10	10

TRACKING KENTUCKY'S RECORD BOOKS

RECORD CHASING / CAREER

Several players are making their way onto and up the career charts:

Fewest Hits/9 Innings

(Min. 75 Innings)

1.	Jeff Keener	1980-81	5.11
2.	Zack Thompson	2017-19	6.09
3.	Mason Moore	2022-24	6.76
4.	Mason Hazelwood	2018-22	6.91
5.	Ryan Hagenow	2021-24	7.00
6.	Tim Brandenburg	1979-80	7.42
7.	Chris Carroll	1982-85	7.43
8.	Dustin Beggs	2015-16	7.48
9.	David Voit	1986-88	7.57
10.	Justin Lewis	2016-18	7.65

Strikeouts/9 Innings

(Min. 50 Innings)

1.	Tyler Guilfoil	2022	14.12
2.	Carson Coleman	2018-20	13.58
3.	Jackson Nove	2022-24	12.84
4.	Zack Thompson	2017-19	12.26
5.	Trevor Gott	2011-13	11.70
6.	Braden Kapteyn	2009-11	11.43
7.	Ryan Hagenow	2021-24	11.13
8.	Brian Reed	1991-94	11.09
9.	Austin Strickland	2021-23	10.90
10.	James Paxton	2007-09	10.88

Win-Loss Percentage

1.	Mason Moore	2022-24	.923
2.	Greg Dombrowski	2005-08	.821
3.	Jeff Keener	1980-81	.800
4.	Zack Thompson	2017-19	.762
5.	Dustin Beggs	2015-16	.727
6.	Lorhn Frazier	1990-93	.719
7.	Dylan Dwyer	2013-16	.714
8.	Sean Hjelle	2016-18	.688
9.	Chandler Shepherd	2012-14	.684
10.	Justin Lewis	2016-18	.682
	Daniel Harper	2018-22	.682

Stolen Bases

1.	Chad Green	1994-96	126
2.	Andy Green	1997-2000	81
3.	Paul Blandford	1995-96	66
	Terry Shumpert	1985-87	66
5.	Beau Moore	1998-01	56
6.	Chris Bisson	2008-10	48
	Austin Cousino	2012-14	48
8.	Anthony Morrow	1989-90	47
9.	Jeff Michael	1990-93	42
	John Shelby	2004-06	42
11.	Emilien Pitre	2022-24	39

MILESTONE TRACKER

Kentucky has numerous players bearing down or just reached on personal career milestone markers, including:

200 HITS

GRANT SMITH - 217
RYAN NICHOLSON - 209
MITCHELL DALY - 189

150 HITS

NICK LOPEZ - 156
TY CRITTENBERGER - 144

100 HITS

EMILIEN PITRE - 119
DEVIN BURKES - 109

200 STRIKEOUTS

DOMINIC NIMAN - 232
TREY POOSER - 213

50 STOLEN BASES

RYAN WALDSCHMIDT - 49
EMILIEN PITRE - 39 (ALL IN UK JERSEY, 11TH ALL-TIME AT UK)
TY CRITTENBERGER - 38



RYAN
HAGENOW

SINGLE-GAME RECORDS (2007-)

BATTING

Hits

6	JT Riddle	2/23/2013	Niagara
5	Nick Lopez	3/12/2024	Murray State
5	Jase Felker	3/27/2022	Georgia
5	Riley Mahan	4/21/2017	LSU
5	Zac Zellers	6/1/2012	Kent State
5	Mike Brown	3/4/2007	Milwaukee

Runs Scored

5	Chase Estep	3/27/2022	Georgia
5	Ryan Johnson	4/23/2019	at WKU
5	Evan White	3/20/2016	at Georgia
5	Mike Brown	3/4/2007	Milwaukee

RBI

8	Luke Becker	3/12/2017	Miami (OH)
7	Devin Burkes	2/26/23	Wright State
7	JaVon Shelby	3/20/2016	at Georgia
6	Mitchell Daly	2/24/2024	vs. Texas St.
6	Nolan McCarthy	3/30/2024	at Ole Miss
6	Ryan Waldschmidt	4/16/2024	at Louisville
6 others			

Doubles

3	Many times
---	------------

Triples

2	Jackson Gray	3/4/2023	Indiana State
2	Matt McKinney	3/24/2007	LSU

Home Runs

3	T.J. Collett	4/25/2021	Alabama
3	Ryan Johnson	4/23/2019	at WKU

Stolen Bases

5	Jaren Shelby	2/26/2019	EKU*
(*Kentucky Proud Park opening game)			
4	Storm Wilson	2/14/2015	Richmond

Total Bases

13	Ryan Johnson	4/23/2019	at WKU
13	Tristan Pompey	2/21/2016	Dayton
13	Lance Ray	5/11/2010	at Indiana
12	T.J. Collett	4/25/2021	Alabama

Hit By Pitch

3	Eight times
---	-------------

PITCHING

Innings

9.2	Zack Brown	4/22/2016	Arkansas
-----	------------	-----------	----------

Strikeouts

13	Zack Thompson (L)	3/29/2019	Georgia
13	Sean Hjelle (R)	2/23/2018	Oakland
13	Alex Meyer (R)	3/12/2011	Niagara
13	Alex Meyer (R)	2/20/2011	Miami (OH)
12	Zack Lee (R)	5/7/2023	South Carolina
12	Mason Hazelwood (L)	3/13/2021	Georgia St.
12	Dustin Beggs (R)	5/2/2015	Vanderbilt
12	Corey Littrell (L)	3/31/2013	Georgia
12	Jerad Grundy (L)	3/2/2013	Akron

Walks Issued

9	Zach Haake	3/31/2018	at Alabama
---	------------	-----------	------------

Hits Allowed

15	Jerad Grundy	3/31/2013	Georgia
15	Aaron Tennyson	4/28/2006	Vanderbilt
14	Dustin Beggs	5/13/2016	Ole Miss

Runs Allowed

11	Grant Macciocchi	3/16/2019	at LSU
11	Justin Lewis	3/17/2018	at Arkansas

Most Hit Batters

4	Six times
---	-----------

TEAM

Runs Scored

27	vs. UT-Martin	3/10/2007
26	vs. Ball State	3/8/2014
24	vs. Ball State	3/7/2014
22	at Mississippi State	4/19/2009
21	Five times	

At-Bats

77	vs. Kent State (NCAA)	6/1/2012
----	-----------------------	----------

Hits

24	vs. Dayton	4/4/2012
22	at Missouri	4/14/2022

Doubles

8	vs. Tennessee-Martin	3/10/2007
8	vs. Georgia	5/25/2006

Triples

3	at Furman	2/17/2007
---	-----------	-----------

Home Runs

7	Three times
---	-------------

Walks

15	vs. Tennessee-Martin	3/10/2007
14	vs. Miami University	3/26/2024

Hit By Pitch

10	vs. Monmouth	3/6/2010
9	vs. Indiana	6/4/2023

Stolen Bases

8	at Auburn	4/2/2010
7	at USC Upstate	2/17/2024
7	vs. Mississippi State	3/18/2023

Runs Allowed

20	at Indiana	3/15/2022
19	at Florida	5/21/2011
19	at Texas Tech	4/16/2019

Strikeouts

26	vs. Kent State (NCAA)	6/1/2012
----	-----------------------	----------

Strikeouts (9 inning game)

19	vs. Georgia State	3/13/2021
----	-------------------	-----------

Walks Allowed

13	Three times
----	-------------

Home Runs Allowed

7	vs. Tennessee Tech	4/22/2014
---	--------------------	-----------

Errors

6	vs. Murray State	3/15/2010
---	------------------	-----------

SINGLE-GAME RECORDS, PLAYER (MINGIONE ERA)

RUNS SCORED

5	Chase Estep	vs. Georgia	3/27/22
	Ryan Johnson	at Western Kentucky	4/23/19
4	12 times		

HITS

5	NICK LOPEZ	VS. MURRAY STATE	3/12/24
	Jase Felker	vs. Georgia	3/27/22
	Riley Mahan	vs. LSU	4/21/17

RBI

8	Luke Becker	vs. Miami (Ohio)	3/12/17
7	Devin Burkes	vs. Wright State	2/26/23
6	6 times		

DOUBLES

3	Devin Burkes	vs. Wright State	2/26/23
	Alex Rodriguez	at Western Carolina	4/11/18
	Troy Squires	vs. Eastern Kentucky	3/6/18
	Tristan Pompey	vs. Evansville	2/18/18

HOME RUNS

3	T.J. Collett	vs. Alabama	4/25/21
	Ryan Johnson	at Western Kentucky	4/23/19

TOTAL BASES

13	Ryan Johnson	at Western Kentucky	4/23/19
12	T.J. Collett	vs. Alabama	4/25/21

HIT BY PITCH

3	5 times		
---	---------	--	--

STOLEN BASES

5	Jaren Shelby	vs. Eastern Kentucky	2/26/19
3	Seven times		

HITS ALLOWED

13	Justin Lewis	at Arkansas	3/17/18
12	Cole Stupp	vs. LSU	4/9/21
11	Jimmy Ramsey	at Florida	4/26/19
	Sean Hjelle	vs. LSU	5/25/17
	Sean Hjelle	at North Carolina	2/17/17

RUNS ALLOWED

11	Grant Macciocchi	at LSU	3/16/18
	Justin Lewis	at Arkansas	3/17/18
10	Zach Haake	vs. South Carolina	4/7/18
	Sean Hjelle	vs. LSU	5/25/17
9	Sean Hjelle	vs. St. Joseph's	2/24/17

STRIKEOUTS

13	Zack Thompson	vs. Georgia	3/29/19
	Sean Hjelle	vs. Oakland	2/23/18
12	Zack Lee	vs. South Carolina	5/7/23
	Mason Hazelwood	vs. Georgia State	3/13/21

HOME RUNS ALLOWED

4	Justin Lewis	at Arkansas	3/17/18
	Zach Logue	at Missouri	4/15/17
3	Seven times		

MISC. RECORD/STREAKS

Most Runs in an Inning: 14, at Southern Illinois, 2023

Overall Winning Streak: 17 (2023)

Single-Season Winning Streak: 17 (2023)

SEC Winning Streak: 11 (2024)

Overall Losing Streak: Five (2021)

SEC Losing Streak: 11 from 2018-19

Home Winning Streak: 16 in 2023

Home Losing Streak: 6 in 2019

Road Winning Streak: 7 in 2023

Road Losing Streak: 7 in 2019

Largest Comeback; 8 vs. Western Michigan in 2022

SINGLE-SEASON RECORDS, PLAYER (MINGIONE ERA)

*Note: 2020 Covid-shortened season not included; Min. 1 AB/Game; 25 innings pitched

BATTING AVERAGE

.373	Evan White	2017
.361	Tristan Pompey	2017
.352	Kole Cottam	2018
	Zach Reks	2017
.349	Ryan Johnson	2019

SLUGGING PERCENTAGE

.691	Luke Heyer	2018
.667	Kole Cottam	2018
.637	Evan White	2017
.618	Riley Mahan	2017
.607	T.J. Collett	2021

ON-BASE PERCENTAGE

.491	Jackson Gray	2023
.464	Tristan Pompey	2017
.461	Zach Reks	2017
.453	Evan White	2017
.448	Tristan Pompey	2018

RUNS SCORED

70	Tristan Pompey	2017
70	Jackson Gray	2023
58	Riley Mahan	2017
57	Chase Estep	2022
55	Devin Burkes	2023
53	Jase Felker	2023

HITS

96	Tristan Pompey	2017
88	Riley Mahan	2017
86	Zach Reks	2017
79	Evan White	2017
77	Kole Cottam	2018
74	Jackson Gray	2023

DOUBLES

24	Evan White	2017
23	Riley Mahan	2017
20	Tristan Pompey	2018
18	Devin Burkes	2023
	Tristan Pompey	2017
17	Chase Estep	2022
	Ryan Shinn	2019
	Luke Heyer	2018

TRIPLES

6	Jackson Gray	2023
3	Jase Felker	2023
	Marcus Carson	2017
	Riley Mahan	2017

HOME RUNS

19	Kole Cottam	2018
18	Luke Heyer	2018
16	T.J. Collett	2021
15	Riley Mahan	2017
13	Three times	

RBI

71	Hunter Gilliam	2023
67	Riley Mahan	2017
57	Luke Heyer	2018
53	Devin Burkes	2023

WALKS

46	Tristan Pompey	2017
42	Zach Reks	2017
42	Emilien Pitre	2023
41	Jackson Gray	2023
40	Chase Estep	2022
39	Trey Dawson	2018

STOLEN BASES

22	Austin Schultz	2021
21	Jase Felker	2023
20	Emilien Pitre	2023
19	Jackson Gray	2023
19	Emilien Pitre	2024
17	Ryan Waldschmidt	2023
17	Breydon Daniel	2019

LOWEST ERA

0.93	Darren Williams (29.0 IP)	2022
1.59	Tyler Guilfoil (51.0 IP)	2022
1.80	Mason Moore (55.0 IP)	2023
1.95	Logan Salow (55.1 IP)	2017
2.13	Mason Hazelwood (25.1 IP)	2021
2.40	Zack Thompson (90.0 IP)	2019

LOWEST OPPONENT AVERAGE

.156	Tyler Guilfoil (51.0 IP)	2022
.164	Chris Machamer (34.0 IP)	2017
.164	Mason Moore (55.0)	2023
.184	Zack Thompson (90.0 IP)	2019

VICTORIES

11	Sean Hjelle	2017
8	Zack Thompson	2017
7	Mason Moore	2024
	Dominic Niman	2024
	3 others	

SAVES

12	Logan Salow	2017
10	Chris Machamer	2018
6	Tyler Guilfoil	2022
	Sean Harney	2021
5	Johnny Hummel	2024
	Carson Coleman	2019

APPEARANCES

31	Logan Salow	2017
28	Daniel Harper	2019
	Cole Daniels	2019
26	Daniel Harper	2022
	Cole Ayers	2019
	Jimmy Ramsey	2018

INNINGS PITCHED

108.2	Sean Hjelle	2017
99.1	Sean Hjelle	2018
91.0	Justin Lewis	2017
90.0	Zack Thompson	2019
87.0	Zach Logue	2017

STRIKEOUTS

130	Zack Thompson	2019
102	Sean Hjelle	2017
96	Zack Thompson	2017
92	Justin Lewis	2018
91	Sean Hjelle	2018