

40-14 (22-8 SEC)



AT THE BALLPARK

[2] KENTUCKY VS. WESTERN MICHIGAN

2024 NCAA LEXINGTON REGIONAL - OPENING ROUND

MAY 31 - NOON ET - SEC NETWORK

KENTUCKY PROUD PARK • LEXINGTON, KY.



FEBRUARY

16	AT USC UPSTATE~	W, 11-7
17	AT USC UPSTATE	W, 3-0
18	AT USC UPSTATE~	W, 9-3
20	MOREHEAD STATE	W, 9-5
23	VS. WASHINGTON STATE^*	L, 6-4
24	VS. TEXAS STATE^*	W, 11-5
25	VS. KANSAS^*	W, 8-5
27	WESTERN KENTUCKY	W, 5-0

MARCH

1	LIPSCOMB	W, 7-4
2	LIPSCOMB	W, 16-1 (7)
3	LIPSCOMB	W, 9-1
5	EASTERN KENTUCKY	W, 10-0 (7)
6	AT EASTERN KENTUCKY~	W, 5-2
8	KENNESAW STATE	L, 13-1 (8)
9	KENNESAW STATE	L, 10-2
10	KENNESAW STATE	W, 5-2
12	MURRAY STATE	W, 10-6
15	#25 GEORGIA	W, 16-10
16	#25 GEORGIA	W, 9-3
17	#25 GEORGIA	W, 12-2 (7)
19	EVANSVILLE	W, 11-3
22	AT MISSOURI	W, 9-4 (11)
23	AT MISSOURI	L, 2-1
24	AT MISSOURI+	W, 7-6
26	MIAMI UNIVERSITY	W, 9-5
29	AT #22 OLE MISS	W, 5-3
30	AT #22 OLE MISS	W, 17-9
31	AT #22 OLE MISS	W, 15-1 (7)

APRIL

2	LOUISVILLE+	PPD
5	#11 ALABAMA	W, 6-2
6	#11 ALABAMA	W, 7-0
7	#11 ALABAMA+	W, 10-1
9	AT SAMFORD	L, 9-7
11	AT AUBURN&	W, 6-5
12	AT AUBURN	W, 9-1
13	AT AUBURN	W, 13-8
16	AT LOUISVILLE^	W, 17-13
19	#2 TENNESSEE	W, 5-3
20	#2 TENNESSEE	L, 9-4
21	#2 TENNESSEE	L, 13-11
26	#19 AT SOUTH CAROLINA	L, 6-5 (10)
27	#19 AT SOUTH CAROLINA+	W, 15-13
28	#19 AT SOUTH CAROLINA+	L, 10-0 (7)

MAY

3	#2 ARKANSAS	L, 10-3
4	#2 ARKANSAS	W, 11-3
5	#2 ARKANSAS	W, 7-4
7	AT XAVIER!	CNCLD
10	AT FLORIDA	W, 12-11 (10)
11	AT FLORIDA+	L, 10-1
12	AT FLORIDA+	W, 7-5 (10)
14	WRIGHT STATE	CNCLD
16	VANDERBILT	W, 10-5
17	VANDERBILT	W, 17-7 (7)
18	VANDERBILT+	L, 12-4
22	VS. [11] LSU#+	L, 11-0 (8)
23	VS. [21] #5 ARKANSAS#+	W, 9-6
24	VS. [10] SOUTH CAROLINA#+	L, 6-5
31	VS. WESTERN MICHIGAN %+	NOON

JUNE

1	VS. INDIANA STATE/ILLINOIS %	NOON/6 P.M.
---	------------------------------	-------------

Home and all SEC games on SECN+ unless otherwise noted; *D1Baseball.com; +SEC Network; &ESPN; ~ESPN+; ^ACC Network; !FloSports

^ Karbach Round Rock Classic (Round Rock, Texas)
SEC Tournament (Hoover, Ala.)
%NCAA Lexington Regional (Lexington, Ky.)

#2 KENTUCKY WILDCATS
2024 RECORD: 40-14 (22-8 SEC)
COACH: NICK MINGIONE
OVERALL RECORD: 256-164 (.610) - 8TH YEAR
AT UK: SAME

WESTERN MICHIGAN BRONCOS
2024 RECORD: 32-21 (19-11 MAC)
COACH: BILLY GERON
OVERALL RECORD: 305-398 (.433) - 14TH YEAR
AT WMU: SAME

DATE/TIME: MAY 31, 2024 | NOON ET
LOCATION (FACILITY): LEXINGTON, KY. (KENTUCKY PROUD PARK)
RADIO: UK SPORTS NETWORK; UKATHLETICS.COM (630 AM-WLAP LOCALLY)
TELEVISION: SEC NETWORK

[2] KENTUCKY OPENS NCAA RUN AT HOME VS. WESTERN MICHIGAN

- KENTUCKY WAS CHAMPIONS OF THE REGULAR SEASON IN THE SEC.
- KENTUCKY HAS REACHED BACK-TO-BACK NCAA REGIONALS FOR THE FIRST TIME IN PROGRAM HISTORY.
- KENTUCKY WON A SCHOOL-RECORD 22 SEC GAMES AND RECORD 11 SEC ROAD GAMES.
- KENTUCKY WAS THE ONLY SEC TEAM TO SWEEP FOUR SERIES IN 2024.
- KENTUCKY IS 14-5 VS. RANKED TEAMS THIS SEASON AND ITS 22 QUAD 1 WINS ARE THE MOST IN DIVISION I.
- KENTUCKY HAS WON 40 GAMES IN BACK-TO-BACK SEASONS FOR THE FIRST TIME IN SCHOOL HISTORY.
- AT 14-1 IN SEC PLAY, KENTUCKY GOT OFF TO THE BEST LEAGUE START IN ITS HISTORY, WON 11 STRAIGHT SEC GAMES FOR THE FIRST TIME AND LED THE SANDINGS BY TWO GAMES AT THE MIDPOINT.
- KENTUCKY GOT OFF TO AT LEAST A 9-1 START FOR THE SECOND STRAIGHT SEASON. NO SEC TEAM HAS ACCOMPLISHED THAT FEAT IN THE PAST 32 SEASONS.
- COACH NICK MINGIONE HAS 255 CAREER WINS, THIRD ON UK'S ALL-TIME LIST. HE HAS THE HIGHEST WINNING PERCENTAGE OF ANY COACH WHO HAS SKIPPED AT LEAST 100 GAMES FOR THE WILDCATS.
- UK IS RANKED 3RD IN THE RPI, AND 2ND IN ALL OF THE MAJOR DIVISION I POOLS
- KENTUCKY'S NO. 2 RANKING IS TIED FOR THE HIGHEST IN ITS HISTORY.
- NATIONALLY, THE CATS RANK: HITS ALLOWED/9 (21), TOTAL SB (19), WHIP (25), OBP (28) AND FIELDING PCT. (26).
- KENTUCKY HAS STOLEN AT LEAST 53 BASES IN EACH OF THE SIX FULL SEASONS MINGIONE HAS BEEN HEAD COACH AND HAS HAD MORE THAN 75 FOUR TIMES AND HAS BEEN SUCCESSFUL MORE THAN 77 PERCENT OF THE TIME.
- KENTUCKY IS 104-OF-132 IN 2024.
- KENTUCKY'S 16 ROAD WINS ARE THE MOST MOST IN PROGRAM HISTORY.
- KENTUCKY'S 11 SEC ROAD WINS ARE THE MOST IN PROGRAM HISTORY (9, 2017).
- KENTUCKY HIRED FORMER STAR AUSTIN COUSINO AS AN ASSISTANT COACH IN THE OFFSEASON, BROUGHT IN FORMER MISSISSIPPI STATE PITCHER AND 2013 COLLEGE WORLD SERIES STARTER TREVOR FITTS AS DIRECTOR OF PLAYER DEVELOPMENT AND FORMER UK ALL-AMERICAN LOGAN SALOW AS A GRADUATE MANAGER .
- COUSINO WAS A FORMER ALL-AMERICAN, GOLD GLOVER AND TWO-TIME USA BASEBALL MEMBER WHILE AT KENTUCKY.
- INF NICK LOPEZ HAS 20 DOUBLES TO RANK 2ND IN THE SEC AND HE IS FIFTH IN THE LEAGUE IN BATTING AVERAGE. HE WAS NAMED FIRST-TEAM ALL-SEC.
- JUNIOR OF RYAN WALDSCHMIDT RANKS 4TH IN THE SEC IN OBP AND 3RD IN STEALS. HE'S REACHING BASE HALF THE TIME AND JUST COMPLETED A 12-GAME HIT STREAK.
- WALDSCHMIDT BATTED .405 IN 30 SEC GAMES WITH A 1.212 OPS AND 19 STEALS. HE WAS NAMED SECOND-TEAM ALL-SEC.
- LOPEZ WENT 5-FOR-5 VS. MURRAY STATE TO BECOME THE THIRD PLAYER IN MINGIONE ERA WITH FIVE HITS IN A GAME.
- SENIOR INF RYAN NICHOLSON HAS 17 HOMERS, THE THIRD-MOST OF THE MINGIONE ERA.
- JUNIOR C DEVIN BURKES PICKED UP HIS 100TH CAREER HIT AT OLE MISS, JUNIOR IF EMLEN PITRE ALSO PICKED UP HIS 100TH, SENIOR NICK LOPEZ GRABBED HIS 150TH AT AUBURN AND SENIOR RYAN NICHOLSON HIS 200TH THE SAME WEEKEND. MITCHELL DALY GOT TO 200 ON HIS BIRTHDAY VS. VANDERBILT. GRANT SMITH RECORDED HIS 200TH CAREER HIT THIS SEASON.
- SENIOR IF MITCHELL DALY PLAYED IN TWO COLLEGE WORLD SERIES AND A SUPER REGIONAL WHILE AT TEXAS.
- SENIOR RP JOHNNY HUMMEL HAS 23 CAREER SAVES AND 183 STRIKEOUTS IN 122.0 CAREER INNINGS PITCHED.
- UK HAS FIVE PLAYERS WITH AT LEAST 15 CAREER STOLEN BASES AND THREE WITH 30+.
- LHP DOMINIC NIMAN WAS THE SEC PITCHER OF THE WEEK AFTER THROWING A THREE-HIT SHUTOUT VS. ALABAMA.
- RHP MASON MOORE THREW SEVEN ONE-HIT INNINGS VS. KENNESAW STATE TO BECOME THE FIRST UK PITCHER TO DO THAT SINCE ZACK LEE IN 2021 AND JUST THE SECOND OVERALL AT UK SINCE 2018.
- TEAM SPORTS VIDEOGRAPHER MYLES LOGSDON WILL BE WORKING FOR USA BASEBALL THIS SUMMER.

LAST TIME OUT

- No. 2 KENTUCKY WENT 1-2 AT THE SEC TOURNAMENT.
- THE CATS PICKED UP THEIR LONE WIN AGAINST No. 5 ARKANSAS, 9-6.
- KENTUCKY BECAME THE FIRST TEAM TO HAND SEC PITCHER OF THE YEAR HAGEN SMITH A LOSING DECISION THIS SEASON.
- THE WILDCATS LOST TO LSU AND SOUTH CAROLINA IN THEIR OTHER TWO CONTESTS.
- RYAN WALDSCHMIDT HIT TWO HOME RUNS AGAINST ARKANSAS.

NCAA BREAKDOWN

APPEARANCES: 11
ALL TIME RECORD: 22-22
REGIONAL HOSTS: FOUR TIMES (2006, 2017, 2023,2024)
BEST FINISH: SUPER REGIONALS (2017, 2023)
LAST APPEARANCE: 2023 (LEXINGTON REGIONAL CHAMPIONS)

NCAA
SUPER
REGIONAL
2017

Kentucky
24

NCAA
SUPER
REGIONAL
2023

SEC CHAMPS!

With fireworks exploding over a videoboard bearing a championship logo, Kentucky claimed its second South-eastern Conference regular season championship with a 22-8 mark.

The title came in wire-to-wire fashion. UK won eight of 10 league series and was the only team in the conference to record four sweeps. It also set a school record with 11 road SEC wins.

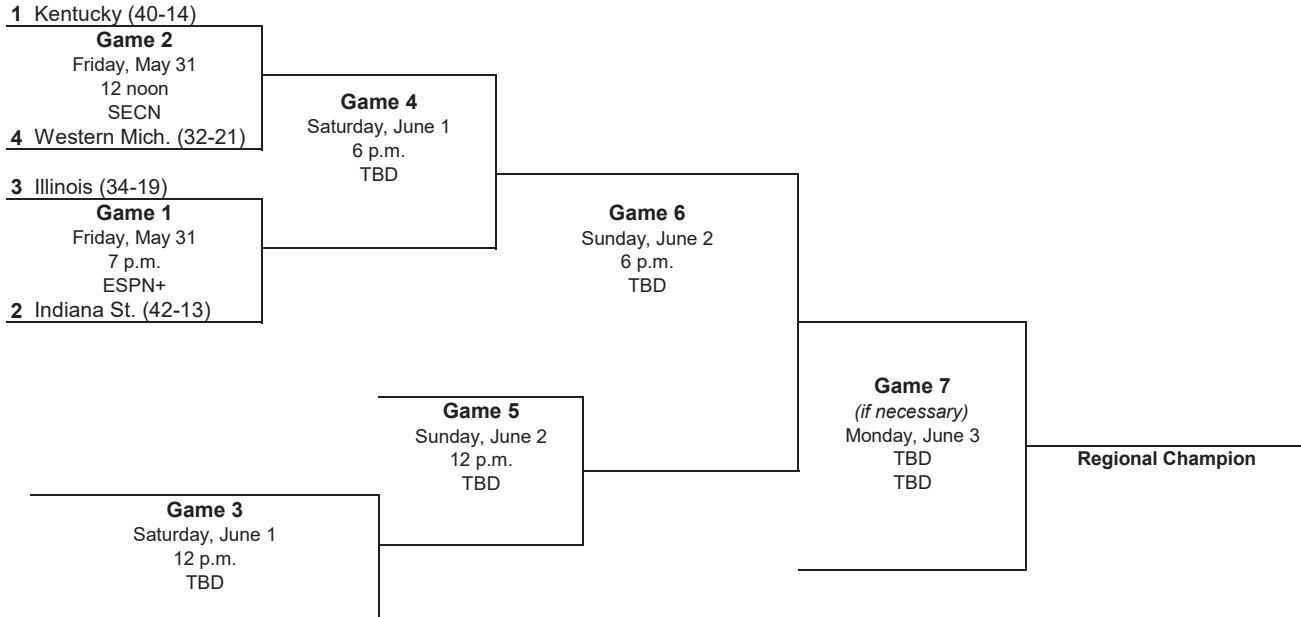
The victory etched the 2024 team in the record books with its 2006 brethren.

Coach Nick Mingione further stamped his mark on the program in his eighth season. He now has been a part of the coaching staff on both title teams and both squads that have advanced to a Super Regional.





**2024 NCAA Division I Baseball Championship
Lexington Regional
May 31 - June 3, 2024**



*Home team
All times are local and subject to change.

© 2024 National Collegiate Athletic Association. No commercial use without the NCAA's written permission.

BRACKET BREAKDOWN



[2] INDIANA STATE

Record: 42-13 (22-5 MVC)
Missouri Valley Conference Regular Season Champions - At Large
Series History: Kentucky leads, 10-4 (Last Meeting: UK swept in 2023)
NCAA History: 13 Appearances (Last: 2023 Terre Haute Regional Champions/Fort Worth Super Regional)



[3] ILLINOIS

Record: 34-19 (18-6 B1G)
Big Ten Conference Regular Season Champions - At Large
Series History: Tied, 3-3 (Last Meeting: UK 6-2 UI in 2001)
NCAA History: 13 Appearances (Last: 2019 Oxford Regional)



[4] WESTERN MICHIGAN

Record: 32-21 (19-11 MAC)
Mid-American Conference Tournament Champions - AQ
Series History: Kentucky leads, 16-2 (Last Meeting: UK swept in 2022)
NCAA History: 13 Appearances (Last: 2016 Louisville Regional)

UK POSTSEASON HISTORY

NCAA TOURNAMENT

Appearances: 10

Best finish: Super Regional (2017, 2023)

Overall record: 22-22 (.500)

1949—DISTRICT III

AT CHARLOTTE, N.C.

Wake Forest 5, Kentucky 3

Kentucky 2, Richmond 0

Kentucky 2, Mississippi State 0

Wake Forest 8, Kentucky 0

1950—DISTRICT III

AT KANNAPOLIS, N.C.

Wake Forest 9, Kentucky 4

Kentucky 4, Clemson 2

Wake Forest 9, Kentucky 2

1988—NORTHEAST REGIONAL

AT NEW BRITAIN, CONN.

Kentucky 6, Rutgers 2

Kentucky 12, St. John's 5

Kentucky 8, Clemson 7

Stanford 6, Kentucky 5

Stanford 16, Kentucky 2

1993—CENTRAL REGIONAL II

AT AUSTIN, TEXAS

Southern Cal. 7, Kentucky 1

Texas 8, Kentucky 3

2006—LEXINGTON REGIONAL II

AT LEXINGTON, KY.

Ball State 3, Kentucky 1

Kentucky 10, Notre Dame 4

Kentucky 12, Ball State 9

Coll. of Charleston 7, Kentucky 4

2008—ANN ARBOR REGIONAL

AT ANN ARBOR, MICH.

Michigan 7, Kentucky 5

Kentucky 4, E. Michigan 3

Kentucky 12, Michigan 6

Arizona 5, Kentucky 3

2012—GARY REGIONAL

AT GARY, IND. (HOSTED BY PURDUE)

Kent State 7, Kentucky 6 (21 innings)

Kentucky 8, Valparaiso 1

Kentucky 6, Purdue 3

Kent State 3, Kentucky 2

2014—LOUISVILLE REGIONAL

AT LOUISVILLE, KY.

Kansas 10, Kentucky 6

Kentucky 4, Kent State 2

Kentucky 8, Kansas 3

Louisville 4, Kentucky 1

2017—LEXINGTON REGIONAL

AT LEXINGTON, KY.

Kentucky 6, Ohio 4

NC State 5, Kentucky 4

Kentucky 14, Indiana 9

Kentucky 8, NC State 6

Kentucky 10, NC State 5

2017—LOUISVILLE SUPER REGIONAL

AT LOUISVILLE, KY.

Louisville 5, Kentucky 2

Louisville 6, Kentucky 2

2023 - LEXINGTON REGIONAL

AT LEXINGTON, KY.

Kentucky 4, Ball State 0

Indiana 5, Kentucky 3

Kentucky 10, West Virginia 0

Kentucky 16, Indiana 6

Kentucky 4, Indiana 2

2023—BATON ROUGE SUPER REGIONAL

AT BATON ROUGE, LA.

LSU 14, Kentucky 0

LSU 8, Kentucky 3

SEC AWARDS



NICK MINGIONE
Coach of the Year



NICK LOPEZ
First Team



RYAN WALDSCHMIDT
Second Team



Daly, Moore, Pitre
Defensive Team

Nick Lopez was named First-Team All-Southeastern Conference on Monday, capping a sensational season that witnessed him flirt with .400 for much of the campaign. Ryan Waldschmidt earned second team honors, while Mitchell Daly, Mason Moore and Emilien Pitre were named to the All-SEC Defensive Team. The league coaches voted on the awards.

Nick Mingione also was named SEC Coach of the Year for the second time in eight seasons.

Lopez, a graduate transfer from Southern Cal, has been scorching all season before finishing with a .380 batting average and 1.053 OPS in 48 games as Kentucky's primary designated hitter. He also saw early-season time at third and first base.

The Santa Ana, California native scored 52 runs, had 70 hits, two triples, six home runs, 22 walks and drove in 47. His 20 doubles are tied for the third-most in a season in the Mingione era. In SEC play he hit .348 with 31 RBI. He has 23 multi-hit games this season.

Waldschmidt was even hotter in conference play, finishing as one of a handful of players with a batting average over .400 (.405). Overall, he hit .370 with a 1.153 OPS, 59 runs, 16 doubles, 11 home runs, 39 RBI, 31 walks, 16 hit by pitch and 23 stolen bases, which are the most in a season for a player in the Mingione era.

Maybe most impressive was the Bradenton, Florida native produced this season after recovering from a torn ACL in summer baseball in 2023. He did not return to the outfield until several weeks into the season.

Pitre, a junior from Quebec, Canada, earned defensive honors for the second consecutive season. He has been nearly flawless with just two errors in 210 chances this season, a fielding percentage of .990. He forms half the duo of one of the best defensive middle infields in the country and was part of 23 double plays turned this season.

Daly, who excelled at shortstop at his previous stop, moved to third base at UK and has been tremendous, ending several games with defensive gems. The Madison, Alabama native had just two errors in 104 chances this season for a .981 fielding percentage and gave the Cats an athletic, fearless presence at third.

Moore, from Morehead, Kentucky, showed off the range and athleticism at pitcher that made him a star basketball player in high school. He was flawless in 14 chances off the mound and helped make sure two of three would-be base stealers were caught stealing against him.

2024 QUICK FACTS

University of Kentucky

Location: Lexington, Ky.
 Founded: 1865
 Nickname: Wildcats
 Colors: Blue (PMS 286) and White
 Conference: Southeastern (Eastern Division)
 President: Dr. Eli Capilouto (Alabama, 1971)
 Faculty Representative: Joseph L. Fink
 (Philadelphia College of Pharmacy and Science, 1970)

Coaching Staff

Head Coach: Nick Mingione (Embry-Riddle, 2000)
 Career Record: 256-164 (.610-); 8th season
 Record at UK: Same
 Best Time to Call: Contact SID
 Assistant Coach: Dan Roszel, 5th season (North Florida, 2000)
 Assistant Coach: Austin Cousino, 1st season (Kentucky, 2016)
 Assistant Coach: Nick Ammirati, 3rd season (Miss. State, 2013)
 Director of Operations: Brock Doud
 Director of Communications/PR: Matt May
 matt.may@uky.edu; (859) 806-7463 (cell); (859) 257-8504 (office)

2024 Review

Overall Record: 40-14
 Home: 21-6
 Away: 16-5
 Neutral: 3-2
 Conference Record: 22-8
 Home: 11-4
 Away: 11-4
 Conference Finish: Co-Champions

History

All-Time Record: 2,078-1,936-25 (.518) through 2024
 All-Time Conference Record: 791-1,031-8 (.434)
 All-Time Conference Tournament Record: 26-42 (.382)
 Conference Tournament Titles: none
 Conference Titles: two (2006, 2024)
 NCAA Tournament Appearances: 11
 NCAA Tournament Record: 22-21 (.511)
 Super Regional Appearances: two (2017, 2023)
 College World Series Appearances: none



2024 HONORS

COACH NICK MINGIONE

- SEC COACH OF THE YEAR (2024)

NICK LOPEZ

- ALL-SEC, 1ST TEAM (2024)

RYAN WALDSCHMIDT

- ALL-SEC, 2ND TEAM (2024)
- NO. 98 2024 MLB DRAFT PROSPECT (D1 BASEBALL)
- TOP 200 2024 MLB DRAFT BOARD (PERFECT GAME)

EMILIEN PITRE

- ALL-SEC DEFENSIVE TEAM (2024)
- ROUND ROCK CLASSIC ALL-TOURNAMENT TEAM
- TOP 10 SECOND BASEMAN (D1BASEBALL)
- ALL-SEC DEFENSIVE TEAM (2ND BASE)

MITCHELL DALY

- ALL-SEC DEFENSIVE TEAM (2024)
- ROUND ROCK CLASSIC ALL-TOURNAMENT TEAM
- TOP 30 COLLEGE SENIOR (PERFECT GAME)
- ALL-SEC DEFENSIVE TEAM (3RD BASE)

MASON MOORE

- ALL-SEC DEFENSIVE TEAM (2024)
- PRESEASON ALL-AMERICA, THIRD TEAM (NCBWA)
- TOP 60 STARTING PITCHER (D1BASEBALL)
- ALL-SEC DEFENSIVE TEAM (PITCHER)

DOMINIC NIMAN

- SEC PITCHER OF THE WEEK (APRIL 8, 2024, WEEK 8)
- NCAA BASEBALL PITCHER OF THE WEEK (APRIL 10, 2024, WEEK 8)
- D1BASEBALL.COM SEC EXTRA PITCHER OF THE WEEK (APRIL 8, 2024, WEEK 8)
- PRESEASON ALL-AMERICA, FIRST TEAM (NCBWA)
- TOP 100 TRANSFERS (D1BASEBALL)
- TOP 150 STARTING PITCHER (D1BASEBALL)

DEVIN BURKES

- MR. WILDCAT (2024)
- PRESEASON ALL-SEC, SECOND-TEAM (COACHES)
- BUSTER POSEY NATIONAL CATCHER OF THE YEAR WATCH LIST, 2024
- BOBBY BRAGAN NATIONAL COLLEGIATE SLUGGER WATCH LIST, 2024
- TOP 10 CATCHER (D1BASEBALL)

EVAN BYERS

- SEC COMMUNITY SERVICE TEAM, 2024
- FRANK G. HAM SOCIETY OF CHARACTER (UNIV. OF KENTUCKY)

RYAN HAGENOW

- TOP 30 COLLEGE SENIOR (PERFECT GAME)

JOHNNY HUMMEL

- MIDSEASON STOPPER OF THE YEAR WATCH LIST (NCBWA)

RYAN NICHOLSON

- TOP 40 FIRST BASEMAN (D1BASEBALL)
- TOP 100 TRANSFERS (D1BASEBALL)

GRANT SMITH

- TOP 40 SHORTSTOPS (D1BASEBALL)

TRAVIS SMITH

- TOP 50 STARTING PITCHER (D1BASEBALL)
- NO. 71 2024 MLB DRAFT PROSPECT (MLB.COM)
- TOP 200 2024 MLB DRAFT BOARD (PERFECT GAME)

2024 ROSTER

NUMERICAL ROSTER

No.	Name	Pos.	B/T	Ht.	Wt.	Cl.	Hometown/Previous School
0	Jake Titus	RHP	L/R	6-4	200	FR	Ottawa, Kan./Ottawa HS
1	Patrick Herrera	IF	R/R	6-2	190	JR	Mesa, Ariz./Northwestern University
2	Mitchell Daly	IF	R/R	6-1	190	SR	Madison, Ala./Texas
4	Émilien Pitre	IF	L/R	5-11	185	JR	Repentigny, Quebec/Felix-Leclerc HS
6	Reuben Church	IF	R/R	6-2	225	SR	Maryville, Tenn./Maryville HS
7	Devin Burkes	C	R/R	6-3	215	R-JR	Bradenton, Fla./Villages Charter HS
8	Ty Crittenberger	OF	R/R	6-0	180	GR	Lighthouse Point, Fla./Western Kentucky
9	Nick Lopez	IF	S/R	6-2	205	GR	Santa Ana, Calif./Santa Ana CC/Southern Cal
10	Cameron O'Brien	RHP	R/R	6-5	220	GR	Wake Forest, N. Car./Campbell
11	Colby Frieda	RHP	R/R	6-3	240	JR	St. John's, Fla./Creekside HS
12	Grant Smith	IF	R/R	6-0	200	SR	Albuquerque, N.M./Univ. of Incarnate Word
13	James McCoy	IF	S/R	6-4	215	R-SO	Port St. Joe, Fla./Wesleyan (Ga.) HS
14	Ben Higdon	OF	L/R	6-3	205	JR	Paducah, Ky./John A. Logan College
16	Landon Franklin	IF	R/R	6-2	190	FR	Cleveland, Tenn./Walker Valley HS
17	Ethan Hindle	IF	R/R	6-1	200	FR	Delafield, Wisc./Arrowhead HS
19	Nolan McCarthy	OF	R/R	6-0	205	R-JR	Kalamazoo, Mich./Portage Northern HS
20	Mason Moore	RHP	R/R	6-4	230	JR	Morehead, Ky./Rowan County Senior HS
21	Ryan Waldschmidt	OF/IF	R/R	6-2	205	JR	Bradenton, Fla./Charleston Southern
22	Dominic Niman	LHP	L/L	6-3	225	GR	West Hartford, Conn./Cen. Connecticut State
24	Ryan Hagenow	RHP	R/R	6-5	215	SR	Knoxville, Tenn./Farragut HS
25	Ryan Nicholson	IF	L/L	6-4	225	GR	Louisville, Ky./Univ. of Cincinnati
26	Drew Lafferty	RHP	R/R	6-1	200	R-FR	South Park, Pa./South Park HS
28	Hayden Smith	LHP	L/L	6-2	205	R-FR	Nicholasville, Ky./West Jessamine HS
29	Robert Hogan	RHP	R/R	6-0	190	JR	North Oaks, Minn./Texas A&M
33	Travis Smith	RHP	R/R	6-4	215	R-SO	Walton, Ky./Walton-Verona HS
34	Lukas Schramm	OF	R/R	6-3	215	R-FR	Apex, N.C./Pro5 Baseball Academy
35	Blake Bowen	UTIL	L/R	6-2	195	FR	Wooster, Ohio/Wooster HS
36	Carson Applegate	RHP	R/R	6-0	190	R-FR	Columbus, N.J./The Hun HS
39	Cooper Robinson	RHP	R/R	6-5	225	JR	Folsom, Calif./Univ. of California-Irvine
40	Zach Hise	RHP	R/R	6-5	215	JR	Joliet, Ill./Missouri
41	Evan Byers	LHP	L/L	5-11	185	R-JR	Nicholasville, Ky./Lexington Christian Academy
42	Griffin Cameron	OF	L/L	6-1	175	FR	Lexington, Ky./Lexington Catholic HS
43	Jackson Nove	LHP	L/L	6-5	225	JR	Fairfax, Iowa/Prairie HS
47	Kyuss Gargett	IF	S/R	6-1	180	FR	Anderson, Ind./Cathedral HS
48	Ben Cleaver	LHP	L/L	6-3	180	FR	Chapel Hill, Tenn./Independence HS
49	Johnny Hummel	RHP	R/R	6-0	175	GR	Charlotte, N. Car./Erskine College
50	Evan Hart	LHP	R/L	6-5	200	FR	Harrodsburg, Ky./Mercer County HS
51	Trey Pooser	RHP	R/R	6-4	205	GR	Hanahan, S. Car./College of Charleston
52	Austin Fawley	C/IF	R/R	6-2	190	R-FR	West Palm Beach, Fla./Park Vista Community School
54	Eli Small	C/OF	L/R	6-1	190	FR	Elkhorn, Neb./Elkhorn South HS
55	Tommy Skelding	RHP	R/R	6-3	200	FR	Atwater, Ohio/Marlington HS

ALPHABETICAL

36	Carson Applegate	RHP
35	Blake Bowen	UTIL
7	Devin Burkes	C
41	Evan Byers	LHP
42	Griffin Cameron	OF
6	Reuben Church	IF
48	Ben Cleaver	LHP
8	Ty Crittenberger	OF
2	Mitchell Daly	IF
52	Austin Fawley	C/INF
16	Landon Franklin	IF
11	Colby Frieda	RHP
47	Kyuss Gargett	IF
24	Ryan Hagenow	RHP
50	Evan Hart	LHP
1	Patrick Herrera	IF
14	Ben Higdon	OF
17	Ethan Hindle	IF
40	Zach Hise	RHP
29	Robert Hogan	RHP
49	Johnny Hummel	RHP
26	Drew Lafferty	RHP
9	Nick Lopez	IF
19	Nolan McCarthy	OF
13	James McCoy	IF
20	Mason Moore	RHP
25	Ryan Nicholson	IF
22	Dominic Niman	LHP
43	Jackson Nove	LHP
10	Cameron O'Brien	RHP
4	Émilien Pitre	IF
51	Trey Pooser	RHP
39	Cooper Robinson	RHP
34	Lukas Schramm	OF
55	Tommy Skelding	RHP
54	Eli Small	C/OF
12	Grant Smith	IF
28	Hayden Smith	LHP
33	Travis Smith	RHP
0	Jake Titus	RHP
21	Ryan Waldschmidt	OF/IF

COACHING STAFF

Head Coach: Nick Mingione (Embry-Riddle, 2000)
Career Record (all at Kentucky): 256-164 (.610); 8th season

Assistant Coach/Pitching: Dan Roszel, #15 (North Florida, 2000)

Assistant Coach/Recruiting Coordinator: Austin Cousino, #91 (Kentucky, 2016)

Assistant Coach: Nick Ammirati, #45 (Mississippi State, 2013)

Director of Operations: Brock Doud

Director of Player Development: Trevor Fitts

PRONUNCIATION GUIDE

Ammirati	Am-uh-rah-tee
Cousino	Coo-suh-no
Daly	Day-lee
Émilien Pitre	En-milly-en Peetree
Frieda	Cole-bee Free-duh
Kyuss Gargett	KY-us GAR-get
Hagenow	Hey-guh-now
Mingione	Min-G-own
Niman	NEYE-man
Nove	No-Vee
Pooser	Poo-zer
Roszel	ROSE-el

2024 SOCIAL MEDIA ROSTER

NAME	TWITTER
CARSON APPLLEGATE	@CAPPLE_5
BLAKE BOWEN	@BLAKEBOWEN24
HUDSON BROWN	@HBBROWN2318
DEVIN BURKES	@DEVIN_BURKES
EVAN BYERS	@EVAN_BYERS21
GRIFFIN CAMERON	@GRIFCAMERON15
REUBEN CHURCH	@REUBEN_CHURCH12
BEN CLEAVER	@BEN34CLEAVER
TY CRITTENBERGER	@CRITTENBERGERTY
MITCHELL DALY	N/A
AUSTIN FAWLEY	@FAWLEY_AUSTIN
LANDON FRANKLIN	@LANDONFRANKLIN_
COLBY FRIEDA	@FRIEDA.COLBY
KYUSS GARGETT	@KYUSSG2
RYAN HAGENOW	@HAGENOWRYAN
EVAN HART	@EVAN23HART
PATRICK HERRERA	@PATRICKCHERRERA
BEN HIGDON	@BENHIGDON4
ETHAN HINDLE	@EHINDLE_27
ZACH HISE	@ZACHHISE24
ROBERT HOGAN	@ROBERTHOGAN1423
JOHNNY HUMMEL	@HUMMELJOHNNY
DREW LAFFERTY	N/A
NICK LOPEZ	@NICK34LOPEZ
NOLAN MCCARTHY	@NOLANMCCARTHY9
JAMES MCCOY	@J_MCCOY2021
MASON MOORE	@MASONMOORE_20
RYAN NICHOLSON	@RYNICHOLSON25
DOMINIC NIMAN	@DOMNIMAN
JACKSON NOVE	@JACKSON_NOVE
CAMERON O'BRIEN	@CAMERONOBRIEN_1
EMILIEN PITRE	@EMILIEN_PITRE
TREY POOSER	@POOSERTREY
JACOB PRICE	@JACOBPRICE3219
COOPER ROBINSON	@COOP_ROBINSON
RAYMOND SAATMAN	@RAYMONDSAATMAN
LUKAS SCHRAMM	@BATTERINSCHRAMM
TOMMY SKELDING	@TOMMYSKELDING
JOSH SKOWRONSKI	@SKOWRONSKI_JOSH
ELI SMALL	@SMALLELI
GRANT SMITH	@GRANTSMITHNM
HAYDEN SMITH	@HAYDENSMITH013
TRAVIS SMITH	@TRAVISS1109
JAKE TITUS	@JAKETITUS4
RYAN WALDSCHMIDT	@RYANWALDY21
COACH MINGIONE	@COACH_MINGIONE
COACH COUSINO	@STR8CHED
COACH ROSZEL	@ROSZELD
COACH AMMIRATI	@COACH_AMMO17

NAME	INSTAGRAM
CARSON APPLLEGATE	@CARSON_APPLEGATE
BLAKE BOWEN	@BLAKEBOWEN24
HUDSON BROWN	@H_BROWN_18
DEVIN BURKES	@DB_GO_HARD24
EVAN BYERS	@EVAN_BYERS21
GRIFFIN CAMERON	@GRIFFIN_CAMERON
REUBEN CHURCH	@REU6EN
BEN CLEAVER	@BEN34CLEAVER
TY CRITTENBERGER	@T.Y.954
MITCHELL DALY	@MITCHDALY19
AUSTIN FAWLEY	@AUSTIN.FAWLEY
LANDON FRANKLIN	@LANDON_FRANKLIN28
COLBY FRIEDA	@COLBY_FRIEDA
KYUSS GARGETT	@_KYUSS
RYAN HAGENOW	@RYANHAGENOW
EVAN HART	@EVANHART.23
PATRICK HERRERA	@PATRICKHERRERA2
BEN HIGDON	@BENHIGDON4
ETHAN HINDLE	@ETHAN.HINDLE27
ZACH HISE	@ZACHHISE
ROBERT HOGAN	@ROBERT_HOGAN23
JOHNNY HUMMEL	@JOHNNY.HUMMEL49
DREW LAFFERTY	@DREW.LAFFERTY
NICK LOPEZ	@DIMITRI.LOPEZ_
NOLAN MCCARTHY	@NOLAN_MCCARTHY
JAMES MCCOY	@J.MCCOY13
MASON MOORE	@MASONMOORE20
RYAN NICHOLSON	@RYAN_NICHOLSON25
DOMINIC NIMAN	@DOMNIMAN
JACKSON NOVE	@JACKSON.NOVE
CAMERON O'BRIEN	@CAMERON.OBRIEN18
EMILIEN PITRE	@EMILIEN_PITRE
TREY POOSER	@T.POOSER
JACOB PRICE	@JACOB.PRICE32
COOPER ROBINSON	@COOP.ROBINSON
RAYMOND SAATMAN	@RAYMONDSAATMAN
LUKAS SCHRAMM	@LUKASSCHRAMM_
TOMMY SKELDING	@TOMMYSKELDING
JOSH SKOWRONSKI	@_SKRONK
ELI SMALL	@ELI.SMALL1313
GRANT SMITH	@_GRANT.SMITH_
HAYDEN SMITH	@HAYDENBSMITH
TRAVIS SMITH	@TSMITH.9
JAKE TITUS	@JAKETITUS4
RYAN WALDSCHMIDT	@RYANWALDSCHMIDT



GRANT
SMITH

SEBALL KENTUCKY BASEBALL KENTUCKY BASEBALL KENTUCKY BAS

Kentucky

GRANT SMITH

D1BASEBALL.COM

Smith has been compared to former big leaguer Adam Everett in that he's not the flashiest defender but he's a guy who will make every routine play (and some of the not routine plays) look routine.

SEBALL KENTUCKY BASEBALL KENTUCKY BASEBALL KENTUCKY BAS

Kentucky

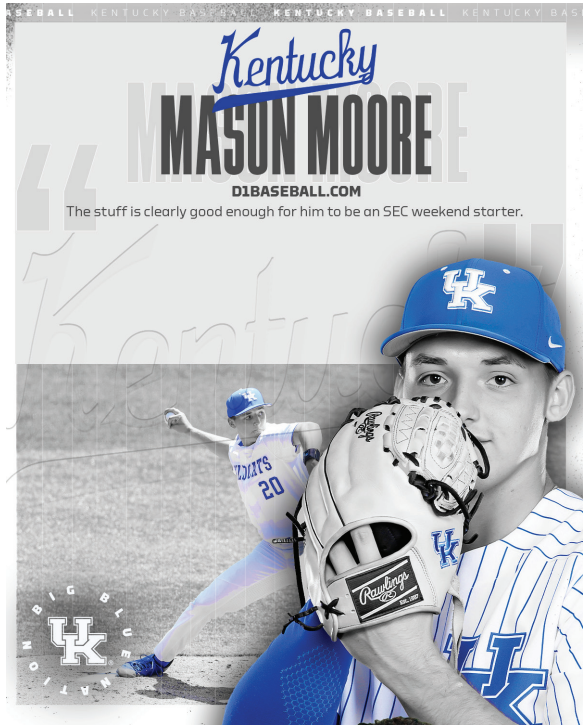
NOLAN MCCARTHY

D1BASEBALL.COM

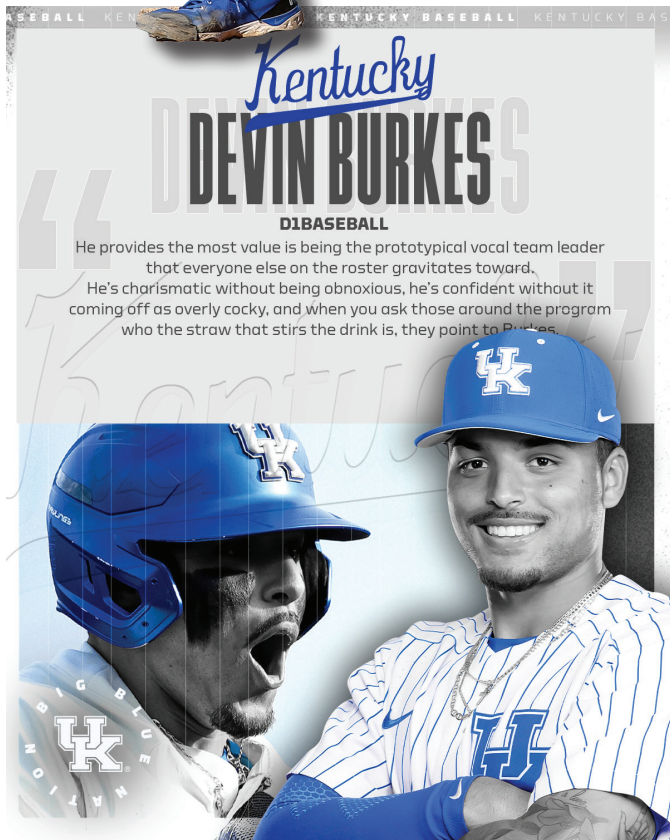
McCarthy has gotten progressively better in his time at Kentucky but looks poised for a true breakout in 2024, especially if his two-homer performance against Morehead State is any indication. He's a tools player who looks the part physically, and there's star power there if he can put it all together.

NOLAN
MCCARTHY





MASON
MOORE



DEVIN
BURKES

ÉMILIEEN PITRE



Kentucky
EMILIEEN PITRE
D1BASEBALL.COM

Pitre is quietly the player who serves as the engine in the Kentucky lineup, and he's a perfect fit for the way the Wildcats play offense. He handles the bat well, shows excellent plate discipline and is a threat to steal every time he's on base. Defensively, he's skilled enough to play shortstop, but at second base, he contributes to Kentucky having arguably the best defensive infield in the country.

Kentucky
TRAVIS SMITH
MLB.COM

He looked better than ever during fall practice, and if he can maintain that stuff during 2024, he could go in the top two rounds. If he stays on track toward developing two plus offerings and average control, he could be a mid-rotation starter.



TRAVIS SMITH

WEEK 16 SCHEDULE FOR KENTUCKY BASEBALL

MONDAY - 27	TUESDAY - 28	WEDNESDAY - 29	THURSDAY - 30	FRIDAY - 31	SATURDAY - 1	SUNDAY - 2
Selection Show Practice	Practice	Practice	Practice	VS. Western Michigan Noon ET SEC Network	vs. Indiana State/ Illinois Noon ET / 6 p.m. ET TBD	TBD

BACK 2 BACK

Kentucky has qualified for back-to-back NCAA Regionals for the first time in program history, with both being hosted in Lexington. This is only the second time the Wildcats have made consecutive postseason appearances, with the Cats making the 1949 and 1950 NCAA District III Tournaments, but falling short of the Regional round in both tries.

REGIONAL OF CHAMPIONS

The Lexington Regional is one of two regionals in the country (Oklahoma) where all four teams won a conference championship (regular season or tournament) in 2024. Kentucky won its second SEC Regular Season Championship in program history, Indiana State won the Missouri Valley Regular Season title for the second year in a row, Illinois claimed the Big Ten Regular Season trophy, while Western Michigan won the MAC Tournament to claim the AQ.

LEXINGTON REGIONAL HISTORY

2024 will mark the fourth time that Kentucky has hosted an NCAA Regional. In 2006, the same year Kentucky won its first SEC Championship, the Wildcats welcomed postseason baseball to Lexington for the first time, eventually losing to College of Charleston in the regional final. In 2017, Nick Mingione's first season, Kentucky hosted its second and final regional at Cliff Hagen Stadium, winning three straight elimination games to advance to the program's first super regional. Last season, Kentucky Proud Park welcomed the NCAA Tournament for the first time, as the Cats once again played out of the loser's bracket to advance to supers. The Wildcats are 10-4 (.714) in NCAA Tournament games at home, going 2-2 in 2006, before going 4-1 in both 2017 and 2023.



STAYING AT HOME

Kentucky has hosted an NCAA Regional in each of its last three tournament appearances, winning the previous two (2017, 2023). For the first time in program history, the Cats are hosting a regional in back-to-back seasons. In fact, 2024 marks just the second time that Kentucky has qualified for back-to-back postseasons (1949,1950). Kentucky is one of five programs (Arkansas, Clemson, Oklahoma State, Virginia) to host in each of the past two seasons.

FEELING THE MAC-TION

Kentucky has played a team from the Mid-American Conference in each of its NCAA Tournament appearances in the 21st century, including Friday's opening round game vs. Western Michigan. In all four Lexington Regionals, Kentucky has played the MAC champion in the first round, losing to Ball State in 2006, before defeating Ohio in 2017 and Ball State in 2023. The Wildcats are 5-3 (.625) in the NCAA Tournament against teams from the MAC.

SCOUTING THE BRONCOS

Western Michigan qualified for the 2024 NCAA D1 Baseball Championship by winning the automatic qualifier from the Mid-American Conference. After finishing second in the regular season, WMU dominated the conference tournament, shutting out Ball State and Bowling Green in its first two games before defeating Ball State 11-3 in the championship. With the win, the Broncos qualified for their first NCAA regional since 2016, where they dropped a pair of games to Louisville and Wright State in the Derby City. WMU is led by a pair of First Team All-MAC selections in Cade Sullivan and CJ Richmond. Sullivan is batting a .397 clip heading into the tournament with 10 home runs and 52 RBI, while Richmond was close behind at .387, along with 13 home runs and 64 RBI. Dylan Never, the MAC Tournament MVP, leads the team with 15 home runs and 68 RBI. The Broncos are 0-1 against teams in the Lexington Regional this season, dropping an extra-inning decision to Illinois at a neutral site. The Broncos last played in Lexington in 2022, where Kentucky swept a three-game series that featured a wild 13-12, 12 inning victory for the Cats.

SCOUTING THE SYCAMORES

After hosting, and winning, a regional in 2023, Indiana State returns to the field of 64 for the fourth time in the past five seasons after picking up 43 wins and winning another Missouri Valley Conference Regular Season title. The Sycamores enter the tournament after losing to Evansville in the MVC Tournament Championship Game. Indiana State finished the regular season with an RPI of 10 and boast power-five wins over Louisville, Illinois, Indiana, Purdue,

WILDCATS RECORD WHEN...

	2024	MINGIONE
Record	40-14	256-164
Home	21-6	171-70
Away	16-5	70-83
Neutral	3-3	11-11
SEC	22-8	100-107
Home	11-4	56-46
Road	11-4	42-61
Non-Conference.....	17-4	150-44
Home	10-2	114-22
Road	5-1	28-20
Neutral.....	2-1	8-2
Non-Power Five.....	15-3	130-19
Postseason	1-2	13-15
Day games	24-11	170-97
Night games.....	16-3	87-67
One-run games	3-3	39-29
Two-run games	4-3	31-30
Five+ run games.....	18-8	127-69
Extra-inning games	3-1	12-7
In shutouts	4-2	11-11
Scoring first	26-5	175-59
Opponent scores first.....	14-9	43-108
Scoring 10 or more runs.....	18-1	104-3
Allowing 10 or more runs	3-7	6-54
Scoring six runs or more.....	34-2	196-39
Scoring four runs or less	1-10	31-118
Allowing four runs or less.....	22-3	181-31
Hitting home run(s).....	30-6	178-89
Allowing home run(s).....	24-9	113-123
Out-hitting an opponent	31-1	210-33
Out-hit by opponent.....	7-12	34-126
Matching opponents hits.....	2-1	11-5
vs. LHP	21-6	93-49
vs. RHP	19-8	159-117
Leading after seventh inning	31-0	212-13
Trailing after seventh inning	3-12	23-136
Tied after the seventh inning	1-1	13-12
Decided in the last at bat.....	4-1	37-19
Not committing an error	20-7	122-52
Committing two or more errors	5-3	35-57
vs. Top 25	14-5	74-97
vs. Top 10	4-3	34-58
On Monday.....	0-0	2-0
On Tuesday.....	7-1	58-16
On Wednesday	1-1	15-6
On Thursday	3-0	8-13
On Friday.....	10-5	63-45
On Saturday	9-5	56-53
On Sunday	10-2	57-31
In February.....	7-1	46-17
In March	17-3	102-37
In April.....	9-5	58-59
In May	7-5	47-47
In June.....	0-0	8-6
In 1st Base Dugout.....	11-2	98-58
In 3rd Base Dugout.....	29-12	157-105
UNI WATCH		
HOME		
White top/White pants/Blue cap.....	6-3	49-19
Blue top/White pants/Blue cap.....	6-1	35-9
Blue top/Pinstripe pants/Blue cap.....	0-0	14-5
Blue top/White pants/Black cap.....	0-0	1-0
Blue top/White pants/Camo cap	1-1	2-3
Black top/White pants/Black cap.....	3-2	16-12
Black top/White pants/Blue cap.....	0-0	1-1
Black top/White pants/Gray cap.....	0-0	1-1
Black top/White pants/Camo cap.....	0-0	2-0
Black top/Pinstripe pants/Black cap.....	2-0	5-1
Creams/Blue cap	1-1	21-7
Pinstripes/Blue cap	2-0	20-13
Pinstripes/Black cap	2-0	2-0
ROAD		
Gray top/Gray pants/Blue cap.....	0-0	15-19
Gray top/Gray pants/Black cap.....	0-0	5-9
Gray top/Gray pants/Gray cap	5-3	13-13
Blue top/Gray pants/Blue cap.....	0-1	22-27
Blue top/Gray pants/Gray cap.....	8-1	10-1
Black top/Gray pants/Black cap	4-1	15-28
Black top/Gray pants/Blue cap.....	0-0	1-0

and Michigan State, as well as wins over tournament teams like Southern Miss, UConn, and Evansville. Indiana State is led by MVC Pitcher of the Year Brennyn Cutts, who finished the season with a 6-1 record on a 3.89 ERA. The Sycamores dominated The Valley's postseason awards, with 10 players earning All-MVC honors, in addition to Head Coach Mitch Hannahs' MVC Coach of the Year award. ISU went 1-1 against the field of the Lexington Regional in 2024, splitting a pair of midweeks against Illinois, with each time winning on their home field. Last season, the Sycamores traveled to Kentucky Proud Park for a three-game series against the Cats, where Kentucky took three tightly contested games.

SCOUTING THE FIGHTING ILLINI

Illinois enters the Lexington Regional after winning its 31st Big Ten Championship. The Illini went 1-2 in the Big Ten Tournament, defeating Iowa in extra innings while losing to Penn State and Michigan. Big Ten Coach of the Year Dan Hartleb leads a battle-tested squad that played six different non-conference teams that made the NCAA Tournament. Six Illini earned All-B1G honors, led by Brody Harding and Ryan Moerman. The Illini went 2-1 vs. Lexington Regional teams, defeating WMU in extra innings and splitting two midweeks with ISU. Illinois is making its first NCAA Tournament appearance since 2019, where the Illini dropped a pair of games in Oxford, Miss.

2024 JUST MEANS MORE

The 2024 SEC season has been a truly historic run for Kentucky, as they have rewritten the record book in terms of wins and success. For just the second time in school history, and the first since 2006, the Wildcats claimed the SEC Regular Season Championship, splitting the title with Tennessee. The Wildcats also set new program-best marks in several team categories including:

- Wins (22)
- Series Wins (8: Georgia, Missouri, Ole Miss, Alabama, Auburn, Arkansas, Florida, Vanderbilt)
- Most series sweeps in SEC (4)
- 11-1 record against SEC West Opponents
- Double-Digit runs in 12 SEC games
- Two-Year SEC Win Total (38)
- Best SEC Start (15-1)
- SEC Road Record (11-4)

40 PIECE

With Kentucky's 9-6 win over No. 5 Arkansas in the third round of the SEC Tournament, the Cats reached the 40 win milestone for the second straight season. This is the first time that Kentucky has won forty games in back-to-back season in program history. That ranks as the program's sixth highest win total in a single season, matching the 2023 and 1987 squads.

BIGGIE BOX

One of the pillars of UK's offense is working its game goals in search of the big inning - "Biggie Box" - which is defined as any inning where the Cats put three or more runs on the scoreboard. The approach has been incredibly effective during the Mingione era and the Cats have done it 69 times in 2024. The Cats also are 192-37 under Mingione when scoring six or more runs. (See box on page 18 for Biggie Box innings)

S-E-C S-E-C S-E-C

Kentucky earned six honors in the conference's annual postseason awards, headlined by Nick Mingione's second SEC Coach of the Year honor. Mingione won the award for the first time since 2017, his first season at the program's helm. Nick Lopez was honored with first team honors at the UTL/DH position, while Ryan Waldschmidt was named a second team outfielder. A league leading three Wildcats earned all-defensive team honors. Émilien Pitre earned the

SEASON SUPERLATIVES

Most Wins in a Season

45 - 2012
44 - 2008
44 - 2006
43 - 2017
41 - 1991
*40 - 2024
40 - 2023
40 - 1987

Most SEC Wins in a Season

22 - 2024
20 - 2006
19 - 2017
18 - 2012
18 - 1988
16 - 2023
16 - 2008
16 - 1987

Most Road Wins in a Season

16 - 2024
11 - 2017
11 - 2012
11 - 1996

Most SEC Road Wins in a Season

11 - 2024
9 - 2017

Most Wins vs. Ranked Opponents

20 - 2006
17 - 2017
*14 - 2024
14 - 2012
13 - 2022
13 - 2010

Fastest to 30 Wins in a Season

33 - 2012
35 - 2024

Best Starts in Program History

33-5 - 2012
31-5 - 2024

On-Base Percentage (Since 1987)

Player, Season	OBP
1. Jeff Abbott, 1992	.533
2. Brian Spear, 2007	.527
3. Blake Feeney, 1990	.516
4. Jeff Abbott, 1991	.515
5. Sawyer Carroll, 2008	.514
6. Mike Harris, 1991	.514
7. Steve Phillips, 1991	.504
8. Mike Harris, 1990	.493
9. Jackson Gray, 2023	.491
10. Jeff Abbott, 1994	.486
Mike Brown, 2007	.486
Ryan Waldschmidt, 2024	.487

Stolen Bases

Player, Season	SB
1. Chad Green, 1996	56
2. Chad Green, 1995	54
3. Paul Blandford, 1995	36
4. Anthony Morrow, 1990	35
Jimmy Sherrill, 1977	35
6. Chris Bisson, 2010	32
Terry Shumpert, 1987	32
8. Jeff Michael, 1993	28
Terry Shumpert, 1986	28
10. Andy Green, 2000	27
Emilien Pitre, 2024	24
Ryan Waldschmidt, 2024	23

Wins

Player, Season	W
1. Jeff Keener, 1981	13
2. Joe Georger, 1979	12
AJ Reed, 2014	12
4. Sean Hjelle, 2017	11
5. Matthew Coleman, 1987	10
Greg Dombrowski, 2006	10
7. Dustin Beggs, 2016	9
Corey Littrell, 2012	9
Mason Moore, 2024	8
Dominic Niman, 2024	8

On-Base Percentage (Team)

1. .444	1991
2. .438	1992
3. .437	2007
4. .416	2017
5. .413	2023
.408 (2024)	

Stolen Bases (Team)

1. 142	1996
2. 135	1995
3. 120	2010
4. 109	2024
5. 97	1999

Fielding Percentage (Team)

1. .984	2023
2. .978	2021
3. .977	2022
4. .976	2012
5. .974	2008
.980 (2024)	

SEABALL KENTUCKY BASEBALL KENTUCKY BASEBALL KENTUCKY BB

Kentucky

MIKE ROONEY

on Cats:

That was first extended look at Kentucky and that's an awesome position player group. Even better than I expected and people had been telling me they are really good.

2024 SPLITS

	G	AVG.	R	H	2B	3B	HR	RBI	BB	K	SB
OVERALL	54	.289	437	506	113	10	78	406	266	422	109
SEC	30	.307	254	308	67	1	56	237	138	230	55
NON-SEC	21	.275	169	182	44	8	19	157	122	171	49
POSTSEASON	3	.182	14	16	2	1	3	12	9	31	5
HOME	27	.315	226	264	64	8	37	211	144	198	45
AWAY	21	.281	174	206	44	0	36	161	98	163	52
NEUTRAL	6	.199	37	36	5	2	5	34	24	61	12
DAY	35	.292	261	328	75	7	46	242	159	249	61
NIGHT	19	.282	176	178	38	3	32	164	107	173	48
WINS	40	.308	389	414	101	10	67	361	225	292	97
LOSSES	14	.214	48	93	15	0	13	45	41	130	12
FEBRUARY	8	.243	60	63	12	2	7	54	38	64	22
MARCH	20	.305	176	193	47	7	22	159	111	132	46
APRIL	14	.310	115	149	25	0	36	112	62	112	24
MAY	12	.265	86	101	29	1	13	81	55	114	17
JUNE											

honor at second base for the second-consecutive year, while Mitch Daly was honored at third base and Mason Moore collected the laurel at pitcher.

BEST OF THE BEST

Kentucky's rise to the top of the SEC play can be attributed, in part, to the statistical surge in conference games by the Wildcats. Kentucky led the league in SEC-only batting average, was third in SEC-only fielding percentage, and fifth in SEC-only ERA. Only one other school (Texas A&M) was top-five in all three major categories in conference competition this season. The Cats also led the league in OBP, runs scored, hits, RBI, doubles, sac bunts, sac flies, and stolen bases. Ryan Waldschmidt led the league in doubles and stolen bases in SEC play, and was also top-five in batting average, on-base percentage, runs scored, and hits. Ryan Nicholson provided major power for the Cats in SEC play, finding himself in the top-five for slugging percentage, home runs, and runs batted in.

BEATING THE BEST

Kentucky has put together one of the best resumes in the nation this season, highlighted by their sparkling 22-9 record against Q1 foes. The 22 wins against the best competition in the sport is the best in the nation by five games. Among teams who have played at least 20 Q1 games, Kentucky's nine losses are the fewest in the country.

SLAYING THE DRAGON

Kentucky picked up series wins against Arkansas, Florida, and Vanderbilt in the same season for the first time in program history. Entering the season, Coach Nick Mingione only owned one series win against any of those three schools (Vanderbilt, 2017) in his entire tenure at Kentucky. The Cats also picked up a win over Arkansas in the SEC Tournament, marking three straight wins over the Hogs for the first time in program history.

POWER SOURCE

Kentucky flourished in 2023 with a new take on "small" ball and rode the chaos, as Coach Mingione likes to call the approach, to a Super Regional berth. The Cats weren't devoid of power by any means but have married the two styles quite well in 2024 with the addition of a bit more thump in the lineup. Transfer Ryan Nicholson swatted has swatted 51 career home runs, including 18 in 2024.

MULTI-HIT GAMES AT UK

PLAYER	2024	CAREER
DEVIN BURKES	11	31
REUBEN CHURCH	0	19
TY CRITTENBERGER	1	1
MITCHELL DALY	12	12
PATRICK HERRERA	3	3
NICK LOPEZ	23	23
NOLAN MCCARTHY	13	21
JAMES MCCOY	7	13
RYAN NICHOLSON	14	14
EMILIEN PITRE	21	39
GRANT SMITH	7	11
RYAN WALDSCHMIDT	19	31

MULTI-RBI GAMES AT UK

PLAYER	2024	CAREER
DEVIN BURKES	8	21
GRIFFIN CAMERON	1	1
REUBEN CHURCH	1	12
TY CRITTENBERGER	1	1
MITCHELL DALY	8	8
AUSTIN FAWLEY	1	1
PATRICK HERRERA	2	2
ETHAN HINDLE	1	1
NICK LOPEZ	15	15
NOLAN MCCARTHY	8	16
JAMES MCCOY	6	12
RYAN NICHOLSON	14	14
EMILIEN PITRE	13	28
LUKAS SCHRAMM	1	1
GRANT SMITH	9	14
RYAN WALDSCHMIDT	11	22

CURRENT HIT/REACH BASE STREAKS

(listed alphabetically; *career)

PLAYER	LONGEST*	CURRENT	REACH SAFE
BURKES	11	-	-
CAMERON	2	1	-
CHURCH	10	-	-
CRITNBRGR	1	-	-
DALY	7	1	1
FAWLEY	2	2	2
GARGETT	1	-	-
HERRERA	3	-	-
HINDLE	-	-	-
LOPEZ	9	2	2
MCCARTHY	10	2	8
MCCOY	8	-	1
NICHOLSON	9	2	2
PITRE	10	-	31
SCHRAMM	2	-	-
SMALL	2	1	1
G. SMITH	10	-	2
WALDSCHMDT	12	-	-




RYAN WALDSCHMIDT

THIEVES OF THE INDUSTRY

- In eight years under coach Nick Mingione the Wildcats have swiped 587 bases in 764 attempts, a success rate of 77 percent.
- In 2023, for the first time in school history (for which stats are available, 1969) the Cats had four players with at least 15 stolen bases.
- In 2023, UK stole more than 80 bases for the third time in Mingione's tenure.
- In 2021, the Cats stole 78 bases in 86 attempts. It was the highest success rate (90.7) of any Division I-A team with 50+ stolen bases.
- The Cats return two players in 2024 with at least 17 steals a season ago.
- In total, incoming transfers stole 27 bases last season and true freshman Griffin Cameron ranked third in his collegiate summer league (Prospect League) with 34 swipes.
- UK has five players on the 2024 roster with at least 15 career stolen bases, including three with at least 30.
- Emilien Pitre has 42 stolen bases in a Kentucky uniform, which ranks 9th on the school's career list. Ryan Waldschmidt has stolen 40 bags in a Kentucky uniform and 58 total.

Kentucky has stolen at least 53 bases in each of the six full seasons Mingione has been head coach and had more than 75 four times.

<u>YEAR</u>	<u>SB/ATT</u>
2017	63-95
2018	58-84
2019	85-116
2020	25-34
2021	78-86
2022	81-92
2023	94-123
2024	109-137
Total	592-769



ÉMILIEEN PITRE

TRACKING KENTUCKY'S EXTRA-BASE HITS

Player	Doubles 2024 (career)	Triples 2024 (career)	Home Runs 2024 (career)	Totals 2024 (career)
DEVIN BURKES	13 (35)	1 (2)	3 (15)	16 (50)
REUBEN CHURCH	3 (20)	0 (2)	0 (5)	3 (27)
TY CRITTENBERGER	1 (32)	0 (3)	2 (11)	3 (46)
MITCHELL DALY	11 (48)	1 (3)	6 (19)	18 (70)
AUSTIN FAWLEY	1 (1)	0 (0)	2 (2)	3 (3)
KYUSS GARGETT	1 (1)	1 (1)	1 (1)	3 (3)
ETHAN HINDLE	1 (1)	0 (0)	0 (0)	1 (1)
PATRICK HERRERA	4 (12)	1 (2)	0 (2)	5 (16)
NICK LOPEZ	20 (44)	2 (2)	5 (18)	27 (64)
NOLAN MCCARTHY	9 (19)	1 (2)	7 (12)	17 (33)
JAMES MCCOY	2 (11)	1 (2)	5 (10)	8 (22)
RYAN NICHOLSON	9 (40)	0 (3)	18 (51)	26 (93)
EMILIE PITRE	17 (33)	1 (2)	8 (9)	24 (42)
LUKAS SCHRAMM	1 (1)	1 (1)	1 (1)	3 (3)
ELI SMALL	1 (1)	0 (0)	1 (1)	2 (2)
GRANT SMITH	3 (32)	0 (4)	5 (29)	8 (63)
RYAN WALDSCHMIDT	16 (35)	0 (3)	13 (27)	27 (63)
TOTALS	112 (372)	10 (32)	78 (212)	201 (616)

(*NOTE: STATS ARE FOR ENTIRE CAREER AT D-I LEVEL; ^2024 IS FIRST SEASON AT KENTUCKY)

LINE OF DEFENSE

Kentucky has featured one of the top defenses in the country for the second straight year, backing up 2023's .984 fielding percentage in a major way. Through the SEC Tournament, the Wildcats are fielding at an impressive .980 clip, have been featured on SportsCenter multiple times, and boasted a league-high three members on the SEC All-Defensive Team. Before 2023, no Wildcat club had fielded at .980 or higher, and now, the Cats are poised to reach that mark for a second consecutive season,

YOU GET A ROS(ZEL)

Kentucky's pitching staff has benefitted greatly from the work of Dan Roszel, who has spent the majority of his coaching career at East Carolina and Kentucky. He also helped develop Atlanta star lefty Chris Sale. Since arriving at UK prior to the 2020 season his pitching staff has struck out 10 batters per nine innings. In 2022, the unit set the school record for strikeouts in a season with 593.

In the 2023 Lexington Regional the Wildcats tossed a pair of shutouts, the first time they've blanked an opponent in the NCAA Tournament in the modern era and overall since 1949. Also, Roszel's unit allowed just 13 total runs in five games and sophomore Mason Moore threw 10 shutout innings before adding four more versus eventual national champion LSU in the Baton Rouge Super Regional. This season, UK ranks among the nationally leaders in fewest hits allowed per nine innings, shutouts and WHIP.

Roszel has a lengthy track record of producing big leaguers and saw three of his former players at Florida Gulf Coast, including Sale and MLBers Richard Bleier and Casey Coleman, inducted into the school's athletics Hall of Fame in the past two years.

ROAD WARRIORS

The Wildcats have hit the road this season, playing away from home for the first two weekends of the year, in addition to its five SEC road series. The Cats racked up an impressive 16-5 record in road games this season, and an 19-8 record in all games away from Kentucky Proud Park. The 24 non-home games in the regular season is tied for most in the SEC (Alabama). Kentucky also owns the best winning percentage among SEC teams in true road games this season at .762. The next closest team in the league is Tennessee at .600. The Cats have also set program best marks with 16 road wins and 11 SEC road wins.

QUALITY STARTS (11)

(*6 IP, 3 OR FEWER EARNED RUNS)

DATE	PITCHER (#)	IP (H, R-ER, BB, K)
3/2	NIMAN (1)	6.0 (4, 1-1, 1, 5)
3/10	MOORE (1)	7.0 (1, 1-0, 1, 3)
3/16	NIMAN (2)	6.2 (3, 3-0, 4, 5)
3/17	MOORE (2)	6.0 (3, 2-2, 2, 8)
3/22	POOSER (1)	6.0 (3, 1-1, 2, 7)
3/23	NIMAN (3)	7.0 (5, 2-2, 0, 9)
4/5	POOSER (2)	7.0 (6, 2-2, 1, 3)
4/6	NIMAN (4)	9.0 (3, 0-0, 0, 7)
4/19	POOSER (3)	6.0 (5, 3-3, 1, 4)
4/26	POOSER (4)	7.0 (4, 1-1, 3, 11)
5/12	MOORE (3)	6.2 (3, 2-2, 4, 6)

SAVES (14)

DATE	PITCHER (#)	OPPONENT
2/17	HUMMEL (1)	USC UPSTATE
3/1	NOVE (1)	LIPSCOMB
3/6	POOSER (1)	EKU
3/10	POOSER (2)	KENNESAW STATE
3/16	NOVE (2)	GEORGIA
3/24	MCCOY (1)	MISSOURI
3/29	HUMMEL (2)	OLE MISS
4/11	HUMMEL (3)	AUBURN
4/13	HUMMEL (4)	AUBURN
4/19	HUMMEL (5)	TENNESSEE
4/27	HAGENOW (1)	SOUTH CAROLINA
5/5	HUMMEL (6)	ARKANSAS
5/10	HAGENOW (2)	FLORIDA
5/12	CLEAVER (1)	FLORIDA



#PACKKPP

Against Tennessee, the Big Blue Nation showed up in support of their Wildcats in a major way, shattering single-game and three-game series attendance records. All three games broke the previous Kentucky Baseball attendance record of 6,796 set in Game 7 of the 2023 NCAA Lexington Regional. Game Two of the Tennessee series mark of 7,304 attendance stands as the new attendance record for the program, marking the first time 7,000+ people have attended a Kentucky baseball game. Overall, 21,023 people attended the series, smashing the previous record of 12,815 that was set in the final series at Cliff Hagan Stadium in 2018.

MIDDLE INNING POP

The Wildcats have done the majority of their damage in the middle of games this season, outscoring opponents 237-142 during innings three through six. The fourth inning has been the most productive inning for the Cats scoring a team high 66 runs and owning a score differential of +40, the best of any inning.

BREAK OUT THE BROOMS

Kentucky swept four of its first five SEC series this season on its way to a program-best 15-1 start to conference play. With sweeps over Georgia, Ole Miss, Alabama, and Auburn, the Cats were the only school in the SEC to sweep four conference series this season. The Cats also avoided getting swept in all ten series, a feat only accomplished once since 2008 (2017).

PITCHING MASTERCLASS

In Kentucky's series sweep over No. 11 Alabama, the Cats only needed to use five arms over the three games. On Friday night, Trey Pooser delivered an electric start of 7.0 innings of two-run

KENTUCKY HEAD COACH NICK MINGIONE HAS WON 256 CAREER GAMES AT THE SCHOOL. HE CURRENTLY RANKS THIRD ON THE ALL-TIME WINS LIST AND HAS THE HIGHEST WINNING PERCENTAGE OF ANY COACH WHO SPENT AT LEAST 100 GAMES AT THE SCHOOL.

COACH	VICTORIES	PCT.	SEASONS
KEITH MADISON (1979-2003)	735	.535	25
GARY HENDERSON (2009-16)	258	.564	8
NICK MINGIONE (2017-)	256	.610	8
JOHN COHEN (2004-08)	175	.610	5
HARRY LANCASTER (1947, 1951-65)	163	.500	16

THE BIG INNING (69)

(*3 or more runs scored; Blue shaded are SEC games)

OPPONENT	RUNS
USC UPSTATE - G1	4
USC UPSTATE - G1	4
USC UPSTATE - G3	3
MOREHEAD STATE	7
TEXAS STATE	3
TEXAS STATE	5
KANSAS	3
WESTERN KENTUCKY	3
LIPSCOMB - G2	5
LIPSCOMB - G2	7
LIPSCOMB - G3	4
EASTERN KENTUCKY - G1	5
EASTERN KENTUCKY - G1	3
EASTERN KENTUCKY - G2	3
KENNESAW STATE - G3	3
MURRAY STATE	4
MURRAY STATE	5
GEORGIA - G1	5
GEORGIA - G1	5
GEORGIA - G1	5
GEORGIA - G2	3
GEORGIA - G3	5
GEORGIA - G3	4
EVANSVILLE	3
EVANSVILLE	7
MISSOURI - G1	6
MISSOURI - G3	3
MISSOURI - G3	3
MIAMI UNIVERSITY	6
OLE MISS - G1	3
OLE MISS - G2	4
OLE MISS - G2	4
OLE MISS - G2	4
OLE MISS - G3	4
OLE MISS - G3	5
OLE MISS - G3	5
OLE MISS - G3	4
ALABAMA - G1	3
ALABAMA - G2	4
ALABAMA - G3	3
ALABAMA - G3	5
SAMFORD	3
AUBURN - G2	3
AUBURN - G2	3
AUBURN - G3	3
AUBURN - G3	6
AUBURN - G3	3
LOUISVILLE	4
LOUISVILLE	5
LOUISVILLE	5
TENNESSEE - G1	4
TENNESSEE - G3	3
So. CAROLINA - G1	3
So. CAROLINA - G2	5
So. CAROLINA - G2	5
So. CAROLINA - G2	3
ARKANSAS - G2	3
ARKANSAS - G2	4
ARKANSAS - G2	4
ARKANSAS - G3	3
FLORIDA - G1	3
FLORIDA - G1	3
FLORIDA - G1	3
FLORIDA - G3	3
FLORIDA - G3	4
VANDERBILT - G1	3
VANDERBILT - G1	4
VANDERBILT - G2	5
VANDERBILT - G2	3
VANDERBILT - G2	4
ARKANSAS - SECT	3
ARKANSAS - SECT	3

baseball, before Travis Smith tossed the final two innings of the 6-2 win. However, Saturday's performance by Dominic Niman proved to be the weekend's showstopper, as the graduate transfer from Central Connecticut State tossed a complete game shutout. Niman allowed three hits, zero walks, seven strikeouts, and three exactly 100 pitches over the nine innings to earn SEC Pitcher of the Week honors. Mason Moore followed his rotation mates on Sunday, throwing seven innings while only allowing one run. Jackson Nove threw the final two innings of the series as Kentucky won all three games.

FREE BASEBALL

Kentucky is 3-1 in extra-inning games this season, with all four games coming on the road. Despite falling at South Carolina in 10 innings, the Wildcats picked up an 11-inning win at Missouri, and two 10-inning wins at Florida, all thanks to a "Biggie" inning. At Mizzou, Kentucky scored six runs in the 11th. At Florida, Kentucky took game one thanks to three runs in the tenth, before clinching the series in game three after a four run tenth. All three wins featured multi-RBI doubles to help seal the deal, as Emilien Pitre (Mizzou G1), Nick Lopez (Florida G1), and Patrick Herrera (Florida G3) each picked up clutch hits in the extra frames. Since 2020, Kentucky is 10-2 in extra-inning affairs.

TWO-OUT RBI

PLAYER	RBI
DEVIN BURKES	15
GRIFFIN CAMERON	1
REUBEN CHURCH	1
TY CRITTENBERGER	1
MITCHELL DALY	22
AUSTIN FAWLEY	3
PATRICK HERRERA	9
NICK LOPEZ	24
NOLAN MCCARTHY	10
JAMES MCCOY	7
RYAN NICHOLSON	20
EMILIEN PITRE	21
LUKAS SCHRAMM	4
GRANT SMITH	16
RYAN WALDSCHMIDT	16
TEAM	170

TRACKING KENTUCKY CAREER HIGHS

PLAYER	HITS (most recent)	RBI (most recent)	RUNS (most recent)
DEVIN BURKES	4 (vs LSU; 5/26/22)	7 (vs. WRIGHT STATE; 2/26/23)	4 (vs. TEXAS STATE; 2/24/24)
GRIFFIN CAMERON	1 (vs LIPSCOMB; 3/3/24)	2 (vs LIPSCOMB; 3/2/24)	2 (AT UPSTATE; 2/16/24)
REUBEN CHURCH	4 (vs MOREHEAD; 2/28/23)	5 (AT AUBURN; 3/26/21)	3 (vs. MOREHEAD; 2/28/23)
TY CRITTENBERGER	3 (AT UPSTATE; 2/18/24)	2 (AT UPSTATE; 2/18/24)	2 (AT UPSTATE; 2/18/24)
MITCHELL DALY	3 (vs TENNESSEE; 4/21/24)	6 (vs. TEXAS STATE; 2/24/24)	3 (vs VANDERBILT; 5/17/24)
KYUSS GARGETT	1 (vs KENNESAW STATE; 3/8/24)	1 (vs KENNESAW STATE; 3/8/24)	2 (vs LIPSCOMB; 3/3/24)
AUSTIN FAWLEY	1 (AT LOUISVILLE; 4/16/24)	2 (AT LOUISVILLE; 4/16/24)	1 (AT LOUISVILLE; 4/16/24)
PATRICK HERRERA	3 (vs LIPSCOMB; 3/2/24)	4 (AT FLORIDA; 5/12/24)	2 (vs MIAMI U; 3/26/24)
ETHAN HINDLE	1 (vs ECU; 3/5/24)	2 (vs ECU; 3/5/24)	1 (vs LIPSCOMB; 3/3/24)
NICK LOPEZ	5 (vs MURRAY STATE; 3/12/24)	5 (AT FLORIDA; 5/10/24)	4 (AT OLE MISS; 3/30/24)
JAMES MCCOY	4 (AT OLE MISS; 3/30/24)	3 (AT AUBURN; 4/13/24)	3 (AT SOUTH CAROLINA; 4/27/24)
NOLAN MCCARTHY	3 (AT AUBURN; 4/12/24)	6 (AT OLE MISS; 3/30/24)	4 (AT OLE MISS; 3/30/24)
RYAN NICHOLSON	3 (vs TENNESSEE; 4/21/24)	5 (AT FLORIDA; 5/10/24)	3 (AT SOUTH CAROLINA; 4/27/24)
EMILIEN PITRE	4 (AT LSU; 4/13/23)	4 (vs ARKANSAS; 5/4/24)	4 (AT SIU; 3/12/23)
LUKAS SCHRAMM	1 (vs ECU; 3/5/24)	2 (vs TEXAS STATE; 2/24/24)	2 (AT UPSTATE; 2/18/24)
ELI SMALL	1 (AT FLORIDA; 5/10/24)	1 (AT FLORIDA; 5/10/24)	1 (AT FLORIDA; 5/10/24)
GRANT SMITH	3 (vs. ALABAMA; 4/7/24)	4 (AT SOUTH CAROLINA; 4/27/24)	3 (vs ARKANSAS; 5/4/24)
RYAN WALDSCHMIDT	4 (vs VANDERBILT; 5/17/24)	6 (AT LOUISVILLE; 4/16/24)	4 (vs VANDERBILT; 5/17/24)

PITCHERS	INNINGS (most recent)	STRIKEOUTS (most recent)	PITCHES (most recent)
CARSON APPLGATE	1.0 (vs KENNESAW STATE; 3/9/24)	1 (vs KENNESAW STATE; 3/9/24)	18 (vs KENNESAW STATE; 3/9/24)
EVAN BYERS	3.0 (vs. KANSAS; 2/25/24)	3 (vs MISSOURI; 4/1/23)	39 (vs. KANSAS; 2/25/24)
BEN CLEAVER	2.0 (vs SOUTH CAROLINA; 5/24/24)	3 (vs SOUTH CAROLINA; 5/24/24)	31 (vs SOUTH CAROLINA; 5/24/24)
COLBY FRIEDA	2.0 (vs LIPSCOMB; 3/3/24)	4 (vs LIPSCOMB; 3/3/24)	45 (vs. VANDERBILT; 4/22/22)
RYAN HAGENOW	4.2 (vs INDIANA; 6/4/23)	6 (vs. HIGH POINT; 3/13/22)	82 (AT MISS. STATE; 4/1/21)
EVAN HART	0.1 (vs KENNESAW STATE; 3/9/24)	1 (vs. WESTERN KY; 2/27/24)	10 (vs. WESTERN KY; 2/27/24)
ZACH HISE	2.0 (AT ALABAMA; 3/24/23)	3 (AT LSU; 4/13/23)	52 (AT LSU; 4/13/23)
ROBERT HOGAN	3.2 (vs TENNESSEE; 4/21/24)	5 (vs LSU; 5/22/24)	66 (vs TENNESSEE; 4/20/24)
JOHNNY HUMMEL	3.1 (AT MISSOURI; 3/22/24)	6 (AT MISSOURI; 3/22/24)	54 (AT MISSOURI; 3/22/24)
DREW LAFFERTY	5.0 (vs ECU; 3/5/24)	4 (vs EVANSVILLE; 3/19/24)	70 (vs EVANSVILLE; 3/19/24)
JAMES MCCOY	1.2 (vs KENNESAW STATE; 3/9/24)	1 (vs KENNESAW STATE; 3/9/24)	32 (vs KENNESAW STATE; 3/9/24)
MASON MOORE	7.0 (vs. ALABAMA; 4/7/24)	8 (vs GEORGIA; 3/17/24)	110 (AT FLORIDA; 5/12/24)
DOMINIC NIMAN	9.0 (vs. ALABAMA; 4/6/24)	9 (AT MISSOURI; 3/23/24)	114 (vs. GEORGIA; 3/16/24)
JACKSON NOVE	3.0 (vs LIPSCOMB; 3/1/24)	5 (vs LIPSCOMB; 3/1/24)	54 (AT AUBURN; 4/12/24)
CAMERON O'BRIEN	1.2 (AT LOUISVILLE; 4/16/24)	3 (vs. MOREHEAD; 2/20/24)	36 (AT SOUTH CAROLINA; 4/27/24)
TREY POOSER	7.0 (AT SOUTH CAROLINA; 4/26/24)	11 (AT SOUTH CAROLINA; 4/26/24)	114 (AT SOUTH CAROLINA; 4/26/24)
COOPER ROBINSON	2.0 (AT ECU; 3/6/24)	4 (AT ECU; 3/6/24)	38 (AT ECU; 3/6/24)
HAYDEN SMITH	1.2 (vs MOREHEAD; 2/20/24)	-	28 (vs. MOREHEAD; 2/20/24)
TRAVIS SMITH	7.0 (vs KENNESAW STATE; 3/8/24)	8 (vs. LOUISVILLE; 4/25/23)	104 (vs KENNESAW STATE; 3/8/24)
JAKE TITUS	1.1 (vs WESTERN KY; 2/27/24)	1 (vs. WESTERN KY; 2/27/24)	21 (vs LSU; 5/22/24)

SEC SLUGGERS

Kentucky has hit 56 of its 75 regular season home runs this season in SEC play, good for 74.7 percent. While the Cats are only ninth in the SEC in total home runs, that ranking jumps to fifth with only including SEC games. Additionally, at nearly 75 percent, Kentucky leads the league in percentage of home runs hit in conference play, displaying the firepower of the Kentucky offense against some of the best pitchers in the nation.

PORTAL POWER - THE SEQUEL

Having hit the jackpot in the NCAA transfer portal a season ago, which was a key foundational piece in the team that reached the NCAA Super Regional for the second time in seven seasons, Kentucky is has mined gems from that fertile resource yet again.

On the position player side, the strong defensive group can also find a barrel. The group of IF Mitchell Daly, IF Ryan Nicholson, IF Nick Lopez, OF Ty Crittenberger and OF Ben Higdon all have Division I experience and posted the following career numbers at that level entering the season: 622 games played with 547 starts, .278 average in over 2,000 at bats, 362 runs, 123 doubles, eight triples, 68 home runs, 329 RBI, 260 base on balls, 66 stolen bases and 41 hit by pitch. It has received major contributions in 2024 from Daly, Lopez and Nicholson.

Conversely, the group of LHP Dominic Niman, RHP Trey Pooser, RHP Cooper Robinson, RHP Cameron O'Brien, RHP Robert Hogan and RHP Johnny Hummel have massive experience at the D-I and D-II levels. In 258 games pitched entering the season it had pitched 660.2 innings, 53-27 record, 26 saves, 667 strikeouts and 653 hits allowed. Niman is tied for the team lead in wins, Hummel leads the team in saves, Hogan and O'Brien are critical pieces of the bullpen and Pooser has solidified the Friday night starter role.

WALDY'S WORLD

Kentucky's Ryan Waldschmidt has emerged as one of the best leadoff hitters in the country, leading the team with a blistering .405 batting average in SEC play. Recently named to the All-SEC Second Team, Waldschmidt leads the league in doubles and stolen bases in SEC play, and is also top-five in batting average, on-base percentage, runs scored, and hits. Recovering from a torn ACL suffered in the Cape Cod League in the Summer of 2023, Waldschmidt had to start the season on the bench as he awaited full clearance to return to competition. Since his return, first as a pinch hitter and a designated hitter, then to his normal position in left field, he has excelled at the top of Kentucky's lineup, setting the table with an overall batting average of .357, an overall OBP of .487, as well as 19 multi-hit, and 11 multi-RBI, games. His 29 extra base hits (16 doubles, 13 home runs) and 23 stolen bases are second on the team. Waldschmidt also has a pair of multi-homer games, hitting two against Louisville on April 16 and against Arkansas in the SEC Tournament on May 23.

OUI, OUI

Infielder Emilien Pitre was a revelation for the Cats in 2023, batting .318 with more walks than strikeouts, 18 extra-base hits, 51 RBI and 20 stolen bases. Credit the coaching staff for discovering the Canadian and earning his commitment to UK as a 130-pound high schooler who barely spoke English outside of his native French. He has quickly assimilated to the culture and language of college baseball. He was named Second Team All-SEC and SEC All-Defensive Team in his first season as a regular after seeing just four at-bats as a freshman in 2022. In 2024, Pitre is hitting .308, with a career-high

eight home runs, 50 RBI, and a team-leading 41 walks. He also leads the team with 24 stolen bases. He was also named to the 2024 SEC All-Defensive team at second base, the second consecutive year he has earned that honor.

POWER OF POSITIVITY

Redshirt junior catcher Devin Burkes has become beloved amongst teammates and fans because of his relentless positivity, pursuit of greatness and willingness to wait his turn and earn his opportunities in an increasingly impatient world. His infectious smile and edgy flair has made him one of college baseball's most likeable student-athletes, but where does it come from? He gets it from his momma, Denise.

"It comes from my mom," Burkes said. "My brother and I didn't always have the easiest upbringing. My mom and dad raised us to go around positive every day. Every day you've got something to live for, play for, love on somebody for because we don't know who is going to be there when we wake up the next day. Got it from Momma Burkes."

MUSTACHE MAGIC

Nick Lopez, an All-SEC First Team selection as a designated hitter, has emerged as a top bat for Kentucky in his final season of college baseball. Beginning his career at UIC, before making stops at the Junior College level and USC, Lopez arrived in Lexington and has made an immediate impact, leading the team in batting average at .369. He has excelled at an extremely high level all season, all while rocking the best mustache in college baseball. A switch hitter, Lopez has displayed power from both sides of the plate this season, even homering from each side of the box on April 13 at Auburn. He leads the team with 28 multi-hit games, and owns the team lead with 15 multi-RBI games, including two games with 5 RBI (Game 3 at Auburn and Game 1 at Florida).

ON THE DALY

Mitchell Daly, a transfer infielder from Texas, brings a winning pedigree to UK, having played in a pair of College World Series and a Super Regional in his three seasons with the Longhorns. He was a Freshman All-American and All-Big 12 honoree as a freshman in 2021 and has started 209 career games. He can play second base, shortstop and third base and provides invaluable leadership and winning mentality to the Cats' lineup. This season, he has held down the third base position, hitting .294 with six home runs, 41 RBI, and 32 walks. Daly was named to the 2024 All-SEC Defensive Team and also hit the Cats' only grand slam this season in the middle game of the Karbach Round Rock Classic against Texas State.

IN THE NICH (OLSON) OF TIME

Graduate INF Ryan Nicholson, a Cincinnati transfer and Louisville native, has excelled in his only year as a Wildcat, leading the team in home runs (18) and RBI (54). He has provided major power for the Cats in SEC play, finding himself in the top-five for slugging percentage, home runs, and runs batted in. Furthermore, 16 of his 18 home runs and 40 of his 54 RBI have come against SEC pitching. Nicholson also is second on the team with 14 multi-RBI games, with 10 games of at least 3 runs driven in. Nicholson had five multi-homer games this season, all coming in SEC play (3/17-Georgia; 4/7-Alabama; 4/12-Auburn; 4/27-South Carolina; 5/10-Florida). From April 7 to April 16, Nicholson blasted seven home runs in six games, including at least one in all



three games at Auburn.

GINGER MISSILE

Redshirt-junior OF Nolan McCarthy has made the most of his first season at an everyday starter, holding down centerfield while also batting .282 with 36 RBI and 7 home runs. A member of the program for four years, McCarthy waited his turn for two years before spending the 2023 season in-and-out of the lineup. However, he has emerged as a key piece of the 2024 SEC Championship squad, hitting .325 in conference play, good for third on the team. He also has hit all seven of his home runs this season against SEC teams. McCarthy also is skilled with the glove, robbing a home run in Kentucky's SEC Tournament win over No. 5 Arkansas.

BIG MAC

Redshirt-sophomore UTL James McCoy has become the everyday starter in right field this season, while also seeing some time on the mound as a relief pitcher. In the field, he has picked up a pair of outfield assists while also making multiple impressive grabs but has made some serious noise at the plate. In the final two games of the series at Ole Miss, McCoy went 7-8 at the plate, with five RBI, four runs, and two home runs. He has five three-hit performances this season, all in SEC play. McCoy is also a valuable asset to the Kentucky bullpen, often entering in late game situations. He has four innings pitched this season across six appearances. He has not allowed an earned run and even picked up a save in Kentucky's series clinching win at Mizzou on March 24.

GRANT-IN-AID

Kentucky shortstop Grant Smith quietly made a massive impact on the program in 2023 and is despite nagging injuries has had an even better senior campaign. Beyond the raw statistics, Smith was one of three finalists nationally for the Rawlings Gold Glove, led the SEC with 11 sacrifice bunts and had eight bunt hits in 11 tries in 2023.

POOOOOOOOOS

Senior RHP Trey Pooser, a transfer from College of Charleston, has emerged as Kentucky's Friday Night starter, and has dominated in his role since making his first start on March 22 at Missouri. Used out of the bullpen for the entire non-conference slate, an injury to Travis Smith pushed Pooser into the rotation, a spot he would never relinquish due to his outstanding performance. Pooser ended the season with a 4-1 record, with his only losing decision at the hands of Arkansas and Hagen Smith. He led all Wildcat starters with a 4.15 ERA in conference play and went at least five innings in all but one start this season. In his first career SEC Tournament game, Pooser was the winning pitcher in Kentucky's 9-6 win over No. 5 Arkansas. He pitched 5.0 innings, allowing no runs on three hits, one walk, three strikeouts.

DOM(INANT) NIMAN

Kentucky LHP Dominic Niman has been everything the Cats could have hoped for and more through his first 10 starts, posting 7-3 record as the Saturday starter. Niman was named SEC Pitcher of the Week after tossing a three-hit shutout vs. then-No. 11 Alabama, which entered the game with one the nation's prolific offenses. Niman held them to their lowest run and hit total on the season. He joins MLBers Sean Hjelle and Zack Thompson as the three Cats who have thrown shutouts in the Nick Mingione era.

IT JUST MEANS MOORE

Junior pitcher Mason Moore burst onto the scene during a sensational 2023 season that included 14 shutout innings pitched in the NCAA Tournament. He tossed the final 5.0 innings of UK's wins over both Ball State in its NCAA opener and in the regional championship victory over Indiana, then blanked the high-powered offense of eventual national champion LSU for four innings in the Super Regional. He is 8-2 in his role as Sunday starter in 2024, picking up four wins against ranked teams (Georgia, Ole Miss, Alabama, Arkansas), and was named to the 2024 SEC All-Defensive team.

NEXT MAN UP

Patrick Herrera has been one of the most versatile players for Kentucky this season, filling in for multiple players in multiple positions. A natural infielder, he spent most of the non-conference season in the outfield while injured Wildcats like Ryan Waldschmidt and Nolan McCarthy recovered from injuries. At Florida, he moved over to third base while Grant Smith was battling injuries as well. He has excelled at the plate in his opportunities this season, including a three-RBI performance in the Round Rock Classic Finale against Kansas, a 6-11 weekend against Lipscomb, and an incredible game against Miami (Ohio) where he reached base in all six of his plate appearances, despite not registering an official at bat (4 BB, 2 HBP). However, Herrera's most impactful game came in the series finale at the Swamp, where he went 2-3, with a walk, HBP, 4 RBI, and the game-winning bases clearing double in the top of the tenth inning.

WELCOME BACK, HAGS



After missing much of the first half of the season due to injury, senior RHP Ryan Hagenow returned to action on April 9 at Samford and has since solidified himself as one of the key members of the Kentucky bullpen. He has seen action in each of the last six SEC series of the season, not surrendering a run until the ninth inning of an 11-3 win over No. 2 Arkansas. He picked up his first save of the season in Kentucky's wild 15-13 win at South Carolina, and has picked up a pair of SEC victories late in the season, taking the win in Game 1 at Florida before becoming the pitcher of record in Kentucky's SEC Championship-clinching victory over Vanderbilt on May 17.

THE FIREMAN

Senior RHP Cameron O'Brien, a transfer from Campbell, has carved out a unique role in Kentucky's pitching staff this season. Dubbed "The Fireman" by Coach Mingione, O'Brien's main role has been to enter the game with runners on base and finish out innings without any damage. As such, he leads the team with 29 appearances this season. With only one appearance of two innings or more this season, O'Brien has accepted and excelled in his role of putting out fires on the basepaths. He was exceptional in the middle of the season, going an entire month without allowing an earned run, starting on March 24 at Mizzou before ending on April 26 at South Carolina.

LEAVE IT TO CLEAVER

Highly touted freshman Ben Cleaver has been limited this season due to injuries, but came up clutch in a major way to clinch Kentucky's series win at Florida on May 12. With two-outs in the bottom of the tenth, and the Cats nursing a two-run lead, Cleaver entered the game with the tying runs in scoring position. He proceeded to strike out the Gator batter in three pitches to pick up the first save of his career in his first appearance since March 19. Cleaver earned his first taste of postseason baseball in Kentucky's SEC Tournament finale vs. South Carolina, pitching the final two innings, allowing



no runs or hits. He struck out three of the six batters he faced and also picked off a runner at second base.

BOBBY SPINS

RHP Robert Hogan, a transfer from Texas A&M, has emerged late in the season as a high-leverage member of the Kentucky bullpen. Hogan has pitched the majority of his innings in SEC action and has acted as a key middle inning reliever. His best performance of the season came in Kentucky's comeback victory in the series finale at Auburn, where he threw 3.0 shutout innings, only allowing one hit while also picking up his first career winning decision in SEC play. Hogan also saw postseason action for the first time as a Wildcat on May 22 against LSU, pitching 3.0 scoreless innings and picking up a career-high five strikeouts.

LIGHTNING STRIKE

Graduate RHP Johnny Hummel has stepped into the closer role for the Cats this season, leading the team with six saves while also picking up a winning decision in three games. After spending the first four years of his career at Division II Erskine College in Due West, South Carolina, Hummel has made the major jump to the Southeastern Conference with some outstanding performances, including earning his first SEC victory after 3.1 scoreless innings at Missouri. He also picked up saves in five SEC games (at Ole Miss, at Auburn x2, Tennessee, Arkansas). Hummel saw D1 postseason action for the first time on May 22 in the SEC Tournament against LSU, where he faced the minimum over 2.0 scoreless innings whilst picking up a pair of strikeouts. A big fan of the Cars franchise, Hummel, also known as Lightning, walks out to the mound to Sheryl Crow's Real Gone in homage to Lightning McQueen.

SMALL NAME, BIG GAME

Freshman Eli Small has provided some big lifts for Kentucky as a pinch hitter. In the first at bat of his career at USC Upstate, Small launched his first career home run. Small was the first Wildcat to launch a home run in their first career-at bat since T.J. Collett in 2017. In the series opener at Florida, Small also delivered, hitting a game-tying RBI double with two outs in the eighth inning. Kentucky would eventually win that game 12-11 in ten innings.

AUSTIN, POWERED!

Former All-American, professional ballplayer, two-time Gold Glove winner and USA Baseball alum Austin Cousino has returned to his alma mater as an assistant coach/recruiting coordinator on Nick Mingione's staff. Cousino already has tapped into his immense professional scouting experience with a pair of organizations to get the Wildcats' recruiting off to a strong start with Cousino as its lead recruiter. The former Wildcat starred at UK from 2012-14 and is considered one of the top all-around players to have suited up for the Blue and White. He also played in both the Angels and Mariners' farm systems and reached Triple-A before a shoulder injury derailed his career.

THE LAW FIRM OF SALOW & FITTS

Austin Cousino wasn't the only former Kentucky great to return to Lexington in the offseason, as former All-American and first team All-SEC pitcher Logan Salow came back to his Bluegrass roots as a graduate manager. Salow was a critical component of the 2017 squad that became the first to reach a Super Regional in school history before being drafted by the Athletics in the sixth round and spending five seasons in professional baseball, where he struck out 11.9 batters per nine innings and reached Triple-A. He appeared 95 times in a UK uniform, pitching to a 3.40 earned run average and leaving as the program's single-season saves leader (12 in 2017, tied with Trevor Gott) and No. 2 on the school's career saves list with 16. Joining him in providing invaluable experience around the program is former Mississippi State star pitcher Trevor Fitts, now UK's Director of Player Development. Fitts had a 2.63 ERA in 62 games with the Bulldogs.

#EVERYTHINGSCHOOL

Under the direction of athletics director Mitch Barnhart, UK has greatly enhanced its athletic profile across the entire department since his arrival. In recent years, volleyball and rifle each have national championships, football has had a pair of 10-win seasons and Citrus Bowl championships, men's tennis finished national runners-up (2022), SEC Tournament Champions (2023, 2024), and SEC Regular Season Champions (2024), men's soccer completed an undefeated regular season and No. 1 overall seed in NCAA Tournament (2022), baseball reached a pair of Super Regionals (2017, 2023) and won an SEC Championship (2024), softball advanced to the WCWS (2014), women's swimming won the Southeastern Conference title (2021), track and field and gymnastics (2023 6th Place Finish) each cemented their status as elite programs on the national scene, and women's basketball won the SEC Tournament for the second time in 2022. That's not to mention the continued excellence of men's basketball and cheerleading, all of which culminated in a school-record ninth place finish in the Director's Cup standings for 2021-22.

THE NEW SEC

Beginning with the 2025 season, Oklahoma and Texas will deepen an already incredibly challenging league and the SEC has announced a new scheduling format that features a pair of permanent opponents for each school, including South Carolina and Vanderbilt for Kentucky. As previously announced, teams will play a three-game series against two permanent opponents and eight rotating opponents for a total of 30 conference games. Standings will be kept in a single-division format, eliminating divisional standings.

FUELED BY VETERANS

In contrast to 2023, the 2024 version of UK baseball is much more of a known entity. The Cats will have returning starters at catcher, second base, shortstop,



left field and right field, as well as a handful of arms who played large roles a season ago. Add senior Reuben Church and veteran transfer starters at first base, third base, centerfield and designated hitter and this is as experienced a team as there is in the Southeastern Conference.

MINGIONE IS SUPER-B

Kentucky coach Nick Mingione is writing his name all over the school's record books. In addition to being on the coaching staff of all three teams that have hosted a regional (assistant in 2006, head coach in 2017 and 2023), he is the only head coach to guide UK to a Super Regional, now having done so twice in the last six NCAA Tournaments. Kentucky captured the heart of the Big Blue Nation in 2023, playing an exciting brand of baseball that led to large crowds, a top RPI rating and one of the 16 NCAA Regional host locations. When the Cats battled back and advanced to face eventual national champion LSU it marked the program's second-ever Super Regional appearance, both of which have been orchestrated during Coach Mingione's tenure.

DESTINATION: LEXINGTON

Kentucky signed another strong recruiting class last November, this time focusing heavily on the high school ranks instead of mining the NCAA transfer portal for immediate, experienced help. UK also kept the Commonwealth's top talent at home, bringing in seven players from inside the state, including four of Prep Baseball Report's top nine prospects. UK also snagged recruits from Georgia, Illinois, Indiana and Missouri.



Pitcher Trevor Fitts and catcher Nick Ammirati were the starting battery in 2013 College World Series for Miss. State.

SERIOUSLY STAFFED

Kentucky's baseball staff is full of proven winners with College World Series, USA Baseball experience and more. Head coach Nick Mingione was part of the coaching staff when UK won its first - and only - Southeastern Conference championship in 2006, has been to five College World Series at various levels and been mentored by some of the game's best minds.

Additionally, pitching coach Dan Roszel has coached multiple conference championship squads and been to three Super Regionals, hitting coach and recruiting coordinator Austin Cousino was part of the 2012 UK team that still owns the school-record for victories and a two-time member of the USA Collegiate National Team, while assistant coach Nick Ammirati and Director of Player Development Trevor Fitts were the starting battery in Game 1 of the 2013 national championship series.

DID YOU KNOW? WILDCATS TRIVIA ...

- Ben Cleaver: Pitches left-handed but throws other balls right-handed
- Ty Crittenberger: Great grandfather was a 2-star Lieutenant General in the United States Army
- Mitchell Daly: Father, Edward, is a 4-star General in the United States Army
- Landon Franklin: Family adopted a young boy (Israel) from Africa in 2021
- Kyuss Gargett: Held youth world deadlift record when he was 10
- Ethan Hindle: Father, David, played cricket and rugby at the University of London
- Nick Lopez: Hosts a popular podcast called "The Leisure House"
- Cooper Robinson: Maternal side of family owns the oldest surf shop in Hawaii
- Lukas Schramm: Type-1 diabetic and active in awareness of the condition
- Hayden Smith: Hit by a car at age nine
- Lukas Schramm: Type-1 diabetic and active in awareness of the condition

HOME RUN BREAKDOWN

BY LOCATION

AT HOME	38
ON ROAD	35
NEUTRAL	5

BY PITCHER

VS. RIGHT	52
VS. LEFT	26

BY CONFERENCE

VS. SEC	59
VS. NON-SEC	19

BY OUTS

WITH NO OUT	30
WITH ONE OUT	27
WITH TWO OUT	23

BY RUNNERS ON

SOLO	45
TWO-RUN	23
THREE-RUN	10
GRAND SLAM	1

BY COUNT

AHEAD IN COUNT	29
EVEN IN COUNT	24
BEHIND IN COUNT	22
FULL COUNT	4
FIRST PITCH	12
TWO STRIKES	26

BY TIME OF DAY

(FIRST PITCH BEFORE/AFTER 6 P.M. EST)

DAY GAMES	47
NIGHT GAMES	31

HR BY POSITION

C - 5	LF - 12
1B - 19	CF - 9
2B - 8	RF - 6
SS - 7	DH - 6
3B - 5	PH - 1

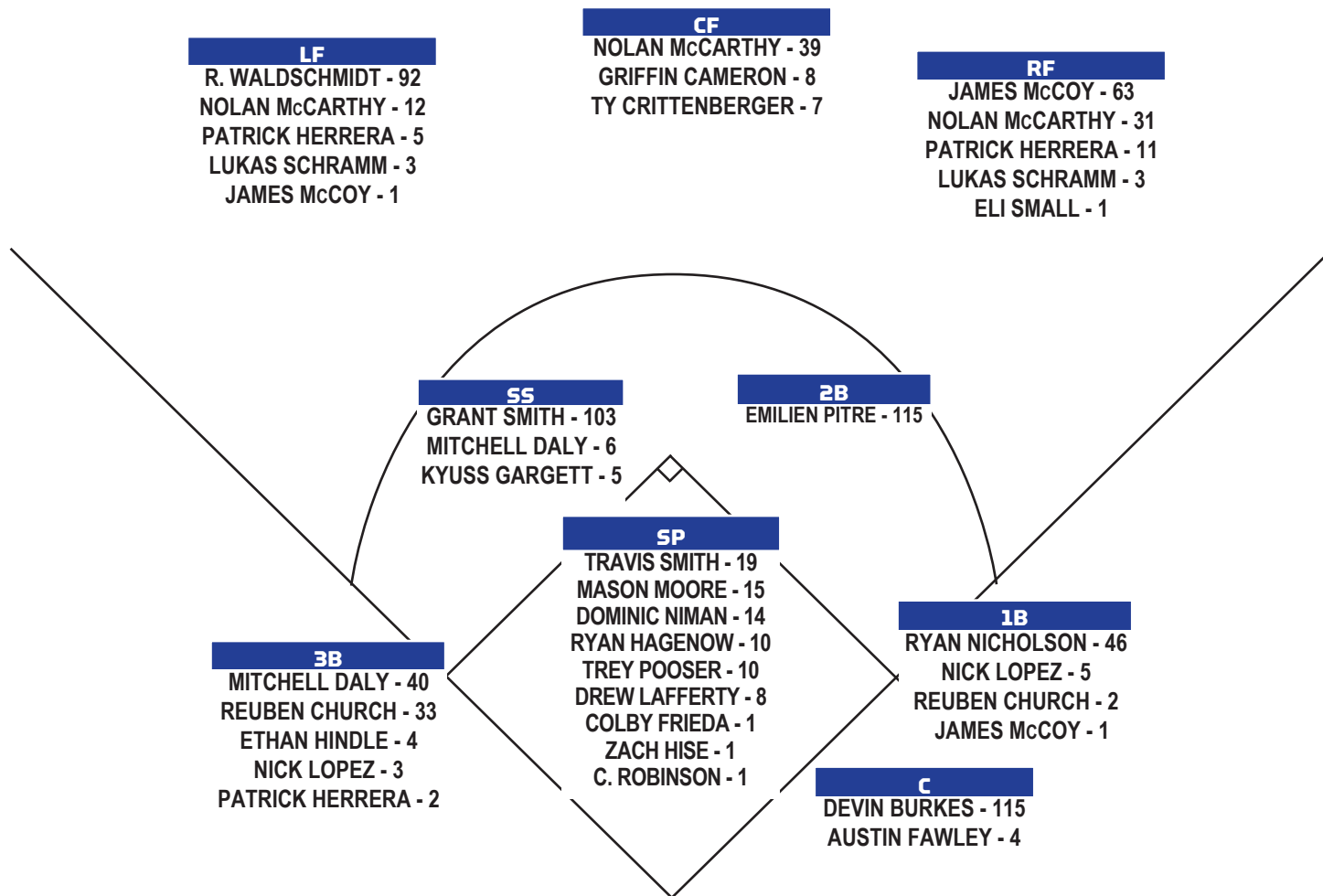
HR BY INNING

1ST - 5	6TH - 13
2ND - 3	7TH - 7
3RD - 12	8TH - 10
4TH - 11	9TH - 6
5TH - 12	10+ - 0

2024 HOME RUN TRACKER

NO	PLAYER (#)	OPPONENT	ON	INN.	OUT	COUNT	RHP/LHP
1	D. BURKES (1)	USC UPSTATE	1	8	2	2-2	RHP
2	L. SCHRAMM (1)	USC UPSTATE	0	4	0	2-1	LHP
3	CRITTENBERGER (1)	USC UPSTATE	1	6	0	1-2	RHP
4	E. SMALL (1)	USC UPSTATE	0	8	0	0-2	RHP
5	M. DALY (1)	TEXAS STATE	3	2	2	0-0	RHP
6	E. PITRE (1)	KANSAS	2	4	2	0-2	RHP
7	A. FAWLEY (1)	W. KENTUCKY	0	6	0	0-2	LHP
8	WALDSCHMIDT (1)	LIPSCOMB	1	7	2	2-1	RHP
9	N. LOPEZ (1)	E. KENTUCKY	2	3	1	2-2	LHP
10	A. FAWLEY (2)	E. KENTUCKY	0	5	1	1-2	RHP
11	K. GARGETT (1)	KENNESAW STATE	0	5	1	1-0	RHP
12	NICHOLSON (1)	MURRAY STATE	1	4	2	0-0	LHP
13	N. MCCARTHY (1)	GEORGIA	0	6	1	2-1	RHP
14	M. DALY (2)	GEORGIA	1	6	2	1-2	RHP
15	N. LOPEZ (2)	GEORGIA	1	7	2	0-2	RHP
16	J. MCCOY (1)	GEORGIA	0	8	0	0-0	RHP
17	WALDSCHMIDT (2)	GEORGIA	0	8	0	0-0	RHP
18	NICHOLSON (2)	GEORGIA	1	3	2	0-0	LHP
19	PITRE (2)	GEORGIA	1	4	2	1-2	LHP
20	NICHOLSON (3)	GEORGIA	0	6	2	2-0	RHP
21	NICHOLSON (4)	MISSOURI	0	4	0	1-1	RHP
22	CRITTENBERGER (2)	MIAMI (OHIO)	0	8	2	1-1	RHP
23	E. PITRE (3)	OLE MISS	0	8	0	2-2	RHP
24	N. MCCARTHY (2)	OLE MISS	1	3	2	1-0	LHP
25	J. MCCOY (2)	OLE MISS	1	5	1	1-2	RHP
26	N. MCCARTHY (3)	OLE MISS	2	6	1	0-1	RHP
27	E. PITRE (4)	OLE MISS	0	9	0	1-1	RHP
28	J. MCCOY (3)	OLE MISS	0	5	0	1-1	RHP
29	G. SMITH (1)	OLE MISS	2	7	1	0-1	RHP
30	N. MCCARTHY (4)	ALABAMA	1	6	1	1-2	RHP
31	WALDSCHMIDT (3)	ALABAMA	1	3	1	1-0	LHP
32	G. SMITH (2)	ALABAMA	1	6	2	2-0	RHP
33	NICHOLSON (5)	ALABAMA	1	3	1	1-0	RHP
34	NICHOLSON (6)	ALABAMA	2	7	1	1-2	LHP
35	G. SMITH (3)	SAMFORD	1	5	2	3-1	RHP
36	D. BURKES (2)	SAMFORD	0	6	1	0-2	RHP
37	NICHOLSON (7)	AUBURN	1	7	2	0-1	LHP
38	NICHOLSON (8)	AUBURN	0	2	1	3-1	RHP
39	G. SMITH (4)	AUBURN	0	3	0	0-0	RHP
40	WALDSCHMIDT (4)	AUBURN	0	3	0	0-0	RHP
41	N. MCCARTHY (5)	AUBURN	0	4	0	0-1	RHP
42	E. PITRE (5)	AUBURN	0	9	0	1-0	RHP
43	NICHOLSON (9)	AUBURN	1	9	2	3-2	RHP
44	J. MCCOY (4)	AUBURN	2	5	0	0-1	RHP
45	NICHOLSON (10)	AUBURN	0	6	0	1-1	RHP
46	N. LOPEZ (3)	AUBURN	1	6	2	0-0	LHP
47	N. LOPEZ (4)	AUBURN	2	8	1	3-2	RHP
48	WALDSCHMIDT (5)	LOUISVILLE	0	1	0	2-0	LHP
49	NICHOLSON (11)	LOUISVILLE	1	5	1	1-1	RHP
50	WALDSCHMIDT (6)	LOUISVILLE	2	5	2	2-2	RHP
51	M. DALY (3)	LOUISVILLE	1	6	1	1-1	LHP
52	WALDSCHMIDT (7)	TENNESSEE	0	3	1	2-0	RHP
53	N. MCCARTHY (6)	TENNESSEE	0	8	1	0-1	RHP
54	WALDSCHMIDT (8)	TENNESSEE	0	1	0	0-0	RHP
55	D. BURKES (3)	TENNESSEE	0	3	1	2-1	LHP
56	M. DALY (4)	TENNESSEE	0	4	0	0-0	LHP
57	G. SMITH (5)	TENNESSEE	1	6	2	3-2	LHP
58	N. MCCARTHY (7)	TENNESSEE	0	7	2	0-0	LHP
59	M. DALY (5)	TENNESSEE	0	9	1	2-2	LHP
60	NICHOLSON (12)	TENNESSEE	0	9	1	1-0	LHP
61	WALDSCHMIDT (9)	SO. CAROLINA	0	3	1	2-0	RHP
62	M. DALY (6)	SO. CAROLINA	0	4	0	2-1	RHP
63	NICHOLSON (13)	SO. CAROLINA	0	4	0	1-1	RHP
64	NICHOLSON (14)	SO. CAROLINA	0	5	1	0-2	LHP
65	J. MCCOY (5)	SO. CAROLINA	0	5	2	0-2	LHP
66	E. PITRE (6)	ARKANSAS	0	1	1	0-2	LHP
67	N. LOPEZ (5)	ARKANSAS	1	3	1	2-1	LHP
68	NICHOLSON (15)	FLORIDA	1	8	1	3-2	RHP
69	NICHOLSON (16)	FLORIDA	2	9	2	2-0	RHP
70	WALDSCHMIDT (10)	VANDERBILT	2	3	2	1-1	RHP
71	N. LOPEZ (6)	VANDERBILT	0	8	1	1-0	RHP
72	WALDSCHMIDT (11)	VANDERBILT	0	1	0	0-0	LHP
73	E. PITRE (7)	VANDERBILT	0	1	0	2-1	LHP
74	NICHOLSON (17)	VANDERBILT	0	2	0	1-0	LHP
75	E. PITRE (8)	VANDERBILT	0	5	1	1-1	LHP
76	WALDSCHMIDT (12)	ARKANSAS (SECT)	0	4	1	2-0	RHP
77	NICHOLSON (18)	ARKANSAS (SECT)	0	5	1	1-0	RHP
78	WALDSCHMIDT (12)	ARKANSAS (SECT)	1	7	0	0-2	RHP

GAMES STARTED AT KENTUCKY




GAMES-GAMES STARTED (POSITION PLAYERS)

PLAYER	CAREER	2024	2023	2022	2021	2020
MITCHELL DALY	237-218	48-47	61-53!	67-59!	61-59!	-
GRANT SMITH	221-219	44-42	61-61	51-51~	49-49~	16-16~
RYAN NICHOLSON	217-199	51-47	55-54#	52-51#	50-45#	9-2#
RYAN WALDSCHMIDT	164-147	51-47	59-58	52-48*	-	-
TY CRITTENBERGER	163-134	20-7	57-56+	45-39+	41-32+	-
NICK LOPEZ	160-147	51-50	49-41~	48-47~	-	12-9=
DEVIN BURKES	133-124	52-51	61-61	20-12	-	-
EMILIE PITRE	126-114	54-54	61-61	11-0	-	-
NOLAN McCARTHY	114-89	48-48	43-34	21-8	-	-
REUBEN CHURCH	111-76	21-9	33-27	27-14	31-26	-
JAMES McCOY	81-71	44-37	36-34	-	-	-
PATRICK HERRERA	78-52	24-18	12-1	42-33@	-	-
BEN HIGDON	12-0	0-0	-	12-0^	-	-
KYUSS GARGETT	11-5	11-5	-	-	-	-
ELI SMALL	11-1	11-1	-	-	-	-
GRIFFIN CAMERON	9-7	9-7	-	-	-	-
LUKAS SCHRAMM	8-6	8-6	-	-	-	-
AUSTIN FAWLEY	9-4	9-4	-	-	-	-
ETHAN HINDLE	7-4	7-4	-	-	-	-

!AT TEXAS; ~AT INCARNATE WORD; #AT CINCINNATI; +AT WESTERN KENTUCKY; *AT CHARLESTON SOUTHERN; @AT NORTHWESTERN; ~AT SOUTHERN CAL;
=AT ILLINOIS-CHICAGO; ^AT MEMPHIS

GET WEIRD.



THE 2024 KENTUCKY WILDCATS HAVE ADOPTED A UNIQUE DUGOUT CULTURE WHERE JUST ABOUT ANYTHING GOES AS LONG AS YOU'RE SUPPORTING YOUR TEAMMATES. GET WEIRD, AS IT'S BEEN COINED BY THE TEAM, WITH DUGOUT CAPTAIN RYAN HAGENOW ENFORCING THE RULES AS HE SEES FIT WITH COACH MINGIONE'S FULL BLESSING. ANTICS HAVE INCLUDED MIMICKING MINGIONE'S STYLE AS 3B COACH, PINK FUZZY HATS, STARING CONTESTS WITH DUGOUT CAMERAS, WATER BOTTLE SHOWERS AND MORE.



2023 MLB DRAFT

Kentucky saw three players selected in the 2023 Major League Baseball Draft and two other players sign a free agent contract with a professional organization. Kentucky has had nine players drafted the past two drafts.

Round	Player	Organization
8	Austin Strickland (RHP)	Pittsburgh
11	Magdiel Cotto (LHP)	Pittsburgh
12	Logan Martin (RHP)	Kansas City

In addition, right-handed pitchers Seth Chavez (Tampa Bay) and Zack Lee (Detroit) signed free agent contracts.



"THE HOOK"

One of the personal touches to the Wildcats' home, Kentucky Proud Park, is "The Hook," which is the name of the visting bullpen just beyond the right field wall. The name is a tribute to former UK pitcher Jonathan Hooker, who pitched for the Cats from 1998-2001, and died in the plane crash of Comair Flight 5191 on Aug. 27, 2006 in Lexington.

Hooker and his wife, Scarlett Parsley, were married the night before and were on the early-morning flight headed to their honeymoon when the pilots attempted to take off from the wrong runway and crashed into a neighboring field. Forty-nine of the 50 people on board were killed, including both Hooker and Parsley.

The London, Ky. native was a beloved teammate and member of UK Baseball and his family were honored on Mar. 29, 2019 during an in-game ceremony to officially unveil "The Hook," which features a sign and memorial to the former Wildcat.



RANKINGS

OPPONENTS IN THE NCAA TOURNAMENT

TEAM	REGIONAL (SEED)	H2H
ALABAMA	TALLAHASSEE (2)	3-0
[5] ARKANSAS	FAYETTEVILLE (1)	3-1
EVANSVILLE	GREENVILLE (4)	1-0
FLORIDA	STILLWATER (3)	2-1
[7] GEORGIA	ATHENS (1)	3-0
SOUTH CAROLINA	RALEIGH (2)	1-3
[1] TENNESSEE	KNOXVILLE (1)	1-2
VANDERBILT	CLEMSON (2)	2-1

KENTUCKY WEEK-BY-WEEK IN THE NATIONAL POLLS

TEAM	BA	D1	USA	PG	BWA
PRESEASON	-	-	RV	-	RV
WEEK 1	-	-	-	-	24
WEEK 2	-	-	RV	-	RV
WEEK 3	-	-	RV	25	25
WEEK 4	-	-	RV	-	RV
WEEK 5	-	-	25	24	21
WEEK 6	23	24	21	15	20
WEEK 7	18	17	16	12	15
WEEK 8	10	8	8	9	8
WEEK 9	7	3	5	7	4
WEEK 10	7	4	5	8	6
WEEK 11	9	8	8	11	8
WEEK 12	6	4	5	4	5
WEEK 13	2	2	3	2	3
WEEK 14	2	2	2	2	2
PRE-NCAA	2	-	2	-	2

(BA - Baseball America; D1 - D1Baseball; USA - Coaches Poll; PG - Perfect Game; BWA - Baseball Writers)

2024 VS. RANKED OPPONENTS

TEAM	RANK	RECORD
GEORGIA	25 [^]	3-0
AT OLE MISS	22 [*]	3-0
ALABAMA	11 [*]	3-0
TENNESSEE	2 [^]	1-2
SOUTH CAROLINA	19 [^]	1-2
ARKANSAS	2%	2-1
ARKANSAS (SECT)	5%	1-0

TOTAL 14-5
vs. Top 10 4-3

([^]NCBWA; ^{*}Baseball America; ⁺USA Coaches; %D1 Baseball; !Perfect Game)

WHEN WAS THE LAST TIME...

WON A SERIES VS. A No. 1 RANKED FOE:	vs. No. 1 TENNESSEE (2022)
WON A SERIES VS. A TOP 5 FOE:	vs. No. 2 ARKANSAS, 2-1 (MAY 3-5, 2024)
WON A SERIES VS. TEAM RANKED NO. 6-10:	vs. No. 7 GEORGIA, 2-1 (MARCH 25-27, 2022)
WON A ROAD SERIES VS. RANKED OPPONENT:	AT No. 22 OLE MISS, 3-0 (MARCH 29-31, 2024)
SWEPT A HOME SERIES (THREE OR MORE GAMES):	vs. No. 11 ALABAMA (APRIL 5-7, 2024)
SWEPT A ROAD SERIES (THREE OR MORE GAMES):	AT No. 22 OLE MISS (MARCH 29-31, 2024)
DEFEATED A TOP 10 OPPONENT:	vs. No. 5 ARKANSAS (SEC TOURNAMENT), 9-6, MAY 23, 2024
RECORDED A TRIPLE PLAY:	vs. LOUISVILLE (APRIL 18, 2017; 7-2-6)
PLAYED AN EXTRA-INNING GAME:	10 INNINGS, AT FLORIDA; W, 7-5 (MAY 12, 2024)
SCORED 20 OR MORE RUNS IN A GAME:	21, AT SOUTHERN ILLINOIS (MARCH 12, 2023)
HIT SIX HOME RUNS IN A GAME (SEE BELOW FOR 7 HR)	vs. TENNESSEE (APRIL 21, 2024)
HIT SEVEN HOME RUNS IN A GAME:	vs. ALABAMA (APRIL 25, 2020)
HIT FOUR HOME RUNS IN AN INNING:	8TH, vs. DAYTON (FEB. 21, 2016)
DREW 10 OR MORE WALKS IN A GAME:	10, AT LOUISVILLE (APRIL 16, 2024)
GOT HIT BY 10 OR MORE PITCHES IN A GAME:	10, vs. MONMOUTH (MARCH 6, 2010) * TIED NCAA RECORD AT TIME
HIT BY THREE OR MORE PITCHES IN A GAME (PLAYER):	DEVIN BURKES (3, vs. WASHINGTON STATE, FEBRUARY 23, 2024)
STOLE EIGHT BASES IN A GAME:	AT AUBURN (APRIL 25, 2010)
STOLE 30 OR MORE CONSECUTIVE BASES AS TEAM:	33, 2021 (OPENED THE SEASON 33-FOR-33)
LED OFF A GAME WITH A HOME RUN:	RYAN WALDSCHMIDT (vs. VANDERBILT, MAY 17, 2024)
LED OFF A GAME WITH A TRIPLE:	AUSTIN SCHULTZ (vs. EASTERN KENTUCKY, MARCH 2, 2021)
HIT A GRAND SLAM:	MITCHELL DALY (vs. TEXAS STATE, FEBRUARY 24, 2024)
HIT A WALK-OFF HOME RUN:	HUNTER GILLIAM (vs. XAVIER, 2-RUN HR, 8TH INNING, 0 OUTS, APRIL 18, 2023)
HIT AN EXTRA-INNING, GAME-WINNING HOME RUN:	DORIAN HAIRSTON (vs. SOUTH CAROLINA, MAY 8, 2016)
HIT TWO HOME RUNS IN A GAME:	RYAN WALDSCHMIDT (vs ARKANSAS (SEC TOURNAMENT), MAY 24, 2024)
HIT TWO HOME RUNS IN AN INNING:	AJ REED (vs. ST. JOSEPH'S, FEB. 21, 2014)
HIT FIVE HOMERS IN A THREE-GAME SPAN:	AJ REED (FEB. 21-23, 2014)
HIT THREE HOME RUNS IN A GAME:	T.J. COLLETT (vs. ALABAMA, APRIL 23, 2021)
HIT A NINTH-INNING, PINCH-HIT HOMER:	RILEY MAHAN (AT LSU, MARCH 29, 2015)
HIT A HOME RUN ON HIS BIRTHDAY:	CHASE STANKE (AT LSU, APRIL 14, 2023)
HAD A TRADITIONAL WALK-OFF WIN:	vs. MISSISSIPPI STATE, 5-4, 10 INN. (MARCH 17, 2023)
HAD A WALK-OFF HIT OR WALK (NON-HR):	EMILIE PITRE, SINGLE, vs. EASTERN KENTUCKY, 10-0, 7 INNINGS (MARCH 5, 2024)
HAD A WALK-OFF GRAND SLAM:	RILEY MAHAN (vs. ALABAMA, APRIL 9, 2016)
HIT AN INSIDE THE PARK HOMER:	JAMES MCCOY (vs. SOUTH CAROLINA, MAY 5, 2023)
HOMERED IN CONSECUTIVE GAMES:	EMILIE PITRE (vs. VANDERBILT, MAY 17-18, 2024)
HOMERED IN THREE CONSECUTIVE GAMES:	RYAN NICHOLSON (AT LOUISVILLE, APRIL 16, AND vs. TENNESSEE, APRIL 19-20, 2024)
HOMERED IN THREE CONSECUTIVE SEC GAMES:	RYAN NICHOLSON (AT AUBURN, APRIL 11-13, 2024)
HOMERED IN FOUR CONSECUTIVE GAMES:	RYAN NICHOLSON (AT AUBURN, APRIL 11-13, AND AT LOUISVILLE, APRIL 16, 2024)
HOMERED IN FOUR CONSECUTIVE SEC GAMES:	RYAN NICHOLSON (vs ALABAMA, APRIL 7, AT AUBURN, APRIL 11-13, 2024)
HOMERED IN FIVE CONSECUTIVE SEC GAMES:	GRANT SMITH (AT TENNESSEE, MAY 13-14, vs. FLORIDA, MAY 18-20, 2023)
HOMERED IN CONSECUTIVE AT BATS:	RYAN WALDSCHMIDT (vs ARKANSAS (SEC TOURNAMENT), MAY 24, 2024)
HOMERED IN THREE CONSECUTIVE AT BATS:	T.J. COLLETT (vs. ALABAMA, APRIL 25, 2021)
HOMERED IN FIRST AT-BAT OF THE SEASON:	ELI SMALL (AT USC UPSTATE, FEB. 18, 2024)
HOMERED FOR FIRST CAREER HIT:	AUSTIN FAWLEY (vs. WKU, FEB. 27, 2024) AND LUKAS SCHRAMM AND ELI SMALL (AT USC UPSTATE, FEB. 18, 2024)
HOMERED IN FIRST AT-BAT OF THEIR CAREER:	ELI SMALL (AT USC UPSTATE, FEB. 18, 2024)
HOMERED IN FIRST GAME OF UK CAREER:	TY CRITTENBERGER, LUKAS SCHRAMM AND ELI SMALL (AT UPSTATE, FEB. 18, 2024)
HOMERED IN FIRST HOME AT BAT OF THEIR CAREER (GS):	AJ REED (vs W. BUFFALO, FEB. 24, 2012)
HOMERED IN FINAL HOME AT BAT OF THEIR CAREER (GS):	MARCUS NIDIFFER (vs. LSU, MAY 16, 2010)
HIT BACK-TO-BACK HOME RUNS (TEAM):	RYAN WALDSCHMIDT AND EMILIE PITRE (vs. VANDERBILT, MAY 17, 2024)
HIT THREE CONSECUTIVE HOME RUNS (TEAM):	LANCE RAY, BRADEN KAPTEYN AND MARCUS NIDIFFER (AT INDIANA, MAY 11, 2010)
SCORED FIVE OR MORE RUNS IN A GAME:	CHASE ESTEP (5, vs. GEORGIA, MARCH 27, 2022)
SCORED SIX OR MORE RUNS IN A GAME:	ANDY BURNS (6, vs. MISSISSIPPI STATE, APRIL 19, 2009)
REACHED BASE SAFELY IN 8+ STRAIGHT PLATE APPEARANCES:	NICK LOPEZ (9), 6 HITS, 3 WALKS (AT AUBURN, AT LOUISVILLE, APRIL 13 AND 16, 2024)
HAD A HIT IN SEVEN CONSECUTIVE OFFICIAL AT BATS:	RYAN SHINN (AT AUSTIN PEAY AND AT TEXAS TECH, FEB. 17-23, 2019)
HAD FIVE HITS IN A GAME:	NICK LOPEZ (vs. MURRAY STATE, MARCH 12, 2024)
HAD SIX OR MORE HITS IN A GAME:	JT RIDDLE, 6 (vs. NIAGARA, FEB. 17, 2013)
HAD SIX RBI IN A GAME:	RYAN WALDSCHMIDT (AT LOUISVILLE, APRIL 16, 2024)
HAD SEVEN RBI IN A GAME:	DEVIN BURKES (vs. WRIGHT STATE, FEB. 26, 2023)
HAD EIGHT RBI IN A GAME:	LUKE BECKER (vs. MIAMI, OHIO, MARCH 12, 2017)
HIT HOME RUNS FROM BOTH SIDES OF THE PLATE:	NICK LOPEZ (AT AUBURN, APRIL 13, 2024)
STOLE THREE OR MORE BASES IN A GAME:	GRANT SMITH (3, AT SOUTH CAROLINA, APRIL 27, 2024)
STOLE FIVE OR MORE BASES IN A GAME:	JAREN SHELBY (5, vs. EASTERN KENTUCKY, FEB. 26, 2019)
WALKED FOUR OR MORE TIMES IN A GAME:	PATRICK HERRERA (4, vs. MIAMI UNIVERSITY, MARCH 26, 2024)
STRUCK OUT 10 OR MORE IN A GAME:	TREY POOSER (11, AT SOUTH CAROLINA, APRIL 26, 2024)
PITCHED A NINE-INNING COMPLETE GAME:	DOMINIC NIMAN (vs ALABAMA, APRIL 6, 2024)
PITCHED A NINE-INNING SHUTOUT:	DOMINIC NIMAN (vs ALABAMA, APRIL 6, 2024)
PITCHED A NO-HITTER:	TOM BANNON (vs. GEORGIA STATE, MARCH 16, 1971; W, 3-1 IN 7 INNINGS; SEASON OPENER)
GOT NO-HIT:	vs. VANDERBILT (APRIL 22, 2022)

KENTUCKY BATTING ORDER

GAME	1	2	3	4	5	6	7	8	9
UPSTATE	LOPEZ	NICHOLSON	BURKES	PITRE	CHURCH	McCOY	G. SMITH	McCARTHY	CAMERON
UPSTATE	LOPEZ	NICHOLSON	BURKES	PITRE	CHURCH	McCOY	CAMERON	McCARTHY	G. SMITH
UPSTATE	HERRERA	NICHOLSON	BURKES	PITRE	McCARTHY	SCHRAMM	DALY	CRITTENBERGER	G. SMITH
MOREHEAD	LOPEZ	NICHOLSON	BURKES	PITRE	McCOY	CRITTENBERGER	McCARTHY	FAWLEY	G. SMITH
WASHINGTON STATE	LOPEZ	NICHOLSON	BURKES	PITRE	HERRERA	DALY	McCARTHY	CRITTENBERGER	G. SMITH
TEXAS STATE	WALDSCHMIDT	HERRERA	BURKES	PITRE	DALY	SCHRAMM	CHURCH	McCARTHY	G. SMITH
KANSAS	WALDSCHMIDT	HERRERA	BURKES	PITRE	DALY	NICHOLSON	McCARTHY	McCOY	G. SMITH
WESTERN KENTUCKY	WALDSCHMIDT	PITRE	HERRERA	LOPEZ	DALY	SCHRAMM	McCARTHY	FAWLEY	G. SMITH
LIPSCOMB	WALDSCHMIDT	PITRE	HERRERA	LOPEZ	BURKES	DALY	CAMERON	McCARTHY	G. SMITH
LIPSCOMB	WALDSCHMIDT	PITRE	HERRERA	LOPEZ	BURKES	HINDLE	CAMERON	SCHRAMM	G. SMITH
LIPSCOMB	WALDSCHMIDT	PITRE	HERRERA	LOPEZ	BURKES	HINDLE	CAMERON	SCHRAMM	G. SMITH
EASTERN KENTUCKY	WALDSCHMIDT	PITRE	HERRERA	LOPEZ	HINDLE	GARGETT	SCHRAMM	FAWLEY	CAMERON
EASTERN KENTUCKY	WALDSCHMIDT	PITRE	HERRERA	LOPEZ	BURKES	GARGETT	HINDLE	McCARTHY	CAMERON
KENNESAW STATE	WALDSCHMIDT	PITRE	HERRERA	LOPEZ	BURKES	NICHOLSON	DALY	GARGETT	CRITTENBERGER
KENNESAW STATE	WALDSCHMIDT	PITRE	HERRERA	LOPEZ	GARGETT	BURKES	DALY	NICHOLSON	CRITTENBERGER
KENNESAW STATE	SMALL	GARGETT	LOPEZ	PITRE	BURKES	HERRERA	DALY	NICHOLSON	CAMERON
MURRAY STATE	WALDSCHMIDT	PITRE	BURKES	LOPEZ	DALY	NICHOLSON	CHURCH	CRITTENBERGER	McCARTHY
GEORGIA	WALDSCHMIDT	PITRE	BURKES	LOPEZ	DALY	NICHOLSON	HERRERA	CHURCH	McCARTHY
GEORGIA	WALDSCHMIDT	PITRE	BURKES	LOPEZ	DALY	NICHOLSON	CHURCH	McCARTHY	McCOY
GEORGIA	WALDSCHMIDT	PITRE	BURKES	LOPEZ	DALY	NICHOLSON	McCARTHY	McCOY	G. SMITH
EVANSVILLE	WALDSCHMIDT	PITRE	BURKES	LOPEZ	DALY	NICHOLSON	CHURCH	McCARTHY	McCOY
MISSOURI	WALDSCHMIDT	PITRE	BURKES	LOPEZ	DALY	NICHOLSON	McCARTHY	McCOY	G. SMITH
MISSOURI	WALDSCHMIDT	PITRE	BURKES	LOPEZ	DALY	NICHOLSON	McCARTHY	CRITTENBERGER	G. SMITH
MISSOURI	WALDSCHMIDT	PITRE	DALY	LOPEZ	BURKES	NICHOLSON	McCARTHY	McCOY	G. SMITH
MIAMI UNIVERSITY	HERRERA	PITRE	NICHOLSON	LOPEZ	DALY	FAWLEY	McCARTHY	McCOY	G. SMITH
OLE MISS	WALDSCHMIDT	PITRE	BURKES	LOPEZ	DALY	NICHOLSON	McCARTHY	McCOY	G. SMITH
OLE MISS	WALDSCHMIDT	PITRE	BURKES	LOPEZ	DALY	NICHOLSON	McCARTHY	HERRERA	G. SMITH
OLE MISS	WALDSCHMIDT	PITRE	BURKES	LOPEZ	DALY	NICHOLSON	McCARTHY	McCOY	G. SMITH
ALABAMA	WALDSCHMIDT	PITRE	BURKES	LOPEZ	DALY	NICHOLSON	McCARTHY	McCOY	G. SMITH
ALABAMA	WALDSCHMIDT	PITRE	BURKES	LOPEZ	DALY	NICHOLSON	McCARTHY	McCOY	G. SMITH
ALABAMA	WALDSCHMIDT	PITRE	BURKES	LOPEZ	DALY	NICHOLSON	McCARTHY	McCOY	G. SMITH
SAMFORD	WALDSCHMIDT	PITRE	BURKES	LOPEZ	DALY	NICHOLSON	McCARTHY	McCOY	G. SMITH
AUBURN	WALDSCHMIDT	PITRE	BURKES	LOPEZ	DALY	NICHOLSON	McCARTHY	McCOY	G. SMITH
AUBURN	WALDSCHMIDT	PITRE	BURKES	LOPEZ	DALY	NICHOLSON	McCARTHY	McCOY	G. SMITH
AUBURN	WALDSCHMIDT	PITRE	BURKES	LOPEZ	DALY	NICHOLSON	McCARTHY	McCOY	G. SMITH
LOUISVILLE	WALDSCHMIDT	PITRE	BURKES	LOPEZ	DALY	NICHOLSON	McCARTHY	McCOY	G. SMITH
TENNESSEE	WALDSCHMIDT	PITRE	G. SMITH	LOPEZ	DALY	NICHOLSON	McCARTHY	McCOY	BURKES
TENNESSEE	WALDSCHMIDT	PITRE	G. SMITH	LOPEZ	DALY	NICHOLSON	McCARTHY	McCOY	BURKES
TENNESSEE	WALDSCHMIDT	PITRE	G. SMITH	LOPEZ	DALY	NICHOLSON	McCARTHY	McCOY	BURKES
SO. CAROLINA	WALDSCHMIDT	PITRE	G. SMITH	LOPEZ	DALY	NICHOLSON	McCARTHY	McCOY	BURKES
SO. CAROLINA	WALDSCHMIDT	PITRE	G. SMITH	LOPEZ	DALY	NICHOLSON	McCARTHY	McCOY	BURKES
SO. CAROLINA	WALDSCHMIDT	PITRE	G. SMITH	LOPEZ	DALY	NICHOLSON	McCARTHY	McCOY	BURKES
ARKANSAS	WALDSCHMIDT	PITRE	G. SMITH	CHURCH	DALY	NICHOLSON	McCARTHY	HERRERA	BURKES
ARKANSAS	WALDSCHMIDT	PITRE	BURKES	LOPEZ	DALY	NICHOLSON	McCARTHY	McCOY	G. SMITH
ARKANSAS	WALDSCHMIDT	PITRE	BURKES	LOPEZ	DALY	NICHOLSON	McCARTHY	McCOY	G. SMITH
FLORIDA	WALDSCHMIDT	PITRE	BURKES	LOPEZ	DALY	NICHOLSON	McCARTHY	McCOY	CHURCH
FLORIDA	WALDSCHMIDT	PITRE	BURKES	LOPEZ	DALY	NICHOLSON	McCARTHY	McCOY	HERRERA
FLORIDA	WALDSCHMIDT	PITRE	BURKES	LOPEZ	DALY	NICHOLSON	McCARTHY	McCOY	HERRERA
VANDERBILT	WALDSCHMIDT	PITRE	BURKES	LOPEZ	DALY	NICHOLSON	McCARTHY	McCOY	G. SMITH
VANDERBILT	WALDSCHMIDT	PITRE	BURKES	LOPEZ	DALY	NICHOLSON	McCARTHY	McCOY	G. SMITH
VANDERBILT	WALDSCHMIDT	PITRE	BURKES	LOPEZ	DALY	NICHOLSON	McCARTHY	McCOY	G. SMITH
LSU (SECT)	WALDSCHMIDT	PITRE	BURKES	LOPEZ	DALY	NICHOLSON	McCARTHY	McCOY	G. SMITH
ARKANSAS (SECT)	WALDSCHMIDT	PITRE	BURKES	LOPEZ	DALY	NICHOLSON	McCARTHY	McCOY	G. SMITH
SO. CAROLINA (SECT)	WALDSCHMIDT	PITRE	BURKES	LOPEZ	DALY	NICHOLSON	McCARTHY	McCOY	G. SMITH

KENTUCKY STARTING LINEUP

GAME	C	1B	2B	SS	3B	LF	CF	RF	DH
UPSTATE	BURKES	NICHOLSON	PITRE	G. SMITH	LOPEZ	McCARTHY	CAMERON	McCOY	CHURCH
UPSTATE	BURKES	NICHOLSON	PITRE	G. SMITH	LOPEZ	McCARTHY	CAMERON	McCOY	CHURCH
UPSTATE	BURKES	NICHOLSON	PITRE	G. SMITH	DALY	McCARTHY	CRITTENBERGER	SCHRAMM	HERRERA
MOREHEAD	FAWLEY	NICHOLSON	PITRE	G. SMITH	LOPEZ	McCARTHY	CRITTENBERGER	McCOY	BURKES
WASHINGTON STATE	BURKES	NICHOLSON	PITRE	G. SMITH	DALY	McCARTHY	CRITTENBERGER	HERRERA	LOPEZ
TEXAS STATE	BURKES	CHURCH	PITRE	G. SMITH	DALY	HERRERA	McCARTHY	SCHRAMM	WALDSCHMIDT
KANSAS	BURKES	NICHOLSON	PITRE	G. SMITH	DALY	HERRERA	McCARTHY	McCOY	WALDSCHMIDT
WESTERN KENTUCKY	FAWLEY	LOPEZ	PITRE	G. SMITH	DALY	HERRERA	McCARTHY	SCHRAMM	WALDSCHMIDT
LIPSCOMB	BURKES	LOPEZ	PITRE	G. SMITH	DALY	McCARTHY	CAMERON	HERRERA	WALDSCHMIDT
LIPSCOMB	BURKES	LOPEZ	PITRE	G. SMITH	HINDLE	SCHRAMM	CAMERON	HERRERA	WALDSCHMIDT
LIPSCOMB	BURKES	LOPEZ	PITRE	G. SMITH	HINDLE	SCHRAMM	CAMERON	HERRERA	WALDSCHMIDT
EASTERN KENTUCKY	FAWLEY	LOPEZ	PITRE	GARGETT	HINDLE	SCHRAMM	CAMERON	HERRERA	WALDSCHMIDT
EASTERN KENTUCKY	BURKES	LOPEZ	PITRE	GARGETT	HINDLE	McCARTHY	CAMERON	HERRERA	WALDSCHMIDT
KENNESAW STATE	BURKES	NICHOLSON	PITRE	GARGETT	DALY	WALDSCHMIDT	CRITTENBERGER	HERRERA	LOPEZ
KENNESAW STATE	BURKES	NICHOLSON	PITRE	GARGETT	DALY	WALDSCHMIDT	CRITTENBERGER	HERRERA	LOPEZ
KENNESAW STATE	BURKES	NICHOLSON	PITRE	GARGETT	DALY	HERRERA	CAMERON	SMALL	LOPEZ
MURRAY STATE	BURKES	NICHOLSON	PITRE	DALY	CHURCH	WALDSCHMIDT	CRITTENBERGER	McCARTHY	LOPEZ
GEORGIA	BURKES	NICHOLSON	PITRE	DALY	CHURCH	WALDSCHMIDT	McCARTHY	HERRERA	LOPEZ
GEORGIA	BURKES	NICHOLSON	PITRE	DALY	CHURCH	WALDSCHMIDT	McCARTHY	McCOY	LOPEZ
GEORGIA	BURKES	NICHOLSON	PITRE	G. SMITH	DALY	WALDSCHMIDT	McCARTHY	McCOY	LOPEZ
EVANSVILLE	BURKES	NICHOLSON	PITRE	DALY	CHURCH	WALDSCHMIDT	McCARTHY	McCOY	LOPEZ
MISSOURI	BURKES	NICHOLSON	PITRE	G. SMITH	DALY	WALDSCHMIDT	McCARTHY	McCOY	LOPEZ
MISSOURI	BURKES	NICHOLSON	PITRE	G. SMITH	DALY	WALDSCHMIDT	CRITTENBERGER	McCARTHY	LOPEZ
MISSOURI	BURKES	NICHOLSON	PITRE	G. SMITH	DALY	WALDSCHMIDT	McCARTHY	McCOY	LOPEZ
MIAMI UNIVERSITY	FAWLEY	NICHOLSON	PITRE	G. SMITH	DALY	HERRERA	McCARTHY	McCOY	LOPEZ
OLE MISS	BURKES	NICHOLSON	PITRE	G. SMITH	DALY	WALDSCHMIDT	McCARTHY	McCOY	LOPEZ
OLE MISS	BURKES	NICHOLSON	PITRE	G. SMITH	DALY	WALDSCHMIDT	McCARTHY	HERRERA	LOPEZ
OLE MISS	BURKES	NICHOLSON	PITRE	G. SMITH	DALY	WALDSCHMIDT	McCARTHY	McCOY	LOPEZ
ALABAMA	BURKES	NICHOLSON	PITRE	G. SMITH	DALY	WALDSCHMIDT	McCARTHY	McCOY	LOPEZ
ALABAMA	BURKES	NICHOLSON	PITRE	G. SMITH	DALY	WALDSCHMIDT	McCARTHY	McCOY	LOPEZ
ALABAMA	BURKES	NICHOLSON	PITRE	G. SMITH	DALY	WALDSCHMIDT	McCARTHY	McCOY	LOPEZ
SAMFORD	BURKES	NICHOLSON	PITRE	G. SMITH	DALY	WALDSCHMIDT	McCARTHY	McCOY	LOPEZ
AUBURN	BURKES	NICHOLSON	PITRE	G. SMITH	DALY	WALDSCHMIDT	McCARTHY	McCOY	LOPEZ
AUBURN	BURKES	NICHOLSON	PITRE	G. SMITH	DALY	WALDSCHMIDT	McCARTHY	McCOY	LOPEZ
AUBURN	BURKES	NICHOLSON	PITRE	G. SMITH	DALY	WALDSCHMIDT	McCARTHY	McCOY	LOPEZ
LOUISVILLE	BURKES	NICHOLSON	PITRE	G. SMITH	DALY	WALDSCHMIDT	McCARTHY	McCOY	LOPEZ
TENNESSEE	BURKES	NICHOLSON	PITRE	G. SMITH	DALY	WALDSCHMIDT	McCARTHY	McCOY	LOPEZ
TENNESSEE	BURKES	NICHOLSON	PITRE	G. SMITH	DALY	WALDSCHMIDT	McCARTHY	McCOY	LOPEZ
TENNESSEE	BURKES	NICHOLSON	PITRE	G. SMITH	DALY	WALDSCHMIDT	McCARTHY	McCOY	LOPEZ
SO. CAROLINA	BURKES	NICHOLSON	PITRE	G. SMITH	DALY	WALDSCHMIDT	McCARTHY	McCOY	LOPEZ
SO. CAROLINA	BURKES	NICHOLSON	PITRE	G. SMITH	DALY	WALDSCHMIDT	McCARTHY	McCOY	LOPEZ
SO. CAROLINA	BURKES	NICHOLSON	PITRE	G. SMITH	DALY	WALDSCHMIDT	McCARTHY	McCOY	LOPEZ
ARKANSAS	BURKES	NICHOLSON	PITRE	G. SMITH	DALY	WALDSCHMIDT	McCARTHY	HERRERA	CHURCH
ARKANSAS	BURKES	NICHOLSON	PITRE	G. SMITH	DALY	WALDSCHMIDT	McCARTHY	McCOY	LOPEZ
ARKANSAS	BURKES	NICHOLSON	PITRE	G. SMITH	DALY	WALDSCHMIDT	McCARTHY	McCOY	LOPEZ
FLORIDA	BURKES	NICHOLSON	PITRE	DALY	CHURCH	WALDSCHMIDT	McCARTHY	McCOY	LOPEZ
FLORIDA	BURKES	NICHOLSON	PITRE	DALY	HERRERA	WALDSCHMIDT	McCARTHY	McCOY	LOPEZ
FLORIDA	BURKES	NICHOLSON	PITRE	DALY	HERRERA	WALDSCHMIDT	McCARTHY	McCOY	LOPEZ
VANDERBILT	BURKES	NICHOLSON	PITRE	G. SMITH	DALY	WALDSCHMIDT	McCARTHY	McCOY	LOPEZ
VANDERBILT	BURKES	NICHOLSON	PITRE	G. SMITH	DALY	WALDSCHMIDT	McCARTHY	McCOY	LOPEZ
VANDERBILT	BURKES	NICHOLSON	PITRE	G. SMITH	DALY	WALDSCHMIDT	McCARTHY	McCOY	LOPEZ
LSU (SECT)	BURKES	NICHOLSON	PITRE	G. SMITH	DALY	WALDSCHMIDT	McCARTHY	McCOY	LOPEZ
ARKANSAS (SECT)	BURKES	NICHOLSON	PITRE	G. SMITH	DALY	WALDSCHMIDT	McCARTHY	McCOY	LOPEZ
SO. CAROLINA (SECT)	BURKES	NICHOLSON	PITRE	G. SMITH	DALY	WALDSCHMIDT	McCARTHY	McCOY	LOPEZ

HEAD COACH NICK MINGIONE

Kentucky fans have quickly created a bond with **Nick Mingione**, whose infectious and unrelenting enthusiasm and down-to-earth personality has earned legions of new fans. Although it is certainly an ingredient in Mingione's on-field success, getting the best out of his players has been the biggest factor in the success he's achieved everywhere he's been. In 19 full seasons of coaching the teams he's been involved with have averaged 38 victories a year and advanced to the postseason 10 times with two national runner-up finishes. He already is the third-winningest coach in Kentucky history.

Mingione had a brilliant playing career at Embry-Riddle - he ranks 10th on its career hits list - where he helped lead the program to 154 victories and three NAIA World Series appearances in three seasons as an assistant. When he arrived at Kentucky in 2006 he was immediately part of what is still the Cats' only SEC championship club, then smelled success at Mississippi State before returning to the one place he had always wanted to be a head coach - UK. First season, first Super Regional appearance for the Cats.

He made it a point to have his team involved in the community, part of his "Student. Person. Player." guiding principle of the program, participating in numerous philanthropic events in Lexington while also taking time for more than 100 local speaking engagements. In his first season his ethos for the program was on full display as UK players earned SEC Pitcher of the Year, SEC Scholar Athlete of the Year and SEC Community Service Team honors. He recently was named the winner of 2022 Fellowship of Christian Athletes Jerry Kindall Character in Coaching Award.

Mingione became the winningest UK coach during the first three seasons of his tenure with 103 total wins and 39 in SEC play. The success has carried over to the Major League Baseball Draft, where Mingione and his staff's ability to groom players for a professional career has led to 33 players being selected in the past six MLB Drafts. The 21 players selected in the 2017 and 2018 drafts were the most of any program in the country and Mingione has helped mentor two top 20 overall picks in first baseman Evan White (17th, 2017) and left-handed pitcher Zack Thompson (19th, 2019).

Mingione has a sterling reputation as a recruiter. Over the 15 seasons at Kentucky and Mississippi State for which recruiting rankings are final, he has helped land classes with an average ranking of 15th, including top-three classes in 2013-15. He also has an unmatched track record of player development, coaching 86 players selected in the MLB Draft, as well as 46 All-Americans and six conference players of the year. His first recruiting class at Kentucky was ranked in the Top 10 of all the major industry outlets.



MINGIONE VS. ALL OPPONENTS

OPPONENT	RECORD
Alabama	8-5
Appalachian State	3-0
Arkansas	4-9
Auburn	11-3
Austin Peay	3-0
Ball State	2-2
Bellarmine	4-0
Boston College	0-1
Butler	1-0
Canisius	3-0
Cincinnati	2-1
Dayton	2-0
Delaware	0-1
Eastern Kentucky	8-1
Elon	2-1
Evansville	5-0
Florida	8-14
Georgia	11-10
Georgia State	3-0
High Point	3-0
Houston	1-0
Indiana	7-2
Indiana State	3-0
Jacksonville State	3-0
Kansas	1-0
Kennesaw State	1-2
Liberty	0-1
Lipscomb	4-0
Louisiana	1-0
Louisville	4-9
LSU	4-11
Miami (Ohio)	6-0
Michigan	1-0
Middle Tennessee	3-0
Milwaukee	3-0
Mississippi State	6-6
Missouri	13-8
Morehead State	5-0
Murray State	6-1
Norfolk State	1-0
North Carolina	0-3
North Carolina State	2-1
Northern Kentucky	2-1
Oakland	5-0
Ohio	2-1
Old Dominion	1-0
Ole Miss	8-4
Sam Houston State	1-0
Samford	0-1
South Carolina	11-13
Southeast Missouri	1-0
Southern Illinois	3-0
Southern Illinois-Edwardsville	1-0
St. Joseph's	1-0
TCU	2-4
Tennessee	9-12
Tennessee-Martin	1-0
Tennessee Tech	4-0
Texas A&M	5-7
Texas State	1-0
Texas Tech	2-4
UC-Santa Barbara	3-0
UNC Wilmington	0-3
USC Upstate	5-0
Vanderbilt	7-15
Washington State	0-1
Western Carolina	1-0
Western Michigan	3-0
Western Kentucky	9-1
West Virginia	1-0
Wofford	1-0
Wright State	3-1
Xavier	4-1
TOTALS:	256-164

(*2024 opponents in bold)

NICK MINGIONE - 2017 NATIONAL AND SEC COACH OF THE YEAR

MINGIONE BY THE NUMBERS

386 - SEC Academic Honor Roll selections

86 - Players coached who have been selected in the Major League Baseball Draft

48 - All-Conference honors coached

46 - All-American honors coached

26 - Players who have reached MLB

19 - Seasons as a college baseball coach

14 - Nationally-ranked recruiting classes (2006-07, 2009-20)

12 - NCAA Regionals (2003-06, 2011-14, 2016, 2017, 2023, 2024)

7 - Conference championships (2003-06, 2012, 2016, 2024)

6 - Conference Players of the Year coached (2004-06, 2012, 2016, 2017)

5 - College World Series (1999, 2003-05, 2013)

4 - SEC Scholar Athlete of the Year (2013, 2014, 2015, 2017)

2 - National Championship finalists (2005, 2013)

2 - Senior CLASS Award winners (2018, 2021)

2 - SEC Coach of the Year (2017, 2024)

1 - National Coach of the Year (2017)



Student. Person. Player.

COACH MINGIONE IS PASSIONATE ABOUT DEVELOPING STUDENT-ATHLETES IN THREE AREAS: **STUDENT. PERSON. PLAYER.**

2024 COACHING STAFF



15 - DAN ROSZEL

Coaching Career

2000: North Florida, Graduate Assistant
 2001-02: Lake City Community College, Assistant Coach
 2003-06: Gardner-Webb, Pitching Coach/Recruiting Coordinator
 2007-08: Florida Gulf Coast, Assistant Coach/Pitching Coach
 2009-10: College of Charleston, Pitching Coach/Recruiting Coordinator
 2011-19: East Carolina, Pitching Coach
 2020-Current: Kentucky, Pitching Coach

Roszel has had 39 pitchers sign pro contracts, 18 pitchers reach Major League Baseball, two top 15 overall picks and mentored star left-hander Chris Sale. He also has had 25 all-conference selections, 11 all-americans and two conference pitchers of the year.



91 - AUSTIN COUSINO

Coaching Career

2014-16: Played minor league baseball
 2017-18: Graduate Assistant, Mississippi State
 2018-19: Assistant Coach, Xavier
 2019-22: Area Scout, Detroit Tigers
 2022-23: Area Scout, Tampa Bay Rays
 2023-Current: Assistant Coach/Recruiting Coordinator, Kentucky

Cousino, a former all-american, Gold Glover and two-time USA Baseball member while at Kentucky, has already coached 26 players to the professional ranks in his short coaching career.



15 - NICK AMMIRATI

Coaching Career

2015-16: Northwestern State, Assistant Coach
 2017-20: Hinds Community College, Assistant Coach
 2021: Southern Miss, Assistant Coach
 2022-Current: Kentucky, Assistant Coach

A former starting catcher on a College World Series club, Ammirati's low key approach and vast knowledge of the game already has helped see 22 of his students reach pro ball and three become major leaguers in just six seasons of coaching. In 2023, a UK offense he helped guide shattered the school record for hit by pitch and saw four players steal at least 15 bases for the only time in program history.



TREVOR FITTS - PLAYER DEVELOPMENT

Coaching Career

2015-16 : South Alabama, Grad Assistant
 2017-18 : Mississippi State, Director of Operations
 2018-19: Jacksonville State, Volunteer Assistant
 2020-22 : Austin Peay, Assistant Coach/ Pitching Coach/ Interim Head Coach
 2022-23 : Southwest MS CC, Assistant Coach/ Pitching Coach
 2023 : Detroit Tigers (West Michigan Whitecaps), Assistant Pitching Coach

Fitts, who started on the mound in Game 1 of the 2013 College World Series, joined UK's staff in the summer and brings a wealth of pitching knowledge. Counting his year as State's Director of Ops he has had 31 total pro players, including nine who have made it to MLB.

CATS IN THE PROS

MAJOR LEAGUE BASEBALL

CARSON COLEMAN - TEXAS RANGERS (DL)
 COLLIN COWGILL - CINCINNATI REDS (COACH)
 TREVOR GOTT - OAKLAND ATHLETICS (DL)
 ANDY GREEN - NY METS (FRONT OFFICE)
 SEAN HJELLE - SAN FRANCISCO GIANTS (DL)
 LUKE MAILE - CINCINNATI REDS
 JAMES PAXTON - LOS ANGELES DODGERS
 TAYLOR ROGERS - SAN FRANCISCO GIANTS
 ZACK THOMPSON - ST. LOUIS CARDINALS

MINOR LEAGUE BASEBALL

SETH CHAVEZ (RAYS-A)
 KYLE CODY (GIANTS)
 MAGDIEL COTTO (PIRATES-A)
 TYLER GUILFOIL (ASTROS-A)
 ZACH HAAKE (PHILLIES-AA)
 SEAN HARNEY (RAYS-A)
 DANIEL HARPER (PHILLIES-A)
 VINCE HARRISON - DAYTON DRAGONS (REDS-A, MANAGER)
 HOLT JONES (MARLINS-A)
 ZACK LEE (TIGERS-ROOKIE)
 JUSTIN LEWIS (GUARDIANS-AA)
 ZACH LOGUE (BRAVES-AAA)
 LOGAN MARTIN (ROYALS-A)
 ZACH POP (BLUE JAYS -AAA)
 JOHN RHODES (ORIOLES-AA)
 RYAN RITTER (ROCKIES-AA)
 ALONZO RUBALCABA (TIGERS-A)
 AUSTIN STRICKLAND (GIANTS-ROOKIE)
 COLE STUPP (TIGERS-A)
 EVAN WHITE (ANGELS-AAA)



MLB TRAINING GROUND

Kentucky has made its presence felt in the Major League Baseball Draft in recent years with 36 players selected during the Nick Mingione era, including 21 in 2017 and 2018, which was the most of any college program in the country over that span. In Evan White (2017) and Zack Thompson (2019) the Cats have had two first-round selections under Mingione. In the last seven drafts:

- 19 Wildcats were selected in the first 10 rounds.
- Eight were selected in the first five rounds, including first-rounders Evan White (2017) and Zack Thompson (2019).
- The 13 picks in 2018 are the second-most for any school in a single draft since 2006 and tied for an SEC record with Texas A&M (2016) and national champion Vanderbilt (2019).
- The 23 underclassmen drafted during that span earned \$13.358 million in signing bonus money, an average of \$581,000 per player.
- All but one draftee was selected higher than previously selected.
- 26 of the draftees had not previously been drafted.
- White was named a 2020 AL Gold Glove winner, the first rookie first baseman in either league to win the award since its inception in 1957.

WALK IT OFF

The Cats' 10 most recent traditional walk-off victories

DATE	OPPONENT	SCORE	FINAL PLAY
3/17/23	Mississippi State	5-4 (10)	Wild pitch
3/5/23	Indiana State	7-6	RBI Single
5/5/22	No. 1 Tennessee	3-2 (13)	RBI Single
3/13/22	High Point	4-3	Error
2/26/22	Western Michigan	13-12 (12)	Error
2/23/22	Bellarmine	3-2	RBI Double
3/23/21	Butler	6-5	Two-Run Double
3/20/21	Missouri	5-4	Passed Ball
3/4/20	Murray State	9-8	Solo Home Run
2/23/20	Appalachian State	8-7 (15)	RBI Walk
3/10/19	Middle Tennessee	5-4	Two-Run HR

The Cats have walked it off 18 times since Nick Mingione took over as head coach before the 2017 season, including five run rule games.

BASEBALL MINDS IN THE PROS

Former Wildcat Vince Harrison has been named the manager of the Dayton Dragons, the class High-A affiliate for the Cincinnati Reds, for the 2024 season. A former football and baseball player at Kentucky, Harrison has remained in the game of baseball and is one of three former players in non-playing roles with a Major League Baseball organization. Collin Cowgill remains an assistant coach with the Reds and former MLB manager and UK all-time hits leader Andy Green has joined the New York Mets' front office.

KENTUCKY PROUD PARK

Kentucky baseball moved into a new home for the 2019 season, opening the \$49 million Kentucky Proud Park, a state-of-the-art facility immediately considered one of the top facilities in all of college baseball. The Wildcats won their first game in their new home, defeating Eastern Kentucky, 7-3, on Feb. 26, 2019.

The stadium features permanent seating for nearly 2,500 fans with additional space on grass berms to accommodate 5,000 fans for regular season games. Beyond the outfield wall, temporary bleachers can be installed for NCAA Tournament games to bring the seating capacity to more than 7,000.

The team areas were a priority and give our players and coaches everything they need to compete at a high level in a single location. The facility features a team lounge, locker room, training area, indoor hitting and pitching areas, and coaching offices, as well as a recruiting room. All spaces are either new to UK baseball or significantly larger than previous ones.

The name is a tribute to farmers and businesses of the Commonwealth of Kentucky and the Big Blue Nation. Kentucky Farm Bureau secured the rights to name the stadium from JMI Sports, UK Athletics' multimedia rights partner. In turn, Kentucky Farm Bureau elected to name the stadium for Kentucky Proud, the state's official agricultural marketing program housed at the Kentucky Department of Agriculture. No state taxpayer dollars were used in funding the agreement. The Kentucky Proud program is funded through the generosity of the Kentucky Agricultural Development Fund. The fund is directed by the Kentucky Agricultural Development Board and administered by the Governor's Office of Agricultural Policy.

New black padding replaced the existing blue look for the 2023 season, including on the outfield fence, dugout railings and behind home plate.



TOP FIVE CROWDS IN KPP HISTORY

7,304	Tennessee	4/20/24
6,922	Tennessee	4/19/24
6,797	Tennessee	4/21/24
6,796	Indiana*	6/5/23
6,094	Indiana*	6/3/23
6,024	Arkansas	5/5/24

*NCAA Regional

Series:

21,023	Tennessee	2024
14,781	Arkansas	2024

UK'S RECORD AT KPP

Year	Overall	SEC
2019	16-15	2-13
2020 ^a	11-3	0-0
2021	22-13	6-9
2022	23-11	8-7
2023	29-7	11-4
2024	21-6	11-4
^a Covid-shortened season		
Total	126-55 (.697)	44-37
Attendance Record	7,304 vs. Tennessee (April 20, 2024)	
Three-Game Series	21,023 vs. Tennessee (April 19-21, 2024)	



2024 RADIO/TV SPOT CHART



JAKE TITUS



PATRICK HERRERA



MITCHELL DALY



ÉMILIEN PITRE



REUBEN CHURCH



DEVIN BURKES



TY CRITTENBERGER



NICK LOPEZ



CAMERON O'BRIEN



COLBY FRIEDA



GRANT SMITH




JAMES MCCOY



BEN HIGDON



LANDON FRANKLIN



ETHAN HINDLE



NOLAN MCCARTHY



MASON MOORE



RYAN WALDSCHMIDT



DOMINIC NIMAN



HUDSON BROWN



RYAN HAGENOW



RYAN NICHOLSON



DREW LAFFERTY



HAYDEN SMITH



ROBERT HOGAN



TRAVIS SMITH



LUKAS SCHRAMM



BLAKE BOWEN



CARSON APPLGATE



RAYMOND SAATMAN



COOPER ROBINSON



ZACH HISE



EVAN BYERS



GRIFFIN CAMERON



JACKSON NOVE



JACOB PRICE



KYUSS GARGETT



BEN CLEAVER



JOHNNY HUMMEL



EVAN HART



TREY POOSER



AUSTIN FAWLEY



ELI SMALL



TOMMY SKELDING

WILDCATS BY STATE

ALABAMA (1)

MITCHELL DALY (MADISON)

ARIZONA (1)

PATRICK HERRERA (MESA)

CALIFORNIA (1)

NICK LOPEZ (SANTA ANA)

CONNECTICUT (1)

DOMINIC NIMAN (WEST HARTFORD)

FLORIDA (5)

DEVIN BURKES (BRADENTON)
TY CRITTENBERGER (LIGHTHOUSE POINT)
AUSTIN FAWLEY (LANTANA)
COLBY FRIEDA (ST. JOHNS)
RYAN WALDSCHMIDT (BRADENTON)

GEORGIA (1)

JAMES MCCOY (DUNWOODY)

ILLINOIS (1)

ZACH HISE (JOLIET)

INDIANA (1)

KYUSS GARGETT (ANDERSON)

IOWA (1)

JACKSON NOVE (FAIRFAX)

KANSAS (1)

JAKE TITUS (OTTAWA)

KENTUCKY (10)

EVAN BYERS (NICHOLASVILLE)
GRIFFIN CAMERON (LEXINGTON)
EVAN HART (HARRODSBURG)
BEN HIGDON (PADUCAH)
MASON MOORE (MOREHEAD)
RYAN NICHOLSON (LOUISVILLE)
JACOB PRICE (LOUISVILLE)
RAYMOND SAATMAN (LEXINGTON)
HAYDEN SMITH (NICHOLASVILLE)
TRAVIS SMITH (WALTON)

MICHIGAN (1)

NOLAN MCCARTHY (KALAMAZOO)

MINNESOTA (1)

ROBERT HOGAN (NORTH OAK)

MISSISSIPPI (1)

HUDSON BROWN (OLIVE BRANCH)

NEBRASKA (1)

ELI SMALL (OMAHA)

NEW JERSEY (1)

CARSON APPLIGATE (COLUMBUS)

NEW MEXICO (1)

GRANT SMITH (ALBUQUERQUE)

NORTH CAROLINA (3)

JOHNNY HUMMEL (MATTHEWS)
CAMERON O'BRIEN (WAKE FOREST)
LUKAS SCHRAMM (APEX)

OHIO (2)

BLAKE BOWEN (WOOSTER)
TOMMY SKELDING (ATWATER)

PENNSYLVANIA (1)

DREW LAFFERTY (SOUTH PARK)

QUEBEC (1)

ÉMILIE PITRE (REPENTIGNY)

SOUTH CAROLINA (1)

TREY POOSER (HANAHAN)

TENNESSEE (4)

REUBEN CHURCH (MARYVILLE)
BEN CLEAVER (THOMPSONS STATION)
LONDON FRANKLIN (CLEVELAND)
RYAN HAGENOW (KNOXVILLE)

WISCONSIN (1)

EVAN HINDLE (DELAFIELD)

WILDCATS BY POSITION

INFIELDERS

HUDSON BROWN (FRESHMAN)
REUBEN CHURCH (SENIOR)
MITCHELL DALY (SENIOR)
AUSTIN FAWLEY (R-FRESHMAN)
LONDON FRANKLIN (FRESHMAN)
KYUSS GARGETT (FRESHMAN)
PATRICK HERRERA (JUNIOR)
ETHAN HINDLE (FRESHMAN)
NICK LOPEZ (GRADUATE)
JAMES MCCOY (R-SOPHOMORE)
RYAN NICHOLSON (GRADUATE)
ÉMILIE PITRE (JUNIOR)
GRANT SMITH (SENIOR)

OUTFIELDERS

GRIFFIN CAMERON (FRESHMAN)
TY CRITTENBERGER (GRADUATE)
BEN HIGDON (JUNIOR)
NOLAN MCCARTHY (R-JUNIOR)
LUKAS SCHRAMM (R-FRESHMAN)
ELI SMALL (FRESHMAN)
RYAN WALDSCHMIDT (JUNIOR)

CATCHERS

DEVIN BURKES (R-JUNIOR)
AUSTIN FAWLEY (R-FRESHMAN)
ELI SMALL (FRESHMAN)

RIGHT-HANDED PITCHERS

COLBY FRIEDA (JUNIOR)
RYAN HAGENOW (SENIOR)
ZACH HISE (R-JUNIOR)
ROBERT HOGAN (JUNIOR)
JOHNNY HUMMEL (GRADUATE)
DREW LAFFERTY (R-FRESHMAN)
JAMES MCCOY (R-SOPHOMORE)
MASON MOORE (JUNIOR)
CAMERON O'BRIEN (GRADUATE)
TREY POOSER (GRADUATE)
JACOB PRICE (SOPHOMORE)
COOPER ROBINSON (JUNIOR)
RAYMOND SAATMAN (FRESHMAN)
TOMMY SKELDING (FRESHMAN)
TRAVIS SMITH (R-SOPHOMORE)
JAKE TITUS (FRESHMAN)

UTILITY

BLAKE BOWEN (FRESHMAN)

LEFT-HANDED PITCHERS

EVAN BYERS (R-JUNIOR)
BEN CLEAVER (FRESHMAN)
EVAN HART (FRESHMAN)
DOMINIC NIMAN (GRADUATE)
JACKSON NOVE (JUNIOR)
HAYDEN SMITH (R-FRESHMAN)

NCAA Statistics

Kentucky - 2023-24 Baseball Ranking Summary thru games 05/26/2024

Statistic	National Rank	Conference Rank	Value	National Leader	Value	Conference Leader	Value
Base on Balls (294 ranked)	117	10	266	Troy	382	South Carolina	367
Batting Average (295 ranked)	97	5	0.289	Austin Peay	0.359	Tennessee	0.311
Double Plays (295 ranked)	145	3	36	Michigan	62	South Carolina	45
Double Plays Per Game (295 ranked)	145	2	0.67	Col. of Charleston	1.11	South Carolina	0.76
Doubles (295 ranked)	67	5	113	Austin Peay	156	Tennessee	136
Doubles Per Game (295 ranked)	50	3	2.09	Columbia	2.98	Tennessee	2.23
Earned Run Average (295 ranked)	74	8	5.23	Arkansas	3.66	Arkansas	3.66
Fielding Percentage (295 ranked)	16	4	0.980	Notre Dame	0.985	Mississippi St.	0.982
Hit Batters (295 ranked)	119	3	76	Saint Peter's	131	Missouri	91
Hit by Pitch (295 ranked)	23	2	106	UC Irvine	166	Georgia	109
Hits (295 ranked)	172	10	506	Austin Peay	732	Tennessee	636
Hits Allowed Per Nine Innings (295 ranked)	23	7	8.25	Arkansas	7.07	Arkansas	7.07
Home Runs (295 ranked)	76	9	78	Tennessee	147	Tennessee	147
Home Runs Per Game (295 ranked)	71	9	1.44	Austin Peay	2.61	Georgia	2.59
On Base Percentage (295 ranked)	42	5	0.408	Austin Peay	0.455	Georgia	0.435
Runs (295 ranked)	56	6	437	Austin Peay	608	Tennessee	553
Sacrifice Bunts (295 ranked)	33	1	38	Western Ky.	78	Kentucky	38
Sacrifice Flies (295 ranked)	77	4	27	Nicholls	48	Ole Miss	34
Scoring (295 ranked)	46	4	8.1	Austin Peay	10.9	Georgia	9.3
Shutouts (136 ranked)	24	5	4	Texas A&M	10	Texas A&M	10
Slugging Percentage (295 ranked)	54	7	0.498	Austin Peay	0.661	Tennessee	0.600
Stolen Bases (295 ranked)	17	1	109	VMI	178	Kentucky	109
Stolen Bases Per Game (295 ranked)	19	1	2.02	VMI	3.18	Kentucky	2.02
Strikeout-to-Walk Ratio (295 ranked)	78	14	2.08	Arizona	3.56	Tennessee	3.38
Strikeouts Per Nine Innings (295 ranked)	75	12	9.0	Arkansas	12.1	Arkansas	12.1
Triple Plays (1 ranked)			8 teams tied		1	Tennessee	1
Triples (295 ranked)	145	6	10	Wofford	33	Texas A&M	15
Triples Per Game (295 ranked)	159	6	0.19	Northern Ky.	0.56	Texas A&M	0.26
WHIP (295 ranked)	27	7	1.40	Arkansas	1.21	Arkansas	1.21
WL Pct (295 ranked)	15	4	0.741	Tennessee	0.820	Tennessee	0.820
Walks Allowed Per Nine Innings (295 ranked)	92	10	4.33	Arizona	2.50	Tennessee	2.97



2024 Kentucky Baseball Overall Statistics for Kentucky (as of May 24, 2024) (All games Sorted by Batting avg)



Record: 40-14 Home: 21-6 Away: 16-5 Neutral: 3-3 Conference: 22-8

Player	avg	gp-gs	ab	r	h	2b	3b	hr	rbi	tb	slg%	bb	hp	so	gdp	ob%	sf	sh	sb-att	po	a	e	fld%	
9 Nick Lopez	.369	51-50	195	54	72	20	2	6	49	114	.585	22	3	23	5	.431	5	0	3-5	35	7	4	.913	
21 Ryan Waldschmidt	.357	51-47	185	62	66	16	0	13	42	121	.654	33	16	37	1	.487	2	0	23-30	81	0	3	.964	
4 Emilien Pitre	.308	54-54	208	51	64	17	1	8	50	107	.514	41	5	34	7	.426	4	0	24-31	90	133	2	.991	
2 Mitchell Daly	.294	48-47	160	37	47	11	1	6	41	78	.488	32	11	36	5	.437	3	7	8-12	30	79	2	.982	
25 Ryan Nicholson	.291	51-47	175	40	51	9	0	18	54	114	.651	25	7	49	2	.399	1	3	3-3	368	18	7	.982	
19 Nolan McCarthy	.282	50-48	174	37	49	9	1	7	36	81	.466	14	10	41	3	.367	1	4	7-10	113	1	0	1.000	
12 Grant Smith	.257	44-42	144	29	37	3	0	5	33	55	.382	13	9	39	2	.353	1	7	5-7	64	109	3	.983	
7 Devin Burkes	.254	52-51	177	46	45	13	1	3	34	69	.390	26	16	39	1	.388	5	6	17-19	427	24	2	.996	
13 James McCoy	.213	44-37	122	30	26	2	1	5	22	45	.369	21	8	44	2	.359	2	1	7-7	68	2	1	.986	

1 Patrick Herrera	.309	25-19	55	15	17	4	1	0	16	23	.418	15	10	19	0	.519	1	3	1-3	23	7	0	1.000	
54 Eli Small	.300	11-1	10	3	3	1	0	1	3	7	.700	3	2	4	0	.500	1	0	0-0	3	0	0	1.000	
8 Ty Crittenberger	.250	20-7	24	8	6	1	0	2	3	13	.542	4	0	9	0	.357	0	2	7-7	13	0	1	.929	
34 Lukas Schramm	.238	9-6	21	5	5	1	1	1	5	11	.524	2	0	10	1	.304	0	1	1-1	10	1	1	.917	
52 Austin Fawley	.235	9-4	17	3	4	1	0	2	5	11	.647	1	0	6	1	.278	0	1	0-0	40	0	0	1.000	
42 Griffin Cameron	.190	9-8	21	5	4	0	0	0	4	4	.190	6	1	8	0	.379	1	1	2-2	15	1	0	1.000	
6 Reuben Church	.182	21-9	33	6	6	3	0	0	5	9	.273	4	6	14	0	.372	0	0	0-0	11	6	1	.944	
47 Kyuss Gargett	.150	11-5	20	5	3	1	1	1	1	9	.450	2	0	6	1	.227	0	2	0-0	5	18	1	.958	
17 Ethan Hindle	.083	7-4	12	1	1	1	0	0	3	2	.167	2	2	4	1	.313	0	0	1-1	1	2	1	.750	
Totals	.289	54	1753	437	506	113	10	78	406	873	.498	266	106	422	32	.408	27	38	109-138	1414	454	39	.980	
Opponents	.242	54	1784	301	432	77	5	66	283	717	.402	227	76	472	34	.349	20	17	28-38	1364	498	67	.965	

LOB - Team (390), Opp (409). DPs turned - Team (36), Opp (39). CI - Team (0), Opp (1). IBB - Team (4), R. Nicholson 2, N. Lopez 1, E. Pitre 1, Opp (13). Picked off - E. Pitre 2, R. Nicholson 2, D. Burkes 1, M. Daly 1, Waldschmidt 1, G. Smith 1, J. McCoy 1.

(All games Sorted by Earned run avg)

Player	era	w-l	app	gs	cg	sho	sv	ip	h	r	er	bb	so	2b	3b	hr	b/avg	wp	hp	bk	sfa	sha		
51 Trey Pooser	4.02	5-1	16	10	0	0/0	2	69.1	55	33	31	27	64	14	0	9	.214	7	6	0	0	3		
20 Mason Moore	5.40	8-3	15	15	0	0/0	0	78.1	70	51	47	42	70	13	1	9	.246	3	12	1	5	6		
22 Dominic Niman	5.94	8-4	15	14	1	1/1	0	66.2	75	49	44	22	62	14	1	9	.276	3	10	0	2	1		

13 James McCoy	0.00	0-0	6	0	0	0/1	1	4.0	4	1	0	1	4	2	0	0	.250	0	1	0	0	0		
50 Evan Hart	0.00	0-0	2	0	0	0/1	0	0.2	1	0	0	1	1	0	0	0	.333	0	2	0	0	0		
24 Ryan Hagenow	2.20	2-0	11	0	0	0/1	2	16.1	12	4	4	7	13	1	0	1	.197	2	5	0	0	0		
29 Robert Hogan	3.03	1-0	20	0	0	0/1	0	32.2	18	14	11	14	31	0	0	5	.159	3	4	0	0	0		
49 Johnny Hummel	3.54	3-0	21	0	0	0/2	6	28.0	16	11	11	10	37	1	1	8	.160	7	1	0	0	0		
41 Evan Byers	4.30	3-1	20	0	0	0/0	0	23.0	23	13	11	11	23	2	0	4	.264	1	3	0	3	1		
10 Cameron O'Brien	4.91	1-0	30	0	0	0/1	0	25.2	22	16	14	10	31	6	0	5	.234	7	3	0	1	0		
48 Ben Cleaver	5.06	2-0	5	0	0	0/0	1	5.1	4	3	3	3	9	2	0	0	.211	2	1	0	0	0		
28 Hayden Smith	5.40	0-0	4	0	0	0/2	0	3.1	4	4	2	2	0	1	0	0	.286	0	0	0	1	0		
43 Jackson Nove	6.00	1-0	24	0	0	0/0	2	27.0	24	18	18	20	37	3	0	2	.242	2	7	1	4	1		
33 Travis Smith	6.38	3-4	12	6	0	0/0	0	36.2	38	28	26	22	31	6	1	6	.268	3	5	0	2	1		
26 Drew Lafferty	6.86	1-1	8	8	0	0/2	0	21.0	23	16	16	9	17	5	0	2	.280	0	2	0	0	3		
39 Cooper Robinson	7.24	2-0	13	1	0	0/0	0	13.2	18	12	11	11	19	2	1	3	.321	2	3	0	1	0		
11 Colby Frieda	7.71	0-0	12	0	0	0/0	0	11.2	13	11	10	10	17	2	0	2	.271	3	5	0	1	0		
40 Zach Hise	12.46	0-0	6	0	0	0/1	0	4.1	4	7	6	3	3	0	0	0	.235	1	4	0	0	1		
0 Jake Titus	20.25	0-0	3	0	0	0/1	0	2.2	6	7	6	1	2	2	0	1	.429	0	1	0	0	0		
36 Carson Aplegate	27.00	0-0	2	0	0	0/0	0	1.0	2	3	3	1	1	1	0	0	.400	0	1	0	0	0		
Totals	5.23	40-14	54	54	1	4/3	14	471.1	432	301	274	227	472	77	5	66	.242	46	76	2	20	17		
Opponents	7.36	14-40	54	54	0	2/2	6	454.2	506	437	372	266	422	113	10	78	.289	43	106	8	27	38		

PB - Team (9), D. Burkes 9, Opp (10). Pickoffs - Team (1), B. Cleaver 1, Opp (9). SBA/ATT - D. Burkes (23-32), T. Smith (7-8), A. Fawley (5-5), C. O'Brien (2-5), M. Moore (1-4), D. Niman (4-4), C. Robinson (3-3), J. Nove (2-3), T. Pooser (2-3).

2024 Kentucky Baseball Individual Game-by-Game for Kentucky (as of May 24, 2024)

#52 Austin Fawley - 9 games (All games)

Date	Opponent	Pos	AB	R	H	RBI	2B	3B	HR	BB	SB	CS	HBP	SAC	SF	GDP	K	PO	A	E	Avg
Feb 20	MOREHEAD STATE	*c	2	0	0	0	0	0	0	0	0	0	0	0	0	0	0	6	0	0	.000
Feb 27	WESTERN KENTUCKY	*c	4	1	1	1	0	0	1	0	0	0	0	0	0	0	2	8	0	0	.167
Mar 05	EASTERN KENTUCKY	*c	3	1	1	1	0	0	1	1	0	0	0	0	0	0	0	6	0	0	.222
Mar 09	KENNESAW STATE	c	1	0	0	0	0	0	0	0	0	0	0	0	0	0	1	1	0	0	.200
Mar 19	EVANSVILLE	c	0	0	0	0	0	0	0	0	0	0	0	0	0	0	0	4	0	0	.200
Mar 26	MIAMI UNIVERSITY	*c	2	0	1	1	0	0	0	0	0	0	0	1	0	1	0	6	0	0	.250
Mar 31	at Ole Miss	c	0	0	0	0	0	0	0	0	0	0	0	0	0	0	0	1	0	0	.250
Apr 16	at Louisville	c	5	1	1	2	1	0	0	0	0	0	0	0	0	0	3	5	0	0	.235
Apr 20	TENNESSEE	c	0	0	0	0	0	0	0	0	0	0	0	0	0	0	0	3	0	0	.235
Totals		4gs	17	3	4	5	1	0	2	1	0	0	0	1	0	1	6	40	0	0	.235

On base pct. .278 • Slugging pct. .647

#48 Ben Cleaver - 1 game (All games)

Date	Opponent	Pos	AB	R	H	RBI	2B	3B	HR	BB	SB	CS	HBP	SAC	SF	GDP	K	PO	A	E	Avg
May 24	vs South Carolina	p	0	0	0	0	0	0	0	0	0	0	0	0	0	0	0	0	1	0	.000
Totals		0gs	0	0	0	0	0	0	0	0	0	0	0	0	0	0	0	0	1	0	.000

On base pct. .000 • Slugging pct. .000

#48 Ben Cleaver - 5 appearances (All games)

Date	Opponent	GS	IP	H	R	ER	BB	SO	2B	3B	HR	WP	BK	HBP	IBB	Score	W-L	Sv	ERA	NP
Mar 12	MURRAY STATE		1.0	0	0	0	1	2	0	0	0	0	0	0	0	10-6	1-0	0	0.00	21
Mar 19	EVANSVILLE		1.0	1	0	0	0	1	0	0	0	1	0	1	0	11-3	2-0	0	0.00	16
May 12	at Florida		0.1	0	0	0	0	1	0	0	0	0	0	0	0	7-5	2-0	1	0.00	5
May 17	VANDERBILT		1.0	3	3	3	1	2	2	0	0	1	0	0	0	17-7	2-0	1	8.10	25
May 24	vs South Carolina		2.0	0	0	0	1	3	0	0	0	0	0	0	0	5-6	2-0	1	5.06	31
Totals		0	5.1	4	3	3	3	9	2	0	0	2	0	1	0	50-27	2-0	1	5.06	-

#36 Carson Applegate - 2 appearances (All games)

Date	Opponent	GS	IP	H	R	ER	BB	SO	2B	3B	HR	WP	BK	HBP	IBB	Score	W-L	Sv	ERA	NP
Mar 09	KENNESAW STATE		1.0	0	0	0	1	1	0	0	0	0	0	0	0	2-10	0-0	0	0.00	18
Apr 16	at Louisville		0.0	2	3	3	0	0	1	0	0	0	0	1	0	17-13	0-0	0	27.00	11
Totals		0	1.0	2	3	3	1	1	1	0	0	0	0	1	0	19-23	0-0	0	27.00	-

#11 Colby Frieda - 3 games (All games)

Date	Opponent	Pos	AB	R	H	RBI	2B	3B	HR	BB	SB	CS	HBP	SAC	SF	GDP	K	PO	A	E	Avg
Mar 08	KENNESAW STATE	p	0	0	0	0	0	0	0	0	0	0	0	0	0	0	0	0	0	1	.000
Apr 20	TENNESSEE	p	0	0	0	0	0	0	0	0	0	0	0	0	0	0	0	0	1	0	.000
May 03	ARKANSAS	p	0	0	0	0	0	0	0	0	0	0	0	0	0	0	0	0	1	0	.000
Totals		0gs	0	0	0	0	0	0	0	0	0	0	0	0	0	0	0	0	2	1	.000

On base pct. .000 • Slugging pct. .000

2024 Kentucky Baseball Individual Game-by-Game for Kentucky (as of May 24, 2024)

#11 Colby Frieda - 12 appearances (All games)

Date	Opponent	GS	IP	H	R	ER	BB	SO	2B	3B	HR	WP	BK	HBP	IBB	Score	W-L	Sv	ERA	NP
Feb 18	at USC Upstate		0.1	0	0	0	0	1	0	0	0	0	0	1	0	9-3	0-0	0	0.00	12
Feb 24	vs TEXAS STATE		1.0	1	1	0	1	1	0	0	0	1	0	0	0	11-5	0-0	0	0.00	27
Mar 03	LIPSCOMB		2.0	2	0	0	0	4	0	0	0	0	0	0	0	9-1	0-0	0	0.00	36
Mar 08	KENNESAW STATE		0.2	1	3	3	1	0	0	0	1	0	0	1	0	1-13	0-0	0	6.75	25
Mar 15	GEORGIA		0.1	1	2	2	1	0	1	0	0	0	0	2	0	16-10	0-0	0	10.38	19
Mar 26	MIAMI UNIVERSITY		1.0	0	0	0	0	2	0	0	0	0	0	0	0	9-5	0-0	0	8.44	9
Apr 09	at Samford		1.0	0	0	0	0	3	0	0	0	0	0	0	0	7-9	0-0	0	7.11	17
Apr 16	at Louisville		0.1	4	3	3	1	0	1	0	0	1	0	0	0	17-13	0-0	0	10.80	20
Apr 20	TENNESSEE		1.2	1	0	0	0	2	0	0	0	0	0	0	0	4-9	0-0	0	8.64	24
Apr 28	at South Carolina		0.2	0	1	1	3	1	0	0	0	0	0	1	0	0-10	0-0	0	9.00	23
May 03	ARKANSAS		2.0	2	0	0	1	2	0	0	0	0	0	0	0	3-10	0-0	0	7.36	45
May 11	at Florida		0.2	1	1	1	2	1	0	0	1	1	0	0	0	1-10	0-0	0	7.71	25
Totals		0	11.2	13	11	10	10	17	2	0	2	3	0	5	0	87-98	0-0	0	7.71	-

#10 Cameron O'Brien - 3 games (All games)

Date	Opponent	Pos	AB	R	H	RBI	2B	3B	HR	BB	SB	CS	HBP	SAC	SF	GDP	K	PO	A	E	Avg
Mar 09	KENNESAW STATE	p	0	0	0	0	0	0	0	0	0	0	0	0	0	0	0	0	1	0	.000
Apr 11	at Auburn	p	0	0	0	0	0	0	0	0	0	0	0	0	0	0	0	0	1	0	.000
Apr 16	at Louisville	p	0	0	0	0	0	0	0	0	0	0	0	0	0	0	0	0	1	0	.000
Totals		Ogs	0	0	0	0	0	0	0	0	0	0	0	0	0	0	0	0	3	0	.000

On base pct. .000 • Slugging pct. .000

#10 Cameron O'Brien - 30 appearances (All games)

Date	Opponent	GS	IP	H	R	ER	BB	SO	2B	3B	HR	WP	BK	HBP	IBB	Score	W-L	Sv	ERA	NP
Feb 18	at USC Upstate		0.2	0	0	0	0	0	0	0	0	0	0	0	0	9-3	0-0	0	0.00	7
Feb 20	MOREHEAD STATE		1.2	2	1	1	0	3	1	0	0	0	0	0	0	9-5	0-0	0	3.86	30
Feb 25	vs KANSAS		0.2	0	0	0	0	1	0	0	0	0	0	0	0	8-5	0-0	0	3.00	9
Feb 27	WESTERN KENTUCK		1.0	0	0	0	0	2	0	0	0	1	0	0	0	5-0	1-0	0	2.25	21
Mar 01	LIPSCOMB		0.1	0	0	0	0	0	0	0	0	0	0	0	0	7-4	1-0	0	2.08	2
Mar 03	LIPSCOMB		0.2	0	0	0	0	0	0	0	0	0	0	0	0	9-1	1-0	0	1.80	10
Mar 09	KENNESAW STATE		1.0	0	0	0	0	1	0	0	0	0	0	1	0	2-10	1-0	0	1.50	17
Mar 12	MURRAY STATE		0.2	1	1	1	0	0	0	0	1	0	0	0	0	10-6	1-0	0	2.70	6
Mar 15	GEORGIA		0.2	0	0	0	0	1	0	0	0	0	0	0	0	16-10	1-0	0	2.45	10
Mar 19	EVANSVILLE		0.2	2	2	2	0	0	1	0	1	0	0	0	0	11-3	1-0	0	4.50	10
Mar 24	at Missouri		0.2	1	0	0	0	2	0	0	0	1	0	0	0	7-6	1-0	0	4.15	12
Mar 26	MIAMI UNIVERSITY		1.0	1	0	0	1	1	0	0	0	0	0	0	0	9-5	1-0	0	3.72	13
Mar 30	at Ole Miss		1.2	1	1	0	0	1	0	0	0	1	0	0	0	17-9	1-0	0	3.18	23
Mar 31	at Ole Miss		1.0	0	0	0	0	0	0	0	0	0	0	0	0	15-1	1-0	0	2.92	18
Apr 09	at Samford		0.1	0	0	0	1	1	0	0	0	2	0	0	0	7-9	1-0	0	2.84	10
Apr 11	at Auburn		1.0	1	0	0	0	1	0	0	0	0	0	0	0	6-5	1-0	0	2.63	11
Apr 12	at Auburn		0.0	0	0	0	1	0	0	0	0	0	0	0	0	9-1	1-0	0	2.63	7
Apr 16	at Louisville		1.2	1	0	0	0	0	0	0	0	0	0	1	0	17-13	1-0	0	2.35	27
Apr 20	TENNESSEE		1.0	0	0	0	1	1	0	0	0	0	0	0	0	4-9	1-0	0	2.20	22
Apr 21	TENNESSEE		0.0	0	0	0	1	0	0	0	0	0	0	0	0	11-13	1-0	0	2.20	5
Apr 26	at South Carolina		1.0	0	1	1	2	3	0	0	0	0	0	0	0	5-6	1-0	0	2.60	25
Apr 27	at South Carolina		2.1	2	2	1	0	6	1	0	0	0	0	0	0	15-13	1-0	0	2.75	36
May 03	ARKANSAS		0.1	1	1	1	0	0	1	0	0	0	0	0	0	3-10	1-0	0	3.15	8
May 05	ARKANSAS		1.1	1	1	1	0	1	0	0	1	0	0	0	0	7-4	1-0	0	3.38	17
May 10	at Florida		0.0	2	2	2	0	0	1	0	0	0	0	0	0	12-11	1-0	0	4.22	6
May 11	at Florida		1.1	2	0	0	0	2	0	0	0	1	0	1	0	1-10	1-0	0	3.97	25
May 16	VANDERBILT		1.0	0	0	0	0	2	0	0	0	0	0	0	0	10-5	1-0	0	3.80	12
May 18	VANDERBILT		0.0	1	1	1	0	0	0	0	0	0	0	0	0	4-12	1-0	0	4.18	3
May 22	vs LSU		0.2	2	3	3	1	0	0	0	2	1	0	0	1	0-11	1-0	0	5.18	21
May 24	vs South Carolina		1.1	1	0	0	2	2	1	0	0	0	0	0	0	5-6	1-0	0	4.91	40
Totals		0	25.2	22	16	14	10	31	6	0	5	7	0	3	1	250-206	1-0	0	4.91	-

2024 Kentucky Baseball Individual Game-by-Game for Kentucky (as of May 24, 2024)

#39 Cooper Robinson - 1 game (All games)

Date	Opponent	Pos	AB	R	H	RBI	2B	3B	HR	BB	SB	CS	HBP	SAC	SF	GDP	K	PO	A	E	Avg
Mar 19	EVANSVILLE	p	0	0	0	0	0	0	0	0	0	0	0	0	0	0	0	1	0	0	.000
Totals		Ogs	0	0	0	0	0	0	0	0	0	0	0	0	0	0	0	1	0	0	.000

On base pct. .000 • Slugging pct. .000

#39 Cooper Robinson - 13 appearances (All games)

Date	Opponent	GS	IP	H	R	ER	BB	SO	2B	3B	HR	WP	BK	HBP	IBB	Score	W-L	Sv	ERA	NP
Feb 18	at USC Upstate		1.1	3	1	1	1	0	0	0	1	0	0	0	0	9-3	0-0	0	6.75	24
Feb 25	vs KANSAS		1.0	4	3	3	1	0	1	0	1	0	0	0	0	8-5	0-0	0	15.43	25
Mar 02	at Eastern Kentucky	*	2.0	2	1	0	1	4	1	0	0	0	0	0	0	5-2	0-0	0	8.31	38
Mar 12	MURRAY STATE		1.0	0	0	0	0	2	0	0	0	0	0	0	0	10-6	0-0	0	6.75	11
Mar 19	EVANSVILLE		1.0	1	0	0	0	2	0	1	0	0	0	0	0	11-3	0-0	0	5.68	10
Mar 24	at Missouri		0.2	2	1	1	1	1	0	0	0	0	0	0	0	7-6	0-0	0	6.43	22
Mar 26	MIAMI UNIVERSITY		1.0	0	0	0	0	1	0	0	0	0	0	0	0	9-5	0-0	0	5.62	8
Apr 09	at Samford		1.0	1	0	0	0	1	0	0	0	0	0	0	0	7-9	0-0	0	5.00	14
Apr 13	at Auburn		0.1	0	0	0	2	1	0	0	0	1	0	1	0	13-8	0-0	0	4.82	25
Apr 16	at Louisville		1.0	2	2	2	1	1	0	0	0	0	0	0	0	17-13	1-0	0	6.10	37
Apr 27	at South Carolina		2.0	1	0	0	1	3	0	0	0	0	0	1	0	15-13	2-0	0	5.11	33
May 03	ARKANSAS		0.1	1	2	2	3	1	0	0	0	1	0	0	0	3-10	2-0	0	6.39	15
May 18	VANDERBILT		1.0	1	2	2	0	2	0	0	1	0	0	1	0	4-12	2-0	0	7.24	18
Totals		1	13.2	18	12	11	11	19	2	1	3	2	0	3	0	118-95	2-0	0	7.24	-

#8 Ty Crittenberger - 20 games (All games)

Date	Opponent	Pos	AB	R	H	RBI	2B	3B	HR	BB	SB	CS	HBP	SAC	SF	GDP	K	PO	A	E	Avg
Feb 18	at USC Upstate	*of	4	2	3	2	0	0	1	0	2	0	0	0	0	0	0	2	0	0	.750
Feb 20	MOREHEAD STATE	*of	2	1	0	0	0	0	0	2	0	0	0	0	0	0	0	1	0	0	.500
Feb 23	vs WASHINGTON STA	*of	2	0	0	0	0	0	0	1	0	0	0	1	0	0	1	1	0	1	.375
Mar 01	LIPSCOMB	pr/of	1	0	0	0	0	0	0	0	2	0	0	0	0	0	1	0	0	0	.333
Mar 03	LIPSCOMB	pr/of	0	0	0	0	0	0	0	0	0	0	0	0	0	0	0	0	0	0	.333
Mar 06	at Eastern Kentucky	ph	1	0	0	0	0	0	0	0	0	0	0	0	0	0	1	0	0	0	.300
Mar 08	KENNESAW STATE	*of	3	0	1	0	0	0	0	0	0	0	0	0	0	0	0	3	0	0	.308
Mar 09	KENNESAW STATE	*of	2	0	0	0	0	0	1	0	0	0	0	0	0	0	2	1	0	0	.267
Mar 12	MURRAY STATE	*of	4	0	1	0	1	0	0	0	0	0	0	0	0	0	2	1	0	0	.263
Mar 15	GEORGIA	pr	0	1	0	0	0	0	0	0	1	0	0	0	0	0	0	0	0	0	.263
Mar 19	EVANSVILLE	pr	0	0	0	0	0	0	0	0	0	0	0	0	0	0	0	0	0	0	.263
Mar 22	at Missouri	pr	0	0	0	0	0	0	0	0	1	0	0	0	0	0	0	0	0	0	.263
Mar 23	at Missouri	*of	2	0	0	0	0	0	0	0	0	0	0	1	0	0	1	2	0	0	.238
Mar 24	at Missouri	of	1	0	0	0	0	0	0	0	0	0	0	0	0	0	0	0	0	0	.227
Mar 26	MIAMI UNIVERSITY	pr/of	1	2	1	1	0	0	1	0	0	0	0	0	0	0	0	0	0	0	.261
Apr 07	ALABAMA	ph/of	1	0	0	0	0	0	0	0	0	0	0	0	0	0	1	0	0	0	.250
Apr 16	at Louisville	of	0	0	0	0	0	0	0	0	0	0	0	0	0	0	0	1	0	0	.250
Apr 26	at South Carolina	of	0	0	0	0	0	0	0	0	0	0	0	0	0	0	0	0	0	0	.250
May 10	at Florida	pr/of	0	1	0	0	0	0	0	0	1	0	0	0	0	0	0	1	0	0	.250
May 12	at Florida	pr/of	0	1	0	0	0	0	0	0	0	0	0	0	0	0	0	0	0	0	.250
Totals		7gs	24	8	6	3	1	0	2	4	7	0	0	2	0	0	9	13	0	1	.250

On base pct. .357 • Slugging pct. .542

2024 Kentucky Baseball Individual Game-by-Game for Kentucky (as of May 24, 2024)

#7 Devin Burkes - 52 games (All games)

Date	Opponent	Pos	AB	R	H	RBI	2B	3B	HR	BB	SB	CS	HBP	SAC	SF	GDP	K	PO	A	E	Avg
Feb 16	at USC Upstate	*c	5	2	2	2	0	0	1	0	0	0	0	0	0	0	0	7	0	0	.400
Feb 17	at USC Upstate	*c	4	0	0	0	0	0	0	0	2	0	0	0	0	0	0	9	1	0	.222
Feb 18	at USC Upstate	*c	5	1	1	0	0	0	0	1	0	0	0	0	0	0	1	6	0	0	.214
Feb 20	MOREHEAD STATE	*dh/c	3	0	0	0	0	0	0	1	0	0	1	0	0	0	0	2	0	0	.176
Feb 23	vs WASHINGTON STA	*c	2	2	0	0	0	0	0	0	0	0	3	0	0	0	1	10	0	1	.158
Feb 24	vs TEXAS STATE	*c	2	4	1	1	0	0	0	2	2	0	1	0	0	0	1	7	0	0	.190
Feb 25	vs KANSAS	*c	4	1	1	1	0	0	0	1	0	0	0	0	0	0	1	9	0	0	.200
Mar 01	LIPSCOMB	*c	4	2	3	3	0	0	0	1	2	0	0	0	0	0	0	13	1	0	.276
Mar 02	LIPSCOMB	*c	2	1	1	1	0	0	0	2	0	0	0	0	0	0	1	5	0	0	.290
Mar 03	LIPSCOMB	*c	4	0	0	0	0	0	0	0	0	0	1	0	0	0	2	13	2	0	.257
Mar 06	at Eastern Kentucky	*c	4	1	1	0	0	0	0	0	0	0	1	0	0	0	2	14	0	0	.256
Mar 08	KENNESAW STATE	*c	4	0	0	0	0	0	0	0	0	0	0	0	0	0	0	7	1	0	.233
Mar 09	KENNESAW STATE	*c	2	1	1	0	0	0	0	0	0	0	0	0	0	0	0	4	0	0	.244
Mar 10	KENNESAW STATE	*c	3	1	2	0	1	0	0	0	1	0	1	0	0	0	0	7	2	0	.271
Mar 12	MURRAY STATE	*c	3	1	1	2	0	0	0	1	1	0	0	0	1	0	0	10	0	0	.275
Mar 15	GEORGIA	*c	3	1	0	1	0	0	0	1	0	0	0	1	0	0	1	6	1	0	.259
Mar 16	GEORGIA	*c	4	1	1	1	0	0	0	1	1	0	0	0	0	0	1	8	0	0	.259
Mar 17	GEORGIA	*c	3	1	1	0	1	0	0	0	0	0	1	0	0	0	0	7	0	0	.262
Mar 19	EVANSVILLE	*c	2	1	0	0	0	0	0	2	0	0	0	0	0	0	1	6	0	0	.254
Mar 22	at Missouri	*c	6	1	1	1	0	0	0	0	0	0	0	0	0	0	1	14	0	0	.246
Mar 23	at Missouri	*c	4	0	1	0	0	0	0	0	0	0	0	0	0	0	2	10	0	0	.247
Mar 24	at Missouri	*c	3	1	1	1	1	0	0	1	0	0	0	0	0	0	0	14	0	0	.250
Mar 26	MIAMI UNIVERSITY	ph/c	2	1	1	0	1	0	0	0	0	0	0	0	0	0	0	3	0	0	.256
Mar 29	at Ole Miss	*c	3	0	0	0	0	0	0	0	0	0	0	1	0	0	2	7	0	0	.247
Mar 30	at Ole Miss	*c	4	2	2	0	1	0	0	2	1	1	0	0	0	0	0	6	0	0	.259
Mar 31	at Ole Miss	*c	3	1	0	2	0	0	0	1	0	0	0	0	1	0	0	2	0	0	.250
Apr 05	ALABAMA	*c	4	0	1	2	0	0	0	0	0	0	0	0	0	0	2	4	1	0	.250
Apr 06	ALABAMA	*c	3	0	0	1	0	0	0	0	0	0	0	0	1	0	2	7	0	0	.242
Apr 07	ALABAMA	*c	5	0	0	0	0	0	0	0	0	0	0	0	0	0	0	8	1	0	.230
Apr 09	at Samford	*c	5	1	1	1	0	0	1	0	1	0	0	0	0	0	1	14	1	0	.229
Apr 11	at Auburn	*c	5	2	2	0	1	0	0	1	0	0	0	0	0	0	1	10	1	0	.236
Apr 12	at Auburn	*c	4	0	1	0	1	0	0	0	1	1	1	0	0	0	0	9	0	0	.237
Apr 13	at Auburn	*c	4	1	1	3	1	0	0	1	0	0	0	1	0	0	2	9	0	0	.237
Apr 16	at Louisville	*c	1	0	0	0	0	0	0	0	0	0	0	0	0	0	0	0	0	0	.235
Apr 19	TENNESSEE	*c	3	1	0	0	0	0	0	1	0	0	0	0	0	0	2	7	1	0	.230
Apr 20	TENNESSEE	*c	3	0	1	0	0	0	0	0	0	0	0	0	0	0	0	9	0	0	.232
Apr 21	TENNESSEE	*c	3	3	1	1	0	0	1	1	0	0	1	0	0	0	0	5	0	0	.234
Apr 26	at South Carolina	*c	3	0	0	0	0	0	0	1	0	0	0	0	0	0	0	15	1	0	.229
Apr 27	at South Carolina	*c	3	2	1	1	1	0	0	1	0	0	1	0	0	0	0	14	0	0	.231
Apr 28	at South Carolina	*c	1	0	0	0	0	0	0	0	0	0	1	0	0	0	0	6	0	1	.230
May 03	ARKANSAS	*c	3	1	2	1	0	0	0	1	1	0	0	0	0	0	1	8	2	0	.239
May 04	ARKANSAS	*c	4	0	2	2	1	0	0	0	0	0	0	1	0	0	2	8	1	0	.246
May 05	ARKANSAS	*c	1	1	0	1	0	0	0	2	0	0	0	0	1	0	0	10	1	0	.245
May 10	at Florida	*c	3	3	0	0	0	0	0	1	0	0	2	0	0	0	0	8	1	0	.240
May 11	at Florida	*c	4	0	2	1	1	0	0	0	0	0	0	0	0	0	2	9	1	0	.247
May 12	at Florida	*c	4	1	1	0	1	0	0	1	0	0	0	0	0	0	0	8	1	0	.247
May 16	VANDERBILT	*c	5	1	2	1	1	0	0	0	0	0	0	0	0	0	0	9	1	0	.252
May 17	VANDERBILT	*c	4	0	1	2	0	0	0	0	0	0	0	0	1	0	1	13	0	0	.252
May 18	VANDERBILT	*c	4	1	2	0	0	0	0	0	0	0	0	1	0	0	0	9	1	0	.257
May 22	vs LSU	*c	4	0	0	0	0	0	0	0	0	0	0	0	0	0	3	9	0	0	.251
May 23	vs Arkansas	*c	2	1	2	1	0	1	0	0	2	0	1	1	0	0	0	5	0	0	.260
May 24	vs South Carolina	*c	4	0	0	0	0	0	0	0	0	0	0	0	0	1	2	8	1	0	.254
Totals		51gs	177	46	45	34	13	1	3	26	17	2	16	6	5	1	39	427	24	2	.254

On base pct. .388 • Slugging pct. .390

#26 Drew Lafferty - 4 games (All games)

Date	Opponent	Pos	AB	R	H	RBI	2B	3B	HR	BB	SB	CS	HBP	SAC	SF	GDP	K	PO	A	E	Avg
Feb 27	WESTERN KENTUCK	*p	0	0	0	0	0	0	0	0	0	0	0	0	0	0	0	0	2	0	.000
Mar 05	EASTERN KENTUCKY	*p	0	0	0	0	0	0	0	0	0	0	0	0	0	0	0	1	1	0	.000
Mar 12	MURRAY STATE	*p	0	0	0	0	0	0	0	0	0	0	0	0	0	0	0	1	0	0	.000
Mar 19	EVANSVILLE	*p	0	0	0	0	0	0	0	0	0	0	0	0	0	0	0	0	3	0	.000
Totals		4gs	0	0	0	0	0	0	0	0	0	0	0	0	0	0	0	2	6	0	.000

On base pct. .000 • Slugging pct. .000

2024 Kentucky Baseball Individual Game-by-Game for Kentucky (as of May 24, 2024)

#26 Drew Lafferty - 8 appearances (All games)

Date	Opponent	GS	IP	H	R	ER	BB	SO	2B	3B	HR	WP	BK	HBP	IBB	Score	W-L	Sv	ERA	NP
Feb 20	MOREHEAD STATE	*	2.0	0	0	0	0	2	0	0	0	0	0	1	0	9-5	0-0	0	0.00	31
Feb 27	WESTERN KENTUCKY	*	3.0	0	0	0	4	0	0	0	0	0	0	0	0	5-0	0-0	0	0.00	48
Mar 05	EASTERN KENTUCKY	*	5.0	2	0	0	0	5	1	0	0	0	0	0	0	10-0	1-0	0	0.00	55
Mar 12	MURRAY STATE	*	2.1	5	5	5	1	2	1	0	0	0	0	0	0	10-6	1-0	0	3.65	51
Mar 19	EVANSVILLE	*	4.1	4	1	1	1	4	0	0	0	0	0	1	0	11-3	1-0	0	3.24	70
Mar 26	MIAMI UNIVERSITY	*	1.0	0	0	0	0	1	0	0	0	0	0	0	0	9-5	1-0	0	3.06	12
Apr 09	at Samford	*	0.2	4	5	5	2	1	1	0	0	0	0	0	0	7-9	1-1	0	5.40	27
Apr 16	at Louisville	*	2.2	8	5	5	1	2	2	0	2	0	0	0	0	17-13	1-1	0	6.86	48
Totals		8	21.0	23	16	16	9	17	5	0	2	0	0	2	0	78-41	1-1	0	6.86	-

#22 Dominic Niman - 7 games (All games)

Date	Opponent	Pos	AB	R	H	RBI	2B	3B	HR	BB	SB	CS	HBP	SAC	SF	GDP	K	PO	A	E	Avg
Feb 17	at USC Upstate	*p	0	0	0	0	0	0	0	0	0	0	0	0	0	0	0	0	0	1	.000
Feb 24	vs TEXAS STATE	*p	0	0	0	0	0	0	0	0	0	0	0	0	0	0	0	0	1	0	.000
Mar 09	KENNESAW STATE	*p	0	0	0	0	0	0	0	0	0	0	0	0	0	0	0	0	1	0	.000
Mar 16	GEORGIA	*p	0	0	0	0	0	0	0	0	0	0	0	0	0	0	0	0	2	0	.000
Mar 23	at Missouri	*p	0	0	0	0	0	0	0	0	0	0	0	0	0	0	0	0	2	0	.000
Apr 12	at Auburn	*p	0	0	0	0	0	0	0	0	0	0	0	0	0	0	0	1	1	0	.000
May 11	at Florida	*p	0	0	0	0	0	0	0	0	0	0	0	0	0	0	0	1	1	0	.000
Totals		7gs	0	0	0	0	0	0	0	0	0	0	0	0	0	0	0	2	8	1	.000

On base pct. .000 • Slugging pct. .000

#22 Dominic Niman - 15 appearances (All games)

Date	Opponent	GS	IP	H	R	ER	BB	SO	2B	3B	HR	WP	BK	HBP	IBB	Score	W-L	Sv	ERA	NP
Feb 17	at USC Upstate	*	5.0	4	0	0	1	6	0	0	0	0	0	1	0	3-0	1-0	0	0.00	77
Feb 24	vs TEXAS STATE	*	5.0	6	4	4	2	4	1	0	1	0	0	0	0	11-5	2-0	0	3.60	89
Mar 02	LIPSCOMB	*	6.0	4	1	1	1	5	0	0	0	0	0	1	0	16-1	3-0	0	2.81	70
Mar 09	KENNESAW STATE	*	3.0	7	6	5	2	2	1	0	0	0	0	0	0	2-10	3-1	0	4.74	67
Mar 16	GEORGIA	*	6.2	3	3	0	4	5	1	0	0	0	0	2	0	9-3	4-1	0	3.51	113
Mar 23	at Missouri	*	7.0	5	2	2	0	9	1	1	0	0	0	0	0	1-2	4-2	0	3.31	83
Mar 30	at Ole Miss	*	6.0	8	7	7	1	5	1	0	1	0	0	0	0	17-9	5-2	0	4.42	105
Apr 06	ALABAMA	*	9.0	3	0	0	0	7	1	0	0	0	0	1	0	7-0	6-2	0	3.59	100
Apr 12	at Auburn	*	5.1	4	1	1	3	4	1	0	0	0	0	2	0	9-1	7-2	0	3.40	89
Apr 20	TENNESSEE	*	0.0	5	5	4	0	0	3	0	2	0	0	0	0	4-9	7-3	0	4.08	20
Apr 27	at South Carolina	*	1.0	6	6	6	1	2	0	0	0	1	0	2	0	15-13	7-3	0	5.00	41
May 04	ARKANSAS	*	5.1	5	2	2	2	4	0	0	1	2	0	0	0	11-3	8-3	0	4.85	84
May 11	at Florida	*	4.0	7	6	6	3	3	3	0	2	0	0	1	2	1-10	8-4	0	5.40	92
May 17	VANDERBILT	*	3.0	8	4	4	0	5	1	0	2	0	0	0	0	17-7	8-4	0	5.70	59
May 22	vs LSU	*	0.1	0	2	2	2	1	0	0	0	0	0	0	0	0-11	8-4	0	5.94	16
Totals		14	66.2	75	49	44	22	62	14	1	9	3	0	10	2	123-84	8-4	0	5.94	-

#41 Evan Byers - 3 games (All games)

Date	Opponent	Pos	AB	R	H	RBI	2B	3B	HR	BB	SB	CS	HBP	SAC	SF	GDP	K	PO	A	E	Avg
Feb 25	vs KANSAS	p	0	0	0	0	0	0	0	0	0	0	0	0	0	0	0	0	1	0	.000
Mar 26	MIAMI UNIVERSITY	p	0	0	0	0	0	0	0	0	0	0	0	0	0	0	0	1	1	0	.000
Mar 30	at Ole Miss	p	0	0	0	0	0	0	0	0	0	0	0	0	0	0	0	1	0	0	.000
Totals		0gs	0	0	0	0	0	0	0	0	0	0	0	0	0	0	0	2	2	0	.000

On base pct. .000 • Slugging pct. .000

2024 Kentucky Baseball Individual Game-by-Game for Kentucky (as of May 24, 2024)

#41 Evan Byers - 20 appearances (All games)

Date	Opponent	GS	IP	H	R	ER	BB	SO	2B	3B	HR	WP	BK	HBP	IBB	Score	W-L	Sv	ERA	NP
Feb 16	at USC Upstate		0.1	0	0	0	0	1	0	0	0	0	0	0	0	11-7	0-0	0	0.00	5
Feb 20	MOREHEAD STATE		2.0	2	0	0	0	0	0	0	0	1	0	0	0	9-5	0-0	0	0.00	21
Feb 24	vs TEXAS STATE		1.0	0	0	0	0	1	0	0	0	0	0	0	0	11-5	0-0	0	0.00	13
Feb 25	vs KANSAS		3.0	3	0	0	0	2	0	0	0	0	0	0	0	8-5	1-0	0	0.00	39
Mar 03	LIPSCOMB		1.1	0	0	0	1	2	0	0	0	0	0	1	0	9-1	1-0	0	0.00	28
Mar 10	KENNESAW STATE		0.2	2	1	1	0	1	0	0	0	0	0	0	0	5-2	1-0	0	1.08	17
Mar 15	GEORGIA		1.0	0	0	0	2	1	0	0	0	0	0	1	1	16-10	2-0	0	0.96	23
Mar 22	at Missouri		1.0	2	1	1	0	1	0	0	0	0	0	0	0	9-4	2-0	0	1.74	18
Mar 24	at Missouri		1.2	1	1	0	1	3	0	0	0	0	0	0	0	7-6	2-0	0	1.50	23
Mar 26	MIAMI UNIVERSITY		2.0	0	0	0	0	2	0	0	0	0	0	0	0	9-5	3-0	0	1.29	20
Mar 30	at Ole Miss		1.0	1	1	1	0	0	0	0	1	0	0	0	0	17-9	3-0	0	1.80	8
Apr 09	at Samford		0.2	4	3	3	0	1	0	0	1	0	0	0	0	7-9	3-0	0	3.45	20
Apr 12	at Auburn		0.2	1	0	0	0	0	0	0	0	0	0	0	0	9-1	3-0	0	3.31	2
Apr 13	at Auburn		0.2	1	1	0	0	0	0	0	0	0	0	1	0	13-8	3-0	0	3.18	19
Apr 16	at Louisville		1.1	1	0	0	0	0	0	0	0	0	0	0	0	17-13	3-0	0	2.95	20
Apr 26	at South Carolina		0.0	1	1	1	0	0	0	0	1	0	0	0	0	5-6	3-1	0	3.44	2
Apr 28	at South Carolina		0.2	0	0	0	0	1	0	0	0	0	0	0	0	0-10	3-1	0	3.32	9
May 11	at Florida		1.2	2	3	3	5	2	1	0	0	0	0	0	2	1-10	3-1	0	4.35	43
May 17	VANDERBILT		1.0	1	0	0	2	3	1	0	0	0	0	0	0	17-7	3-1	0	4.15	23
May 23	vs Arkansas		1.1	1	1	1	0	2	0	0	1	0	0	0	0	9-6	3-1	0	4.30	23
Totals		0	23.0	23	13	11	11	23	2	0	4	1	0	3	3	189-129	3-1	0	4.30	-

#50 Evan Hart - 2 appearances (All games)

Date	Opponent	GS	IP	H	R	ER	BB	SO	2B	3B	HR	WP	BK	HBP	IBB	Score	W-L	Sv	ERA	NP
Feb 27	WESTERN KENTUCKY		0.1	1	0	0	0	1	0	0	0	0	0	1	0	5-0	0-0	0	0.00	10
Mar 09	KENNESAW STATE		0.1	0	0	0	1	0	0	0	0	0	0	1	0	2-10	0-0	0	0.00	8
Totals		0	0.2	1	0	0	1	1	0	0	0	0	0	2	0	7-10	0-0	0	0.00	-

#17 Ethan Hindle - 7 games (All games)

Date	Opponent	Pos	AB	R	H	RBI	2B	3B	HR	BB	SB	CS	HBP	SAC	SF	GDP	K	PO	A	E	Avg
Feb 18	at USC Upstate	ph	0	0	0	0	0	0	0	0	1	0	1	0	0	0	0	0	0	0	.000
Mar 01	LIPSCOMB	ph	1	0	0	0	0	0	0	0	0	0	0	0	0	0	0	0	0	0	.000
Mar 02	LIPSCOMB	*3b	3	0	0	1	0	0	0	0	0	0	0	0	0	0	1	0	0	0	.000
Mar 03	LIPSCOMB	*3b	3	1	0	0	0	0	0	1	0	0	0	0	0	1	1	1	0	0	.000
Mar 05	EASTERN KENTUCKY	*3b	2	0	1	2	1	0	0	1	0	0	1	0	0	0	0	0	1	0	.111
Mar 06	at Eastern Kentucky	*3b	2	0	0	0	0	0	0	0	0	0	0	0	0	0	2	0	1	1	.091
Mar 19	EVANSVILLE	3b	1	0	0	0	0	0	0	0	0	0	0	0	0	0	0	0	0	0	.083
Totals		4gs	12	1	1	3	1	0	0	2	1	0	2	0	0	1	4	1	2	1	.083

On base pct. .312 • Slugging pct. .167

2024 Kentucky Baseball
Individual Game-by-Game for Kentucky (as of May 24, 2024)

#4 Emilien Pitre - 54 games (All games)

Date	Opponent	Pos	AB	R	H	RBI	2B	3B	HR	BB	SB	CS	HBP	SAC	SF	GDP	K	PO	A	E	Avg	
Feb 16	at USC Upstate	*2b	2	3	1	1	0	0	0	3	1	0	0	0	0	0	0	2	3	1	0	.500
Feb 17	at USC Upstate	*2b	4	0	0	0	0	0	0	0	0	0	0	0	0	0	2	3	1	0	.167	
Feb 18	at USC Upstate	*2b	5	1	1	1	0	0	0	0	0	0	0	0	0	0	2	2	4	0	.182	
Feb 20	MOREHEAD STATE	*2b	5	2	2	0	1	0	0	0	0	0	0	0	1	0	1	1	2	0	.250	
Feb 23	vs WASHINGTON STA	*2b	3	0	1	1	1	0	0	1	0	0	0	0	0	1	0	3	4	0	.263	
Feb 24	vs TEXAS STATE	*2b	5	1	2	0	0	0	0	0	0	0	0	0	0	0	3	1	2	0	.292	
Feb 25	vs KANSAS	*2b	4	1	2	3	0	0	1	1	0	0	0	0	0	0	0	2	4	0	.321	
Feb 27	WESTERN KENTUCK	*2b	2	1	0	0	0	0	0	2	0	0	0	0	0	0	0	1	1	0	.300	
Mar 01	LIPSCOMB	*2b	4	0	0	0	0	0	0	1	1	0	0	0	0	1	0	1	1	0	.265	
Mar 02	LIPSCOMB	*2b	4	2	3	4	2	0	0	1	1	0	0	0	0	0	0	1	2	0	.316	
Mar 03	LIPSCOMB	*2b	5	1	3	2	0	1	0	0	0	1	0	0	0	0	0	4	2	0	.349	
Mar 05	EASTERN KENTUCKY	*2b	5	2	2	1	0	0	0	0	0	1	0	0	0	0	1	1	2	0	.354	
Mar 06	at Eastern Kentucky	*2b	4	1	2	0	0	0	0	1	1	0	0	0	0	0	1	0	0	0	.365	
Mar 08	KENNESAW STATE	*2b	3	0	0	0	0	0	0	1	0	0	0	0	0	0	1	1	1	0	.345	
Mar 09	KENNESAW STATE	*2b	4	0	0	0	0	0	0	0	0	0	0	0	0	0	1	3	2	0	.322	
Mar 10	KENNESAW STATE	*2b	3	2	2	1	1	0	0	1	1	0	0	0	0	0	0	4	5	0	.339	
Mar 12	MURRAY STATE	*2b	5	2	1	0	1	0	0	0	0	0	0	0	0	0	0	0	3	0	.328	
Mar 15	GEORGIA	*2b	4	1	2	2	0	0	0	0	1	0	0	0	1	0	1	1	1	0	.338	
Mar 16	GEORGIA	*2b	5	0	2	1	0	0	0	0	1	0	0	0	0	0	1	1	2	1	.342	
Mar 17	GEORGIA	*2b	2	2	2	3	1	0	1	1	2	0	0	0	1	0	0	0	1	0	.359	
Mar 19	EVANSVILLE	*2b	4	2	3	4	1	0	0	1	3	0	0	0	0	0	0	1	3	0	.378	
Mar 22	at Missouri	*2b	5	1	1	2	1	0	0	1	0	0	0	0	0	0	0	1	3	0	.368	
Mar 23	at Missouri	*2b	4	0	0	0	0	0	0	0	0	0	0	0	0	0	3	2	0	0	.352	
Mar 24	at Missouri	*2b	4	0	0	0	0	0	0	1	0	0	0	0	0	0	0	1	3	0	.337	
Mar 26	MIAMI UNIVERSITY	*2b	3	1	0	1	0	0	0	1	1	0	2	0	0	1	1	3	4	0	.327	
Mar 29	at Ole Miss	*2b	4	1	1	1	0	0	1	0	1	0	0	0	0	0	1	2	1	0	.324	
Mar 30	at Ole Miss	*2b	4	2	2	2	0	0	1	1	1	0	0	0	1	1	0	1	3	0	.330	
Mar 31	at Ole Miss	*2b	2	2	1	1	1	0	0	3	2	1	0	0	0	0	0	0	1	0	.333	
Apr 05	ALABAMA	*2b	3	0	0	0	0	0	0	1	0	0	0	0	0	0	1	2	4	0	.324	
Apr 06	ALABAMA	*2b	3	0	1	0	1	0	0	1	0	1	0	0	0	0	0	1	2	0	.325	
Apr 07	ALABAMA	*2b	5	0	3	2	1	0	0	0	0	0	0	0	0	0	1	2	7	0	.336	
Apr 09	at Samford	*2b	5	1	1	1	1	0	0	0	0	0	0	0	0	0	0	1	0	2	.331	
Apr 11	at Auburn	*2b	4	0	0	0	0	0	0	1	1	0	0	0	0	0	0	2	5	0	.320	
Apr 12	at Auburn	*2b	5	1	2	1	0	0	1	0	1	0	0	0	0	0	1	1	7	0	.323	
Apr 13	at Auburn	*2b	6	1	1	0	0	0	0	0	0	0	0	0	0	0	0	1	1	1	.317	
Apr 16	at Louisville	*2b	3	1	0	0	0	0	0	2	1	0	1	0	0	0	2	2	1	0	.310	
Apr 19	TENNESSEE	*2b	4	0	1	2	0	0	0	0	0	0	0	0	0	0	0	0	4	0	.308	
Apr 20	TENNESSEE	*2b	5	1	1	1	1	0	0	0	0	0	0	0	0	0	1	3	1	0	.305	
Apr 21	TENNESSEE	*2b	4	0	2	1	0	0	0	0	0	0	0	0	1	0	0	1	5	0	.310	
Apr 26	at South Carolina	*2b	4	0	0	0	0	0	0	1	0	0	0	0	0	0	1	1	0	0	.302	
Apr 27	at South Carolina	*2b	5	2	2	2	0	0	0	1	1	0	0	0	0	0	0	0	1	0	.305	
Apr 28	at South Carolina	*2b	3	0	1	0	0	0	0	0	0	0	0	0	0	0	0	2	2	0	.305	
May 03	ARKANSAS	*2b	3	0	1	0	0	0	0	1	0	0	0	0	0	0	1	2	4	0	.306	
May 04	ARKANSAS	*2b	3	3	2	4	2	0	0	1	1	0	1	0	0	0	0	2	1	0	.312	
May 05	ARKANSAS	*2b	4	1	2	2	1	0	1	0	0	0	0	0	0	0	0	2	3	0	.316	
May 10	at Florida	*2b	4	1	1	0	0	0	0	2	0	2	0	0	0	0	0	4	3	0	.315	
May 11	at Florida	*2b	4	0	1	0	0	0	0	0	0	0	0	0	0	0	2	3	0	0	.314	
May 12	at Florida	*2b	5	0	0	0	0	0	0	0	0	0	1	0	0	1	2	2	5	0	.305	
May 16	VANDERBILT	*2b	3	1	1	0	0	0	0	2	0	0	0	0	0	0	1	1	2	0	.306	
May 17	VANDERBILT	*2b	3	3	1	1	0	0	1	2	1	0	0	0	0	1	1	2	0	0	.306	
May 18	VANDERBILT	*2b	4	1	2	1	0	0	1	1	0	0	0	0	0	0	0	4	4	0	.310	
May 22	vs LSU	*2b	3	0	0	0	0	0	0	1	0	0	0	0	0	0	0	1	1	0	.305	
May 23	vs Arkansas	*2b	3	3	2	0	0	0	0	1	2	0	0	0	0	0	1	2	5	0	.311	
May 24	vs South Carolina	*2b	2	0	0	1	0	0	0	2	0	0	0	0	0	0	0	4	2	0	.308	
Totals		54gs	208	51	64	50	17	1	8	41	24	7	5	0	4	7	34	90	133	2	.308	

On base pct. .426 • Slugging pct. .514

2024 Kentucky Baseball
Individual Game-by-Game for Kentucky (as of May 24, 2024)

#54 Eli Small - 11 games (All games)

Date	Opponent	Pos	AB	R	H	RBI	2B	3B	HR	BB	SB	CS	HBP	SAC	SF	GDP	K	PO	A	E	Avg	
Feb 18	at USC Upstate	ph	1	1	1	1	0	0	1	0	0	0	0	0	0	0	0	0	0	0	0	1.000
Feb 20	MOREHEAD STATE	ph/of	2	1	1	0	0	0	0	0	0	0	0	0	0	0	0	0	0	0	0	.667
Feb 23	vs WASHINGTON STA	ph	1	0	0	0	0	0	0	0	0	0	0	0	0	0	0	0	0	0	0	.500
Mar 02	LIPSCOMB	ph/of	0	0	0	0	0	0	0	0	0	0	1	0	0	0	0	0	0	0	0	.500
Mar 06	at Eastern Kentucky	ph/of	0	0	0	0	0	0	0	1	0	0	1	0	0	0	0	1	0	0	0	.500
Mar 09	KENNESAW STATE	ph/of	1	1	0	0	0	0	0	1	0	0	0	0	0	0	1	2	0	0	0	.400
Mar 10	KENNESAW STATE	*of	3	0	0	0	0	0	0	0	0	0	0	0	0	0	2	0	0	0	0	.250
Mar 19	EVANSVILLE	dh/ph	0	0	0	1	0	0	0	0	0	0	0	0	1	0	0	0	0	0	0	.250
Apr 07	ALABAMA	dh	0	0	0	0	0	0	0	1	0	0	0	0	0	0	0	0	0	0	0	.250
Apr 20	TENNESSEE	ph	1	0	0	0	0	0	0	0	0	0	0	0	0	0	1	0	0	0	0	.222
May 10	at Florida	ph	1	0	1	1	1	0	0	0	0	0	0	0	0	0	0	0	0	0	0	.300
Totals		1gs	10	3	3	3	1	0	1	3	0	0	2	0	1	0	4	3	0	0	0	.300

On base pct. .500 • Slugging pct. .700

#42 Griffin Cameron - 9 games (All games)

Date	Opponent	Pos	AB	R	H	RBI	2B	3B	HR	BB	SB	CS	HBP	SAC	SF	GDP	K	PO	A	E	Avg	
Feb 16	at USC Upstate	*of	3	2	1	1	0	0	0	1	1	0	0	0	0	0	1	1	0	0	0	.333
Feb 17	at USC Upstate	*of	4	1	1	0	0	0	0	0	1	0	0	0	0	0	3	4	0	0	0	.286
Feb 27	WESTERN KENTUCK	of	0	0	0	0	0	0	0	0	0	0	0	0	0	0	0	0	0	0	0	.286
Mar 01	LIPSCOMB	*of	1	0	0	1	0	0	0	1	0	0	0	1	0	0	1	1	1	0	0	.250
Mar 02	LIPSCOMB	*of	3	0	0	2	0	0	0	0	0	0	0	0	1	0	1	2	0	0	0	.182
Mar 03	LIPSCOMB	*of	3	1	1	0	0	0	0	1	0	0	1	0	0	0	1	1	0	0	0	.214
Mar 05	EASTERN KENTUCKY	*of	2	1	0	0	0	0	0	2	0	0	0	0	0	0	0	2	0	0	0	.188
Mar 06	at Eastern Kentucky	*of	1	0	0	0	0	0	0	1	0	0	0	0	0	0	0	3	0	0	0	.176
Mar 10	KENNESAW STATE	*of	4	0	1	0	0	0	0	0	0	0	0	0	0	0	1	1	0	0	0	.190
Totals		8gs	21	5	4	4	0	0	0	6	2	0	1	1	1	0	8	15	1	0	0	.190

On base pct. .379 • Slugging pct. .190

2024 Kentucky Baseball Individual Game-by-Game for Kentucky (as of May 24, 2024)

#12 Grant Smith - 44 games (All games)

Date	Opponent	Pos	AB	R	H	RBI	2B	3B	HR	BB	SB	CS	HBP	SAC	SF	GDP	K	PO	A	E	Avg
Feb 16	at USC Upstate	*SS	5	0	2	2	0	0	0	0	0	0	0	0	0	0	3	1	6	0	.400
Feb 17	at USC Upstate	*SS	3	0	1	1	0	0	0	1	1	0	0	0	0	0	0	0	1	0	.375
Feb 18	at USC Upstate	*SS	3	0	0	1	0	0	0	0	1	0	0	1	0	0	0	3	7	0	.273
Feb 20	MOREHEAD STATE	*SS	3	1	1	2	0	0	0	0	0	0	0	1	0	0	0	1	1	2	.286
Feb 23	vs WASHINGTON STA	*SS	2	0	0	0	0	0	0	0	0	0	2	0	0	0	0	3	6	0	.250
Feb 24	vs TEXAS STATE	*SS	5	0	1	1	1	0	0	0	0	0	0	0	0	0	2	0	3	0	.238
Feb 25	vs KANSAS	*SS	4	2	2	0	0	0	0	0	0	0	0	0	0	0	2	1	2	0	.280
Feb 27	WESTERN KENTUCK	*SS	3	1	0	0	0	0	0	1	0	0	0	0	0	0	1	5	2	0	.250
Mar 01	LIPSCOMB	*SS	3	0	1	0	0	0	0	1	0	0	0	0	0	0	2	1	1	0	.258
Mar 02	LIPSCOMB	*SS	3	2	2	0	0	0	0	1	0	0	0	0	0	0	0	3	1	0	.294
Mar 03	LIPSCOMB	*SS	1	1	1	1	0	0	0	0	0	0	0	0	0	0	0	0	0	0	.314
Mar 05	GEORGIA	SS	1	0	0	0	0	0	0	0	0	0	0	0	1	0	0	0	0	0	.306
Mar 16	GEORGIA	SS	1	0	0	0	0	0	0	0	0	0	0	0	0	0	1	1	2	0	.297
Mar 17	GEORGIA	*SS	2	2	1	0	0	0	0	0	0	0	0	1	0	0	0	1	3	0	.308
Mar 22	at Missouri	*SS	4	0	1	0	0	0	0	0	0	0	0	0	0	0	1	3	1	0	.302
Mar 23	at Missouri	*SS	1	0	0	1	0	0	0	0	0	0	1	1	0	0	0	0	2	0	.295
Mar 24	at Missouri	*SS	4	0	2	2	0	0	0	0	0	0	0	0	0	0	0	0	2	0	.312
Mar 26	MIAMI UNIVERSITY	*SS	3	1	0	1	0	0	0	1	0	0	1	0	0	0	1	0	2	0	.294
Mar 29	at Ole Miss	*SS	4	1	1	0	0	0	0	0	0	0	0	0	0	0	0	0	4	0	.291
Mar 30	at Ole Miss	*SS	5	0	1	2	0	0	0	1	0	0	0	0	0	0	2	2	3	0	.283
Mar 31	at Ole Miss	*SS	3	2	1	3	0	0	1	1	0	0	0	0	0	0	0	2	3	0	.286
Apr 05	ALABAMA	*SS	3	1	1	1	1	0	0	1	0	0	0	0	0	0	2	3	2	0	.288
Apr 06	ALABAMA	*SS	2	1	1	2	0	0	1	1	0	1	0	0	0	0	1	1	1	0	.294
Apr 07	ALABAMA	*SS	4	2	3	0	0	0	0	0	0	0	0	0	0	0	0	2	0	0	.319
Apr 09	at Samford	*SS	3	1	1	2	0	0	1	0	0	0	1	0	0	0	1	2	3	0	.320
Apr 11	at Auburn	*SS	4	0	0	0	0	0	0	0	0	0	0	0	0	0	0	3	2	0	.304
Apr 12	at Auburn	*SS	3	2	1	1	0	0	1	0	0	0	1	0	0	0	1	1	2	0	.305
Apr 13	at Auburn	*SS	4	0	1	0	0	0	0	0	0	0	0	1	0	0	0	1	2	1	.302
Apr 16	at Louisville	*SS	5	1	1	0	1	0	0	0	0	0	0	1	0	0	2	0	3	0	.297
Apr 19	TENNESSEE	*SS	2	0	1	0	0	0	0	0	0	0	1	0	0	0	0	2	3	0	.301
Apr 20	TENNESSEE	*SS	3	0	1	1	0	0	0	1	0	0	0	0	0	0	1	0	4	1	.302
Apr 21	TENNESSEE	*SS	5	1	2	2	0	0	1	0	0	1	0	0	0	0	0	4	5	0	.307
Apr 26	at South Carolina	*SS	5	1	1	0	0	0	0	0	0	0	0	0	0	0	3	0	5	0	.302
Apr 27	at South Carolina	*SS	5	0	2	4	0	0	0	1	3	0	0	0	0	0	0	1	1	0	.306
Apr 28	at South Carolina	*SS	3	0	1	0	0	0	0	0	0	0	0	0	0	0	0	0	2	0	.307
May 03	ARKANSAS	*SS	4	0	0	0	0	0	0	0	0	0	0	0	0	0	4	0	2	0	.297
May 04	ARKANSAS	*SS	2	3	1	0	0	0	0	1	0	0	1	0	0	0	1	3	0	1	.300
May 05	ARKANSAS	*SS	3	1	0	1	0	0	0	0	0	0	0	1	0	0	0	1	2	0	.293
May 16	VANDERBILT	*SS	3	0	0	1	0	0	0	0	0	0	0	1	0	0	1	4	2	0	.286
May 17	VANDERBILT	*SS	4	1	0	1	0	0	0	0	0	0	1	0	0	0	2	1	1	0	.277
May 18	VANDERBILT	*SS	4	0	0	0	0	0	0	0	0	0	0	0	0	1	2	3	3	0	.269
May 22	vs LSU	*SS	3	0	0	0	0	0	0	0	0	0	0	0	0	0	0	1	4	0	.263
May 23	vs Arkansas	*SS	4	1	1	0	0	0	0	0	0	0	0	0	0	0	0	2	4	0	.262
May 24	vs South Carolina	*SS	3	0	0	0	0	0	0	1	0	0	0	0	0	0	2	2	3	0	.257
Totals		42gs	144	29	37	33	3	0	5	13	5	2	9	7	1	2	39	64	109	3	.257

On base pct. .353 • Slugging pct. .382

#28 Hayden Smith - 1 game (All games)

Date	Opponent	Pos	AB	R	H	RBI	2B	3B	HR	BB	SB	CS	HBP	SAC	SF	GDP	K	PO	A	E	Avg
Feb 20	MOREHEAD STATE	p	0	0	0	0	0	0	0	0	0	0	0	0	0	0	0	0	1	1	.000
Totals		0gs	0	0	0	0	0	0	0	0	0	0	0	0	0	0	0	0	1	1	.000

On base pct. .000 • Slugging pct. .000

#28 Hayden Smith - 4 appearances (All games)

Date	Opponent	GS	IP	H	R	ER	BB	SO	2B	3B	HR	WP	BK	HBP	IBB	Score	W-L	Sv	ERA	NP
Feb 20	MOREHEAD STATE		1.1	2	2	0	0	0	0	0	0	0	0	0	0	9-5	0-0	0	0.00	28
Feb 27	WESTERN KENTUCK		1.0	1	0	0	1	0	0	0	0	0	0	0	0	5-0	0-0	0	0.00	12
Mar 05	EASTERN KENTUCKY		1.0	0	0	0	0	0	0	0	0	0	0	0	0	10-0	0-0	0	0.00	6
Mar 08	KENNESAW STATE		0.0	1	2	2	1	0	1	0	0	0	0	0	0	1-13	0-0	0	5.40	13
Totals		0	3.1	4	4	2	2	0	1	0	0	0	0	0	0	25-18	0-0	0	5.40	-

2024 Kentucky Baseball Individual Game-by-Game for Kentucky (as of May 24, 2024)

#49 Johnny Hummel - 2 games (All games)

Date	Opponent	Pos	AB	R	H	RBI	2B	3B	HR	BB	SB	CS	HBP	SAC	SF	GDP	K	PO	A	E	Avg
Mar 22	at Missouri	p	0	0	0	0	0	0	0	0	0	0	0	0	0	0	0	0	1	0	.000
Apr 11	at Auburn	p	0	0	0	0	0	0	0	0	0	0	0	0	0	0	0	0	1	0	.000
Totals		Ogs	0	0	0	0	0	0	0	0	0	0	0	0	0	0	0	0	2	0	.000

On base pct. .000 • Slugging pct. .000

#49 Johnny Hummel - 21 appearances (All games)

Date	Opponent	GS	IP	H	R	ER	BB	SO	2B	3B	HR	WP	BK	HBP	IBB	Score	W-L	Sv	ERA	NP
Feb 17	at USC Upstate		1.0	0	0	0	0	3	0	0	0	0	0	0	0	3-0	0-0	1	0.00	12
Feb 20	MOREHEAD STATE		1.0	0	0	0	0	1	0	0	0	0	0	0	0	9-5	0-0	1	0.00	15
Feb 27	WESTERN KENTUCK		1.0	1	0	0	1	2	0	1	0	0	0	0	0	5-0	0-0	1	0.00	24
Mar 06	at Eastern Kentucky		1.2	0	0	0	0	3	0	0	0	0	0	0	0	5-2	1-0	1	0.00	25
Mar 12	MURRAY STATE		1.0	0	0	0	0	1	0	0	0	0	0	0	0	10-6	1-0	1	0.00	11
Mar 15	GEORGIA		2.0	1	1	1	1	2	0	0	1	1	0	0	0	16-10	1-0	1	1.17	31
Mar 19	EVANSVILLE		1.0	0	0	0	0	2	0	0	0	0	0	0	0	11-3	1-0	1	1.04	10
Mar 22	at Missouri		3.1	0	0	0	1	6	0	0	0	3	0	0	0	9-4	2-0	1	0.75	54
Mar 29	at Ole Miss		1.0	0	0	0	2	0	0	0	0	1	0	0	0	5-3	2-0	2	0.69	29
Apr 09	at Samford		1.0	1	0	0	0	2	0	0	0	0	0	0	0	7-9	2-0	2	0.64	15
Apr 11	at Auburn		2.0	2	0	0	0	2	0	0	0	0	0	0	0	6-5	2-0	3	0.56	29
Apr 13	at Auburn		1.2	1	1	1	0	3	0	0	1	0	0	0	0	13-8	2-0	4	1.02	23
Apr 16	at Louisville		1.0	0	0	0	0	1	0	0	0	0	0	0	0	17-13	2-0	4	0.96	9
Apr 19	TENNESSEE		1.0	0	0	0	1	1	0	0	0	0	0	0	0	5-3	2-0	5	0.92	14
Apr 21	TENNESSEE		2.0	1	1	1	1	2	0	0	1	0	0	0	0	11-13	2-0	5	1.25	30
Apr 26	at South Carolina		0.1	3	3	3	0	1	0	0	3	0	0	0	0	5-6	2-0	5	2.45	13
May 05	ARKANSAS		1.0	0	0	0	1	1	0	0	0	0	0	1	0	7-4	2-0	6	2.35	17
May 10	at Florida		1.1	5	3	3	0	1	0	0	2	0	0	0	0	12-11	3-0	6	3.33	37
May 12	at Florida		0.0	0	0	0	1	0	0	0	0	0	0	0	0	7-5	3-0	6	3.33	5
May 18	VANDERBILT		1.2	1	2	2	1	1	1	0	0	2	0	0	0	4-12	3-0	6	3.81	25
May 22	vs LSU		2.0	0	0	0	0	2	0	0	0	0	0	0	0	0-11	3-0	6	3.54	23
Totals		0	28.0	16	11	11	10	37	1	1	8	7	0	1	0	167-133	3-0	6	3.54	-

2024 Kentucky Baseball Individual Game-by-Game for Kentucky (as of May 24, 2024)

#13 James McCoy - 44 games (All games)

Date	Opponent	Pos	AB	R	H	RBI	2B	3B	HR	BB	SB	CS	HBP	SAC	SF	GDP	K	PO	A	E	Avg
Feb 16	at USC Upstate	*of	5	0	0	0	0	0	0	0	0	0	0	0	0	0	2	1	1	0	.000
Feb 17	at USC Upstate	*of	3	1	2	0	0	0	0	1	1	0	0	0	0	0	1	2	0	0	.250
Feb 18	at USC Upstate	*of	0	0	0	0	0	0	0	0	0	0	0	0	0	0	0	0	0	0	.250
Feb 20	MOREHEAD STATE	*of	2	0	0	0	0	0	0	0	0	0	1	0	0	0	0	3	0	0	.200
Feb 25	vs KANSAS	*of	2	2	0	0	0	0	0	0	1	0	2	0	0	0	2	2	0	0	.167
Mar 01	LIPSCOMB	of	1	1	0	0	0	0	0	0	0	0	1	0	0	0	0	2	0	0	.154
Mar 03	LIPSCOMB	of	1	0	0	0	0	0	0	0	0	0	0	0	0	0	1	0	0	0	.143
Mar 10	KENNESAW STATE	of	0	0	0	0	0	0	0	0	0	0	1	0	0	0	0	1	0	0	.143
Mar 15	GEORGIA	of	1	0	0	0	0	0	0	1	0	0	0	0	0	0	1	1	0	0	.133
Mar 16	GEORGIA	*of	4	1	3	2	0	0	1	0	0	0	0	0	0	0	1	5	0	0	.263
Mar 17	GEORGIA	*of	3	1	1	1	0	0	0	0	0	0	0	0	0	0	2	0	0	0	.273
Mar 19	EVANSVILLE	*of	4	1	1	2	0	1	0	0	0	0	0	0	1	0	2	3	0	0	.269
Mar 22	at Missouri	*of	4	0	0	1	0	0	0	0	0	0	0	0	1	0	2	2	0	0	.233
Mar 24	at Missouri	*of/p	3	0	0	1	0	0	0	0	0	0	0	0	1	0	0	2	0	0	.212
Mar 26	MIAMI UNIVERSITY	*of	1	0	0	0	0	0	0	2	2	0	0	0	0	0	0	1	0	0	.206
Mar 29	at Ole Miss	*of	4	0	0	0	0	0	0	0	0	0	0	0	0	0	2	2	0	0	.184
Mar 30	at Ole Miss	pr/of	4	2	4	2	0	0	1	0	1	0	0	0	0	0	0	4	0	1	.262
Mar 31	at Ole Miss	*of	4	2	3	3	1	0	1	0	0	0	0	0	0	0	0	1	0	0	.304
Apr 05	ALABAMA	*of	1	1	0	0	0	0	0	3	0	0	0	0	0	0	0	1	0	0	.298
Apr 06	ALABAMA	*of	2	2	1	1	1	0	0	1	0	0	0	0	0	0	0	3	0	0	.306
Apr 07	ALABAMA	*of	2	1	0	1	0	0	0	1	0	0	1	0	0	0	1	1	0	0	.294
Apr 09	at Samford	*of	4	1	2	2	0	0	0	0	0	0	0	0	0	0	0	1	1	0	.309
Apr 11	at Auburn	*of	4	0	0	0	0	0	0	0	0	0	0	0	0	0	0	1	0	0	.288
Apr 12	at Auburn	*of	4	0	0	0	0	0	0	0	0	0	0	0	0	0	3	0	0	0	.270
Apr 13	at Auburn	*of	3	3	1	3	0	0	1	2	0	0	0	0	0	0	2	6	0	0	.273
Apr 16	at Louisville	*of/p	4	2	0	0	0	0	0	2	0	0	0	0	0	0	2	1	0	0	.257
Apr 19	TENNESSEE	*of	4	0	1	0	0	0	0	0	1	0	0	0	0	0	2	2	0	0	.257
Apr 20	TENNESSEE	*of	4	0	0	0	0	0	0	0	0	0	0	0	0	0	2	2	0	0	.244
Apr 21	TENNESSEE	*of	3	1	0	0	0	0	0	0	0	0	0	0	1	0	2	0	0	0	.235
Apr 26	at South Carolina	*of	2	0	0	0	0	0	0	0	0	0	0	0	0	0	0	0	0	0	.229
Apr 27	at South Carolina	*of	5	3	2	1	0	0	1	0	0	0	0	0	0	0	2	2	0	0	.239
Apr 28	at South Carolina	*of	1	0	0	0	0	0	0	1	0	0	0	0	0	0	0	1	0	0	.236
May 03	ARKANSAS	ph	1	0	0	0	0	0	0	0	0	0	0	0	0	0	0	0	0	0	.233
May 04	ARKANSAS	*of	3	2	1	0	0	0	0	1	0	0	0	0	0	0	1	1	0	0	.237
May 05	ARKANSAS	*of	4	0	1	0	0	0	0	0	0	0	0	0	0	0	1	3	0	0	.237
May 10	at Florida	*of	4	1	3	0	0	0	0	0	0	0	1	0	0	0	0	1	1	0	.257
May 11	at Florida	*of	3	0	0	0	0	0	0	0	0	0	0	0	0	0	0	2	0	0	.250
May 12	at Florida	*of/p	4	0	0	0	0	0	0	0	0	0	1	0	0	0	2	1	1	0	.241
May 16	VANDERBILT	*of	2	1	0	1	0	0	0	2	0	0	0	0	0	0	0	2	0	0	.236
May 17	VANDERBILT	*of	3	1	0	1	0	0	0	1	0	0	1	0	0	0	2	0	0	0	.230
May 18	VANDERBILT	*of	1	0	0	0	0	0	0	1	0	0	0	0	0	0	1	0	0	0	.228
May 22	vs LSU	*of	2	0	0	0	0	0	0	1	0	0	0	0	0	0	1	0	0	0	.224
May 23	vs Arkansas	*of	4	0	0	0	0	0	0	0	0	0	0	0	0	0	3	1	0	0	.217
May 24	vs South Carolina	*of	2	0	0	0	0	0	0	1	1	0	0	0	0	0	1	2	0	0	.213
Totals		37gs	122	30	26	22	2	1	5	21	7	0	8	1	2	2	44	68	2	1	.213

On base pct. .359 • Slugging pct. .369

#13 James McCoy - 6 appearances (All games)

Date	Opponent	GS	IP	H	R	ER	BB	SO	2B	3B	HR	WP	BK	HBP	IBB	Score	W-L	Sv	ERA	NP
Feb 27	WESTERN KENTUCK		0.1	0	0	0	0	1	0	0	0	0	0	0	0	5-0	0-0	0	0.00	6
Mar 06	at Eastern Kentucky		0.1	2	1	0	0	1	0	0	0	0	0	1	0	5-2	0-0	0	0.00	12
Mar 09	KENNESAW STATE		1.2	1	0	0	1	1	1	0	0	0	0	0	0	2-10	0-0	0	0.00	32
Mar 24	at Missouri		0.1	0	0	0	0	0	0	0	0	0	0	0	0	7-6	0-0	1	0.00	5
Apr 16	at Louisville		1.0	0	0	0	0	0	0	0	0	0	0	0	0	17-13	0-0	1	0.00	9
May 12	at Florida		0.1	1	0	0	0	1	1	0	0	0	0	0	0	7-5	0-0	1	0.00	7
Totals		0	4.0	4	1	0	1	4	2	0	0	0	0	1	0	43-36	0-0	1	0.00	-

2024 Kentucky Baseball Individual Game-by-Game for Kentucky (as of May 24, 2024)

#43 Jackson Nove - 24 appearances (All games)

Date	Opponent	GS	IP	H	R	ER	BB	SO	2B	3B	HR	WP	BK	HBP	IBB	Score	W-L	Sv	ERA	NP
Feb 18	at USC Upstate		1.1	0	0	0	1	1	0	0	0	0	0	1	0	9-3	0-0	0	0.00	21
Feb 20	MOREHEAD STATE		1.0	1	0	0	0	1	0	0	0	0	0	0	0	9-5	1-0	0	0.00	15
Feb 23	vs WASHINGTON STA		1.2	0	0	0	0	4	0	0	0	0	0	0	0	4-6	1-0	0	0.00	17
Mar 01	LIPSCOMB		3.0	0	0	0	2	5	0	0	0	0	1	0	0	7-4	1-0	1	0.00	43
Mar 09	KENNESAW STATE		0.0	3	4	4	2	0	1	0	0	0	0	1	0	2-10	1-0	1	5.14	25
Mar 12	MURRAY STATE		1.0	0	0	0	0	1	0	0	0	0	0	0	0	10-6	1-0	1	4.50	11
Mar 16	GEORGIA		2.1	0	0	0	1	3	0	0	0	1	0	0	0	9-3	1-0	2	3.48	30
Mar 22	at Missouri		0.2	2	2	2	1	1	0	0	0	0	0	0	0	9-4	1-0	2	4.91	24
Mar 24	at Missouri		0.2	0	0	0	1	2	0	0	0	0	0	0	0	7-6	1-0	2	4.63	17
Mar 29	at Ole Miss		0.1	0	0	0	1	1	0	0	0	0	0	1	0	5-3	1-0	2	4.50	15
Mar 31	at Ole Miss		1.0	2	0	0	0	1	0	0	0	0	0	0	0	15-1	1-0	2	4.15	18
Apr 07	ALABAMA		2.0	1	0	0	0	2	0	0	0	0	0	0	0	10-1	1-0	2	3.60	27
Apr 12	at Auburn		3.0	1	0	0	2	4	0	0	0	1	0	1	0	9-1	1-0	2	3.00	54
Apr 20	TENNESSEE		1.1	2	1	1	0	4	0	0	1	0	0	0	0	4-9	1-0	2	3.26	27
Apr 21	TENNESSEE		1.0	0	0	0	0	0	0	0	0	0	0	0	0	11-13	1-0	2	3.10	9
Apr 26	at South Carolina		1.0	0	0	0	0	1	0	0	0	0	0	0	0	5-6	1-0	2	2.95	9
Apr 27	at South Carolina		1.0	1	2	2	3	1	0	0	0	0	0	1	0	15-13	1-0	2	3.63	29
May 03	ARKANSAS		1.0	3	4	4	1	3	1	0	0	0	0	1	0	3-10	1-0	2	5.01	29
May 05	ARKANSAS		0.2	2	1	1	1	0	1	0	0	0	0	0	0	7-4	1-0	2	5.25	19
May 10	at Florida		1.0	0	0	0	2	1	0	0	0	0	0	0	1	12-11	1-0	2	5.04	16
May 12	at Florida		0.1	0	0	0	0	0	0	0	0	0	0	1	0	7-5	1-0	2	4.97	5
May 16	VANDERBILT		1.0	1	0	0	0	1	0	0	0	0	0	0	0	10-5	1-0	2	4.78	15
May 18	VANDERBILT		0.0	2	0	0	0	0	0	0	0	0	0	0	0	4-12	1-0	2	4.78	2
May 23	vs Arkansas		0.2	3	4	4	2	0	0	0	1	0	0	0	0	9-6	1-0	2	6.00	28
Totals		0	27.0	24	18	18	20	37	3	0	2	2	1	7	1	192-147	1-0	2	6.00	-

#0 Jake Titus - 3 appearances (All games)

Date	Opponent	GS	IP	H	R	ER	BB	SO	2B	3B	HR	WP	BK	HBP	IBB	Score	W-L	Sv	ERA	NP
Feb 27	WESTERN KENTUCK		1.1	0	0	0	0	1	0	0	0	0	0	0	0	5-0	0-0	0	0.00	15
Mar 08	KENNESAW STATE		0.1	4	3	2	0	1	2	0	0	0	0	0	0	1-13	0-0	0	10.80	19
May 22	vs LSU		1.0	2	4	4	1	0	0	0	1	0	0	1	0	0-11	0-0	0	20.25	21
Totals		0	2.2	6	7	6	1	2	2	0	1	0	0	1	0	6-24	0-0	0	20.25	-

#47 Kyuss Gargett - 11 games (All games)

Date	Opponent	Pos	AB	R	H	RBI	2B	3B	HR	BB	SB	CS	HBP	SAC	SF	GDP	K	PO	A	E	Avg
Feb 23	vs WASHINGTON STA	pr	0	0	0	0	0	0	0	0	0	0	0	0	0	0	0	0	0	0	.000
Mar 02	LIPSCOMB	pr/ss	0	1	0	0	0	0	0	0	0	0	0	0	0	0	0	1	1	0	.000
Mar 03	LIPSCOMB	ss	3	2	1	0	0	1	0	0	0	0	0	0	0	0	0	0	3	0	.333
Mar 05	EASTERN KENTUCKY	*ss	3	1	1	0	1	0	0	0	0	0	0	1	0	0	1	1	1	0	.333
Mar 06	at Eastern Kentucky	*ss	3	0	0	0	0	0	0	1	0	0	0	0	0	0	1	1	3	0	.222
Mar 08	KENNESAW STATE	*ss	3	1	1	1	0	0	1	0	0	0	0	0	0	0	0	1	3	0	.250
Mar 09	KENNESAW STATE	*ss	3	0	0	0	0	0	0	1	0	0	0	0	0	0	1	1	5	1	.200
Mar 10	KENNESAW STATE	*ss	4	0	0	0	0	0	0	0	0	0	0	0	0	1	2	0	1	0	.158
Mar 19	EVANSVILLE	ph/ss	1	0	0	0	0	0	0	0	0	0	0	0	0	0	1	0	0	0	.150
Apr 20	TENNESSEE	pr	0	0	0	0	0	0	0	0	0	0	0	0	0	0	0	0	0	0	.150
May 10	at Florida	ss	0	0	0	0	0	0	0	0	0	0	0	1	0	0	0	0	1	0	.150
Totals		5gs	20	5	3	1	1	1	1	2	0	0	0	2	0	1	6	5	18	1	.150

On base pct. .227 • Slugging pct. .450

2024 Kentucky Baseball Individual Game-by-Game for Kentucky (as of May 24, 2024)

#34 Lukas Schramm - 9 games (All games)

Date	Opponent	Pos	AB	R	H	RBI	2B	3B	HR	BB	SB	CS	HBP	SAC	SF	GDP	K	PO	A	E	Avg
Feb 18	at USC Upstate	*of	2	2	1	1	0	0	1	1	0	0	0	0	0	0	0	0	0	0	.500
Feb 20	MOREHEAD STATE	of	0	0	0	0	0	0	0	0	0	0	0	0	0	0	0	0	0	0	.500
Feb 23	vs WASHINGTON STA	of	0	0	0	0	0	0	0	0	0	0	0	0	0	0	0	0	0	0	.500
Feb 24	vs TEXAS STATE	*of	5	0	1	2	1	0	0	0	0	0	0	0	0	0	3	2	1	1	.286
Feb 27	WESTERN KENTUCK	*of	4	0	1	1	0	0	0	0	0	0	0	0	0	0	3	2	0	0	.273
Mar 02	LIPSCOMB	*of	3	2	0	0	0	0	0	1	0	0	0	0	0	0	1	3	0	0	.214
Mar 03	LIPSCOMB	*of	3	0	1	0	0	0	0	0	1	0	0	1	0	0	2	0	0	0	.235
Mar 05	EASTERN KENTUCKY	*of	3	1	1	1	0	1	0	0	0	0	0	0	0	0	1	2	0	0	.250
Mar 06	at Eastern Kentucky	of	1	0	0	0	0	0	0	0	0	0	0	0	0	1	0	1	0	0	.238
Totals		6gs	21	5	5	5	1	1	1	2	1	0	0	1	0	1	10	10	1	1	.238

On base pct. .304 • Slugging pct. .524

#2 Mitchell Daly - 48 games (All games)

Date	Opponent	Pos	AB	R	H	RBI	2B	3B	HR	BB	SB	CS	HBP	SAC	SF	GDP	K	PO	A	E	Avg
Feb 18	at USC Upstate	*3b	3	2	1	1	1	0	0	1	0	0	0	0	0	0	0	1	2	0	.333
Feb 20	MOREHEAD STATE	3b	2	1	1	1	0	0	0	1	0	0	0	0	0	0	0	0	2	0	.400
Feb 23	vs WASHINGTON STA	*3b	2	1	0	0	0	0	0	1	0	0	0	0	0	0	0	0	0	0	.286
Feb 24	vs TEXAS STATE	*3b	4	1	3	6	0	0	1	0	2	0	1	0	0	0	1	1	4	0	.455
Feb 25	vs KANSAS	*3b	5	0	1	0	0	0	0	0	0	0	0	0	0	0	1	0	1	1	.375
Feb 27	WESTERN KENTUCK	*3b	3	0	0	0	0	0	0	0	0	0	1	0	0	0	0	0	1	0	.316
Mar 01	LIPSCOMB	*3b	3	0	2	1	1	0	0	1	1	0	0	1	0	0	0	2	1	0	.364
Mar 08	KENNESAW STATE	*3b	3	0	0	0	0	0	0	0	0	0	0	0	0	0	2	0	2	0	.320
Mar 09	KENNESAW STATE	*3b	4	0	1	1	1	0	0	0	0	0	0	0	0	0	0	0	3	0	.310
Mar 10	KENNESAW STATE	*3b	2	0	0	2	0	0	0	0	1	1	1	0	1	0	0	1	4	0	.290
Mar 12	MURRAY STATE	*ss	3	1	1	2	0	0	0	1	0	0	0	1	0	0	0	2	1	0	.294
Mar 15	GEORGIA	*ss/3b	4	2	1	2	0	0	1	1	0	0	0	0	0	0	2	2	3	0	.289
Mar 16	GEORGIA	*ss/3b	4	1	2	1	0	0	0	1	0	0	0	0	0	0	1	0	3	0	.310
Mar 17	GEORGIA	*3b	4	1	1	1	0	1	0	0	0	0	0	0	0	0	1	0	1	0	.304
Mar 19	EVANSVILLE	*ss	2	1	0	1	0	0	0	1	0	0	0	0	1	0	0	2	2	0	.292
Mar 22	at Missouri	*3b/ss	4	1	2	3	1	0	0	1	0	0	0	0	0	0	0	0	2	0	.308
Mar 23	at Missouri	*3b	3	0	1	0	0	0	0	0	0	0	1	0	0	0	0	1	0	0	.309
Mar 24	at Missouri	*3b	5	0	0	0	0	0	0	0	0	0	0	0	0	1	0	1	0	0	.283
Mar 26	MIAMI UNIVERSITY	*3b	3	1	1	1	0	0	0	2	0	0	0	0	0	0	1	0	1	0	.286
Mar 29	at Ole Miss	*3b	3	1	0	0	0	0	0	0	0	0	1	0	0	0	0	0	3	0	.273
Mar 30	at Ole Miss	*3b	3	1	1	0	0	0	0	1	1	0	1	1	0	0	0	0	1	0	.275
Mar 31	at Ole Miss	*3b	3	1	0	0	0	0	0	1	0	0	0	0	0	0	1	1	1	0	.264
Apr 05	ALABAMA	*3b	3	1	2	1	0	0	0	1	1	1	0	0	0	0	1	0	3	0	.280
Apr 06	ALABAMA	*3b	1	0	0	0	0	0	0	2	1	1	1	0	0	0	0	2	1	0	.276
Apr 07	ALABAMA	*3b	3	1	1	0	0	0	0	0	0	0	0	1	0	0	0	0	3	0	.278
Apr 09	at Samford	*3b	2	0	0	1	0	0	0	1	0	0	0	0	1	1	0	0	0	1	.272
Apr 11	at Auburn	*3b	3	2	2	1	1	0	0	0	0	0	1	0	0	0	1	1	2	0	.286
Apr 12	at Auburn	*3b	3	1	1	1	1	0	0	2	0	0	0	0	0	0	1	1	1	0	.287
Apr 13	at Auburn	*3b	3	0	0	0	0	0	0	2	0	0	0	0	0	0	2	0	1	0	.278
Apr 16	at Louisville	*3b	5	2	2	4	1	0	0	1	0	0	0	0	0	0	0	0	2	0	.284
Apr 19	TENNESSEE	*3b	4	0	0	0	0	0	0	0	0	0	0	0	0	0	1	0	1	0	.273
Apr 20	TENNESSEE	*3b	4	0	1	1	0	0	0	0	0	0	0	0	0	1	0	3	2	0	.272
Apr 21	TENNESSEE	*3b	5	2	3	2	0	0	2	0	0	0	0	0	0	0	0	0	0	0	.287
Apr 26	at South Carolina	*3b	4	1	1	0	0	0	0	0	0	0	1	0	0	0	1	0	2	0	.286
Apr 27	at South Carolina	*3b	4	1	1	1	0	0	1	2	0	0	0	0	0	0	2	1	0	0	.284
Apr 28	at South Carolina	*3b	3	0	2	0	0	0	0	0	1	0	0	0	0	0	1	0	1	0	.294
May 03	ARKANSAS	*3b	3	1	0	0	0	0	0	1	0	0	0	0	0	0	3	1	1	0	.287
May 04	ARKANSAS	*3b	4	0	2	1	1	0	0	1	0	0	0	0	0	1	1	0	2	0	.294
May 05	ARKANSAS	*3b	3	0	0	0	0	0	0	1	0	0	0	0	0	0	1	0	1	0	.287
May 10	at Florida	*ss/3b	5	1	1	1	1	0	0	1	0	0	0	0	0	0	4	2	2	0	.284
May 11	at Florida	*ss	4	0	1	0	0	0	0	0	0	0	0	0	0	0	1	0	0	0	.283
May 12	at Florida	*ss	4	2	1	0	1	0	0	1	0	0	0	0	0	0	1	4	4	0	.282
May 16	VANDERBILT	*3b	2	1	2	1	0	0	0	1	0	1	1	1	0	0	0	1	2	0	.292
May 17	VANDERBILT	*3b	2	3	1	2	0	0	0	2	1	0	1	0	0	0	1	0	1	0	.295
May 18	VANDERBILT	*3b	4	0	1	0	1	0	0	0	0	0	1	0	0	0	2	0	2	0	.293
May 22	vs LSU	*3b	3	0	1	0	0	0	0	0	0	0	0	0	0	0	0	0	2	0	.294
May 23	vs Arkansas	*3b	3	0	0	1	0	0	0	0	0	0	0	0	1	0	1	0	3	0	.288
May 24	vs South Carolina	*3b	4	2	2	0	0	0	0	0	0	0	0	0	0	0	1	0	2	0	.294
Totals		47gs	160	37	47	41	11	1	6	32	8	4	11	7	3	5	36	30	79	2	.294

On base pct. .437 • Slugging pct. .488

2024 Kentucky Baseball Individual Game-by-Game for Kentucky (as of May 24, 2024)

#20 Mason Moore - 11 games (All games)

Date	Opponent	Pos	AB	R	H	RBI	2B	3B	HR	BB	SB	CS	HBP	SAC	SF	GDP	K	PO	A	E	Avg
Feb 18	at USC Upstate	*p	0	0	0	0	0	0	0	0	0	0	0	0	0	0	0	1	0	0	.000
Feb 25	vs KANSAS	*p	0	0	0	0	0	0	0	0	0	0	0	0	0	0	0	0	1	0	.000
Mar 03	LIPSCOMB	*p	0	0	0	0	0	0	0	0	0	0	0	0	0	0	0	0	2	0	.000
Mar 10	KENNESAW STATE	*p	0	0	0	0	0	0	0	0	0	0	0	0	0	0	0	1	0	0	.000
Mar 24	at Missouri	*p	0	0	0	0	0	0	0	0	0	0	0	0	0	0	0	0	1	0	.000
Mar 31	at Ole Miss	*p	0	0	0	0	0	0	0	0	0	0	0	0	0	0	0	1	3	0	.000
Apr 21	TENNESSEE	*p	0	0	0	0	0	0	0	0	0	0	0	0	0	0	0	0	1	0	.000
Apr 28	at South Carolina	*p	0	0	0	0	0	0	0	0	0	0	0	0	0	0	0	0	1	0	.000
May 05	ARKANSAS	*p	0	0	0	0	0	0	0	0	0	0	0	0	0	0	0	0	1	0	.000
May 18	VANDERBILT	*p	0	0	0	0	0	0	0	0	0	0	0	0	0	0	0	0	1	0	.000
May 24	vs South Carolina	*p	0	0	0	0	0	0	0	0	0	0	0	0	0	0	0	0	1	0	.000
Totals		11gs	0	0	0	0	0	0	0	0	0	0	0	0	0	0	0	3	12	0	.000

On base pct. .000 • Slugging pct. .000

#20 Mason Moore - 15 appearances (All games)

Date	Opponent	GS	IP	H	R	ER	BB	SO	2B	3B	HR	WP	BK	HBP	IBB	Score	W-L	Sv	ERA	NP
Feb 18	at USC Upstate	*	5.1	4	2	2	2	4	0	1	1	0	1	1	0	9-3	1-0	0	3.38	84
Feb 25	vs KANSAS	*	4.1	6	2	2	3	5	1	0	0	0	0	0	0	8-5	1-0	0	3.72	95
Mar 03	LIPSCOMB	*	5.0	3	1	1	2	7	0	0	1	2	0	1	0	9-1	2-0	0	3.07	85
Mar 10	KENNESAW STATE	*	7.0	1	1	0	1	3	1	0	0	0	0	3	0	5-2	3-0	0	2.08	88
Mar 17	GEORGIA	*	6.0	3	2	2	2	8	1	0	1	0	0	1	0	12-2	4-0	0	2.28	90
Mar 24	at Missouri	*	5.0	6	4	4	2	6	1	0	1	0	0	0	0	7-6	5-0	0	3.03	94
Mar 31	at Ole Miss	*	5.0	2	1	1	3	2	0	0	0	0	0	0	0	15-1	6-0	0	2.87	90
Apr 07	ALABAMA	*	7.0	4	1	1	2	6	2	0	0	0	0	0	0	10-1	7-0	0	2.62	110
Apr 13	at Auburn	*	2.1	4	6	5	5	2	1	0	1	0	0	0	0	13-8	7-0	0	3.45	70
Apr 21	TENNESSEE	*	5.0	6	7	5	2	2	1	0	1	0	0	1	0	11-13	7-0	0	3.98	80
Apr 28	at South Carolina	*	4.2	10	9	9	3	4	2	0	0	0	0	1	1	0-10	7-1	0	5.08	89
May 05	ARKANSAS	*	5.0	3	2	2	4	6	0	0	0	0	0	2	0	7-4	8-1	0	4.96	93
May 12	at Florida	*	6.2	3	2	2	4	6	1	0	0	0	0	0	1	7-5	8-1	0	4.74	110
May 18	VANDERBILT	*	5.1	10	5	5	2	6	2	0	1	1	0	0	0	4-12	8-2	0	5.01	98
May 24	vs South Carolina	*	4.2	5	6	6	5	3	0	0	2	0	0	2	2	5-6	8-3	0	5.40	82
Totals		15	78.1	70	51	47	42	70	13	1	9	3	1	12	4	122-79	8-3	0	5.40	-

2024 Kentucky Baseball Individual Game-by-Game for Kentucky (as of May 24, 2024)

#9 Nick Lopez - 51 games (All games)

Date	Opponent	Pos	AB	R	H	RBI	2B	3B	HR	BB	SB	CS	HBP	SAC	SF	GDP	K	PO	A	E	Avg
Feb 16	at USC Upstate	*3b	5	2	3	1	2	0	0	0	0	0	0	0	0	0	0	0	2	0	.600
Feb 17	at USC Upstate	*3b	4	1	1	0	0	0	0	1	0	0	0	0	0	0	0	1	2	0	.444
Feb 20	MOREHEAD STATE	*3b	2	0	1	0	1	0	0	0	0	0	0	0	0	0	0	2	1	3	.455
Feb 23	vs WASHINGTON STA	*dh	5	0	0	0	0	0	0	0	0	0	0	0	1	1	0	0	0	0	.312
Feb 27	WESTERN KENTUCK	*1b	4	0	2	0	0	1	0	0	0	0	0	0	0	1	0	8	1	0	.350
Mar 01	LIPSCOMB	*1b	3	1	1	0	0	0	0	0	0	0	0	0	0	0	0	2	0	0	.348
Mar 02	LIPSCOMB	*1b	3	3	2	2	2	0	0	2	1	0	0	0	0	0	0	4	0	0	.385
Mar 03	LIPSCOMB	*1b	5	0	2	0	0	0	0	0	0	0	0	0	0	0	0	6	0	0	.387
Mar 05	EASTERN KENTUCKY	*1b	4	1	1	3	0	0	1	0	0	0	0	0	0	0	0	7	0	0	.371
Mar 06	at Eastern Kentucky	*1b	3	1	0	3	0	0	0	0	0	0	0	0	2	0	0	5	1	1	.342
Mar 08	KENNESAW STATE	*dh	3	0	2	0	1	0	0	1	0	0	0	0	0	0	0	0	0	0	.366
Mar 09	KENNESAW STATE	*dh	4	0	2	1	1	0	0	0	0	0	0	0	0	0	0	0	0	0	.378
Mar 10	KENNESAW STATE	*dh	4	1	1	0	1	0	0	0	0	0	0	0	0	0	1	0	0	0	.367
Mar 12	MURRAY STATE	*dh	5	2	5	2	0	1	0	0	1	0	0	0	0	0	0	0	0	0	.426
Mar 15	GEORGIA	*dh	5	3	3	2	0	0	1	0	0	0	0	0	0	0	1	0	0	0	.441
Mar 16	GEORGIA	*dh	3	1	1	1	0	0	0	1	0	0	0	0	1	0	0	0	0	0	.435
Mar 17	GEORGIA	*dh	3	1	1	2	1	0	0	1	0	0	0	0	0	0	0	0	0	0	.431
Mar 19	EVANSVILLE	*dh	3	0	1	1	0	0	0	1	0	0	0	0	0	0	1	0	0	0	.426
Mar 22	at Missouri	*dh	6	2	2	0	1	0	0	0	0	0	0	0	0	1	0	0	0	0	.419
Mar 23	at Missouri	*dh	4	0	0	0	0	0	0	0	0	0	0	0	0	0	0	1	0	0	.397
Mar 24	at Missouri	*dh	4	2	2	0	0	0	0	0	0	0	0	0	0	0	0	0	0	0	.402
Mar 26	MIAMI UNIVERSITY	*dh	4	0	1	2	0	0	0	1	0	0	0	0	0	0	1	0	0	0	.395
Mar 29	at Ole Miss	*dh	3	1	1	0	1	0	0	1	0	0	0	0	0	0	0	0	0	0	.393
Mar 30	at Ole Miss	*dh	4	4	3	1	1	0	0	1	0	0	1	0	0	0	0	0	0	0	.409
Mar 31	at Ole Miss	*dh	4	1	2	2	0	0	0	0	0	0	0	0	0	0	0	0	0	0	.412
Apr 05	ALABAMA	*dh	3	1	0	0	0	0	0	0	0	0	1	0	0	0	1	0	0	0	.400
Apr 06	ALABAMA	*dh	3	1	0	0	0	0	0	1	0	0	0	0	0	0	1	0	0	0	.388
Apr 07	ALABAMA	*dh	4	2	2	0	1	0	0	0	0	0	0	0	0	0	0	0	0	0	.393
Apr 09	at Samford	*dh	4	1	2	0	0	0	0	0	0	0	0	0	0	0	1	0	0	0	.396
Apr 11	at Auburn	*dh	5	1	1	0	0	0	0	0	0	0	0	0	0	0	0	0	0	0	.388
Apr 12	at Auburn	*dh	5	1	1	0	1	0	0	0	0	0	0	0	0	0	1	0	0	0	.380
Apr 13	at Auburn	*dh	4	2	3	5	0	0	2	1	0	0	0	0	0	0	0	0	0	0	.392
Apr 16	at Louisville	*dh	4	3	3	1	0	0	0	2	0	0	0	0	0	1	0	0	0	0	.403
Apr 19	TENNESSEE	*dh	3	0	0	0	0	0	0	1	0	0	0	0	0	0	1	0	0	0	.394
Apr 20	TENNESSEE	*dh	4	1	1	0	0	0	0	0	0	0	0	0	0	0	1	0	0	0	.390
Apr 21	TENNESSEE	*dh	4	1	1	0	0	0	0	0	0	0	0	0	0	0	2	0	0	0	.386
Apr 26	at South Carolina	*dh	3	1	1	1	0	0	0	1	1	0	1	0	0	0	1	0	0	0	.385
Apr 27	at South Carolina	*dh	5	0	1	2	0	0	0	1	0	1	0	0	0	0	3	0	0	0	.378
Apr 28	at South Carolina	*dh	3	0	0	0	0	0	0	0	0	0	0	0	1	0	0	0	0	0	.371
May 03	ARKANSAS	ph/dh	1	0	0	0	0	0	0	0	0	0	0	0	0	0	0	0	0	0	.368
May 04	ARKANSAS	*dh	5	1	2	4	1	0	0	0	0	0	0	0	0	0	0	0	0	0	.369
May 05	ARKANSAS	*dh	4	2	2	2	0	0	1	0	0	0	0	0	0	0	1	0	0	0	.373
May 10	at Florida	*dh	2	2	2	5	2	0	0	3	0	0	0	0	1	0	0	0	0	0	.380
May 11	at Florida	*dh	4	0	0	0	0	0	0	0	0	0	0	0	0	0	0	0	0	0	.371
May 12	at Florida	*dh	5	0	2	0	1	0	0	0	0	0	0	0	0	0	0	0	0	0	.372
May 16	VANDERBILT	*dh	4	2	2	2	1	0	1	0	0	0	0	0	1	0	0	0	0	0	.375
May 17	VANDERBILT	*dh	3	3	2	1	0	0	0	2	0	0	0	0	0	0	0	0	0	0	.380
May 18	VANDERBILT	*dh	5	0	2	1	1	0	0	0	0	1	0	0	0	0	1	0	0	0	.380
May 22	vs LSU	*dh	3	0	0	0	0	0	0	0	0	0	0	0	0	0	0	0	0	0	.374
May 23	vs Arkansas	*dh	4	0	1	2	0	0	0	0	0	0	0	0	0	0	2	0	0	0	.372
May 24	vs South Carolina	*dh	4	2	1	0	0	0	0	0	0	0	0	0	0	0	1	0	0	0	.369
Totals		50gs	195	54	72	49	20	2	6	22	3	2	3	0	5	5	23	35	7	4	.369

On base pct. .431 • Slugging pct. .585

2024 Kentucky Baseball Individual Game-by-Game for Kentucky (as of May 24, 2024)

#19 Nolan McCarthy - 50 games (All games)

Date	Opponent	Pos	AB	R	H	RBI	2B	3B	HR	BB	SB	CS	HBP	SAC	SF	GDP	K	PO	A	E	Avg
Feb 16	at USC Upstate	*of	5	1	1	1	1	0	0	0	0	0	0	0	0	0	0	3	0	0	.200
Feb 17	at USC Upstate	*of	4	0	0	0	0	0	0	0	1	0	0	0	0	0	1	3	0	0	.111
Feb 18	at USC Upstate	*of	4	0	1	1	0	0	0	0	0	0	0	0	0	0	0	0	0	0	.154
Feb 20	MOREHEAD STATE	*of	2	2	1	2	0	0	0	1	0	0	0	1	0	0	0	4	0	0	.200
Feb 23	vs WASHINGTON STA	*of	3	0	1	1	0	0	0	0	0	0	0	0	0	0	0	1	0	0	.222
Feb 24	vs TEXAS STATE	*of	3	1	1	1	0	0	0	1	0	0	1	0	0	0	0	3	0	0	.238
Feb 25	vs KANSAS	*of	4	0	1	0	0	0	0	0	1	0	0	0	0	0	3	5	0	0	.240
Feb 27	WESTERN KENTUCK	*of/of	3	0	0	0	0	0	0	1	0	0	0	0	0	0	0	1	0	0	.214
Mar 01	LIPSCOMB	*of	2	0	0	0	0	0	0	0	0	0	0	0	0	0	2	0	0	0	.200
Mar 06	at Eastern Kentucky	*of	2	0	0	0	0	0	0	0	0	0	0	0	0	0	2	0	0	0	.188
Mar 09	KENNESAW STATE	ph/of	1	0	0	0	0	0	0	0	0	0	0	0	0	0	0	0	0	0	.182
Mar 10	KENNESAW STATE	of	0	0	0	0	0	0	0	1	0	0	0	0	0	0	0	0	0	0	.182
Mar 12	MURRAY STATE	*of	4	1	1	0	0	1	0	0	0	0	0	0	0	0	2	1	0	0	.189
Mar 15	GEORGIA	*of	3	3	2	2	1	0	1	1	0	0	0	0	0	0	1	3	0	0	.225
Mar 16	GEORGIA	*of	4	1	1	0	0	0	0	0	0	0	0	0	0	0	1	3	0	0	.227
Mar 17	GEORGIA	*of	3	1	1	0	0	0	0	1	0	0	0	0	0	0	0	2	0	0	.234
Mar 19	EVANSVILLE	*of	3	2	1	2	1	0	0	1	1	0	0	0	0	1	0	1	0	0	.240
Mar 22	at Missouri	*of	4	1	1	1	0	0	0	0	1	0	1	0	0	0	2	2	0	0	.241
Mar 23	at Missouri	*of	4	1	2	0	1	0	0	0	0	0	0	0	0	0	0	0	0	0	.259
Mar 24	at Missouri	*of/of	3	1	1	1	0	0	0	0	0	0	0	1	0	0	0	2	0	0	.262
Mar 26	MIAMI UNIVERSITY	*of/of	4	0	0	0	0	0	0	1	0	0	0	0	0	0	1	5	0	0	.246
Mar 29	at Ole Miss	*of	4	0	0	0	0	0	0	0	0	0	0	0	0	0	0	5	0	0	.232
Mar 30	at Ole Miss	*of	6	4	3	6	0	0	2	0	0	0	0	0	0	0	1	2	0	0	.253
Mar 31	at Ole Miss	*of	4	2	2	1	0	0	0	0	0	0	0	0	0	0	1	1	0	0	.266
Apr 05	ALABAMA	*of	4	1	1	2	0	0	1	0	0	0	0	0	0	0	1	2	0	0	.265
Apr 06	ALABAMA	*of	3	1	1	1	0	0	0	1	0	0	0	0	0	0	0	3	0	0	.267
Apr 07	ALABAMA	*of	4	1	2	1	2	0	0	0	0	1	0	0	0	0	1	2	0	0	.278
Apr 09	at Samford	*of	3	0	0	0	0	0	0	0	0	0	1	0	0	0	1	2	0	0	.269
Apr 11	at Auburn	*of	4	0	1	0	1	0	0	0	0	0	0	0	0	0	0	1	0	0	.268
Apr 12	at Auburn	*of	5	1	3	1	0	0	1	0	0	1	0	0	0	0	0	4	1	0	.284
Apr 13	at Auburn	*of	5	2	2	0	0	0	0	0	0	0	0	0	0	0	2	2	0	0	.290
Apr 16	at Louisville	*of/of	5	2	2	1	0	0	0	0	0	0	1	0	0	0	2	6	0	0	.295
Apr 19	TENNESSEE	*of	4	2	2	1	0	0	1	0	0	0	0	0	0	0	0	3	0	0	.302
Apr 20	TENNESSEE	*of	4	0	1	0	0	0	0	0	0	0	0	0	0	0	2	1	0	0	.300
Apr 21	TENNESSEE	*of	4	2	2	2	0	0	1	0	0	0	1	0	0	0	0	5	0	0	.306
Apr 26	at South Carolina	*of/of	3	0	0	0	0	0	0	0	0	0	0	1	0	1	1	1	0	0	.299
Apr 27	at South Carolina	*of	5	0	1	0	0	0	0	0	1	0	0	0	0	1	1	6	0	0	.295
Apr 28	at South Carolina	*of	3	0	1	0	0	0	0	0	0	0	0	0	0	0	0	2	0	0	.296
May 03	ARKANSAS	*of	2	1	0	0	0	0	0	2	1	0	0	0	0	0	1	1	0	0	.292
May 04	ARKANSAS	*of	3	0	0	0	0	0	0	1	0	0	0	0	0	0	2	3	0	0	.286
May 05	ARKANSAS	*of	4	1	2	0	1	0	0	0	1	0	0	0	0	0	0	2	0	0	.292
May 10	at Florida	*of/of	5	0	0	0	0	0	0	0	0	0	0	0	0	0	1	6	0	0	.282
May 11	at Florida	*of	3	0	0	0	0	0	0	1	0	0	0	0	0	0	1	4	0	0	.276
May 12	at Florida	*of/of	4	2	1	1	0	0	0	1	0	0	0	0	0	0	2	1	0	0	.276
May 16	VANDERBILT	*of	3	0	0	1	0	0	0	0	0	0	1	0	1	0	1	3	0	0	.270
May 17	VANDERBILT	*of	3	0	2	3	0	0	0	0	0	0	2	0	0	0	0	1	0	0	.278
May 18	VANDERBILT	*of	4	0	2	1	0	0	0	0	0	0	0	0	0	0	2	1	0	0	.283
May 22	vs LSU	*of	2	0	0	0	0	0	0	0	0	0	1	0	0	0	2	1	0	0	.280
May 23	vs Arkansas	*of	4	0	1	0	0	0	0	0	0	0	0	0	0	0	1	2	0	0	.279
May 24	vs South Carolina	*of	2	0	1	2	1	0	0	0	0	1	1	1	0	0	0	1	0	0	.282
Totals		48gs	174	37	49	36	9	1	7	14	7	3	10	4	1	3	41	113	1	0	.282

On base pct. .367 • Slugging pct. .466

2024 Kentucky Baseball Individual Game-by-Game for Kentucky (as of May 24, 2024)

#1 Patrick Herrera - 25 games (All games)

Date	Opponent	Pos	AB	R	H	RBI	2B	3B	HR	BB	SB	CS	HBP	SAC	SF	GDP	K	PO	A	E	Avg	
Feb 18	at USC Upstate	*dh	4	0	1	1	0	0	0	0	0	0	0	0	0	0	2	0	0	0	.250	
Feb 20	MOREHEAD STATE	ph/dh	0	1	0	1	0	0	0	0	0	0	1	0	0	0	0	0	0	0	.250	
Feb 23	vs WASHINGTON STA	*of/of	0	1	0	1	0	0	0	2	0	1	1	0	1	0	0	0	1	0	.250	
Feb 24	vs TEXAS STATE	*of	4	2	0	0	0	0	1	0	0	0	0	0	0	0	2	2	0	0	.125	
Feb 25	vs KANSAS	*of	5	1	1	3	0	1	0	0	0	0	0	0	0	0	0	1	0	0	.154	
Feb 27	WESTERN KENTUCK	*of	1	0	0	1	0	0	0	1	1	0	2	0	0	0	0	2	0	0	.143	
Mar 01	LIPSCOMB	*of	5	2	2	0	1	0	0	0	0	0	0	0	0	0	1	3	1	0	.211	
Mar 02	LIPSCOMB	*of	3	2	1	0	1	0	0	0	0	0	1	0	0	0	0	2	0	0	.227	
Mar 03	LIPSCOMB	*of	3	1	3	1	1	0	0	0	0	0	1	1	0	0	0	1	0	0	.320	
Mar 05	EASTERN KENTUCKY	*of	1	1	1	1	0	0	0	3	0	0	0	0	0	0	0	1	0	0	.346	
Mar 06	at Eastern Kentucky	*of/of	3	0	0	0	0	0	0	1	0	0	1	0	0	0	2	1	0	0	.310	
Mar 08	KENNESAW STATE	*of	4	0	1	0	0	0	0	0	0	0	0	0	0	0	2	1	0	0	.303	
Mar 09	KENNESAW STATE	*of	2	0	1	0	0	0	0	0	0	0	0	0	0	0	1	3	0	0	.314	
Mar 10	KENNESAW STATE	*of	2	1	1	1	0	0	0	1	0	0	0	0	0	0	0	0	0	0	.324	
Mar 15	GEORGIA	*of	3	1	0	0	0	0	0	0	0	0	0	0	0	0	2	0	0	0	.300	
Mar 24	at Missouri	*of	0	0	0	0	0	0	0	0	0	0	0	0	0	0	0	0	0	0	.300	
Mar 26	MIAMI UNIVERSITY	*of	0	2	0	1	0	0	0	4	0	0	2	0	0	0	0	0	0	0	.300	
Mar 30	at Ole Miss	*of	2	0	1	0	0	0	0	0	0	0	0	0	0	0	1	1	0	0	.310	
Apr 21	TENNESSEE	ph/of	2	0	1	0	0	0	0	0	0	0	0	0	0	0	1	0	0	0	.318	
Apr 26	at South Carolina	ph/of	1	0	0	1	0	0	0	0	0	0	0	1	0	0	1	0	0	0	.311	
May 03	ARKANSAS	*of	2	0	0	0	0	0	0	0	0	0	0	1	0	0	1	3	0	0	.298	
May 11	at Florida	*3b	2	0	0	0	0	0	0	1	0	0	0	0	0	0	0	1	2	0	.286	
May 12	at Florida	*3b	3	0	2	4	1	0	0	1	0	1	1	0	0	0	1	0	3	0	.308	
May 18	VANDERBILT	ph/of	2	0	1	0	0	0	0	0	0	0	0	0	0	0	1	1	0	0	.315	
May 24	vs South Carolina	ph	1	0	0	0	0	0	0	0	0	0	0	0	0	0	1	0	0	0	.309	
Totals			19gs	55	15	17	16	4	1	0	15	1	2	10	3	1	0	19	23	7	0	.309

On base pct. .519 • Slugging pct. .418

#6 Reuben Church - 21 games (All games)

Date	Opponent	Pos	AB	R	H	RBI	2B	3B	HR	BB	SB	CS	HBP	SAC	SF	GDP	K	PO	A	E	Avg
Feb 16	at USC Upstate	*dh	5	1	1	1	1	0	0	0	0	0	0	0	0	0	2	0	0	0	.200
Feb 17	at USC Upstate	*dh	3	0	0	0	0	0	0	0	0	0	0	0	0	0	2	0	0	0	.125
Feb 23	vs WASHINGTON STA	3b	0	0	0	0	0	0	0	0	0	0	0	0	0	0	0	0	0	0	.125
Feb 24	vs TEXAS STATE	*1b	3	0	0	0	0	0	0	0	0	0	2	0	0	0	2	11	0	0	.091
Mar 01	LIPSCOMB	ph	0	0	0	0	0	0	0	1	0	0	0	0	0	0	0	0	0	0	.091
Mar 02	LIPSCOMB	3b	0	0	0	0	0	0	0	0	0	0	0	0	0	0	0	0	0	0	.091
Mar 03	LIPSCOMB	3b	0	0	0	0	0	0	0	0	0	0	0	0	0	0	0	0	0	0	.091
Mar 05	EASTERN KENTUCKY	ph	0	1	0	0	0	0	0	0	0	0	1	0	0	0	0	0	0	0	.091
Mar 06	at Eastern Kentucky	3b	1	0	1	2	1	0	0	0	0	0	0	0	0	0	0	0	0	0	.167
Mar 09	KENNESAW STATE	ph	0	0	0	0	0	0	0	1	0	0	0	0	0	0	0	0	0	0	.167
Mar 12	MURRAY STATE	*3b	3	0	0	0	0	0	0	0	0	0	1	0	0	0	0	0	1	0	.133
Mar 15	GEORGIA	*3b	3	1	1	1	1	0	0	1	0	0	0	0	0	0	1	0	1	0	.167
Mar 16	GEORGIA	*3b	2	1	0	0	0	0	0	0	0	0	1	0	0	0	1	0	0	0	.150
Mar 19	EVANSVILLE	*3b	2	1	1	0	0	0	0	1	0	0	1	0	0	0	0	0	1	0	.182
Mar 22	at Missouri	3b	1	1	1	1	0	0	0	0	0	0	0	0	0	0	0	0	1	0	.217
Mar 23	at Missouri	ph	1	0	0	0	0	0	0	0	0	0	0	0	0	0	1	0	0	0	.208
Mar 31	at Ole Miss	ph	1	0	0	0	0	0	0	0	0	0	0	0	0	0	1	0	0	0	.200
Apr 07	ALABAMA	ph/3b	1	0	0	0	0	0	0	0	0	0	0	0	0	0	0	0	0	0	.192
Apr 21	TENNESSEE	dh	1	0	0	0	0	0	0	0	0	0	0	0	0	0	0	0	0	0	.185
May 03	ARKANSAS	*dh	3	0	1	0	0	0	0	0	0	0	0	0	0	0	2	0	0	0	.200
May 10	at Florida	*3b	3	0	0	0	0	0	0	0	0	0	0	0	0	0	2	0	2	1	.182
Totals			9gs	33	6	6	5	3	0	4	0	0	6	0	0	0	14	11	6	1	.182

On base pct. .372 • Slugging pct. .273

#24 Ryan Hagenow - 2 games (All games)

Date	Opponent	Pos	AB	R	H	RBI	2B	3B	HR	BB	SB	CS	HBP	SAC	SF	GDP	K	PO	A	E	Avg
May 17	VANDERBILT	p	0	0	0	0	0	0	0	0	0	0	0	0	0	0	0	1	1	0	.000
May 23	vs Arkansas	p	0	0	0	0	0	0	0	0	0	0	0	0	0	0	0	1	0	0	.000
Totals			0gs	0	0	0	0	0	0	0	0	0	0	0	0	0	0	2	1	0	.000

On base pct. .000 • Slugging pct. .000

2024 Kentucky Baseball Individual Game-by-Game for Kentucky (as of May 24, 2024)

#24 Ryan Hagenow - 11 appearances (All games)

Date	Opponent	GS	IP	H	R	ER	BB	SO	2B	3B	HR	WP	BK	HBP	IBB	Score	W-L	Sv	ERA	NP
Feb 17	at USC Upstate		3.0	1	0	0	1	1	0	0	0	0	0	2	0	3-0	0-0	0	0.00	43
Feb 24	vs TEXAS STATE		2.0	1	0	0	0	1	0	0	0	0	0	1	0	11-5	0-0	0	0.00	27
Apr 09	at Samford		1.0	0	0	0	0	2	0	0	0	0	0	0	0	7-9	0-0	0	0.00	12
Apr 13	at Auburn		1.0	0	0	0	0	1	0	0	0	0	0	0	0	13-8	0-0	0	0.00	11
Apr 20	TENNESSEE		1.1	3	0	0	0	1	0	0	0	0	0	1	0	4-9	0-0	0	0.00	29
Apr 27	at South Carolina		0.2	0	0	0	1	1	0	0	0	0	0	0	0	15-13	0-0	1	0.00	15
May 04	ARKANSAS		2.0	1	1	1	2	3	0	0	0	1	0	0	0	11-3	0-0	1	0.82	43
May 10	at Florida		0.2	1	0	0	0	0	0	0	0	0	0	0	0	12-11	0-0	2	0.77	14
May 12	at Florida		0.2	1	2	2	1	1	0	0	0	0	0	1	0	7-5	1-0	2	2.19	20
May 17	VANDERBILT		2.0	2	0	0	0	2	0	0	0	0	0	0	0	17-7	2-0	2	1.88	33
May 23	vs Arkansas		2.0	2	1	1	2	0	1	0	1	1	0	0	0	9-6	2-0	2	2.20	49
Totals		0	16.1	12	4	4	7	13	1	0	1	2	0	5	0	109-76	2-0	2	2.20	-

#29 Robert Hogan - 3 games (All games)

Date	Opponent	Pos	AB	R	H	RBI	2B	3B	HR	BB	SB	CS	HBP	SAC	SF	GDP	K	PO	A	E	Avg
Mar 06	at Eastern Kentucky	p	0	0	0	0	0	0	0	0	0	0	0	0	0	0	0	1	0	0	.000
May 12	at Florida	p	0	0	0	0	0	0	0	0	0	0	0	0	0	0	0	0	1	0	.000
May 16	VANDERBILT	p	0	0	0	0	0	0	0	0	0	0	0	0	0	0	0	1	0	0	.000
Totals		ogs	0	0	0	0	0	0	0	0	0	0	0	0	0	0	0	2	1	0	.000

On base pct. .000 • Slugging pct. .000

#29 Robert Hogan - 20 appearances (All games)

Date	Opponent	GS	IP	H	R	ER	BB	SO	2B	3B	HR	WP	BK	HBP	IBB	Score	W-L	Sv	ERA	NP
Feb 27	WESTERN KENTUCK		1.0	0	0	0	1	1	0	0	0	0	0	0	0	5-0	0-0	0	0.00	12
Mar 02	LIPSCOMB		1.0	0	0	0	0	0	0	0	0	0	0	0	0	16-1	0-0	0	0.00	7
Mar 06	at Eastern Kentucky		3.0	0	0	0	0	2	0	0	0	0	0	0	0	5-2	0-0	0	0.00	42
Mar 09	KENNESAW STATE		1.0	0	0	0	0	0	0	0	0	0	0	0	0	2-10	0-0	0	0.00	8
Mar 12	MURRAY STATE		2.0	1	0	0	1	2	0	0	0	0	0	0	0	10-6	0-0	0	0.00	28
Mar 15	GEORGIA		0.0	0	2	1	1	0	0	0	0	0	0	1	0	16-10	0-0	0	1.12	13
Mar 19	EVANSVILLE		1.0	0	0	0	0	1	0	0	0	0	0	0	0	11-3	0-0	0	1.00	7
Mar 23	at Missouri		1.0	0	0	0	1	1	0	0	0	0	0	0	0	1-2	0-0	0	0.90	18
Mar 26	MIAMI UNIVERSITY		2.0	1	2	2	0	1	0	0	1	0	0	1	0	9-5	0-0	0	2.25	17
Mar 30	at Ole Miss		0.1	0	0	0	2	0	0	0	0	0	0	0	0	17-9	0-0	0	2.19	13
Apr 09	at Samford		2.1	1	1	1	1	3	0	0	0	0	0	0	0	7-9	0-0	0	2.45	33
Apr 13	at Auburn		3.0	1	0	0	2	2	0	0	0	0	0	1	0	13-8	1-0	0	2.04	36
Apr 20	TENNESSEE		3.2	3	3	2	1	4	0	0	2	1	0	1	0	4-9	1-0	0	2.53	66
Apr 27	at South Carolina		2.0	3	3	3	1	1	0	0	1	1	0	0	0	15-13	1-0	0	3.47	38
May 04	ARKANSAS		0.2	0	0	0	0	2	0	0	0	0	0	0	0	11-3	1-0	0	3.38	9
May 05	ARKANSAS		1.0	1	0	0	0	2	0	0	0	0	0	0	0	7-4	1-0	0	3.24	22
May 10	at Florida		1.0	1	1	0	1	1	0	0	0	1	0	0	1	12-11	1-0	0	3.12	17
May 12	at Florida		1.2	3	1	1	0	0	0	0	1	0	0	0	0	7-5	1-0	0	3.25	15
May 16	VANDERBILT		2.0	2	1	1	1	3	0	0	0	0	0	0	0	10-5	1-0	0	3.34	35
May 22	vs LSU		3.0	1	0	0	1	5	0	0	0	0	0	0	0	0-11	1-0	0	3.03	48
Totals		0	32.2	18	14	11	14	31	0	0	5	3	0	4	1	178-126	1-0	0	3.03	-

2024 Kentucky Baseball Individual Game-by-Game for Kentucky (as of May 24, 2024)

#25 Ryan Nicholson - 51 games (All games)

Date	Opponent	Pos	AB	R	H	RBI	2B	3B	HR	BB	SB	CS	HBP	SAC	SF	GDP	K	PO	A	E	Avg
Feb 16	at USC Upstate	*1b	5	0	2	1	1	0	0	0	0	0	0	0	0	0	0	12	0	0	.400
Feb 17	at USC Upstate	*1b	4	0	1	0	0	0	0	1	1	0	0	0	0	0	1	5	0	0	.333
Feb 18	at USC Upstate	*1b	5	0	1	0	0	0	0	0	0	0	0	0	0	0	3	12	1	0	.286
Feb 20	MOREHEAD STATE	*1b	3	0	1	3	1	0	0	2	0	0	0	0	0	0	0	7	0	0	.294
Feb 23	vs WASHINGTON STA	*1b	5	0	0	0	0	0	0	0	0	0	0	0	0	0	3	9	0	0	.227
Feb 25	vs KANSAS	*1b	4	0	0	0	0	0	0	0	0	0	0	0	0	0	1	7	0	0	.192
Mar 01	LIPSCOMB	1b	0	1	0	0	0	0	0	1	0	0	0	0	0	0	0	2	0	0	.192
Mar 02	LIPSCOMB	ph	1	0	1	2	0	0	0	0	0	0	0	0	0	0	0	0	0	0	.222
Mar 03	LIPSCOMB	ph/1b	1	0	1	0	1	0	0	0	0	0	0	0	0	0	0	1	0	0	.250
Mar 06	at Eastern Kentucky	ph	1	0	0	0	0	0	0	0	0	0	0	0	0	0	0	0	0	0	.241
Mar 08	KENNESAW STATE	*1b	3	0	0	0	0	0	0	0	0	0	0	0	0	0	2	10	0	0	.219
Mar 09	KENNESAW STATE	*1b	4	0	0	0	0	0	0	0	0	0	0	0	0	0	0	11	1	0	.194
Mar 10	KENNESAW STATE	*1b	2	0	0	1	0	0	0	1	0	0	0	1	0	0	1	12	2	1	.184
Mar 12	MURRAY STATE	*1b	2	1	1	3	0	0	1	1	0	0	0	1	0	0	0	7	1	0	.200
Mar 15	GEORGIA	*1b	4	0	2	1	0	0	0	1	0	0	0	0	0	0	1	7	0	0	.227
Mar 16	GEORGIA	*1b	4	0	1	2	1	0	0	0	0	0	0	0	0	0	0	7	0	0	.229
Mar 17	GEORGIA	*1b	3	3	2	3	0	0	2	1	0	0	0	0	0	0	1	7	0	0	.255
Mar 19	EVANSVILLE	*1b	4	2	2	0	0	0	0	0	0	0	0	0	0	0	1	9	1	0	.273
Mar 22	at Missouri	*1b	3	1	0	0	0	0	0	1	0	0	1	0	0	0	1	8	0	0	.259
Mar 23	at Missouri	*1b	4	0	1	0	0	0	0	0	1	0	0	0	0	0	0	6	0	0	.258
Mar 24	at Missouri	*1b	3	3	2	1	0	0	1	0	0	0	1	0	0	0	0	5	0	0	.277
Mar 26	MIAMI UNIVERSITY	*1b	4	1	1	1	1	0	0	1	0	0	0	0	0	0	0	8	1	0	.275
Mar 29	at Ole Miss	*1b	4	0	1	0	0	0	0	0	0	0	0	0	0	0	1	10	0	0	.274
Mar 30	at Ole Miss	*1b	3	1	0	1	0	0	0	3	0	0	0	0	0	1	1	9	1	0	.263
Mar 31	at Ole Miss	*1b	3	1	1	3	1	0	0	1	0	0	0	0	0	0	1	9	0	0	.266
Apr 05	ALABAMA	*1b	2	1	0	0	0	0	0	1	0	0	1	0	0	0	1	9	3	1	.259
Apr 06	ALABAMA	*1b	4	0	0	0	0	0	0	0	0	0	0	0	0	0	2	6	0	0	.247
Apr 07	ALABAMA	*1b	5	3	3	5	0	0	2	0	0	0	0	0	0	0	10	0	0	0	.267
Apr 09	at Samford	*1b	2	1	0	0	0	0	0	2	0	0	0	0	0	0	2	5	0	0	.261
Apr 11	at Auburn	*1b	3	1	3	3	0	0	1	1	0	0	0	0	0	0	0	9	0	1	.284
Apr 12	at Auburn	*1b	5	2	2	3	0	0	2	0	0	0	0	0	0	0	0	9	1	0	.290
Apr 13	at Auburn	*1b	5	2	2	1	0	0	1	0	0	0	0	0	0	0	1	4	1	0	.295
Apr 16	at Louisville	*1b	4	1	3	3	0	0	1	2	1	0	0	0	0	0	1	6	0	0	.312
Apr 19	TENNESSEE	*1b	3	1	1	0	0	0	0	0	0	0	1	0	0	0	1	10	0	0	.312
Apr 20	TENNESSEE	*1b	3	0	1	0	0	0	0	1	0	0	0	0	0	0	2	5	0	1	.313
Apr 21	TENNESSEE	*1b	5	1	3	1	0	0	1	0	0	0	0	0	0	0	2	9	0	1	.325
Apr 26	at South Carolina	*1b	4	0	1	2	0	0	0	0	0	0	0	0	0	0	2	9	0	0	.323
Apr 27	at South Carolina	*1b	4	3	2	2	0	0	2	1	0	0	0	0	0	0	0	2	0	1	.328
Apr 28	at South Carolina	*1b	3	0	0	0	0	0	0	0	0	0	0	0	1	0	0	7	0	0	.321
May 03	ARKANSAS	*1b	4	0	0	0	0	0	0	0	0	0	0	0	0	0	3	9	0	0	.311
May 04	ARKANSAS	*1b	5	0	0	0	0	0	0	0	0	0	0	0	0	0	2	7	1	0	.300
May 05	ARKANSAS	*1b	4	0	1	0	0	0	0	0	0	0	0	0	0	0	0	7	0	0	.299
May 10	at Florida	*1b	5	2	2	5	0	0	2	0	0	0	0	0	0	0	1	8	0	0	.302
May 11	at Florida	*1b	4	0	1	0	0	0	0	0	0	0	0	0	0	0	0	3	0	0	.301
May 12	at Florida	*1b	2	1	0	1	0	0	0	2	0	0	0	0	1	0	0	13	0	1	.297
May 16	VANDERBILT	*1b	4	1	0	0	0	0	0	1	0	0	0	0	0	0	3	6	1	0	.289
May 17	VANDERBILT	*1b	3	2	1	3	1	0	0	0	0	0	2	0	0	0	1	1	1	0	.290
May 18	VANDERBILT	*1b	3	2	2	1	1	0	1	0	0	0	1	0	0	0	1	8	0	0	.297
May 22	vs LSU	*1b	3	0	0	0	0	0	0	0	0	0	0	0	0	0	2	7	0	0	.292
May 23	vs Arkansas	*1b	4	1	1	1	0	0	1	0	0	0	0	0	0	0	2	13	2	0	.291
May 24	vs South Carolina	*1b	3	1	1	1	1	0	0	0	0	0	1	0	0	0	1	6	0	0	.291
Totals		47gs	175	40	51	54	9	0	18	25	3	0	7	3	1	2	49	368	18	7	.291

On base pct. .399 • Slugging pct. .651

#51 Trey Pooser - 6 games (All games)

Date	Opponent	Pos	AB	R	H	RBI	2B	3B	HR	BB	SB	CS	HBP	SAC	SF	GDP	K	PO	A	E	Avg
Feb 23	vs WASHINGTON STA	*p	0	0	0	0	0	0	0	0	0	0	0	0	0	0	0	0	0	1	.000
Mar 29	at Ole Miss	p	0	0	0	0	0	0	0	0	0	0	0	0	0	0	0	0	1	1	.000
Apr 05	ALABAMA	*p	0	0	0	0	0	0	0	0	0	0	0	0	0	0	0	2	1	0	.000
May 03	ARKANSAS	*p	0	0	0	0	0	0	0	0	0	0	0	0	0	0	0	0	1	0	.000
May 10	at Florida	*p	0	0	0	0	0	0	0	0	0	0	0	0	0	0	0	0	0	1	.000
May 23	vs Arkansas	*p	0	0	0	0	0	0	0	0	0	0	0	0	0	0	0	1	0	0	.000
Totals		5gs	0	0	0	0	0	0	0	0	0	0	0	0	0	0	0	3	3	3	.000

On base pct. .000 • Slugging pct. .000

2024 Kentucky Baseball Individual Game-by-Game for Kentucky (as of May 24, 2024)

#51 Trey Pooser - 16 appearances (All games)

Date	Opponent	GS	IP	H	R	ER	BB	SO	2B	3B	HR	WP	BK	HBP	IBB	Score	W-L	Sv	ERA	NP
Feb 16	at USC Upstate		4.2	6	5	5	1	4	3	0	2	0	0	0	0	11-7	0-0	0	9.64	75
Feb 23	vs WASHINGTON STA		2.1	2	2	2	3	1	0	0	0	0	0	1	0	4-6	0-0	0	9.00	46
Mar 01	LIPSCOMB		2.0	1	0	0	1	3	0	0	0	0	0	0	0	7-4	1-0	0	7.00	37
Mar 06	at Eastern Kentucky		2.0	0	0	0	0	4	0	0	0	0	0	0	0	5-2	1-0	1	5.73	27
Mar 10	KENNESAW STATE		1.1	2	0	0	0	3	1	0	0	1	0	0	0	5-2	1-0	2	5.11	34
Mar 17	GEORGIA		1.0	0	0	0	0	0	0	0	0	0	0	0	0	12-2	1-0	2	4.72	5
Mar 22	at Missouri	*	6.0	3	1	1	2	7	0	0	1	1	0	0	0	9-4	1-0	2	3.72	94
Mar 29	at Ole Miss	*	5.2	6	3	2	1	5	1	0	1	1	0	0	0	5-3	2-0	2	3.60	82
Apr 05	ALABAMA	*	7.0	6	2	2	1	3	2	0	0	0	0	1	0	6-2	3-0	2	3.38	93
Apr 11	at Auburn	*	3.0	4	4	4	4	3	2	0	0	1	0	0	0	6-5	3-0	2	4.11	62
Apr 19	TENNESSEE	*	6.0	5	3	3	1	4	1	0	1	1	0	0	0	5-3	3-0	2	4.17	99
Apr 26	at South Carolina	*	7.0	4	1	1	3	11	1	0	0	0	0	1	0	5-6	3-0	2	3.75	114
May 03	ARKANSAS	*	5.1	4	3	3	4	4	2	0	0	2	0	0	0	3-10	3-1	2	3.88	100
May 10	at Florida	*	6.0	5	5	4	3	5	0	0	2	0	0	1	0	12-11	3-1	2	4.10	91
May 16	VANDERBILT	*	5.0	4	4	4	2	4	1	0	2	0	0	2	0	10-5	4-1	2	4.34	93
May 23	vs Arkansas	*	5.0	3	0	0	1	3	0	0	0	0	0	0	0	9-6	5-1	2	4.02	76
Totals		10	69.1	55	33	31	27	64	14	0	9	7	0	6	0	114-78	5-1	2	4.02	-

#33 Travis Smith - 6 games (All games)

Date	Opponent	Pos	AB	R	H	RBI	2B	3B	HR	BB	SB	CS	HBP	SAC	SF	GDP	K	PO	A	E	Avg
Feb 16	at USC Upstate	*p	0	0	0	0	0	0	0	0	0	0	0	0	0	0	0	0	1	0	.000
Feb 23	vs WASHINGTON STA	*p	0	0	0	0	0	0	0	0	0	0	0	0	0	0	0	0	1	0	.000
Mar 01	LIPSCOMB	*p	0	0	0	0	0	0	0	0	0	0	0	0	0	0	0	0	0	1	.000
Mar 08	KENNESAW STATE	*p	0	0	0	0	0	0	0	0	0	0	0	0	0	0	0	0	1	1	.000
Mar 29	at Ole Miss	p	0	0	0	0	0	0	0	0	0	0	0	0	0	0	0	0	1	0	.000
May 04	ARKANSAS	p	0	0	0	0	0	0	0	0	0	0	0	0	0	0	0	0	0	1	.000
Totals		4gs	0	0	0	0	0	0	0	0	0	0	0	0	0	0	0	0	4	3	.000

On base pct. .000 • Slugging pct. .000

#33 Travis Smith - 12 appearances (All games)

Date	Opponent	GS	IP	H	R	ER	BB	SO	2B	3B	HR	WP	BK	HBP	IBB	Score	W-L	Sv	ERA	NP
Feb 16	at USC Upstate	*	4.0	5	2	2	4	1	0	0	0	1	0	0	0	11-7	1-0	0	4.50	74
Feb 23	vs WASHINGTON STA	*	5.0	6	4	3	3	5	0	1	0	0	0	1	0	4-6	1-1	0	5.00	83
Mar 01	LIPSCOMB	*	3.2	5	4	4	3	4	0	0	1	0	0	0	0	7-4	1-1	0	6.39	73
Mar 08	KENNESAW STATE	*	7.0	4	5	4	2	7	2	0	0	1	0	0	0	1-13	1-2	0	5.95	104
Mar 15	GEORGIA	*	5.0	5	5	5	4	3	1	0	2	1	0	2	1	16-10	1-2	0	6.57	108
Mar 29	at Ole Miss		2.0	1	0	0	2	1	0	0	0	0	0	0	0	5-3	1-2	0	6.08	35
Apr 05	ALABAMA		2.0	1	0	0	0	2	1	0	0	0	0	0	0	6-2	1-2	0	5.65	21
Apr 11	at Auburn		3.0	2	1	1	1	3	1	0	0	0	0	0	0	6-5	2-2	0	5.40	49
Apr 19	TENNESSEE		2.0	1	0	0	0	3	0	0	0	0	0	1	0	5-3	3-2	0	5.08	24
Apr 21	TENNESSEE		1.0	4	5	5	1	1	0	0	2	0	0	0	0	11-13	3-3	0	6.23	40
May 04	ARKANSAS		1.0	2	0	0	0	0	0	0	0	0	0	0	0	11-3	3-3	0	6.06	19
May 22	vs LSU	*	1.0	2	2	2	2	1	1	0	1	0	0	1	0	0-11	3-4	0	6.38	31
Totals		6	36.2	38	28	26	22	31	6	1	6	3	0	5	1	83-80	3-4	0	6.38	-

2024 Kentucky Baseball
Individual Game-by-Game for Kentucky (as of May 24, 2024)

#21 Ryan Waldschmidt - 51 games (All games)

Date	Opponent	Pos	AB	R	H	RBI	2B	3B	HR	BB	SB	CS	HBP	SAC	SF	GDP	K	PO	A	E	Avg
Feb 17	at USC Upstate	ph/dh	1	0	0	0	0	0	0	0	0	0	0	0	0	0	0	0	0	0	.000
Feb 20	MOREHEAD STATE	ph/dh	1	0	0	0	0	0	0	0	0	0	0	0	0	0	1	0	0	0	.000
Feb 23	vs WASHINGTON STA	ph	0	0	0	0	0	0	0	1	0	0	0	0	0	0	0	0	0	0	.000
Feb 24	vs TEXAS STATE	*dh	1	2	0	0	0	0	2	1	1	2	0	0	0	0	0	0	0	0	.000
Feb 25	vs KANSAS	*dh	4	1	1	1	0	0	0	1	0	1	0	0	0	0	0	0	0	0	.143
Feb 27	WESTERN KENTUCK	*dh	3	2	1	0	0	0	1	0	0	0	0	0	0	0	0	0	0	0	.200
Mar 01	LIPSCOMB	*dh	3	0	1	1	1	0	0	1	1	0	1	0	0	0	0	0	0	0	.231
Mar 02	LIPSCOMB	*dh	3	3	1	2	1	0	0	2	0	0	0	0	0	0	0	0	0	0	.250
Mar 03	LIPSCOMB	*dh	5	2	3	3	1	0	1	0	0	0	0	0	0	0	1	0	0	0	.333
Mar 05	EASTERN KENTUCKY	*dh	3	1	1	0	0	0	0	1	0	0	1	0	0	0	0	0	0	0	.333
Mar 06	at Eastern Kentucky	*dh	3	2	0	0	0	0	0	1	0	0	1	0	0	0	1	0	0	0	.296
Mar 08	KENNESAW STATE	*of	4	0	2	0	0	0	0	0	1	0	0	0	0	0	1	1	0	1	.323
Mar 09	KENNESAW STATE	*of	4	0	0	0	0	0	0	0	0	0	0	0	0	0	1	1	0	0	.286
Mar 12	MURRAY STATE	*of	4	2	1	1	0	0	0	0	0	0	0	0	1	0	1	5	0	0	.282
Mar 15	GEORGIA	*of	4	3	3	2	2	0	0	1	0	0	0	0	0	0	1	7	0	0	.326
Mar 16	GEORGIA	*of	4	3	3	1	0	0	1	1	1	0	0	0	0	0	0	2	0	0	.362
Mar 17	GEORGIA	*of	3	0	0	1	0	0	0	0	0	0	0	0	1	0	2	4	0	0	.340
Mar 19	EVANSVILLE	*of	3	1	0	0	0	0	0	1	1	0	1	0	0	0	0	0	0	0	.321
Mar 22	at Missouri	*of	4	1	1	0	0	0	0	1	1	0	1	0	0	0	0	3	0	0	.316
Mar 23	at Missouri	*of	3	0	0	0	0	0	0	1	1	0	0	0	0	0	0	3	0	0	.300
Mar 24	at Missouri	*of	3	0	1	0	0	0	0	1	1	0	0	0	0	0	1	2	0	1	.302
Mar 26	MIAMI UNIVERSITY	ph	0	0	0	0	0	0	0	1	0	0	0	0	0	0	0	0	0	0	.302
Mar 29	at Ole Miss	*of	3	1	1	0	0	0	0	1	0	1	1	0	0	0	1	1	0	0	.303
Mar 30	at Ole Miss	*of	5	1	1	1	0	0	0	1	2	1	1	0	0	0	0	3	0	0	.296
Mar 31	at Ole Miss	*of	4	3	2	0	1	0	0	1	1	0	0	0	0	0	0	3	0	0	.307
Apr 05	ALABAMA	*of	5	0	0	0	0	0	0	0	0	0	0	0	0	0	2	4	0	0	.287
Apr 06	ALABAMA	*of	4	2	2	2	0	0	1	0	1	0	0	0	0	0	1	4	0	0	.298
Apr 07	ALABAMA	*of	3	0	2	1	0	0	0	2	1	0	0	0	0	0	0	2	0	0	.310
Apr 09	at Samford	*of	5	1	1	0	0	0	0	0	0	0	0	0	0	0	2	0	0	0	.304
Apr 11	at Auburn	*of	4	0	1	0	0	0	0	1	0	1	0	0	0	0	1	0	0	0	.302
Apr 12	at Auburn	*of	5	1	3	2	0	0	1	0	0	0	0	0	0	0	2	1	0	0	.317
Apr 13	at Auburn	*of	3	2	2	1	1	0	0	3	0	1	0	0	0	0	0	4	0	0	.327
Apr 16	at Louisville	*of	5	4	3	6	1	0	2	1	0	0	1	0	0	0	1	6	0	1	.339
Apr 19	TENNESSEE	*of	4	1	2	2	1	0	1	0	0	0	0	0	0	0	0	3	0	0	.345
Apr 20	TENNESSEE	*of	4	2	3	1	0	0	1	0	0	1	0	0	0	0	1	1	0	0	.359
Apr 21	TENNESSEE	*of	5	0	2	2	1	0	0	0	1	0	0	0	0	0	1	1	0	0	.361
Apr 26	at South Carolina	*of	4	2	2	1	0	0	1	1	2	0	0	0	0	0	2	2	0	0	.365
Apr 27	at South Carolina	*of	6	4	4	1	1	0	0	0	2	0	0	0	0	0	0	1	0	0	.379
Apr 28	at South Carolina	*of	3	0	0	0	0	0	0	0	0	0	0	0	0	0	1	0	0	0	.370
May 03	ARKANSAS	*of	5	0	1	1	1	0	0	0	0	0	0	0	0	0	2	3	0	0	.364
May 04	ARKANSAS	*of	3	2	1	0	0	0	0	1	0	0	1	0	0	0	0	3	0	0	.364
May 05	ARKANSAS	*of	5	1	1	0	1	0	0	0	0	0	0	0	0	0	1	2	0	0	.358
May 10	at Florida	*of	6	1	3	0	1	0	0	0	1	1	0	0	0	0	2	0	0	0	.364
May 11	at Florida	*of	3	1	0	0	0	0	0	0	0	0	1	0	0	1	1	1	0	0	.357
May 12	at Florida	*of	4	0	1	1	0	0	0	0	1	0	2	0	0	0	0	1	0	0	.354
May 16	VANDERBILT	*of	4	3	3	3	1	0	1	1	1	0	0	0	0	0	0	0	0	0	.364
May 17	VANDERBILT	*of	4	4	4	2	1	0	1	0	2	0	1	0	0	0	0	2	0	0	.379
May 18	VANDERBILT	*of	4	0	0	0	0	0	0	1	0	0	0	0	0	0	0	2	1	0	.370
May 22	vs LSU	*of	3	0	0	0	0	0	0	1	0	0	0	0	0	0	2	5	0	0	.364
May 23	vs Arkansas	*of	4	3	2	3	0	0	2	1	0	0	0	0	0	0	1	0	0	0	.367
May 24	vs South Carolina	*of	5	0	0	0	0	0	0	0	0	0	0	0	0	0	1	1	0	0	.357
Totals		47gs	185	62	66	42	16	0	13	33	23	7	16	0	2	1	37	81	0	3	.357

On base pct. .487 • Slugging pct. .654

#40 Zach Hise - 6 appearances (All games)

Date	Opponent	GS	IP	H	R	ER	BB	SO	2B	3B	HR	WP	BK	HBP	IBB	Score	W-L	Sv	ERA	NP
Feb 20	MOREHEAD STATE		0.0	0	2	2	0	0	0	0	0	0	0	2	0	9-5	0-0	0	9.99	3
Mar 05	EASTERN KENTUCKY		1.0	0	0	0	1	1	0	0	0	0	0	0	0	10-0	0-0	0	18.00	15
Mar 09	KENNESAW STATE		1.0	0	0	0	0	0	0	0	0	0	0	0	0	2-10	0-0	0	9.00	13
Mar 26	MIAMI UNIVERSITY		1.0	3	3	2	1	1	0	0	0	1	0	0	0	9-5	0-0	0	12.00	28
May 11	at Florida		0.1	0	0	0	0	1	0	0	0	0	0	1	0	1-10	0-0	0	10.80	10
May 18	VANDERBILT		1.0	1	2	2	1	0	0	0	0	0	0	1	0	4-12	0-0	0	12.46	29
Totals		0	4.1	4	7	6	3	3	0	0	0	1	0	4	0	35-42	0-0	0	12.46	-

TRACKING KENTUCKY'S RECORD BOOKS

RECORD CHASING / CAREER

Several players are making their way onto and up the career charts:

Fewest Hits/9 Innings

(Min. 75 Innings)

1.	Jeff Keener	1980-81	5.11
2.	Zack Thompson	2017-19	6.09
3.	Mason Hazelwood	2018-22	6.91
4.	Ryan Hagenow	2021-24	7.08
5.	Mason Moore	2022-24	7.42
	Tim Brandenburg	1979-80	7.42
7.	Chris Carroll	1982-85	7.43
8.	Dustin Beggs	2015-16	7.48
9.	David Voit	1986-88	7.57
10.	Justin Lewis	2016-18	7.65

Strikeouts/9 Innings

(Min. 50 Innings)

1.	Tyler Guilfoil	2022	14.12
2.	Carson Coleman	2018-20	13.58
3.	Jackson Nove	2022-24	12.52
4.	Zack Thompson	2017-19	12.26
5.	Trevor Gott	2011-13	11.70
6.	Braden Kapteyn	2009-11	11.43
7.	Brian Reed	1991-94	11.09
8.	Austin Strickland	2021-23	10.90
10.	Ryan Hagenow	2021-24	10.88
	James Paxton	2007-09	10.88

Win-Loss Percentage

1.	Greg Dombrowski	2005-08	.821
2.	Jeff Keener	1980-81	.800
3.	Mason Moore	2022-24	.765
4.	Zack Thompson	2017-19	.762
5.	Dustin Beggs	2015-16	.727
6.	Lorhn Frazier	1990-93	.719
7.	Dylan Dwyer	2013-16	.714
8.	Sean Hjelle	2016-18	.688
9.	Chandler Shepherd	2012-14	.684
10.	Justin Lewis	2016-18	.682
	Daniel Harper	2018-22	.682

Stolen Bases

1.	Chad Green	1994-96	126
2.	Andy Green	1997-2000	81
3.	Paul Blandford	1995-96	66
	Terry Shumpert	1985-87	66
5.	Beau Moore	1998-01	56
6.	Chris Bisson	2008-10	48
	Austin Cousino	2012-14	48
8.	Anthony Morrow	1989-90	47
9.	Emilien Pitre	2022-24	44
	Jeff Michael	1990-93	42
	John Shelby	2004-06	42
12.	Ryan Waldschmidt	2023-24	40

MILESTONE TRACKER

Kentucky has numerous players bearing down or just reached on personal career milestone markers, including:

200 HITS

GRANT SMITH - 223
RYAN NICHOLSON - 220
MITCHELL DALY - 205

150 HITS

NICK LOPEZ - 174
TY CRITTENBERGER - 144

100 HITS

EMILIEN PITRE - 135
DEVIN BURKES - 124

200 STRIKEOUTS

DOMINIC NIMAN - 247
TREY POOSER - 240

50 STOLEN BASES

RYAN WALDSCHMIDT - 58 (40 AT UK)
EMILIEN PITRE - 44 (ALL IN UK JERSEY, 9TH ALL-TIME AT UK)
TY CRITTENBERGER - 38



RYAN
HAGENOW

SINGLE-GAME RECORDS (2007-)

BATTING

Hits

6	JT Riddle	2/23/2013	Niagara
5	Nick Lopez	3/12/2024	Murray State
5	Jase Felker	3/27/2022	Georgia
5	Riley Mahan	4/21/2017	LSU
5	Zac Zellers	6/1/2012	Kent State
5	Mike Brown	3/4/2007	Milwaukee

Runs Scored

5	Chase Estep	3/27/2022	Georgia
5	Ryan Johnson	4/23/2019	at WKU
5	Evan White	3/20/2016	at Georgia
5	Mike Brown	3/4/2007	Milwaukee

RBI

8	Luke Becker	3/12/2017	Miami (OH)
7	Devin Burkes	2/26/23	Wright State
7	JaVon Shelby	3/20/2016	at Georgia
6	Mitchell Daly	2/24/2024	vs. Texas St.
6	Nolan McCarthy	3/30/2024	at Ole Miss
6	Ryan Waldschmidt	4/16/2024	at Louisville
6 others			

Doubles

3	Many times
---	------------

Triples

2	Jackson Gray	3/4/2023	Indiana State
2	Matt McKinney	3/24/2007	LSU

Home Runs

3	T.J. Collett	4/25/2021	Alabama
3	Ryan Johnson	4/23/2019	at WKU

Stolen Bases

5	Jaren Shelby	2/26/2019	EKU*
(*Kentucky Proud Park opening game)			
4	Storm Wilson	2/14/2015	Richmond

Total Bases

13	Ryan Johnson	4/23/2019	at WKU
13	Tristan Pompey	2/21/2016	Dayton
13	Lance Ray	5/11/2010	at Indiana
12	T.J. Collett	4/25/2021	Alabama

Hit By Pitch

3	Eight times
---	-------------

PITCHING

Innings

9.2	Zack Brown	4/22/2016	Arkansas
-----	------------	-----------	----------

Strikeouts

13	Zack Thompson (L)	3/29/2019	Georgia
13	Sean Hjelle (R)	2/23/2018	Oakland
13	Alex Meyer (R)	3/12/2011	Niagara
13	Alex Meyer (R)	2/20/2011	Miami (OH)
12	Zack Lee (R)	5/7/2023	South Carolina
12	Mason Hazelwood (L)	3/13/2021	Georgia St.
12	Dustin Beggs (R)	5/2/2015	Vanderbilt
12	Corey Littrell (L)	3/31/2013	Georgia
12	Jerad Grundy (L)	3/2/2013	Akron

Walks Issued

9	Zach Haake	3/31/2018	at Alabama
---	------------	-----------	------------

Hits Allowed

15	Jerad Grundy	3/31/2013	Georgia
15	Aaron Tennyson	4/28/2006	Vanderbilt
14	Dustin Beggs	5/13/2016	Ole Miss

Runs Allowed

11	Grant Macciocchi	3/16/2019	at LSU
11	Justin Lewis	3/17/2018	at Arkansas

Most Hit Batters

4	Six times
---	-----------

TEAM

Runs Scored

27	vs. UT-Martin	3/10/2007
26	vs. Ball State	3/8/2014
24	vs. Ball State	3/7/2014
22	at Mississippi State	4/19/2009
21	Five times	

At-Bats

77	vs. Kent State (NCAA)	6/1/2012
----	-----------------------	----------

Hits

24	vs. Dayton	4/4/2012
22	at Missouri	4/14/2022

Doubles

8	vs. Tennessee-Martin	3/10/2007
8	vs. Georgia	5/25/2006

Triples

3	at Furman	2/17/2007
---	-----------	-----------

Home Runs

7	Three times
---	-------------

Walks

15	vs. Tennessee-Martin	3/10/2007
14	vs. Miami University	3/26/2024

Hit By Pitch

10	vs. Monmouth	3/6/2010
9	vs. Indiana	6/4/2023

Stolen Bases

8	at Auburn	4/2/2010
7	at South Carolina	4/27/2024
7	at USC Upstate	2/17/2024
7	vs. Mississippi State	3/18/2023

Runs Allowed

20	at Indiana	3/15/2022
19	at Florida	5/21/2011
19	at Texas Tech	4/16/2019

Strikeouts

26	vs. Kent State (NCAA)	6/1/2012
----	-----------------------	----------

Strikeouts (9 inning game)

19	vs. Georgia State	3/13/2021
----	-------------------	-----------

Walks Allowed

13	Three times
----	-------------

Home Runs Allowed

7	vs. Tennessee Tech	4/22/2014
---	--------------------	-----------

Errors

6	vs. Murray State	3/15/2010
---	------------------	-----------

SINGLE-GAME RECORDS, PLAYER (MINGIONE ERA)

RUNS SCORED

5	Chase Estep	vs. Georgia	3/27/22
	Ryan Johnson	at Western Kentucky	4/23/19
4	13 times		

HITS

5	NICK LOPEZ	VS. MURRAY STATE	3/12/24
	Jase Felker	vs. Georgia	3/27/22
	Riley Mahan	vs. LSU	4/21/17

RBI

8	Luke Becker	vs. Miami (Ohio)	3/12/17
7	Devin Burkes	vs. Wright State	2/26/23
6	6 times		

DOUBLES

3	Devin Burkes	vs. Wright State	2/26/23
	Alex Rodriguez	at Western Carolina	4/11/18
	Troy Squires	vs. Eastern Kentucky	3/6/18
	Tristan Pompey	vs. Evansville	2/18/18

HOME RUNS

3	T.J. Collett	vs. Alabama	4/25/21
	Ryan Johnson	at Western Kentucky	4/23/19

TOTAL BASES

13	Ryan Johnson	at Western Kentucky	4/23/19
12	T.J. Collett	vs. Alabama	4/25/21

HIT BY PITCH

3	5 times		
---	---------	--	--

STOLEN BASES

5	Jaren Shelby	vs. Eastern Kentucky	2/26/19
3	Eight times		

HITS ALLOWED

13	Justin Lewis	at Arkansas	3/17/18
12	Cole Stupp	vs. LSU	4/9/21
11	Jimmy Ramsey	at Florida	4/26/19
	Sean Hjelle	vs. LSU	5/25/17
	Sean Hjelle	at North Carolina	2/17/17

RUNS ALLOWED

11	Grant Macciocchi	at LSU	3/16/18
	Justin Lewis	at Arkansas	3/17/18
10	Zach Haake	vs. South Carolina	4/7/18
	Sean Hjelle	vs. LSU	5/25/17
9	Sean Hjelle	vs. St. Joseph's	2/24/17

STRIKEOUTS

13	Zack Thompson	vs. Georgia	3/29/19
	Sean Hjelle	vs. Oakland	2/23/18
12	Zack Lee	vs. South Carolina	5/7/23
	Mason Hazelwood	vs. Georgia State	3/13/21

HOME RUNS ALLOWED

4	Justin Lewis	at Arkansas	3/17/18
	Zach Logue	at Missouri	4/15/17
3	Seven times		

MISC. RECORD/STREAKS

Most Runs in an Inning: 14, at Southern Illinois, 2023

Overall Winning Streak: 17 (2023)

Single-Season Winning Streak: 17 (2023)

SEC Winning Streak: 11 (2024)

Overall Losing Streak: Five (2021)

SEC Losing Streak: 11 from 2018-19

Home Winning Streak: 16 in 2023

Home Losing Streak: 6 in 2019

Road Winning Streak: 7 in 2023

Road Losing Streak: 7 in 2019

Largest Comeback: 8 vs. Western Michigan in 2022

SINGLE-SEASON RECORDS, PLAYER (MINGIONE ERA)

*Note: 2020 Covid-shortened season not included; Min. 1 AB/Game; 25 innings pitched

BATTING AVERAGE

.373	Evan White	2017
.361	Tristan Pompey	2017
.352	Kole Cottam	2018
	Zach Reks	2017
.349	Ryan Johnson	2019
.369	Nick Lopez	2024
.357	Ryan Waldschmidt	2024

SLUGGING PERCENTAGE

.691	Luke Heyer	2018
.667	Kole Cottam	2018
.637	Evan White	2017
.618	Riley Mahan	2017
.607	T.J. Collett	2021
.654	Ryan Waldschmidt	2024
.585	Nick Lopez	2024

ON-BASE PERCENTAGE

.491	Jackson Gray	2023
.464	Tristan Pompey	2017
.461	Zach Reks	2017
.453	Evan White	2017
.448	Tristan Pompey	2018
.487	Ryan Waldschmidt	2024

RUNS SCORED

70	Tristan Pompey	2017
70	Jackson Gray	2023
62	Ryan Waldschmidt	2024
58	Riley Mahan	2017
57	Chase Estep	2022
55	Devin Burkes	2023
54	Nick Lopez	2024
53	Jase Felker	2023

HITS

96	Tristan Pompey	2017
88	Riley Mahan	2017
86	Zach Reks	2017
79	Evan White	2017
77	Kole Cottam	2018
74	Jackson Gray	2023

DOUBLES

24	Evan White	2017
23	Riley Mahan	2017
20	Tristan Pompey	2018
20	Nick Lopez	2024

TRIPLES

6	Jackson Gray	2023
3	Jase Felker	2023
	Marcus Carson	2017
	Riley Mahan	2017

HOME RUNS

19	Kole Cottam	2018
18	Luke Heyer	2018
18	Ryan Nicholson	2024
16	T.J. Collett	2021
15	Riley Mahan	2017

RBI

71	Hunter Gilliam	2023
67	Riley Mahan	2017
57	Luke Heyer	2018
54	Ryan Nicholson	2024
53	Devin Burkes	2023
50	Emilien Pitre	2024
49	Nick Lopez	2024

WALKS

46	Tristan Pompey	2017
42	Zach Reks	2017
42	Emilien Pitre	2023
41	Emilien Pitre	2024
41	Jackson Gray	2023
40	Chase Estep	2022

STOLEN BASES

24	Emilien Pitre	2024
23	Ryan Waldschmidt	2024
22	Austin Schultz	2021
21	Jase Felker	2023
20	Emilien Pitre	2023
19	Jackson Gray	2023

LOWEST ERA

0.93	Darren Williams (29.0 IP)	2022
1.59	Tyler Guilfoil (51.0 IP)	2022
1.80	Mason Moore (55.0 IP)	2023
1.95	Logan Salow (55.1 IP)	2017
2.13	Mason Hazelwood (25.1 IP)	2021
2.40	Zack Thompson (90.0 IP)	2019

LOWEST OPPONENT AVERAGE

.156	Tyler Guilfoil (51.0 IP)	2022
.164	Chris Machamer (34.0 IP)	2017
.164	Mason Moore (55.0)	2023
.184	Zack Thompson (90.0 IP)	2019

VICTORIES

11	Sean Hjelle	2017
8	Zack Thompson	2017
	Mason Moore	2024
	Dominic Niman	2024
7	3 others	

SAVES

12	Logan Salow	2017
10	Chris Machamer	2018
6	Johnny Hummel	2024
	Tyler Guilfoil	2022
	Sean Harney	2021
5	Carson Coleman	2019

APPEARANCES

31	Logan Salow	2017
30	Cameron O'Brien	2024
28	Daniel Harper	2019
	Cole Daniels	2019
26	Daniel Harper	2022
	Cole Ayers	2019
	Jimmy Ramsey	2018

INNINGS PITCHED

108.2	Sean Hjelle	2017
99.1	Sean Hjelle	2018
91.0	Justin Lewis	2017
90.0	Zack Thompson	2019
87.0	Zach Logue	2017

STRIKEOUTS

130	Zack Thompson	2019
102	Sean Hjelle	2017
96	Zack Thompson	2017
92	Justin Lewis	2018
91	Sean Hjelle	2018