

### 39-13 (22-8 SEC)

#### FEBRUARY

16	AT USC UPSTATE~	W, 11-7
17	AT USC UPSTATE	W, 3-0
18	AT USC UPSTATE~	W, 9-3
20	MOREHEAD STATE	W, 9-5
23	VS. WASHINGTON STATE^*	L, 6-4
24	VS. TEXAS STATE^**	W, 11-5
25	VS. KANSAS^**	W, 8-5
27	WESTERN KENTUCKY	W, 5-0

#### MARCH

1	LIPSCOMB	W, 7-4
2	LIPSCOMB	W, 16-1 (7)
3	LIPSCOMB	W, 9-1
5	EASTERN KENTUCKY	W, 10-0 (7)
6	AT EASTERN KENTUCKY~	W, 5-2
8	KENNESAW STATE	L, 13-1 (8)
9	KENNESAW STATE	L, 10-2
10	KENNESAW STATE	W, 5-2
12	MURRAY STATE	W, 10-6
15	#25 GEORGIA	W, 16-10
16	#25 GEORGIA	W, 9-3
17	#25 GEORGIA	W, 12-2 (7)
19	EVANSVILLE	W, 11-3
22	AT MISSOURI	W, 9-4 (11)
23	AT MISSOURI	L, 2-1
24	AT MISSOURI+	W, 7-6
26	MIAMI UNIVERSITY	W, 9-5
29	AT #22 OLE MISS	W, 5-3
30	AT #22 OLE MISS	W, 17-9
31	AT #22 OLE MISS	W, 15-1 (7)

#### APRIL

2	LOUISVILLE+	PPD
5	#11 ALABAMA	W, 6-2
6	#11 ALABAMA	W, 7-0
7	#11 ALABAMA+	W, 10-1
9	AT SAMFORD	L, 9-7
11	AT AUBURN&	W, 6-5
12	AT AUBURN	W, 9-1
13	AT AUBURN	W, 13-8
16	AT LOUISVILLE^	W, 17-13
19	#2 TENNESSEE	W, 5-3
20	#2 TENNESSEE	L, 9-4
21	#2 TENNESSEE	L, 13-11
26	#19 AT SOUTH CAROLINA	L, 6-5 (10)
27	#19 AT SOUTH CAROLINA+	W, 15-13
28	#19 AT SOUTH CAROLINA+	L, 10-0 (7)

#### MAY

3	#2 ARKANSAS	L, 10-3
4	#2 ARKANSAS	W, 11-3
5	#2 ARKANSAS	W, 7-4
7	AT XAVIER!	CNCLD
10	AT FLORIDA	W, 12-11 (10)
11	AT FLORIDA+	L, 10-1
12	AT FLORIDA+	W, 7-5 (10)
14	WRIGHT STATE	CNCLD
16	VANDERBILT	W, 10-5
17	VANDERBILT	W, 17-7 (7)
18	VANDERBILT+	L, 12-4
22	VS. [11] LSU#+	L, 0-11 (8)
23	VS. [3] ARKANSAS #+	10:30 A.M.

Home and all SEC games on SECN+ unless otherwise noted; \*D1Baseball.com; +SEC Network; &ESPN; ~ESPN+; ^ACC Network; !FloSports

^ Karchach Round Rock Classic (Round Rock, Texas)  
# SEC Tournament (Hoover, Ala.)



### AT THE BALLPARK

**[3] KENTUCKY vs [2] ARKANSAS**  
SEC TOURNAMENT - THIRD ROUND - ELIMINATION GAME  
MAY 23 • 10:30 AM ET / 9:30 CT  
HOOVER MET • HOOVER, ALA.



#### #2 KENTUCKY WILDCATS

2024 RECORD: 39-12 (22-8 SEC)  
COACH: NICK MINGIONE  
OVERALL RECORD: 255-163 (.610) - 8TH YEAR  
AT UK: SAME

#### #5 ARKANSAS RAZORBACKS

2024 RECORD: 43-13 (20-10 SEC)  
COACH: DAVE VAN HORN  
OVERALL RECORD: 1,467-694 (.679) - 36TH YEAR  
AT ARK: 882-454 (.660) - 22ND YEAR

DATE/TIME: MAY 23, 2024 | 10:30 A.M. ET / 9:30 A.M. CT  
LOCATION (FACILITY): HOOVER, ALA. (HOOVER MET)  
RADIO: UK SPORTS NETWORK; UKATHLETICS.COM (630 AM-WLAP LOCALLY)  
TELEVISION: SEC NETWORK

#### NO. 2 KENTUCKY FACES NO. 5 ARKANSAS IN SEC TOURNAMENT ELIMINATION GAME

- KENTUCKY WAS CHAMPIONS OF THE REGULAR SEASON IN THE SEC.
- KENTUCKY WON A SCHOOL-RECORD 22 SEC GAMES AND RECORD 11 SEC ROAD GAMES.
- KENTUCKY WAS THE ONLY SEC TEAM TO SWEEP FOUR SERIES IN 2024.
- KENTUCKY IS 13-5 VS. RANKED TEAMS THIS SEASON AND ITS 21 QUAD 1 WINS ARE THE MOST IN DIVISION I.
- AT 14-1 IN SEC PLAY, KENTUCKY GOT OFF TO THE BEST LEAGUE START IN ITS HISTORY, WON 11 STRAIGHT SEC GAMES FOR THE FIRST TIME AND LED THE SANDINGS BY TWO GAMES AT THE MIDPOINT.
- KENTUCKY GOT OFF TO AT LEAST A 9-1 START FOR THE SECOND STRAIGHT SEASON. NO SEC TEAM HAS ACCOMPLISHED THAT FEAT IN THE PAST 32 SEASONS.
- COACH NICK MINGIONE HAS 255 CAREER WINS, THIRD ON UK'S ALL-TIME LIST. HE HAS THE HIGHEST WINNING PERCENTAGE OF ANY COACH WHO HAS SKIPPED AT LEAST 100 GAMES FOR THE WILDCATS.
- UK IS RANKED 3RD IN THE RPI, AND 2ND IN ALL OF THE MAJOR DIVISION I POOLS
- KENTUCKY'S NO. 2 RANKING IS TIED FOR THE HIGHEST IN ITS HISTORY.
- NATIONALLY, THE CATS RANK: HITS ALLOWED/9 (21), TOTAL SB (19), WHIP (25), OBP (28) AND FIELDING PCT. (26).
- KENTUCKY HAS STOLEN AT LEAST 53 BASES IN EACH OF THE SIX FULL SEASONS MINGIONE HAS BEEN HEAD COACH AND HAS HAD MORE THAN 75 FOUR TIMES AND HAS BEEN SUCCESSFUL MORE THAN 77 PERCENT OF THE TIME.
- KENTUCKY IS 104-OF-132 IN 2024.
- KENTUCKY'S 16 ROAD WINS ARE THE MOST MOST IN PROGRAM HISTORY.
- KENTUCKY'S 11 SEC ROAD WINS ARE THE MOST IN OFFSEASON, BROUGHT IN FORMER MISSISSIPPI STATE PITCHER AND 2013 COLLEGE WORLD SERIES STARTER TREVOR FITTS AS DIRECTOR OF PLAYER DEVELOPMENT AND FORMER UK ALL-AMERICAN LOGAN SALOW AS A GRADUATE MANAGER .
- COUSINO WAS A FORMER ALL-AMERICAN, GOLD GLOVER AND TWO-TIME USA BASEBALL MEMBER WHILE AT KENTUCKY.
- INF NICK LOPEZ HAS 20 DOUBLES TO RANK 2ND IN THE SEC AND HE IS FIFTH IN THE LEAGUE IN BATTING AVERAGE. HE WAS NAMED FIRST-TEAM ALL-SEC.
- JUNIOR OF RYAN WALDSCHMIDT RANKS 4TH IN THE SEC IN OBP AND 3RD IN STEALS. HE'S REACHING BASE HALF THE TIME AND JUST COMPLETED A 12-GAME HIT STREAK.
- WALDSCHMIDT BATTED .405 IN 30 SEC GAMES WITH A 1.212 OPS AND 19 STEALS. HE WAS NAMED SECOND-TEAM ALL-SEC.
- LOPEZ WENT 5-FOR-5 VS. MURRAY STATE TO BECOME THE THIRD PLAYER IN MINGIONE ERA WITH FIVE HITS IN A GAME.
- SENIOR INF RYAN NICHOLSON HAS 17 HOMERS, THE THIRD-MOST OF THE MINGIONE ERA.
- JUNIOR C DEVIN BURKES PICKED UP HIS 100TH CAREER HIT AT OLE MISS, JUNIOR IF EMILEN PITRE ALSO PICKED UP HIS 100TH, SENIOR NICK LOPEZ GRABBED HIS 150TH AT AUBURN AND SENIOR RYAN NICHOLSON HIS 200TH THE SAME WEEKEND. MITCHELL DALY GOT TO 200 ON HIS BIRTHDAY VS. VANDERBILT. GRANT SMITH RECORDED HIS 200TH CAREER HIT THIS SEASON.
- SENIOR IF MITCHELL DALY PLAYED IN TWO COLLEGE WORLD SERIES AND A SUPER REGIONAL WHILE AT TEXAS.
- SENIOR RP JOHNNY HUMMEL HAS 23 CAREER SAVES AND 183 STRIKEOUTS IN 122.0 CAREER INNINGS PITCHED.
- UK HAS FIVE PLAYERS WITH AT LEAST 15 CAREER STOLEN BASES AND THREE WITH 30+.
- LHP DOMINIC NIMAN WAS THE SEC PITCHER OF THE WEEK AFTER THROWING A THREE-HIT SHUTOUT VS. ALABAMA.
- RHP MASON MOORE THREW SEVEN ONE-HIT INNINGS VS. KENNESAW STATE TO BECOME THE FIRST UK PITCHER TO DO THAT SINCE ZACK LEE IN 2021 AND JUST THE SECOND OVERALL AT UK SINCE 2018.
- TEAM SPORTS VIDEOGRAPHER MYLES LOGSDON WILL BE WORKING FOR USA BASEBALL THIS SUMMER.

#### LAST TIME OUT

- KENTUCKY FELL TO [11] LSU 11-0 (8) IN THE SECOND ROUND OF THE 2024 SEC TOURNAMENT.
- KENTUCKY WAS HELD TO ONE HIT, A SEASON LOW.
- THE LOSS EXTENDED KENTUCKY'S SCORELESS STREAK IN THE SEC TOURNAMENT TO 21 INNINGS, DATING TO 2022.
- ROBERT HOGAN AND JOHNNY HUMMEL COMBINED TO THROW FIVE SCORELESS INNINGS OUT OF THE BULLPEN.

#### SERIES BREAKDOWN

ALL TIME: ARKANSAS LEADS, 47-28  
NEUTRAL SITE: ARKANSAS LEADS, 4-2  
SEC TOURNAMENT: SERIES TIED, 1-1  
SEASON SERIES: UK TOOK 2 OF 3 IN LEXINGTON  
LAST MEETING: KENTUCKY 7, ARKANSAS 4

# SEC CHAMPS!

With fireworks exploding over a videoboard bearing a championship logo, Kentucky claimed its second South-eastern Conference regular season championship with a 22-8 mark.

The title came in wire-to-wire fashion. UK won eight of 10 league series and was the only team in the conference to record four sweeps. It also set a school record with 11 road SEC wins.

The victory etched the 2024 team in the record books with its 2006 brethren.

Coach Nick Mingione further stamped his mark on the program in his eighth season. He now has been a part of the coaching staff on both title teams and both squads that have advanced to a Super Regional.



### BRACKET ONE

**#6 Georgia 1 (H)**  
Tuesday - 9:30 a.m.  
Session 1 - Game 1  
Single Elimination

---

**#11 LSU 9**

---

**#7 Alabama 5 (H)**  
Tuesday - 1:30 p.m.  
Session 1 - Game  
Single Elimination

---

**#10 South Carolina 10**

**#3 Kentucky 0 (H)**

Wednesday - 9:30 a.m.  
Session 3 - Game 5  
Double Elimination

**#11 LSU 11**

**#2 Arkansas 5 (H)**

Wednesday - 12:50 p.m.  
Session 3 - Game 6  
Double Elimination

**#10 South Carolina 6**

**#3 Kentucky**

Thursday - 9:30 a.m.  
Session 5 - Game 9  
Double Elimination

**#2 Arkansas**

**Loser Game 7**

Thursday - TBD  
Session 5 - Game 10  
Double Elimination

**Loser Game 8**

**Winner Game 9**

Friday - 3 p.m.  
Session 7 - Game 13  
Double Elimination

**Loser Game 11**

**Winner Game 13**

Saturday - Noon  
Session 8 - Game 15  
Single Elimination

**Winner Game 11**

**Winner Game 15**

SEC TOURNAMENT  
CHAMPIONSHIP GAME

**Champion**

Sunday - 2 p.m.  
Session 9 - Game 17

**Winner Game 16**

### BRACKET TWO

**#8 Vanderbilt 6 (H)**  
Tuesday - 4:55 p.m.  
Session 2 - Game 3  
Single Elimination

---

**#9 Florida 3**

---

**#5 Mississippi State 2 (H)**  
Tuesday - 8:05  
Session 2 - Game 4  
Single Elimination

---

**#12 Ole Miss 1**

**#1 Tennessee (H)**

Wednesday - 4:32 p.m.  
Session 4 - Game 7  
Double Elimination

**#8 Vanderbilt**

**#4 Texas A&M (H)**

Wednesday - TBD  
Session 4 - Game 8  
Double Elimination

**#5 Mississippi State**

**#11 LSU**

Thursday - 4:30 p.m.  
Session 6 - Game 11  
Double Elimination

**#10 South Carolina**

**Winner Game 7**

Thursday - TBD  
Session 6 - Game 12  
Double Elimination

**Winner Game 8**

**Winner Game 10**

Friday - TBD  
Session 7 - Game 14  
Double Elimination

**Loser Game 12**

**Winner Game 14**

Saturday - TBD  
Session 8 - Game 16  
Single Elimination

**Winner Game 12**

All times Central  
The second game of each session will begin approximately 30 minutes after the conclusion of the first game.  
Games 1-16 to air on SEC Network; Game 17 to air on ESPN2. TV designations are subject to change  
(H) indicates home team



## BRACKET ONE BREAKDOWN



### [2] ARKANSAS

Record: 43-12 (20-10 SEC)  
2024 SEC Tournament: lost to [10] South Carolina, 6-5  
vs. Kentucky (2024): 1-2  
vs. Kentucky (SECT): 1-1 (Last Meeting: ARK 6-4 UK (1999))



### [10] SOUTH CAROLINA

Record: 34-21 (13-17 SEC)  
2024 SEC Tournament: def. [7] Alabama, 10-5; def. [2] Arkansas, 6-5  
vs. Kentucky (2024): 2-1  
vs. Kentucky (SECT): 3-4 (Last Meeting: USC 3-1 UK (2017))



### [11] LSU

Record: 37-20 (13-17 SEC)  
2024 SEC Tournament: def. [6] Georgia, 9-1; def. [3] Kentucky, 11-1 (8)  
vs. Kentucky (2024): 1-0  
vs. Kentucky (SECT): 6-3 (Last Meeting: LSU 11-0 UK (2024))

# SEC TOURNAMENT HISTORY

**Appearances:** 24  
**Best finish** (current format):  
t3rd (2012, 2014, 2022)  
**Overall record:** 25-40 (.385)

**1979**  
**East No. 2 seed**  
**Starkville, Miss. • May 11-13**  
Mississippi State 6, Kentucky 5  
Florida 7, Kentucky 1

**1981**  
**East No. 2 seed**  
**Starkville, Miss. • May 15-17**  
Miss. State 3, Kentucky 2  
Kentucky 3, Alabama 2  
Kentucky 3, Miss. State 2  
Florida 11, Kentucky 5

**1987**  
**No. 4 seed**  
**Athens, Ga. • May 14-17**  
Kentucky 5, Florida 4  
Aub. 5, Kentucky 4 (10 innings)  
LSU 4, Kentucky 1

**1988**  
**No. 2 seed**  
**Starkville, Miss. • May 12-15**  
Kentucky 9, LSU 7  
Mississippi State 6, Kentucky 5  
Georgia 5, Kentucky 4 (11  
innings)

**1991**  
**No. 6 seed**  
**Baton Rouge, La. • May 16-19**  
LSU 8, Kentucky 7  
Auburn 8, Kentucky 5

**1993**  
**No. 3 seed**  
**Eastern Division Tournament**  
**Columbia, S.C. • May 20-23**  
Kentucky 7, Florida 1  
Kentucky 9, Tennessee 7  
Kentucky 13, Georgia 3  
Tennessee 7, Kentucky 6  
Tennessee 6, Kentucky 4

**1994**  
**No. 4 seed**  
**Eastern Division Tournament**  
**Lexington, Ky. • May 18-21**  
Kentucky 6, South Carolina 5  
Georgia 17, Kentucky 5  
Vanderbilt 15, Kentucky 6

**1995**  
**No. 5 seed**  
**Eastern Division Tournament**  
**Knoxville, Tenn. • May 18-21**  
Kentucky 6, South Carolina 2  
Kentucky 9, Georgia 8  
Kentucky 9, Vanderbilt 6  
Tennessee 22, Kentucky 5  
Tennessee 7, Kentucky 2

**1996**  
**No. 6 seed**  
**Birmingham, Ala. • May 15-19**  
Kentucky 7, Arkansas 5  
Alabama 3, Kentucky 2  
Kentucky 4, Miss. State 1  
Kentucky 12, LSU 11  
Alabama 16, Kentucky 8

**1998**  
**No. 8 seed.**  
**Birmingham, Ala. • May 13-17**  
Florida 6, Kentucky 4  
Alabama 8, Kentucky 3

**1999**  
**No. 8 seed**  
**Birmingham, Ala. • May 19-23**  
Arkansas 6, Kentucky 4  
LSU 10, Kentucky 0

**2000**  
**No. 8 seed**  
**Birmingham, Ala. • May 17-21**  
Kentucky 6, South Carolina 4  
Florida 8, Kentucky 7  
South Carolina 12, Kentucky 5

**2006**  
**No. 2 seed**  
**Birmingham, Ala. • May 24-28**  
South Carolina 4, Kentucky 2  
Georgia 16, Kentucky 10

**2008**  
**No. 4 seed**  
**Birmingham, Ala. • May 21-25**  
Kentucky 9, Alabama 3  
Ole Miss 8, Kentucky 7  
Alabama 13, Kentucky 4

**2012**  
**No. 4 seed**  
**Birmingham, Ala. • May 22-27**  
Kentucky 2, Ole Miss 0  
Kentucky 5, Mississippi State 1  
Miss. State 2, Kentucky 1

**2013**  
**No. 9 seed**  
**Birmingham, Ala. • May 21-26**  
Ole Miss 4, Kentucky 1

**2014**  
**No. 9 seed**  
**Birmingham, Ala. • May 20-25**  
Kentucky 7, Alabama 1  
Kentucky 4, Florida 2  
Kentucky 7, Miss. State 6  
(12 innings)  
Florida 6, Kentucky 5

**2015**  
**No. 8 seed**  
**Birmingham, Ala. • May 19-24**  
Auburn 6, Kentucky 3

**2016**  
**No. 8 seed**  
**Birmingham, Ala. • May 24-29**  
Alabama 5, Kentucky 2

**2017**  
**No. 3 seed**  
**Birmingham, Ala. • May 23-28**  
Kentucky 7, South Carolina 2  
LSU 10, Kentucky 0  
South Carolina 3, Kentucky 1

**2018**  
**No. 10 seed**  
**Birmingham, Ala. • May 22-27**  
Auburn 4, Kentucky 3 (11 inn.)

**2021**  
**No. 11 seed**  
**Birmingham, Ala. • May 25-30**  
Florida 4, Kentucky 1

**2022**  
**No. 12 seed**  
**Birmingham, Ala. • May 24-29**  
Kentucky 3, Auburn 1  
LSU 11, Kentucky 6  
Kentucky 10, Vanderbilt 2  
Kentucky 7, LSU 2  
Tennessee 12, Kentucky 2

**2023**  
**No. 8 seed**  
**Birmingham, Ala. • May 23-28**  
Alabama 4, Kentucky 0

**2024**  
**No. 3 seed**  
**Birmingham, Ala. • May 23-28**  
LSU 11, Kentucky 0

## SEC TOURNAMENT FORMATS

**1977-86**  
Top two teams from each division earned bids in a double-elimination draw. East No. 1 faced West No. 2 and West No. 1 faced East No. 2 in first round.

**1987-92**  
Top six teams overall earned bids in a double-elimination draw.

**1993-95**  
Each division played its own tournament with all six teams earning bids in a six-team double-elimination draw.

**1996-97**  
Nos. 5-8 squared off in two play-in games to earn final two spots in six-team double-elimination draw. The top four seeds were awarded automatic bids.

**1998-2011**  
Top eight teams overall earn bids into top four-team double-elimination draws. First-round match ups include No. 1 vs. No. 8 and No. 4 vs. No. 5 in one group with No. 2 vs. No. 7 and No. 3 vs. No. 6 in the other. There is a championship game between the win-

ner of each group.

**2012**  
Top 10 teams overall earn bids into the field, with the division winners earning the No. 1-2.

**2013-current**  
Top 12 teams overall earn bids into the field. Seeds 5-12 meet in a single-elimination format on Tuesday, followed by traditional double-elimination play Wednesday-Friday. The tournament will return to single elimination on Saturday.

# SEC AWARDS



**NICK MINGIONE**  
Coach of the Year



**NICK LOPEZ**  
First Team



**RYAN WALDSCHMIDT**  
Second Team



**Daly, Moore, Pitre**  
Defensive Team

Nick Lopez was named First-Team All-Southeastern Conference on Monday, capping a sensational season that witnessed him flirt with .400 for much of the campaign. Ryan Waldschmidt earned second team honors, while Mitchell Daly, Mason Moore and Emilien Pitre were named to the All-SEC Defensive Team. The league coaches voted on the awards.

Nick Mingione also was named SEC Coach of the Year for the second time in eight seasons.

Lopez, a graduate transfer from Southern Cal, has been scorching all season before finishing with a .380 batting average and 1.053 OPS in 48 games as Kentucky's primary designated hitter. He also saw early-season time at third and first base.

The Santa Ana, California native scored 52 runs, had 70 hits, two triples, six home runs, 22 walks and drove in 47. His 20 doubles are tied for the third-most in a season in the Mingione era. In SEC play he hit .348 with 31 RBI. He has 23 multi-hit games this season.

Waldschmidt was even hotter in conference play, finishing as one of a handful of players with a batting average over .400 (.405). Overall, he hit .370 with a 1.153 OPS, 59 runs, 16 doubles, 11 home runs, 39 RBI, 31 walks, 16 hit by pitch and 23 stolen bases, which are the most in a season for a player in the Mingione era.

Maybe most impressive was the Bradenton, Florida native produced this season after recovering from a torn ACL in summer baseball in 2023. He did not return to the outfield until several weeks into the season.

Pitre, a junior from Quebec, Canada, earned defensive honors for the second consecutive season. He has been nearly flawless with just two errors in 210 chances this season, a fielding percentage of .990. He forms half the duo of one of the best defensive middle infields in the country and was part of 23 double plays turned this season.

Daly, who excelled at shortstop at his previous stop, moved to third base at UK and has been tremendous, ending several games with defensive gems. The Madison, Alabama native had just two errors in 104 chances this season for a .981 fielding percentage and gave the Cats an athletic, fearless presence at third.

Moore, from Morehead, Kentucky, showed off the range and athleticism at pitcher that made him a star basketball player in high school. He was flawless in 14 chances off the mound and helped make sure two of three would-be base stealers were caught stealing against him.

## 2024 QUICK FACTS

### University of Kentucky

Location: Lexington, Ky.  
 Founded: 1865  
 Nickname: Wildcats  
 Colors: Blue (PMS 286) and White  
 Conference: Southeastern (Eastern Division)  
 President: Dr. Eli Capilouto (Alabama, 1971)  
 Faculty Representative: Joseph L. Fink  
 (Philadelphia College of Pharmacy and Science, 1970)

### Coaching Staff

Head Coach: Nick Mingione (Embry-Riddle, 2000)  
 Career Record: 255-162 (.612); 8th season  
 Record at UK: Same  
 Best Time to Call: Contact SID  
 Assistant Coach: Dan Roszel, 5th season (North Florida, 2000)  
 Assistant Coach: Austin Cousino, 1st season (Kentucky, 2016)  
 Assistant Coach: Nick Ammirati, 3rd season (Miss. State, 2013)  
 Director of Operations: Brock Doud  
 Director of Communications/PR: Matt May  
 matt.may@uky.edu; (859) 806-7463 (cell); (859) 257-8504 (office)

### 2024 Review

Overall Record: 39-12  
 Home: 21-6  
 Away: 16-5  
 Neutral: 2-1  
 Conference Record: 22-8  
 Home: 11-4  
 Away: 11-4  
 Conference Finish: Co-Champions

### History

All-Time Record: 2,077-1,935-25 (.518) through 2024  
 All-Time Conference Record: 791-1,031-8 (.434)  
 All-Time Conference Tournament Record: 25-40 (.385)  
 Conference Tournament Titles: none  
 Conference Titles: two (2006, 2024)  
 NCAA Tournament Appearances: 10  
 NCAA Tournament Record: 22-21 (.511)  
 Super Regional Appearances: two (2017, 2023)  
 College World Series Appearances: none



## 2024 HONORS

### COACH NICK MINGIONE

- SEC COACH OF THE YEAR (2024)

### NICK LOPEZ

- ALL-SEC, 1ST TEAM (2024)

### RYAN WALDSCHMIDT

- ALL-SEC, 2ND TEAM (2024)
- No. 98 2024 MLB DRAFT PROSPECT (D1 BASEBALL)
- TOP 200 2024 MLB DRAFT BOARD (PERFECT GAME)

### EMILIE PITRE

- ALL-SEC DEFENSIVE TEAM (2024)
- ROUND ROCK CLASSIC ALL-TOURNAMENT TEAM
- TOP 10 SECOND BASEMAN (D1BASEBALL)
- ALL-SEC DEFENSIVE TEAM (2ND BASE)

### MITCHELL DALY

- ALL-SEC DEFENSIVE TEAM (2024)
- ROUND ROCK CLASSIC ALL-TOURNAMENT TEAM
- TOP 30 COLLEGE SENIOR (PERFECT GAME)
- ALL-SEC DEFENSIVE TEAM (3RD BASE)

### MASON MOORE

- ALL-SEC DEFENSIVE TEAM (2024)
- PRESEASON ALL-AMERICA, THIRD TEAM (NCBWA)
- TOP 60 STARTING PITCHER (D1BASEBALL)
- ALL-SEC DEFENSIVE TEAM (PITCHER)

### DOMINIC NIMAN

- SEC PITCHER OF THE WEEK (APRIL 8, 2024, WEEK 8)
- NCAA BASEBALL PITCHER OF THE WEEK (APRIL 10, 2024, WEEK 8)
- D1BASEBALL.COM SEC EXTRA PITCHER OF THE WEEK (APRIL 8, 2024, WEEK 8)
- PRESEASON ALL-AMERICA, FIRST TEAM (NCBWA)
- TOP 100 TRANSFERS (D1BASEBALL)
- TOP 150 STARTING PITCHER (D1BASEBALL)

### DEVIN BURKES

- MR. WILDCAT (2024)
- PRESEASON ALL-SEC, SECOND-TEAM (COACHES)
- BUSTER POSEY NATIONAL CATCHER OF THE YEAR WATCH LIST, 2024
- BOBBY BRAGAN NATIONAL COLLEGIATE SLUGGER WATCH LIST, 2024
- TOP 10 CATCHER (D1BASEBALL)

### EVAN BYERS

- SEC COMMUNITY SERVICE TEAM, 2024
- FRANK G. HAM SOCIETY OF CHARACTER (UNIV. OF KENTUCKY)

### RYAN HAGENOW

- TOP 30 COLLEGE SENIOR (PERFECT GAME)

### JOHNNY HUMMEL

- MIDSEASON STOPPER OF THE YEAR WATCH LIST (NCBWA)

### RYAN NICHOLSON

- TOP 40 FIRST BASEMAN (D1BASEBALL)
- TOP 100 TRANSFERS (D1BASEBALL)

### GRANT SMITH

- TOP 40 SHORTSTOPS (D1BASEBALL)

### TRAVIS SMITH

- TOP 50 STARTING PITCHER (D1BASEBALL)
- No. 71 2024 MLB DRAFT PROSPECT (MLB.COM)
- TOP 200 2024 MLB DRAFT BOARD (PERFECT GAME)

## 2024 ROSTER

### NUMERICAL ROSTER

No.	Name	Pos.	B/T	Ht.	Wt.	Cl.	Hometown/Previous School
0	Jake Titus	RHP	L/R	6-4	200	FR	Ottawa, Kan./Ottawa HS
1	Patrick Herrera	IF	R/R	6-2	190	JR	Mesa, Ariz./Northwestern University
2	Mitchell Daly	IF	R/R	6-1	190	SR	Madison, Ala./Texas
4	Émilien Pitre	IF	L/R	5-11	185	JR	Repentigny, Quebec/Felix-Leclerc HS
6	Reuben Church	IF	R/R	6-2	225	SR	Maryville, Tenn./Maryville HS
7	Devin Burkes	C	R/R	6-3	215	R-JR	Bradenton, Fla./Villages Charter HS
8	Ty Crittenberger	OF	R/R	6-0	180	GR	Lighthouse Point, Fla./Western Kentucky
9	Nick Lopez	IF	S/R	6-2	205	GR	Santa Ana, Calif./Santa Ana CC/Southern Cal
10	Cameron O'Brien	RHP	R/R	6-5	220	GR	Wake Forest, N. Car./Campbell
11	Colby Frieda	RHP	R/R	6-3	240	JR	St. John's, Fla./Creekside HS
12	Grant Smith	IF	R/R	6-0	200	SR	Albuquerque, N.M./Univ. of Incarnate Word
13	James McCoy	IF	S/R	6-4	215	R-SO	Port St. Joe, Fla./Wesleyan (Ga.) HS
14	Ben Higdon	OF	L/R	6-3	205	JR	Paducah, Ky./John A. Logan College
16	Landon Franklin	IF	R/R	6-2	190	FR	Cleveland, Tenn./Walker Valley HS
17	Ethan Hindle	IF	R/R	6-1	200	FR	Delafield, Wisc./Arrowhead HS
19	Nolan McCarthy	OF	R/R	6-0	205	R-JR	Kalamazoo, Mich./Portage Northern HS
20	Mason Moore	RHP	R/R	6-4	230	JR	Morehead, Ky./Rowan County Senior HS
21	Ryan Waldschmidt	OF/IF	R/R	6-2	205	JR	Bradenton, Fla./Charleston Southern
22	Dominic Niman	LHP	L/L	6-3	225	GR	West Hartford, Conn./Cen. Connecticut State
24	Ryan Hagenow	RHP	R/R	6-5	215	SR	Knoxville, Tenn./Farragut HS
25	Ryan Nicholson	IF	L/L	6-4	225	GR	Louisville, Ky./Univ. of Cincinnati
26	Drew Lafferty	RHP	R/R	6-1	200	R-FR	South Park, Pa./South Park HS
28	Hayden Smith	LHP	L/L	6-2	205	R-FR	Nicholasville, Ky./West Jessamine HS
29	Robert Hogan	RHP	R/R	6-0	190	JR	North Oaks, Minn./Texas A&M
33	Travis Smith	RHP	R/R	6-4	215	R-SO	Walton, Ky./Walton-Verona HS
34	Lukas Schramm	OF	R/R	6-3	215	R-FR	Apex, N.C./Pro5 Baseball Academy
35	Blake Bowen	UTIL	L/R	6-2	195	FR	Wooster, Ohio/Wooster HS
36	Carson Applegate	RHP	R/R	6-0	190	R-FR	Columbus, N.J./The Hun HS
39	Cooper Robinson	RHP	R/R	6-5	225	JR	Folsom, Calif./Univ. of California-Irvine
40	Zach Hise	RHP	R/R	6-5	215	JR	Joliet, Ill./Missouri
41	Evan Byers	LHP	L/L	5-11	185	R-JR	Nicholasville, Ky./Lexington Christian Academy
42	Griffin Cameron	OF	L/L	6-1	175	FR	Lexington, Ky./Lexington Catholic HS
43	Jackson Nove	LHP	L/L	6-5	225	JR	Fairfax, Iowa/Prairie HS
47	Kyuss Gargett	IF	S/R	6-1	180	FR	Anderson, Ind./Cathedral HS
48	Ben Cleaver	LHP	L/L	6-3	180	FR	Chapel Hill, Tenn./Independence HS
49	Johnny Hummel	RHP	R/R	6-0	175	GR	Charlotte, N. Car./Erskine College
50	Evan Hart	LHP	R/L	6-5	200	FR	Harrodsburg, Ky./Mercer County HS
51	Trey Pooser	RHP	R/R	6-4	205	GR	Hanahan, S. Car./College of Charleston
52	Austin Fawley	C/IF	R/R	6-2	190	R-FR	West Palm Beach, Fla./Park Vista Community School
54	Eli Small	C/OF	L/R	6-1	190	FR	Elkhorn, Neb./Elkhorn South HS
55	Tommy Skelding	RHP	R/R	6-3	200	FR	Atwater, Ohio/Marlington HS

### ALPHABETICAL

36	Carson Applegate	RHP
35	Blake Bowen	UTIL
7	Devin Burkes	C
41	Evan Byers	LHP
42	Griffin Cameron	OF
6	Reuben Church	IF
48	Ben Cleaver	LHP
8	Ty Crittenberger	OF
2	Mitchell Daly	IF
52	Austin Fawley	C/INF
16	Landon Franklin	IF
11	Colby Frieda	RHP
47	Kyuss Gargett	IF
24	Ryan Hagenow	RHP
50	Evan Hart	LHP
1	Patrick Herrera	IF
14	Ben Higdon	OF
17	Ethan Hindle	IF
40	Zach Hise	RHP
29	Robert Hogan	RHP
49	Johnny Hummel	RHP
26	Drew Lafferty	RHP
9	Nick Lopez	IF
19	Nolan McCarthy	OF
13	James McCoy	IF
20	Mason Moore	RHP
25	Ryan Nicholson	IF
22	Dominic Niman	LHP
43	Jackson Nove	LHP
10	Cameron O'Brien	RHP
4	Émilien Pitre	IF
51	Trey Pooser	RHP
39	Cooper Robinson	RHP
34	Lukas Schramm	OF
55	Tommy Skelding	RHP
54	Eli Small	C/OF
12	Grant Smith	IF
28	Hayden Smith	LHP
33	Travis Smith	RHP
0	Jake Titus	RHP
21	Ryan Waldschmidt	OF/IF

### COACHING STAFF

**Head Coach:** Nick Mingione (Embry-Riddle, 2000)  
**Career Record (all at Kentucky):** 255-162 (.612); 8th season

**Assistant Coach/Pitching:** Dan Roszel, #15 (North Florida, 2000)

**Assistant Coach/Recruiting Coordinator:** Austin Cousino, #91 (Kentucky, 2016)

**Assistant Coach:** Nick Ammirati, #45 (Mississippi State, 2013)

**Director of Operations:** Brock Doud

**Director of Player Development:** Trevor Fitts

### PRONUNCIATION GUIDE

Ammirati	Am-uh-rah-tee
Cousino	Coo-suh-no
Daly	Day-lee
Émilien Pitre	En-milly-en Peetree
Frieda	Cole-bee Free-dun
Kyuss Gargett	KY-us GAR-get
Hagenow	Hey-guh-now
Mingione	Min-G-own
Niman	NEYE-man
Nove	No-Vee
Pooser	Poo-zer
Roszel	ROSE-el

## 2024 SOCIAL MEDIA ROSTER

NAME	TWITTER
CARSON APPLLEGATE	@CAPPLE_5
BLAKE BOWEN	@BLAKEBOWEN24
HUDSON BROWN	@HBBROWN2318
DEVIN BURKES	@DEVIN_BURKES
EVAN BYERS	@EVAN_BYERS21
GRIFFIN CAMERON	@GRIFCAMERON15
REUBEN CHURCH	@REUBEN_CHURCH12
BEN CLEAVER	@BEN34CLEAVER
TY CRITTENBERGER	@CRITTENBERGERTY
MITCHELL DALY	N/A
AUSTIN FAWLEY	@FAWLEY_AUSTIN
LANDON FRANKLIN	@LANDONFRANKLIN_
COLBY FRIEDA	@FRIEDA.COLBY
KYUSS GARGETT	@KYUSSG2
RYAN HAGENOW	@HAGENOWRYAN
EVAN HART	@EVAN23HART
PATRICK HERRERA	@PATRICKCHERRERA
BEN HIGDON	@BENHIGDON4
ETHAN HINDLE	@EHINDLE_27
ZACH HISE	@ZACHHISE24
ROBERT HOGAN	@ROBERTHOGAN1423
JOHNNY HUMMEL	@HUMMELJOHNNY
DREW LAFFERTY	N/A
NICK LOPEZ	@NICK34LOPEZ
NOLAN MCCARTHY	@NOLANMCCARTHY9
JAMES MCCOY	@J_MCCOY2021
MASON MOORE	@MASONMOORE_20
RYAN NICHOLSON	@RYNICHOLSON25
DOMINIC NIMAN	@DOMNIMAN
JACKSON NOVE	@JACKSON_NOVE
CAMERON O'BRIEN	@CAMERONOBRIEN_1
EMILIEN PITRE	@EMILIEN_PITRE
TREY POOSER	@POOSERTREY
JACOB PRICE	@JACOBPRICE3219
COOPER ROBINSON	@COOP_ROBINSON
RAYMOND SAATMAN	@RAYMONDSAATMAN
LUKAS SCHRAMM	@BATTERINSCHRAMM
TOMMY SKELDING	@TOMMYSKELDING
JOSH SKOWRONSKI	@SKOWRONSKI_JOSH
ELI SMALL	@SMALLELI
GRANT SMITH	@GRANTSMITHNM
HAYDEN SMITH	@HAYDENSMITH013
TRAVIS SMITH	@TRAVISS1109
JAKE TITUS	@JAKETITUS4
RYAN WALDSCHMIDT	@RYANWALDY21
COACH MINGIONE	@COACH_MINGIONE
COACH COUSINO	@STR8CHED
COACH ROSZEL	@ROSZELD
COACH AMMIRATI	@COACH_AMMO17

NAME	INSTAGRAM
CARSON APPLLEGATE	@CARSON_APPLEGATE
BLAKE BOWEN	@BLAKEBOWEN24
HUDSON BROWN	@H_BROWN_18
DEVIN BURKES	@DB_GO_HARD24
EVAN BYERS	@EVAN_BYERS21
GRIFFIN CAMERON	@GRIFFIN_CAMERON
REUBEN CHURCH	@REU6EN
BEN CLEAVER	@BEN34CLEAVER
TY CRITTENBERGER	@T.Y.954
MITCHELL DALY	@MITCHDALY19
AUSTIN FAWLEY	@AUSTIN.FAWLEY
LANDON FRANKLIN	@LANDON_FRANKLIN28
COLBY FRIEDA	@COLBY_FRIEDA
KYUSS GARGETT	@_KYUSS
RYAN HAGENOW	@RYANHAGENOW
EVAN HART	@EVANHART.23
PATRICK HERRERA	@PATRICKHERRERA2
BEN HIGDON	@BENHIGDON4
ETHAN HINDLE	@ETHAN.HINDLE27
ZACH HISE	@ZACHHISE
ROBERT HOGAN	@ROBERT_HOGAN23
JOHNNY HUMMEL	@JOHNNY.HUMMEL49
DREW LAFFERTY	@DREW.LAFFERTY
NICK LOPEZ	@DIMITRI.LOPEZ_
NOLAN MCCARTHY	@NOLAN_MCCARTHY
JAMES MCCOY	@J.MCCOY13
MASON MOORE	@MASONMOORE20
RYAN NICHOLSON	@RYAN_NICHOLSON25
DOMINIC NIMAN	@DOMNIMAN
JACKSON NOVE	@JACKSON.NOVE
CAMERON O'BRIEN	@CAMERON.OBRIEN18
EMILIEN PITRE	@EMILIEN_PITRE
TREY POOSER	@T.POOSER
JACOB PRICE	@JACOB.PRICE32
COOPER ROBINSON	@COOP.ROBINSON
RAYMOND SAATMAN	@RAYMONDSAATMAN
LUKAS SCHRAMM	@LUKASSCHRAMM_
TOMMY SKELDING	@TOMMYSKELDING
JOSH SKOWRONSKI	@_SKRONK
ELI SMALL	@ELI.SMALL1313
GRANT SMITH	@_GRANT.SMITH_
HAYDEN SMITH	@HAYDENBSMITH
TRAVIS SMITH	@TSMITH.9
JAKE TITUS	@JAKETITUS4
RYAN WALDSCHMIDT	@RYANWALDSCHMIDT





GRANT  
SMITH

*Kentucky*  
**GRANT SMITH**  
D1BASEBALL.COM

Smith has been compared to former big leaguer Adam Everett in that he's not the flashiest defender but he's a guy who will make every routine play (and some of the not routine plays) look routine.

NOLAN  
McCARTHY



*Kentucky*  
**NOLAN MCCARTHY**  
D1BASEBALL.COM

McCarthy has gotten progressively better in his time at Kentucky but looks poised for a true breakout in 2024, especially if his two-homer performance against Morehead State is any indication. He's a tooly player who looks the part physically, and there's star power there if he can put it all together.



MASON  
**MOORE**



DEVIN  
**BURKES**

### ÉMILIEEN PITRE



Kentucky  
**EMILIEEN PITRE**  
D1BASEBALL.COM

Pitre is quietly the player who serves as the engine in the Kentucky lineup, and he's a perfect fit for the way the Wildcats play offense. He handles the bat well, shows excellent plate discipline and is a threat to steal every time he's on base. Defensively, he's skilled enough to play short stop, but at second base, he contributes to Kentucky having arguably the best defensive infield in the country.

### Kentucky TRAVIS SMITH

MLB.COM

He looked better than ever during fall practice, and if he can maintain that stuff during 2024, he could go in the top two rounds, if he stays on track toward developing two plus offerings and average control, he could be a mid-rotation starter.



### TRAVIS SMITH

**WEEK 15 SCHEDULE FOR KENTUCKY BASEBALL**

MONDAY - 20	TUESDAY - 21	WEDNESDAY - 22	THURSDAY - 23	FRIDAY - 24	SATURDAY - 25	SUNDAY - 26
Travel	Practice	vs. [11] LSU L, 0-11 (8)	vs. [3] Arkansas 10:30 a.m. ET SECN	TBD	TBD	TBD

**2024 JUST MEANS MORE**

The 2024 SEC season has been a truly historic run for Kentucky, as they have rewritten the record book in terms of wins and success. For just the second time in school history, and the first since 2006, the Wildcats claimed the SEC Regular Season Championship, splitting the title with Tennessee. The Wildcats also set new program-best marks in several team categories including:

- Wins (22)
- Series Wins (8: Georgia, Missouri, Ole Miss, Alabama, Auburn, Arkansas, Florida, Vanderbilt)
- Most series sweeps in SEC (4)
- 11-1 record against SEC West Opponents
- Double-Digit runs in 12 SEC games
- Two-Year SEC Win Total (38)
- Best SEC Start (15-1)
- SEC Road Record (11-4)



**BIGGIE BOX**

One of the pillars of UK's offense is working its game goals in search of the big inning - "Biggie Box" - which is defined as any inning where the Cats put three or more runs on the scoreboard. The approach has been incredibly effective during the Mingione era and the Cats have done it 69 times in 2024. The Cats also are 191-37 under Mingione when scoring six or more runs. (See box on page 18 for Biggie Box innings)

**S-E-C S-E-C S-E-C**

Kentucky earned six honors in the conference's annual postseason awards, headlined by Nick Mingione's second SEC Coach of the Year honor. Mingione won the award for the first time since 2017, his first season at the program's helm. Nick Lopez was honored with first team honors at the UTL/DH position, while Ryan Waldschmidt was named a second team outfielder. A league leading three Wildcats earned all-defensive team honors. Émilien Pitre earned the honor at second base for the second-consecutive year, while Mitch Daly was honored at third base and Mason Moore collected the laurel at pitcher.

**BEST OF THE BEST**

Kentucky's rise to the top of the SEC play can be attributed, in part, to the statistical surge in conference games by the Wildcats. Kentucky led the league in SEC-only batting average, was third in SEC-only fielding percentage, and fifth in SEC-only ERA. Only one other school (Texas A&M) was top-five in all three major categories in conference competition this season. The Cats also led the league in OBP, runs scored, hits, RBI, doubles, sac bunts, sac flies, and stolen bases. Ryan Waldschmidt led the league in doubles and stolen bases in SEC play, and was also top-five in batting average, on-base percentage, runs scored, and hits. Ryan Nicholson provided major power for the Cats in SEC play, finding himself in the top-five for slugging percentage, home runs, and runs batted in.

**BEATING THE BEST**

Kentucky has put together one of the best resumes in the nation this season, highlighted by their sparkling 21-8 record against Q1 foes. The 19 wins against the best competition in the sport is the best in the nation by five games. Among teams who have played at least 18 Q1 games, Kentucky's eight losses are the fewest in the country.

**SLAYING THE DRAGON**

Kentucky picked up series wins against Arkansas, Florida, and Vanderbilt in the same season for the first time in program history. Entering the season, Coach Nick Mingione only owned one series win against any of those three schools (Vanderbilt, 2017) in his entire tenure at Kentucky.

**POWER SOURCE**

Kentucky flourished in 2023 with a new take on "small" ball and rode the chaos, as Coach Mingione likes to call the approach, to a Super Regional berth. The Cats weren't devoid of power by any means but have married the two styles quite well in 2024 with the addition of a bit more thump in the lineup.

### WILDCATS RECORD WHEN...

	2024	MINGIONE
Record .....	39-13	255-163
Home .....	21-6	171-70
Away .....	16-5	70-83
Neutral .....	2-2	10-10
SEC .....	22-8	100-107
Home .....	11-4	56-46
Road .....	11-4	42-61
Non-Conference.....	17-4	150-44
Home .....	10-2	114-22
Road .....	5-1	28-20
Neutral.....	2-1	6-2
Non-Power Five.....	15-3	130-19
Postseason .....	0-1	12-14
Day games .....	23-10	169-96
Night games.....	16-3	87-67
One-run games .....	3-2	39-28
Two-run games .....	4-3	31-30
Five+-run games.....	18-8	127-69
Extra-inning games .....	3-1	12-7
In shutouts .....	4-2	11-11
Scoring first .....	25-4	174-58
Opponent scores first.....	14-9	43-108
Scoring 10 or more runs.....	18-1	104-3
Allowing 10 or more runs .....	3-7	6-54
Scoring six runs or more .....	33-2	195-39
Scoring four runs or less .....	1-10	31-118
Allowing four runs or less.....	22-3	181-31
Hitting home run(s) .....	29-6	177-89
Allowing home run(s) .....	23-9	112-123
Out-hitting an opponent .....	30-1	209-33
Out-hit by opponent.....	7-11	34-125
Matching opponents hits.....	2-1	11-5
vs. LHP .....	20-6	92-49
vs. RHP .....	19-9	159-116
Leading after seventh inning .....	30-0	211-13
Trailing after seventh inning .....	3-11	23-135
Tied after the seventh inning .....	1-1	13-12
Decided in the last at bat.....	4-1	37-19
Not committing an error .....	19-6	121-51
Committing two or more errors .....	5-3	35-57
vs. Top 25 .....	13-5	73-97
vs. Top 10 .....	3-3	33-58
On Monday.....	0-0	2-0
On Tuesday.....	7-1	58-16
On Wednesday .....	1-1	15-6
On Thursday .....	2-0	7-13
On Friday.....	10-4	63-44
On Saturday .....	9-5	56-53
On Sunday .....	10-2	57-31
In February.....	7-1	46-17
In March .....	17-3	102-37
In April.....	9-5	58-59
In May .....	6-4	46-46
In June.....	0-0	8-6
In 1st Base Dugout.....	10-2	97-58
In 3rd Base Dugout .....	29-11	157-104
<b>UNI WATCH</b>		
<b>HOME</b>		
White top/White pants/Blue cap.....	6-3	49-19
Blue top/White pants/Blue cap.....	5-1	34-9
Blue top/Pinstripe pants/Blue cap... ..	0-0	14-5
Blue top/White pants/Black cap.....	0-0	1-0
Blue top/White pants/Camo cap .....	1-1	2-3
Black top/White pants/Black cap .....	3-2	16-12
Black top/White pants/Blue cap.....	0-0	1-1
Black top/White pants/Blue cap.....	0-0	1-1
Black top/White pants/Camo cap.....	0-0	2-0
Black top/Pinstripe pants/Black cap .....	2-0	5-1
Creams/Blue cap .....	1-1	21-7
Pinstripes/Blue cap .....	2-0	20-13
Pinstripes/Black cap .....	2-0	2-0
<b>ROAD</b>		
Gray top/Gray pants/Blue cap.....	0-0	15-19
Gray top/Gray pants/Black cap.....	0-0	5-9
Gray top/Gray pants/Gray cap .....	5-3	13-13
Blue top/Gray pants/Blue cap .....	0-0	22-26
Blue top/Gray pants/Gray cap.....	8-1	10-1
Black top/Gray pants/Black cap .....	4-1	15-28
Black top/Gray pants/Blue cap .....	0-0	1-0

Transfer Ryan Nicholson swatted has swatted 50 career home runs, including 17 in 2024.

### YOU GET A ROS(ZEL)

Kentucky's pitching staff has benefitted greatly from the work of Dan Roszel, who has spent the majority of his coaching career at East Carolina and Kentucky. He also helped develop Atlanta star lefty Chris Sale. Since arriving at UK prior to the 2020 season his pitching staff has struck out 10 batters per nine innings. In 2022, the unit set the school record for strikeouts in a season with 593.

In the 2023 Lexington Regional the Wildcats tossed a pair of shutouts, the first time they've blanked an opponent in the NCAA Tournament in the modern era and overall since 1949. Also, Roszel's unit allowed just 13 total runs in five games and sophomore Mason Moore threw 10 shutout innings before adding four more versus eventual national champion LSU in the Baton Rouge Super Regional. This season, UK ranks among the nationally leaders in fewest hits allowed per nine innings, shutouts and WHIP.

Roszel has a lengthy track record of producing big leaguers and saw three of his former players at Florida Gulf Coast, including Sale and MLBers Richard Bleier and Casey Coleman, inducted into the school's athletics Hall of Fame in the past two years.

### ROAD WARRIORS

The Wildcats have hit the road this season, playing away from home for the first two weekends of the year, in addition to its five SEC road series. The Cats racked up an impressive 16-5 record in road games this season, and an 18-6 record in all games away from Kentucky Proud Park. The 24 non-home games is tied for most in the SEC (Alabama). Kentucky also owns the best winning percentage among SEC teams in true road games this season at .762. The next closest team in the league is Tennessee at .600. The Cats have also set program best marks with 16 road wins and 11 SEC road wins.

### #PACKKPP

Against Tennessee, the Big Blue Nation showed up in support of their Wildcats in a major way, shattering single-game and three-game series attendance records. All three games broke the previous Kentucky Baseball attendance record of 6,796 set in Game 7 of the 2023 NCAA Lexington Regional. Game Two of the Tennessee series mark of 7,304 attendance stands as the new attendance record for the program, marking the first time 7,000+ people have attended a Kentucky baseball game. Overall, 21,023 people attended the series, smashing the previous record of 12,815 that was set in the final series at Cliff Hagan Stadium in 2018.

### MIDDLE INNING POP

The Wildcats have done the majority of their damage in the middle of games this season, outscoring opponents 231-135 during innings three through six. The fourth inning has been the most productive inning for the Cats scoring a team high 63 runs and owning a score differential of +37, the best of any inning.

### BREAK OUT THE BROOMS

Kentucky swept four of its first five SEC series this season on its way to a program-best 15-1 start to conference play. With sweeps over Georgia, Ole Miss, Alabama, and Auburn, the Cats were the only school in the SEC to sweep four conference series this season. The Cats also avoided getting swept in all ten series, a feat only accomplished once since 2008 (2017).

### PITCHING MASTERCLASS

In Kentucky's series sweep over No. 11 Alabama, the Cats only needed to use five arms over the three games. On Friday night, Trey Pooser delivered an electric start of 7.0 innings of two-run baseball, before Travis Smith tossed the final two innings of the 6-2 win. However, Saturday's performance by Dominic Niman proved to be the weekend's showstopper, as the

## SEASON SUPERLATIVES

### Most Wins in a Season

45 - 2012
44 - 2008
44 - 2006
43 - 2017
41 - 1991
40 - 2023
40 - 1987
<b>*39 - 2024</b>

### Most SEC Wins in a Season

<b>22 - 2024</b>
20 - 2006
19 - 2017
18 - 2012
18 - 1988
16 - 2023
16 - 2008
16 - 1987

### Most Road Wins in a Season

<b>16 - 2024</b>
11 - 2017
11 - 2012
11 - 1996

### Most SEC Road Wins in a Season

<b>11 - 2024</b>
9 - 2017

### Most Wins vs. Ranked Opponents

20 - 2006
17 - 2017
14 - 2012
13 - 2022
13 - 2010
<b>13 - 2024</b>

### Fastest to 30 Wins in a Season

33 - 2012
<b>35 - 2024</b>

### Best Starts in Program History

33-5 - 2012
<b>31-5 - 2024</b>

### On-Base Percentage (Since 1987)

Player, Season	OBP
1. Jeff Abbott, 1992	.533
2. Brian Spear, 2007	.527
3. Blake Feeney, 1990	.516
4. Jeff Abbott, 1991	.515
5. Sawyer Carroll, 2008	.514
6. Mike Harris, 1991	.514
7. Steve Phillips, 1991	.504
8. Mike Harris, 1990	.493
9. Jackson Gray, 2023	.491
10. Jeff Abbott, 1994	.486
Mike Brown, 2007	.486
<b>Ryan Waldschmidt, 2024</b>	<b>.496</b>

### Stolen Bases

Player, Season	SB
1. Chad Green, 1996	56
2. Chad Green, 1995	54
3. Paul Blandford, 1995	36
4. Anthony Morrow, 1990	35
Jimmy Sherrill, 1977	35
6. Chris Bisson, 2010	32
Terry Shumpert, 1987	32
8. Jeff Michael, 1993	28
Terry Shumpert, 1986	28
10. Andy Green, 2000	27
<b>Ryan Waldschmidt, 2024</b>	<b>23</b>
<b>Emilien Pitre, 2024</b>	<b>22</b>

### Wins

Player, Season	W
1. Jeff Keener, 1981	13
2. Joe Georger, 1979	12
AJ Reed, 2014	12
4. Sean Hjelle, 2017	11
5. Matthew Coleman, 1987	10
Greg Dombrowski, 2006	10
7. Dustin Beggs, 2016	9
Corey Littrell, 2012	9
<b>Mason Moore, 2024</b>	<b>8</b>
<b>Dominic Niman, 2024</b>	<b>8</b>

### On-Base Percentage (Team)

1. .444	1991
2. .438	1992
3. .437	2007
4. .416	2017
5. .413	2023
<b>.411 (2024)</b>	

### Stolen Bases (Team)

1. 142	1996
2. 135	1995
3. 120	2010
<b>4. 104</b>	<b>2024</b>
5. 97	1999

### Fielding Percentage (Team)

1. .984	2023
2. .978	2021
3. .977	2022
4. .976	2012
5. .974	2008
<b>.979 (2024)</b>	



### 2024 SPLITS

	G	AVG.	R	H	2B	3B	HR	RBI	BB	K	SB
<b>OVERALL</b>	52	.290	423	491	111	9	75	394	260	401	104
<b>SEC</b>	30	.307	254	308	67	1	56	237	138	230	55
<b>NON-SEC</b>	21	.275	169	182	44	8	19	157	122	171	49
<b>POSTSEASON</b>	1	.038	0	1	0	0	0	0	3	10	0
<b>HOME</b>	27	.315	226	264	64	8	37	211	144	198	45
<b>AWAY</b>	21	.281	174	206	44	0	36	161	98	163	52
<b>NEUTRAL</b>	4	.176	23	21	3	1	2	22	18	40	7
<b>DAY</b>	33	.295	247	313	73	6	43	230	153	228	56
<b>NIGHT</b>	19	.282	176	178	38	3	32	164	107	173	48
<b>WINS</b>	39	.313	380	403	101	9	64	353	223	281	93
<b>LOSSES</b>	13	.217	43	88	13	0	13	41	37	120	11
<b>FEBRUARY</b>	8	.243	60	63	12	2	7	54	38	64	22
<b>MARCH</b>	20	.305	176	193	47	7	22	159	111	132	46
<b>APRIL</b>	14	.310	115	149	25	0	36	112	62	112	24
<b>MAY</b>	10	.270	72	86	27	0	10	69	49	93	12
<b>JUNE</b>											

graduate transfer from Central Connecticut State tossed a complete game shutout. Niman allowed three hits, zero walks, seven strikeouts, and three exactly 100 pitches over the nine innings to earn SEC Pitcher of the Week honors. Mason Moore followed his rotation mates on Sunday, throwing seven innings while only allowing one run. Jackson Nove threw the final two innings of the series as Kentucky won all three games.

### FREE BASEBALL

Kentucky is 3-1 in extra-inning games this season, with all four games coming on the road. Despite falling at South Carolina in 10 innings, the Wildcats picked up an 11-inning win at Missouri, and two 10-inning wins at Florida, all thanks to a "Biggie" inning. At Mizzou, Kentucky scored six runs in the 11th. At Florida, Kentucky took game one thanks to three runs in the tenth, before clinching the series in game three after a four run tenth. All three wins featured multi-RBI doubles to help seal the deal, as Emilien Pitre (Mizzou G1), Nick Lopez (Florida G1), and Patrick Herrera (Florida G3) each picked up clutch hits in the extra frames. Since 2020, Kentucky is 10-2 in extra-inning affairs.

### SEC SLUGGERS

Kentucky has hit 56 of its 75 home runs this season in SEC play, good for 74.7 percent. While the Cats are only ninth in the SEC in total home runs, that ranking jumps to fifth with only including SEC games. Additionally, at nearly 75 percent, Kentucky leads the league in percentage of home runs hit in conference play, displaying the firepower of the Kentucky offense against some of the best pitchers in the nation.

### PORTAL POWER - THE SEQUEL

Having hit the jackpot in the NCAA transfer portal a season ago, which was a key foundational piece in the team that reached the NCAA Super Regional for the second time in seven seasons, Kentucky is has mined gems from that fertile resource yet again.

On the position player side, the strong defensive group can also find a barrel. The group of IF Mitchell Daly, IF Ryan Nicholson, IF Nick Lopez, OF Ty Crittenberger and OF Ben Higdon all have Division I experience and posted the following career numbers at that level entering the season: 622 games played with 547 starts, .278 average in over 2,000 at bats, 362 runs, 123 doubles, eight triples, 68 home runs, 329 RBI, 260 base on balls, 66 stolen bases and 41 hit by pitch. It has received major contributions in 2024 from Daly, Lopez and Nicholson.

### MULTI-HIT GAMES AT UK

PLAYER	2024	CAREER
DEVIN BURKES	10	30
REUBEN CHURCH	0	19
TY CRITTENBERGER	1	1
MITCHELL DALY	11	11
PATRICK HERRERA	3	3
NICK LOPEZ	23	23
NOLAN MCCARTHY	13	21
JAMES MCCOY	7	13
RYAN NICHOLSON	14	14
EMILIEN PITRE	20	38
GRANT SMITH	7	11
RYAN WALDSCHMIDT	18	30

### MULTI-RBI GAMES AT UK

PLAYER	2024	CAREER
DEVIN BURKES	8	21
GRIFFIN CAMERON	1	1
REUBEN CHURCH	1	12
TY CRITTENBERGER	1	1
MITCHELL DALY	8	8
AUSTIN FAWLEY	1	1
PATRICK HERRERA	2	2
ETHAN HINDLE	1	1
NICK LOPEZ	14	14
NOLAN MCCARTHY	7	15
JAMES MCCOY	6	12
RYAN NICHOLSON	14	14
EMILIEN PITRE	13	28
LUKAS SCHRAMM	1	1
GRANT SMITH	9	14
RYAN WALDSCHMIDT	10	21

### CURRENT HIT/REACH BASE STREAKS

(listed alphabetically; \*career)

PLAYER	LONGEST*	CURRENT	REACH SAFE
BURKES	11	-	-
CAMERON	2	1	4
CHURCH	10	-	-
CRITNBRGR	1	-	-
DALY	7	7	15
FAWLEY	2	2	2
GARGETT	1	-	-
HERRERA	3	2	3
HINDLE	-	-	-
LOPEZ	9	-	-
MCCARTHY	10	-	6
MCCOY	8	-	4
NICHOLSON	9	2	7
PITRE	10	-	29
SCHRAMM	2	-	-
SMALL	2	1	1
G. SMITH	10	-	-
WALDSCHMIDT	12	-	10



**RYAN WALDSCHMIDT**

## THIEVES OF THE INDUSTRY

- In eight years under coach Nick Mingione the Wildcats have swiped 587 bases in 764 attempts, a success rate of 77 percent.
- In 2023, for the first time in school history (for which stats are available, 1969) the Cats had four players with at least 15 stolen bases.
- In 2023, UK stole more than 80 bases for the third time in Mingione's tenure.
- In 2021, the Cats stole 78 bases in 86 attempts. It was the highest success rate (90.7) of any Division I-A team with 50+ stolen bases.
- The Cats return two players in 2024 with at least 17 steals a season ago.
- In total, incoming transfers stole 27 bases last season and true freshman Griffin Cameron ranked third in his collegiate summer league (Prospect League) with 34 swipes.
- UK has five players on the 2024 roster with at least 15 career stolen bases, including three with at least 30.
- Emilien Pitre has 42 stolen bases in a Kentucky uniform, which ranks 9th on the school's career list. Ryan Waldschmidt has stolen 40 bags in a Kentucky uniform and 58 total.

Kentucky has stolen at least 53 bases in each of the six full seasons Mingione has been head coach and had more than 75 four times.

<u>YEAR</u>	<u>SB/ATT</u>
2017	63-95
2018	58-84
2019	85-116
2020	25-34
2021	78-86
2022	81-92
2023	94-123
2024	104-132
<b>Total</b>	<b>587-764</b>



**ÉMILIEEN PITRE**



### TRACKING KENTUCKY'S EXTRA-BASE HITS

Player	Doubles 2024 (career)	Triples 2024 (career)	Home Runs 2024 (career)	Totals 2024 (career)
DEVIN BURKES	13 (35)	0 (1)	3 (15)	16 (50)
REUBEN CHURCH	3 (20)	0 (2)	0 (5)	3 (27)
TY CRITTENBERGER	1 (32)	0 (3)	2 (11)	3 (46)
MITCHELL DALY	11 (48)	1 (3)	6 (19)	18 (70)
AUSTIN FAWLEY	1 (1)	0 (0)	2 (2)	3 (3)
KYUSS GARGETT	1 (1)	1 (1)	1 (1)	3 (3)
ETHAN HINDLE	1 (1)	0 (0)	0 (0)	1 (1)
PATRICK HERRERA	4 (12)	1 (2)	0 (2)	5 (16)
NICK LOPEZ	20 (44)	2 (2)	5 (18)	27 (64)
NOLAN MCCARTHY	8 (18)	1 (2)	7 (12)	16 (32)
JAMES MCCOY	2 (11)	1 (2)	5 (10)	8 (22)
RYAN NICHOLSON	8 (39)	0 (3)	17 (50)	25 (92)
EMILIE PITRE	17 (33)	1 (2)	8 (9)	24 (42)
LUKAS SCHRAMM	1 (1)	1 (1)	1 (1)	3 (3)
ELI SMALL	1 (1)	0 (0)	1 (1)	2 (2)
GRANT SMITH	3 (32)	0 (4)	5 (29)	8 (63)
RYAN WALDSCHMIDT	16 (35)	0 (3)	11 (25)	27 (63)
<b>TOTALS</b>	<b>111 (370)</b>	<b>9 (31)</b>	<b>75 (209)</b>	<b>195 (610)</b>

(\*NOTE: STATS ARE FOR ENTIRE CAREER AT D-I LEVEL; ^2024 IS FIRST SEASON AT KENTUCKY)

Conversely, the group of LHP Dominic Niman, RHP Trey Pooser, RHP Cooper Robinson, RHP Cameron O'Brien, RHP Robert Hogan and RHP Johnny Hummel have massive experience at the D-I and D-II levels. In 258 games pitched entering the season it had pitched 660.2 innings, 53-27 record, 26 saves, 667 strikeouts and 653 hits allowed. Niman is tied for the team lead in wins, Hummel leads the team in saves, Hogan and O'Brien are critical pieces of the bullpen and Pooser has solidified the Friday night starter role.

#### WALDY'S WORLD

Kentucky's Ryan Waldschmidt has emerged as one of the best leadoff hitters in the country, leading the team with a blistering .405 batting average in SEC play. Recently named to the All-SEC Second Team, Waldschmidt leads the league in doubles and stolen bases in SEC play, and is also top-five in batting average, on-base percentage, runs scored, and hits. Recovering from a torn ACL suffered in the Cape Cod League in the Summer of 2023, Waldschmidt had to start the season on the bench as he awaited full clearance to return to competition. Since his return, first as a pinch hitter and a designated hitter, then to his normal position in left field, he has excelled at the top of Kentucky's lineup, setting the table with an overall batting average of .364, an overall OBP of .496, as well as 18 multi-hit, and 10 multi-RBI, games. His 27 extra base hits (16 doubles, 11 home runs) and 23 stolen bases are team highs.

#### OUI, OUI

Infielder Emilien Pitre was a revelation for the Cats in 2023, batting .318 with more walks than strikeouts, 18 extra-base hits, 51 RBI and 20 stolen bases. Credit the coaching staff for discovering the Canadian and earning his commitment to UK as a 130-pound high schooler who barely spoke English outside of his native French. He has quickly assimilated to the culture and language of college baseball. He was named Second Team All-SEC and SEC All-Defensive Team in his first season as a regular after seeing just four at-bats as a freshman in 2022. In 2024, Pitre is hitting .305, with a career-high eight home runs, 49 RBI, and a team-leading 37 walks. He was also named to the 2024 SEC All-Defensive team at second base, the second consecutive year he has earned that honor.

#### POWER OF POSITIVITY

Redshirt junior catcher Devin Burkes has become beloved amongst teammates and fans because of his relentless positivity, pursuit of greatness and willingness to wait his turn and earn his opportunities in an increasingly impatient world. His infectious smile and edgy flair has made him one of college baseball's most likeable student-athletes, but where does it come from? He gets it from his momma, Denise.

#### QUALITY STARTS (11)

(\*6 IP, 3 OR FEWER EARNED RUNS)

DATE	PITCHER (#)	IP (H, R-ER, BB, K)
3/2	NIMAN (1)	6.0 (4, 1-1, 1, 5)
3/10	MOORE (1)	7.0 (1, 1-0, 1, 3)
3/16	NIMAN (2)	6.2 (3, 3-0, 4, 5)
3/17	MOORE (2)	6.0 (3, 2-2, 2, 8)
3/22	POOSER (1)	6.0 (3, 1-1, 2, 7)
3/23	NIMAN (3)	7.0 (5, 2-2, 0, 9)
4/5	POOSER (2)	7.0 (6, 2-2, 1, 3)
4/6	NIMAN (4)	9.0 (3, 0-0, 0, 7)
4/19	POOSER (3)	6.0 (5, 3-3, 1, 4)
4/26	POOSER (4)	7.0 (4, 1-1, 3, 11)
5/12	MOORE (3)	6.2 (3, 2-2, 4, 6)

#### SAVES (14)

DATE	PITCHER (#)	OPPONENT
2/17	HUMMEL (1)	USC UPSTATE
3/1	NOVE (1)	LIPSCOMB
3/6	POOSER (1)	EKU
3/10	POOSER (2)	KENNESAW STATE
3/16	NOVE (2)	GEORGIA
3/24	MCCOY (1)	MISSOURI
3/29	HUMMEL (2)	OLE MISS
4/11	HUMMEL (3)	AUBURN
4/13	HUMMEL (4)	AUBURN
4/19	HUMMEL (5)	TENNESSEE
4/27	HAGENOW (1)	SOUTH CAROLINA
5/5	HUMMEL (6)	ARKANSAS
5/10	HAGENOW (2)	FLORIDA
5/12	CLEAVER (1)	FLORIDA



“It comes from my mom,” Burkes said. “My brother and I didn’t always have the easiest upbringing. My mom and dad raised us to go around positive every day. Every day you’ve got something to live for, play for, love on somebody for because we don’t know who is going to be there when we wake up the next day. Got it from Momma Burkes.”

### MUSTACHE MAGIC

Nick Lopez, an All-SEC First Team selection as a designated hitter, has emerged as a top bat for Kentucky in his final season of college baseball. Beginning his career at UIC, before making stops at the Junior College level and USC, Lopez arrived in Lexington and has made an immediate impact, leading the team in batting average at .374. He has excelled at an extremely high level all season, all while rocking the best mustache in college baseball. A switch hitter, Lopez has displayed power from both sides of the plate this season, even homering from each side of the box on April 13 at Auburn. He leads the team with 28 multi-hit games, and is tied with Ryan Nicholson for the team lead with 14 multi-RBI games, including two games with 5 RBI (Game 3 at Auburn and Game 1 at Florida).

### ON THE DALY

Mitchell Daly, a transfer infielder from Texas, brings a winning pedigree to UK, having played in a pair of College World Series and a Super Regional in his three seasons with the Longhorns. He was a Freshman All-American and All-Big 12 honoree as a freshman in 2021 and has started 209 career games. He can play second base, shortstop and third base and provides invaluable leadership and winning mentality to the Cats’ lineup. This season, he has held down the third base position, hitting .294 with six home runs, 40 RBI, and 32 walks. Daly was named to the 2024 All-SEC Defensive Team and also hit the Cats’ only grand slam this season in the middle game of the Karcher Round Rock Classic against Texas State.

**KENTUCKY HEAD COACH NICK MINGIONE HAS WON 255 CAREER GAMES AT THE SCHOOL. HE CURRENTLY RANKS THIRD ON THE ALL-TIME WINS LIST AND HAS THE HIGHEST WINNING PERCENTAGE OF ANY COACH WHO SPENT AT LEAST 100 GAMES AT THE SCHOOL.**

COACH	VICTORIES	PCT.	SEASONS
KEITH MADISON (1979-2003)	735	.535	25
GARY HENDERSON (2009-16)	258	.564	8
NICK MINGIONE (2017-)	255	.612	8
JOHN COHEN (2004-08)	175	.610	5
HARRY LANCASTER (1947, 1951-65)	163	.500	16

### THE BIG INNING (69)

(\*3 or more runs scored; Blue shaded are SEC games)

OPPONENT	RUNS
USC UPSTATE - G1	4
USC UPSTATE - G1	4
USC UPSTATE - G3	3
MOREHEAD STATE	7
TEXAS STATE	3
TEXAS STATE	5
KANSAS	3
WESTERN KENTUCKY	3
LIPSCOMB - G2	5
LIPSCOMB - G2	7
LIPSCOMB - G3	4
EASTERN KENTUCKY - G1	5
EASTERN KENTUCKY - G1	3
EASTERN KENTUCKY - G2	3
KENNESAW STATE - G3	3
MURRAY STATE	4
MURRAY STATE	5
GEORGIA - G1	5
GEORGIA - G1	5
GEORGIA - G1	5
GEORGIA - G2	3
GEORGIA - G3	5
GEORGIA - G3	4
EVANSVILLE	3
EVANSVILLE	7
MISSOURI - G1	6
MISSOURI - G3	3
MISSOURI - G3	3
MIAMI UNIVERSITY	6
OLE MISS - G1	3
OLE MISS - G2	4
OLE MISS - G2	4
OLE MISS - G2	4
OLE MISS - G3	4
OLE MISS - G3	5
OLE MISS - G3	4
OLE MISS - G3	4
ALABAMA - G1	3
ALABAMA - G2	4
ALABAMA - G3	3
ALABAMA - G3	5
SAMFORD	3
AUBURN - G2	3
AUBURN - G2	3
AUBURN - G3	3
AUBURN - G3	6
AUBURN - G3	3
LOUISVILLE	4
LOUISVILLE	5
LOUISVILLE	5
TENNESSEE - G1	4
TENNESSEE - G3	3
So. CAROLINA - G1	3
So. CAROLINA - G2	5
So. CAROLINA - G2	5
So. CAROLINA - G2	3
ARKANSAS - G2	3
ARKANSAS - G2	4
ARKANSAS - G2	4
ARKANSAS - G3	4
FLORIDA - G1	3
FLORIDA - G1	3
FLORIDA - G1	3
FLORIDA - G3	3
FLORIDA - G3	3
FLORIDA - G3	4
VANDERBILT - G1	3
VANDERBILT - G1	4
VANDERBILT - G2	5
VANDERBILT - G2	3
VANDERBILT - G2	4

### IN THE NICH (OLSON) OF TIME

Graduate INF Ryan Nicholson, a Cincinnati transfer and Louisville native, has excelled in his only year as a Wildcat, leading the team in home runs (17) and RBI (52). He has provided major power for the Cats in SEC play, finding himself in the top-five for slugging percentage, home runs, and runs batted in. Furthermore, 15 of his 17 home runs and 38 of his 52 RBI have come in conference play, where he was a .315 hitter. Nicholson also leads the team with 14 multi-RBI games, with 10 games of at least 3 runs driven in. Nicholson had five multi-homer games this season, all coming in SEC play (3/17-Georgia; 4/7-Alabama; 4/12-Auburn; 4/27-South Carolina; 5/10-Florida). From April 7 to April 16, Nicholson blasted seven home runs in six games, including at least one in all three games at Auburn.

### GINGER MISSILE

Redshirt-junior OF Nolan McCarthy has made the most of his first season at an everyday starter, holding down centerfield while also batting .280 with 34 RBI and 7 home runs. A member of the program for four years, McCarthy waited his turn for two years before spending the 2023 season in-and-out of the lineup. However, he has emerged as a key piece of the 2024 SEC Championship squad, hitting .325 in conference play, good for third on the team. He also has hit all seven of his home runs this season against SEC teams.

### TWO-OUT RBI

PLAYER	RBI
DEVIN BURKES	15
GRIFFIN CAMERON	1
REUBEN CHURCH	1
TY CRITTENBERGER	1
MITCHELL DALY	22
AUSTIN FAWLEY	3
PATRICK HERRERA	9
NICK LOPEZ	24
NOLAN MCCARTHY	10
JAMES MCCOY	7
RYAN NICHOLSON	19
EMILIE PITRE	20
LUKAS SCHRAMM	4
GRANT SMITH	16
RYAN WALDSCHMIDT	16
<b>TEAM</b>	<b>169</b>

## TRACKING KENTUCKY CAREER HIGHS

PLAYER	HITS (most recent)	RBI (most recent)	RUNS (most recent)
DEVIN BURKES	4 (vs LSU; 5/26/22)	7 (vs. WRIGHT STATE; 2/26/23)	4 (vs. TEXAS STATE; 2/24/24)
GRIFFIN CAMERON	1 (vs LIPSCOMB; 3/3/24)	2 (vs LIPSCOMB; 3/2/24)	2 (AT UPSTATE; 2/16/24)
REUBEN CHURCH	4 (vs MOREHEAD; 2/28/23)	5 (AT AUBURN; 3/26/21)	3 (vs. MOREHEAD; 2/28/23)
TY CRITTENBERGER	3 (AT UPSTATE; 2/18/24)	2 (AT UPSTATE; 2/18/24)	2 (AT UPSTATE; 2/18/24)
MITCHELL DALY	3 (vs TENNESSEE; 4/21/24)	6 (vs. TEXAS STATE; 2/24/24)	3 (vs VANDERBILT; 5/17/24)
KYUSS GARGETT	1 (vs KENNESAW STATE; 3/8/24)	1 (vs KENNESAW STATE; 3/8/24)	2 (vs LIPSCOMB; 3/3/24)
AUSTIN FAWLEY	1 (AT LOUISVILLE; 4/16/24)	2 (AT LOUISVILLE; 4/16/24)	1 (AT LOUISVILLE; 4/16/24)
PATRICK HERRERA	3 (vs LIPSCOMB; 3/2/24)	4 (AT FLORIDA; 5/12/24)	2 (vs MIAMI U; 3/26/24)
ETHAN HINDLE	1 (vs ECU; 3/5/24)	2 (vs ECU; 3/5/24)	1 (vs LIPSCOMB; 3/3/24)
NICK LOPEZ	5 (vs MURRAY STATE; 3/12/24)	5 (AT FLORIDA; 5/10/24)	4 (AT OLE MISS; 3/30/24)
JAMES MCCOY	4 (AT OLE MISS; 3/30/24)	3 (AT AUBURN; 4/13/24)	3 (AT SOUTH CAROLINA; 4/27/24)
NOLAN MCCARTHY	3 (AT AUBURN; 4/12/24)	6 (AT OLE MISS; 3/30/24)	4 (AT OLE MISS; 3/30/24)
RYAN NICHOLSON	3 (vs TENNESSEE; 4/21/24)	5 (AT FLORIDA; 5/10/24)	3 (AT SOUTH CAROLINA; 4/27/24)
EMILIE PITRE	4 (AT LSU; 4/13/23)	4 (vs ARKANSAS; 5/4/24)	4 (AT SIU; 3/12/23)
LUKAS SCHRAMM	1 (vs ECU; 3/5/24)	2 (vs TEXAS STATE; 2/24/24)	2 (AT UPSTATE; 2/18/24)
ELI SMALL	1 (AT FLORIDA; 5/10/24)	1 (AT FLORIDA; 5/10/24)	1 (AT FLORIDA; 5/10/24)
GRANT SMITH	3 (vs. ALABAMA; 4/7/24)	4 (AT SOUTH CAROLINA; 4/27/24)	3 (vs ARKANSAS; 5/4/24)
RYAN WALDSCHMIDT	4 (vs VANDERBILT; 5/17/24)	6 (AT LOUISVILLE; 4/16/24)	4 (vs VANDERBILT; 5/17/24)
PITCHERS	INNINGS (most recent)	STRIKEOUTS (most recent)	PITCHES (most recent)
CARSON APPLGATE	1.0 (vs KENNESAW STATE; 3/9/24)	1 (vs KENNESAW STATE; 3/9/24)	18 (vs KENNESAW STATE; 3/9/24)
EVAN BYERS	3.0 (vs. KANSAS; 2/25/24)	3 (vs MISSOURI; 4/1/23)	39 (vs. KANSAS; 2/25/24)
BEN CLEAVER	1.0 (vs VANDERBILT; 5/17/24)	2 (vs MURRAY STATE; 3/12/24)	25 (vs VANDERBILT; 5/17/24)
COLBY FRIEDA	2.0 (vs LIPSCOMB; 3/3/24)	4 (vs LIPSCOMB; 3/3/24)	45 (vs. VANDERBILT; 4/22/22)
RYAN HAGENOW	4.2 (vs INDIANA; 6/4/23)	6 (vs. HIGH POINT; 3/13/22)	82 (AT MISS. STATE; 4/1/21)
EVAN HART	0.1 (vs KENNESAW STATE; 3/9/24)	1 (vs. WESTERN KY; 2/27/24)	10 (vs. WESTERN KY; 2/27/24)
ZACH HISE	2.0 (AT ALABAMA; 3/24/23)	3 (AT LSU; 4/13/23)	52 (AT LSU; 4/13/23)
ROBERT HOGAN	3.2 (vs TENNESSEE; 4/21/24)	5 (vs LSU; 5/22/24)	66 (vs TENNESSEE; 4/20/24)
JOHNNY HUMMEL	3.1 (AT MISSOURI; 3/22/24)	6 (AT MISSOURI; 3/22/24)	54 (AT MISSOURI; 3/22/24)
DREW LAFFERTY	5.0 (vs ECU; 3/5/24)	4 (vs EVANSVILLE; 3/19/24)	70 (vs EVANSVILLE; 3/19/24)
JAMES MCCOY	1.2 (vs KENNESAW STATE; 3/9/24)	1 (vs KENNESAW STATE; 3/9/24)	32 (vs KENNESAW STATE; 3/9/24)
MASON MOORE	7.0 (vs. ALABAMA; 4/7/24)	8 (vs GEORGIA; 3/17/24)	110 (AT FLORIDA; 5/12/24)
DOMINIC NIMAN	9.0 (vs. ALABAMA; 4/6/24)	9 (AT MISSOURI; 3/23/24)	114 (vs. GEORGIA; 3/16/24)
JACKSON NOVE	3.0 (vs LIPSCOMB; 3/1/24)	5 (vs LIPSCOMB; 3/1/24)	54 (AT AUBURN; 4/12/24)
CAMERON O'BRIEN	1.2 (AT LOUISVILLE; 4/16/24)	3 (vs. MOREHEAD; 2/20/24)	36 (AT SOUTH CAROLINA; 4/27/24)
TREY POOSER	7.0 (AT SOUTH CAROLINA; 4/26/24)	11 (AT SOUTH CAROLINA; 4/26/24)	114 (AT SOUTH CAROLINA; 4/26/24)
COOPER ROBINSON	2.0 (AT ECU; 3/6/24)	4 (AT ECU; 3/6/24)	38 (AT ECU; 3/6/24)
HAYDEN SMITH	1.2 (vs MOREHEAD; 2/20/24)	-	28 (vs. MOREHEAD; 2/20/24)
TRAVIS SMITH	7.0 (vs KENNESAW STATE; 3/8/24)	8 (vs. LOUISVILLE; 4/25/23)	104 (vs KENNESAW STATE; 3/8/24)
JAKE TITUS	1.1 (vs WESTERN KY; 2/27/24)	1 (vs. WESTERN KY; 2/27/24)	21 (vs LSU; 5/22/24)

### BIG MAC

Redshirt-sophomore UTL James McCoy has become the everyday starter in right field this season, while also seeing some time on the mound as a relief pitcher. In the field, he has picked up a pair of outfield assists while also making multiple impressive grabs but has made some serious noise at the plate. In the final two games of the series at Ole Miss, McCoy went 7-8 at the plate, with five RBI, four runs, and two home runs. He has five three-hit performances this season, all in SEC play. McCoy is also a valuable asset to the Kentucky bullpen, often entering in late game situations. He has four innings pitched this season across six appearances. He has not allowed an earned run and even picked up a save in Kentucky's series clinching win at Mizzou on March 24.

### GRANT-IN-AID

Kentucky shortstop Grant Smith quietly made a massive impact on the program in 2023 and is despite nagging injuries has had an even better senior campaign. Beyond the raw statistics, Smith was one of three finalists nationally for the Rawlings Gold Glove, led the SEC with 11 sacrifice bunts and had eight bunt hits in 11 tries in 2023.

### POOOOOOOOOS

Senior RHP Trey Pooser, a transfer from College of Charleston, has emerged as Kentucky's Friday Night starter, and has dominated in his role since making his first start on March 22 at Missouri. Used out of the bullpen for the entire non-conference slate, an injury to Travis Smith pushed Pooser into the rotation, a spot he would never relinquish due to his outstanding performance. Pooser ended the season with a 4-1 record, with his only losing decision at the hands of Arkansas and Hagen Smith. He led all Wildcat starters with a 4.15 ERA in conference play and went at least five innings in all but one start this season.

### DOM(INANT) NIMAN

Kentucky LHP Dominic Niman has been everything the Cats could have hoped for and more through his first 10 starts, posting 7-3 record as the Saturday starter. Niman was named SEC Pitcher of the Week after tossing a three-hit shutout vs. then-No. 11 Alabama, which entered the game with one the nation's prolific offenses. Niman held them to their lowest run and hit total on the season. He joins MLBers Sean Hjelle and Zack Thompson as the three Cats who have thrown shutouts in the Nick Mingione era.



### IT JUST MEANS MOORE

Junior pitcher Mason Moore burst onto the scene during a sensational 2023 season that included 14 shutout innings pitched in the NCAA Tournament. He tossed the final 5.0 innings of UK's wins over both Ball State in its NCAA opener and in the regional championship victory over Indiana, then blanked the high-powered offense of eventual national champion LSU for four innings in the Super Regional. He is 8-2 in his role as Sunday starter in 2024, picking up four wins against ranked teams (Georgia, Ole Miss, Alabama, Arkansas), and was named to the 2024 SEC All-Defensive team.

### NEXT MAN UP

Patrick Herrera has been one of the most versatile players for Kentucky this season, filling in for multiple players in multiple positions. A natural infielder, he spent most of the non-conference season in the outfield while injured Wildcats like Ryan Waldschmidt and Nolan McCarthy recovered from injuries. At Florida, he moved over to third base while Grant Smith was battling injuries as well. He has excelled at the plate in his opportunities this season, including a three-RBI performance in the Round Rock Classic Finale against Kansas, a 6-11 weekend against Lipscomb, and an incredible game against Miami (Ohio) where he reached base in all six of his plate appearances, despite not registering an official at bat (4 BB, 2 HBP). However, Herrera's most impactful game came in the series finale at the Swamp, where he went 2-3, with a walk, HBP, 4 RBI, and the game-winning bases clearing double in the top of the tenth inning.

### WELCOME BACK, HAGS

After missing much of the first half of the season due to injury, senior RHP Ryan Hagenow returned to action on April 9 at Samford and has since solidified himself as one of the key members of the Kentucky bullpen. He has seen action in each of the last six SEC series of the season, not surrendering a run until the ninth inning of an 11-3 win over No. 2 Arkansas. He picked up his first save of the season in Kentucky's wild 15-13 win at South Carolina, and has picked up a pair of SEC victories late in the season, taking the win in Game 1 at Florida before becoming the pitcher of record in Kentucky's SEC Championship-clinching victory over Vanderbilt on May 17.

### THE FIREMAN

Senior RHP Cameron O'Brien, a transfer from Campbell, has carved out a unique role in Kentucky's pitching staff this season. Dubbed "The Fireman" by Coach Mingione, O'Brien's main role has been to enter the game with runners on base and finish out innings without any damage. As such, he leads the team with 28 appearances this season. With only one appearance of two innings or more this season, O'Brien has accepted and excelled in his role of putting out fires on the basepaths. He was exceptional in the middle of the season, going an entire month without allowing an earned run, starting on March 24 at Mizzou before ending on April 26 at South Carolina.

### LEAVE IT TO CLEAVER

Highly touted freshman Ben Cleaver has been limited this season due to injuries, but came up clutch in a major way to clinch Kentucky's series win at Florida on May 12. With two-outs in the bottom of the tenth, and the Cats nursing a two-run lead, Cleaver entered the game with the tying runs in scoring position. He proceeded to strike out the Gator batter in three pitches to pick up the first save of his career in his first appearance since March 19.

### BOBBY SPINS

RHP Robert Hogan, a transfer from Texas A&M, has emerged late in the season as a high-leverage member of the Kentucky bullpen. Hogan has pitched the majority of his innings in SEC action and has acted as a key middle inning reliever. His best performance of the season came in Kentucky's comeback victory in the series finale at Auburn, where he threw 3.0 shutout innings, only allowing one hit while also picking up his first career winning decision in SEC play. Hogan also saw postseason action for the first time as a Wildcat on May 22 against LSU, pitching 3.0 scoreless innings and picking up a career-high five strikeouts.



### LIGHTNING STRIKE

Graduate RHP Johnny Hummel has stepped into the closer role for the Cats this season, leading the team with six saves while also picking up a winning decision in three games. After spending the first four years of his career at Division II Erskine College in Due West, South Carolina, Hummel has made the major jump to the Southeastern Conference with some outstanding performances, including earning his first SEC victory after 3.1 scoreless innings at Missouri. He also picked up saves in five SEC games (at Ole Miss, at Auburn x2, Tennessee, Arkansas). Hummel saw D1 postseason action for the first time on May 22 in the SEC Tournament against LSU, where he faced the minimum over 2.0 scoreless innings whilst picking up a pair of strikeouts. A big fan of the Cars franchise, Hummel, also known as Lightning, walks out to the mound to Sheryl Crow's Real Gone in homage to Lightning McQueen.

### SMALL NAME, BIG GAME

Freshman Eli Small has provided some big lifts for Kentucky as a pinch hitter. In the first at bat of his career at USC Upstate, Small launched his first career home run. Small was the first Wildcat to launch a home run in their first career-at bat since T.J. Collett in 2017. In the series opener at Florida, Small also delivered, hitting a game-tying RBI double with two outs in the eighth inning. Kentucky would eventually win that game 12-11 in ten innings.

### AUSTIN, POWERED!

Former All-American, professional ballplayer, two-time Gold Glove winner and USA Baseball alum Austin Cousino has returned to his alma mater as an assistant coach/recruiting coordinator on Nick Mingione's staff. Cousino already has tapped into his immense professional scouting experience with a pair of organizations to get the Wildcats' recruiting off to a strong start with Cousino as its lead recruiter. The former Wildcat starred at UK from 2012-14 and is considered one of the top all-around players to have suited up for the Blue and White. He also played in both the Angels and Mariners' farm systems and reached Triple-A before a shoulder injury derailed his career.

### THE LAW FIRM OF SALOW & FITTS

Austin Cousino wasn't the only former Kentucky great to return to Lexington in the offseason, as former All-American and first team All-SEC pitcher Logan Salow came back to his Bluegrass roots as a graduate manager. Salow was a critical component of the 2017 squad that became the first to reach a Super Regional in school history before being drafted by the Athletics in the sixth round and spending five seasons in professional baseball, where he struck out 11.9 batters per nine innings and reached Triple-A. He appeared 95 times in a UK uniform, pitching to a 3.40 earned run average and leaving as the program's single-season saves leader (12 in 2017, tied with Trevor Gott) and No. 2 on the school's career saves list with 16.

Joining him in providing invaluable experience around the program is former Mississippi State star pitcher Trevor Fitts, now UK's Director of Player Development. Fitts had a 2.63 ERA in 62 games with the Bulldogs.

### #EVERYTHINGSCHOOL

Under the direction of athletics director Mitch Barnhart, UK has greatly enhanced its athletic profile across the entire department since his arrival. In recent years, volleyball and rifle each have national championships, football has had a pair of 10-win seasons and Citrus Bowl championships, men's ten-

nis finished national runners-up (2022), SEC Tournament Champions (2023, 2024), and SEC Regular Season Champions (2024), men's soccer completed an undefeated regular season and No. 1 overall seed in NCAA Tournament (2022), baseball reached a pair of Super Regionals (2017, 2023) and won an SEC Championship (2024), softball advanced to the WCWS (2014), women's swimming won the Southeastern Conference title (2021), track and field and gymnastics (2023 6th Place Finish) each cemented their status as elite programs on the national scene, and women's basketball won the SEC Tournament for the second time in 2022. That's not to mention the continued excellence of men's basketball and cheerleading, all of which culminated in a school-record ninth place finish in the Director's Cup standings for 2021-22.

### THE NEW SEC

Beginning with the 2025 season, Oklahoma and Texas will deepen an already incredibly challenging league and the SEC has announced a new scheduling format that features a pair of permanent opponents for each school, including South Carolina and Vanderbilt for Kentucky. As previously announced, teams will play a three-game series against two permanent opponents and eight rotating opponents for a total of 30 conference games. Standings will be kept in a single-division format, eliminating divisional standings.

### FUELED BY VETERANS

In contrast to 2023, the 2024 version of UK baseball is much more of a known entity. The Cats will have returning starters at catcher, second base, shortstop, left field and right field, as well as a handful of arms who played large roles a season ago. Add senior Reuben Church and veteran transfer starters at first base, third base, centerfield and designated hitter and this is as experienced a team as there is in the Southeastern Conference.

### MINGIONE IS SUPER-B

Kentucky coach Nick Mingione is writing his name all over the school's record books. In addition to being on the coaching staff of all three teams that have hosted a regional (assistant in 2006, head coach in 2017 and 2023), he is the only head coach to guide UK to a Super Regional, now having done so twice in the last six NCAA Tournaments. Kentucky captured the heart of the Big Blue Nation in 2023, playing an exciting brand of baseball that led to large crowds, a top RPI rating and one of the 16 NCAA Regional host locations. When the Cats battled back and advanced to face eventual national champion LSU it marked the program's second-ever Super Regional appearance, both of which have been orchestrated during Coach Mingione's tenure.

### DESTINATION: LEXINGTON

Kentucky signed another strong recruiting class last November, this time focusing heavily on the high school ranks instead of mining the NCAA transfer portal for immediate, experienced help. UK also kept the Commonwealth's top talent at home, bringing in seven players from inside the state, including four of Prep Baseball Report's top nine prospects. UK also snagged recruits from Georgia, Illinois, Indiana and Missouri.



*Pitcher Trevor Fitts and catcher Nick Ammirati were the starting battery in 2013 College World Series for Miss. State.*

### **SERIOUSLY STAFFED**

Kentucky's baseball staff is full of proven winners with College World Series, USA Baseball experience and more. Head coach Nick Mingione was part of the coaching staff when UK won its first - and only - Southeastern Conference championship in 2006, has been to five College World Series at various levels and been mentored by some of the game's best minds.

Additionally, pitching coach Dan Roszel has coached multiple conference championship squads and been to three Super Regionals, hitting coach and recruiting coordinator Austin Cousino was part of the 2012 UK team that still owns the school-record for victories and a two-time member of the USA Collegiate National Team, while assistant coach Nick Ammirati and Director of Player Development Trevor Fitts were the starting battery in Game 1 of the 2013 national championship series.

### **DID YOU KNOW? WILDCATS TRIVIA ...**

- Ben Cleaver: Pitches left-handed but throws other balls right-handed
- Ty Crittenger: Great grandfather was a 2-star Lieutenant General in the United States Army
- Mitchell Daly: Father, Edward, is a 4-star General in the United States Army
- Landon Franklin: Family adopted a young boy (Israel) from Africa in 2021
- Kyuss Gargett: Held youth world deadlift record when he was 10
- Ethan Hindle: Father, David, played cricket and rugby at the University of London
- Nick Lopez: Hosts a popular podcast called "The Leisure House"
- Cooper Robinson: Maternal side of family owns the oldest surf shop in Hawaii
- Lukas Schramm: Type-1 diabetic and active in awareness of the condition
- Hayden Smith: Hit by a car at age nine
- Lukas Schramm: Type-1 diabetic and active in awareness of the condition
- Hayden Smith: Hit by a car at age nine

### HOME RUN BREAKDOWN

#### BY LOCATION

AT HOME	38
ON ROAD	35
NEUTRAL	2

#### BY PITCHER

VS. RIGHT	49
VS. LEFT	26

#### BY CONFERENCE

VS. SEC	56
VS. NON-SEC	19

#### BY OUTS

WITH NO OUT	28
WITH ONE OUT	26
WITH TWO OUT	23

#### BY RUNNERS ON

SOLO	43
TWO-RUN	22
THREE-RUN	10
GRAND SLAM	1

#### BY COUNT

AHEAD IN COUNT	27
EVEN IN COUNT	24
BEHIND IN COUNT	21
FULL COUNT	4
FIRST PITCH	12
TWO STRIKES	25

#### BY TIME OF DAY

(FIRST PITCH BEFORE/AFTER 6 P.M. EST)

DAY GAMES	44
NIGHT GAMES	31

#### HR BY POSITION

C - 5	LF - 10
1B - 18	CF - 9
2B - 8	RF - 6
SS - 7	DH - 6
3B - 5	PH - 1

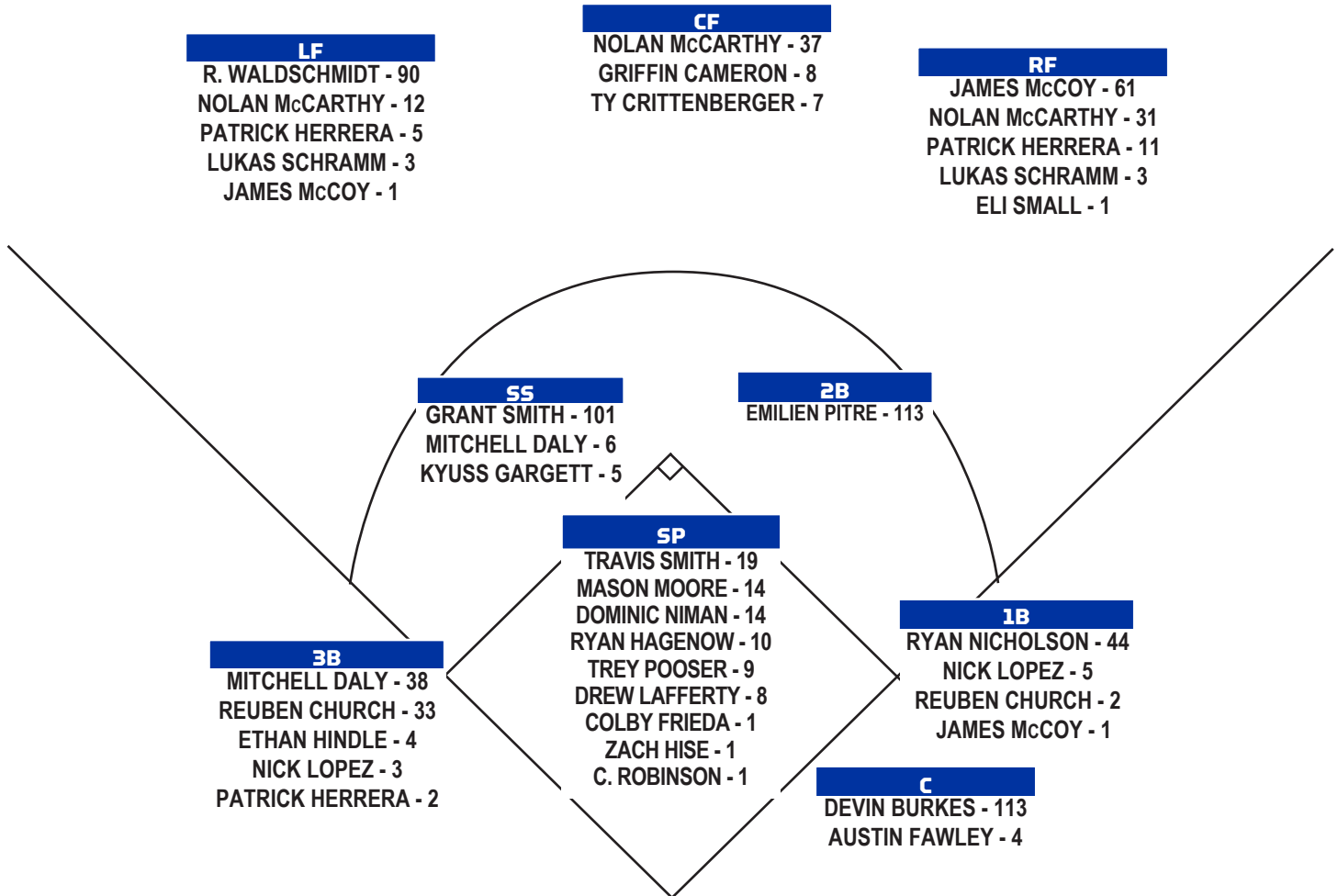
#### HR BY INNING

1ST - 5	6TH - 13
2ND - 3	7TH - 6
3RD - 12	8TH - 10
4TH - 10	9TH - 6
5TH - 11	10+ - 0

### 2024 HOME RUN TRACKER

NO	PLAYER (#)	OPPONENT	ON	INN.	OUT	COUNT	RHP/LHP
1	D. BURKES (1)	USC UPSTATE	1	8	2	2-2	RHP
2	L. SCHRAMM (1)	USC UPSTATE	0	4	0	2-1	LHP
3	CRITTENBERGER (1)	USC UPSTATE	1	6	0	1-2	RHP
4	E. SMALL (1)	USC UPSTATE	0	8	0	0-2	RHP
5	M. DALY (1)	TEXAS STATE	3	2	2	0-0	RHP
6	E. PITRE (1)	KANSAS	2	4	2	0-2	RHP
7	A. FAWLEY (1)	W. KENTUCKY	0	6	0	0-2	LHP
8	WALDSCHMIDT (1)	LIPSCOMB	1	7	2	2-1	RHP
9	N. LOPEZ (1)	E. KENTUCKY	2	3	1	2-2	LHP
10	A. FAWLEY (2)	E. KENTUCKY	0	5	1	1-2	RHP
11	K. GARGETT (1)	KENNESAW STATE	0	5	1	1-0	RHP
12	NICHOLSON (1)	MURRAY STATE	1	4	2	0-0	LHP
13	N. MCCARTHY (1)	GEORGIA	0	6	1	2-1	RHP
14	M. DALY (2)	GEORGIA	1	6	2	1-2	RHP
15	N. LOPEZ (2)	GEORGIA	1	7	2	0-2	RHP
16	J. MCCOY (1)	GEORGIA	0	8	0	0-0	RHP
17	WALDSCHMIDT (2)	GEORGIA	0	8	0	0-0	RHP
18	NICHOLSON (2)	GEORGIA	1	3	2	0-0	LHP
19	PITRE (2)	GEORGIA	1	4	2	1-2	LHP
20	NICHOLSON (3)	GEORGIA	0	6	2	2-0	RHP
21	NICHOLSON (4)	MISSOURI	0	4	0	1-1	RHP
22	CRITTENBERGER (2)	MIAMI (OHIO)	0	8	2	1-1	RHP
23	E. PITRE (3)	OLE MISS	0	8	0	2-2	RHP
24	N. MCCARTHY (2)	OLE MISS	1	3	2	1-0	LHP
25	J. MCCOY (2)	OLE MISS	1	5	1	1-2	RHP
26	N. MCCARTHY (3)	OLE MISS	2	6	1	0-1	RHP
27	E. PITRE (4)	OLE MISS	0	9	0	1-1	RHP
28	J. MCCOY (3)	OLE MISS	0	5	0	1-1	RHP
29	G. SMITH (1)	OLE MISS	2	7	1	0-1	RHP
30	N. MCCARTHY (4)	ALABAMA	1	6	1	1-2	RHP
31	WALDSCHMIDT (3)	ALABAMA	1	3	1	1-0	LHP
32	G. SMITH (2)	ALABAMA	1	6	2	2-0	RHP
33	NICHOLSON (5)	ALABAMA	1	3	1	1-0	RHP
34	NICHOLSON (6)	ALABAMA	2	7	1	1-2	LHP
35	G. SMITH (3)	SAMFORD	1	5	2	3-1	RHP
36	D. BURKES (2)	SAMFORD	0	6	1	0-2	RHP
37	NICHOLSON (7)	AUBURN	1	7	2	0-1	LHP
38	NICHOLSON (8)	AUBURN	0	2	1	3-1	RHP
39	G. SMITH (4)	AUBURN	0	3	0	0-0	RHP
40	WALDSCHMIDT (4)	AUBURN	0	3	0	0-0	RHP
41	N. MCCARTHY (5)	AUBURN	0	4	0	0-1	RHP
42	E. PITRE (5)	AUBURN	0	9	0	1-0	RHP
43	NICHOLSON (9)	AUBURN	1	9	2	3-2	RHP
44	J. MCCOY (4)	AUBURN	2	5	0	0-1	RHP
45	NICHOLSON (10)	AUBURN	0	6	0	1-1	RHP
46	N. LOPEZ (3)	AUBURN	1	6	2	0-0	LHP
47	N. LOPEZ (4)	AUBURN	2	8	1	3-2	RHP
48	WALDSCHMIDT (5)	LOUISVILLE	0	1	0	2-0	LHP
49	NICHOLSON (11)	LOUISVILLE	1	5	1	1-1	RHP
50	WALDSCHMIDT (6)	LOUISVILLE	2	5	2	2-2	RHP
51	M. DALY (3)	LOUISVILLE	1	6	1	1-1	LHP
52	WALDSCHMIDT (7)	TENNESSEE	0	3	1	2-0	RHP
53	N. MCCARTHY (6)	TENNESSEE	0	8	1	0-1	RHP
54	WALDSCHMIDT (8)	TENNESSEE	0	1	0	0-0	RHP
55	D. BURKES (3)	TENNESSEE	0	3	1	2-1	LHP
56	M. DALY (4)	TENNESSEE	0	4	0	0-0	LHP
57	G. SMITH (5)	TENNESSEE	1	6	2	3-2	LHP
58	N. MCCARTHY (7)	TENNESSEE	0	7	2	0-0	LHP
59	M. DALY (5)	TENNESSEE	0	9	1	2-2	LHP
60	NICHOLSON (12)	TENNESSEE	0	9	1	1-0	LHP
61	WALDSCHMIDT (9)	SO. CAROLINA	0	3	1	2-0	RHP
62	M. DALY (6)	SO. CAROLINA	0	4	0	2-1	RHP
63	NICHOLSON (13)	SO. CAROLINA	0	4	0	1-1	RHP
64	NICHOLSON (14)	SO. CAROLINA	0	5	1	0-2	LHP
65	J. MCCOY (5)	SO. CAROLINA	0	5	2	0-2	LHP
66	E. PITRE (6)	ARKANSAS	0	1	1	0-2	LHP
67	N. LOPEZ (5)	ARKANSAS	1	3	1	2-1	LHP
68	NICHOLSON (15)	FLORIDA	1	8	1	3-2	RHP
69	NICHOLSON (16)	FLORIDA	2	9	2	2-0	RHP
70	WALDSCHMIDT (10)	VANDERBILT	2	3	2	1-1	RHP
71	N. LOPEZ (6)	VANDERBILT	0	8	1	1-0	RHP
72	WALDSCHMIDT (11)	VANDERBILT	0	1	0	0-0	LHP
73	E. PITRE (7)	VANDERBILT	0	1	0	2-1	LHP
74	NICHOLSON (17)	VANDERBILT	0	2	0	1-0	LHP
75	E. PITRE (8)	VANDERBILT	0	5	1	1-1	LHP

### GAMES STARTED AT KENTUCKY




### GAMES-GAMES STARTED (POSITION PLAYERS)

PLAYER	CAREER	2024	2023	2022	2021	2020
MITCHELL DALY	235-216	46-45	61-53!	67-59!	61-59!	-
GRANT SMITH	219-217	42-40	61-61	51-51~	49-49~	16-16~
RYAN NICHOLSON	215-197	49-45	55-54#	52-51#	50-45#	9-2#
TY CRITTENBERGER	163-134	20-7	57-56+	45-39+	41-32+	-
RYAN WALDSCHMIDT	162-145	49-45	59-58	52-48*	-	-
NICK LOPEZ	158-145	49-48	49-41~	48-47~	-	12-9=
DEVIN BURKES	131-122	50-49	61-61	20-12	-	-
EMILIEN PITRE	124-112	52-52	61-61	11-0	-	-
NOLAN McCARTHY	112-87	46-46	43-34	21-8	-	-
REUBEN CHURCH	111-76	21-9	33-27	27-14	31-26	-
PATRICK HERRERA	78-52	24-18	12-1	42-33@	-	-
JAMES McCOY	79-69	42-35	36-34	-	-	-
BEN HIGDON	12-0	0-0	-	12-0^	-	-
KYUSS GARGETT	11-5	11-5	-	-	-	-
ELI SMALL	11-1	11-1	-	-	-	-
GRIFFIN CAMERON	9-7	9-7	-	-	-	-
LUKAS SCHRAMM	8-6	8-6	-	-	-	-
AUSTIN FAWLEY	9-4	9-4	-	-	-	-
ETHAN HINDLE	7-4	7-4	-	-	-	-

!AT TEXAS; ~AT INCARNATE WORD; #AT CINCINNATI; +AT WESTERN KENTUCKY; \*AT CHARLESTON SOUTHERN; @AT NORTHWESTERN; ~AT SOUTHERN CAL;  
=AT ILLINOIS-CHICAGO; ^AT MEMPHIS



# GET WEIRD.



**THE 2024 KENTUCKY WILDCATS HAVE ADOPTED A UNIQUE DUGOUT CULTURE WHERE JUST ABOUT ANYTHING GOES AS LONG AS YOU'RE SUPPORTING YOUR TEAMMATES. GET WEIRD, AS IT'S BEEN COINED BY THE TEAM, WITH DUGOUT CAPTAIN RYAN HAGENOW ENFORCING THE RULES AS HE SEES FIT WITH COACH MINGIONE'S FULL BLESSING. ANTICS HAVE INCLUDED MIMICKING MINGIONE'S STYLE AS 3B COACH, PINK FUZZY HATS, STARING CONTESTS WITH DUGOUT CAMERAS, WATER BOTTLE SHOWERS AND MORE.**



## 2023 MLB DRAFT

Kentucky saw three players selected in the 2023 Major League Baseball Draft and two other players sign a free agent contract with a professional organization. Kentucky has had nine players drafted the past two drafts.

Round	Player	Organization
8	Austin Strickland (RHP)	Pittsburgh
11	Magdiel Cotto (LHP)	Pittsburgh
12	Logan Martin (RHP)	Kansas City

In addition, right-handed pitchers Seth Chavez (Tampa Bay) and Zack Lee (Detroit) signed free agent contracts.



## "THE HOOK"

One of the personal touches to the Wildcats' home, Kentucky Proud Park, is "The Hook," which is the name of the visiting bullpen just beyond the right field wall. The name is a tribute to former UK pitcher Jonathan Hooker, who pitched for the Cats from 1998-2001, and died in the plane crash of Comair Flight 5191 on Aug. 27, 2006 in Lexington.

Hooker and his wife, Scarlett Parsley, were married the night before and were on the early-morning flight headed to their honeymoon when the pilots attempted to take off from the wrong runway and crashed into a neighboring field. Forty-nine of the 50 people on board were killed, including both Hooker and Parsley.

The London, Ky. native was a beloved teammate and member of UK Baseball and his family were honored on Mar. 29, 2019 during an in-game ceremony to officially unveil "The Hook," which features a sign and memorial to the former Wildcat.



## RANKINGS

### OPPONENTS IN THE POLLS

TEAM	BA	D1	USA	PG	BWA
ALABAMA	-	-	RV	-	RV
ARKANSAS	5	5	4	7	5
FLORIDA	-	-	-	-	RV
GEORGIA	8	11	9	8	9
SAMFORD	-	-	-	-	RV
SOUTH CAROLINA	-	-	RV	-	RV
TENNESSEE	1	1	1	1	1
VANDERBILT	-	-	RV	-	RV

### KENTUCKY WEEK-BY-WEEK IN THE NATIONAL POLLS

TEAM	BA	D1	USA	PG	BWA
PRESEASON	-	-	RV	-	RV
WEEK 1	-	-	-	-	24
WEEK 2	-	-	RV	-	RV
WEEK 3	-	-	RV	25	25
WEEK 4	-	-	RV	-	RV
WEEK 5	-	-	25	24	21
WEEK 6	23	24	21	15	20
WEEK 7	18	17	16	12	15
WEEK 8	10	8	8	9	8
WEEK 9	7	3	5	7	4
WEEK 10	7	4	5	8	6
WEEK 11	9	8	8	11	8
WEEK 12	6	4	5	4	5
WEEK 13	2	2	3	2	3
WEEK 14	2	2	2	2	2

(BA - Baseball America; D1 - D1Baseball; USA - Coaches Poll; PG - Perfect Game; BWA - Baseball Writers)

### 2024 VS. RANKED OPPONENTS

TEAM	RANK	RECORD
GEORGIA	25 <sup>^</sup>	3-0
AT OLE MISS	22 <sup>*</sup>	3-0
ALABAMA	11 <sup>*</sup>	3-0
TENNESSEE	2 <sup>^</sup>	1-2
SOUTH CAROLINA	19 <sup>^</sup>	1-2
ARKANSAS	2 <sup>%</sup>	2-1

**TOTAL**      **13-5**  
**vs. Top 10**    **3-3**

(<sup>^</sup>NCBWA; <sup>\*</sup>Baseball America; <sup>+</sup>USA Coaches; <sup>%</sup>D1 Baseball; <sup>!</sup>Perfect Game)

### WHEN WAS THE LAST TIME...

WON A SERIES VS. A No. 1 RANKED FOE:	vs. No. 1 TENNESSEE (2022)
WON A SERIES VS. A TOP 5 FOE:	vs. No. 2 ARKANSAS, 2-1 (MAY 3-5, 2024)
WON A SERIES VS. TEAM RANKED NO. 6-10:	vs. No. 7 GEORGIA, 2-1 (MARCH 25-27, 2022)
WON A ROAD SERIES VS. RANKED OPPONENT:	AT No. 22 OLE MISS, 3-0 (MARCH 29-31, 2024)
SWEPT A HOME SERIES (THREE OR MORE GAMES):	vs. No. 11 ALABAMA (APRIL 5-7, 2024)
SWEPT A ROAD SERIES (THREE OR MORE GAMES):	AT No. 22 OLE MISS (MARCH 29-31, 2024)
DEFEATED A TOP 10 OPPONENT:	vs. No. 2 ARKANSAS, 7-4, MAY 5, 2024
RECORDED A TRIPLE PLAY:	vs. LOUISVILLE (APRIL 18, 2017; 7-2-6)
PLAYED AN EXTRA-INNING GAME:	10 INNINGS, AT FLORIDA; W, 7-5 (MAY 12, 2024)
SCORED 20 OR MORE RUNS IN A GAME:	21, AT SOUTHERN ILLINOIS (MARCH 12, 2023)
HIT SIX HOME RUNS IN A GAME (SEE BELOW FOR 7 HR)	vs. TENNESSEE (APRIL 21, 2024)
HIT SEVEN HOME RUNS IN A GAME:	vs. ALABAMA (APRIL 25, 2020)
HIT FOUR HOME RUNS IN AN INNING:	8TH, vs. DAYTON (FEB. 21, 2016)
DREW 10 OR MORE WALKS IN A GAME:	10, AT LOUISVILLE (APRIL 16, 2024)
GOT HIT BY 10 OR MORE PITCHES IN A GAME:	10, vs. MONMOUTH (MARCH 6, 2010) * TIED NCAA RECORD AT TIME
HIT BY THREE OR MORE PITCHES IN A GAME (PLAYER):	DEVIN BURKES (3, vs. WASHINGTON STATE, FEBRUARY 23, 2024)
STOLE EIGHT BASES IN A GAME:	AT AUBURN (APRIL 25, 2010)
STOLE 30 OR MORE CONSECUTIVE BASES AS TEAM:	33, 2021 (OPENED THE SEASON 33-FOR-33)
LED OFF A GAME WITH A HOME RUN:	RYAN WALDSCHMIDT (vs. VANDERBILT, MAY 17, 2024)
LED OFF A GAME WITH A TRIPLE:	AUSTIN SCHULTZ (vs. EASTERN KENTUCKY, MARCH 2, 2021)
HIT A GRAND SLAM:	MITCHELL DALY (vs. TEXAS STATE, FEBRUARY 24, 2024)
HIT A WALK-OFF HOME RUN:	HUNTER GILLIAM (vs. XAVIER, 2-RUN HR, 8TH INNING, 0 OUTS, APRIL 18, 2023)
HIT AN EXTRA-INNING, GAME-WINNING HOME RUN:	DORIAN HAIRSTON (vs. SOUTH CAROLINA, MAY 8, 2016)
HIT TWO HOME RUNS IN A GAME:	RYAN NICHOLSON (AT FLORIDA, MAY 10, 2024)
HIT TWO HOME RUNS IN AN INNING:	AJ REED (vs. ST. JOSEPH'S, FEB. 21, 2014)
HIT FIVE HOMERS IN A THREE-GAME SPAN:	AJ REED (FEB. 21-23, 2014)
HIT THREE HOME RUNS IN A GAME:	T.J. COLLETT (vs. ALABAMA, APRIL 23, 2021)
HIT A NINTH-INNING, PINCH-HIT HOMER:	RILEY MAHAN (AT LSU, MARCH 29, 2015)
HIT A HOME RUN ON HIS BIRTHDAY:	CHASE STANKE (AT LSU, APRIL 14, 2023)
HAD A TRADITIONAL WALK-OFF WIN:	vs. MISSISSIPPI STATE, 5-4, 10 INN. (MARCH 17, 2023)
HAD A WALK-OFF HIT OR WALK (NON-HR):	EMILIEN PITRE, SINGLE, vs. EASTERN KENTUCKY, 10-0, 7 INNINGS (MARCH 5, 2024)
HAD A WALK-OFF GRAND SLAM:	RILEY MAHAN (vs. ALABAMA, APRIL 9, 2016)
HIT AN INSIDE THE PARK HOMER:	JAMES MCCOY (vs. SOUTH CAROLINA, MAY 5, 2023)
HOMERED IN CONSECUTIVE GAMES:	EMILIEN PITRE (vs. VANDERBILT, MAY 17-18, 2024)
HOMERED IN THREE CONSECUTIVE GAMES:	RYAN NICHOLSON (AT LOUISVILLE, APRIL 16, AND vs. TENNESSEE, APRIL 19-20, 2024)
HOMERED IN THREE CONSECUTIVE SEC GAMES:	RYAN NICHOLSON (AT AUBURN, APRIL 11-13, 2024)
HOMERED IN FOUR CONSECUTIVE GAMES:	RYAN NICHOLSON (AT AUBURN, APRIL 11-13, AND AT LOUISVILLE, APRIL 16, 2024)
HOMERED IN FOUR CONSECUTIVE SEC GAMES:	RYAN NICHOLSON (vs ALABAMA, APRIL 7, AT AUBURN, APRIL 11-13, 2024)
HOMERED IN FIVE CONSECUTIVE SEC GAMES:	GRANT SMITH (AT TENNESSEE, MAY 13-14, vs. FLORIDA, MAY 18-20, 2023)
HOMERED IN CONSECUTIVE AT BATS:	RYAN NICHOLSON (AT FLORIDA, MAY 10, 2024)
HOMERED IN THREE CONSECUTIVE AT BATS:	T.J. COLLETT (vs. ALABAMA, APRIL 25, 2021)
HOMERED IN FIRST AT-BAT OF THE SEASON:	ELI SMALL (AT USC UPSTATE, FEB. 18, 2024)
HOMERED FOR FIRST CAREER HIT:	AUSTIN FAWLEY (vs. WKU, FEB. 27, 2024) AND LUKAS SCHRAMM AND ELI SMALL (AT USC UPSTATE, FEB. 18, 2024)
HOMERED IN FIRST AT-BAT OF THEIR CAREER:	ELI SMALL (AT USC UPSTATE, FEB. 18, 2024)
HOMERED IN FIRST GAME OF UK CAREER:	TY CRITTENBERGER, LUKAS SCHRAMM AND ELI SMALL (AT UPSTATE, FEB. 18, 2024)
HOMERED IN FIRST HOME AT BAT OF THEIR CAREER (GS):	AJ REED (vs. W. BUFFALO, FEB. 24, 2012)
HOMERED IN FINAL HOME AT BAT OF THEIR CAREER (GS):	MARCUS NIDIFFER (vs. LSU, MAY 16, 2010)
HIT BACK-TO-BACK HOME RUNS (TEAM):	RYAN WALDSCHMIDT AND EMILIEN PITRE (vs. VANDERBILT, MAY 17, 2024)
HIT THREE CONSECUTIVE HOME RUNS (TEAM):	LANCE RAY, BRADEN KAPTEYN AND MARCUS NIDIFFER (AT INDIANA, MAY 11, 2010)
SCORED FIVE OR MORE RUNS IN A GAME:	CHASE ESTEP (5, vs. GEORGIA, MARCH 27, 2022)
SCORED SIX OR MORE RUNS IN A GAME:	ANDY BURNS (6, vs. MISSISSIPPI STATE, APRIL 19, 2009)
REACHED BASE SAFELY IN 8+ STRAIGHT PLATE APPEARANCES:	NICK LOPEZ (9), 6 HITS, 3 WALKS (AT AUBURN, AT LOUISVILLE, APRIL 13 AND 16, 2024)
HAD A HIT IN SEVEN CONSECUTIVE OFFICIAL AT BATS:	RYAN SHINN (AT AUSTIN PEAY AND AT TEXAS TECH, FEB. 17-23, 2019)
HAD FIVE HITS IN A GAME:	NICK LOPEZ (vs. MURRAY STATE, MARCH 12, 2024)
HAD SIX OR MORE HITS IN A GAME:	JT RIDDLE, 6 (vs. NIAGARA, FEB. 17, 2013)
HAD SIX RBI IN A GAME:	RYAN WALDSCHMIDT (AT LOUISVILLE, APRIL 16, 2024)
HAD SEVEN RBI IN A GAME:	DEVIN BURKES (vs. WRIGHT STATE, FEB. 26, 2023)
HAD EIGHT RBI IN A GAME:	LUKE BECKER (vs. MIAMI, OHIO, MARCH 12, 2017)
HIT HOME RUNS FROM BOTH SIDES OF THE PLATE:	NICK LOPEZ (AT AUBURN, APRIL 13, 2024)
STOLE THREE OR MORE BASES IN A GAME:	GRANT SMITH (3, AT SOUTH CAROLINA, APRIL 27, 2024)
STOLE FIVE OR MORE BASES IN A GAME:	JAREN SHELBY (5, vs. EASTERN KENTUCKY, FEB. 26, 2019)
WALKED FOUR OR MORE TIMES IN A GAME:	PATRICK HERRERA (4, vs. MIAMI UNIVERSITY, MARCH 26, 2024)
STRUCK OUT 10 OR MORE IN A GAME:	TREY POOSER (11, AT SOUTH CAROLINA, APRIL 26, 2024)
PITCHED A NINE-INNING COMPLETE GAME:	DOMINIC NIMAN (vs ALABAMA, APRIL 6, 2024)
PITCHED A NINE-INNING SHUTOUT:	DOMINIC NIMAN (vs ALABAMA, APRIL 6, 2024)
PITCHED A NO-HITTER:	TOM BANNON (vs. GEORGIA STATE, MARCH 16, 1971; W, 3-1 IN 7 INNINGS; SEASON OPENER)
GOT NO-HIT:	vs. VANDERBILT (APRIL 22, 2022)

## KENTUCKY BATTING ORDER

GAME	1	2	3	4	5	6	7	8	9
UPSTATE	LOPEZ	NICHOLSON	BURKES	PITRE	CHURCH	McCOY	G. SMITH	McCARTHY	CAMERON
UPSTATE	LOPEZ	NICHOLSON	BURKES	PITRE	CHURCH	McCOY	CAMERON	McCARTHY	G. SMITH
UPSTATE	HERRERA	NICHOLSON	BURKES	PITRE	McCARTHY	SCHRAMM	DALY	CRITTENBERGER	G. SMITH
MOREHEAD	LOPEZ	NICHOLSON	BURKES	PITRE	McCOY	CRITTENBERGER	McCARTHY	FAWLEY	G. SMITH
WASHINGTON STATE	LOPEZ	NICHOLSON	BURKES	PITRE	HERRERA	DALY	McCARTHY	CRITTENBERGER	G. SMITH
TEXAS STATE	WALDSCHMIDT	HERRERA	BURKES	PITRE	DALY	SCHRAMM	CHURCH	McCARTHY	G. SMITH
KANSAS	WALDSCHMIDT	HERRERA	BURKES	PITRE	DALY	NICHOLSON	McCARTHY	McCOY	G. SMITH
WESTERN KENTUCKY	WALDSCHMIDT	PITRE	HERRERA	LOPEZ	DALY	SCHRAMM	McCARTHY	FAWLEY	G. SMITH
LIPSCOMB	WALDSCHMIDT	PITRE	HERRERA	LOPEZ	BURKES	DALY	CAMERON	McCARTHY	G. SMITH
LIPSCOMB	WALDSCHMIDT	PITRE	HERRERA	LOPEZ	BURKES	HINDLE	CAMERON	SCHRAMM	G. SMITH
LIPSCOMB	WALDSCHMIDT	PITRE	HERRERA	LOPEZ	BURKES	HINDLE	CAMERON	SCHRAMM	G. SMITH
EASTERN KENTUCKY	WALDSCHMIDT	PITRE	HERRERA	LOPEZ	HINDLE	GARGETT	SCHRAMM	FAWLEY	CAMERON
EASTERN KENTUCKY	WALDSCHMIDT	PITRE	HERRERA	LOPEZ	BURKES	GARGETT	HINDLE	McCARTHY	CAMERON
KENNESAW STATE	WALDSCHMIDT	PITRE	HERRERA	LOPEZ	BURKES	NICHOLSON	DALY	GARGETT	CRITTENBERGER
KENNESAW STATE	WALDSCHMIDT	PITRE	HERRERA	LOPEZ	GARGETT	BURKES	DALY	NICHOLSON	CRITTENBERGER
KENNESAW STATE	SMALL	GARGETT	LOPEZ	PITRE	BURKES	HERRERA	DALY	NICHOLSON	CAMERON
MURRAY STATE	WALDSCHMIDT	PITRE	BURKES	LOPEZ	DALY	NICHOLSON	CHURCH	CRITTENBERGER	McCARTHY
GEORGIA	WALDSCHMIDT	PITRE	BURKES	LOPEZ	DALY	NICHOLSON	HERRERA	CHURCH	McCARTHY
GEORGIA	WALDSCHMIDT	PITRE	BURKES	LOPEZ	DALY	NICHOLSON	CHURCH	McCARTHY	McCOY
GEORGIA	WALDSCHMIDT	PITRE	BURKES	LOPEZ	DALY	NICHOLSON	McCARTHY	McCOY	G. SMITH
EVANSVILLE	WALDSCHMIDT	PITRE	BURKES	LOPEZ	DALY	NICHOLSON	CHURCH	McCARTHY	McCOY
MISSOURI	WALDSCHMIDT	PITRE	BURKES	LOPEZ	DALY	NICHOLSON	McCARTHY	McCOY	G. SMITH
MISSOURI	WALDSCHMIDT	PITRE	BURKES	LOPEZ	DALY	NICHOLSON	McCARTHY	CRITTENBERGER	G. SMITH
MISSOURI	WALDSCHMIDT	PITRE	DALY	LOPEZ	BURKES	NICHOLSON	McCARTHY	McCOY	G. SMITH
MIAMI UNIVERSITY	HERRERA	PITRE	NICHOLSON	LOPEZ	DALY	FAWLEY	McCARTHY	McCOY	G. SMITH
OLE MISS	WALDSCHMIDT	PITRE	BURKES	LOPEZ	DALY	NICHOLSON	McCARTHY	McCOY	G. SMITH
OLE MISS	WALDSCHMIDT	PITRE	BURKES	LOPEZ	DALY	NICHOLSON	McCARTHY	HERRERA	G. SMITH
OLE MISS	WALDSCHMIDT	PITRE	BURKES	LOPEZ	DALY	NICHOLSON	McCARTHY	McCOY	G. SMITH
ALABAMA	WALDSCHMIDT	PITRE	BURKES	LOPEZ	DALY	NICHOLSON	McCARTHY	McCOY	G. SMITH
ALABAMA	WALDSCHMIDT	PITRE	BURKES	LOPEZ	DALY	NICHOLSON	McCARTHY	McCOY	G. SMITH
ALABAMA	WALDSCHMIDT	PITRE	BURKES	LOPEZ	DALY	NICHOLSON	McCARTHY	McCOY	G. SMITH
SAMFORD	WALDSCHMIDT	PITRE	BURKES	LOPEZ	DALY	NICHOLSON	McCARTHY	McCOY	G. SMITH
AUBURN	WALDSCHMIDT	PITRE	BURKES	LOPEZ	DALY	NICHOLSON	McCARTHY	McCOY	G. SMITH
AUBURN	WALDSCHMIDT	PITRE	BURKES	LOPEZ	DALY	NICHOLSON	McCARTHY	McCOY	G. SMITH
AUBURN	WALDSCHMIDT	PITRE	BURKES	LOPEZ	DALY	NICHOLSON	McCARTHY	McCOY	G. SMITH
LOUISVILLE	WALDSCHMIDT	PITRE	BURKES	LOPEZ	DALY	NICHOLSON	McCARTHY	McCOY	G. SMITH
TENNESSEE	WALDSCHMIDT	PITRE	G. SMITH	LOPEZ	DALY	NICHOLSON	McCARTHY	McCOY	BURKES
TENNESSEE	WALDSCHMIDT	PITRE	G. SMITH	LOPEZ	DALY	NICHOLSON	McCARTHY	McCOY	BURKES
TENNESSEE	WALDSCHMIDT	PITRE	G. SMITH	LOPEZ	DALY	NICHOLSON	McCARTHY	McCOY	BURKES
SO. CAROLINA	WALDSCHMIDT	PITRE	G. SMITH	LOPEZ	DALY	NICHOLSON	McCARTHY	McCOY	BURKES
SO. CAROLINA	WALDSCHMIDT	PITRE	G. SMITH	LOPEZ	DALY	NICHOLSON	McCARTHY	McCOY	BURKES
SO. CAROLINA	WALDSCHMIDT	PITRE	G. SMITH	LOPEZ	DALY	NICHOLSON	McCARTHY	McCOY	BURKES
ARKANSAS	WALDSCHMIDT	PITRE	G. SMITH	CHURCH	DALY	NICHOLSON	McCARTHY	HERRERA	BURKES
ARKANSAS	WALDSCHMIDT	PITRE	BURKES	LOPEZ	DALY	NICHOLSON	McCARTHY	McCOY	G. SMITH
ARKANSAS	WALDSCHMIDT	PITRE	BURKES	LOPEZ	DALY	NICHOLSON	McCARTHY	McCOY	G. SMITH
FLORIDA	WALDSCHMIDT	PITRE	BURKES	LOPEZ	DALY	NICHOLSON	McCARTHY	McCOY	CHURCH
FLORIDA	WALDSCHMIDT	PITRE	BURKES	LOPEZ	DALY	NICHOLSON	McCARTHY	McCOY	HERRERA
FLORIDA	WALDSCHMIDT	PITRE	BURKES	LOPEZ	DALY	NICHOLSON	McCARTHY	McCOY	HERRERA
VANDERBILT	WALDSCHMIDT	PITRE	BURKES	LOPEZ	DALY	NICHOLSON	McCARTHY	McCOY	G. SMITH
VANDERBILT	WALDSCHMIDT	PITRE	BURKES	LOPEZ	DALY	NICHOLSON	McCARTHY	McCOY	G. SMITH
VANDERBILT	WALDSCHMIDT	PITRE	BURKES	LOPEZ	DALY	NICHOLSON	McCARTHY	McCOY	G. SMITH
LSU (SECT)	WALDSCHMIDT	PITRE	BURKES	LOPEZ	DALY	NICHOLSON	McCARTHY	McCOY	G. SMITH

## KENTUCKY STARTING LINEUP

GAME	C	1B	2B	SS	3B	LF	CF	RF	DH
UPSTATE	BURKES	NICHOLSON	PITRE	G. SMITH	LOPEZ	McCARTHY	CAMERON	McCOY	CHURCH
UPSTATE	BURKES	NICHOLSON	PITRE	G. SMITH	LOPEZ	McCARTHY	CAMERON	McCOY	CHURCH
UPSTATE	BURKES	NICHOLSON	PITRE	G. SMITH	DALY	McCARTHY	CRITTENBERGER	SCHRAMM	HERRERA
MOREHEAD	FAWLEY	NICHOLSON	PITRE	G. SMITH	LOPEZ	McCARTHY	CRITTENBERGER	McCOY	BURKES
WASHINGTON STATE	BURKES	NICHOLSON	PITRE	G. SMITH	DALY	McCARTHY	CRITTENBERGER	HERRERA	LOPEZ
TEXAS STATE	BURKES	CHURCH	PITRE	G. SMITH	DALY	HERRERA	McCARTHY	SCHRAMM	WALDSCHMIDT
KANSAS	BURKES	NICHOLSON	PITRE	G. SMITH	DALY	HERRERA	McCARTHY	McCOY	WALDSCHMIDT
WESTERN KENTUCKY	FAWLEY	LOPEZ	PITRE	G. SMITH	DALY	HERRERA	McCARTHY	SCHRAMM	WALDSCHMIDT
LIPSCOMB	BURKES	LOPEZ	PITRE	G. SMITH	DALY	McCARTHY	CAMERON	HERRERA	WALDSCHMIDT
LIPSCOMB	BURKES	LOPEZ	PITRE	G. SMITH	HINDLE	SCHRAMM	CAMERON	HERRERA	WALDSCHMIDT
LIPSCOMB	BURKES	LOPEZ	PITRE	G. SMITH	HINDLE	SCHRAMM	CAMERON	HERRERA	WALDSCHMIDT
EASTERN KENTUCKY	FAWLEY	LOPEZ	PITRE	GARGETT	HINDLE	SCHRAMM	CAMERON	HERRERA	WALDSCHMIDT
EASTERN KENTUCKY	BURKES	LOPEZ	PITRE	GARGETT	HINDLE	McCARTHY	CAMERON	HERRERA	WALDSCHMIDT
KENNESAW STATE	BURKES	NICHOLSON	PITRE	GARGETT	DALY	WALDSCHMIDT	CRITTENBERGER	HERRERA	LOPEZ
KENNESAW STATE	BURKES	NICHOLSON	PITRE	GARGETT	DALY	WALDSCHMIDT	CRITTENBERGER	HERRERA	LOPEZ
KENNESAW STATE	BURKES	NICHOLSON	PITRE	GARGETT	DALY	HERRERA	CAMERON	SMALL	LOPEZ
MURRAY STATE	BURKES	NICHOLSON	PITRE	DALY	CHURCH	WALDSCHMIDT	CRITTENBERGER	McCARTHY	LOPEZ
GEORGIA	BURKES	NICHOLSON	PITRE	DALY	CHURCH	WALDSCHMIDT	McCARTHY	HERRERA	LOPEZ
GEORGIA	BURKES	NICHOLSON	PITRE	DALY	CHURCH	WALDSCHMIDT	McCARTHY	McCOY	LOPEZ
GEORGIA	BURKES	NICHOLSON	PITRE	G. SMITH	DALY	WALDSCHMIDT	McCARTHY	McCOY	LOPEZ
EVANSVILLE	BURKES	NICHOLSON	PITRE	DALY	CHURCH	WALDSCHMIDT	McCARTHY	McCOY	LOPEZ
MISSOURI	BURKES	NICHOLSON	PITRE	G. SMITH	DALY	WALDSCHMIDT	McCARTHY	McCOY	LOPEZ
MISSOURI	BURKES	NICHOLSON	PITRE	G. SMITH	DALY	WALDSCHMIDT	CRITTENBERGER	McCARTHY	LOPEZ
MISSOURI	BURKES	NICHOLSON	PITRE	G. SMITH	DALY	WALDSCHMIDT	McCARTHY	McCOY	LOPEZ
MIAMI UNIVERSITY	FAWLEY	NICHOLSON	PITRE	G. SMITH	DALY	HERRERA	McCARTHY	McCOY	LOPEZ
OLE MISS	BURKES	NICHOLSON	PITRE	G. SMITH	DALY	WALDSCHMIDT	McCARTHY	McCOY	LOPEZ
OLE MISS	BURKES	NICHOLSON	PITRE	G. SMITH	DALY	WALDSCHMIDT	McCARTHY	HERRERA	LOPEZ
OLE MISS	BURKES	NICHOLSON	PITRE	G. SMITH	DALY	WALDSCHMIDT	McCARTHY	McCOY	LOPEZ
ALABAMA	BURKES	NICHOLSON	PITRE	G. SMITH	DALY	WALDSCHMIDT	McCARTHY	McCOY	LOPEZ
ALABAMA	BURKES	NICHOLSON	PITRE	G. SMITH	DALY	WALDSCHMIDT	McCARTHY	McCOY	LOPEZ
ALABAMA	BURKES	NICHOLSON	PITRE	G. SMITH	DALY	WALDSCHMIDT	McCARTHY	McCOY	LOPEZ
SAMFORD	BURKES	NICHOLSON	PITRE	G. SMITH	DALY	WALDSCHMIDT	McCARTHY	McCOY	LOPEZ
AUBURN	BURKES	NICHOLSON	PITRE	G. SMITH	DALY	WALDSCHMIDT	McCARTHY	McCOY	LOPEZ
AUBURN	BURKES	NICHOLSON	PITRE	G. SMITH	DALY	WALDSCHMIDT	McCARTHY	McCOY	LOPEZ
AUBURN	BURKES	NICHOLSON	PITRE	G. SMITH	DALY	WALDSCHMIDT	McCARTHY	McCOY	LOPEZ
LOUISVILLE	BURKES	NICHOLSON	PITRE	G. SMITH	DALY	WALDSCHMIDT	McCARTHY	McCOY	LOPEZ
TENNESSEE	BURKES	NICHOLSON	PITRE	G. SMITH	DALY	WALDSCHMIDT	McCARTHY	McCOY	LOPEZ
TENNESSEE	BURKES	NICHOLSON	PITRE	G. SMITH	DALY	WALDSCHMIDT	McCARTHY	McCOY	LOPEZ
TENNESSEE	BURKES	NICHOLSON	PITRE	G. SMITH	DALY	WALDSCHMIDT	McCARTHY	McCOY	LOPEZ
SO. CAROLINA	BURKES	NICHOLSON	PITRE	G. SMITH	DALY	WALDSCHMIDT	McCARTHY	McCOY	LOPEZ
SO. CAROLINA	BURKES	NICHOLSON	PITRE	G. SMITH	DALY	WALDSCHMIDT	McCARTHY	McCOY	LOPEZ
SO. CAROLINA	BURKES	NICHOLSON	PITRE	G. SMITH	DALY	WALDSCHMIDT	McCARTHY	McCOY	LOPEZ
ARKANSAS	BURKES	NICHOLSON	PITRE	G. SMITH	DALY	WALDSCHMIDT	McCARTHY	HERRERA	CHURCH
ARKANSAS	BURKES	NICHOLSON	PITRE	G. SMITH	DALY	WALDSCHMIDT	McCARTHY	McCOY	LOPEZ
ARKANSAS	BURKES	NICHOLSON	PITRE	G. SMITH	DALY	WALDSCHMIDT	McCARTHY	McCOY	LOPEZ
FLORIDA	BURKES	NICHOLSON	PITRE	DALY	CHURCH	WALDSCHMIDT	McCARTHY	McCOY	LOPEZ
FLORIDA	BURKES	NICHOLSON	PITRE	DALY	HERRERA	WALDSCHMIDT	McCARTHY	McCOY	LOPEZ
FLORIDA	BURKES	NICHOLSON	PITRE	DALY	HERRERA	WALDSCHMIDT	McCARTHY	McCOY	LOPEZ
VANDERBILT	BURKES	NICHOLSON	PITRE	G. SMITH	DALY	WALDSCHMIDT	McCARTHY	McCOY	LOPEZ
VANDERBILT	BURKES	NICHOLSON	PITRE	G. SMITH	DALY	WALDSCHMIDT	McCARTHY	McCOY	LOPEZ
VANDERBILT	BURKES	NICHOLSON	PITRE	G. SMITH	DALY	WALDSCHMIDT	McCARTHY	McCOY	LOPEZ
LSU (SECT)	BURKES	NICHOLSON	PITRE	G. SMITH	DALY	WALDSCHMIDT	McCARTHY	McCOY	LOPEZ

# HEAD COACH NICK MINGIONE

Kentucky fans have quickly created a bond with **Nick Mingione**, whose infectious and unrelenting enthusiasm and down-to-earth personality has earned legions of new fans. Although it is certainly an ingredient in Mingione's on-field success, getting the best out of his players has been the biggest factor in the success he's achieved everywhere he's been. In 19 full seasons of coaching the teams he's been involved with have averaged 38 victories a year and advanced to the postseason 10 times with two national runner-up finishes. He already is the third-winningest coach in Kentucky history.

Mingione had a brilliant playing career at Embry-Riddle - he ranks 10th on its career hits list - where he helped lead the program to 154 victories and three NAIA World Series appearances in three seasons as an assistant. When he arrived at Kentucky in 2006 he was immediately part of what is still the Cats' only SEC championship club, then smelled success at Mississippi State before returning to the one place he had always wanted to be a head coach - UK. First season, first Super Regional appearance for the Cats.

He made it a point to have his team involved in the community, part of his "Student. Person. Player." guiding principle of the program, participating in numerous philanthropic events in Lexington while also taking time for more than 100 local speaking engagements. In his first season his ethos for the program was on full display as UK players earned SEC Pitcher of the Year, SEC Scholar Athlete of the Year and SEC Community Service Team honors. He recently was named the winner of 2022 Fellowship of Christian Athletes Jerry Kindall Character in Coaching Award.

Mingione became the winningest UK coach during the first three seasons of his tenure with 103 total wins and 39 in SEC play. The success has carried over to the Major League Baseball Draft, where Mingione and his staff's ability to groom players for a professional career has led to 33 players being selected in the past six MLB Drafts. The 21 players selected in the 2017 and 2018 drafts were the most of any program in the country and Mingione has helped mentor two top 20 overall picks in first baseman Evan White (17th, 2017) and left-handed pitcher Zack Thompson (19th, 2019).

Mingione has a sterling reputation as a recruiter. Over the 15 seasons at Kentucky and Mississippi State for which recruiting rankings are final, he has helped land classes with an average ranking of 15th, including top-three classes in 2013-15. He also has an unmatched track record of player development, coaching 86 players selected in the MLB Draft, as well as 46 All-Americans and six conference players of the year. His first recruiting class at Kentucky was ranked in the Top 10 of all the major industry outlets.

## MINGIONE VS. ALL OPPONENTS

OPPONENT	RECORD
Alabama	8-5
Appalachian State	3-0
Arkansas	3-9
Auburn	11-3
Austin Peay	3-0
Ball State	2-2
Bellarmine	4-0
Boston College	0-1
Butler	1-0
Canisius	3-0
Cincinnati	2-1
Dayton	2-0
Delaware	0-1
<b>Eastern Kentucky</b>	<b>8-1</b>
Elon	2-1
<b>Evansville</b>	<b>5-0</b>
<b>Florida</b>	<b>8-14</b>
<b>Georgia</b>	<b>11-10</b>
Georgia State	3-0
High Point	3-0
Houston	1-0
Indiana	7-2
Indiana State	3-0
Jacksonville State	3-0
<b>Kansas</b>	<b>1-0</b>
<b>Kennesaw State</b>	<b>1-2</b>
Liberty	0-1
<b>Lipscomb</b>	<b>4-0</b>
Louisiana	1-0
<b>Louisville</b>	<b>4-9</b>
<b>LSU</b>	<b>4-11</b>
<b>Miami (Ohio)</b>	<b>6-0</b>
Michigan	1-0
Middle Tennessee	3-0
Milwaukee	3-0
Mississippi State	6-6
<b>Missouri</b>	<b>13-8</b>
<b>Morehead State</b>	<b>5-0</b>
<b>Murray State</b>	<b>6-1</b>
Norfolk State	1-0
North Carolina	0-3
North Carolina State	2-1
Northern Kentucky	2-1
Oakland	5-0
Ohio	2-1
Old Dominion	1-0
<b>Ole Miss</b>	<b>8-4</b>
Sam Houston State	1-0
<b>Samford</b>	<b>0-1</b>
<b>South Carolina</b>	<b>11-12</b>
Southeast Missouri	1-0
Southern Illinois	3-0
Southern Illinois-Edwardsville	1-0
St. Joseph's	1-0
TCU	2-4
<b>Tennessee</b>	<b>9-12</b>
Tennessee-Martin	1-0
Tennessee Tech	4-0
Texas A&M	5-7
<b>Texas State</b>	<b>1-0</b>
Texas Tech	2-4
UC-Santa Barbara	3-0
UNC Wilmington	0-3
<b>USC Upstate</b>	<b>5-0</b>
Vanderbilt	7-15
<b>Washington State</b>	<b>0-1</b>
Western Carolina	1-0
Western Michigan	3-0
<b>Western Kentucky</b>	<b>9-1</b>
West Virginia	1-0
Wofford	1-0
<b>Wright State</b>	<b>3-1</b>
Xavier	4-1
<b>TOTALS</b>	<b>255-163</b>

(\*2024 opponents in bold)



## NICK MINGIONE - 2017 NATIONAL AND SEC COACH OF THE YEAR

### MINGIONE BY THE NUMBERS

**386** - SEC Academic Honor Roll selections

**86** - Players coached who have been selected in the Major League Baseball Draft

**48** - All-Conference honors coached

**46** - All-American honors coached

**26** - Players who have reached MLB

**19** - Seasons as a college baseball coach

**14** - Nationally-ranked recruiting classes (2006-07, 2009-20)

**11** - NCAA Regionals (2003-06, 2011-14, 2016, 2017, 2023)

**6** - Conference championships (2003-06, 2012, 2016)

**6** - Conference Players of the Year coached (2004-06, 2012, 2016, 2017)

**5** - College World Series (1999, 2003-05, 2013)

**4** - SEC Scholar Athlete of the Year (2013, 2014, 2015, 2017)

**2** - National Championship finalists (2005, 2013)

**2** - Senior CLASS Award winners (2018, 2021)

**2** - SEC Coach of the Year (2017, 2024)

**1** - National Coach of the Year (2017)



**Student. Person. Player.**

**COACH MINGIONE IS PASSIONATE ABOUT DEVELOPING STUDENT-ATHLETES IN THREE AREAS: STUDENT. PERSON. PLAYER.**

## 2024 COACHING STAFF



### 15 - DAN ROSZEL

#### Coaching Career

2000: North Florida, Graduate Assistant  
 2001-02: Lake City Community College, Assistant Coach  
 2003-06: Gardner-Webb, Pitching Coach/Recruiting Coordinator  
 2007-08: Florida Gulf Coast, Assistant Coach/Pitching Coach  
 2009-10: College of Charleston, Pitching Coach/Recruiting Coordinator  
 2011-19: East Carolina, Pitching Coach  
 2020-Current: Kentucky, Pitching Coach

Roszel has had 39 pitchers sign pro contracts, 18 pitchers reach Major League Baseball, two top 15 overall picks and mentored star left-hander Chris Sale. He also has had 25 all-conference selections, 11 all-americans and two conference pitchers of the year.




### 91 - AUSTIN COUSINO

#### Coaching Career

2014-16: Played minor league baseball  
 2017-18: Graduate Assistant, Mississippi State  
 2018-19: Assistant Coach, Xavier  
 2019-22: Area Scout, Detroit Tigers  
 2022-23: Area Scout, Tampa Bay Rays  
 2023-Current: Assistant Coach/Recruiting Coordinator, Kentucky

Cousino, a former all-american, Gold Glover and two-time USA Baseball member while at Kentucky, has already coached 26 players to the professional ranks in his short coaching career.



### 15 - NICK AMMIRATI

#### Coaching Career

2015-16: Northwestern State, Assistant Coach  
 2017-20: Hinds Community College, Assistant Coach  
 2021: Southern Miss, Assistant Coach  
 2022-Current: Kentucky, Assistant Coach

A former starting catcher on a College World Series club, Ammirati's low key approach and vast knowledge of the game already has helped see 22 of his students reach pro ball and three become major leaguers in just six seasons of coaching. In 2023, a UK offense he helped guide shattered the school record for hit by pitch and saw four players steal at least 15 bases for the only time in program history.



### TREVOR FITTS - PLAYER DEVELOPMENT

#### Coaching Career

2015-16 : South Alabama, Grad Assistant  
 2017-18 : Mississippi State, Director of Operations  
 2018-19: Jacksonville State, Volunteer Assistant  
 2020-22 : Austin Peay, Assistant Coach/ Pitching Coach/ Interim Head Coach  
 2022-23 : Southwest MS CC, Assistant Coach/ Pitching Coach  
 2023 : Detroit Tigers (West Michigan Whitecaps), Assistant Pitching Coach

Fitts, who started on the mound in Game 1 of the 2013 College World Series, joined UK's staff in the summer and brings a wealth of pitching knowledge. Counting his year as State's Director of Ops he has had 31 total pro players, including nine who have made it to MLB.



### CATS IN THE PROS

#### MAJOR LEAGUE BASEBALL

CARSON COLEMAN - TEXAS RANGERS (DL)  
 COLLIN COWGILL - CINCINNATI REDS (COACH)  
 TREVOR GOTT - OAKLAND ATHLETICS (DL)  
 ANDY GREEN - NY METS (FRONT OFFICE)  
 SEAN HJELLE - SAN FRANCISCO GIANTS (DL)  
 LUKE MAILE - CINCINNATI REDS  
 JAMES PAXTON - LOS ANGELES DODGERS  
 TAYLOR ROGERS - SAN FRANCISCO GIANTS  
 ZACK THOMPSON - ST. LOUIS CARDINALS

#### MINOR LEAGUE BASEBALL

SETH CHAVEZ (RAYS-A)  
 KYLE CODY (GIANTS)  
 MAGDIEL COTTO (PIRATES-A)  
 TYLER GUILFOIL (ASTROS-A)  
 ZACH HAAKE (PHILLIES-AA)  
 SEAN HARNEY (RAYS-A)  
 DANIEL HARPER (PHILLIES-A)  
 VINCE HARRISON - DAYTON DRAGONS (REDS-A, MANAGER)  
 HOLT JONES (MARLINS-A)  
 ZACK LEE (TIGERS-ROOKIE)  
 JUSTIN LEWIS (GUARDIANS-AA)  
 ZACH LOGUE (BRAVES-AAA)  
 LOGAN MARTIN (ROYALS-A)  
 ZACH POP (BLUE JAYS -AAA)  
 JOHN RHODES (ORIOLES-AA)  
 RYAN RITTER (ROCKIES-AA)  
 ALONZO RUBALCABA (TIGERS-A)  
 AUSTIN STRICKLAND (GIANTS-ROOKIE)  
 COLE STUPP (TIGERS-A)  
 EVAN WHITE (ANGELS-AAA)

## KENTUCKY PRODUCES PROS



### MLB TRAINING GROUND

Kentucky has made its presence felt in the Major League Baseball Draft in recent years with 36 players selected during the Nick Mingione era, including 21 in 2017 and 2018, which was the most of any college program in the country over that span. In Evan White (2017) and Zack Thompson (2019) the Cats have had two first-round selections under Mingione. In the last seven drafts:

- 19 Wildcats were selected in the first 10 rounds.
- Eight were selected in the first five rounds, including first-rounders Evan White (2017) and Zack Thompson (2019).
- The 13 picks in 2018 are the second-most for any school in a single draft since 2006 and tied for an SEC record with Texas A&M (2016) and national champion Vanderbilt (2019).
- The 23 underclassmen drafted during that span earned \$13.358 million in signing bonus money, an average of \$581,000 per player.
- All but one draftee was selected higher than previously selected.
- 26 of the draftees had not previously been drafted.
- White was named a 2020 AL Gold Glove winner, the first rookie first baseman in either league to win the award since its inception in 1957.

### WALK IT OFF

#### The Cats' 10 most recent traditional walk-off victories

DATE	OPPONENT	SCORE	FINAL PLAY
3/17/23	Mississippi State	5-4 (10)	Wild pitch
3/5/23	Indiana State	7-6	RBI Single
5/5/22	No. 1 Tennessee	3-2 (13)	RBI Single
3/13/22	High Point	4-3	Error
2/26/22	Western Michigan	13-12 (12)	Error
2/23/22	Bellarmine	3-2	RBI Double
3/23/21	Butler	6-5	Two-Run Double
3/20/21	Missouri	5-4	Passed Ball
3/4/20	Murray State	9-8	Solo Home Run
2/23/20	Appalachian State	8-7 (15)	RBI Walk
3/10/19	Middle Tennessee	5-4	Two-Run HR

The Cats have walked it off 18 times since Nick Mingione took over as head coach before the 2017 season, including five run rule games.

### BASEBALL MINDS IN THE PROS

Former Wildcat Vince Harrison has been named the manager of the Dayton Dragons, the class High-A affiliate for the Cincinnati Reds, for the 2024 season. A former football and baseball player at Kentucky, Harrison has remained in the game of baseball and is one of three former players in non-playing roles with a Major League Baseball organization. Collin Cowgill remains an assistant coach with the Reds and former MLB manager and UK all-time hits leader Andy Green has joined the New York Mets' front office.

## KENTUCKY PROUD PARK

Kentucky baseball moved into a new home for the 2019 season, opening the \$49 million Kentucky Proud Park, a state-of-the-art facility immediately considered one of the top facilities in all of college baseball. The Wildcats won their first game in their new home, defeating Eastern Kentucky, 7-3, on Feb. 26, 2019.

The stadium features permanent seating for nearly 2,500 fans with additional space on grass berms to accommodate 5,000 fans for regular season games. Beyond the outfield wall, temporary bleachers can be installed for NCAA Tournament games to bring the seating capacity to more than 7,000.

The team areas were a priority and give our players and coaches everything they need to compete at a high level in a single location. The facility features a team lounge, locker room, training area, indoor hitting and pitching areas, and coaching offices, as well as a recruiting room. All spaces are either new to UK baseball or significantly larger than previous ones.

The name is a tribute to farmers and businesses of the Commonwealth of Kentucky and the Big Blue Nation. Kentucky Farm Bureau secured the rights to name the stadium from JMI Sports, UK Athletics' multimedia rights partner. In turn, Kentucky Farm Bureau elected to name the stadium for Kentucky Proud, the state's official agricultural marketing program housed at the Kentucky Department of Agriculture. No state taxpayer dollars were used in funding the agreement. The Kentucky Proud program is funded through the generosity of the Kentucky Agricultural Development Fund. The fund is directed by the Kentucky Agricultural Development Board and administered by the Governor's Office of Agricultural Policy.

New black padding replaced the existing blue look for the 2023 season, including on the outfield fence, dugout railings and behind home plate.



### TOP FIVE CROWDS IN KPP HISTORY

7,304	Tennessee	4/20/24
6,922	Tennessee	4/19/24
6,797	Tennessee	4/21/24
6,796	Indiana*	6/5/23
6,094	Indiana*	6/3/23
6,024	Arkansas	5/5/24

\*NCAA Regional

**Series:**

21,023	Tennessee	2024
14,781	Arkansas	2024

### UK'S RECORD AT KPP

Year	Overall	SEC
2019	16-15	2-13
2020 <sup>a</sup>	11-3	0-0
2021	22-13	6-9
2022	23-11	8-7
2023	29-7	11-4
<b>2024</b>	<b>21-6</b>	<b>11-4</b>
<sup>a</sup> Covid-shortened season		
<b>Total</b>	<b>126-55 (.697)</b>	<b>44-37</b>
<b>Attendance Record</b>	<b>7,304 vs. Tennessee (April 20, 2024)</b>	
<b>Three-Game Series</b>	<b>21,023 vs. Tennessee (April 19-21, 2024)</b>	

BASEBALL IN THE BLUEGRASS

# BIG BLUE NATION




KENTUCKY PROUD PARK




## 2024 RADIO/TV SPOT CHART



JAKE TITUS



PATRICK  
HERRERA



MITCHELL  
DALY



ÉMILIEN PITRE



REUBEN CHURCH



DEVIN BURKES



TY  
CRITTENBERGER



NICK LOPEZ




CAMERON  
O'BRIEN



COLBY FRIEDA



GRANT SMITH




JAMES MCCOY



BEN HIGDON



LANDON  
FRANKLIN



ETHAN HINDLE



NOLAN MCCARTHY



MASON MOORE



RYAN  
WALDSCHMIDT



DOMINIC NIMAN



HUDSON BROWN



RYAN  
HAGENOW



RYAN  
NICHOLSON



DREW LAFFERTY



HAYDEN SMITH



ROBERT HOGAN



TRAVIS SMITH



LUKAS SCHRAMM



BLAKE BOWEN



CARSON  
APPLEGATE



RAYMOND  
SAATMAN



COOPER  
ROBINSON




ZACH HISE



EVAN BYERS



GRIFFIN  
CAMERON



JACKSON NOVE



JACOB PRICE




KYUSS GARGETT



BEN CLEAVER



JOHNNY  
HUMMEL



EVAN HART



TREY POOSER



AUSTIN FAWLEY



ELI SMALL



TOMMY SKELDING

## WILDCATS BY STATE

### ALABAMA (1)

MITCHELL DALY (MADISON)

### ARIZONA (1)

PATRICK HERRERA (MESA)

### CALIFORNIA (1)

NICK LOPEZ (SANTA ANA)

### CONNECTICUT (1)

DOMINIC NIMAN (WEST HARTFORD)

### FLORIDA (5)

DEVIN BURKES (BRADENTON)  
TY CRITTENBERGER (LIGHTHOUSE POINT)  
AUSTIN FAWLEY (LANTANA)  
COLBY FRIEDA (ST. JOHNS)  
RYAN WALDSCHMIDT (BRADENTON)

### GEORGIA (1)

JAMES MCCOY (DUNWOODY)

### ILLINOIS (1)

ZACH HISE (JOLIET)

### INDIANA (1)

KYUSS GARGETT (ANDERSON)

### IOWA (1)

JACKSON NOVE (FAIRFAX)

### KANSAS (1)

JAKE TITUS (OTTAWA)

### KENTUCKY (10)

EVAN BYERS (NICHOLASVILLE)  
GRIFFIN CAMERON (LEXINGTON)  
EVAN HART (HARRODSBURG)  
BEN HIGDON (PADUCAH)  
MASON MOORE (MOREHEAD)  
RYAN NICHOLSON (LOUISVILLE)  
JACOB PRICE (LOUISVILLE)  
RAYMOND SAATMAN (LEXINGTON)  
HAYDEN SMITH (NICHOLASVILLE)  
TRAVIS SMITH (WALTON)

### MICHIGAN (1)

NOLAN MCCARTHY (KALAMAZOO)

### MINNESOTA (1)

ROBERT HOGAN (NORTH OAK)

### MISSISSIPPI (1)

HUDSON BROWN (OLIVE BRANCH)

### NEBRASKA (1)

ELI SMALL (OMAHA)

### NEW JERSEY (1)

CARSON APPLIGATE (COLUMBUS)

### NEW MEXICO (1)

GRANT SMITH (ALBUQUERQUE)

### NORTH CAROLINA (3)

JOHNNY HUMMEL (MATTHEWS)  
CAMERON O'BRIEN (WAKE FOREST)  
LUKAS SCHRAMM (APEX)

### OHIO (2)

BLAKE BOWEN (WOOSTER)  
TOMMY SKELDING (ATWATER)

### PENNSYLVANIA (1)

DREW LAFFERTY (SOUTH PARK)

### QUEBEC (1)

ÉMILIE PITRE (REPENTIGNY)

### SOUTH CAROLINA (1)

TREY POOSER (HANAHAN)

### TENNESSEE (4)

REUBEN CHURCH (MARYVILLE)  
BEN CLEAVER (THOMPSONS STATION)  
LONDON FRANKLIN (CLEVELAND)  
RYAN HAGENOW (KNOXVILLE)

### WISCONSIN (1)

EVAN HINDLE (DELAFIELD)

## WILDCATS BY POSITION

### INFIELDERS

HUDSON BROWN (FRESHMAN)  
REUBEN CHURCH (SENIOR)  
MITCHELL DALY (SENIOR)  
AUSTIN FAWLEY (R-FRESHMAN)  
LONDON FRANKLIN (FRESHMAN)  
KYUSS GARGETT (FRESHMAN)  
PATRICK HERRERA (JUNIOR)  
ETHAN HINDLE (FRESHMAN)  
NICK LOPEZ (GRADUATE)  
JAMES MCCOY (R-SOPHOMORE)  
RYAN NICHOLSON (GRADUATE)  
ÉMILIE PITRE (JUNIOR)  
GRANT SMITH (SENIOR)

### OUTFIELDERS

GRIFFIN CAMERON (FRESHMAN)  
TY CRITTENBERGER (GRADUATE)  
BEN HIGDON (JUNIOR)  
NOLAN MCCARTHY (R-JUNIOR)  
LUKAS SCHRAMM (R-FRESHMAN)  
ELI SMALL (FRESHMAN)  
RYAN WALDSCHMIDT (JUNIOR)

### CATCHERS

DEVIN BURKES (R-JUNIOR)  
AUSTIN FAWLEY (R-FRESHMAN)  
ELI SMALL (FRESHMAN)

### RIGHT-HANDED PITCHERS

COLBY FRIEDA (JUNIOR)  
RYAN HAGENOW (SENIOR)  
ZACH HISE (R-JUNIOR)  
ROBERT HOGAN (JUNIOR)  
JOHNNY HUMMEL (GRADUATE)  
DREW LAFFERTY (R-FRESHMAN)  
JAMES MCCOY (R-SOPHOMORE)  
MASON MOORE (JUNIOR)  
CAMERON O'BRIEN (GRADUATE)  
TREY POOSER (GRADUATE)  
JACOB PRICE (SOPHOMORE)  
COOPER ROBINSON (JUNIOR)  
RAYMOND SAATMAN (FRESHMAN)  
TOMMY SKELDING (FRESHMAN)  
TRAVIS SMITH (R-SOPHOMORE)  
JAKE TITUS (FRESHMAN)

### UTILITY

BLAKE BOWEN (FRESHMAN)

### LEFT-HANDED PITCHERS

EVAN BYERS (R-JUNIOR)  
BEN CLEAVER (FRESHMAN)  
EVAN HART (FRESHMAN)  
DOMINIC NIMAN (GRADUATE)  
JACKSON NOVE (JUNIOR)  
HAYDEN SMITH (R-FRESHMAN)

## NCAA Statistics

### Kentucky - 2023-24 Baseball Ranking Summary thru games 05/18/2024

Statistic	National Rank	Conference Rank	Value National Leader	Value Conference Leader	Value
Base on Balls (295 ranked)	107	10	257 Troy	362 Texas A&M	349
Batting Average (295 ranked)	70	5	0.294 Austin Peay	0.361 Tennessee	0.316
Double Plays (295 ranked)	141	4	34 Col. of Charleston	60 South Carolina	43
Double Plays Per Game (295 ranked)	137	3	0.67 Col. of Charleston	1.18 South Carolina	0.80
Doubles (295 ranked)	56	4	111 Austin Peay	152 Tennessee	127
Doubles Per Game (295 ranked)	36	2	2.18 Columbia	2.98 Tennessee	2.27
Earned Run Average (295 ranked)	65	7	5.06 Lamar University	3.50 Arkansas	3.59
Fielding Percentage (295 ranked)	26	5	0.978 Notre Dame	0.965 Arkansas	0.962
Hit Batters (295 ranked)	127	4	72 Saint Peter's	131 Missouri	91
Hit by Pitch (295 ranked)	21	2	103 UC Irvine	156 Georgia	109
Hits (295 ranked)	164	9	490 Austin Peay	715 Tennessee	591
Hits Allowed Per Nine Innings (295 ranked)	21	7	8.27 Arkansas	6.99 Arkansas	6.99
Home Runs (295 ranked)	76	9	75 Austin Peay	144 Tennessee	141
Home Runs Per Game (295 ranked)	67	9	1.47 Austin Peay	2.67 Georgia	2.64
On Base Percentage (295 ranked)	28	4	0.414 Austin Peay	0.458 Georgia	0.438
Runs (295 ranked)	49	4	423 Austin Peay	602 Tennessee	526
Sacrifice Bunts (295 ranked)	35	1	35 Western Ky.	72 Kentucky	35
Sacrifice Flies (295 ranked)	77	4	26 Nichols	46 Ole Miss	34
Scoring (295 ranked)	41	4	8.3 Austin Peay	11.1 Georgia	9.4
Shutouts (133 ranked)	22	5	4 Texas A&M	10 Texas A&M	10
Slugging Percentage (295 ranked)	49	6	0.507 Austin Peay	0.668 Tennessee	0.617
Stolen Bases (295 ranked)	19	1	104 VMI	172 Kentucky	104
Stolen Bases Per Game (295 ranked)	19	1	2.04 Southern U.	3.16 Kentucky	2.04
Strikeout-to-Walk Ratio (295 ranked)	63	12	2.17 Arizona	3.42 Tennessee	3.40
Strikeouts Per Nine Innings (295 ranked)	72	12	9.1 Arkansas	12.1 Arkansas	12.1
Triple Plays (1 ranked)			8 teams tied	1 Tennessee	1
Triples (295 ranked)	163	7	9 Wofford	30 Texas A&M	15
Triples Per Game (295 ranked)	170	7	0.18 Wofford	0.58 Texas A&M	0.27
WHIP (295 ranked)	25	7	1.38 Lamar University	1.19 Arkansas	1.20
WL Pct (295 ranked)	7	4	0.765 Tennessee	0.821 Tennessee	0.821
Walks Allowed Per Nine Innings (295 ranked)	76	8	4.17 Arizona	2.60 Tennessee	2.95



## 2024 Kentucky Baseball Overall Statistics for Kentucky (as of May 22, 2024) (All games Sorted by Batting avg)



Record: 39-13 Home: 21-6 Away: 16-5 Neutral: 2-2 Conference: 22-8

Player	avg	gp-gs	ab	r	h	2b	3b	hr	rbi	tb	slg%	bb	hp	so	gdp	ob%	sf	sh	sb-att	po	a	e	fld%	
9 Nick Lopez	.374	49-48	187	52	70	20	2	6	47	112	.599	22	3	20	5	.438	5	0	3-5	35	7	4	.913	
21 Ryan Waldschmidt	.364	49-45	176	59	64	16	0	11	39	113	.642	32	16	35	1	.496	2	0	23-30	80	0	3	.964	
4 Emilien Pitre	.305	52-52	203	48	62	17	1	8	49	105	.517	38	5	33	7	.420	4	0	22-29	84	126	2	.991	
2 Mitchell Daly	.294	46-45	153	35	45	11	1	6	40	76	.497	32	11	34	5	.444	2	7	8-12	30	74	2	.981	
25 Ryan Nicholson	.292	49-45	168	38	49	8	0	17	52	108	.643	25	7	46	2	.403	1	2	3-3	349	16	7	.981	
19 Nolan McCarthy	.280	48-46	168	37	47	8	1	7	34	78	.464	14	9	40	3	.365	1	3	7-9	110	1	0	1.000	
12 Grant Smith	.263	42-40	137	28	36	3	0	5	33	54	.394	12	9	37	2	.358	1	7	5-7	60	102	3	.982	
7 Devin Burkes	.251	50-49	171	45	43	13	0	3	33	65	.380	26	15	37	0	.387	5	5	15-17	414	23	2	.995	
13 James McCoy	.224	42-35	116	30	26	2	1	5	22	45	.388	20	8	40	2	.370	2	1	6-6	65	2	1	.985	
-----																								
1 Patrick Herrera	.315	24-19	54	15	17	4	1	0	16	23	.426	15	10	18	0	.525	1	3	1-3	23	7	0	1.000	
54 Eli Small	.300	11-1	10	3	3	1	0	1	3	7	.700	3	2	4	0	.500	1	0	0-0	3	0	0	1.000	
8 Ty Crittenberger	.250	20-7	24	8	6	1	0	2	3	13	.542	4	0	9	0	.357	0	2	7-7	13	0	1	.929	
34 Lukas Schramm	.238	9-6	21	5	5	1	1	1	5	11	.524	2	0	10	1	.304	0	1	1-1	10	1	1	.917	
52 Austin Fawley	.235	9-4	17	3	4	1	0	2	5	11	.647	1	0	6	1	.278	0	1	0-0	40	0	0	1.000	
42 Griffin Cameron	.190	9-8	21	5	4	0	0	0	4	4	.190	6	1	8	0	.379	1	1	2-2	15	1	0	1.000	
6 Reuben Church	.182	21-9	33	6	6	3	0	0	5	9	.273	4	6	14	0	.372	0	0	0-0	11	6	1	.944	
47 Kyuss Gargett	.150	11-5	20	5	3	1	1	1	1	9	.450	2	0	6	1	.227	0	2	0-0	5	18	1	.958	
17 Ethan Hindle	.083	7-4	12	1	1	1	0	0	3	2	.167	2	2	4	1	.313	0	0	1-1	1	2	1	.750	
Totals	.290	52	1691	423	491	111	9	75	394	845	.500	260	104	401	31	.411	26	35	104-132	1363	430	39	.979	
Opponents	.242	52	1722	289	417	75	5	61	271	685	.398	214	74	459	33	.347	20	16	27-36	1313	481	61	.967	

LOB - Team (381), Opp (394). DPs turned - Team (34), Opp (37). CI - Team (0), Opp (1). IBB - Team (4), R. Nicholson 2, N. Lopez 1, E. Pitre 1, Opp (11). Picked off - E. Pitre 2, R. Nicholson 2, Waldschmidt 1, M. Daly 1, G. Smith 1, D. Burkes 1, J. McCoy 1.

### (All games Sorted by Earned run avg)

Player	era	w-l	app	gs	cg	sho	sv	ip	h	r	er	bb	so	2b	3b	hr	b/avg	wp	hp	bk	sfa	sha		
51 Trey Pooser	4.34	4-1	15	9	0	0/0	2	64.1	52	33	31	26	61	14	0	9	.218	7	6	0	0	3		
20 Mason Moore	5.01	8-2	14	14	0	0/0	0	73.2	65	45	41	37	67	13	1	7	.242	3	10	1	5	5		
22 Dominic Niman	5.94	8-4	15	14	1	1/1	0	66.2	75	49	44	22	62	14	1	9	.276	3	10	0	2	1		
-----																								
13 James McCoy	0.00	0-0	6	0	0	0/1	1	4.0	4	1	0	1	4	2	0	0	.250	0	1	0	0	0		
50 Evan Hart	0.00	0-0	2	0	0	0/1	0	0.2	1	0	0	1	1	0	0	0	.333	0	2	0	0	0		
24 Ryan Hagenow	1.88	2-0	10	0	0	0/1	2	14.1	10	3	3	5	13	0	0	0	.189	1	5	0	0	0		
29 Robert Hogan	3.03	1-0	20	0	0	0/1	0	32.2	18	14	11	14	31	0	0	5	.159	3	4	0	0	0		
49 Johnny Hummel	3.54	3-0	21	0	0	0/2	6	28.0	16	11	11	10	37	1	1	8	.160	7	1	0	0	0		
41 Evan Byers	4.15	3-1	19	0	0	0/0	0	21.2	22	12	10	11	21	2	0	3	.268	1	3	0	3	1		
43 Jackson Nove	4.78	1-0	23	0	0	0/0	2	26.1	21	14	14	18	37	3	0	1	.223	2	7	1	4	1		
10 Cameron O'Brien	5.18	1-0	29	0	0	0/1	0	24.1	21	16	14	8	29	5	0	5	.236	7	3	0	1	0		
28 Hayden Smith	5.40	0-0	4	0	0	0/2	0	3.1	4	4	2	2	0	1	0	0	.286	0	0	0	1	0		
33 Travis Smith	6.38	3-4	12	6	0	0/0	0	36.2	38	28	26	22	31	6	1	6	.268	3	5	0	2	1		
26 Drew Lafferty	6.86	1-1	8	8	0	0/2	0	21.0	23	16	16	9	17	5	0	2	.280	0	2	0	0	3		
39 Cooper Robinson	7.24	2-0	13	1	0	0/0	0	13.2	18	12	11	11	19	2	1	3	.321	2	3	0	1	0		
11 Colby Frieda	7.71	0-0	12	0	0	0/0	0	11.2	13	11	10	10	17	2	0	2	.271	3	5	0	1	0		
48 Ben Cleaver	8.10	2-0	4	0	0	0/0	1	3.1	4	3	3	2	6	2	0	0	.286	2	1	0	0	0		
40 Zach Hise	12.46	0-0	6	0	0	0/1	0	4.1	4	7	6	3	3	0	0	0	.235	1	4	0	0	1		
0 Jake Titus	20.25	0-0	3	0	0	0/1	0	2.2	6	7	6	1	2	2	0	1	.429	0	1	0	0	0		
36 Carson Aplegate	27.00	0-0	2	0	0	0/0	0	1.0	2	3	3	1	1	1	0	0	.400	0	1	0	0	0		
Totals	5.19	39-13	52	52	1	4/3	14	454.1	417	289	262	214	459	75	5	61	.242	45	74	2	20	16		
Opponents	7.51	13-39	52	52	0	2/2	5	437.2	491	423	365	260	401	111	9	75	.290	42	104	8	26	35		

PB - Team (8), D. Burkes 8, Opp (10). Pickoffs - Team (0), Opp (9). SBA/ATT - D. Burkes (22-30), T. Smith (7-8), C. O'Brien (2-5), A. Fawley (5-5), D. Niman (4-4), J. Nove (2-3), M. Moore (1-3), C. Robinson (3-3), T. Pooser (2-3), R. Hogan (2-2), Z.



**2024 Kentucky Baseball**  
**Conference statistics for Kentucky (as of May 18, 2024)**  
**(Conference games only Sorted by Batting avg)**



Record: 22-8 Home: 11-4 Away: 11-4 Conference: 22-8

Player	avg	gp-gs	ab	r	h	2b	3b	hr	rbi	tb	slg%	bb	hp	so	gdp	ob%	sf	sh	sb-att	po	a	e	fld%
21 Ryan Waldschmidt	.405	30-30	121	38	49	12	0	8	25	85	.702	18	9	24	1	.510	1	0	19-24	62	0	1	.984
9 Nick Lopez	.348	30-29	115	36	40	12	0	5	31	67	.583	14	3	15	2	.422	3	0	1-3	0	0	0	.000
19 Nolan McCarthy	.325	30-30	114	28	37	6	0	7	25	64	.561	8	5	24	2	.391	1	2	4-6	74	1	0	1.000
25 Ryan Nicholson	.315	30-30	111	31	35	4	0	15	38	84	.757	14	7	29	2	.421	1	0	1-1	219	9	6	.974
4 Emilien Pitre	.305	30-30	118	24	36	9	0	7	29	66	.559	21	2	18	3	.407	4	0	12-17	47	76	2	.984
2 Mitchell Daly	.298	30-30	104	25	31	7	1	4	19	52	.500	22	8	29	3	.455	0	4	5-8	21	46	0	1.000
12 Grant Smith	.261	27-25	88	18	23	1	0	4	22	36	.409	7	5	22	2	.347	1	4	3-5	39	59	3	.970
7 Devin Burkes	.255	30-30	106	25	27	11	0	1	22	41	.387	16	7	22	0	.376	4	5	5-7	259	15	1	.996
13 James McCoy	.241	29-26	87	22	21	2	0	5	18	38	.437	14	3	28	1	.358	2	1	2-2	48	1	1	.980
-----																							
54 Eli Small	.500	3-0	2	0	1	1	0	0	1	2	1.000	1	0	1	0	.667	0	0	0-0	0	0	0	.000
1 Patrick Herrera	.294	9-5	17	1	5	1	0	0	5	6	.353	2	1	8	0	.400	0	2	0-1	6	5	0	1.000
6 Reuben Church	.188	9-4	16	3	3	1	0	0	2	4	.250	1	1	8	0	.278	0	0	0-0	0	4	1	.800
8 Ty Crittenberger	.000	8-1	4	3	0	0	0	0	0	0	.000	0	0	2	0	.000	0	1	3-3	3	0	0	1.000
47 Kyuss Gargett	.000	2-0	0	0	0	0	0	0	0	0	.000	0	0	0	0	.000	0	1	0-0	0	1	0	1.000
52 Austin Fawley	.000	2-0	0	0	0	0	0	0	0	0	.000	0	0	0	0	.000	0	0	0-0	4	0	0	1.000
Totals	.307	30	1003	254	308	67	1	56	237	545	.543	138	51	230	16	.411	17	20	55-77	790	242	18	.983
Opponents	.250	30	1010	178	252	48	1	42	169	428	.424	139	43	271	17	.360	13	9	11-15	768	276	28	.974

LOB - Team (208), Opp (246). DPs turned - Team (17), Opp (20). CI - Team (0), Opp (1). IBB - Team (4), R. Nicholson 2, E. Pitre 1, N. Lopez 1, Opp (10). Picked off - D. Burkes 1, M. Daly 1, G. Smith 1, J. McCoy 1, R. Nicholson 1, E. Pitre 1, Waldschmidt 1.

**(Conference games only Sorted by Earned run avg)**

Player	era	w-l	app	gs	cg	sho	sv	ip	h	r	er	bb	so	2b	3b	hr	b/avg	wp	hp	bk	sfa	sha	
51 Trey Pooser	4.15	3-1	10	9	0	0/0	0	52.0	41	26	24	21	46	10	0	7	.214	6	5	0	0	3	
22 Dominic Niman	6.08	5-3	10	10	1	1/0	0	47.1	54	36	32	14	44	12	1	8	.278	3	8	0	2	1	
20 Mason Moore	6.23	5-2	10	10	0	0/0	0	52.0	51	39	36	29	48	11	0	5	.263	1	5	0	3	4	
-----																							
13 James McCoy	0.00	0-0	2	0	0	0/0	1	0.2	1	0	0	0	1	1	0	0	.333	0	0	0	0	0	
24 Ryan Hagenow	3.24	2-0	7	0	0	0/0	2	8.1	8	3	3	4	9	0	0	0	.242	1	2	0	0	0	
29 Robert Hogan	4.41	1-0	11	0	0	0/0	0	16.1	14	11	8	10	16	0	0	4	.226	3	3	0	0	0	
10 Cameron O'Brien	4.72	0-0	16	0	0	0/0	0	13.1	12	9	7	5	20	3	0	1	.245	3	1	0	0	0	
43 Jackson Nove	4.91	0-0	17	0	0	0/0	1	18.1	17	10	10	13	25	2	0	1	.254	2	5	0	4	1	
49 Johnny Hummel	5.71	2-0	12	0	0	0/0	5	17.1	14	11	11	9	20	1	0	8	.212	7	1	0	0	0	
41 Evan Byers	5.79	1-1	10	0	0	0/0	0	9.1	10	8	6	10	11	2	0	2	.278	0	2	0	2	0	
33 Travis Smith	6.19	2-1	7	1	0	0/0	0	16.0	16	11	11	8	13	3	0	4	.250	1	3	0	1	0	
11 Colby Frieda	6.75	0-0	5	0	0	0/0	0	5.1	5	4	4	7	6	1	0	1	.250	1	3	0	1	0	
39 Cooper Robinson	10.38	1-0	5	0	0	0/0	0	4.1	5	5	5	7	8	0	0	1	.278	2	3	0	0	0	
40 Zach Hise	13.50	0-0	2	0	0	0/0	0	1.1	1	2	2	1	1	0	0	0	.200	0	2	0	0	0	
48 Ben Cleaver	20.25	0-0	2	0	0	0/0	1	1.1	3	3	3	1	3	2	0	0	.429	1	0	0	0	0	
Totals	5.54	22-8	30	30	1	1/0	10	263.1	252	178	162	139	271	48	1	42	.250	31	43	0	13	9	
Opponents	7.95	8-22	30	30	0	1/1	3	256.0	308	254	226	138	230	67	1	56	.307	21	51	3	17	20	

PB - Team (6), D. Burkes 6, Opp (6). Pickoffs - Team (0), Opp (7). SBA/ATT - D. Burkes (11-15), T. Pooser (2-3), C. O'Brien (0-2), M. Moore (1-2), R. Hogan (2-2), J. Nove (2-2), Z. Hise (1-1), R. Hagenow (1-1), T. Smith (1-1), D. Niman (1-1).

## TRACKING KENTUCKY'S RECORD BOOKS

### RECORD CHASING / CAREER

Several players are making their way onto and up the career charts:

#### Fewest Hits/9 Innings

(Min. 75 Innings)

1.	Jeff Keener	1980-81	5.11
2.	Zack Thompson	2017-19	6.09
3.	Mason Hazelwood	2018-22	6.91
<b>4.</b>	<b>Ryan Hagenow</b>	<b>2021-24</b>	<b>7.04</b>
<b>5.</b>	<b>Mason Moore</b>	<b>2022-24</b>	<b>7.35</b>
6.	Tim Brandenburg	1979-80	7.42
7.	Chris Carroll	1982-85	7.43
8.	Dustin Beggs	2015-16	7.48
9.	David Voit	1986-88	7.57
10.	Justin Lewis	2016-18	7.65

#### Strikeouts/9 Innings

(Min. 50 Innings)

1.	Tyler Guilfoil	2022	14.12
2.	Carson Coleman	2018-20	13.58
<b>3.</b>	<b>Jackson Nove</b>	<b>2022-24</b>	<b>12.61</b>
4.	Zack Thompson	2017-19	12.26
5.	Trevor Gott	2011-13	11.70
6.	Braden Kapteyn	2009-11	11.43
<b>7.</b>	<b>Ryan Hagenow</b>	<b>2021-24</b>	<b>11.09</b>
	Brian Reed	1991-94	11.09
9.	Austin Strickland	2021-23	10.90
10.	James Paxton	2007-09	10.88

#### Win-Loss Percentage

1.	Greg Dombrowski	2005-08	.821
<b>2.</b>	<b>Mason Moore</b>	<b>2022-24</b>	<b>.813</b>
3.	Jeff Keener	1980-81	.800
4.	Zack Thompson	2017-19	.762
5.	Dustin Beggs	2015-16	.727
6.	Lorhn Frazier	1990-93	.719
7.	Dylan Dwyer	2013-16	.714
8.	Sean Hjelle	2016-18	.688
9.	Chandler Shepherd	2012-14	.684
10.	Justin Lewis	2016-18	.682
	Daniel Harper	2018-22	.682

#### Stolen Bases

1.	Chad Green	1994-96	126
2.	Andy Green	1997-2000	81
3.	Paul Blandford	1995-96	66
	Terry Shumpert	1985-87	66
5.	Beau Moore	1998-01	56
6.	Chris Bisson	2008-10	48
	Austin Cousino	2012-14	48
8.	Anthony Morrow	1989-90	47
9.	<b>Emilien Pitre</b>	<b>2022-24</b>	<b>42</b>
	Jeff Michael	1990-93	42
	John Shelby	2004-06	42
<b>12.</b>	<b>Ryan Waldschmidt</b>	<b>2023-24</b>	<b>40</b>

### MILESTONE TRACKER

*Kentucky has numerous players bearing down or just reached on personal career milestone markers, including:*

#### 200 HITS

GRANT SMITH - 222  
RYAN NICHOLSON - 219  
MITCHELL DALY - 203

#### 150 HITS

NICK LOPEZ - 172  
TY CRITTENBERGER - 144

#### 100 HITS

EMILIEN PITRE - 133  
DEVIN BURKES - 122

#### 200 STRIKEOUTS

DOMINIC NIMAN - 247  
TREY POOSER - 237

#### 50 STOLEN BASES

RYAN WALDSCHMIDT - 58 (40 AT UK)  
EMILIEN PITRE - 42 (ALL IN UK JERSEY, 11TH ALL-TIME AT UK)  
TY CRITTENBERGER - 38



RYAN  
HAGENOW



## SINGLE-GAME RECORDS (2007-)

### BATTING

#### Hits

6	JT Riddle	2/23/2013	Niagara
5	Nick Lopez	3/12/2024	Murray State
5	Jase Felker	3/27/2022	Georgia
5	Riley Mahan	4/21/2017	LSU
5	Zac Zellers	6/1/2012	Kent State
5	Mike Brown	3/4/2007	Milwaukee

#### Runs Scored

5	Chase Estep	3/27/2022	Georgia
5	Ryan Johnson	4/23/2019	at WKU
5	Evan White	3/20/2016	at Georgia
5	Mike Brown	3/4/2007	Milwaukee

#### RBI

8	Luke Becker	3/12/2017	Miami (OH)
7	Devin Burkes	2/26/23	Wright State
7	JaVon Shelby	3/20/2016	at Georgia
6	Mitchell Daly	2/24/2024	vs. Texas St.
6	Nolan McCarthy	3/30/2024	at Ole Miss
6	Ryan Waldschmidt	4/16/2024	at Louisville
6 others			

#### Doubles

3	Many times
---	------------

#### Triples

2	Jackson Gray	3/4/2023	Indiana State
2	Matt McKinney	3/24/2007	LSU

#### Home Runs

3	T.J. Collett	4/25/2021	Alabama
3	Ryan Johnson	4/23/2019	at WKU

#### Stolen Bases

5	Jaren Shelby	2/26/2019	EKU*
(*Kentucky Proud Park opening game)			
4	Storm Wilson	2/14/2015	Richmond

#### Total Bases

13	Ryan Johnson	4/23/2019	at WKU
13	Tristan Pompey	2/21/2016	Dayton
13	Lance Ray	5/11/2010	at Indiana
12	T.J. Collett	4/25/2021	Alabama

#### Hit By Pitch

3	Eight times
---	-------------

### PITCHING

#### Innings

9.2	Zack Brown	4/22/2016	Arkansas
-----	------------	-----------	----------

#### Strikeouts

13	Zack Thompson (L)	3/29/2019	Georgia
13	Sean Hjelle (R)	2/23/2018	Oakland
13	Alex Meyer (R)	3/12/2011	Niagara
13	Alex Meyer (R)	2/20/2011	Miami (OH)
12	Zack Lee (R)	5/7/2023	South Carolina
12	Mason Hazelwood (L)	3/13/2021	Georgia St.
12	Dustin Beggs (R)	5/2/2015	Vanderbilt
12	Corey Littrell (L)	3/31/2013	Georgia
12	Jerad Grundy (L)	3/2/2013	Akron

#### Walks Issued

9	Zach Haake	3/31/2018	at Alabama
---	------------	-----------	------------

#### Hits Allowed

15	Jerad Grundy	3/31/2013	Georgia
15	Aaron Tennyson	4/28/2006	Vanderbilt
14	Dustin Beggs	5/13/2016	Ole Miss

#### Runs Allowed

11	Grant Macciocchi	3/16/2019	at LSU
11	Justin Lewis	3/17/2018	at Arkansas

#### Most Hit Batters

4	Six times
---	-----------

### TEAM

#### Runs Scored

27	vs. UT-Martin	3/10/2007
26	vs. Ball State	3/8/2014
24	vs. Ball State	3/7/2014
22	at Mississippi State	4/19/2009
21	Five times	

#### At-Bats

77	vs. Kent State (NCAA)	6/1/2012
----	-----------------------	----------

#### Hits

24	vs. Dayton	4/4/2012
22	at Missouri	4/14/2022

#### Doubles

8	vs. Tennessee-Martin	3/10/2007
8	vs. Georgia	5/25/2006

#### Triples

3	at Furman	2/17/2007
---	-----------	-----------

#### Home Runs

7	Three times
---	-------------

#### Walks

15	vs. Tennessee-Martin	3/10/2007
14	vs. Miami University	3/26/2024

#### Hit By Pitch

10	vs. Monmouth	3/6/2010
9	vs. Indiana	6/4/2023

#### Stolen Bases

8	at Auburn	4/2/2010
7	at South Carolina	4/27/2024
7	at USC Upstate	2/17/2024
7	vs. Mississippi State	3/18/2023

#### Runs Allowed

20	at Indiana	3/15/2022
19	at Florida	5/21/2011
19	at Texas Tech	4/16/2019

#### Strikeouts

26	vs. Kent State (NCAA)	6/1/2012
----	-----------------------	----------

#### Strikeouts (9 inning game)

19	vs. Georgia State	3/13/2021
----	-------------------	-----------

#### Walks Allowed

13	Three times
----	-------------

#### Home Runs Allowed

7	vs. Tennessee Tech	4/22/2014
---	--------------------	-----------

#### Errors

6	vs. Murray State	3/15/2010
---	------------------	-----------

## SINGLE-GAME RECORDS, PLAYER (MINGIONE ERA)

### RUNS SCORED

5	Chase Estep	vs. Georgia	3/27/22
	Ryan Johnson	at Western Kentucky	4/23/19
4	13 times		

### HITS

<b>5</b>	<b>NICK LOPEZ</b>	<b>VS. MURRAY STATE</b>	<b>3/12/24</b>
	Jase Felker	vs. Georgia	3/27/22
	Riley Mahan	vs. LSU	4/21/17

### RBI

8	Luke Becker	vs. Miami (Ohio)	3/12/17
7	Devin Burkes	vs. Wright State	2/26/23
6	6 times		

### DOUBLES

3	Devin Burkes	vs. Wright State	2/26/23
	Alex Rodriguez	at Western Carolina	4/11/18
	Troy Squires	vs. Eastern Kentucky	3/6/18
	Tristan Pompey	vs. Evansville	2/18/18

### HOME RUNS

3	T.J. Collett	vs. Alabama	4/25/21
	Ryan Johnson	at Western Kentucky	4/23/19

### TOTAL BASES

13	Ryan Johnson	at Western Kentucky	4/23/19
12	T.J. Collett	vs. Alabama	4/25/21

### HIT BY PITCH

3	5 times
---	---------

### STOLEN BASES

5	Jaren Shelby	vs. Eastern Kentucky	2/26/19
3	Eight times		

### HITS ALLOWED

13	Justin Lewis	at Arkansas	3/17/18
12	Cole Stupp	vs. LSU	4/9/21
11	Jimmy Ramsey	at Florida	4/26/19
	Sean Hjelle	vs. LSU	5/25/17
	Sean Hjelle	at North Carolina	2/17/17

### RUNS ALLOWED

11	Grant Macciocchi	at LSU	3/16/18
	Justin Lewis	at Arkansas	3/17/18
10	Zach Haake	vs. South Carolina	4/7/18
	Sean Hjelle	vs. LSU	5/25/17
9	Sean Hjelle	vs. St. Joseph's	2/24/17

### STRIKEOUTS

13	Zack Thompson	vs. Georgia	3/29/19
	Sean Hjelle	vs. Oakland	2/23/18
12	Zack Lee	vs. South Carolina	5/7/23
	Mason Hazelwood	vs. Georgia State	3/13/21

### HOME RUNS ALLOWED

4	Justin Lewis	at Arkansas	3/17/18
	Zach Logue	at Missouri	4/15/17
3	Seven times		

### MISC. RECORD/STREAKS

Most Runs in an Inning: 14, at Southern Illinois, 2023

Overall Winning Streak: 17 (2023)

Single-Season Winning Streak: 17 (2023)

**SEC Winning Streak: 11 (2024)**

Overall Losing Streak: Five (2021)

SEC Losing Streak: 11 from 2018-19

Home Winning Streak: 16 in 2023

Home Losing Streak: 6 in 2019

Road Winning Streak: 7 in 2023

Road Losing Streak: 7 in 2019

Largest Comeback: 8 vs. Western Michigan in 2022

## SINGLE-SEASON RECORDS, PLAYER (MINGIONE ERA)

\*Note: 2020 Covid-shortened season not included; Min. 1 AB/Game; 25 innings pitched

### BATTING AVERAGE

.373	Evan White	2017
.361	Tristan Pompey	2017
.352	Kole Cottam	2018
	Zach Reks	2017
.349	Ryan Johnson	2019
<b>.380</b>	<b>Nick Lopez</b>	<b>2024</b>
<b>.370</b>	<b>Ryan Waldschmidt</b>	<b>2024</b>

### SLUGGING PERCENTAGE

.691	Luke Heyer	2018
.667	Kole Cottam	2018
.637	Evan White	2017
.618	Riley Mahan	2017
.607	T.J. Collett	2021
<b>.653</b>	<b>Ryan Waldschmidt</b>	<b>2024</b>
<b>.609</b>	<b>Nick Lopez</b>	<b>2024</b>

### ON-BASE PERCENTAGE

.491	Jackson Gray	2023
.464	Tristan Pompey	2017
.461	Zach Reks	2017
.453	Evan White	2017
.448	Tristan Pompey	2018
<b>.500</b>	<b>Ryan Waldschmidt</b>	<b>2024</b>

### RUNS SCORED

70	Tristan Pompey	2017
70	Jackson Gray	2023
58	Riley Mahan	2017
57	Chase Estep	2022
<b>59</b>	<b>Ryan Waldschmidt</b>	<b>2024</b>
55	Devin Burkes	2023
53	Jase Felker	2023
<b>52</b>	<b>Nick Lopez</b>	<b>2024</b>

### HITS

96	Tristan Pompey	2017
88	Riley Mahan	2017
86	Zach Reks	2017
79	Evan White	2017
77	Kole Cottam	2018
74	Jackson Gray	2023

### DOUBLES

24	Evan White	2017
23	Riley Mahan	2017
20	Tristan Pompey	2018
<b>20</b>	<b>Nick Lopez</b>	<b>2024</b>

### TRIPLES

6	Jackson Gray	2023
3	Jase Felker	2023
	Marcus Carson	2017
	Riley Mahan	2017

### HOME RUNS

19	Kole Cottam	2018
18	Luke Heyer	2018
<b>17</b>	<b>Ryan Nicholson</b>	<b>2024</b>
16	T.J. Collett	2021
15	Riley Mahan	2017

### RBI

71	Hunter Gilliam	2023
67	Riley Mahan	2017
57	Luke Heyer	2018
53	Devin Burkes	2023
<b>52</b>	<b>Ryan Nicholson</b>	<b>2024</b>
<b>49</b>	<b>Emilien Pitre</b>	<b>2024</b>
<b>47</b>	<b>Nick Lopez</b>	<b>2024</b>

### WALKS

46	Tristan Pompey	2017
42	Zach Reks	2017
42	Emilien Pitre	2023
41	Jackson Gray	2023
40	Chase Estep	2022
39	Trey Dawson	2018

### STOLEN BASES

<b>21</b>	<b>Ryan Waldschmidt</b>	<b>2024</b>
22	Austin Schultz	2021
<b>22</b>	<b>Emilien Pitre</b>	<b>2024</b>
21	Jase Felker	2023
20	Emilien Pitre	2023
19	Jackson Gray	2023

### LOWEST ERA

0.93	Darren Williams (29.0 IP)	2022
1.59	Tyler Guilfoil (51.0 IP)	2022
1.80	Mason Moore (55.0 IP)	2023
1.95	Logan Salow (55.1 IP)	2017
2.13	Mason Hazelwood (25.1 IP)	2021
2.40	Zack Thompson (90.0 IP)	2019

### LOWEST OPPONENT AVERAGE

.156	Tyler Guilfoil (51.0 IP)	2022
.164	Chris Machamer (34.0 IP)	2017
.164	Mason Moore (55.0)	2023
.184	Zack Thompson (90.0 IP)	2019

### VICTORIES

11	Sean Hjelle	2017
8	Zack Thompson	2017
	<b>Mason Moore</b>	<b>2024</b>
	<b>Dominic Niman</b>	<b>2024</b>

### SAVES

12	Logan Salow	2017
10	Chris Machamer	2018
<b>6</b>	<b>Johnny Hummel</b>	<b>2024</b>
	Tyler Guilfoil	2022
	Sean Harney	2021
5	Carson Coleman	2019

### APPEARANCES

31	Logan Salow	2017
28	Daniel Harper	2019
	Cole Daniels	2019
	<b>Cameron O'Brien</b>	<b>2024</b>
26	Daniel Harper	2022
	Cole Ayers	2019
	Jimmy Ramsey	2018

### INNINGS PITCHED

108.2	Sean Hjelle	2017
99.1	Sean Hjelle	2018
91.0	Justin Lewis	2017
90.0	Zack Thompson	2019
87.0	Zach Logue	2017

### STRIKEOUTS

130	Zack Thompson	2019
102	Sean Hjelle	2017
96	Zack Thompson	2017
92	Justin Lewis	2018
91	Sean Hjelle	2018