



# 2024 KENTUCKY SOFTBALL | 2024 SEC TOURNAMENT

UK Communications & PR | 338 Lexington Ave, Lexington, KY, 40506 | www.UKathletics.com  
Softball Contact: Chris Shoals | Office: (859) 257-8437 | Cell: (513) 312-2489 | cmsh223@uky.edu  
Twitter: @UKSoftball, @UKCoachLawson, @UKAthletics

## 2024 SCHEDULE/RESULTS

Date	Opponent	Time/Result
Feb. 9	vs. UC Santa Barbara \$	W, 5-1
Feb. 9	vs. #3 Stanford \$	W, 2-1
Feb. 10	vs. #3 Stanford \$	W, 3-2 (8)
Feb. 10	at #24 San Diego State \$	L, 2-1
Feb. 11	vs. Minnesota \$	W, 3-2 (8)
Feb. 15	vs. North Carolina %	W, 12-10
Feb. 15	vs. Wisconsin %	W, 6-5
Feb. 16	vs. #5 Washington %	L, 8-1
Feb. 17	vs. Central Florida %	Cancelled (Rain)
Feb. 17	vs. #3 Texas %	Cancelled (Rain)
Feb. 23	vs. Akron &	W, 7-3
Feb. 23	at USC Upstate & [ESPN+]	W, 9-0 (5)
Feb. 24	vs. Monmouth &	W, 6-1
Feb. 24	vs. Akron &	W, 7-5
Feb. 25	at USC Upstate &	W, 11-6
March 2	vs. Minnesota #	W, 8-0 (5)
March 2	at Charlotte #	L, 4-3
March 3	vs. Fordham #	L, 10-8
March 3	vs. UNC Wilmington #	W, 8-1
March 6	<b>BELLARMINE</b>	<b>W, 3-1</b>
March 8	<b>#3 LSU*</b>	<b>L, 6-2</b>
March 9	<b>#3 LSU* [SEC Network]</b>	<b>L, 4-3</b>
March 10	<b>#3 LSU* [SEC Network]</b>	<b>L, 8-3</b>
March 13	at Lipscomb [ESPN+]	W, 9-0 (5)
March 14	<b>SOUTH DAKOTA STATE ~</b>	<b>W, 8-0 (5)</b>
March 15	<b>COLUMBIA ~</b>	<b>W, 12-3 (5)</b>
March 16	<b>OHIO STATE ~</b>	<b>W, 9-4</b>
March 16	<b>COLUMBIA ~</b>	<b>W, 10-0 (5)</b>
March 17	<b>OHIO STATE ~</b>	<b>L, 12-6</b>
March 20	<b>MARSHALL</b>	<b>W, 7-0</b>
March 22	at #10 Florida* [SEC Network]	L, 10-2 (5)
March 23	at #10 Florida*	L, 9-1 (6)
March 24	at #10 Florida* [ESPN2]	L, 7-1
March 26	<b>DAYTON</b>	<b>W, 4-3</b>
March 28	<b>#13/14 ALABAMA*</b>	<b>W, 6-3</b>
March 29	<b>#13/14 ALABAMA*</b>	<b>L, 9-4</b>
March 30	<b>#13/14 ALABAMA*</b>	<b>W, 4-3 (8)</b>
April 3	<b>NORTHERN KENTUCKY</b>	Cancelled (Weather)
April 5	at #13/14 Texas A&M*	L, 5-4
April 6	at #13/14 Texas A&M* [SEC Network]	L, 10-9
April 7	at #13/14 Texas A&M*	W, 1-0
April 10	at Louisville [ACC Network]	Cancelled (Weather)
April 12	<b>#7/8 GEORGIA*</b>	<b>W, 7-5</b>
April 13	<b>#7/8 GEORGIA*</b>	<b>L, 6-4</b>
April 14	<b>#7/8 GEORGIA* [ESPN2]</b>	<b>W, 6-2</b>
April 17	at Western Kentucky [ESPN+]	W, 12-3 (5)
April 20	at Auburn* [SEC Network]	W, 5-2
April 21	at Auburn* [SEC Network]	W, 2-1
April 22	at Auburn* [SEC Network]	L, 4-1
April 26	<b>#25 SOUTH CAROLINA</b>	<b>L, 5-2</b>
April 27	<b>#25 SOUTH CAROLINA</b>	<b>W, 3-1</b>
April 28	<b>#25 SOUTH CAROLINA</b>	<b>L, 3-0</b>
May 2	at #3 Tennessee* [SEC Network]	L, 8-3
May 3	at #3 Tennessee*	L, 8-3
May 4	at #3 Tennessee*	L, 8-7 (8)
May 7	vs. (13) Ole Miss [SEC Network]	7 p.m. ET
May 16-19	NCAA Regionals (Campus sites)	TBA
May 23-26	NCAA Supers Regionals (Campus sites)	TBA
May 29-June 5/6	2024 Women's College World Series	OKC

All times Eastern and subject to change; Home games in bold; \* denotes SEC games; \$ denotes 2024 San Diego State Tournament (San Diego, Calif.); % denotes 2024 ESPN Shriners Children's Hospital Clearwater Invitational (Clearwater, Fla.); & denotes 2024 USC Upstate Tournament (Spartanburg, S.C.); # denotes 2024 Charlotte Tournament, Charlotte, N.C.; ~ denotes 2024 John Cropp Classic (Lexington, Ky.)

## KENTUCKY FACES OLE MISS IN PLAY-IN GAME

For the first time in the current construction of the SEC Softball Tournament, Kentucky will be playing in the opening round of the event Tuesday evening as it earned the No. 12 seed with an 8-16 league record as the Wildcats will play 13th-seeded Ole Miss at 7 p.m. ET live on SEC Network and the ESPN app from Jane B. Moore Field in Auburn, Alabama.

Kentucky enters the week on a season-high four-game losing streak, having been shutout for the first time all season to conclude the South Carolina series, followed by a three-game series sweep at the hands of No. 3 Tennessee to close out the season in Knoxville last weekend. The last time Kentucky entered the postseason on a four-game losing streak was 2015 - when UK entered the SEC Tournament on a six-game losing streak, and still managed to reach the Super Regional round of the NCAA Tournament.

UK and Ole Miss did not play in the 2024 regular season, with Kentucky winning both the 2022 and 2023 series in 2-1 fashion prior to this year's off cycle. The two team's last meeting in the SEC Tournament came in 2019, when Kentucky run-ruled the Rebels in the quarterfinals down at Texas A&M when UK was the four seed and Ole Miss was the five seed.

### (24/24) KENTUCKY WILDCATS

2024 Record: 30-21, 8-16 SEC  
Ranking: 24 (USA Today/NFCA) | 24 (ESPN.com/USA Softball) | NCAA RPI: 27  
Coach: Rachel Lawson (UMass, 1994)  
At Kentucky: 596-357-1, 185-211 SEC (17th year)  
Career: 685-474-1 (19th year)



### (NR/NR) OLE MISS REBELS

2024 Record: 30-24, 7-17 SEC  
Ranking: NR (USA Today/NFCA) | NR (ESPN.com/USA Softball) | NCAA RPI: 42  
Coach: Jamie Traschel (St. Cloud State, 2001)  
Career: 485-277-2  
At Ole Miss: 139-92 (4th year)



## CAT SCRATCHES

\* Rachel Lawson is in her 17th season at the helm of the UK softball program and already ranks as the winningest head coach in school history. 2023 was her 13th-straight 30-win season with UK, not counting the COVID-shortened 2020 season.

\* 2024 marks the 12th-straight year that Rachel Lawson, Kristine Himes and Molly Belcher will make up the full-time coaching staff. It is the longest-tenured coaching staff in the UK Athletics Department, and the longest in SEC Softball. UK added Grace Baalman to its staff this season with the passing of the new rule that permits four full-time coaches on staff now.

\* The Wildcats allowed two runs or less in each of its first five games for the first time in program history.

\* Rachel Lawson has given up pitch calling duties for the first time in her head coaching career. Grace Baalman will call pitches for UK this season, with the exception of Stephanie Schoonover, who Lawson will still continue to call pitches for due to their three-year on-field relationship.

\* Stephanie Schoonover returns in 2024 with full health in her pitching arm after working through injury in 2023.

\* Kentucky will have 13 televised games in 2024, as well as returning to the ESPN Shriners Children's Elite Invitational in Clearwater for the first time since 2019.



# 2024 KENTUCKY SOFTBALL | 2024 SEC TOURNAMENT

## WEEKLY SCHEDULE FOR UK SOFTBALL TEAM

MONDAY - 5	TUESDAY - 6	WEDNESDAY - 7	THURSDAY - 8	FRIDAY - 9	SATURDAY - 10	SUNDAY - 11
SEC Tournament Official Practice: Auburn, Ala.	SEC Tourney Play-In Round  UK vs. Ole Miss 7pm ET // SECN	SEC Tourney Second Round  UK vs. TBA SEC Network	SEC Tourney Quarterfinals  UK vs. TBA SEC Network	SEC Tourney Semifinals  UK vs. TBA ESPN2	SEC Tourney Championship  UK vs. TBA ESPN2	NCAA Selection Show  ESPN2 7 p.m. ET

### 2023 QUICK FACTS

#### GENERAL INFORMATION

Location: .....Lexington, Kentucky  
 Founded: .....1865  
 Enrollment: .....30,000  
 Nickname: ..... Wildcats  
 Colors: ..... Blue and White  
 Conference: ..... Southeastern  
 President: ..... Dr. Eli Capilouto  
 Athletic Director: ..... Mitch Barnhart

#### COACHING/SUPPORT STAFF

**Head Coach:** ..... Rachel Lawson  
 Alma mater: ..... UMass, 1994  
 Years at UK: .....17th Year  
 Record at UK: ..... 596-357-1, 185-211 SEC  
 Career record: ..... 684-474-1 (19th Year)  
**Assistant Coach:** ..... Kristine Himes  
 Alma mater:..... Ohio State, 2003  
 Years at UK:.....17th Year  
**Assistant Coach:** ..... Molly Belcher  
 Alma mater: ..... Kentucky, 2010  
 Years at UK:.....14th Year  
**Assistant Coach:** ..... Grace Baalman  
 Alma mater: ..... Kentucky, 2021  
 Years at UK:..... 1st Year  
**Director of Operations:** ..... Brittany Cervantes  
 Alma mater:..... Kentucky, 2012  
 Years at UK in Role:.....4th Year

#### TEAM INFORMATION

2023 Record: ..... 33-22-1  
 2023 SEC record: .....10-14  
 2023 SEC Finish: ..... 9th  
 2023 NCAA Finish:..... NCAA Evanston Regional  
 Final Ranking: ..... NR/NR  
 Letterwinners: ..... 17 returning, 5 lost  
 Starters ..... 6 returning, 3 lost  
 Pitchers ..... 4 returning, 1 lost  
 Newcomers: .....8

#### STADIUM INFORMATION

Stadium: ..... John Cropp Stadium (2013)  
 Capacity: .....2,117  
 Dimensions:..... L-200, C-220, R-200

#### ATHLETIC COMMUNICATIONS AND PR

Contact:.....Chris Shoals  
 Office Phone: .....859.257.8437  
 Mobile Phone: .....513.312.2489  
 Email:.....cmsh223@uky.edu

#### Who Coaches Where?

**On third base** - Kristine Himes (14th year coaching third base; 17th on staff; Offensive Coordinator)

**On first base** - Molly Belcher (14th year coaching first base; 14th on staff)

**In dugout** - Grace Baalman (pitch caller for Langdon, Vickers, Hess and Lacatena)

**In dugout** - Rachel Lawson (pitch caller for Stephanie Schoonover, substitutions)

#### About John Cropp Stadium

- \* Built: April of 2013
- \* CF - 220
- \* Lines - 200
- \* Full Capacity - 2,117

>2023 was the 10th anniversary of JCS

#### Magic Number Four

Kentucky is 140-19-1 (.882) since the start of the 2020 season when it scores at least four runs.

UK is 23-6 in 2024 when getting to four runs.

In 2023, UK was 26-4-1 when scoring at least four runs. Two of the four losses came the weekend against Mississippi State in Starkville.

#### Racking Up Hotel Points and Frequent Flyer Miles in Pre-Conference

Kentucky began the season with 20 games on the road before getting the opportunity to play a home game. This includes four tournaments, 15 nights in a hotel, eight flights and two bus trips. **Total non-conference miles traveled: 7,578**

#### Coffel Cements Her Own History

Erin Coffel broke the school record for career home runs on March 3 against UNC Wilmington. She now is the solo leader in Kentucky Softball history.

#### All-Time UK Home Run Leaders

1. Erin Coffel	68
2. Abbey Cheek	61
3. Brittany Cervantes	48
4. Mallory Peyton	43
5. Griffin Joiner, Molly Johnson	35

#### All-Time UK Runs Batted In (RBI)

1. Erin Coffel	212	(2021-Pres)
2. Abbey Cheek	202	(2016-2019)
3. Alex Martens	181	(2017-2020)
4. Brittany Cervantes	161	(2009-2012)
5. Mallory Peyton	152	(2018-2021)

## MEDIA INFORMATION

#### Credentials

All media credential requests should be submitted at least 24 hours prior to home games through UK Communications & Public Relations contact Chris Shoals. Credentials can be picked up at the Joe Craft Center in the Media Relations office.

#### Media Services/Interviews

During games, media will be provided with a media guide as well as notes. Final results are available following each game. For fax service, please contact a member of the UK Media Relations Office. Phones are made available on a first-come, first-serve basis in the press box. Interviews with players and coaches are done in an informal manner on the field following each game. For assistance in locating any member of the UK team, find Chris Shoals for help. For assistance with opposing players and coaches, please see the opposing SID.

#### Practice Interviews

Head coach Rachel Lawson is available for interviews weekday mornings as well as immediately after practice. Her office is located at the Soccer/Softball Offices. Team practices take place from 1-4 p.m., daily during the season. All practices take place at John Cropp Stadium and are subject to change based on class schedules and travel as well as game schedules. Interviews with coaches and/or players are after practice and phone interviews may be arranged. Advance notice is requested for all interviews. Please arrange all interviews through the UK Media Relations Office and softball contact Chris Shoals.



# 2024 KENTUCKY SOFTBALL | 2024 SEC TOURNAMENT

## 2024 KENTUCKY ALPHABETICAL ROSTER

No.	Name	Position	Class/EXP	Bats/Throws	Hometown (High School/Last College)
10	Jenna Blanton	Outfield	Rs Jr.	L/R	Chapel Hill, Tenn./Forrest HS
88	Lauryn Borzilleri	Infield	So.	R/R	Riverside, Calif./King HS
21	Erin Coffel	Infield	Sr.	R/R	Bremen, Ind./Bremen HS
99	Emory Donaldson	UTL	Fr.	R/R	Louisville, Ky./Ballard HS
3	Taylor Ebbs	Outfield	Jr.	L/R	Keizer, Ore./McNary HS
64	Ella Emmert	Catcher	Jr.	R/R	Lexington, Ky./Lexington Catholic HS
2	Karissa Hamilton	UTL	So.	R/R	Flat Rock, Ind./Shelbyville HS
77	Meeko Harrison	Infield	Sr.	L/R	Fontana, Calif./Etiwanda HS
5	Taylor Hess	Pitcher	So.	L/L	St. Augusta, Minn./Maple Lake HS
7	Ally Hutchins	UTL	Fr.	R/R	Paducah, Ky./McCracken Co. HS
35	Alexia Lacatena	P/UTL	Jr.	R/R	Stanhope, N.J./Lenape Valley Regional HS
32	Sydney Langdon	Pitcher	Fr.	R/R	Perry, GA./ The Westfield School
16	Camryn Lookadoo	INF/OF	Fr.	R/R	Georgetown, Ky./Great Crossing HS
33	Grace Lorsung	Infield	Sr.	R/R	New Palestine, Ind./Indiana
00	Hallie Mitchell	C/UTL	Jr.	L/R	Forsyth, Ill./Maroa-Forsyth HS
11	Vanessa Nesby	Outfield	Sr.	L/R	Corona, Calif./Santiago HS
37	Peyton Plotts	INF/OF	Fr.	R/R	Lexington, Ky./Tates Creek HS
22	Cassie Reasner	Infield	Fr.	R/R	Harvest, Ala./ Sparkman HS
23	Stephanie Schoonover	P/UTL	Sr.	R/R	Vicksburg, Miss./Rehobeth HS
19	Rylea Smith	Outfield	5Y	L/R	St. Louis, Mo./Parkway North HS
8	Delani Sullivan	Outfield	Fr.	L/R	Georgetown, Ky./Great Crossing HS
12	Margaret Tobias	Infield	Jr.	L/R	Urbandale, Iowa/Dowling Catholic HS
20	Erica Thulen	UTL	Sr.	R/R	Erie, Ill./Erie-Prophetstown HS
9	Jaden Vickers	Pitcher	5Y	L/L	Crystal River, Fla./Rutgers

## 2024 KENTUCKY NUMERICAL ROSTER

No.	Name	Position	Class/EXP	Bats/Throws	Hometown (High School/Last College)
00	Hallie Mitchell	C/UTL	Jr.	L/R	Forsyth, Ill./Maroa-Forsyth HS
2	Karissa Hamilton	UTL	So.	R/R	Flat Rock, Ind./Shelbyville HS
3	Taylor Ebbs	Outfield	Jr.	L/R	Keizer, Ore./McNary HS
5	Taylor Hess	Pitcher	So.	L/L	St. Augusta, Minn./Maple Lake HS
7	Ally Hutchins	UTL	Fr.	R/R	Paducah, Ky./McCracken Co. HS
8	Delani Sullivan	Outfield	Fr.	L/R	Georgetown, Ky./Great Crossing HS
9	Jaden Vickers	Pitcher	5Y	L/L	Crystal River, Fla./Rutgers
10	Jenna Blanton	Outfield	Rs Jr.	L/R	Chapel Hill, Tenn./Forrest HS
11	Vanessa Nesby	Outfield	Sr.	L/R	Corona, Calif./Santiago HS
12	Margaret Tobias	Infield	Jr.	L/R	Urbandale, Iowa/Dowling Catholic HS
16	Camryn Lookadoo	INF/OF	Fr.	R/R	Georgetown, Ky./Great Crossing HS
19	Rylea Smith	Outfield	5Y	L/R	St. Louis, Mo./Parkway North HS
20	Erica Thulen	UTL	Sr.	R/R	Erie, Ill./Erie-Prophetstown HS
21	Erin Coffel	Infield	Sr.	R/R	Bremen, Ind./Bremen HS
22	Cassie Reasner	Infield	Fr.	R/R	Harvest, Ala./ Sparkman HS
23	Stephanie Schoonover	P/UTL	Sr.	R/R	Vicksburg, Miss./Rehobeth HS
32	Sydney Langdon	Pitcher	Fr.	R/R	Perry, GA./ The Westfield School
33	Grace Lorsung	Infield	Sr.	R/R	New Palestine, Ind./Indiana
35	Alexia Lacatena	P/UTL	Jr.	R/R	Stanhope, N.J./Lenape Valley Regional HS
37	Peyton Plotts	INF/OF	Fr.	R/R	Lexington, Ky./Tates Creek HS
64	Ella Emmert	Catcher	Jr.	R/R	Lexington, Ky./Lexington Catholic HS
77	Meeko Harrison	Infield	Sr.	L/R	Fontana, Calif./Etiwanda HS
88	Lauryn Borzilleri	Infield	So.	R/R	Riverside, Calif./King HS
99	Emory Donaldson	UTL	Fr.	R/R	Louisville, Ky./Ballard HS

## 2024 COACHING & SUPPORT STAFF

**Head Coach:** Rachel Lawson (17th season)  
**Associate Head Coach:** Kristine Himes (17th season)  
**Assistant Coach:** Molly Belcher (14th season)  
**Assistant Coach:** Grace Baalman (1st season)  
**Graduate Assistant:** Kayla Kowalik (1st season)  
**Director of Operations:** Brittany Cervantes (5th season)  
**Athletic Trainer:** Bri Papotto (11th season)  
**Equipment Manager:** Myles Poole (8th season)  
**SID:** Chris Shoals (9th season)

## PRONUNCIATION GUIDE

Alexia **LACATENA** ... La-Ca-TEN-Uh  
**RYLEA** Smith ... Ry-lee  
**MEEKO** Harrison ... MEE-Ko  
**CAMRYN LOOKADOO** ... CAM-rin LUCK-uh-do  
Stephanie **SCHOONOVER** ... SKOON-over  
Lauryn **BORZILLERI** ... BOR-zuh-LAIR-ee  
**HALLIE** Mitchell ... HAL (Like pal – ee)  
**DELANI** Sullivan ... DUH-LAY-nee  
Erica **THULEN** ... THOO-len  
Margaret **TOBIAS** ... TOE-by-us  
**KRISTINE** Himes ... Kris-TEEN



# 2024 KENTUCKY SOFTBALL | 2024 SEC TOURNAMENT

## NATIONAL RANKINGS [WEEK 12]

NFC/USA Today Poll			
#	Team	Record	Previous
1	Texas (30)	42-6	1
2	Oklahoma (2)	45-4	2
3	Tennessee	37-9	3
4	Oklahoma State	42-8	4
5	Duke	44-6	5
6	Stanford	39-11	7
7	UCLA	30-10	9
8	Texas A&M	39-9	10
9	Washington	31-10	8
10	LSU	36-13	6
11	Florida	39-12	12
12	Florida State	40-10	16
13	Missouri	37-13	14
14	Georgia	37-13	11
15	Arkansas	34-13	15
16	Virginia Tech	38-11-1	13
17	Alabama	32-14	17
18	Arizona	32-15-1	19
19	California	33-15	20
20	Mississippi State	30-16	18
21	Louisiana	38-14	25
22	Boston University	45-4-1	23
23	Clemson	33-16	22
24	<b>Kentucky</b>	<b>30-18</b>	<b>21</b>
25	Oregon	27-16	24

RV: Northwestern (62), South Carolina (33), Miami (22), Texas State (16), Grand Canyon (6), Virginia (3), Baylor (2)

ESPN.com/USA Softball Poll			
#	Team	Record	Previous
1	Texas (25)	42-6	1
2	Oklahoma	45-4	2
3	Tennessee	37-9	3
4	Oklahoma State	42-8	4
5	Duke	44-6	5
6	UCLA	30-10	6
7	Stanford	39-11	8
8	Texas A&M	39-9	11
9	Florida	39-12	12
10	Washington	31-10	10
11	Arkansas	34-13	13
12	Georgia	37-13	9
13	LSU	36-13	7
14	Florida State	40-10	16
15	Missouri	37-13	14
16	Alabama	32-14	17
17	Louisiana	38-15	19
18	Virginia Tech	38-11-1	15
19	Mississippi State	30-16	18
20	Arizona	32-15-1	20
21	Oregon	27-16	23
22	Clemson	33-16	21
23	Northwestern	31-9	RV
24	<b>Kentucky</b>	<b>30-18</b>	<b>22</b>
25	Miami (OH)	40-7	RV

RV: Boston U (36), Texas State (34), California (33), South Carolina (27), Baylor (19), Auburn (8), Eastern Kentucky (2), Virginia (1), Michigan (1)

Kentucky in the Polls	USA Softball	NFCA
Preseason	RV	25
February 13	18 (+7)	18 (+7)
February 20	15 (+3)	16 (+2)
February 27	14 (+1)	16 (+/- 0)
March 5	21 (-7)	23 (-7)
March 12	23 (-2)	RV (-2)
March 19	23 (+/- 0)	RV (+/- 0)
March 26	RV (-2)	RV (+/- 0)
April 2	RV (+/- 0)	RV (+/- 0)
April 9	RV (+/- 0)	RV (+/- 0)
April 16	23 (+3)	24 (+2)
April 23	22 (+1)	21 (+2)
May 30	24 (-2)	25 (-4)
May 7		
May 14		

## New Look Kentucky Softball in the Circle [and the dugout]

For the first time in head coach Rachel Lawson's career, she has given up pitch calling duties for 2024. Pitching coach Grace Baalman will now call the pitches for the Wildcats after being hired as the third full-time assistant coach with the NCAA rule change this offseason.

Lawson will continue to call pitches for Stephanie Schoonover only per Schoonover's request since she is a senior and she and Lawson have a three-year working relationship.

## Lawson's Baker's Dozen

Rachel Lawson has led Kentucky to 13-straight seasons of 30+ wins with UK's victory over Florida on May 7. She is the only coach in program history to accomplish a 30-win season, much less 13 of them in a row.

## Kentucky vs. Ole Miss

Opponent	UK vs.	Lawson at UK vs.	Last meeting	Note
Ole Miss	34-30	19-11	UK won series, 2-1	UK won 2 in a row

Recent series: 2023 (UK, 2-1); 2022 (UK, 2-1); 2019 (OM, 2-1)

Last meeting in SEC Tournament: 2019, SEC QF's, UK won 8-0 (5), in College Station, Texas

## Cats Finally Solve Dawg Puzzle

Kentucky took a series off of Georgia for the first time since 2012 this season. UK won games one and three to win the series behind two complete-game wins from Stephanie Schoonover. For the series, Schoonover pitched 14.0 innings, had two wins, 14 strikeouts and only allowed seven runs. Offensively, Kentucky hit .304 with Rylea Smith going 8-for-12 with a double and 2 RBI.

## Kentucky Topples Alabama

Kentucky took its first SEC series of the season with a series win over #13 Alabama. The Wildcats won 6-3 on Thursday night and took the rubber match 4-3 on a Rylea Smith walk-off double. It was Rylea Smith's second time walking off a series win over Alabama in Lexington (2021). UK had two terrific performances from Stephanie Schoonover in the circle, as she threw over 300 pitches on the weekend as Kentucky played in front of a season-high 5,000+ fans over the series.

## Recent SEC Tournament Performances

Kentucky in recent SEC Tournaments:

- 2023 (9 seed) - Lost to (8) Florida in second round 6-2
- 2022 (4 seed) - Lost to (5) Florida in quarterfinals 9-3
- 2021 (6 seed) - Def. (11) Georgia 3-0; Lost to (3) Alabama in quarterfinals 5-1
- 2019 (4 seed) - Def. (5) Ole Miss 8-0; Lost to (1) Alabama in semifinals 6-3
- 2018 (10 seed) - Lost to (7) Arkansas in first round 3-1

## Kentucky's RPI vs. Quadrants

### KENTUCKY AGAINST

Quad 1 (1-25): 9-15  
 Quad 2 (26-50): 1-4  
 Quad 3 (50-100): 6-1  
 Quad 4 (101+): 14-1

\*\*With its next Q1 (1-25) win, Kentucky would become one of just eight teams in the NCAA to have 10+ Q1 wins.

[Teams that have 10+: Texas, LSU, Georgia, Stanford, Tennessee, Arkansas, Oklahoma State]

## Four Fifths

Kentucky owns wins against four of the five power conferences in softball. UK has wins over the PAC-12 (Stanford 2x), ACC (North Carolina), Big Ten (Ohio St., Wisconsin). The Wildcats currently do not have a Big 12 team on its schedule. UK was leading UCF 2-0 in Clearwater in the top of the first inning, but the game got washed out.

## Lawson Joins Team USA Coaching Staff

Rachel Lawson on April 1, 2024 was named to the Team USA National Team coaching staff. She will work with head coach Kelly Kretschman on the Women's National Team and Junior Women's National Team for the Great Britain in a pair of exhibition games at the conclusion of the





# 2024 KENTUCKY SOFTBALL | 2024 SEC TOURNAMENT

## 2024 TEAM LEADERS

### Hitting

#### BATTING AVERAGE

Rylea Smith (.378)  
Erin Coffel (.336)  
Jenna Blanton (.328)

#### AT-BATS

Rylea Smith (164)  
Grace Lorsung (147)  
Erin Coffel (134)

#### RUNS

Erin Coffel (36)  
Grace Lorsung (28)  
Rylea Smith (27)

#### HITS

Rylea Smith (62)  
Erin Coffel (45)  
Grace Lorsung (42)

#### DOUBLES

Erin Coffel (12)  
Grace Lorsung (12)  
Rylea Smith (9)

#### TRIPLES

Rylea Smith (5)  
Grace Lorsung (2)  
Ally Hutchins, Taylor Ebbs (1)

#### HOME RUNS

Grace Lorsung (13)  
Erin Coffel (13)  
Taylor Ebbs, Peyton Plotts (8)

#### RBI

Grace Lorsung (34)  
Erin Coffel (33)  
Taylor Ebbs (31)

#### SLUGGING PCT.

Erin Coffel (.716)  
Taylor Ebbs (.670)  
Grace Lorsung (.660)

### Pitching

#### ERA

Stephanie Schoonover (2.68)  
Sydney Langdon (4.20)  
Jaden Vickers (5.11)

#### STRIKEOUTS

Stephanie Schoonover (166)  
Sydney Langdon (79)  
Jaden Vickers (64)  
Alexia Lacatena (28)

Women's National Team training camp in late June before heading to the Japan All-Star Series in July.

### Opening Weekend Pitching Success

Kentucky did not allow more than two runs in any of its opening weekend games. This marks the first time in program history that UK has allowed two runs or less in five-straight games to start the 2024 season.

### Let's Review That

#### Rachel Lawson in 2024:

All games challenged plays: 21  
Correct challenges where the call on the field was overturned to UK's favor: 14  
Percentage: 14/21 (.667 correct challenge rate)

#### SEC challenged plays: 17

SEC correct challenges where the call on the field was overturned to UK's favor: 10  
Percentage: 10/17 (.588 correct challenge rate)

### Steph Bringing The Heat!

#### All-time K's at Kentucky:

1. Chanda Bell 910 (2009-2012)
2. Kelsey Nunley 809 (2013-2016)
3. Keary Camunas 550 (1997-2000)
4. Meagan Prince 446 (2014-2017)
5. **Stephanie Schoonover 394 (2021-Pres.)**

### Coffel An SEC All-Timer

All-time SEC Career HR Leaders (in all games):

1. Mia Davidson (MSU) ..... 92
2. Lauren Hager (Florida) ..... 71
- T-3. Alyssa DiCarlo (Georgia) ..... 68
- T-3. ERIN COFFEL (Kentucky) .....68**

### UK's 2024 Senior Class By The Numbers

(Four year totals):  
141 total wins  
44 SEC wins  
6 NCAA Tournament wins  
34 wins vs. NFCA top-25 teams

### 30-Piece

With Kentucky's win on April 27, it clinched its 15th-straight 30-win season under head coach Rachel Lawson

### Riding The SCHOONover

Stephanie Schoonover in the Alabama series: 2-0 record; 1.87 ERA; 2 CG, 15.0 IP, 6R, 4ER, 9BB, 13K, 9H.

### Gritty Kitties

On opening weekend alone, Kentucky picked up two wins when trailing in the fourth inning or later of the game.

UK has six wins this season when trailing after the fourth inning.

## 2024 MISC. STATS

Multi-Hit Games	2	3	4	5+	Total
Rylea Smith	7	5	3	-	15
Erin Coffel	12	-	-	-	12
Taylor Ebbs	7	1	-	-	8
Karissa Hamilton	5	2	-	-	7
Grace Lorsung	6	1	-	-	7
Peyton Plotts	6	-	-	-	6
Ally Hutchins	5	-	-	-	5
Margaret Tobias	5	-	-	-	5
Jenna Blanton	4	-	-	-	4
Lauryn Borzilleri	2	2	-	-	4
Vanessa Nesby	2	1	-	-	3
<b>TEAM</b>	<b>61</b>	<b>12</b>	<b>3</b>	<b>0</b>	<b>76</b>

Multi-RBI Games	2	3	4	5+	Total
Peyton Plotts	8	1	-	-	9
Taylor Ebbs	5	2	1	1	9
Grace Lorsung	3	4	1	-	8
Karissa Hamilton	6	1	-	-	7
Erin Coffel	3	3	1	-	7
Ally Hutchins	4	1	-	-	5
Rylea Smith	3	2	-	-	5
Lauryn Borzilleri	1	2	-	1	4
Hallie Mitchell	1	-	-	-	1
Margaret Tobias	1	-	-	-	1
Cassie Reasner	1	-	-	-	1
Erica Thulen	1	-	-	-	1
Ella Emmert	1	-	-	-	1
<b>TEAM</b>	<b>36</b>	<b>18</b>	<b>3</b>	<b>2</b>	<b>59</b>

Hitting Streaks	Longest	Current
Peyton Plotts	8	1
Rylea Smith	7	5
Karissa Hamilton	7	1
Jenna Blanton	6	1
Grace Lorsung	5	2
Erin Coffel	5	1
Ally Hutchins	4	2
Erica Thulen	3	3
Margaret Tobias	3	-
Lauryn Borzilleri	3	1
Vanessa Nesby	3	1
Taylor Ebbs	3	-
Cassie Reasner	2	-
Ella Emmert	1	1
Meeko Harrison	1	-
Delani Sullivan	1	-
Hallie Mitchell	1	-

Reach Base Streaks	Longest	Current
Erin Coffel	21	1
Peyton Plotts	10	1
Ally Hutchins	10	2
Lauryn Borzilleri	9	1
Grace Lorsung	7	2
Vanessa Nesby	7	1
Taylor Ebbs	7	-
Karissa Hamilton	7	2
Rylea Smith	7	5
Jenna Blanton	6	1
Hallie Mitchell	4	-
Margaret Tobias	4	1
Erica Thulen	3	3



# 2024 KENTUCKY SOFTBALL | 2024 SEC TOURNAMENT

Kentucky only had one win all of 2023 when trailing after the fourth inning or later in the game, so 2024 already surpassed that total one weekend into the season.

## Chopping Trees in the Golden State

UK took down No. 3 Stanford 2-1 and 3-2 in two highly-competitive games. Jaden Vickers pitched a complete game in the 2-1 win Friday afternoon and Stephanie Schoonover threw an eight-inning complete game in the 3-2 extra-inning win as the Wildcats took two wins over a top-five team to kick off the season.

## Ranked Opening Day Success

Kentucky's win over Stanford on opening day was its highest-ever ranked win on opening day in program history. The last time UK beat a ranked team on opening day was knocking off No. 25 Notre Dame in 2016.

## Reasner Shines in First-Career Start

Freshman Cassie Reasner started her first-career game on March 26 vs. Dayton at second base and went 1-for-2 with the game-tying hit, and the game-winning run in the bottom of the sixth inning as she added that to a sac fly earlier in the evening and a perfect night of defense.

## Syd The Kid!

Freshman Sydney Langdon had a terrific debut for Kentucky, throwing a complete game vs. No. 24 San Diego State with no earned runs allowed, 10 strikeouts and only three hits. Langdon took the loss on an unfortunate dropped third strike that resulted in two runs scoring.

She picked up her first-career game on Sunday, Feb. 25 in an 11-6 win at USC Upstate.

## Langdon In the Home Opener

Sydney Langdon struck out 15 batters, a new career-high and the most by a Kentucky pitcher since the 2023 no-hitter by Stephanie Schoonover in UK's home opener vs. Bellarmine. Langdon got seven batters looking and eight swinging, including four in a row on one occasion in the game.

## WHEN WAS THE LAST TIME

### A Kentucky hitter:

**Hit 2 extra base hits ...** Grace Lorsung (HR, 2B at Western Kentucky) . **4/17/24**  
**Hit 3 extra base hits** . . . . . Erin Coffel (HR, HR, 2B vs. Miami (OH)) . . . . 5/20/22  
**Hit 2 home runs** . . . . . Lauryn Borzilleri (HR, HR at Texas A&M) . . . . **4/6/24**  
**Hit a Grand Slam** . . . . . Taylor Ebbs vs. Miami (OH) . . . . . 5/19/23  
**Scored 4 runs** . . . . . Kayla Kowalik (Miami OH)) . . . . . 5/20/22  
**Had 5+ RBI** . . . . . Taylor Ebbs (at Western Kentucky) . . . . **4/17/24**  
**Had 4+ RBI** . . . . . Taylor Ebbs (at Western Kentucky) . . . . **4/17/24**  
**Had 4 walks** . . . . . Kayla Kowalik at Bellarmine . . . . . 4/12/23  
**Had 2 stolen bases** . . . . . Rylea Smith vs. DePaul . . . . . 3/18/23  
**Hit for the cycle** . . . . . Brooke Marnitz (vs. Indiana State) . . . . 2/25/06  
**Hit an inside-the-park HR** . . . . . Renee Abernathy (vs. Buffalo) . . . . . 3/10/22

### A Kentucky fielder:

**Had 15+ putouts** . . . . . Karissa Hamilton (Bellarmine) . . . . . **3/6/24**  
**Had 7 assists** . . . . . Katie Reed (vs. Texas A&M - 8) . . . . . 4/14/18

### A Kentucky pitcher:

**Had 10 strikeouts** . . . . . Sydney Langdon (15 - Bellarmine) . . . . . **3/6/24**  
**Pitched a one-hitter** . . . . . Stephanie Schoonover (at USC Upstate) . . . **2/23/24**  
**Pitched a no-hitter** . . . . . Stephanie Schoonover (vs. North Texas) . . . 2/18/23  
**Pitched a perfect game** . . . . Chanda Bell (vs. Austin Peay - Game 1) . . . . 4/6/11  
 . . . . . Rachel Riley (vs. Austin Peay - Game 2) . . . . 4/6/11

### An Opponent hitter:

**Hit 2 extra base hits** . . . . . Eschete (Texas A&M) . . . . . **4/6/24**  
**Hit 2 home runs** . . . . . Kortorkrax (Ohio State) . . . . . **3/17/24**  
**Scored 4 runs** . . . . . Kortorkrax (Ohio State) . . . . . **3/17/24**  
**Had 4+ RBI** . . . . . Goodnight (Georgia) . . . . . **4/13/24**  
**Had 3 walks** . . . . . Kim Wert (Mizzou - 3) . . . . . 4/25/22  
**Had 3 strikeouts** . . . . . M. Hackbarth (Arizona State - 4) . . . . . 2/15/20  
**Had 2 stolen bases** . . . . . Bella Loonis (Arizona State - 2) . . . . . 2/15/20

### An Opponent pitcher:

**Had 10 strikeouts** . . . . . Ni'jaree Canady (Stanford, 14) . . . . . **2/10/24**  
**Pitched a one hitter** . . . . . Alexis Osorio (Alabama) . . . . . 3/31/18  
**Pitched a no-hitter** . . . . . Alex Storako (Oklahoma) . . . . . 3/3/23

**Bold = Event happened in 2024**

## TRACKING KENTUCKY'S EXTRA-BASE HITS IN 2024 AND CAREER

Player	Doubles 2024 (career)	Triples 2024 (career)	Home Runs 2024 (career)	Totals 2024 (career)
Rylea Smith	9 (25)	5 (6)	4 (8)	18 (40)
Erin Coffel	12 (39)	0 (3)	13 (68)	25 (111)
Meeko Harrison	0 (5)	0 (1)	1 (6)	1 (12)
Vanessa Nestby	2 (4)	0 (2)	0 (0)	2 (6)
Erica Thulen	0 (2)	0 (0)	1 (1)	1 (3)
Stephanie Schoonover	0 (0)	0 (0)	0 (0)	0 (0)
Jenna Blanton	2 (2)	0 (0)	0 (1)	2 (3)
Taylor Ebbs	5 (19)	1 (3)	8 (22)	14 (43)
Ella Emmert	1 (1)	0 (0)	0 (0)	1 (1)
Alexia Lacatena	0 (1)	0 (1)	0 (0)	0 (2)
Hallie Mitchell	1 (3)	0 (0)	0 (0)	1 (3)
Margaret Tobias	1 (1)	0 (1)	0 (0)	1 (2)
Lauryn Borzilleri	7 (7)	0 (0)	5 (5)	12 (12)
Karissa Hamilton	8 (11)	0 (1)	7 (8)	15 (21)
Taylor Hess	0 (0)	0 (0)	0 (0)	0 (0)
Grace Lorsung	12 (16)	2 (3)	12 (20)	26 (39)
Jaden Vickers	0 (0)	0 (0)	0 (0)	0 (0)
Ally Hutchins	3 (3)	1 (1)	6 (6)	10 (10)
Delani Sullivan	1 (1)	0 (0)	0 (0)	1 (1)
Camryn Lookadoo	0 (0)	0 (0)	0 (0)	0 (0)
Cassie Reasner	3 (3)	0 (0)	0 (0)	3 (3)
Sydney Langdon	0 (0)	0 (0)	0 (0)	0 (0)
Peyton Plotts	4 (4)	1 (1)	8 (8)	13 (13)
Emory Donaldson	0 (0)	0 (0)	0 (0)	0 (0)
<b>TOTALS</b>	<b>70 (148)</b>	<b>10 (23)</b>	<b>67 (155)</b>	<b>111 (299)</b>





# 2024 KENTUCKY SOFTBALL | 2024 SEC TOURNAMENT

## GAME NOTES (CONTINUED FROM PAGE 7)

### ALLLLLL Aboard

Erin Coffel reached base safely in 42-straight games, to break the school record, the last 42 games of 2023.

Her on-base streak stretched into the first 20 games of 2024 to make it 63 in a row before she went 0-for-4 vs. Lipscomb on March 13.

### Walk This Way

Erin Coffel led the NCAA in 2023 with 1.17 walks per game, ranking 0.23 points higher than second place.

### 2024 John Cropp Classic Champs!

- Kentucky (4-1)
- South Dakota State (3-2)
- Ohio State (3-2)
- Columbia (0-5)

During the JCC, Kentucky hit 13 doubles, 3 triples and 14 HR's on the weekend with seven different players notching a HR on the weekend. The Wildcats outscored their opponents 54-19 and had three shutouts on the tournament.

### All-SEC History

Kentucky players to be named First Team All-SEC 2x in their careers:  
- Lyndsey Angus, Molly Belcher, Kayla Kowalik, **Erin Coffel**

### Winning in the SEC Becoming Normal

Between 1997 and 2010, Kentucky had one winning season in SEC play (2000, 15-13). Since 2011, Kentucky has had a winning record in SEC play in eight of 12 full seasons played (excluding 2020).

### The Tenured Trio

2023 marks the 13th-straight year that Rachel Lawson, Kristine Himes and Molly Belcher will make up the full-time coaching staff. It is the longest-tenured coaching staff in the UK Athletic Department, and the longest in SEC Softball. The previous longest-tenured staff prior to 2021 was Tennessee.

### Unafraid To Challenge

Kentucky has one of the toughest non-conference schedules in the country, having scheduled non-conference games with top-25 opponents Stanford (2 times), Washington, Texas, San Diego State, and ranked SEC foes Tennessee, Georgia, Alabama, LSU, Arkansas, Florida, Auburn and South Carolina.

### Coffel Joins Cheek in Power Records

Erin Coffel joined Abby Cheek as the only two players in program history to have multiple

seasons of at least 15 home runs and 50 RBI in 2023.

### All of the Lights, All of the Lights

The Kentucky Softball team will be featured 13 times on national television, it was announced by ESPN and its partners on Wednesday afternoon, January 31. Kentucky will be competing in the highly prestigious Shriners Children's Clearwater Invitational this February, returning to the event for the first time since 2019. The Wildcats will have two nationally-televised games in the event with its opener against North Carolina on Feb. 15 shown on ACC Network

### Preseason Honors

The Kentucky Softball team placed two of its members on the Preseason All-Southeastern Conference Team, the league office announced. Both Erin Coffel and Stephanie Schoonover were named to the team, as two of the 24-member team that was voted on by the 13 SEC head coaches.

### New Kid on the Block

Grace Baalman has been hired as a full-time assistant coach and will begin her role immediately. Baalman will assist Lawson and the coaching staff in all area of the program, but will primarily work with the pitching rotation in her day-to-day.

With the new legislation passed by the NCAA, softball teams are now permitted to have three full-time assistant coaches. Baalman, who was a Wildcat pitcher from 2018-2021 and has been on Rachel Lawson's staff as a volunteer assistant coach since 2022, will step into a full-time role joining the longest-tenured SEC Softball staff with Kristine Himes and Molly Belcher.

Baalman was an All-Southeastern Conference pitcher for UK from 2018-2021 having played in three NCAA Super Regionals and four NCAA Regionals. Baalman won 14 games her freshman year to lead all Southeastern Conference pitchers in 2018 with a 2.72 ERA in 31 appearances with three shutouts and 10 complete games.

### Kowalik in the Pros

Former Kentucky Softball catcher Kayla Kowalik was named the 2023 Women's Pro Fastpitch Rookie of the Year, the league announced at its postseason awards ceremony in Talladega, Alabama.

Kowalik, who hit .394 on the season, was also named WPF All-Outfield and ended the regular season as the stolen base leader in the

league with 14 swiped bags. The native of New Braunfels, Texas, who is a two-time National Fastpitch Coaches' Association All-American scored 27 runs on 43 hits this season as the USSSA Pride went 18-16 to earn the No. 3 in the WPF playoffs, which begin this week

### USA! USA! USA!

Erin Coffel was selected as one of 16 players in the country to represent Team USA at the 2023 Pan Am Games this fall in Santiago, Chile. Coffel was the only active NCAA collegiate athlete in the roster of 16, as she joined 15 other players who have already graduated from NCAA athletics including former Southeastern Conference standouts Aliyah Andrews, Mia Davidson, Montana Fouts, Savanna Jaquish, Aubrey Leach, Amanda Lorenz and Haylie McCleney.

The 2023 Pan Am Games were held from October 29 through November 4 in Santiago. Selected from the WNT athlete pool, the Women's National Team Selection Committee (WNTSC) formed the Pan American Games roster based on previous and ongoing evaluations at the collegiate and professional levels as well as USA Softball National Team events.





# 2024 KENTUCKY SOFTBALL | 2024 SEC TOURNAMENT

## 2024 SEC STANDINGS

School	SEC	Pct.	All	Pct.	Home	Away	Neu.	Streak
Tennessee	16-5	.762	37-9	.804	17-2	16-3	4-4	L1
Texas A&M	15-6	.714	39-9	.809	24-2	8-6	6-1	W8
Florida	14-7	.667	39-12	.765	17-5	14-5	6-2	W1
Arkansas	13-8	.619	34-13	.723	17-7	11-5	6-1	L1
Georgia	11-10	.524	37-13	.740	25-7	6-5	6-1	L1
LSU	12-12	.500	36-13	.735	26-6	7-7	3-0	W1
Missouri	10-11	.476	37-14	.725	8-5	15-7	14-2	L1
Mississippi State	10-11	.476	31-16	.660	17-7	9-6	5-3	W1
Alabama	9-12	.429	32-14	.696	18-8	8-6	6-0	W1
<b>Kentucky</b>	<b>8-13</b>	<b>.381</b>	<b>30-18</b>	<b>.625</b>	<b>12-8</b>	<b>7-8</b>	<b>11-2</b>	<b>L1</b>
South Carolina	8-13	.381	32-18	.640	18-11	8-6	6-1	W1
Auburn	7-14	.333	25-17-1	.593	17-9-1	5-8	3-0	L2
Ole Miss	5-16	.238	28-23	.549	12-13	9-9	7-1	W2

# - SEC Regular Season Champion; \$ - SEC Tournament Champion

## SEC WEEKLY AWARDS

### Feb. 12, 2024

Player of the Week: Rylie West (Tennessee)  
**Pitcher of the Week: Stephanie Schoonover (UK)**  
 Freshman of the Week: Lauren Johnson (Alabama) and Olivia Miller (Florida)

### Feb. 19, 2024

Player of the Week: Jocelyn Erickson (Florida) and Allie Enright (Texas A&M)  
 Pitcher of the Week: Aspen Wesley (MSU) and Emiley Kennedy (TAMU)  
 Freshman of the Week: Keagan Rothrock (Florida)

### Feb. 26, 2024

Player of the Week: Jenna Johnson (Alabama), Ali Newland (LSU)  
 Pitcher of the Week: Emiley Kennedy (TAM)  
 Freshman of the Week: Ava Brown (Florida)

### March 5, 2024

Player of the Week: Korbe Otis (Florida)  
 Pitcher of the Week: Maddie Penta (Auburn)  
 Freshman of the Week: Keagan Rathrock (Florida)

### March 12, 2024

Player of the Week: Bri Ellis (Arkansas)  
 Pitcher of the Week: Karlyn Pickens (Tennessee)  
 Freshman of the Week: Ava Brown (Florida)

### March 19, 2024

Player of the Week: Bri Ellis (Arkansas)  
 Pitcher of the Week: Makenna Klithermines (Ole Miss) and Karlyn Pickens (Tennessee)  
 Freshman of the Week: Kennedy Miller (Arkansas)

### March 26, 2024

Player of the Week: Skylar Wallace (Florida)  
 Pitcher of the Week: Peyton Gotshall (Tennessee)  
 Freshman of the Week: Mia Williams (Florida) and Marissa McCann (Missouri)

### April 2, 2024

Player of the Week: Mta Dodge (Mizzou)  
 Pitcher of the Week: Alana Vawter (SC)  
 Freshman of the Week: Marissa McCann (Mizzou)

### April 9, 2024

Player of the Week: Jazmine Hill (Texas A&M)  
 Pitcher of the Week: Kayla Beaver (ALA) & Morgan Leinstock (Arkansas)  
 Freshman of the Week: Jocelyn Briski (Alabama)

### April 16, 2024

**Player of the Week: Rylea Smith (Kentucky)** and Trinity Cannon (Texas A&M)  
 Pitcher of the Week: Robyn Herron (Arkansas)  
 Freshman of the Week: Stefania Abruscato (MIZ)

### April 23, 2024

Player of the Week: Abby Hay (Missouri)  
 Pitcher of the Week: Morgan Leinstock (Arkansas)  
**Freshman of the Week: Sydney Langdon (Kentucky)**

### April 30, 2024

Player of the Week: Reagan Walsh (Florida)  
 Pitcher of the Week: Karlyn Pickens (Tennessee)  
 Freshman of the Week: Sage Mardjetko (SC)

### May 7, 2024

Player of the Week:  
 Pitcher of the Week:  
 Freshman of the Week:

### 2023 SEC Postseason Awards:

Player of the Year: Skylar Wallace (Florida)  
 Pitcher of the Year: Maddie Penta (Auburn)  
 Freshman of the Year: Karlyn Pickens (Tennessee)  
 Coach of the Year: Karen Weekly (Tennessee)

## THE SEC IN THE 2023 NCAA TOURNAMENT

### Top-Eight Seeds

- (4) Tennessee - WCWS semifinals
- (5) Alabama - WCWS

### Regional Hosts

- (10) LSU - Eliminated in regional round
- (11) Arkansas - Eliminated in super regional round
- (14) Georgia -- Eliminated in super regional round

### Regional No. 2/3 Seeds

- Kentucky - Eliminated in regional round
- Auburn - Eliminated in regional round
- Texas A&M - Eliminated in regional round
- Florida - Eliminated in regional round
- South Carolina - Eliminated in regional round
- Ole Miss - Eliminated in regional round
- Missouri - Eliminated in regional round



Katie Reed (2016-2019)




# 2024 KENTUCKY SOFTBALL | 2024 SEC TOURNAMENT

## SOUTHEASTERN CONFERENCE BREAKDOWN KENTUCKY'S HISTORY IN SEC ACTION

Team	Years of UK Series Victories	2024 Breakdown: 8-16
Mississippi State (9): 2018, 2022	1998, 2002, 2009, 2010, 2011, 2013, 2014, 2016,	#3 LSU (0-3) Game 1: L, 6-2 Game 2: L, 4-3 Game 3: L, 8-3
Auburn (6):	2000, 2001, 2009, 2012, 2022, 2024	at #10 Florida (0-3) Game 1: L, 10-1 (5) Game 2: L, 9-1 (6) Game 3: L, 7-1
Florida (4):	2000, 2011, 2012, 2023	
Georgia (3)	2000, 2012, 2024	
Tennessee (2):	2000, 2011	
Ole Miss (10):	2001, 2007, 2008, 2009, 2010, 2012, 2013, 2014, 2016, 2022	
South Carolina (9):	2001, 2006, 2009, 2010, 2011, 2012, 2013, 2016, 2018, 2019	#13 Alabama (2-1) Game 1: W, 6-3 Game 2: L, 9-4 Game 3: W, 4-3 (8)
Arkansas (7):	2002, 2003, 2010, 2011, 2014, 2016, 2017	
Alabama (5):	2013, 2019, 2021, 2023, 2024	
LSU (6):	2012, 2015, 2016, 2017, 2018, 2022	at #13 Texas A&M (1-2) Game 1: L, 5-4 Game 2: L, 10-9 Game 3: W, 1-0
Missouri (3):	2014, 2016, 2017	
South Carolina (5):	2016, 2018, 2019, 2021, 2022	
Texas A&M (4):	2014, 2017, 2020, 2021	
<b>Year:</b>	<b>UK's Series Captured that Season</b>	
1997 (0):	-	
1998 (1):	Mississippi State	
1999 (0):	-	
2000 (4):	Auburn, Florida, Georgia, Tennessee	#7 Georgia (2-1) Game 1: W, 7-5 Game 2: L, 6-4 Game 3: W, 6-2
2001 (3):	Auburn, Ole Miss, South Carolina	
2002 (2):	Arkansas, Mississippi State	
2003 (1):	Arkansas	
2004 (0):	-	
2005 (0):	-	
2006 (1):	South Carolina	at Auburn (2-1) Game 1: W, 5-2 Game 2: W, 2-1 Game 3: L, 4-1
2007 (1):	Ole Miss	
2008 (1):	Ole Miss	
2009 (4):	Auburn, Mississippi State, Ole Miss, South Carolina	
2010 (4):	Arkansas, Mississippi State, Ole Miss, South Carolina	#25 South Carolina (1-2) Game 1: L, 5-2 Game 2: W, 3-1 Game 3: L, 3-0
2011 (5):	Arkansas, Mississippi State, Tennessee, Florida, South Carolina	
2012 (6*):	Auburn, Georgia, Ole Miss, Florida, LSU, South Carolina	
2013 (4):	Ole Miss, Miss. State, South Carolina, Alabama	
2014 (5):	Mississippi State, Missouri, Texas A&M, Ole Miss, Arkansas	
2015 (1):	No. 1 LSU	at #3 Tennessee (0-3) Game 1: L, 8-3 Game 2: L, 8-3 Game 3: L, 8-7 (8)
2016 (6*):	at South Carolina, Ole Miss, at Arkansas, at No. 8 LSU, No. 18 Missouri, vs. Mississippi State	
2017 (3):	Arkansas, at Missouri, vs. Texas A&M	
2018 (2):	No. 8 LSU, No. 12 South Carolina	
2019 (3):	No. 11 South Carolina, Mississippi State, No. 14 Auburn, at No. 3 Alabama	
2020 (1):	(Only series played (COVID-19) Texas A&M	
2021 (3):	#3 Alabama, at Texas A&M, South Carolina	
2022 (5):	No. 18 Auburn, at #20 LSU, Ole Miss, Mississippi St., South Carolina	
2023 (3):	at No. 23 Missouri, Ole Miss, #16 Florida	
2024 (3):	#13 Alabama, #7 Georgia, at Auburn	

## KENTUCKY HOME RUN TRACKER UNDER COACH KRISTINE HIMES



\*= School Record



# 2024 KENTUCKY SOFTBALL | 2024 SEC TOURNAMENT

## STARTING LINEUPS BY BATTING ORDER

Opponent	1	2	3	4	5	6	7	8	9
UC Santa Barbara	Coffel	Tobias	Smith	Hutchins	Lorsung	Hamilton	Borzilleri	Blanton	Nesby
Stanford	Coffel	Tobias	Smith	Hutchins	Ebbs	Lorsung	Harrison	Emmert	Nesby
Stanford	Coffel	Smith	Ebbs	Hutchins	Hamilton	Borzilleri	Lorsung	Nesby	Tobias
San Diego State	Coffel	Tobias	Smith	Hutchins	Hamilton	Harrison	Lorsung	Blanton	Nesby
Minnesota	Nesby	Smith	Coffel	Hutchins	Lorsung	Harrison	Mitchell	Donaldson	Tobias
North Carolina	Nesby	Coffel	Smith	Hutchins	Lorsung	Hamilton	Borzilleri	Blanton	Tobias
Wisconsin	Nesby	Coffel	Smith	Hutchins	Ebbs	Lorsung	Harrison	Emmert	Tobias
Washington	Coffel	Nesby	Borzilleri	Hamilton	Hutchins	Ebbs	Lorsung	Tobias	Smith
UCF	<b>CANCELLED (Rain)</b>								
Texas	<b>CANCELLED (Rain)</b>								
Akron	Coffel	Tobias	Smith	Hutchins	Lorsung	Ebbs	Harrison	Emmert	Blanton
USC Upstate	Coffel	Nesby	Smith	Hutchins	Hamilton	Ebbs	Lorsung	Borzilleri	Tobias
Monmouth	Coffel	Nesby	Smith	Hutchins	Ebbs	Lorsung	Borzilleri	Mitchell	Tobias
Akron	Coffel	Borzilleri	Smith	Hutchins	Hamilton	Lorsung	Blanton	Nesby	Tobias
USC Upstate	Coffel	Smith	Borzilleri	Hutchins	Ebbs	Lorsung	Hamilton	Tobias	Nesby
Minnesota	Coffel	Smith	Borzilleri	Hutchins	Hamilton	Lorsung	Nesby	Blanton	Tobias
Charlotte	Coffel	Smith	Borzilleri	Hutchins	Ebbs	Lorsung	Emmert	Blanton	Tobias
Fordham	Coffel	Borzilleri	Plotts	Lorsung	Ebbs	Hamilton	Blanton	Nesby	Tobias
UNCW	Coffel	Borzilleri	Hutchins	Lorsung	Ebbs	Hamilton	Nesby	Blanton	Tobias
Bellarmino	Coffel	Smith	Hutchins	Lorsung	Ebbs	Hamilton	Harrison	Blanton	Tobias
LSU (1)	Coffel	Smith	Borzilleri	Hutchins	Lorsung	Hamilton	Nesby	Blanton	Tobias
LSU (2)	Coffel	Hutchins	Smith	Lorsung	Ebbs	Blanton	Hamilton	Borzilleri	Tobias
LSU (3)	Coffel	Hutchins	Smith	Plotts	Lorsung	Sullivan	Hamilton	Borzilleri	Tobias
Lipscomb	Coffel	Hutchins	Smith	Lorsung	Plotts	Hamilton	Blanton	Tobias	Borzilleri
South Dakota State	Coffel	Hutchins	Smith	Plotts	Borzilleri	Lorsung	Hamilton	Tobias	Blanton
Columbia	Hutchins	Coffel	Smith	Lorsung	Ebbs	Hamilton	Blanton	Tobias	Borzilleri
Ohio State	Hutchins	Coffel	Smith	Lorsung	Ebbs	Hamilton	Blanton	Tobias	Borzilleri
Columbia	Hutchins	Coffel	Smith	Lorsung	Plotts	Borzilleri	Emmert	Tobias	Blanton
Ohio State	Hutchins	Coffel	Smith	Lorsung	Plotts	Hamilton	Blanton	Tobias	Borzilleri
Marshall	Smith	Coffel	Lorsung	Hutchins	Plotts	Hamilton	Blanton	Tobias	Borzilleri
Florida (1)	Smith	Coffel	Hutchins	Plotts	Lorsung	Hamilton	Blanton	Tobias	Borzilleri
Florida (2)	Smith	Coffel	Hutchins	Plotts	Lorsung	Hamilton	Blanton	Tobias	Borzilleri
Florida (3)	Smith	Coffel	Hutchins	Plotts	Lorsung	Borzilleri	Hamilton	Emmert	Tobias
Dayton	Hutchins	Coffel	Smith	Plotts	Lorsung	Hamilton	Nesby	Reasner	Borzilleri
Alabama (1)	Coffel	Hutchins	Smith	Plotts	Lorsung	Reasner	Blanton	Hamilton	Borzilleri
Alabama (2)	Coffel	Smith	Hutchins	Plotts	Lorsung	Reasner	Hamilton	Blanton	Borzilleri
Alabama (3)	Coffel	Smith	Plotts	Ebbs	Lorsung	Blanton	Reasner	Mitchell	Borzilleri
Texas A&M (1)	Coffel	Smith	Hutchins	Plotts	Lorsung	Reasner	Blanton	Mitchell	Borzilleri
Texas A&M (2)	Smith	Coffel	Ebbs	Lorsung	Plotts	Emmet	Nesby	Tobias	Borzilleri
Texas A&M (3)	Smith	Coffel	Lorsung	Borzilleri	Plotts	Hamilton	Tobias	Nesby	Ebbs
Georgia (1)	Smith	Coffel	Ebbs	Borzilleri	Plotts	Lorsung	Hamilton	Tobias	Blanton
Georgia (2)	Smith	Coffel	Ebbs	Borzilleri	Plotts	Lorsung	Hamilton	Blanton	Tobias
Georgia (3)	Smith	Coffel	Ebbs	Plotts	Lorsung	Blanton	Hamilton	Tobias	Borzilleri
WKU	Smith	Coffel	Ebbs	Hutchins	Lorsung	Blanton	Hamilton	Reasner	Borzilleri
Auburn (1)	Smith	Coffel	Ebbs	Plotts	Lorsung	Hamilton	Tobias	Blanton	Borzilleri
Auburn (2)	Smith	Coffel	Ebbs	Hutchins	Lorsung	Hamilton	Blanton	Tobias	Borzilleri
Auburn (3)	Smith	Coffel	Ebbs	Plotts	Lorsung	Hamilton	Nesby	Tobias	Borzilleri
South Carolina (1)	Smith	Coffel	Ebbs	Hutchins	Lorsung	Hamilton	Blanton	Tobias	Borzilleri
South Carolina (2)	Smith	Coffel	Thulen	Hamilton	Lorsung	Harrison	Tobias	Vickers	Borzilleri
South Carolina (3)	Smith	Coffel	Hutchins	Lorsung	Plotts	Hamilton	Tobias	Nesby	Borzilleri
Tennessee (1)	Smith	Coffel	Nesby	Lorsung	Ebbs	Hamilton	Tobias	Blanton	Borzilleri
Tennessee (2)	Smith	Coffel	Nesby	Lorsung	Hutchins	Hamilton	Blanton	Tobias	Borzilleri
Tennessee (3)	Smith	Coffel	Nesby	Lorsung	Hutchins	Hamilton	Blanton	Reasner	Borzilleri



# 2024 KENTUCKY SOFTBALL | 2024 SEC TOURNAMENT

## STARTING LINEUPS BY POSITION

Opponent	C	1B	2B	3B	SS	LF	CF	RF	P
UCSB	Hamilton	Borzilleri	Tobias	Lorsung	Coffel	Nesby	Blanton	Smith	Schoonover
Stanford	Emmert	Harrison	Tobias	Lorsung	Coffel	Smith	Nesby	Ebbs	Vickers
Stanford	Hamilton	Borzilleri	Tobias	Lorsung	Coffel	Smith	Nesby	Ebbs	Schoonover
San Diego State	Hamilton	Harrison	Tobias	Lorsung	Coffel	Nesby	Blanton	Smith	Langdon
Minnesota	Mitchell	Harrison	Tobias	Lorsung	Coffel	Smith	Nesby	Donaldson	Lacatena
North Carolina	Hamilton	Borzilleri	Tobias	Lorsung	Coffel	Nesby	Blanton	Smith	Langdon
Wisconsin	Emmert	Harrison	Tobias	Lorsung	Coffel	Smith	Nesby	Ebbs	Vickers
Washington	Hamilton	Borzilleri	Tobias	Lorsung	Coffel	Smith	Nesby	Ebbs	Schoonover
UCF	CANCELLED (Rain)								
Texas	CANCELLED (Rain)								
Akron	Emmert	Harrison	Tobias	Lorsung	Coffel	Smith	Blanton	Nesby	Vickers
USC Upstate	Hamilton	Borzilleri	Tobias	Lorsung	Coffel	Smith	Nesby	Ebbs	Schoonover
Monmouth	Mitchell	Borzilleri	Tobias	Lorsung	Coffel	Smith	Nesby	Ebbs	Vickers
Akron	Hamilton	Borzilleri	Tobias	Lorsung	Coffel	Nesby	Blanton	Smith	Langdon
USC Upstate	Hamilton	Borzilleri	Tobias	Lorsung	Coffel	Smith	Nesby	Ebbs	Langdon
Minnesota	Hamilton	Borzilleri	Tobias	Lorsung	Coffel	Nesby	Blanton	Smith	Schoonover
Charlotte	Emmert	Borzilleri	Tobias	Lorsung	Coffel	Smith	Blanton	Ebbs	Vickers
Fordham	Hamilton	Borzilleri	Tobias	Lorsung	Coffel	Nesby	Blanton	Ebbs	Vickers
UNCW	Hamilton	Borzilleri	Tobias	Lorsung	Coffel	Nesby	Blanton	Ebbs	Schoonover
Bellarmino	Hamilton	Harrison	Tobias	Lorsung	Coffel	Smith	Blanton	Ebbs	Langdon
LSU (1)	Hamilton	Borzilleri	Tobias	Lorsung	Coffel	Nesby	Blanton	Smith	Schoonover
LSU (2)	Hamilton	Borzilleri	Tobias	Lorsung	Coffel	Smith	Blanton	Ebbs	Vickers
LSU (3)	Hamilton	Borzilleri	Tobias	Lorsung	Coffel	Smith	Sullivan	Plotts	Langdon
Lipscomb	Hamilton	Borzilleri	Tobias	Lorsung	Coffel	Smith	Blanton	Ebbs	Schoonover
South Dakota St.	Hamilton	Borzilleri	Tobias	Lorsung	Coffel	Smith	Blanton	Plotts	Langdon
Columbia	Hamilton	Borzilleri	Tobias	Lorsung	Coffel	Smith	Blanton	Ebbs	Lacatena
Ohio State	Hamilton	Borzilleri	Tobias	Lorsung	Coffel	Smith	Blanton	Ebbs	Vickers
Columbia	Emmert	Borzilleri	Tobias	Lorsung	Coffel	Smith	Blanton	Plotts	Vickers
Ohio State	Hamilton	Borzilleri	Tobias	Lorsung	Coffel	Smith	Blanton	Plotts	Schoonover
Marshall	Hamilton	Borzilleri	Tobias	Lorsung	Coffel	Smith	Blanton	Plotts	Schoonover
Florida (1)	Hamilton	Borzilleri	Tobias	Lorsung	Coffel	Smith	Blanton	Plotts	Vickers
Florida (2)	Hamilton	Borzilleri	Tobias	Lorsung	Coffel	Smith	Blanton	Plotts	Schoonover
Florida (3)	Emmert	Borzilleri	Tobias	Lorsung	Coffel	Smith	Sullivan	Plotts	Vickers
Dayton	Hamilton	Borzilleri	Reasner	Lorsung	Coffel	Smith	Nesby	Plotts	Langdon
Alabama (1)	Mitchell	Borzilleri	Reasner	Lorsung	Coffel	Smith	Blanton	Plotts	Schoonover
Alabama (2)	Hamilton	Borzilleri	Reasner	Lorsung	Coffel	Smith	Blanton	Plotts	Vickers
Alabama (3)	Mitchell	Borzilleri	Reasner	Lorsung	Coffel	Smith	Blanton	Plotts	Schoonover
NKU	CANCELLED (Rain)								
Texas A&M (1)	Mitchell	Borzilleri	Reasner	Lorsung	Coffel	Smith	Blanton	Plotts	Schoonover
Texas A&M (2)	Emmert	Borzilleri	Tobias	Lorsung	Coffel	Smith	Nesby	Plotts	Vickers
Texas A&M (3)	Hamilton	Borzilleri	Tobias	Lorsung	Coffel	Smith	Nesby	Plotts	Schoonover
Louisville	CANCELLED (Rain)								
Georgia (1)	Hamilton	Borzilleri	Tobias	Lorsung	Coffel	Smith	Blanton	Plotts	Schoonover
Georgia (2)	Hamilton	Borzilleri	Tobias	Lorsung	Coffel	Smith	Blanton	Plotts	Langdon
Georgia (3)	Hamilton	Borzilleri	Tobias	Lorsung	Coffel	Smith	Blanton	Ebbs	Schoonover
WKU	Hamilton	Borzilleri	Reasner	Lorsung	Coffel	Smith	Blanton	Ebbs	Vickers
Auburn (1)	Hamilton	Borzilleri	Tobias	Lorsung	Coffel	Smith	Blanton	Ebbs	Schoonover
Auburn (2)	Hamilton	Borzilleri	Tobias	Lorsung	Coffel	Smith	Blanton	Ebbs	Langdon
Auburn (3)	Hamilton	Borzilleri	Tobias	Lorsung	Coffel	Smith	Nesby	Ebbs	Schoonover
South Carolina (1)	Hamilton	Borzilleri	Tobias	Lorsung	Coffel	Smith	Blanton	Ebbs	Langdon
South Carolina (2)	Hamilton	Harrison	Tobias	Lorsung	Coffel	Smith	Nesby	Vickers	Schoonover
South Carolina (3)	Hamilton	Borzilleri	Tobias	Lorsung	Coffel	Smith	Nesby	Plotts	Vickers
Tennessee (1)	Hamilton	Borzilleri	Tobias	Lorsung	Coffel	Smith	Nesby	Blanton	Schoonover
Tennessee (2)	Hamilton	Borzilleri	Tobias	Lorsung	Coffel	Smith	Nesby	Blanton	Vickers
Tennessee (3)	Hamilton	Borzilleri	Reasner	Lorsung	Coffel	Smith	Nesby	Blanton	Schoonover



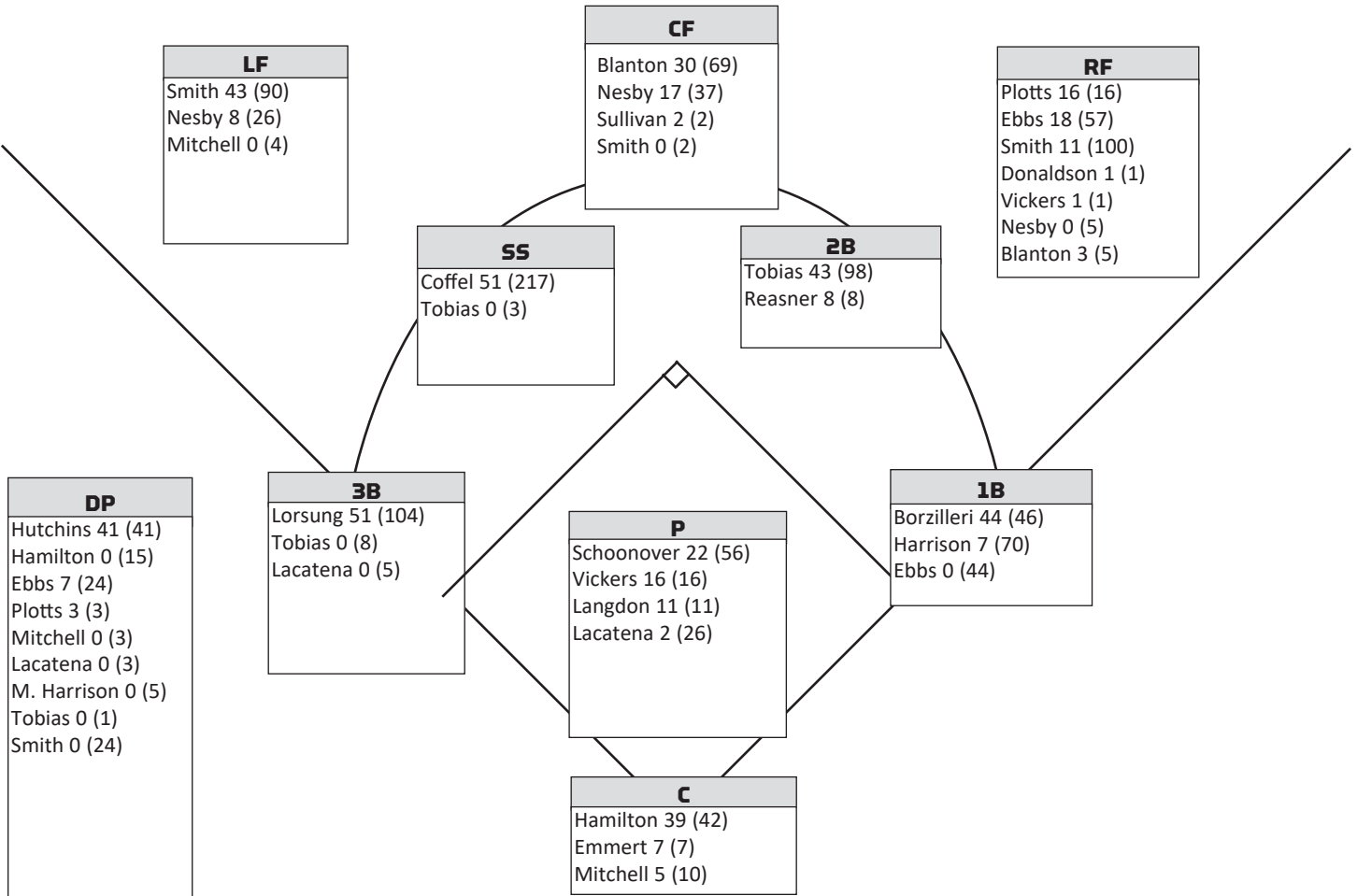


# 2024 KENTUCKY SOFTBALL | 2024 SEC TOURNAMENT

## 2024 STARTS BY BATTING ORDER

Player	1	2	3	4	5	6	7	8	9
Jenna Blanton	.	.	.	.	.	4	15	12	4
Lauryn Borzilleri	.	3	5	3	1	3	3	3	23
Erin Coffel	24	26	1	.	.	.	.	.	.
Emory Donaldson	.	.	.	.	.	.	.	1	.
Taylor Ebbs	.	.	10	1	12	3	.	.	1
Ella Emmert	.	.	.	.	.	1	2	4	.
Karissa Hamilton	.	.	.	2	5	23	9	.	.
Meeko Harrison	.	.	.	.	.	3	4	.	.
Taylor Hess	.	.	.	.	.	.	.	.	.
Ally Hutchins	5	5	8	19	3	.	.	.	.
Alexia Lacatena	.	.	.	.	.	.	.	.	.
Sydney Langdon	.	.	.	.	.	.	.	.	.
Camryn Lookadoo	.	.	.	.	.	.	.	.	.
Grace Lorsung	.	.	2	14	21	10	4	.	.
Hallie Mitchell	.	.	.	.	.	.	1	4	.
Vanessa Nesby	3	3	3	.	.	.	6	5	5
Peyton Plotts	.	.	2	12	9	.	.	.	.
Cassie Reasner	.	.	.	.	.	3	1	3	.
Stephanie Schoonover	.	.	.	.	.	.	.	.	.
Rylea Smith	19	10	19	.	.	.	.	.	1
Delani Sullivan	.	.	.	.	.	1	1	.	.
Erica Thulen	.	.	1	.	.	.	.	.	.
Margaret Tobias	.	4	.	.	.	.	5	18	17
Jaden Vickers	.	.	.	.	.	.	.	1	.

## STARTS BY POSITION IN 2024 (CAREER)





## 2024 KENTUCKY SOFTBALL | 2024 SEC TOURNAMENT

### 2024 TEAM GAME-BY-GAME HITTING

Opponent	AB	R	H	RBI	2B	3B	HR	TB	BB	SB	CS	HBP	SAC	SFG	DP	K	PO	E	LOB	Avg
UC Santa Barbara	22	5	5	4	1	0	1	9	5	2	0	3	0	0	0	4	21	0	7	.227
Stanford	28	2	10	2	1	0	1	14	3	0	1	1	0	1	0	5	21	1	9	.300
Stanford	27	3	3	3	0	0	1	6	1	1	1	0	2	1	0	14	24	2	7	.234
San Diego State	30	1	8	1	2	0	0	10	1	0	1	0	0	0	0	4	18	0	9	.243
Minnesota	29	3	6	2	0	0	2	12	5	3	0	1	1	0	0	4	24	1	10	.235
North Carolina	38	12	18	11	3	1	1	26	4	0	1	1	2	0	0	2	21	0	9	.287
Wisconsin	23	6	8	5	1	1	1	14	3	1	1	0	2	0	0	1	21	2	4	.294
Washington	23	1	3	1	1	0	0	4	6	2	0	0	0	0	0	7	21	0	7	.277
Akron	24	7	5	7	0	0	3	14	5	4	0	1	0	0	0	4	21	0	5	.270
USC Upstate	23	9	8	8	1	0	2	15	5	1	0	1	1	0	0	5	15	0	6	.277
Monmouth	27	6	8	4	2	0	1	13	1	1	0	1	0	0	0	5	21	0	4	.279
Akron	30	7	9	7	2	0	2	17	1	0	0	1	1	0	0	1	21	0	5	.281
USC Upstate	37	11	15	10	2	0	2	23	2	1	0	1	1	1	0	4	21	2	10	.294
Minnesota	26	8	9	7	1	1	4	24	2	2	0	1	1	0	0	3	18	0	4	.297
Charlotte	29	3	9	3	0	0	2	15	5	0	0	0	0	0	0	6	20	0	10	.298
Fordham	30	8	9	7	1	0	1	13	2	0	0	1	0	2	0	1	21	3	6	.298
UNCW	29	8	9	8	2	0	2	17	3	0	0	2	0	0	0	3	21	1	6	.299
Bellarmine	24	3	7	3	5	1	0	14	1	1	1	0	1	1	0	1	21	1	5	.299
LSU	28	2	7	2	2	0	0	9	3	0	0	0	0	0	0	5	21	3	10	.296
LSU	27	3	5	2	2	0	1	10	5	1	0	0	0	0	0	8	21	5	9	.291
LSU	29	3	9	3	3	0	1	15	2	0	0	0	0	0	1	8	21	0	8	.292
Lipscomb	33	9	17	9	3	0	1	23	1	3	0	1	0	0	0	1	18	0	7	.304
South Dakota State	18	8	6	7	1	1	2	15	4	0	0	2	0	0	0	3	15	0	4	.304
Columbia	26	12	13	12	4	0	6	35	3	2	0	0	0	0	0	3	15	1	5	.312
Ohio State	27	9	10	8	3	1	2	21	6	1	0	0	1	1	0	5	21	0	7	.314
Columbia	21	10	9	10	2	0	3	20	6	1	0	0	1	0	0	1	15	0	6	.318
Ohio State	27	6	5	5	0	1	0	7	3	2	0	0	0	0	0	8	21	0	7	.313
Marshall	32	7	15	5	3	1	1	23	3	1	0	1	1	0	1	3	21	0	11	.319
Florida	20	2	5	1	0	0	0	5	2	0	0	0	0	0	0	7	12	0	5	.318
Florida	18	1	1	1	0	0	0	1	2	0	0	0	2	0	0	1	16	0	3	.312
Florida	25	1	4	1	1	0	0	5	2	0	0	0	3	0	0	2	18	0	9	.307
Dayton	23	4	5	4	1	0	1	9	4	2	0	0	2	0	0	3	21	3	6	.305
Alabama	24	6	5	4	0	0	0	5	7	1	0	0	1	0	0	6	21	1	7	.302
Alabama	27	4	6	4	2	0	1	11	3	0	0	0	0	0	0	8	21	0	7	.300
Alabama	33	4	8	4	3	0	0	11	5	1	1	0	0	0	0	5	24	0	12	.298
Texas A&M	24	4	2	4	0	0	2	8	1	0	0	0	0	0	0	6	19	2	0	.292
Texas A&M	29	9	10	9	1	0	4	23	8	0	0	0	0	0	0	8	18	1	7	.294
Texas A&M	23	1	3	1	0	0	1	6	2	0	0	0	2	0	0	7	21	1	5	.290
Georgia	26	7	9	7	2	0	2	17	3	4	0	1	0	0	0	5	21	0	6	.292
Georgia	26	4	6	3	1	0	1	10	5	0	0	0	0	1	0	10	21	1	6	.290
Georgia	27	6	9	6	2	0	2	17	2	0	0	0	4	0	0	2	21	1	10	.291
Western Kentucky	25	12	10	11	1	0	2	16	6	3	0	0	0	0	0	3	15	3	5	.294
Auburn	29	5	7	5	0	0	2	13	2	0	0	0	0	0	0	9	21	2	5	.292
Auburn	22	2	2	2	0	0	0	2	4	2	0	0	0	0	0	9	21	10	3	.289
Auburn	25	1	5	1	0	0	1	8	2	0	0	0	0	0	1	4	18	0	5	.287
South Carolina	27	2	5	1	0	1	0	7	0	0	0	0	0	0	0	3	21	2	4	.284
South Carolina	24	3	7	2	3	1	0	12	4	1	0	0	1	0	2	1	21	1	10	.285
South Carolina	24	0	5	0	1	0	0	6	0	0	0	0	0	0	0	7	21	1	6	.283
Tennessee	28	3	7	3	1	0	1	11	2	1	0	0	0	0	0	8	18	0	6	.282
Tennessee	25	3	5	3	1	0	1	9	0	0	0	0	2	0	1	8	18	0	3	.281
Tennessee	35	7	11	6	3	0	3	23	3	0	0	0	0	0	1	6	22	1	8	.282



# 2024 KENTUCKY SOFTBALL | 2024 SEC TOURNAMENT

## 2023 HOME RUN TRACKER

#	Player	Game#	Date	Opp.	Pitcher	On-base	Inning	Outs	Count	Score	Final
1.	Rylea Smith	1	Feb 09	UC Santa Barbara	Waddell	.1..	5	0	0-0	2-0	W, 5-1
2.	Taylor Ebbs	2	Feb 09	Stanford	Chung, K.	* 0...	2	0	1-1	0-0	W, 2-1
3.	Karissa Hamilton	3	Feb 10	Stanford	Canady, N.	0...	5	1	1-2	0-1	W, 3-2
4.	Erin Coffel	5	Feb 11	Minnesota	Enter	0...	1	2	3-1	0-0	W, 3-2
5.	Grace Lorsung	5	Feb 11	Minnesota	Enter	* 0...	6	0	0-0	1-2	W, 3-2
6.	Taylor Ebbs (2)	6	Feb 15	North Carolina	McCachren	.1..	5	1	3-2	6-9	W, 12-10
7.	Karissa Hamilton (2)	7	Feb 15	Wisconsin	Salo	.1..	2	2	1-0	1-3	W, 6-5
8.	Grace Lorsung (2)	9	Feb 23	Akron	Croyle	.2..	1	2	1-1	0-0	W, 7-3
9.	Ally Hutchins	9	Feb 23	Akron	Croyle	.1..	5	0	0-2	4-1	W, 7-3
10.	Taylor Ebbs (3)	9	Feb 23	Akron	Croyle	0...	5	1	1-2	6-1	W, 7-3
11.	Erin Coffel (2)	10	Feb 23	USC Upstate	Dreup	* 0...	1	0	1-0	0-0	W, 9-0
12.	Peyton Plotts	10	Feb 23	USC Upstate	Drake	.1..	5	1	2-1	7-0	W, 9-0
13.	Erin Coffel (3)	11	Feb 24	Monmouth	Kerwood	0...	4	2	2-2	5-0	W, 6-1
14.	Erin Coffel (4)	12	Feb 24	Akron	Walters	.1..	2	2	1-2	2-0	W, 7-5
15.	Taylor Ebbs (4)	12	Feb 24	Akron	Walters	* 0...	3	0	1-2	4-0	W, 7-5
16.	Erin Coffel (5)	13	Feb 25	USC Upstate	Maness	* 0...	3	0	1-1	0-2	W, 11-6
17.	Grace Lorsung (3)	13	Feb 25	USC Upstate	Maness	.2..	4	2	3-1	4-2	W, 11-6
18.	Erin Coffel (6)	14	March 2	Minnesota	Hambrick	* 0...	1	0	0-1	0-0	W, 8-0
19.	Peyton Plotts (2)	14	March 2	Minnesota	Hambrick	* 0...	4	0	3-2	4-0	W, 8-0
20.	Grace Lorsung (4)	14	March 2	Minnesota	Hambrick	0...	5	2	0-1	5-0	W, 8-0
21.	Rylea Smith (2)	14	March 2	Minnesota	Richardson	.1..	6	2	1-1	6-0	W, 8-0
22.	Grace Lorsung (5)	15	March 2	Charlotte	Elkins	* 0...	2	0	1-0	0-0	L, 4-3
23.	Ally Hutchins (2)	15	March 2	Charlotte	Gress	* 0...	7	0	1-2	2-1	L, 4-3
24.	Lauryn Borzilleri	16	March 3	Fordham	Simcoe	.1..	4	1	0-2	2-2	L, 10-8
25.	Peyton Plotts (3)	17	March 3	UNCW	Hamcock	.1..	4	1	0-2	1-0	W, 8-1
26.	Erin Coffel (7)	17	March 3	UNCW	Hamcock	.1..	5	0	1-0	3-1	W, 8-1
27.	Ally Hutchins (3)	20	March 9	LSU	Lynch	0...	3	1	1-2	1-2	L, 4-3
28.	Karissa Hamilton (3)	21	March 10	LSU	Berzon	0...	6	1	0-0	2-8	L, 8-3
29.	Peyton Plotts (4)	22	March 13	Lipscomb	Sapp	.1..	6	1	0-2	7-0	W, 9-0
30.	Peyton Plotts (5)	23	March 14	South Dakota St.	Lasey	0...	3	2	1-0	2-0	W, 8-0
31.	Karissa Hamilton (4)	23	March 14	South Dakota St.	Lasey	.2..	5	1	2-0	5-0	W, 8-0
32.	Ally Hutchins (5)	24	March 16	Columbia	Mikami	* 0...	1	0	1-2	0-0	W, 12-3
33.	Erin Coffel (8)	24	March 16	Columbia	Mikami	0...	1	0	3-2	1-0	W, 12-3
34.	Grace Lorsung (6)	24	March 16	Columbia	Mikami	.1..	1	0	3-2	2-0	W, 12-3
35.	Karissa Hamilton (5)	24	March 16	Columbia	McCord	.1..	2	2	0-1	6-0	W, 12-3
36.	Rylea Smith (3)	24	March 16	Columbia	McCord	.2..	3	1	1-0	8-0	W, 12-3
37.	Grace Lorsung (7)	24	March 16	Columbia	McCord	0...	3	1	3-2	11-0	W, 12-3
38.	Erin Coffel (9)	25	March 16	Ohio State	Smith	.1..	1	0	1-1	0-1	W, 9-4
39.	Karissa Hamilton (6)	25	March 16	Ohio State	Smith	.1..	1	2	1-2	2-1	W, 9-4
40.	Grace Lorsung (8)	26	March 17	Columbia	Reyes	.1..	1	2	2-1	0-0	W, 10-0
41.	Rylea Smith (4)	26	March 17	Columbia	Reyes	.2..	2	1	1-1	4-0	W, 10-0
42.	Meeko Harrison	26	March 17	Columbia	Reyes	0...	4	2	2-2	9-0	W, 10-0
43.	Erin Coffel (10)	27	March 20	Marshall	Feringa	.2..	4	0	2-1	3-0	W, 7-0
44.	Grace Lorsung (9)	32	March 26	Dayton	Dwyer	* 0...	2	0	3-2	0-1	W, 4-3
45.	Erin Coffel (11)	34	March 29	Alabama	Beaver	.2..	5	2	3-2	4-0	L, 9-4
46.	Grace Lorsung (10)	35	April 5	Texas A&M	Kennedy	.2..	1	2	3-1	0-0	L, 5-4
47.	Lauryn Borzilleri (2)	35	April 5	Texas A&M	Kennedy	0...	2	2	1-1	3-0	L, 5-4
48.	Lauryn Borzilleri (3)	36	April 6	Texas A&M	Ackerman	.1..	2	0	3-2	1-5	L, 12-10
49.	Lauryn Borzilleri (4)	36	April 6	Texas A&M	Leavitt	0...	6	0	1-2	4-10	L, 12-10
50.	Grace Lorsung (11)	36	April 6	Texas A&M	Leavitt	* 0...	7	0	1-1	6-10	L, 12-10
51.	Peyton Plotts (6)	36	April 6	Texas A&M	Leavitt	0...	7	0	2-1	7-10	L, 12-10
52.	Karissa Hamilton (6)	37	April 7	Texas A&M	Kennedy	* 0...	7	0	0-0	0-0	W, 1-0
53.	Taylor Ebbs (5)	39	April 12	Georgia	Backes	.2..	2	2	2-1	3-0	W, 7-5
54.	Erin Coffel (12)	39	April 12	Georgia	Backes	0...	6	2	1-0	6-4	W, 7-5
55.	Grace Lorsung (12)	40	April 13	Georgia	Kerpics	.1..	4	0	1-1	1-5	L, 6-4
56.	Taylor Ebbs (6)	41	April 14	Georgia	Walters	.1..	2	2	1-2	2-0	W, 6-2
57.	Lauryn Borzilleri (5)	41	April 14	Georgia	Walters	* 0...	4	0	2-2	4-0	W, 6-2
58.	Taylor Ebbs (7)	42	April 17	Western Kentucky	Smith	.2..	4	2	0-0	4-3	W, 12-3
59.	Grace Lorsung (13)	42	April 17	Western Kentucky	Smith	.1..	4	2	2-0	7-3	W, 12-3
60.	Peyton Plotts (7)	43	April 20	Auburn	Penta	.2..	5	2	1-0	0-2	W, 5-2
61.	Taylor Ebbs (8)	43	April 20	Auburn	Penta	.1..	7	2	1-1	3-2	W, 5-2
62.	Erin Coffel (13)	45	April 22	Auburn	Lowe	0...	1	1	3-2	0-0	L, 4-1
63.	Lauryn Borzilleri (6)	49	May 2	Tennessee	Pickens	.1..	5	0	3-2	1-3	L, 8-3
64.	Ally Hutchins (6)	50	May 3	Tennessee	Gotshall	.2..	3	2	0-0	0-0	L, 8-3
65.	Peyton Plotts (8)	51	May 4	Tennessee	White	.1..	2	1	2-2	0-2	L, 8-7
66.	Ally Hutchins (7)	51	May 4	Tennessee	Gotshall	.1..	5	2	0-0	2-7	L, 8-7
67.	Erica Thulen (1)	51	May 4	Tennessee	Pickens	.1..	5	2	1-1	4-7	L, 8-7

<b>Solo</b>	<b>2-Run</b>	<b>3-Run</b>	<b>Grand Slams</b>	<b>Total Runs from Homers</b>
30	22	12	0	115



## RACHEL LAWSON

### HEAD COACH - 17TH SEASON - ALL-TIME WINNINGEST HEAD COACH AT UK

When Rachel Lawson was named head coach of the University of Kentucky softball team in July 2007 she saw a program poised for success. She knew athletics director Mitch Barnhart and the rest of UK's administration would give her unwavering support, and most importantly she knew the Big Blue Nation would provide the home-field advantage necessary for her team to compete in the Southeastern Conference.

Entering her 17th season as UK's head coach in 2024, Lawson's vision for the UK softball program has become a realization. The winningest head coach in program history has not only lead UK to its first-ever appearance in the Women's College World Series, eight NCAA Super Regionals the last 11 seasons, including a program-best 50 wins in 2014, but UK's administration come through on their promise and commitment to softball by providing Lawson with one of the nation's greatest collegiate softball facilities in the \$9.5 million John Cropp Stadium.

She became the first coach in program history to eclipse 400 wins at Kentucky against Utah on Feb. 15 in a 13-2 win over Utah at the inaugural ESPN St. Pete/Clearwater Elite Invitational Presented by Wilson.

In 2014, Lawson guided Kentucky to the Women's College World Series behind 50 wins. The Wildcats also set single-season records in at-bats, runs scored, doubles, home runs, RBI, total bases, walks, fielding percentage, putouts, lowest ERA and strikeouts. UK, which advanced to the program's first SEC Tournament Championship, started the season with a program-best 12 straight wins.

Seven of the last nine full seasons, Lawson has led the Wildcats to a national seed in the NCAA Tournament. The school's first-ever national seed was in 2013 – and UK hosted an NCAA Regional for the first time ever. Kentucky, which has made the NCAA Tournament each of the last 13 seasons, is one of just 16 schools nationally to claim that honor.

In 2019, Kentucky had one of its best offensive seasons ever – setting the school record for runs scored, batting average, on-base percentage, slugging and trying the program best with 71 home runs. Abbey Cheek was named the 2019 SEC Player of the Year, becoming the first player under Lawson to win a conference Player of the Year honor. Additionally, UK made its third-straight NCAA Super Regional and swept its way through the Lexington Regional for a third-straight season.

She guided the Wildcats to a run-rule sweep of the 2018 NCAA Lexington Regional, as the Wildcats became just the third team in NCAA history to run rule all three games of a regional. Kentucky beat Illinois-Chicago 10-1 in the opening round, shutout Notre Dame 10-0 in the 1-0 game and then ended the weekend with a 9-1 win over the Fighting Irish to book UK's sixth ticket to the NCAA Super Regionals.

Lawson helped guide Kentucky to its best regular season in program history in 2016, winning 43 games in the regular season, ending with a No. 9 national seed in the NCAA Tournament, a new program best. The Wildcats earned the right to host the NCAA Tournament for the third time in the last four seasons at John Cropp Stadium in Lexington. Lawson was named the 2016 SEC Coach of the Year, and joined Kelsey Nunley (SEC Pitcher of the Year) as the first two Kentucky winners of those awards.

The 2016 team finished with some of the best pitching numbers in program history, setting school records in the circle for lowest team ERA (1.71), lowest opponent batting average (.191), fewest runs allowed (130), fewest earned runs allowed (98), fewest hits allowed (280) and fewest doubles allowed (44)

Lawson has won 587 career games at the head of the dugout and has coached four National Fastpitch Coaches Association All-Americans in the last 10 years. Abbey Cheek became the first unanimous All-American in program history in 2019 after the most prolific offensive season in Kentucky annals. In 2016, senior pitcher Kelsey Nunley became the second All-American in program history (Molly Johnson, 2nd Team), and the first to be named to the First Team. That was followed by Katie Reed in the 2018 season, who was named to the third team.

Now sitting at 495-295 in her 14 seasons at Kentucky, Lawson is the



winningest head coach in school history and already has more wins in SEC play than UK had all told as a program when she took over in 2007. UK finished the 2014 season ranked sixth in both national listings for its best final ranking ever. In 2013, Kentucky was ranked in the top 14 of both collegiate softball rankings for the second time in school history with nine wins over ranked teams. In her 14 seasons at Kentucky, Lawson has defeated over 113 ranked foes, including 57 wins vs. top-10 teams and 32 against top-five teams.

Lawson's 2013 squad set the stage for the 2014 run to the Women's College World Series, setting several school records, including a then-program record 41 wins. All told, Lawson has directed the Wildcats to 30 or more victories in 11-straight seasons, which also resonates as a program record. In her 12 years with Kentucky, Lawson has helped UK players earn 50 All-SEC honors and 29 SEC Player of the Week honors.

Lawson's impact on the UK program is obvious, but her ability to develop players sometimes gets overshadowed by her impressive credentials in handling the day-to-day running of a program. Lawson, who serves as the pitching coach for the Wildcats, has guided three different pitchers to throw no-hitters against top-25 teams in just the last seven seasons alone. In all, UK has 17 career no-hitters – all of which have come under Lawson's tenure – including two perfect games.

Kentucky's 2012 season was highlighted by an impressive second-half surge with upsets of 12 ranked opponents, a then Lawson-best fifth place finish in SEC action, a program-record six captured conference series and a senior class who became the first class in school history to tally a .500 record or better in each of their four seasons of play.

In 2011, Lawson directed the Wildcats to their first NCAA Super Regional appearance and finished the season ranked No.12 in the country. The 2011 team earned a 40-16 overall record to set a new single-season standard for wins in a season before Lawson's 2013 team posted 41. UK appeared in the national rankings for a school-record 14 consecutive weeks, defeated 12 top-25 ranked opponents, captured five SEC series and became a national story with a dramatic postseason run which included a seventh-inning rally to knock off the nation's No. 2 team in Michigan in Ann Arbor to advance





## RACHEL LAWSON, CONT.

to Super Regionals.

The 2011 Wildcats shattered 12 single-season UK records, including home runs (65), RBI (275) and batting average (.275). Individually, the Wildcats had a school-record five players earn National Fastpitch Coaches Association All-Region honors in Meagan Aull, Cervantes, Kara Dill, Riley and Megan Yocke. Following the end of the impressive 2011 season, Lawson was rewarded with a five-year contract extension keeping her at the helm of the Wildcat program through 2016. That contract has been extended several times since, including June of 2014, which keeps Lawson in UK blue through the 2020 season.

In 2010, the Wildcats charted a 32-27 record and entered into the national rankings for the first time in program history, while also knocking off five top-seven ranked opponents on the year. Behind the pitching tandem of sophomores Riley and Bell, the Wildcats broke school records in nearly every pitching category. Kentucky's offense continued to make strides as well with improvements in batting average, home runs, RBI and sacrifice hits for the third consecutive season under the direction of Lawson.

Lawson led the Wildcats to their first NCAA Tournament appearance and charted the school's first postseason victories in 2009, just her second season leading Kentucky. UK notched a 34-23 record and the first winning season in UK history in nearly 10 seasons. Kentucky upset three ranked opponents on the year, including No. 7 Georgia in a 2-0 victory in the SEC Tournament. Molly Johnson became the school's first All-America selection when she was voted to the second team in 2009. Kentucky earned 13 victories in conference play, and finished sixth overall in league action.

During the season the head coach also charted her 100th career victory in a 5-1 UK triumph over Eastern Illinois on March 1. Lawson became the winningest head coach in program history on April 10, 2013 with win No. 182 against Eastern Kentucky in Richmond, Ky.

Lawson became just the third head coach in the history of the Kentucky softball program after spending three seasons at Western Kentucky. She also served as an assistant coach at Maryland from 1996-2002 and was the associate head coach of the Philadelphia Force professional team in 2006.

Lawson tallied a record of 92-84 (.523) during her tenure with the Hill-toppers. In her first season at WKU, she led the Toppers to a spot in the Sun Belt Conference Tournament championship game. Picked to finish last in the preseason poll, WKU tied for second in the conference standings after setting a school record with 12 Sun Belt victories. The Billings, Mont., native led WKU to a 33-24 record in 2005 and reached the 30-win plateau again in 2007.

Lawson and the Hilltoppers battled nine NCAA Regional participants in 2006, including four teams ranked in the top 25, while finishing third in the Sun Belt regular-season play. She guided the squad to wins over perennial powers Long Beach State, South Florida, Mississippi Valley, as well as No. 13 Louisiana-Lafayette and No. 21 Louisville. In fact, then-freshman pitcher Ryan Rogge tossed the school's third no hitter against the Ragin' Cajuns in WKU's 8-0 victory.

Lawson joined the Maryland staff in 1996 and helped the Terrapins post six winning seasons in her seven years in College Park. Her responsibilities included recruiting, scheduling, organizing practice and travel, as well as running camps and clinics. In 1999, Lawson and company were selected the National Fastpitch Coaches Association Mid-Atlantic Coaching Staff of the Year after leading the Terrapins to a 51-23 record, their first ACC regular-season title and the championship game of the NCAA Region II Tournament.

During her time at Maryland, Lawson helped eight individuals earn NFCA all-region accolades — with an All-America honoree in 1999 — and nine players collected all-conference honors.

A 1994 graduate of Massachusetts with a degree in exercise science, Lawson also earned her master's degree in sports management from UMass in 1998. She is the daughter of Elaine and Gerald Lawson and has 11 siblings.

Before Lawson	Kentucky	During Lawson
11	Seasons	17
1	Winning Seasons	16
242 (.373)	Wins. (Pct.)	596 (.664)
64	SEC Wins	186
11	Wins vs. Top 25	141
0	NCAA Tournaments	14
0	Super Regionals	8
0	WCWS	1
4	All-SEC Honors	62
94	SEC Academic Honor Roll Honorees	202

### LAWSON YEAR-BY-YEAR AS HEAD COACH

Year	Team	Overall Record	Conference Record
2005	Western Kentucky	33-24	11-8
2006	Western Kentucky	29-28	8-7
2007	Western Kentucky	30-32	11-13
2008	Kentucky	17-37	3-25
2009	Kentucky	34-23	13-14
2010	Kentucky	32-27	13-15
2011	Kentucky	40-16	14-9
2012	Kentucky	30-30	15-13
2013	Kentucky	41-21	13-11
2014	Kentucky	50-19	13-11
2015	Kentucky	32-26	5-19
2016	Kentucky	46-14	17-7
2017	Kentucky	39-19	12-12
2018	Kentucky	35-21	8-15
2019	Kentucky	36-24	14-10
2020	Kentucky	20-4	2-1 (COVID-19)
2021	Kentucky	43-16	13-11
2022	Kentucky	37-19	13-11
2023	Kentucky	33-22-1	10-14
2024	Kentucky	30-21	8-16
<b>Total</b>	<b>19 Seasons</b>	<b>634-474-1</b>	<b>255-242</b>
	<b>At Kentucky (17 years)</b>	<b>596-357-1</b>	<b>185-211</b>
	<b>At WKU</b>	<b>92-84</b>	<b>30-31</b>





## CAREER RECORDS

### Games Played

1. Leslie Kwiatkowski	254	(1998-2001)
Lauren Johnson	254	(2018-2022)
2. Kayla Kowalik	253	(2019-2023)
2. Tiffany Kruse	252	(1998-2001)
4. Griffin Joiner	249	(2012-2015)
Christian Stokes	249	(2013-2016)
7. Sylver Samuel	244	(2013-2016)
8. Nikki Sagermann	242	(2013-2016)
9. Andy Eilertson	239	(1999-2002)
10. Lauren Cumbess	236	(2011-2014)
Maisie Steed	236	(2013-2016)

### HITTING

#### Hits

1. Kayla Kowalik	353	(2019-2023)
2. Leslie Kwiatkowski	285	(1998-2001)
3. Nikki Jones	268	(2000-2003)
4. Molly Johnson	264	(2007-2010)
5. Katie Reed	256	(2016-2019)
6. Lyndsey Angus	239	(2000-2003)
7. Erin Coffel	229	(2021-Pres.)
8. Abbey Cheek	228	(2016-2019)
9. Lauren Johnson	227	(2018-2022)
10. Tiffany Kruse	224	(1998-2001)
Natalie Smith	224	(2007-2010)

### Runs Batted In

1. Erin Coffel	212	(2021-Pres.)
2. Abbey Cheek	202	(2016-2019)
3. Alex Martens	181	(2017-2020)
4. Brittany Cervantes	161	(2009-2012)
5. Mallory Peyton	152	(2018-2021)
6. Griffin Joiner	143	(2012-2015)
7. Leslie Kwiatkowski	137	(1998-2001)
Lauren Johnson	137	(2018-2022)
9. Molly Johnson	135	(2007-2010)

### Batting Average (min. 200 at bats)

1. Kayla Kowalik	.424	(2019-2023)
2. Molly Johnson	.389	(2007-2010)
Erin Coffel	.382	(2021-Pres.)
4. Nikki Jones	.365	(2000-2003)
5. Lyndsey Angus	.360	(2000-2003)
6. Leslie Kwiatkowski	.351	(1998-2001)
7. Katie Reed	.345	(2016-2019)
Abbey Cheek	.345	(2016-2019)
9. Lauren Johnson	.334	(2018-2022)
10. Alex Martens	.323	(2017-2020)

### Doubles

1. Molly Johnson	56	(2007-2010)
2. Leslie Kwiatkowski	47	(1998-2001)
3. Lyndsey Angus	44	(2000-2003)
Kayla Kowalik	44	(2019-Pres.)
5. Brittany Cervantes	42	(2009-2012)
Tiffany Kruse	42	(1998-2001)
Griffin Joiner	42	(2012-2015)
8. Katie Reed	41	(2016-2019)
Alex Martens	41	(2017-2020)
Erin Coffel	41	(2021-Pres.)

### Triples

1. Kayla Kowalik	24	(2019-2023)
2. Leslie Kwiatkowski	20	(1998-2001)

3. Tiffany Kruse	18	(1998-2001)
4. Nikki Jones	12	(2000-2003)
5. Meghan Cooper	10	(2002-2006)
Angie Del Pozzo	10	(1999-2002)
Molly Johnson	10	(2007-2010)
Megan Yocke	10	(2008-2011)
9. Kara Dill	9	(2010-2013)
Jessica Nance	9	(2002-2005)
Natalie Smith	9	(2007-2010)

### Walks

1. Erin Coffel	150	(2021-Pres.)
2. Griffin Joiner	131	(2012-2015)
3. Megan Yocke	122	(2008-2011)
Nikki Sagermann	122	(2013-2016)
5. Kayla Kowalik	118	(2019-2023)
Brittany Cervantes	118	(2009-2012)
7. Abbey Cheek	116	(2016-2019)
8. Lyndsey Angus	98	(2000-2003)
9. Lauren Johnson	91	(2018-2022)
10. Destinee Mordecai	89	(2007-2010)

### At-Bats

1. Kayla Kowalik	832	(2019-2023)
2. Leslie Kwiatkowski	811	(1998-2001)
3. Tiffany Kruse	764	(1998-2001)
4. Katie Reed	741	(2016-2019)
5. Nikki Jones	734	(2000-2003)
6. Griffin Joiner	700	(2012-2015)
7. Meagan Aull	691	(2008-2011)
8. Natalie Smith	681	(2007-2010)
9. Lauren Johnson	680	(2018-Pres.)
10. Molly Johnson	678	(2007-2010)

### Runs Scored

1. Kayla Kowalik	262	(2019-2023)
2. Erin Coffel	187	(2021-Pres.)
3. Abbey Cheek	173	(2016-2019)
4. Lauren Johnson	168	(2018-Pres.)
5. Molly Johnson	161	(2007-2010)
6. Katie Reed	148	(2016-2019)
7. Leslie Kwiatkowski	145	(1998-2001)
8. Brittany Cervantes	139	(2009-2012)
9. Nikki Jones	138	(2000-2003)
10. Lyndsey Angus	136	(2000-2003)
Megan Yocke	136	(2008-2011)

### Home Runs

1. Erin Coffel	68	(2021-Pres.)
2. Abbey Cheek	61	(2016-2019)
3. Brittany Cervantes	48	(2009-2012)
4. Mallory Peyton	43	(2018-2021)
5. Griffin Joiner	35	(2012-2015)
Molly Johnson	35	(2007-2010)
7. Nikki Sagermann	34	(2013-2016)
Alex Martens	34	(2017-2020)
9. Brooke Marnitz	31	(2004-2007)
10. Katie Campbell	30	(2004-2007)

### Slugging Pct. (min. 200 at bats)

1. Erin Coffel	.805	(2021-Pres.)
2. Abbey Cheek	.678	(2016-2019)
3. Molly Johnson	.656	(2007-2010)
4. Mallory Peyton	.637	(2018-2021)
5. Alex Martens	.583	(2017-2020)

6. Brittany Cervantes	.577	(2009-2012)
7. Brooke Marnitz	.575	(2004-2007)
8. Nikki Sagermann	.523	(2013-Pres.)
9. Griffin Joiner	.519	(2012-2015)
10. Leslie Kwiatkowski	.518	(1998-2001)
Megan Yocke	.518	(2008-2011)

### Total Bases

1. Kayla Kowalik	508	(2019-2023)
2. Erin Coffel	478	(2021-Pres.)
3. Abbey Cheek	454	(2016-2019)
4. Molly Johnson	445	(2007-2010)
5. Leslie Kwiatkowski	420	(1998-2001)
6. Brittany Cervantes	370	(2009-2012)
7. Katie Reed	367	(2016-2019)
8. Griffin Joiner	363	(2012-2015)
9. Alex Martens	341	(2017-2020)
10. Lyndsey Angus	338	(2000-2003)

### Stolen Bases

1. Sylver Samuel	84	(2013-2016)
2. Leslie Kwiatkowski	82	(1998-2001)
3. Kayla Kowalik	80	(2019-2023)
4. Meagan Aull	71	(2008-2011)
5. Beth Fogel	70	(1999-2002)
6. Molly Johnson	66	(2007-2010)
7. Jessica Nance	64	(2002-2005)
8. Kara Dill	57	(2010-2013)
Katie Reed	57	(2016-2019)
10. Bailey Vick	45	(2017-2020)

### FIELDING

#### Fielding Pct. (min. 100 chances)

1. Jenny Schaper	.992	(2016-2019)
Griffin Joiner	.992	(2012-2015)
Megan Yocke	.992	(2008-2011)
4. Lauren Cumbess	.985	(2011-2014)
Jamie Dardis	.985	(2000-2002)
6. Maisie Steed	.984	(2013-2016)
7. Sam. DeMartine	.983	(2008-2011)
8. Lorie Horner	.982	(1997-2098)







## CAREER RECORDS

Katie Campbell	.982	(2004-2007)
10. Alli Eckman	.981	(2005-2007)

### Putouts

1. Griffin Joiner	1,557	(2012-2015)
2. Jenny Schaper	1,260	(2016-2019)
3. Megan Yocke	1,203	(2008-2011)
4. Megan Glenn	1,117	(2003-2006)
5. Maisie Steed	1,051	(2013-2016)
6. Sam. DeMartine	1,041	(2008-2011)
7. Andy Eilertson	1,038	(1999-2002)
8. Lauren Cumbess	931	(2011-2014)
9. Katie Campbell	664	(2004-2007)
10. Lyndsey Angus	662	(2000-2003)

### Assists

1. Angie Del Pozzo	552	(1999-2002)
2. Katie Reed	532	(2016-2019)
3. Christian Stokes	517	(2013-2016)
4. Molly Johnson	510	(2007-2010)
5. Abbey Cheek	486	(2016-2019)
6. Rachel Friberg	475	(2001-2004)
7. Meghan Cooper	452	(2002-2006)
8. Nikki Sagermann	450	(2013-2016)
9. Nikki Jones	416	(2000-2003)
10. Brittany Cervantes	374	(2009-2012)

### PITCHING

#### Appearances

1. Kelsey Nunley	171	(2013-2016)
2. Keary Camunas	158	(1997-2000)
3. Chanda Bell	143	(2009-2012)
4. Amy Kendall	133	(2003-2006)
5. Meagan Prince	122	(2013-2017)
6. Autumn Humes	107	(2018-2021)
7. Jennifer Howland	105	(1999-2002)
8. Grace Baalman	102	(2018-2021)
9. Rachel Riley	97	(2009-2012)
10. Amber Matousek	90	(2007-2010)

### Innings Pitched

1. Kelsey Nunley	943.1	(2013-2016)
2. Keary Camunas	897.2	(1997-2000)
3. Chanda Bell	724.0	(2009-2012)
4. Amy Kendall	586.0	(2003-2006)
5. Meagan Prince	525.1	(2014-2017)
6. Rachel Riley	477.1	(2009-2012)
7. Autumn Humes	477.0	(2018-2021)
8. Jennifer Howland	476.2	(1999-2002)
9. Amber Matousek	442.0	(2007-2010)
10. Grace Baalman	403.2	(2018-Pres.)

### Games Started

1. Keary Camunas	137	(1997-2000)
2. Kelsey Nunley	117	(2013-2016)
3. Chanda Bell	105	(2009-2012)
4. Amy Kendall	84	(2003-2006)
5. Amber Matousek	77	(2007-2010)
6. Jennifer Howland	74	(1999-2002)
7. Autumn Humes	74	(2018-2021)
8. Meagan Prince	73	(2014-2017)
9. Grace Baalman	62	(2018-2021)
10. Morgan Marr	61	(2000-2002)

### ERA (min. 100 IP)

1. Kelsey Nunley	1.96	(2013-2016)
2. Meagan Prince	2.37	(2014-2017)
3. Keary Camunas	2.49	(1997-2000)
4. Chanda Bell	2.55	(2009-2012)
5. Rachel Riley	2.68	(2009-2012)
6. Shannon Smith	2.75	(2014-2016)
7. Lauren Cumbess	2.83	(2011-2014)
8. Autumn Humes	2.86	(2018-2021)
9. Grace Baalman	2.93	(2018-2021)
10. Stephanie Schoonover	2.96	(2021-Pres.)
11. Jessica Trueblood	2.99	(2006)

### Opponent Batting Avg. (min. 250 batters faced)

1. Chanda Bell	.200	(2009-2012)
----------------	------	-------------

2. Shannon Smith	.202	(2014-2017)
3. <b>Stephanie Schoonover</b>	<b>.207</b>	<b>(2021-Pres.)</b>
4. Kelsey Nunley	.211	(2013-2016)
5. Lauren Cumbess	.215	(2011-2014)
6. Meagan Prince	.231	(2014-2017)
7. Gretchen Prugh	.238	(2004)
8. Grace Baalman	.245	(2018-2021)
9. Keary Camunas	.247	(1997-2000)
10. Autumn Humes	.249	(2018-2021)

### Strikeouts

1. Chanda Bell	910	(2009-2012)
2. Kelsey Nunley	809	(2013-2016)
3. Keary Camunas	550	(1997-2000)
4. Meagan Prince	446	(2014-2017)
5. <b>Stephanie Schoonover</b>	<b>394</b>	<b>(2021-Pres.)</b>
6. Autumn Humes	333	(2018-2021)
7. Amy Kendall	302	(2003-2006)
8. Grace Baalman	283	(2018-2021)
9. Rachel Riley	259	(2009-2012)
10. Lauren Cumbess	257	(2011-2014)

### Wins

1. Kelsey Nunley	92	(2013-2016)
2. Chanda Bell	68	(2009-2012)
3. Meagan Prince	63	(2014-2017)
4. Keary Camunas	54	(1997-2000)
5. Autumn Humes	51	(2018-2021)
5. Rachel Riley	40	(2009-2012)
6. Grace Baalman	39	(2018-2021)
7. <b>Stephanie Schoonover</b>	<b>37</b>	<b>(2021-Pres.)</b>
8. Amy Kendall	31	(2003-2006)
9. Lauren Cumbess	29	(2011-2014)
Morgan Marr	29	(2000-2002)

### Saves

1. Kelsey Nunley	9	(2013-2016)
Meagan Prince	9	(2014-2017)
3. Chanda Bell	6	(2009-2012)
4. Keary Camunas	5	(1997-2000)



Chanda Bell



Lauren Cumbess



Rachel Riley



## SINGLE SEASON RECORDS

### Games Played

1. Joiner/Stokes/Sagermann/Samuel	69	(2014)
2. Lauren Cumbess	67	(2014)
Tiffany Kruse	67	(1999)
Leslie Kwiatkowski	67	(1999)
3. Jennifer Howland	66	(1999)
4. Andy Eilertson	65	(2000)
Nikki Jones	65	(2000)
Tiffany Kruse	65	(2000)
5. Leslie Kwiatkowski	64	(2000)

3. Leslie Kwiatkowski	207	(1999)
4. Leslie Kwiatkowski	206	(1998)
5. Lauren Cumbess	203	(2014)
6. Kara Dill	202	(2012)
Kayla Kowalik	202	(2021)
7. Jennifer Howland	201	(1999)
Leslie Kwiatkowski	201	(2000)
Lauren Cumbess	201	(2013)
10. Tiffany Kruse	199	(2000)

Jenny Schaper	13	(2019)
Abbey Cheek	13	(2019)

### Triples

1. Kayla Kowalik	8	(2020)**
2. Tiffany Kruse	7	(2000)
3. Kayla Kowalik	6	(2021)
Angie Del Pozzo	6	(2001)
Leslie Kwiatkowski	6	(2000)
Leslie Kwiatkowski	6	(1998)
5. Kara Dill	5	(2012)
Nikki Jones	5	(2003)
Tiffany Kruse	5	(1999)
Megan Yocke	5	(2009)
Kayla Kowalik	5	(2019)

### HITTING

#### Batting Average

1. Bailey Vick	.571	(2020)**
2. Alex Martens	.507	(2020)**
3. Kayla Kowalik	.495	(2021)
4. Nikki Jones	.442	(2002)
Kayla Kowalik	.442	(2023)
6. Erin Coffel	.440	(2023)
7. Molly Johnson	.433	(2009)
8. Abbey Cheek	.428	(2019)
9. Erin Coffel	.423	(2022)
10. Rylea Smith	.420	(2020)**
Kayla Kowalik	.420	(2022)
11. Molly Johnson	.401	(2008)
12. Brooke Marnitz	.399	(2007)
13. Leslie Kwiatkowski	.398	(2000)
14. Nikki Jones	.388	(2003)
15. Lyndsey Angus	.384	(2003)
16. Mallory Peyton	.379	(2020)**
17. Kara Dill	.377	(2011)
18. Molly Johnson	.375	(2010)

### Hits

1. Kayla Kowalik	100	(2021)
2. Molly Johnson	81	(2009)
3. Leslie Kwiatkowski	80	(2000)
Kayla Kowalik	80	(2023)
5. Leslie Kwiatkowski	77	(1999)
6. Kayla Kowalik	76	(2022)
7. Tiffany Kruse	72	(1999)
8. Katie Reed	71	(2017)
Kara Dill	71	(2012)
Nikki Jones	71	(2003)
Leslie Kwiatkowski	71	(1998)

### Home Runs

1. Brooke Marnitz	21	(2007)
2. Abbey Cheek	20	(2019)
Erin Coffel	20	(2022)
3. Erin Coffel	19	(2023)
4. Abbey Cheek	18	(2018)
5. Erin Coffel	16	(2021)
6. Brittany Cervantes	15	(2011)
Renee Abernathy	15	(2022)
7. Renee Abernathy	13	(2021)
Nikki Sagermann	13	(2014)
Brittany Cervantes	13	(2012)
Molly Johnson	13	(2010)
Lauren Cumbess	13	(2013)
Alex Martens	13	(2019)
Mallory Peyton	13	(2019)
8. Kayla Kowalik	12	(2021)
Mallory Peyton	12	(2021)
Abbey Cheek	12	(2017)
Katie Campbell	12	(2007)
Amber Janneck	12	(2004)
Jenny Schaper	12	(2019)
9. Alex Martens	11	(2020)**
Griffin Joiner	11	(2015)
Megan Yocke	11	(2011)
10. Griffin Joiner	10	(2013, 2014)
Lauren Cumbess	10	(2014)
Meagan Aull	10	(2011)
Brittany Cervantes	10	(2010)
Brittany Cervantes	10	(2009)
Samantha DeMartine	10	(2011)
Abbey Cheek	10	(2016)
Taylor Ebbs	10	(2022)

### At-Bats

1. Nikki Jones	212	(2000)
2. Tiffany Kruse	208	(1999)

### Doubles

1. Molly Johnson	20	(2008)
2. Tiffany Kruse	16	(2000)
Leslie Kwiatkowski	16	(2001)
Katie Reed	16	(2019)
4. Brittany Cervantes	15	(2012)
Mallory Peyton	15	(2021)
5. Griffin Joiner	14	(2013)
Molly Johnson	14	(2009)
Lauren Johnson	14	(2019)
8. Christian Stokes	13	(2014)
Lyndsey Angus	13	(2002)
Alex Martens	13	(2017)



**Abbey Cheek**

### Runs Batted In

1. Erin Coffel	68	(2022)
2. Alex Martens	66	(2019)
3. Brooke Marnitz	61	(2007)
4. Abbey Cheek	56	(2018)
Erin Coffel	56	(2021)
5. Erin Coffel	55	(2023)
6. Abbey Cheek	53	(2019)
7. Brittany Cervantes	52	(2011)
Abbey Cheek	52	(2016)
8. Renee Abernathy	51	(2022)







## SINGLE SEASON RECORDS

9. Leslie Kwiatkowski	50	(2000)
Mallory Peyton	50	(2021)
10. Nikki Sagermann	49	(2014)

### Runs Scored

1. Kayla Kowalik	77	(2021)
2. Kayla Kowalik	60	(2023)
3. Kayla Kowalik	57	(2022)
4. Brittany Cervantes	55	(2011)
5. Abbey Cheek	54	(2019)
6. Molly Johnson	53	(2009)
Lauren Johnson	53	(2022)
7. Kayla Kowalik	49	(2019)
8. Molly Johnson	48	(2010)
Erin Coffel	48	(2023)
9. Megan Yocke	47	(2011)
Erin Coffel	47	(2021)
10. Katie Reed	45	(2018)
10. Kara Dill	44	(2011)
Erin Coffel	44	(2022)

### Total Bases

1. Kayla Kowalik	159	(2021)
2. Erin Coffel	143	(2022)
3. Abbey Cheek	138	(2019)
4. Brooke Marnitz	137	(2007)
5. Molly Johnson	130	(2009)
6. Molly Johnson	125	(2010)
7. Erin Coffel	122	(2023)
8. Erin Coffel	118	(2021)
9. Leslie Kwiatkowski	117	(1999)
10. Lauren Cumbess	116	2013)

### On-Base Pct.

1. Bailey Vick	.630	(2020)**
2. Erin Coffel	.629	(2023)
3. Abbey Cheek	.602	(2019)
4. Alex Martens	.589	(2020)**
5. Kayla Kowalik	.554	(2021)
6. Mallory Peyton	.517	(2020)**
7. Molly Johnson	.498	(2009)
Erin Coffel	.498	(2022)
Kayla Kowalik	.498	(2023)
8. Brittany Cervantes	.490	(2011)
9. Megan Yocke	.483	(2011)
10. Kayla Kowalik	.482	(2022)
11. Lyndsey Angus	.478	(2003)
12. Molly Johnson	.472	(2008)
13. Nikki Jones	.466	(2002)
14. Brooke Marnitz	.454	(2007)
15. Griffin Joiner	.451	(2014)
16. Molly Johnson	.450	(2010)
Erin Coffel	.450	(2021)

### Slugging Pct.

1. Alex Martens	.987	(2020)**
2. Erin Coffel	.976	(2023)
3. Mallory Peyton	.970	(2020)**
4. Abbey Cheek	.908	(2019)
5. Brooke Marnitz	.895	(2007)
6. Erin Coffel	.871	(2022)

7. Kayla Kowalik	.787	(2021)
8. Abbey Cheek	.701	(2018)
Renee Abernathy	.701	(2022)
10. Molly Johnson	.695	(2009)
11. Molly Johnson	.679	(2010)
12. Brittany Cervantes	.677	(2011)
13. Molly Johnson	.669	(2008)
14. Katie Campbell	.640	(2007)
15. Becky Bishop	.632	(2007)

### Sacrifice Hits

1. Beth Fogle	13	(2001)
Megan Yocke	13	(2009)
3. Lorie Melchi	12	(2003)
Megan Yocke	12	(2010)
Katie Reed	12	(2018)
5. Sarah Rainwater	11	(2017)
Sylver Samuel	11	(2013, 2014)
Michelle Bucci	11	(1997)
Beth Fogle	11	(2000)
Jennifer Howland	11	(1999)
Stephanie Thompson	11	(1998)
Megan Yocke	11	(2008)

### Sacrifice Flies

1. Tatum Spangler	6	(2021)
2. Erin Coffel	5	(2022)
Alice O'Brien	5	2013)
Renee Abernathy	5	(2021)
4. Nikki Sagermann	4	(2014)
Lyndsey Angus	4	(2000)
Rachel Friberg	4	(2002)
Brooke Marnitz	4	(2004)
Mallory Peyton	4	(2021)

### Stolen Bases

1. Beth Fogle	34	(1999)
2. Leslie Kwiatkowski	28	(2000)
3. Meagan Aull	26	(2009)
4. Molly Johnson	24	(2009)
5. Sylver Samuel	23	(2016)
Kayla Kowalik	23	(2021)
7. Leslie Kwiatkowski	22	(1999)
8. Sylver Samuel	21	(2013)
Kara Dill	21	(2012)
Jessica Nance	21	(2004)
11. Sylver Samuel	20	(2014, 2015)
Kara Dill	20	(2011)
Molly Johnson	20	(2010)

### Walks

1. Erin Coffel	64	(2023)
Abbey Cheek	64	(2019)
2. Brittany Cervantes	48	(2011)
3. Griffin Joiner	47	(2014)
Megan Yocke	47	(2011)
5. Griffin Joiner	36	(2015)
6. Nikki Sagermann	35	(2016)
7. Maisie Steed	34	2013)
8. Brittany Cervantes	33	(2012)
9. Griffin Joiner	32	(2015)

10. Brooke Marnitz	31	(2006)
--------------------	----	--------

### Hit by Pitch

1. Meghan Cooper	16	(2006)
2. Anghel Smith	15	(2014)
Erin Coffel	15	(2021)
4. Emily Gaines	13	(2014)
Mallory Peyton	13	(2019)
6. Griffin Joiner	12	(2012)
7. Renee Abernathy	10	(2021)
Molly Johnson	10	(2008)
Molly Johnson	10	(2009)
Molly Johnson	10	(2010)
Mallory Peyton	10	(2020)**
12. Ansel Smith	9	(2015)
Meagan Aull	9	(2009)
Samantha DeMartine	9	(2011)
Amber Janneck	9	(2005)
Leslie Kwiatkowski	9	(2001)

### FIELDING

#### Putouts

1. Griffin Joiner	442	(2014)
2. Jenny Schaper	399	(2016)
3. Griffin Joiner	390	(2012)
4. Jamie Dardis	382	(2000)
Griffin Joiner	382	(2015)
6. Megan Yocke	369	(2010)
7. Megan Glenn	366	(2006)
8. Samantha DeMartine	363	(2009)

#### Assists

1. Christian Stokes	167	(2014)
Angie Dal Pozzo	167	(2001)
3. Katie Reed	158	(2018)
4. Abbey Cheek	155	(2018)
5. Abbey Cheek	152	(2017)
6. Lindsay Houser	148	(1998)
7. Angie Dal Pozzo	143	(1999)
Molly Johnson	143	(2009)
9. Nikki Sagermann	141	(2014)
Katie Reed	141	(2017)

#### Fielding Pct.

1. Griffin Joiner	1.000	(2015)
Emily Jolly	1.000	(2014)
Maisie Steed	1.000	(2014)
Meagan Aull	1.000	(2009)
Michelle Bucci	1.000	(1999)
Beth Fogle	1.000	(2002)
Jennifer Howland	1.000	(2001)
7. Griffin Joiner	.998	(2014)
8. Megan Yocke	.997	(2011)
Megan Yocke	.997	(2009)
Jenny Schaper	.997	(2017)

### PITCHING

#### ERA (min. 10 appearances)

1. Kelsey Nunley	1.27	(2016)
2. Keary Camunas	1.68	(2000)
3. Meagan Prince	1.85	(2016)





## SINGLE SEASON RECORDS

4. Kelsey Nunley	1.88	(2014)
5. Erin Rethlake	1.95	(2017)
6. Lauren Cumbess	1.99	(2011)
7. Meagan Prince	1.82	(2017)
8. Lauren Cumbess	2.07	(2014)
9. Kelsey Nunley	2.14	(2013)
10. Chanda Bell	2.24	(2011)

5. Kelsey Nunley	42	(2015)
6. Autumn Humes	41	(2021)
Keary Camunas	41	(2000)
Meagan Prince	41	(2017)
9. Keary Camunas	40	(1998)
Amy Kendall	40	(2003)

3. Lauren Cumbess	.193	(2012)
4. Erin Rethlake	.197	(2017)
5. Chanda Bell	.200	(2010)

\*\* = 24-game season due to COVID-19

### Win-loss pct. (min. 10 appearances)

1. Shannon Smith	1.000 (3-0)	(2016)
2. Ellen Weaver	.857 (6-1)	(2011)
3. Kelsey Nunley	.777 (21-6)	(2016)
Meagan Prince	.777 (21-6)	(2016)
5. Lauren Cumbess	.750 (6-2)	(2011)
6. Lauren Cumbess	.731 (30-11)	(2014)
7. Kelsey Nunley	.731 (30-11)	(2014)
8. Rachel Riley	.722 (13-5)	(2011)
9. Kelsey Nunley	.711 (27-11)	(2013)
10. Meagan Prince	.700 (21-9)	(2017)

### Games Started

1. Keary Camunas	37	(1998)
2. Kelsey Nunley	36	(2014)
Keary Camunas	36	(2000)
4. Chanda Bell	34	(2010)
Keary Camunas	34	(1999)
6. Amy Kendall	32	(2003)
7. Morgan Marr	31	(2001)
8. Kelsey Nunley	30	(2015)
Keary Camunas	30	(1997)
Autumn Humes	30	(2021)

### Complete Games

1. Keary Camunas	33	(1998)
2. Kelsey Nunley	31	(2014)
3. Amy Kendall	29	(2003)
Keary Camunas	28	(2000)
5. Chanda Bell	26	(2010)
Keary Camunas	26	(1999)
Amber Matousek	26	(2008)
8. Jessica Trueblood	25	(2006)
Kelsey Nunley	25	(2013)
10. Keary Camunas	23	(1997)
Morgan Marr	23	(2001)

### Wins

1. Kelsey Nunley	30	(2014)
2. Kelsey Nunley	27	(2013)
3. Autumn Humes	22	(2021)
4. Meagan Prince	21	(2017)
Kelsey Nunley	21	(2016)
Meagan Prince	21	(2016)
Chanda Bell	19	(2009)
Keary Camunas	19	(2000)
9. Chanda Bell	18	(2010)
10. Morgan Marr	17	(2001)

### Saves

1. Meagan Prince	5	(2017)
Kelsey Nunley	5	(2015)
3. Chanda Bell	4	(2012)
Keary Camunas	4	(1999)
Jessica Trueblood	4	(2006)
5. Kelsey Nunley	2	(2013)
Meghan Cooper	2	(2002)
Jennifer Young	2	(2007)
Meagan Prince	2	(2016)
Autumn Humes	2	(2019)
Autumn Humes	2	(2021)
Grace Baalman	2	(2021)

### Shutouts

1. Keary Camunas	9	(2000)
2. Kelsey Nunley	7	(2014)
Kelsey Nunley	7	(2016)
Chanda Bell	7	(2011)
4. Keary Camunas	6	(1998)
5. Rachel Riley	5	(2010)
Meagan Prince	5	(2016)
6. Kelsey Nunley	4	(2015)
Chanda Bell	4	(2010)
Keary Camunas	4	(1999)
Jennifer Howland	4	(2000)
Rachel Riley	4	(2011)
Grace Baalman	4	(2019)
Autumn Humes	4	(2021)

### Innings Pitched

1. Kelsey Nunley	282.1	(2014)
2. Kelsey Nunley	268.2	(2013)
3. Keary Camunas	251.1	(1998)
4. Amy Kendall	229.0	(2003)
5. Keary Camunas	226.2	(1999)
6. Keary Camunas	225.2	(2000)
7. Chanda Bell	219.1	(2010)
8. Kelsey Nunley	211.0	(2015)
9. Morgan Marr	195.2	(2001)
10. Keary Camunas	194.0	(1997)

### Strikeouts

1. Chanda Bell	288	(2010)
2. Kelsey Nunley	219	(2014)
3. Chanda Bell	216	(2009)
4. Chanda Bell	205	(2011)
5. Kelsey Nunley	203	(2016)
6. Chanda Bell	201	(2012)
7. Kelsey Nunley	194	(2015)
8. Kelsey Nunley	193	(2013)
9. Meagan Prince	175	(2017)
10. Keary Camunas	164	(1999)

### Appearances

1. Samantha Allen	49	(2005)
2. Kelsey Nunley	47	(2013)
3. Kelsey Nunley	45	(2014)
4. Keary Camunas	43	(1999)

### Opponent Batting Avg. (min. 200 at-bats)

1. Chanda Bell	.175	(2011)
2. Kelsey Nunley	.178	(2016)



**Keary Camunas**



**Jessica Trueblood**



## GAME RECORDS

### HITTING

#### At-bats

6	Christian Stokes	vs. South Carolina	4/18/15
	Lauren Cumbess	at Ole Miss	4/13/14
	Kara Dill	at USC Upstate	2/24/13
	Nikki Jones	vs. Arkansas	4/27/03
	Jackie Haynes	vs. Middle Tennessee State	4/1/97
	Michelle Buccì	vs. Middle Tennessee State	4/1/97
	Jacki Haynes	vs. Mississippi State	4/11/97

#### Runs Scored

5	Kayla Kowalik	vs. NC Central	2/20/21
---	---------------	----------------	---------

#### Hits

5	Bailey Vick	vs. Georgia Tech	2/21/20
	Christian Stokes	vs. Long Beach State	2/19/15
	Beth Fogle	vs. Morehead State	3/5/02

#### RBI

7	Erin Coffel	vs. Miami (OH)	5/21/22
	Grace Lorsung	vs. Texas A&M	3/25/23

#### Doubles

3	Christian Stokes	vs. South Carolina	4/18/15
	Molly Johnson	vs. Indiana	4/1/08
	Emily Jolly	vs. DePaul	2/12/11

#### Triples

3	Meghan Cooper	vs. Kent State	2/17/06
---	---------------	----------------	---------

#### Home Runs

2 (51 times)	Last: Lauryn Borzilleri	vs. Texas A&M	4/6/24
--------------	-------------------------	---------------	--------

#### Total Bases

11	Kayla Kowalik	vs. NC Central	2/21/20
----	---------------	----------------	---------

#### Walks

4 (6 times)	Last: Kayla Kowalik	at Bellarmine	4/12/23
-------------	---------------------	---------------	---------

#### Strikeouts

4 (8 times)	Last: Emily Gaines	vs. DePaul	5/18/14
-------------	--------------------	------------	---------

#### Sacrifice Hits

2 (45 times)	Last: Bailey Vick	vs. Liberty	2/7/20
--------------	-------------------	-------------	--------

#### Sacrifice Flies

2	Abbey Cheek	at Georgia	3/18/17
---	-------------	------------	---------

#### Stolen Bases

4	Bailey Vick	vs. Bradley	2/24/18
	Erin Rethlake	vs. Drexel	3/10/17
	Meagan Aull	vs. Kent State	3/24/09

#### Hit By Pitch

3	Ashley Dimkich	vs. Youngstown State	3/4/06
---	----------------	----------------------	--------

### FIELDING

#### Putouts

21	Megan Yocke	vs. Tennessee Tech	4/16/11
----	-------------	--------------------	---------

#### Assists

9	Amber Janneck	vs. Eastern Kentucky	4/6/05
	Amber Janneck	vs. Western Kentucky	4/13/05
	Molly Johnson	vs. Florida	4/11/09
	Angie Dal Pozzo	vs. Louisville	4/18/01

#### Errors

4	Brooke Marnitz	vs. Alabama	3/21/04
	Nikki Jones	vs. Morehead State	3/5/02
	Angie Dal Pozzo	vs. Texas-San Antonio	2/10/01
	Meredith Seales	vs. UNC Greensboro	2/22/97

#### Passed Balls

4	Alli Eckman	vs. Ole Miss	3/12/05
---	-------------	--------------	---------

### PITCHING

#### Innings Pitched

11.1	Autumn Humes	at Auburn	3/24/18
------	--------------	-----------	---------

#### Fewest Hits Allowed

0	22 Times	Last: Stephanie Schoonover	vs. North Texas	2/18/23
---	----------	----------------------------	-----------------	---------

#### Perfect Game

	Chanda Bell	at Austin Peay (Game 1)	4/6/11
	Rachel Riley	at Austin Peay (Game 2)	4/6/11

#### Runs Allowed

16	Lorie Horner	vs. Alabama	3/21/98
	Jennifer Young	vs. Indiana	4/1/08

#### Earned Runs Allowed

13	Amber Matousek	vs. Alabama	3/22/08
	Amber Matousek	vs. LSU	4/9/08

#### Walks Allowed

9	Jennifer Young	vs. Indiana	4/1/08
---	----------------	-------------	--------

#### Strikeouts

18	Stephanie Schoonover	vs. North Texas	2/18/23
----	----------------------	-----------------	---------

#### Hits Allowed

18	Lorie Horner	vs. Alabama	3/21/98
18	Rachel Riley	at Georgia	4/10/11

#### Doubles Allowed

8	Jennifer Howland	vs. Akron	3/9/01
---	------------------	-----------	--------

#### Triples Allowed

2	Samantha Allen	vs. Cal-Poly	2/12/05
	Jennifer Howland	vs. Georgia	3/7/01
	Lorie Horner	vs. Missouri	2/15/97

#### Home Runs Allowed

6	Amber Matousek	vs. Alabama	3/22/08
---	----------------	-------------	---------



Brooke Marnitz







## TEAM RECORDS

### TEAM RECORDS-GAME

#### Hitting

At Bats: .....	43	..... at Ole Miss .....	4/13/14
Runs Scored: .....	23	..... vs. UC Santa Barbara .....	2/18/22
Hits: .....	20	..... vs. UC Santa Barbara .....	2/18/22
Doubles: .....	6	..... twice, last at Miami (OH) .....	3/17/09
Triples: .....	4	..... vs. Louisville .....	4/10/02
Home Runs: .....	6	..... at Tennessee .....	4/27/18
RBI: .....	23	..... vs. UC Santa Barbara .....	2/18/22
Total Bases: .....	38	..... vs. UC Santa Barbara .....	2/18/22
Walks: .....	13	..... vs. Indiana .....	3/2/08
Strikeouts: .....	18	..... vs. WKU .....	4/23/15
Stolen Bases: .....	8	..... Samford/Bradley .. 3/20/99   2/23/18	

#### Fielding

Putouts: .....	33	..... 5x, last vs. South Carolina .....	4/18/15
Assists: .....	25	..... at South Carolina .....	5/2/09
Errors: .....	7	..... vs. Texas-San Antonio .....	2/10/01
Double Plays: .....	3	..... seven times, last vs. SIU .....	2/13/15

#### Pitching

Innings Pitched: .....	13.0	..... at Alabama .....	4/28/19
Runs Allowed: .....	18	..... last vs. Oklahoma .....	3/2/23
Earned Runs Allowed: .....	18	..... last vs. Oklahoma .....	3/2/23
Hits Allowed: .....	19	..... vs. Arkansas .....	3/31/07
Fewest Hits Allowed: .....	0	..... 22x, last vs. North Texas .....	2/24/23
Doubles Allowed: .....	8	..... vs. Akron .....	3/9/01
Triples Allowed: .....	3	..... vs. Georgia .....	3/7/01
Home Runs Allowed: .....	6	..... 2x, last vs. Oklahoma .....	3/23/22
Walks Allowed: .....	9	..... 4x, last at Alabama .....	5/4/13
Strikeouts: .....	20	..... vs. Tennessee Tech .....	4/16/11

### TEAM RECORDS-SEASON

#### Hitting

Batting Average: .....	.305	..... 2019
At Bats: .....	1,797	..... 2014
Runs Scored: .....	381	..... 2019
Hits: .....	477	..... 2000
Doubles: .....	94	..... 2019
Triples: .....	18	..... 2000, 2001, 2002
Home Runs: .....	71	..... 2014, 2019
RBI: .....	346	..... 2019
Total Bases: .....	810	..... 2019
Walks: .....	227	..... 2019
Strikeouts: .....	426	..... 2004
Stolen Bases: .....	89	..... 1999

#### Fielding

Fielding Percentage: .....	(.976)	..... 2018
Putouts: .....	1,455	..... 2014
Assists: .....	673	..... 2001
Errors: .....	131	..... 1997
Double Plays: .....	32	..... 2002

#### Pitching

Lowest ERA: .....	1.71	..... 2016
Lowest Opponents Batting Average: .....	.191	..... 2016
Innings Pitched: .....	485.0	..... 2014
Runs Allowed: .....	333	..... 2005
Fewest Runs Allowed: .....	130	..... 2016
Earned Runs Allowed: .....	253	..... 2005
Fewest Earned Runs Allowed: .....	98	..... 2016
Hits Allowed: .....	523	..... 2005
Fewest Hits Allowed: .....	250	..... 2016
Doubles Allowed: .....	101	..... 2003
Fewest Doubles Allowed: .....	44	..... 2016
Triples Allowed: .....	16	..... 1997
Fewest Triples Allowed: .....	2	..... 2004
Home Runs Allowed: .....	58	..... 2008
Fewest Home Runs Allowed: .....	10	..... 1997
Walks Allowed: .....	182	..... 2013
Fewest Walks Allowed: .....	93	..... 1997
Strikeouts: .....	403	..... 2014
Shutouts: .....	16	..... 2000

### TEAM RECORDS-SEASON

Games played .....	69	..... 2014
Wins .....	50	..... 2014
Losses .....	44	..... 1997 & 1999
Highest winning percentage .....	.781 (43-12)	..... 2016
Lowest winning percentage .....	.185 (10-44)	..... 1997
Seasons team fielded .....	25	..... (first in 1997)
Winning seasons .....	15	..... (last in 2021)
Losing seasons .....	11	..... (last in 2008)
First tie .....	UK 2, Texas-Arlington 2	..... (2/15/04)
Longest coaching tenure .....	Rachel Lawson, 14 yrs	..... (2008-Pres.)
.....	Beth Pruitt, 8 yrs	..... (1997-2004)

Consecutive losses .....	21	..... 3/15/03 - 4/13/03
Consecutive wins .....	19	..... 2/12/21 - 3/7/21
Consecutive shutout wins: .....	4	..... 2/20/16 - 2/27/16
Consecutive shutout losses: .....	6	..... 3/29/06-4/2/06
Consecutive games without an error: .....	6	..... 3/6/15 - 3/15/15
Extra-inning games: .....	10	..... 2014
Extra-inning wins: .....	8	..... 2014
Consecutive games with a stolen base: .....	16	..... 2/17/02-3/17/02
Consecutive games with a double: .....	12	..... 3/16/02-4/6/02
Consecutive games without extra-base hit: .....	5	..... 3/9/97-3/12/97
Most Combined Runs in a Game: .....	29	..... (4/1/08 Indiana 16, UK 13)
Largest Margin of Victory: .....	22	..... 2/29/20 vs. Detroit Mercy





## SINGLE SEASON RECORDS BY CLASS

### HITTING

#### Batting Average

Senior	Abbey Cheek	.428	2019
Junior	Kayla Kowalik	.495	2021
Soph.	Erin Coffel	.420	2022
Fresh.	Natalie Smith	.370	2007

(2020 not included, COVID-19)

#### Hits

Senior	Kayla Kowalik	76	2022
Junior	Kayla Kowalik	100	2021
Soph.	Leslie Kwiatkowski	77	1999
Fresh.	Leslie Kwiatkowski	71	1998

#### Doubles

Senior	Kwiatkowski/Reed	16	2001/19
Junior	Tiffany Kruse	16	2000
Soph.	Molly Johnson	20	2008
Fresh.	Alex Martens	13	2017

#### Triples

Senior	Nikki Jones	5	2003
Junior	Tiffany Kruse	7	2000
Soph.	Kayla Kowalik	8	2020
Fresh.	Leslie Kwiatkowski	6	1998

#### Home Runs

Senior	Brooke Marnitz	21	2007
Junior	Erin Coffel	19	2023
Soph.	Erin Coffel	20	2022
Fresh.	Erin Coffel	16	2021

#### Runs Batted In

Senior	Brooke Marnitz	61	2007
Junior	Alex Martens	66	2019
Soph.	Erin Coffel	68	2022
Fresh.	Erin Coffel	56	2021

#### Runs Scored

Senior	Kayla Kowalik	57	2022
Junior	Kayla Kowalik	77	2021
Soph.	Kara Dill	44	2011
Fresh.	Kayla Kowalik	49	2019

#### Total Bases

Senior	Abbey Cheek	138	2019
Junior	Kayla Kowalik	159	2021
Soph.	Erin Coffel	142	2022
Fresh.	Erin Coffel	118	2021

#### On Base Pct.

Senior	Abbey Cheek	.602	2019
Junior	Erin Coffel	.629	2023
Soph.	Molly Johnson	.472	2008
Fresh.	Erin Coffel	.450	2021

(2020 not included, COVID-19)

#### Slugging Pct.

Senior	Abbey Cheek	.908	2019
Junior	Erin Coffel	.976	2023
Soph.	Erin Coffel	.871	2022
Fresh.	Erin Coffel	.663	2021

#### Sacrifice Hits

Senior	Tiffany Kruse	9	2001
Junior	Beth Fogle	13	2001

Soph.	Megan Yocke	13	2009
Fresh.	Lorie Melchi	12	2003

#### Sacrifice Flies

Senior	Alice O'Brien	5	2013
Junior	Tatum Spangler	5	2021
Soph.	Erin Coffel	5	2022
Fresh.	Lyndsey Angus	4	2000
	Brooke Marnitz	4	2004

#### Stolen Bases

Senior	Sylver Samuel	23	2016
Junior	Leslie Kwiatkowski	28	2000
Soph.	Meagan Aull	26	2009
Fresh.	Beth Fogle	34	1999

#### Walks

Senior	Abbey Cheek	64	2019
Junior	Erin Coffel	64	2023
Soph.	Ansley Smith	30	2014
Fresh.	Maisie Steed	44	2013

#### Hit by Pitch

Senior	Meghan Cooper	16	2006
Junior	Molly Johnson	10	2009
Soph.	Ansley Smith	15	2014
Fresh.	Erin Coffel	15	2021

### FIELDING

#### Putouts

Senior	Maisie Steed	385	2016
Junior	Griffin Joiner	442	2014
Soph.	Griffin Joiner	343	2013
Fresh.	Jenny Schaper	399	2016

#### Assists

Senior	Molly Johnson	131	2010
Junior	Angie Dal Pozzo	167	2001
Soph.	Christian Stokes	167	2014
Fresh.	Angie Dal Pozzo	143	1999

#### Fielding Pct.

Senior	Griffin Joiner	1.000	2015
	Beth Fogle	1.000	2002
Junior	Michelle Bucci	1.000	1999
	Jennifer Howland	1.000	2001
Soph.	Meagan Aull	1.000	2009
Fresh.	Jenny Schaper	.993	2016

### PITCHING

#### ERA (min. 10 appearances)

Senior	Kelsey Nunley	1.27	2016
Junior	Meagan Prince	1.85	2016
Soph.	Kelsey Nunley	1.88	2014
Fresh.	Lauren Cumbess	1.99	2011

#### Win-loss pct. (min. 10 appearances)

Senior	Lauren Cumbess	.909 (10-1)	2014
Junior	Meagan Prince	.778 (21-6)	2016
Soph.	Kelsey Nunley	.731 (30-11)	2014
Fresh.	Ellen Weaver	.857 (6-1)	2011

#### Wins

Senior	Kelsey Nunley	21	2016
Junior	Meagan Prince	21	2016
Soph.	Kelsey Nunley	30	2014

Fresh.	Kelsey Nunley	27	2013
--------	---------------	----	------

#### Appearances

Senior	Keary Camunas	41	2000
Junior	Keary Camunas	43	1999
Soph.	Kelsey Nunley	45	2014
Fresh.	Samantha Allen	49	2005

#### Games Started

Senior	Keary Camunas	36	2000
Junior	Keary Camunas	34	1999
Soph.	Kelsey Nunley	36	2014
Fresh.	Amy Kendall	32	2003

#### Complete Games

Senior	Keary Camunas	28	2000
Junior	Keary Camunas	26	1999
Soph.	Keary Camunas	33	1998
Fresh.	Amy Kendall	29	2003

#### Shutouts

Senior	Keary Camunas	9	2000
Junior	Chanda Bell	7	2011
Soph.	Kelsey Nunley	7	2014
Fresh.	Chanda Bell	3	2009
	Lauren Cumbess	3	2011
	Kelsey Nunley	3	2013

#### Strikeouts

Senior	Kelsey Nunley	203	2016
Junior	Chanda Bell	205	2011
Soph.	Chanda Bell	288	2010
Fresh.	Chanda Bell	216	2009

#### Opponent Batting Avg. (min. 200 AB)

Senior	Kelsey Nunley	.178	2016
Junior	Chanda Bell	.175	2011
Soph.	Lauren Cumbess	.193	2012
Fresh.	Lauren Cumbess	.201	2011

(2020 not included, COVID-19)



Leslie Kwiatkowski



## LETTERWINNERS

**A**

Becky Abner	2003
Renee Abernathy	2019-2022
Jessica Adkins	2009-10
Amanda Allen	2012
Samantha Allen	2005-07
Macy Allen	2009-12
Amy Anderson	1998
Elie Anderson	2004
Haley Andrus	2015-16
Lyndsey Angus	2000-03
Meagan Aull	2008-11

**B**

Grace Baalman	2018-2021
Jaci Babbs	2019-2022
Chanda Bell	2009-12
Becky Bishop	2007
Brynlee Bigelow	2017
Emmy Blane	2020-2022
<b>Jenna Blanton</b>	<b>2021-Pres.</b>
Colleen Boddy	1999-2000
Emma Boitnott	2020-2022
<b>Lauryn Borzilleri</b>	<b>2023-Pres.</b>
Brook Bowman	2002-04
Maclai Branson	2019
Lindsay Brogdon	2006-08
Megan Brooks	2002-04
Amanda Brown	2002
Michelle Bucci	1997-2000

**C**

Keary Camunas	1997-2000
Katie Campbell	2004-07
Ginny Carroll	2011-14
Brittany Cervantes	2009-12
Abbey Cheek	2016-19
Kristen Cochran	2005
<b>Erin Coffel</b>	<b>2021-Pres.</b>
Megan Cooper	2002-06
Kennedy Cowden	2019
Lauren Cumbess	2011-14
Aimee Currier	2009

**D**

Angie Dal Pozzo	1999-2002
Jamie Dardis	2000-02
Gabi Deters	2020
Samantha DeMartine	2008-11
Sandi Dengler	1999-2002
Kara Dill	2010-13
Ashley Dimkich	2005-08
<b>Emory Donaldson</b>	<b>2024-Pres.</b>

**E**

<b>Taylor Ebbs</b>	<b>2021-Pres.</b>
Alli Eckman	2005-07
Andrea Eilertson	1999-2002
Jackie Elston	1998
<b>Ella Emmert</b>	<b>2021-Pres.</b>

**F**

Elizabeth Fadde	2006-07
Ashley Fertic	2004-07
Gina Florence	2004-07
Beth Fogle	1999-2002
Bethany Foster	1999
Sarah Frazer	2011-14
Rachel Friberg	2001-04
Victoria Fragoso	2021-2023

**G**

Emily Gaines	2011-14
Tekiya Garr-Carter	2019-2020
Sloan Gayan	2020-2023
Whitney Glass	1999
Megan Glenn	2003-06
Crystal Grace	1997-98
Lindsay Griggs	2012

Ashleigh Gustafson	2009-12
--------------------	---------

**H**

<b>Karissa Hamilton</b>	<b>2022-Pres.</b>
Izzy Harrison	2021-2023
<b>Meeko Harrison</b>	<b>2021-Pres.</b>
Jacki Haynes	1997-98
<b>Taylor Hess</b>	<b>2023-Pres.</b>
Katie Henderson	2013
Kelsee Henson	2016-19
Brooklin Hinz	2015-18
Lorie Horner	1997-98
Lindsay Houser	1997-98
Kara Howard	2012-15
Jennifer Howland	1999-2002
Hannah Huffman	2016-18
Autumn Humes	2018-2021
<b>Ally Hutchins</b>	<b>2024-Pres.</b>

**J**

Amber Janneck	2004-05
Allie Jest	2009
Lauren Johnson	2018-2022
Kalia Johnson	2017-2018
Molly Johnson	2007-10
Griffin Joiner	2012-15
Emily Jolly	2011-14
Megan Jolly	2007-08
Nikki Jones	2000-03

**K**

Madison Kearschner	2016-2017
Amy Kendall	2003-06
Callie Kovacs	2004-05
Kayla Kowalik	2019-2023
Tiffany Kruse	1998-2001
Leslie Kwiatkowski	1998-2001

**L**

<b>Alexia Lacatena</b>	<b>2021-Pres.</b>
Aubrey Lamar	2011-12
<b>Sydney Langdon</b>	<b>2024-Pres.</b>
Melissa Leto	1997-98
Cassie Lindmark	2020-2021
Ingrid Lochelt	2003
<b>Camryn Lookadoo</b>	<b>2024-Pres.</b>
<b>Grace Lorsung</b>	<b>2023-Pres.</b>
Liz Love	1999
Monique Lovell	2001

**M**

Chelsea Mack	2023
Emily Marks	2004-05
Morgan Marr	2000-02
Shanna Martini	1999
Stephanie Martino	2014-16
Alex Martens	2017-2020
Brooke Marnitz	2004-07
Amber Matousek	2007-10
Morgan McCallum	2017
Katie McCarty	2006-09
Lori Melchi	2003-06
Rachael Metzger	2015-18
Audrey Meyer	2007-08
Megan Miller	2006
<b>Hallie Mitchell</b>	<b>2021-Pres.</b>
Kierston Moore	2017
Susan Moore	1997-98
Destinee Mordecai	2007-10

**N**

Jessica Nance	2002-05
<b>Vanessa Nesby</b>	<b>2021-Pres.</b>
Amber Nix	2005
Kelsey Nunley	2013-16

**O**

Alice O'Brien	2010-13
Kristen O'Haver	2009

**P**

Mallory Peyton	2018-2021
Lydia Pierce	2006
<b>Peyton Plotts</b>	<b>2024-Pres.</b>
Meagan Prince	2014-17
Tracie Potts	1999-2000
Gretchen Prugh	2004

**R**

Sarah Rainwater	2016-19
Briona Rance	2019
Ali Ray	2006
Breanne Ray	2014-17
<b>Cassie Reasner</b>	<b>2024-Pres.</b>
Katie Reed	2016-19
Erin Rethlake	2015-18
Jessica Rice	2007
Darlington Richardson	2013-15
Rachel Riley	2009-12
Jessica Rose	2010
Annie Rowlands	2008-11
Ashley Ruiz	2017-18

**S**

Nikki Sagermann	2013-16
Sylver Samuel	2013-16
Jenny Schaper	2016-19
<b>Stephaine Schoonover</b>	<b>2021-Pres.</b>
Meghan Schorman	2019-2021
Jenny Sibert	2004-07
Erika Silence	2009-12
Ansley Smith	2013-16
Krystal Smith	2011-14
Natalie Smith	2007-10
<b>Rylea Smith</b>	<b>2020-Pres.</b>
Shannon Smith	2014-17
Sarah Snider	1997-2000
Tatum Spangler	2019-2022
Larissa Spellman	2017-2020
Maisie Steed	2013-16
Miranda Stoddard	2020-2022
Christian Stokes	2013-16
<b>Delani Sullivan</b>	<b>2024-Pres.</b>
Kennedy Sullivan	2021-2023
Joy Sutton	2001

**T**

Stephanie Thompson	1998
<b>Erica Thulen</b>	<b>2021-Pres.</b>
<b>Margaret Tobias</b>	<b>2021-Pres.</b>
Bethany Todd	2018
Jessica Trueblood	2006

**V**

Princess Valencia	2023
Bailey Vick	2017-2020
Marie Vida	2001

**W**

Kristi Warneke	2005
Ellen Weaver	2011-13
Bethany Wiegand	1999
Crystalie Wolfe	2003-04

**Y**

Megan Yocke	2008-11
Jennifer Young	2007-10





## ALL-TIME JERSEY NUMBERS

**#00**  
**Hallie Mitchell** ..... 2021-Pres.  
 Tekiya Garr-Carter ..... 2019-2020  
 Natalie Smith ..... 2007-10  
 Jacqueline Haynes ..... 1997-98

**#1**  
 Chelsea Mack ..... 2023  
 Miranda Stoddard ..... 2020-2022  
 Sarah Rainwater ..... 2016-19  
 Rachel Riley ..... 2011-12  
 Amber Matousek ..... 2007-10  
 Megan Miller ..... 2006  
 Megan Brooks ..... 2002-04  
 Marie Vida ..... 2001

**#2**  
**Karissa Hamilton** ..... 2023-Pres.  
 Bailey Vick ..... 2017-2020  
 Sylvester Samuel ..... 2013-16  
 Chanda Bell ..... 2009-12  
 Jenny Sibert ..... 2005-07

**#3**  
**Taylor Ebbs** ..... 2021-Pres.  
 Grace Baalman ..... 2018-2021  
 Shannon Smith ..... 2014-2017  
 Ginny Carroll ..... 2011-12  
 Aimee Currier ..... 2009  
 Jessica Rice ..... 2007  
 Jessica Trueblood ..... 2006  
 Brooke Marnitz ..... 2004-05  
 Andrea Eilertson ..... 1999-2002

**#4**  
 Renee Abernathy ..... 2019-2022  
 Haley Andrus ..... 2015-16  
 Macy Allen ..... 2009-12  
 Audrey Meyer ..... 2007-08  
 Nikki Jones ..... 2000-03

**#5**  
**Taylor Hess** ..... 2023-Pres.  
 Tatum Spangler ..... 2019-2022  
 Meagan Prince ..... 2014-2017  
 Lindsay Griggs ..... 2012  
 Gina Florence ..... 2004-07  
 Bobbi Darretta ..... 2003  
 Angie Dal Pozzo ..... 1999-2002  
 Stephanie Thompson ..... 1998  
 Michelle Brown ..... 1997

**#6**  
 Victoria Fragoso ..... 2021-2023  
 Jenny Schaper ..... 2016-19  
 Katie McCarty ..... 2006-09  
 Amber Nix ..... 2005

**#7**  
**Atly Hutchins** ..... 2024-Pres.  
 Autumn Humes ..... 2018-2021  
 Morgan McCallum ..... 2017  
 Maisie Steed ..... 2013-16  
 Kristen O'Haver ..... 2009  
 Alli Eckman ..... 2005-07  
 Elie Anderson ..... 2004  
 Brook Bowman ..... 2002-04  
 Tiffany Kruse ..... 1997-2001

**#8**  
**Delani Sullivan** ..... 2024-Pres.  
 Kennedy Sullivan ..... 2021-2023  
 Briona Rance ..... 2019  
 Erin Rethlake ..... 2015-2018  
 Katie Henderson ..... 2013  
 Ashleigh Gustafson ..... 2009-12  
 Samantha Allen ..... 2006-08  
 Amber Janneck ..... 2004-05  
 Michelle Hall ..... 2003  
 Meghan Cooper ..... 2002  
 Tracie Potts ..... 1999-2000  
 Monique Lovell ..... 2001  
 Leslie Kwiatkowski ..... 1998  
 Suzanne Kopulos ..... 1997

**#9**  
**Jaden Vickers** ..... 2024-Pres.  
 Lauren Johnson ..... 2018-2022  
 Breanne Ray ..... 2014-2017  
 Alice O'Brien ..... 2010-13  
 Savannah Mitcham ..... 2004  
 Jamie Dardis ..... 2000-02  
 Liz Love ..... 1999  
 Kolleen Fitzgerald ..... 1997

**#10**  
**Jenna Blanton** ..... 2021-Pres.  
 Olivia Ward ..... 2019  
 Christian Stokes ..... 2013-16  
 Meagan Aull ..... 2008-2011  
 Ashley Fertic ..... 2004-07  
 Leslie Floyd ..... 2002  
 Sarah Snider ..... 1997-2000

**#11**  
**Vanessa Nesby** ..... 2021-Pres.  
 Abbey Cheek ..... 2016-19  
 Krystal Smith ..... 2011-14  
 Rachel Riley ..... 2009-10  
 Becky Bishop ..... 2007-08  
 Ali Ray ..... 2006

Callie Kovacs ..... 2004-05  
 Becky Abner ..... 2003  
 Jennifer Howland ..... 1999-2002  
 Andrea Goepfrich ..... 1997

**#12**  
**Margaret Tobias** ..... 2021-Pres.  
 Megan Yocke ..... 2008-2011  
 Lydia Pierce ..... 2006  
 Rachel Friberg ..... 2001-04  
 Sandi Dengler ..... 1999-2000  
 Amy Anderson ..... 1998  
 Brooke Tilley ..... 1997

**#13**  
 Mallory Peyton ..... 2018-2021  
 Griffon Joiner ..... 2012-15  
 Destinee Mordecai ..... 2007-10  
 Susan Moore ..... 1997-98

**#14**  
 Jaci Babbs ..... 2019-2022  
 Brittany Cervantes ..... 2009-12  
 Emily Marks ..... 2004-05  
 Lyndsey Angus ..... 2000-03  
 Susan Messmer ..... 1999  
 Crystal Grace ..... 1997-98

**#15**  
 Kara Dill ..... 2010-13  
 Brooke Marnitz ..... 2006-07  
 Jessica Nance ..... 2002-05  
 Joy Sutton ..... 2001  
 Bethany Foster ..... 1999  
 Lindsay Houser ..... 1997-98

**#16**  
**Camryn Lookadoo** ..... 2024-Pres.  
 Aubrey Lamar ..... 2011-12  
 Elizabeth Faddé ..... 2006-07

**#17**  
 Sloan Gayan ..... 2020-2023  
 Bethany Todd ..... 2018  
 Annie Rowlands ..... 2008-2011  
 Kristen Cochran ..... 2005

**#18**  
 Amanda Allen ..... 2012  
 Molly Johnson ..... 2007-10  
 Gretchen Prugh ..... 2004  
 Kathleen Biondi ..... 2003  
 Julie Castelli ..... 2002  
 Leslie Kwiatkowski ..... 1998-2001  
 Melissa Leto ..... 1997-98

**#19**  
**Rylea Smith** ..... 2020-Pres.  
 Kelsee Henson ..... 2016-19  
 Lauren Cumbess ..... 2011-14  
 Allie Jest ..... 2009  
 Meghan Cooper ..... 2003-06  
 Morgan Marr ..... 2000-02  
 Bethany Wiegand ..... 1999  
 Courtney Woodrow ..... 1997

**#20**  
**Erica Thulen** ..... 2021-Pres.  
 Maclai Branson ..... 2019.

**#21**  
**Erin Coffel** ..... 2021-Pres.  
 Hannah Huffman ..... 2016-2018  
 Emily Jolly ..... 2011-14  
 Jessica Adkins ..... 2009-10  
 Megan Jolly ..... 2007-08  
 Megan Glenn ..... 2003-06  
 Sandi Dengler ..... 2001-02  
 Michelle Bucci ..... 1997-2000

**#22**  
 Kierston Moore ..... 2017  
 Samantha DeMartine ..... 2008-2011  
 Katie Campbell ..... 2004-07  
 Ingrid Lochelt ..... 2003  
 Whitney Glass ..... 1999

**#23**  
**Stephanie Schoonover** ..... 2021-Pres.  
 Katie Reed ..... 2016-19  
 Jessica Rose ..... 2010  
 Jenny Sibert ..... 2004  
 Amanda Brown ..... 2002  
 Shanna Martini ..... 1999  
 Meredith Sales ..... 1997

**#24**  
 Emma Boitnott ..... 2020-2022  
 Kennedy Cowden ..... 2019  
 Madison Kearschner ..... 2016-2017  
 Kara Howard ..... 2012-15

**#25**  
 Emmy Blane ..... 2020-2022  
 Brooklin Hinz ..... 2015-18  
 Erika Silence ..... 2009-12  
 Samantha Allen ..... 2005

**#26**  
 Meghan Schorman ..... 2019-2021

Stephanie Martino ..... 2014-16  
 Ellen Weaver ..... 2011-13  
 Ashley Dimkich ..... 2005-08

**#27**  
 Emily Gaines ..... 2011-14

**#28**  
 Ashtley Ruiz ..... 2017-2018  
 Jennifer Young ..... 2007-10  
 Lori Melchi ..... 2003-06  
 Beth Fogle ..... 1999-2002  
 Jackie Elston ..... 1998

**#29**  
 Amy Kendall ..... 2003-06  
 Keary Camunas ..... 1997-2000

**#30**  
 Princess Valencia ..... 2023  
 Larissa Spellman ..... 2017-2020  
 Ginny Carroll ..... 2013-14

**#31**  
**Sydney Langdon** ..... 2024-Pres.  
 Lindsay Brogdon ..... 2006-08  
 Kristi Warneke ..... 2005

**#32**  
**Grace Larsing** ..... 2023-Pres.  
 Alex Martens ..... 2017-2020  
 Kelsey Nunley ..... 2013-16  
 Crystallie Wolfe ..... 2003-04  
 Colleen Boddy ..... 1999-2000  
 Lori Horner ..... 1997-98

**#33**  
 Cassie Lindmark ..... 2020-2021

**#34**  
**Alexia Lacatena** ..... 2021-Pres.

**#35**  
**Peyton Plotts** ..... 2024-Pres.

**#36**  
 Izzy Harrison ..... 2021-2023  
 Brynlee Bigelow ..... 2017  
 Ansley Smith ..... 2013-16

**#37**  
 Darrington Richardson ..... 2013-15

**#38**  
 Gabi Deters ..... 2020  
 Rachael Metzger ..... 2015-2018  
 Sarah Frazer ..... 2011-14

**#39**  
**Ella Emmert** ..... 2021-Pres.

**#40**  
**Meeko Harrison** ..... 2021-Pres.  
 Nikki Sagermann ..... 2013-16

**#41**  
**Lauryn Borzilleri** ..... 2023-Pres.  
 Kaila Johnson ..... 2017-2018

**#42**  
**Emory Donaldson** ..... 2024-Pres.  
 Kayla Kowalik ..... 2019-2023



# 2024 KENTUCKY SOFTBALL | 2024 SEC TOURNAMENT



## #00 Hallie Mitchell



Forsyth, Ill. / Moroa-Forsythe HS




Junior / Sustainable Agriculture & Community Food Systems



C



Bats: L / Throws: R



### 2024:

- \* Started both games of the Alabama series as the catcher for Stephanie Schoonover
- \* Huge double in game 3 vs. Alabama that put two runners in scoring position for Karissa Hamilton to drive them in and give Kentucky the lead in the bottom of the fourth inning
- \* One of the best pure base runners on the team
- \* Two RBI vs. South Dakota State, first-career multi-RBI game

Category	Season High (Last)	Career High (Last)
At-Bats	3 vs. Alabama (3/30/24)	4 at Mizzou (3/10/23)
Runs	2, twice, last vs. Western Kentucky (4/17/24)	2, three times, last at Western Kentucky (4/17/24)
Hits	3, three times, last vs. Alabama (3/30/24)	1, 13 times, last vs. Alabama (3/20/24)
RBI	2 vs. South Dakota State (3/24/24)	2 vs. South Dakota State (3/24/24)
Walks	1, seven times, last vs. Western Kentucky (4/17/24)	2 at Bellarmine (4/12/23)
Stolen Bases	1, four times, last vs. Alabama (3/30/24)	1, nine times, last vs. Alabama (3/30/24)
Hitting Streak (current)	1 game (0)	2 games (2023)

### CAREER STATS

Year	AVG	GP	GS	AB	R	H	2B	3B	HR	RBI	TB	SLG%	BB	HBP	SO	GDP	OB%	SF	SH	SB	ATT	PO	A	E	FLD%
2022	.286	26	5	7	13	2	0	0	0	1	2	.286	1	0	2	0	.333	1	0	1	2	19	3	0	1.000
2023	.175	42	8	57	7	10	3	0	0	6	13	.228	5	0	13	0	.238	1	0	4	6	28	1	0	1.000
2024	.182	35	5	22	13	4	1	0	0	3	5	.227	7	2	4	0	.419	0	1	4	5	35	3	2	.950
<b>TOTAL</b>	<b>.186</b>	<b>103</b>	<b>18</b>	<b>86</b>	<b>33</b>	<b>16</b>	<b>4</b>	<b>0</b>	<b>0</b>	<b>10</b>	<b>20</b>	<b>.233</b>	<b>13</b>	<b>2</b>	<b>19</b>	<b>0</b>	<b>.301</b>	<b>2</b>	<b>1</b>	<b>9</b>	<b>13</b>	<b>82</b>	<b>7</b>	<b>2</b>	<b>.978</b>



# 2024 KENTUCKY SOFTBALL | 2024 SEC TOURNAMENT



## #2 Karissa Hamilton



Flat Rock, Ind. / Shelbyville HS



Sophomore / Agricultural Economics



C



Bats: R / Throws: R



### 2024:

- \* Home run off of Ni'jaree Canady to tie the game at 1-1 in the fifth inning, a game UK went on to win, 3-2
- \* Walk-off HR vs. South Dakota State to enforce run-rule
- \* Game-winning HR vs. Texas AM in top 7th inning of a 1-0 win
- \* Seven multi-RBI games
- \* 7-game hit streak, a new career-high streak, in March
- \* Was a swimmer in high school, competing in the Indiana state championships

Category	Season High (Last)	Career High (Last)
At-Bats	5 vs. North Carolina (2/15/24)	5 vs. North Carolina (2/15/24)
Runs	2 vs. LSU (3/10/24)	2 vs. LSU (3/10/24)
Hits	3, twice, last vs. Marshall (3/20/24)	3, twice, last vs. Marshall (3/20/24)
RBI	3 vs. South Dakota State (3/14/24)	4 vs. Louisville (2/10/23)
Walks	2 vs. Tennessee (5/4/24)	2 vs. Tennessee (5/4/24)
Stolen Bases	-	-
Hitting Streak (current)	7 (1)	7 games (2024)

### CAREER STATS

Year	AVG	GP	GS	AB	R	H	2B	3B	HR	RBI	TB	SLG%	BB	HBP	SO	GDP	OB%	SF	SH	SB	ATT	PO	A	E	FLD%
2023	.157	45	17	70	5	11	4	1	1	9	20	.286	3	1	12	0	.200	1	1	0	0	7	2	0	1.000
2024	.254	48	39	122	16	31	8	0	7	23	60	.492	12	2	21	2	.326	2	2	0	1	272	15	3	.990
<b>TOTAL</b>	<b>.219</b>	<b>93</b>	<b>56</b>	<b>192</b>	<b>21</b>	<b>42</b>	<b>12</b>	<b>1</b>	<b>8</b>	<b>32</b>	<b>80</b>	<b>.417</b>	<b>15</b>	<b>3</b>	<b>33</b>	<b>2</b>	<b>.282</b>	<b>3</b>	<b>3</b>	<b>0</b>	<b>1</b>	<b>279</b>	<b>17</b>	<b>3</b>	<b>.990</b>

# 2024 KENTUCKY SOFTBALL | 2024 SEC TOURNAMENT

## #3 Taylor Ebbs



Keizer, Oregon / McNary HS



Junior / Kinesiology



OF / 1B



Bats: L / Throws: R



### 2024:

- \* HR vs. #3 Stanford on opening day to give Kentucky the early 1-0 lead in the top of the first inning in a game UK would win, 2-1.
- \* Suffered shoulder injury diving back into first base while base running vs. Ohio State on March 17. Missed the Florida series and has returned in an offense-only capacity until the Georgia series, where she was cleared to play defense. She still wears a visible shoulder brace when hitting for protection and comfort
- \* 3 HR's in the 4 games between WKU and Auburn
- \* Career-high 5 RBI vs. Western Kentucky on a two-run double and a 3-run HR
- \* Got engaged this offseason to Cole Lanter, a Kentucky Football player
- \* Eight multi-hit games this season, including three of the last nine games
- \* Strong power bat that hits in the middle of the order
- \* Oregon Gatorade HS Player of the Year in 2021

Category	Season High (Last)	Career High (Last)
At-Bats	4, five times, last at Western Kentucky (4/17/24)	4, 19 times, last at Western Kentucky (4/17/24)
Runs	2, four times, last vs. Auburn (4/20/24)	2, nine times, last vs. Auburn (4/20/24)
Hits	3 vs. Georgia (4/12/24)	3, twice, last vs. Georgia (4/12/24)
RBI	5 vs. Western Kentucky (4/17/24)	5 vs. Western Kentucky (4/17/24)
Walks	1, seven times, last vs. South Carolina (4/27/24)	2, four times, last vs. ECU (4/26/23)
Stolen Bases	1, twice, last vs. Georgia (4/12/24)	1, twice, last vs. Georgia (4/12/24)
Hitting Streak (current)	2 (0)	6 games (2022)

### CAREER STATS

Year	AVG	GP	GS	AB	R	H	2B	3B	HR	RBI	TB	SLG%	BB	HBP	SO	GDP	OB%	SF	SH	SB	ATT	PO	A	E	FLD%
2022	.298	55	50	131	21	39	10	1	10	30	81	.618	14	0	16	0	.366	0	2	0	0	218	7	11	.953
2023	.209	52	42	110	16	23	4	1	7	24	50	.455	13	2	27	0	.299	2	1	4	4	73	5	2	.975
2024	.318	37	27	88	17	28	5	1	8	31	59	.670	7	1	24	1	.371	1	0	2	2	25	0	0	1.000
<b>TOTAL</b>	<b>.274</b>	<b>144</b>	<b>119</b>	<b>329</b>	<b>54</b>	<b>90</b>	<b>19</b>	<b>3</b>	<b>25</b>	<b>85</b>	<b>190</b>	<b>.578</b>	<b>34</b>	<b>3</b>	<b>67</b>	<b>1</b>	<b>.344</b>	<b>3</b>	<b>3</b>	<b>6</b>	<b>6</b>	<b>316</b>	<b>12</b>	<b>13</b>	<b>.962</b>



# #5 Taylor Hess



St. Augusta, Minn. / Maple Lake HS




Sophomore / Finance



P



Throws: L



2024:

Category	Season High (Last)	Career High (Last)
Innings	-	-
Strikeouts	-	-
Wins	-	-

## CAREER STATS

Year	ERA	W	L	App	GS	CG	SHO	CBO	SV	IP	H	R	ER	BB	SO	2B	3B	HR	BF	B/Avg	WP	HBP	BK	SFA	SHA
2023	7.54	0	0	6	0	0	0	0	0	13.0	22	14	14	6	6	4	0	3	65	.393	1	0	0	2	1
2024	0.00	0	0	0	0	0	0	0	0	0.0	0	0	0	0	0	0	0	0	0	.000	0	0	0	0	0
<b>TOTAL</b>	<b>7.54</b>	<b>0</b>	<b>0</b>	<b>6</b>	<b>0</b>	<b>0</b>	<b>0</b>	<b>0</b>	<b>0</b>	<b>13.0</b>	<b>22</b>	<b>14</b>	<b>14</b>	<b>6</b>	<b>6</b>	<b>4</b>	<b>0</b>	<b>3</b>	<b>65</b>	<b>.393</b>	<b>1</b>	<b>0</b>	<b>0</b>	<b>2</b>	<b>1</b>

2024 KENTUCKY SOFTBALL | 2024 SEC TOURNAMENT

# #7 Ally Hutchins



Paducah, Ky. / McCracken County HS





Freshman



UTL



Bats: L / Throws: R



**2024:**

- \* Game-winning walk-off hit vs. Stanford as Kentucky beat the No. 3 Cardinal in extra innings
- \* Has garnered the nickname “Hutch Is Clutch” or “Clutch Hutch” for her knack of getting a key hit late in games
- \* HR’s vs. Tennessee off of Karlyn Pickens and Peyton Gotshall in games two and three
- \* First-career HR vs. Akron on Feb. 24
- \* Has hit in the 1, 2, 3 and 4 hole in the order so far this season

Category	Season High (Last)	Career High (Last)
At-Bats	5 vs. North Carolina (2/15/24)	5 vs. North Carolina (2/15/24)
Runs	2, twice, last at USC Upstate (2/25/24)	2, twice, last at USC Upstate (2/25/24)
Hits	2, five times, last vs. LSU (3/9/24)	2, five times, last vs. LSU (3/9/24)
RBI	3 vs. Tennessee (5/3/24)	3 vs. Tennessee (5/3/24)
Walks	2, five times, last at Western Kentucky (4/17/24)	2, five times, last at Western Kentucky (4/17/24)
Stolen Bases	1 vs. Lipscomb (3/13/24)	1 vs. Lipscomb (3/13/24)
Hitting Streak (current)	4 games (2)	4 games (2024)

## CAREER STATS

Year	AVG	GP	GS	AB	R	H	2B	3B	HR	RBI	TB	SLG%	BB	HBP	SO	GDP	OB%	SF	SH	SB	ATT	PO	A	E	FLD%
2024	.252	50	40	123	18	31	3	1	6	24	54	.439	18	1	31	0	.350	1	3	1	1	3	1	0	1.000
<b>TOTAL</b>	<b>.252</b>	<b>50</b>	<b>40</b>	<b>123</b>	<b>18</b>	<b>31</b>	<b>3</b>	<b>1</b>	<b>6</b>	<b>24</b>	<b>54</b>	<b>.439</b>	<b>18</b>	<b>1</b>	<b>31</b>	<b>0</b>	<b>.350</b>	<b>1</b>	<b>3</b>	<b>1</b>	<b>1</b>	<b>3</b>	<b>1</b>	<b>0</b>	<b>1.000</b>



2024 KENTUCKY SOFTBALL | 2024 SEC TOURNAMENT

# #8 Delani Sullivan



Georgetown, Ky. / Grand Crossing HS




Freshman



OF



Bats: L/ Throws: R



**2024:**

- \* Stole third in the international tiebreak vs. Minnesota and scored the game-winning run on the next sequence
- \* Sister of UK's Kennedy Sullivan (2021-23), and takes over her #8, as well
- \* Elite centerfielder and will be used as a defensive sub in certain situations that call for defensive priority

Category	Season High (Last)	Career High (Last)
At-Bats	3 vs. LSU (3/10/24)	3 vs. LSU (3/10/24)
Runs	1, 11 times, last vs. Western Kentucky (4/17/24)	1, 11 times, last vs. Western Kentucky (4/17/24)
Hits	1 vs. Monmouth (2/24/24)	1 vs. Monmouth (2/24/24)
RBI	-	-
Walks	-	-
Stolen Bases	1, three times, last vs. Western Kentucky (4/17/24)	1, three times, last vs. Western Kentucky (4/17/24)
Hitting Streak (current)	1 game (0)	1 game (2024)

## CAREER STATS

Year	AVG	GP	GS	AB	R	H	2B	3B	HR	RBI	TB	SLG%	BB	HBP	SO	GDP	OB%	SF	SH	SB	ATT	PO	A	E	FLD%
2024	.083	40	2	12	13	1	1	0	0	0	2	.167	0	0	4	0	.083	0	1	4	4	18	0	1	.947
TOTAL	.083	40	2	12	13	1	1	0	0	0	2	.167	0	0	4	0	.083	0	1	4	4	18	0	1	.947

2024 KENTUCKY SOFTBALL | 2024 SEC TOURNAMENT

# #9 Jaden Vickers



Crystal River, Florida / Rutgers




5th Year Grad Student



LHP



Bats: L / Throws: L



**2024:**

- \* Transferred in from Rutgers this offseason
- \* Started and pitched a complete game win vs. #3 Stanford on Opening Day with 7.0 IP, 1R, 2H, 3K
- \* Picked up first-career SEC win at Auburn in a relief effort, shutting out the Tigers in the final 3.1 innings of a rain delayed game
- \* Got an RBI in her first-career UK at bat on Senior Weekend vs. South Carolina and then scored the game-winning run in the bottom of the sixth inning on Senior Day in her second-career UK at bat thanks to an error by the Gamecocks.
- \* Career-high 12 K's vs. Akron on Feb. 23
- \* Three complete-game wins

Category	Season High (Last)	Career High (Last)
At-Bats	-	-
Runs	-	-
Hits	-	-
RBI	-	-
Walks	-	-
Stolen Bases	-	-
Hitting Streak (current)	-	-
Innings	7.0, three times, last vs. LSU (3/9/24)	7.0, three times, last vs. LSU (3/9/24)
Strikeouts	12 vs. Akron (2/23/24)	12 vs. Akron (2/23/24)
Wins	6	6 (2024)

## KENTUCKY CAREER STATS

Year	ERA	W	L	App	GS	CG	SHO	CBO	SV	IP	H	R	ER	BB	SO	2B	3B	HR	BF	B/Avg	WP	HBP	BK	SFA	SHA
2024	5.11	6	7	24	15	4	1	0	0	72.2	80	62	53	34	64	13	2	14	346	.271	2	14	0	0	3
<b>TOTAL</b>	<b>5.11</b>	<b>6</b>	<b>7</b>	<b>24</b>	<b>15</b>	<b>4</b>	<b>1</b>	<b>0</b>	<b>0</b>	<b>72.2</b>	<b>80</b>	<b>62</b>	<b>53</b>	<b>34</b>	<b>64</b>	<b>13</b>	<b>2</b>	<b>14</b>	<b>346</b>	<b>.271</b>	<b>2</b>	<b>14</b>	<b>0</b>	<b>0</b>	<b>3</b>
Year	AVG	GP	GS	AB	R	H	2B	3B	HR	RBI	TB	SLG%	BB	HBP	SO	GDP	OB%	SF	SH	SB	ATT	PO	A	E	FLD%
2024	.000	23	15	3	1	0	0	0	0	1	0	.000	1	0	0	0	.250	0	1	0	0	2	6	2	.800
<b>TOTAL</b>	<b>.000</b>	<b>23</b>	<b>15</b>	<b>3</b>	<b>1</b>	<b>0</b>	<b>0</b>	<b>0</b>	<b>0</b>	<b>1</b>	<b>0</b>	<b>.000</b>	<b>1</b>	<b>0</b>	<b>0</b>	<b>0</b>	<b>.250</b>	<b>0</b>	<b>1</b>	<b>0</b>	<b>0</b>	<b>2</b>	<b>6</b>	<b>2</b>	<b>.800</b>

2024 KENTUCKY SOFTBALL | 2024 SEC TOURNAMENT

# #10 Jenna Blanton



Chapel Hill, Tennessee / Forrest HS



RS-Sophomore / STEM Education



OF



Bats: L / Throws: R



**2024:**

- \* Missed the 2022 season (Medical Redshirt) after having Tommy John surgery
- \* Game-saving HR robbery of a catch vs. Minnesota in the bottom of the sixth to make it a 2-2 game going to the seventh inning
- \* Career-high five-game hitting streak in March
- \* Slapper who can create havoc with her speed

Category	Season High (Last)	Career High (Last)
At-Bats	4 vs. Ohio State (3/17/24)	4, three times, last vs. Ohio State (3/17/24)
Runs	2 at Lipscomb (3/13/24)	3 vs. South Dakota (2/18/23)
Hits	2, four times, last vs. Florida (3/22/24)	3, three times, last vs. Bellarmine (4/12/23)
RBI	1, twice, last vs. Columbia (3/16/24)	4 vs. Bellarmine (4/12/23)
Walks	1, twice, last vs. Minnesota (2/11/24)	1, four times, last vs. Minnesota (2/11/24)
Stolen Bases	1, five times, last vs. Georgia (4/12/24)	1, 12 times, last vs. Georgia (4/12/24)
Hitting Streak (current)	5 games (1)	5 games (CURRENT)

## CAREER STATS

Year	AVG	GP	GS	AB	R	H	2B	3B	HR	RBI	TB	SLG%	BB	HBP	SO	GDP	OB%	SF	SH	SB	ATT	PO	A	E	FLD%
2022	REDSHIRT YEAR																								
2023	.253	54	40	91	16	23	0	0	1	7	26	.286	2	0	8	0	.269	0	4	4	5	74	1	1	.987
2024	.328	51	35	64	14	21	2	0	0	2	23	.359	2	0	12	0	.348	0	2	5	5	42	0	0	1.000
<b>TOTAL</b>	<b>.284</b>	<b>105</b>	<b>75</b>	<b>155</b>	<b>30</b>	<b>44</b>	<b>2</b>	<b>0</b>	<b>1</b>	<b>9</b>	<b>49</b>	<b>.316</b>	<b>4</b>	<b>0</b>	<b>20</b>	<b>0</b>	<b>.302</b>	<b>0</b>	<b>6</b>	<b>9</b>	<b>10</b>	<b>116</b>	<b>1</b>	<b>1</b>	<b>.992</b>

2024 KENTUCKY SOFTBALL | 2024 SEC TOURNAMENT

# #11 Vanessa Nesby



Corona, California / Santiago HS




Senior / Marketing & Management



OF



Bats: L / Throws: R



**2024:**

- \* Moved to three-hole batter after terrific Senior Weekend vs. South Carolina. Was there for all 3 games of the Tennessee series
- \* Go-ahead double on Senior Day vs. South Carolina in her first SEC hit since March 30. Led to a three-hit weekend as she was UK's leading offensive player vs. the Gamecocks, hitting .444 for the series with three hits.
- \* Grandparents had team over to their house in San Diego for dinner when team arrived in SD on Feb. 7
- \* Often will be subbed for defensive purposes in LF with her speed and athleticism if not in the original hitting lineup

Category	Season High (Last)	Career High (Last)
At-Bats	5, twice, last vs. Tennessee (5/4/24)	5, three times, last vs. Tennessee (5/4/24)
Runs	2, twice, last vs. Monmouth (2/24/24)	2, 10 times, last vs. Monmouth (2/24/24)
Hits	3 vs. North Carolina (2/15/24)	3, four times, last vs. North Carolina (2/15/24)
RBI	1, five times, last vs. South Carolina (4/27/24)	2, twice, last vs. Georgia (4/2/23)
Walks	1, six times, last vs. Georgia (4/14/24)	1, 17 times, last vs. Georgia (4/14/24)
Stolen Bases	1, five times, last vs. South Carolina (4/28/24)	2 vs. Mississippi State (5/1/22)
Hitting Streak (current)	3 games (1)	9 games (2023)

## CAREER STATS

Year	AVG	GP	GS	AB	R	H	2B	3B	HR	RBI	TB	SLG%	BB	HBP	SO	GDP	OB%	SF	SH	SB	ATT	PO	A	E	FLD%
2021	.286	35	0	7	14	2	1	1	0	1	5	.714	0	0	2	0	.286	0	0	2	2	4	0	2	.667
2022	.556	44	10	27	17	15	0	0	0	1	15	.556	3	0	3	0	.600	0	0	4	4	26	0	0	1.000
2023	.362	54	40	130	35	47	1	1	0	6	50	.385	6	0	15	0	.390	0	3	12	14	84	5	3	.967
2024	.263	47	25	80	13	21	2	0	0	5	23	.288	6	0	9	0	.314	0	4	5	5	50	2	4	.929
<b>TOTAL</b>	<b>.348</b>	<b>180</b>	<b>75</b>	<b>244</b>	<b>79</b>	<b>85</b>	<b>4</b>	<b>2</b>	<b>0</b>	<b>13</b>	<b>93</b>	<b>.381</b>	<b>15</b>	<b>0</b>	<b>29</b>	<b>0</b>	<b>.386</b>	<b>0</b>	<b>7</b>	<b>23</b>	<b>25</b>	<b>164</b>	<b>7</b>	<b>9</b>	<b>.950</b>



2024 KENTUCKY SOFTBALL | 2024 SEC TOURNAMENT



# #12 Margaret Tobias



Urbandale, Iowa / Dowling Catholic HS



Junior / Accounting



2B



Bats: L / Throws: R



**2024:**

- \* Teammates with Caitlin Clark (Iowa) in high school basketball for Dowling Catholic HS, remains close friends with her today
- \* Injured her arm on a HBP in game two vs. Tennessee (May 3). Will wear precautionary wrapping, but cleared to play
- \* Slapper
- \* Was on base for Erin Coffel's record-breaking 62nd-career HR
- \* Two hits in game vs. San Diego State, her 11th multi-hit game of her career
- \* Very popular figure in the UK clubhouse
- \* Improved her defense vastly in her time as a collegiate player

Category	Season High (Last)	Career High (Last)
At-Bats	3, eight times, last vs. South Carolina (4/28/24)	4, twice, last at Mississippi State (4/30/23)
Runs	2, twice, last vs. Texas A&M (4/6/24)	2, four times, last vs. Texas A&M (4/6/24)
Hits	2, five times, last vs. Marshall (3/20/24)	2, 14 times, last vs. Marshall (3/20/24)
RBI	2 vs. North Carolina (2/15/24)	2 vs. North Carolina (2/15/24)
Walks	1, three times, last vs. Texas A&M (4/7/24)	2 vs. Mississippi State (4/29/23)
Stolen Bases	1 vs. USC Upstate (2/25/24)	1, seven times, last at USC Upstate (2/24/24)
Hitting Streak (current)	3 games (0)	5 games (2023)

## CAREER STATS

Year	AVG	GP	GS	AB	R	H	2B	3B	HR	RBI	TB	SLG%	BB	HBP	SO	GDP	OB%	SF	SH	SB	ATT	PO	A	E	FLD%
2022	.239	40	13	46	13	11	0	0	0	1	11	.239	1	0	8	0	.255	0	0	1	3	20	27	3	.940
2023	.316	54	54	114	18	36	0	1	0	4	38	.333	7	2	27	0	.366	0	6	6	7	86	67	4	.975
2024	.284	48	44	88	17	25	1	0	0	4	26	.295	3	4	11	0	.337	0	0	1	2	63	59	5	.961
<b>TOTAL</b>	<b>.290</b>	<b>142</b>	<b>111</b>	<b>248</b>	<b>48</b>	<b>72</b>	<b>1</b>	<b>1</b>	<b>0</b>	<b>9</b>	<b>75</b>	<b>.302</b>	<b>11</b>	<b>6</b>	<b>46</b>	<b>0</b>	<b>.336</b>	<b>0</b>	<b>6</b>	<b>8</b>	<b>12</b>	<b>169</b>	<b>153</b>	<b>12</b>	<b>.964</b>



# #16 Camryn Lookadoo



Georgetown, Ky. / Great Crossing HS



Freshman



UTL



Bats: R / Throws: R



2024:

\* Made her SEC debut in games 2 and 3 vs. Tennessee at second base

Category	Season High (Last)	Career High (Last)
At-Bats	1 vs. Akron (2/23/24)	1 vs. Akron (2/23/24)
Runs	-	-
Hits	-	-
RBI	-	-
Walks	-	-
Stolen Bases	-	-
Hitting Streak (current)	-	-

## CAREER STATS

Year	AVG	GP	GS	AB	R	H	2B	3B	HR	RBI	TB	SLG%	BB	HBP	SO	GDP	OB%	SF	SH	SB	ATT	PO	A	E	FLD%
2024	.000	6	0	5	2	0	0	0	0	0	0	.000	0	0	2	0	.000	0	0	0	0	2	3	0	1.000
TOTAL	.000	6	0	5	2	0	0	0	0	0	0	.000	0	0	2	0	.000	0	0	0	0	2	3	0	1.000

# 2024 KENTUCKY SOFTBALL | 2024 SEC TOURNAMENT

## #19 Rylea Smith



St. Louis, Missouri / Parkway North HS



Fifth Year Senior / Liberal Studies



OF



Bats: L / Throws: R



- SEC Newcomer of the Week (3/30/21)
- SEC All-Newcomer Team (2021)
- SEC All-Defensive Team (2022)
- SEC Player of the Week (April 16, 2024)

### 2024:

- \* SEC Player of the Week (4/16/24) ... Went 8-for-12 against Georgia with 2 RBI and a double
- \* Has hits in 13 of the last 16 games, with seven multi-hit games thrown in and three of those being 3+ hit games
- \* Fifth-career HR in opening game vs. UC Santa Barbara
- \* Walk-off double vs. #13 Alabama on March 30 in eighth inning of the rubber match
- \* Went 4-for-4 vs. Marshall, just a HR shy of the first cycle in UK Softball history
- \* Scored game-winning run in extra innings as UK beat #3 Stanford for a second time with Ni'jaree Canday pitching
- \* Walk-off HR vs. Minnesota
- \* Missed games vs. Fordham and UNCW due to illness
- \* Career-high tying 4 hits vs. USC Upstate on 2/25.

Category	Season High (Last)	Career High (Last)
At-Bats	5, three times, last vs. Tennessee (5/4/24)	5, nine times, last vs. Tennessee (5/4/24)
Runs	2, seven times, last vs. Georgia (4/14/24)	4, twice, last vs. Marshall (3/11/20)
Hits	4, twice, last vs. Georgia (4/14/24)	4, three times, last vs. Georgia (4/14/24)
Walks	1, 10 times, last vs. Auburn (4/20/24)	2, twice, last at ECU (4/20/22)
Stolen Bases	2 vs. Georgia (4/12/24)	2, twice, last vs. Georgia (4/12/24)
Hitting Streak (current)	7 games (5)	12 games (2020)

### CAREER STATS

Year	AVG	GP	GS	AB	R	H	2B	3B	HR	RBI	TB	SLG%	BB	HBP	SO	GDP	OB%	SF	SH	SB	ATT	PO	A	E	FLD%
2020	.420	24	24	88	29	37	6	1	0	30	45	.511	2	0	12	1	.424	2	0	7	8	12	0	4	.750
2021	.308	52	45	133	35	41	5	0	3	17	55	.414	12	0	21	0	.366	0	0	1	2	29	1	1	.968
2022	.310	52	47	129	26	40	4	0	0	10	44	.341	8	0	16	0	.348	1	5	2	5	34	1	1	.972
2023	.279	49	41	129	19	36	2	2	1	24	45	.349	3	1	22	1	.299	1	1	4	4	39	3	4	.913
2024	.378	49	49	164	27	62	9	5	4	24	93	.567	10	0	20	0	.411	1	1	11	11	60	2	5	.925
<b>TOTAL</b>	<b>.336</b>	<b>226</b>	<b>206</b>	<b>643</b>	<b>136</b>	<b>216</b>	<b>26</b>	<b>8</b>	<b>8</b>	<b>105</b>	<b>282</b>	<b>.439</b>	<b>35</b>	<b>1</b>	<b>91</b>	<b>2</b>	<b>.368</b>	<b>5</b>	<b>7</b>	<b>25</b>	<b>30</b>	<b>174</b>	<b>7</b>	<b>15</b>	<b>.923</b>

2024 KENTUCKY SOFTBALL | 2024 SEC TOURNAMENT



# #20 Erica Thulen



Erie, Illinois / Erie-Prophetstown HS




Senior / Marketing & Management



INF



Bats: R / Throws: R



**2024:**

- \* One of UK's top pinch runners
- \* Hit her first-career HR off of Karlyn Pickens in game 3 vs. Tennessee, a two-run HR to make the score 7-6 in the fifth inning
- \* Hits against Lipscomb, Alabama and Tennessee this season
- \* First-career start vs. South Carolina on Senior Day, where she was the DP

Category	Season High (Last)	Career High (Last)
At-Bats	1, 16 times, last vs. Tennessee (5/4/24)	1, 32 times, last vs. Tennessee (5/4/24)
Runs	1 vs. Tennessee (5/4/24)	1, 26 times, last vs. Tennessee (5/4/23)
Hits	1, four times, last vs. Tennessee (5/4/24)	1, nine times, last vs. Tennessee (5/4/24)
RBI	2 vs. Tennessee (5/4/24)	2, twice, last vs. Tennessee (5/4/24)
Walks	-	2 vs. NC Central (2/20/21)
Stolen Bases	-	1, three times, last vs. Texas A&M (5/1/21)
Hitting Streak (current)	3 (3*)	3 games (CURRENT)


## CAREER STATS

Year	AVG	GP	GS	AB	R	H	2B	3B	HR	RBI	TB	SLG%	BB	HBP	SO	GDP	OB%	SF	SH	SB	ATT	PO	A	E	FLD%
2021	.000	24	0	2	11	0	0	0	0	1	0	.000	2	0	1	0	.500	0	0	3	3	0	0	0	.000
2022	.667	21	0	3	10	2	1	0	0	0	3	1.000	0	0	1	0	.667	0	0	0	0	0	0	0	.000
2023	.273	23	0	11	4	3	1	0	0	3	4	.364	0	0	4	0	.273	0	0	0	0	0	0	0	.000
2024	.313	19	1	16	1	5	1	0	1	2	9	.563	1	1	1	0	.389	0	0	0	0	0	0	1	.000
<b>TOTAL</b>	<b>.313</b>	<b>87</b>	<b>1</b>	<b>32</b>	<b>26</b>	<b>10</b>	<b>3</b>	<b>0</b>	<b>1</b>	<b>6</b>	<b>16</b>	<b>.500</b>	<b>3</b>	<b>1</b>	<b>7</b>	<b>0</b>	<b>.389</b>	<b>0</b>	<b>0</b>	<b>3</b>	<b>3</b>	<b>0</b>	<b>0</b>	<b>1</b>	<b>.000</b>



# 2024 KENTUCKY SOFTBALL | 2024 SEC TOURNAMENT

## #21 Erin Coffel



**Bremen, Indiana / Bremen HS**



**Senior / Kinesiology**



**SS**



**Bats: R / Throws: R**



- 2024 Preseason All-SEC
- 2023 NFCA All-America
- 2023 First Team All-SEC
- 2023 NFCA All-Region (SS)
- 2023 USA Softball Top-30 Watch List for Player of the Year
- NFCA National Player of the Week (3/13/23)
- SEC Player of the Week (3/13/23)
- 2023 Preseason All-SEC
- 2022 First Team All-SEC
- 2022 SEC Player of the Week (Week 2)
- 2022 SEC Player of the Week (Week 10)
- 2022 NFCA National Player of the Week (Week 10)
- 2022 USA Softball National Player of the Year finalist
- 2022 Preseason All-SEC
- 2021 NFCA Second Team All-Region (SS)
- 2021 Second Team All-SEC
- 2021 SEC All-Freshman Team
- 2021 Week 1 D1 Softball National Freshman of the Week
- 2021 Week 2 SEC Freshman of the Week
- 2021 Week 12 SEC Freshman of the Week

**2024:**

- \* Broke the school HR record with her 62nd-career HR on March 3 vs. UNCW
- \* Selected for Team USA in the Japan series this summer. She will be playing alongside former teammate Kayla Kowalik and coached by her head coach, Rachel Lawson, who is a Team USA assistant this summer
- \* Broke the RBI record at UK with a three-run HR vs. Marshall on March 20
- \* Reached base safely in every game this season but three
- \* Led the country in on-base percentage in 2023, and had it by over 30 percentage points at (.639). The second highest was Skylar Wallace (.595).
- \* Was voted a finalist for USA Softball National Player of the Year
- \* Her 19 HR's in 2023 set a new UK record for most HR's in a junior season
- \* Played in the fall at the 2023 PanAm Games as the only active collegiate athlete on the team for Team USA

Category	Season High (Last)	Career High (Last)
At-Bats	4, 10 times, last vs. Tennessee (5/4/24)	5, four times, last at Bellarmine (4/12/23)
Runs	3 at USC Upstate (2/25/24)	4 vs. Texas A&M (3/25/23)
Hits	2, 11 times, last vs. Alabama (3/30/24)	4, twice, last at Arkansas (4/16/22)
RBI	4 vs. UNCW (3/2/24)	7 vs. Miami (OH) (3/21/22) (UK record)
Walks	3 vs. LSU (3/9/24)	4 vs. Ole Miss (4/8/23)
Stolen Bases	2 vs. Akron (2/24/24)	2, twice, last vs. Akron (2/24/24)
Hitting Streak (current)	5 games (1)	10 games (2021, 2022)

### CAREER STATS

Year	AVG	GP	GS	AB	R	H	2B	3B	HR	RBI	TB	SLG%	BB	HBP	SO	GDP	OB%	SF	SH	SB	ATT	PO	A	E	FLD%
2021	.337	59	59	178	47	60	8	1	16	56	118	.663	24	15	31	1	.450	3	3	4	6	74	131	17	.923
2022	.423	56	53	163	44	69	11	1	20	68	142	.871	20	3	17	0	.482	5	0	6	9	78	106	12	.939
2023	.440	54	54	125	60	55	10	0	19	55	122	.976	64	5	15	0	.629	3	0	3	3	65	80	8	.948
2024	.336	51	51	134	36	45	12	0	13	33	96	.716	44	15	11	0	.539	0	0	6	9	80	64	7	.954
<b>TOTAL</b>	<b>.382</b>	<b>220</b>	<b>217</b>	<b>600</b>	<b>187</b>	<b>229</b>	<b>41</b>	<b>2</b>	<b>68</b>	<b>212</b>	<b>478</b>	<b>.797</b>	<b>152</b>	<b>38</b>	<b>74</b>	<b>1</b>	<b>.523</b>	<b>11</b>	<b>3</b>	<b>19</b>	<b>27</b>	<b>297</b>	<b>381</b>	<b>44</b>	<b>.939</b>

2024 KENTUCKY SOFTBALL | 2024 SEC TOURNAMENT



# #22 Cassie Reasner



Harvest, Ala. / Sparkman HS




Freshman



INF



Bats: R / Throws: R



**2024:**

\* First-career double vs. UNCW on March 2, as it was also her first-career hit

\* Elite second baseman and shortstop - can play either

\* Game-tying double in bottom of the sixth vs. Dayton, and then scored the winning run on the next play of the game

Category	Season High (Last)	Career High (Last)
At-Bats	4 vs. Alabama (3/30/24)	4 vs. Alabama (3/30/24)
Runs	1, three times, last vs. Alabama (3/20/24)	1, three times, last vs. Alabama (3/20/24)
Hits	1, four times, last vs. Alabama (3/30/24)	1, four times, last vs. Alabama (3/30/24)
RBI	2 vs. Dayton (3/26/24)	2 vs. Dayton (3/26/24)
Walks	-	-
Stolen Bases	-	-
Hitting Streak (current)	1 (0)	1 (2024)

## CAREER STATS

Year	AVG	GP	GS	AB	R	H	2B	3B	HR	RBI	TB	SLG%	BB	HBP	SO	GDP	OB%	SF	SH	SB	ATT	PO	A	E	FLD%
2024	.148	24	7	27	3	4	3	0	0	3	7	.259	0	0	5	0	.143	1	0	0	0	20	10	2	.938
<b>TOTAL</b>	<b>.148</b>	<b>24</b>	<b>7</b>	<b>27</b>	<b>3</b>	<b>4</b>	<b>3</b>	<b>0</b>	<b>0</b>	<b>3</b>	<b>7</b>	<b>.259</b>	<b>0</b>	<b>0</b>	<b>5</b>	<b>0</b>	<b>.143</b>	<b>1</b>	<b>0</b>	<b>0</b>	<b>0</b>	<b>20</b>	<b>10</b>	<b>2</b>	<b>.938</b>

# 2024 KENTUCKY SOFTBALL | 2024 SEC TOURNAMENT



## #23 Stephanie Schoonover



Vicksburg, Mississippi / Rehobeth HS



Senior / Kinesiology



P



Throws: R



- SEC Pitcher of the Week (Week 1, Feb. 12)
- 2024 Preseason All-SEC
- 2024 USA Softball Top-50 Watch List for Player of the Year
- NFCA National Pitcher of the Week (3/13/23)
- SEC Pitcher of the Week (3/13/23)
- D1 Softball National Pitcher of the Week (Week 2)
- SEC Pitcher of the Week (Week 2)

### 2024:

- \* Outdualed Ni'jaree Canady in 3-2 extra-inning win over #3 Standord where she allowed 0 ER in eight innings
- \* SEC Pitcher of the Week after going 3-0 with a 0.43 ERA in wins over UCSB, Stanford and Minnesota with 19 strikeouts
- \* 181 pitches in game one win over Alabama with only 2ER and 9 K's
- \* Complete-game shutout vs. Texas A&M on Sunday, April 7
- \* Has passed last season's win total, which was her career high (prev: 12)
- \* Has won four of her last six SEC starts in the circle with 3 as top-15 wins
- \* Missed 15 games, (Entire month of April), with a forearm injury in 2023

Category	Season High (Last)	Career High (Last)
Innings	8.0, twice, last vs. Alabama (3/30/24)	8.0, twice, last vs. Alabama (3/30/24)
Strikeouts	18 vs. North Texas (2/18/23)* School Record	18 vs. North Texas (2/18/23)*
Appearances	33	33 (2024)
Wins	18	18 (2024)

### CAREER STATS

Year	ERA	W	L	APP	GS	CG	SHO	CBO	SV	IP	H	R	ER	BB	SO	2B	3B	HR	BF	B/AVG	WP	HBP	BK	SFA	SHA
2022	5.15	7	5	23	17	4	3	0	0	69.1	63	56	51	51	68	18	0	6	329	.242	3	13	0	2	3
2023	2.01	12	2	27	20	12	8	2	3	114.2	72	36	33	57	160	12	0	9	483	.177	3	10	0	3	7
2024	2.68	18	8	33	22	13	5	0	1	156.2	119	72	60	100	166	17	1	16	709	.213	11	30	0	5	13
<b>TOTAL</b>	<b>2.96</b>	<b>37</b>	<b>15</b>	<b>83</b>	<b>59</b>	<b>29</b>	<b>16</b>	<b>2</b>	<b>4</b>	<b>340.2</b>	<b>254</b>	<b>164</b>	<b>144</b>	<b>208</b>	<b>394</b>	<b>47</b>	<b>1</b>	<b>31</b>	<b>1521</b>	<b>.207</b>	<b>17</b>	<b>53</b>	<b>0</b>	<b>10</b>	<b>23</b>

2024 KENTUCKY SOFTBALL | 2024 SEC TOURNAMENT



# #32 Sydney Langdon



Perry, Ga. / The Westfield School



Freshman



P



Bats: R / Throws: R



- SEC Freshman of the Week (4/23/24)

**2024:**

- \* Started vs. San Diego State for first-career start and pitched a complete game with 0 ER and 10 K's, taking the tough luck loss on a dropped third strike
- \* Complete-game 1-run effort vs. Auburn on April 21 for her first-career SEC win, where she then earned SEC Freshman of the Week honors
- \* Picked up first-career win at USC Upstate on Feb. 25
- \* 15 K's vs. Bellarmine in home opener, most K's in a game for a UK pitcher in over a calendar year and the most K's in a game for a Kentucky freshman since Chanda Bell in 2009.
- \* Dream vacation destination is Paris, France

Category	Season High (Last)	Career High (Last)
At-Bats	-	-
Runs	-	-
Hits	-	-
RBI	-	-
Walks	-	-
Stolen Bases	-	-
Hitting Streak (current)	-	-
Innings	7.0 , three times, last at Auburn (4/21/24)	7.0 , three times, last at Auburn (4/21/24)
Strikeouts	15 vs. Bellarmine (3/6/24)	15 vs. Bellarmine (3/6/24)
Wins	5	5

## CAREER STATS

Year	ERA	W	L	App	GS	CG	SHO	CBO	SV	IP	H	R	ER	BB	SO	2B	3B	HR	BF	B/Avg	WP	HBP	BK	SFA	SHA
2024	4.20	5	5	23	12	4	1	0	1	60.0	53	45	36	44	79	3	3	11	285	.232	10	7	0	4	2
<b>TOTAL</b>	<b>4.20</b>	<b>5</b>	<b>5</b>	<b>23</b>	<b>12</b>	<b>4</b>	<b>1</b>	<b>0</b>	<b>1</b>	<b>60.0</b>	<b>53</b>	<b>45</b>	<b>36</b>	<b>44</b>	<b>79</b>	<b>3</b>	<b>3</b>	<b>11</b>	<b>285</b>	<b>.232</b>	<b>10</b>	<b>7</b>	<b>0</b>	<b>4</b>	<b>2</b>



# 2024 KENTUCKY SOFTBALL | 2024 SEC TOURNAMENT



## #33 Grace Lorsung



New Palestine, Ind. / Indiana University



Senior / Biology



3B



Bats: R / Throws: R

2021 First Team All-Big Ten (Indiana)



### 2024:

- \* Transferred in from Indiana University in 2023, where she was First Team All-Big Ten
- \* Childhood friend with Erin Coffel
- \* UK's co-home run leader with 13; 4 HR's in the last seven games
- \* 4 RBI vs. Western Kentucky on a two-run double and a two-run HR for a new season high in that category
- \* HR vs. Minnesota in bottom of the fifth inning to tie the game at 2-2 to help UK to a 3-2 extra-inning win
- \* Three extra-base hits on opening weekend
- \* UK's second-leading RBI hitter
- \* Two extra-base hits in home opener vs. Bellarmine (2b, 3b)
- \* Going to med school after the season in over

Category	Season High (Last)	Kentucky Career High (Last)
At-Bats	5 vs. USC Upstate (2/25/24)	5 vs. USC Upstate (2/25/24)
Runs	3 vs. Columbia (3/16/24)	3 vs. Columbia (3/16/24)
Hits	3 vs. Columbia (3/16/24)	3, three times, last vs. Columbia (3/16/24)
RBI	4 vs. Western Kentucky (4/17/24)	7 vs. Texas A&M (3/25/23) (UK record)
Walks	2 vs. Alabama (3/28/24)	2, four times, last vs. Alabama (3/28/24)
Stolen Bases	-	-
Hitting Streak (current)	5 (2)	5 games (2023 and 2024)

### KENTUCKY CAREER STATS

Year	AVG	GP	GS	AB	R	H	2B	3B	HR	RBI	TB	SLG%	BB	HBP	SO	GDP	OB%	SF	SH	SB	ATT	PO	A	E	FLD%
2023	.279	54	54	147	18	41	4	1	9	31	74	.503	20	7	26	1	.389	1	4	0	0	35	56	10	.901
2024	.286	51	51	147	28	42	12	2	13	34	97	.660	15	6	26	1	.375	0	0	1	2	45	59	7	.937
<b>TOTAL</b>	<b>.282</b>	<b>105</b>	<b>105</b>	<b>294</b>	<b>46</b>	<b>83</b>	<b>16</b>	<b>3</b>	<b>22</b>	<b>65</b>	<b>171</b>	<b>.582</b>	<b>35</b>	<b>13</b>	<b>52</b>	<b>2</b>	<b>.382</b>	<b>1</b>	<b>4</b>	<b>1</b>	<b>2</b>	<b>80</b>	<b>115</b>	<b>17</b>	<b>.920</b>

# 2024 KENTUCKY SOFTBALL | 2024 SEC TOURNAMENT



## #35 Alexia Lacatena



Stanhope, N.J. / Lenape Valley Regional HS



Junior / Kinesiology



P/3B



Bats: R / Throws: R



- 2022 Olympian for Team Italy

### Stats from the 2022 Olympics

- \* 4 GP (vs. USA, Japan, Mexico and Canada)
- \* 3.62 ERA
- \* 1 game started
- \* 8R, 5ER, 5BB, 7K, 1 save
- \* 9.2 total innings pitched

### 2024:

- \* Save vs. UC Santa Barbara with two K's to end the game on opening day
- \* Compete-game win vs. Columbia for first win of the season
- \* Started UK's win vs. Minnesota, allowing two earned runs on a sunball and going flawless other than that with 1 BB and 2 K's.

Category	Season High (Last)	Career High (Last)
At-Bats	-	3, twice, last vs. Drake (3/4/22)
Runs	-	2 vs. Drake (3/4/22)
Hits	-	2 vs. Drake (3/4/22)
RBI	-	2, twice, last vs. Columbia (2/25/22)
Walks	-	-
Stolen Bases	-	1 vs. LIU (2/25/22)
Hitting Streak (current)	-	3 games (2022)
Innings	5.0 vs. Columbia	8.0 vs. Tennessee (4/14/23)
Strikeouts	4 vs. Columbia	6, five times, last vs. NKU (4/18/23)
Wins	1	11 (2023)

## CAREER STATS

Year	AVG	GP	GS	AB	R	H	2B	3B	HR	RBI	TB	SLG%	BB	HBP	SO	GDP	OB%	SF	SH	SB	ATT	PO	A	E	FLD%
2022	.385	21	12	13	3	5	1	1	0	5	8	.615	0	1	2	0	.429	0	0	1	1	4	8	3	.800
<b>TOTAL</b>	<b>.385</b>	<b>21</b>	<b>12</b>	<b>13</b>	<b>3</b>	<b>5</b>	<b>1</b>	<b>1</b>	<b>0</b>	<b>5</b>	<b>8</b>	<b>.615</b>	<b>0</b>	<b>1</b>	<b>2</b>	<b>0</b>	<b>.429</b>	<b>0</b>	<b>0</b>	<b>1</b>	<b>1</b>	<b>4</b>	<b>8</b>	<b>3</b>	<b>.800</b>
Year	ERA	W	L	App	GS	CG	SHO	CBO	SV	IP	H	R	ER	BB	SO	2B	3B	HR	BF	B/Avg	WP	HBP	BK	SFA	SHA
2022	3.22	8	4	24	9	2	1	1	1	63.0	71	32	29	14	41	18	2	10	280	.277	2	5	0	3	2
2023	3.72	11	7	27	14	3	2	2	0	94.0	105	60	50	24	66	18	1	20	414	.281	3	6	0	6	4
2024	5.03	1	1	19	2	1	0	0	1	47.1	62	35	34	12	28	7	0	14	220	.308	2	3	0	4	0
<b>TOTAL</b>	<b>3.87</b>	<b>20</b>	<b>12</b>	<b>70</b>	<b>25</b>	<b>6</b>	<b>3</b>	<b>3</b>	<b>2</b>	<b>204.1</b>	<b>238</b>	<b>127</b>	<b>113</b>	<b>50</b>	<b>135</b>	<b>43</b>	<b>3</b>	<b>44</b>	<b>914</b>	<b>.286</b>	<b>7</b>	<b>14</b>	<b>0</b>	<b>13</b>	<b>6</b>

2024 KENTUCKY SOFTBALL | 2024 SEC TOURNAMENT



# #37 Peyton Plotts



Lexington, Ky. / **Tates Creek HS**



**Freshman**



**UTL**



**Bats: R / Throws: R**



**2024:**

- \* One of UK's most purely strong players, even as a freshman, bench presses and power cleans over 145lbs
- \* 8 HR's on the season
- \* Grew up in Lexington, Kentucky ... Parents are both former UK athletes (volleyball and baseball players)
- \* Go-ahead HR vs. Auburn on April 20 out of a rain delay to make an 0-2 deficit a 3-0 lead in a game UK went on to win, 5-2
- \* Three pinch-hit AB's on opening weekend, including a walk vs. UC Santa Barbara

Category	Season High (Last)	Career High (Last)
At-Bats	4, five times, last at Auburn (4/20/24)	4, five times, last at Auburn (4/20/24)
Runs	1, 15 times, last vs. Tennessee (5/4/24)	1, 15 times, last vs. Tennessee (5/4/24)
Hits	2, six times, last vs. South Carolina (4/26/24)	2, six times, last vs. South Carolina (4/26/24)
RBI	3 at Auburn (4/20/24)	3 at Auburn (4/20/24)
Walks	2 vs. Alabama (3/28/24)	2 vs. Alabama (3/28/24)
Stolen Bases	-	-
Hitting Streak (current)	7 games (1)	7 games (2024)

## CAREER STATS

Year	AVG	GP	GS	AB	R	H	2B	3B	HR	RBI	TB	SLG%	BB	HBP	SO	GDP	OB%	SF	SH	SB	ATT	PO	A	E	FLD%
2024	.306	46	23	98	15	30	4	1	8	25	60	.612	13	1	29	0	.389	1	0	0	0	16	0	0	1.000
<b>TOTAL</b>	<b>.306</b>	<b>46</b>	<b>23</b>	<b>98</b>	<b>15</b>	<b>30</b>	<b>4</b>	<b>1</b>	<b>8</b>	<b>25</b>	<b>60</b>	<b>.612</b>	<b>13</b>	<b>1</b>	<b>29</b>	<b>0</b>	<b>.389</b>	<b>1</b>	<b>0</b>	<b>0</b>	<b>0</b>	<b>16</b>	<b>0</b>	<b>0</b>	<b>1.000</b>

2024 KENTUCKY SOFTBALL | 2024 SEC TOURNAMENT



# #64 Ella Emmert



Lexington, Ky. / Lexington Catholic HS



Sophomore / Human Health Science



C



Bats: R / Throws: R



Team Captain

**2024:**

- \* Has worked her way into the starting catching rotation for 2024 and voted by her teammates as a captain for the season
- \* Over 100k followers on TikTok and over 5.8 million likes on her videos
- \* Team captain
- \* Worked a 14-pitch at bat resulting in her first-career hit vs. #3 Stanford to move the eventual game-winning run into scoring position for Vanessa Nesby to knock her in and win the game.
- \* RBI double, first of her career, vs. Columbia and just missed a HR

Category	Season High (Last)	Career High (Last)
At-Bats	2, twice, last at Charlotte (3/2/24)	2, twice, last at Charlotte (3/2/24)
Runs	-	-
Hits	1, twice, last vs. Columbia (3/17/24)	1, twice, last vs. Columbia (3/17/24)
RBI	2 vs. Columbia (3/17/24)	2 vs. Columbia (3/17/24)
Walks	2 vs. Columbia (3/17/24)	2 vs. Columbia (3/17/24)
Stolen Bases	-	-
Hitting Streak (current)	1 (0)	1 game (2024)

## CAREER STATS

Year	AVG	GP	GS	AB	R	H	2B	3B	HR	RBI	TB	SLG%	BB	HBP	SO	GDP	OB%	SF	SH	SB	ATT	PO	A	E	FLD%
2023	.000	2	0	2	0	0	0	0	0	0	0	.000	0	0	1	0	.000	0	0	0	0	0	0	0	.000
2024	.286	11	7	7	1	2	1	0	0	3	3	.429	5	1	2	0	.571	1	0	0	0	32	0	0	1.000
<b>TOTAL</b>	<b>.222</b>	<b>13</b>	<b>7</b>	<b>9</b>	<b>1</b>	<b>2</b>	<b>1</b>	<b>0</b>	<b>0</b>	<b>3</b>	<b>3</b>	<b>.333</b>	<b>5</b>	<b>1</b>	<b>3</b>	<b>0</b>	<b>.500</b>	<b>1</b>	<b>0</b>	<b>0</b>	<b>0</b>	<b>32</b>	<b>0</b>	<b>0</b>	<b>1.000</b>



# 2024 KENTUCKY SOFTBALL | 2024 SEC TOURNAMENT



## #77 Meeko Harrison



Fontana, California / Etiwanda HS




Senior / Health Promotion



INF



Bats: L / Throws: R



### 2024:

- \* Defensively, will play 1B
- \* Has pop to her bat. Played well last season
- \* HR vs. Columbia for second hit of the season

Category	Season High (Last)	Career High (Last)
At-Bats	3 vs. Wisconsin (2/15/24)	4, nine times, last vs. Mississippi State (4/30/23)
Runs	-	2 vs. UC Santa Barbara (2/18/22)
Hits	1, twice, last vs. Columbia (3/17/24)	3 vs. Mizzou (3/12/23)
RBI	1, twice, last vs. Columbia (3/17/24)	3 vs. Mississippi State (4/29/23)
Walks	1 vs. UC Santa Barbara (2/9/24)	2, twice, last at NKU (4/18/23)
Stolen Bases	-	-
Hitting Streak (current)	1 game (1)	4 (2023)

### CAREER STATS

Year	AVG	GP	GS	AB	R	H	2B	3B	HR	RBI	TB	SLG%	BB	HBP	SO	GDP	OB%	SF	SH	SB	ATT	PO	A	E	FLD%
2021	.200	6	0	5	1	1	0	0	1	2	4	.800	1	0	3	0	.333	0	0	0	0	2	0	0	1.000
2022	.277	40	16	65	8	18	2	0	3	18	29	.446	7	2	12	0	.365	0	0	0	0	109	3	0	1.000
2023	.231	53	49	108	9	25	3	1	1	18	33	.306	10	3	25	0	.309	2	2	2	2	168	3	4	.977
2024	.083	24	7	24	1	2	0	0	1	2	5	.208	2	1	8	0	.185	0	2	0	0	34	1	0	1.000
<b>TOTAL</b>	<b>.228</b>	<b>123</b>	<b>72</b>	<b>202</b>	<b>19</b>	<b>46</b>	<b>5</b>	<b>1</b>	<b>6</b>	<b>40</b>	<b>71</b>	<b>.351</b>	<b>20</b>	<b>6</b>	<b>48</b>	<b>0</b>	<b>.313</b>	<b>2</b>	<b>4</b>	<b>2</b>	<b>2</b>	<b>313</b>	<b>7</b>	<b>4</b>	<b>.988</b>

# 2024 KENTUCKY SOFTBALL | 2024 SEC TOURNAMENT



# #88 Lauryn Borzilleri



Riverside, Calif. / King HS




Sophomore / Communication



1B



Bats: R / Throws: R



**2024:**

- \* Will start games as first baseman
- \* Hit first-career HR in game vs. Fordham
- \* 3 HR's in series vs. Texas A&M, including her first-ever multi-HR game on April 6
- \* Went 3-for-3 vs. Tennessee in game 1 with a HR off of Karlyn Pickens that knocked her out of that game in the 3rd inning
- \* Great eye at the plate, draws a lot of walks, even in critical situations
- \* First-career multi-hit game vs. Monmouth on Feb. 24

Category	Season High (Last)	Career High (Last)
At-Bats	4, five times, last vs. Tennessee (5/4/24)	4, five times, last vs. Tennessee (5/4/24)
Runs	2 vs. Texas A&M (4/6/24)	2 , twice, last vs. Texas A&M (4/6/24)
Hits	3, twice, last vs. Tennessee (5/4/24)	3, twice, last vs. Tennessee (5/4/24)
RBI	5 vs. Lipscomb (3/13/24)	3 vs. Fordham (3/3/24)
Walks	1, 16 times, last vs. Western Kentucky (4/17/24)	1, 22 times, last vs. Western Kentucky (4/17/24)
Stolen Bases	-	-
Hitting Streak (current)	3 games (1)	3 games (2024)

## CAREER STATS

Year	AVG	GP	GS	AB	R	H	2B	3B	HR	RBI	TB	SLG%	BB	HBP	SO	GDP	OB%	SF	SH	SB	ATT	PO	A	E	FLD%
2023	.125	26	2	16	3	2	0	0	0	3	2	.125	6	2	5	0	.417	0	0	0	0	19	0	1	.950
2024	.237	49	44	118	14	28	6	0	6	20	52	.441	16	4	19	1	.345	1	4	0	0	199	7	2	.990
<b>TOTAL</b>	<b>.224</b>	<b>75</b>	<b>46</b>	<b>134</b>	<b>17</b>	<b>30</b>	<b>6</b>	<b>0</b>	<b>6</b>	<b>23</b>	<b>54</b>	<b>.403</b>	<b>22</b>	<b>6</b>	<b>24</b>	<b>1</b>	<b>.356</b>	<b>1</b>	<b>4</b>	<b>0</b>	<b>0</b>	<b>218</b>	<b>7</b>	<b>3</b>	<b>.987</b>

2024 KENTUCKY SOFTBALL | 2024 SEC TOURNAMENT



# #99 Emory Donaldson



Louisville, Ky. / Ballard HS




Freshman



OF



Bats: R / Throws: R



**2024:**

- \* Will move into the OF and 2B rotation as the year progresses
- \* Excellent base runner
- \* Currently suffering from a lower back injury. Status for the SEC Tournament is considered day-to-day

Category	Season High (Last)	Career High (Last)
At-Bats	3 vs. Alabama (3/29/24)	3 vs. Alabama (3/29/24)
Runs	1, 12 times, last vs. Western Kentucky (4/17/24)	1, 12 times, last vs. Western Kentucky (4/17/24)
Hits	-	-
RBI	-	-
Walks	-	-
Stolen Bases	1 five times, last vs. Marshall (3/20/24)	1 five times, last vs. Marshall (3/20/24)
Hitting Streak (current)	0 (0)	0 games (2024)

## CAREER STATS

Year	AVG	GP	GS	AB	R	H	2B	3B	HR	RBI	TB	SLG%	BB	HBP	SO	GDP	OB%	SF	SH	SB	ATT	PO	A	E	FLD%
2024	.000	38	1	11	12	0	0	0	0	0	0	.000	0	0	5	0	.000	0	0	5	6	7	0	0	1.000
TOTAL	.000	38	1	11	12	0	0	0	0	0	0	.000	0	0	5	0	.000	0	0	5	6	7	0	0	1.000



2024 Kentucky Softball  
 Statistics Summary for Kentucky (as of May 04, 2024)  
 (All games)



Record: 30-21 Home: 12-8 Away: 7-11 Neutral: 11-2 SEC: 8-16

Date	Opponent	Score	Player	avg	gp-gs	ab	r	h	2b	3b	hr	rbi	bb	hbp	so	sb-att
-2/9	vs UC Santa Barbara	w 5-1	19 Rylea Smith	.378	49-49	164	27	62	9	5	4	24	10	0	20	11-11
-2/9	vs #3 Stanford	w 2-1	21 Erin Coffel	.336	51-51	134	36	45	12	0	13	33	44	15	11	6-9
-2/10	vs #3 Stanford	w 3-2	10 Jenna Blanton	.328	51-35	64	14	21	2	0	0	2	2	0	12	5-5
-2/10	at #24 San Diego State	L 1-2	3 Taylor Ebbs	.318	37-27	88	17	28	5	1	8	31	7	1	24	2-2
-2/11	vs Minnesota	w 3-2	37 Peyton Plotts	.306	46-23	98	15	30	4	1	8	25	13	1	29	0-0
2/15	vs NORTH CAROLINA	w 12-10	33 Grace Lorsung	.286	51-51	147	28	42	12	2	13	34	15	6	26	1-2
2/15	vs Wisconsin	w 6-5	12 Margaret Tobias	.284	48-44	88	17	25	1	0	0	4	3	4	11	1-2
2/16	vs #6 Washington	L 1-8	11 Vanessa Nesby	.263	47-25	80	13	21	2	0	0	5	6	0	9	5-5
2/23	vs Akron	w 7-3	2 Karissa Hamilton	.254	48-39	122	16	31	8	0	7	23	12	2	21	0-1
2/23	at USC Upstate	w 9-0	7 Ally Hutchins	.252	50-40	123	18	31	3	1	6	24	18	1	31	1-1
2/24	vs Monmouth	w 6-1	88 Lauryn Borzilleri	.237	49-44	118	14	28	6	0	6	20	16	4	19	0-0
2/24	vs Akron	w 7-5	-----													
2/25	at USC Upstate	w 11-6	20 Erica Thulen	.313	19-1	16	1	5	1	0	1	2	1	1	1	0-0
3/2	vs Minnesota	w 8-0	64 Ella Emmert	.286	11-7	7	1	2	1	0	0	3	5	1	2	0-0
3/2	at Charlotte	L 3-4	0 Hallie Mitchell	.182	35-5	22	13	4	1	0	0	3	7	2	4	4-5
3/3	vs Fordham	L 8-10	22 Cassie Reasner	.148	24-7	27	3	4	3	0	0	3	0	0	5	0-0
3/3	vs UNCW	w 8-1	77 Meeko Harrison	.083	24-7	24	1	2	0	0	1	2	2	1	8	0-0
3/6	BELLARMINE	w 3-1	8 Delani Sullivan	.083	40-2	12	13	1	1	0	0	0	0	0	4	4-4
*3/8	#3 LSU	L 2-6	99 Emory Donaldso	.000	38-1	11	12	0	0	0	0	0	0	0	5	5-6
*3/9	#3 LSU	L 3-4	16 Camryn Lookado	.000	6-0	5	2	0	0	0	0	0	0	0	2	0-0
*3/10	#3 LSU	L 3-8	9 Jaden Vickers	.000	25-16	3	1	0	0	0	0	1	1	0	0	0-0
3/13	at Lipscomb	w 9-0	35 Alexia Lacatena	.000	21-2	3	1	0	0	0	0	0	0	0	3	0-0
3/14	SOUTH DAKOTA ST.	w 8-0	23 Stephanie Schoo	.000	33-22	0	0	0	0	0	0	0	0	0	0	0-0
3/16	COLUMBIA	w 12-3	32 Sydney Langdon	.000	23-12	0	0	0	0	0	0	0	0	0	0	0-0
3/16	OHIO STATE	w 9-4	Totals	.282	51	1356	263	382	71	10	67	239	162	39	247	45-53
3/17	COLUMBIA	w 10-0	Opponents	.245	51	1284	214	314	40	6	55	198	190	54	337	38-47
3/17	OHIO STATE	L 6-12														
3/20	MARSHALL	w 7-0	LOB - Team (337), Opp (338). DPs turned - Team (13), Opp (14). CI - Team (1),													
*3/22	at #10 Florida	L 2-10	Hamilton, K 1. IBB - Team (9), Coffel, E 9. Picked off - Harrison, M 1, Borzilleri													
*3/23	at #10 Florida	L 1-9	1, Coffel, E 1.													
*3/24	at #10 Florida	L 1-7														
3/26	DAYTON	w 4-3	Player	era	w-l	app	gs	cg	sh	sv	ip	h	r	er	bb	so
*3/28	#13 ALABAMA	w 6-3	23 Stephanie Schoo	2.68	18-8	33	22	13	5	1	156.2	119	72	60	100	166
*3/29	#13 ALABAMA	L 4-9	32 Sydney Langdon	4.20	5-5	23	12	4	1	1	60.0	53	45	36	44	79
*3/30	#13 ALABAMA	w 4-3	9 Jaden Vickers	5.11	6-7	24	15	4	1	0	72.2	80	62	53	34	64
*4/5	at #14 Texas A&M	L 4-5	-----													
*4/6	at #14 Texas A&M	L 9-10	35 Alexia Lacatena	5.03	1-1	19	2	1	0	1	47.1	62	35	34	12	28
*4/7	at #14 Texas A&M	w 1-0	Totals	3.78	30-21	51	51	22	7	3	336.2	314	214	182	190	337
*4/12	#7 GEORGIA	w 7-5	Opponents	4.40	21-30	51	51	13	1	3	329.2	382	263	207	162	247
*4/13	#7 GEORGIA	L 4-6														
*4/14	#7 GEORGIA	w 6-2	PB - Team (13), Hamilton, K 11, Mitchell, H 2, Opp (9). Pickoffs - Team (0), Opp													
4/17	at Western Kentucky	w 12-3	(3). SBA/ATT - Hamilton, K (32-39), Schoonover (15-21), Vickers, J (11-12),													
*4/20	at Auburn	w 5-2	Langdon, S (7-8), Lacatena, A (5-6), Emmert, E (4-4), Mitchell, H (2-3).													
*4/21	at Auburn	w 2-1														
*4/22	at Auburn	L 1-4	Score by innings	1	2	3	4	5	6	7	8	Total				
*4/26	#25 SOUTH CAROLINA	L 2-5	Kentucky	44	44	44	34	47	28	18	4	263				
*4/27	#25 SOUTH CAROLINA	w 3-1	Opponents	36	32	42	25	22	44	11	2	214				
*4/28	#25 SOUTH CAROLINA	L 0-3														
*5/2	at #3 Tennessee	L 3-8	Win-loss breakouts: Day 21-10; Night 9-11; vs Left 2-2; vs Right 28-19;													
*5/3	at #3 Tennessee	L 3-8	1-run games 8-6; 2-run games 5-2; 5+run games 12-9; Extra inns 3-1; Shutouts 7-1.													
*5/4	at #3 Tennessee	L 7-8	Current streak: Lost 4; Longest winning streak: 6; Longest losing streak: 4.													
			Attendance: Home 24652 (avg 1232); Away 35143 (avg 1133); Total 59795 (avg 1172).													

\* = Conference game  
 ~ = Aztec Kickoff (San Diego, Calif.)





2024 Kentucky Softball  
 Statistics Summary for Kentucky (as of May 04, 2024)  
 (SEC games only)



Record: 8-16 Home: 5-7 Away: 3-9 SEC: 8-16

Date	Opponent	Score	Player	avg	gp-gs	ab	r	h	2b	3b	hr	rbi	bb	hbp	so	sb-att
*3/8	#3 LSU	L 2-6	19 Rylea Smith	.313	24-24	83	7	26	6	1	0	8	3	0	10	2-2
*3/9	#3 LSU	L 3-4	21 Erin Coffel	.304	24-24	56	11	17	5	0	3	10	24	9	9	1-1
*3/10	#3 LSU	L 3-8	3 Taylor Ebbs	.286	17-12	42	4	12	3	0	3	13	3	1	17	1-1
*3/22	at #10 Florida	L 2-10	37 Peyton Plotts	.263	24-16	57	7	15	1	1	3	8	8	1	20	0-0
*3/23	at #10 Florida	L 1-9	33 Grace Lorsung	.235	24-24	68	7	16	3	0	3	8	8	2	17	1-1
*3/24	at #10 Florida	L 1-7	7 Ally Hutchins	.229	23-14	48	6	11	1	0	3	9	6	1	15	0-0
*3/28	#13 ALABAMA	w 6-3	12 Margaret Tobias	.226	22-19	31	6	7	1	0	0	0	3	1	6	0-0
*3/29	#13 ALABAMA	L 4-9	11 Vanessa Nesby	.226	22-9	31	3	7	2	0	0	2	1	0	5	1-1
*3/30	#13 ALABAMA	w 4-3	10 Jenna Blanton	.194	24-17	31	6	6	0	0	0	0	0	0	10	1-1
*4/5	at #14 Texas A&M	L 4-5	88 Lauryn Borzilleri	.180	24-23	61	6	11	1	0	5	7	5	0	9	0-0
*4/6	at #14 Texas A&M	L 9-10	2 Karissa Hamilton	.145	23-19	55	4	8	3	0	2	7	7	2	11	0-1
*4/7	at #14 Texas A&M	w 1-0	22 Cassie Reasner	.056	15-5	18	1	1	0	0	0	0	0	0	2	0-0
*4/12	#7 GEORGIA	w 7-5	-----													
*4/13	#7 GEORGIA	L 4-6	20 Erica Thulen	.500	10-1	8	1	4	1	0	1	2	1	1	0	0-0
*4/14	#7 GEORGIA	w 6-2	0 Hallie Mitchell	.182	15-3	11	5	2	1	0	0	0	1	0	2	1-1
*4/20	at Auburn	w 5-2	77 Meeko Harrison	.000	7-1	8	0	0	0	0	0	0	0	0	3	0-0
*4/21	at Auburn	w 2-1	8 Delani Sullivan	.000	16-2	5	3	0	0	0	0	0	0	0	2	1-1
*4/22	at Auburn	L 1-4	99 Emory Donaldso	.000	16-0	4	3	0	0	0	0	0	0	0	1	0-1
*4/26	#25 SOUTH CAROLINA	L 2-5	9 Jaden Vickers	.000	12-7	3	1	0	0	0	0	1	0	0	0	0-0
*4/27	#25 SOUTH CAROLINA	w 3-1	16 Camryn Lookado	.000	2-0	3	0	0	0	0	0	0	0	0	2	0-0
*4/28	#25 SOUTH CAROLINA	L 0-3	35 Alexia Lacatena	.000	12-0	2	1	0	0	0	0	0	0	0	2	0-0
*5/2	at #3 Tennessee	L 3-8	64 Ella Emmert	.000	3-2	0	1	0	0	0	0	0	1	1	0	0-0
*5/3	at #3 Tennessee	L 3-8	23 Stephanie Schoo	.000	16-13	0	0	0	0	0	0	0	0	0	0	0-0
*5/4	at #3 Tennessee	L 7-8	32 Sydney Langdon	.000	8-5	0	0	0	0	0	0	0	0	0	0	0-0
Totals				.229	24	625	83	143	28	2	23	75	71	19	143	9-11
Opponents				.289	24	630	127	182	21	3	31	118	107	31	113	22-26

\* = Conference game  
 ~ = Aztec Kickoff (San Diego, Calif.)

LOB - Team (154), Opp (182). DPs turned - Team (9), Opp (7). IBB - Team (7), Coffel, E 7. Picked off - Harrison, M 1, Borzilleri 1, Coffel, E 1.

Player	era	w-l	app	gs	cg	sh	sv	ip	h	r	er	bb	so			
35 Alexia Lacatena	2.90	0-1	11	0	0	0	0	31.1	36	13	13	10	15			
23 Stephanie Schoo	3.63	6-6	16	13	7	1	0	83.0	71	53	43	64	69			
9 Jaden Vickers	9.65	1-6	11	6	1	0	0	24.2	49	38	34	14	15			
-----																
32 Sydney Langdon	7.70	1-3	8	5	1	0	0	20.0	26	23	22	19	14			
Totals				4.93	8-16	24	24	9	1	0	159.0	182	127	112	107	113
Opponents				2.63	16-8	24	24	10	1	2	162.1	143	83	61	71	143

PB - Team (5), Hamilton, K 3, Mitchell, H 2, Opp (6). Pickoffs - Team (0), Opp (3). SBA/ATT - Hamilton, K (18-21), Schoonover (13-15), Vickers, J (4-4), Lacatena, A (3-4), Langdon, S (2-3), Emmert, E (3-3), Mitchell, H (1-2).

Score by innings	1	2	3	4	5	6	7	8	Total
Kentucky	11	16	9	10	16	11	9	1	83
Opponents	18	23	26	17	5	32	5	1	127

Win-loss breakouts: Day 5-7; Night 3-9; vs Left 2-2; vs Right 6-14;  
 1-run games 3-4; 2-run games 2-1; 5+run games 0-7; Extra inns 1-1; Shutouts 1-1.  
 Current streak: Lost 4; Longest winning streak: 3; Longest losing streak: 6.  
 Attendance: Home 16761 (avg 1396); Away 22678 (avg 1889); Total 39439 (avg 1643).



# Individual Career History



## Jenna Blanton

Year	avg	gp-gs	ab	r	h	2b	3b	hr	rbi	tb	slg%	bb	hbp	so	gdp	ob%	sf	sh	sb-att	po	a	e	fld%
2023	.253	54-40	91	16	23	0	0	1	7	26	.286	2	0	8	0	.269	0	4	4-5	74	1	1	.987
2024	.328	51-35	64	14	21	2	0	0	2	23	.359	2	0	12	0	.348	0	2	5-5	42	0	0	1.000
TOTAL	.284	105-75	155	30	44	2	0	1	9	49	.316	4	0	20	0	.302	0	6	9-10	116	1	1	.992

## Lauryn Borzilleri

Year	avg	gp-gs	ab	r	h	2b	3b	hr	rbi	tb	slg%	bb	hbp	so	gdp	ob%	sf	sh	sb-att	po	a	e	fld%
2023	.125	26-2	16	3	2	0	0	0	3	2	.125	6	2	5	0	.417	0	0	0-0	19	0	1	.950
2024	.237	49-44	118	14	28	6	0	6	20	52	.441	16	4	19	1	.345	1	4	0-0	199	7	2	.990
TOTAL	.224	75-46	134	17	30	6	0	6	23	54	.403	22	6	24	1	.356	1	4	0-0	218	7	3	.987

## Erin Coffel

Year	avg	gp-gs	ab	r	h	2b	3b	hr	rbi	tb	slg%	bb	hbp	so	gdp	ob%	sf	sh	sb-att	po	a	e	fld%
2021	.337	59-59	178	47	60	8	1	16	56	118	.663	24	15	31	1	.450	3	3	4-6	74	131	17	.923
2022	.423	56-53	163	44	69	11	1	20	68	142	.871	20	3	17	0	.482	5	0	6-9	78	106	12	.939
2023	.440	54-54	125	60	55	10	0	19	55	122	.976	64	5	15	0	.629	3	0	3-3	65	80	8	.948
2024	.336	51-51	134	36	45	12	0	13	33	96	.716	44	15	11	0	.539	0	0	6-9	80	64	7	.954
TOTAL	.382	220-217	600	187	229	41	2	68	212	478	.797	152	38	74	1	.523	11	3	19-27	297	381	44	.939

## Emory Donaldson

Year	avg	gp-gs	ab	r	h	2b	3b	hr	rbi	tb	slg%	bb	hbp	so	gdp	ob%	sf	sh	sb-att	po	a	e	fld%
2024	.000	38-1	11	12	0	0	0	0	0	0	.000	0	0	5	0	.000	0	0	5-6	7	0	0	1.000
TOTAL	.000	38-1	11	12	0	0	0	0	0	0	.000	0	0	5	0	.000	0	0	5-6	7	0	0	1.000

## Taylor Ebbs

Year	avg	gp-gs	ab	r	h	2b	3b	hr	rbi	tb	slg%	bb	hbp	so	gdp	ob%	sf	sh	sb-att	po	a	e	fld%
2022	.298	55-50	131	21	39	10	1	10	30	81	.618	14	0	16	0	.366	0	2	0-0	218	7	11	.953
2023	.209	52-42	110	16	23	4	1	7	24	50	.455	13	2	27	0	.299	2	1	4-4	73	5	2	.975
2024	.318	37-27	88	17	28	5	1	8	31	59	.670	7	1	24	1	.371	1	0	2-2	25	0	0	1.000
TOTAL	.274	144-119	329	54	90	19	3	25	85	190	.578	34	3	67	1	.344	3	3	6-6	316	12	13	.962

## Ella Emmert

Year	avg	gp-gs	ab	r	h	2b	3b	hr	rbi	tb	slg%	bb	hbp	so	gdp	ob%	sf	sh	sb-att	po	a	e	fld%
2023	.000	2-0	2	0	0	0	0	0	0	0	.000	0	0	1	0	.000	0	0	0-0	0	0	0	.000
2024	.286	11-7	7	1	2	1	0	0	3	3	.429	5	1	2	0	.571	1	0	0-0	32	0	0	1.000
TOTAL	.222	13-7	9	1	2	1	0	0	3	3	.333	5	1	3	0	.500	1	0	0-0	32	0	0	1.000

## Karissa Hamilton

Year	avg	gp-gs	ab	r	h	2b	3b	hr	rbi	tb	slg%	bb	hbp	so	gdp	ob%	sf	sh	sb-att	po	a	e	fld%
2023	.157	45-17	70	5	11	4	1	1	9	20	.286	3	1	12	0	.200	1	1	0-0	7	2	0	1.000
2024	.254	48-39	122	16	31	8	0	7	23	60	.492	12	2	21	2	.326	2	2	0-1	272	15	3	.990
TOTAL	.219	93-56	192	21	42	12	1	8	32	80	.417	15	3	33	2	.282	3	3	0-1	279	17	3	.990



# Individual Career History



## Meeko Harrison

Year	avg	gp-gs	ab	r	h	2b	3b	hr	rbi	tb	slg%	bb	hbp	so	gdp	ob%	sf	sh	sb-att	po	a	e	fld%
2021	.200	6-0	5	1	1	0	0	1	2	4	.800	1	0	3	0	.333	0	0	0-0	2	0	0	1.000
2022	.277	40-16	65	8	18	2	0	3	18	29	.446	7	2	12	0	.365	0	0	0-0	109	3	0	1.000
2023	.231	53-49	108	9	25	3	1	1	18	33	.306	10	3	25	0	.309	2	2	2-2	168	3	4	.977
2024	.083	24-7	24	1	2	0	0	1	2	5	.208	2	1	8	0	.185	0	2	0-0	34	1	0	1.000
TOTAL	.228	123-72	202	19	46	5	1	6	40	71	.351	20	6	48	0	.313	2	4	2-2	313	7	4	.988

## Taylor Hess

Year	avg	gp-gs	ab	r	h	2b	3b	hr	rbi	tb	slg%	bb	hbp	so	gdp	ob%	sf	sh	sb-att	po	a	e	fld%
2023	.000	2-2	0	0	0	0	0	0	0	0	.000	0	0	0	0	.000	0	0	0-0	0	1	0	1.000
TOTAL	.000	2-2	0	0	0	0	0	0	0	0	.000	0	0	0	0	.000	0	0	0-0	0	1	0	1.000

Year	era	w-l	app	gs	cg	sho	sv	ip	h	r	er	bb	so	2b	3b	hr	bf	bavg	wp	hbp	bk	sfa	sha
2023	7.54	0-0	6	0	0	0/0	0	13.0	22	14	14	6	6	4	0	3	65	.393	1	0	0	2	1
TOTAL	7.54	0-0	6	0	0	0/0	0	13.0	22	14	14	6	6	4	0	3	65	.393	1	0	0	2	1

## Ally Hutchins

Year	avg	gp-gs	ab	r	h	2b	3b	hr	rbi	tb	slg%	bb	hbp	so	gdp	ob%	sf	sh	sb-att	po	a	e	fld%
2024	.252	50-40	123	18	31	3	1	6	24	54	.439	18	1	31	0	.350	1	3	1-1	3	1	0	1.000
TOTAL	.252	50-40	123	18	31	3	1	6	24	54	.439	18	1	31	0	.350	1	3	1-1	3	1	0	1.000

## Alexia Lacatena

Year	avg	gp-gs	ab	r	h	2b	3b	hr	rbi	tb	slg%	bb	hbp	so	gdp	ob%	sf	sh	sb-att	po	a	e	fld%
2022	.385	21-12	13	3	5	1	1	0	5	8	.615	0	1	2	0	.429	0	0	1-1	4	8	3	.800
2023	.000	6-5	0	0	0	0	0	0	0	0	.000	0	0	0	0	.000	0	0	0-0	1	8	0	1.000
2024	.000	21-2	3	1	0	0	0	0	0	0	.000	0	0	3	0	.000	0	0	0-0	2	5	0	1.000
TOTAL	.313	48-19	16	4	5	1	1	0	5	8	.500	0	1	5	0	.353	0	0	1-1	7	21	3	.903

Year	era	w-l	app	gs	cg	sho	sv	ip	h	r	er	bb	so	2b	3b	hr	bf	bavg	wp	hbp	bk	sfa	sha
2022	3.22	8-4	24	9	2	1/1	1	63.0	71	32	29	14	41	18	2	10	280	.277	2	5	0	3	2
2023	3.72	11-7	27	14	3	2/2	0	94.0	105	60	50	24	66	18	1	20	414	.281	3	6	0	6	4
2024	5.03	1-1	19	2	1	0/0	1	47.1	62	35	34	12	28	7	0	14	220	.308	2	3	0	4	0
TOTAL	3.87	20-12	70	25	6	3/3	2	204.1	238	127	113	50	135	43	3	44	914	.286	7	14	0	13	6

## Sydney Langdon

Year	avg	gp-gs	ab	r	h	2b	3b	hr	rbi	tb	slg%	bb	hbp	so	gdp	ob%	sf	sh	sb-att	po	a	e	fld%
2024	.000	23-12	0	0	0	0	0	0	0	0	.000	0	0	0	0	.000	0	0	0-0	0	6	0	1.000
TOTAL	.000	23-12	0	0	0	0	0	0	0	0	.000	0	0	0	0	.000	0	0	0-0	0	6	0	1.000

Year	era	w-l	app	gs	cg	sho	sv	ip	h	r	er	bb	so	2b	3b	hr	bf	bavg	wp	hbp	bk	sfa	sha
2024	4.20	5-5	23	12	4	1/0	1	60.0	53	45	36	44	79	3	3	11	285	.232	10	7	0	4	2
TOTAL	4.20	5-5	23	12	4	1/0	1	60.0	53	45	36	44	79	3	3	11	285	.232	10	7	0	4	2

## Camryn Lookadoo

Year	avg	gp-gs	ab	r	h	2b	3b	hr	rbi	tb	slg%	bb	hbp	so	gdp	ob%	sf	sh	sb-att	po	a	e	fld%
2024	.000	6-0	5	2	0	0	0	0	0	0	.000	0	0	2	0	.000	0	0	0-0	2	3	0	1.000
TOTAL	.000	6-0	5	2	0	0	0	0	0	0	.000	0	0	2	0	.000	0	0	0-0	2	3	0	1.000



# Individual Career History



## Grace Lorsung

Year	avg	gp-gs	ab	r	h	2b	3b	hr	rbi	tb	slg%	bb	hbp	so	gdp	ob%	sf	sh	sb-att	po	a	e	fld%
2023	.279	54-54	147	18	41	4	1	9	31	74	.503	20	7	26	1	.389	1	4	0-0	35	56	10	.901
2024	.286	51-51	147	28	42	12	2	13	34	97	.660	15	6	26	1	.375	0	0	1-2	45	59	7	.937
TOTAL	.282	105-105	294	46	83	16	3	22	65	171	.582	35	13	52	2	.382	1	4	1-2	80	115	17	.920

## Hallie Mitchell

Year	avg	gp-gs	ab	r	h	2b	3b	hr	rbi	tb	slg%	bb	hbp	so	gdp	ob%	sf	sh	sb-att	po	a	e	fld%
2022	.286	26-5	7	13	2	0	0	0	1	2	.286	1	0	2	0	.333	1	0	1-2	19	3	0	1.000
2023	.175	42-8	57	7	10	3	0	0	6	13	.228	5	0	13	0	.238	1	0	4-6	28	1	0	1.000
2024	.182	35-5	22	13	4	1	0	0	3	5	.227	7	2	4	0	.419	0	1	4-5	35	3	2	.950
TOTAL	.186	103-18	86	33	16	4	0	0	10	20	.233	13	2	19	0	.301	2	1	9-13	82	7	2	.978

## Vanessa Nesby

Year	avg	gp-gs	ab	r	h	2b	3b	hr	rbi	tb	slg%	bb	hbp	so	gdp	ob%	sf	sh	sb-att	po	a	e	fld%
2021	.286	35-0	7	14	2	1	1	0	1	5	.714	0	0	2	0	.286	0	0	2-2	4	0	2	.667
2022	.556	44-10	27	17	15	0	0	0	1	15	.556	3	0	3	0	.600	0	0	4-4	26	0	0	1.000
2023	.362	54-40	130	35	47	1	1	0	6	50	.385	6	0	15	0	.390	0	3	12-14	84	5	3	.967
2024	.263	47-25	80	13	21	2	0	0	5	23	.288	6	0	9	0	.314	0	4	5-5	50	2	4	.929
TOTAL	.348	180-75	244	79	85	4	2	0	13	93	.381	15	0	29	0	.386	0	7	23-25	164	7	9	.950

## Peyton Plotts

Year	avg	gp-gs	ab	r	h	2b	3b	hr	rbi	tb	slg%	bb	hbp	so	gdp	ob%	sf	sh	sb-att	po	a	e	fld%
2024	.306	46-23	98	15	30	4	1	8	25	60	.612	13	1	29	0	.389	1	0	0-0	16	0	0	1.000
TOTAL	.306	46-23	98	15	30	4	1	8	25	60	.612	13	1	29	0	.389	1	0	0-0	16	0	0	1.000

## Cassie Reasner

Year	avg	gp-gs	ab	r	h	2b	3b	hr	rbi	tb	slg%	bb	hbp	so	gdp	ob%	sf	sh	sb-att	po	a	e	fld%
2024	.148	24-7	27	3	4	3	0	0	3	7	.259	0	0	5	0	.143	1	0	0-0	20	10	2	.938
TOTAL	.148	24-7	27	3	4	3	0	0	3	7	.259	0	0	5	0	.143	1	0	0-0	20	10	2	.938

## Stephanie Schoonover

Year	avg	gp-gs	ab	r	h	2b	3b	hr	rbi	tb	slg%	bb	hbp	so	gdp	ob%	sf	sh	sb-att	po	a	e	fld%
2022	.000	1-1	0	0	0	0	0	0	0	0	.000	0	0	0	0	.000	0	0	0-0	2	7	0	1.000
2023	.000	3-3	0	0	0	0	0	0	0	0	.000	0	0	0	0	.000	0	0	0-0	4	10	0	1.000
2024	.000	33-22	0	0	0	0	0	0	0	0	.000	0	0	0	0	.000	0	0	0-0	3	23	1	.963
TOTAL	.000	37-26	0	0	0	0	0	0	0	0	.000	0	0	0	0	.000	0	0	0-0	9	40	1	.980

Year	era	w-l	app	gs	cg	sho	sv	ip	h	r	er	bb	so	2b	3b	hr	bf	bavg	wp	hbp	bk	sfa	sha
2022	5.15	7-5	23	17	4	3/0	0	69.1	63	56	51	51	68	18	0	6	329	.242	3	13	0	2	3
2023	2.01	12-2	27	20	12	8/2	3	114.2	72	36	33	57	160	12	0	9	483	.177	3	10	0	3	7
2024	2.68	18-8	33	22	13	5/0	1	156.2	119	72	60	100	166	17	1	16	709	.213	11	30	0	5	13
TOTAL	2.96	37-15	83	59	29	16/2	4	340.2	254	164	144	208	394	47	1	31	1521	.207	17	53	0	10	23





# Individual Career History



## Rylea Smith

Year	avg	gp-gs	ab	r	h	2b	3b	hr	rbi	tb	slg%	bb	hbp	so	gdp	ob%	sf	sh	sb-att	po	a	e	fld%
2020	.420	24-24	88	29	37	6	1	0	30	45	.511	2	0	12	1	.424	2	0	7-8	12	0	4	.750
2021	.308	52-45	133	35	41	5	0	3	17	55	.414	12	0	21	0	.366	0	0	1-2	29	1	1	.968
2022	.310	52-47	129	26	40	4	0	0	10	44	.341	8	0	16	0	.348	1	5	2-5	34	1	1	.972
2023	.279	49-41	129	19	36	2	2	1	24	45	.349	3	1	22	1	.299	1	1	4-4	39	3	4	.913
2024	.378	49-49	164	27	62	9	5	4	24	93	.567	10	0	20	0	.411	1	1	11-11	60	2	5	.925
TOTAL	.336	226-206	643	136	216	26	8	8	105	282	.439	35	1	91	2	.368	5	7	25-30	174	7	15	.923

## Delani Sullivan

Year	avg	gp-gs	ab	r	h	2b	3b	hr	rbi	tb	slg%	bb	hbp	so	gdp	ob%	sf	sh	sb-att	po	a	e	fld%
2024	.083	40-2	12	13	1	1	0	0	0	2	.167	0	0	4	0	.083	0	1	4-4	18	0	1	.947
TOTAL	.083	40-2	12	13	1	1	0	0	0	2	.167	0	0	4	0	.083	0	1	4-4	18	0	1	.947

## Erica Thulen

Year	avg	gp-gs	ab	r	h	2b	3b	hr	rbi	tb	slg%	bb	hbp	so	gdp	ob%	sf	sh	sb-att	po	a	e	fld%
2021	.000	24-0	2	11	0	0	0	0	1	0	.000	2	0	1	0	.500	0	0	3-3	0	0	0	.000
2022	.667	21-0	3	10	2	1	0	0	0	3	1.000	0	0	1	0	.667	0	0	0-0	0	0	0	.000
2023	.273	23-0	11	4	3	1	0	0	3	4	.364	0	0	4	0	.273	0	0	0-0	0	0	0	.000
2024	.313	19-1	16	1	5	1	0	1	2	9	.563	1	1	1	0	.389	0	0	0-0	0	0	1	.000
TOTAL	.313	87-1	32	26	10	3	0	1	6	16	.500	3	1	7	0	.389	0	0	3-3	0	0	1	.000

## Margaret Tobias

Year	avg	gp-gs	ab	r	h	2b	3b	hr	rbi	tb	slg%	bb	hbp	so	gdp	ob%	sf	sh	sb-att	po	a	e	fld%
2022	.239	40-13	46	13	11	0	0	0	1	11	.239	1	0	8	0	.255	0	0	1-3	20	27	3	.940
2023	.316	54-54	114	18	36	0	1	0	4	38	.333	7	2	27	0	.366	0	6	6-7	86	67	4	.975
2024	.284	48-44	88	17	25	1	0	0	4	26	.295	3	4	11	0	.337	0	0	1-2	63	59	5	.961
TOTAL	.290	142-111	248	48	72	1	1	0	9	75	.302	11	6	46	0	.336	0	6	8-12	169	153	12	.964

## Jaden Vickers

Year	avg	gp-gs	ab	r	h	2b	3b	hr	rbi	tb	slg%	bb	hbp	so	gdp	ob%	sf	sh	sb-att	po	a	e	fld%
2024	.000	25-16	3	1	0	0	0	0	1	0	.000	1	0	0	0	.250	0	1	0-0	2	6	2	.800
TOTAL	.000	25-16	3	1	0	0	0	0	1	0	.000	1	0	0	0	.250	0	1	0-0	2	6	2	.800

Year	era	w-l	app	gs	cg	sho	sv	ip	h	r	er	bb	so	2b	3b	hr	bf	bavg	wp	hbp	bk	sfa	sha
2024	5.11	6-7	24	15	4	1/0	0	72.2	80	62	53	34	64	13	2	14	346	.271	2	14	0	0	3
TOTAL	5.11	6-7	24	15	4	1/0	0	72.2	80	62	53	34	64	13	2	14	346	.271	2	14	0	0	3