

42-14 (22-8 SEC)



AT THE BALLPARK

[2] KENTUCKY VS. INDIANA STATE

2024 NCAA LEXINGTON REGIONAL - REGIONAL FINAL



JUNE 2 - 6 P.M. ET - ESPN+

KENTUCKY PROUD PARK • LEXINGTON, KY.

FEBRUARY

| | | |
|----|------------------------|---------|
| 16 | AT USC UPSTATE~ | W, 11-7 |
| 17 | AT USC UPSTATE | W, 3-0 |
| 18 | AT USC UPSTATE~ | W, 9-3 |
| 20 | MOREHEAD STATE | W, 9-5 |
| 23 | VS. WASHINGTON STATE^* | L, 6-4 |
| 24 | VS. TEXAS STATE^* | W, 11-5 |
| 25 | VS. KANSAS^* | W, 8-5 |
| 27 | WESTERN KENTUCKY | W, 5-0 |

#2 KENTUCKY WILDCATS
2024 RECORD: 42-14 (22-8 SEC)
COACH: NICK MINGIONE
OVERALL RECORD: 258-164 (.611) - 8TH YEAR
AT UK: SAME

#20 INDIANA STATE SYCAMORES
2024 RECORD: 44-14 (22-5 MVC)
COACH: MITCH HANNAHS
OVERALL RECORD: 355-213-1 (.625) - 11TH YEAR
AT ISU: 625-403-1 (.608) - 20TH YEAR

MARCH

| | | |
|----|----------------------|-------------|
| 1 | LIPSCOMB | W, 7-4 |
| 2 | LIPSCOMB | W, 16-1 (7) |
| 3 | LIPSCOMB | W, 9-1 |
| 5 | EASTERN KENTUCKY | W, 10-0 (7) |
| 6 | AT EASTERN KENTUCKY~ | W, 5-2 |
| 8 | KENNESAW STATE | L, 13-1 (8) |
| 9 | KENNESAW STATE | L, 10-2 |
| 10 | KENNESAW STATE | W, 5-2 |
| 12 | MURRAY STATE | W, 10-6 |
| 15 | #25 GEORGIA | W, 16-10 |
| 16 | #25 GEORGIA | W, 9-3 |
| 17 | #25 GEORGIA | W, 12-2 (7) |
| 19 | EVANSVILLE | W, 11-3 |
| 22 | AT MISSOURI | W, 9-4 (11) |
| 23 | AT MISSOURI | L, 2-1 |
| 24 | AT MISSOURI+ | W, 7-6 |
| 26 | MIAMI UNIVERSITY | W, 9-5 |
| 29 | AT #22 OLE MISS | W, 5-3 |
| 30 | AT #22 OLE MISS | W, 17-9 |
| 31 | AT #22 OLE MISS | W, 15-1 (7) |

DATE/TIME: JUNE 2, 2024 | 6 P.M. ET
LOCATION (FACILITY): LEXINGTON, KY. (KENTUCKY PROUD PARK)
RADIO: UK SPORTS NETWORK; UKATHLETICS.COM (630 AM-WLAP LOCALLY)
TELEVISION: ESPN+ (ERIC FREDER, DANAN HUGHES)

NO. 2 KENTUCKY TAKES ON NO. 20 INDIANA STATE IN LEXINGTON REGIONAL FINAL

- KENTUCKY HAS STARTED 2-0 IN AN NCAA REGIONAL FOR THE FIRST TIME SINCE 1988 AND THE FIRST TIME EVER IN LEXINGTON.
- KENTUCKY HAS REACHED BACK-TO-BACK NCAA REGIONALS FOR THE FIRST TIME IN PROGRAM HISTORY.
- KENTUCKY WAS CHAMPIONS OF THE REGULAR SEASON IN THE SEC.
- KENTUCKY WON A SCHOOL-RECORD 22 SEC GAMES AND RECORD 11 SEC ROAD GAMES.
- KENTUCKY WAS THE ONLY SEC TEAM TO SWEEP FOUR SERIES IN 2024.
- KENTUCKY IS 14-5 VS. RANKED TEAMS THIS SEASON AND ITS 22 QUAD 1 WINS ARE THE MOST IN DIVISION I.
- KENTUCKY HAS WON 40 GAMES IN BACK-TO-BACK SEASONS FOR THE FIRST TIME IN SCHOOL HISTORY.
- AT 14-1 IN SEC PLAY, KENTUCKY GOT OFF TO THE BEST LEAGUE START IN ITS HISTORY, WON 11 STRAIGHT SEC GAMES FOR THE FIRST TIME AND LED THE SANDINGS BY TWO GAMES AT THE MIDPOINT.
- KENTUCKY GOT OFF TO AT LEAST A 9-1 START FOR THE SECOND STRAIGHT SEASON. NO SEC TEAM HAS ACCOMPLISHED THAT FEAT IN THE PAST 32 SEASONS.
- COACH NICK MINGIONE HAS 255 CAREER WINS, THIRD ON UK'S ALL-TIME LIST. HE HAS THE HIGHEST WINNING PERCENTAGE OF ANY COACH WHO HAS SKIPPED AT LEAST 100 GAMES FOR THE WILDCATS.
- UK IS RANKED 3RD IN THE RPI, AND 2ND IN ALL OF THE MAJOR DIVISION I POOLS
- KENTUCKY'S NO. 2 RANKING IS TIED FOR THE HIGHEST IN ITS HISTORY.
- NATIONALLY, THE CATS RANK: HITS ALLOWED/9 (21), TOTAL SB (19), WHIP (25), OBP (28) AND FIELDING PCT. (26).
- KENTUCKY HAS STOLEN AT LEAST 53 BASES IN EACH OF THE SIX FULL SEASONS MINGIONE HAS BEEN HEAD COACH AND HAS HAD MORE THAN 75 FOUR TIMES AND HAS BEEN SUCCESSFUL MORE THAN 77 PERCENT OF THE TIME.
- KENTUCKY IS 104-OF-132 IN 2024.
- KENTUCKY'S 16 ROAD WINS ARE THE MOST MOST IN PROGRAM HISTORY.
- KENTUCKY'S 11 SEC ROAD WINS ARE THE MOST IN PROGRAM HISTORY (9, 2017).
- KENTUCKY HIRED FORMER STAR AUSTIN COUSINO AS AN ASSISTANT COACH IN THE OFFSEASON, BROUGHT IN FORMER MISSISSIPPI STATE PITCHER AND 2013 COLLEGE WORLD SERIES STARTER TREVOR FITTS AS DIRECTOR OF PLAYER DEVELOPMENT AND FORMER UK ALL-AMERICAN LOGAN SALOW AS A GRADUATE MANAGER .
- COUSINO WAS A FORMER ALL-AMERICAN, GOLD GLOVER AND TWO-TIME USA BASEBALL MEMBER WHILE AT KENTUCKY.
- INF NICK LOPEZ HAS 20 DOUBLES TO RANK 2ND IN THE SEC AND HE IS FIFTH IN THE LEAGUE IN BATTING AVERAGE. HE WAS NAMED FIRST-TEAM ALL-SEC.
- JUNIOR OF RYAN WALDSCHMIDT RANKS 4TH IN THE SEC IN OBP AND 3RD IN STEALS. HE'S REACHING BASE HALF THE TIME AND JUST COMPLETED A 12-GAME HIT STREAK.
- WALDSCHMIDT BATTED .405 IN 30 SEC GAMES WITH A 1.212 OPS AND 19 STEALS. HE WAS NAMED SECOND-TEAM ALL-SEC.
- LOPEZ WENT 5-FOR-5 VS. MURRAY STATE TO BECOME THE THIRD PLAYER IN MINGIONE ERA WITH FIVE HITS IN A GAME.
- SENIOR INF RYAN NICHOLSON HAS 17 HOMERS, THE THIRD-MOST OF THE MINGIONE ERA.
- JUNIOR C DEVIN BURKES PICKED UP HIS 100TH CAREER HIT AT OLE MISS, JUNIOR IF EMILEN PITRE ALSO PICKED UP HIS 100TH, SENIOR NICK LOPEZ GRABBED HIS 150TH AT AUBURN AND SENIOR RYAN NICHOLSON HIS 200TH THE SAME WEEKEND. MITCHELL DALY GOT TO 200 ON HIS BIRTHDAY VS. VANDERBILT. GRANT SMITH RECORDED HIS 200TH CAREER HIT THIS SEASON.
- SENIOR IF MITCHELL DALY PLAYED IN TWO COLLEGE WORLD SERIES AND A SUPER REGIONAL WHILE AT TEXAS.
- SENIOR RP JOHNNY HUMMEL HAS 23 CAREER SAVES AND 183 STRIKEOUTS IN 122.0 CAREER INNINGS PITCHED.
- UK HAS FIVE PLAYERS WITH AT LEAST 15 CAREER STOLEN BASES AND THREE WITH 30+.
- LHP DOMINIC NIMAN WAS THE SEC PITCHER OF THE WEEK AFTER THROWING A THREE-HIT SHUTOUT VS. ALABAMA.
- RHP MASON MOORE THREW SEVEN ONE-HIT INNINGS VS. KENNESAW STATE TO BECOME THE FIRST UK PITCHER TO DO THAT SINCE ZACK LEE IN 2021 AND JUST THE SECOND OVERALL AT UK SINCE 2018.
- TEAM SPORTS VIDEOGRAPHER MYLES LOGSDON WILL BE WORKING FOR USA BASEBALL THIS SUMMER.

APRIL

| | | |
|----|------------------------|-------------|
| 2 | LOUISVILLE+ | PPD |
| 5 | #11 ALABAMA | W, 6-2 |
| 6 | #11 ALABAMA | W, 7-0 |
| 7 | #11 ALABAMA+ | W, 10-1 |
| 9 | AT SAMFORD | L, 9-7 |
| 11 | AT AUBURN& | W, 6-5 |
| 12 | AT AUBURN | W, 9-1 |
| 13 | AT AUBURN | W, 13-8 |
| 16 | AT LOUISVILLE^ | W, 17-13 |
| 19 | #2 TENNESSEE | W, 5-3 |
| 20 | #2 TENNESSEE | L, 9-4 |
| 21 | #2 TENNESSEE | L, 13-11 |
| 26 | #19 AT SOUTH CAROLINA | L, 6-5 (10) |
| 27 | #19 AT SOUTH CAROLINA+ | W, 15-13 |
| 28 | #19 AT SOUTH CAROLINA+ | L, 10-0 (7) |

MAY

| | | |
|----|---------------------------|---------------|
| 3 | #2 ARKANSAS | L, 10-3 |
| 4 | #2 ARKANSAS | W, 11-3 |
| 5 | #2 ARKANSAS | W, 7-4 |
| 7 | AT XAVIER! | CNCLD |
| 10 | AT FLORIDA | W, 12-11 (10) |
| 11 | AT FLORIDA+ | L, 10-1 |
| 12 | AT FLORIDA+ | W, 7-5 (10) |
| 14 | WRIGHT STATE | CNCLD |
| 16 | VANDERBILT | W, 10-5 |
| 17 | VANDERBILT | W, 17-7 (7) |
| 18 | VANDERBILT+ | L, 12-4 |
| 22 | VS. [11] LSU#+ | L, 11-0 (8) |
| 23 | VS. [21] #5 ARKANSAS#+ | W, 9-6 |
| 24 | VS. [10] SOUTH CAROLINA#+ | L, 6-5 |
| 31 | WESTERN MICHIGAN%+ | W, 10-8 |

JUNE

| | | |
|---|----------------------|--------|
| 1 | ILLINOIS%~ | W, 6-1 |
| 2 | #20 INDIANA STATE %~ | 6 P.M. |

Home and all SEC games on SECN+ unless otherwise noted; *D1Baseball.com; +SEC Network; &ESPN; ~ESPN+; ^ACC Network; !FloSports

^ Karbach Round Rock Classic (Round Rock, Texas)
 # SEC Tournament (Hoover, Ala.)
 %NCAA Lexington Regional (Lexington, Ky.)

LAST TIME OUT

- No. 2 Kentucky defeated Illinois, 6-1, in the 1-0 game.
- Trey Pooser earned the win, pitching 7.0 innings, striking out seven, while only allowing one run.
- Ryan Waldschmidt went 3-5 with 3 RBI and a HR.
- Mitchell Daly collected his second multi-hit game of the regional.
- Ryan Nicholson blasted his team-leading 19th HR.
- UK started 2-0 in a regional for the first time since 1988.

NCAA BREAKDOWN

APPEARANCES: 11
ALL TIME RECORD: 24-22
REGIONAL HOSTS: Four times (2006, 2017, 2023, 2024)
BEST FINISH: Super Regionals (2017, 2023)
LAST APPEARANCE: 2023 (Lexington Regional Champions)


SEC CHAMPS!

With fireworks exploding over a videoboard bearing a championship logo, Kentucky claimed its second South-eastern Conference regular season championship with a 22-8 mark.

The title came in wire-to-wire fashion. UK won eight of 10 league series and was the only team in the conference to record four sweeps. It also set a school record with 11 road SEC wins.

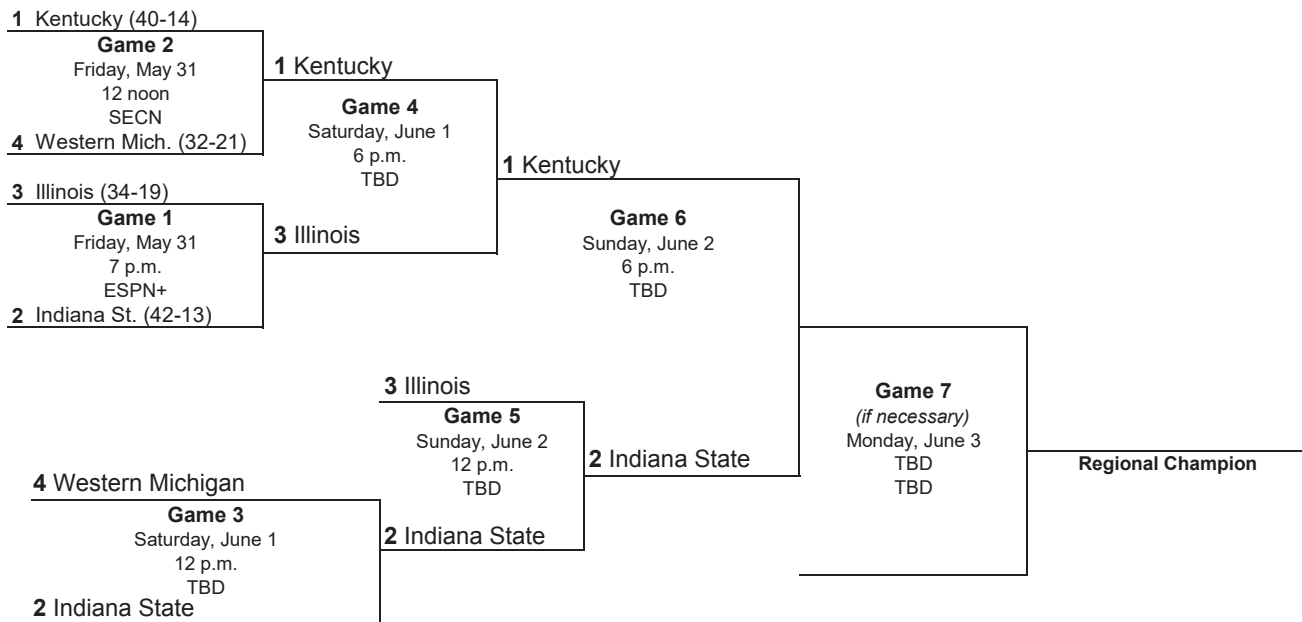
The victory etched the 2024 team in the record books with its 2006 brethren.

Coach Nick Mingione further stamped his mark on the program in his eighth season. He now has been a part of the coaching staff on both title teams and both squads that have advanced to a Super Regional.





2024 NCAA Division I Baseball Championship
Lexington Regional
May 31 - June 3, 2024



*Home team
All times are local and subject to change.

© 2024 National Collegiate Athletic Association. No commercial use without the NCAA's written permission.

BRACKET BREAKDOWN



[2] INDIANA STATE

Record: 44-14 (22-5 MVC)
Missouri Valley Conference Regular Season Champions - At Large
Series History: Kentucky leads, 10-4 (Last Meeting: UK swept in 2023)
NCAA History: 13 Appearances (Last: 2023 Terre Haute Regional Champions/Fort Worth Super Regional)



[3] ILLINOIS

Record: 35-21 (18-6 B1G)
Big Ten Conference Regular Season Champions - At Large
Series History: Tied, 3-3 (Last Meeting: UK 6-2 UI in 2001)
NCAA History: 13 Appearances (Last: 2019 Oxford Regional)



[4] WESTERN MICHIGAN

Record: 32-23 (19-11 MAC)
Mid-American Conference Tournament Champions - AQ
Series History: Kentucky leads, 16-2 (Last Meeting: UK swept in 2022)
NCAA History: 13 Appearances (Last: 2016 Louisville Regional)

UK POSTSEASON HISTORY

NCAA TOURNAMENT

Appearances: 11

Best finish: Super Regional (2017, 2023)

Overall record: 24-22 (.521)

1949—DISTRICT III

AT CHARLOTTE, N.C.

Wake Forest 5, Kentucky 3

Kentucky 2, Richmond 0

Kentucky 2, Mississippi State 0

Wake Forest 8, Kentucky 0

1950—DISTRICT III

AT KANNAPOLIS, N.C.

Wake Forest 9, Kentucky 4

Kentucky 4, Clemson 2

Wake Forest 9, Kentucky 2

1988—NORTHEAST REGIONAL

AT NEW BRITAIN, CONN.

Kentucky 6, Rutgers 2

Kentucky 12, St. John's 5

Kentucky 8, Clemson 7

Stanford 6, Kentucky 5

Stanford 16, Kentucky 2

1993—CENTRAL REGIONAL II

AT AUSTIN, TEXAS

Southern Cal. 7, Kentucky 1

Texas 8, Kentucky 3

2006—LEXINGTON REGIONAL II

AT LEXINGTON, KY.

Ball State 3, Kentucky 1

Kentucky 10, Notre Dame 4

Kentucky 12, Ball State 9

Coll. of Charleston 7, Kentucky 4

2008—ANN ARBOR REGIONAL

AT ANN ARBOR, MICH.

Michigan 7, Kentucky 5

Kentucky 4, E. Michigan 3

Kentucky 12, Michigan 6

Arizona 5, Kentucky 3

2012—GARY REGIONAL

AT GARY, IND. (HOSTED BY PURDUE)

Kent State 7, Kentucky 6 (21 innings)

Kentucky 8, Valparaiso 1

Kentucky 6, Purdue 3

Kent State 3, Kentucky 2

2014—LOUISVILLE REGIONAL

AT LOUISVILLE, KY.

Kansas 10, Kentucky 6

Kentucky 4, Kent State 2

Kentucky 8, Kansas 3

Louisville 4, Kentucky 1

2017—LEXINGTON REGIONAL

AT LEXINGTON, KY.

Kentucky 6, Ohio 4

NC State 5, Kentucky 4

Kentucky 14, Indiana 9

Kentucky 8, NC State 6

Kentucky 10, NC State 5

2017—LOUISVILLE SUPER REGIONAL

AT LOUISVILLE, KY.

Louisville 5, Kentucky 2

Louisville 6, Kentucky 2

2023 - LEXINGTON REGIONAL

AT LEXINGTON, KY.

Kentucky 4, Ball State 0

Indiana 5, Kentucky 3

Kentucky 10, West Virginia 0

Kentucky 16, Indiana 6

Kentucky 4, Indiana 2

2023—BATON ROUGE SUPER REGIONAL

AT BATON ROUGE, LA.

LSU 14, Kentucky 0

LSU 8, Kentucky 3

2024 - LEXINGTON REGIONAL

AT LEXINGTON, KY.

Kentucky 10, Western Michigan 9

Kentucky 6, Illinois 1

SEC AWARDS



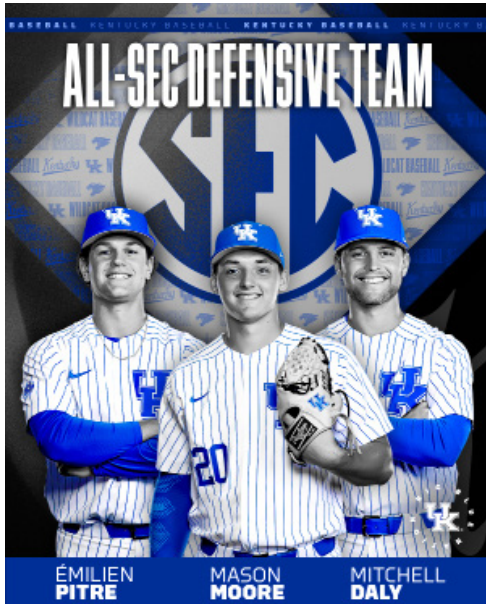
NICK MINGIONE
Coach of the Year



NICK LOPEZ
First Team



RYAN WALDSCHMIDT
Second Team



Daly, Moore, Pitre
Defensive Team

Nick Lopez was named First-Team All-Southeastern Conference on Monday, capping a sensational season that witnessed him flirt with .400 for much of the campaign. Ryan Waldschmidt earned second team honors, while Mitchell Daly, Mason Moore and Emilien Pitre were named to the All-SEC Defensive Team. The league coaches voted on the awards.

Nick Mingione also was named SEC Coach of the Year for the second time in eight seasons.

Lopez, a graduate transfer from Southern Cal, has been scorching all season before finishing with a .380 batting average and 1.053 OPS in 48 games as Kentucky's primary designated hitter. He also saw early-season time at third and first base.

The Santa Ana, California native scored 52 runs, had 70 hits, two triples, six home runs, 22 walks and drove in 47. His 20 doubles are tied for the third-most in a season in the Mingione era. In SEC play he hit .348 with 31 RBI. He has 23 multi-hit games this season.

Waldschmidt was even hotter in conference play, finishing as one of a handful of players with a batting average over .400 (.405). Overall, he hit .370 with a 1.153 OPS, 59 runs, 16 doubles, 11 home runs, 39 RBI, 31 walks, 16 hit by pitch and 23 stolen bases, which are the most in a season for a player in the Mingione era.

Maybe most impressive was the Bradenton, Florida native produced this season after recovering from a torn ACL in summer baseball in 2023. He did not return to the outfield until several weeks into the season.

Pitre, a junior from Quebec, Canada, earned defensive honors for the second consecutive season. He has been nearly flawless with just two errors in 210 chances this season, a fielding percentage of .990. He forms half the duo of one of the best defensive middle infielders in the country and was part of 23 double plays turned this season.

Daly, who excelled at shortstop at his previous stop, moved to third base at UK and has been tremendous, ending several games with defensive gems. The Madison, Alabama native had just two errors in 104 chances this season for a .981 fielding percentage and gave the Cats an athletic, fearless presence at third.

Moore, from Morehead, Kentucky, showed off the range and athleticism at pitcher that made him a star basketball player in high school. He was flawless in 14 chances off the mound and helped make sure two of three would-be base stealers were caught stealing against him.

2024 QUICK FACTS

University of Kentucky

Location: Lexington, Ky.
 Founded: 1865
 Nickname: Wildcats
 Colors: Blue (PMS 286) and White
 Conference: Southeastern (Eastern Division)
 President: Dr. Eli Capilouto (Alabama, 1971)
 Faculty Representative: Joseph L. Fink
 (Philadelphia College of Pharmacy and Science, 1970)

Coaching Staff

Head Coach: Nick Mingione (Embry-Riddle, 2000)
 Career Record: 258-164 (.611); 8th season
 Record at UK: Same
 Best Time to Call: Contact SID
 Assistant Coach: Dan Roszel, 5th season (North Florida, 2000)
 Assistant Coach: Austin Cousino, 1st season (Kentucky, 2016)
 Assistant Coach: Nick Ammirati, 3rd season (Miss. State, 2013)
 Director of Operations: Brock Doud
 Director of Communications/PR: Matt May
 matt.may@uky.edu; (859) 806-7463 (cell); (859) 257-8504 (office)

2024 Review

Overall Record: 40-14
 Home: 21-6
 Away: 16-5
 Neutral: 3-2
 Conference Record: 22-8
 Home: 11-4
 Away: 11-4
 Conference Finish: Co-Champions

History

All-Time Record: 2,080-1,936-25 (.518) through 2024
 All-Time Conference Record: 791-1,031-8 (.434)
 All-Time Conference Tournament Record: 26-42 (.382)
 Conference Tournament Titles: none
 Conference Titles: two (2006, 2024)
 NCAA Tournament Appearances: 11
 NCAA Tournament Record: 24-22 (.521)
 Super Regional Appearances: two (2017, 2023)
 College World Series Appearances: none



2024 HONORS

COACH NICK MINGIONE

- SEC COACH OF THE YEAR (2024)

NICK LOPEZ

- ALL-SEC, 1ST TEAM (2024)

RYAN WALDSCHMIDT

- ALL-SEC, 2ND TEAM (2024)
- No. 98 2024 MLB DRAFT PROSPECT (D1 BASEBALL)
- TOP 200 2024 MLB DRAFT BOARD (PERFECT GAME)

EMILIEN PITRE

- ALL-SEC DEFENSIVE TEAM (2024)
- ROUND ROCK CLASSIC ALL-TOURNAMENT TEAM
- TOP 10 SECOND BASEMAN (D1 BASEBALL)
- ALL-SEC DEFENSIVE TEAM (2ND BASE)

MITCHELL DALY

- ALL-SEC DEFENSIVE TEAM (2024)
- ROUND ROCK CLASSIC ALL-TOURNAMENT TEAM
- TOP 30 COLLEGE SENIOR (PERFECT GAME)
- ALL-SEC DEFENSIVE TEAM (3RD BASE)

MASON MOORE

- ALL-SEC DEFENSIVE TEAM (2024)
- PRESEASON ALL-AMERICA, THIRD TEAM (NCBWA)
- TOP 60 STARTING PITCHER (D1 BASEBALL)
- ALL-SEC DEFENSIVE TEAM (PITCHER)

DOMINIC NIMAN

- SEC PITCHER OF THE WEEK (APRIL 8, 2024, WEEK 8)
- NCAA BASEBALL PITCHER OF THE WEEK (APRIL 10, 2024, WEEK 8)
- D1BASEBALL.COM SEC EXTRA PITCHER OF THE WEEK (APRIL 8, 2024, WEEK 8)
- PRESEASON ALL-AMERICA, FIRST TEAM (NCBWA)
- TOP 100 TRANSFERS (D1 BASEBALL)
- TOP 150 STARTING PITCHER (D1 BASEBALL)

DEVIN BURKES

- MR. WILDCAT (2024)
- PRESEASON ALL-SEC, SECOND-TEAM (COACHES)
- BUSTER POSEY NATIONAL CATCHER OF THE YEAR WATCH LIST, 2024
- BOBBY BRAGAN NATIONAL COLLEGIATE SLUGGER WATCH LIST, 2024
- TOP 10 CATCHER (D1 BASEBALL)

EVAN BYERS

- SEC COMMUNITY SERVICE TEAM, 2024
- FRANK G. HAM SOCIETY OF CHARACTER (UNIV. OF KENTUCKY)

RYAN HAGENOW

- TOP 30 COLLEGE SENIOR (PERFECT GAME)

JOHNNY HUMMEL

- MIDSEASON STOPPER OF THE YEAR WATCH LIST (NCBWA)

RYAN NICHOLSON

- TOP 40 FIRST BASEMAN (D1 BASEBALL)
- TOP 100 TRANSFERS (D1 BASEBALL)

GRANT SMITH

- TOP 40 SHORTSTOPS (D1 BASEBALL)

TRAVIS SMITH

- TOP 50 STARTING PITCHER (D1 BASEBALL)
- No. 71 2024 MLB DRAFT PROSPECT (MLB.COM)
- TOP 200 2024 MLB DRAFT BOARD (PERFECT GAME)

2024 ROSTER

NUMERICAL ROSTER

| No. | Name | Pos. | B/T | Ht. | Wt. | Cl. | Hometown/Previous School |
|-----|------------------|-------|-----|------|-----|------|---|
| 0 | Jake Titus | RHP | L/R | 6-4 | 200 | FR | Ottawa, Kan./Ottawa HS |
| 1 | Patrick Herrera | IF | R/R | 6-2 | 190 | JR | Mesa, Ariz./Northwestern University |
| 2 | Mitchell Daly | IF | R/R | 6-1 | 190 | SR | Madison, Ala./Texas |
| 4 | Émilien Pitre | IF | L/R | 5-11 | 185 | JR | Repentigny, Quebec/Felix-Leclerc HS |
| 6 | Reuben Church | IF | R/R | 6-2 | 225 | SR | Maryville, Tenn./Maryville HS |
| 7 | Devin Burkes | C | R/R | 6-3 | 215 | R-JR | Bradenton, Fla./Villages Charter HS |
| 8 | Ty Crittenberger | OF | R/R | 6-0 | 180 | GR | Lighthouse Point, Fla./Western Kentucky |
| 9 | Nick Lopez | IF | S/R | 6-2 | 205 | GR | Santa Ana, Calif./Santa Ana CC/Southern Cal |
| 10 | Cameron O'Brien | RHP | R/R | 6-5 | 220 | GR | Wake Forest, N. Car./Campbell |
| 11 | Colby Frieda | RHP | R/R | 6-3 | 240 | JR | St. John's, Fla./Creekside HS |
| 12 | Grant Smith | IF | R/R | 6-0 | 200 | SR | Albuquerque, N.M./Univ. of Incarnate Word |
| 13 | James McCoy | IF | S/R | 6-4 | 215 | R-SO | Port St. Joe, Fla./Wesleyan (Ga.) HS |
| 14 | Ben Higdon | OF | L/R | 6-3 | 205 | JR | Paducah, Ky./John A. Logan College |
| 16 | Landon Franklin | IF | R/R | 6-2 | 190 | FR | Cleveland, Tenn./Walker Valley HS |
| 17 | Ethan Hindle | IF | R/R | 6-1 | 200 | FR | Delafield, Wisc./Arrowhead HS |
| 19 | Nolan McCarthy | OF | R/R | 6-0 | 205 | R-JR | Kalamazoo, Mich./Portage Northern HS |
| 20 | Mason Moore | RHP | R/R | 6-4 | 230 | JR | Morehead, Ky./Rowan County Senior HS |
| 21 | Ryan Waldschmidt | OF/IF | R/R | 6-2 | 205 | JR | Bradenton, Fla./Charleston Southern |
| 22 | Dominic Niman | LHP | L/L | 6-3 | 225 | GR | West Hartford, Conn./Cen. Connecticut State |
| 24 | Ryan Hagenow | RHP | R/R | 6-5 | 215 | SR | Knoxville, Tenn./Farragut HS |
| 25 | Ryan Nicholson | IF | L/L | 6-4 | 225 | GR | Louisville, Ky./Univ. of Cincinnati |
| 26 | Drew Lafferty | RHP | R/R | 6-1 | 200 | R-FR | South Park, Pa./South Park HS |
| 28 | Hayden Smith | LHP | L/L | 6-2 | 205 | R-FR | Nicholasville, Ky./West Jessamine HS |
| 29 | Robert Hogan | RHP | R/R | 6-0 | 190 | JR | North Oaks, Minn./Texas A&M |
| 33 | Travis Smith | RHP | R/R | 6-4 | 215 | R-SO | Walton, Ky./Walton-Verona HS |
| 34 | Lukas Schramm | OF | R/R | 6-3 | 215 | R-FR | Apex, N.C./Pro5 Baseball Academy |
| 35 | Blake Bowen | UTIL | L/R | 6-2 | 195 | FR | Wooster, Ohio/Wooster HS |
| 36 | Carson Applegate | RHP | R/R | 6-0 | 190 | R-FR | Columbus, N.J./The Hun HS |
| 39 | Cooper Robinson | RHP | R/R | 6-5 | 225 | JR | Folsom, Calif./Univ. of California-Irvine |
| 40 | Zach Hise | RHP | R/R | 6-5 | 215 | JR | Joliet, Ill./Missouri |
| 41 | Evan Byers | LHP | L/L | 5-11 | 185 | R-JR | Nicholasville, Ky./Lexington Christian Academy |
| 42 | Griffin Cameron | OF | L/L | 6-1 | 175 | FR | Lexington, Ky./Lexington Catholic HS |
| 43 | Jackson Nove | LHP | L/L | 6-5 | 225 | JR | Fairfax, Iowa/Prairie HS |
| 47 | Kyuss Gargett | IF | S/R | 6-1 | 180 | FR | Anderson, Ind./Cathedral HS |
| 48 | Ben Cleaver | LHP | L/L | 6-3 | 180 | FR | Chapel Hill, Tenn./Independence HS |
| 49 | Johnny Hummel | RHP | R/R | 6-0 | 175 | GR | Charlotte, N. Car./Erskine College |
| 50 | Evan Hart | LHP | R/L | 6-5 | 200 | FR | Harrodsburg, Ky./Mercer County HS |
| 51 | Trey Pooser | RHP | R/R | 6-4 | 205 | GR | Hanahan, S. Car./College of Charleston |
| 52 | Austin Fawley | C/IF | R/R | 6-2 | 190 | R-FR | West Palm Beach, Fla./Park Vista Community School |
| 54 | Eli Small | C/OF | L/R | 6-1 | 190 | FR | Elkhorn, Neb./Elkhorn South HS |
| 55 | Tommy Skelding | RHP | R/R | 6-3 | 200 | FR | Atwater, Ohio/Marlington HS |

ALPHABETICAL

| | | |
|----|------------------|-------|
| 36 | Carson Applegate | RHP |
| 35 | Blake Bowen | UTIL |
| 7 | Devin Burkes | C |
| 41 | Evan Byers | LHP |
| 42 | Griffin Cameron | OF |
| 6 | Reuben Church | IF |
| 48 | Ben Cleaver | LHP |
| 8 | Ty Crittenberger | OF |
| 2 | Mitchell Daly | IF |
| 52 | Austin Fawley | C/INF |
| 16 | Landon Franklin | IF |
| 11 | Colby Frieda | RHP |
| 47 | Kyuss Gargett | IF |
| 24 | Ryan Hagenow | RHP |
| 50 | Evan Hart | LHP |
| 1 | Patrick Herrera | IF |
| 14 | Ben Higdon | OF |
| 17 | Ethan Hindle | IF |
| 40 | Zach Hise | RHP |
| 29 | Robert Hogan | RHP |
| 49 | Johnny Hummel | RHP |
| 26 | Drew Lafferty | RHP |
| 9 | Nick Lopez | IF |
| 19 | Nolan McCarthy | OF |
| 13 | James McCoy | IF |
| 20 | Mason Moore | RHP |
| 25 | Ryan Nicholson | IF |
| 22 | Dominic Niman | LHP |
| 43 | Jackson Nove | LHP |
| 10 | Cameron O'Brien | RHP |
| 4 | Émilien Pitre | IF |
| 51 | Trey Pooser | RHP |
| 39 | Cooper Robinson | RHP |
| 34 | Lukas Schramm | OF |
| 55 | Tommy Skelding | RHP |
| 54 | Eli Small | C/OF |
| 12 | Grant Smith | IF |
| 28 | Hayden Smith | LHP |
| 33 | Travis Smith | RHP |
| 0 | Jake Titus | RHP |
| 21 | Ryan Waldschmidt | OF/IF |

COACHING STAFF

Head Coach: Nick Mingione (Embry-Riddle, 2000)
Career Record (all at Kentucky): 256-164 (.610); 8th season

Assistant Coach/Pitching: Dan Roszel, #15 (North Florida, 2000)

Assistant Coach/Recruiting Coordinator: Austin Cousino, #91 (Kentucky, 2016)

Assistant Coach: Nick Ammirati, #45 (Mississippi State, 2013)

Director of Operations: Brock Doud

Director of Player Development: Trevor Fitts

PRONUNCIATION GUIDE

| | |
|---------------|---------------------|
| Ammirati | Am-uh-rah-tee |
| Cousino | Coo-suh-no |
| Daly | Day-lee |
| Émilien Pitre | En-milly-en Peetree |
| Frieda | Cole-bee Free-dun |
| Kyuss Gargett | KY-us GAR-get |
| Hagenow | Hey-guh-now |
| Mingione | Min-G-own |
| Niman | NEYE-man |
| Nove | No-Vee |
| Pooser | Poo-zer |
| Roszel | ROSE-el |

2024 SOCIAL MEDIA ROSTER

| NAME | TWITTER |
|-------------------|------------------|
| CARSON APPLLEGATE | @CAPPLE_5 |
| BLAKE BOWEN | @BLAKEBOWEN24 |
| HUDSON BROWN | @HBBROWN2318 |
| DEVIN BURKES | @DEVIN_BURKES |
| EVAN BYERS | @EVAN_BYERS21 |
| GRIFFIN CAMERON | @GRIFCAMERON15 |
| REUBEN CHURCH | @REUBEN_CHURCH12 |
| BEN CLEAVER | @BEN34CLEAVER |
| TY CRITTENBERGER | @CRITTENBERGERTY |
| MITCHELL DALY | N/A |
| AUSTIN FAWLEY | @FAWLEY_AUSTIN |
| LANDON FRANKLIN | @LANDONFRANKLIN_ |
| COLBY FRIEDA | @FRIEDA.COLBY |
| KYUSS GARGETT | @KYUSSG2 |
| RYAN HAGENOW | @HAGENOWRYAN |
| EVAN HART | @EVAN23HART |
| PATRICK HERRERA | @PATRICKCHERRERA |
| BEN HIGDON | @BENHIGDON4 |
| ETHAN HINDLE | @EHINDLE_27 |
| ZACH HISE | @ZACHHISE24 |
| ROBERT HOGAN | @ROBERTHOGAN1423 |
| JOHNNY HUMMEL | @HUMMELJOHNNY |
| DREW LAFFERTY | N/A |
| NICK LOPEZ | @NICK34LOPEZ |
| NOLAN MCCARTHY | @NOLANMCCARTHY9 |
| JAMES MCCOY | @J_MCCOY2021 |
| MASON MOORE | @MASONMOORE_20 |
| RYAN NICHOLSON | @RYNICHOLSON25 |
| DOMINIC NIMAN | @DOMNIMAN |
| JACKSON NOVE | @JACKSON_NOVE |
| CAMERON O'BRIEN | @CAMERONOBRIEN_1 |
| EMILIEN PITRE | @EMILIEN_PITRE |
| TREY POOSER | @POOSERTREY |
| JACOB PRICE | @JACOBPRICE3219 |
| COOPER ROBINSON | @COOP_ROBINSON |
| RAYMOND SAATMAN | @RAYMONDSAATMAN |
| LUKAS SCHRAMM | @BATTERINSCHRAMM |
| TOMMY SKELDING | @TOMMYSKELDING |
| JOSH SKOWRONSKI | @SKOWRONSKI_JOSH |
| ELI SMALL | @SMALLELI |
| GRANT SMITH | @GRANTSMITHNM |
| HAYDEN SMITH | @HAYDENSMITH013 |
| TRAVIS SMITH | @TRAVISS1109 |
| JAKE TITUS | @JAKETITUS4 |
| RYAN WALDSCHMIDT | @RYANWALDY21 |
| COACH MINGIONE | @COACH_MINGIONE |
| COACH COUSINO | @STR8CHED |
| COACH ROSZEL | @ROSZELD |
| COACH AMMIRATI | @COACH_AMMO17 |

| NAME | INSTAGRAM |
|-------------------|--------------------|
| CARSON APPLLEGATE | @CARSON_APPLEGATE |
| BLAKE BOWEN | @BLAKEBOWEN24 |
| HUDSON BROWN | @H_BROWN_18 |
| DEVIN BURKES | @DB_GO_HARD24 |
| EVAN BYERS | @EVAN_BYERS21 |
| GRIFFIN CAMERON | @GRIFFIN_CAMERON |
| REUBEN CHURCH | @REU6EN |
| BEN CLEAVER | @BEN34CLEAVER |
| TY CRITTENBERGER | @T.Y.954 |
| MITCHELL DALY | @MITCHDALY19 |
| AUSTIN FAWLEY | @AUSTIN.FAWLEY |
| LANDON FRANKLIN | @LANDON_FRANKLIN28 |
| COLBY FRIEDA | @COLBY_FRIEDA |
| KYUSS GARGETT | @_KYUSS |
| RYAN HAGENOW | @RYANHAGENOW |
| EVAN HART | @EVANHART.23 |
| PATRICK HERRERA | @PATRICKHERRERA2 |
| BEN HIGDON | @BENHIGDON4 |
| ETHAN HINDLE | @ETHAN.HINDLE27 |
| ZACH HISE | @ZACHHISE |
| ROBERT HOGAN | @ROBERT_HOGAN23 |
| JOHNNY HUMMEL | @JOHNNY.HUMMEL49 |
| DREW LAFFERTY | @DREW.LAFFERTY |
| NICK LOPEZ | @DIMITRI.LOPEZ_ |
| NOLAN MCCARTHY | @NOLAN_MCCARTHY |
| JAMES MCCOY | @J.MCCOY13 |
| MASON MOORE | @MASONMOORE20 |
| RYAN NICHOLSON | @RYAN_NICHOLSON25 |
| DOMINIC NIMAN | @DOMNIMAN |
| JACKSON NOVE | @JACKSON.NOVE |
| CAMERON O'BRIEN | @CAMERON.OBRIEN18 |
| EMILIEN PITRE | @EMILIEN_PITRE |
| TREY POOSER | @T.POOSER |
| JACOB PRICE | @JACOB.PRICE32 |
| COOPER ROBINSON | @COOP.ROBINSON |
| RAYMOND SAATMAN | @RAYMONDSAATMAN |
| LUKAS SCHRAMM | @LUKASSCHRAMM_ |
| TOMMY SKELDING | @TOMMYSKELDING |
| JOSH SKOWRONSKI | @_SKRONK |
| ELI SMALL | @ELI.SMALL1313 |
| GRANT SMITH | @_GRANT.SMITH_ |
| HAYDEN SMITH | @HAYDENBSMITH |
| TRAVIS SMITH | @TSMITH.9 |
| JAKE TITUS | @JAKETITUS4 |
| RYAN WALDSCHMIDT | @RYANWALDSCHMIDT |



GRANT
SMITH

Kentucky
GRANT SMITH
D1BASEBALL.COM

Smith has been compared to former big leaguer Adam Everett in that he's not the flashiest defender but he's a guy who will make every routine play (and some of the not routine plays) look routine.

NOLAN
MCCARTHY



Kentucky
NOLAN MCCARTHY
D1BASEBALL.COM

McCarthy has gotten progressively better in his time at Kentucky but looks poised for a true breakout in 2024, especially if his two-homer performance against Morehead State is any indication. He's a tooly player who looks the part physically, and there's star power there if he can put it all together.



MASON
MOORE



DEVIN
BURKES

ÉMILIEEN PITRE



Kentucky
EMILIEEN PITRE
D1BASEBALL.COM

Pitre is quietly the player who serves as the engine in the Kentucky lineup, and he's a perfect fit for the way the Wildcats play offense. He handles the bat well, shows excellent plate discipline and is a threat to steal every time he's on base. Defensively, he's skilled enough to play short stop, but at second base, he contributes to Kentucky having arguably the best defensive infield in the country.

Kentucky
TRAVIS SMITH
MLB.COM

He looked better than ever during fall practice, and if he can maintain that stuff during 2024, he could go in the top two rounds, if he stays on track toward developing two plus offerings and average control, he could be a mid-rotation starter.



TRAVIS SMITH

WEEK 16 SCHEDULE FOR KENTUCKY BASEBALL

| MONDAY - 27 | TUESDAY - 28 | WEDNESDAY - 29 | THURSDAY - 30 | FRIDAY - 31 | SATURDAY - 1 | SUNDAY - 2 |
|----------------------------|--------------|----------------|---------------|--------------------|-------------------------------------|---------------------------------------|
| Selection Show Practice | Practice | Practice | Practice | vs. WMU W, 10-8 | vs. Illinois 6 p.m. ET W, 6-1 | vs. Indiana St. 6 p.m. ET ESPN+ |

TWO-AND-OH SO GOOD

For the first time since 1988, and the first time ever in the current regional format, Kentucky has won the first two games of a regional. Despite advancing to Super Regionals in each of its last two tournament appearances, the Cats had dropped the Winners' Bracket game in both 2017 and 2023. Kentucky finally got over that hump this year, defeating Illinois, 6-1, in Game 4 to advance to the regional final without a loss. This is the first time that Kentucky has started 2-0 when it has hosted a regional.

POSTSEASON POOS

Trey Pooser has been electric in his two postseason starts for the Cats, defeating No. 5 Arkansas in the SEC Tournament and knocking off Big Ten Champion Illinois in the Lexington Regional. Pooser has a 2-0 record with a 0.75 ERA across those two starts, allowing only one run and striking out ten.

RON BOMBS

With his game-winning home run against Illinois, Ryan Nicholson swatted his 19th big fly of the season, tying himself with Kole Cottom (2018) for the most by a Wildcat under the tenure of Nick Mingione.

BACK 2 BACK

Kentucky has qualified for back-to-back NCAA Regionals for the first time in program history, with both being hosted in Lexington. This is only the second time the Wildcats have made consecutive postseason appearances, with the Cats making the 1949 and 1950 NCAA District III Tournaments, but falling short of the Regional round in both tries.



REGIONAL OF CHAMPIONS

The Lexington Regional is one of two regionals in the country (Oklahoma) where all four teams won a conference championship (regular season or tournament) in 2024. Kentucky won its second SEC Regular Season Championship in program history, Indiana State won the Missouri Valley Regular Season title for the second year in a row, Illinois claimed the Big Ten Regular Season trophy, while Western Michigan won the MAC Tournament to claim the AQ.

LEXINGTON REGIONAL HISTORY

2024 will mark the fourth time that Kentucky has hosted an NCAA Regional. In 2006, the same year Kentucky won its first SEC Championship, the Wildcats welcomed postseason baseball to Lexington for the first time, eventually losing to College of Charleston in the regional final. In 2017, Nick Mingione's first season, Kentucky hosted its second and final regional at Cliff Hagen Stadium, winning three straight elimination games to advance to the program's first super regional. Last season, Kentucky Proud Park welcomed the NCAA Tournament for the first time, as the Cats once again played out of the loser's bracket to advance to supers. The Wildcats are 10-4 (.714) in NCAA Tournament games at home, going 2-2 in 2006, before going 4-1 in both 2017 and 2023.

STAYING AT HOME

Kentucky has hosted an NCAA Regional in each of its last three tournament appearances, winning the previous two (2017, 2023). For the first time in program history, the Cats are hosting a regional in back-to-back seasons. In fact, 2024 marks just the second time that Kentucky has qualified for back-to-back postseasons (1949, 1950). Kentucky is one of five programs (Arkansas, Clemson, Oklahoma State, Virginia) to host in each of the past two seasons.

FEELING THE MAC-TION

Kentucky has played a team from the Mid-American Conference in each of its NCAA Tournament appearances in the 21st century, including Friday's opening round game vs. Western Michigan. In all four Lexington Regionals, Kentucky has played the MAC champion in the first round, losing to Ball State in 2006, before defeating Ohio in 2017 and Ball State in 2023. The Wildcats are 5-3 (.625) in the NCAA Tournament against teams from the MAC.

WILDCATS RECORD WHEN...

| | 2024 | MINGIONE |
|--|-------|----------|
| Record | 42-14 | 258-164 |
| Home | 23-6 | 173-70 |
| Away | 16-5 | 70-83 |
| Neutral | 3-3 | 11-11 |
| SEC | 22-8 | 100-107 |
| Home | 11-4 | 56-46 |
| Road | 11-4 | 42-61 |
| Non-Conference..... | 17-4 | 150-44 |
| Home | 10-2 | 114-22 |
| Road | 5-1 | 28-20 |
| Neutral..... | 2-1 | 8-2 |
| Non-Power Five..... | 15-3 | 130-19 |
| Postseason | 3-2 | 15-15 |
| Day games | 26-11 | 172-97 |
| Night games..... | 16-3 | 87-67 |
| One-run games | 3-3 | 39-29 |
| Two-run games | 5-3 | 32-30 |
| Five+-run games..... | 19-8 | 128-69 |
| Extra-inning games | 3-1 | 12-7 |
| In shutouts | 4-2 | 11-11 |
| Scoring first | 28-5 | 177-59 |
| Opponent scores first..... | 14-9 | 43-108 |
| Scoring 10 or more runs..... | 19-1 | 105-3 |
| Allowing 10 or more runs | 3-7 | 6-54 |
| Scoring six runs or more..... | 36-2 | 198-39 |
| Scoring four runs or less | 1-10 | 31-118 |
| Allowing four runs or less..... | 23-3 | 182-31 |
| Hitting home run(s)..... | 32-6 | 180-89 |
| Allowing home run(s)..... | 24-9 | 113-123 |
| Out-hitting an opponent | 33-1 | 212-33 |
| Out-hit by opponent..... | 7-12 | 34-126 |
| Matching opponents hits..... | 2-1 | 11-5 |
| vs. LHP | 22-6 | 94-49 |
| vs. RHP | 20-8 | 160-117 |
| Leading after seventh inning | 33-0 | 214-13 |
| Trailing after seventh inning | 3-12 | 23-136 |
| Tied after the seventh inning | 1-1 | 13-12 |
| Decided in the last at bat..... | 4-1 | 37-19 |
| Not committing an error | 22-7 | 124-52 |
| Committing two or more errors | 5-3 | 35-57 |
| vs. Top 25 | 14-5 | 74-97 |
| vs. Top 10 | 4-3 | 34-58 |
| On Monday..... | 0-0 | 2-0 |
| On Tuesday..... | 7-1 | 58-16 |
| On Wednesday..... | 1-1 | 15-6 |
| On Thursday..... | 3-0 | 8-13 |
| On Friday..... | 11-5 | 64-45 |
| On Saturday..... | 10-5 | 57-53 |
| On Sunday..... | 10-2 | 57-31 |
| In February..... | 7-1 | 46-17 |
| In March..... | 17-3 | 102-37 |
| In April..... | 9-5 | 58-59 |
| In May..... | 8-5 | 48-47 |
| In June..... | 1-0 | 9-6 |
| In 1st Base Dugout..... | 11-2 | 98-58 |
| In 3rd Base Dugout..... | 31-12 | 159-105 |
| UNI WATCH | | |
| HOME | | |
| White top/White pants/Blue cap..... | 6-3 | 49-19 |
| Blue top/White pants/Blue cap..... | 7-1 | 36-9 |
| Blue top/Pinstripe pants/Blue cap..... | 0-0 | 14-5 |
| Blue top/White pants/Black cap..... | 0-0 | 1-0 |
| Blue top/White pants/Camo cap | 1-1 | 2-3 |
| Black top/White pants/Black cap..... | 3-2 | 16-12 |
| Black top/White pants/Blue cap..... | 0-0 | 1-1 |
| Black top/White pants/Blue cap..... | 0-0 | 1-1 |
| Black top/White pants/Camo cap..... | 0-0 | 2-0 |
| Black top/Pinstripe pants/Black cap..... | 2-0 | 5-1 |
| Creams/Blue cap | 1-1 | 21-7 |
| Pinstripes/Blue cap | 2-0 | 20-13 |
| Pinstripes/Black cap | 2-0 | 2-0 |
| ROAD | | |
| Gray top/Gray pants/Blue cap..... | 0-0 | 15-19 |
| Gray top/Gray pants/Black cap..... | 1-0 | 6-9 |
| Gray top/Gray pants/Gray cap | 5-3 | 13-13 |
| Blue top/Gray pants/Blue cap..... | 0-1 | 22-27 |
| Blue top/Gray pants/Gray cap..... | 8-1 | 10-1 |
| Black top/Gray pants/Black cap | 4-1 | 15-28 |
| Black top/Gray pants/Blue cap..... | 0-0 | 1-0 |

SCOUTING THE BRONCOS

Western Michigan qualified for the 2024 NCAA D1 Baseball Championship by winning the automatic qualifier from the Mid-American Conference. After finishing second in the regular season, WMU dominated the conference tournament, shutting out Ball State and Bowling Green in its first two games before defeating Ball State 11-3 in the championship. With the win, the Broncos qualified for their first NCAA regional since 2016, where they dropped a pair of games to Louisville and Wright State in the Derby City. WMU is led by a pair of First Team All-MAC selections in Cade Sullivan and CJ Richmond. Sullivan is batting a .397 clip heading into the tournament with 10 home runs and 52 RBI, while Richmond was close behind at .387, along with 13 home runs and 64 RBI. Dylan Never, the MAC Tournament MVP, leads the team with 15 home runs and 68 RBI. The Broncos are 0-1 against teams in the Lexington Regional this season, dropping an extra-inning decision to Illinois at a neutral site. The Broncos last played in Lexington in 2022, where Kentucky swept a three-game series that featured a wild 13-12, 12 inning victory for the Cats.

SCOUTING THE SYCAMORES

After hosting, and winning, a regional in 2023, Indiana State returns to the field of 64 for the fourth time in the past five seasons after picking up 43 wins and winning another Missouri Valley Conference Regular Season title. The Sycamores enter the tournament after losing to Evansville in the MVC Tournament Championship Game. Indiana State finished the regular season with an RPI of 10 and boast power-five wins over Louisville, Illinois, Indiana, Purdue, and Michigan State, as well as wins over tournament teams like Southern Miss, UConn, and Evansville. Indiana State is led by MVC Pitcher of the Year Brenlyn Cutts, who finished the season with a 6-1 record on a 3.89 ERA. The Sycamores dominated The Valley's postseason awards, with 10 players earning All-MVC honors, in addition to Head Coach Mitch Hannahs' MVC Coach of the Year award. ISU went 1-1 against the field of the Lexington Regional in 2024, splitting a pair of midweeks against Illinois, with each time winning on their home field. Last season, the Sycamores traveled to Kentucky Proud Park for a three-game series against the Cats, where Kentucky took three tightly contested games.

SCOUTING THE FIGHTING ILLINI

Illinois enters the Lexington Regional after winning its 31st Big Ten Championship. The Illini went 1-2 in the Big Ten Tournament, defeating Iowa in extra innings while losing to Penn State and Michigan. Big Ten Coach of the Year Dan Hartleb leads a battle-tested squad that played six different non-conference teams that made the NCAA Tournament. Six Illini earned All-B1G honors, led by Brody Harding and Ryan Moerman. The Illini went 2-1 vs. Lexington Regional teams, defeating WMU in extra innings and splitting two midweeks with ISU. Illinois is making its first NCAA Tournament appearance since 2019, where the Illini dropped a pair of games in Oxford, Miss.

2024 JUST MEANS MORE

The 2024 SEC season has been a truly historic run for Kentucky, as they have rewritten the record book in terms of wins and success. For just the second time in school history, and the first since 2006, the Wildcats claimed the SEC Regular Season Championship, splitting the title with Tennessee. The Wildcats also set new program-best marks in several team categories including:

- Wins (22)
- Series Wins (8: Georgia, Missouri, Ole Miss, Alabama, Auburn, Arkansas, Florida, Vanderbilt)
- Most series sweeps in SEC (4)
- 11-1 record against SEC West Opponents
- Double-Digit runs in 12 SEC games
- Two-Year SEC Win Total (38)
- Best SEC Start (15-1)
- SEC Road Record (11-4)

SEASON SUPERLATIVES

Most Wins in a Season

| |
|-------------------|
| 45 - 2012 |
| 44 - 2008 |
| 44 - 2006 |
| 43 - 2017 |
| *42 - 2024 |
| 41 - 1991 |
| 40 - 2023 |
| 40 - 1987 |

Most SEC Wins in a Season

| |
|------------------|
| 22 - 2024 |
| 20 - 2006 |
| 19 - 2017 |
| 18 - 2012 |
| 18 - 1988 |
| 16 - 2023 |
| 16 - 2008 |
| 16 - 1987 |

Most Road Wins in a Season

| |
|------------------|
| 16 - 2024 |
| 11 - 2017 |
| 11 - 2012 |
| 11 - 1996 |

Most SEC Road Wins in a Season

| |
|------------------|
| 11 - 2024 |
| 9 - 2017 |

Most Wins vs. Ranked Opponents

| |
|-------------------|
| 20 - 2006 |
| 17 - 2017 |
| *14 - 2024 |
| 14 - 2012 |
| 13 - 2022 |
| 13 - 2010 |

Fastest to 30 Wins in a Season

| |
|------------------|
| 33 - 2012 |
| 35 - 2024 |

Best Starts in Program History

| |
|--------------------|
| 33-5 - 2012 |
| 31-5 - 2024 |

On-Base Percentage (Since 1987)

| Player, Season | OBP |
|-------------------------|------|
| 1. Jeff Abbott, 1992 | .533 |
| 2. Brian Spear, 2007 | .527 |
| 3. Blake Feeney, 1990 | .516 |
| 4. Jeff Abbott, 1991 | .515 |
| 5. Sawyer Carroll, 2008 | .514 |
| 6. Mike Harris, 1991 | .514 |
| 7. Steve Phillips, 1991 | .504 |
| 8. Mike Harris, 1990 | .493 |
| 9. Jackson Gray, 2023 | .491 |
| 10. Jeff Abbott, 1994 | .486 |
| Mike Brown, 2007 | .486 |

Ryan Waldschmidt, 2024 .488

Stolen Bases

| Player, Season | SB |
|-------------------------|----|
| 1. Chad Green, 1996 | 56 |
| 2. Chad Green, 1995 | 54 |
| 3. Paul Blandford, 1995 | 36 |
| 4. Anthony Morrow, 1990 | 35 |
| Jimmy Sherrill, 1977 | 35 |
| 6. Chris Bisson, 2010 | 32 |
| Terry Shumpert, 1987 | 32 |
| 8. Jeff Michael, 1993 | 28 |
| Terry Shumpert, 1986 | 28 |
| 10. Andy Green, 2000 | 27 |

Emilien Pitre, 2024 24

Ryan Waldschmidt, 2024 24

Wins

| Player, Season | W |
|--------------------------|----|
| 1. Jeff Keener, 1981 | 13 |
| 2. Joe Georger, 1979 | 12 |
| AJ Reed, 2014 | 12 |
| 4. Sean Hjelle, 2017 | 11 |
| 5. Matthew Coleman, 1987 | 10 |
| Greg Dombrowski, 2006 | 10 |
| 7. Dustin Beggs, 2016 | 9 |
| Corey Littrell, 2012 | 9 |

Mason Moore, 2024 8

Dominic Niman, 2024 8

On-Base Percentage (Team)

| | |
|---------|------|
| 1. .444 | 1991 |
| 2. .438 | 1992 |
| 3. .437 | 2007 |
| 4. .416 | 2017 |
| 5. .413 | 2023 |

.409 (2024)

Stolen Bases (Team)

| | |
|---------------|-------------|
| 1. 142 | 1996 |
| 2. 135 | 1995 |
| 3. 120 | 2010 |
| 4. 113 | 2024 |
| 5. 97 | 1999 |

Fielding Percentage (Team)

| | |
|---------|------|
| 1. .984 | 2023 |
| 2. .978 | 2021 |
| 3. .977 | 2022 |
| 4. .976 | 2012 |
| 5. .974 | 2008 |

.980 (2024)



2024 SPLITS

| | G | AVG. | R | H | 2B | 3B | HR | RBI | BB | K | SB |
|-------------------|----|------|-----|-----|-----|----|----|-----|-----|-----|-----|
| OVERALL | 56 | .290 | 453 | 527 | 121 | 10 | 81 | 422 | 274 | 434 | 113 |
| SEC | 30 | .307 | 254 | 308 | 67 | 1 | 56 | 237 | 138 | 230 | 55 |
| NON-SEC | 21 | .275 | 169 | 182 | 44 | 8 | 19 | 157 | 122 | 171 | 49 |
| POSTSEASON | 5 | .242 | 30 | 37 | 10 | 1 | 6 | 28 | 17 | 43 | 9 |
| HOME | 29 | .315 | 242 | 285 | 72 | 8 | 40 | 227 | 152 | 210 | 49 |
| AWAY | 21 | .281 | 174 | 206 | 44 | 0 | 36 | 161 | 98 | 163 | 52 |
| NEUTRAL | 6 | .199 | 37 | 36 | 5 | 2 | 5 | 34 | 24 | 61 | 12 |
| DAY | 37 | .294 | 277 | 349 | 83 | 7 | 49 | 258 | 167 | 261 | 65 |
| NIGHT | 19 | .282 | 176 | 178 | 38 | 3 | 32 | 164 | 107 | 173 | 48 |
| WINS | 42 | .314 | 405 | 435 | 109 | 10 | 70 | 377 | 233 | 304 | 101 |
| LOSSES | 14 | .214 | 48 | 93 | 15 | 0 | 13 | 45 | 41 | 130 | 12 |
| FEBRUARY | 8 | .243 | 60 | 63 | 12 | 2 | 7 | 54 | 38 | 64 | 22 |
| MARCH | 20 | .305 | 176 | 193 | 47 | 7 | 22 | 159 | 111 | 132 | 46 |
| APRIL | 14 | .310 | 115 | 149 | 25 | 0 | 36 | 112 | 62 | 112 | 24 |
| MAY | 13 | .275 | 96 | 114 | 35 | 1 | 14 | 91 | 58 | 121 | 20 |
| JUNE | 1 | .250 | 6 | 8 | 2 | 0 | 2 | 6 | 5 | 5 | 1 |

40 PIECE

With Kentucky's 9-6 win over No. 5 Arkansas in the third round of the SEC Tournament, the Cats reached the 40 win milestone for the second straight season. This is the first time that Kentucky has won forty games in back-to-back season in program history. That ranks as the program's sixth highest win total in a single season, matching the 2023 and 1987 squads.

BIGGIE BOX

One of the pillars of UK's offense is working its game goals in search of the big inning - "Biggie Box" - which is defined as any inning where the Cats put three or more runs on the scoreboard. The approach has been incredibly effective during the Mingione era and the Cats have done it 69 times in 2024. The Cats also are 192-37 under Mingione when scoring six or more runs. (See box on page 18 for Biggie Box innings)

S-E-C S-E-C S-E-C

Kentucky earned six honors in the conference's annual postseason awards, headlined by Nick Mingione's second SEC Coach of the Year honor. Mingione won the award for the first time since 2017, his first season at the program's helm. Nick Lopez was honored with first team honors at the UTL/DH position, while Ryan Waldschmidt was named a second team outfielder. A league leading three Wildcats earned all-defensive team honors. Émilien Pitre earned the honor at second base for the second-consecutive year, while Mitch Daly was honored at third base and Mason Moore collected the laurel at pitcher.

BEST OF THE BEST

Kentucky's rise to the top of the SEC play can be attributed, in part, to the statistical surge in conference games by the Wildcats. Kentucky led the league in SEC-only batting average, was third in SEC-only fielding percentage, and fifth in SEC-only ERA. Only one other school (Texas A&M) was top-five in all three major categories in conference competition this season. The Cats also led the league in OBP, runs scored, hits, RBI, doubles, sac bunts, sac flies, and stolen bases. Ryan Waldschmidt led the league in doubles and stolen bases in SEC play, and was also top-five in batting average, on-base percentage, runs scored, and hits. Ryan Nicholson provided major power for the Cats in SEC play, finding himself in the top-five for slugging percentage, home runs, and runs batted in.

BEATING THE BEST

MULTI-HIT GAMES AT UK

| PLAYER | 2024 | CAREER |
|------------------|------|--------|
| DEVIN BURKES | 12 | 32 |
| REUBEN CHURCH | 0 | 19 |
| TY CRITTENBERGER | 1 | 1 |
| MITCHELL DALY | 14 | 14 |
| PATRICK HERRERA | 3 | 3 |
| NICK LOPEZ | 23 | 23 |
| NOLAN MCCARTHY | 14 | 22 |
| JAMES MCCOY | 8 | 14 |
| RYAN NICHOLSON | 14 | 14 |
| EMILIEN PITRE | 22 | 40 |
| GRANT SMITH | 7 | 11 |
| RYAN WALDSCHMIDT | 20 | 32 |

MULTI-RBI GAMES AT UK

| PLAYER | 2024 | CAREER |
|------------------|------|--------|
| DEVIN BURKES | 9 | 22 |
| GRIFFIN CAMERON | 1 | 1 |
| REUBEN CHURCH | 1 | 12 |
| TY CRITTENBERGER | 1 | 1 |
| MITCHELL DALY | 9 | 9 |
| AUSTIN FAWLEY | 1 | 1 |
| PATRICK HERRERA | 2 | 2 |
| ETHAN HINDLE | 1 | 1 |
| NICK LOPEZ | 15 | 15 |
| NOLAN MCCARTHY | 8 | 16 |
| JAMES MCCOY | 7 | 13 |
| RYAN NICHOLSON | 15 | 15 |
| EMILIEN PITRE | 13 | 28 |
| LUKAS SCHRAMM | 1 | 1 |
| GRANT SMITH | 9 | 14 |
| RYAN WALDSCHMIDT | 12 | 23 |

CURRENT HIT/REACH BASE STREAKS

*(listed alphabetically; *career)*

| PLAYER | LONGEST* | CURRENT | REACH SAFE |
|-------------|----------|---------|------------|
| BURKES | 11 | - | 2 |
| CAMERON | 2 | 1 | - |
| CHURCH | 10 | - | - |
| CRITNBRGR | 1 | - | - |
| DALY | 7 | 3 | 3 |
| FAWLEY | 2 | 2 | 2 |
| GARGETT | 1 | - | - |
| HERRERA | 3 | - | - |
| HINDLE | - | - | - |
| LOPEZ | 9 | - | - |
| MCCARTHY | 10 | - | 10 |
| MCCOY | 8 | 2 | 3 |
| NICHOLSON | 9 | 4 | 4 |
| PITRE | 10 | - | 33 |
| SCHRAMM | 2 | - | - |
| SMALL | 2 | 1 | 1 |
| G. SMITH | 10 | 1 | 3 |
| WALDSCHMIDT | 12 | 2 | 2 |




RYAN WALDSCHMIDT

THIEVES OF THE INDUSTRY

- In eight years under coach Nick Mingione the Wildcats have swiped 597 bases in 773 attempts, a success rate of 77.2 percent.
- In 2023, for the first time in school history (for which stats are available, 1969) the Cats had four players with at least 15 stolen bases.
- In 2023, UK stole more than 80 bases for the third time in Mingione's tenure.
- In 2021, the Cats stole 78 bases in 86 attempts. It was the highest success rate (90.7) of any Division I-A team with 50+ stolen bases.
- The Cats return two players in 2024 with at least 17 steals a season ago.
- In total, incoming transfers stole 27 bases last season and true freshman Griffin Cameron ranked third in his collegiate summer league (Prospect League) with 34 swipes.
- UK has five players on the 2024 roster with at least 15 career stolen bases, including three with at least 30.
- Emilien Pitre has 44 stolen bases in a Kentucky uniform, which ranks 9th on the school's career list. Ryan Waldschmidt has stolen 41 bags in a Kentucky uniform and 59 total.

Kentucky has stolen at least 53 bases in each of the six full seasons Mingione has been head coach and had more than 75 four times.

| <u>YEAR</u> | <u>SB/ATT</u> |
|--------------|----------------|
| 2017 | 63-95 |
| 2018 | 58-84 |
| 2019 | 85-116 |
| 2020 | 25-34 |
| 2021 | 78-86 |
| 2022 | 81-92 |
| 2023 | 94-123 |
| 2024 | 113-143 |
| Total | 597-773 |



ÉMILIEEN PITRE

TRACKING KENTUCKY'S EXTRA-BASE HITS

| Player | Doubles 2024 (career) | Triples 2024 (career) | Home Runs 2024 (career) | Totals 2024 (career) |
|------------------|--------------------------|--------------------------|----------------------------|-------------------------|
| DEVIN BURKES | 14 (36) | 1 (2) | 3 (15) | 17 (51) |
| REUBEN CHURCH | 3 (20) | 0 (2) | 0 (5) | 3 (27) |
| TY CRITTENBERGER | 1 (32) | 0 (3) | 2 (11) | 3 (46) |
| MITCHELL DALY | 13 (50) | 1 (3) | 6 (19) | 20 (72) |
| AUSTIN FAWLEY | 1 (1) | 0 (0) | 2 (2) | 3 (3) |
| KYUSS GARGETT | 1 (1) | 1 (1) | 1 (1) | 3 (3) |
| ETHAN HINDLE | 1 (1) | 0 (0) | 0 (0) | 1 (1) |
| PATRICK HERRERA | 4 (12) | 1 (2) | 0 (2) | 5 (16) |
| NICK LOPEZ | 21 (45) | 2 (2) | 5 (18) | 28 (65) |
| NOLAN MCCARTHY | 9 (19) | 1 (2) | 7 (12) | 17 (33) |
| JAMES MCCOY | 4 (13) | 1 (2) | 6 (11) | 10 (24) |
| RYAN NICHOLSON | 9 (40) | 0 (3) | 19 (52) | 26 (93) |
| EMILIE PITRE | 18 (34) | 1 (2) | 8 (9) | 25 (43) |
| LUKAS SCHRAMM | 1 (1) | 1 (1) | 1 (1) | 3 (3) |
| ELI SMALL | 1 (1) | 0 (0) | 1 (1) | 2 (2) |
| GRANT SMITH | 3 (32) | 0 (4) | 5 (29) | 8 (63) |
| RYAN WALDSCHMIDT | 17 (36) | 0 (3) | 14 (28) | 27 (63) |
| TOTALS | 120 (380) | 10 (32) | 81 (215) | 212 (627) |

(*NOTE: STATS ARE FOR ENTIRE CAREER AT D-I LEVEL; ^2024 IS FIRST SEASON AT KENTUCKY)

Kentucky has put together one of the best resumes in the nation this season, highlighted by their sparkling 22-9 record against Q1 foes. The 22 wins against the best competition in the sport is the best in the nation by five games. Among teams who have played at least 20 Q1 games, Kentucky's nine losses are the fewest in the country.

SLAYING THE DRAGON

Kentucky picked up series wins against Arkansas, Florida, and Vanderbilt in the same season for the first time in program history. Entering the season, Coach Nick Mingione only owned one series win against any of those three schools (Vanderbilt, 2017) in his entire tenure at Kentucky. The Cats also picked up a win over Arkansas in the SEC Tournament, marking three straight wins over the Hogs for the first time in program history.

POWER SOURCE

Kentucky flourished in 2023 with a new take on "small" ball and rode the chaos, as Coach Mingione likes to call the approach, to a Super Regional berth. The Cats weren't devoid of power by any means but have married the two styles quite well in 2024 with the addition of a bit more thump in the lineup. Transfer Ryan Nicholson swatted has swatted 51 career home runs, including 18 in 2024.

LINE OF DEFENSE

Kentucky has featured one of the top defenses in the country for the second straight year, backing up 2023's .984 fielding percentage in a major way. Through the SEC Tournament, the Wildcats are fielding at an impressive .980 clip, have been featured on SportsCenter multiple times, and boasted a league-high three members on the SEC All-Defensive Team. Before 2023, no Wildcat club had fielded at .980 or higher, and now, the Cats are poised to reach that mark for a second consecutive season,

YOU GET A ROS(ZEL)

Kentucky's pitching staff has benefitted greatly from the work of Dan Roszel, who has spent the majority of his coaching career at East Carolina and Kentucky. He also helped develop Atlanta star lefty Chris Sale. Since arriving at UK prior to the 2020 season his pitching staff has struck out 10 batters per nine innings. In 2022, the unit set the school record for strikeouts in a season with 593.

In the 2023 Lexington Regional the Wildcats tossed a pair of shutouts, the first time they've blanked an opponent in the NCAA Tournament in the modern era and overall since 1949. Also, Roszel's unit allowed

QUALITY STARTS (12)

(*6 IP, 3 OR FEWER EARNED RUNS)

| DATE | PITCHER (#) | IP (H, R-ER, BB, K) |
|------|-------------|---------------------|
| 3/2 | NIMAN (1) | 6.0 (4, 1-1, 1, 5) |
| 3/10 | MOORE (1) | 7.0 (1, 1-0, 1, 3) |
| 3/16 | NIMAN (2) | 6.2 (3, 3-0, 4, 5) |
| 3/17 | MOORE (2) | 6.0 (3, 2-2, 2, 8) |
| 3/22 | POOSER (1) | 6.0 (3, 1-1, 2, 7) |
| 3/23 | NIMAN (3) | 7.0 (5, 2-2, 0, 9) |
| 4/5 | POOSER (2) | 7.0 (6, 2-2, 1, 3) |
| 4/6 | NIMAN (4) | 9.0 (3, 0-0, 0, 7) |
| 4/19 | POOSER (3) | 6.0 (5, 3-3, 1, 4) |
| 4/26 | POOSER (4) | 7.0 (4, 1-1, 3, 11) |
| 5/12 | MOORE (3) | 6.2 (3, 2-2, 4, 6) |
| 6/1 | POOSER (5) | 7.0 (5, 1-1, 2, 7) |

SAVES (16)

| DATE | PITCHER (#) | OPPONENT |
|------|-------------|--------------------------|
| 2/17 | HUMMEL (1) | USC UPSTATE |
| 3/1 | NOVE (1) | LIPSCOMB |
| 3/6 | POOSER (1) | EKU |
| 3/10 | POOSER (2) | KENNESAW STATE |
| 3/16 | NOVE (2) | GEORGIA |
| 3/24 | MCCOY (1) | MISSOURI |
| 3/29 | HUMMEL (2) | OLE MISS |
| 4/11 | HUMMEL (3) | AUBURN |
| 4/13 | HUMMEL (4) | AUBURN |
| 4/19 | HUMMEL (5) | TENNESSEE |
| 4/27 | HAGENOW (1) | SOUTH CAROLINA |
| 5/5 | HUMMEL (6) | ARKANSAS |
| 5/10 | HAGENOW (2) | FLORIDA |
| 5/12 | CLEAVER (1) | FLORIDA |
| 5/31 | HOGAN (1) | WESTERN MICHIGAN (NCAAT) |
| 6/1 | HAGENOW (3) | ILLINOIS (NCAAT) |



just 13 total runs in five games and sophomore Mason Moore threw 10 shutout innings before adding four more versus eventual national champion LSU in the Baton Rouge Super Regional. This season, UK ranks among the nationally leaders in fewest hits allowed per nine innings, shutouts and WHIP.

Roszel has a lengthy track record of producing big leaguers and saw three of his former players at Florida Gulf Coast, including Sale and MLBers Richard Bleier and Casey Coleman, inducted into the school's athletics Hall of Fame in the past two years.

ROAD WARRIORS

The Wildcats have hit the road this season, playing away from home for the first two weekends of the year, in addition to its five SEC road series. The Cats racked up an impressive 16-5 record in road games this season, and an 19-8 record in all games away from Kentucky Proud Park. The 24 non-home games in the regular season is tied for most in the SEC (Alabama). Kentucky also owns the best winning percentage among SEC teams in true road games this season at .762. The next closest team in the league is Tennessee at .600. The Cats have also set program best marks with 16 road wins and 11 SEC road wins.

#PACKKPP

Against Tennessee, the Big Blue Nation showed up in support of their Wildcats in a major way, shattering single-game and three-game series attendance records. All three games broke the previous Kentucky Baseball attendance record of 6,796 set in Game 7 of the 2023 NCAA Lexington Regional. Game Two of the Tennessee series mark of 7,304 attendance stands as the new

KENTUCKY HEAD COACH NICK MINGIONE HAS WON 258 CAREER GAMES AT THE SCHOOL. HE CURRENTLY RANKS T-SECOND ON THE ALL-TIME WINS LIST AND HAS THE HIGHEST WINNING PERCENTAGE OF ANY COACH WHO SPENT AT LEAST 100 GAMES AT THE SCHOOL.

| COACH | VICTORIES | PCT. | SEASONS |
|---------------------------------|-----------|------|---------|
| KEITH MADISON (1979-2003) | 735 | .535 | 25 |
| GARY HENDERSON (2009-16) | 258 | .564 | 8 |
| NICK MINGIONE (2017-) | 258 | .611 | 8 |
| JOHN COHEN (2004-08) | 175 | .610 | 5 |
| HARRY LANCASTER (1947, 1951-65) | 163 | .500 | 16 |

THE BIG INNING (69)

(*3 or more runs scored; Blue shaded are SEC games)

| OPPONENT | RUNS |
|--------------------------|------|
| USC UPSTATE - G1 | 4 |
| USC UPSTATE - G1 | 4 |
| USC UPSTATE - G3 | 3 |
| MOREHEAD STATE | 7 |
| TEXAS STATE | 3 |
| TEXAS STATE | 5 |
| KANSAS | 3 |
| WESTERN KENTUCKY | 3 |
| LIPSCOMB - G2 | 5 |
| LIPSCOMB - G2 | 7 |
| LIPSCOMB - G3 | 4 |
| EASTERN KENTUCKY - G1 | 5 |
| EASTERN KENTUCKY - G1 | 3 |
| EASTERN KENTUCKY - G2 | 3 |
| KENNESAW STATE - G3 | 3 |
| MURRAY STATE | 4 |
| MURRAY STATE | 5 |
| GEORGIA - G1 | 5 |
| GEORGIA - G1 | 5 |
| GEORGIA - G1 | 5 |
| GEORGIA - G2 | 3 |
| GEORGIA - G3 | 5 |
| GEORGIA - G3 | 4 |
| EVANSVILLE | 3 |
| EVANSVILLE | 7 |
| MISSOURI - G1 | 6 |
| MISSOURI - G3 | 3 |
| MISSOURI - G3 | 3 |
| MIAMI UNIVERSITY | 6 |
| OLE MISS - G1 | 3 |
| OLE MISS - G2 | 4 |
| OLE MISS - G2 | 4 |
| OLE MISS - G2 | 4 |
| OLE MISS - G3 | 5 |
| OLE MISS - G3 | 5 |
| OLE MISS - G3 | 4 |
| ALABAMA - G1 | 3 |
| ALABAMA - G2 | 4 |
| ALABAMA - G3 | 3 |
| ALABAMA - G3 | 5 |
| SAMFORD | 3 |
| AUBURN - G2 | 3 |
| AUBURN - G2 | 3 |
| AUBURN - G3 | 3 |
| AUBURN - G3 | 6 |
| AUBURN - G3 | 3 |
| LOUISVILLE | 4 |
| LOUISVILLE | 5 |
| LOUISVILLE | 5 |
| TENNESSEE - G1 | 3 |
| TENNESSEE - G3 | 4 |
| So. CAROLINA - G1 | 3 |
| So. CAROLINA - G2 | 5 |
| So. CAROLINA - G2 | 5 |
| So. CAROLINA - G2 | 3 |
| ARKANSAS - G2 | 3 |
| ARKANSAS - G2 | 4 |
| ARKANSAS - G2 | 4 |
| ARKANSAS - G3 | 4 |
| FLORIDA - G1 | 3 |
| FLORIDA - G1 | 3 |
| FLORIDA - G1 | 3 |
| FLORIDA - G3 | 3 |
| FLORIDA - G3 | 4 |
| VANDERBILT - G1 | 3 |
| VANDERBILT - G1 | 4 |
| VANDERBILT - G2 | 5 |
| VANDERBILT - G2 | 3 |
| VANDERBILT - G2 | 4 |
| ARKANSAS - SECT | 3 |
| ARKANSAS - SECT | 3 |
| WESTERN MICHIGAN - NCAAT | 4 |

attendance record for the program, marking the first time 7,000+ people have attended a Kentucky baseball game. Overall, 21,023 people attended the series, smashing the previous record of 12,815 that was set in the final series at Cliff Hagan Stadium in 2018.

MIDDLE INNING POP

The Wildcats have done the majority of their damage in the middle of games this season, outscoring opponents 237-142 during innings three through six. The fourth inning has been the most productive inning for the Cats scoring a team high 66 runs and owning a score differential of +40, the best of any inning.

BREAK OUT THE BROOMS

Kentucky swept four of its first five SEC series this season on its way to a program-best 15-1 start to conference play. With sweeps over Georgia, Ole Miss, Alabama, and Auburn, the Cats were the only school in the SEC to sweep four conference series this season. The Cats also avoided getting swept in all ten series, a feat only accomplished once since 2008 (2017).

TWO-OUT RBI

| PLAYER | RBI |
|------------------|-----|
| DEVIN BURKES | 15 |
| GRIFFIN CAMERON | 1 |
| REUBEN CHURCH | 1 |
| TY CRITTENBERGER | 1 |
| MITCHELL DALY | 23 |
| AUSTIN FAWLEY | 3 |
| PATRICK HERRERA | 9 |
| NICK LOPEZ | 24 |
| NOLAN MCCARTHY | 10 |
| JAMES MCCOY | 7 |
| RYAN NICHOLSON | 20 |
| EMILIEN PITRE | 22 |
| LUKAS SCHRAMM | 4 |
| GRANT SMITH | 16 |
| RYAN WALDSCHMIDT | 17 |

TEAM 171

TRACKING KENTUCKY CAREER HIGHS

| PLAYER | HITS (most recent) | RBI (most recent) | RUNS (most recent) |
|------------------|-------------------------------|--------------------------------|--------------------------------|
| DEVIN BURKES | 4 (vs LSU; 5/26/22) | 7 (vs. WRIGHT STATE; 2/26/23) | 4 (vs. TEXAS STATE; 2/24/24) |
| GRIFFIN CAMERON | 1 (vs LIPSCOMB; 3/3/24) | 2 (vs LIPSCOMB; 3/2/24) | 2 (AT UPSTATE; 2/16/24) |
| REUBEN CHURCH | 4 (vs MOREHEAD; 2/28/23) | 5 (AT AUBURN; 3/26/21) | 3 (vs. MOREHEAD; 2/28/23) |
| TY CRITTENBERGER | 3 (AT UPSTATE; 2/18/24) | 2 (AT UPSTATE; 2/18/24) | 2 (AT UPSTATE; 2/18/24) |
| MITCHELL DALY | 3 (vs TENNESSEE; 4/21/24) | 6 (vs. TEXAS STATE; 2/24/24) | 3 (vs VANDERBILT; 5/17/24) |
| KYUSS GARGETT | 1 (vs KENNESAW STATE; 3/8/24) | 1 (vs KENNESAW STATE; 3/8/24) | 2 (vs LIPSCOMB; 3/3/24) |
| AUSTIN FAWLEY | 1 (AT LOUISVILLE; 4/16/24) | 2 (AT LOUISVILLE; 4/16/24) | 1 (AT LOUISVILLE; 4/16/24) |
| PATRICK HERRERA | 3 (vs LIPSCOMB; 3/2/24) | 4 (AT FLORIDA; 5/12/24) | 2 (vs MIAMI U; 3/26/24) |
| ETHAN HINDLE | 1 (vs EKU; 3/5/24) | 2 (vs EKU; 3/5/24) | 1 (vs LIPSCOMB; 3/3/24) |
| NICK LOPEZ | 5 (vs MURRAY STATE; 3/12/24) | 5 (AT FLORIDA; 5/10/24) | 4 (AT OLE MISS; 3/30/24) |
| JAMES MCCOY | 4 (AT OLE MISS; 3/30/24) | 3 (vs. WMU (NCAAT); 5/31/24) | 3 (AT SOUTH CAROLINA; 4/27/24) |
| NOLAN MCCARTHY | 3 (AT AUBURN; 4/12/24) | 6 (AT OLE MISS; 3/30/24) | 4 (AT OLE MISS; 3/30/24) |
| RYAN NICHOLSON | 3 (vs TENNESSEE; 4/21/24) | 5 (AT FLORIDA; 5/10/24) | 3 (AT SOUTH CAROLINA; 4/27/24) |
| EMILIEN PITRE | 4 (AT LSU; 4/13/23) | 4 (vs ARKANSAS; 5/4/24) | 4 (AT SIU; 3/12/23) |
| LUKAS SCHRAMM | 1 (vs EKU; 3/5/24) | 2 (vs TEXAS STATE; 2/24/24) | 2 (AT UPSTATE; 2/18/24) |
| ELI SMALL | 1 (AT FLORIDA; 5/10/24) | 1 (AT FLORIDA; 5/10/24) | 1 (AT FLORIDA; 5/10/24) |
| GRANT SMITH | 3 (vs. ALABAMA; 4/7/24) | 4 (AT SOUTH CAROLINA; 4/27/24) | 3 (vs ARKANSAS; 5/4/24) |
| RYAN WALDSCHMIDT | 4 (vs VANDERBILT; 5/17/24) | 6 (AT LOUISVILLE; 4/16/24) | 4 (vs VANDERBILT; 5/17/24) |

| PITCHERS | INNINGS (most recent) | STRIKEOUTS (most recent) | PITCHES (most recent) |
|------------------|------------------------------------|---------------------------------|----------------------------------|
| CARSON APPLIGATE | 1.0 (vs KENNESAW STATE; 3/9/24) | 1 (vs KENNESAW STATE; 3/9/24) | 18 (vs KENNESAW STATE; 3/9/24) |
| EVAN BYERS | 3.0 (vs. KANSAS; 2/25/24) | 3 (vs MISSOURI; 4/1/23) | 39 (vs. KANSAS; 2/25/24) |
| BEN CLEAVER | 2.0 (vs SOUTH CAROLINA; 5/24/24) | 3 (vs SOUTH CAROLINA; 5/24/24) | 31 (vs SOUTH CAROLINA; 5/24/24) |
| COLBY FRIEDA | 2.0 (vs LIPSCOMB; 3/3/24) | 4 (vs LIPSCOMB; 3/3/24) | 45 (vs. VANDERBILT; 4/22/22) |
| RYAN HAGENOW | 4.2 (vs INDIANA; 6/4/23) | 6 (vs. HIGH POINT; 3/13/22) | 82 (AT MISS. STATE; 4/1/21) |
| EVAN HART | 0.1 (vs KENNESAW STATE; 3/9/24) | 1 (vs. WESTERN KY; 2/27/24) | 10 (vs. WESTERN KY; 2/27/24) |
| ZACH HISE | 2.0 (AT ALABAMA; 3/24/23) | 3 (AT LSU; 4/13/23) | 52 (AT LSU; 4/13/23) |
| ROBERT HOGAN | 3.2 (vs TENNESSEE; 4/21/24) | 5 (vs LSU; 5/22/24) | 66 (vs TENNESSEE; 4/20/24) |
| JOHNNY HUMMEL | 3.1 (AT MISSOURI; 3/22/24) | 6 (AT MISSOURI; 3/22/24) | 54 (AT MISSOURI; 3/22/24) |
| DREW LAFFERTY | 5.0 (vs EKU; 3/5/24) | 4 (vs EVANSVILLE; 3/19/24) | 70 (vs EVANSVILLE; 3/19/24) |
| JAMES MCCOY | 1.2 (vs KENNESAW STATE; 3/9/24) | 1 (vs KENNESAW STATE; 3/9/24) | 32 (vs KENNESAW STATE; 3/9/24) |
| MASON MOORE | 7.0 (vs. ALABAMA; 4/7/24) | 8 (vs GEORGIA; 3/17/24) | 110 (AT FLORIDA; 5/12/24) |
| DOMINIC NIMAN | 9.0 (vs. ALABAMA; 4/6/24) | 9 (AT MISSOURI; 3/23/24) | 114 (vs. GEORGIA; 3/16/24) |
| JACKSON NOVE | 3.0 (vs LIPSCOMB; 3/1/24) | 5 (vs LIPSCOMB; 3/1/24) | 54 (AT AUBURN; 4/12/24) |
| CAMERON O'BRIEN | 1.2 (AT LOUISVILLE; 4/16/24) | 3 (vs. MOREHEAD; 2/20/24) | 36 (AT SOUTH CAROLINA; 4/27/24) |
| TREY POOSER | 7.0 (vs. ILLINOIS (NCAAT); 6/1/24) | 11 (AT SOUTH CAROLINA; 4/26/24) | 114 (AT SOUTH CAROLINA; 4/26/24) |
| COOPER ROBINSON | 2.0 (AT EKU; 3/6/24) | 4 (AT EKU; 3/6/24) | 38 (AT EKU; 3/6/24) |
| HAYDEN SMITH | 1.2 (vs MOREHEAD; 2/20/24) | - | 28 (vs. MOREHEAD; 2/20/24) |
| TRAVIS SMITH | 7.0 (vs KENNESAW STATE; 3/8/24) | 8 (vs. LOUISVILLE; 4/25/23) | 104 (vs KENNESAW STATE; 3/8/24) |
| JAKE TITUS | 1.1 (vs WESTERN KY; 2/27/24) | 1 (vs. WESTERN KY; 2/27/24) | 21 (vs LSU; 5/22/24) |

PITCHING MASTERCLASS

In Kentucky's series sweep over No. 11 Alabama, the Cats only needed to use five arms over the three games. On Friday night, Trey Pooser delivered an electric start of 7.0 innings of two-run baseball, before Travis Smith tossed the final two innings of the 6-2 win. However, Saturday's performance by Dominic Niman proved to be the weekend's showstopper, as the graduate transfer from Central Connecticut State tossed a complete game shutout. Niman allowed three hits, zero walks, seven strikeouts, and three exactly 100 pitches over the nine innings to earn SEC Pitcher of the Week honors. Mason Moore followed his rotation mates on Sunday, throwing seven innings while only allowing one run. Jackson Nove threw the final two innings of the series as Kentucky won all three games.

FREE BASEBALL

Kentucky is 3-1 in extra-inning games this season, with all four games coming on the road. Despite falling at South Carolina in 10 innings, the Wildcats picked up an 11-inning win at Missouri, and two 10-inning wins at Florida, all thanks to a "Biggie" inning. At Mizzou, Kentucky scored six runs in the 11th. At Florida, Kentucky took game one thanks to three runs in the tenth, before clinching the series in game three after a four run tenth. All three wins featured multi-RBI doubles to help seal the deal, as Emilien Pitre (Mizzou G1), Nick Lopez (Florida G1), and Patrick Herrera (Florida G3) each picked up clutch hits in the extra frames. Since 2020, Kentucky is 10-2 in extra-inning affairs.

SEC SLUGGERS

Kentucky has hit 56 of its 75 regular season home runs this season in SEC play, good for 74.7 percent. While the Cats are only ninth in the SEC in total home runs, that ranking jumps to fifth with only including SEC games. Additionally, at nearly 75 percent, Kentucky leads the league in percentage of home runs hit in conference play, displaying the firepower of the Kentucky offense against some of the best pitchers in the nation.

PORTAL POWER - THE SEQUEL

Having hit the jackpot in the NCAA transfer portal a season ago, which was a key foundational piece in the team that reached the NCAA Super Regional for the second time in seven seasons, Kentucky is has mined gems from that fertile resource yet again.

On the position player side, the strong defensive group can also find a barrel. The group of IF Mitchell Daly, IF Ryan Nicholson, IF Nick Lopez, OF Ty Crittenberger and OF Ben Higdon all have Division I experience and posted the following career numbers at that level entering the season: 622 games played with 547 starts, .278 average in over 2,000 at bats, 362 runs, 123 doubles, eight triples, 68 home runs, 329 RBI, 260 base on balls, 66 stolen bases and 41 hit by pitch. It has received major contributions in 2024 from Daly, Lopez and Nicholson.

Conversely, the group of LHP Dominic Niman, RHP Trey Pooser, RHP Cooper Robinson, RHP Cameron O'Brien, RHP Robert Hogan and RHP Johnny Hummel have massive experience at the D-I and D-II levels. In 258 games pitched entering the season it had pitched 660.2 innings, 53-27 record, 26 saves, 667 strikeouts and 653 hits allowed. Niman is tied for the team lead in wins, Hummel leads the team in saves, Hogan and O'Brien are critical pieces of the bullpen and Pooser has solidified the Friday night starter role.

WALDY'S WORLD

Kentucky's Ryan Waldschmidt has emerged as one of the best leadoff hitters in the country, leading the team with a blistering .405 batting average in SEC play. Recently named to the All-SEC Second Team, Waldschmidt leads the league in doubles and stolen bases in SEC play, and is also top-five in batting average, on-base percentage, runs scored, and hits. Recovering from a torn ACL suffered in the Cape Cod League in the Summer of 2023, Waldschmidt had to start the season on the bench as he awaited full clearance to return to competition. Since his return, first as a pinch hitter and a designated hitter, then to his normal position in left field, he has excelled at the top of Kentucky's lineup, setting the table with an overall batting average of .357, an overall OBP of .488, as well as 20 multi-hit, and 12 multi-RBI, games. His 31 extra base hits (17 doubles, 14 home runs) and 24 stolen bases lead on the team. Waldschmidt also has a pair of multi-homer games, hitting two against Louisville on April 16 and against Arkansas in the SEC Tournament on May 23.

OUI, OUI

Infielder Emilien Pitre was a revelation for the Cats in 2023, batting .318 with more walks than strikeouts, 18 extra-base hits, 51 RBI and 20 stolen bases. Credit the coaching staff for discovering the Canadian and earning his commitment to UK as a 130-pound high schooler who barely spoke English outside of his native French. He has quickly assimilated to the culture and language of college baseball. He was named Second Team All-SEC and SEC All-Defensive Team in his first season as a regular after seeing just four at-bats as a freshman in 2022. In 2024, Pitre is hitting .304, with a career-high eight home runs, 52 RBI, and a team-leading 42 walks. He also leads the team with 24 stolen bases. He was also named to the 2024 SEC All-Defensive team at second base, the second consecutive year he has earned that honor.

POWER OF POSITIVITY

Redshirt junior catcher Devin Burkes has become beloved amongst teammates and fans because of his relentless positivity, pursuit of greatness and willingness to wait his turn and earn his opportunities in an increasingly impatient world. His infectious smile and edgy flair has made him one of college baseball's most likeable student-athletes, but where does it come from? He gets it from his momma, Denise.

"It comes from my mom," Burkes said. "My brother and I didn't always have the easiest upbringing. My mom and dad raised us to go around positive every day. Every day you've got something to live for, play for, love on somebody for because we don't know who is going to be there when we wake up the next day. Got it from Momma Burkes."

MUSTACHE MAGIC

Nick Lopez, an All-SEC First Team selection as a designated hitter, has emerged as a top bat for Kentucky in his final season of college baseball. Beginning his career at UIC, before making stops at the Junior College level and USC, Lopez arrived in Lexington and has made an immediate impact, leading the team in regular-season batting average at .369. He has excelled at an extremely high level all season, all while rocking the best mustache in college baseball. A switch hitter, Lopez has displayed power from both sides of the plate this season, even homering from each side of the box on April 13 at Auburn. He leads the team with 23 multi-hit games, and owns the team lead with 15 multi-RBI games, including two games with 5 RBI (Game 3 at



Auburn and Game 1 at Florida).

ON THE DALY

Mitchell Daly, a transfer infielder from Texas, brings a winning pedigree to UK, having played in a pair of College World Series and a Super Regional in his three seasons with the Longhorns. He was a Freshman All-American and All-Big 12 honoree as a freshman in 2021 and has started 209 career games. He can play second base, shortstop and third base and provides invaluable leadership and winning mentality to the Cats' lineup. This season, he has held down the third base position, hitting .294 with six home runs, 41 RBI, and 32 walks. Daly was named to the 2024 All-SEC Defensive Team and also hit the Cats' only grand slam this season in the middle game of the Karbach Round Rock Classic against Texas State.

IN THE NICH (OLSON) OF TIME

Graduate INF Ryan Nicholson, a Cincinnati transfer and Louisville native, has excelled in his only year as a Wildcat, leading the team in home runs (19) and RBI (57). He has provided major power for the Cats in SEC play, finding himself in the top-five for slugging percentage, home runs, and runs batted in. Furthermore, 16 of his 18 home runs and 40 of his 54 RBI have come against SEC pitching. Nicholson also is second on the team with 14 multi-RBI games, with 10 games of at least 3 runs driven in. Nicholson had five multi-homer games this season, all coming in SEC play (3/17-Georgia; 4/7-Alabama; 4/12-Auburn; 4/27-South Carolina; 5/10-Florida). From April 7 to April 16, Nicholson blasted seven home runs in six games, including at least one in all three games at Auburn.

GINGER MISSILE

Redshirt-junior OF Nolan McCarthy has made the most of his first season at an everyday starter, holding down centerfield while also batting .283 with 36 RBI and 7 home runs. A member of the program for four years, McCarthy waited his turn for two years before spending the 2023 season in-and-out of the lineup. However, he has emerged as a key piece of the 2024 SEC Championship squad, hitting .325 in conference play, good for third on the team. He also has hit all seven of his home runs this season against SEC teams. McCarthy also is skilled with the glove, robbing a home run in Kentucky's SEC Tournament win over No. 5 Arkansas.

BIG MAC

Redshirt-sophomore UTL James McCoy has become the everyday starter in right field this season, while also seeing some time on the mound as a relief pitcher. In the field, he has picked up a pair of outfield assists while also making multiple impressive grabs but has made some serious noise at the plate. In the final two games of the series at Ole Miss, McCoy went 7-8 at the plate, with five RBI, four runs, and two home runs. He has five three-hit performances this season, all in SEC play. McCoy is also a valuable asset to the Kentucky bullpen, often entering in late game situations. He has four innings pitched this season across six appearances. He has not allowed an earned run and even picked up a save in Kentucky's series clinching win at Mizzou on March 24. McCoy was key in Kentucky's opening round NCAA Tournament win over WMU, blasting two extra-base hits and driving in three.

GRANT-IN-AID

Kentucky shortstop Grant Smith quietly made a massive impact on the program in 2023 and is despite nagging injuries has had an even better

senior campaign. Beyond the raw statistics, Smith was one of three finalists nationally for the Rawlings Gold Glove, led the SEC with 11 sacrifice bunts and had eight bunt hits in 11 tries in 2023.

POOOOOOOOOS

Senior RHP Trey Pooser, a transfer from College of Charleston, has emerged as Kentucky's Friday Night starter, and has dominated in his role since making his first start on March 22 at Missouri. Used out of the bullpen for the entire non-conference slate, an injury to Travis Smith pushed Pooser into the rotation, a spot he would never relinquish due to his outstanding performance. Pooser ended the regular season with a 4-1 record, with his only losing decision at the hands of Arkansas and Hagen Smith. He led all Wildcat starters with a 4.15 ERA in conference play and went at least five innings in all but one start this season. In his first career SEC Tournament game, Pooser was the winning pitcher in Kentucky's 9-6 win over No. 5 Arkansas. He pitched 5.0 innings, allowing no runs on three hits, one walk, three strikeouts.

DOM(INANT) NIMAN

Kentucky LHP Dominic Niman has been everything the Cats could have hoped for and more through his first 10 starts, posting 7-3 record as the Saturday starter. Niman was named SEC Pitcher of the Week after tossing a three-hit shutout vs. then-No. 11 Alabama, which entered the game with one of the nation's prolific offenses. Niman held them to their lowest run and hit total on the season. He joins MLBers Sean Hjelle and Zack Thompson as the three Cats who have thrown shutouts in the Nick Mingione era.

IT JUST MEANS MOORE

Junior pitcher Mason Moore burst onto the scene during a sensational 2023 season that included 14 shutout innings pitched in the NCAA Tournament. He tossed the final 5.0 innings of UK's wins over both Ball State in its NCAA opener and in the regional championship victory over Indiana, then blanked the high-powered offense of eventual national champion LSU for four innings in the Super Regional. He is 8-2 in his role as Sunday starter in 2024, picking up four wins against ranked teams (Georgia, Ole Miss, Alabama, Arkansas), and was named to the 2024 SEC All-Defensive team.

NEXT MAN UP

Patrick Herrera has been one of the most versatile players for Kentucky this season, filling in for multiple players in multiple positions. A natural infielder, he spent most of the non-conference season in the outfield while injured Wildcats like Ryan Waldschmidt and Nolan McCarthy recovered from injuries. At Florida, he moved over to third base while Grant Smith was battling injuries as well. He has excelled at the plate in his opportunities this season, including a three-RBI performance in the Round Rock Classic Finale against Kansas, a 6-11 weekend against Lipscomb, and an incredible game against Miami (Ohio) where he reached base in all six of his plate appearances, despite not registering an official at bat (4 BB, 2 HBP). However, Herrera's most impactful game came in the series finale at the Swamp, where he went 2-3, with a walk, HBP, 4 RBI, and the game-winning bases clearing double in the top of the tenth inning.

WELCOME BACK, HAGS

After missing much of the first half of the season due to injury, senior RHP Ryan Hagenow returned to action on April 9 at Samford and has since solidified himself as one of the key members of the Kentucky bullpen. He has seen action in each of the last six SEC series of the season, not surrendering

a run until the ninth inning of an 11-3 win over No. 2 Arkansas. He picked up his first save of the season in Kentucky's wild 15-13 win at South Carolina, and has picked up a pair of SEC victories late in the season, taking the win in Game 1 at Florida before becoming the pitcher of record in Kentucky's SEC Championship-clinching victory over Vanderbilt on May 17. Hagenow also pitched the final two innings in Kentucky's NCAA Regional win over Illinois, allowing only one hit and no runs.

THE FIREMAN

Senior RHP Cameron O'Brien, a transfer from Campbell, has carved out a unique role in Kentucky's pitching staff this season. Dubbed "The Fireman" by Coach Mingione, O'Brien's main role has been to enter the game with runners on base and finish out innings without any damage. As such, he leads the team with 29 appearances this season. With only one appearance of two innings or more this season, O'Brien has accepted and excelled in his role of putting out fires on the basepaths. He was exceptional in the middle of the season, going an entire month without allowing an earned run, starting on March 24 at Mizzou before ending on April 26 at South Carolina.

LEAVE IT TO CLEAVER

Highly touted freshman Ben Cleaver has been limited this season due to injuries, but came up clutch in a major way to clinch Kentucky's series win at Florida on May 12. With two-outs in the bottom of the tenth, and the Cats nursing a two-run lead, Cleaver entered the game with the tying runs in scoring position. He proceeded to strike out the Gator batter in three pitches to pick up the first save of his career in his first appearance since March 19. Cleaver earned his first taste of postseason baseball in Kentucky's SEC Tournament finale vs. South Carolina, pitching the final two innings, allowing no runs or hits. He struck out three of the six batters he faced and also picked off a runner at second base.

BOBBY SPINS

RHP Robert Hogan, a transfer from Texas A&M, has emerged late in the season as a high-leverage member of the Kentucky bullpen. Hogan has pitched the majority of his innings in SEC action and has acted as a key middle inning reliever. His best performance of the season came in Kentucky's comeback victory in the series finale at Auburn, where he threw 3.0 shutout innings, only allowing one hit while also picking up his first career winning decision in SEC play. Hogan also saw postseason action for the first time as a Wildcat on May 22 against LSU, pitching 3.0 scoreless innings and picking up a career-high five



Pitcher Trevor Fitts and catcher Nick Ammirati were the starting battery in 2013 College World Series for Miss. State.

strikeouts. In his NCAA Tournament debut, Hogan picked up his first save as a Wildcat, finishing the final 3.1 innings of the game and holding Western Michigan scoreless, helping Kentucky earn a 10-8 Opening Round win.

LIGHTNING STRIKE

Graduate RHP Johnny Hummel has stepped into the closer role for the Cats this season, leading the team with six saves while also picking up a winning decision in three games. After spending the first four years of his career at Division II Erskine College in Due West, South Carolina, Hummel has made the major jump to the Southeastern Conference with some outstanding performances, including earning his first SEC victory after 3.1 scoreless innings at Missouri. He also picked up saves in five SEC games (at Ole Miss, at Auburn x2, Tennessee, Arkansas). Hummel saw D1 postseason action for the first time on May 22 in the SEC Tournament against LSU, where he faced the minimum over 2.0 scoreless innings whilst picking up a pair of strikeouts. A big fan of the Cars franchise, Hummel, also known as Lightning, walks out to the mound to Sheryl Crow's Real Gone in homage to Lightning McQueen.

SMALL NAME, BIG GAME

Freshman Eli Small has provided some big lifts for Kentucky as a pinch hitter. In the first at bat of his career at USC Upstate, Small launched his first career



home run. Small was the first Wildcat to launch a home run in their first career-at bat since T.J. Collett in 2017. In the series opener at Florida, Small also delivered, hitting a game-tying RBI double with two outs in the eighth inning. Kentucky would eventually win that game 12-11 in ten innings.

AUSTIN, POWERED!

Former All-American, professional ballplayer, two-time Gold Glove winner and USA Baseball alum Austin Cousino has returned to his alma mater as an assistant coach/recruiting coordinator on Nick Mingione's staff. Cousino already has tapped into his immense professional scouting experience with a pair of organizations to get the Wildcats' recruiting off to a strong start with Cousino as its lead recruiter. The former Wildcat starred at UK from 2012-14 and is considered one of the top all-around players to have suited up for the Blue and White. He also played in both the Angels and Mariners' farm systems and reached Triple-A before a shoulder injury derailed his career.

THE LAW FIRM OF SALOW & FITTS

Austin Cousino wasn't the only former Kentucky great to return to Lexington in the offseason, as former All-American and first team All-SEC pitcher Logan Salow came back to his Bluegrass roots as a graduate manager. Salow was a critical component of the 2017 squad that became the first to reach a Super Regional in school history before being drafted by the Athletics in the sixth round and spending five seasons in professional baseball, where he struck out 11.9 batters per nine innings and reached Triple-A. He appeared 95 times in a UK uniform, pitching to a 3.40 earned run average and leaving as the program's single-season saves leader (12 in 2017, tied with Trevor Gott) and No. 2 on the school's career saves list with 16.

Joining him in providing invaluable experience around the program is former Mississippi State star pitcher Trevor Fitts, now UK's Director of Player Development. Fitts had a 2.63 ERA in 62 games with the Bulldogs.

#EVERYTHINGSCHOOL

Under the direction of athletics director Mitch Barnhart, UK has greatly enhanced its athletic profile across the entire department since his arrival. In recent years, volleyball and rifle each have national championships, football has had a pair of 10-win seasons and Citrus Bowl championships, men's tennis finished national runners-up (2022), SEC Tournament Champions (2023, 2024), and SEC Regular Season Champions (2024), men's soccer completed an undefeated regular season and No. 1 overall seed in NCAA Tournament (2022), baseball reached a pair of Super Regionals (2017, 2023) and won an SEC Championship (2024), softball advanced to the WCWS (2014), women's swimming won the Southeastern Conference title (2021), track and field and gymnastics (2023 6th Place Finish) each cemented their status as elite programs on the national scene, and women's basketball won the SEC Tournament for the second time in 2022. That's not to mention the continued excellence of men's basketball and cheerleading, all of which culminated in a school-record ninth place finish in the Director's Cup standings for 2021-22.

THE NEW SEC

Beginning with the 2025 season, Oklahoma and Texas will deepen an already incredibly challenging league and the SEC has announced a new scheduling format that features a pair of permanent opponents for each school, including South Carolina and Vanderbilt for Kentucky. As previously announced, teams will play a three-game series against two permanent opponents and eight rotating opponents for a total of 30 conference games. Standings will be kept in a single-division format, eliminating divisional standings.

FUELED BY VETERANS



In contrast to 2023, the 2024 version of UK baseball is much more of a known entity. The Cats will have returning starters at catcher, second base, shortstop, left field and right field, as well as a handful of arms who played large roles a season ago. Add senior Reuben Church and veteran transfer starters at first base, third base, centerfield and designated hitter and this is as experienced a team as there is in the Southeastern Conference.

MINGIONE IS SUPER-B

Kentucky coach Nick Mingione is writing his name all over the school's record books. In addition to being on the coaching staff of all three teams that have hosted a regional (assistant in 2006, head coach in 2017 and 2023), he is the only head coach to guide UK to a Super Regional, now having done so in twice in the last six NCAA Tournaments. Kentucky captured the heart of the Big Blue Nation in 2023, playing an exciting brand of baseball that led to large crowds, a top RPI rating and one of the 16 NCAA Regional host locations. When the Cats battled back and advanced to face eventual national champion LSU it marked the program's second-ever Super Regional appearance, both of which have been orchestrated during Coach Mingione's tenure.

DESTINATION: LEXINGTON

Kentucky signed another strong recruiting class last November, this time focusing heavily on the high school ranks instead of mining the NCAA transfer portal for immediate, experienced help. UK also kept the Commonwealth's top talent at home, bringing in seven players from inside the state, including four of Prep Baseball Report's top nine prospects. UK also snagged recruits from Georgia, Illinois, Indiana and Missouri.



SERIOUSLY STAFFED

Kentucky’s baseball staff is full of proven winners with College World Series, USA Baseball experience and more. Head coach Nick Mingione was part of the coaching staff when UK won its first - and only - Southeastern Conference championship in 2006, has been to five College World Series at various levels and been mentored by some of the game’s best minds.

Additionally, pitching coach Dan Roszel has coached multiple conference championship squads and been to three Super Regionals, hitting coach and recruiting coordinator Austin Cousino was part of the 2012 UK team that still owns the school-record for victories and a two-time member of the USA Collegiate National Team, while assistant coach Nick Ammirati and Director of Player Development Trevor Fitts were the starting battery in Game 1 of the 2013 national championship series.

DID YOU KNOW? WILDCATS TRIVIA ...

- Ben Cleaver: Pitches left-handed but throws other balls right-handed
- Ty Crittenger: Great grandfather was a 2-star Lieutenant General in the United States Army
- Mitchell Daly: Father, Edward, is a 4-star General in the United States Army
- Landon Franklin: Family adopted a young boy (Israel) from Africa in 2021
- Kyuss Gargett: Held youth world deadlift record when he was 10
- Ethan Hindle: Father, David, played cricket and rugby at the University of London
- Nick Lopez: Hosts a popular podcast called “The Leisure House”
- Cooper Robinson: Maternal side of family owns the oldest surf shop in Hawaii
- Lukas Schramm: Type-1 diabetic and active in awareness of the condition
- Hayden Smith: Hit by a car at age nine

HOME RUN BREAKDOWN

BY LOCATION

| | |
|---------|----|
| AT HOME | 41 |
| ON ROAD | 35 |
| NEUTRAL | 5 |

BY PITCHER

| | |
|-----------|----|
| VS. RIGHT | 54 |
| VS. LEFT | 27 |

BY CONFERENCE

| | |
|-------------|----|
| VS. SEC | 59 |
| VS. NON-SEC | 20 |

BY OUTS

| | |
|--------------|----|
| WITH NO OUT | 32 |
| WITH ONE OUT | 28 |
| WITH TWO OUT | 23 |

BY RUNNERS ON

| | |
|------------|----|
| SOLO | 45 |
| TWO-RUN | 26 |
| THREE-RUN | 10 |
| GRAND SLAM | 1 |

BY COUNT

| | |
|-----------------|----|
| AHEAD IN COUNT | 30 |
| EVEN IN COUNT | 25 |
| BEHIND IN COUNT | 23 |
| FULL COUNT | 4 |
| FIRST PITCH | 13 |
| TWO STRIKES | 26 |

BY TIME OF DAY

(FIRST PITCH BEFORE/AFTER 6 P.M. EST)

| | |
|-------------|----|
| DAY GAMES | 50 |
| NIGHT GAMES | 31 |

HR BY POSITION

| | |
|---------|---------|
| C - 5 | LF - 13 |
| 1B - 20 | CF - 9 |
| 2B - 8 | RF - 7 |
| SS - 7 | DH - 6 |
| 3B - 5 | PH - 1 |

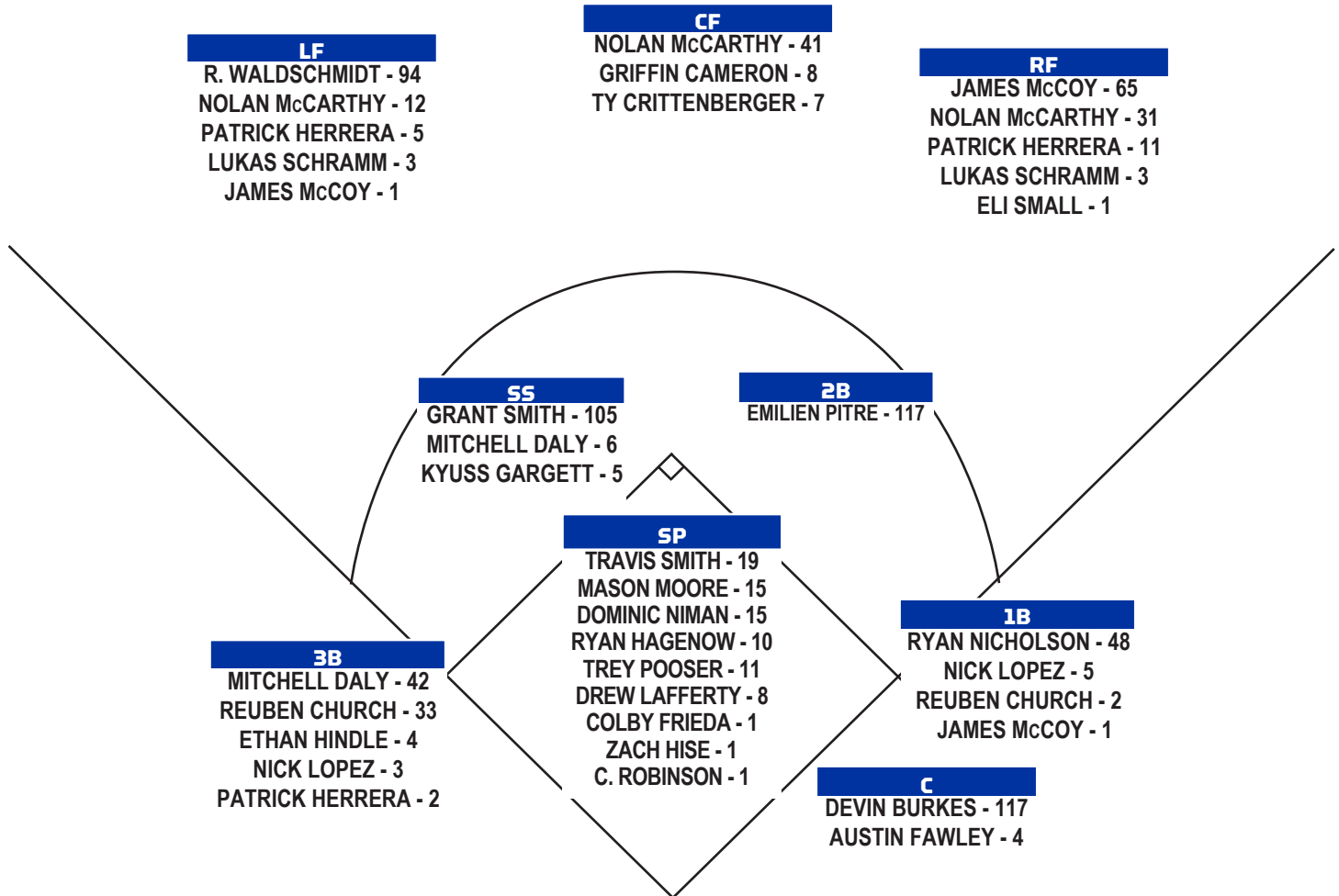
HR BY INNING

| | |
|----------|----------|
| 1ST - 5 | 6TH - 13 |
| 2ND - 5 | 7TH - 7 |
| 3RD - 12 | 8TH - 10 |
| 4TH - 11 | 9TH - 7 |
| 5TH - 12 | 10+ - 0 |

2024 HOME RUN TRACKER

| NO | PLAYER (#) | OPPONENT | ON | INN. | OUT | COUNT | RHP/LHP |
|----|-------------------|--------------------------|----|------|-----|-------|---------|
| 1 | D. BURKES (1) | USC UPSTATE | 1 | 8 | 2 | 2-2 | RHP |
| 2 | L. SCHRAMM (1) | USC UPSTATE | 0 | 4 | 0 | 2-1 | LHP |
| 3 | CRITTENBERGER (1) | USC UPSTATE | 1 | 6 | 0 | 1-2 | RHP |
| 4 | E. SMALL (1) | USC UPSTATE | 0 | 8 | 0 | 0-2 | RHP |
| 5 | M. DALY (1) | TEXAS STATE | 3 | 2 | 2 | 0-0 | RHP |
| 6 | E. PITRE (1) | KANSAS | 2 | 4 | 2 | 0-2 | RHP |
| 7 | A. FAWLEY (1) | W. KENTUCKY | 0 | 6 | 0 | 0-2 | LHP |
| 8 | WALDSCHMIDT (1) | LIPSCOMB | 1 | 7 | 2 | 2-1 | RHP |
| 9 | N. LOPEZ (1) | E. KENTUCKY | 2 | 3 | 1 | 2-2 | LHP |
| 10 | A. FAWLEY (2) | E. KENTUCKY | 0 | 5 | 1 | 1-2 | RHP |
| 11 | K. GARGETT (1) | KENNESAW STATE | 0 | 5 | 1 | 1-0 | RHP |
| 12 | NICHOLSON (1) | MURRAY STATE | 1 | 4 | 2 | 0-0 | LHP |
| 13 | N. MCCARTHY (1) | GEORGIA | 0 | 6 | 1 | 2-1 | RHP |
| 14 | M. DALY (2) | GEORGIA | 1 | 6 | 2 | 1-2 | RHP |
| 15 | N. LOPEZ (2) | GEORGIA | 1 | 7 | 2 | 0-2 | RHP |
| 16 | J. MCCOY (1) | GEORGIA | 0 | 8 | 0 | 0-0 | RHP |
| 17 | WALDSCHMIDT (2) | GEORGIA | 0 | 8 | 0 | 0-0 | RHP |
| 18 | NICHOLSON (2) | GEORGIA | 1 | 3 | 2 | 0-0 | LHP |
| 19 | PITRE (2) | GEORGIA | 1 | 4 | 2 | 1-2 | LHP |
| 20 | NICHOLSON (3) | GEORGIA | 0 | 6 | 2 | 2-0 | RHP |
| 21 | NICHOLSON (4) | MISSOURI | 0 | 4 | 0 | 1-1 | RHP |
| 22 | CRITTENBERGER (2) | MIAMI (OHIO) | 0 | 8 | 2 | 1-1 | RHP |
| 23 | E. PITRE (3) | OLE MISS | 0 | 8 | 0 | 2-2 | RHP |
| 24 | N. MCCARTHY (2) | OLE MISS | 1 | 3 | 2 | 1-0 | LHP |
| 25 | J. MCCOY (2) | OLE MISS | 1 | 5 | 1 | 1-2 | RHP |
| 26 | N. MCCARTHY (3) | OLE MISS | 2 | 6 | 1 | 0-1 | RHP |
| 27 | E. PITRE (4) | OLE MISS | 0 | 9 | 0 | 1-1 | RHP |
| 28 | J. MCCOY (3) | OLE MISS | 0 | 5 | 0 | 1-1 | RHP |
| 29 | G. SMITH (1) | OLE MISS | 2 | 7 | 1 | 0-1 | RHP |
| 30 | N. MCCARTHY (4) | ALABAMA | 1 | 6 | 1 | 1-2 | RHP |
| 31 | WALDSCHMIDT (3) | ALABAMA | 1 | 3 | 1 | 1-0 | LHP |
| 32 | G. SMITH (2) | ALABAMA | 1 | 6 | 2 | 2-0 | RHP |
| 33 | NICHOLSON (5) | ALABAMA | 1 | 3 | 1 | 1-0 | RHP |
| 34 | NICHOLSON (6) | ALABAMA | 2 | 7 | 1 | 1-2 | LHP |
| 35 | G. SMITH (3) | SAMFORD | 1 | 5 | 2 | 3-1 | RHP |
| 36 | D. BURKES (2) | SAMFORD | 0 | 6 | 1 | 0-2 | RHP |
| 37 | NICHOLSON (7) | AUBURN | 1 | 7 | 2 | 0-1 | LHP |
| 38 | NICHOLSON (8) | AUBURN | 0 | 2 | 1 | 3-1 | RHP |
| 39 | G. SMITH (4) | AUBURN | 0 | 3 | 0 | 0-0 | RHP |
| 40 | WALDSCHMIDT (4) | AUBURN | 0 | 3 | 0 | 0-0 | RHP |
| 41 | N. MCCARTHY (5) | AUBURN | 0 | 4 | 0 | 0-1 | RHP |
| 42 | E. PITRE (5) | AUBURN | 0 | 9 | 0 | 1-0 | RHP |
| 43 | NICHOLSON (9) | AUBURN | 1 | 9 | 2 | 3-2 | RHP |
| 44 | J. MCCOY (4) | AUBURN | 2 | 5 | 0 | 0-1 | RHP |
| 45 | NICHOLSON (10) | AUBURN | 0 | 6 | 0 | 1-1 | RHP |
| 46 | N. LOPEZ (3) | AUBURN | 1 | 6 | 2 | 0-0 | LHP |
| 47 | N. LOPEZ (4) | AUBURN | 2 | 8 | 1 | 3-2 | RHP |
| 48 | WALDSCHMIDT (5) | LOUISVILLE | 0 | 1 | 0 | 2-0 | RHP |
| 49 | NICHOLSON (11) | LOUISVILLE | 1 | 5 | 1 | 1-1 | RHP |
| 50 | WALDSCHMIDT (6) | LOUISVILLE | 2 | 5 | 2 | 2-2 | RHP |
| 51 | M. DALY (3) | LOUISVILLE | 1 | 6 | 1 | 1-1 | LHP |
| 52 | WALDSCHMIDT (7) | TENNESSEE | 0 | 3 | 1 | 2-0 | RHP |
| 53 | N. MCCARTHY (6) | TENNESSEE | 0 | 8 | 1 | 0-1 | RHP |
| 54 | WALDSCHMIDT (8) | TENNESSEE | 0 | 1 | 0 | 0-0 | RHP |
| 55 | D. BURKES (3) | TENNESSEE | 0 | 3 | 1 | 2-1 | LHP |
| 56 | M. DALY (4) | TENNESSEE | 0 | 4 | 0 | 0-0 | LHP |
| 57 | G. SMITH (5) | TENNESSEE | 1 | 6 | 2 | 3-2 | LHP |
| 58 | N. MCCARTHY (7) | TENNESSEE | 0 | 7 | 2 | 0-0 | LHP |
| 59 | M. DALY (5) | TENNESSEE | 0 | 9 | 1 | 2-2 | LHP |
| 60 | NICHOLSON (12) | TENNESSEE | 0 | 9 | 1 | 1-0 | LHP |
| 61 | WALDSCHMIDT (9) | SO. CAROLINA | 0 | 3 | 1 | 2-0 | RHP |
| 62 | M. DALY (6) | SO. CAROLINA | 0 | 4 | 0 | 2-1 | RHP |
| 63 | NICHOLSON (13) | SO. CAROLINA | 0 | 4 | 0 | 1-1 | RHP |
| 64 | NICHOLSON (14) | SO. CAROLINA | 0 | 5 | 1 | 0-2 | LHP |
| 65 | J. MCCOY (5) | SO. CAROLINA | 0 | 5 | 2 | 0-2 | LHP |
| 66 | E. PITRE (6) | ARKANSAS | 0 | 1 | 1 | 0-2 | LHP |
| 67 | N. LOPEZ (5) | ARKANSAS | 1 | 3 | 1 | 2-1 | LHP |
| 68 | NICHOLSON (15) | FLORIDA | 1 | 8 | 1 | 3-2 | RHP |
| 69 | NICHOLSON (16) | FLORIDA | 2 | 9 | 2 | 2-0 | RHP |
| 70 | WALDSCHMIDT (10) | VANDERBILT | 2 | 3 | 2 | 1-1 | RHP |
| 71 | N. LOPEZ (6) | VANDERBILT | 0 | 8 | 1 | 1-0 | RHP |
| 72 | WALDSCHMIDT (11) | VANDERBILT | 0 | 1 | 0 | 0-0 | LHP |
| 73 | E. PITRE (7) | VANDERBILT | 0 | 1 | 0 | 2-1 | LHP |
| 74 | NICHOLSON (17) | VANDERBILT | 0 | 2 | 0 | 1-0 | LHP |
| 75 | E. PITRE (8) | VANDERBILT | 0 | 5 | 1 | 1-1 | LHP |
| 76 | WALDSCHMIDT (12) | ARKANSAS (SECT) | 0 | 4 | 1 | 2-0 | RHP |
| 77 | NICHOLSON (18) | ARKANSAS (SECT) | 0 | 5 | 1 | 1-0 | RHP |
| 78 | WALDSCHMIDT (12) | ARKANSAS (SECT) | 1 | 7 | 0 | 0-2 | RHP |
| 79 | MCCOY (6) | WESTERN MICHIGAN (NCAAT) | 1 | 2 | 1 | 1-0 | RHP |
| 80 | NICHOLSON (19) | ILLINOIS (NCAAT) | 1 | 2 | 0 | 0-1 | LHP |
| 81 | WALDSCHMIDT (13) | ILLINOIS (NCAAT) | 1 | 9 | 0 | 0-0 | RHP |

GAMES STARTED AT KENTUCKY




GAMES-GAMES STARTED (POSITION PLAYERS)

| PLAYER | CAREER | 2024 | 2023 | 2022 | 2021 | 2020 |
|------------------|---------|-------|--------|--------|--------|--------|
| MITCHELL DALY | 239-220 | 50-49 | 61-53! | 67-59! | 61-59! | - |
| GRANT SMITH | 223-221 | 46-44 | 61-61 | 51-51~ | 49-49~ | 16-16~ |
| RYAN NICHOLSON | 219-201 | 53-49 | 55-54# | 52-51# | 50-45# | 9-2# |
| RYAN WALDSCHMIDT | 166-149 | 53-49 | 59-58 | 52-48* | - | - |
| TY CRITTENBERGER | 163-134 | 20-7 | 57-56+ | 45-39+ | 41-32+ | - |
| NICK LOPEZ | 162-149 | 53-52 | 49-41~ | 48-47~ | - | 12-9= |
| DEVIN BURKES | 135-126 | 54-53 | 61-61 | 20-12 | - | - |
| EMILIEN PITRE | 129-117 | 57-57 | 61-61 | 11-0 | - | - |
| NOLAN McCARTHY | 116-91 | 50-50 | 43-34 | 21-8 | - | - |
| REUBEN CHURCH | 111-76 | 21-9 | 33-27 | 27-14 | 31-26 | - |
| JAMES McCOY | 83-73 | 46-39 | 36-34 | - | - | - |
| PATRICK HERRERA | 78-52 | 24-18 | 12-1 | 42-33@ | - | - |
| BEN HIGDON | 12-0 | 0-0 | - | 12-0^ | - | - |
| KYUSS GARGETT | 11-5 | 11-5 | - | - | - | - |
| ELI SMALL | 11-1 | 11-1 | - | - | - | - |
| GRIFFIN CAMERON | 9-7 | 9-7 | - | - | - | - |
| LUKAS SCHRAMM | 8-6 | 8-6 | - | - | - | - |
| AUSTIN FAWLEY | 9-4 | 9-4 | - | - | - | - |
| ETHAN HINDLE | 7-4 | 7-4 | - | - | - | - |

!AT TEXAS; ~AT INCARNATE WORD; #AT CINCINNATI; +AT WESTERN KENTUCKY; *AT CHARLESTON SOUTHERN; @AT NORTHWESTERN; ~AT SOUTHERN CAL;
=AT ILLINOIS-CHICAGO; ^AT MEMPHIS

GET WEIRD.

THE 2024 KENTUCKY WILDCATS HAVE ADOPTED A UNIQUE DUGOUT CULTURE WHERE JUST ABOUT ANYTHING GOES AS LONG AS YOU'RE SUPPORTING YOUR TEAMMATES. GET WEIRD, AS IT'S BEEN COINED BY THE TEAM, WITH DUGOUT CAPTAIN RYAN HAGENOW ENFORCING THE RULES AS HE SEES FIT WITH COACH MINGIONE'S FULL BLESSING. ANTICS HAVE INCLUDED MIMICKING MINGIONE'S STYLE AS 3B COACH, PINK FUZZY HATS, STARING CONTESTS WITH DUGOUT CAMERAS, WATER BOTTLE SHOWERS AND MORE.



2023 MLB DRAFT

Kentucky saw three players selected in the 2023 Major League Baseball Draft and two other players sign a free agent contract with a professional organization. Kentucky has had nine players drafted the past two drafts.

| Round | Player | Organization |
|-------|-------------------------|--------------|
| 8 | Austin Strickland (RHP) | Pittsburgh |
| 11 | Magdiel Cotto (LHP) | Pittsburgh |
| 12 | Logan Martin (RHP) | Kansas City |

In addition, right-handed pitchers Seth Chavez (Tampa Bay) and Zack Lee (Detroit) signed free agent contracts.



"THE HOOK"

One of the personal touches to the Wildcats' home, Kentucky Proud Park, is "The Hook," which is the name of the visting bullpen just beyond the right field wall. The name is a tribute to former UK pitcher Jonathan Hooker, who pitched for the Cats from 1998-2001, and died in the plane crash of Comair Flight 5191 on Aug. 27, 2006 in Lexington.

Hooker and his wife, Scarlett Parsley, were married the night before and were on the early-morning flight headed to their honeymoon when the pilots attempted to take off from the wrong runway and crashed into a neighboring field. Forty-nine of the 50 people on board were killed, including both Hooker and Parsley.

The London, Ky. native was a beloved teammate and member of UK Baseball and his family were honored on Mar. 29, 2019 during an in-game ceremony to officially unveil "The Hook," which features a sign and memorial to the former Wildcat.



RANKINGS

OPPONENTS IN THE NCAA TOURNAMENT

| TEAM | REGIONAL (SEED) | H2H |
|----------------|------------------|-----|
| ALABAMA | TALLAHASSEE (2) | 3-0 |
| [5] ARKANSAS | FAYETTEVILLE (1) | 3-1 |
| EVANSVILLE | GREENVILLE (4) | 1-0 |
| FLORIDA | STILLWATER (3) | 2-1 |
| [7] GEORGIA | ATHENS (1) | 3-0 |
| SOUTH CAROLINA | RALEIGH (2) | 1-3 |
| [1] TENNESSEE | KNOXVILLE (1) | 1-2 |
| VANDERBILT | CLEMSON (2) | 2-1 |

KENTUCKY WEEK-BY-WEEK IN THE NATIONAL POLLS

| TEAM | BA | D1 | USA | PG | BWA |
|-----------|----|----|-----|----|-----|
| PRESEASON | - | - | RV | - | RV |
| WEEK 1 | - | - | - | - | 24 |
| WEEK 2 | - | - | RV | - | RV |
| WEEK 3 | - | - | RV | 25 | 25 |
| WEEK 4 | - | - | RV | - | RV |
| WEEK 5 | - | - | 25 | 24 | 21 |
| WEEK 6 | 23 | 24 | 21 | 15 | 20 |
| WEEK 7 | 18 | 17 | 16 | 12 | 15 |
| WEEK 8 | 10 | 8 | 8 | 9 | 8 |
| WEEK 9 | 7 | 3 | 5 | 7 | 4 |
| WEEK 10 | 7 | 4 | 5 | 8 | 6 |
| WEEK 11 | 9 | 8 | 8 | 11 | 8 |
| WEEK 12 | 6 | 4 | 5 | 4 | 5 |
| WEEK 13 | 2 | 2 | 3 | 2 | 3 |
| WEEK 14 | 2 | 2 | 2 | 2 | 2 |
| PRE-NCAA | 2 | 2 | 2 | 2 | 2 |

(BA - Baseball America; D1 - D1Baseball; USA - Coaches Poll; PG - Perfect Game; BWA - Baseball Writers)

2024 VS. RANKED OPPONENTS

| TEAM | RANK | RECORD |
|-------------------|-----------------|-------------|
| GEORGIA | 25 [^] | 3-0 |
| AT OLE MISS | 22 [*] | 3-0 |
| ALABAMA | 11 [*] | 3-0 |
| TENNESSEE | 2 [^] | 1-2 |
| AT SOUTH CAROLINA | 19 [^] | 1-2 |
| ARKANSAS | 2 [%] | 2-1 |
| ARKANSAS (SECT) | 5 [%] | 1-0 |
| INDIANA STATE | 20 [%] | - |
| TOTAL | | 14-5 |
| vs. Top 10 | | 4-3 |

([^]NCBWA; ^{*}Baseball America; ⁺USA Coaches; [%]D1 Baseball; [!]Perfect Game)

WHEN WAS THE LAST TIME...

| | |
|---|--|
| WON A SERIES VS. A No. 1 RANKED FOE: | vs. No. 1 TENNESSEE (2022) |
| WON A SERIES VS. A TOP 5 FOE: | vs. No. 2 ARKANSAS, 2-1 (MAY 3-5, 2024) |
| WON A SERIES VS. TEAM RANKED NO. 6-10: | vs. No. 7 GEORGIA, 2-1 (MARCH 25-27, 2022) |
| WON A ROAD SERIES VS. RANKED OPPONENT: | AT No. 22 OLE MISS, 3-0 (MARCH 29-31, 2024) |
| SWEPT A HOME SERIES (THREE OR MORE GAMES): | vs. No. 11 ALABAMA (APRIL 5-7, 2024) |
| SWEPT A ROAD SERIES (THREE OR MORE GAMES): | AT No. 22 OLE MISS (MARCH 29-31, 2024) |
| DEFEATED A TOP 10 OPPONENT: | vs. No. 5 ARKANSAS (SEC TOURNAMENT), 9-6, MAY 23, 2024 |
| RECORDED A TRIPLE PLAY: | vs. LOUISVILLE (APRIL 18, 2017; 7-2-6) |
| PLAYED AN EXTRA-INNING GAME: | 10 INNINGS, AT FLORIDA; W, 7-5 (MAY 12, 2024) |
| SCORED 20 OR MORE RUNS IN A GAME: | 21, AT SOUTHERN ILLINOIS (MARCH 12, 2023) |
| HIT SIX HOME RUNS IN A GAME (SEE BELOW FOR 7 HR) | vs. TENNESSEE (APRIL 21, 2024) |
| HIT SEVEN HOME RUNS IN A GAME: | vs. ALABAMA (APRIL 25, 2020) |
| HIT FOUR HOME RUNS IN AN INNING: | 8TH, vs. DAYTON (FEB. 21, 2016) |
| DREW 10 OR MORE WALKS IN A GAME: | 10, AT LOUISVILLE (APRIL 16, 2024) |
| GOT HIT BY 10 OR MORE PITCHES IN A GAME: | 10, vs. MONMOUTH (MARCH 6, 2010) * TIED NCAA RECORD AT TIME |
| HIT BY THREE OR MORE PITCHES IN A GAME (PLAYER): | DEVIN BURKES (3, vs. WASHINGTON STATE, FEBRUARY 23, 2024) |
| STOLE EIGHT BASES IN A GAME: | AT AUBURN (APRIL 25, 2010) |
| STOLE 30 OR MORE CONSECUTIVE BASES AS TEAM: | 33, 2021 (OPENED THE SEASON 33-FOR-33) |
| LED OFF A GAME WITH A HOME RUN: | RYAN WALDSCHMIDT (vs. VANDERBILT, MAY 17, 2024) |
| LED OFF A GAME WITH A TRIPLE: | AUSTIN SCHULTZ (vs. EASTERN KENTUCKY, MARCH 2, 2021) |
| HIT A GRAND SLAM: | MITCHELL DALY (vs. TEXAS STATE, FEBRUARY 24, 2024) |
| HIT A WALK-OFF HOME RUN: | HUNTER GILLIAM (vs. XAVIER, 2-RUN HR, 8TH INNING, 0 OUTS, APRIL 18, 2023) |
| HIT AN EXTRA-INNING, GAME-WINNING HOME RUN: | DORIAN HAIRSTON (vs. SOUTH CAROLINA, MAY 8, 2016) |
| HIT TWO HOME RUNS IN A GAME: | RYAN WALDSCHMIDT (vs ARKANSAS (SEC TOURNAMENT), MAY 24, 2024) |
| HIT TWO HOME RUNS IN AN INNING: | AJ REED (vs. ST. JOSEPH'S, FEB. 21, 2014) |
| HIT FIVE HOMERS IN A THREE-GAME SPAN: | AJ REED (FEB. 21-23, 2014) |
| HIT THREE HOME RUNS IN A GAME: | T.J. COLLETT (vs. ALABAMA, APRIL 23, 2021) |
| HIT A NINTH-INNING, PINCH-HIT HOMER: | RILEY MAHAN (AT LSU, MARCH 29, 2015) |
| HIT A HOME RUN ON HIS BIRTHDAY: | CHASE STANKE (AT LSU, APRIL 14, 2023) |
| HAD A TRADITIONAL WALK-OFF WIN: | vs. MISSISSIPPI STATE, 5-4, 10 INN. (MARCH 17, 2023) |
| HAD A WALK-OFF HIT OR WALK (NON-HR): | EMILIEN PITRE, SINGLE, vs. EASTERN KENTUCKY, 10-0, 7 INNINGS (MARCH 5, 2024) |
| HAD A WALK-OFF GRAND SLAM: | RILEY MAHAN (vs. ALABAMA, APRIL 9, 2016) |
| HIT AN INSIDE THE PARK HOMER: | JAMES MCCOY (vs. SOUTH CAROLINA, MAY 5, 2023) |
| HOMERED IN CONSECUTIVE GAMES: | EMILIEN PITRE (vs. VANDERBILT, MAY 17-18, 2024) |
| HOMERED IN THREE CONSECUTIVE GAMES: | RYAN NICHOLSON (AT LOUISVILLE, APRIL 16, AND vs. TENNESSEE, APRIL 19-20, 2024) |
| HOMERED IN THREE CONSECUTIVE SEC GAMES: | RYAN NICHOLSON (AT AUBURN, APRIL 11-13, 2024) |
| HOMERED IN FOUR CONSECUTIVE GAMES: | RYAN NICHOLSON (AT AUBURN, APRIL 11-13, AND AT LOUISVILLE, APRIL 16, 2024) |
| HOMERED IN FOUR CONSECUTIVE SEC GAMES: | RYAN NICHOLSON (vs ALABAMA, APRIL 7, AT AUBURN, APRIL 11-13, 2024) |
| HOMERED IN FIVE CONSECUTIVE SEC GAMES: | GRANT SMITH (AT TENNESSEE, MAY 13-14, vs. FLORIDA, MAY 18-20, 2023) |
| HOMERED IN CONSECUTIVE AT BATS: | RYAN WALDSCHMIDT (vs ARKANSAS (SEC TOURNAMENT), MAY 24, 2024) |
| HOMERED IN THREE CONSECUTIVE AT BATS: | T.J. COLLETT (vs. ALABAMA, APRIL 25, 2021) |
| HOMERED IN FIRST AT-BAT OF THE SEASON: | ELI SMALL (AT USC UPSTATE, FEB. 18, 2024) |
| HOMERED FOR FIRST CAREER HIT: | AUSTIN FAWLEY (vs. WKU, FEB. 27, 2024) AND LUKAS SCHRAMM AND ELI SMALL (AT USC UPSTATE, FEB. 18, 2024) |
| HOMERED IN FIRST AT-BAT OF THEIR CAREER: | ELI SMALL (AT USC UPSTATE, FEB. 18, 2024) |
| HOMERED IN FIRST GAME OF UK CAREER: | TY CRITTENBERGER, LUKAS SCHRAMM AND ELI SMALL (AT UPSTATE, FEB. 18, 2024) |
| HOMERED IN FIRST HOME AT BAT OF THEIR CAREER (GS): | AJ REED (vs W. BUFFALO, FEB. 24, 2012) |
| HOMERED IN FINAL HOME AT BAT OF THEIR CAREER (GS): | MARCUS NIDIFFER (vs. LSU, MAY 16, 2010) |
| HIT BACK-TO-BACK HOME RUNS (TEAM): | RYAN WALDSCHMIDT AND EMILIEN PITRE (vs. VANDERBILT, MAY 17, 2024) |
| HIT THREE CONSECUTIVE HOME RUNS (TEAM): | LANCE RAY, BRADEN KAPTEYN AND MARCUS NIDIFFER (AT INDIANA, MAY 11, 2010) |
| SCORED FIVE OR MORE RUNS IN A GAME: | CHASE ESTEP (5, vs. GEORGIA, MARCH 27, 2022) |
| SCORED SIX OR MORE RUNS IN A GAME: | ANDY BURNS (6, vs. MISSISSIPPI STATE, APRIL 19, 2009) |
| REACHED BASE SAFELY IN 8+ STRAIGHT PLATE APPEARANCES: | NICK LOPEZ (9), 6 HITS, 3 WALKS (AT AUBURN, AT LOUISVILLE, APRIL 13 AND 16, 2024) |
| HAD A HIT IN SEVEN CONSECUTIVE OFFICIAL AT BATS: | RYAN SHINN (AT AUSTIN PEAY AND AT TEXAS TECH, FEB. 17-23, 2019) |
| HAD FIVE HITS IN A GAME: | NICK LOPEZ (vs. MURRAY STATE, MARCH 12, 2024) |
| HAD SIX OR MORE HITS IN A GAME: | JT RIDDLE, 6 (vs. NIAGARA, FEB. 17, 2013) |
| HAD SIX RBI IN A GAME: | RYAN WALDSCHMIDT (AT LOUISVILLE, APRIL 16, 2024) |
| HAD SEVEN RBI IN A GAME: | DEVIN BURKES (vs. WRIGHT STATE, FEB. 26, 2023) |
| HAD EIGHT RBI IN A GAME: | LUKE BECKER (vs. MIAMI, OHIO, MARCH 12, 2017) |
| HIT HOME RUNS FROM BOTH SIDES OF THE PLATE: | NICK LOPEZ (AT AUBURN, APRIL 13, 2024) |
| STOLE THREE OR MORE BASES IN A GAME: | GRANT SMITH (3, AT SOUTH CAROLINA, APRIL 27, 2024) |
| STOLE FIVE OR MORE BASES IN A GAME: | JAREN SHELBY (5, vs. EASTERN KENTUCKY, FEB. 26, 2019) |
| WALKED FOUR OR MORE TIMES IN A GAME: | PATRICK HERRERA (4, vs. MIAMI UNIVERSITY, MARCH 26, 2024) |
| STRUCK OUT 10 OR MORE IN A GAME: | TREY POOSER (11, AT SOUTH CAROLINA, APRIL 26, 2024) |
| PITCHED A NINE-INNING COMPLETE GAME: | DOMINIC NIMAN (vs ALABAMA, APRIL 6, 2024) |
| PITCHED A NINE-INNING SHUTOUT: | DOMINIC NIMAN (vs ALABAMA, APRIL 6, 2024) |
| PITCHED A NO-HITTER: | TOM BANNON (vs. GEORGIA STATE, MARCH 16, 1971; W, 3-1 IN 7 INNINGS; SEASON OPENER) |
| GOT NO-HIT: | vs. VANDERBILT (APRIL 22, 2022) |

KENTUCKY BATTING ORDER

| GAME | 1 | 2 | 3 | 4 | 5 | 6 | 7 | 8 | 9 |
|---------------------|-------------|-----------|-----------|--------|----------|---------------|----------|---------------|---------------|
| UPSTATE | LOPEZ | NICHOLSON | BURKES | PITRE | CHURCH | McCOY | G. SMITH | McCARTHY | CAMERON |
| UPSTATE | LOPEZ | NICHOLSON | BURKES | PITRE | CHURCH | McCOY | CAMERON | McCARTHY | G. SMITH |
| UPSTATE | HERRERA | NICHOLSON | BURKES | PITRE | McCARTHY | SCHRAMM | DALY | CRITTENBERGER | G. SMITH |
| MOREHEAD | LOPEZ | NICHOLSON | BURKES | PITRE | McCOY | CRITTENBERGER | McCARTHY | FAWLEY | G. SMITH |
| WASHINGTON STATE | LOPEZ | NICHOLSON | BURKES | PITRE | HERRERA | DALY | McCARTHY | CRITTENBERGER | G. SMITH |
| TEXAS STATE | WALDSCHMIDT | HERRERA | BURKES | PITRE | DALY | SCHRAMM | CHURCH | McCARTHY | G. SMITH |
| KANSAS | WALDSCHMIDT | HERRERA | BURKES | PITRE | DALY | NICHOLSON | McCARTHY | McCOY | G. SMITH |
| WESTERN KENTUCKY | WALDSCHMIDT | PITRE | HERRERA | LOPEZ | DALY | SCHRAMM | McCARTHY | FAWLEY | G. SMITH |
| LIPSCOMB | WALDSCHMIDT | PITRE | HERRERA | LOPEZ | BURKES | DALY | CAMERON | McCARTHY | G. SMITH |
| LIPSCOMB | WALDSCHMIDT | PITRE | HERRERA | LOPEZ | BURKES | HINDLE | CAMERON | SCHRAMM | G. SMITH |
| LIPSCOMB | WALDSCHMIDT | PITRE | HERRERA | LOPEZ | BURKES | HINDLE | CAMERON | SCHRAMM | G. SMITH |
| EASTERN KENTUCKY | WALDSCHMIDT | PITRE | HERRERA | LOPEZ | HINDLE | GARGETT | SCHRAMM | FAWLEY | CAMERON |
| EASTERN KENTUCKY | WALDSCHMIDT | PITRE | HERRERA | LOPEZ | BURKES | GARGETT | HINDLE | McCARTHY | CAMERON |
| KENNESAW STATE | WALDSCHMIDT | PITRE | HERRERA | LOPEZ | BURKES | NICHOLSON | DALY | GARGETT | CRITTENBERGER |
| KENNESAW STATE | WALDSCHMIDT | PITRE | HERRERA | LOPEZ | GARGETT | BURKES | DALY | NICHOLSON | CRITTENBERGER |
| KENNESAW STATE | SMALL | GARGETT | LOPEZ | PITRE | BURKES | HERRERA | DALY | NICHOLSON | CAMERON |
| MURRAY STATE | WALDSCHMIDT | PITRE | BURKES | LOPEZ | DALY | NICHOLSON | CHURCH | CRITTENBERGER | McCARTHY |
| GEORGIA | WALDSCHMIDT | PITRE | BURKES | LOPEZ | DALY | NICHOLSON | HERRERA | CHURCH | McCARTHY |
| GEORGIA | WALDSCHMIDT | PITRE | BURKES | LOPEZ | DALY | NICHOLSON | CHURCH | McCARTHY | McCOY |
| GEORGIA | WALDSCHMIDT | PITRE | BURKES | LOPEZ | DALY | NICHOLSON | McCARTHY | McCOY | G. SMITH |
| EVANSVILLE | WALDSCHMIDT | PITRE | BURKES | LOPEZ | DALY | NICHOLSON | CHURCH | McCARTHY | McCOY |
| MISSOURI | WALDSCHMIDT | PITRE | BURKES | LOPEZ | DALY | NICHOLSON | McCARTHY | McCOY | G. SMITH |
| MISSOURI | WALDSCHMIDT | PITRE | BURKES | LOPEZ | DALY | NICHOLSON | McCARTHY | CRITTENBERGER | G. SMITH |
| MISSOURI | WALDSCHMIDT | PITRE | DALY | LOPEZ | BURKES | NICHOLSON | McCARTHY | McCOY | G. SMITH |
| MIAMI UNIVERSITY | HERRERA | PITRE | NICHOLSON | LOPEZ | DALY | FAWLEY | McCARTHY | McCOY | G. SMITH |
| OLE MISS | WALDSCHMIDT | PITRE | BURKES | LOPEZ | DALY | NICHOLSON | McCARTHY | McCOY | G. SMITH |
| OLE MISS | WALDSCHMIDT | PITRE | BURKES | LOPEZ | DALY | NICHOLSON | McCARTHY | HERRERA | G. SMITH |
| OLE MISS | WALDSCHMIDT | PITRE | BURKES | LOPEZ | DALY | NICHOLSON | McCARTHY | McCOY | G. SMITH |
| ALABAMA | WALDSCHMIDT | PITRE | BURKES | LOPEZ | DALY | NICHOLSON | McCARTHY | McCOY | G. SMITH |
| ALABAMA | WALDSCHMIDT | PITRE | BURKES | LOPEZ | DALY | NICHOLSON | McCARTHY | McCOY | G. SMITH |
| ALABAMA | WALDSCHMIDT | PITRE | BURKES | LOPEZ | DALY | NICHOLSON | McCARTHY | McCOY | G. SMITH |
| SAMFORD | WALDSCHMIDT | PITRE | BURKES | LOPEZ | DALY | NICHOLSON | McCARTHY | McCOY | G. SMITH |
| AUBURN | WALDSCHMIDT | PITRE | BURKES | LOPEZ | DALY | NICHOLSON | McCARTHY | McCOY | G. SMITH |
| AUBURN | WALDSCHMIDT | PITRE | BURKES | LOPEZ | DALY | NICHOLSON | McCARTHY | McCOY | G. SMITH |
| AUBURN | WALDSCHMIDT | PITRE | BURKES | LOPEZ | DALY | NICHOLSON | McCARTHY | McCOY | G. SMITH |
| LOUISVILLE | WALDSCHMIDT | PITRE | BURKES | LOPEZ | DALY | NICHOLSON | McCARTHY | McCOY | G. SMITH |
| TENNESSEE | WALDSCHMIDT | PITRE | G. SMITH | LOPEZ | DALY | NICHOLSON | McCARTHY | McCOY | BURKES |
| TENNESSEE | WALDSCHMIDT | PITRE | G. SMITH | LOPEZ | DALY | NICHOLSON | McCARTHY | McCOY | BURKES |
| TENNESSEE | WALDSCHMIDT | PITRE | G. SMITH | LOPEZ | DALY | NICHOLSON | McCARTHY | McCOY | BURKES |
| SO. CAROLINA | WALDSCHMIDT | PITRE | G. SMITH | LOPEZ | DALY | NICHOLSON | McCARTHY | McCOY | BURKES |
| SO. CAROLINA | WALDSCHMIDT | PITRE | G. SMITH | LOPEZ | DALY | NICHOLSON | McCARTHY | McCOY | BURKES |
| SO. CAROLINA | WALDSCHMIDT | PITRE | G. SMITH | LOPEZ | DALY | NICHOLSON | McCARTHY | McCOY | BURKES |
| ARKANSAS | WALDSCHMIDT | PITRE | G. SMITH | CHURCH | DALY | NICHOLSON | McCARTHY | HERRERA | BURKES |
| ARKANSAS | WALDSCHMIDT | PITRE | BURKES | LOPEZ | DALY | NICHOLSON | McCARTHY | McCOY | G. SMITH |
| ARKANSAS | WALDSCHMIDT | PITRE | BURKES | LOPEZ | DALY | NICHOLSON | McCARTHY | McCOY | G. SMITH |
| FLORIDA | WALDSCHMIDT | PITRE | BURKES | LOPEZ | DALY | NICHOLSON | McCARTHY | McCOY | CHURCH |
| FLORIDA | WALDSCHMIDT | PITRE | BURKES | LOPEZ | DALY | NICHOLSON | McCARTHY | McCOY | HERRERA |
| FLORIDA | WALDSCHMIDT | PITRE | BURKES | LOPEZ | DALY | NICHOLSON | McCARTHY | McCOY | HERRERA |
| VANDERBILT | WALDSCHMIDT | PITRE | BURKES | LOPEZ | DALY | NICHOLSON | McCARTHY | McCOY | G. SMITH |
| VANDERBILT | WALDSCHMIDT | PITRE | BURKES | LOPEZ | DALY | NICHOLSON | McCARTHY | McCOY | G. SMITH |
| VANDERBILT | WALDSCHMIDT | PITRE | BURKES | LOPEZ | DALY | NICHOLSON | McCARTHY | McCOY | G. SMITH |
| LSU (SECT) | WALDSCHMIDT | PITRE | BURKES | LOPEZ | DALY | NICHOLSON | McCARTHY | McCOY | G. SMITH |
| ARKANSAS (SECT) | WALDSCHMIDT | PITRE | BURKES | LOPEZ | DALY | NICHOLSON | McCARTHY | McCOY | G. SMITH |
| SO. CAROLINA (SECT) | WALDSCHMIDT | PITRE | BURKES | LOPEZ | DALY | NICHOLSON | McCARTHY | McCOY | G. SMITH |
| WMU (NCAAT) | WALDSCHMIDT | PITRE | BURKES | LOPEZ | DALY | NICHOLSON | McCARTHY | McCOY | G. SMITH |
| ILLINOIS (NCAAT) | WALDSCHMIDT | PITRE | BURKES | LOPEZ | DALY | NICHOLSON | McCARTHY | McCOY | G. SMITH |

KENTUCKY STARTING LINEUP

| GAME | C | 1B | 2B | SS | 3B | LF | CF | RF | DH |
|---------------------|--------|-----------|-------|----------|---------|-------------|---------------|----------|-------------|
| UPSTATE | BURKES | NICHOLSON | PITRE | G. SMITH | LOPEZ | McCARTHY | CAMERON | McCOY | CHURCH |
| UPSTATE | BURKES | NICHOLSON | PITRE | G. SMITH | LOPEZ | McCARTHY | CAMERON | McCOY | CHURCH |
| UPSTATE | BURKES | NICHOLSON | PITRE | G. SMITH | DALY | McCARTHY | CRITTENBERGER | SCHRAMM | HERRERA |
| MOREHEAD | FAWLEY | NICHOLSON | PITRE | G. SMITH | LOPEZ | McCARTHY | CRITTENBERGER | McCOY | BURKES |
| WASHINGTON STATE | BURKES | NICHOLSON | PITRE | G. SMITH | DALY | McCARTHY | CRITTENBERGER | HERRERA | LOPEZ |
| TEXAS STATE | BURKES | CHURCH | PITRE | G. SMITH | DALY | HERRERA | McCARTHY | SCHRAMM | WALDSCHMIDT |
| KANSAS | BURKES | NICHOLSON | PITRE | G. SMITH | DALY | HERRERA | McCARTHY | McCOY | WALDSCHMIDT |
| WESTERN KENTUCKY | FAWLEY | LOPEZ | PITRE | G. SMITH | DALY | HERRERA | McCARTHY | SCHRAMM | WALDSCHMIDT |
| LIPSCOMB | BURKES | LOPEZ | PITRE | G. SMITH | DALY | McCARTHY | CAMERON | HERRERA | WALDSCHMIDT |
| LIPSCOMB | BURKES | LOPEZ | PITRE | G. SMITH | HINDLE | SCHRAMM | CAMERON | HERRERA | WALDSCHMIDT |
| LIPSCOMB | BURKES | LOPEZ | PITRE | G. SMITH | HINDLE | SCHRAMM | CAMERON | HERRERA | WALDSCHMIDT |
| EASTERN KENTUCKY | FAWLEY | LOPEZ | PITRE | GARGETT | HINDLE | SCHRAMM | CAMERON | HERRERA | WALDSCHMIDT |
| EASTERN KENTUCKY | BURKES | LOPEZ | PITRE | GARGETT | HINDLE | McCARTHY | CAMERON | HERRERA | WALDSCHMIDT |
| KENNESAW STATE | BURKES | NICHOLSON | PITRE | GARGETT | DALY | WALDSCHMIDT | CRITTENBERGER | HERRERA | LOPEZ |
| KENNESAW STATE | BURKES | NICHOLSON | PITRE | GARGETT | DALY | WALDSCHMIDT | CRITTENBERGER | HERRERA | LOPEZ |
| KENNESAW STATE | BURKES | NICHOLSON | PITRE | GARGETT | DALY | HERRERA | CAMERON | SMALL | LOPEZ |
| MURRAY STATE | BURKES | NICHOLSON | PITRE | DALY | CHURCH | WALDSCHMIDT | CRITTENBERGER | McCARTHY | LOPEZ |
| GEORGIA | BURKES | NICHOLSON | PITRE | DALY | CHURCH | WALDSCHMIDT | McCARTHY | HERRERA | LOPEZ |
| GEORGIA | BURKES | NICHOLSON | PITRE | DALY | CHURCH | WALDSCHMIDT | McCARTHY | McCOY | LOPEZ |
| GEORGIA | BURKES | NICHOLSON | PITRE | G. SMITH | DALY | WALDSCHMIDT | McCARTHY | McCOY | LOPEZ |
| EVANSVILLE | BURKES | NICHOLSON | PITRE | DALY | CHURCH | WALDSCHMIDT | McCARTHY | McCOY | LOPEZ |
| MISSOURI | BURKES | NICHOLSON | PITRE | G. SMITH | DALY | WALDSCHMIDT | McCARTHY | McCOY | LOPEZ |
| MISSOURI | BURKES | NICHOLSON | PITRE | G. SMITH | DALY | WALDSCHMIDT | CRITTENBERGER | McCARTHY | LOPEZ |
| MISSOURI | BURKES | NICHOLSON | PITRE | G. SMITH | DALY | WALDSCHMIDT | McCARTHY | McCOY | LOPEZ |
| MIAMI UNIVERSITY | FAWLEY | NICHOLSON | PITRE | G. SMITH | DALY | HERRERA | McCARTHY | McCOY | LOPEZ |
| OLE MISS | BURKES | NICHOLSON | PITRE | G. SMITH | DALY | WALDSCHMIDT | McCARTHY | McCOY | LOPEZ |
| OLE MISS | BURKES | NICHOLSON | PITRE | G. SMITH | DALY | WALDSCHMIDT | McCARTHY | HERRERA | LOPEZ |
| OLE MISS | BURKES | NICHOLSON | PITRE | G. SMITH | DALY | WALDSCHMIDT | McCARTHY | McCOY | LOPEZ |
| ALABAMA | BURKES | NICHOLSON | PITRE | G. SMITH | DALY | WALDSCHMIDT | McCARTHY | McCOY | LOPEZ |
| ALABAMA | BURKES | NICHOLSON | PITRE | G. SMITH | DALY | WALDSCHMIDT | McCARTHY | McCOY | LOPEZ |
| ALABAMA | BURKES | NICHOLSON | PITRE | G. SMITH | DALY | WALDSCHMIDT | McCARTHY | McCOY | LOPEZ |
| SAMFORD | BURKES | NICHOLSON | PITRE | G. SMITH | DALY | WALDSCHMIDT | McCARTHY | McCOY | LOPEZ |
| AUBURN | BURKES | NICHOLSON | PITRE | G. SMITH | DALY | WALDSCHMIDT | McCARTHY | McCOY | LOPEZ |
| AUBURN | BURKES | NICHOLSON | PITRE | G. SMITH | DALY | WALDSCHMIDT | McCARTHY | McCOY | LOPEZ |
| AUBURN | BURKES | NICHOLSON | PITRE | G. SMITH | DALY | WALDSCHMIDT | McCARTHY | McCOY | LOPEZ |
| LOUISVILLE | BURKES | NICHOLSON | PITRE | G. SMITH | DALY | WALDSCHMIDT | McCARTHY | McCOY | LOPEZ |
| TENNESSEE | BURKES | NICHOLSON | PITRE | G. SMITH | DALY | WALDSCHMIDT | McCARTHY | McCOY | LOPEZ |
| TENNESSEE | BURKES | NICHOLSON | PITRE | G. SMITH | DALY | WALDSCHMIDT | McCARTHY | McCOY | LOPEZ |
| TENNESSEE | BURKES | NICHOLSON | PITRE | G. SMITH | DALY | WALDSCHMIDT | McCARTHY | McCOY | LOPEZ |
| SO. CAROLINA | BURKES | NICHOLSON | PITRE | G. SMITH | DALY | WALDSCHMIDT | McCARTHY | McCOY | LOPEZ |
| SO. CAROLINA | BURKES | NICHOLSON | PITRE | G. SMITH | DALY | WALDSCHMIDT | McCARTHY | McCOY | LOPEZ |
| SO. CAROLINA | BURKES | NICHOLSON | PITRE | G. SMITH | DALY | WALDSCHMIDT | McCARTHY | McCOY | LOPEZ |
| ARKANSAS | BURKES | NICHOLSON | PITRE | G. SMITH | DALY | WALDSCHMIDT | McCARTHY | HERRERA | CHURCH |
| ARKANSAS | BURKES | NICHOLSON | PITRE | G. SMITH | DALY | WALDSCHMIDT | McCARTHY | McCOY | LOPEZ |
| ARKANSAS | BURKES | NICHOLSON | PITRE | G. SMITH | DALY | WALDSCHMIDT | McCARTHY | McCOY | LOPEZ |
| FLORIDA | BURKES | NICHOLSON | PITRE | DALY | CHURCH | WALDSCHMIDT | McCARTHY | McCOY | LOPEZ |
| FLORIDA | BURKES | NICHOLSON | PITRE | DALY | HERRERA | WALDSCHMIDT | McCARTHY | McCOY | LOPEZ |
| FLORIDA | BURKES | NICHOLSON | PITRE | DALY | HERRERA | WALDSCHMIDT | McCARTHY | McCOY | LOPEZ |
| VANDERBILT | BURKES | NICHOLSON | PITRE | G. SMITH | DALY | WALDSCHMIDT | McCARTHY | McCOY | LOPEZ |
| VANDERBILT | BURKES | NICHOLSON | PITRE | G. SMITH | DALY | WALDSCHMIDT | McCARTHY | McCOY | LOPEZ |
| VANDERBILT | BURKES | NICHOLSON | PITRE | G. SMITH | DALY | WALDSCHMIDT | McCARTHY | McCOY | LOPEZ |
| LSU (SECT) | BURKES | NICHOLSON | PITRE | G. SMITH | DALY | WALDSCHMIDT | McCARTHY | McCOY | LOPEZ |
| ARKANSAS (SECT) | BURKES | NICHOLSON | PITRE | G. SMITH | DALY | WALDSCHMIDT | McCARTHY | McCOY | LOPEZ |
| SO. CAROLINA (SECT) | BURKES | NICHOLSON | PITRE | G. SMITH | DALY | WALDSCHMIDT | McCARTHY | McCOY | LOPEZ |
| WMU (NCAAT) | BURKES | NICHOLSON | PITRE | G. SMITH | DALY | WALDSCHMIDT | McCARTHY | McCOY | LOPEZ |
| ILLINOIS (NCAAT) | BURKES | NICHOLSON | PITRE | G. SMITH | DALY | WALDSCHMIDT | McCARTHY | McCOY | LOPEZ |

HEAD COACH NICK MINGIONE

Kentucky fans have quickly created a bond with **Nick Mingione**, whose infectious and unrelenting enthusiasm and down-to-earth personality has earned legions of new fans. Although it is certainly an ingredient in Mingione's on-field success, getting the best out of his players has been the biggest factor in the success he's achieved everywhere he's been. In 19 full seasons of coaching the teams he's been involved with have averaged 38 victories a year and advanced to the postseason 10 times with two national runner-up finishes. He already is the third-winningest coach in Kentucky history.

Mingione had a brilliant playing career at Embry-Riddle - he ranks 10th on its career hits list - where he helped lead the program to 154 victories and three NAIA World Series appearances in three seasons as an assistant. When he arrived at Kentucky in 2006 he was immediately part of what is still the Cats' only SEC championship club, then smelled success at Mississippi State before returning to the one place he had always wanted to be a head coach - UK. First season, first Super Regional appearance for the Cats.

He made it a point to have his team involved in the community, part of his "Student. Person. Player." guiding principle of the program, participating in numerous philanthropic events in Lexington while also taking time for more than 100 local speaking engagements. In his first season his ethos for the program was on full display as UK players earned SEC Pitcher of the Year, SEC Scholar Athlete of the Year and SEC Community Service Team honors. He recently was named the winner of 2022 Fellowship of Christian Athletes Jerry Kindall Character in Coaching Award.

Mingione became the winningest UK coach during the first three seasons of his tenure with 103 total wins and 39 in SEC play. The success has carried over to the Major League Baseball Draft, where Mingione and his staff's ability to groom players for a professional career has led to 33 players being selected in the past six MLB Drafts. The 21 players selected in the 2017 and 2018 drafts were the most of any program in the country and Mignione has helped mentor two top 20 overall picks in first baseman Evan White (17th, 2017) and left-handed pitcher Zack Thompson (19th, 2019).

Mingione has a sterling reputation as a recruiter. Over the 15 seasons at Kentucky and Mississippi State for which recruiting rankings are final, he has helped land classes with an average ranking of 15th, including top-three classes in 2013-15. He also has an unmatched track record of player development, coaching 86 players selected in the MLB Draft, as well as 46 All-Americans and six conference players of the year. His first recruiting class at Kentucky was ranked in the Top 10 of all the major industry outlets.

MINGIONE VS. ALL OPPONENTS

| OPPONENT | RECORD |
|--------------------------------|---------|
| Alabama | 8-5 |
| Appalachian State | 3-0 |
| Arkansas | 4-9 |
| Auburn | 11-3 |
| Austin Peay | 3-0 |
| Ball State | 2-2 |
| Bellarmine | 4-0 |
| Boston College | 0-1 |
| Butler | 1-0 |
| Canisius | 3-0 |
| Cincinnati | 2-1 |
| Dayton | 2-0 |
| Delaware | 0-1 |
| Eastern Kentucky | 8-1 |
| Elon | 2-1 |
| Evansville | 5-0 |
| Florida | 8-14 |
| Georgia | 11-10 |
| Georgia State | 3-0 |
| High Point | 3-0 |
| Houston | 1-0 |
| Illinois | 1-0 |
| Indiana | 7-2 |
| Indiana State | 3-0 |
| Jacksonville State | 3-0 |
| Kansas | 1-0 |
| Kennesaw State | 1-2 |
| Liberty | 0-1 |
| Lipscomb | 4-0 |
| Louisiana | 1-0 |
| Louisville | 4-9 |
| LSU | 4-11 |
| Miami (Ohio) | 6-0 |
| Michigan | 1-0 |
| Middle Tennessee | 3-0 |
| Milwaukee | 3-0 |
| Mississippi State | 6-6 |
| Missouri | 13-8 |
| Morehead State | 5-0 |
| Murray State | 6-1 |
| Norfolk State | 1-0 |
| North Carolina | 0-3 |
| North Carolina State | 2-1 |
| Northern Kentucky | 2-1 |
| Oakland | 5-0 |
| Ohio | 2-1 |
| Old Dominion | 1-0 |
| Ole Miss | 8-4 |
| Sam Houston State | 1-0 |
| Samford | 0-1 |
| South Carolina | 11-13 |
| Southeast Missouri | 1-0 |
| Southern Illinois | 3-0 |
| Southern Illinois-Edwardsville | 1-0 |
| St. Joseph's | 1-0 |
| TCU | 2-4 |
| Tennessee | 9-12 |
| Tennessee-Martin | 1-0 |
| Tennessee Tech | 4-0 |
| Texas A&M | 5-7 |
| Texas State | 1-0 |
| Texas Tech | 2-4 |
| UC-Santa Barbara | 3-0 |
| UNC Wilmington | 0-3 |
| USC Upstate | 5-0 |
| Vanderbilt | 7-15 |
| Washington State | 0-1 |
| Western Carolina | 1-0 |
| Western Michigan | 4-0 |
| Western Kentucky | 9-1 |
| West Virginia | 1-0 |
| Wofford | 1-0 |
| Wright State | 3-1 |
| Xavier | 4-1 |
| TOTALS: | 258-164 |



NICK MINGIONE - 2017 NATIONAL AND SEC COACH OF THE YEAR

MINGIONE BY THE NUMBERS

386 - SEC Academic Honor Roll selections

86 - Players coached who have been selected in the Major League Baseball Draft

48 - All-Conference honors coached

46 - All-American honors coached

26 - Players who have reached MLB

19 - Seasons as a college baseball coach

14 - Nationally-ranked recruiting classes (2006-07, 2009-20)

12 - NCAA Regionals (2003-06, 2011-14, 2016, 2017, 2023, 2024)

7 - Conference championships (2003-06, 2012, 2016, 2024)

6 - Conference Players of the Year coached (2004-06, 2012, 2016, 2017)

5 - College World Series (1999, 2003-05, 2013)

4 - SEC Scholar Athlete of the Year (2013, 2014, 2015, 2017)

2 - National Championship finalists (2005, 2013)

2 - Senior CLASS Award winners (2018, 2021)

2 - SEC Coach of the Year (2017, 2024)

1 - National Coach of the Year (2017)



Student. Person. Player.

COACH MINGIONE IS PASSIONATE ABOUT DEVELOPING STUDENT-ATHLETES IN THREE AREAS: STUDENT. PERSON. PLAYER.

2024 COACHING STAFF



15 - DAN ROSZEL

Coaching Career

2000: North Florida, Graduate Assistant
 2001-02: Lake City Community College, Assistant Coach
 2003-06: Gardner-Webb, Pitching Coach/Recruiting Coordinator
 2007-08: Florida Gulf Coast, Assistant Coach/Pitching Coach
 2009-10: College of Charleston, Pitching Coach/Recruiting Coordinator
 2011-19: East Carolina, Pitching Coach
 2020-Current: Kentucky, Pitching Coach

Roszel has had 39 pitchers sign pro contracts, 18 pitchers reach Major League Baseball, two top 15 overall picks and mentored star left-hander Chris Sale. He also has had 25 all-conference selections, 11 all-americans and two conference pitchers of the year.




91 - AUSTIN COUSINO

Coaching Career

2014-16: Played minor league baseball
 2017-18: Graduate Assistant, Mississippi State
 2018-19: Assistant Coach, Xavier
 2019-22: Area Scout, Detroit Tigers
 2022-23: Area Scout, Tampa Bay Rays
 2023-Current: Assistant Coach/Recruiting Coordinator, Kentucky

Cousino, a former all-american, Gold Glover and two-time USA Baseball member while at Kentucky, has already coached 26 players to the professional ranks in his short coaching career.



15 - NICK AMMIRATI

Coaching Career

2015-16: Northwestern State, Assistant Coach
 2017-20: Hinds Community College, Assistant Coach
 2021: Southern Miss, Assistant Coach
 2022-Current: Kentucky, Assistant Coach

A former starting catcher on a College World Series club, Ammirati's low key approach and vast knowledge of the game already has helped see 22 of his students reach pro ball and three become major leaguers in just six seasons of coaching. In 2023, a UK offense he helped guide shattered the school record for hit by pitch and saw four players steal at least 15 bases for the only time in program history.



TREVOR FITTS - PLAYER DEVELOPMENT

Coaching Career

2015-16 : South Alabama, Grad Assistant
 2017-18 : Mississippi State, Director of Operations
 2018-19: Jacksonville State, Volunteer Assistant
 2020-22 : Austin Peay, Assistant Coach/ Pitching Coach/ Interim Head Coach
 2022-23 : Southwest MS CC, Assistant Coach/ Pitching Coach
 2023 : Detroit Tigers (West Michigan Whitecaps), Assistant Pitching Coach

Fitts, who started on the mound in Game 1 of the 2013 College World Series, joined UK's staff in the summer and brings a wealth of pitching knowledge. Counting his year as State's Director of Ops he has had 31 total pro players, including nine who have made it to MLB.

CATS IN THE PROS

MAJOR LEAGUE BASEBALL

CARSON COLEMAN - TEXAS RANGERS (DL)
 COLLIN COWGILL - CINCINNATI REDS (COACH)
 TREVOR GOTT - OAKLAND ATHLETICS (DL)
 ANDY GREEN - NY METS (FRONT OFFICE)
 SEAN HJELLE - SAN FRANCISCO GIANTS (DL)
 LUKE MAILE - CINCINNATI REDS
 JAMES PAXTON - LOS ANGELES DODGERS
 TAYLOR ROGERS - SAN FRANCISCO GIANTS
 ZACK THOMPSON - ST. LOUIS CARDINALS

MINOR LEAGUE BASEBALL

SETH CHAVEZ (RAYS-A)
 KYLE CODY (GIANTS)
 MAGDIEL COTTO (PIRATES-A)
 TYLER GUILFOIL (ASTROS-A)
 ZACH HAAKE (PHILLIES-AA)
 SEAN HARNEY (RAYS-A)
 DANIEL HARPER (PHILLIES-A)
 VINCE HARRISON - DAYTON DRAGONS (REDS-A, MANAGER)
 HOLT JONES (MARLINS-A)
 ZACK LEE (TIGERS-ROOKIE)
 JUSTIN LEWIS (GUARDIANS-AA)
 ZACH LOGUE (BRAVES-AAA)
 LOGAN MARTIN (ROYALS-A)
 ZACH POP (BLUE JAYS -AAA)
 JOHN RHODES (ORIOLES-AA)
 RYAN RITTER (ROCKIES-AA)
 ALONZO RUBALCABA (TIGERS-A)
 AUSTIN STRICKLAND (GIANTS-ROOKIE)
 COLE STUPP (TIGERS-A)
 EVAN WHITE (ANGELS-AAA)

KENTUCKY PRODUCES PROS



MLB TRAINING GROUND

Kentucky has made its presence felt in the Major League Baseball Draft in recent years with 36 players selected during the Nick Mingione era, including 21 in 2017 and 2018, which was the most of any college program in the country over that span. In Evan White (2017) and Zack Thompson (2019) the Cats have had two first-round selections under Mingione. In the last seven drafts:

- 19 Wildcats were selected in the first 10 rounds.
- Eight were selected in the first five rounds, including first-rounders Evan White (2017) and Zack Thompson (2019).
- The 13 picks in 2018 are the second-most for any school in a single draft since 2006 and tied for an SEC record with Texas A&M (2016) and national champion Vanderbilt (2019).
- The 23 underclassmen drafted during that span earned \$13.358 million in signing bonus money, an average of \$581,000 per player.
- All but one draftee was selected higher than previously selected.
- 26 of the draftees had not previously been drafted.
- White was named a 2020 AL Gold Glove winner, the first rookie first baseman in either league to win the award since its inception in 1957.

WALK IT OFF

The Cats' 10 most recent traditional walk-off victories

| DATE | OPPONENT | SCORE | FINAL PLAY |
|---------|-------------------|------------|----------------|
| 3/17/23 | Mississippi State | 5-4 (10) | Wild pitch |
| 3/5/23 | Indiana State | 7-6 | RBI Single |
| 5/5/22 | No. 1 Tennessee | 3-2 (13) | RBI Single |
| 3/13/22 | High Point | 4-3 | Error |
| 2/26/22 | Western Michigan | 13-12 (12) | Error |
| 2/23/22 | Bellarmine | 3-2 | RBI Double |
| 3/23/21 | Butler | 6-5 | Two-Run Double |
| 3/20/21 | Missouri | 5-4 | Passed Ball |
| 3/4/20 | Murray State | 9-8 | Solo Home Run |
| 2/23/20 | Appalachian State | 8-7 (15) | RBI Walk |
| 3/10/19 | Middle Tennessee | 5-4 | Two-Run HR |

The Cats have walked it off 18 times since Nick Mingione took over as head coach before the 2017 season, including five run rule games.

BASEBALL MINDS IN THE PROS

Former Wildcat Vince Harrison has been named the manager of the Dayton Dragons, the class High-A affiliate for the Cincinnati Reds, for the 2024 season. A former football and baseball player at Kentucky, Harrison has remained in the game of baseball and is one of three former players in non-playing roles with a Major League Baseball organization. Collin Cowgill remains an assistant coach with the Reds and former MLB manager and UK all-time hits leader Andy Green has joined the New York Mets' front office.

KENTUCKY PROUD PARK

Kentucky baseball moved into a new home for the 2019 season, opening the \$49 million Kentucky Proud Park, a state-of-the-art facility immediately considered one of the top facilities in all of college baseball. The Wildcats won their first game in their new home, defeating Eastern Kentucky, 7-3, on Feb. 26, 2019.

The stadium features permanent seating for nearly 2,500 fans with additional space on grass berms to accommodate 5,000 fans for regular season games. Beyond the outfield wall, temporary bleachers can be installed for NCAA Tournament games to bring the seating capacity to more than 7,000.

The team areas were a priority and give our players and coaches everything they need to compete at a high level in a single location. The facility features a team lounge, locker room, training area, indoor hitting and pitching areas, and coaching offices, as well as a recruiting room. All spaces are either new to UK baseball or significantly larger than previous ones.

The name is a tribute to farmers and businesses of the Commonwealth of Kentucky and the Big Blue Nation. Kentucky Farm Bureau secured the rights to name the stadium from JMI Sports, UK Athletics' multimedia rights partner. In turn, Kentucky Farm Bureau elected to name the stadium for Kentucky Proud, the state's official agricultural marketing program housed at the Kentucky Department of Agriculture. No state taxpayer dollars were used in funding the agreement. The Kentucky Proud program is funded through the generosity of the Kentucky Agricultural Development Fund. The fund is directed by the Kentucky Agricultural Development Board and administered by the Governor's Office of Agricultural Policy.

New black padding replaced the existing blue look for the 2023 season, including on the outfield fence, dugout railings and behind home plate.



ANCE RECORD BASEBALL ATTENDANCE RECORD BASEBALL ATTENDANCE

SCHOOL-RECORD ATTENDANCE

(Three-Game Series)

21,023

GAME 1 - 6,922
GAME 2 - 7,304
GAME 3 - 6,797

Single Game Record

TOP CROWDS IN KPP HISTORY

| | | |
|-------|-----------|---------|
| 7,304 | Tennessee | 4/20/24 |
| 6,922 | Tennessee | 4/19/24 |
| 6,797 | Tennessee | 4/21/24 |
| 6,796 | Indiana* | 6/5/23 |
| 6,094 | Indiana* | 6/3/23 |
| 6,066 | Illinois* | 6/1/24 |
| 6,024 | Arkansas | 5/5/24 |

*NCAA Regional

Series:

| | | |
|--------|-----------|------|
| 21,023 | Tennessee | 2024 |
| 14,781 | Arkansas | 2024 |

UK'S RECORD AT KPP

| Year | Overall | SEC |
|-------------------|---------|------|
| 2019 | 16-15 | 2-13 |
| 2020 ^a | 11-3 | 0-0 |
| 2021 | 22-13 | 6-9 |
| 2022 | 23-11 | 8-7 |
| 2023 | 29-7 | 11-4 |
| 2024 | 23-6 | 11-4 |

^aCovid-shortened season

| | | |
|--------------------------|---|--------------|
| Total | 128-55 (.699) | 44-37 |
| Attendance Record | 7,304 vs. Tennessee (April 20, 2024) | |
| Three-Game Series | 21,023 vs. Tennessee (April 19-21, 2024) | |

BASEBALL IN THE BLUEGRASS

BIG BLUE NATION



KENTUCKY PROUD PARK



2024 RADIO/TV SPOT CHART



0

JAKE TITUS



1

**PATRICK
HERRERA**



2

**MITCHELL
DALY**



4

ÉMILLEN PITRE




6

REUBEN CHURCH



7

DEVIN BURKES



8

**TY
CRITTENBERGER**



9

NICK LOPEZ



10

**CAMERON
O'BRIEN**



11

COLBY FRIEDA



12

GRANT SMITH



13

JAMES MCCOY




14

BEN HIGDON




16

**LANDON
FRANKLIN**



17

ETHAN HINDLE



19

NOLAN MCCARTHY



20

MASON MOORE



21

**RYAN
WALDSCHMIDT**



22

DOMINIC NIMAN



23

HUDSON BROWN



24

**RYAN
HAGENOW**




25

**RYAN
NICHOLSON**



26

DREW LAFFERTY



28

HAYDEN SMITH



29

ROBERT HOGAN



33

TRAVIS SMITH



34

LUKAS SCHRAMM



35

BLAKE BOWEN



36

**CARSON
APPLEGATE**



37

**RAYMOND
SAATMAN**



39

**COOPER
ROBINSON**



40

ZACH HISE



41

EVAN BYERS



42

**GRIFFIN
CAMERON**



43

JACKSON NOVE



44

JACOB PRICE



47

KYUSS GARGETT




48

BEN CLEAVER



49

**JOHNNY
HUMMEL**



50

EVAN HART



51

TREY POOSER



52

AUSTIN FAWLEY



54

ELI SMALL



55

TOMMY SKELDING

WILDCATS BY STATE

ALABAMA (1)

MITCHELL DALY (MADISON)

ARIZONA (1)

PATRICK HERRERA (MESA)

CALIFORNIA (1)

NICK LOPEZ (SANTA ANA)

CONNECTICUT (1)

DOMINIC NIMAN (WEST HARTFORD)

FLORIDA (5)

DEVIN BURKES (BRADENTON)
TY CRITTENBERGER (LIGHTHOUSE POINT)
AUSTIN FAWLEY (LANTANA)
COLBY FRIEDA (ST. JOHNS)
RYAN WALDSCHMIDT (BRADENTON)

GEORGIA (1)

JAMES MCCOY (DUNWOODY)

ILLINOIS (1)

ZACH HISE (JOLIET)

INDIANA (1)

KYUSS GARGETT (ANDERSON)

IOWA (1)

JACKSON NOVE (FAIRFAX)

KANSAS (1)

JAKE TITUS (OTTAWA)

KENTUCKY (10)

EVAN BYERS (NICHOLASVILLE)
GRIFFIN CAMERON (LEXINGTON)
EVAN HART (HARRODSBURG)
BEN HIGDON (PADUCAH)
MASON MOORE (MOREHEAD)
RYAN NICHOLSON (LOUISVILLE)
JACOB PRICE (LOUISVILLE)
RAYMOND SAATMAN (LEXINGTON)
HAYDEN SMITH (NICHOLASVILLE)
TRAVIS SMITH (WALTON)

MICHIGAN (1)

NOLAN MCCARTHY (KALAMAZOO)

MINNESOTA (1)

ROBERT HOGAN (NORTH OAK)

MISSISSIPPI (1)

HUDSON BROWN (OLIVE BRANCH)

NEBRASKA (1)

ELI SMALL (OMAHA)

NEW JERSEY (1)

CARSON APPLIGATE (COLUMBUS)

NEW MEXICO (1)

GRANT SMITH (ALBUQUERQUE)

NORTH CAROLINA (3)

JOHNNY HUMMEL (MATTHEWS)
CAMERON O'BRIEN (WAKE FOREST)
LUKAS SCHRAMM (APEX)

OHIO (2)

BLAKE BOWEN (WOOSTER)
TOMMY SKELDING (ATWATER)

PENNSYLVANIA (1)

DREW LAFFERTY (SOUTH PARK)

QUEBEC (1)

ÉMILIE PITRE (REPENTIGNY)

SOUTH CAROLINA (1)

TREY POOSER (HANAHAN)

TENNESSEE (4)

REUBEN CHURCH (MARYVILLE)
BEN CLEAVER (THOMPSONS STATION)
LONDON FRANKLIN (CLEVELAND)
RYAN HAGENOW (KNOXVILLE)

WISCONSIN (1)

EVAN HINDLE (DELAFIELD)

WILDCATS BY POSITION

INFIELDERS

HUDSON BROWN (FRESHMAN)
REUBEN CHURCH (SENIOR)
MITCHELL DALY (SENIOR)
AUSTIN FAWLEY (R-FRESHMAN)
LONDON FRANKLIN (FRESHMAN)
KYUSS GARGETT (FRESHMAN)
PATRICK HERRERA (JUNIOR)
ETHAN HINDLE (FRESHMAN)
NICK LOPEZ (GRADUATE)
JAMES MCCOY (R-SOPHOMORE)
RYAN NICHOLSON (GRADUATE)
ÉMILIE PITRE (JUNIOR)
GRANT SMITH (SENIOR)

OUTFIELDERS

GRIFFIN CAMERON (FRESHMAN)
TY CRITTENBERGER (GRADUATE)
BEN HIGDON (JUNIOR)
NOLAN MCCARTHY (R-JUNIOR)
LUKAS SCHRAMM (R-FRESHMAN)
ELI SMALL (FRESHMAN)
RYAN WALDSCHMIDT (JUNIOR)

CATCHERS

DEVIN BURKES (R-JUNIOR)
AUSTIN FAWLEY (R-FRESHMAN)
ELI SMALL (FRESHMAN)

RIGHT-HANDED PITCHERS

COLBY FRIEDA (JUNIOR)
RYAN HAGENOW (SENIOR)
ZACH HISE (R-JUNIOR)
ROBERT HOGAN (JUNIOR)
JOHNNY HUMMEL (GRADUATE)
DREW LAFFERTY (R-FRESHMAN)
JAMES MCCOY (R-SOPHOMORE)
MASON MOORE (JUNIOR)
CAMERON O'BRIEN (GRADUATE)
TREY POOSER (GRADUATE)
JACOB PRICE (SOPHOMORE)
COOPER ROBINSON (JUNIOR)
RAYMOND SAATMAN (FRESHMAN)
TOMMY SKELDING (FRESHMAN)
TRAVIS SMITH (R-SOPHOMORE)
JAKE TITUS (FRESHMAN)

UTILITY

BLAKE BOWEN (FRESHMAN)

LEFT-HANDED PITCHERS

EVAN BYERS (R-JUNIOR)
BEN CLEAVER (FRESHMAN)
EVAN HART (FRESHMAN)
DOMINIC NIMAN (GRADUATE)
JACKSON NOVE (JUNIOR)
HAYDEN SMITH (R-FRESHMAN)

NCAA Statistics

Kentucky - 2023-24 Baseball Ranking Summary thru games 05/26/2024

| Statistic | National Rank | Conference Rank | Value | National Leader | Value | Conference Leader | Value |
|---|---------------|-----------------|--------------|--------------------|-------|-------------------|-------|
| Base on Balls (294 ranked) | 117 | 10 | 266 | Troy | 382 | South Carolina | 367 |
| Batting Average (295 ranked) | 97 | 5 | 0.289 | Austin Peay | 0.359 | Tennessee | 0.311 |
| Double Plays (295 ranked) | 145 | 3 | 36 | Michigan | 62 | South Carolina | 45 |
| Double Plays Per Game (295 ranked) | 145 | 2 | 0.67 | Col. of Charleston | 1.11 | South Carolina | 0.76 |
| Doubles (295 ranked) | 67 | 5 | 113 | Austin Peay | 156 | Tennessee | 136 |
| Doubles Per Game (295 ranked) | 50 | 3 | 2.09 | Columbia | 2.98 | Tennessee | 2.23 |
| Earned Run Average (295 ranked) | 74 | 8 | 5.23 | Arkansas | 3.66 | Arkansas | 3.66 |
| Fielding Percentage (295 ranked) | 16 | 4 | 0.980 | Notre Dame | 0.985 | Mississippi St. | 0.982 |
| Hit Batters (295 ranked) | 119 | 3 | 76 | Saint Peter's | 131 | Missouri | 91 |
| Hit by Pitch (295 ranked) | 23 | 2 | 106 | UC Irvine | 166 | Georgia | 109 |
| Hits (295 ranked) | 172 | 10 | 506 | Austin Peay | 732 | Tennessee | 636 |
| Hits Allowed Per Nine Innings (295 ranked) | 23 | 7 | 8.25 | Arkansas | 7.07 | Arkansas | 7.07 |
| Home Runs (295 ranked) | 76 | 9 | 78 | Tennessee | 147 | Tennessee | 147 |
| Home Runs Per Game (295 ranked) | 71 | 9 | 1.44 | Austin Peay | 2.61 | Georgia | 2.59 |
| On Base Percentage (295 ranked) | 42 | 5 | 0.408 | Austin Peay | 0.455 | Georgia | 0.435 |
| Runs (295 ranked) | 56 | 6 | 437 | Austin Peay | 608 | Tennessee | 553 |
| Sacrifice Bunts (295 ranked) | 33 | 1 | 38 | Western Ky. | 78 | Kentucky | 38 |
| Sacrifice Flies (295 ranked) | 77 | 4 | 27 | Nicholls | 48 | Ole Miss | 34 |
| Scoring (295 ranked) | 46 | 4 | 8.1 | Austin Peay | 10.9 | Georgia | 9.3 |
| Shutouts (136 ranked) | 24 | 5 | 4 | Texas A&M | 10 | Texas A&M | 10 |
| Slugging Percentage (295 ranked) | 54 | 7 | 0.498 | Austin Peay | 0.661 | Tennessee | 0.600 |
| Stolen Bases (295 ranked) | 17 | 1 | 109 | VMI | 178 | Kentucky | 109 |
| Stolen Bases Per Game (295 ranked) | 19 | 1 | 2.02 | VMI | 3.18 | Kentucky | 2.02 |
| Strikeout-to-Walk Ratio (295 ranked) | 78 | 14 | 2.08 | Arizona | 3.56 | Tennessee | 3.38 |
| Strikeouts Per Nine Innings (295 ranked) | 75 | 12 | 9.0 | Arkansas | 12.1 | Arkansas | 12.1 |
| Triple Plays (1 ranked) | | | 8 teams tied | | 1 | Tennessee | 1 |
| Triples (295 ranked) | 145 | 6 | 10 | Wofford | 33 | Texas A&M | 15 |
| Triples Per Game (295 ranked) | 159 | 6 | 0.19 | Northern Ky. | 0.56 | Texas A&M | 0.26 |
| WHIP (295 ranked) | 27 | 7 | 1.40 | Arkansas | 1.21 | Arkansas | 1.21 |
| WL Pct (295 ranked) | 15 | 4 | 0.741 | Tennessee | 0.820 | Tennessee | 0.820 |
| Walks Allowed Per Nine Innings (295 ranked) | 92 | 10 | 4.33 | Arizona | 2.50 | Tennessee | 2.97 |



2024 NCAA Lexington Regional
Kentucky 6 (42-14), Illinois 1 (35-20)
June 1, 2024 at Lexington, Ky. (Kentucky Proud Park)



Kentucky 6 (42-14)

| Player | ab | r | h | rbi | bb | so | po | a | lob |
|---------------------|-----------|----------|----------|----------|----------|----------|-----------|-----------|----------|
| Ryan Waldschmidt lf | 5 | 1 | 3 | 3 | 0 | 0 | 1 | 0 | 0 |
| Emilien Pitre 2b | 4 | 0 | 0 | 1 | 1 | 0 | 1 | 5 | 1 |
| Devin Burkes c | 4 | 0 | 0 | 0 | 0 | 1 | 11 | 0 | 0 |
| Nick Lopez dh | 5 | 0 | 0 | 0 | 0 | 0 | 0 | 0 | 1 |
| Mitchell Daly 3b | 3 | 1 | 2 | 0 | 0 | 0 | 0 | 0 | 0 |
| Ryan Nicholson 1b | 3 | 1 | 1 | 2 | 1 | 1 | 8 | 1 | 0 |
| Nolan McCarthy cf | 2 | 0 | 0 | 0 | 1 | 1 | 0 | 0 | 0 |
| James McCoy rf | 3 | 1 | 1 | 0 | 1 | 2 | 3 | 0 | 5 |
| Grant Smith ss | 3 | 2 | 1 | 0 | 1 | 0 | 2 | 3 | 0 |
| Trey Pooser p | 0 | 0 | 0 | 0 | 0 | 0 | 1 | 1 | 0 |
| Ryan Hagenow p | 0 | 0 | 0 | 0 | 0 | 0 | 0 | 0 | 0 |
| Totals | 32 | 6 | 8 | 6 | 5 | 5 | 27 | 10 | 7 |

Illinois 1 (35-20)

| Player | ab | r | h | rbi | bb | so | po | a | lob |
|----------------------|-----------|----------|----------|----------|----------|-----------|-----------|-----------|----------|
| Hejza, Cal ss | 3 | 0 | 0 | 0 | 0 | 1 | 2 | 6 | 0 |
| Janik, Camden dh | 4 | 0 | 0 | 0 | 0 | 1 | 0 | 0 | 0 |
| Westcott, Drake 1b | 4 | 0 | 1 | 0 | 0 | 1 | 7 | 1 | 0 |
| Valincius, Vytas lf | 3 | 0 | 0 | 0 | 1 | 2 | 3 | 0 | 0 |
| Moerman, Ryan rf | 4 | 0 | 1 | 0 | 0 | 0 | 2 | 0 | 2 |
| Schroeder, Jacob c | 3 | 1 | 1 | 0 | 0 | 2 | 4 | 2 | 0 |
| Harding, Brody 2b | 3 | 0 | 2 | 1 | 1 | 0 | 3 | 3 | 0 |
| Quagliano, Coltin 3b | 3 | 0 | 0 | 0 | 1 | 1 | 1 | 0 | 1 |
| Milton, Connor cf | 4 | 0 | 1 | 0 | 0 | 2 | 4 | 1 | 5 |
| Hutchings, Payton p | 0 | 0 | 0 | 0 | 0 | 0 | 0 | 0 | 0 |
| Sanchez, Julius p | 0 | 0 | 0 | 0 | 0 | 0 | 0 | 0 | 0 |
| Plumley, Ben p | 0 | 0 | 0 | 0 | 0 | 0 | 0 | 0 | 0 |
| Rons, Jake p | 0 | 0 | 0 | 0 | 0 | 0 | 1 | 0 | 0 |
| Totals | 31 | 1 | 6 | 1 | 3 | 10 | 27 | 13 | 8 |

| Score by Innings | 1 | 2 | 3 | 4 | 5 | 6 | 7 | 8 | 9 | R | H | E |
|------------------|---|---|---|---|---|---|---|---|---|----------|----------|----------|
| Kentucky | 0 | 2 | 0 | 0 | 1 | 0 | 1 | 0 | 2 | 6 | 8 | 0 |
| Illinois | 0 | 0 | 0 | 1 | 0 | 0 | 0 | 0 | 0 | 1 | 6 | 1 |

E - Quagliano(14). DP - UK 2; ILL 3. LOB - UK 7; ILL 8. 2B - Waldschmidt(17); J. McCoy(4). HR - Waldschmidt(14); R. Nicholson(19). HBP - D. Burkes; M. Daly; N. McCarthy; Hejza; Schroeder, J. SB - M. Daly(10).

| Kentucky | ip | h | r | er | bb | so | ab | bf | np |
|--------------|-----|---|---|----|----|----|----|----|-----|
| Trey Pooser | 7.0 | 5 | 1 | 1 | 2 | 7 | 24 | 27 | 102 |
| Ryan Hagenow | 2.0 | 1 | 0 | 0 | 1 | 3 | 7 | 9 | 31 |

| Illinois | ip | h | r | er | bb | so | ab | bf | np |
|-------------------|-----|---|---|----|----|----|----|----|----|
| Hutchings, Payton | 5.0 | 4 | 3 | 3 | 2 | 2 | 16 | 21 | 78 |
| Sanchez, Julius | 1.0 | 3 | 1 | 1 | 1 | 2 | 6 | 7 | 27 |
| Plumley, Ben | 1.0 | 0 | 0 | 0 | 0 | 0 | 2 | 2 | 9 |
| Rons, Jake | 2.0 | 1 | 2 | 2 | 2 | 1 | 8 | 10 | 36 |

Win - T. Pooser (6-1). Loss - Hutchings (4-3). Save - R. Hagenow (3).
WP - T. Pooser(8). HBP - by Hutchings (M. Daly); by Hutchings (N. McCarthy); by Hutchings (D. Burkes); by T. Pooser (Schroeder, J); by R. Hagenow (Hejza). Inherited runners/scored: Sanchez, Ju. 1/0; Plumley, B. 2/1.
Pitches/strikes: T. Pooser 102/63; R. Hagenow 31/20; Hutchings 78/46; Sanchez, Ju. 27/16; Plumley, B. 9/6; Rons, J. 36/21.

Umpires - HP: Brian Miller 1B: Mike Lusk 2B: Billy van Raaphorst 3B: Richard Riley
Start: 4:15 Time: 2:46 Attendance: 6066
Weather: Rainy, cool
Game notes:
2024 NCAA Lexington Regional
Game 4
UK 1-0, ILL 1-0
Hutchings faced 1 batter in the 6th.
Sanchez, Ju. faced 2 batters in the 7th.



2024 NCAA Lexington Regional
Kentucky 10 (41-14), Western Michigan 8 (32-22)
May 31, 2024 at Lexington, Ky. (Kentucky Proud Park)



Western Michigan 8 (32-22)

Kentucky 10 (41-14)

| Player | ab | r | h | rbi | bb | so | po | a | lob | avg |
|---------------------|-----------|----------|----------|----------|----------|-----------|-----------|----------|-----------|------|
| KITCHEN, Jackson cf | 3 | 1 | 1 | 1 | 2 | 0 | 3 | 0 | 0 | .264 |
| SULLIVAN, Cade 1b | 4 | 1 | 1 | 2 | 1 | 2 | 6 | 0 | 1 | .394 |
| NEVAR, Dylan lf | 4 | 0 | 2 | 1 | 0 | 0 | 2 | 0 | 1 | .347 |
| RICHMOND, CJ dh | 5 | 0 | 1 | 3 | 0 | 2 | 0 | 0 | 1 | .380 |
| SWINEHART, Josh rf | 5 | 0 | 1 | 0 | 0 | 2 | 2 | 1 | 2 | .315 |
| MALONEY, Michael ss | 4 | 1 | 0 | 0 | 1 | 2 | 1 | 2 | 2 | .277 |
| BUDIG, Greg c | 4 | 1 | 1 | 0 | 0 | 1 | 7 | 1 | 0 | .281 |
| HARRITY, Brendan 3b | 3 | 2 | 1 | 0 | 1 | 0 | 2 | 0 | 0 | .305 |
| MEE, Grady 2b | 4 | 2 | 1 | 1 | 1 | 1 | 1 | 1 | 3 | .289 |
| MILLER, Brady p | 0 | 0 | 0 | 0 | 0 | 0 | 0 | 0 | 0 | - |
| SHAPIRO, Joe p | 0 | 0 | 0 | 0 | 0 | 0 | 0 | 0 | 0 | - |
| DENTLER, Jayden p | 0 | 0 | 0 | 0 | 0 | 0 | 0 | 1 | 0 | - |
| BERG, Hayden p | 0 | 0 | 0 | 0 | 0 | 0 | 0 | 0 | 0 | - |
| DORAN, Turner p | 0 | 0 | 0 | 0 | 0 | 0 | 0 | 0 | 0 | - |
| Totals | 36 | 8 | 9 | 8 | 6 | 10 | 24 | 6 | 10 | |

| Player | ab | r | h | rbi | bb | so | po | a | lob | avg |
|---------------------|-----------|-----------|-----------|-----------|----------|----------|-----------|----------|----------|------|
| Ryan Waldschmidt lf | 3 | 1 | 1 | 1 | 1 | 2 | 2 | 0 | 1 | .356 |
| Emilien Pitre 2b | 5 | 0 | 2 | 1 | 0 | 0 | 1 | 2 | 1 | .310 |
| Devin Burkes c | 3 | 2 | 2 | 0 | 2 | 0 | 10 | 0 | 0 | .261 |
| Nick Lopez dh | 4 | 1 | 1 | 1 | 0 | 1 | 0 | 0 | 2 | .367 |
| Mitchell Daly 3b | 5 | 1 | 2 | 2 | 0 | 1 | 2 | 2 | 1 | .297 |
| Ryan Nicholson 1b | 5 | 0 | 1 | 1 | 0 | 2 | 8 | 0 | 1 | .289 |
| Nolan McCarthy cf | 4 | 3 | 2 | 0 | 0 | 0 | 2 | 0 | 1 | .287 |
| James McCoy rf | 3 | 2 | 2 | 3 | 0 | 1 | 1 | 0 | 0 | .224 |
| Grant Smith ss | 1 | 0 | 0 | 1 | 0 | 0 | 1 | 0 | 2 | .255 |
| Dominic Niman p | 0 | 0 | 0 | 0 | 0 | 0 | 0 | 0 | 0 | - |
| Cameron O'Brien p | 0 | 0 | 0 | 0 | 0 | 0 | 0 | 0 | 0 | - |
| Evan Byers p | 0 | 0 | 0 | 0 | 0 | 0 | 0 | 0 | 0 | - |
| Robert Hogan p | 0 | 0 | 0 | 0 | 0 | 0 | 0 | 1 | 0 | - |
| Totals | 33 | 10 | 13 | 10 | 3 | 7 | 27 | 5 | 9 | |

| Score by Innings | 1 | 2 | 3 | 4 | 5 | 6 | 7 | 8 | 9 | R | H | E |
|------------------|---|---|---|---|---|---|---|---|---|-----------|-----------|----------|
| Western Michigan | 0 | 0 | 0 | 0 | 5 | 3 | 0 | 0 | 0 | 8 | 9 | 3 |
| Kentucky | 1 | 2 | 4 | 1 | 2 | 0 | 0 | 0 | X | 10 | 13 | 0 |

E - HARRITY, B.(11); MEE, G.(6); MILLER, B.(2). LOB - WMU 10; UK 9. 2B - NEVAR, D.(7); RICHMOND, C.(17); E. Pitre(18); D. Burkes(14); N. Lopez(21); M. Daly 2(13); J. McCoy(3). HR - J. McCoy(6). HBP - NEVAR, D.; BUDIG, G.; HARRITY, B.; N. McCarthy; J. McCoy; G. Smith. SH - G. Smith(8). SF - Waldschmidt(3); N. Lopez(6); G. Smith(2). SB - Waldschmidt(24); D. Burkes(18); M. Daly(9). CS - E. Pitre(8).

| Western Michigan | ip | h | r | er | bb | so | ab | bf | np | era | Kentucky | ip | h | r | er | bb | so | ab | bf | np | era |
|------------------|-----|---|---|----|----|----|----|----|----|------|-----------------|-----|---|---|----|----|----|----|----|----|------|
| MILLER, Brady | 2.0 | 5 | 6 | 4 | 2 | 2 | 10 | 14 | 57 | 6.75 | Dominic Niman | 4.0 | 4 | 5 | 5 | 3 | 4 | 16 | 20 | 73 | 6.24 |
| SHAPIRO, Joe | 2.0 | 5 | 4 | 3 | 0 | 2 | 9 | 12 | 42 | 5.06 | Cameron O'Brien | 1.0 | 1 | 0 | 0 | 0 | 2 | 4 | 4 | 20 | 4.73 |
| DENTLER, Jayden | 1.0 | 1 | 0 | 0 | 1 | 0 | 2 | 5 | 13 | 5.36 | Evan Byers | 0.2 | 2 | 3 | 3 | 1 | 0 | 4 | 6 | 26 | 5.32 |
| BERG, Hayden | 2.0 | 2 | 0 | 0 | 0 | 2 | 8 | 8 | 32 | 6.35 | Robert Hogan | 3.1 | 2 | 0 | 0 | 2 | 4 | 12 | 15 | 50 | 2.75 |
| DORAN, Turner | 1.0 | 0 | 0 | 0 | 0 | 1 | 4 | 4 | 16 | 3.51 | | | | | | | | | | | |

Win - C. O'Brien (2-0). Loss - MILLER, B. (6-6). Save - R. Hogan (1).
HBP - by MILLER, B. (G. Smith); by D. Niman (HARRITY, B.); by SHAPIRO, J. (N. McCarthy); by SHAPIRO, J. (J. McCoy); by E. Byers (NEVAR, D.); by R. Hogan (BUDIG, G.). Inherited runners/scored: SHAPIRO, J. 2/2; DENTLER, J. 2/2; C. O'Brien 3/2; R. Hogan 3/2. Pitches/strikes: MILLER, B. 57/35; SHAPIRO, J. 42/25; DENTLER, J. 13/8; BERG, H. 32/19; DORAN, T. 16/11; D. Niman 73/44; C. O'Brien 20/13; E. Byers 26/13; R. Hogan 50/31.

Umpires - HP: Billy van Raaphorst 1B: Alex Ziegler 2B: Brian Miller 3B: Doug Vines
Start: 12:06 pm Time: 3:20 Attendance: 5861
Weather: Sunny, mid 70s



2024 Kentucky Baseball Overall Statistics for Kentucky (as of Jun 01, 2024) (All games Sorted by Batting avg)



Record: 42-14 Home: 23-6 Away: 16-5 Neutral: 3-3 Conference: 22-8

| Player | avg | gp-gs | ab | r | h | 2b | 3b | hr | rbi | tb | slg% | bb | hp | so | gdp | ob% | sf | sh | sb-att | po | a | e | fld% | |
|---------------------|------|-------|------|-----|-----|-----|----|----|-----|-----|------|-----|-----|-----|-----|------|----|----|---------|------|-----|----|-------|--|
| 21 Ryan Waldschmidt | .363 | 53-49 | 193 | 64 | 70 | 17 | 0 | 14 | 46 | 129 | .668 | 34 | 16 | 39 | 1 | .488 | 3 | 0 | 24-31 | 84 | 0 | 3 | .966 | |
| 9 Nick Lopez | .358 | 53-52 | 204 | 55 | 73 | 21 | 2 | 6 | 50 | 116 | .569 | 22 | 3 | 24 | 5 | .417 | 6 | 0 | 3-5 | 35 | 7 | 4 | .913 | |
| 4 Emilien Pitre | .304 | 56-56 | 217 | 51 | 66 | 18 | 1 | 8 | 52 | 110 | .507 | 42 | 5 | 34 | 7 | .422 | 4 | 0 | 24-32 | 92 | 140 | 2 | .991 | |
| 2 Mitchell Daly | .304 | 50-49 | 168 | 39 | 51 | 13 | 1 | 6 | 43 | 84 | .500 | 32 | 12 | 37 | 5 | .442 | 3 | 7 | 10-14 | 32 | 81 | 2 | .983 | |
| 25 Ryan Nicholson | .290 | 53-49 | 183 | 41 | 53 | 9 | 0 | 19 | 57 | 119 | .650 | 26 | 7 | 52 | 3 | .396 | 1 | 3 | 3-3 | 384 | 19 | 7 | .983 | |
| 19 Nolan McCarthy | .283 | 52-50 | 180 | 40 | 51 | 9 | 1 | 7 | 36 | 83 | .461 | 15 | 12 | 42 | 3 | .375 | 1 | 4 | 7-10 | 115 | 1 | 0 | 1.000 | |
| 12 Grant Smith | .257 | 46-44 | 148 | 31 | 38 | 3 | 0 | 5 | 34 | 56 | .378 | 14 | 10 | 39 | 3 | .356 | 2 | 8 | 5-7 | 67 | 112 | 3 | .984 | |
| 7 Devin Burkes | .255 | 54-53 | 184 | 48 | 47 | 14 | 1 | 3 | 34 | 72 | .391 | 28 | 17 | 40 | 1 | .393 | 5 | 6 | 18-20 | 448 | 24 | 2 | .996 | |
| 13 James McCoy | .227 | 46-39 | 128 | 33 | 29 | 4 | 1 | 6 | 25 | 53 | .414 | 22 | 9 | 47 | 2 | .373 | 2 | 1 | 7-7 | 72 | 2 | 1 | .987 | |
| ----- | | | | | | | | | | | | | | | | | | | | | | | | |
| 1 Patrick Herrera | .309 | 25-19 | 55 | 15 | 17 | 4 | 1 | 0 | 16 | 23 | .418 | 15 | 10 | 19 | 0 | .519 | 1 | 3 | 1-3 | 23 | 7 | 0 | 1.000 | |
| 54 Eli Small | .300 | 11-1 | 10 | 3 | 3 | 1 | 0 | 1 | 3 | 7 | .700 | 3 | 2 | 4 | 0 | .500 | 1 | 0 | 0-0 | 3 | 0 | 0 | 1.000 | |
| 8 Ty Crittenberger | .250 | 20-7 | 24 | 8 | 6 | 1 | 0 | 2 | 3 | 13 | .542 | 4 | 0 | 9 | 0 | .357 | 0 | 2 | 7-7 | 13 | 0 | 1 | .929 | |
| 34 Lukas Schramm | .238 | 9-6 | 21 | 5 | 5 | 1 | 1 | 1 | 5 | 11 | .524 | 2 | 0 | 10 | 1 | .304 | 0 | 1 | 1-1 | 10 | 1 | 1 | .917 | |
| 52 Austin Fawley | .235 | 9-4 | 17 | 3 | 4 | 1 | 0 | 2 | 5 | 11 | .647 | 1 | 0 | 6 | 1 | .278 | 0 | 1 | 0-0 | 40 | 0 | 0 | 1.000 | |
| 42 Griffin Cameron | .190 | 9-8 | 21 | 5 | 4 | 0 | 0 | 0 | 4 | 4 | .190 | 6 | 1 | 8 | 0 | .379 | 1 | 1 | 2-2 | 15 | 1 | 0 | 1.000 | |
| 6 Reuben Church | .182 | 21-9 | 33 | 6 | 6 | 3 | 0 | 0 | 5 | 9 | .273 | 4 | 6 | 14 | 0 | .372 | 0 | 0 | 0-0 | 11 | 6 | 1 | .944 | |
| 47 Kyuss Gargett | .150 | 11-5 | 20 | 5 | 3 | 1 | 1 | 1 | 1 | 9 | .450 | 2 | 0 | 6 | 1 | .227 | 0 | 2 | 0-0 | 5 | 18 | 1 | .958 | |
| 17 Ethan Hindle | .083 | 7-4 | 12 | 1 | 1 | 1 | 0 | 0 | 3 | 2 | .167 | 2 | 2 | 4 | 1 | .313 | 0 | 0 | 1-1 | 1 | 2 | 1 | .750 | |
| Totals | .290 | 56 | 1818 | 453 | 527 | 121 | 10 | 81 | 422 | 911 | .501 | 274 | 112 | 434 | 34 | .409 | 30 | 39 | 113-143 | 1468 | 469 | 39 | .980 | |
| Opponents | .241 | 56 | 1851 | 310 | 447 | 79 | 5 | 66 | 292 | 734 | .397 | 236 | 81 | 492 | 35 | .349 | 20 | 17 | 28-38 | 1415 | 517 | 71 | .965 | |

LOB - Team (406), Opp (427). DPs turned - Team (38), Opp (42). CI - Team (0), Opp (1). IBB - Team (4), R. Nicholson 2, N. Lopez 1, E. Pitre 1, Opp (13). Picked off - E. Pitre 2, R. Nicholson 2, D. Burkes 1, J. McCoy 1, G. Smith 1, N. McCarthy 1, M. Daly 1, Waldschmidt 1.

(All games Sorted by Earned run avg)

| Player | era | w-l | app | gs | cg | sho | sv | ip | h | r | er | bb | so | 2b | 3b | hr | b/avg | wp | hp | bk | sfa | sha | | |
|--------------------|-------|-------|-----|----|----|-----|----|-------|-----|-----|-----|-----|-----|-----|----|----|-------|----|-----|----|-----|-----|--|--|
| 51 Trey Pooser | 3.77 | 6-1 | 17 | 11 | 0 | 0/0 | 2 | 76.1 | 60 | 34 | 32 | 29 | 71 | 14 | 0 | 9 | .214 | 8 | 7 | 0 | 0 | 3 | | |
| 20 Mason Moore | 5.40 | 8-3 | 15 | 15 | 0 | 0/0 | 0 | 78.1 | 70 | 51 | 47 | 42 | 70 | 13 | 1 | 9 | .246 | 3 | 12 | 1 | 5 | 6 | | |
| 22 Dominic Niman | 6.24 | 8-4 | 16 | 15 | 1 | 1/1 | 0 | 70.2 | 79 | 54 | 49 | 25 | 66 | 15 | 1 | 9 | .274 | 3 | 11 | 0 | 2 | 1 | | |
| ----- | | | | | | | | | | | | | | | | | | | | | | | | |
| 13 James McCoy | 0.00 | 0-0 | 6 | 0 | 0 | 0/1 | 1 | 4.0 | 4 | 1 | 0 | 1 | 4 | 2 | 0 | 0 | .250 | 0 | 1 | 0 | 0 | 0 | | |
| 50 Evan Hart | 0.00 | 0-0 | 2 | 0 | 0 | 0/1 | 0 | 0.2 | 1 | 0 | 0 | 1 | 1 | 0 | 0 | 0 | .333 | 0 | 2 | 0 | 0 | 0 | | |
| 24 Ryan Hagenow | 1.96 | 2-0 | 12 | 0 | 0 | 0/1 | 3 | 18.1 | 13 | 4 | 4 | 8 | 16 | 1 | 0 | 1 | .191 | 2 | 6 | 0 | 0 | 0 | | |
| 29 Robert Hogan | 2.75 | 1-0 | 21 | 0 | 0 | 0/1 | 1 | 36.0 | 20 | 14 | 11 | 16 | 35 | 1 | 0 | 5 | .160 | 3 | 5 | 0 | 0 | 0 | | |
| 49 Johnny Hummel | 3.54 | 3-0 | 21 | 0 | 0 | 0/2 | 6 | 28.0 | 16 | 11 | 11 | 10 | 37 | 1 | 1 | 8 | .160 | 7 | 1 | 0 | 0 | 0 | | |
| 10 Cameron O'Brien | 4.72 | 2-0 | 31 | 0 | 0 | 0/1 | 0 | 26.2 | 23 | 16 | 14 | 10 | 33 | 6 | 0 | 5 | .235 | 7 | 3 | 0 | 1 | 0 | | |
| 48 Ben Cleaver | 5.06 | 2-0 | 5 | 0 | 0 | 0/0 | 1 | 5.1 | 4 | 3 | 3 | 3 | 9 | 2 | 0 | 0 | .211 | 2 | 1 | 0 | 0 | 0 | | |
| 41 Evan Byers | 5.32 | 3-1 | 21 | 0 | 0 | 0/0 | 0 | 23.2 | 25 | 16 | 14 | 12 | 23 | 2 | 0 | 4 | .275 | 1 | 4 | 0 | 3 | 1 | | |
| 28 Hayden Smith | 5.40 | 0-0 | 4 | 0 | 0 | 0/2 | 0 | 3.1 | 4 | 4 | 2 | 2 | 0 | 1 | 0 | 0 | .286 | 0 | 0 | 0 | 1 | 0 | | |
| 43 Jackson Nove | 6.00 | 1-0 | 24 | 0 | 0 | 0/0 | 2 | 27.0 | 24 | 18 | 18 | 20 | 37 | 3 | 0 | 2 | .242 | 2 | 7 | 1 | 4 | 1 | | |
| 33 Travis Smith | 6.38 | 3-4 | 12 | 6 | 0 | 0/0 | 0 | 36.2 | 38 | 28 | 26 | 22 | 31 | 6 | 1 | 6 | .268 | 3 | 5 | 0 | 2 | 1 | | |
| 26 Drew Lafferty | 6.86 | 1-1 | 8 | 8 | 0 | 0/2 | 0 | 21.0 | 23 | 16 | 16 | 9 | 17 | 5 | 0 | 2 | .280 | 0 | 2 | 0 | 0 | 3 | | |
| 39 Cooper Robinson | 7.24 | 2-0 | 13 | 1 | 0 | 0/0 | 0 | 13.2 | 18 | 12 | 11 | 11 | 19 | 2 | 1 | 3 | .321 | 2 | 3 | 0 | 1 | 0 | | |
| 11 Colby Frieda | 7.71 | 0-0 | 12 | 0 | 0 | 0/0 | 0 | 11.2 | 13 | 11 | 10 | 10 | 17 | 2 | 0 | 2 | .271 | 3 | 5 | 0 | 1 | 0 | | |
| 40 Zach Hise | 12.46 | 0-0 | 6 | 0 | 0 | 0/1 | 0 | 4.1 | 4 | 7 | 6 | 3 | 3 | 0 | 0 | 0 | .235 | 1 | 4 | 0 | 0 | 1 | | |
| 0 Jake Titus | 20.25 | 0-0 | 3 | 0 | 0 | 0/1 | 0 | 2.2 | 6 | 7 | 6 | 1 | 2 | 2 | 0 | 1 | .429 | 0 | 1 | 0 | 0 | 0 | | |
| 36 Carson Aplegate | 27.00 | 0-0 | 2 | 0 | 0 | 0/0 | 0 | 1.0 | 2 | 3 | 3 | 1 | 1 | 1 | 0 | 0 | .400 | 0 | 1 | 0 | 0 | 0 | | |
| Totals | 5.21 | 42-14 | 56 | 56 | 1 | 4/3 | 16 | 489.1 | 447 | 310 | 283 | 236 | 492 | 79 | 5 | 66 | .241 | 47 | 81 | 2 | 20 | 17 | | |
| Opponents | 7.35 | 14-42 | 56 | 56 | 0 | 2/2 | 6 | 471.2 | 527 | 453 | 385 | 274 | 434 | 121 | 10 | 81 | .290 | 43 | 112 | 8 | 30 | 39 | | |

PB - Team (9), D. Burkes 9, Opp (10). Pickoffs - Team (1), B. Cleaver 1, Opp (10). SBA/ATT - D. Burkes (23-32), T. Smith (7-8), A. Fawley (5-5), C. O'Brien (2-5), M. Moore (1-4), D. Niman (4-4), C. Robinson (3-3), J. Nove (2-3), T. Pooser (2-3).



2024 Kentucky Baseball
Conference statistics for Kentucky (as of May 18, 2024)
(Conference games only Sorted by Batting avg)



Record: 22-8 Home: 11-4 Away: 11-4 Conference: 22-8

| Player | avg | gp-gs | ab | r | h | 2b | 3b | hr | rbi | tb | slg% | bb | hp | so | gdp | ob% | sf | sh | sb-att | po | a | e | fld% |
|---------------------|------|-------|------|-----|-----|----|----|----|-----|-----|-------|-----|----|-----|-----|------|----|----|--------|-----|-----|----|-------|
| 21 Ryan Waldschmidt | .405 | 30-30 | 121 | 38 | 49 | 12 | 0 | 8 | 25 | 85 | .702 | 18 | 9 | 24 | 1 | .510 | 1 | 0 | 19-24 | 62 | 0 | 1 | .984 |
| 9 Nick Lopez | .348 | 30-29 | 115 | 36 | 40 | 12 | 0 | 5 | 31 | 67 | .583 | 14 | 3 | 15 | 2 | .422 | 3 | 0 | 1-3 | 0 | 0 | 0 | .000 |
| 19 Nolan McCarthy | .325 | 30-30 | 114 | 28 | 37 | 6 | 0 | 7 | 25 | 64 | .561 | 8 | 5 | 24 | 2 | .391 | 1 | 2 | 4-6 | 74 | 1 | 0 | 1.000 |
| 25 Ryan Nicholson | .315 | 30-30 | 111 | 31 | 35 | 4 | 0 | 15 | 38 | 84 | .757 | 14 | 7 | 29 | 2 | .421 | 1 | 0 | 1-1 | 219 | 9 | 6 | .974 |
| 4 Emilien Pitre | .305 | 30-30 | 118 | 24 | 36 | 9 | 0 | 7 | 29 | 66 | .559 | 21 | 2 | 18 | 3 | .407 | 4 | 0 | 12-17 | 47 | 76 | 2 | .984 |
| 2 Mitchell Daly | .298 | 30-30 | 104 | 25 | 31 | 7 | 1 | 4 | 19 | 52 | .500 | 22 | 8 | 29 | 3 | .455 | 0 | 4 | 5-8 | 21 | 46 | 0 | 1.000 |
| 12 Grant Smith | .261 | 27-25 | 88 | 18 | 23 | 1 | 0 | 4 | 22 | 36 | .409 | 7 | 5 | 22 | 2 | .347 | 1 | 4 | 3-5 | 39 | 59 | 3 | .970 |
| 7 Devin Burkes | .255 | 30-30 | 106 | 25 | 27 | 11 | 0 | 1 | 22 | 41 | .387 | 16 | 7 | 22 | 0 | .376 | 4 | 5 | 5-7 | 259 | 15 | 1 | .996 |
| 13 James McCoy | .241 | 29-26 | 87 | 22 | 21 | 2 | 0 | 5 | 18 | 38 | .437 | 14 | 3 | 28 | 1 | .358 | 2 | 1 | 2-2 | 48 | 1 | 1 | .980 |
| ----- | | | | | | | | | | | | | | | | | | | | | | | |
| 54 Eli Small | .500 | 3-0 | 2 | 0 | 1 | 1 | 0 | 0 | 1 | 2 | 1.000 | 1 | 0 | 1 | 0 | .667 | 0 | 0 | 0-0 | 0 | 0 | 0 | .000 |
| 1 Patrick Herrera | .294 | 9-5 | 17 | 1 | 5 | 1 | 0 | 0 | 5 | 6 | .353 | 2 | 1 | 8 | 0 | .400 | 0 | 2 | 0-1 | 6 | 5 | 0 | 1.000 |
| 6 Reuben Church | .188 | 9-4 | 16 | 3 | 3 | 1 | 0 | 0 | 2 | 4 | .250 | 1 | 1 | 8 | 0 | .278 | 0 | 0 | 0-0 | 0 | 4 | 1 | .800 |
| 8 Ty Crittenberger | .000 | 8-1 | 4 | 3 | 0 | 0 | 0 | 0 | 0 | 0 | .000 | 0 | 0 | 2 | 0 | .000 | 0 | 1 | 3-3 | 3 | 0 | 0 | 1.000 |
| 47 Kyuss Gargett | .000 | 2-0 | 0 | 0 | 0 | 0 | 0 | 0 | 0 | 0 | .000 | 0 | 0 | 0 | 0 | .000 | 0 | 1 | 0-0 | 0 | 1 | 0 | 1.000 |
| 52 Austin Fawley | .000 | 2-0 | 0 | 0 | 0 | 0 | 0 | 0 | 0 | 0 | .000 | 0 | 0 | 0 | 0 | .000 | 0 | 0 | 0-0 | 4 | 0 | 0 | 1.000 |
| Totals | .307 | 30 | 1003 | 254 | 308 | 67 | 1 | 56 | 237 | 545 | .543 | 138 | 51 | 230 | 16 | .411 | 17 | 20 | 55-77 | 790 | 242 | 18 | .983 |
| Opponents | .250 | 30 | 1010 | 178 | 252 | 48 | 1 | 42 | 169 | 428 | .424 | 139 | 43 | 271 | 17 | .360 | 13 | 9 | 11-15 | 768 | 276 | 28 | .974 |

LOB - Team (208), Opp (246). DPs turned - Team (17), Opp (20). CI - Team (0), Opp (1). IBB - Team (4), R. Nicholson 2, E. Pitre 1, N. Lopez 1, Opp (10). Picked off - D. Burkes 1, M. Daly 1, G. Smith 1, J. McCoy 1, R. Nicholson 1, E. Pitre 1, Waldschmidt 1.

(Conference games only Sorted by Earned run avg)

| Player | era | w-l | app | gs | cg | sho | sv | ip | h | r | er | bb | so | 2b | 3b | hr | b/avg | wp | hp | bk | sfa | sha |
|--------------------|-------|------|-----|----|----|-----|----|-------|-----|-----|-----|-----|-----|----|----|----|-------|----|----|----|-----|-----|
| 51 Trey Pooser | 4.15 | 3-1 | 10 | 9 | 0 | 0/0 | 0 | 52.0 | 41 | 26 | 24 | 21 | 46 | 10 | 0 | 7 | .214 | 6 | 5 | 0 | 0 | 3 |
| 22 Dominic Niman | 6.08 | 5-3 | 10 | 10 | 1 | 1/0 | 0 | 47.1 | 54 | 36 | 32 | 14 | 44 | 12 | 1 | 8 | .278 | 3 | 8 | 0 | 2 | 1 |
| 20 Mason Moore | 6.23 | 5-2 | 10 | 10 | 0 | 0/0 | 0 | 52.0 | 51 | 39 | 36 | 29 | 48 | 11 | 0 | 5 | .263 | 1 | 5 | 0 | 3 | 4 |
| ----- | | | | | | | | | | | | | | | | | | | | | | |
| 13 James McCoy | 0.00 | 0-0 | 2 | 0 | 0 | 0/0 | 1 | 0.2 | 1 | 0 | 0 | 0 | 1 | 1 | 0 | 0 | .333 | 0 | 0 | 0 | 0 | 0 |
| 24 Ryan Hagenow | 3.24 | 2-0 | 7 | 0 | 0 | 0/0 | 2 | 8.1 | 8 | 3 | 3 | 4 | 9 | 0 | 0 | 0 | .242 | 1 | 2 | 0 | 0 | 0 |
| 29 Robert Hogan | 4.41 | 1-0 | 11 | 0 | 0 | 0/0 | 0 | 16.1 | 14 | 11 | 8 | 10 | 16 | 0 | 0 | 4 | .226 | 3 | 3 | 0 | 0 | 0 |
| 10 Cameron O'Brien | 4.72 | 0-0 | 16 | 0 | 0 | 0/0 | 0 | 13.1 | 12 | 9 | 7 | 5 | 20 | 3 | 0 | 1 | .245 | 3 | 1 | 0 | 0 | 0 |
| 43 Jackson Nove | 4.91 | 0-0 | 17 | 0 | 0 | 0/0 | 1 | 18.1 | 17 | 10 | 10 | 13 | 25 | 2 | 0 | 1 | .254 | 2 | 5 | 0 | 4 | 1 |
| 49 Johnny Hummel | 5.71 | 2-0 | 12 | 0 | 0 | 0/0 | 5 | 17.1 | 14 | 11 | 11 | 9 | 20 | 1 | 0 | 8 | .212 | 7 | 1 | 0 | 0 | 0 |
| 41 Evan Byers | 5.79 | 1-1 | 10 | 0 | 0 | 0/0 | 0 | 9.1 | 10 | 8 | 6 | 10 | 11 | 2 | 0 | 2 | .278 | 0 | 2 | 0 | 2 | 0 |
| 33 Travis Smith | 6.19 | 2-1 | 7 | 1 | 0 | 0/0 | 0 | 16.0 | 16 | 11 | 11 | 8 | 13 | 3 | 0 | 4 | .250 | 1 | 3 | 0 | 1 | 0 |
| 11 Colby Frieda | 6.75 | 0-0 | 5 | 0 | 0 | 0/0 | 0 | 5.1 | 5 | 4 | 4 | 7 | 6 | 1 | 0 | 1 | .250 | 1 | 3 | 0 | 1 | 0 |
| 39 Cooper Robinson | 10.38 | 1-0 | 5 | 0 | 0 | 0/0 | 0 | 4.1 | 5 | 5 | 5 | 7 | 8 | 0 | 0 | 1 | .278 | 2 | 3 | 0 | 0 | 0 |
| 40 Zach Hise | 13.50 | 0-0 | 2 | 0 | 0 | 0/0 | 0 | 1.1 | 1 | 2 | 2 | 1 | 1 | 0 | 0 | 0 | .200 | 0 | 2 | 0 | 0 | 0 |
| 48 Ben Cleaver | 20.25 | 0-0 | 2 | 0 | 0 | 0/0 | 1 | 1.1 | 3 | 3 | 3 | 1 | 3 | 2 | 0 | 0 | .429 | 1 | 0 | 0 | 0 | 0 |
| Totals | 5.54 | 22-8 | 30 | 30 | 1 | 1/0 | 10 | 263.1 | 252 | 178 | 162 | 139 | 271 | 48 | 1 | 42 | .250 | 31 | 43 | 0 | 13 | 9 |
| Opponents | 7.95 | 8-22 | 30 | 30 | 0 | 1/1 | 3 | 256.0 | 308 | 254 | 226 | 138 | 230 | 67 | 1 | 56 | .307 | 21 | 51 | 3 | 17 | 20 |

PB - Team (6), D. Burkes 6, Opp (6). Pickoffs - Team (0), Opp (7). SBA/ATT - D. Burkes (11-15), T. Pooser (2-3), C. O'Brien (0-2), M. Moore (1-2), R. Hogan (2-2), J. Nove (2-2), Z. Hise (1-1), R. Hagenow (1-1), T. Smith (1-1), D. Niman (1-1).



2024 Kentucky Baseball
Overall Statistics for Kentucky (as of Jun 01, 2024)
(NCAA Sorted by Batting avg)



Record: 2-0 Home: 2-0 Away: 0-0 Conference: 0-0

| Player | avg | gp-gs | ab | r | h | 2b | 3b | hr | rbi | tb | slg% | bb | hp | so | gdp | ob% | sf | sh | sb-att | po | a | e | fld% |
|---------------------|------|-------|----|----|----|----|----|----|-----|----|-------|----|----|----|-----|------|----|----|--------|----|----|---|-------|
| 2 Mitchell Daly | .500 | 2-2 | 8 | 2 | 4 | 2 | 0 | 0 | 2 | 6 | .750 | 0 | 1 | 1 | 0 | .556 | 0 | 0 | 2-2 | 2 | 2 | 0 | 1.000 |
| 21 Ryan Waldschmidt | .500 | 2-2 | 8 | 2 | 4 | 1 | 0 | 1 | 4 | 8 | 1.000 | 1 | 0 | 2 | 0 | .500 | 1 | 0 | 1-1 | 3 | 0 | 0 | 1.000 |
| 13 James McCoy | .500 | 2-2 | 6 | 3 | 3 | 2 | 0 | 1 | 3 | 8 | 1.333 | 1 | 1 | 3 | 0 | .625 | 0 | 0 | 0-0 | 4 | 0 | 0 | 1.000 |
| 19 Nolan McCarthy | .333 | 2-2 | 6 | 3 | 2 | 0 | 0 | 0 | 0 | 2 | .333 | 1 | 2 | 1 | 0 | .556 | 0 | 0 | 0-0 | 2 | 0 | 0 | 1.000 |
| 7 Devin Burkes | .286 | 2-2 | 7 | 2 | 2 | 1 | 0 | 0 | 0 | 3 | .429 | 2 | 1 | 1 | 0 | .500 | 0 | 0 | 1-1 | 21 | 0 | 0 | 1.000 |
| 25 Ryan Nicholson | .250 | 2-2 | 8 | 1 | 2 | 0 | 0 | 1 | 3 | 5 | .625 | 1 | 0 | 3 | 1 | .333 | 0 | 0 | 0-0 | 16 | 1 | 0 | 1.000 |
| 12 Grant Smith | .250 | 2-2 | 4 | 2 | 1 | 0 | 0 | 0 | 1 | 1 | .250 | 1 | 1 | 0 | 1 | .429 | 1 | 1 | 0-0 | 3 | 3 | 0 | 1.000 |
| 4 Emilien Pitre | .222 | 2-2 | 9 | 0 | 2 | 1 | 0 | 0 | 2 | 3 | .333 | 1 | 0 | 0 | 0 | .300 | 0 | 0 | 0-1 | 2 | 7 | 0 | 1.000 |
| 9 Nick Lopez | .111 | 2-2 | 9 | 1 | 1 | 1 | 0 | 0 | 1 | 2 | .222 | 0 | 0 | 1 | 0 | .100 | 1 | 0 | 0-0 | 0 | 0 | 0 | .000 |
| Totals | .323 | 2 | 65 | 16 | 21 | 8 | 0 | 3 | 16 | 38 | .585 | 8 | 6 | 12 | 2 | .427 | 3 | 1 | 4-5 | 54 | 15 | 0 | 1.000 |
| Opponents | .224 | 2 | 67 | 9 | 15 | 2 | 0 | 0 | 9 | 17 | .254 | 9 | 5 | 20 | 1 | .358 | 0 | 0 | 0-0 | 51 | 19 | 4 | .946 |

LOB - Team (16), Opp (18). DPs turned - Team (2), Opp (3). Picked off - N. McCarthy 1.

(NCAA Sorted by Earned run avg)

| Player | era | w-l | app | gs | cg | sho | sv | ip | h | r | er | bb | so | 2b | 3b | hr | b/avg | wp | hp | bk | sfa | sha |
|--------------------|-------|-----|-----|----|----|-----|----|------|----|----|----|----|----|----|----|----|-------|----|----|----|-----|-----|
| 29 Robert Hogan | 0.00 | 0-0 | 1 | 0 | 0 | 0/0 | 1 | 3.1 | 2 | 0 | 0 | 2 | 4 | 1 | 0 | 0 | .167 | 0 | 1 | 0 | 0 | 0 |
| 24 Ryan Hagenow | 0.00 | 0-0 | 1 | 0 | 0 | 0/0 | 1 | 2.0 | 1 | 0 | 0 | 1 | 3 | 0 | 0 | 0 | .143 | 0 | 1 | 0 | 0 | 0 |
| 51 Trey Pooser | 1.29 | 1-0 | 1 | 1 | 0 | 0/0 | 0 | 7.0 | 5 | 1 | 1 | 2 | 7 | 0 | 0 | 0 | .208 | 1 | 1 | 0 | 0 | 0 |
| 22 Dominic Niman | 11.25 | 0-0 | 1 | 1 | 0 | 0/0 | 0 | 4.0 | 4 | 5 | 5 | 3 | 4 | 1 | 0 | 0 | .250 | 0 | 1 | 0 | 0 | 0 |
| ----- | | | | | | | | | | | | | | | | | | | | | | |
| 10 Cameron O'Brien | 0.00 | 1-0 | 1 | 0 | 0 | 0/0 | 0 | 1.0 | 1 | 0 | 0 | 0 | 2 | 0 | 0 | 0 | .250 | 0 | 0 | 0 | 0 | 0 |
| 41 Evan Byers | 40.50 | 0-0 | 1 | 0 | 0 | 0/0 | 0 | 0.2 | 2 | 3 | 3 | 1 | 0 | 0 | 0 | 0 | .500 | 0 | 1 | 0 | 0 | 0 |
| Totals | 4.50 | 2-0 | 2 | 2 | 0 | 0/0 | 2 | 18.0 | 15 | 9 | 9 | 9 | 20 | 2 | 0 | 0 | .224 | 1 | 5 | 0 | 0 | 0 |
| Opponents | 6.88 | 0-2 | 2 | 2 | 0 | 0/0 | 0 | 17.0 | 21 | 16 | 13 | 8 | 12 | 8 | 0 | 3 | .323 | 0 | 6 | 0 | 3 | 1 |

Pickoffs - Team (0), Opp (1).



**2024 Kentucky Baseball
Overall Statistics for Kentucky (as of Jun 01, 2024)
(Postseason Sorted by Batting avg)**



Record: 3-2 Home: 2-0 Away: 0-0 Neutral: 1-2 Conference: 0-0

| Player | avg | gp-gs | ab | r | h | 2b | 3b | hr | rbi | tb | slg% | bb | hp | so | gdp | ob% | sf | sh | sb-att | po | a | e | fld% |
|---------------------|------|-------|-----|----|----|----|----|----|-----|----|------|----|----|----|-----|------|----|----|--------|-----|----|----|-------|
| 2 Mitchell Daly | .389 | 5-5 | 18 | 4 | 7 | 2 | 0 | 0 | 3 | 9 | .500 | 0 | 1 | 3 | 0 | .400 | 1 | 0 | 2-2 | 2 | 9 | 0 | 1.000 |
| 21 Ryan Waldschmidt | .300 | 5-5 | 20 | 5 | 6 | 1 | 0 | 3 | 7 | 16 | .800 | 3 | 0 | 6 | 0 | .375 | 1 | 0 | 1-1 | 9 | 0 | 0 | 1.000 |
| 19 Nolan McCarthy | .286 | 5-5 | 14 | 3 | 4 | 1 | 0 | 0 | 2 | 5 | .357 | 1 | 4 | 4 | 0 | .474 | 0 | 1 | 0-1 | 6 | 0 | 0 | 1.000 |
| 4 Emilien Pitre | .235 | 5-5 | 17 | 3 | 4 | 1 | 0 | 0 | 3 | 5 | .294 | 5 | 0 | 1 | 0 | .409 | 0 | 0 | 2-3 | 9 | 15 | 0 | 1.000 |
| 7 Devin Burkes | .235 | 5-5 | 17 | 3 | 4 | 1 | 1 | 0 | 1 | 7 | .412 | 2 | 2 | 6 | 1 | .381 | 0 | 1 | 3-3 | 43 | 1 | 0 | 1.000 |
| 25 Ryan Nicholson | .222 | 5-5 | 18 | 3 | 4 | 1 | 0 | 2 | 5 | 11 | .611 | 1 | 0 | 8 | 1 | .263 | 0 | 1 | 0-0 | 42 | 3 | 0 | 1.000 |
| 13 James McCoy | .214 | 5-5 | 14 | 3 | 3 | 2 | 0 | 1 | 3 | 8 | .571 | 3 | 1 | 8 | 0 | .389 | 0 | 0 | 1-1 | 7 | 0 | 0 | 1.000 |
| 9 Nick Lopez | .150 | 5-5 | 20 | 3 | 3 | 1 | 0 | 0 | 3 | 4 | .200 | 0 | 0 | 4 | 0 | .143 | 1 | 0 | 0-0 | 0 | 0 | 0 | .000 |
| 12 Grant Smith | .143 | 5-5 | 14 | 3 | 2 | 0 | 0 | 0 | 1 | 2 | .143 | 2 | 1 | 2 | 1 | .278 | 1 | 1 | 0-0 | 8 | 14 | 0 | 1.000 |
| ----- | | | | | | | | | | | | | | | | | | | | | | | |
| 1 Patrick Herrera | .000 | 1-0 | 1 | 0 | 0 | 0 | 0 | 0 | 0 | 0 | .000 | 0 | 0 | 1 | 0 | .000 | 0 | 0 | 0-0 | 0 | 0 | 0 | .000 |
| Totals | .242 | 5 | 153 | 30 | 37 | 10 | 1 | 6 | 28 | 67 | .438 | 17 | 9 | 43 | 3 | .344 | 4 | 4 | 9-11 | 129 | 46 | 0 | 1.000 |
| Opponents | .231 | 5 | 160 | 32 | 37 | 5 | 0 | 9 | 32 | 69 | .431 | 29 | 9 | 42 | 2 | .379 | 0 | 1 | 1-2 | 126 | 40 | 11 | .938 |

LOB - Team (31), Opp (38). DPs turned - Team (4), Opp (5). IBB - Team (0), Opp (3). Picked off - N. McCarthy 1.

(Postseason Sorted by Earned run avg)

| Player | era | w-l | app | gs | cg | sho | sv | ip | h | r | er | bb | so | 2b | 3b | hr | b/avg | wp | hp | bk | sfa | sha |
|--------------------|-------|-----|-----|----|----|-----|----|------|----|----|----|----|----|----|----|----|-------|----|----|----|-----|-----|
| 29 Robert Hogan | 0.00 | 0-0 | 2 | 0 | 0 | 0/0 | 1 | 6.1 | 3 | 0 | 0 | 3 | 9 | 1 | 0 | 0 | .136 | 0 | 1 | 0 | 0 | 0 |
| 51 Trey Pouser | 0.75 | 2-0 | 2 | 2 | 0 | 0/0 | 0 | 12.0 | 8 | 1 | 1 | 3 | 10 | 0 | 0 | 0 | .190 | 1 | 1 | 0 | 0 | 0 |
| ----- | | | | | | | | | | | | | | | | | | | | | | |
| 49 Johnny Hummel | 0.00 | 0-0 | 1 | 0 | 0 | 0/0 | 0 | 2.0 | 0 | 0 | 0 | 0 | 2 | 0 | 0 | 0 | .000 | 0 | 0 | 0 | 0 | 0 |
| 48 Ben Cleaver | 0.00 | 0-0 | 1 | 0 | 0 | 0/0 | 0 | 2.0 | 0 | 0 | 0 | 1 | 3 | 0 | 0 | 0 | .000 | 0 | 0 | 0 | 0 | 0 |
| 24 Ryan Hagenow | 2.25 | 0-0 | 2 | 0 | 0 | 0/0 | 1 | 4.0 | 3 | 1 | 1 | 3 | 3 | 1 | 0 | 1 | .200 | 1 | 1 | 0 | 0 | 0 |
| 10 Cameron O'Brien | 9.00 | 1-0 | 3 | 0 | 0 | 0/0 | 0 | 3.0 | 4 | 3 | 3 | 3 | 4 | 1 | 0 | 2 | .308 | 1 | 0 | 0 | 0 | 0 |
| 20 Mason Moore | 11.57 | 0-1 | 1 | 1 | 0 | 0/0 | 0 | 4.2 | 5 | 6 | 6 | 5 | 3 | 0 | 0 | 2 | .313 | 0 | 2 | 0 | 0 | 1 |
| 22 Dominic Niman | 14.54 | 0-0 | 2 | 1 | 0 | 0/0 | 0 | 4.1 | 4 | 7 | 7 | 5 | 5 | 1 | 0 | 0 | .235 | 0 | 1 | 0 | 0 | 0 |
| 41 Evan Byers | 18.00 | 0-0 | 2 | 0 | 0 | 0/0 | 0 | 2.0 | 3 | 4 | 4 | 1 | 2 | 0 | 0 | 1 | .333 | 0 | 1 | 0 | 0 | 0 |
| 33 Travis Smith | 18.00 | 0-1 | 1 | 1 | 0 | 0/0 | 0 | 1.0 | 2 | 2 | 2 | 2 | 1 | 1 | 0 | 1 | .400 | 0 | 1 | 0 | 0 | 0 |
| 0 Jake Titus | 36.00 | 0-0 | 1 | 0 | 0 | 0/0 | 0 | 1.0 | 2 | 4 | 4 | 1 | 0 | 0 | 0 | 1 | .400 | 0 | 1 | 0 | 0 | 0 |
| 43 Jackson Nove | 54.00 | 0-0 | 1 | 0 | 0 | 0/0 | 0 | 0.2 | 3 | 4 | 4 | 2 | 0 | 0 | 0 | 1 | .600 | 0 | 0 | 0 | 0 | 0 |
| Totals | 6.70 | 3-2 | 5 | 5 | 0 | 0/0 | 2 | 43.0 | 37 | 32 | 32 | 29 | 42 | 5 | 0 | 9 | .231 | 3 | 9 | 0 | 0 | 1 |
| Opponents | 4.29 | 2-3 | 5 | 5 | 0 | 1/1 | 1 | 42.0 | 37 | 30 | 20 | 17 | 43 | 10 | 1 | 6 | .242 | 2 | 9 | 0 | 4 | 4 |

PB - Team (1), D. Burkes 1. Pickoffs - Team (1), B. Cleaver 1, Opp (1). SBA/ATT - D. Burkes (1-2), M. Moore (0-1), B. Cleaver

2024 Kentucky Baseball
Individual Game-by-Game for Kentucky (as of Jun 01, 2024)

#52 Austin Fawley - 9 games (All games)

| Date | Opponent | Pos | AB | R | H | RBI | 2B | 3B | HR | BB | SB | CS | HBP | SAC | SF | GDP | K | PO | A | E | Avg |
|--------|------------------|-----|----|---|---|-----|----|----|----|----|----|----|-----|-----|----|-----|---|----|---|---|------|
| Feb 20 | MOREHEAD STATE | *c | 2 | 0 | 0 | 0 | 0 | 0 | 0 | 0 | 0 | 0 | 0 | 0 | 0 | 0 | 0 | 6 | 0 | 0 | .000 |
| Feb 27 | WESTERN KENTUCKY | *c | 4 | 1 | 1 | 1 | 0 | 0 | 1 | 0 | 0 | 0 | 0 | 0 | 0 | 0 | 0 | 2 | 8 | 0 | .167 |
| Mar 05 | EASTERN KENTUCKY | *c | 3 | 1 | 1 | 1 | 0 | 0 | 1 | 1 | 0 | 0 | 0 | 0 | 0 | 0 | 0 | 6 | 0 | 0 | .222 |
| Mar 09 | KENNESAW STATE | c | 1 | 0 | 0 | 0 | 0 | 0 | 0 | 0 | 0 | 0 | 0 | 0 | 0 | 0 | 1 | 1 | 0 | 0 | .200 |
| Mar 19 | EVANSVILLE | c | 0 | 0 | 0 | 0 | 0 | 0 | 0 | 0 | 0 | 0 | 0 | 0 | 0 | 0 | 0 | 4 | 0 | 0 | .200 |
| Mar 26 | MIAMI UNIVERSITY | *c | 2 | 0 | 1 | 1 | 0 | 0 | 0 | 0 | 0 | 0 | 0 | 1 | 0 | 1 | 0 | 6 | 0 | 0 | .250 |
| Mar 31 | at Ole Miss | c | 0 | 0 | 0 | 0 | 0 | 0 | 0 | 0 | 0 | 0 | 0 | 0 | 0 | 0 | 0 | 1 | 0 | 0 | .250 |
| Apr 16 | at Louisville | c | 5 | 1 | 1 | 2 | 1 | 0 | 0 | 0 | 0 | 0 | 0 | 0 | 0 | 0 | 3 | 5 | 0 | 0 | .235 |
| Apr 20 | TENNESSEE | c | 0 | 0 | 0 | 0 | 0 | 0 | 0 | 0 | 0 | 0 | 0 | 0 | 0 | 0 | 0 | 3 | 0 | 0 | .235 |
| Totals | | 4gs | 17 | 3 | 4 | 5 | 1 | 0 | 2 | 1 | 0 | 0 | 0 | 1 | 0 | 1 | 6 | 40 | 0 | 0 | .235 |

On base pct. .278 • Slugging pct. .647

#48 Ben Cleaver - 1 game (All games)

| Date | Opponent | Pos | AB | R | H | RBI | 2B | 3B | HR | BB | SB | CS | HBP | SAC | SF | GDP | K | PO | A | E | Avg |
|--------|-------------------|-----|----|---|---|-----|----|----|----|----|----|----|-----|-----|----|-----|---|----|---|---|------|
| May 24 | vs South Carolina | p | 0 | 0 | 0 | 0 | 0 | 0 | 0 | 0 | 0 | 0 | 0 | 0 | 0 | 0 | 0 | 0 | 1 | 0 | .000 |
| Totals | | 0gs | 0 | 0 | 0 | 0 | 0 | 0 | 0 | 0 | 0 | 0 | 0 | 0 | 0 | 0 | 0 | 0 | 1 | 0 | .000 |

On base pct. .000 • Slugging pct. .000

#48 Ben Cleaver - 5 appearances (All games)

| Date | Opponent | GS | IP | H | R | ER | BB | SO | 2B | 3B | HR | WP | BK | HBP | IBB | Score | W-L | Sv | ERA | NP |
|--------|-------------------|----|-----|---|---|----|----|----|----|----|----|----|----|-----|-----|-------|-----|----|------|----|
| Mar 12 | MURRAY STATE | | 1.0 | 0 | 0 | 0 | 1 | 2 | 0 | 0 | 0 | 0 | 0 | 0 | 0 | 10-6 | 1-0 | 0 | 0.00 | 21 |
| Mar 19 | EVANSVILLE | | 1.0 | 1 | 0 | 0 | 0 | 1 | 0 | 0 | 0 | 1 | 0 | 1 | 0 | 11-3 | 2-0 | 0 | 0.00 | 16 |
| May 12 | at Florida | | 0.1 | 0 | 0 | 0 | 0 | 1 | 0 | 0 | 0 | 0 | 0 | 0 | 0 | 7-5 | 2-0 | 1 | 0.00 | 5 |
| May 17 | VANDERBILT | | 1.0 | 3 | 3 | 3 | 1 | 2 | 2 | 0 | 0 | 1 | 0 | 0 | 0 | 17-7 | 2-0 | 1 | 8.10 | 25 |
| May 24 | vs South Carolina | | 2.0 | 0 | 0 | 0 | 1 | 3 | 0 | 0 | 0 | 0 | 0 | 0 | 0 | 5-6 | 2-0 | 1 | 5.06 | 31 |
| Totals | | 0 | 5.1 | 4 | 3 | 3 | 3 | 9 | 2 | 0 | 0 | 2 | 0 | 1 | 0 | 50-27 | 2-0 | 1 | 5.06 | - |

#36 Carson Applegate - 2 appearances (All games)

| Date | Opponent | GS | IP | H | R | ER | BB | SO | 2B | 3B | HR | WP | BK | HBP | IBB | Score | W-L | Sv | ERA | NP |
|--------|----------------|----|-----|---|---|----|----|----|----|----|----|----|----|-----|-----|-------|-----|----|-------|----|
| Mar 09 | KENNESAW STATE | | 1.0 | 0 | 0 | 0 | 1 | 1 | 0 | 0 | 0 | 0 | 0 | 0 | 0 | 2-10 | 0-0 | 0 | 0.00 | 18 |
| Apr 16 | at Louisville | | 0.0 | 2 | 3 | 3 | 0 | 0 | 1 | 0 | 0 | 0 | 0 | 1 | 0 | 17-13 | 0-0 | 0 | 27.00 | 11 |
| Totals | | 0 | 1.0 | 2 | 3 | 3 | 1 | 1 | 1 | 0 | 0 | 0 | 0 | 1 | 0 | 19-23 | 0-0 | 0 | 27.00 | - |

#11 Colby Frieda - 3 games (All games)

| Date | Opponent | Pos | AB | R | H | RBI | 2B | 3B | HR | BB | SB | CS | HBP | SAC | SF | GDP | K | PO | A | E | Avg |
|--------|----------------|-----|----|---|---|-----|----|----|----|----|----|----|-----|-----|----|-----|---|----|---|---|------|
| Mar 08 | KENNESAW STATE | p | 0 | 0 | 0 | 0 | 0 | 0 | 0 | 0 | 0 | 0 | 0 | 0 | 0 | 0 | 0 | 0 | 0 | 1 | .000 |
| Apr 20 | TENNESSEE | p | 0 | 0 | 0 | 0 | 0 | 0 | 0 | 0 | 0 | 0 | 0 | 0 | 0 | 0 | 0 | 0 | 1 | 0 | .000 |
| May 03 | ARKANSAS | p | 0 | 0 | 0 | 0 | 0 | 0 | 0 | 0 | 0 | 0 | 0 | 0 | 0 | 0 | 0 | 0 | 1 | 0 | .000 |
| Totals | | 0gs | 0 | 0 | 0 | 0 | 0 | 0 | 0 | 0 | 0 | 0 | 0 | 0 | 0 | 0 | 0 | 0 | 2 | 1 | .000 |

On base pct. .000 • Slugging pct. .000

2024 Kentucky Baseball Individual Game-by-Game for Kentucky (as of Jun 01, 2024)

#11 Colby Frieda - 12 appearances (All games)

| Date | Opponent | GS | IP | H | R | ER | BB | SO | 2B | 3B | HR | WP | BK | HBP | IBB | Score | W-L | Sv | ERA | NP |
|--------|-------------------|----|------|----|----|----|----|----|----|----|----|----|----|-----|-----|-------|-----|----|-------|----|
| Feb 18 | at USC Upstate | | 0.1 | 0 | 0 | 0 | 0 | 1 | 0 | 0 | 0 | 0 | 0 | 1 | 0 | 9-3 | 0-0 | 0 | 0.00 | 12 |
| Feb 24 | vs TEXAS STATE | | 1.0 | 1 | 1 | 0 | 1 | 1 | 0 | 0 | 0 | 1 | 0 | 0 | 0 | 11-5 | 0-0 | 0 | 0.00 | 27 |
| Mar 03 | LIPSCOMB | | 2.0 | 2 | 0 | 0 | 0 | 4 | 0 | 0 | 0 | 0 | 0 | 0 | 0 | 9-1 | 0-0 | 0 | 0.00 | 36 |
| Mar 08 | KENNESAW STATE | | 0.2 | 1 | 3 | 3 | 1 | 0 | 0 | 0 | 1 | 0 | 0 | 1 | 0 | 1-13 | 0-0 | 0 | 6.75 | 25 |
| Mar 15 | GEORGIA | | 0.1 | 1 | 2 | 2 | 1 | 0 | 1 | 0 | 0 | 0 | 0 | 2 | 0 | 16-10 | 0-0 | 0 | 10.38 | 19 |
| Mar 26 | MIAMI UNIVERSITY | | 1.0 | 0 | 0 | 0 | 0 | 2 | 0 | 0 | 0 | 0 | 0 | 0 | 0 | 9-5 | 0-0 | 0 | 8.44 | 9 |
| Apr 09 | at Samford | | 1.0 | 0 | 0 | 0 | 0 | 3 | 0 | 0 | 0 | 0 | 0 | 0 | 0 | 7-9 | 0-0 | 0 | 7.11 | 17 |
| Apr 16 | at Louisville | | 0.1 | 4 | 3 | 3 | 1 | 0 | 1 | 0 | 0 | 1 | 0 | 0 | 0 | 17-13 | 0-0 | 0 | 10.80 | 20 |
| Apr 20 | TENNESSEE | | 1.2 | 1 | 0 | 0 | 0 | 2 | 0 | 0 | 0 | 0 | 0 | 0 | 0 | 4-9 | 0-0 | 0 | 8.64 | 24 |
| Apr 28 | at South Carolina | | 0.2 | 0 | 1 | 1 | 3 | 1 | 0 | 0 | 0 | 0 | 0 | 1 | 0 | 0-10 | 0-0 | 0 | 9.00 | 23 |
| May 03 | ARKANSAS | | 2.0 | 2 | 0 | 0 | 1 | 2 | 0 | 0 | 0 | 0 | 0 | 0 | 0 | 3-10 | 0-0 | 0 | 7.36 | 45 |
| May 11 | at Florida | | 0.2 | 1 | 1 | 1 | 2 | 1 | 0 | 0 | 1 | 1 | 0 | 0 | 0 | 1-10 | 0-0 | 0 | 7.71 | 25 |
| Totals | | 0 | 11.2 | 13 | 11 | 10 | 10 | 17 | 2 | 0 | 2 | 3 | 0 | 5 | 0 | 87-98 | 0-0 | 0 | 7.71 | - |

#10 Cameron O'Brien - 3 games (All games)

| Date | Opponent | Pos | AB | R | H | RBI | 2B | 3B | HR | BB | SB | CS | HBP | SAC | SF | GDP | K | PO | A | E | Avg |
|--------|----------------|-----|----|---|---|-----|----|----|----|----|----|----|-----|-----|----|-----|---|----|---|---|------|
| Mar 09 | KENNESAW STATE | p | 0 | 0 | 0 | 0 | 0 | 0 | 0 | 0 | 0 | 0 | 0 | 0 | 0 | 0 | 0 | 0 | 1 | 0 | .000 |
| Apr 11 | at Auburn | p | 0 | 0 | 0 | 0 | 0 | 0 | 0 | 0 | 0 | 0 | 0 | 0 | 0 | 0 | 0 | 0 | 1 | 0 | .000 |
| Apr 16 | at Louisville | p | 0 | 0 | 0 | 0 | 0 | 0 | 0 | 0 | 0 | 0 | 0 | 0 | 0 | 0 | 0 | 0 | 1 | 0 | .000 |
| Totals | | Ogs | 0 | 0 | 0 | 0 | 0 | 0 | 0 | 0 | 0 | 0 | 0 | 0 | 0 | 0 | 0 | 0 | 3 | 0 | .000 |

On base pct. .000 • Slugging pct. .000

#10 Cameron O'Brien - 31 appearances (All games)

| Date | Opponent | GS | IP | H | R | ER | BB | SO | 2B | 3B | HR | WP | BK | HBP | IBB | Score | W-L | Sv | ERA | NP |
|--------|-------------------|----|------|----|----|----|----|----|----|----|----|----|----|-----|-----|---------|-----|----|------|----|
| Feb 18 | at USC Upstate | | 0.2 | 0 | 0 | 0 | 0 | 0 | 0 | 0 | 0 | 0 | 0 | 0 | 0 | 9-3 | 0-0 | 0 | 0.00 | 7 |
| Feb 20 | MOREHEAD STATE | | 1.2 | 2 | 1 | 1 | 0 | 3 | 1 | 0 | 0 | 0 | 0 | 0 | 0 | 9-5 | 0-0 | 0 | 3.86 | 30 |
| Feb 25 | vs KANSAS | | 0.2 | 0 | 0 | 0 | 0 | 1 | 0 | 0 | 0 | 0 | 0 | 0 | 0 | 8-5 | 0-0 | 0 | 3.00 | 9 |
| Feb 27 | WESTERN KENTUCK | | 1.0 | 0 | 0 | 0 | 0 | 2 | 0 | 0 | 0 | 1 | 0 | 0 | 0 | 5-0 | 1-0 | 0 | 2.25 | 21 |
| Mar 01 | LIPSCOMB | | 0.1 | 0 | 0 | 0 | 0 | 0 | 0 | 0 | 0 | 0 | 0 | 0 | 0 | 7-4 | 1-0 | 0 | 2.08 | 2 |
| Mar 03 | LIPSCOMB | | 0.2 | 0 | 0 | 0 | 0 | 0 | 0 | 0 | 0 | 0 | 0 | 0 | 0 | 9-1 | 1-0 | 0 | 1.80 | 10 |
| Mar 09 | KENNESAW STATE | | 1.0 | 0 | 0 | 0 | 0 | 1 | 0 | 0 | 0 | 0 | 0 | 1 | 0 | 2-10 | 1-0 | 0 | 1.50 | 17 |
| Mar 12 | MURRAY STATE | | 0.2 | 1 | 1 | 1 | 0 | 0 | 0 | 0 | 1 | 0 | 0 | 0 | 0 | 10-6 | 1-0 | 0 | 2.70 | 6 |
| Mar 15 | GEORGIA | | 0.2 | 0 | 0 | 0 | 0 | 1 | 0 | 0 | 0 | 0 | 0 | 0 | 0 | 16-10 | 1-0 | 0 | 2.45 | 10 |
| Mar 19 | EVANSVILLE | | 0.2 | 2 | 2 | 2 | 0 | 0 | 1 | 0 | 1 | 0 | 0 | 0 | 0 | 11-3 | 1-0 | 0 | 4.50 | 10 |
| Mar 24 | at Missouri | | 0.2 | 1 | 0 | 0 | 0 | 2 | 0 | 0 | 0 | 1 | 0 | 0 | 0 | 7-6 | 1-0 | 0 | 4.15 | 12 |
| Mar 26 | MIAMI UNIVERSITY | | 1.0 | 1 | 0 | 0 | 1 | 1 | 0 | 0 | 0 | 0 | 0 | 0 | 0 | 9-5 | 1-0 | 0 | 3.72 | 13 |
| Mar 30 | at Ole Miss | | 1.2 | 1 | 1 | 0 | 0 | 1 | 0 | 0 | 0 | 1 | 0 | 0 | 0 | 17-9 | 1-0 | 0 | 3.18 | 23 |
| Mar 31 | at Ole Miss | | 1.0 | 0 | 0 | 0 | 0 | 0 | 0 | 0 | 0 | 0 | 0 | 0 | 0 | 15-1 | 1-0 | 0 | 2.92 | 18 |
| Apr 09 | at Samford | | 0.1 | 0 | 0 | 0 | 1 | 1 | 0 | 0 | 0 | 2 | 0 | 0 | 0 | 7-9 | 1-0 | 0 | 2.84 | 10 |
| Apr 11 | at Auburn | | 1.0 | 1 | 0 | 0 | 0 | 1 | 0 | 0 | 0 | 0 | 0 | 0 | 0 | 6-5 | 1-0 | 0 | 2.63 | 11 |
| Apr 12 | at Auburn | | 0.0 | 0 | 0 | 0 | 1 | 0 | 0 | 0 | 0 | 0 | 0 | 0 | 0 | 9-1 | 1-0 | 0 | 2.63 | 7 |
| Apr 16 | at Louisville | | 1.2 | 1 | 0 | 0 | 0 | 0 | 0 | 0 | 0 | 0 | 0 | 1 | 0 | 17-13 | 1-0 | 0 | 2.35 | 27 |
| Apr 20 | TENNESSEE | | 1.0 | 0 | 0 | 0 | 1 | 1 | 0 | 0 | 0 | 0 | 0 | 0 | 0 | 4-9 | 1-0 | 0 | 2.20 | 22 |
| Apr 21 | TENNESSEE | | 0.0 | 0 | 0 | 0 | 1 | 0 | 0 | 0 | 0 | 0 | 0 | 0 | 0 | 11-13 | 1-0 | 0 | 2.20 | 5 |
| Apr 26 | at South Carolina | | 1.0 | 0 | 1 | 1 | 2 | 3 | 0 | 0 | 0 | 0 | 0 | 0 | 0 | 5-6 | 1-0 | 0 | 2.60 | 25 |
| Apr 27 | at South Carolina | | 2.1 | 2 | 2 | 1 | 0 | 6 | 1 | 0 | 0 | 0 | 0 | 0 | 0 | 15-13 | 1-0 | 0 | 2.75 | 36 |
| May 03 | ARKANSAS | | 0.1 | 1 | 1 | 1 | 0 | 0 | 1 | 0 | 0 | 0 | 0 | 0 | 0 | 3-10 | 1-0 | 0 | 3.15 | 8 |
| May 05 | ARKANSAS | | 1.1 | 1 | 1 | 1 | 0 | 1 | 0 | 0 | 1 | 0 | 0 | 0 | 0 | 7-4 | 1-0 | 0 | 3.38 | 17 |
| May 10 | at Florida | | 0.0 | 2 | 2 | 2 | 0 | 0 | 1 | 0 | 0 | 0 | 0 | 0 | 0 | 12-11 | 1-0 | 0 | 4.22 | 6 |
| May 11 | at Florida | | 1.1 | 2 | 0 | 0 | 0 | 2 | 0 | 0 | 0 | 1 | 0 | 1 | 0 | 1-10 | 1-0 | 0 | 3.97 | 25 |
| May 16 | VANDERBILT | | 1.0 | 0 | 0 | 0 | 0 | 2 | 0 | 0 | 0 | 0 | 0 | 0 | 0 | 10-5 | 1-0 | 0 | 3.80 | 12 |
| May 18 | VANDERBILT | | 0.0 | 1 | 1 | 1 | 0 | 0 | 0 | 0 | 0 | 0 | 0 | 0 | 0 | 4-12 | 1-0 | 0 | 4.18 | 3 |
| May 22 | vs LSU | | 0.2 | 2 | 3 | 3 | 1 | 0 | 0 | 0 | 2 | 1 | 0 | 0 | 1 | 0-11 | 1-0 | 0 | 5.18 | 21 |
| May 24 | vs South Carolina | | 1.1 | 1 | 0 | 0 | 2 | 2 | 1 | 0 | 0 | 0 | 0 | 0 | 0 | 5-6 | 1-0 | 0 | 4.91 | 40 |
| May 31 | WESTERN MICHIGAN | | 1.0 | 1 | 0 | 0 | 0 | 2 | 0 | 0 | 0 | 0 | 0 | 0 | 0 | 10-8 | 2-0 | 0 | 4.72 | 20 |
| Totals | | 0 | 26.2 | 23 | 16 | 14 | 10 | 33 | 6 | 0 | 5 | 7 | 0 | 3 | 1 | 260-214 | 2-0 | 0 | 4.72 | - |

2024 Kentucky Baseball Individual Game-by-Game for Kentucky (as of Jun 01, 2024)

#39 Cooper Robinson - 1 game (All games)

| Date | Opponent | Pos | AB | R | H | RBI | 2B | 3B | HR | BB | SB | CS | HBP | SAC | SF | GDP | K | PO | A | E | Avg |
|--------|------------|-----|----|---|---|-----|----|----|----|----|----|----|-----|-----|----|-----|---|----|---|---|------|
| Mar 19 | EVANSVILLE | p | 0 | 0 | 0 | 0 | 0 | 0 | 0 | 0 | 0 | 0 | 0 | 0 | 0 | 0 | 0 | 1 | 0 | 0 | .000 |
| Totals | | Ogs | 0 | 0 | 0 | 0 | 0 | 0 | 0 | 0 | 0 | 0 | 0 | 0 | 0 | 0 | 0 | 1 | 0 | 0 | .000 |

On base pct. .000 • Slugging pct. .000

#39 Cooper Robinson - 13 appearances (All games)

| Date | Opponent | GS | IP | H | R | ER | BB | SO | 2B | 3B | HR | WP | BK | HBP | IBB | Score | W-L | Sv | ERA | NP |
|--------|---------------------|----|------|----|----|----|----|----|----|----|----|----|----|-----|-----|--------|-----|----|-------|----|
| Feb 18 | at USC Upstate | | 1.1 | 3 | 1 | 1 | 1 | 0 | 0 | 0 | 1 | 0 | 0 | 0 | 0 | 9-3 | 0-0 | 0 | 6.75 | 24 |
| Feb 25 | vs KANSAS | | 1.0 | 4 | 3 | 3 | 1 | 0 | 1 | 0 | 1 | 0 | 0 | 0 | 0 | 8-5 | 0-0 | 0 | 15.43 | 25 |
| Mar 02 | at Eastern Kentucky | * | 2.0 | 2 | 1 | 0 | 1 | 4 | 1 | 0 | 0 | 0 | 0 | 0 | 0 | 5-2 | 0-0 | 0 | 8.31 | 38 |
| Mar 12 | MURRAY STATE | | 1.0 | 0 | 0 | 0 | 0 | 2 | 0 | 0 | 0 | 0 | 0 | 0 | 0 | 10-6 | 0-0 | 0 | 6.75 | 11 |
| Mar 19 | EVANSVILLE | | 1.0 | 1 | 0 | 0 | 0 | 2 | 0 | 1 | 0 | 0 | 0 | 0 | 0 | 11-3 | 0-0 | 0 | 5.68 | 10 |
| Mar 24 | at Missouri | | 0.2 | 2 | 1 | 1 | 1 | 1 | 0 | 0 | 0 | 0 | 0 | 0 | 0 | 7-6 | 0-0 | 0 | 6.43 | 22 |
| Mar 26 | MIAMI UNIVERSITY | | 1.0 | 0 | 0 | 0 | 0 | 1 | 0 | 0 | 0 | 0 | 0 | 0 | 0 | 9-5 | 0-0 | 0 | 5.62 | 8 |
| Apr 09 | at Samford | | 1.0 | 1 | 0 | 0 | 0 | 1 | 0 | 0 | 0 | 0 | 0 | 0 | 0 | 7-9 | 0-0 | 0 | 5.00 | 14 |
| Apr 13 | at Auburn | | 0.1 | 0 | 0 | 0 | 2 | 1 | 0 | 0 | 0 | 1 | 0 | 1 | 0 | 13-8 | 0-0 | 0 | 4.82 | 25 |
| Apr 16 | at Louisville | | 1.0 | 2 | 2 | 2 | 1 | 1 | 0 | 0 | 0 | 0 | 0 | 0 | 0 | 17-13 | 1-0 | 0 | 6.10 | 37 |
| Apr 27 | at South Carolina | | 2.0 | 1 | 0 | 0 | 1 | 3 | 0 | 0 | 0 | 0 | 0 | 1 | 0 | 15-13 | 2-0 | 0 | 5.11 | 33 |
| May 03 | ARKANSAS | | 0.1 | 1 | 2 | 2 | 3 | 1 | 0 | 0 | 0 | 1 | 0 | 0 | 0 | 3-10 | 2-0 | 0 | 6.39 | 15 |
| May 18 | VANDERBILT | | 1.0 | 1 | 2 | 2 | 0 | 2 | 0 | 0 | 1 | 0 | 0 | 1 | 0 | 4-12 | 2-0 | 0 | 7.24 | 18 |
| Totals | | 1 | 13.2 | 18 | 12 | 11 | 11 | 19 | 2 | 1 | 3 | 2 | 0 | 3 | 0 | 118-95 | 2-0 | 0 | 7.24 | - |

#8 Ty Crittenberger - 20 games (All games)

| Date | Opponent | Pos | AB | R | H | RBI | 2B | 3B | HR | BB | SB | CS | HBP | SAC | SF | GDP | K | PO | A | E | Avg |
|--------|---------------------|-------|----|---|---|-----|----|----|----|----|----|----|-----|-----|----|-----|---|----|---|---|------|
| Feb 18 | at USC Upstate | *of | 4 | 2 | 3 | 2 | 0 | 0 | 1 | 0 | 2 | 0 | 0 | 0 | 0 | 0 | 0 | 2 | 0 | 0 | .750 |
| Feb 20 | MOREHEAD STATE | *of | 2 | 1 | 0 | 0 | 0 | 0 | 0 | 2 | 0 | 0 | 0 | 0 | 0 | 0 | 0 | 1 | 0 | 0 | .500 |
| Feb 23 | vs WASHINGTON STA | *of | 2 | 0 | 0 | 0 | 0 | 0 | 0 | 1 | 0 | 0 | 0 | 1 | 0 | 0 | 1 | 1 | 0 | 1 | .375 |
| Mar 01 | LIPSCOMB | pr/of | 1 | 0 | 0 | 0 | 0 | 0 | 0 | 0 | 2 | 0 | 0 | 0 | 0 | 0 | 1 | 0 | 0 | 0 | .333 |
| Mar 03 | LIPSCOMB | pr/of | 0 | 0 | 0 | 0 | 0 | 0 | 0 | 0 | 0 | 0 | 0 | 0 | 0 | 0 | 0 | 0 | 0 | 0 | .333 |
| Mar 06 | at Eastern Kentucky | ph | 1 | 0 | 0 | 0 | 0 | 0 | 0 | 0 | 0 | 0 | 0 | 0 | 0 | 0 | 1 | 0 | 0 | 0 | .300 |
| Mar 08 | KENNESAW STATE | *of | 3 | 0 | 1 | 0 | 0 | 0 | 0 | 0 | 0 | 0 | 0 | 0 | 0 | 0 | 0 | 3 | 0 | 0 | .308 |
| Mar 09 | KENNESAW STATE | *of | 2 | 0 | 0 | 0 | 0 | 0 | 1 | 0 | 0 | 0 | 0 | 0 | 0 | 0 | 2 | 1 | 0 | 0 | .267 |
| Mar 12 | MURRAY STATE | *of | 4 | 0 | 1 | 0 | 1 | 0 | 0 | 0 | 0 | 0 | 0 | 0 | 0 | 0 | 2 | 1 | 0 | 0 | .263 |
| Mar 15 | GEORGIA | pr | 0 | 1 | 0 | 0 | 0 | 0 | 0 | 0 | 1 | 0 | 0 | 0 | 0 | 0 | 0 | 0 | 0 | 0 | .263 |
| Mar 19 | EVANSVILLE | pr | 0 | 0 | 0 | 0 | 0 | 0 | 0 | 0 | 0 | 0 | 0 | 0 | 0 | 0 | 0 | 0 | 0 | 0 | .263 |
| Mar 22 | at Missouri | pr | 0 | 0 | 0 | 0 | 0 | 0 | 0 | 0 | 1 | 0 | 0 | 0 | 0 | 0 | 0 | 0 | 0 | 0 | .263 |
| Mar 23 | at Missouri | *of | 2 | 0 | 0 | 0 | 0 | 0 | 0 | 0 | 0 | 0 | 0 | 1 | 0 | 0 | 1 | 2 | 0 | 0 | .238 |
| Mar 24 | at Missouri | of | 1 | 0 | 0 | 0 | 0 | 0 | 0 | 0 | 0 | 0 | 0 | 0 | 0 | 0 | 0 | 0 | 0 | 0 | .227 |
| Mar 26 | MIAMI UNIVERSITY | pr/of | 1 | 2 | 1 | 1 | 0 | 0 | 1 | 0 | 0 | 0 | 0 | 0 | 0 | 0 | 0 | 0 | 0 | 0 | .261 |
| Apr 07 | ALABAMA | ph/of | 1 | 0 | 0 | 0 | 0 | 0 | 0 | 0 | 0 | 0 | 0 | 0 | 0 | 0 | 1 | 0 | 0 | 0 | .250 |
| Apr 16 | at Louisville | of | 0 | 0 | 0 | 0 | 0 | 0 | 0 | 0 | 0 | 0 | 0 | 0 | 0 | 0 | 0 | 1 | 0 | 0 | .250 |
| Apr 26 | at South Carolina | of | 0 | 0 | 0 | 0 | 0 | 0 | 0 | 0 | 0 | 0 | 0 | 0 | 0 | 0 | 0 | 0 | 0 | 0 | .250 |
| May 10 | at Florida | pr/of | 0 | 1 | 0 | 0 | 0 | 0 | 0 | 0 | 1 | 0 | 0 | 0 | 0 | 0 | 0 | 1 | 0 | 0 | .250 |
| May 12 | at Florida | pr/of | 0 | 1 | 0 | 0 | 0 | 0 | 0 | 0 | 0 | 0 | 0 | 0 | 0 | 0 | 0 | 0 | 0 | 0 | .250 |
| Totals | | 7gs | 24 | 8 | 6 | 3 | 1 | 0 | 2 | 4 | 7 | 0 | 0 | 2 | 0 | 0 | 9 | 13 | 0 | 1 | .250 |

On base pct. .357 • Slugging pct. .542

2024 Kentucky Baseball Individual Game-by-Game for Kentucky (as of Jun 01, 2024)

#7 Devin Burkes - 54 games (All games)

| Date | Opponent | Pos | AB | R | H | RBI | 2B | 3B | HR | BB | SB | CS | HBP | SAC | SF | GDP | K | PO | A | E | Avg |
|--------|---------------------|-------|-----|----|----|-----|----|----|----|----|----|----|-----|-----|----|-----|----|-----|----|---|------|
| Feb 16 | at USC Upstate | *c | 5 | 2 | 2 | 2 | 0 | 0 | 1 | 0 | 0 | 0 | 0 | 0 | 0 | 0 | 0 | 7 | 0 | 0 | .400 |
| Feb 17 | at USC Upstate | *c | 4 | 0 | 0 | 0 | 0 | 0 | 0 | 0 | 2 | 0 | 0 | 0 | 0 | 0 | 0 | 9 | 1 | 0 | .222 |
| Feb 18 | at USC Upstate | *c | 5 | 1 | 1 | 0 | 0 | 0 | 0 | 1 | 0 | 0 | 0 | 0 | 0 | 0 | 1 | 6 | 0 | 0 | .214 |
| Feb 20 | MOREHEAD STATE | *dh/c | 3 | 0 | 0 | 0 | 0 | 0 | 0 | 1 | 0 | 0 | 1 | 0 | 0 | 0 | 0 | 2 | 0 | 0 | .176 |
| Feb 23 | vs WASHINGTON STA | *c | 2 | 2 | 0 | 0 | 0 | 0 | 0 | 0 | 0 | 0 | 3 | 0 | 0 | 0 | 1 | 10 | 0 | 1 | .158 |
| Feb 24 | vs TEXAS STATE | *c | 2 | 4 | 1 | 1 | 0 | 0 | 0 | 2 | 2 | 0 | 1 | 0 | 0 | 0 | 1 | 7 | 0 | 0 | .190 |
| Feb 25 | vs KANSAS | *c | 4 | 1 | 1 | 1 | 0 | 0 | 0 | 1 | 0 | 0 | 0 | 0 | 0 | 0 | 1 | 9 | 0 | 0 | .200 |
| Mar 01 | LIPSCOMB | *c | 4 | 2 | 3 | 3 | 0 | 0 | 0 | 1 | 2 | 0 | 0 | 0 | 0 | 0 | 0 | 13 | 1 | 0 | .276 |
| Mar 02 | LIPSCOMB | *c | 2 | 1 | 1 | 1 | 0 | 0 | 0 | 2 | 0 | 0 | 0 | 0 | 0 | 0 | 1 | 5 | 0 | 0 | .290 |
| Mar 03 | LIPSCOMB | *c | 4 | 0 | 0 | 0 | 0 | 0 | 0 | 0 | 0 | 0 | 1 | 0 | 0 | 0 | 2 | 13 | 2 | 0 | .257 |
| Mar 06 | at Eastern Kentucky | *c | 4 | 1 | 1 | 0 | 0 | 0 | 0 | 0 | 0 | 0 | 1 | 0 | 0 | 0 | 2 | 14 | 0 | 0 | .256 |
| Mar 08 | KENNESAW STATE | *c | 4 | 0 | 0 | 0 | 0 | 0 | 0 | 0 | 0 | 0 | 0 | 0 | 0 | 0 | 0 | 7 | 1 | 0 | .233 |
| Mar 09 | KENNESAW STATE | *c | 2 | 1 | 1 | 0 | 0 | 0 | 0 | 0 | 0 | 0 | 0 | 0 | 0 | 0 | 0 | 4 | 0 | 0 | .244 |
| Mar 10 | KENNESAW STATE | *c | 3 | 1 | 2 | 0 | 1 | 0 | 0 | 0 | 1 | 0 | 1 | 0 | 0 | 0 | 0 | 7 | 2 | 0 | .271 |
| Mar 12 | MURRAY STATE | *c | 3 | 1 | 1 | 2 | 0 | 0 | 0 | 1 | 1 | 0 | 0 | 0 | 1 | 0 | 0 | 10 | 0 | 0 | .275 |
| Mar 15 | GEORGIA | *c | 3 | 1 | 0 | 1 | 0 | 0 | 0 | 1 | 0 | 0 | 0 | 1 | 0 | 0 | 1 | 6 | 1 | 0 | .259 |
| Mar 16 | GEORGIA | *c | 4 | 1 | 1 | 1 | 0 | 0 | 0 | 1 | 1 | 0 | 0 | 0 | 0 | 0 | 1 | 8 | 0 | 0 | .259 |
| Mar 17 | GEORGIA | *c | 3 | 1 | 1 | 0 | 1 | 0 | 0 | 0 | 0 | 0 | 1 | 0 | 0 | 0 | 0 | 7 | 0 | 0 | .262 |
| Mar 19 | EVANSVILLE | *c | 2 | 1 | 0 | 0 | 0 | 0 | 0 | 2 | 0 | 0 | 0 | 0 | 0 | 0 | 1 | 6 | 0 | 0 | .254 |
| Mar 22 | at Missouri | *c | 6 | 1 | 1 | 1 | 0 | 0 | 0 | 0 | 0 | 0 | 0 | 0 | 0 | 0 | 1 | 14 | 0 | 0 | .246 |
| Mar 23 | at Missouri | *c | 4 | 0 | 1 | 0 | 0 | 0 | 0 | 0 | 0 | 0 | 0 | 0 | 0 | 0 | 2 | 10 | 0 | 0 | .247 |
| Mar 24 | at Missouri | *c | 3 | 1 | 1 | 1 | 1 | 0 | 0 | 1 | 0 | 0 | 0 | 0 | 0 | 0 | 0 | 14 | 0 | 0 | .250 |
| Mar 26 | MIAMI UNIVERSITY | ph/c | 2 | 1 | 1 | 0 | 1 | 0 | 0 | 0 | 0 | 0 | 0 | 0 | 0 | 0 | 0 | 3 | 0 | 0 | .256 |
| Mar 29 | at Ole Miss | *c | 3 | 0 | 0 | 0 | 0 | 0 | 0 | 0 | 0 | 0 | 0 | 1 | 0 | 0 | 2 | 7 | 0 | 0 | .247 |
| Mar 30 | at Ole Miss | *c | 4 | 2 | 2 | 0 | 1 | 0 | 0 | 2 | 1 | 1 | 0 | 0 | 0 | 0 | 0 | 6 | 0 | 0 | .259 |
| Mar 31 | at Ole Miss | *c | 3 | 1 | 0 | 2 | 0 | 0 | 0 | 1 | 0 | 0 | 0 | 0 | 1 | 0 | 0 | 2 | 0 | 0 | .250 |
| Apr 05 | ALABAMA | *c | 4 | 0 | 1 | 2 | 0 | 0 | 0 | 0 | 0 | 0 | 0 | 0 | 0 | 0 | 2 | 4 | 1 | 0 | .250 |
| Apr 06 | ALABAMA | *c | 3 | 0 | 0 | 1 | 0 | 0 | 0 | 0 | 0 | 0 | 0 | 0 | 1 | 0 | 2 | 7 | 0 | 0 | .242 |
| Apr 07 | ALABAMA | *c | 5 | 0 | 0 | 0 | 0 | 0 | 0 | 0 | 0 | 0 | 0 | 0 | 0 | 0 | 0 | 8 | 1 | 0 | .230 |
| Apr 09 | at Samford | *c | 5 | 1 | 1 | 1 | 0 | 0 | 1 | 0 | 1 | 0 | 0 | 0 | 0 | 0 | 1 | 14 | 1 | 0 | .229 |
| Apr 11 | at Auburn | *c | 5 | 2 | 2 | 0 | 1 | 0 | 0 | 1 | 0 | 0 | 0 | 0 | 0 | 0 | 1 | 10 | 1 | 0 | .236 |
| Apr 12 | at Auburn | *c | 4 | 0 | 1 | 0 | 1 | 0 | 0 | 0 | 1 | 1 | 1 | 0 | 0 | 0 | 0 | 9 | 0 | 0 | .237 |
| Apr 13 | at Auburn | *c | 4 | 1 | 1 | 3 | 1 | 0 | 0 | 1 | 0 | 0 | 0 | 1 | 0 | 0 | 2 | 9 | 0 | 0 | .237 |
| Apr 16 | at Louisville | *c | 1 | 0 | 0 | 0 | 0 | 0 | 0 | 0 | 0 | 0 | 0 | 0 | 0 | 0 | 0 | 0 | 0 | 0 | .235 |
| Apr 19 | TENNESSEE | *c | 3 | 1 | 0 | 0 | 0 | 0 | 0 | 1 | 0 | 0 | 0 | 0 | 0 | 0 | 2 | 7 | 1 | 0 | .230 |
| Apr 20 | TENNESSEE | *c | 3 | 0 | 1 | 0 | 0 | 0 | 0 | 0 | 0 | 0 | 0 | 0 | 0 | 0 | 0 | 9 | 0 | 0 | .232 |
| Apr 21 | TENNESSEE | *c | 3 | 3 | 1 | 1 | 0 | 0 | 1 | 1 | 0 | 0 | 1 | 0 | 0 | 0 | 0 | 5 | 0 | 0 | .234 |
| Apr 26 | at South Carolina | *c | 3 | 0 | 0 | 0 | 0 | 0 | 0 | 1 | 0 | 0 | 0 | 0 | 0 | 0 | 0 | 15 | 1 | 0 | .229 |
| Apr 27 | at South Carolina | *c | 3 | 2 | 1 | 1 | 1 | 0 | 0 | 1 | 0 | 0 | 1 | 0 | 0 | 0 | 0 | 14 | 0 | 0 | .231 |
| Apr 28 | at South Carolina | *c | 1 | 0 | 0 | 0 | 0 | 0 | 0 | 0 | 0 | 0 | 1 | 0 | 0 | 0 | 0 | 6 | 0 | 1 | .230 |
| May 03 | ARKANSAS | *c | 3 | 1 | 2 | 1 | 0 | 0 | 0 | 1 | 1 | 0 | 0 | 0 | 0 | 0 | 1 | 8 | 2 | 0 | .239 |
| May 04 | ARKANSAS | *c | 4 | 0 | 2 | 2 | 1 | 0 | 0 | 0 | 0 | 0 | 0 | 1 | 0 | 0 | 2 | 8 | 1 | 0 | .246 |
| May 05 | ARKANSAS | *c | 1 | 1 | 0 | 1 | 0 | 0 | 0 | 2 | 0 | 0 | 0 | 0 | 1 | 0 | 0 | 10 | 1 | 0 | .245 |
| May 10 | at Florida | *c | 3 | 3 | 0 | 0 | 0 | 0 | 0 | 1 | 0 | 0 | 2 | 0 | 0 | 0 | 0 | 8 | 1 | 0 | .240 |
| May 11 | at Florida | *c | 4 | 0 | 2 | 1 | 1 | 0 | 0 | 0 | 0 | 0 | 0 | 0 | 0 | 0 | 2 | 9 | 1 | 0 | .247 |
| May 12 | at Florida | *c | 4 | 1 | 1 | 0 | 1 | 0 | 0 | 1 | 0 | 0 | 0 | 0 | 0 | 0 | 0 | 8 | 1 | 0 | .247 |
| May 16 | VANDERBILT | *c | 5 | 1 | 2 | 1 | 1 | 0 | 0 | 0 | 0 | 0 | 0 | 0 | 0 | 0 | 0 | 9 | 1 | 0 | .252 |
| May 17 | VANDERBILT | *c | 4 | 0 | 1 | 2 | 0 | 0 | 0 | 0 | 0 | 0 | 0 | 0 | 1 | 0 | 1 | 13 | 0 | 0 | .252 |
| May 18 | VANDERBILT | *c | 4 | 1 | 2 | 0 | 0 | 0 | 0 | 0 | 0 | 0 | 0 | 1 | 0 | 0 | 0 | 9 | 1 | 0 | .257 |
| May 22 | vs LSU | *c | 4 | 0 | 0 | 0 | 0 | 0 | 0 | 0 | 0 | 0 | 0 | 0 | 0 | 0 | 3 | 9 | 0 | 0 | .251 |
| May 23 | vs Arkansas | *c | 2 | 1 | 2 | 1 | 0 | 1 | 0 | 0 | 2 | 0 | 1 | 1 | 0 | 0 | 0 | 5 | 0 | 0 | .260 |
| May 24 | vs South Carolina | *c | 4 | 0 | 0 | 0 | 0 | 0 | 0 | 0 | 0 | 0 | 0 | 0 | 0 | 1 | 2 | 8 | 1 | 0 | .254 |
| May 31 | WESTERN MICHIGAN | *c | 3 | 2 | 2 | 0 | 1 | 0 | 0 | 2 | 1 | 0 | 0 | 0 | 0 | 0 | 0 | 10 | 0 | 0 | .261 |
| June 1 | ILLINOIS | *c | 4 | 0 | 0 | 0 | 0 | 0 | 0 | 0 | 0 | 0 | 1 | 0 | 0 | 0 | 1 | 11 | 0 | 0 | .255 |
| Totals | | 53gs | 184 | 48 | 47 | 34 | 14 | 1 | 3 | 28 | 18 | 2 | 17 | 6 | 5 | 1 | 40 | 448 | 24 | 2 | .255 |

On base pct. .393 • Slugging pct. .391

#26 Drew Lafferty - 4 games (All games)

| Date | Opponent | Pos | AB | R | H | RBI | 2B | 3B | HR | BB | SB | CS | HBP | SAC | SF | GDP | K | PO | A | E | Avg |
|--------|------------------|-----|----|---|---|-----|----|----|----|----|----|----|-----|-----|----|-----|---|----|---|---|------|
| Feb 27 | WESTERN KENTUCKY | *p | 0 | 0 | 0 | 0 | 0 | 0 | 0 | 0 | 0 | 0 | 0 | 0 | 0 | 0 | 0 | 0 | 2 | 0 | .000 |
| Mar 05 | EASTERN KENTUCKY | *p | 0 | 0 | 0 | 0 | 0 | 0 | 0 | 0 | 0 | 0 | 0 | 0 | 0 | 0 | 0 | 1 | 1 | 0 | .000 |
| Mar 12 | MURRAY STATE | *p | 0 | 0 | 0 | 0 | 0 | 0 | 0 | 0 | 0 | 0 | 0 | 0 | 0 | 0 | 0 | 1 | 0 | 0 | .000 |
| Mar 19 | EVANSVILLE | *p | 0 | 0 | 0 | 0 | 0 | 0 | 0 | 0 | 0 | 0 | 0 | 0 | 0 | 0 | 0 | 0 | 3 | 0 | .000 |
| Totals | | 4gs | 0 | 0 | 0 | 0 | 0 | 0 | 0 | 0 | 0 | 0 | 0 | 0 | 0 | 0 | 0 | 2 | 6 | 0 | .000 |

2024 Kentucky Baseball Individual Game-by-Game for Kentucky (as of Jun 01, 2024)

#26 Drew Lafferty - 8 appearances (All games)

| Date | Opponent | GS | IP | H | R | ER | BB | SO | 2B | 3B | HR | WP | BK | HBP | IBB | Score | W-L | Sv | ERA | NP |
|--------|------------------|----|------|----|----|----|----|----|----|----|----|----|----|-----|-----|-------|-----|------|------|----|
| Feb 20 | MOREHEAD STATE | * | 2.0 | 0 | 0 | 0 | 0 | 2 | 0 | 0 | 0 | 0 | 0 | 0 | 1 | 0 | 9-5 | 0 | 0.00 | 31 |
| Feb 27 | WESTERN KENTUCKY | * | 3.0 | 0 | 0 | 0 | 4 | 0 | 0 | 0 | 0 | 0 | 0 | 0 | 0 | 5-0 | 0 | 0.00 | 48 | |
| Mar 05 | EASTERN KENTUCKY | * | 5.0 | 2 | 0 | 0 | 0 | 5 | 1 | 0 | 0 | 0 | 0 | 0 | 0 | 10-0 | 1-0 | 0 | 0.00 | 55 |
| Mar 12 | MURRAY STATE | * | 2.1 | 5 | 5 | 5 | 1 | 2 | 1 | 0 | 0 | 0 | 0 | 0 | 0 | 10-6 | 1-0 | 0 | 3.65 | 51 |
| Mar 19 | EVANSVILLE | * | 4.1 | 4 | 1 | 1 | 1 | 4 | 0 | 0 | 0 | 0 | 0 | 0 | 1 | 11-3 | 1-0 | 0 | 3.24 | 70 |
| Mar 26 | MIAMI UNIVERSITY | * | 1.0 | 0 | 0 | 0 | 0 | 1 | 0 | 0 | 0 | 0 | 0 | 0 | 0 | 9-5 | 1-0 | 0 | 3.06 | 12 |
| Apr 09 | at Samford | * | 0.2 | 4 | 5 | 5 | 2 | 1 | 1 | 0 | 0 | 0 | 0 | 0 | 0 | 7-9 | 1-1 | 0 | 5.40 | 27 |
| Apr 16 | at Louisville | * | 2.2 | 8 | 5 | 5 | 1 | 2 | 2 | 0 | 2 | 0 | 0 | 0 | 0 | 17-13 | 1-1 | 0 | 6.86 | 48 |
| Totals | | 8 | 21.0 | 23 | 16 | 16 | 9 | 17 | 5 | 0 | 2 | 0 | 0 | 2 | 0 | 78-41 | 1-1 | 0 | 6.86 | - |

#22 Dominic Niman - 7 games (All games)

| Date | Opponent | Pos | AB | R | H | RBI | 2B | 3B | HR | BB | SB | CS | HBP | SAC | SF | GDP | K | PO | A | E | Avg | |
|--------|----------------|-----|----|---|---|-----|----|----|----|----|----|----|-----|-----|----|-----|---|----|---|---|-----|------|
| Feb 17 | at USC Upstate | *p | 0 | 0 | 0 | 0 | 0 | 0 | 0 | 0 | 0 | 0 | 0 | 0 | 0 | 0 | 0 | 0 | 0 | 1 | 0 | .000 |
| Feb 24 | vs TEXAS STATE | *p | 0 | 0 | 0 | 0 | 0 | 0 | 0 | 0 | 0 | 0 | 0 | 0 | 0 | 0 | 0 | 0 | 1 | 0 | 0 | .000 |
| Mar 09 | KENNESAW STATE | *p | 0 | 0 | 0 | 0 | 0 | 0 | 0 | 0 | 0 | 0 | 0 | 0 | 0 | 0 | 0 | 0 | 1 | 0 | 0 | .000 |
| Mar 16 | GEORGIA | *p | 0 | 0 | 0 | 0 | 0 | 0 | 0 | 0 | 0 | 0 | 0 | 0 | 0 | 0 | 0 | 0 | 2 | 0 | 0 | .000 |
| Mar 23 | at Missouri | *p | 0 | 0 | 0 | 0 | 0 | 0 | 0 | 0 | 0 | 0 | 0 | 0 | 0 | 0 | 0 | 0 | 2 | 0 | 0 | .000 |
| Apr 12 | at Auburn | *p | 0 | 0 | 0 | 0 | 0 | 0 | 0 | 0 | 0 | 0 | 0 | 0 | 0 | 0 | 0 | 1 | 1 | 0 | 0 | .000 |
| May 11 | at Florida | *p | 0 | 0 | 0 | 0 | 0 | 0 | 0 | 0 | 0 | 0 | 0 | 0 | 0 | 0 | 0 | 1 | 1 | 0 | 0 | .000 |
| Totals | | 7gs | 0 | 0 | 0 | 0 | 0 | 0 | 0 | 0 | 0 | 0 | 0 | 0 | 0 | 0 | 0 | 2 | 8 | 1 | 0 | .000 |

On base pct. .000 • Slugging pct. .000

#22 Dominic Niman - 16 appearances (All games)

| Date | Opponent | GS | IP | H | R | ER | BB | SO | 2B | 3B | HR | WP | BK | HBP | IBB | Score | W-L | Sv | ERA | NP |
|--------|-------------------|----|------|----|----|----|----|----|----|----|----|----|----|-----|-----|--------|-----|----|------|-----|
| Feb 17 | at USC Upstate | * | 5.0 | 4 | 0 | 0 | 1 | 6 | 0 | 0 | 0 | 0 | 0 | 0 | 1 | 3-0 | 1-0 | 0 | 0.00 | 77 |
| Feb 24 | vs TEXAS STATE | * | 5.0 | 6 | 4 | 4 | 2 | 4 | 1 | 0 | 1 | 0 | 0 | 0 | 0 | 11-5 | 2-0 | 0 | 3.60 | 89 |
| Mar 02 | LIPSCOMB | * | 6.0 | 4 | 1 | 1 | 1 | 5 | 0 | 0 | 0 | 0 | 0 | 1 | 0 | 16-1 | 3-0 | 0 | 2.81 | 70 |
| Mar 09 | KENNESAW STATE | * | 3.0 | 7 | 6 | 5 | 2 | 2 | 1 | 0 | 0 | 0 | 0 | 0 | 0 | 2-10 | 3-1 | 0 | 4.74 | 67 |
| Mar 16 | GEORGIA | * | 6.2 | 3 | 3 | 0 | 4 | 5 | 1 | 0 | 0 | 0 | 0 | 2 | 0 | 9-3 | 4-1 | 0 | 3.51 | 113 |
| Mar 23 | at Missouri | * | 7.0 | 5 | 2 | 2 | 0 | 9 | 1 | 1 | 0 | 0 | 0 | 0 | 0 | 1-2 | 4-2 | 0 | 3.31 | 83 |
| Mar 30 | at Ole Miss | * | 6.0 | 8 | 7 | 7 | 1 | 5 | 1 | 0 | 1 | 0 | 0 | 0 | 0 | 17-9 | 5-2 | 0 | 4.42 | 105 |
| Apr 06 | ALABAMA | * | 9.0 | 3 | 0 | 0 | 0 | 7 | 1 | 0 | 0 | 0 | 0 | 1 | 0 | 7-0 | 6-2 | 0 | 3.59 | 100 |
| Apr 12 | at Auburn | * | 5.1 | 4 | 1 | 1 | 3 | 4 | 1 | 0 | 0 | 0 | 0 | 2 | 0 | 9-1 | 7-2 | 0 | 3.40 | 89 |
| Apr 20 | TENNESSEE | * | 0.0 | 5 | 5 | 4 | 0 | 0 | 3 | 0 | 2 | 0 | 0 | 0 | 0 | 4-9 | 7-3 | 0 | 4.08 | 20 |
| Apr 27 | at South Carolina | * | 1.0 | 6 | 6 | 6 | 1 | 2 | 0 | 0 | 0 | 1 | 0 | 2 | 0 | 15-13 | 7-3 | 0 | 5.00 | 41 |
| May 04 | ARKANSAS | * | 5.1 | 5 | 2 | 2 | 2 | 4 | 0 | 0 | 1 | 2 | 0 | 0 | 0 | 11-3 | 8-3 | 0 | 4.85 | 84 |
| May 11 | at Florida | * | 4.0 | 7 | 6 | 6 | 3 | 3 | 3 | 0 | 2 | 0 | 0 | 1 | 2 | 1-10 | 8-4 | 0 | 5.40 | 92 |
| May 17 | VANDERBILT | * | 3.0 | 8 | 4 | 4 | 0 | 5 | 1 | 0 | 2 | 0 | 0 | 0 | 0 | 17-7 | 8-4 | 0 | 5.70 | 59 |
| May 22 | vs LSU | * | 0.1 | 0 | 2 | 2 | 2 | 1 | 0 | 0 | 0 | 0 | 0 | 0 | 0 | 0-11 | 8-4 | 0 | 5.94 | 16 |
| May 31 | WESTERN MICHIGAN | * | 4.0 | 4 | 5 | 5 | 3 | 4 | 1 | 0 | 0 | 0 | 0 | 1 | 0 | 10-8 | 8-4 | 0 | 6.24 | 73 |
| Totals | | 15 | 70.2 | 79 | 54 | 49 | 25 | 66 | 15 | 1 | 9 | 3 | 0 | 11 | 2 | 133-92 | 8-4 | 0 | 6.24 | - |

#41 Evan Byers - 3 games (All games)

| Date | Opponent | Pos | AB | R | H | RBI | 2B | 3B | HR | BB | SB | CS | HBP | SAC | SF | GDP | K | PO | A | E | Avg | |
|--------|------------------|-----|----|---|---|-----|----|----|----|----|----|----|-----|-----|----|-----|---|----|---|---|-----|------|
| Feb 25 | vs KANSAS | p | 0 | 0 | 0 | 0 | 0 | 0 | 0 | 0 | 0 | 0 | 0 | 0 | 0 | 0 | 0 | 0 | 1 | 0 | 0 | .000 |
| Mar 26 | MIAMI UNIVERSITY | p | 0 | 0 | 0 | 0 | 0 | 0 | 0 | 0 | 0 | 0 | 0 | 0 | 0 | 0 | 0 | 1 | 1 | 0 | 0 | .000 |
| Mar 30 | at Ole Miss | p | 0 | 0 | 0 | 0 | 0 | 0 | 0 | 0 | 0 | 0 | 0 | 0 | 0 | 0 | 0 | 1 | 0 | 0 | 0 | .000 |
| Totals | | 0gs | 0 | 0 | 0 | 0 | 0 | 0 | 0 | 0 | 0 | 0 | 0 | 0 | 0 | 0 | 0 | 2 | 2 | 0 | 0 | .000 |

On base pct. .000 • Slugging pct. .000

2024 Kentucky Baseball Individual Game-by-Game for Kentucky (as of Jun 01, 2024)

#41 Evan Byers - 21 appearances (All games)

| Date | Opponent | GS | IP | H | R | ER | BB | SO | 2B | 3B | HR | WP | BK | HBP | IBB | Score | W-L | Sv | ERA | NP |
|--------|-------------------|----|------|----|----|----|----|----|----|----|----|----|----|-----|-----|---------|-----|----|------|----|
| Feb 16 | at USC Upstate | | 0.1 | 0 | 0 | 0 | 0 | 1 | 0 | 0 | 0 | 0 | 0 | 0 | 0 | 11-7 | 0-0 | 0 | 0.00 | 5 |
| Feb 20 | MOREHEAD STATE | | 2.0 | 2 | 0 | 0 | 0 | 0 | 0 | 0 | 0 | 1 | 0 | 0 | 0 | 9-5 | 0-0 | 0 | 0.00 | 21 |
| Feb 24 | vs TEXAS STATE | | 1.0 | 0 | 0 | 0 | 0 | 1 | 0 | 0 | 0 | 0 | 0 | 0 | 0 | 11-5 | 0-0 | 0 | 0.00 | 13 |
| Feb 25 | vs KANSAS | | 3.0 | 3 | 0 | 0 | 0 | 2 | 0 | 0 | 0 | 0 | 0 | 0 | 0 | 8-5 | 1-0 | 0 | 0.00 | 39 |
| Mar 03 | LIPSCOMB | | 1.1 | 0 | 0 | 0 | 1 | 2 | 0 | 0 | 0 | 0 | 0 | 1 | 0 | 9-1 | 1-0 | 0 | 0.00 | 28 |
| Mar 10 | KENNESAW STATE | | 0.2 | 2 | 1 | 1 | 0 | 1 | 0 | 0 | 0 | 0 | 0 | 0 | 0 | 5-2 | 1-0 | 0 | 1.08 | 17 |
| Mar 15 | GEORGIA | | 1.0 | 0 | 0 | 0 | 2 | 1 | 0 | 0 | 0 | 0 | 0 | 1 | 1 | 16-10 | 2-0 | 0 | 0.96 | 23 |
| Mar 22 | at Missouri | | 1.0 | 2 | 1 | 1 | 0 | 1 | 0 | 0 | 0 | 0 | 0 | 0 | 0 | 9-4 | 2-0 | 0 | 1.74 | 18 |
| Mar 24 | at Missouri | | 1.2 | 1 | 1 | 0 | 1 | 3 | 0 | 0 | 0 | 0 | 0 | 0 | 0 | 7-6 | 2-0 | 0 | 1.50 | 23 |
| Mar 26 | MIAMI UNIVERSITY | | 2.0 | 0 | 0 | 0 | 0 | 2 | 0 | 0 | 0 | 0 | 0 | 0 | 0 | 9-5 | 3-0 | 0 | 1.29 | 20 |
| Mar 30 | at Ole Miss | | 1.0 | 1 | 1 | 1 | 0 | 0 | 0 | 0 | 1 | 0 | 0 | 0 | 0 | 17-9 | 3-0 | 0 | 1.80 | 8 |
| Apr 09 | at Samford | | 0.2 | 4 | 3 | 3 | 0 | 1 | 0 | 0 | 1 | 0 | 0 | 0 | 0 | 7-9 | 3-0 | 0 | 3.45 | 20 |
| Apr 12 | at Auburn | | 0.2 | 1 | 0 | 0 | 0 | 0 | 0 | 0 | 0 | 0 | 0 | 0 | 0 | 9-1 | 3-0 | 0 | 3.31 | 2 |
| Apr 13 | at Auburn | | 0.2 | 1 | 1 | 0 | 0 | 0 | 0 | 0 | 0 | 0 | 0 | 1 | 0 | 13-8 | 3-0 | 0 | 3.18 | 19 |
| Apr 16 | at Louisville | | 1.1 | 1 | 0 | 0 | 0 | 0 | 0 | 0 | 0 | 0 | 0 | 0 | 0 | 17-13 | 3-0 | 0 | 2.95 | 20 |
| Apr 26 | at South Carolina | | 0.0 | 1 | 1 | 1 | 0 | 0 | 0 | 0 | 1 | 0 | 0 | 0 | 0 | 5-6 | 3-1 | 0 | 3.44 | 2 |
| Apr 28 | at South Carolina | | 0.2 | 0 | 0 | 0 | 0 | 1 | 0 | 0 | 0 | 0 | 0 | 0 | 0 | 0-10 | 3-1 | 0 | 3.32 | 9 |
| May 11 | at Florida | | 1.2 | 2 | 3 | 3 | 5 | 2 | 1 | 0 | 0 | 0 | 0 | 0 | 2 | 1-10 | 3-1 | 0 | 4.35 | 43 |
| May 17 | VANDERBILT | | 1.0 | 1 | 0 | 0 | 2 | 3 | 1 | 0 | 0 | 0 | 0 | 0 | 0 | 17-7 | 3-1 | 0 | 4.15 | 23 |
| May 23 | vs Arkansas | | 1.1 | 1 | 1 | 1 | 0 | 2 | 0 | 0 | 1 | 0 | 0 | 0 | 0 | 9-6 | 3-1 | 0 | 4.30 | 23 |
| May 31 | WESTERN MICHIGAN | | 0.2 | 2 | 3 | 3 | 1 | 0 | 0 | 0 | 0 | 0 | 0 | 1 | 0 | 10-8 | 3-1 | 0 | 5.32 | 26 |
| Totals | | 0 | 23.2 | 25 | 16 | 14 | 12 | 23 | 2 | 0 | 4 | 1 | 0 | 4 | 3 | 199-137 | 3-1 | 0 | 5.32 | - |

#50 Evan Hart - 2 appearances (All games)

| Date | Opponent | GS | IP | H | R | ER | BB | SO | 2B | 3B | HR | WP | BK | HBP | IBB | Score | W-L | Sv | ERA | NP |
|--------|------------------|----|-----|---|---|----|----|----|----|----|----|----|----|-----|-----|-------|-----|----|------|----|
| Feb 27 | WESTERN KENTUCKY | | 0.1 | 1 | 0 | 0 | 0 | 1 | 0 | 0 | 0 | 0 | 0 | 1 | 0 | 5-0 | 0-0 | 0 | 0.00 | 10 |
| Mar 09 | KENNESAW STATE | | 0.1 | 0 | 0 | 0 | 1 | 0 | 0 | 0 | 0 | 0 | 0 | 1 | 0 | 2-10 | 0-0 | 0 | 0.00 | 8 |
| Totals | | 0 | 0.2 | 1 | 0 | 0 | 1 | 1 | 0 | 0 | 0 | 0 | 0 | 2 | 0 | 7-10 | 0-0 | 0 | 0.00 | - |

#17 Ethan Hindle - 7 games (All games)

| Date | Opponent | Pos | AB | R | H | RBI | 2B | 3B | HR | BB | SB | CS | HBP | SAC | SF | GDP | K | PO | A | E | Avg |
|--------|---------------------|-----|----|---|---|-----|----|----|----|----|----|----|-----|-----|----|-----|---|----|---|---|------|
| Feb 18 | at USC Upstate | ph | 0 | 0 | 0 | 0 | 0 | 0 | 0 | 0 | 1 | 0 | 1 | 0 | 0 | 0 | 0 | 0 | 0 | 0 | .000 |
| Mar 01 | LIPSCOMB | ph | 1 | 0 | 0 | 0 | 0 | 0 | 0 | 0 | 0 | 0 | 0 | 0 | 0 | 0 | 0 | 0 | 0 | 0 | .000 |
| Mar 02 | LIPSCOMB | *3b | 3 | 0 | 0 | 1 | 0 | 0 | 0 | 0 | 0 | 0 | 0 | 0 | 0 | 0 | 1 | 0 | 0 | 0 | .000 |
| Mar 03 | LIPSCOMB | *3b | 3 | 1 | 0 | 0 | 0 | 0 | 0 | 1 | 0 | 0 | 0 | 0 | 0 | 1 | 1 | 1 | 0 | 0 | .000 |
| Mar 05 | EASTERN KENTUCKY | *3b | 2 | 0 | 1 | 2 | 1 | 0 | 0 | 1 | 0 | 0 | 1 | 0 | 0 | 0 | 0 | 0 | 1 | 0 | .111 |
| Mar 06 | at Eastern Kentucky | *3b | 2 | 0 | 0 | 0 | 0 | 0 | 0 | 0 | 0 | 0 | 0 | 0 | 0 | 0 | 2 | 0 | 1 | 1 | .091 |
| Mar 19 | EVANSVILLE | 3b | 1 | 0 | 0 | 0 | 0 | 0 | 0 | 0 | 0 | 0 | 0 | 0 | 0 | 0 | 0 | 0 | 0 | 0 | .083 |
| Totals | | 4gs | 12 | 1 | 1 | 3 | 1 | 0 | 0 | 2 | 1 | 0 | 2 | 0 | 0 | 1 | 4 | 1 | 2 | 1 | .083 |

On base pct. .312 • Slugging pct. .167

2024 Kentucky Baseball
Individual Game-by-Game for Kentucky (as of Jun 01, 2024)

#4 Emilien Pitre - 56 games (All games)

| Date | Opponent | Pos | AB | R | H | RBI | 2B | 3B | HR | BB | SB | CS | HBP | SAC | SF | GDP | K | PO | A | E | Avg | |
|--------|---------------------|------|-----|----|----|-----|----|----|----|----|----|----|-----|-----|----|-----|----|----|-----|---|------|------|
| Feb 16 | at USC Upstate | *2b | 2 | 3 | 1 | 1 | 0 | 0 | 0 | 3 | 1 | 0 | 0 | 0 | 0 | 0 | 0 | 2 | 3 | 1 | 0 | .500 |
| Feb 17 | at USC Upstate | *2b | 4 | 0 | 0 | 0 | 0 | 0 | 0 | 0 | 0 | 0 | 0 | 0 | 0 | 0 | 2 | 3 | 1 | 0 | .167 | |
| Feb 18 | at USC Upstate | *2b | 5 | 1 | 1 | 1 | 0 | 0 | 0 | 0 | 0 | 0 | 0 | 0 | 0 | 0 | 2 | 2 | 4 | 0 | .182 | |
| Feb 20 | MOREHEAD STATE | *2b | 5 | 2 | 2 | 0 | 1 | 0 | 0 | 0 | 0 | 0 | 0 | 0 | 1 | 0 | 1 | 1 | 2 | 0 | .250 | |
| Feb 23 | vs WASHINGTON STA | *2b | 3 | 0 | 1 | 1 | 1 | 0 | 0 | 1 | 0 | 0 | 0 | 0 | 1 | 0 | 0 | 3 | 4 | 0 | .263 | |
| Feb 24 | vs TEXAS STATE | *2b | 5 | 1 | 2 | 0 | 0 | 0 | 0 | 0 | 0 | 0 | 0 | 0 | 0 | 0 | 3 | 1 | 2 | 0 | .292 | |
| Feb 25 | vs KANSAS | *2b | 4 | 1 | 2 | 3 | 0 | 0 | 1 | 1 | 0 | 0 | 0 | 0 | 0 | 0 | 0 | 2 | 4 | 0 | .321 | |
| Feb 27 | WESTERN KENTUCK | *2b | 2 | 1 | 0 | 0 | 0 | 0 | 0 | 2 | 0 | 0 | 0 | 0 | 0 | 0 | 0 | 1 | 1 | 0 | .300 | |
| Mar 01 | LIPSCOMB | *2b | 4 | 0 | 0 | 0 | 0 | 0 | 0 | 1 | 1 | 0 | 0 | 0 | 0 | 1 | 0 | 1 | 1 | 0 | .265 | |
| Mar 02 | LIPSCOMB | *2b | 4 | 2 | 3 | 4 | 2 | 0 | 0 | 1 | 1 | 0 | 0 | 0 | 0 | 0 | 0 | 1 | 2 | 0 | .316 | |
| Mar 03 | LIPSCOMB | *2b | 5 | 1 | 3 | 2 | 0 | 1 | 0 | 0 | 1 | 0 | 0 | 0 | 0 | 0 | 0 | 4 | 2 | 0 | .349 | |
| Mar 05 | EASTERN KENTUCKY | *2b | 5 | 2 | 2 | 1 | 0 | 0 | 0 | 0 | 0 | 1 | 0 | 0 | 0 | 0 | 1 | 1 | 2 | 0 | .354 | |
| Mar 06 | at Eastern Kentucky | *2b | 4 | 1 | 2 | 0 | 0 | 0 | 0 | 1 | 1 | 0 | 0 | 0 | 0 | 0 | 1 | 0 | 0 | 0 | .365 | |
| Mar 08 | KENNESAW STATE | *2b | 3 | 0 | 0 | 0 | 0 | 0 | 0 | 1 | 0 | 0 | 0 | 0 | 0 | 0 | 1 | 1 | 1 | 0 | .345 | |
| Mar 09 | KENNESAW STATE | *2b | 4 | 0 | 0 | 0 | 0 | 0 | 0 | 0 | 0 | 0 | 0 | 0 | 0 | 0 | 1 | 3 | 2 | 0 | .322 | |
| Mar 10 | KENNESAW STATE | *2b | 3 | 2 | 2 | 1 | 1 | 0 | 0 | 1 | 1 | 0 | 0 | 0 | 0 | 0 | 0 | 4 | 5 | 0 | .339 | |
| Mar 12 | MURRAY STATE | *2b | 5 | 2 | 1 | 0 | 1 | 0 | 0 | 0 | 0 | 0 | 0 | 0 | 0 | 0 | 0 | 0 | 3 | 0 | .328 | |
| Mar 15 | GEORGIA | *2b | 4 | 1 | 2 | 2 | 0 | 0 | 0 | 0 | 1 | 0 | 0 | 0 | 1 | 0 | 1 | 1 | 1 | 0 | .338 | |
| Mar 16 | GEORGIA | *2b | 5 | 0 | 2 | 1 | 0 | 0 | 0 | 0 | 1 | 0 | 0 | 0 | 0 | 0 | 1 | 1 | 2 | 1 | .342 | |
| Mar 17 | GEORGIA | *2b | 2 | 2 | 2 | 3 | 1 | 0 | 1 | 1 | 2 | 0 | 0 | 0 | 1 | 0 | 0 | 0 | 1 | 0 | .359 | |
| Mar 19 | EVANSVILLE | *2b | 4 | 2 | 3 | 4 | 1 | 0 | 0 | 1 | 3 | 0 | 0 | 0 | 0 | 0 | 0 | 1 | 3 | 0 | .378 | |
| Mar 22 | at Missouri | *2b | 5 | 1 | 1 | 2 | 1 | 0 | 0 | 1 | 0 | 0 | 0 | 0 | 0 | 0 | 0 | 1 | 3 | 0 | .368 | |
| Mar 23 | at Missouri | *2b | 4 | 0 | 0 | 0 | 0 | 0 | 0 | 0 | 0 | 0 | 0 | 0 | 0 | 0 | 3 | 2 | 0 | 0 | .352 | |
| Mar 24 | at Missouri | *2b | 4 | 0 | 0 | 0 | 0 | 0 | 0 | 1 | 0 | 0 | 0 | 0 | 0 | 0 | 0 | 1 | 3 | 0 | .337 | |
| Mar 26 | MIAMI UNIVERSITY | *2b | 3 | 1 | 0 | 1 | 0 | 0 | 0 | 1 | 1 | 0 | 2 | 0 | 0 | 1 | 1 | 3 | 4 | 0 | .327 | |
| Mar 29 | at Ole Miss | *2b | 4 | 1 | 1 | 1 | 0 | 0 | 1 | 0 | 1 | 0 | 0 | 0 | 0 | 0 | 1 | 2 | 1 | 0 | .324 | |
| Mar 30 | at Ole Miss | *2b | 4 | 2 | 2 | 2 | 0 | 0 | 1 | 1 | 1 | 0 | 0 | 0 | 1 | 1 | 0 | 1 | 3 | 0 | .330 | |
| Mar 31 | at Ole Miss | *2b | 2 | 2 | 1 | 1 | 1 | 0 | 0 | 3 | 2 | 1 | 0 | 0 | 0 | 0 | 0 | 0 | 1 | 0 | .333 | |
| Apr 05 | ALABAMA | *2b | 3 | 0 | 0 | 0 | 0 | 0 | 0 | 1 | 0 | 0 | 0 | 0 | 0 | 0 | 1 | 2 | 4 | 0 | .324 | |
| Apr 06 | ALABAMA | *2b | 3 | 0 | 1 | 0 | 1 | 0 | 0 | 1 | 0 | 1 | 0 | 0 | 0 | 0 | 0 | 1 | 2 | 0 | .325 | |
| Apr 07 | ALABAMA | *2b | 5 | 0 | 3 | 2 | 1 | 0 | 0 | 0 | 0 | 0 | 0 | 0 | 0 | 0 | 1 | 2 | 7 | 0 | .336 | |
| Apr 09 | at Samford | *2b | 5 | 1 | 1 | 1 | 1 | 0 | 0 | 0 | 0 | 0 | 0 | 0 | 0 | 0 | 0 | 1 | 0 | 2 | .331 | |
| Apr 11 | at Auburn | *2b | 4 | 0 | 0 | 0 | 0 | 0 | 0 | 1 | 1 | 0 | 0 | 0 | 0 | 0 | 0 | 2 | 5 | 0 | .320 | |
| Apr 12 | at Auburn | *2b | 5 | 1 | 2 | 1 | 0 | 0 | 1 | 0 | 1 | 0 | 0 | 0 | 0 | 0 | 1 | 1 | 7 | 0 | .323 | |
| Apr 13 | at Auburn | *2b | 6 | 1 | 1 | 0 | 0 | 0 | 0 | 0 | 0 | 0 | 0 | 0 | 0 | 0 | 0 | 1 | 1 | 1 | .317 | |
| Apr 16 | at Louisville | *2b | 3 | 1 | 0 | 0 | 0 | 0 | 0 | 2 | 1 | 0 | 1 | 0 | 0 | 0 | 2 | 2 | 1 | 0 | .310 | |
| Apr 19 | TENNESSEE | *2b | 4 | 0 | 1 | 2 | 0 | 0 | 0 | 0 | 0 | 0 | 0 | 0 | 0 | 0 | 0 | 0 | 4 | 0 | .308 | |
| Apr 20 | TENNESSEE | *2b | 5 | 1 | 1 | 1 | 1 | 0 | 0 | 0 | 0 | 0 | 0 | 0 | 0 | 0 | 1 | 3 | 1 | 0 | .305 | |
| Apr 21 | TENNESSEE | *2b | 4 | 0 | 2 | 1 | 0 | 0 | 0 | 0 | 0 | 0 | 0 | 0 | 1 | 0 | 0 | 1 | 5 | 0 | .310 | |
| Apr 26 | at South Carolina | *2b | 4 | 0 | 0 | 0 | 0 | 0 | 0 | 1 | 0 | 0 | 0 | 0 | 0 | 0 | 1 | 1 | 0 | 0 | .302 | |
| Apr 27 | at South Carolina | *2b | 5 | 2 | 2 | 2 | 0 | 0 | 0 | 1 | 1 | 0 | 0 | 0 | 0 | 0 | 0 | 0 | 1 | 0 | .305 | |
| Apr 28 | at South Carolina | *2b | 3 | 0 | 1 | 0 | 0 | 0 | 0 | 0 | 0 | 0 | 0 | 0 | 0 | 0 | 0 | 2 | 2 | 0 | .305 | |
| May 03 | ARKANSAS | *2b | 3 | 0 | 1 | 0 | 0 | 0 | 0 | 1 | 0 | 0 | 0 | 0 | 0 | 0 | 1 | 2 | 4 | 0 | .306 | |
| May 04 | ARKANSAS | *2b | 3 | 3 | 2 | 4 | 2 | 0 | 0 | 1 | 1 | 0 | 1 | 0 | 0 | 0 | 0 | 2 | 1 | 0 | .312 | |
| May 05 | ARKANSAS | *2b | 4 | 1 | 2 | 2 | 1 | 0 | 1 | 0 | 0 | 0 | 0 | 0 | 0 | 0 | 0 | 2 | 3 | 0 | .316 | |
| May 10 | at Florida | *2b | 4 | 1 | 1 | 0 | 0 | 0 | 0 | 2 | 0 | 2 | 0 | 0 | 0 | 0 | 0 | 4 | 3 | 0 | .315 | |
| May 11 | at Florida | *2b | 4 | 0 | 1 | 0 | 0 | 0 | 0 | 0 | 0 | 0 | 0 | 0 | 0 | 0 | 2 | 3 | 0 | 0 | .314 | |
| May 12 | at Florida | *2b | 5 | 0 | 0 | 0 | 0 | 0 | 0 | 0 | 0 | 0 | 1 | 0 | 0 | 1 | 2 | 2 | 5 | 0 | .305 | |
| May 16 | VANDERBILT | *2b | 3 | 1 | 1 | 0 | 0 | 0 | 0 | 2 | 0 | 0 | 0 | 0 | 0 | 0 | 1 | 1 | 2 | 0 | .306 | |
| May 17 | VANDERBILT | *2b | 3 | 3 | 1 | 1 | 0 | 0 | 1 | 2 | 1 | 0 | 0 | 0 | 0 | 1 | 1 | 2 | 0 | 0 | .306 | |
| May 18 | VANDERBILT | *2b | 4 | 1 | 2 | 1 | 0 | 0 | 1 | 1 | 0 | 0 | 0 | 0 | 0 | 0 | 0 | 4 | 4 | 0 | .310 | |
| May 22 | vs LSU | *2b | 3 | 0 | 0 | 0 | 0 | 0 | 0 | 1 | 0 | 0 | 0 | 0 | 0 | 0 | 0 | 1 | 1 | 0 | .305 | |
| May 23 | vs Arkansas | *2b | 3 | 3 | 2 | 0 | 0 | 0 | 0 | 1 | 2 | 0 | 0 | 0 | 0 | 0 | 1 | 2 | 5 | 0 | .311 | |
| May 24 | vs South Carolina | *2b | 2 | 0 | 0 | 1 | 0 | 0 | 0 | 2 | 0 | 0 | 0 | 0 | 0 | 0 | 0 | 4 | 2 | 0 | .308 | |
| May 31 | WESTERN MICHIGAN | *2b | 5 | 0 | 2 | 1 | 1 | 0 | 0 | 0 | 0 | 1 | 0 | 0 | 0 | 0 | 0 | 1 | 2 | 0 | .310 | |
| June 1 | ILLINOIS | *2b | 4 | 0 | 0 | 1 | 0 | 0 | 0 | 1 | 0 | 0 | 0 | 0 | 0 | 0 | 0 | 1 | 5 | 0 | .304 | |
| Totals | | 56gs | 217 | 51 | 66 | 52 | 18 | 1 | 8 | 42 | 24 | 8 | 5 | 0 | 4 | 7 | 34 | 92 | 140 | 2 | .304 | |

On base pct. .422 • Slugging pct. .507

2024 Kentucky Baseball Individual Game-by-Game for Kentucky (as of Jun 01, 2024)

#54 Eli Small - 11 games (All games)

| Date | Opponent | Pos | AB | R | H | RBI | 2B | 3B | HR | BB | SB | CS | HBP | SAC | SF | GDP | K | PO | A | E | Avg | |
|--------|---------------------|-------|----|---|---|-----|----|----|----|----|----|----|-----|-----|----|-----|---|----|---|---|-----|-------|
| Feb 18 | at USC Upstate | ph | 1 | 1 | 1 | 1 | 0 | 0 | 1 | 0 | 0 | 0 | 0 | 0 | 0 | 0 | 0 | 0 | 0 | 0 | 0 | 1.000 |
| Feb 20 | MOREHEAD STATE | ph/of | 2 | 1 | 1 | 0 | 0 | 0 | 0 | 0 | 0 | 0 | 0 | 0 | 0 | 0 | 0 | 0 | 0 | 0 | 0 | .667 |
| Feb 23 | vs WASHINGTON STA | ph | 1 | 0 | 0 | 0 | 0 | 0 | 0 | 0 | 0 | 0 | 0 | 0 | 0 | 0 | 0 | 0 | 0 | 0 | 0 | .500 |
| Mar 02 | LIPSCOMB | ph/of | 0 | 0 | 0 | 0 | 0 | 0 | 0 | 0 | 0 | 0 | 1 | 0 | 0 | 0 | 0 | 0 | 0 | 0 | 0 | .500 |
| Mar 06 | at Eastern Kentucky | ph/of | 0 | 0 | 0 | 0 | 0 | 0 | 1 | 0 | 0 | 1 | 0 | 0 | 0 | 0 | 0 | 1 | 0 | 0 | 0 | .500 |
| Mar 09 | KENNESAW STATE | ph/of | 1 | 1 | 0 | 0 | 0 | 0 | 1 | 0 | 0 | 0 | 0 | 0 | 0 | 0 | 1 | 2 | 0 | 0 | 0 | .400 |
| Mar 10 | KENNESAW STATE | *of | 3 | 0 | 0 | 0 | 0 | 0 | 0 | 0 | 0 | 0 | 0 | 0 | 0 | 0 | 2 | 0 | 0 | 0 | 0 | .250 |
| Mar 19 | EVANSVILLE | dh/ph | 0 | 0 | 0 | 1 | 0 | 0 | 0 | 0 | 0 | 0 | 0 | 0 | 1 | 0 | 0 | 0 | 0 | 0 | 0 | .250 |
| Apr 07 | ALABAMA | dh | 0 | 0 | 0 | 0 | 0 | 0 | 1 | 0 | 0 | 0 | 0 | 0 | 0 | 0 | 0 | 0 | 0 | 0 | 0 | .250 |
| Apr 20 | TENNESSEE | ph | 1 | 0 | 0 | 0 | 0 | 0 | 0 | 0 | 0 | 0 | 0 | 0 | 0 | 0 | 1 | 0 | 0 | 0 | 0 | .222 |
| May 10 | at Florida | ph | 1 | 0 | 1 | 1 | 1 | 0 | 0 | 0 | 0 | 0 | 0 | 0 | 0 | 0 | 0 | 0 | 0 | 0 | 0 | .300 |
| Totals | | 1gs | 10 | 3 | 3 | 3 | 1 | 0 | 1 | 3 | 0 | 0 | 2 | 0 | 1 | 0 | 4 | 3 | 0 | 0 | 0 | .300 |

On base pct. .500 • Slugging pct. .700

#42 Griffin Cameron - 9 games (All games)

| Date | Opponent | Pos | AB | R | H | RBI | 2B | 3B | HR | BB | SB | CS | HBP | SAC | SF | GDP | K | PO | A | E | Avg | |
|--------|---------------------|-----|----|---|---|-----|----|----|----|----|----|----|-----|-----|----|-----|---|----|---|---|-----|------|
| Feb 16 | at USC Upstate | *of | 3 | 2 | 1 | 1 | 0 | 0 | 0 | 1 | 1 | 0 | 0 | 0 | 0 | 0 | 1 | 1 | 0 | 0 | 0 | .333 |
| Feb 17 | at USC Upstate | *of | 4 | 1 | 1 | 0 | 0 | 0 | 0 | 0 | 1 | 0 | 0 | 0 | 0 | 0 | 3 | 4 | 0 | 0 | 0 | .286 |
| Feb 27 | WESTERN KENTUCK | of | 0 | 0 | 0 | 0 | 0 | 0 | 0 | 0 | 0 | 0 | 0 | 0 | 0 | 0 | 0 | 0 | 0 | 0 | 0 | .286 |
| Mar 01 | LIPSCOMB | *of | 1 | 0 | 0 | 1 | 0 | 0 | 0 | 1 | 0 | 0 | 0 | 1 | 0 | 0 | 1 | 1 | 1 | 0 | 0 | .250 |
| Mar 02 | LIPSCOMB | *of | 3 | 0 | 0 | 2 | 0 | 0 | 0 | 0 | 0 | 0 | 0 | 0 | 1 | 0 | 1 | 2 | 0 | 0 | 0 | .182 |
| Mar 03 | LIPSCOMB | *of | 3 | 1 | 1 | 0 | 0 | 0 | 0 | 1 | 0 | 0 | 1 | 0 | 0 | 0 | 1 | 1 | 0 | 0 | 0 | .214 |
| Mar 05 | EASTERN KENTUCKY | *of | 2 | 1 | 0 | 0 | 0 | 0 | 0 | 2 | 0 | 0 | 0 | 0 | 0 | 0 | 0 | 2 | 0 | 0 | 0 | .188 |
| Mar 06 | at Eastern Kentucky | *of | 1 | 0 | 0 | 0 | 0 | 0 | 0 | 1 | 0 | 0 | 0 | 0 | 0 | 0 | 0 | 3 | 0 | 0 | 0 | .176 |
| Mar 10 | KENNESAW STATE | *of | 4 | 0 | 1 | 0 | 0 | 0 | 0 | 0 | 0 | 0 | 0 | 0 | 0 | 0 | 1 | 1 | 0 | 0 | 0 | .190 |
| Totals | | 8gs | 21 | 5 | 4 | 4 | 0 | 0 | 0 | 6 | 2 | 0 | 1 | 1 | 1 | 0 | 8 | 15 | 1 | 0 | 0 | .190 |

On base pct. .379 • Slugging pct. .190

2024 Kentucky Baseball Individual Game-by-Game for Kentucky (as of Jun 01, 2024)

#12 Grant Smith - 46 games (All games)

| Date | Opponent | Pos | AB | R | H | RBI | 2B | 3B | HR | BB | SB | CS | HBP | SAC | SF | GDP | K | PO | A | E | Avg |
|--------|-------------------|------|-----|----|----|-----|----|----|----|----|----|----|-----|-----|----|-----|----|----|-----|---|------|
| Feb 16 | at USC Upstate | *SS | 5 | 0 | 2 | 2 | 0 | 0 | 0 | 0 | 0 | 0 | 0 | 0 | 0 | 0 | 3 | 1 | 6 | 0 | .400 |
| Feb 17 | at USC Upstate | *SS | 3 | 0 | 1 | 1 | 0 | 0 | 0 | 1 | 1 | 0 | 0 | 0 | 0 | 0 | 0 | 0 | 1 | 0 | .375 |
| Feb 18 | at USC Upstate | *SS | 3 | 0 | 0 | 1 | 0 | 0 | 0 | 0 | 1 | 0 | 0 | 1 | 0 | 0 | 0 | 3 | 7 | 0 | .273 |
| Feb 20 | MOREHEAD STATE | *SS | 3 | 1 | 1 | 2 | 0 | 0 | 0 | 0 | 0 | 0 | 0 | 1 | 0 | 0 | 1 | 1 | 2 | 0 | .286 |
| Feb 23 | vs WASHINGTON STA | *SS | 2 | 0 | 0 | 0 | 0 | 0 | 0 | 0 | 0 | 0 | 2 | 0 | 0 | 0 | 0 | 3 | 6 | 0 | .250 |
| Feb 24 | vs TEXAS STATE | *SS | 5 | 0 | 1 | 1 | 1 | 0 | 0 | 0 | 0 | 0 | 0 | 0 | 0 | 0 | 2 | 0 | 3 | 0 | .238 |
| Feb 25 | vs KANSAS | *SS | 4 | 2 | 2 | 0 | 0 | 0 | 0 | 0 | 0 | 0 | 0 | 0 | 0 | 0 | 2 | 1 | 2 | 0 | .280 |
| Feb 27 | WESTERN KENTUCK | *SS | 3 | 1 | 0 | 0 | 0 | 0 | 0 | 1 | 0 | 0 | 0 | 0 | 0 | 0 | 1 | 5 | 2 | 0 | .250 |
| Mar 01 | LIPSCOMB | *SS | 3 | 0 | 1 | 0 | 0 | 0 | 0 | 1 | 0 | 0 | 0 | 0 | 0 | 0 | 2 | 1 | 1 | 0 | .258 |
| Mar 02 | LIPSCOMB | *SS | 3 | 2 | 2 | 0 | 0 | 0 | 0 | 1 | 0 | 0 | 0 | 0 | 0 | 0 | 0 | 3 | 1 | 0 | .294 |
| Mar 03 | LIPSCOMB | *SS | 1 | 1 | 1 | 1 | 0 | 0 | 0 | 0 | 0 | 0 | 0 | 0 | 0 | 0 | 0 | 0 | 0 | 0 | .314 |
| Mar 05 | GEORGIA | SS | 1 | 0 | 0 | 0 | 0 | 0 | 0 | 0 | 0 | 0 | 0 | 0 | 1 | 0 | 0 | 0 | 0 | 0 | .306 |
| Mar 16 | GEORGIA | SS | 1 | 0 | 0 | 0 | 0 | 0 | 0 | 0 | 0 | 0 | 0 | 0 | 0 | 0 | 1 | 1 | 2 | 0 | .297 |
| Mar 17 | GEORGIA | *SS | 2 | 2 | 1 | 0 | 0 | 0 | 0 | 0 | 0 | 0 | 0 | 1 | 0 | 0 | 0 | 1 | 3 | 0 | .308 |
| Mar 22 | at Missouri | *SS | 4 | 0 | 1 | 0 | 0 | 0 | 0 | 0 | 0 | 0 | 0 | 0 | 0 | 0 | 1 | 3 | 1 | 0 | .302 |
| Mar 23 | at Missouri | *SS | 1 | 0 | 0 | 1 | 0 | 0 | 0 | 0 | 0 | 0 | 1 | 1 | 0 | 0 | 0 | 0 | 2 | 0 | .295 |
| Mar 24 | at Missouri | *SS | 4 | 0 | 2 | 2 | 0 | 0 | 0 | 0 | 0 | 0 | 0 | 0 | 0 | 0 | 0 | 0 | 2 | 0 | .312 |
| Mar 26 | MIAMI UNIVERSITY | *SS | 3 | 1 | 0 | 1 | 0 | 0 | 0 | 1 | 0 | 0 | 1 | 0 | 0 | 0 | 1 | 0 | 2 | 0 | .294 |
| Mar 29 | at Ole Miss | *SS | 4 | 1 | 1 | 0 | 0 | 0 | 0 | 0 | 0 | 0 | 0 | 0 | 0 | 0 | 0 | 0 | 4 | 0 | .291 |
| Mar 30 | at Ole Miss | *SS | 5 | 0 | 1 | 2 | 0 | 0 | 0 | 1 | 0 | 0 | 0 | 0 | 0 | 0 | 2 | 2 | 3 | 0 | .283 |
| Mar 31 | at Ole Miss | *SS | 3 | 2 | 1 | 3 | 0 | 0 | 1 | 1 | 0 | 0 | 0 | 0 | 0 | 0 | 0 | 2 | 3 | 0 | .286 |
| Apr 05 | ALABAMA | *SS | 3 | 1 | 1 | 1 | 1 | 0 | 0 | 1 | 0 | 0 | 0 | 0 | 0 | 0 | 2 | 3 | 2 | 0 | .288 |
| Apr 06 | ALABAMA | *SS | 2 | 1 | 1 | 2 | 0 | 0 | 1 | 1 | 0 | 1 | 0 | 0 | 0 | 0 | 1 | 1 | 1 | 0 | .294 |
| Apr 07 | ALABAMA | *SS | 4 | 2 | 3 | 0 | 0 | 0 | 0 | 0 | 0 | 0 | 0 | 0 | 0 | 0 | 0 | 2 | 0 | 0 | .319 |
| Apr 09 | at Samford | *SS | 3 | 1 | 1 | 2 | 0 | 0 | 1 | 0 | 0 | 0 | 1 | 0 | 0 | 0 | 1 | 2 | 3 | 0 | .320 |
| Apr 11 | at Auburn | *SS | 4 | 0 | 0 | 0 | 0 | 0 | 0 | 0 | 0 | 0 | 0 | 0 | 0 | 0 | 0 | 3 | 2 | 0 | .304 |
| Apr 12 | at Auburn | *SS | 3 | 2 | 1 | 1 | 0 | 0 | 1 | 0 | 0 | 0 | 1 | 0 | 0 | 0 | 1 | 1 | 2 | 0 | .305 |
| Apr 13 | at Auburn | *SS | 4 | 0 | 1 | 0 | 0 | 0 | 0 | 0 | 0 | 0 | 0 | 1 | 0 | 0 | 0 | 1 | 2 | 1 | .302 |
| Apr 16 | at Louisville | *SS | 5 | 1 | 1 | 0 | 1 | 0 | 0 | 0 | 0 | 0 | 0 | 1 | 0 | 0 | 2 | 0 | 3 | 0 | .297 |
| Apr 19 | TENNESSEE | *SS | 2 | 0 | 1 | 0 | 0 | 0 | 0 | 0 | 0 | 0 | 1 | 0 | 0 | 0 | 0 | 2 | 3 | 0 | .301 |
| Apr 20 | TENNESSEE | *SS | 3 | 0 | 1 | 1 | 0 | 0 | 0 | 1 | 0 | 0 | 0 | 0 | 0 | 0 | 1 | 0 | 4 | 1 | .302 |
| Apr 21 | TENNESSEE | *SS | 5 | 1 | 2 | 2 | 0 | 0 | 1 | 0 | 0 | 1 | 0 | 0 | 0 | 0 | 0 | 4 | 5 | 0 | .307 |
| Apr 26 | at South Carolina | *SS | 5 | 1 | 1 | 0 | 0 | 0 | 0 | 0 | 0 | 0 | 0 | 0 | 0 | 0 | 3 | 0 | 5 | 0 | .302 |
| Apr 27 | at South Carolina | *SS | 5 | 0 | 2 | 4 | 0 | 0 | 0 | 1 | 3 | 0 | 0 | 0 | 0 | 0 | 0 | 1 | 1 | 0 | .306 |
| Apr 28 | at South Carolina | *SS | 3 | 0 | 1 | 0 | 0 | 0 | 0 | 0 | 0 | 0 | 0 | 0 | 0 | 0 | 0 | 0 | 2 | 0 | .307 |
| May 03 | ARKANSAS | *SS | 4 | 0 | 0 | 0 | 0 | 0 | 0 | 0 | 0 | 0 | 0 | 0 | 0 | 0 | 4 | 0 | 2 | 0 | .297 |
| May 04 | ARKANSAS | *SS | 2 | 3 | 1 | 0 | 0 | 0 | 0 | 1 | 0 | 0 | 1 | 0 | 0 | 0 | 1 | 3 | 0 | 1 | .300 |
| May 05 | ARKANSAS | *SS | 3 | 1 | 0 | 1 | 0 | 0 | 0 | 0 | 0 | 0 | 0 | 1 | 0 | 0 | 0 | 1 | 2 | 0 | .293 |
| May 16 | VANDERBILT | *SS | 3 | 0 | 0 | 1 | 0 | 0 | 0 | 0 | 0 | 0 | 0 | 1 | 0 | 0 | 1 | 4 | 2 | 0 | .286 |
| May 17 | VANDERBILT | *SS | 4 | 1 | 0 | 1 | 0 | 0 | 0 | 0 | 0 | 0 | 1 | 0 | 0 | 0 | 2 | 1 | 1 | 0 | .277 |
| May 18 | VANDERBILT | *SS | 4 | 0 | 0 | 0 | 0 | 0 | 0 | 0 | 0 | 0 | 0 | 0 | 0 | 1 | 2 | 3 | 3 | 0 | .269 |
| May 22 | vs LSU | *SS | 3 | 0 | 0 | 0 | 0 | 0 | 0 | 0 | 0 | 0 | 0 | 0 | 0 | 0 | 0 | 1 | 4 | 0 | .263 |
| May 23 | vs Arkansas | *SS | 4 | 1 | 1 | 0 | 0 | 0 | 0 | 0 | 0 | 0 | 0 | 0 | 0 | 0 | 0 | 2 | 4 | 0 | .262 |
| May 24 | vs South Carolina | *SS | 3 | 0 | 0 | 0 | 0 | 0 | 0 | 1 | 0 | 0 | 0 | 0 | 0 | 0 | 2 | 2 | 3 | 0 | .257 |
| May 31 | WESTERN MICHIGAN | *SS | 1 | 0 | 0 | 1 | 0 | 0 | 0 | 0 | 0 | 0 | 1 | 1 | 1 | 0 | 0 | 1 | 0 | 0 | .255 |
| June 1 | ILLINOIS | *SS | 3 | 2 | 1 | 0 | 0 | 0 | 0 | 1 | 0 | 0 | 0 | 0 | 0 | 1 | 0 | 2 | 3 | 0 | .257 |
| Totals | | 44gs | 148 | 31 | 38 | 34 | 3 | 0 | 5 | 14 | 5 | 2 | 10 | 8 | 2 | 3 | 39 | 67 | 112 | 3 | .257 |

On base pct. .356 • Slugging pct. .378

#28 Hayden Smith - 1 game (All games)

| Date | Opponent | Pos | AB | R | H | RBI | 2B | 3B | HR | BB | SB | CS | HBP | SAC | SF | GDP | K | PO | A | E | Avg |
|--------|----------------|-----|----|---|---|-----|----|----|----|----|----|----|-----|-----|----|-----|---|----|---|---|------|
| Feb 20 | MOREHEAD STATE | p | 0 | 0 | 0 | 0 | 0 | 0 | 0 | 0 | 0 | 0 | 0 | 0 | 0 | 0 | 0 | 0 | 1 | 1 | .000 |
| Totals | | 0gs | 0 | 0 | 0 | 0 | 0 | 0 | 0 | 0 | 0 | 0 | 0 | 0 | 0 | 0 | 0 | 0 | 1 | 1 | .000 |

On base pct. .000 • Slugging pct. .000

#28 Hayden Smith - 4 appearances (All games)

| Date | Opponent | GS | IP | H | R | ER | BB | SO | 2B | 3B | HR | WP | BK | HBP | IBB | Score | W-L | Sv | ERA | NP |
|--------|------------------|----|-----|---|---|----|----|----|----|----|----|----|----|-----|-----|-------|-----|----|------|----|
| Feb 20 | MOREHEAD STATE | | 1.1 | 2 | 2 | 0 | 0 | 0 | 0 | 0 | 0 | 0 | 0 | 0 | 0 | 9-5 | 0-0 | 0 | 0.00 | 28 |
| Feb 27 | WESTERN KENTUCK | | 1.0 | 1 | 0 | 0 | 1 | 0 | 0 | 0 | 0 | 0 | 0 | 0 | 0 | 5-0 | 0-0 | 0 | 0.00 | 12 |
| Mar 05 | EASTERN KENTUCKY | | 1.0 | 0 | 0 | 0 | 0 | 0 | 0 | 0 | 0 | 0 | 0 | 0 | 0 | 10-0 | 0-0 | 0 | 0.00 | 6 |
| Mar 08 | KENNESAW STATE | | 0.0 | 1 | 2 | 2 | 1 | 0 | 1 | 0 | 0 | 0 | 0 | 0 | 0 | 1-13 | 0-0 | 0 | 5.40 | 13 |
| Totals | | 0 | 3.1 | 4 | 4 | 2 | 2 | 0 | 1 | 0 | 0 | 0 | 0 | 0 | 0 | 25-18 | 0-0 | 0 | 5.40 | - |

2024 Kentucky Baseball Individual Game-by-Game for Kentucky (as of Jun 01, 2024)

#49 Johnny Hummel - 2 games (All games)

| Date | Opponent | Pos | AB | R | H | RBI | 2B | 3B | HR | BB | SB | CS | HBP | SAC | SF | GDP | K | PO | A | E | Avg |
|--------|-------------|-----|----|---|---|-----|----|----|----|----|----|----|-----|-----|----|-----|---|----|---|---|------|
| Mar 22 | at Missouri | p | 0 | 0 | 0 | 0 | 0 | 0 | 0 | 0 | 0 | 0 | 0 | 0 | 0 | 0 | 0 | 0 | 1 | 0 | .000 |
| Apr 11 | at Auburn | p | 0 | 0 | 0 | 0 | 0 | 0 | 0 | 0 | 0 | 0 | 0 | 0 | 0 | 0 | 0 | 0 | 1 | 0 | .000 |
| Totals | | Ogs | 0 | 0 | 0 | 0 | 0 | 0 | 0 | 0 | 0 | 0 | 0 | 0 | 0 | 0 | 0 | 0 | 2 | 0 | .000 |

On base pct. .000 • Slugging pct. .000

#49 Johnny Hummel - 21 appearances (All games)

| Date | Opponent | GS | IP | H | R | ER | BB | SO | 2B | 3B | HR | WP | BK | HBP | IBB | Score | W-L | Sv | ERA | NP |
|--------|---------------------|----|------|----|----|----|----|----|----|----|----|----|----|-----|-----|---------|-----|----|------|----|
| Feb 17 | at USC Upstate | | 1.0 | 0 | 0 | 0 | 0 | 3 | 0 | 0 | 0 | 0 | 0 | 0 | 0 | 3-0 | 0-0 | 1 | 0.00 | 12 |
| Feb 20 | MOREHEAD STATE | | 1.0 | 0 | 0 | 0 | 0 | 1 | 0 | 0 | 0 | 0 | 0 | 0 | 0 | 9-5 | 0-0 | 1 | 0.00 | 15 |
| Feb 27 | WESTERN KENTUCK | | 1.0 | 1 | 0 | 0 | 1 | 2 | 0 | 1 | 0 | 0 | 0 | 0 | 0 | 5-0 | 0-0 | 1 | 0.00 | 24 |
| Mar 06 | at Eastern Kentucky | | 1.2 | 0 | 0 | 0 | 0 | 3 | 0 | 0 | 0 | 0 | 0 | 0 | 0 | 5-2 | 1-0 | 1 | 0.00 | 25 |
| Mar 12 | MURRAY STATE | | 1.0 | 0 | 0 | 0 | 0 | 1 | 0 | 0 | 0 | 0 | 0 | 0 | 0 | 10-6 | 1-0 | 1 | 0.00 | 11 |
| Mar 15 | GEORGIA | | 2.0 | 1 | 1 | 1 | 1 | 2 | 0 | 0 | 1 | 1 | 0 | 0 | 0 | 16-10 | 1-0 | 1 | 1.17 | 31 |
| Mar 19 | EVANSVILLE | | 1.0 | 0 | 0 | 0 | 0 | 2 | 0 | 0 | 0 | 0 | 0 | 0 | 0 | 11-3 | 1-0 | 1 | 1.04 | 10 |
| Mar 22 | at Missouri | | 3.1 | 0 | 0 | 0 | 1 | 6 | 0 | 0 | 0 | 3 | 0 | 0 | 0 | 9-4 | 2-0 | 1 | 0.75 | 54 |
| Mar 29 | at Ole Miss | | 1.0 | 0 | 0 | 0 | 2 | 0 | 0 | 0 | 0 | 1 | 0 | 0 | 0 | 5-3 | 2-0 | 2 | 0.69 | 29 |
| Apr 09 | at Samford | | 1.0 | 1 | 0 | 0 | 0 | 2 | 0 | 0 | 0 | 0 | 0 | 0 | 0 | 7-9 | 2-0 | 2 | 0.64 | 15 |
| Apr 11 | at Auburn | | 2.0 | 2 | 0 | 0 | 0 | 2 | 0 | 0 | 0 | 0 | 0 | 0 | 0 | 6-5 | 2-0 | 3 | 0.56 | 29 |
| Apr 13 | at Auburn | | 1.2 | 1 | 1 | 1 | 0 | 3 | 0 | 0 | 1 | 0 | 0 | 0 | 0 | 13-8 | 2-0 | 4 | 1.02 | 23 |
| Apr 16 | at Louisville | | 1.0 | 0 | 0 | 0 | 0 | 1 | 0 | 0 | 0 | 0 | 0 | 0 | 0 | 17-13 | 2-0 | 4 | 0.96 | 9 |
| Apr 19 | TENNESSEE | | 1.0 | 0 | 0 | 0 | 1 | 1 | 0 | 0 | 0 | 0 | 0 | 0 | 0 | 5-3 | 2-0 | 5 | 0.92 | 14 |
| Apr 21 | TENNESSEE | | 2.0 | 1 | 1 | 1 | 1 | 2 | 0 | 0 | 1 | 0 | 0 | 0 | 0 | 11-13 | 2-0 | 5 | 1.25 | 30 |
| Apr 26 | at South Carolina | | 0.1 | 3 | 3 | 3 | 0 | 1 | 0 | 0 | 3 | 0 | 0 | 0 | 0 | 5-6 | 2-0 | 5 | 2.45 | 13 |
| May 05 | ARKANSAS | | 1.0 | 0 | 0 | 0 | 1 | 1 | 0 | 0 | 0 | 0 | 0 | 1 | 0 | 7-4 | 2-0 | 6 | 2.35 | 17 |
| May 10 | at Florida | | 1.1 | 5 | 3 | 3 | 0 | 1 | 0 | 0 | 2 | 0 | 0 | 0 | 0 | 12-11 | 3-0 | 6 | 3.33 | 37 |
| May 12 | at Florida | | 0.0 | 0 | 0 | 0 | 1 | 0 | 0 | 0 | 0 | 0 | 0 | 0 | 0 | 7-5 | 3-0 | 6 | 3.33 | 5 |
| May 18 | VANDERBILT | | 1.2 | 1 | 2 | 2 | 1 | 1 | 1 | 0 | 0 | 2 | 0 | 0 | 0 | 4-12 | 3-0 | 6 | 3.81 | 25 |
| May 22 | vs LSU | | 2.0 | 0 | 0 | 0 | 0 | 2 | 0 | 0 | 0 | 0 | 0 | 0 | 0 | 0-11 | 3-0 | 6 | 3.54 | 23 |
| Totals | | 0 | 28.0 | 16 | 11 | 11 | 10 | 37 | 1 | 1 | 8 | 7 | 0 | 1 | 0 | 167-133 | 3-0 | 6 | 3.54 | - |

2024 Kentucky Baseball
Individual Game-by-Game for Kentucky (as of Jun 01, 2024)

#13 James McCoy - 46 games (All games)

| Date | Opponent | Pos | AB | R | H | RBI | 2B | 3B | HR | BB | SB | CS | HBP | SAC | SF | GDP | K | PO | A | E | Avg |
|--------|-------------------|-------|-----|----|----|-----|----|----|----|----|----|----|-----|-----|----|-----|----|----|---|---|------|
| Feb 16 | at USC Upstate | *of | 5 | 0 | 0 | 0 | 0 | 0 | 0 | 0 | 0 | 0 | 0 | 0 | 0 | 0 | 2 | 1 | 1 | 0 | .000 |
| Feb 17 | at USC Upstate | *of | 3 | 1 | 2 | 0 | 0 | 0 | 0 | 1 | 1 | 0 | 0 | 0 | 0 | 0 | 1 | 2 | 0 | 0 | .250 |
| Feb 18 | at USC Upstate | *of | 0 | 0 | 0 | 0 | 0 | 0 | 0 | 0 | 0 | 0 | 0 | 0 | 0 | 0 | 0 | 0 | 0 | 0 | .250 |
| Feb 20 | MOREHEAD STATE | *of | 2 | 0 | 0 | 0 | 0 | 0 | 0 | 0 | 0 | 0 | 1 | 0 | 0 | 0 | 0 | 3 | 0 | 0 | .200 |
| Feb 25 | vs KANSAS | *of | 2 | 2 | 0 | 0 | 0 | 0 | 0 | 0 | 1 | 0 | 2 | 0 | 0 | 0 | 2 | 2 | 0 | 0 | .167 |
| Mar 01 | LIPSCOMB | of | 1 | 1 | 0 | 0 | 0 | 0 | 0 | 0 | 0 | 0 | 1 | 0 | 0 | 0 | 0 | 2 | 0 | 0 | .154 |
| Mar 03 | LIPSCOMB | of | 1 | 0 | 0 | 0 | 0 | 0 | 0 | 0 | 0 | 0 | 0 | 0 | 0 | 0 | 1 | 0 | 0 | 0 | .143 |
| Mar 10 | KENNESAW STATE | of | 0 | 0 | 0 | 0 | 0 | 0 | 0 | 0 | 0 | 0 | 1 | 0 | 0 | 0 | 0 | 1 | 0 | 0 | .143 |
| Mar 15 | GEORGIA | of | 1 | 0 | 0 | 0 | 0 | 0 | 0 | 1 | 0 | 0 | 0 | 0 | 0 | 0 | 1 | 1 | 0 | 0 | .133 |
| Mar 16 | GEORGIA | *of | 4 | 1 | 3 | 2 | 0 | 0 | 1 | 0 | 0 | 0 | 0 | 0 | 0 | 0 | 1 | 5 | 0 | 0 | .263 |
| Mar 17 | GEORGIA | *of | 3 | 1 | 1 | 1 | 0 | 0 | 0 | 0 | 0 | 0 | 0 | 0 | 0 | 0 | 2 | 0 | 0 | 0 | .273 |
| Mar 19 | EVANSVILLE | *of | 4 | 1 | 1 | 2 | 0 | 1 | 0 | 0 | 0 | 0 | 0 | 0 | 0 | 1 | 2 | 3 | 0 | 0 | .269 |
| Mar 22 | at Missouri | *of | 4 | 0 | 0 | 1 | 0 | 0 | 0 | 0 | 0 | 0 | 0 | 0 | 1 | 0 | 2 | 2 | 0 | 0 | .233 |
| Mar 24 | at Missouri | *of/p | 3 | 0 | 0 | 1 | 0 | 0 | 0 | 0 | 0 | 0 | 0 | 0 | 1 | 0 | 0 | 2 | 0 | 0 | .212 |
| Mar 26 | MIAMI UNIVERSITY | *of | 1 | 0 | 0 | 0 | 0 | 0 | 0 | 2 | 2 | 0 | 0 | 0 | 0 | 0 | 0 | 1 | 0 | 0 | .206 |
| Mar 29 | at Ole Miss | *of | 4 | 0 | 0 | 0 | 0 | 0 | 0 | 0 | 0 | 0 | 0 | 0 | 0 | 0 | 2 | 2 | 0 | 0 | .184 |
| Mar 30 | at Ole Miss | pr/of | 4 | 2 | 4 | 2 | 0 | 0 | 1 | 0 | 1 | 0 | 0 | 0 | 0 | 0 | 0 | 4 | 0 | 1 | .262 |
| Mar 31 | at Ole Miss | *of | 4 | 2 | 3 | 3 | 1 | 0 | 1 | 0 | 0 | 0 | 0 | 0 | 0 | 0 | 0 | 1 | 0 | 0 | .304 |
| Apr 05 | ALABAMA | *of | 1 | 1 | 0 | 0 | 0 | 0 | 0 | 3 | 0 | 0 | 0 | 0 | 0 | 0 | 0 | 1 | 0 | 0 | .298 |
| Apr 06 | ALABAMA | *of | 2 | 2 | 1 | 1 | 1 | 0 | 0 | 1 | 0 | 0 | 1 | 0 | 0 | 0 | 0 | 3 | 0 | 0 | .306 |
| Apr 07 | ALABAMA | *of | 2 | 1 | 0 | 1 | 0 | 0 | 0 | 1 | 0 | 0 | 1 | 0 | 0 | 0 | 1 | 1 | 0 | 0 | .294 |
| Apr 09 | at Samford | *of | 4 | 1 | 2 | 2 | 0 | 0 | 0 | 0 | 0 | 0 | 0 | 0 | 0 | 0 | 0 | 1 | 1 | 0 | .309 |
| Apr 11 | at Auburn | *of | 4 | 0 | 0 | 0 | 0 | 0 | 0 | 0 | 0 | 0 | 0 | 0 | 0 | 0 | 0 | 1 | 0 | 0 | .288 |
| Apr 12 | at Auburn | *of | 4 | 0 | 0 | 0 | 0 | 0 | 0 | 0 | 0 | 0 | 0 | 0 | 0 | 0 | 3 | 0 | 0 | 0 | .270 |
| Apr 13 | at Auburn | *of | 3 | 3 | 1 | 3 | 0 | 0 | 1 | 2 | 0 | 0 | 0 | 0 | 0 | 0 | 2 | 6 | 0 | 0 | .273 |
| Apr 16 | at Louisville | *of/p | 4 | 2 | 0 | 0 | 0 | 0 | 0 | 2 | 0 | 0 | 0 | 0 | 0 | 0 | 2 | 1 | 0 | 0 | .257 |
| Apr 19 | TENNESSEE | *of | 4 | 0 | 1 | 0 | 0 | 0 | 0 | 0 | 1 | 0 | 0 | 0 | 0 | 0 | 2 | 2 | 0 | 0 | .257 |
| Apr 20 | TENNESSEE | *of | 4 | 0 | 0 | 0 | 0 | 0 | 0 | 0 | 0 | 0 | 0 | 0 | 0 | 0 | 2 | 2 | 0 | 0 | .244 |
| Apr 21 | TENNESSEE | *of | 3 | 1 | 0 | 0 | 0 | 0 | 0 | 0 | 0 | 0 | 0 | 0 | 0 | 1 | 0 | 2 | 0 | 0 | .235 |
| Apr 26 | at South Carolina | *of | 2 | 0 | 0 | 0 | 0 | 0 | 0 | 0 | 0 | 0 | 0 | 0 | 0 | 0 | 0 | 0 | 0 | 0 | .229 |
| Apr 27 | at South Carolina | *of | 5 | 3 | 2 | 1 | 0 | 0 | 1 | 0 | 0 | 0 | 0 | 0 | 0 | 0 | 2 | 2 | 0 | 0 | .239 |
| Apr 28 | at South Carolina | *of | 1 | 0 | 0 | 0 | 0 | 0 | 0 | 1 | 0 | 0 | 0 | 0 | 0 | 0 | 0 | 1 | 0 | 0 | .236 |
| May 03 | ARKANSAS | ph | 1 | 0 | 0 | 0 | 0 | 0 | 0 | 0 | 0 | 0 | 0 | 0 | 0 | 0 | 0 | 0 | 0 | 0 | .233 |
| May 04 | ARKANSAS | *of | 3 | 2 | 1 | 0 | 0 | 0 | 0 | 1 | 0 | 0 | 0 | 0 | 0 | 0 | 1 | 1 | 0 | 0 | .237 |
| May 05 | ARKANSAS | *of | 4 | 0 | 1 | 0 | 0 | 0 | 0 | 0 | 0 | 0 | 0 | 0 | 0 | 0 | 1 | 3 | 0 | 0 | .237 |
| May 10 | at Florida | *of | 4 | 1 | 3 | 0 | 0 | 0 | 0 | 0 | 0 | 0 | 1 | 0 | 0 | 0 | 1 | 1 | 0 | 0 | .257 |
| May 11 | at Florida | *of | 3 | 0 | 0 | 0 | 0 | 0 | 0 | 0 | 0 | 0 | 0 | 0 | 0 | 0 | 0 | 2 | 0 | 0 | .250 |
| May 12 | at Florida | *of/p | 4 | 0 | 0 | 0 | 0 | 0 | 0 | 0 | 0 | 0 | 1 | 0 | 0 | 0 | 2 | 1 | 1 | 0 | .241 |
| May 16 | VANDERBILT | *of | 2 | 1 | 0 | 1 | 0 | 0 | 0 | 2 | 0 | 0 | 0 | 0 | 0 | 0 | 0 | 2 | 0 | 0 | .236 |
| May 17 | VANDERBILT | *of | 3 | 1 | 0 | 1 | 0 | 0 | 0 | 1 | 0 | 0 | 1 | 0 | 0 | 0 | 2 | 0 | 0 | 0 | .230 |
| May 18 | VANDERBILT | *of | 1 | 0 | 0 | 0 | 0 | 0 | 0 | 1 | 0 | 0 | 0 | 0 | 0 | 0 | 1 | 0 | 0 | 0 | .228 |
| May 22 | vs LSU | *of | 2 | 0 | 0 | 0 | 0 | 0 | 0 | 1 | 0 | 0 | 0 | 0 | 0 | 0 | 1 | 0 | 0 | 0 | .224 |
| May 23 | vs Arkansas | *of | 4 | 0 | 0 | 0 | 0 | 0 | 0 | 0 | 0 | 0 | 0 | 0 | 0 | 0 | 3 | 1 | 0 | 0 | .217 |
| May 24 | vs South Carolina | *of | 2 | 0 | 0 | 0 | 0 | 0 | 0 | 1 | 1 | 0 | 0 | 0 | 0 | 0 | 1 | 2 | 0 | 0 | .213 |
| May 31 | WESTERN MICHIGAN | *of | 3 | 2 | 2 | 3 | 1 | 0 | 1 | 0 | 0 | 0 | 1 | 0 | 0 | 0 | 1 | 1 | 0 | 0 | .224 |
| June 1 | ILLINOIS | *of | 3 | 1 | 1 | 0 | 1 | 0 | 0 | 1 | 0 | 0 | 0 | 0 | 0 | 0 | 2 | 3 | 0 | 0 | .227 |
| Totals | | 39gs | 128 | 33 | 29 | 25 | 4 | 1 | 6 | 22 | 7 | 0 | 9 | 1 | 2 | 2 | 47 | 72 | 2 | 1 | .227 |

On base pct. .373 • Slugging pct. .414

#13 James McCoy - 6 appearances (All games)

| Date | Opponent | GS | IP | H | R | ER | BB | SO | 2B | 3B | HR | WP | BK | HBP | IBB | Score | W-L | Sv | ERA | NP |
|--------|---------------------|----|-----|---|---|----|----|----|----|----|----|----|----|-----|-----|-------|-----|----|------|----|
| Feb 27 | WESTERN KENTUCK | | 0.1 | 0 | 0 | 0 | 0 | 1 | 0 | 0 | 0 | 0 | 0 | 0 | 0 | 5-0 | 0-0 | 0 | 0.00 | 6 |
| Mar 06 | at Eastern Kentucky | | 0.1 | 2 | 1 | 0 | 0 | 1 | 0 | 0 | 0 | 0 | 0 | 1 | 0 | 5-2 | 0-0 | 0 | 0.00 | 12 |
| Mar 09 | KENNESAW STATE | | 1.2 | 1 | 0 | 0 | 1 | 1 | 1 | 0 | 0 | 0 | 0 | 0 | 0 | 2-10 | 0-0 | 0 | 0.00 | 32 |
| Mar 24 | at Missouri | | 0.1 | 0 | 0 | 0 | 0 | 0 | 0 | 0 | 0 | 0 | 0 | 0 | 0 | 7-6 | 0-0 | 1 | 0.00 | 5 |
| Apr 16 | at Louisville | | 1.0 | 0 | 0 | 0 | 0 | 0 | 0 | 0 | 0 | 0 | 0 | 0 | 0 | 17-13 | 0-0 | 1 | 0.00 | 9 |
| May 12 | at Florida | | 0.1 | 1 | 0 | 0 | 0 | 1 | 1 | 0 | 0 | 0 | 0 | 0 | 0 | 7-5 | 0-0 | 1 | 0.00 | 7 |
| Totals | | 0 | 4.0 | 4 | 1 | 0 | 1 | 4 | 2 | 0 | 0 | 0 | 0 | 1 | 0 | 43-36 | 0-0 | 1 | 0.00 | - |

2024 Kentucky Baseball Individual Game-by-Game for Kentucky (as of Jun 01, 2024)

#43 Jackson Nove - 24 appearances (All games)

| Date | Opponent | GS | IP | H | R | ER | BB | SO | 2B | 3B | HR | WP | BK | HBP | IBB | Score | W-L | Sv | ERA | NP |
|--------|-------------------|----|------|----|----|----|----|----|----|----|----|----|----|-----|-----|---------|-----|----|------|----|
| Feb 18 | at USC Upstate | | 1.1 | 0 | 0 | 0 | 1 | 1 | 0 | 0 | 0 | 0 | 0 | 1 | 0 | 9-3 | 0-0 | 0 | 0.00 | 21 |
| Feb 20 | MOREHEAD STATE | | 1.0 | 1 | 0 | 0 | 0 | 1 | 0 | 0 | 0 | 0 | 0 | 0 | 0 | 9-5 | 1-0 | 0 | 0.00 | 15 |
| Feb 23 | vs WASHINGTON STA | | 1.2 | 0 | 0 | 0 | 0 | 4 | 0 | 0 | 0 | 0 | 0 | 0 | 0 | 4-6 | 1-0 | 0 | 0.00 | 17 |
| Mar 01 | LIPSCOMB | | 3.0 | 0 | 0 | 0 | 2 | 5 | 0 | 0 | 0 | 0 | 1 | 0 | 0 | 7-4 | 1-0 | 1 | 0.00 | 43 |
| Mar 09 | KENNESAW STATE | | 0.0 | 3 | 4 | 4 | 2 | 0 | 1 | 0 | 0 | 0 | 0 | 1 | 0 | 2-10 | 1-0 | 1 | 5.14 | 25 |
| Mar 12 | MURRAY STATE | | 1.0 | 0 | 0 | 0 | 0 | 1 | 0 | 0 | 0 | 0 | 0 | 0 | 0 | 10-6 | 1-0 | 1 | 4.50 | 11 |
| Mar 16 | GEORGIA | | 2.1 | 0 | 0 | 0 | 1 | 3 | 0 | 0 | 0 | 1 | 0 | 0 | 0 | 9-3 | 1-0 | 2 | 3.48 | 30 |
| Mar 22 | at Missouri | | 0.2 | 2 | 2 | 2 | 1 | 1 | 0 | 0 | 0 | 0 | 0 | 0 | 0 | 9-4 | 1-0 | 2 | 4.91 | 24 |
| Mar 24 | at Missouri | | 0.2 | 0 | 0 | 0 | 1 | 2 | 0 | 0 | 0 | 0 | 0 | 0 | 0 | 7-6 | 1-0 | 2 | 4.63 | 17 |
| Mar 29 | at Ole Miss | | 0.1 | 0 | 0 | 0 | 1 | 1 | 0 | 0 | 0 | 0 | 0 | 1 | 0 | 5-3 | 1-0 | 2 | 4.50 | 15 |
| Mar 31 | at Ole Miss | | 1.0 | 2 | 0 | 0 | 0 | 1 | 0 | 0 | 0 | 0 | 0 | 0 | 0 | 15-1 | 1-0 | 2 | 4.15 | 18 |
| Apr 07 | ALABAMA | | 2.0 | 1 | 0 | 0 | 0 | 2 | 0 | 0 | 0 | 0 | 0 | 0 | 0 | 10-1 | 1-0 | 2 | 3.60 | 27 |
| Apr 12 | at Auburn | | 3.0 | 1 | 0 | 0 | 2 | 4 | 0 | 0 | 0 | 1 | 0 | 1 | 0 | 9-1 | 1-0 | 2 | 3.00 | 54 |
| Apr 20 | TENNESSEE | | 1.1 | 2 | 1 | 1 | 0 | 4 | 0 | 0 | 1 | 0 | 0 | 0 | 0 | 4-9 | 1-0 | 2 | 3.26 | 27 |
| Apr 21 | TENNESSEE | | 1.0 | 0 | 0 | 0 | 0 | 0 | 0 | 0 | 0 | 0 | 0 | 0 | 0 | 11-13 | 1-0 | 2 | 3.10 | 9 |
| Apr 26 | at South Carolina | | 1.0 | 0 | 0 | 0 | 0 | 1 | 0 | 0 | 0 | 0 | 0 | 0 | 0 | 5-6 | 1-0 | 2 | 2.95 | 9 |
| Apr 27 | at South Carolina | | 1.0 | 1 | 2 | 2 | 3 | 1 | 0 | 0 | 0 | 0 | 0 | 1 | 0 | 15-13 | 1-0 | 2 | 3.63 | 29 |
| May 03 | ARKANSAS | | 1.0 | 3 | 4 | 4 | 1 | 3 | 1 | 0 | 0 | 0 | 0 | 1 | 0 | 3-10 | 1-0 | 2 | 5.01 | 29 |
| May 05 | ARKANSAS | | 0.2 | 2 | 1 | 1 | 1 | 0 | 1 | 0 | 0 | 0 | 0 | 0 | 0 | 7-4 | 1-0 | 2 | 5.25 | 19 |
| May 10 | at Florida | | 1.0 | 0 | 0 | 0 | 2 | 1 | 0 | 0 | 0 | 0 | 0 | 0 | 1 | 12-11 | 1-0 | 2 | 5.04 | 16 |
| May 12 | at Florida | | 0.1 | 0 | 0 | 0 | 0 | 0 | 0 | 0 | 0 | 0 | 0 | 1 | 0 | 7-5 | 1-0 | 2 | 4.97 | 5 |
| May 16 | VANDERBILT | | 1.0 | 1 | 0 | 0 | 0 | 1 | 0 | 0 | 0 | 0 | 0 | 0 | 0 | 10-5 | 1-0 | 2 | 4.78 | 15 |
| May 18 | VANDERBILT | | 0.0 | 2 | 0 | 0 | 0 | 0 | 0 | 0 | 0 | 0 | 0 | 0 | 0 | 4-12 | 1-0 | 2 | 4.78 | 2 |
| May 23 | vs Arkansas | | 0.2 | 3 | 4 | 4 | 2 | 0 | 0 | 0 | 1 | 0 | 0 | 0 | 0 | 9-6 | 1-0 | 2 | 6.00 | 28 |
| Totals | | 0 | 27.0 | 24 | 18 | 18 | 20 | 37 | 3 | 0 | 2 | 2 | 1 | 7 | 1 | 192-147 | 1-0 | 2 | 6.00 | - |

#0 Jake Titus - 3 appearances (All games)

| Date | Opponent | GS | IP | H | R | ER | BB | SO | 2B | 3B | HR | WP | BK | HBP | IBB | Score | W-L | Sv | ERA | NP |
|--------|-----------------|----|-----|---|---|----|----|----|----|----|----|----|----|-----|-----|-------|-----|----|-------|----|
| Feb 27 | WESTERN KENTUCK | | 1.1 | 0 | 0 | 0 | 0 | 1 | 0 | 0 | 0 | 0 | 0 | 0 | 0 | 5-0 | 0-0 | 0 | 0.00 | 15 |
| Mar 08 | KENNESAW STATE | | 0.1 | 4 | 3 | 2 | 0 | 1 | 2 | 0 | 0 | 0 | 0 | 0 | 0 | 1-13 | 0-0 | 0 | 10.80 | 19 |
| May 22 | vs LSU | | 1.0 | 2 | 4 | 4 | 1 | 0 | 0 | 0 | 1 | 0 | 0 | 1 | 0 | 0-11 | 0-0 | 0 | 20.25 | 21 |
| Totals | | 0 | 2.2 | 6 | 7 | 6 | 1 | 2 | 2 | 0 | 1 | 0 | 0 | 1 | 0 | 6-24 | 0-0 | 0 | 20.25 | - |

#47 Kyuss Gargett - 11 games (All games)

| Date | Opponent | Pos | AB | R | H | RBI | 2B | 3B | HR | BB | SB | CS | HBP | SAC | SF | GDP | K | PO | A | E | Avg | |
|--------|---------------------|-------|----|---|---|-----|----|----|----|----|----|----|-----|-----|----|-----|---|----|----|---|-----|------|
| Feb 23 | vs WASHINGTON STA | pr | 0 | 0 | 0 | 0 | 0 | 0 | 0 | 0 | 0 | 0 | 0 | 0 | 0 | 0 | 0 | 0 | 0 | 0 | 0 | .000 |
| Mar 02 | LIPSCOMB | pr/ss | 0 | 1 | 0 | 0 | 0 | 0 | 0 | 0 | 0 | 0 | 0 | 0 | 0 | 0 | 0 | 1 | 1 | 0 | 0 | .000 |
| Mar 03 | LIPSCOMB | ss | 3 | 2 | 1 | 0 | 0 | 1 | 0 | 0 | 0 | 0 | 0 | 0 | 0 | 0 | 0 | 0 | 3 | 0 | 0 | .333 |
| Mar 05 | EASTERN KENTUCKY | *ss | 3 | 1 | 1 | 0 | 1 | 0 | 0 | 0 | 0 | 0 | 0 | 1 | 0 | 0 | 1 | 1 | 1 | 0 | 0 | .333 |
| Mar 06 | at Eastern Kentucky | *ss | 3 | 0 | 0 | 0 | 0 | 0 | 0 | 1 | 0 | 0 | 0 | 0 | 0 | 0 | 1 | 1 | 3 | 0 | 0 | .222 |
| Mar 08 | KENNESAW STATE | *ss | 3 | 1 | 1 | 1 | 0 | 0 | 1 | 0 | 0 | 0 | 0 | 0 | 0 | 0 | 0 | 1 | 3 | 0 | 0 | .250 |
| Mar 09 | KENNESAW STATE | *ss | 3 | 0 | 0 | 0 | 0 | 0 | 0 | 1 | 0 | 0 | 0 | 0 | 0 | 0 | 1 | 1 | 5 | 1 | 0 | .200 |
| Mar 10 | KENNESAW STATE | *ss | 4 | 0 | 0 | 0 | 0 | 0 | 0 | 0 | 0 | 0 | 0 | 0 | 0 | 1 | 2 | 0 | 1 | 0 | 0 | .158 |
| Mar 19 | EVANSVILLE | ph/ss | 1 | 0 | 0 | 0 | 0 | 0 | 0 | 0 | 0 | 0 | 0 | 0 | 0 | 0 | 1 | 0 | 0 | 0 | 0 | .150 |
| Apr 20 | TENNESSEE | pr | 0 | 0 | 0 | 0 | 0 | 0 | 0 | 0 | 0 | 0 | 0 | 0 | 0 | 0 | 0 | 0 | 0 | 0 | 0 | .150 |
| May 10 | at Florida | ss | 0 | 0 | 0 | 0 | 0 | 0 | 0 | 0 | 0 | 0 | 0 | 1 | 0 | 0 | 0 | 0 | 1 | 0 | 0 | .150 |
| Totals | | 5gs | 20 | 5 | 3 | 1 | 1 | 1 | 1 | 2 | 0 | 0 | 0 | 2 | 0 | 1 | 6 | 5 | 18 | 1 | 0 | .150 |

On base pct. .227 • Slugging pct. .450

2024 Kentucky Baseball Individual Game-by-Game for Kentucky (as of Jun 01, 2024)

#34 Lukas Schramm - 9 games (All games)

| Date | Opponent | Pos | AB | R | H | RBI | 2B | 3B | HR | BB | SB | CS | HBP | SAC | SF | GDP | K | PO | A | E | Avg |
|--------|---------------------|-----|----|---|---|-----|----|----|----|----|----|----|-----|-----|----|-----|----|----|---|---|------|
| Feb 18 | at USC Upstate | *of | 2 | 2 | 1 | 1 | 0 | 0 | 1 | 1 | 0 | 0 | 0 | 0 | 0 | 0 | 0 | 0 | 0 | 0 | .500 |
| Feb 20 | MOREHEAD STATE | of | 0 | 0 | 0 | 0 | 0 | 0 | 0 | 0 | 0 | 0 | 0 | 0 | 0 | 0 | 0 | 0 | 0 | 0 | .500 |
| Feb 23 | vs WASHINGTON STA | of | 0 | 0 | 0 | 0 | 0 | 0 | 0 | 0 | 0 | 0 | 0 | 0 | 0 | 0 | 0 | 0 | 0 | 0 | .500 |
| Feb 24 | vs TEXAS STATE | *of | 5 | 0 | 1 | 2 | 1 | 0 | 0 | 0 | 0 | 0 | 0 | 0 | 0 | 0 | 3 | 2 | 1 | 1 | .286 |
| Feb 27 | WESTERN KENTUCK | *of | 4 | 0 | 1 | 1 | 0 | 0 | 0 | 0 | 0 | 0 | 0 | 0 | 0 | 0 | 3 | 2 | 0 | 0 | .273 |
| Mar 02 | LIPSCOMB | *of | 3 | 2 | 0 | 0 | 0 | 0 | 0 | 1 | 0 | 0 | 0 | 0 | 0 | 0 | 1 | 3 | 0 | 0 | .214 |
| Mar 03 | LIPSCOMB | *of | 3 | 0 | 1 | 0 | 0 | 0 | 0 | 0 | 1 | 0 | 0 | 1 | 0 | 0 | 2 | 0 | 0 | 0 | .235 |
| Mar 05 | EASTERN KENTUCKY | *of | 3 | 1 | 1 | 1 | 0 | 1 | 0 | 0 | 0 | 0 | 0 | 0 | 0 | 0 | 1 | 2 | 0 | 0 | .250 |
| Mar 06 | at Eastern Kentucky | of | 1 | 0 | 0 | 0 | 0 | 0 | 0 | 0 | 0 | 0 | 0 | 0 | 0 | 1 | 0 | 1 | 0 | 0 | .238 |
| Totals | | 6gs | 21 | 5 | 5 | 5 | 1 | 1 | 1 | 2 | 1 | 0 | 0 | 1 | 0 | 1 | 10 | 10 | 1 | 1 | .238 |

On base pct. .304 • Slugging pct. .524

#2 Mitchell Daly - 50 games (All games)

| Date | Opponent | Pos | AB | R | H | RBI | 2B | 3B | HR | BB | SB | CS | HBP | SAC | SF | GDP | K | PO | A | E | Avg |
|--------|-------------------|--------|-----|----|----|-----|----|----|----|----|----|----|-----|-----|----|-----|----|----|----|---|------|
| Feb 18 | at USC Upstate | *3b | 3 | 2 | 1 | 1 | 1 | 0 | 0 | 1 | 0 | 0 | 0 | 0 | 0 | 0 | 0 | 1 | 2 | 0 | .333 |
| Feb 20 | MOREHEAD STATE | 3b | 2 | 1 | 1 | 1 | 0 | 0 | 0 | 1 | 0 | 0 | 0 | 0 | 0 | 0 | 0 | 0 | 2 | 0 | .400 |
| Feb 23 | vs WASHINGTON STA | *3b | 2 | 1 | 0 | 0 | 0 | 0 | 0 | 1 | 0 | 0 | 0 | 0 | 0 | 0 | 0 | 0 | 0 | 0 | .286 |
| Feb 24 | vs TEXAS STATE | *3b | 4 | 1 | 3 | 6 | 0 | 0 | 1 | 0 | 2 | 0 | 1 | 0 | 0 | 0 | 1 | 1 | 4 | 0 | .455 |
| Feb 25 | vs KANSAS | *3b | 5 | 0 | 1 | 0 | 0 | 0 | 0 | 0 | 0 | 0 | 0 | 0 | 0 | 0 | 1 | 0 | 1 | 1 | .375 |
| Feb 27 | WESTERN KENTUCK | *3b | 3 | 0 | 0 | 0 | 0 | 0 | 0 | 0 | 0 | 0 | 1 | 0 | 0 | 0 | 0 | 0 | 1 | 0 | .316 |
| Mar 01 | LIPSCOMB | *3b | 3 | 0 | 2 | 1 | 1 | 0 | 0 | 1 | 1 | 0 | 0 | 1 | 0 | 0 | 0 | 2 | 1 | 0 | .364 |
| Mar 08 | KENNESAW STATE | *3b | 3 | 0 | 0 | 0 | 0 | 0 | 0 | 0 | 0 | 0 | 0 | 0 | 0 | 0 | 2 | 0 | 2 | 0 | .320 |
| Mar 09 | KENNESAW STATE | *3b | 4 | 0 | 1 | 1 | 1 | 0 | 0 | 0 | 0 | 0 | 0 | 0 | 0 | 0 | 0 | 0 | 3 | 0 | .310 |
| Mar 10 | KENNESAW STATE | *3b | 2 | 0 | 0 | 2 | 0 | 0 | 0 | 0 | 0 | 1 | 1 | 1 | 0 | 1 | 0 | 1 | 4 | 0 | .290 |
| Mar 12 | MURRAY STATE | *ss | 3 | 1 | 1 | 2 | 0 | 0 | 0 | 1 | 0 | 0 | 0 | 1 | 0 | 0 | 0 | 2 | 1 | 0 | .294 |
| Mar 15 | GEORGIA | *ss/3b | 4 | 2 | 1 | 2 | 0 | 0 | 1 | 1 | 0 | 0 | 0 | 0 | 0 | 0 | 2 | 2 | 3 | 0 | .289 |
| Mar 16 | GEORGIA | *ss/3b | 4 | 1 | 2 | 1 | 0 | 0 | 0 | 1 | 0 | 0 | 0 | 0 | 0 | 0 | 1 | 0 | 3 | 0 | .310 |
| Mar 17 | GEORGIA | *3b | 4 | 1 | 1 | 1 | 0 | 1 | 0 | 0 | 0 | 0 | 0 | 0 | 0 | 0 | 1 | 0 | 1 | 0 | .304 |
| Mar 19 | EVANSVILLE | *ss | 2 | 1 | 0 | 1 | 0 | 0 | 0 | 1 | 0 | 0 | 0 | 0 | 1 | 0 | 0 | 2 | 2 | 0 | .292 |
| Mar 22 | at Missouri | *3b/ss | 4 | 1 | 2 | 3 | 1 | 0 | 0 | 1 | 0 | 0 | 0 | 0 | 0 | 0 | 0 | 0 | 2 | 0 | .308 |
| Mar 23 | at Missouri | *3b | 3 | 0 | 1 | 0 | 0 | 0 | 0 | 0 | 0 | 0 | 1 | 0 | 0 | 0 | 0 | 1 | 0 | 0 | .309 |
| Mar 24 | at Missouri | *3b | 5 | 0 | 0 | 0 | 0 | 0 | 0 | 0 | 0 | 0 | 0 | 0 | 0 | 1 | 0 | 1 | 0 | 0 | .283 |
| Mar 26 | MIAMI UNIVERSITY | *3b | 3 | 1 | 1 | 1 | 0 | 0 | 0 | 2 | 0 | 0 | 0 | 0 | 0 | 0 | 1 | 0 | 1 | 0 | .286 |
| Mar 29 | at Ole Miss | *3b | 3 | 1 | 0 | 0 | 0 | 0 | 0 | 0 | 0 | 0 | 1 | 0 | 0 | 0 | 0 | 0 | 3 | 0 | .273 |
| Mar 30 | at Ole Miss | *3b | 3 | 1 | 1 | 0 | 0 | 0 | 0 | 1 | 1 | 0 | 1 | 1 | 0 | 0 | 0 | 0 | 1 | 0 | .275 |
| Mar 31 | at Ole Miss | *3b | 3 | 1 | 0 | 0 | 0 | 0 | 0 | 1 | 0 | 0 | 0 | 0 | 0 | 0 | 1 | 1 | 1 | 0 | .264 |
| Apr 05 | ALABAMA | *3b | 3 | 1 | 2 | 1 | 0 | 0 | 0 | 1 | 1 | 1 | 0 | 0 | 0 | 0 | 1 | 0 | 3 | 0 | .280 |
| Apr 06 | ALABAMA | *3b | 1 | 0 | 0 | 0 | 0 | 0 | 0 | 2 | 1 | 1 | 1 | 0 | 0 | 0 | 0 | 2 | 1 | 0 | .276 |
| Apr 07 | ALABAMA | *3b | 3 | 1 | 1 | 0 | 0 | 0 | 0 | 0 | 0 | 0 | 0 | 1 | 0 | 0 | 0 | 0 | 3 | 0 | .278 |
| Apr 09 | at Samford | *3b | 2 | 0 | 0 | 1 | 0 | 0 | 0 | 1 | 0 | 0 | 0 | 0 | 1 | 1 | 0 | 0 | 0 | 1 | .272 |
| Apr 11 | at Auburn | *3b | 3 | 2 | 2 | 1 | 1 | 0 | 0 | 0 | 0 | 0 | 1 | 0 | 0 | 0 | 1 | 1 | 2 | 0 | .286 |
| Apr 12 | at Auburn | *3b | 3 | 1 | 1 | 1 | 1 | 0 | 0 | 2 | 0 | 0 | 0 | 0 | 0 | 0 | 1 | 1 | 1 | 0 | .287 |
| Apr 13 | at Auburn | *3b | 3 | 0 | 0 | 0 | 0 | 0 | 0 | 2 | 0 | 0 | 0 | 0 | 0 | 0 | 2 | 0 | 1 | 0 | .278 |
| Apr 16 | at Louisville | *3b | 5 | 2 | 2 | 4 | 1 | 0 | 1 | 1 | 0 | 0 | 0 | 0 | 0 | 0 | 0 | 0 | 2 | 0 | .284 |
| Apr 19 | TENNESSEE | *3b | 4 | 0 | 0 | 0 | 0 | 0 | 0 | 0 | 0 | 0 | 0 | 0 | 0 | 0 | 1 | 0 | 1 | 0 | .273 |
| Apr 20 | TENNESSEE | *3b | 4 | 0 | 1 | 1 | 0 | 0 | 0 | 0 | 0 | 0 | 0 | 0 | 1 | 0 | 0 | 3 | 2 | 0 | .272 |
| Apr 21 | TENNESSEE | *3b | 5 | 2 | 3 | 2 | 0 | 0 | 2 | 0 | 0 | 0 | 0 | 0 | 0 | 0 | 0 | 0 | 0 | 0 | .287 |
| Apr 26 | at South Carolina | *3b | 4 | 1 | 1 | 0 | 0 | 0 | 0 | 0 | 0 | 0 | 0 | 1 | 0 | 0 | 1 | 0 | 2 | 0 | .286 |
| Apr 27 | at South Carolina | *3b | 4 | 1 | 1 | 1 | 0 | 0 | 1 | 2 | 0 | 0 | 0 | 0 | 0 | 0 | 2 | 1 | 0 | 0 | .284 |
| Apr 28 | at South Carolina | *3b | 3 | 0 | 2 | 0 | 0 | 0 | 0 | 0 | 1 | 0 | 0 | 0 | 0 | 0 | 1 | 0 | 1 | 0 | .294 |
| May 03 | ARKANSAS | *3b | 3 | 1 | 0 | 0 | 0 | 0 | 0 | 1 | 0 | 0 | 0 | 0 | 0 | 0 | 3 | 1 | 1 | 0 | .287 |
| May 04 | ARKANSAS | *3b | 4 | 0 | 2 | 1 | 1 | 0 | 0 | 1 | 0 | 0 | 0 | 0 | 0 | 1 | 1 | 0 | 2 | 0 | .294 |
| May 05 | ARKANSAS | *3b | 3 | 0 | 0 | 0 | 0 | 0 | 0 | 1 | 0 | 0 | 0 | 0 | 0 | 0 | 1 | 0 | 1 | 0 | .287 |
| May 10 | at Florida | *ss/3b | 5 | 1 | 1 | 1 | 1 | 0 | 0 | 1 | 0 | 0 | 0 | 0 | 0 | 0 | 4 | 2 | 2 | 0 | .284 |
| May 11 | at Florida | *ss | 4 | 0 | 1 | 0 | 0 | 0 | 0 | 0 | 0 | 0 | 0 | 0 | 0 | 0 | 1 | 0 | 0 | 0 | .283 |
| May 12 | at Florida | *ss | 4 | 2 | 1 | 0 | 1 | 0 | 0 | 1 | 0 | 0 | 0 | 0 | 0 | 0 | 1 | 4 | 4 | 0 | .282 |
| May 16 | VANDERBILT | *3b | 2 | 1 | 2 | 1 | 0 | 0 | 0 | 1 | 0 | 1 | 1 | 1 | 0 | 0 | 0 | 1 | 2 | 0 | .292 |
| May 17 | VANDERBILT | *3b | 2 | 3 | 1 | 2 | 0 | 0 | 0 | 2 | 1 | 0 | 1 | 0 | 0 | 0 | 1 | 0 | 1 | 0 | .295 |
| May 18 | VANDERBILT | *3b | 4 | 0 | 1 | 0 | 1 | 0 | 0 | 0 | 0 | 0 | 1 | 0 | 0 | 0 | 2 | 0 | 2 | 0 | .293 |
| May 22 | vs LSU | *3b | 3 | 0 | 1 | 0 | 0 | 0 | 0 | 0 | 0 | 0 | 0 | 0 | 0 | 0 | 0 | 0 | 2 | 0 | .294 |
| May 23 | vs Arkansas | *3b | 3 | 0 | 0 | 1 | 0 | 0 | 0 | 0 | 0 | 0 | 0 | 0 | 1 | 0 | 1 | 0 | 3 | 0 | .288 |
| May 24 | vs South Carolina | *3b | 4 | 2 | 2 | 0 | 0 | 0 | 0 | 0 | 0 | 0 | 0 | 0 | 0 | 0 | 1 | 0 | 2 | 0 | .294 |
| May 31 | WESTERN MICHIGAN | *3b | 5 | 1 | 2 | 2 | 2 | 0 | 0 | 0 | 1 | 0 | 0 | 0 | 0 | 0 | 1 | 2 | 2 | 0 | .297 |
| June 1 | ILLINOIS | *3b | 3 | 1 | 2 | 0 | 0 | 0 | 0 | 0 | 1 | 0 | 1 | 0 | 0 | 0 | 0 | 0 | 0 | 0 | .304 |
| Totals | | 49gs | 168 | 39 | 51 | 43 | 13 | 1 | 6 | 32 | 10 | 4 | 12 | 7 | 3 | 5 | 37 | 32 | 81 | 2 | .304 |

On base pct. .442 • Slugging pct. .500

2024 Kentucky Baseball Individual Game-by-Game for Kentucky (as of Jun 01, 2024)

#20 Mason Moore - 11 games (All games)

| Date | Opponent | Pos | AB | R | H | RBI | 2B | 3B | HR | BB | SB | CS | HBP | SAC | SF | GDP | K | PO | A | E | Avg |
|--------|-------------------|------|----|---|---|-----|----|----|----|----|----|----|-----|-----|----|-----|---|----|----|---|------|
| Feb 18 | at USC Upstate | *p | 0 | 0 | 0 | 0 | 0 | 0 | 0 | 0 | 0 | 0 | 0 | 0 | 0 | 0 | 0 | 1 | 0 | 0 | .000 |
| Feb 25 | vs KANSAS | *p | 0 | 0 | 0 | 0 | 0 | 0 | 0 | 0 | 0 | 0 | 0 | 0 | 0 | 0 | 0 | 0 | 1 | 0 | .000 |
| Mar 03 | LIPSCOMB | *p | 0 | 0 | 0 | 0 | 0 | 0 | 0 | 0 | 0 | 0 | 0 | 0 | 0 | 0 | 0 | 0 | 2 | 0 | .000 |
| Mar 10 | KENNESAW STATE | *p | 0 | 0 | 0 | 0 | 0 | 0 | 0 | 0 | 0 | 0 | 0 | 0 | 0 | 0 | 0 | 1 | 0 | 0 | .000 |
| Mar 24 | at Missouri | *p | 0 | 0 | 0 | 0 | 0 | 0 | 0 | 0 | 0 | 0 | 0 | 0 | 0 | 0 | 0 | 0 | 1 | 0 | .000 |
| Mar 31 | at Ole Miss | *p | 0 | 0 | 0 | 0 | 0 | 0 | 0 | 0 | 0 | 0 | 0 | 0 | 0 | 0 | 0 | 1 | 3 | 0 | .000 |
| Apr 21 | TENNESSEE | *p | 0 | 0 | 0 | 0 | 0 | 0 | 0 | 0 | 0 | 0 | 0 | 0 | 0 | 0 | 0 | 0 | 1 | 0 | .000 |
| Apr 28 | at South Carolina | *p | 0 | 0 | 0 | 0 | 0 | 0 | 0 | 0 | 0 | 0 | 0 | 0 | 0 | 0 | 0 | 0 | 1 | 0 | .000 |
| May 05 | ARKANSAS | *p | 0 | 0 | 0 | 0 | 0 | 0 | 0 | 0 | 0 | 0 | 0 | 0 | 0 | 0 | 0 | 0 | 1 | 0 | .000 |
| May 18 | VANDERBILT | *p | 0 | 0 | 0 | 0 | 0 | 0 | 0 | 0 | 0 | 0 | 0 | 0 | 0 | 0 | 0 | 0 | 1 | 0 | .000 |
| May 24 | vs South Carolina | *p | 0 | 0 | 0 | 0 | 0 | 0 | 0 | 0 | 0 | 0 | 0 | 0 | 0 | 0 | 0 | 0 | 1 | 0 | .000 |
| Totals | | 11gs | 0 | 0 | 0 | 0 | 0 | 0 | 0 | 0 | 0 | 0 | 0 | 0 | 0 | 0 | 0 | 3 | 12 | 0 | .000 |

On base pct. .000 • Slugging pct. .000

#20 Mason Moore - 15 appearances (All games)

| Date | Opponent | GS | IP | H | R | ER | BB | SO | 2B | 3B | HR | WP | BK | HBP | IBB | Score | W-L | Sv | ERA | NP |
|--------|-------------------|----|------|----|----|----|----|----|----|----|----|----|----|-----|-----|--------|-----|----|------|-----|
| Feb 18 | at USC Upstate | * | 5.1 | 4 | 2 | 2 | 2 | 4 | 0 | 1 | 1 | 0 | 1 | 1 | 0 | 9-3 | 1-0 | 0 | 3.38 | 84 |
| Feb 25 | vs KANSAS | * | 4.1 | 6 | 2 | 2 | 3 | 5 | 1 | 0 | 0 | 0 | 0 | 0 | 0 | 8-5 | 1-0 | 0 | 3.72 | 95 |
| Mar 03 | LIPSCOMB | * | 5.0 | 3 | 1 | 1 | 2 | 7 | 0 | 0 | 1 | 2 | 0 | 1 | 0 | 9-1 | 2-0 | 0 | 3.07 | 85 |
| Mar 10 | KENNESAW STATE | * | 7.0 | 1 | 1 | 0 | 1 | 3 | 1 | 0 | 0 | 0 | 0 | 3 | 0 | 5-2 | 3-0 | 0 | 2.08 | 88 |
| Mar 17 | GEORGIA | * | 6.0 | 3 | 2 | 2 | 2 | 8 | 1 | 0 | 1 | 0 | 0 | 1 | 0 | 12-2 | 4-0 | 0 | 2.28 | 90 |
| Mar 24 | at Missouri | * | 5.0 | 6 | 4 | 4 | 2 | 6 | 1 | 0 | 1 | 0 | 0 | 0 | 0 | 7-6 | 5-0 | 0 | 3.03 | 94 |
| Mar 31 | at Ole Miss | * | 5.0 | 2 | 1 | 1 | 3 | 2 | 0 | 0 | 0 | 0 | 0 | 0 | 0 | 15-1 | 6-0 | 0 | 2.87 | 90 |
| Apr 07 | ALABAMA | * | 7.0 | 4 | 1 | 1 | 2 | 6 | 2 | 0 | 0 | 0 | 0 | 0 | 0 | 10-1 | 7-0 | 0 | 2.62 | 110 |
| Apr 13 | at Auburn | * | 2.1 | 4 | 6 | 5 | 5 | 2 | 1 | 0 | 1 | 0 | 0 | 0 | 0 | 13-8 | 7-0 | 0 | 3.45 | 70 |
| Apr 21 | TENNESSEE | * | 5.0 | 6 | 7 | 5 | 2 | 2 | 1 | 0 | 1 | 0 | 0 | 1 | 0 | 11-13 | 7-0 | 0 | 3.98 | 80 |
| Apr 28 | at South Carolina | * | 4.2 | 10 | 9 | 9 | 3 | 4 | 2 | 0 | 0 | 0 | 0 | 1 | 1 | 0-10 | 7-1 | 0 | 5.08 | 89 |
| May 05 | ARKANSAS | * | 5.0 | 3 | 2 | 2 | 4 | 6 | 0 | 0 | 0 | 0 | 0 | 2 | 0 | 7-4 | 8-1 | 0 | 4.96 | 93 |
| May 12 | at Florida | * | 6.2 | 3 | 2 | 2 | 4 | 6 | 1 | 0 | 0 | 0 | 0 | 0 | 1 | 7-5 | 8-1 | 0 | 4.74 | 110 |
| May 18 | VANDERBILT | * | 5.1 | 10 | 5 | 5 | 2 | 6 | 2 | 0 | 1 | 1 | 0 | 0 | 0 | 4-12 | 8-2 | 0 | 5.01 | 98 |
| May 24 | vs South Carolina | * | 4.2 | 5 | 6 | 6 | 5 | 3 | 0 | 0 | 2 | 0 | 0 | 2 | 2 | 5-6 | 8-3 | 0 | 5.40 | 82 |
| Totals | | 15 | 78.1 | 70 | 51 | 47 | 42 | 70 | 13 | 1 | 9 | 3 | 1 | 12 | 4 | 122-79 | 8-3 | 0 | 5.40 | - |

2024 Kentucky Baseball Individual Game-by-Game for Kentucky (as of Jun 01, 2024)

#9 Nick Lopez - 53 games (All games)

| Date | Opponent | Pos | AB | R | H | RBI | 2B | 3B | HR | BB | SB | CS | HBP | SAC | SF | GDP | K | PO | A | E | Avg |
|--------|---------------------|-------|-----|----|----|-----|----|----|----|----|----|----|-----|-----|----|-----|----|----|---|---|------|
| Feb 16 | at USC Upstate | *3b | 5 | 2 | 3 | 1 | 2 | 0 | 0 | 0 | 0 | 0 | 0 | 0 | 0 | 0 | 0 | 0 | 2 | 0 | .600 |
| Feb 17 | at USC Upstate | *3b | 4 | 1 | 1 | 0 | 0 | 0 | 0 | 1 | 0 | 0 | 0 | 0 | 0 | 0 | 0 | 1 | 2 | 0 | .444 |
| Feb 20 | MOREHEAD STATE | *3b | 2 | 0 | 1 | 0 | 1 | 0 | 0 | 0 | 0 | 0 | 0 | 0 | 0 | 0 | 0 | 2 | 1 | 3 | .455 |
| Feb 23 | vs WASHINGTON STA | *dh | 5 | 0 | 0 | 0 | 0 | 0 | 0 | 0 | 0 | 0 | 0 | 0 | 1 | 1 | 0 | 0 | 0 | 0 | .312 |
| Feb 27 | WESTERN KENTUCK | *1b | 4 | 0 | 2 | 0 | 0 | 1 | 0 | 0 | 0 | 0 | 0 | 0 | 0 | 1 | 0 | 8 | 1 | 0 | .350 |
| Mar 01 | LIPSCOMB | *1b | 3 | 1 | 1 | 0 | 0 | 0 | 0 | 0 | 0 | 0 | 0 | 0 | 0 | 0 | 0 | 2 | 0 | 0 | .348 |
| Mar 02 | LIPSCOMB | *1b | 3 | 3 | 2 | 2 | 2 | 0 | 0 | 2 | 1 | 0 | 0 | 0 | 0 | 0 | 0 | 4 | 0 | 0 | .385 |
| Mar 03 | LIPSCOMB | *1b | 5 | 0 | 2 | 0 | 0 | 0 | 0 | 0 | 0 | 0 | 0 | 0 | 0 | 0 | 0 | 6 | 0 | 0 | .387 |
| Mar 05 | EASTERN KENTUCKY | *1b | 4 | 1 | 1 | 3 | 0 | 0 | 1 | 0 | 0 | 0 | 0 | 0 | 0 | 0 | 0 | 7 | 0 | 0 | .371 |
| Mar 06 | at Eastern Kentucky | *1b | 3 | 1 | 0 | 3 | 0 | 0 | 0 | 0 | 0 | 0 | 0 | 0 | 2 | 0 | 0 | 5 | 1 | 1 | .342 |
| Mar 08 | KENNESAW STATE | *dh | 3 | 0 | 2 | 0 | 1 | 0 | 0 | 1 | 0 | 0 | 0 | 0 | 0 | 0 | 0 | 0 | 0 | 0 | .366 |
| Mar 09 | KENNESAW STATE | *dh | 4 | 0 | 2 | 1 | 1 | 0 | 0 | 0 | 0 | 0 | 0 | 0 | 0 | 0 | 0 | 0 | 0 | 0 | .378 |
| Mar 10 | KENNESAW STATE | *dh | 4 | 1 | 1 | 0 | 1 | 0 | 0 | 0 | 0 | 0 | 0 | 0 | 0 | 0 | 1 | 0 | 0 | 0 | .367 |
| Mar 12 | MURRAY STATE | *dh | 5 | 2 | 5 | 2 | 0 | 1 | 0 | 0 | 1 | 0 | 0 | 0 | 0 | 0 | 0 | 0 | 0 | 0 | .426 |
| Mar 15 | GEORGIA | *dh | 5 | 3 | 3 | 2 | 0 | 0 | 1 | 0 | 0 | 0 | 0 | 0 | 0 | 0 | 1 | 0 | 0 | 0 | .441 |
| Mar 16 | GEORGIA | *dh | 3 | 1 | 1 | 1 | 0 | 0 | 0 | 1 | 0 | 0 | 0 | 0 | 1 | 0 | 0 | 0 | 0 | 0 | .435 |
| Mar 17 | GEORGIA | *dh | 3 | 1 | 1 | 2 | 1 | 0 | 0 | 1 | 0 | 0 | 0 | 0 | 0 | 0 | 0 | 0 | 0 | 0 | .431 |
| Mar 19 | EVANSVILLE | *dh | 3 | 0 | 1 | 1 | 0 | 0 | 0 | 1 | 0 | 0 | 0 | 0 | 0 | 0 | 1 | 0 | 0 | 0 | .426 |
| Mar 22 | at Missouri | *dh | 6 | 2 | 2 | 0 | 1 | 0 | 0 | 0 | 0 | 0 | 0 | 0 | 0 | 1 | 0 | 0 | 0 | 0 | .419 |
| Mar 23 | at Missouri | *dh | 4 | 0 | 0 | 0 | 0 | 0 | 0 | 0 | 0 | 0 | 0 | 0 | 0 | 0 | 0 | 1 | 0 | 0 | .397 |
| Mar 24 | at Missouri | *dh | 4 | 2 | 2 | 0 | 0 | 0 | 0 | 0 | 0 | 0 | 0 | 0 | 0 | 0 | 0 | 0 | 0 | 0 | .402 |
| Mar 26 | MIAMI UNIVERSITY | *dh | 4 | 0 | 1 | 2 | 0 | 0 | 0 | 1 | 0 | 0 | 0 | 0 | 0 | 0 | 1 | 0 | 0 | 0 | .395 |
| Mar 29 | at Ole Miss | *dh | 3 | 1 | 1 | 0 | 1 | 0 | 0 | 1 | 0 | 0 | 0 | 0 | 0 | 0 | 0 | 0 | 0 | 0 | .393 |
| Mar 30 | at Ole Miss | *dh | 4 | 4 | 3 | 1 | 1 | 0 | 0 | 1 | 0 | 0 | 1 | 0 | 0 | 0 | 0 | 0 | 0 | 0 | .409 |
| Mar 31 | at Ole Miss | *dh | 4 | 1 | 2 | 2 | 0 | 0 | 0 | 0 | 0 | 0 | 0 | 0 | 0 | 0 | 0 | 0 | 0 | 0 | .412 |
| Apr 05 | ALABAMA | *dh | 3 | 1 | 0 | 0 | 0 | 0 | 0 | 0 | 0 | 0 | 1 | 0 | 0 | 0 | 1 | 0 | 0 | 0 | .400 |
| Apr 06 | ALABAMA | *dh | 3 | 1 | 0 | 0 | 0 | 0 | 0 | 1 | 0 | 0 | 0 | 0 | 0 | 0 | 1 | 0 | 0 | 0 | .388 |
| Apr 07 | ALABAMA | *dh | 4 | 2 | 2 | 0 | 1 | 0 | 0 | 0 | 0 | 0 | 0 | 0 | 0 | 0 | 0 | 0 | 0 | 0 | .393 |
| Apr 09 | at Samford | *dh | 4 | 1 | 2 | 0 | 0 | 0 | 0 | 0 | 0 | 0 | 0 | 0 | 0 | 0 | 1 | 0 | 0 | 0 | .396 |
| Apr 11 | at Auburn | *dh | 5 | 1 | 1 | 0 | 0 | 0 | 0 | 0 | 0 | 0 | 0 | 0 | 0 | 0 | 0 | 0 | 0 | 0 | .388 |
| Apr 12 | at Auburn | *dh | 5 | 1 | 1 | 0 | 1 | 0 | 0 | 0 | 0 | 0 | 0 | 0 | 0 | 0 | 1 | 0 | 0 | 0 | .380 |
| Apr 13 | at Auburn | *dh | 4 | 2 | 3 | 5 | 0 | 0 | 2 | 1 | 0 | 0 | 0 | 0 | 0 | 0 | 0 | 0 | 0 | 0 | .392 |
| Apr 16 | at Louisville | *dh | 4 | 3 | 3 | 1 | 0 | 0 | 0 | 2 | 0 | 0 | 0 | 0 | 0 | 1 | 0 | 0 | 0 | 0 | .403 |
| Apr 19 | TENNESSEE | *dh | 3 | 0 | 0 | 0 | 0 | 0 | 0 | 1 | 0 | 0 | 0 | 0 | 0 | 0 | 1 | 0 | 0 | 0 | .394 |
| Apr 20 | TENNESSEE | *dh | 4 | 1 | 1 | 0 | 0 | 0 | 0 | 0 | 0 | 0 | 0 | 0 | 0 | 0 | 1 | 0 | 0 | 0 | .390 |
| Apr 21 | TENNESSEE | *dh | 4 | 1 | 1 | 0 | 0 | 0 | 0 | 0 | 0 | 0 | 0 | 0 | 0 | 0 | 2 | 0 | 0 | 0 | .386 |
| Apr 26 | at South Carolina | *dh | 3 | 1 | 1 | 1 | 0 | 0 | 0 | 1 | 1 | 0 | 1 | 0 | 0 | 0 | 1 | 0 | 0 | 0 | .385 |
| Apr 27 | at South Carolina | *dh | 5 | 0 | 1 | 2 | 0 | 0 | 0 | 1 | 0 | 1 | 0 | 0 | 0 | 0 | 3 | 0 | 0 | 0 | .378 |
| Apr 28 | at South Carolina | *dh | 3 | 0 | 0 | 0 | 0 | 0 | 0 | 0 | 0 | 0 | 0 | 0 | 1 | 0 | 0 | 0 | 0 | 0 | .371 |
| May 03 | ARKANSAS | ph/dh | 1 | 0 | 0 | 0 | 0 | 0 | 0 | 0 | 0 | 0 | 0 | 0 | 0 | 0 | 0 | 0 | 0 | 0 | .368 |
| May 04 | ARKANSAS | *dh | 5 | 1 | 2 | 4 | 1 | 0 | 0 | 0 | 0 | 0 | 0 | 0 | 0 | 0 | 0 | 0 | 0 | 0 | .369 |
| May 05 | ARKANSAS | *dh | 4 | 2 | 2 | 2 | 0 | 0 | 1 | 0 | 0 | 0 | 0 | 0 | 0 | 0 | 1 | 0 | 0 | 0 | .373 |
| May 10 | at Florida | *dh | 2 | 2 | 2 | 5 | 2 | 0 | 0 | 3 | 0 | 0 | 0 | 0 | 1 | 0 | 0 | 0 | 0 | 0 | .380 |
| May 11 | at Florida | *dh | 4 | 0 | 0 | 0 | 0 | 0 | 0 | 0 | 0 | 0 | 0 | 0 | 0 | 0 | 0 | 0 | 0 | 0 | .371 |
| May 12 | at Florida | *dh | 5 | 0 | 2 | 0 | 1 | 0 | 0 | 0 | 0 | 0 | 0 | 0 | 0 | 0 | 0 | 0 | 0 | 0 | .372 |
| May 16 | VANDERBILT | *dh | 4 | 2 | 2 | 2 | 1 | 0 | 1 | 0 | 0 | 0 | 0 | 0 | 1 | 0 | 0 | 0 | 0 | 0 | .375 |
| May 17 | VANDERBILT | *dh | 3 | 3 | 2 | 1 | 0 | 0 | 0 | 2 | 0 | 0 | 0 | 0 | 0 | 0 | 0 | 0 | 0 | 0 | .380 |
| May 18 | VANDERBILT | *dh | 5 | 0 | 2 | 1 | 1 | 0 | 0 | 0 | 0 | 1 | 0 | 0 | 0 | 0 | 1 | 0 | 0 | 0 | .380 |
| May 22 | vs LSU | *dh | 3 | 0 | 0 | 0 | 0 | 0 | 0 | 0 | 0 | 0 | 0 | 0 | 0 | 0 | 0 | 0 | 0 | 0 | .374 |
| May 23 | vs Arkansas | *dh | 4 | 0 | 1 | 2 | 0 | 0 | 0 | 0 | 0 | 0 | 0 | 0 | 0 | 0 | 2 | 0 | 0 | 0 | .372 |
| May 24 | vs South Carolina | *dh | 4 | 2 | 1 | 0 | 0 | 0 | 0 | 0 | 0 | 0 | 0 | 0 | 0 | 0 | 1 | 0 | 0 | 0 | .369 |
| May 31 | WESTERN MICHIGAN | *dh | 4 | 1 | 1 | 1 | 1 | 0 | 0 | 0 | 0 | 0 | 0 | 0 | 1 | 0 | 1 | 0 | 0 | 0 | .367 |
| June 1 | ILLINOIS | *dh | 5 | 0 | 0 | 0 | 0 | 0 | 0 | 0 | 0 | 0 | 0 | 0 | 0 | 0 | 0 | 0 | 0 | 0 | .358 |
| Totals | | 52gs | 204 | 55 | 73 | 50 | 21 | 2 | 6 | 22 | 3 | 2 | 3 | 0 | 6 | 5 | 24 | 35 | 7 | 4 | .358 |

On base pct. .417 • Slugging pct. .569

2024 Kentucky Baseball Individual Game-by-Game for Kentucky (as of Jun 01, 2024)

#19 Nolan McCarthy - 52 games (All games)

| Date | Opponent | Pos | AB | R | H | RBI | 2B | 3B | HR | BB | SB | CS | HBP | SAC | SF | GDP | K | PO | A | E | Avg |
|--------|---------------------|--------|-----|----|----|-----|----|----|----|----|----|----|-----|-----|----|-----|----|-----|---|---|------|
| Feb 16 | at USC Upstate | *of | 5 | 1 | 1 | 1 | 1 | 0 | 0 | 0 | 0 | 0 | 0 | 0 | 0 | 0 | 0 | 3 | 0 | 0 | .200 |
| Feb 17 | at USC Upstate | *of | 4 | 0 | 0 | 0 | 0 | 0 | 0 | 0 | 1 | 0 | 0 | 0 | 0 | 0 | 1 | 3 | 0 | 0 | .111 |
| Feb 18 | at USC Upstate | *of | 4 | 0 | 1 | 1 | 0 | 0 | 0 | 0 | 0 | 0 | 0 | 0 | 0 | 0 | 0 | 0 | 0 | 0 | .154 |
| Feb 20 | MOREHEAD STATE | *of | 2 | 2 | 1 | 2 | 0 | 0 | 0 | 1 | 0 | 0 | 0 | 1 | 0 | 0 | 0 | 4 | 0 | 0 | .200 |
| Feb 23 | vs WASHINGTON STA | *of | 3 | 0 | 1 | 1 | 0 | 0 | 0 | 0 | 0 | 0 | 0 | 0 | 0 | 0 | 0 | 1 | 0 | 0 | .222 |
| Feb 24 | vs TEXAS STATE | *of | 3 | 1 | 1 | 1 | 0 | 0 | 0 | 1 | 0 | 0 | 1 | 0 | 0 | 0 | 0 | 3 | 0 | 0 | .238 |
| Feb 25 | vs KANSAS | *of | 4 | 0 | 1 | 0 | 0 | 0 | 0 | 0 | 1 | 0 | 0 | 0 | 0 | 0 | 3 | 5 | 0 | 0 | .240 |
| Feb 27 | WESTERN KENTUCK | *of/of | 3 | 0 | 0 | 0 | 0 | 0 | 0 | 1 | 0 | 0 | 0 | 0 | 0 | 0 | 0 | 1 | 0 | 0 | .214 |
| Mar 01 | LIPSCOMB | *of | 2 | 0 | 0 | 0 | 0 | 0 | 0 | 0 | 0 | 0 | 0 | 0 | 0 | 0 | 2 | 0 | 0 | 0 | .200 |
| Mar 06 | at Eastern Kentucky | *of | 2 | 0 | 0 | 0 | 0 | 0 | 0 | 0 | 0 | 0 | 0 | 0 | 0 | 0 | 2 | 0 | 0 | 0 | .188 |
| Mar 09 | KENNESAW STATE | ph/of | 1 | 0 | 0 | 0 | 0 | 0 | 0 | 0 | 0 | 0 | 0 | 0 | 0 | 0 | 0 | 0 | 0 | 0 | .182 |
| Mar 10 | KENNESAW STATE | of | 0 | 0 | 0 | 0 | 0 | 0 | 0 | 1 | 0 | 0 | 0 | 0 | 0 | 0 | 0 | 0 | 0 | 0 | .182 |
| Mar 12 | MURRAY STATE | *of | 4 | 1 | 1 | 0 | 0 | 1 | 0 | 0 | 0 | 0 | 0 | 0 | 0 | 0 | 2 | 1 | 0 | 0 | .189 |
| Mar 15 | GEORGIA | *of | 3 | 3 | 2 | 2 | 1 | 0 | 1 | 1 | 0 | 0 | 0 | 0 | 0 | 0 | 1 | 3 | 0 | 0 | .225 |
| Mar 16 | GEORGIA | *of | 4 | 1 | 1 | 0 | 0 | 0 | 0 | 0 | 0 | 0 | 0 | 0 | 0 | 0 | 1 | 3 | 0 | 0 | .227 |
| Mar 17 | GEORGIA | *of | 3 | 1 | 1 | 0 | 0 | 0 | 0 | 1 | 0 | 0 | 0 | 0 | 0 | 0 | 0 | 2 | 0 | 0 | .234 |
| Mar 19 | EVANSVILLE | *of | 3 | 2 | 1 | 2 | 1 | 0 | 0 | 1 | 1 | 0 | 0 | 0 | 0 | 1 | 0 | 1 | 0 | 0 | .240 |
| Mar 22 | at Missouri | *of | 4 | 1 | 1 | 1 | 0 | 0 | 0 | 0 | 1 | 0 | 1 | 0 | 0 | 0 | 2 | 2 | 0 | 0 | .241 |
| Mar 23 | at Missouri | *of | 4 | 1 | 2 | 0 | 1 | 0 | 0 | 0 | 0 | 0 | 0 | 0 | 0 | 0 | 0 | 0 | 0 | 0 | .259 |
| Mar 24 | at Missouri | *of/of | 3 | 1 | 1 | 1 | 0 | 0 | 0 | 0 | 0 | 0 | 0 | 1 | 0 | 0 | 0 | 2 | 0 | 0 | .262 |
| Mar 26 | MIAMI UNIVERSITY | *of/of | 4 | 0 | 0 | 0 | 0 | 0 | 0 | 1 | 0 | 0 | 0 | 0 | 0 | 0 | 1 | 5 | 0 | 0 | .246 |
| Mar 29 | at Ole Miss | *of | 4 | 0 | 0 | 0 | 0 | 0 | 0 | 0 | 0 | 0 | 0 | 0 | 0 | 0 | 0 | 5 | 0 | 0 | .232 |
| Mar 30 | at Ole Miss | *of | 6 | 4 | 3 | 6 | 0 | 0 | 2 | 0 | 0 | 0 | 0 | 0 | 0 | 0 | 1 | 2 | 0 | 0 | .253 |
| Mar 31 | at Ole Miss | *of | 4 | 2 | 2 | 1 | 0 | 0 | 0 | 0 | 0 | 0 | 0 | 0 | 0 | 0 | 1 | 1 | 0 | 0 | .266 |
| Apr 05 | ALABAMA | *of | 4 | 1 | 1 | 2 | 0 | 0 | 1 | 0 | 0 | 0 | 0 | 0 | 0 | 0 | 1 | 2 | 0 | 0 | .265 |
| Apr 06 | ALABAMA | *of | 3 | 1 | 1 | 1 | 0 | 0 | 0 | 1 | 0 | 0 | 0 | 0 | 0 | 0 | 0 | 3 | 0 | 0 | .267 |
| Apr 07 | ALABAMA | *of | 4 | 1 | 2 | 1 | 2 | 0 | 0 | 0 | 0 | 1 | 0 | 0 | 0 | 0 | 1 | 2 | 0 | 0 | .278 |
| Apr 09 | at Samford | *of | 3 | 0 | 0 | 0 | 0 | 0 | 0 | 0 | 0 | 0 | 1 | 0 | 0 | 0 | 1 | 2 | 0 | 0 | .269 |
| Apr 11 | at Auburn | *of | 4 | 0 | 1 | 0 | 1 | 0 | 0 | 0 | 0 | 0 | 0 | 0 | 0 | 0 | 0 | 1 | 0 | 0 | .268 |
| Apr 12 | at Auburn | *of | 5 | 1 | 3 | 1 | 0 | 0 | 1 | 0 | 0 | 1 | 0 | 0 | 0 | 0 | 0 | 4 | 1 | 0 | .284 |
| Apr 13 | at Auburn | *of | 5 | 2 | 2 | 0 | 0 | 0 | 0 | 0 | 0 | 0 | 0 | 0 | 0 | 0 | 2 | 2 | 0 | 0 | .290 |
| Apr 16 | at Louisville | *of/of | 5 | 2 | 2 | 1 | 0 | 0 | 0 | 0 | 0 | 0 | 1 | 0 | 0 | 0 | 2 | 6 | 0 | 0 | .295 |
| Apr 19 | TENNESSEE | *of | 4 | 2 | 2 | 1 | 0 | 0 | 1 | 0 | 0 | 0 | 0 | 0 | 0 | 0 | 0 | 3 | 0 | 0 | .302 |
| Apr 20 | TENNESSEE | *of | 4 | 0 | 1 | 0 | 0 | 0 | 0 | 0 | 0 | 0 | 0 | 0 | 0 | 0 | 2 | 1 | 0 | 0 | .300 |
| Apr 21 | TENNESSEE | *of | 4 | 2 | 2 | 2 | 0 | 0 | 1 | 0 | 0 | 0 | 1 | 0 | 0 | 0 | 0 | 5 | 0 | 0 | .306 |
| Apr 26 | at South Carolina | *of/of | 3 | 0 | 0 | 0 | 0 | 0 | 0 | 0 | 0 | 0 | 0 | 1 | 0 | 1 | 1 | 1 | 0 | 0 | .299 |
| Apr 27 | at South Carolina | *of | 5 | 0 | 1 | 0 | 0 | 0 | 0 | 0 | 1 | 0 | 0 | 0 | 0 | 1 | 1 | 6 | 0 | 0 | .295 |
| Apr 28 | at South Carolina | *of | 3 | 0 | 1 | 0 | 0 | 0 | 0 | 0 | 0 | 0 | 0 | 0 | 0 | 0 | 0 | 2 | 0 | 0 | .296 |
| May 03 | ARKANSAS | *of | 2 | 1 | 0 | 0 | 0 | 0 | 0 | 2 | 1 | 0 | 0 | 0 | 0 | 0 | 1 | 1 | 0 | 0 | .292 |
| May 04 | ARKANSAS | *of | 3 | 0 | 0 | 0 | 0 | 0 | 0 | 1 | 0 | 0 | 0 | 0 | 0 | 0 | 2 | 3 | 0 | 0 | .286 |
| May 05 | ARKANSAS | *of | 4 | 1 | 2 | 0 | 1 | 0 | 0 | 0 | 1 | 0 | 0 | 0 | 0 | 0 | 0 | 2 | 0 | 0 | .292 |
| May 10 | at Florida | *of/of | 5 | 0 | 0 | 0 | 0 | 0 | 0 | 0 | 0 | 0 | 0 | 0 | 0 | 0 | 1 | 6 | 0 | 0 | .282 |
| May 11 | at Florida | *of | 3 | 0 | 0 | 0 | 0 | 0 | 0 | 1 | 0 | 0 | 0 | 0 | 0 | 0 | 1 | 4 | 0 | 0 | .276 |
| May 12 | at Florida | *of/of | 4 | 2 | 1 | 1 | 0 | 0 | 0 | 1 | 0 | 0 | 0 | 0 | 0 | 0 | 2 | 1 | 0 | 0 | .276 |
| May 16 | VANDERBILT | *of | 3 | 0 | 0 | 1 | 0 | 0 | 0 | 0 | 0 | 0 | 1 | 0 | 1 | 0 | 1 | 3 | 0 | 0 | .270 |
| May 17 | VANDERBILT | *of | 3 | 0 | 2 | 3 | 0 | 0 | 0 | 0 | 0 | 0 | 2 | 0 | 0 | 0 | 0 | 1 | 0 | 0 | .278 |
| May 18 | VANDERBILT | *of | 4 | 0 | 2 | 1 | 0 | 0 | 0 | 0 | 0 | 0 | 0 | 0 | 0 | 0 | 2 | 1 | 0 | 0 | .283 |
| May 22 | vs LSU | *of | 2 | 0 | 0 | 0 | 0 | 0 | 0 | 0 | 0 | 0 | 1 | 0 | 0 | 0 | 2 | 1 | 0 | 0 | .280 |
| May 23 | vs Arkansas | *of | 4 | 0 | 1 | 0 | 0 | 0 | 0 | 0 | 0 | 0 | 0 | 0 | 0 | 0 | 1 | 2 | 0 | 0 | .279 |
| May 24 | vs South Carolina | *of | 2 | 0 | 1 | 2 | 1 | 0 | 0 | 0 | 0 | 1 | 1 | 1 | 0 | 0 | 0 | 1 | 0 | 0 | .282 |
| May 31 | WESTERN MICHIGAN | *of | 4 | 3 | 2 | 0 | 0 | 0 | 0 | 0 | 0 | 0 | 1 | 0 | 0 | 0 | 0 | 2 | 0 | 0 | .287 |
| June 1 | ILLINOIS | *of | 2 | 0 | 0 | 0 | 0 | 0 | 0 | 1 | 0 | 0 | 1 | 0 | 0 | 0 | 1 | 0 | 0 | 0 | .283 |
| Totals | | 50gs | 180 | 40 | 51 | 36 | 9 | 1 | 7 | 15 | 7 | 3 | 12 | 4 | 1 | 3 | 42 | 115 | 1 | 0 | .283 |

On base pct. .375 • Slugging pct. .461

2024 Kentucky Baseball Individual Game-by-Game for Kentucky (as of Jun 01, 2024)

#1 Patrick Herrera - 25 games (All games)

| Date | Opponent | Pos | AB | R | H | RBI | 2B | 3B | HR | BB | SB | CS | HBP | SAC | SF | GDP | K | PO | A | E | Avg | |
|--------|---------------------|--------|------|----|----|-----|----|----|----|----|----|----|-----|-----|----|-----|---|----|----|---|------|------|
| Feb 18 | at USC Upstate | *dh | 4 | 0 | 1 | 1 | 0 | 0 | 0 | 0 | 0 | 0 | 0 | 0 | 0 | 0 | 2 | 0 | 0 | 0 | .250 | |
| Feb 20 | MOREHEAD STATE | ph/dh | 0 | 1 | 0 | 1 | 0 | 0 | 0 | 0 | 0 | 0 | 1 | 0 | 0 | 0 | 0 | 0 | 0 | 0 | .250 | |
| Feb 23 | vs WASHINGTON STA | *of/of | 0 | 1 | 0 | 1 | 0 | 0 | 0 | 2 | 0 | 1 | 1 | 0 | 1 | 0 | 0 | 0 | 1 | 0 | .250 | |
| Feb 24 | vs TEXAS STATE | *of | 4 | 2 | 0 | 0 | 0 | 0 | 1 | 0 | 0 | 0 | 0 | 0 | 0 | 0 | 2 | 2 | 0 | 0 | .125 | |
| Feb 25 | vs KANSAS | *of | 5 | 1 | 1 | 3 | 0 | 1 | 0 | 0 | 0 | 0 | 0 | 0 | 0 | 0 | 0 | 1 | 0 | 0 | .154 | |
| Feb 27 | WESTERN KENTUCK | *of | 1 | 0 | 0 | 1 | 0 | 0 | 0 | 1 | 1 | 0 | 2 | 0 | 0 | 0 | 0 | 2 | 0 | 0 | .143 | |
| Mar 01 | LIPSCOMB | *of | 5 | 2 | 2 | 0 | 1 | 0 | 0 | 0 | 0 | 0 | 0 | 0 | 0 | 0 | 1 | 3 | 1 | 0 | .211 | |
| Mar 02 | LIPSCOMB | *of | 3 | 2 | 1 | 0 | 1 | 0 | 0 | 0 | 0 | 0 | 1 | 0 | 0 | 0 | 0 | 2 | 0 | 0 | .227 | |
| Mar 03 | LIPSCOMB | *of | 3 | 1 | 3 | 1 | 1 | 0 | 0 | 0 | 0 | 0 | 1 | 1 | 0 | 0 | 0 | 1 | 0 | 0 | .320 | |
| Mar 05 | EASTERN KENTUCKY | *of | 1 | 1 | 1 | 1 | 0 | 0 | 0 | 3 | 0 | 0 | 0 | 0 | 0 | 0 | 0 | 1 | 0 | 0 | .346 | |
| Mar 06 | at Eastern Kentucky | *of/of | 3 | 0 | 0 | 0 | 0 | 0 | 0 | 1 | 0 | 0 | 1 | 0 | 0 | 0 | 2 | 1 | 0 | 0 | .310 | |
| Mar 08 | KENNESAW STATE | *of | 4 | 0 | 1 | 0 | 0 | 0 | 0 | 0 | 0 | 0 | 0 | 0 | 0 | 0 | 2 | 1 | 0 | 0 | .303 | |
| Mar 09 | KENNESAW STATE | *of | 2 | 0 | 1 | 0 | 0 | 0 | 0 | 0 | 0 | 0 | 0 | 0 | 0 | 0 | 1 | 3 | 0 | 0 | .314 | |
| Mar 10 | KENNESAW STATE | *of | 2 | 1 | 1 | 1 | 0 | 0 | 0 | 1 | 0 | 0 | 0 | 0 | 0 | 0 | 0 | 0 | 0 | 0 | .324 | |
| Mar 15 | GEORGIA | *of | 3 | 1 | 0 | 0 | 0 | 0 | 0 | 0 | 0 | 0 | 0 | 0 | 0 | 0 | 2 | 0 | 0 | 0 | .300 | |
| Mar 24 | at Missouri | *of | 0 | 0 | 0 | 0 | 0 | 0 | 0 | 0 | 0 | 0 | 0 | 0 | 0 | 0 | 0 | 0 | 0 | 0 | .300 | |
| Mar 26 | MIAMI UNIVERSITY | *of | 0 | 2 | 0 | 1 | 0 | 0 | 0 | 4 | 0 | 0 | 2 | 0 | 0 | 0 | 0 | 0 | 0 | 0 | .300 | |
| Mar 30 | at Ole Miss | *of | 2 | 0 | 1 | 0 | 0 | 0 | 0 | 0 | 0 | 0 | 0 | 0 | 0 | 0 | 1 | 1 | 0 | 0 | .310 | |
| Apr 21 | TENNESSEE | ph/of | 2 | 0 | 1 | 0 | 0 | 0 | 0 | 0 | 0 | 0 | 0 | 0 | 0 | 0 | 1 | 0 | 0 | 0 | .318 | |
| Apr 26 | at South Carolina | ph/of | 1 | 0 | 0 | 1 | 0 | 0 | 0 | 0 | 0 | 0 | 0 | 1 | 0 | 0 | 1 | 0 | 0 | 0 | .311 | |
| May 03 | ARKANSAS | *of | 2 | 0 | 0 | 0 | 0 | 0 | 0 | 0 | 0 | 0 | 0 | 1 | 0 | 0 | 1 | 3 | 0 | 0 | .298 | |
| May 11 | at Florida | *3b | 2 | 0 | 0 | 0 | 0 | 0 | 0 | 1 | 0 | 0 | 0 | 0 | 0 | 0 | 0 | 1 | 2 | 0 | .286 | |
| May 12 | at Florida | *3b | 3 | 0 | 2 | 4 | 1 | 0 | 0 | 1 | 0 | 1 | 1 | 0 | 0 | 0 | 1 | 0 | 3 | 0 | .308 | |
| May 18 | VANDERBILT | ph/of | 2 | 0 | 1 | 0 | 0 | 0 | 0 | 0 | 0 | 0 | 0 | 0 | 0 | 0 | 1 | 1 | 0 | 0 | .315 | |
| May 24 | vs South Carolina | ph | 1 | 0 | 0 | 0 | 0 | 0 | 0 | 0 | 0 | 0 | 0 | 0 | 0 | 0 | 1 | 0 | 0 | 0 | .309 | |
| Totals | | | 19gs | 55 | 15 | 17 | 16 | 4 | 1 | 0 | 15 | 1 | 2 | 10 | 3 | 1 | 0 | 19 | 23 | 7 | 0 | .309 |

On base pct. .519 • Slugging pct. .418

#6 Reuben Church - 21 games (All games)

| Date | Opponent | Pos | AB | R | H | RBI | 2B | 3B | HR | BB | SB | CS | HBP | SAC | SF | GDP | K | PO | A | E | Avg |
|--------|---------------------|-------|-----|----|---|-----|----|----|----|----|----|----|-----|-----|----|-----|----|----|---|---|------|
| Feb 16 | at USC Upstate | *dh | 5 | 1 | 1 | 1 | 1 | 0 | 0 | 0 | 0 | 0 | 0 | 0 | 0 | 0 | 2 | 0 | 0 | 0 | .200 |
| Feb 17 | at USC Upstate | *dh | 3 | 0 | 0 | 0 | 0 | 0 | 0 | 0 | 0 | 0 | 0 | 0 | 0 | 0 | 2 | 0 | 0 | 0 | .125 |
| Feb 23 | vs WASHINGTON STA | 3b | 0 | 0 | 0 | 0 | 0 | 0 | 0 | 0 | 0 | 0 | 0 | 0 | 0 | 0 | 0 | 0 | 0 | 0 | .125 |
| Feb 24 | vs TEXAS STATE | *1b | 3 | 0 | 0 | 0 | 0 | 0 | 0 | 0 | 0 | 0 | 2 | 0 | 0 | 0 | 2 | 11 | 0 | 0 | .091 |
| Mar 01 | LIPSCOMB | ph | 0 | 0 | 0 | 0 | 0 | 0 | 0 | 1 | 0 | 0 | 0 | 0 | 0 | 0 | 0 | 0 | 0 | 0 | .091 |
| Mar 02 | LIPSCOMB | 3b | 0 | 0 | 0 | 0 | 0 | 0 | 0 | 0 | 0 | 0 | 0 | 0 | 0 | 0 | 0 | 0 | 0 | 0 | .091 |
| Mar 03 | LIPSCOMB | 3b | 0 | 0 | 0 | 0 | 0 | 0 | 0 | 0 | 0 | 0 | 0 | 0 | 0 | 0 | 0 | 0 | 0 | 0 | .091 |
| Mar 05 | EASTERN KENTUCKY | ph | 0 | 1 | 0 | 0 | 0 | 0 | 0 | 0 | 0 | 0 | 1 | 0 | 0 | 0 | 0 | 0 | 0 | 0 | .091 |
| Mar 06 | at Eastern Kentucky | 3b | 1 | 0 | 1 | 2 | 1 | 0 | 0 | 0 | 0 | 0 | 0 | 0 | 0 | 0 | 0 | 0 | 0 | 0 | .167 |
| Mar 09 | KENNESAW STATE | ph | 0 | 0 | 0 | 0 | 0 | 0 | 0 | 1 | 0 | 0 | 0 | 0 | 0 | 0 | 0 | 0 | 0 | 0 | .167 |
| Mar 12 | MURRAY STATE | *3b | 3 | 0 | 0 | 0 | 0 | 0 | 0 | 0 | 0 | 0 | 1 | 0 | 0 | 0 | 0 | 0 | 1 | 0 | .133 |
| Mar 15 | GEORGIA | *3b | 3 | 1 | 1 | 1 | 1 | 0 | 0 | 1 | 0 | 0 | 0 | 0 | 0 | 0 | 1 | 0 | 1 | 0 | .167 |
| Mar 16 | GEORGIA | *3b | 2 | 1 | 0 | 0 | 0 | 0 | 0 | 0 | 0 | 0 | 1 | 0 | 0 | 0 | 1 | 0 | 0 | 0 | .150 |
| Mar 19 | EVANSVILLE | *3b | 2 | 1 | 1 | 0 | 0 | 0 | 0 | 1 | 0 | 0 | 1 | 0 | 0 | 0 | 0 | 0 | 1 | 0 | .182 |
| Mar 22 | at Missouri | 3b | 1 | 1 | 1 | 1 | 0 | 0 | 0 | 0 | 0 | 0 | 0 | 0 | 0 | 0 | 0 | 0 | 1 | 0 | .217 |
| Mar 23 | at Missouri | ph | 1 | 0 | 0 | 0 | 0 | 0 | 0 | 0 | 0 | 0 | 0 | 0 | 0 | 0 | 1 | 0 | 0 | 0 | .208 |
| Mar 31 | at Ole Miss | ph | 1 | 0 | 0 | 0 | 0 | 0 | 0 | 0 | 0 | 0 | 0 | 0 | 0 | 0 | 1 | 0 | 0 | 0 | .200 |
| Apr 07 | ALABAMA | ph/3b | 1 | 0 | 0 | 0 | 0 | 0 | 0 | 0 | 0 | 0 | 0 | 0 | 0 | 0 | 0 | 0 | 0 | 0 | .192 |
| Apr 21 | TENNESSEE | dh | 1 | 0 | 0 | 0 | 0 | 0 | 0 | 0 | 0 | 0 | 0 | 0 | 0 | 0 | 0 | 0 | 0 | 0 | .185 |
| May 03 | ARKANSAS | *dh | 3 | 0 | 1 | 0 | 0 | 0 | 0 | 0 | 0 | 0 | 0 | 0 | 0 | 0 | 2 | 0 | 0 | 0 | .200 |
| May 10 | at Florida | *3b | 3 | 0 | 0 | 0 | 0 | 0 | 0 | 0 | 0 | 0 | 0 | 0 | 0 | 0 | 2 | 0 | 2 | 1 | .182 |
| Totals | | | 9gs | 33 | 6 | 6 | 5 | 3 | 0 | 4 | 0 | 0 | 6 | 0 | 0 | 0 | 14 | 11 | 6 | 1 | .182 |

On base pct. .372 • Slugging pct. .273

#24 Ryan Hagenow - 2 games (All games)

| Date | Opponent | Pos | AB | R | H | RBI | 2B | 3B | HR | BB | SB | CS | HBP | SAC | SF | GDP | K | PO | A | E | Avg |
|--------|-------------|-----|-----|---|---|-----|----|----|----|----|----|----|-----|-----|----|-----|---|----|---|---|------|
| May 17 | VANDERBILT | p | 0 | 0 | 0 | 0 | 0 | 0 | 0 | 0 | 0 | 0 | 0 | 0 | 0 | 0 | 0 | 1 | 1 | 0 | .000 |
| May 23 | vs Arkansas | p | 0 | 0 | 0 | 0 | 0 | 0 | 0 | 0 | 0 | 0 | 0 | 0 | 0 | 0 | 0 | 1 | 0 | 0 | .000 |
| Totals | | | 0gs | 0 | 0 | 0 | 0 | 0 | 0 | 0 | 0 | 0 | 0 | 0 | 0 | 0 | 0 | 2 | 1 | 0 | .000 |

On base pct. .000 • Slugging pct. .000

2024 Kentucky Baseball Individual Game-by-Game for Kentucky (as of Jun 01, 2024)

#24 Ryan Hagenow - 12 appearances (All games)

| Date | Opponent | GS | IP | H | R | ER | BB | SO | 2B | 3B | HR | WP | BK | HBP | IBB | Score | W-L | Sv | ERA | NP |
|--------|-------------------|----|------|----|---|----|----|----|----|----|----|----|----|-----|-----|--------|-----|----|------|----|
| Feb 17 | at USC Upstate | | 3.0 | 1 | 0 | 0 | 1 | 1 | 0 | 0 | 0 | 0 | 0 | 2 | 0 | 3-0 | 0-0 | 0 | 0.00 | 43 |
| Feb 24 | vs TEXAS STATE | | 2.0 | 1 | 0 | 0 | 0 | 1 | 0 | 0 | 0 | 0 | 0 | 1 | 0 | 11-5 | 0-0 | 0 | 0.00 | 27 |
| Apr 09 | at Samford | | 1.0 | 0 | 0 | 0 | 0 | 2 | 0 | 0 | 0 | 0 | 0 | 0 | 0 | 7-9 | 0-0 | 0 | 0.00 | 12 |
| Apr 13 | at Auburn | | 1.0 | 0 | 0 | 0 | 0 | 1 | 0 | 0 | 0 | 0 | 0 | 0 | 0 | 13-8 | 0-0 | 0 | 0.00 | 11 |
| Apr 20 | TENNESSEE | | 1.1 | 3 | 0 | 0 | 0 | 1 | 0 | 0 | 0 | 0 | 0 | 1 | 0 | 4-9 | 0-0 | 0 | 0.00 | 29 |
| Apr 27 | at South Carolina | | 0.2 | 0 | 0 | 0 | 1 | 1 | 0 | 0 | 0 | 0 | 0 | 0 | 0 | 15-13 | 0-0 | 1 | 0.00 | 15 |
| May 04 | ARKANSAS | | 2.0 | 1 | 1 | 1 | 2 | 3 | 0 | 0 | 0 | 1 | 0 | 0 | 0 | 11-3 | 0-0 | 1 | 0.82 | 43 |
| May 10 | at Florida | | 0.2 | 1 | 0 | 0 | 0 | 0 | 0 | 0 | 0 | 0 | 0 | 0 | 0 | 12-11 | 0-0 | 2 | 0.77 | 14 |
| May 12 | at Florida | | 0.2 | 1 | 2 | 2 | 1 | 1 | 0 | 0 | 0 | 0 | 0 | 1 | 0 | 7-5 | 1-0 | 2 | 2.19 | 20 |
| May 17 | VANDERBILT | | 2.0 | 2 | 0 | 0 | 0 | 2 | 0 | 0 | 0 | 0 | 0 | 0 | 0 | 17-7 | 2-0 | 2 | 1.88 | 33 |
| May 23 | vs Arkansas | | 2.0 | 2 | 1 | 1 | 2 | 0 | 1 | 0 | 1 | 1 | 0 | 0 | 0 | 9-6 | 2-0 | 2 | 2.20 | 49 |
| June 1 | ILLINOIS | | 2.0 | 1 | 0 | 0 | 1 | 3 | 0 | 0 | 0 | 0 | 0 | 1 | 0 | 6-1 | 2-0 | 3 | 1.96 | 31 |
| Totals | | 0 | 18.1 | 13 | 4 | 4 | 8 | 16 | 1 | 0 | 1 | 2 | 0 | 6 | 0 | 115-77 | 2-0 | 3 | 1.96 | - |

#29 Robert Hogan - 4 games (All games)

| Date | Opponent | Pos | AB | R | H | RBI | 2B | 3B | HR | BB | SB | CS | HBP | SAC | SF | GDP | K | PO | A | E | Avg | |
|--------|---------------------|-----|----|---|---|-----|----|----|----|----|----|----|-----|-----|----|-----|---|----|---|---|-----|------|
| Mar 06 | at Eastern Kentucky | p | 0 | 0 | 0 | 0 | 0 | 0 | 0 | 0 | 0 | 0 | 0 | 0 | 0 | 0 | 0 | 0 | 0 | 0 | 0 | .000 |
| May 12 | at Florida | p | 0 | 0 | 0 | 0 | 0 | 0 | 0 | 0 | 0 | 0 | 0 | 0 | 0 | 0 | 0 | 0 | 1 | 0 | 0 | .000 |
| May 16 | VANDERBILT | p | 0 | 0 | 0 | 0 | 0 | 0 | 0 | 0 | 0 | 0 | 0 | 0 | 0 | 0 | 0 | 1 | 0 | 0 | 0 | .000 |
| May 31 | WESTERN MICHIGAN | p | 0 | 0 | 0 | 0 | 0 | 0 | 0 | 0 | 0 | 0 | 0 | 0 | 0 | 0 | 0 | 0 | 1 | 0 | 0 | .000 |
| Totals | | ogs | 0 | 0 | 0 | 0 | 0 | 0 | 0 | 0 | 0 | 0 | 0 | 0 | 0 | 0 | 0 | 2 | 2 | 0 | 0 | .000 |

On base pct. .000 • Slugging pct. .000

#29 Robert Hogan - 21 appearances (All games)

| Date | Opponent | GS | IP | H | R | ER | BB | SO | 2B | 3B | HR | WP | BK | HBP | IBB | Score | W-L | Sv | ERA | NP |
|--------|---------------------|----|------|----|----|----|----|----|----|----|----|----|----|-----|-----|---------|-----|----|------|----|
| Feb 27 | WESTERN KENTUCK | | 1.0 | 0 | 0 | 0 | 1 | 1 | 0 | 0 | 0 | 0 | 0 | 0 | 0 | 5-0 | 0-0 | 0 | 0.00 | 12 |
| Mar 02 | LIPSCOMB | | 1.0 | 0 | 0 | 0 | 0 | 0 | 0 | 0 | 0 | 0 | 0 | 0 | 0 | 16-1 | 0-0 | 0 | 0.00 | 7 |
| Mar 06 | at Eastern Kentucky | | 3.0 | 0 | 0 | 0 | 0 | 2 | 0 | 0 | 0 | 0 | 0 | 0 | 0 | 5-2 | 0-0 | 0 | 0.00 | 42 |
| Mar 09 | KENNESAW STATE | | 1.0 | 0 | 0 | 0 | 0 | 0 | 0 | 0 | 0 | 0 | 0 | 0 | 0 | 2-10 | 0-0 | 0 | 0.00 | 8 |
| Mar 12 | MURRAY STATE | | 2.0 | 1 | 0 | 0 | 1 | 2 | 0 | 0 | 0 | 0 | 0 | 0 | 0 | 10-6 | 0-0 | 0 | 0.00 | 28 |
| Mar 15 | GEORGIA | | 0.0 | 0 | 2 | 1 | 1 | 0 | 0 | 0 | 0 | 0 | 0 | 1 | 0 | 16-10 | 0-0 | 0 | 1.12 | 13 |
| Mar 19 | EVANSVILLE | | 1.0 | 0 | 0 | 0 | 0 | 1 | 0 | 0 | 0 | 0 | 0 | 0 | 0 | 11-3 | 0-0 | 0 | 1.00 | 7 |
| Mar 23 | at Missouri | | 1.0 | 0 | 0 | 0 | 1 | 1 | 0 | 0 | 0 | 0 | 0 | 0 | 0 | 1-2 | 0-0 | 0 | 0.90 | 18 |
| Mar 26 | MIAMI UNIVERSITY | | 2.0 | 1 | 2 | 2 | 0 | 1 | 0 | 0 | 1 | 0 | 0 | 1 | 0 | 9-5 | 0-0 | 0 | 2.25 | 17 |
| Mar 30 | at Ole Miss | | 0.1 | 0 | 0 | 0 | 2 | 0 | 0 | 0 | 0 | 0 | 0 | 0 | 0 | 17-9 | 0-0 | 0 | 2.19 | 13 |
| Apr 09 | at Samford | | 2.1 | 1 | 1 | 1 | 1 | 3 | 0 | 0 | 0 | 0 | 0 | 0 | 0 | 7-9 | 0-0 | 0 | 2.45 | 33 |
| Apr 13 | at Auburn | | 3.0 | 1 | 0 | 0 | 2 | 2 | 0 | 0 | 0 | 0 | 0 | 1 | 0 | 13-8 | 1-0 | 0 | 2.04 | 36 |
| Apr 20 | TENNESSEE | | 3.2 | 3 | 3 | 2 | 1 | 4 | 0 | 0 | 2 | 1 | 0 | 1 | 0 | 4-9 | 1-0 | 0 | 2.53 | 66 |
| Apr 27 | at South Carolina | | 2.0 | 3 | 3 | 3 | 1 | 1 | 0 | 0 | 1 | 1 | 0 | 0 | 0 | 15-13 | 1-0 | 0 | 3.47 | 38 |
| May 04 | ARKANSAS | | 0.2 | 0 | 0 | 0 | 0 | 2 | 0 | 0 | 0 | 0 | 0 | 0 | 0 | 11-3 | 1-0 | 0 | 3.38 | 9 |
| May 05 | ARKANSAS | | 1.0 | 1 | 0 | 0 | 0 | 2 | 0 | 0 | 0 | 0 | 0 | 0 | 0 | 7-4 | 1-0 | 0 | 3.24 | 22 |
| May 10 | at Florida | | 1.0 | 1 | 1 | 0 | 1 | 1 | 0 | 0 | 0 | 1 | 0 | 0 | 1 | 12-11 | 1-0 | 0 | 3.12 | 17 |
| May 12 | at Florida | | 1.2 | 3 | 1 | 1 | 0 | 0 | 0 | 0 | 1 | 0 | 0 | 0 | 0 | 7-5 | 1-0 | 0 | 3.25 | 15 |
| May 16 | VANDERBILT | | 2.0 | 2 | 1 | 1 | 1 | 3 | 0 | 0 | 0 | 0 | 0 | 0 | 0 | 10-5 | 1-0 | 0 | 3.34 | 35 |
| May 22 | vs LSU | | 3.0 | 1 | 0 | 0 | 1 | 5 | 0 | 0 | 0 | 0 | 0 | 0 | 0 | 0-11 | 1-0 | 0 | 3.03 | 48 |
| May 31 | WESTERN MICHIGAN | | 3.1 | 2 | 0 | 0 | 2 | 4 | 1 | 0 | 0 | 0 | 0 | 1 | 0 | 10-8 | 1-0 | 1 | 2.75 | 50 |
| Totals | | 0 | 36.0 | 20 | 14 | 11 | 16 | 35 | 1 | 0 | 5 | 3 | 0 | 5 | 1 | 188-134 | 1-0 | 1 | 2.75 | - |

2024 Kentucky Baseball Individual Game-by-Game for Kentucky (as of Jun 01, 2024)

#25 Ryan Nicholson - 53 games (All games)

| Date | Opponent | Pos | AB | R | H | RBI | 2B | 3B | HR | BB | SB | CS | HBP | SAC | SF | GDP | K | PO | A | E | Avg |
|--------|---------------------|-------|-----|----|----|-----|----|----|----|----|----|----|-----|-----|----|-----|----|-----|----|---|------|
| Feb 16 | at USC Upstate | *1b | 5 | 0 | 2 | 1 | 1 | 0 | 0 | 0 | 0 | 0 | 0 | 0 | 0 | 0 | 0 | 12 | 0 | 0 | .400 |
| Feb 17 | at USC Upstate | *1b | 4 | 0 | 1 | 0 | 0 | 0 | 0 | 1 | 1 | 0 | 0 | 0 | 0 | 0 | 1 | 5 | 0 | 0 | .333 |
| Feb 18 | at USC Upstate | *1b | 5 | 0 | 1 | 0 | 0 | 0 | 0 | 0 | 0 | 0 | 0 | 0 | 0 | 0 | 3 | 12 | 1 | 0 | .286 |
| Feb 20 | MOREHEAD STATE | *1b | 3 | 0 | 1 | 3 | 1 | 0 | 0 | 2 | 0 | 0 | 0 | 0 | 0 | 0 | 0 | 7 | 0 | 0 | .294 |
| Feb 23 | vs WASHINGTON STA | *1b | 5 | 0 | 0 | 0 | 0 | 0 | 0 | 0 | 0 | 0 | 0 | 0 | 0 | 0 | 3 | 9 | 0 | 0 | .227 |
| Feb 25 | vs KANSAS | *1b | 4 | 0 | 0 | 0 | 0 | 0 | 0 | 0 | 0 | 0 | 0 | 0 | 0 | 0 | 1 | 7 | 0 | 0 | .192 |
| Mar 01 | LIPSCOMB | 1b | 0 | 1 | 0 | 0 | 0 | 0 | 0 | 1 | 0 | 0 | 0 | 0 | 0 | 0 | 0 | 2 | 0 | 0 | .192 |
| Mar 02 | LIPSCOMB | ph | 1 | 0 | 1 | 2 | 0 | 0 | 0 | 0 | 0 | 0 | 0 | 0 | 0 | 0 | 0 | 0 | 0 | 0 | .222 |
| Mar 03 | LIPSCOMB | ph/1b | 1 | 0 | 1 | 0 | 1 | 0 | 0 | 0 | 0 | 0 | 0 | 0 | 0 | 0 | 0 | 1 | 0 | 0 | .250 |
| Mar 06 | at Eastern Kentucky | ph | 1 | 0 | 0 | 0 | 0 | 0 | 0 | 0 | 0 | 0 | 0 | 0 | 0 | 0 | 0 | 0 | 0 | 0 | .241 |
| Mar 08 | KENNESAW STATE | *1b | 3 | 0 | 0 | 0 | 0 | 0 | 0 | 0 | 0 | 0 | 0 | 0 | 0 | 0 | 2 | 10 | 0 | 0 | .219 |
| Mar 09 | KENNESAW STATE | *1b | 4 | 0 | 0 | 0 | 0 | 0 | 0 | 0 | 0 | 0 | 0 | 0 | 0 | 0 | 0 | 11 | 1 | 0 | .194 |
| Mar 10 | KENNESAW STATE | *1b | 2 | 0 | 0 | 1 | 0 | 0 | 0 | 1 | 0 | 0 | 0 | 1 | 0 | 0 | 1 | 12 | 2 | 1 | .184 |
| Mar 12 | MURRAY STATE | *1b | 2 | 1 | 1 | 3 | 0 | 0 | 1 | 1 | 0 | 0 | 0 | 1 | 0 | 0 | 0 | 7 | 1 | 0 | .200 |
| Mar 15 | GEORGIA | *1b | 4 | 0 | 2 | 1 | 0 | 0 | 0 | 1 | 0 | 0 | 0 | 0 | 0 | 0 | 1 | 7 | 0 | 0 | .227 |
| Mar 16 | GEORGIA | *1b | 4 | 0 | 1 | 2 | 1 | 0 | 0 | 0 | 0 | 0 | 0 | 0 | 0 | 0 | 0 | 7 | 0 | 0 | .229 |
| Mar 17 | GEORGIA | *1b | 3 | 3 | 2 | 3 | 0 | 0 | 2 | 1 | 0 | 0 | 0 | 0 | 0 | 0 | 1 | 7 | 0 | 0 | .255 |
| Mar 19 | EVANSVILLE | *1b | 4 | 2 | 2 | 0 | 0 | 0 | 0 | 0 | 0 | 0 | 0 | 0 | 0 | 0 | 1 | 9 | 1 | 0 | .273 |
| Mar 22 | at Missouri | *1b | 3 | 1 | 0 | 0 | 0 | 0 | 0 | 1 | 0 | 0 | 1 | 0 | 0 | 0 | 1 | 8 | 0 | 0 | .259 |
| Mar 23 | at Missouri | *1b | 4 | 0 | 1 | 0 | 0 | 0 | 0 | 0 | 1 | 0 | 0 | 0 | 0 | 0 | 0 | 6 | 0 | 0 | .258 |
| Mar 24 | at Missouri | *1b | 3 | 3 | 2 | 1 | 0 | 0 | 1 | 0 | 0 | 0 | 1 | 0 | 0 | 0 | 0 | 5 | 0 | 0 | .277 |
| Mar 26 | MIAMI UNIVERSITY | *1b | 4 | 1 | 1 | 1 | 1 | 0 | 0 | 1 | 0 | 0 | 0 | 0 | 0 | 0 | 0 | 8 | 1 | 0 | .275 |
| Mar 29 | at Ole Miss | *1b | 4 | 0 | 1 | 0 | 0 | 0 | 0 | 0 | 0 | 0 | 0 | 0 | 0 | 0 | 1 | 10 | 0 | 0 | .274 |
| Mar 30 | at Ole Miss | *1b | 3 | 1 | 0 | 1 | 0 | 0 | 0 | 3 | 0 | 0 | 0 | 0 | 0 | 1 | 1 | 9 | 1 | 0 | .263 |
| Mar 31 | at Ole Miss | *1b | 3 | 1 | 1 | 3 | 1 | 0 | 0 | 1 | 0 | 0 | 0 | 0 | 0 | 0 | 1 | 9 | 0 | 0 | .266 |
| Apr 05 | ALABAMA | *1b | 2 | 1 | 0 | 0 | 0 | 0 | 0 | 1 | 0 | 0 | 1 | 0 | 0 | 0 | 1 | 9 | 3 | 1 | .259 |
| Apr 06 | ALABAMA | *1b | 4 | 0 | 0 | 0 | 0 | 0 | 0 | 0 | 0 | 0 | 0 | 0 | 0 | 0 | 2 | 6 | 0 | 0 | .247 |
| Apr 07 | ALABAMA | *1b | 5 | 3 | 3 | 5 | 0 | 0 | 2 | 0 | 0 | 0 | 0 | 0 | 0 | 0 | 0 | 10 | 0 | 0 | .267 |
| Apr 09 | at Samford | *1b | 2 | 1 | 0 | 0 | 0 | 0 | 0 | 2 | 0 | 0 | 0 | 0 | 0 | 0 | 2 | 5 | 0 | 0 | .261 |
| Apr 11 | at Auburn | *1b | 3 | 1 | 3 | 3 | 0 | 0 | 1 | 1 | 0 | 0 | 0 | 0 | 0 | 0 | 0 | 9 | 0 | 1 | .284 |
| Apr 12 | at Auburn | *1b | 5 | 2 | 2 | 3 | 0 | 0 | 2 | 0 | 0 | 0 | 0 | 0 | 0 | 0 | 0 | 9 | 1 | 0 | .290 |
| Apr 13 | at Auburn | *1b | 5 | 2 | 2 | 1 | 0 | 0 | 1 | 0 | 0 | 0 | 0 | 0 | 0 | 0 | 1 | 4 | 1 | 0 | .295 |
| Apr 16 | at Louisville | *1b | 4 | 1 | 3 | 3 | 0 | 0 | 1 | 2 | 1 | 0 | 0 | 0 | 0 | 0 | 1 | 6 | 0 | 0 | .312 |
| Apr 19 | TENNESSEE | *1b | 3 | 1 | 1 | 0 | 0 | 0 | 0 | 0 | 0 | 0 | 1 | 0 | 0 | 0 | 1 | 10 | 0 | 0 | .312 |
| Apr 20 | TENNESSEE | *1b | 3 | 0 | 1 | 0 | 0 | 0 | 0 | 1 | 0 | 0 | 0 | 0 | 0 | 0 | 2 | 5 | 0 | 1 | .313 |
| Apr 21 | TENNESSEE | *1b | 5 | 1 | 3 | 1 | 0 | 0 | 1 | 0 | 0 | 0 | 0 | 0 | 0 | 0 | 2 | 9 | 0 | 1 | .325 |
| Apr 26 | at South Carolina | *1b | 4 | 0 | 1 | 2 | 0 | 0 | 0 | 0 | 0 | 0 | 0 | 0 | 0 | 0 | 2 | 9 | 0 | 0 | .323 |
| Apr 27 | at South Carolina | *1b | 4 | 3 | 2 | 2 | 0 | 0 | 2 | 1 | 0 | 0 | 0 | 0 | 0 | 0 | 0 | 2 | 0 | 1 | .328 |
| Apr 28 | at South Carolina | *1b | 3 | 0 | 0 | 0 | 0 | 0 | 0 | 0 | 0 | 0 | 0 | 0 | 1 | 0 | 0 | 7 | 0 | 0 | .321 |
| May 03 | ARKANSAS | *1b | 4 | 0 | 0 | 0 | 0 | 0 | 0 | 0 | 0 | 0 | 0 | 0 | 0 | 0 | 3 | 9 | 0 | 0 | .311 |
| May 04 | ARKANSAS | *1b | 5 | 0 | 0 | 0 | 0 | 0 | 0 | 0 | 0 | 0 | 0 | 0 | 0 | 0 | 2 | 7 | 1 | 0 | .300 |
| May 05 | ARKANSAS | *1b | 4 | 0 | 1 | 0 | 0 | 0 | 0 | 0 | 0 | 0 | 0 | 0 | 0 | 0 | 0 | 7 | 0 | 0 | .299 |
| May 10 | at Florida | *1b | 5 | 2 | 2 | 5 | 0 | 0 | 2 | 0 | 0 | 0 | 0 | 0 | 0 | 0 | 1 | 8 | 0 | 0 | .302 |
| May 11 | at Florida | *1b | 4 | 0 | 1 | 0 | 0 | 0 | 0 | 0 | 0 | 0 | 0 | 0 | 0 | 0 | 0 | 3 | 0 | 0 | .301 |
| May 12 | at Florida | *1b | 2 | 1 | 0 | 1 | 0 | 0 | 0 | 2 | 0 | 0 | 0 | 0 | 1 | 0 | 0 | 13 | 0 | 1 | .297 |
| May 16 | VANDERBILT | *1b | 4 | 1 | 0 | 0 | 0 | 0 | 0 | 1 | 0 | 0 | 0 | 0 | 0 | 0 | 3 | 6 | 1 | 0 | .289 |
| May 17 | VANDERBILT | *1b | 3 | 2 | 1 | 3 | 1 | 0 | 0 | 0 | 0 | 0 | 2 | 0 | 0 | 0 | 1 | 1 | 1 | 0 | .290 |
| May 18 | VANDERBILT | *1b | 3 | 2 | 2 | 1 | 1 | 0 | 1 | 0 | 0 | 0 | 1 | 0 | 0 | 0 | 1 | 8 | 0 | 0 | .297 |
| May 22 | vs LSU | *1b | 3 | 0 | 0 | 0 | 0 | 0 | 0 | 0 | 0 | 0 | 0 | 0 | 0 | 0 | 2 | 7 | 0 | 0 | .292 |
| May 23 | vs Arkansas | *1b | 4 | 1 | 1 | 1 | 0 | 0 | 1 | 0 | 0 | 0 | 0 | 0 | 0 | 0 | 2 | 13 | 2 | 0 | .291 |
| May 24 | vs South Carolina | *1b | 3 | 1 | 1 | 1 | 1 | 0 | 0 | 0 | 0 | 0 | 0 | 1 | 0 | 0 | 1 | 6 | 0 | 0 | .291 |
| May 31 | WESTERN MICHIGAN | *1b | 5 | 0 | 1 | 1 | 0 | 0 | 0 | 0 | 0 | 0 | 0 | 0 | 0 | 0 | 2 | 8 | 0 | 0 | .289 |
| June 1 | ILLINOIS | *1b | 3 | 1 | 1 | 2 | 0 | 0 | 1 | 1 | 0 | 0 | 0 | 0 | 0 | 1 | 1 | 8 | 1 | 0 | .290 |
| Totals | | 49gs | 183 | 41 | 53 | 57 | 9 | 0 | 19 | 26 | 3 | 0 | 7 | 3 | 1 | 3 | 52 | 384 | 19 | 7 | .290 |

On base pct. .396 • Slugging pct. .650

#51 Trey Pooser - 7 games (All games)

| Date | Opponent | Pos | AB | R | H | RBI | 2B | 3B | HR | BB | SB | CS | HBP | SAC | SF | GDP | K | PO | A | E | Avg |
|--------|-------------------|-----|----|---|---|-----|----|----|----|----|----|----|-----|-----|----|-----|---|----|---|---|------|
| Feb 23 | vs WASHINGTON STA | p | 0 | 0 | 0 | 0 | 0 | 0 | 0 | 0 | 0 | 0 | 0 | 0 | 0 | 0 | 0 | 0 | 0 | 1 | .000 |
| Mar 29 | at Ole Miss | *p | 0 | 0 | 0 | 0 | 0 | 0 | 0 | 0 | 0 | 0 | 0 | 0 | 0 | 0 | 0 | 0 | 1 | 1 | .000 |
| Apr 05 | ALABAMA | *p | 0 | 0 | 0 | 0 | 0 | 0 | 0 | 0 | 0 | 0 | 0 | 0 | 0 | 0 | 0 | 2 | 1 | 0 | .000 |
| May 03 | ARKANSAS | *p | 0 | 0 | 0 | 0 | 0 | 0 | 0 | 0 | 0 | 0 | 0 | 0 | 0 | 0 | 0 | 0 | 1 | 0 | .000 |
| May 10 | at Florida | *p | 0 | 0 | 0 | 0 | 0 | 0 | 0 | 0 | 0 | 0 | 0 | 0 | 0 | 0 | 0 | 0 | 0 | 1 | .000 |
| May 23 | vs Arkansas | *p | 0 | 0 | 0 | 0 | 0 | 0 | 0 | 0 | 0 | 0 | 0 | 0 | 0 | 0 | 0 | 1 | 0 | 0 | .000 |
| June 1 | ILLINOIS | *p | 0 | 0 | 0 | 0 | 0 | 0 | 0 | 0 | 0 | 0 | 0 | 0 | 0 | 0 | 0 | 1 | 1 | 0 | .000 |
| Totals | | 6gs | 0 | 0 | 0 | 0 | 0 | 0 | 0 | 0 | 0 | 0 | 0 | 0 | 0 | 0 | 0 | 4 | 4 | 3 | .000 |

2024 Kentucky Baseball Individual Game-by-Game for Kentucky (as of Jun 01, 2024)

#51 Trey Pooser - 17 appearances (All games)

| Date | Opponent | GS | IP | H | R | ER | BB | SO | 2B | 3B | HR | WP | BK | HBP | IBB | Score | W-L | Sv | ERA | NP |
|--------|---------------------|----|------|----|----|----|----|----|----|----|----|----|----|-----|-----|--------|-----|----|------|-----|
| Feb 16 | at USC Upstate | | 4.2 | 6 | 5 | 5 | 1 | 4 | 3 | 0 | 2 | 0 | 0 | 0 | 0 | 11-7 | 0-0 | 0 | 9.64 | 75 |
| Feb 23 | vs WASHINGTON STA | | 2.1 | 2 | 2 | 2 | 3 | 1 | 0 | 0 | 0 | 0 | 0 | 1 | 0 | 4-6 | 0-0 | 0 | 9.00 | 46 |
| Mar 01 | LIPSCOMB | | 2.0 | 1 | 0 | 0 | 1 | 3 | 0 | 0 | 0 | 0 | 0 | 0 | 0 | 7-4 | 1-0 | 0 | 7.00 | 37 |
| Mar 06 | at Eastern Kentucky | | 2.0 | 0 | 0 | 0 | 0 | 4 | 0 | 0 | 0 | 0 | 0 | 0 | 0 | 5-2 | 1-0 | 1 | 5.73 | 27 |
| Mar 10 | KENNESAW STATE | | 1.1 | 2 | 0 | 0 | 0 | 3 | 1 | 0 | 0 | 1 | 0 | 0 | 0 | 5-2 | 1-0 | 2 | 5.11 | 34 |
| Mar 17 | GEORGIA | | 1.0 | 0 | 0 | 0 | 0 | 0 | 0 | 0 | 0 | 0 | 0 | 0 | 0 | 12-2 | 1-0 | 2 | 4.72 | 5 |
| Mar 22 | at Missouri | * | 6.0 | 3 | 1 | 1 | 2 | 7 | 0 | 0 | 1 | 1 | 0 | 0 | 0 | 9-4 | 1-0 | 2 | 3.72 | 94 |
| Mar 29 | at Ole Miss | * | 5.2 | 6 | 3 | 2 | 1 | 5 | 1 | 0 | 1 | 1 | 0 | 0 | 0 | 5-3 | 2-0 | 2 | 3.60 | 82 |
| Apr 05 | ALABAMA | * | 7.0 | 6 | 2 | 2 | 1 | 3 | 2 | 0 | 0 | 0 | 0 | 1 | 0 | 6-2 | 3-0 | 2 | 3.38 | 93 |
| Apr 11 | at Auburn | * | 3.0 | 4 | 4 | 4 | 4 | 3 | 2 | 0 | 0 | 1 | 0 | 0 | 0 | 6-5 | 3-0 | 2 | 4.11 | 62 |
| Apr 19 | TENNESSEE | * | 6.0 | 5 | 3 | 3 | 1 | 4 | 1 | 0 | 1 | 1 | 0 | 0 | 0 | 5-3 | 3-0 | 2 | 4.17 | 99 |
| Apr 26 | at South Carolina | * | 7.0 | 4 | 1 | 1 | 3 | 11 | 1 | 0 | 0 | 0 | 0 | 1 | 0 | 5-6 | 3-0 | 2 | 3.75 | 114 |
| May 03 | ARKANSAS | * | 5.1 | 4 | 3 | 3 | 4 | 4 | 2 | 0 | 0 | 2 | 0 | 0 | 0 | 3-10 | 3-1 | 2 | 3.88 | 100 |
| May 10 | at Florida | * | 6.0 | 5 | 5 | 4 | 3 | 5 | 0 | 0 | 2 | 0 | 0 | 1 | 0 | 12-11 | 3-1 | 2 | 4.10 | 91 |
| May 16 | VANDERBILT | * | 5.0 | 4 | 4 | 4 | 2 | 4 | 1 | 0 | 2 | 0 | 0 | 2 | 0 | 10-5 | 4-1 | 2 | 4.34 | 93 |
| May 23 | vs Arkansas | * | 5.0 | 3 | 0 | 0 | 1 | 3 | 0 | 0 | 0 | 0 | 0 | 0 | 0 | 9-6 | 5-1 | 2 | 4.02 | 76 |
| June 1 | ILLINOIS | * | 7.0 | 5 | 1 | 1 | 2 | 7 | 0 | 0 | 0 | 1 | 0 | 1 | 0 | 6-1 | 6-1 | 2 | 3.77 | 102 |
| Totals | | 11 | 76.1 | 60 | 34 | 32 | 29 | 71 | 14 | 0 | 9 | 8 | 0 | 7 | 0 | 120-79 | 6-1 | 2 | 3.77 | - |

#33 Travis Smith - 6 games (All games)

| Date | Opponent | Pos | AB | R | H | RBI | 2B | 3B | HR | BB | SB | CS | HBP | SAC | SF | GDP | K | PO | A | E | Avg |
|--------|-------------------|-----|----|---|---|-----|----|----|----|----|----|----|-----|-----|----|-----|---|----|---|---|------|
| Feb 16 | at USC Upstate | *p | 0 | 0 | 0 | 0 | 0 | 0 | 0 | 0 | 0 | 0 | 0 | 0 | 0 | 0 | 0 | 0 | 1 | 0 | .000 |
| Feb 23 | vs WASHINGTON STA | *p | 0 | 0 | 0 | 0 | 0 | 0 | 0 | 0 | 0 | 0 | 0 | 0 | 0 | 0 | 0 | 0 | 1 | 0 | .000 |
| Mar 01 | LIPSCOMB | *p | 0 | 0 | 0 | 0 | 0 | 0 | 0 | 0 | 0 | 0 | 0 | 0 | 0 | 0 | 0 | 0 | 0 | 1 | .000 |
| Mar 08 | KENNESAW STATE | *p | 0 | 0 | 0 | 0 | 0 | 0 | 0 | 0 | 0 | 0 | 0 | 0 | 0 | 0 | 0 | 0 | 1 | 1 | .000 |
| Mar 29 | at Ole Miss | p | 0 | 0 | 0 | 0 | 0 | 0 | 0 | 0 | 0 | 0 | 0 | 0 | 0 | 0 | 0 | 0 | 1 | 0 | .000 |
| May 04 | ARKANSAS | p | 0 | 0 | 0 | 0 | 0 | 0 | 0 | 0 | 0 | 0 | 0 | 0 | 0 | 0 | 0 | 0 | 0 | 1 | .000 |
| Totals | | 4gs | 0 | 0 | 0 | 0 | 0 | 0 | 0 | 0 | 0 | 0 | 0 | 0 | 0 | 0 | 0 | 0 | 4 | 3 | .000 |

On base pct. .000 • Slugging pct. .000

#33 Travis Smith - 12 appearances (All games)

| Date | Opponent | GS | IP | H | R | ER | BB | SO | 2B | 3B | HR | WP | BK | HBP | IBB | Score | W-L | Sv | ERA | NP |
|--------|-------------------|----|------|----|----|----|----|----|----|----|----|----|----|-----|-----|-------|-----|----|------|-----|
| Feb 16 | at USC Upstate | * | 4.0 | 5 | 2 | 2 | 4 | 1 | 0 | 0 | 0 | 1 | 0 | 0 | 0 | 11-7 | 1-0 | 0 | 4.50 | 74 |
| Feb 23 | vs WASHINGTON STA | * | 5.0 | 6 | 4 | 3 | 3 | 5 | 0 | 1 | 0 | 0 | 0 | 1 | 0 | 4-6 | 1-1 | 0 | 5.00 | 83 |
| Mar 01 | LIPSCOMB | * | 3.2 | 5 | 4 | 4 | 3 | 4 | 0 | 0 | 1 | 0 | 0 | 0 | 0 | 7-4 | 1-1 | 0 | 6.39 | 73 |
| Mar 08 | KENNESAW STATE | * | 7.0 | 4 | 5 | 4 | 2 | 7 | 2 | 0 | 0 | 1 | 0 | 0 | 0 | 1-13 | 1-2 | 0 | 5.95 | 104 |
| Mar 15 | GEORGIA | * | 5.0 | 5 | 5 | 5 | 4 | 3 | 1 | 0 | 2 | 1 | 0 | 2 | 1 | 16-10 | 1-2 | 0 | 6.57 | 108 |
| Mar 29 | at Ole Miss | | 2.0 | 1 | 0 | 0 | 2 | 1 | 0 | 0 | 0 | 0 | 0 | 0 | 0 | 5-3 | 1-2 | 0 | 6.08 | 35 |
| Apr 05 | ALABAMA | | 2.0 | 1 | 0 | 0 | 0 | 2 | 1 | 0 | 0 | 0 | 0 | 0 | 0 | 6-2 | 1-2 | 0 | 5.65 | 21 |
| Apr 11 | at Auburn | | 3.0 | 2 | 1 | 1 | 1 | 3 | 1 | 0 | 0 | 0 | 0 | 0 | 0 | 6-5 | 2-2 | 0 | 5.40 | 49 |
| Apr 19 | TENNESSEE | | 2.0 | 1 | 0 | 0 | 0 | 3 | 0 | 0 | 0 | 0 | 0 | 1 | 0 | 5-3 | 3-2 | 0 | 5.08 | 24 |
| Apr 21 | TENNESSEE | | 1.0 | 4 | 5 | 5 | 1 | 1 | 0 | 0 | 2 | 0 | 0 | 0 | 0 | 11-13 | 3-3 | 0 | 6.23 | 40 |
| May 04 | ARKANSAS | | 1.0 | 2 | 0 | 0 | 0 | 0 | 0 | 0 | 0 | 0 | 0 | 0 | 0 | 11-3 | 3-3 | 0 | 6.06 | 19 |
| May 22 | vs LSU | * | 1.0 | 2 | 2 | 2 | 2 | 1 | 1 | 0 | 1 | 0 | 0 | 1 | 0 | 0-11 | 3-4 | 0 | 6.38 | 31 |
| Totals | | 6 | 36.2 | 38 | 28 | 26 | 22 | 31 | 6 | 1 | 6 | 3 | 0 | 5 | 1 | 83-80 | 3-4 | 0 | 6.38 | - |

2024 Kentucky Baseball Individual Game-by-Game for Kentucky (as of Jun 01, 2024)

#21 Ryan Waldschmidt - 53 games (All games)

| Date | Opponent | Pos | AB | R | H | RBI | 2B | 3B | HR | BB | SB | CS | HBP | SAC | SF | GDP | K | PO | A | E | Avg |
|--------|---------------------|-------|-----|----|----|-----|----|----|----|----|----|----|-----|-----|----|-----|----|----|---|---|------|
| Feb 17 | at USC Upstate | ph/dh | 1 | 0 | 0 | 0 | 0 | 0 | 0 | 0 | 0 | 0 | 0 | 0 | 0 | 0 | 0 | 0 | 0 | 0 | .000 |
| Feb 20 | MOREHEAD STATE | ph/dh | 1 | 0 | 0 | 0 | 0 | 0 | 0 | 0 | 0 | 0 | 0 | 0 | 0 | 0 | 1 | 0 | 0 | 0 | .000 |
| Feb 23 | vs WASHINGTON STA | ph | 0 | 0 | 0 | 0 | 0 | 0 | 0 | 1 | 0 | 0 | 0 | 0 | 0 | 0 | 0 | 0 | 0 | 0 | .000 |
| Feb 24 | vs TEXAS STATE | *dh | 1 | 2 | 0 | 0 | 0 | 0 | 2 | 1 | 1 | 2 | 0 | 0 | 0 | 0 | 0 | 0 | 0 | 0 | .000 |
| Feb 25 | vs KANSAS | *dh | 4 | 1 | 1 | 1 | 0 | 0 | 0 | 1 | 0 | 1 | 0 | 0 | 0 | 0 | 0 | 0 | 0 | 0 | .143 |
| Feb 27 | WESTERN KENTUCK | *dh | 3 | 2 | 1 | 0 | 0 | 0 | 0 | 1 | 0 | 0 | 0 | 0 | 0 | 0 | 0 | 0 | 0 | 0 | .200 |
| Mar 01 | LIPSCOMB | *dh | 3 | 0 | 1 | 1 | 1 | 0 | 0 | 1 | 1 | 0 | 1 | 0 | 0 | 0 | 0 | 0 | 0 | 0 | .231 |
| Mar 02 | LIPSCOMB | *dh | 3 | 3 | 1 | 2 | 1 | 0 | 0 | 2 | 0 | 0 | 0 | 0 | 0 | 0 | 0 | 0 | 0 | 0 | .250 |
| Mar 03 | LIPSCOMB | *dh | 5 | 2 | 3 | 3 | 1 | 0 | 1 | 0 | 0 | 0 | 0 | 0 | 0 | 0 | 1 | 0 | 0 | 0 | .333 |
| Mar 05 | EASTERN KENTUCKY | *dh | 3 | 1 | 1 | 0 | 0 | 0 | 0 | 1 | 0 | 0 | 1 | 0 | 0 | 0 | 0 | 0 | 0 | 0 | .333 |
| Mar 06 | at Eastern Kentucky | *dh | 3 | 2 | 0 | 0 | 0 | 0 | 0 | 1 | 0 | 0 | 1 | 0 | 0 | 0 | 1 | 0 | 0 | 0 | .296 |
| Mar 08 | KENNESAW STATE | *of | 4 | 0 | 2 | 0 | 0 | 0 | 0 | 0 | 1 | 0 | 0 | 0 | 0 | 0 | 0 | 1 | 1 | 0 | .323 |
| Mar 09 | KENNESAW STATE | *of | 4 | 0 | 0 | 0 | 0 | 0 | 0 | 0 | 0 | 0 | 0 | 0 | 0 | 0 | 1 | 1 | 0 | 0 | .286 |
| Mar 12 | MURRAY STATE | *of | 4 | 2 | 1 | 1 | 0 | 0 | 0 | 0 | 0 | 0 | 0 | 0 | 1 | 0 | 1 | 5 | 0 | 0 | .282 |
| Mar 15 | GEORGIA | *of | 4 | 3 | 3 | 2 | 2 | 0 | 0 | 1 | 0 | 0 | 0 | 0 | 0 | 0 | 1 | 7 | 0 | 0 | .326 |
| Mar 16 | GEORGIA | *of | 4 | 3 | 3 | 1 | 0 | 0 | 1 | 1 | 1 | 0 | 0 | 0 | 0 | 0 | 0 | 2 | 0 | 0 | .362 |
| Mar 17 | GEORGIA | *of | 3 | 0 | 0 | 1 | 0 | 0 | 0 | 0 | 0 | 0 | 0 | 0 | 1 | 0 | 2 | 4 | 0 | 0 | .340 |
| Mar 19 | EVANSVILLE | *of | 3 | 1 | 0 | 0 | 0 | 0 | 0 | 1 | 1 | 0 | 1 | 0 | 0 | 0 | 0 | 0 | 0 | 0 | .321 |
| Mar 22 | at Missouri | *of | 4 | 1 | 1 | 0 | 0 | 0 | 0 | 1 | 1 | 0 | 1 | 0 | 0 | 0 | 0 | 3 | 0 | 0 | .316 |
| Mar 23 | at Missouri | *of | 3 | 0 | 0 | 0 | 0 | 0 | 0 | 1 | 1 | 0 | 0 | 0 | 0 | 0 | 0 | 3 | 0 | 0 | .300 |
| Mar 24 | at Missouri | *of | 3 | 0 | 1 | 0 | 0 | 0 | 0 | 1 | 1 | 0 | 0 | 0 | 0 | 0 | 1 | 2 | 0 | 1 | .302 |
| Mar 26 | MIAMI UNIVERSITY | ph | 0 | 0 | 0 | 0 | 0 | 0 | 0 | 1 | 0 | 0 | 0 | 0 | 0 | 0 | 0 | 0 | 0 | 0 | .302 |
| Mar 29 | at Ole Miss | *of | 3 | 1 | 1 | 0 | 0 | 0 | 0 | 1 | 0 | 1 | 1 | 0 | 0 | 0 | 1 | 1 | 0 | 0 | .303 |
| Mar 30 | at Ole Miss | *of | 5 | 1 | 1 | 1 | 0 | 0 | 0 | 1 | 2 | 1 | 1 | 0 | 0 | 0 | 0 | 1 | 0 | 0 | .296 |
| Mar 31 | at Ole Miss | *of | 4 | 3 | 2 | 0 | 1 | 0 | 0 | 1 | 1 | 0 | 0 | 0 | 0 | 0 | 0 | 3 | 0 | 0 | .307 |
| Apr 05 | ALABAMA | *of | 5 | 0 | 0 | 0 | 0 | 0 | 0 | 0 | 0 | 0 | 0 | 0 | 0 | 0 | 2 | 4 | 0 | 0 | .287 |
| Apr 06 | ALABAMA | *of | 4 | 2 | 2 | 2 | 0 | 0 | 1 | 0 | 1 | 0 | 0 | 0 | 0 | 0 | 1 | 4 | 0 | 0 | .298 |
| Apr 07 | ALABAMA | *of | 3 | 0 | 2 | 1 | 0 | 0 | 0 | 2 | 1 | 0 | 0 | 0 | 0 | 0 | 0 | 2 | 0 | 0 | .310 |
| Apr 09 | at Samford | *of | 5 | 1 | 1 | 0 | 0 | 0 | 0 | 0 | 0 | 0 | 0 | 0 | 0 | 0 | 2 | 0 | 0 | 0 | .304 |
| Apr 11 | at Auburn | *of | 4 | 0 | 1 | 0 | 0 | 0 | 0 | 1 | 0 | 1 | 0 | 0 | 0 | 0 | 1 | 0 | 0 | 0 | .302 |
| Apr 12 | at Auburn | *of | 5 | 1 | 3 | 2 | 0 | 0 | 1 | 0 | 0 | 0 | 0 | 0 | 0 | 0 | 2 | 1 | 0 | 0 | .317 |
| Apr 13 | at Auburn | *of | 3 | 2 | 2 | 1 | 1 | 0 | 0 | 3 | 0 | 1 | 0 | 0 | 0 | 0 | 0 | 4 | 0 | 0 | .327 |
| Apr 16 | at Louisville | *of | 5 | 4 | 3 | 6 | 1 | 0 | 2 | 1 | 0 | 0 | 1 | 0 | 0 | 0 | 1 | 6 | 0 | 1 | .339 |
| Apr 19 | TENNESSEE | *of | 4 | 1 | 2 | 2 | 1 | 0 | 1 | 0 | 0 | 0 | 0 | 0 | 0 | 0 | 0 | 3 | 0 | 0 | .345 |
| Apr 20 | TENNESSEE | *of | 4 | 2 | 3 | 1 | 0 | 0 | 1 | 0 | 0 | 1 | 0 | 0 | 0 | 0 | 1 | 1 | 0 | 0 | .359 |
| Apr 21 | TENNESSEE | *of | 5 | 0 | 2 | 2 | 1 | 0 | 0 | 0 | 1 | 0 | 0 | 0 | 0 | 0 | 1 | 1 | 0 | 0 | .361 |
| Apr 26 | at South Carolina | *of | 4 | 2 | 2 | 1 | 0 | 0 | 1 | 1 | 2 | 0 | 0 | 0 | 0 | 0 | 2 | 2 | 0 | 0 | .365 |
| Apr 27 | at South Carolina | *of | 6 | 4 | 4 | 1 | 1 | 0 | 0 | 0 | 2 | 0 | 0 | 0 | 0 | 0 | 0 | 1 | 0 | 0 | .379 |
| Apr 28 | at South Carolina | *of | 3 | 0 | 0 | 0 | 0 | 0 | 0 | 0 | 0 | 0 | 0 | 0 | 0 | 0 | 1 | 0 | 0 | 0 | .370 |
| May 03 | ARKANSAS | *of | 5 | 0 | 1 | 1 | 1 | 0 | 0 | 0 | 0 | 0 | 0 | 0 | 0 | 0 | 2 | 3 | 0 | 0 | .364 |
| May 04 | ARKANSAS | *of | 3 | 2 | 1 | 0 | 0 | 0 | 0 | 1 | 0 | 0 | 1 | 0 | 0 | 0 | 0 | 3 | 0 | 0 | .364 |
| May 05 | ARKANSAS | *of | 5 | 1 | 1 | 0 | 1 | 0 | 0 | 0 | 0 | 0 | 0 | 0 | 0 | 0 | 1 | 2 | 0 | 0 | .358 |
| May 10 | at Florida | *of | 6 | 1 | 3 | 0 | 1 | 0 | 0 | 0 | 1 | 1 | 0 | 0 | 0 | 0 | 2 | 0 | 0 | 0 | .364 |
| May 11 | at Florida | *of | 3 | 1 | 0 | 0 | 0 | 0 | 0 | 0 | 0 | 0 | 1 | 0 | 0 | 1 | 1 | 1 | 0 | 0 | .357 |
| May 12 | at Florida | *of | 4 | 0 | 1 | 1 | 0 | 0 | 0 | 0 | 1 | 0 | 2 | 0 | 0 | 0 | 0 | 1 | 0 | 0 | .354 |
| May 16 | VANDERBILT | *of | 4 | 3 | 3 | 3 | 1 | 0 | 1 | 1 | 1 | 0 | 0 | 0 | 0 | 0 | 0 | 0 | 0 | 0 | .364 |
| May 17 | VANDERBILT | *of | 4 | 4 | 4 | 2 | 1 | 0 | 1 | 0 | 2 | 0 | 1 | 0 | 0 | 0 | 0 | 2 | 0 | 0 | .379 |
| May 18 | VANDERBILT | *of | 4 | 0 | 0 | 0 | 0 | 0 | 0 | 1 | 0 | 0 | 0 | 0 | 0 | 0 | 0 | 2 | 1 | 0 | .370 |
| May 22 | vs LSU | *of | 3 | 0 | 0 | 0 | 0 | 0 | 0 | 1 | 0 | 0 | 0 | 0 | 0 | 0 | 2 | 5 | 0 | 0 | .364 |
| May 23 | vs Arkansas | *of | 4 | 3 | 2 | 3 | 0 | 0 | 2 | 1 | 0 | 0 | 0 | 0 | 0 | 0 | 1 | 0 | 0 | 0 | .367 |
| May 24 | vs South Carolina | *of | 5 | 0 | 0 | 0 | 0 | 0 | 0 | 0 | 0 | 0 | 0 | 0 | 0 | 0 | 1 | 1 | 0 | 0 | .357 |
| May 31 | WESTERN MICHIGAN | *of | 3 | 1 | 1 | 1 | 0 | 0 | 0 | 1 | 1 | 0 | 0 | 0 | 1 | 0 | 2 | 2 | 0 | 0 | .356 |
| June 1 | ILLINOIS | *of | 5 | 1 | 3 | 3 | 1 | 0 | 1 | 0 | 0 | 0 | 0 | 0 | 0 | 0 | 0 | 1 | 0 | 0 | .363 |
| Totals | | 49gs | 193 | 64 | 70 | 46 | 17 | 0 | 14 | 34 | 24 | 7 | 16 | 0 | 3 | 1 | 39 | 84 | 0 | 3 | .363 |

On base pct. .488 • Slugging pct. .668

#40 Zach Hise - 6 appearances (All games)

| Date | Opponent | GS | IP | H | R | ER | BB | SO | 2B | 3B | HR | WP | BK | HBP | IBB | Score | W-L | Sv | ERA | NP |
|--------|------------------|----|-----|---|---|----|----|----|----|----|----|----|----|-----|-----|-------|-----|----|-------|----|
| Feb 20 | MOREHEAD STATE | | 0.0 | 0 | 2 | 2 | 0 | 0 | 0 | 0 | 0 | 0 | 0 | 2 | 0 | 9-5 | 0-0 | 0 | 9.99 | 3 |
| Mar 05 | EASTERN KENTUCKY | | 1.0 | 0 | 0 | 0 | 1 | 1 | 0 | 0 | 0 | 0 | 0 | 0 | 0 | 10-0 | 0-0 | 0 | 18.00 | 15 |
| Mar 09 | KENNESAW STATE | | 1.0 | 0 | 0 | 0 | 0 | 0 | 0 | 0 | 0 | 0 | 0 | 0 | 0 | 2-10 | 0-0 | 0 | 9.00 | 13 |
| Mar 26 | MIAMI UNIVERSITY | | 1.0 | 3 | 3 | 2 | 1 | 1 | 0 | 0 | 0 | 1 | 0 | 0 | 0 | 9-5 | 0-0 | 0 | 12.00 | 28 |
| May 11 | at Florida | | 0.1 | 0 | 0 | 0 | 0 | 1 | 0 | 0 | 0 | 0 | 0 | 1 | 0 | 1-10 | 0-0 | 0 | 10.80 | 10 |
| May 18 | VANDERBILT | | 1.0 | 1 | 2 | 2 | 1 | 0 | 0 | 0 | 0 | 0 | 0 | 1 | 0 | 4-12 | 0-0 | 0 | 12.46 | 29 |
| Totals | | 0 | 4.1 | 4 | 7 | 6 | 3 | 3 | 0 | 0 | 0 | 1 | 0 | 4 | 0 | 35-42 | 0-0 | 0 | 12.46 | - |

TRACKING KENTUCKY'S RECORD BOOKS

RECORD CHASING / CAREER

Several players are making their way onto and up the career charts:

Fewest Hits/9 Innings

(Min. 75 Innings)

| | | | |
|-----------|---------------------|----------------|-------------|
| 1. | Jeff Keener | 1980-81 | 5.11 |
| 2. | Zack Thompson | 2017-19 | 6.09 |
| 3. | Mason Hazelwood | 2018-22 | 6.91 |
| 4. | Ryan Hagenow | 2021-24 | 7.08 |
| 5. | Mason Moore | 2022-24 | 7.42 |
| | Tim Brandenburg | 1979-80 | 7.42 |
| 7. | Chris Carroll | 1982-85 | 7.43 |
| 8. | Dustin Beggs | 2015-16 | 7.48 |
| 9. | David Voit | 1986-88 | 7.57 |
| 10. | Justin Lewis | 2016-18 | 7.65 |

Strikeouts/9 Innings

(Min. 50 Innings)

| | | | |
|------------|---------------------|----------------|--------------|
| 1. | Tyler Guilfoil | 2022 | 14.12 |
| 2. | Carson Coleman | 2018-20 | 13.58 |
| 3. | Jackson Nove | 2022-24 | 12.52 |
| 4. | Zack Thompson | 2017-19 | 12.26 |
| 5. | Trevor Gott | 2011-13 | 11.70 |
| 6. | Braden Kapteyn | 2009-11 | 11.43 |
| 7. | Brian Reed | 1991-94 | 11.09 |
| 8. | Austin Strickland | 2021-23 | 10.90 |
| 10. | Ryan Hagenow | 2021-24 | 10.88 |
| | James Paxton | 2007-09 | 10.88 |

Win-Loss Percentage

| | | | |
|-----------|--------------------|----------------|-------------|
| 1. | Greg Dombrowski | 2005-08 | .821 |
| 2. | Jeff Keener | 1980-81 | .800 |
| 3. | Mason Moore | 2022-24 | .765 |
| 4. | Zack Thompson | 2017-19 | .762 |
| 5. | Dustin Beggs | 2015-16 | .727 |
| 6. | Lorhn Frazier | 1990-93 | .719 |
| 7. | Dylan Dwyer | 2013-16 | .714 |
| 8. | Sean Hjelle | 2016-18 | .688 |
| 9. | Chandler Shepherd | 2012-14 | .684 |
| 10. | Justin Lewis | 2016-18 | .682 |
| | Daniel Harper | 2018-22 | .682 |

Stolen Bases

| | | | |
|------------|-------------------------|----------------|-----------|
| 1. | Chad Green | 1994-96 | 126 |
| 2. | Andy Green | 1997-2000 | 81 |
| 3. | Paul Blandford | 1995-96 | 66 |
| | Terry Shumpert | 1985-87 | 66 |
| 5. | Beau Moore | 1998-01 | 56 |
| 6. | Chris Bisson | 2008-10 | 48 |
| | Austin Cousino | 2012-14 | 48 |
| 8. | Anthony Morrow | 1989-90 | 47 |
| 9. | Emilien Pitre | 2022-24 | 44 |
| | Jeff Michael | 1990-93 | 42 |
| | John Shelby | 2004-06 | 42 |
| 12. | Ryan Waldschmidt | 2023-24 | 41 |

MILESTONE TRACKER

Kentucky has numerous players bearing down or just reached on personal career milestone markers, including:

200 HITS
GRANT SMITH - 223
RYAN NICHOLSON - 221
MITCHELL DALY - 207

150 HITS
NICK LOPEZ - 175
TY CRITTENBERGER - 144

100 HITS
EMILIEN PITRE - 137
DEVIN BURKES - 126

200 STRIKEOUTS
DOMINIC NIMAN - 251
TREY POOSER - 240

50 STOLEN BASES
RYAN WALDSCHMIDT - 59 (41 AT UK)
EMILIEN PITRE - 44 (ALL IN UK JERSEY, 9TH ALL-TIME AT UK)
TY CRITTENBERGER - 38



RYAN
HAGENOW

SINGLE-GAME RECORDS (2007-)

BATTING

Hits

| | | | |
|---|-------------|-----------|--------------|
| 6 | JT Riddle | 2/23/2013 | Niagara |
| 5 | Nick Lopez | 3/12/2024 | Murray State |
| 5 | Jase Felker | 3/27/2022 | Georgia |
| 5 | Riley Mahan | 4/21/2017 | LSU |
| 5 | Zac Zellers | 6/1/2012 | Kent State |
| 5 | Mike Brown | 3/4/2007 | Milwaukee |

Runs Scored

| | | | |
|---|--------------|-----------|------------|
| 5 | Chase Estep | 3/27/2022 | Georgia |
| 5 | Ryan Johnson | 4/23/2019 | at WKU |
| 5 | Evan White | 3/20/2016 | at Georgia |
| 5 | Mike Brown | 3/4/2007 | Milwaukee |

RBI

| | | | |
|---|------------------|-----------|---------------|
| 8 | Luke Becker | 3/12/2017 | Miami (OH) |
| 7 | Devin Burkes | 2/26/23 | Wright State |
| 7 | JaVon Shelby | 3/20/2016 | at Georgia |
| 6 | Mitchell Daly | 2/24/2024 | vs. Texas St. |
| 6 | Nolan McCarthy | 3/30/2024 | at Ole Miss |
| 6 | Ryan Waldschmidt | 4/16/2024 | at Louisville |

6 others

Doubles

| | |
|---|------------|
| 3 | Many times |
|---|------------|

Triples

| | | | |
|---|---------------|-----------|---------------|
| 2 | Jackson Gray | 3/4/2023 | Indiana State |
| 2 | Matt McKinney | 3/24/2007 | LSU |

Home Runs

| | | | |
|---|--------------|-----------|---------|
| 3 | T.J. Collett | 4/25/2021 | Alabama |
| 3 | Ryan Johnson | 4/23/2019 | at WKU |

Stolen Bases

| | | | |
|---|--------------|-----------|------|
| 5 | Jaren Shelby | 2/26/2019 | EKU* |
|---|--------------|-----------|------|

(*Kentucky Proud Park opening game)

| | | | |
|---|--------------|-----------|----------|
| 4 | Storm Wilson | 2/14/2015 | Richmond |
|---|--------------|-----------|----------|

Total Bases

| | | | |
|----|----------------|-----------|------------|
| 13 | Ryan Johnson | 4/23/2019 | at WKU |
| 13 | Tristan Pompey | 2/21/2016 | Dayton |
| 13 | Lance Ray | 5/11/2010 | at Indiana |
| 12 | T.J. Collett | 4/25/2021 | Alabama |

Hit By Pitch

| | |
|---|-------------|
| 3 | Eight times |
|---|-------------|

PITCHING

Innings

| | | | |
|-----|------------|-----------|----------|
| 9.2 | Zack Brown | 4/22/2016 | Arkansas |
|-----|------------|-----------|----------|

Strikeouts

| | | | |
|----|---------------------|-----------|----------------|
| 13 | Zack Thompson (L) | 3/29/2019 | Georgia |
| 13 | Sean Hjelle (R) | 2/23/2018 | Oakland |
| 13 | Alex Meyer (R) | 3/12/2011 | Niagara |
| 13 | Alex Meyer (R) | 2/20/2011 | Miami (OH) |
| 12 | Zack Lee (R) | 5/7/2023 | South Carolina |
| 12 | Mason Hazelwood (L) | 3/13/2021 | Georgia St. |
| 12 | Dustin Beggs (R) | 5/2/2015 | Vanderbilt |
| 12 | Corey Littrell (L) | 3/31/2013 | Georgia |
| 12 | Jerad Grundy (L) | 3/2/2013 | Akron |

Walks Issued

| | | | |
|---|------------|-----------|------------|
| 9 | Zach Haake | 3/31/2018 | at Alabama |
|---|------------|-----------|------------|

Hits Allowed

| | | | |
|----|----------------|-----------|------------|
| 15 | Jerad Grundy | 3/31/2013 | Georgia |
| 15 | Aaron Tennyson | 4/28/2006 | Vanderbilt |
| 14 | Dustin Beggs | 5/13/2016 | Ole Miss |

Runs Allowed

| | | | |
|----|------------------|-----------|-------------|
| 11 | Grant Macciocchi | 3/16/2019 | at LSU |
| 11 | Justin Lewis | 3/17/2018 | at Arkansas |

Most Hit Batters

| | |
|---|-----------|
| 4 | Six times |
|---|-----------|

TEAM

Runs Scored

| | | |
|----|----------------------|-----------|
| 27 | vs. UT-Martin | 3/10/2007 |
| 26 | vs. Ball State | 3/8/2014 |
| 24 | vs. Ball State | 3/7/2014 |
| 22 | at Mississippi State | 4/19/2009 |
| 21 | Five times | |

At-Bats

| | | |
|----|-----------------------|----------|
| 77 | vs. Kent State (NCAA) | 6/1/2012 |
|----|-----------------------|----------|

Hits

| | | |
|----|-------------|-----------|
| 24 | vs. Dayton | 4/4/2012 |
| 22 | at Missouri | 4/14/2022 |

Doubles

| | | |
|---|----------------------|-----------|
| 8 | vs. Tennessee-Martin | 3/10/2007 |
| 8 | vs. Georgia | 5/25/2006 |

Triples

| | | |
|---|-----------|-----------|
| 3 | at Furman | 2/17/2007 |
|---|-----------|-----------|

Home Runs

| | |
|---|-------------|
| 7 | Three times |
|---|-------------|

Walks

| | | |
|----|----------------------|-----------|
| 15 | vs. Tennessee-Martin | 3/10/2007 |
| 14 | vs. Miami University | 3/26/2024 |

Hit By Pitch

| | | |
|----|--------------|----------|
| 10 | vs. Monmouth | 3/6/2010 |
| 9 | vs. Indiana | 6/4/2023 |

Stolen Bases

| | | |
|---|-----------------------|-----------|
| 8 | at Auburn | 4/2/2010 |
| 7 | at South Carolina | 4/27/2024 |
| 7 | at USC Upstate | 2/17/2024 |
| 7 | vs. Mississippi State | 3/18/2023 |

Runs Allowed

| | | |
|----|---------------|-----------|
| 20 | at Indiana | 3/15/2022 |
| 19 | at Florida | 5/21/2011 |
| 19 | at Texas Tech | 4/16/2019 |

Strikeouts

| | | |
|----|-----------------------|----------|
| 26 | vs. Kent State (NCAA) | 6/1/2012 |
|----|-----------------------|----------|

Strikeouts (9 inning game)

| | | |
|----|-------------------|-----------|
| 19 | vs. Georgia State | 3/13/2021 |
|----|-------------------|-----------|

Walks Allowed

| | |
|----|-------------|
| 13 | Three times |
|----|-------------|

Home Runs Allowed

| | | |
|---|--------------------|-----------|
| 7 | vs. Tennessee Tech | 4/22/2014 |
|---|--------------------|-----------|

Errors

| | | |
|---|------------------|-----------|
| 6 | vs. Murray State | 3/15/2010 |
|---|------------------|-----------|

SINGLE-GAME RECORDS, PLAYER (MINGIONE ERA)

RUNS SCORED

| | | | |
|---|--------------|---------------------|---------|
| 5 | Chase Estep | vs. Georgia | 3/27/22 |
| | Ryan Johnson | at Western Kentucky | 4/23/19 |
| 4 | 13 times | | |

HITS

| | | | |
|----------|-------------------|-------------------------|----------------|
| 5 | NICK LOPEZ | VS. MURRAY STATE | 3/12/24 |
| | Jase Felker | vs. Georgia | 3/27/22 |
| | Riley Mahan | vs. LSU | 4/21/17 |

RBI

| | | | |
|---|--------------|------------------|---------|
| 8 | Luke Becker | vs. Miami (Ohio) | 3/12/17 |
| 7 | Devin Burkes | vs. Wright State | 2/26/23 |
| 6 | 6 times | | |

DOUBLES

| | | | |
|---|----------------|----------------------|---------|
| 3 | Devin Burkes | vs. Wright State | 2/26/23 |
| | Alex Rodriguez | at Western Carolina | 4/11/18 |
| | Troy Squires | vs. Eastern Kentucky | 3/6/18 |
| | Tristan Pompey | vs. Evansville | 2/18/18 |

HOME RUNS

| | | | |
|---|--------------|---------------------|---------|
| 3 | T.J. Collett | vs. Alabama | 4/25/21 |
| | Ryan Johnson | at Western Kentucky | 4/23/19 |

TOTAL BASES

| | | | |
|----|--------------|---------------------|---------|
| 13 | Ryan Johnson | at Western Kentucky | 4/23/19 |
| 12 | T.J. Collett | vs. Alabama | 4/25/21 |

HIT BY PITCH

| | | | |
|---|---------|--|--|
| 3 | 5 times | | |
|---|---------|--|--|

STOLEN BASES

| | | | |
|---|--------------|----------------------|---------|
| 5 | Jaren Shelby | vs. Eastern Kentucky | 2/26/19 |
| 3 | Eight times | | |

HITS ALLOWED

| | | | |
|----|--------------|-------------------|---------|
| 13 | Justin Lewis | at Arkansas | 3/17/18 |
| 12 | Cole Stupp | vs. LSU | 4/9/21 |
| 11 | Jimmy Ramsey | at Florida | 4/26/19 |
| | Sean Hjelle | vs. LSU | 5/25/17 |
| | Sean Hjelle | at North Carolina | 2/17/17 |

RUNS ALLOWED

| | | | |
|----|------------------|--------------------|---------|
| 11 | Grant Macciocchi | at LSU | 3/16/18 |
| | Justin Lewis | at Arkansas | 3/17/18 |
| 10 | Zach Haake | vs. South Carolina | 4/7/18 |
| | Sean Hjelle | vs. LSU | 5/25/17 |
| 9 | Sean Hjelle | vs. St. Joseph's | 2/24/17 |

STRIKEOUTS

| | | | |
|----|-----------------|--------------------|---------|
| 13 | Zack Thompson | vs. Georgia | 3/29/19 |
| | Sean Hjelle | vs. Oakland | 2/23/18 |
| 12 | Zack Lee | vs. South Carolina | 5/7/23 |
| | Mason Hazelwood | vs. Georgia State | 3/13/21 |

HOME RUNS ALLOWED

| | | | |
|---|--------------|-------------|---------|
| 4 | Justin Lewis | at Arkansas | 3/17/18 |
| | Zach Logue | at Missouri | 4/15/17 |
| 3 | Seven times | | |

MISC. RECORD/STREAKS

Most Runs in an Inning: 14, at Southern Illinois, 2023

Overall Winning Streak: 17 (2023)

Single-Season Winning Streak: 17 (2023)

SEC Winning Streak: 11 (2024)

Overall Losing Streak: Five (2021)

SEC Losing Streak: 11 from 2018-19

Home Winning Streak: 16 in 2023

Home Losing Streak: 6 in 2019

Road Winning Streak: 7 in 2023

Road Losing Streak: 7 in 2019

Largest Comeback; 8 vs. Western Michigan in 2022

SINGLE-SEASON RECORDS, PLAYER (MINGIONE ERA)

*Note: 2020 Covid-shortened season not included; Min. 1 AB/Game; 25 innings pitched

BATTING AVERAGE

| | | |
|-------------|-------------------------|-------------|
| .373 | Evan White | 2017 |
| .361 | Tristan Pompey | 2017 |
| .352 | Kole Cottam | 2018 |
| | Zach Reks | 2017 |
| .349 | Ryan Johnson | 2019 |
| .363 | Ryan Waldschmidt | 2024 |
| .358 | Nick Lopez | 2024 |

SLUGGING PERCENTAGE

| | | |
|-------------|-------------------------|-------------|
| .691 | Luke Heyer | 2018 |
| .667 | Kole Cottam | 2018 |
| .637 | Evan White | 2017 |
| .618 | Riley Mahan | 2017 |
| .607 | T.J. Collett | 2021 |
| .668 | Ryan Waldschmidt | 2024 |
| .569 | Nick Lopez | 2024 |

ON-BASE PERCENTAGE

| | | |
|-------------|-------------------------|-------------|
| .491 | Jackson Gray | 2023 |
| .464 | Tristan Pompey | 2017 |
| .461 | Zach Reks | 2017 |
| .453 | Evan White | 2017 |
| .448 | Tristan Pompey | 2018 |
| .488 | Ryan Waldschmidt | 2024 |

RUNS SCORED

| | | |
|-----------|-------------------------|-------------|
| 70 | Tristan Pompey | 2017 |
| 70 | Jackson Gray | 2023 |
| 64 | Ryan Waldschmidt | 2024 |
| 58 | Riley Mahan | 2017 |
| 57 | Chase Estep | 2022 |
| 55 | Nick Lopez | 2024 |
| 55 | Devin Burkes | 2023 |
| 53 | Jase Felker | 2023 |

HITS

| | | |
|----|----------------|------|
| 96 | Tristan Pompey | 2017 |
| 88 | Riley Mahan | 2017 |
| 86 | Zach Reks | 2017 |
| 79 | Evan White | 2017 |
| 77 | Kole Cottam | 2018 |
| 74 | Jackson Gray | 2023 |

DOUBLES

| | | |
|-----------|-------------------|-------------|
| 24 | Evan White | 2017 |
| 23 | Riley Mahan | 2017 |
| 21 | Nick Lopez | 2024 |
| 20 | Tristan Pompey | 2018 |

TRIPLES

| | | |
|---|---------------|------|
| 6 | Jackson Gray | 2023 |
| 3 | Jase Felker | 2023 |
| | Marcus Carson | 2017 |
| | Riley Mahan | 2017 |

HOME RUNS

| | | |
|-----------|-----------------------|-------------|
| 19 | Ryan Nicholson | 2024 |
| 19 | Kole Cottam | 2018 |
| 18 | Luke Heyer | 2018 |
| 16 | T.J. Collett | 2021 |
| 15 | Riley Mahan | 2017 |

RBI

| | | |
|-----------|-----------------------|-------------|
| 71 | Hunter Gilliam | 2023 |
| 67 | Riley Mahan | 2017 |
| 57 | Ryan Nicholson | 2024 |
| 57 | Luke Heyer | 2018 |
| 53 | Devin Burkes | 2023 |
| 52 | Emilien Pitre | 2024 |
| 50 | Nick Lopez | 2024 |

WALKS

| | | |
|-----------|----------------------|-------------|
| 46 | Tristan Pompey | 2017 |
| 42 | Zach Reks | 2017 |
| 42 | Emilien Pitre | 2023 |
| 42 | Emilien Pitre | 2024 |
| 41 | Jackson Gray | 2023 |
| 40 | Chase Estep | 2022 |

STOLEN BASES

| | | |
|-----------|-------------------------|-------------|
| 24 | Emilien Pitre | 2024 |
| 24 | Ryan Waldschmidt | 2024 |
| 22 | Austin Schultz | 2021 |
| 21 | Jase Felker | 2023 |
| 20 | Emilien Pitre | 2023 |
| 19 | Jackson Gray | 2023 |

LOWEST ERA

| | | |
|------|---------------------------|------|
| 0.93 | Darren Williams (29.0 IP) | 2022 |
| 1.59 | Tyler Guilfoil (51.0 IP) | 2022 |
| 1.80 | Mason Moore (55.0 IP) | 2023 |
| 1.95 | Logan Salow (55.1 IP) | 2017 |
| 2.13 | Mason Hazelwood (25.1 IP) | 2021 |
| 2.40 | Zack Thompson (90.0 IP) | 2019 |

LOWEST OPPONENT AVERAGE

| | | |
|------|--------------------------|------|
| .156 | Tyler Guilfoil (51.0 IP) | 2022 |
| .164 | Chris Machamer (34.0 IP) | 2017 |
| .164 | Mason Moore (55.0) | 2023 |
| .184 | Zack Thompson (90.0 IP) | 2019 |

VICTORIES

| | | |
|----|----------------------|-------------|
| 11 | Sean Hjelle | 2017 |
| 8 | Zack Thompson | 2017 |
| | Mason Moore | 2024 |
| | Dominic Niman | 2024 |
| 7 | 3 others | |

SAVES

| | | |
|----------|----------------------|-------------|
| 12 | Logan Salow | 2017 |
| 10 | Chris Machamer | 2018 |
| 6 | Johnny Hummel | 2024 |
| | Tyler Guilfoil | 2022 |
| | Sean Harney | 2021 |
| 5 | Carson Coleman | 2019 |

APPEARANCES

| | | |
|-----------|------------------------|-------------|
| 31 | Cameron O'Brien | 2024 |
| 31 | Logan Salow | 2017 |
| 28 | Daniel Harper | 2019 |
| | Cole Daniels | 2019 |
| 26 | Daniel Harper | 2022 |
| | Cole Ayers | 2019 |
| | Jimmy Ramsey | 2018 |

INNINGS PITCHED

| | | |
|-------|---------------|------|
| 108.2 | Sean Hjelle | 2017 |
| 99.1 | Sean Hjelle | 2018 |
| 91.0 | Justin Lewis | 2017 |
| 90.0 | Zack Thompson | 2019 |
| 87.0 | Zach Logue | 2017 |

STRIKEOUTS

| | | |
|-----|---------------|------|
| 130 | Zack Thompson | 2019 |
| 102 | Sean Hjelle | 2017 |
| 96 | Zack Thompson | 2017 |
| 92 | Justin Lewis | 2018 |
| 91 | Sean Hjelle | 2018 |