



Kentucky 24



46-16 (22-8 SEC)

FEBRUARY

16	AT USC UPSTATE	W, 11-7
17	AT USC UPSTATE	W, 3-0
18	AT USC UPSTATE	W, 9-3
20	MOREHEAD STATE	W, 9-5
23	VS. WASHINGTON STATE ^A	L, 6-4
24	VS. TEXAS STATE ^A	W, 11-5
25	VS. KANSAS ^A	W, 8-5
27	WESTERN KENTUCKY	W, 5-0

MARCH

1	LIPSCOMB	W, 7-4
2	LIPSCOMB	W, 16-1 (7)
3	LIPSCOMB	W, 9-1
5	EASTERN KENTUCKY	W, 10-0 (7)
8	AT EASTERN KENTUCKY	W, 5-2
9	KENNESAW STATE	L, 13-1 (8)
10	KENNESAW STATE	L, 10-2
12	KENNESAW STATE	W, 5-2
15	MURRAY STATE	W, 10-6
16	#25 GEORGIA	W, 16-10
17	#25 GEORGIA	W, 9-3
17	#25 GEORGIA	W, 12-2 (7)
19	EVANSVILLE	W, 11-3
22	AT MISSOURI	W, 9-4 (11)
23	AT MISSOURI	L, 2-1
24	AT MISSOURI	W, 7-6
26	MIAMI (OH)	W, 9-5
29	AT #22 OLE MISS	W, 5-3
30	AT #22 OLE MISS	W, 17-9
31	AT #22 OLE MISS	W, 15-1 (7)

APRIL

2	LOUISVILLE	CANCELED
5	#11 ALABAMA	W, 6-2
6	#11 ALABAMA	W, 7-0
7	#11 ALABAMA	W, 10-1
9	AT SAMFORD	L, 9-7
11	AT AUBURN	W, 6-5
12	AT AUBURN	W, 9-1
13	AT AUBURN	W, 13-8
16	AT LOUISVILLE	W, 17-13
19	#2 TENNESSEE	W, 5-3
20	#2 TENNESSEE	L, 9-4
21	#2 TENNESSEE	L, 13-11
26	#19 AT SOUTH CAROLINA	L, 6-5 (10)
27	#19 AT SOUTH CAROLINA	W, 15-13
28	#19 AT SOUTH CAROLINA	L, 10-0 (7)

MAY

3	#2 ARKANSAS	L, 10-3
4	#2 ARKANSAS	W, 11-3
5	#2 ARKANSAS	W, 7-4
7	AT XAVIER	CANCELED
10	AT FLORIDA	W, 12-11 (10)
11	AT FLORIDA	L, 10-1
12	AT FLORIDA	W, 7-5 (10)
14	WRIGHT STATE	CANCELED
16	VANDERBILT	W, 10-5
17	VANDERBILT	W, 17-7 (7)
18	VANDERBILT	L, 12-4
22	VS. [11] LSU#	L, 11-0 (8)
23	VS. [21] #5 ARKANSAS#	W, 9-6
24	VS. [10] SOUTH CAROLINA#	L, 6-5
31	WESTERN MICHIGAN%	W, 10-8

JUNE

1	ILLINOIS%	W, 6-1
2	#20 INDIANA STATE%	W, 5-0
8	[15] #7 OREGON STATE@	W, 10-0
9	[15] #7 OREGON STATE@	W, 3-2
15	[10] #11 NC STATE&	W, 5-4 (10)
17	VS. [3] #4 TEXAS A&M&	L, 5-1
19	VS. FLORIDA&	L, 15-4

^A Karcher Round Rock Classic (Round Rock, Texas)
[#] SEC Tournament (Hoover, Ala.)
[%] NCAA Lexington Regional (Lexington, Ky.)
[@] NCAA Lexington Super Regional (Lexington, Ky.)
[&] NCAA Men's College World Series (Omaha, Neb.)

NO. 3 KENTUCKY WILDCATS

NCAA MEN'S COLLEGE WORLD SERIES SUPER REGIONAL CHAMPIONS REGIONAL CHAMPIONS SEC CO-CHAMPIONS



2024 RECORD: 46-16 (22-8 SEC)

COACH: NICK MINGIONE

OVERALL RECORD: 262-166 (.612) - 8TH YEAR

AT UK: SAME

KENTUCKY ENDS SEASON WITH HIGHEST FINAL RANKING, TURNS IN HISTORIC SEASON

- KENTUCKY ADVANCED TO, AND WON, ITS FIRST GAME IN MCWS HISTORY, DEFEATING NC STATE, 5-4, IN TEN INNINGS IN ITS DEBUT.
- WITH THE MCWS OPENING ROUND WIN, KENTUCKY WON ITS 46TH GAME OF THE SEASON, A PROGRAM SINGLE-SEASON RECORD.
- MITCHELL DALY HIT A WALK-OFF HOME RUN TO LEFT FIELD TO CLINCH THE VICTORY IN THE PROGRAM'S FIRST-EVER GAME IN OMAHA.
- THE WIN WAS KENTUCKY'S FIRST WALK-OFF OF THE SEASON, AND FIRST SINCE MARCH 17, 2023.
- KENTUCKY'S FINAL NO. 3 RANKING IS THE HIGHEST IN ITS HISTORY.
- KENTUCKY WENT 6-2 IN THE 2024 NCAA TOURNAMENT. THE SIX WINS ARE A PROGRAM-HIGH FOR A SINGLE TOURNAMENT.
- KENTUCKY SCORED IN ITS FIRST INNING OF ITS FIRST-EVER MCWS GAME, BECOMING THE FIRST TEAM SINCE 2013 TO DO SO.
- KENTUCKY ADVANCED TO ITS FIRST MEN'S COLLEGE WORLD SERIES WITH A SUPER REGIONAL SWEEP OVER OREGON STATE.
- COACH NICK MINGIONE WAS NAMED NATIONAL COACH OF THE YEAR BY PERFECT GAME AND THE NCBWA.
- NICK LOPEZ (2ND TEAM, NCBWA), EMILIE PITRE (3RD TEAM, ABCA/RAWLINGS, D1BASEBALL), AND RYAN WALDSCHMIDT (3RD TEAM, PERFECT GAME, BASEBALL AMERICA) EACH PICKED UP ALL-AMERICAN HONORS.
- EVAN BYERS WON THE 2024 ELITE 90 AWARD FOR BASEBALL.
- MITCHELL DALY (2ND TEAM) AND EMILIE PITRE (3RD TEAM) EACH EARNED ACADEMIC ALL-AMERICA HONORS.
- KENTUCKY PICKED UP ITS FIRST-EVER SUPER REGIONAL WIN IN SATURDAY'S 10-0 GAME 1 WIN OVER OREGON STATE.
- KENTUCKY HOSTED A SUPER REGIONAL FOR THE FIRST TIME IN PROGRAM HISTORY.
- KENTUCKY ADVANCED TO A SUPER REGIONAL FOR THE THIRD TIME IN PROGRAM HISTORY AND SECOND CONSECUTIVE SEASON.
- KENTUCKY SWEEP THROUGH THE LEXINGTON REGIONAL, A PROGRAM FIRST, DEFEATING WESTERN MICHIGAN, ILLINOIS, AND INDIANA STATE.
- KENTUCKY STARTED 2-0 IN AN NCAA REGIONAL FOR THE FIRST TIME SINCE 1988 AND THE FIRST TIME EVER IN LEXINGTON.
- KENTUCKY REACHED BACK-TO-BACK NCAA TOURNAMENTS FOR THE SECOND TIME IN PROGRAM HISTORY (1949-50).
- KENTUCKY WAS CHAMPIONS OF THE REGULAR SEASON IN THE SEC.
- KENTUCKY WON A SCHOOL-RECORD 22 SEC GAMES AND RECORD 11 SEC ROAD GAMES.
- KENTUCKY WAS THE ONLY SEC TEAM TO SWEEP FOUR SERIES IN 2024.
- KENTUCKY IS 18-6 VS. RANKED TEAMS THIS SEASON AND ITS 23 QUAD 1 WERE THE MOST IN DIVISION I IN THE REGULAR SEASON.
- KENTUCKY HAS WON 40 GAMES IN BACK-TO-BACK SEASONS FOR THE FIRST TIME IN SCHOOL HISTORY.
- AT 14-1 IN SEC PLAY, KENTUCKY GOT OFF TO THE BEST LEAGUE START IN ITS HISTORY AND WON 11 STRAIGHT SEC GAMES FOR THE FIRST TIME...
- KENTUCKY GOT OFF TO AT LEAST A 9-1 START FOR THE SECOND STRAIGHT SEASON. NO SEC TEAM HAS ACCOMPLISHED THAT FEAT IN THE PAST 32 SEASONS.
- COACH NICK MINGIONE HAS 262 CAREER WINS, SECOND ON UK'S ALL-TIME LIST. HE HAS THE HIGHEST WINNING PERCENTAGE OF ANY COACH WHO HAS SKIPPED AT LEAST 100 GAMES FOR THE WILDCATS. HE WAS THE 2024 SEC COACH OF THE YEAR.
- KENTUCKY'S NO. 2 RANKING IS TIED FOR THE HIGHEST REGULAR SEASON IN ITS HISTORY.
- NATIONALLY, THE CATS RANK IN THE TOP 25 IN: SHUTOUTS (5), HITS ALLOWED/9 (17), FIELDING PCT. (13) TOTAL SB (14), HBP (14), SAC BUNTS (19), AND DOUBLES (20).
- IN SEC GAMES, UK RANKED 1ST IN BATTING AVERAGE, ON BASE PERCENTAGE, RUNS, HITS, RBI, DOUBLES AND STOLEN BASES. IT RANKED TOP 5 IN FEWEST STRIKEOUTS (2ND), SLUGGING (3RD), TOTAL BASES (4TH), WALKS (4TH) AND HOME RUNS (5TH). PITCHING-WISE IT WAS TOP FIVE IN SAVES (2ND), COMPLETE GAMES (2ND), AVERAGE AGAINST (3RD), FEWEST HITS ALLOWED (3RD), FIELDING PCT. (3RD), ERA (5TH) AND SHUTOUTS (5TH).
- KENTUCKY STOLE 55 BASES IN SEC PLAY. ONLY TWO OTHER TEAMS HAD MORE THAN 30 AND NONE MORE THAN 35.
- KENTUCKY'S 16 ROAD WINS ARE THE MOST MOST IN PROGRAM HISTORY.
- KENTUCKY'S 11 SEC ROAD WINS ARE THE MOST IN PROGRAM HISTORY (9, 2017).
- INF NICK LOPEZ HAD 22 DOUBLES. HE WAS NAMED FIRST-TEAM ALL-SEC.
- RYAN WALDSCHMIDT BATTED .405 IN 30 SEC GAMES WITH A 1.212 OPS AND 19 STEALS. HE WAS NAMED SECOND-TEAM ALL-SEC.
- RYAN NICHOLSON HAD 23 HOMERS, THE MOST OF THE MINGIONE ERA AND TIED FOR THE MOST ON THE UK ALL-TIME CHART.
- EMILIE PITRE, MITCHELL DALY, AND MASON MOORE WERE NAMED TO THE SEC ALL-DEFENSIVE TEAM.
- RHP RYAN HAGENOW FINISHED HIS CAREER RANKED THIRD ON THE ALL-TIME SCHOOL LIST FOR FEWEST HITS ALLOWED PER NINE INNINGS FOR HIS CAREER.
- RHP MASON MOORE PITCHED 23.2 SCORELESS INNINGS TO OPEN HIS NCAA TOURNAMENT CAREER.
- LHP JACKSON NOVE'S 12.46 K/9 RATE IS CURRENTLY THIRD IN UK HISTORY FOR HIS CAREER.
- RHP CAMERON O'BRIEN SET THE SCHOOL RECORD FOR SINGLE-SEASON APPEARANCES ON THE MOUND WITH 36.
- RHP TREY POOSER HAD TWO VICTORIES IN THE NCAAT, THREE TOTAL IN THE POSTSEASON AND ALLOWED JUST FOUR RUNS IN 25.2 INNINGS.



SEC CHAMPS!

With fireworks exploding over a videoboard bearing a championship logo, Kentucky claimed its second Southeastern Conference regular season championship with a 22-8 mark.

The title came in wire-to-wire fashion. UK won eight of 10 league series and was the only team in the conference to record four sweeps. It also set a school record with 11 road SEC wins.

The victory etched the 2024 team in the record books with its 2006 brethren.

Coach Nick Mingione further stamped his mark on the program in his eighth season. He now has been a part of the coaching staff on both title teams and both squads that have advanced to a Super Regional.





Kentucky 24



REGIONAL CHAMPS!





Kentucky 24



MCWS





Kentucky 24



SUPER REGIONAL CHAMPS!





UK POSTSEASON HISTORY

NCAA TOURNAMENT

Appearances: 11
Best finish: MCWS (2024)
Overall record: 28-24 (.538)

1949—DISTRICT III

AT CHARLOTTE, N.C.

Wake Forest 5, Kentucky 3
Kentucky 2, Richmond 0
Kentucky 2, Mississippi State 0
Wake Forest 8, Kentucky 0

1950—DISTRICT III

AT KANNAPOLIS, N.C.

Wake Forest 9, Kentucky 4
Kentucky 4, Clemson 2
Wake Forest 9, Kentucky 2

1988—NORTHEAST REGIONAL

AT NEW BRITAIN, CONN.

Kentucky 6, Rutgers 2
Kentucky 12, St. John's 5
Kentucky 8, Clemson 7
Stanford 6, Kentucky 5
Stanford 16, Kentucky 2

1993—CENTRAL REGIONAL II

AT AUSTIN, TEXAS

Southern Cal. 7, Kentucky 1
Texas 8, Kentucky 3

2006—LEXINGTON REGIONAL II

AT LEXINGTON, KY.

Ball State 3, Kentucky 1
Kentucky 10, Notre Dame 4
Kentucky 12, Ball State 9
Coll. of Charleston 7, Kentucky 4

2008—ANN ARBOR REGIONAL

AT ANN ARBOR, MICH.

Michigan 7, Kentucky 5
Kentucky 4, E. Michigan 3
Kentucky 12, Michigan 6
Arizona 5, Kentucky 3

2012—GARY REGIONAL

AT GARY, IND. (HOSTED BY PURDUE)

Kent State 7, Kentucky 6 (21 innings)
Kentucky 8, Valparaiso 1
Kentucky 6, Purdue 3
Kent State 3, Kentucky 2

2014—LOUISVILLE REGIONAL

AT LOUISVILLE, KY.

Kansas 10, Kentucky 6
Kentucky 4, Kent State 2
Kentucky 8, Kansas 3
Louisville 4, Kentucky 1

2017—LEXINGTON REGIONAL

AT LEXINGTON, KY.

Kentucky 6, Ohio 4
NC State 5, Kentucky 4
Kentucky 14, Indiana 9
Kentucky 8, NC State 6
Kentucky 10, NC State 5

2017—LOUISVILLE SUPER REGIONAL

AT LOUISVILLE, KY.

Louisville 5, Kentucky 2
Louisville 6, Kentucky 2

2023 - LEXINGTON REGIONAL

AT LEXINGTON, KY.

Kentucky 4, Ball State 0
Indiana 5, Kentucky 3
Kentucky 10, West Virginia 0
Kentucky 16, Indiana 6
Kentucky 4, Indiana 2

2023—BATON ROUGE SUPER REGIONAL

AT BATON ROUGE, LA.

LSU 14, Kentucky 0
LSU 8, Kentucky 3

2024 - LEXINGTON REGIONAL

AT LEXINGTON, KY.

Kentucky 10, Western Michigan 8
Kentucky 6, Illinois 1
Kentucky 5, Indiana State 0

2024—LEXINGTON SUPER REGIONAL

AT LEXINGTON, KY.

Kentucky 10, Oregon State 0
Kentucky 3, Oregon State 2

2024—MEN'S COLLEGE WORLD SERIES

AT OMAHA, NEB.

Kentucky 5, NC State 4 (10 innings)
Texas A&M 5, Kentucky 1
Florida 15, Kentucky 4



Kentucky
24



SEC AWARDS



NICK MINGIONE
Coach of the Year



NICK LOPEZ
First Team



RYAN WALDSCHMIDT
Second Team



Daly, Moore, Pitre
Defensive Team

Nick Lopez was named First-Team All-Southeastern Conference on Monday, capping a sensational season that witnessed him flirt with .400 for much of the campaign. Ryan Waldschmidt earned second team honors, while Mitchell Daly, Mason Moore and Emilien Pitre were named to the All-SEC Defensive Team. The league coaches voted on the awards.

Nick Mingione also was named SEC Coach of the Year for the second time in eight seasons.

Lopez, a graduate transfer from Southern Cal, has been scorching all season before finishing with a .380 batting average and 1.053 OPS in 48 games as Kentucky's primary designated hitter. He also saw early-season time at third and first base.

The Santa Ana, California native scored 52 runs, had 70 hits, two triples, six home runs, 22 walks and drove in 47. His 20 doubles are tied for the third-most in a season in the Mingione era. In SEC play he hit .348 with 31 RBI. He has 23 multi-hit games this season.

Waldschmidt was even hotter in conference play, finishing as one of a handful of players with a batting average over .400 (.405). Overall, he hit .370 with a 1.153 OPS, 59 runs, 16 doubles, 11 home runs, 39 RBI, 31 walks, 16 hit by pitch and 23 stolen bases, which are the most in a season for a player in the Mingione era.

Maybe most impressive was the Bradenton, Florida native produced this season after recovering from a torn ACL in summer baseball in 2023. He did not return to the outfield until several weeks into the season.

Pitre, a junior from Quebec, Canada, earned defensive honors for the second consecutive season. He has been nearly flawless with just two errors in 210 chances this season, a fielding percentage of .990. He forms half the duo of one of the best defensive middle infielders in the country and was part of 23 double plays turned this season.

Daly, who excelled at shortstop at his previous stop, moved to third base at UK and has been tremendous, ending several games with defensive gems. The Madison, Alabama native had just two errors in 104 chances this season for a .981 fielding percentage and gave the Cats an athletic, fearless presence at third.

Moore, from Morehead, Kentucky, showed off the range and athleticism at pitcher that made him a star basketball player in high school. He was flawless in 14 chances off the mound and helped make sure two of three would-be base stealers were caught stealing against him.



COACH MINGIONE

- 2024 NCBWA NATIONAL COACH OF THE YEAR
- 2024 PERFECT GAME NATIONAL COACH OF THE YEAR
- 2024 SEC COACH OF THE YEAR

2024 HONORS

NICK LOPEZ

- 2024 NCBWA ALL-AMERICAN, 2ND TEAM (DH)
- 2024 ALL-SEC, 1ST TEAM (DH)

RYAN WALDSCHMIDT

- 2024 PERFECT GAME ALL-AMERICAN, 3RD TEAM (OF)
- 2024 BASEBALL AMERICA ALL-AMERICAN, 3RD TEAM (OF)
- 2024 ABCA/RAWLINGS ALL-DISTRICT (MDWEST), 2ND TEAM (OF)
- 2024 LEXINGTON REGIONAL ALL-TOURNAMENT TEAM (OF)
- 2024 ALL-SEC, 2ND TEAM (OF)
- ACADEMIC ALL-DISTRICT (COLLEGE SPORTS COMMUNICATORS)

EMILIEN PITRE

- 2024 ABCA/RAWLINGS ALL-AMERICAN, 3RD TEAM (2B)
- 2024 D1BASEBALL ALL-AMERICAN, 3RD TEAM (2B)
- 2024 ABCA/RAWLINGS ALL-DISTRICT (MDWEST), 1ST TEAM (2B)
- 2024 LEXINGTON REGIONAL ALL-TOURNAMENT TEAM (2B)
- 2024 ALL-SEC DEFENSIVE TEAM (2B)
- 2024 ROUND ROCK CLASSIC ALL-TOURNAMENT TEAM (INF)
- ACADEMIC ALL-AMERICA, 3RD TEAM (COLLEGE SPORTS COMMUNICATORS)
- ACADEMIC ALL-DISTRICT (COLLEGE SPORTS COMMUNICATORS)

MITCHELL DALY

- 2024 LEXINGTON REGIONAL ALL-TOURNAMENT TEAM (3B)
- 2024 ALL-SEC DEFENSIVE TEAM (3B)
- 2024 ROUND ROCK CLASSIC ALL-TOURNAMENT TEAM (INF)
- ACADEMIC ALL-AMERICA, 2ND TEAM (COLLEGE SPORTS COMMUNICATORS)
- ACADEMIC ALL-DISTRICT (COLLEGE SPORTS COMMUNICATORS)

MASON MOORE

- ALL-SEC DEFENSIVE TEAM (2024)
- PRESEASON ALL-AMERICA, THIRD TEAM (NCBWA)
- 2024 LEXINGTON REGIONAL ALL-TOURNAMENT TEAM (P)

DOMINIC NIMAN

- SEC PITCHER OF THE WEEK (APRIL 8, 2024, WEEK 8)
- NCAA BASEBALL PITCHER OF THE WEEK (APRIL 10, 2024, WEEK 8)
- D1BASEBALL.COM SEC EXTRA PITCHER OF THE WEEK (APRIL 8, 2024, WEEK 8)
- PRESEASON ALL-AMERICA, FIRST TEAM (NCBWA)

DEVIN BURKES

- MR. WILDCAT (2024)
- 2024 LEXINGTON REGIONAL ALL-TOURNAMENT TEAM (C)
- BUSTER POSEY NATIONAL CATCHER OF THE YEAR WATCH LIST, 2024
- BOBBY BRAGAN NATIONAL COLLEGIATE SLUGGER WATCH LIST, 2024
- ACADEMIC ALL-DISTRICT (COLLEGE SPORTS COMMUNICATORS)

RYAN NICHOLSON

- 2024 LEXINGTON REGIONAL MOST OUTSTANDING PLAYER
- LEXINGTON REGIONAL ALL-TOURNAMENT TEAM (1B)

TREY POOSER

- 2024 LEXINGTON REGIONAL ALL-TOURNAMENT TEAM (P)

EVAN BYERS

- 2024 NCAA ELITE 90 AWARD
- SEC COMMUNITY SERVICE TEAM, 2024
- FRANK G. HAM SOCIETY OF CHARACTER (UNIV. OF KENTUCKY)

JOHNNY HUMMEL

- MIDSEASON STOPPER OF THE YEAR WATCH LIST (NCBWA)

NOLAN MCCARTHY

- ACADEMIC ALL-DISTRICT (COLLEGE SPORTS COMMUNICATORS)



2024 ROSTER

NUMERICAL ROSTER							ALPHABETICAL		
No.	Name	Pos.	B/T	Ht.	Wt.	Cl.	Hometown/Previous School		
0	Jake Titus	RHP	L/R	6-4	200	FR	Ottawa, Kan./Ottawa HS		
1	Patrick Herrera	IF	R/R	6-2	190	JR	Mesa, Ariz./Northwestern University		
2	Mitchell Daly	IF	R/R	6-1	190	SR	Madison, Ala./Texas		
4	Émilien Pitre	IF	L/R	5-11	185	JR	Repentigny, Quebec/Felix-Leclerc HS		
6	Reuben Church	IF	R/R	6-2	225	SR	Maryville, Tenn./Maryville HS		
7	Devin Burkes	C	R/R	6-3	215	R-JR	Bradenton, Fla./Villages Charter HS		
8	Ty Crittenberger	OF	R/R	6-0	180	GR	Lighthouse Point, Fla./Western Kentucky		
9	Nick Lopez	IF	S/R	6-2	205	GR	Santa Ana, Calif./Santa Ana CC/Southern Cal		
10	Cameron O'Brien	RHP	R/R	6-5	220	GR	Wake Forest, N. Car./Campbell		
11	Colby Frieda	RHP	R/R	6-3	240	JR	St. John's, Fla./Creekside HS		
12	Grant Smith	IF	R/R	6-0	200	SR	Albuquerque, N.M./Univ. of Incarnate Word		
13	James McCoy	IF	S/R	6-4	215	R-SO	Port St. Joe, Fla./Wesleyan (Ga.) HS		
14	Ben Higdon	OF	L/R	6-3	205	JR	Paducah, Ky./John A. Logan College		
16	Landon Franklin	IF	R/R	6-2	190	FR	Cleveland, Tenn./Walker Valley HS		
17	Ethan Hindle	IF	R/R	6-1	200	FR	Delafield, Wisc./Arrowhead HS		
19	Nolan McCarthy	OF	R/R	6-0	205	R-JR	Kalamazoo, Mich./Portage Northern HS		
20	Mason Moore	RHP	R/R	6-4	230	JR	Morehead, Ky./Rowan County Senior HS		
21	Ryan Waldschmidt	OF/IF	R/R	6-2	205	JR	Bradenton, Fla./Charleston Southern		
22	Dominic Niman	LHP	L/L	6-3	225	GR	West Hartford, Conn./Cen. Connecticut State		
24	Ryan Hagenow	RHP	R/R	6-5	215	SR	Knoxville, Tenn./Farragut HS		
25	Ryan Nicholson	IF	L/L	6-4	225	GR	Louisville, Ky./Univ. of Cincinnati		
26	Drew Lafferty	RHP	R/R	6-1	200	R-FR	South Park, Pa./South Park HS		
28	Hayden Smith	LHP	L/L	6-2	205	R-FR	Nicholasville, Ky./West Jessamine HS		
29	Robert Hogan	RHP	R/R	6-0	190	JR	North Oaks, Minn./Texas A&M		
33	Travis Smith	RHP	R/R	6-4	215	R-SO	Walton, Ky./Walton-Verona HS		
34	Lukas Schramm	OF	R/R	6-3	215	R-FR	Apex, N.C./Pro5 Baseball Academy		
35	Blake Bowen	UTIL	L/R	6-2	195	FR	Wooster, Ohio/Wooster HS		
36	Carson Applegate	RHP	R/R	6-0	190	R-FR	Columbus, N.J./The Hun HS		
39	Cooper Robinson	RHP	R/R	6-5	225	JR	Folsom, Calif./Univ. of California-Irvine		
40	Zach Hise	RHP	R/R	6-5	215	JR	Joliet, Ill./Missouri		
41	Evan Byers	LHP	L/L	5-11	185	R-JR	Nicholasville, Ky./Lexington Christian Academy		
42	Griffin Cameron	OF	L/L	6-1	175	FR	Lexington, Ky./Lexington Catholic HS		
43	Jackson Nove	LHP	L/L	6-5	225	JR	Fairfax, Iowa/Prairie HS		
47	Kyuss Gargett	IF	S/R	6-1	180	FR	Anderson, Ind./Cathedral HS		
48	Ben Cleaver	LHP	L/L	6-3	180	FR	Chapel Hill, Tenn./Independence HS		
49	Johnny Hummel	RHP	R/R	6-0	175	GR	Charlotte, N. Car./Erskine College		
50	Evan Hart	LHP	R/L	6-5	200	FR	Harrodsburg, Ky./Mercer County HS		
51	Trey Pooser	RHP	R/R	6-4	205	GR	Hanahan, S. Car./College of Charleston		
52	Austin Fawley	C/IF	R/R	6-2	190	R-FR	West Palm Beach, Fla./Park Vista Community School		
54	Eli Small	C/OF	L/R	6-1	190	FR	Elkhorn, Neb./Elkhorn South HS		
55	Tommy Skelding	RHP	R/R	6-3	200	FR	Atwater, Ohio/Marlington HS		

36	Carson Applegate	RHP
35	Blake Bowen	UTIL
7	Devin Burkes	C
41	Evan Byers	LHP
42	Griffin Cameron	OF
6	Reuben Church	IF
48	Ben Cleaver	LHP
8	Ty Crittenberger	OF
2	Mitchell Daly	IF
52	Austin Fawley	C/INF
16	Landon Franklin	IF
11	Colby Frieda	RHP
47	Kyuss Gargett	IF
24	Ryan Hagenow	RHP
50	Evan Hart	LHP
1	Patrick Herrera	IF
14	Ben Higdon	OF
17	Ethan Hindle	IF
40	Zach Hise	RHP
29	Robert Hogan	RHP
49	Johnny Hummel	RHP
26	Drew Lafferty	RHP
9	Nick Lopez	IF
19	Nolan McCarthy	OF
13	James McCoy	IF
20	Mason Moore	RHP
25	Ryan Nicholson	IF
22	Dominic Niman	LHP
43	Jackson Nove	LHP
10	Cameron O'Brien	RHP
4	Émilien Pitre	IF
51	Trey Pooser	RHP
39	Cooper Robinson	RHP
34	Lukas Schramm	OF
55	Tommy Skelding	RHP
54	Eli Small	C/OF
12	Grant Smith	IF
28	Hayden Smith	LHP
33	Travis Smith	RHP
0	Jake Titus	RHP
21	Ryan Waldschmidt	OF/IF

COACHING STAFF

Head Coach: Nick Mingione (Embry-Riddle, 2000)
Career Record (all at Kentucky): 262-164 (.615); 8th season

Assistant Coach/Pitching: Dan Roszel, #15 (North Florida, 2000)
Assistant Coach/Recruiting Coordinator: Austin Cousino, #91 (Kentucky, 2016)
Assistant Coach: Nick Ammirati, #45 (Mississippi State, 2013)
Director of Operations: Brock Doud
Director of Player Development: Trevor Fitts

PRONUNCIATION GUIDE

Ammirati	Am-uh-rah-tee
Cousino	Coo-suh-no
Daly	Day-lee
Émilien Pitre	En-milly-en Peetree
Frieda	Cole-bee Free-duh
Kyuss Gargett	KY-us GAR-get
Hagenow	Hey-guh-now
Mingione	Min-G-own
Niman	NEYE-man
Nove	No-Vee
Pooser	Poo-zer
Roszel	ROSE-el



2024 SOCIAL MEDIA ROSTER

NAME	TWITTER
CARSON APPLGATE	@CAPPLE_5
BLAKE BOWEN	@BLAKEBOWEN24
HUDSON BROWN	@HBBROWN2318
DEVIN BURKES	@DEVIN_BURKES
EVAN BYERS	@EVAN_BYERS21
GRIFFIN CAMERON	@GRIFCAMERON15
REUBEN CHURCH	@REUBEN_CHURCH12
BEN CLEAVER	@BEN34CLEAVER
TY CRITTENBERGER	@CRITTENBERGERTY
MITCHELL DALY	N/A
AUSTIN FAWLEY	@FAWLEY_AUSTIN
LANDON FRANKLIN	@LANDONFRANKLIN_
COLBY FRIEDA	@FRIEDA.COLBY
KYUSS GARGETT	@KYUSSG2
RYAN HAGENOW	@HAGENOWRYAN
EVAN HART	@EVAN23HART
PATRICK HERRERA	@PATRICKCHERRERA
BEN HIGDON	@BENHIGDON4
ETHAN HINDLE	@EHINDLE_27
ZACH HISE	@ZACHHISE24
ROBERT HOGAN	@ROBERTHOGAN1423
JOHNNY HUMMEL	@HUMMELJOHNNY
DREW LAFFERTY	N/A
NICK LOPEZ	@NICK34LOPEZ
NOLAN MCCARTHY	@NOLANMCCARTHY9
JAMES MCCOY	@J_MCCOY2021
MASON MOORE	@MASONMOORE_20
RYAN NICHOLSON	@RYNICHOLSON25
DOMINIC NIMAN	@DOMNIMAN
JACKSON NOVE	@JACKSON_NOVE
CAMERON O'BRIEN	@CAMERONOBRIEN_1
EMILIEN PITRE	@EMILIEN_PITRE
TREY POOSER	@POOSERTREY
JACOB PRICE	@JACOBPRICE3219
COOPER ROBINSON	@COOP_ROBINSON
RAYMOND SAATMAN	@RAYMONDSAATMAN
LUKAS SCHRAMM	@BATTERINSCHRAMM
TOMMY SKELDING	@TOMMYSKELDING
JOSH SKOWRONSKI	@SKOWRONSKI_JOSH
ELI SMALL	@SMALLELI
GRANT SMITH	@GRANTSMITHNM
HAYDEN SMITH	@HAYDENSMITH013
TRAVIS SMITH	@TRAVISS1109
JAKE TITUS	@JAKETITUS4
RYAN WALDSCHMIDT	@RYANWALDY21
COACH MINGIONE	@COACH_MINGIONE
COACH COUSINO	@STR8CHED
COACH ROSZEL	@ROSZELD
COACH AMMIRATI	@COACH_AMMO17

NAME	INSTAGRAM
CARSON APPLGATE	@CARSON_APPLEGATE
BLAKE BOWEN	@BLAKEBOWEN24
HUDSON BROWN	@H_BROWN_18
DEVIN BURKES	@DB_GO_HARD24
EVAN BYERS	@EVAN_BYERS21
GRIFFIN CAMERON	@GRIFFIN_CAMERON
REUBEN CHURCH	@REU6EN
BEN CLEAVER	@BEN34CLEAVER
TY CRITTENBERGER	@T.Y.954
MITCHELL DALY	@MITCHDALY19
AUSTIN FAWLEY	@AUSTIN.FAWLEY
LANDON FRANKLIN	@LANDON_FRANKLIN28
COLBY FRIEDA	@COLBY_FRIEDA
KYUSS GARGETT	@_KYUSS
RYAN HAGENOW	@RYANHAGENOW
EVAN HART	@EVANHART.23
PATRICK HERRERA	@PATRICKHERRERA2
BEN HIGDON	@BENHIGDON4
ETHAN HINDLE	@ETHAN.HINDLE27
ZACH HISE	@ZACHHISE
ROBERT HOGAN	@ROBERT_HOGAN23
JOHNNY HUMMEL	@JOHNNY.HUMMEL49
DREW LAFFERTY	@DREW.LAFFERTY
NICK LOPEZ	@DIMITRI.LOPEZ_
NOLAN MCCARTHY	@NOLAN_MCCARTHY
JAMES MCCOY	@J.MCCOY13
MASON MOORE	@MASONMOORE20
RYAN NICHOLSON	@RYAN_NICHOLSON25
DOMINIC NIMAN	@DOMNIMAN
JACKSON NOVE	@JACKSON.NOVE
CAMERON O'BRIEN	@CAMERON.OBRIEN18
EMILIEN PITRE	@EMILIEN_PITRE
TREY POOSER	@T.POOSER
JACOB PRICE	@JACOB.PRICE32
COOPER ROBINSON	@COOP.ROBINSON
RAYMOND SAATMAN	@RAYMONDSAATMAN
LUKAS SCHRAMM	@LUKASSCHRAMM_
TOMMY SKELDING	@TOMMYSKELDING
JOSH SKOWRONSKI	@_SKRONK
ELI SMALL	@ELI.SMALL1313
GRANT SMITH	@_GRANT.SMITH_
HAYDEN SMITH	@HAYDENBSMITH
TRAVIS SMITH	@TSMITH.9
JAKE TITUS	@JAKETITUS4
RYAN WALDSCHMIDT	@RYANWALDSCHMIDT



Kentucky 24



GRANT SMITH

Kentucky
GRANT SMITH
D1BASEBALL.COM

Smith has been compared to former big leaguer Adam Everett in that he's not the flashiest defender but he's a guy who will make every routine play (and some of the not routine plays) look routine.

NOLAN McCARTHY




Kentucky
NOLAN MCCARTHY
D1BASEBALL.COM

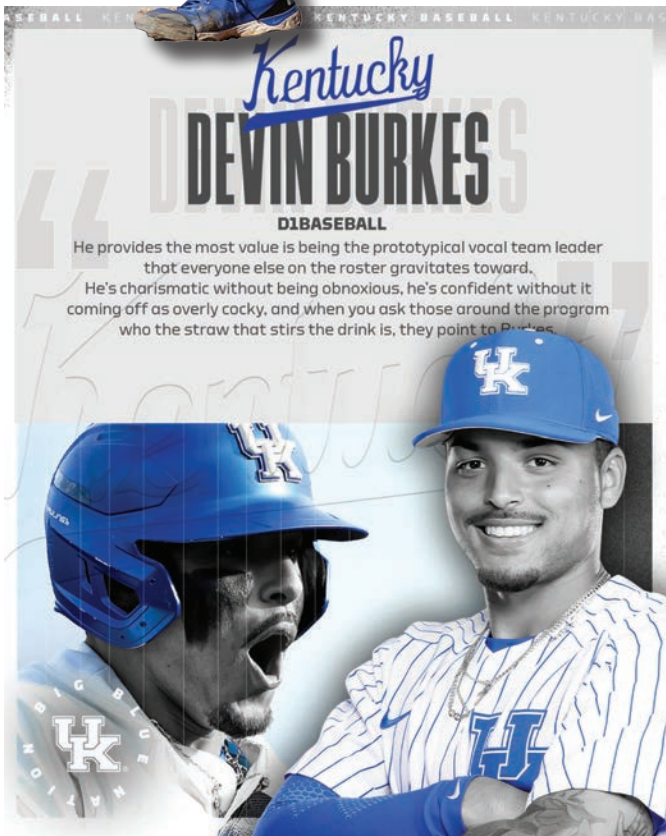
McCarthy has gotten progressively better in his time at Kentucky but looks poised for a true breakout in 2024, especially if his two-homer performance against Morehead State is any indication. He's a toolsy player who looks the part physically, and there's star power there if he can put it all together.



Kentucky 24



MASON MOORE



DEVIN BURKES



Kentucky 24



ÉMILIEEN PITRE



BASEBALL KENTUCKY BASEBALL KENTUCKY BASEBALL KENTUCKY B&G

Kentucky EMILIEEN PITRE

D1BASEBALL.COM

Pitre is quietly the player who serves as the engine in the Kentucky lineup, and he's a perfect fit for the way the Wildcats play offense. He handles the bat well, shows excellent plate discipline and is a threat to steal every time he's on base. Defensively, he's skilled enough to play shortstop, but at second base, he contributes to Kentucky having arguably the best defensive infield in the country.





MCWS SCHEDULE FOR KENTUCKY BASEBALL

THURSDAY - 13	FRIDAY - 14	SATURDAY - 15	SUNDAY - 16	MONDAY - 17	TUESDAY - 18	WEDNESDAY - 19
NCAA Practice Day	Practice	vs. [10] NCSU W, 5-4 (10)	Practice	vs. [3] TAMU L, 5-1	PPD	vs. Florida L, 15-4

RECORD BREAKERS

Kentucky's MCWS Opening Round victory over NC State was the team's 46th of the 2024 season, setting a new program record for most wins in a single season. The previous high was set at 45 by the 2012 NCAA Tournament squad. In addition to single-season wins, the 2024 squad has set program records for SEC wins, road wins, and SEC road wins on its way to the program's second SEC title and first MCWS appearance.

A DEBUT FOR THE AGES

Kentucky won its first-ever game at the Men's College World Series in the most dramatic way possible, as Mitchell Daly hit a walk-off home run to left field. After missing the biggest stage in college baseball for the first 76 editions of the tournament, the Wildcats defeated NC State, 5-4, in ten innings to open its first MCWS campaign with a 1-0 start. The Cats did not trail until the top of the ninth inning, when NC State score the go-ahead run on a wild pitch. Ryan Nicholson tied the game with a lead-off home run in the bottom of the ninth to force extras, allowing Daly to clinch the historic win for his team.



OMA-FIRSTS

Game: [10] NC State, 6/15/24a
 Win: [10] NC State, 5-4 (10), 6/15/24
 Hit: Emilien Pitre (2B, 1st Inning, NC State, 6/15/24)
 Run: Emilien Pitre (1st Inning, NC State, 6/15/24)
 RBI: Nick Lopez (1st Inning, NC State, 6/15/24)
 HR: Nolan McCarthy (4th Inning, NC State, 6/15/24)
 Strikeout: Trey Pooser (6th Inning, NC State, 6/15/24)
 Double Play: Ryan Nicholson and Grant Smith (3-6-3, 5th Inning, NC State, 6/15/24)

WALK IT OFF

Mitchell Daly's walk-off home run in the tenth inning of Kentucky's MCWS opener against NC State was Kentucky's first walk-off win of the 2024 season. The Cats had not walked off a game in a tradition manner (i.e not a run-rule) since March 17, 2023, when the Cats scored the winning run in a 5-4 (10 inning) win over Mississippi State on a wild pitch. Daly, who is in his third career MCWS appearance, blasted Kentucky's first traditional walk-off home run since March 4, 2020.

OMA-CATS

For the first time in Kentucky baseball history, the Wildcats will play at the Men's College World Series. The number two overall seed, Kentucky swept through the preliminary rounds of the NCAA Tournament, defeating Western Michigan, Illinois, Indiana State, and Oregon State (x2). The Wildcats won six games in a single NCAA Tournament for the first time in program history while picking up their first Super Regional game and series victories along the way.

RON BOMBS

Ryan Nicholson blasted his 22nd home run of the season in one the biggest moments, tying the Cats with NC State in the ninth inning of the MCWS Opening Round. The blast was his fifth of the postseason and fourth of the NCAA Tournament. He then added his 23rd versus Texas A&M. In the Lexington Regional, the Louisville native, who was named the tournament's Most Outstanding Player, blasted two crucial home runs that helped secure the Cats' second-straight regional championship. He continued his tear into the Super Regional, blasting a home run in a third consecutive game. That mark is now the most of any player under Coach Nick Mingione in a single season. Nicholson sits tied for first on the all-time in the Kentucky single season record book, with AJ Reed (2014), John Wilson (1999), and Jeff Abbott (1994).



Kentucky 24



WILDCATS RECORD WHEN...

	2024	MINGIONE
Record	46-16	262-166
Home	26-6	176-70
Away	16-5	70-83
Neutral	4-5	12-13
SEC	22-8	100-107
Home	11-4	56-46
Road	11-4	42-61
Non-Conference.....	18-4	151-44
Home	11-2	115-22
Road	5-1	28-20
Neutral.....	2-1	8-2
Non-Power Five.....	16-3	131-19
Postseason	7-4	19-17
Day games	27-12	173-98
Night games.....	19-4	90-68
One-run games	5-3	41-29
Two-run games	5-3	32-30
Five+-run games.....	21-9	130-70
Extra-inning games	4-1	13-7
In shutouts	6-2	13-11
Scoring first	32-6	181-60
Opponent scores first.....	14-10	43-109
Scoring 10 or more runs.....	20-1	106-3
Allowing 10 or more runs	3-8	6-55
Scoring six runs or more	37-2	199-39
Scoring four runs or less	1-12	31-120
Allowing four runs or less.....	27-3	186-31
Hitting home run(s).....	35-8	183-91
Allowing home run(s).....	25-10	114-124
Out-hitting an opponent	36-1	215-33
Out-hit by opponent.....	8-14	35-128
Matching opponents hits.....	2-1	11-5
vs. LHP	22-8	94-51
vs. RHP	24-8	164-117
Leading after seventh inning	36-0	217-13
Trailing after seventh inning	3-14	23-138
Tied after the seventh inning	2-1	14-12
Decided in the last at bat.....	5-1	38-19
Not committing an error	23-8	125-53
Committing two or more errors	5-3	35-57
vs. Top 25	18-6	78-98
vs. Top 10	6-4	37-59
On Monday.....	0-1	2-1
On Tuesday.....	7-1	58-16
On Wednesday.....	1-2	15-7
On Thursday	3-0	8-13
On Friday.....	11-5	64-45
On Saturday.....	12-5	59-53
On Sunday	12-2	59-31
In February.....	7-1	46-17
In March	17-3	102-37
In April.....	9-5	58-59
In May	8-5	48-47
In June.....	5-2	13-8
In 1st Base Dugout.....	11-3	98-59
In 3rd Base Dugout.....	35-13	163-106
UNI WATCH		
HOME		
White top/White pants/Blue cap.....	7-4	50-20
Blue top/White pants/Blue cap.....	8-1	37-9
Blue top/Pinstripe pants/Blue cap... ..	0-0	14-5
Blue top/White pants/Black cap.....	0-0	1-0
Blue top/White pants/Camo cap	1-1	2-3
Black top/White pants/Black cap	3-2	16-12
Black top/White pants/Blue cap.....	0-0	1-1
Black top/White pants/Blue cap.....	0-0	1-1
Black top/White pants/Camo cap.....	0-0	2-0
Black top/Pinstripe pants/Black cap	2-0	5-1
Creams/Blue cap	1-1	21-7
Pinstripes/Blue cap	2-0	20-13
Pinstripes/Black cap	2-0	2-0
ROAD		
Gray top/Gray pants/Blue cap.....	0-0	15-19
Gray top/Gray pants/Black cap.....	1-0	6-9
Gray top/Gray pants/Gray cap	5-3	13-13
Blue top/Gray pants/Blue cap	2-2	24-28
Blue top/Gray pants/Gray cap.....	8-1	10-1
Black top/Gray pants/Black cap	4-1	15-28
Black top/Gray pants/Blue cap	0-0	1-0

SUPER PITCHING

Kentucky pitchers put on a historic performance in the Lexington Super Regional, holding a top-ten Oregon State offense to just three hits across the two games. The three hits allowed in the series is the lowest hit total for an opposing team in Super Regional history. The Cats one-hit the Beavers in game one, before allowing a pair in the series finale. From the second inning of game one to the seventh inning of game two, Kentucky pitchers went 14 consecutive innings without allowing a hit. Additionally, the only two runs that Oregon State scored in the series came without a hit in the inning, as OSU scored on four walks and an error in the fourth inning of game two.

THE SKIP

Kentucky Head Coach Nick Mingione was named the 2024 National Coach of the Year for the second time in his eight-year tenure with the Wildcats, picking up the laurel from both Perfect Game and the NCBWA. Mingione, the 2024 SEC Coach of the Year, guided the Cats to the program's first-ever Men's College World Series berth, the program's second-ever SEC Regular Season Championship, a program record 46 wins, and a program best 22 SEC victories. Kentucky has also reached a school-record ranking of No. 2 in all five major polls, as well as the program's highest national seed (2). In the NCAA Tournament, the Wildcats swept a regional for the first time, hosted the first-ever Lexington Super Regional, and claimed the first two Super Regional wins in Kentucky history on the way to Omaha. He has coached two All-Americans, two All-District, and five All-SEC players on the 2024 squad. Mingione was also named the National Coach of the Year, as well as SEC Coach of the Year, in 2017 after taking the program to its first Super Regional during his first year at the helm.

ALL-AMERICANS

The Wildcats had a trio of players named to All-American teams, as Nick Lopez, Emilien Pitre, and Ryan Waldschmidt each earned national recognition. Lopez was named the Second Team Designated Hitter by the NCBWA after batting .350 in his first season as a Wildcat, boasting 50 RBI, 57 runs, 22 doubles, and 24 multi-hit games. Pitre was named to the ABCA/Rawlings Third Team at Second Base after a career year, batting .298 on the season, with nine home runs, 56 RBI, and 25 stolen bases. Pitre also boasts an impressive .992 fielding percentage after only committing two errors across all 59 games this season. Waldschmidt earned Third Team Outfield honors from Perfect Game after a breakout 2024 season that saw the Bradenton, Florida native hit .346 with 64 runs, 14 homers, and 24 stolen bases from the leadoff position. He also was top-five in the SEC with a .405 batting average in conference play.

ELITE 90

LHP Evan Byers was named the 2024 Elite 90 Recipient for Baseball, given to the top student-athlete at each of the NCAA's championship final sites. By having the top GPA among MCWS participants, Byers received the prestigious honor at the MCWS Opening Ceremonies. The Nicholasville, Kentucky native recently graduated with a Bachelor's of Science in Animal Science, carrying a 4.0 GPA.

ACADEMIC ALL-AMERICA

IF Mitchell Daly (2nd Team) and IF Emilien Pitre (3rd Team) each were named Academic All-America by the College Sports Communicators. UK has had a member of the prestigious team in four straight seasons and five of the past six overall.

BIG GAME NOLAN

CF Nolan McCarthy was the hero in Kentucky's MCWS-clinching win over Oregon State in game two of the Lexington Super Regional, going 2-2 with a pair of doubles, two RBI. McCarthy played a part in all three Wildcat runs, driving in the game's first score with a double down the left field line that ricocheted off the corner wall and allowed Ryan Nicholson to cross home. Later, McCarthy would push another run home on a successful squeeze bunt down the first



SEASON SUPERLATIVES

Most Wins in a Season

46 - 2024
45 - 2012
44 - 2008
44 - 2006
43 - 2017
41 - 1991
40 - 2023
40 - 1987

Most SEC Wins in a Season

22 - 2024
20 - 2006
19 - 2017
18 - 2012
18 - 1988
16 - 2023
16 - 2008
16 - 1987

Most Road Wins in a Season

16 - 2024
11 - 2017
11 - 2012
11 - 1996

Most SEC Road Wins in a Season

11 - 2024
9 - 2017

Most Wins vs. Ranked Opponents

20 - 2006
*18 - 2024
17 - 2017
14 - 2012
13 - 2022
13 - 2010

Fastest to 30 Wins in a Season

33 - 2012
35 - 2024

Best Starts in Program History

33-5 - 2012
31-5 - 2024

Home Runs

Player, Season	HR
1. John Wilson, 1999	23
Jeff Abbott, 1994	23
AJ Reed, 2014	23
Ryan Nicholson, 2024	23
5. Chris Gonzalez, 1994	20
Mike Harris, 1991	20
Rick Norton, 1991	20
Randy Clark, 1984	20
Ryan Strieby, 2006	20

Runs Batted In

Player, Season	RBI
1. Sawyer Carroll, 2008	83
2. Ryan Strieby, 2006	77
3. Sean Coughlin, 2007	73
AJ Reed, 2014	73
5. Rick Norton, 1991	72
6. Hunter Gilliam, 2023	71
7. Riley Mahan, 2017	67
8. John Wilson, 2000	65
9. Jeff Abbott, 1994	64
10. Josh Loggins, 1998	63
Ryan Nicholson, 2024	63

Stolen Bases

Player, Season	SB
1. Chad Green, 1996	56
2. Chad Green, 1995	54
3. Paul Blandford, 1995	36
4. Anthony Morrow, 1990	35
Jimmy Sherrill, 1977	35
6. Chris Bisson, 2010	32
Terry Shumpert, 1987	32
8. Jeff Michael, 1993	28
Terry Shumpert, 1986	28
10. Andy Green, 2000	27
<i>Emilien Pitre, 2024</i>	<i>26</i>
<i>Ryan Waldschmidt, 2024</i>	<i>25</i>

Wins


Player, Season	W
1. Jeff Keener, 1981	13
2. Joe Georger, 1979	12
AJ Reed, 2014	12
4. Sean Hjelle, 2017	11
5. Matthew Coleman, 1987	10
Greg Dombrowski, 2006	10
7. Mason Moore, 2024	9
Dustin Beggs, 2016	9
Corey Littrell, 2012	9
<i>Dominic Niman, 2024</i>	<i>8</i>

Stolen Bases (Team)

1. 142	1996
2. 135	1995
3. 120	2010
120	2024
5. 97	1999

Fielding Percentage (Team)

1. .984	2023
2. .980	2024
3. .978	2021
4. .977	2022
5. .976	2012





2024 SPLITS

	G	AVG.	R	H	2B	3B	HR	RBI	BB	K	SB
OVERALL	62	.282	481	567	130	10	89	445	296	494	120
SEC	30	.307	254	308	67	1	56	237	138	230	55
NON-SEC	32	.257	227	259	63	9	33	208	158	264	65
NCAAT	8	.236	44	61	17	0	11	39	30	72	11
HOME	32	.307	260	307	79	8	43	240	163	239	54
AWAY	21	.281	174	206	44	0	36	161	98	163	52
NEUTRAL	9	.195	47	54	7	2	10	44	35	92	14
DAY	38	.291	280	355	83	7	51	261	171	280	66
NIGHT	24	.268	201	212	48	3	38	184	125	214	54
WINS	46	.307	428	465	117	10	76	395	249	341	107
LOSSES	16	.205	53	102	16	0	15	50	47	153	13
FEBRUARY	8	.243	60	63	12	2	7	54	38	64	22
MARCH	20	.305	176	193	47	7	22	159	111	132	46
APRIL	14	.310	115	149	25	0	36	112	62	112	24
MAY	13	.275	96	114	35	1	14	91	58	121	20
JUNE	7	.213	34	48	11	0	10	29	27	65	8

base line. However, his shining moment came in the seventh inning, as he scored from second base on a strikeout-wild pitch to break a 2-2 tie. McCarthy also hit a go-ahead, two-run home run in the fourth inning of Kentucky's MCWS-opening win against NC State, the program's first-ever long ball in Omaha.

WELCOME TO THE SHOW

A former Division II standout at Erskine College, RHP Johnny Hummel had a bold introduction to the NCAA Division I Baseball Tournament, entering game two of the Lexington Super Regional with runners on the corners and two outs in the bottom of the ninth. With a trip to Omaha on the line, Hummel struck out the only batter he had faced thus far in the tournament on three pitches to send the Cats to Omaha for the first time in program history. Hummel picked up the winning decision in Kentucky's first-ever MCWS game, shutting out NC State over the final 1.2 innings of the game.

POSTSEASON POOS

Entering the MCWS, Trey Pooser has been electric in his three postseason starts for the Cats, defeating No. 5 Arkansas in the SEC Tournament, knocking off Big Ten Champion Illinois in the Lexington Regional, and shutting down a top-ten Oregon State squad in the first game of the Lexington Super Regional. Pooser has a 3-0 record with a 0.47 ERA across those three starts, allowing only one run and striking out a team-high 17. Pooser was named to the Lexington Regional All-Tournament Team. He added another stellar start versus NC State in Omaha and allowed just four runs in 25.2 postseason innings.

BIG O

RHP Cameron O'Brien has been nails for Kentucky in the NCAA Tournament, excelling his his fireman role while also emerging as a true long reliever. The Campbell transfer has picked up winning decisions in two of Kentucky's five tournament victories, including game two of the Lexington Super Regional against Oregon State. He holds a 0.00 ERA in the NCAA Tournament, striking out 12, while only allowing one walk and three hits over 6.1 innings of work. O'Brien set a school single-season record with 36 appearances on the mound.

THE SPINS

RHP Robert Hogan was a key piece of the Kentucky bullpen as they have shut down opposing offenses this postseason, as he has yet to surrender a run in two significant appearances in the tournament. Entering the MCWS, Hogan had gone 5.2 innings of shutout ball, only allowing two hits and striking out

MULTI-HIT GAMES AT UK

PLAYER	2024	CAREER
DEVIN BURKES	12	32
REUBEN CHURCH	0	19
TY CRITTENBERGER	1	1
MITCHELL DALY	15	15
PATRICK HERRERA	3	3
NICK LOPEZ	25	25
NOLAN MCCARTHY	16	24
JAMES MCCOY	8	14
RYAN NICHOLSON	17	17
EMILIE PITRE	23	41
GRANT SMITH	7	11
RYAN WALDSCHMIDT	20	32

MULTI-RBI GAMES AT UK

PLAYER	2024	CAREER
DEVIN BURKES	9	22
GRIFFIN CAMERON	1	1
REUBEN CHURCH	1	12
TY CRITTENBERGER	1	1
MITCHELL DALY	9	9
AUSTIN FAWLEY	1	1
PATRICK HERRERA	2	2
ETHAN HINDLE	1	1
NICK LOPEZ	16	16
NOLAN MCCARTHY	10	18
JAMES MCCOY	7	13
RYAN NICHOLSON	16	16
EMILIE PITRE	16	31
LUKAS SCHRAMM	1	1
GRANT SMITH	9	14
RYAN WALDSCHMIDT	12	23

CURRENT HIT/REACH BASE STREAKS

(listed alphabetically; *career)

PLAYER	LONGEST*	CURRENT	REACH SAFE
BURKES	11	-	-
CAMERON	2	1	4
CHURCH	10	-	-
CRITNBRGR	1	-	-
DALY	7	1	9
FAWLEY	2	-	-
GARGETT	1	-	-
HERRERA	3	-	-
HINDLE	-	-	-
LOPEZ	9	1	1
MCCARTHY	10	-	-
MCCOY	8	-	1
NICHOLSON	9	-	-
PITRE	10	3	3
SCHRAMM	2	-	-
SMALL	2	-	-
G. SMITH	10	-	-
WALDSCHMDT	12	-	3




RYAN WALDSCHMIDT

THIEVES OF THE INDUSTRY

- In eight years under coach Nick Mingione the Wildcats have swiped 684 bases in 783 attempts, a success rate of 77.1 percent.
- In 2023, for the first time in school history (for which stats are available, 1969) the Cats had four players with at least 15 stolen bases.
- In 2023, UK stole more than 80 bases for the third time in Mingione's tenure.
- In 2021, the Cats stole 78 bases in 86 attempts. It was the highest success rate (90.7) of any Division I-A team with 50+ stolen bases.
- The Cats return two players in 2024 with at least 17 steals a season ago.
- In total, incoming transfers stole 27 bases last season and true freshman Griffin Cameron ranked third in his collegiate summer league (Prospect League) with 34 swipes.
- UK has five players on the 2024 roster with at least 15 career stolen bases, including three with at least 30.
- Emilien Pitre has 46 stolen bases in a Kentucky uniform, which ranks 9th on the school's career list. Ryan Waldschmidt has stolen 42 bags in a Kentucky uniform and 60 total.

Kentucky has stolen at least 53 bases in each of the seven full seasons Mingione has been head coach and had more than 75 four times.

<u>YEAR</u>	<u>SB/ATT</u>
2017	63-95
2018	58-84
2019	85-116
2020	25-34
2021	78-86
2022	81-92
2023	94-123
2024	120-153
Total	604-783



ÉMILIEEN PITRE





TRACKING KENTUCKY'S EXTRA-BASE HITS

Player	Doubles 2024 (career)	Triples 2024 (career)	Home Runs 2024 (career)	Totals 2024 (career)
DEVIN BURKES	14 (36)	1 (2)	3 (15)	18 (53)
REUBEN CHURCH	3 (20)	0 (2)	0 (5)	3 (27)
TY CRITTENBERGER	1 (32)	0 (3)	2 (11)	3 (46)
MITCHELL DALY	15 (52)	1 (3)	7 (20)	23 (75)
AUSTIN FAWLEY	1 (1)	0 (0)	2 (2)	3 (3)
KYUSS GARGETT	1 (1)	1 (1)	1 (1)	3 (3)
ETHAN HINDLE	1 (1)	0 (0)	0 (0)	1 (1)
PATRICK HERRERA	4 (12)	1 (2)	0 (2)	5 (16)
NICK LOPEZ	22 (46)	2 (2)	5 (18)	29 (66)
NOLAN MCCARTHY	12 (22)	1 (2)	8 (13)	21 (37)
JAMES MCCOY	4 (13)	1 (2)	6 (11)	11 (26)
RYAN NICHOLSON	10 (41)	0 (3)	23 (56)	33 (100)
EMILIE PITRE	20 (36)	1 (2)	10 (11)	31 (49)
LUKAS SCHRAMM	1 (1)	1 (1)	1 (1)	3 (3)
ELI SMALL	1 (1)	0 (0)	1 (1)	2 (2)
GRANT SMITH	3 (32)	0 (4)	5 (29)	8 (65)
RYAN WALDSCHMIDT	17 (36)	0 (3)	14 (28)	31 (67)
TOTALS	130 (383)	10 (32)	89 (224)	229 (639)

(*NOTE: STATS ARE FOR ENTIRE CAREER AT D-I LEVEL; ^2024 IS FIRST SEASON AT KENTUCKY)

seven. He picked up the save in Kentucky's opening round win of the Lexington Regional over Western Michigan.

SHOVING WHEN IT MATTERS

Entering the MCWS, Kentucky pitchers held opponents to just three runs over 39 innings of NCAA Tournament action, dating to the seventh inning of Kentucky's opening round game. The Kentucky bullpen has been stellar over that stretch, not surrendering a run in the last four games. By holding Indiana State and Oregon State without a run in back-to-back games, Kentucky pitchers have tossed back-to-back shutouts in NCAA Tournament play for just the second time in program history and the first since the program's first birth in 1949. This is only the third time the Cats have had multiple shutouts in one tournament (1949, 2023). Kentucky now owns six shutouts in NCAA Tournament play.

ONE DOWN, ONE TO GO

With Kentucky's 10-0 win over Oregon State in Game One of the Lexington Super Regional, the Wildcats moved within one victory from the program's first trip to the Men's College World Series. The win was also a program first in the Super Regional round, but it is not the first time that the Cats have been one win away from Omaha. In 1988, prior to the introduction of the Super Regional round, the Cats defeated Rutgers, St. John's, and Clemson to advance to the final of the Northeast Regional, only needing one win in two tries to advance to Omaha, but Kentucky fell twice to eventual national champion Stanford and fell short of the MCWS.

STAR POWER

Kentucky has had to play series against all three of the Golden Spikes Award finalists, owning a 8-1 record against their teams to this point. The Cats swept Charlie Condon and Georgia to open SEC play, preventing the nation's leader in home runs to leave the yard. Kentucky also took two of three games from Arkansas in the season series before handing Hagen Smith his first losing decision of the year in a SEC Tournament Victory. Kentucky held Travis Bazzana to a 1-7 performance, with three strikeouts, over two games in the Lexington Super Regional.

SWEET SWEEP

Kentucky baseball swept through a regional for the first time in program history last week, claiming its third regional championship with victories over Western Michigan, Illinois, and Indiana State. In 2017 and 2023, the Cats had to battle through the elimination bracket to advance to Super Regionals; however, this

QUALITY STARTS (15)

(*6 IP, 3 OR FEWER EARNED RUNS)		
DATE	PITCHER (#)	IP (H, R-ER, BB, K)
3/2	NIMAN (1)	6.0 (4, 1-1, 1, 5)
3/10	MOORE (1)	7.0 (1, 1-0, 1, 3)
3/16	NIMAN (2)	6.2 (3, 3-0, 4, 5)
3/17	MOORE (2)	6.0 (3, 2-2, 2, 8)
3/22	POOSER (1)	6.0 (3, 1-1, 2, 7)
3/23	NIMAN (3)	7.0 (5, 2-2, 0, 9)
4/5	POOSER (2)	7.0 (6, 2-2, 1, 3)
4/6	NIMAN (4)	9.0 (3, 0-0, 0, 7)
4/19	POOSER (3)	6.0 (5, 3-3, 1, 4)
4/26	POOSER (4)	7.0 (4, 1-1, 3, 11)
5/12	MOORE (3)	6.2 (3, 2-2, 4, 6)
6/1	POOSER (5)	7.0 (5, 1-1, 2, 7)
6/2	MOORE (4)	6.0 (4, 0-0, 3, 6)
6/8	POOSER (6)	7.0 (1, 0-0, 4, 8)
6/15	POOSER (6)	6.2 (9, 3-3, 2, 3)

SAVES (17)

DATE	PITCHER (#)	OPPONENT
2/17	HUMMEL (1)	USC UPSTATE
3/1	NOVE (1)	LIPSCOMB
3/6	POOSER (1)	EKU
3/10	POOSER (2)	KENNESAW STATE
3/16	NOVE (2)	GEORGIA
3/24	MCCOY (1)	MISSOURI
3/29	HUMMEL (2)	OLE MISS
4/11	HUMMEL (3)	AUBURN
4/13	HUMMEL (4)	AUBURN
4/19	HUMMEL (5)	TENNESSEE
4/27	HAGENOW (1)	SOUTH CAROLINA
5/5	HUMMEL (6)	ARKANSAS
5/10	HAGENOW (2)	FLORIDA
5/12	CLEAVER (1)	FLORIDA
5/31	HOGAN (1)	WESTERN MICHIGAN (NCAAT)
6/1	HAGENOW (3)	ILLINOIS (NCAAT)
6/9	HUMMEL (7)	OREGON ST. (NCAAT)



season, Kentucky was able to take care of business and advance in the fewest amount of games possible.

ALL-TOURNAMENT TEAM

Kentucky dominated the Lexington Regional All-Tournament Team, headlined by Most Outstanding Player, and All-Tournament First Baseman, Ryan Nicholson. Six other Wildcats were honored, including Devin Burkes (C), Emilien Pitre (2B), Mitchell Daly (3B), Ryan Waldschmidt (OF), Trey Pooser (P), and Mason Moore (P). Indiana State had three recipients--Randal Diaz (SS), Dominic Listi (OF), and Brenny Cutts (P)-- while Illinois, Ryan Moerman (OF), and Western Michigan, CH Richmond (DH), each had one player on the team.

JUNE BASEBALL

Kentucky has advanced to the Super Regionals in all three NCAA Tournament Appearances under Head Coach Nick Mingione (2017, 2023, 2024). The Wildcats have also not played a regional away from Lexington since Mingione has been at the helm, advancing out of home in all three occasions. Kentucky is 11-2 in the regional round under Mingione. After having to travel to Louisville and LSU for the program's first two Super Regional appearances, the Cats will finally be able to host the first-ever Lexington Super Regional this weekend.

TWO-AND-OH SO GOOD

For the first time since 1988, and the first time ever in the current regional format, Kentucky has won the first two games of a regional. Despite advancing to Super Regionals in each of its last two tournament appearances, the Cats had dropped the Winners' Bracket game in both 2017

KENTUCKY HEAD COACH NICK MINGIONE HAS WON 262 CAREER GAMES AT THE SCHOOL. HE CURRENTLY RANKS SECOND ON THE ALL-TIME WINS LIST AND HAS THE HIGHEST WINNING PERCENTAGE OF ANY COACH WHO SPENT AT LEAST 100 GAMES AT THE SCHOOL.

COACH	VICTORIES	PCT.	SEASONS
KEITH MADISON (1979-2003)	735	.535	25
NICK MINGIONE (2017-)	262	.612	8
GARY HENDERSON (2009-16)	258	.564	8
JOHN COHEN (2004-08)	175	.610	5
HARRY LANCASTER (1947, 1951-65)	163	.500	16

THE BIG INNING (70)	
<i>(3 or more runs scored; Blue shaded are SEC games)</i>	
OPPONENT	RUNS
USC UPSTATE - G1	4
USC UPSTATE - G1	4
USC UPSTATE - G3	3
MOREHEAD STATE	7
TEXAS STATE	3
TEXAS STATE	5
KANSAS	3
WESTERN KENTUCKY	3
LIPSCOMB - G2	5
LIPSCOMB - G2	7
LIPSCOMB - G3	4
EASTERN KENTUCKY - G1	5
EASTERN KENTUCKY - G1	3
EASTERN KENTUCKY - G2	3
KENNESAW STATE - G3	3
MURRAY STATE	4
MURRAY STATE	5
GEORGIA - G1	5
GEORGIA - G1	5
GEORGIA - G1	5
GEORGIA - G2	3
GEORGIA - G3	5
GEORGIA - G3	4
EVANSVILLE	3
EVANSVILLE	7
MISSOURI - G1	6
MISSOURI - G3	3
MISSOURI - G3	3
MIAMI UNIVERSITY	6
OLE MISS - G1	3
OLE MISS - G2	4
OLE MISS - G2	4
OLE MISS - G2	4
OLE MISS - G3	4
OLE MISS - G3	5
OLE MISS - G3	5
OLE MISS - G3	4
ALABAMA - G1	3
ALABAMA - G2	4
ALABAMA - G3	3
ALABAMA - G3	5
SAMFORD	3
AUBURN - G2	3
AUBURN - G2	3
AUBURN - G3	3
AUBURN - G3	6
AUBURN - G3	3
LOUISVILLE	4
LOUISVILLE	5
LOUISVILLE	5
TENNESSEE - G1	3
TENNESSEE - G3	4
So. CAROLINA - G1	3
So. CAROLINA - G2	5
So. CAROLINA - G2	5
So. CAROLINA - G2	3
ARKANSAS - G2	3
ARKANSAS - G2	4
ARKANSAS - G2	4
ARKANSAS - G3	3
FLORIDA - G1	3
FLORIDA - G1	3
FLORIDA - G1	3
FLORIDA - G3	3
FLORIDA - G3	4
VANDERBILT - G1	3
VANDERBILT - G1	4
VANDERBILT - G2	5
VANDERBILT - G2	3
VANDERBILT - G2	4
ARKANSAS - SECT	3
ARKANSAS - SECT	3
WESTERN MICHIGAN - NCAAT	4
OREGON STATE - NCAAT	7



and 2023. Kentucky finally got over that hump this year, defeating Illinois, 6-1, in Game 4 to advance to the regional final without a loss. This is the first time that Kentucky has started 2-0 when it has hosted a regional.

MAGIC MAMO

Mason Moore continues to save his best stuff for the NCAA Tournament, as he delivered another spectacular performance in Sunday's regional final win over Indiana State. The Morehead, Kentucky native earned the win, going 6.0 innings without allowing a run, scattering four hits and three walks while striking out six. This extended Moore's scoreless inning streak in the NCAA Tournament to 20.1 innings. Last season, Moore went 2-0 in the NCAA Tournament with wins over Ball State and Indiana, while also throwing 4.1 scoreless innings against the eventual national champions, LSU, in the super regionals. He has been the winning pitcher in both of Kentucky's regional championship-clinching games in the past two seasons and was also named to the Lexington Regional All-Tournament team in 2023 and 2024.

#SCTOP10

SS Grant Smith found himself at the pinnacle of sports highlights after Kentucky's regional championship victory over Indiana State. Smith took the No. 1 spot on SportsCenter's Top 10 plays for June 2 for his spectacular catch in the fifth inning. Smith, who was shaded towards second base to hold on a runner, sprinted into left

TWO-OUT RBI	
PLAYER	RBI
DEVIN BURKES	15
GRIFFIN CAMERON	1
REUBEN CHURCH	1
TY CRITTENBERGER	1
MITCHELL DALY	24
AUSTIN FAWLEY	3
PATRICK HERRERA	9
NICK LOPEZ	26
NOLAN MCCARTHY	12
JAMES MCCOY	7
RYAN NICHOLSON	19
EMILIEN PITRE	24
LUKAS SCHRAMM	4
GRANT SMITH	16
RYAN WALDSCHMIDT	17
TEAM	180

TRACKING KENTUCKY CAREER HIGHS

PLAYER	HITS (most recent)	RBI (most recent)	RUNS (most recent)
DEVIN BURKES	4 (vs LSU; 5/26/22)	7 (vs. WRIGHT STATE; 2/26/23)	4 (vs. TEXAS STATE; 2/24/24)
GRIFFIN CAMERON	1 (vs LIPSCOMB; 3/3/24)	2 (vs LIPSCOMB; 3/2/24)	2 (AT UPSTATE; 2/16/24)
REUBEN CHURCH	4 (vs MOREHEAD; 2/28/23)	5 (AT AUBURN; 3/26/21)	3 (vs. MOREHEAD; 2/28/23)
TY CRITTENBERGER	3 (AT UPSTATE; 2/18/24)	2 (AT UPSTATE; 2/18/24)	2 (AT UPSTATE; 2/18/24)
MITCHELL DALY	3 (vs TENNESSEE; 4/21/24)	6 (vs. TEXAS STATE; 2/24/24)	3 (vs VANDERBILT; 5/17/24)
KYUSS GARGETT	1 (vs KENNESAW STATE; 3/8/24)	1 (vs KENNESAW STATE; 3/8/24)	2 (vs LIPSCOMB; 3/3/24)
AUSTIN FAWLEY	1 (AT LOUISVILLE; 4/16/24)	2 (AT LOUISVILLE; 4/16/24)	1 (AT LOUISVILLE; 4/16/24)
PATRICK HERRERA	3 (vs LIPSCOMB; 3/2/24)	4 (AT FLORIDA; 5/12/24)	2 (vs MIAMI U; 3/26/24)
ETHAN HINDLE	1 (vs EKU; 3/5/24)	2 (vs EKU; 3/5/24)	1 (vs LIPSCOMB; 3/3/24)
NICK LOPEZ	5 (vs MURRAY STATE; 3/12/24)	5 (AT FLORIDA; 5/10/24)	4 (AT OLE MISS; 3/30/24)
JAMES MCCOY	4 (AT OLE MISS; 3/30/24)	3 (vs. WMU (NCAAT); 5/31/24)	3 (AT SOUTH CAROLINA; 4/27/24)
NOLAN MCCARTHY	3 (AT AUBURN; 4/12/24)	6 (AT OLE MISS; 3/30/24)	4 (AT OLE MISS; 3/30/24)
RYAN NICHOLSON	3 (vs OREGON STATE (NCAAT); 6/8/24)	5 (AT FLORIDA; 5/10/24)	3 (AT SOUTH CAROLINA; 4/27/24)
EMILIEN PITRE	4 (AT LSU; 4/13/23)	4 (vs ARKANSAS; 5/4/24)	4 (AT SIU; 3/12/23)
LUKAS SCHRAMM	1 (vs EKU; 3/5/24)	2 (vs TEXAS STATE; 2/24/24)	2 (AT UPSTATE; 2/18/24)
ELI SMALL	1 (AT FLORIDA; 5/10/24)	1 (AT FLORIDA; 5/10/24)	1 (AT FLORIDA; 5/10/24)
GRANT SMITH	3 (vs. ALABAMA; 4/7/24)	4 (AT SOUTH CAROLINA; 4/27/24)	3 (vs ARKANSAS; 5/4/24)
RYAN WALDSCHMIDT	4 (vs VANDERBILT; 5/17/24)	6 (AT LOUISVILLE; 4/16/24)	4 (vs VANDERBILT; 5/17/24)
PITCHERS	INNINGS (most recent)	STRIKEOUTS (most recent)	PITCHES (most recent)
CARSON APPLGATE	1.0 (vs KENNESAW STATE; 3/9/24)	1 (vs KENNESAW STATE; 3/9/24)	18 (vs KENNESAW STATE; 3/9/24)
EVAN BYERS	3.0 (vs. TEXAS A&M {CWS}; 6/17/24)	3 (vs MISSOURI; 4/1/23)	41 (vs. TEXAS A&M {CWS}; 6/17/24)
BEN CLEAVER	2.0 (vs SOUTH CAROLINA; 5/24/24)	3 (vs SOUTH CAROLINA; 5/24/24)	31 (vs SOUTH CAROLINA; 5/24/24)
COLBY FRIEDA	2.0 (vs LIPSCOMB; 3/3/24)	4 (vs LIPSCOMB; 3/3/24)	45 (vs. VANDERBILT; 4/22/22)
RYAN HAGENOW	4.2 (vs INDIANA; 6/4/23)	6 (vs. HIGH POINT; 3/13/22)	82 (AT MISS. STATE; 4/1/21)
EVAN HART	0.1 (vs KENNESAW STATE; 3/9/24)	1 (vs. WESTERN KY; 2/27/24)	10 (vs. WESTERN KY; 2/27/24)
ZACH HISE	2.0 (AT ALABAMA; 3/24/23)	3 (AT LSU; 4/13/23)	52 (AT LSU; 4/13/23)
ROBERT HOGAN	3.2 (vs TENNESSEE; 4/21/24)	5 (vs LSU; 5/22/24)	66 (vs TENNESSEE; 4/20/24)
JOHNNY HUMMEL	3.1 (AT MISSOURI; 3/22/24)	6 (AT MISSOURI; 3/22/24)	54 (AT MISSOURI; 3/22/24)
DREW LAFFERTY	5.0 (vs EKU; 3/5/24)	4 (vs EVANSVILLE; 3/19/24)	70 (vs EVANSVILLE; 3/19/24)
JAMES MCCOY	1.2 (vs KENNESAW STATE; 3/9/24)	1 (vs KENNESAW STATE; 3/9/24)	32 (vs KENNESAW STATE; 3/9/24)
MASON MOORE	7.0 (vs. ALABAMA; 4/7/24)	8 (vs GEORGIA; 3/17/24)	110 (AT FLORIDA; 5/12/24)
DOMINIC NIMAN	9.0 (vs. ALABAMA; 4/6/24)	9 (AT MISSOURI; 3/23/24)	114 (vs. GEORGIA; 3/16/24)
JACKSON NOVE	3.0 (vs LIPSCOMB; 3/1/24)	5 (vs LIPSCOMB; 3/1/24)	54 (AT AUBURN; 4/12/24)
CAMERON O'BRIEN	2.1 (vs INDIANA STATE (NCAAT); 6/2/24)	5 (vs INDIANA STATE (NCAAT); 6/2/24)	42 (vs INDIANA STATE (NCAAT); 6/2/24)
TREY POOSER	7.0 (vs. OREGON STATE (NCAAT); 6/1/24)	11 (AT SOUTH CAROLINA; 4/26/24)	114 (AT SOUTH CAROLINA; 4/26/24)
COOPER ROBINSON	2.0 (AT EKU; 3/6/24)	4 (AT EKU; 3/6/24)	38 (AT EKU; 3/6/24)
HAYDEN SMITH	1.2 (vs MOREHEAD; 2/20/24)	-	28 (vs. MOREHEAD; 2/20/24)
TRAVIS SMITH	7.0 (vs KENNESAW STATE; 3/8/24)	8 (vs. LOUISVILLE; 4/25/23)	104 (vs KENNESAW STATE; 3/8/24)
JAKE TITUS	1.1 (vs WESTERN KY; 2/27/24)	1 (vs. WESTERN KY; 2/27/24)	21 (vs LSU; 5/22/24)



field on a flared ball. The Albuquerque native covered an insane amount of ground, leapt in the air, and made the catch with left fielder Ryan Waldschmidt giving way. Smith then fired the ball back into the infield to prevent the runner on third from tagging, preserving the shutout.

BACK 2 BACK

Kentucky has qualified for back-to-back NCAA Regionals for the first time in program history, with both being hosted in Lexington. This is only the second time the Wildcats have made consecutive postseason appearances, with the Cats making the 1949 and 1950 NCAA District III Tournaments, but falling short of the Regional round in both tries.

REGIONAL OF CHAMPIONS

The Lexington Regional is one of two regionals in the country (Oklahoma) where all four teams won a conference championship (regular season or tournament) in 2024. Kentucky won its second SEC Regular Season Championship in program history, Indiana State won the Missouri Valley Regular Season title for the second year in a row, Illinois claimed the Big Ten Regular Season trophy, while Western Michigan won the MAC Tournament to claim the AQ.

LEXINGTON REGIONAL HISTORY

2024 will mark the fourth time that Kentucky has hosted an NCAA Regional. In 2006, the same year Kentucky won its first SEC Championship, the Wildcats welcomed postseason baseball to Lexington for the first time, eventually losing to College of Charleston in the regional final. In 2017, Nick Mingione's first season, Kentucky hosted its second and final regional at Cliff Hagen Stadium, winning three straight elimination games to advance to the program's first super regional. Last season, Kentucky Proud Park welcomed the NCAA Tournament for the first time, as the Cats once again played out of the loser's bracket to advance to supers. Entering 2024, the Wildcats are 10-4 (.714) in NCAA Tournament games at home, going 2-2 in 2006, before going 4-1 in both 2017 and 2023.

STAYING AT HOME

Kentucky has hosted an NCAA Regional in each of its last three tournament appearances, winning the previous two (2017, 2023). For the first time in program history, the Cats are hosting a regional in back-to-back seasons. In fact, 2024 marks just the second time that Kentucky has qualified for back-to-back postseasons (1949, 1950). Kentucky is one of five programs (Arkansas, Clemson, Oklahoma State, Virginia) to host in each of the past two seasons.

FEELING THE MAC-TION

Kentucky has played a team from the Mid-American Conference in each of its NCAA Tournament appearances in the 21st century, including Friday's opening round game vs. Western Michigan. In all four Lexington Regionals, Kentucky has played the MAC champion in the first round, losing to Ball State in 2006, before defeating Ohio in 2017 and Ball State in 2023. The Wildcats are 5-3 (.625) in the NCAA Tournament against teams from the MAC.

2024 JUST MEANS MORE

The 2024 SEC season has been a truly historic run for Kentucky, as they have rewritten the record book in terms of wins and success. For just the second time in school history, and the first since 2006, the Wildcats claimed

the SEC Regular Season Championship, splitting the title with Tennessee. The Wildcats also set new program-best marks in several team categories including:

- Wins (22)
- Series Wins (8)
- Most series sweeps in SEC (4)
- 11-1 record against SEC West Opponents
- Double-Digit runs in 12 SEC games
- Two-Year SEC Win Total (38)
- Best SEC Start (15-1)
- SEC Road Record (11-4)

40 PIECE

With Kentucky's 9-6 win over No. 5 Arkansas in the third round of the SEC Tournament, the Cats reached the 40 win milestone for the second straight season. This is the first time that Kentucky has won forty games in back-to-back season in program history. That ranks as the program's sixth highest win total in a single season, matching the 2023 and 1987 squads.

BIGGIE BOX

One of the pillars of UK's offense is working its game goals in search of the big inning - "Biggie Box" - which is defined as any inning where the Cats put three or more runs on the scoreboard. The approach has been incredibly effective during the Mingione era and the Cats have done it 69 times in 2024. The Cats also are 192-37 under Mingione when scoring six or more runs. (See box on page 18 for Biggie Box innings)

S-E-C S-E-C S-E-C

Kentucky earned six honors in the conference's annual postseason awards, headlined by Nick Mingione's second SEC Coach of the Year honor. Mingione won the award for the first time since 2017, his first season at the program's helm. Nick Lopez was honored with first team honors at the UTL/DH position, while Ryan Waldschmidt was named a second team outfielder. A league leading three Wildcats earned all-defensive team honors. Émilien Pitre earned the honor at second base for the second-consecutive year, while Mitch Daly was honored at third base and Mason Moore collected the laurel at pitcher.

BEST OF THE BEST

Kentucky's rise to the top of the SEC play can be attributed, in part, to the statistical surge in conference games by the Wildcats. Kentucky led the league in SEC-only batting average, was third in SEC-only fielding percentage, and fifth in SEC-only ERA. Only one other school (Texas A&M) was top-five in all three major categories in conference competition this season. The Cats also led the league in OBP, runs scored, hits, RBI, doubles, sac bunts, sac flies, and stolen bases. Ryan Waldschmidt led the league in doubles and stolen bases in SEC play, and was also top-five in batting average, on-base percentage, runs scored, and hits. Ryan Nicholson provided major power for the Cats in SEC play, finding himself in the top-five for slugging percentage, home runs, and runs batted in.

BEATING THE BEST

Kentucky has put together one of the best resumes in the nation this season, highlighted by their sparkling 22-9 record against Q1 foes. The 22 wins against the best competition in the sport is the best in the nation by five games. Among teams who have played at least 20 Q1 games, Kentucky's



nine losses are the fewest in the country.

SLAYING THE DRAGON

Kentucky picked up series wins against Arkansas, Florida, and Vanderbilt in the same season for the first time in program history. Entering the season, Coach Nick Mingione only owned one series win against any of those three schools (Vanderbilt, 2017) in his entire tenure at Kentucky. The Cats also picked up a win over Arkansas in the SEC Tournament, marking three straight wins over the Hogs for the first time in program history.

LINE OF DEFENSE

Kentucky has featured one of the top defenses in the country for the second straight year, backing up 2023's .984 fielding percentage in a major way. Through the SEC Tournament, the Wildcats are fielding at an impressive .980 clip, have been featured on SportsCenter multiple times, and boasted a league-high three members on the SEC All-Defensive Team. Before 2023, no Wildcat club had fielded at .980 or higher, and now, the Cats are poised to reach that mark for a second consecutive season,

YOU GET A ROS(ZEL)

Kentucky's pitching staff has benefitted greatly from the work of Dan Roszel, who has spent the majority of his coaching career at East Carolina and Kentucky. He also helped develop Atlanta star lefty Chris Sale. Since arriving at UK prior to the 2020 season his pitching staff has struck out 10 batters per nine innings. In 2022, the unit set the school record for strikeouts in a season with 593.

In the 2023 Lexington Regional the Wildcats tossed a pair of shutouts, the first time they've blanked an opponent in the NCAA Tournament in the modern era and overall since 1949. Also, Roszel's unit allowed just 13 total runs in five games and sophomore Mason Moore threw 10 shutout innings before adding four more versus eventual national champion LSU in the Baton Rouge Super Regional. This season, UK ranks among the nationally leaders in fewest hits allowed per nine innings, shutouts and WHIP.

Roszel has a lengthy track record of producing big leaguers and saw three of his former players at Florida Gulf Coast, including Sale and MLBers Richard Bleier and Casey Coleman, inducted into the school's athletics Hall of Fame in the past two years.

ROAD WARRIORS

The Wildcats have hit the road this season, playing away from home for the first two weekends of the year, in addition to its five SEC road series. The Cats racked up an impressive 16-5 record in road games this season, and an 20-8 record in all games away from Kentucky Proud Park. The 24 non-home games in the regular season is tied for most in the SEC (Alabama). Kentucky also owns the best winning percentage among SEC teams in true road games this season at .762. The next closest team in the league is Tennessee at .600. The Cats have also set program best marks with 16 road wins and 11 SEC road wins.

#PACKKPP

Against Tennessee, the Big Blue Nation showed up in support of their Wildcats in a major way, shattering single-game and three-game series attendance records. All three games broke the previous Kentucky Baseball attendance record of 6,796 set in Game 7 of the 2023 NCAA Lexington Re-

gional. Game Two of the Tennessee series mark of 7,304 attendance stands as the new attendance record for the program, marking the first time 7,000+ people have attended a Kentucky baseball game. Overall, 21,023 people attended the series, smashing the previous record of 12,815 that was set in the final series at Cliff Hagan Stadium in 2018.

MIDDLE INNING POP

The Wildcats have done the majority of their damage in the middle of games this season, outscoring opponents 251-153 during innings three through six. The fourth inning has been the most productive inning for the Cats scoring a team high 70 runs and owning a score differential of +41, the best of any inning.

BREAK OUT THE BROOMS

Kentucky swept four of its first five SEC series this season on its way to a program-best 15-1 start to conference play. With sweeps over Georgia, Ole Miss, Alabama, and Auburn, the Cats were the only school in the SEC to sweep four conference series this season. The Cats also avoided getting swept in all ten series, a feat only accomplished once since 2008 (2017).

PITCHING MASTERCLASS

In Kentucky's series sweep over No. 11 Alabama, the Cats only needed to use five arms over the three games. On Friday night, Trey Pooser delivered an electric start of 7.0 innings of two-run baseball, before Travis Smith tossed the final two innings of the 6-2 win. However, Saturday's performance by Dominic Niman proved to be the weekend's showstopper, as the graduate transfer from Central Connecticut State tossed a complete game shutout. Niman allowed three hits, zero walks, seven strikeouts, and three exactly 100 pitches over the nine innings to earn SEC Pitcher of the Week honors. Mason Moore followed his rotation mates on Sunday, throwing seven innings while only allowing one run. Jackson Nove threw the final two innings of the series as Kentucky won all three games.

FREE BASEBALL

Kentucky is 4-1 in extra-inning games this season, with all five games coming away from home. Kentucky defeated NC State in 10 innings in its MCWS opener, becoming the first school since 1977 (Baylor) to play an extra-inning game in its MCWS debut. Kentucky has scored in extras in all five tries. Despite falling at South Carolina in 10 innings, the Wildcats picked up an 11-inning win at Missouri, and two 10-inning wins at Florida, all thanks to a "Biggie" inning. At Mizzou, Kentucky scored six runs in the 11th. At Florida, Kentucky took game one thanks to three runs in the tenth, before clinching the series in game three after a four run tenth. All three wins in the regular season featured multi-RBI doubles to help seal the deal, as Emilien Pitre (Mizzou G1), Nick Lopez (Florida G1), and Patrick Herrera (Florida G3) each picked up clutch hits in the extra frames. Since 2020, Kentucky is 11-2 in extra-inning affairs.

SEC SLUGGERS

Kentucky has hit 56 of its 75 regular season home runs this season in SEC play, good for 74.7 percent. While the Cats are only ninth in the SEC in total home runs, that ranking jumps to fifth with only including SEC games. Additionally, at nearly 75 percent, Kentucky leads the league in percentage of home runs hit in conference play, displaying the firepower of the Kentucky offense against some of the best pitchers in the nation.



PORTAL POWER - THE SEQUEL

Having hit the jackpot in the NCAA transfer portal a season ago, which was a key foundational piece in the team that reached the NCAA Super Regional for the second time in seven seasons, Kentucky is has mined gems from that fertile resource yet again.

On the position player side, the strong defensive group can also find a barrel. The group of IF Mitchell Daly, IF Ryan Nicholson, IF Nick Lopez, OF Ty Crittenberger and OF Ben Higdon all have Division I experience and posted the following career numbers at that level entering the season: 622 games played with 547 starts, .278 average in over 2,000 at bats, 362 runs, 123 doubles, eight triples, 68 home runs, 329 RBI, 260 base on balls, 66 stolen bases and 41 hit by pitch. It has received major contributions in 2024 from Daly, Lopez and Nicholson.

Conversely, the group of LHP Dominic Niman, RHP Trey Pooser, RHP Cooper Robinson, RHP Cameron O'Brien, RHP Robert Hogan and RHP Johnny Hummel have massive experience at the D-I and D-II levels. In 258 games pitched entering the season it had pitched 660.2 innings, 53-27 record, 26 saves, 667 strikeouts and 653 hits allowed. Niman is tied for the team lead in wins, Hummel leads the team in saves, Hogan and O'Brien are critical pieces of the bullpen and Pooser has solidified the Friday night starter role.

WALDY'S WORLD

Kentucky's Ryan Waldschmidt has emerged as one of the best leadoff hitters in the country, leading the team with a blistering .405 batting average in SEC play. Recently named to the All-SEC Second Team, Waldschmidt leads the league in doubles and stolen bases in SEC play, and is also top-five in batting average, on-base percentage, runs scored, and hits. Recovering from a torn ACL suffered in the Cape Cod League in the Summer of 2023, Waldschmidt had to start the season on the bench as he awaited full clearance to return to competition. Since his return, first as a pinch hitter and a designated hitter, then to his normal position in left field, he has excelled at the top of Kentucky's lineup, setting the table with 20 multi-hit, and 12 multi-RBI, games. His 31 extra base hits (17 doubles, 14 home runs) and 24 stolen bases lead the team. Waldschmidt also has a pair of multi-homer games, hitting two against Louisville on April 16 and against Arkansas in the SEC Tournament on May 23. Waldschmidt was also named to the Lexington Regional All-Tournament Team.

OUI, OUI

Infielder Emilien Pitre was a revelation for the Cats in 2023, batting .318 with more walks than strikeouts, 18 extra-base hits, 51 RBI and 20 stolen bases. Credit the coaching staff for discovering the Canadian and earning his commitment to UK as a 130-pound high schooler who barely spoke English outside of his native French. He has quickly assimilated to the culture and language of college baseball. He was named Second Team All-SEC and SEC All-Defensive Team in his first season as a regular after seeing just four at-bats as a freshman in 2022. In 2024, Pitre has career-high nine home runs, 56 RBI, and a team-leading 47 walks. He also leads the team with 26 stolen bases. He was also named to the 2024 SEC All-Defensive team at second base, the second consecutive year he has earned that honor. Pitre was also named to the Lexington Regional All-Tournament Team and the ABCA/Rawlings Third-Team All-America.

POWER OF POSITIVITY

Redshirt junior catcher Devin Burkes has become beloved amongst teammates and fans because of his relentless positivity, pursuit of greatness and willingness to wait his turn and earn his opportunities in an increasingly impatient world. His infectious smile and edgy flair has made him one of college baseball's most likeable student-athletes, but where does it come from? He gets it from his momma, Denise.

"It comes from my mom," Burkes said. "My brother and I didn't always have the easiest upbringing. My mom and dad raised us to go around positive every day. Every day you've got something to live for, play for, love on somebody for because we don't know who is going to be there when we wake up the next day. Got it from Momma Burkes."

MUSTACHE MAGIC

Nick Lopez, an All-SEC First Team selection as a designated hitter, has emerged as a top bat for Kentucky in his final season of college baseball. Beginning his career at UIC, before making stops at the Junior College level and USC, Lopez arrived in Lexington and has made an immediate impact, leading the team in regular-season batting average at .369. He has excelled at an extremely high level all season, all while rocking the best mustache in college baseball. A switch hitter, Lopez has displayed power from both sides of the plate this season, even homering from each side of the box on April 13 at Auburn. He leads the team with 23 multi-hit games, and owns the team lead with 15 multi-RBI games, including two games with 5 RBI (Game 3 at Auburn and Game 1 at Florida).

ON THE DALY

Mitchell Daly, a transfer infielder from Texas, brings a winning pedigree to UK, having played in a pair of College World Series and a Super Regional in his three seasons with the Longhorns. He was a Freshman All-American and All-Big 12 honoree as a freshman in 2021 and has started 209 career games. He can play second base, shortstop and third base and provides invaluable leadership and winning mentality to the Cats' lineup. This season, he has held down the third base position, hitting over .300, with six home runs, 45 RBI, and 32 walks. Daly was named to the 2024 All-SEC Defensive Team and also hit the Cats' only grand slam this season in the middle game of the Karbach Round Rock Classic against Texas State. Daly led the team in batting average during the Lexington Regional, hitting .417 on his way to All-Tournament team honors.

IN THE NICH (OLSON) OF TIME

Graduate INF Ryan Nicholson, a Cincinnati transfer and Louisville native, has excelled in his only year as a Wildcat, leading the team in home runs (22) and



RBI (62). He has provided major power for the Cats in SEC play, finding himself in the top-five for slugging percentage, home runs, and runs batted in. Furthermore, in the regular season, 16 of his 18 home runs and 40 of his 54 RBI have come against SEC pitching. Nicholson also is second on the team with 15 multi-RBI games, with 11 games of at least 3 runs driven in. Nicholson had five multi-homer games this season, all coming in SEC play (3/17-Georgia; 4/7-Alabama; 4/12-Auburn; 4/27-South Carolina; 5/10-Florida). From April 7 to April 16, Nicholson blasted seven home runs in six games, including at least one in all three games at Auburn. Nicholson was named the Most Outstanding Player of the Lexington Regional and was also named to the All-Tournament Team.

GINGER MISSILE

Redshirt-junior OF Nolan McCarthy has made the most of his first season at an everyday starter, holding down centerfield while also batting .278 with 36 RBI and 7 home runs. A member of the program for four years, McCarthy waited his turn for two years before spending the 2023 season in-and-out of the lineup. However, he has emerged as a key piece of the 2024 SEC Championship squad, hitting .325 in conference play, good for third on the team. He also has hit all seven of his home runs this season against SEC teams. McCarthy also is skilled with the glove, robbing a home run in Kentucky's SEC Tournament win over No. 5 Arkansas.

BIG MAC

Redshirt-sophomore UTL James McCoy has become the everyday starter in right field this season, while also seeing some time on the mound as a relief pitcher. In the field, he has picked up a pair of outfield assists while also making multiple impressive grabs but has made some serious noise at the plate. In the final two games of the series at Ole Miss, McCoy went 7-8 at the plate, with five RBI, four runs, and two home runs. He has five three-hit performances this season, all in SEC play. McCoy is also a valuable asset to the Kentucky bullpen, often entering in late game situations. He has four innings pitched this season across six appearances. He has not allowed an earned run and even picked up a save in Kentucky's series clinching win at Mizzou on March 24. McCoy was key in Kentucky's opening round NCAA Tournament win over WMU, blasting two extra-base hits and driving in three.

GRANT-IN-AID

Kentucky shortstop Grant Smith quietly made a massive impact on the program in 2023 and is despite nagging injuries has had an even better senior campaign. Beyond the raw statistics, Smith was one of three finalists nationally for the Rawlings Gold Glove, led the SEC with 11 sacrifice bunts and had eight bunt hits in 11 tries in 2023.

POOOOOOOOOS

Senior RHP Trey Pooser, a transfer from College of Charleston, has emerged as Kentucky's Friday Night starter, and has dominated in his role since making his first start on March 22 at Missouri. Used out of the bullpen for the entire non-conference slate, an injury to Travis Smith pushed Pooser into the rotation, a spot he would never relinquish due to his outstanding performance. Pooser ended the regular season with a 4-1 record, with his only losing decision at the hands of Arkansas and Hagen Smith. He led all Wildcat starters with a 4.15 ERA in conference play and went at least five innings in all but one start this season. In his first career SEC Tournament game, Pooser was the winning pitcher in Kentucky's 9-6 win over No. 5 Arkansas. He pitched 5.0 innings, allowing no runs on three hits, one walk, three strikeouts.

DOM(INANT) NIMAN

Kentucky LHP Dominic Niman has been everything the Cats could have hoped for and more through his first 10 starts, posting 7-3 record as the Saturday starter. Niman was named SEC Pitcher of the Week after tossing a three-hit shutout vs. then-No. 11 Alabama, which entered the game with one the nation's prolific offenses. Niman held them to their lowest run and hit total on the season. He joins MLBers Sean Hjelle and Zack Thompson as the three Cats who have thrown shutouts in the Nick Mingione era.

IT JUST MEANS MOORE

Junior pitcher Mason Moore burst onto the scene during a sensational 2023 season that included 14 shutout innings pitched in the NCAA Tournament. He tossed the final 5.0 innings of UK's wins over both Ball State in its NCAA opener and in the regional championship victory over Indiana, then blanked the high-powered offense of eventual national champion LSU for four innings in the Super Regional. He is 9-3 in his role as Sunday starter in 2024, picking up five wins against ranked teams (Georgia, Ole Miss, Alabama, Arkansas, Indiana State), and was named to the 2024 SEC All-Defensive team.

NEXT MAN UP

Patrick Herrera has been one of the most versatile players for Kentucky this season, filling in for multiple players in multiple positions. A natural infielder, he spent most of the non-conference season in the outfield while injured Wildcats like Ryan Waldschmidt and Nolan McCarthy recovered from injuries. At Florida, he moved over to third base while Grant Smith was battling injuries as well. He has excelled at the plate in his opportunities this season, including a three-RBI performance in the Round Rock Classic Finale against Kansas, a 6-11 weekend against Lipscomb, and an incredible game against Miami (Ohio) where he reached base in all six of his plate appearances, despite not registering an official at bat (4 BB, 2 HBP). However, Herrera's most impactful game came in the series finale at the Swamp, where he went 2-3, with a walk, HBP, 4 RBI, and the game-winning bases clearing double in the top of the tenth inning.



WELCOME BACK, HAGS

After missing much of the first half of the season due to injury, senior RHP Ryan Hagenow returned to action on April 9 at Samford and has since solidified himself as one of the key members of the Kentucky bullpen. He has seen action in each of the last six SEC series of the season, not surrendering a run until the ninth inning of an 11-3 win over No. 2 Arkansas. He picked up his first save of the season in Kentucky's wild 15-13 win at South Carolina, and has picked up a pair of SEC victories late in the season, taking the win in Game 1 at Florida before becoming the pitcher of record in Kentucky's SEC Championship-clinching victory over Vanderbilt on May 17. Hagenow also pitched the final two innings in Kentucky's NCAA Regional win over Illinois, allowing only one hit and no runs.

THE FIREMAN

Senior RHP Cameron O'Brien, a transfer from Campbell, has carved out a unique role in Kentucky's pitching staff this season. Dubbed "The Fireman" by Coach Mingione, O'Brien's main role has been to enter the game with runners on base and finish out innings without any damage. As such, he leads the team with 34 appearances this season, the most by any pitcher in the Mingione era. With only three appearances of two innings or more this season, O'Brien has accepted and excelled in his role of putting out fires on the basepaths. He was exceptional in the middle of the season, going an entire month without allowing an earned run, starting on March 24 at Mizzou before ending on April 26 at South Carolina.

LEAVE IT TO CLEAVER

Highly touted freshman Ben Cleaver has been limited this season due to injuries, but came up clutch in a major way to clinch Kentucky's series win at Florida on May 12. With two-outs in the bottom of the tenth, and the Cats nursing a two-run lead, Cleaver entered the game with the tying runs in scoring position. He proceeded to strike out the Gator batter in three pitches to pick up the first save of his career in his first appearance since March 19. Cleaver earned his first taste of postseason baseball in Kentucky's SEC Tournament finale vs. South Carolina, pitching the final two innings, allowing no runs or hits. He struck out three of the six batters he faced and also picked off a runner at second base.

BOBBY SPINS

RHP Robert Hogan, a transfer from Texas A&M, has emerged late in the season as a high-leverage member of the Kentucky bullpen. Hogan has pitched the majority of his innings in SEC action and has acted as a key middle inning reliever. His best performance of the season came in Kentucky's comeback victory in the series finale at Auburn, where he threw 3.0 shutout innings, only allowing one hit while also picking up his first career winning decision in SEC play. Hogan also saw postseason action for the first time as a Wildcat on May 22 against LSU, pitching 3.0 scoreless innings and picking up a career-high five strikeouts. In his NCAA Tournament debut, Hogan picked up his first save as a Wildcat, finishing the final 3.1 innings of the game and holding Western Michigan scoreless, helping Kentucky earn a 10-8 Opening Round win.

LIGHTNING STRIKE

Graduate RHP Johnny Hummel has stepped into the closer role for the Cats this season, leading the team with six saves while also picking up a winning decision in three games. After spending the first four years of his career at Division II Erskine College in Due West, South Carolina, Hummel has made the major jump to the Southeastern Conference with some outstanding performances, including earning his first SEC victory after 3.1 scoreless innings at Missouri. He also picked up saves in five SEC games (at Ole Miss, at Auburn x2, Tennessee, Arkansas). Hummel saw D1 postseason action for the first time on May 22 in the SEC Tournament against LSU, where he faced the minimum over 2.0 scoreless innings whilst picking up a pair of strikeouts. A big fan of the Cars franchise, Hummel, also known as Lightning, walks out to the mound to Sheryl Crow's Real Gone in homage to Lightning McQueen.

SMALL NAME, BIG GAME

Freshman Eli Small has provided some big lifts for Kentucky as a pinch hitter. In the first at bat of his career at USC Upstate, Small launched his first career home run. Small was the first Wildcat to launch a home run in their first career-at bat since T.J. Collett in 2017. In the series opener at Florida, Small also delivered, hitting a game-tying RBI double with two outs in the eighth inning. Kentucky would eventually win that game 12-11 in ten innings.

AUSTIN, POWERED!

Former All-American, professional ballplayer, two-time Gold Glove winner and USA Baseball alum Austin Cousino has returned to his alma mater as an assistant coach/recruiting coordinator on Nick Mingione's staff. Cousino already has tapped into his immense professional scouting experience with a pair of organizations to get the Wildcats' recruiting off to a strong start with Cousino as its lead recruiter. The former Wildcat starred at UK from 2012-14 and is considered one of the top all-around players to have suited up for the Blue and White. He also played in both the Angels and Mariners' farm systems and reached Triple-A before a shoulder injury derailed his career.

THE LAW FIRM OF SALOW & FITTS

Austin Cousino wasn't the only former Kentucky great to return to Lexington in the offseason, as former All-American and first team All-SEC pitcher Logan Salow came back to his Bluegrass roots as a graduate manager. Salow was a critical component of the 2017 squad that became the first to reach a Super Regional in school history before being drafted by the Athletics in the sixth round and spending five seasons in professional baseball, where he struck out 11.9 batters per nine innings and reached Triple-A. He appeared 95 times in a UK uniform, pitching to a 3.40 earned run average and leaving as the program's sin-



Kentucky 24



2024 HOME RUN TRACKER

HOME RUN BREAKDOWN

BY LOCATION

AT HOME	44
ON ROAD	35
NEUTRAL	10

BY PITCHER

VS. RIGHT	61
VS. LEFT	28

BY CONFERENCE

VS. SEC	60
VS. NON-SEC	28

BY OUTS

WITH NO OUT	34
WITH ONE OUT	32
WITH TWO OUT	25

BY RUNNERS ON

SOLO	49
TWO-RUN	30
THREE-RUN	10
GRAND SLAM	1

BY COUNT

AHEAD IN COUNT	31
EVEN IN COUNT	28
BEHIND IN COUNT	27
FULL COUNT	4
FIRST PITCH	14
TWO STRIKES	30

BY TIME OF DAY

(FIRST PITCH BEFORE/AFTER 6 P.M. EST)

DAY GAMES	52
NIGHT GAMES	38

HR BY POSITION

C - 5	LF - 13
1B - 24	CF - 10
2B - 10	RF - 7
SS - 7	DH - 6
3B - 6	PH - 1

HR BY INNING

1ST - 5	6TH - 13
2ND - 6	7TH - 9
3RD - 12	8TH - 10
4TH - 12	9TH - 9
5TH - 12	10+ - 1

NO	PLAYER (#)	OPPONENT	ON	INN.	OUT	COUNT	RHP/LHP
1	D. BURKES (1)	USC UPSTATE	1	8	2	2-2	RHP
2	L. SCHRAMM (1)	USC UPSTATE	0	4	0	2-1	LHP
3	CRITTENBERGER (1)	USC UPSTATE	1	6	0	1-2	RHP
4	E. SMALL (1)	USC UPSTATE	0	8	0	0-2	RHP
5	M. DALY (1)	TEXAS STATE	3	2	2	0-0	RHP
6	E. PITRE (1)	KANSAS	2	4	2	0-2	RHP
7	A. FAWLEY (1)	W. KENTUCKY	0	6	0	0-2	LHP
8	WALDSCHMIDT (1)	LIPSCOMB	1	7	2	2-1	RHP
9	N. LOPEZ (1)	E. KENTUCKY	2	3	1	2-2	LHP
10	A. FAWLEY (2)	E. KENTUCKY	0	5	1	1-2	RHP
11	K. GARGETT (1)	KENNESAW STATE	0	5	1	1-0	RHP
12	NICHOLSON (1)	MURRAY STATE	1	4	2	0-0	LHP
13	N. MCCARTHY (1)	GEORGIA	0	6	1	2-1	RHP
14	M. DALY (2)	GEORGIA	1	6	2	1-2	RHP
15	N. LOPEZ (2)	GEORGIA	1	7	2	0-2	RHP
16	J. MCCOY (1)	GEORGIA	0	8	0	0-0	RHP
17	WALDSCHMIDT (2)	GEORGIA	0	8	0	0-0	RHP
18	NICHOLSON (2)	GEORGIA	1	3	2	0-0	LHP
19	PITRE (2)	GEORGIA	1	4	2	1-2	LHP
20	NICHOLSON (3)	GEORGIA	0	6	2	2-0	RHP
21	NICHOLSON (4)	MISSOURI	0	4	0	1-1	RHP
22	CRITTENBERGER (2)	MIAMI (OHIO)	0	8	2	1-1	RHP
23	E. PITRE (3)	OLE MISS	0	8	0	2-2	RHP
24	N. MCCARTHY (2)	OLE MISS	1	3	2	1-0	LHP
25	J. MCCOY (2)	OLE MISS	1	5	1	1-2	RHP
26	N. MCCARTHY (3)	OLE MISS	2	6	1	0-1	RHP
27	E. PITRE (4)	OLE MISS	0	9	0	1-1	RHP
28	J. MCCOY (3)	OLE MISS	0	5	0	1-1	RHP
29	G. SMITH (1)	OLE MISS	2	7	1	0-1	RHP
30	N. MCCARTHY (4)	ALABAMA	1	6	1	1-2	RHP
31	WALDSCHMIDT (3)	ALABAMA	1	3	1	1-0	LHP
32	G. SMITH (2)	ALABAMA	1	6	2	2-0	RHP
33	NICHOLSON (5)	ALABAMA	1	3	1	1-0	RHP
34	NICHOLSON (6)	ALABAMA	2	7	1	1-2	LHP
35	G. SMITH (3)	SAMFORD	1	5	2	3-1	RHP
36	D. BURKES (2)	SAMFORD	0	6	1	0-2	RHP
37	NICHOLSON (7)	AUBURN	1	7	2	0-1	LHP
38	NICHOLSON (8)	AUBURN	0	2	1	3-1	RHP
39	G. SMITH (4)	AUBURN	0	3	0	0-0	RHP
40	WALDSCHMIDT (4)	AUBURN	0	3	0	0-0	RHP
41	N. MCCARTHY (5)	AUBURN	0	4	0	0-1	RHP
42	E. PITRE (5)	AUBURN	0	9	0	1-0	RHP
43	NICHOLSON (9)	AUBURN	1	9	2	3-2	RHP
44	J. MCCOY (4)	AUBURN	2	5	0	0-1	RHP
45	NICHOLSON (10)	AUBURN	0	6	0	1-1	RHP
46	N. LOPEZ (3)	AUBURN	1	6	2	0-0	LHP
47	N. LOPEZ (4)	AUBURN	2	8	1	3-2	RHP
48	WALDSCHMIDT (5)	LOUISVILLE	0	1	0	2-0	LHP
49	NICHOLSON (11)	LOUISVILLE	1	5	1	1-1	RHP
50	WALDSCHMIDT (6)	LOUISVILLE	2	5	2	2-2	RHP
51	M. DALY (3)	LOUISVILLE	1	6	1	1-1	LHP
52	WALDSCHMIDT (7)	TENNESSEE	0	3	1	2-0	RHP
53	N. MCCARTHY (6)	TENNESSEE	0	8	1	0-1	RHP
54	WALDSCHMIDT (8)	TENNESSEE	0	1	0	0-0	RHP
55	D. BURKES (3)	TENNESSEE	0	3	1	2-1	LHP
56	M. DALY (4)	TENNESSEE	0	4	0	0-0	LHP
57	G. SMITH (5)	TENNESSEE	1	6	2	3-2	LHP
58	N. MCCARTHY (7)	TENNESSEE	0	7	2	0-0	LHP
59	M. DALY (5)	TENNESSEE	0	9	1	2-2	LHP
60	NICHOLSON (12)	TENNESSEE	0	9	1	1-0	LHP
61	WALDSCHMIDT (9)	SO. CAROLINA	0	3	1	2-0	RHP
62	M. DALY (6)	SO. CAROLINA	0	4	0	2-1	RHP
63	NICHOLSON (13)	SO. CAROLINA	0	4	0	1-1	RHP
64	NICHOLSON (14)	SO. CAROLINA	0	5	1	0-2	LHP
65	J. MCCOY (5)	SO. CAROLINA	0	5	2	0-2	LHP
66	E. PITRE (6)	ARKANSAS	0	1	1	0-2	LHP
67	N. LOPEZ (5)	ARKANSAS	1	3	1	2-1	LHP
68	NICHOLSON (15)	FLORIDA	1	8	1	3-2	RHP
69	NICHOLSON (16)	FLORIDA	2	9	2	2-0	RHP
70	WALDSCHMIDT (10)	VANDERBILT	2	3	2	1-1	RHP
71	N. LOPEZ (6)	VANDERBILT	0	8	1	1-0	RHP
72	WALDSCHMIDT (11)	VANDERBILT	0	1	0	0-0	LHP
73	E. PITRE (7)	VANDERBILT	0	1	0	2-1	LHP
74	NICHOLSON (17)	VANDERBILT	0	2	0	1-0	LHP
75	E. PITRE (8)	VANDERBILT	0	5	1	1-1	LHP
76	WALDSCHMIDT (12)	ARKANSAS (SECT)	0	4	1	2-0	RHP
77	NICHOLSON (18)	ARKANSAS (SECT)	0	5	1	1-0	RHP
78	WALDSCHMIDT (12)	ARKANSAS (SECT)	1	7	0	0-2	RHP
79	J. MCCOY (6)	WESTERN MICHIGAN (NCAAT)	1	2	1	1-0	RHP
80	NICHOLSON (19)	ILLINOIS (NCAAT)	1	2	0	0-1	LHP
81	WALDSCHMIDT (13)	ILLINOIS (NCAAT)	1	9	0	0-0	RHP
82	NICHOLSON (20)	INDIANA ST. (NCAAT)	0	2	1	0-0	RHP
83	E. PITRE (9)	INDIANA ST. (NCAAT)	1	7	1	2-2	RHP
84	NICHOLSON (21)	OREGON ST. (NCAAT)	1	7	1	2-1	RHP

(CONT'D, PAGE 28)



2024 HOME RUN TRACKER (cont.)

NO	PLAYER (#)	OPPONENT	ON	INN.	OUT	COUNT	RHP/LHP
85	N. MCCARTHY (8)	NC STATE (MCWS)	1	4	0	1-2	RHP
86	NICHOLSON (22)	NC STATE (MCWS)	0	9	0	0-1	RHP
87	M. DALY (7)	NC STATE (MCWS)	0	10	2	1-2	RHP
88	NICHOLSON (23)	TEXAS A&M (CWS)	0	9	1	1-1	RHP
89	E. PITRE (10)	FLORIDA (CWS)	1	5	2	1-2	LHP

gle-season saves leader (12 in 2017, tied with Trevor Gott) and No. 2 on the school's career saves list with 16.

Joining him in providing invaluable experience around the program is former Mississippi State star pitcher Trevor Fitts, now UK's Director of Player Development. Fitts had a 2.63 ERA in 62 games with the Bulldogs.

#EVERYTHINGSCHOOL

Under the direction of athletics director Mitch Barnhart, UK has greatly enhanced its athletic profile across the entire department since his arrival. In recent years, volleyball and rifle each have national championships, football has had a pair of 10-win seasons and Citrus Bowl championships, men's tennis finished national runners-up (2022), SEC Tournament Champions (2023, 2024), and SEC Regular Season Champions (2024), men's soccer completed an undefeated regular season and No. 1 overall seed in NCAA Tournament (2022), baseball reached a pair of Super Regionals (2017, 2023) and won an SEC Championship (2024), softball advanced to the WCWS (2014), women's swimming won the Southeastern Conference title (2021), track and field and gymnastics (2023 6th Place Finish) each cemented their status as elite programs on the national scene, and women's basketball won the SEC Tournament for the second time in 2022. That's not to mention the continued excellence of men's basketball and cheerleading, all of which culminated in a school-record ninth place finish in the Director's Cup standings for 2021-22.

THE NEW SEC

Beginning with the 2025 season, Oklahoma and Texas will deepen an already incredibly challenging league and the SEC has announced a new scheduling format that features a pair of permanent opponents for each school, including South Carolina and Vanderbilt for Kentucky. As previously announced, teams will play a three-game series against two permanent opponents and eight rotating opponents for a total of 30 conference games. Standings will be kept in a single-division format, eliminating divisional standings.

FUELED BY VETERANS

In contrast to 2023, the 2024 version of UK baseball is much more of a known entity. The Cats will have returning starters at catcher, second base, shortstop, left field and right field, as well as a handful of arms who played large roles a season ago. Add senior Reuben Church and veteran transfer starters at first base, third base, centerfield and designated hitter and this is as experienced a team as there is in the Southeastern Conference.

MINGIONE IS SUPER-B

Kentucky coach Nick Mingione is writing his name all over the school's record books. In addition to being on the coaching staff of all three teams that have hosted a regional (assistant in 2006, head coach in 2017 and 2023), he is the only head coach to guide UK to a Super Regional, now having done in twice in the last six NCAA Tournaments. Kentucky captured the heart of the Big Blue Nation in 2023, playing an exciting brand of baseball that led to large crowds, a top RPI rating and one of the 16 NCAA Regional host locations. When the Cats battled back and advanced to face eventual national champion LSU it marked the program's second-ever Super Regional appearance, both of which have been orchestrated during Coach Mingione's tenure.

DESTINATION: LEXINGTON

Kentucky signed another strong recruiting class last November, this time focusing heavily on the high school ranks instead of mining the NCAA transfer portal for immediate, experienced help. UK also kept the Commonwealth's top talent at home, bringing in seven players from inside the state, including four of Prep Baseball Report's top nine prospects. UK also snagged recruits from Georgia, Illinois, Indiana and Missouri.

DID YOU KNOW? WILDCATS TRIVIA ...

Ben Cleaver: Pitches left-handed but throws other balls right-handed

Ty Crittenberger: Great grandfather was a 2-star Lieutenant General in the United States Army

Mitchell Daly: Father, Edward, is a 4-star General in the United States Army

Landon Franklin: Family adopted a young boy (Israel) from Africa in 2021

Kyuss Gargett: Held youth world deadlift record when he was 10

Ethan Hindle: Father, David, played cricket and rugby at the University of London

Nick Lopez: Hosts a popular podcast called "The Leisure House"

Cooper Robinson: Maternal side of family owns the oldest surf shop in Hawaii

Lukas Schramm: Type-1 diabetic and active in awareness of the condition

Hayden Smith: Hit by a car at age nine



SERIOUSLY STAFFED

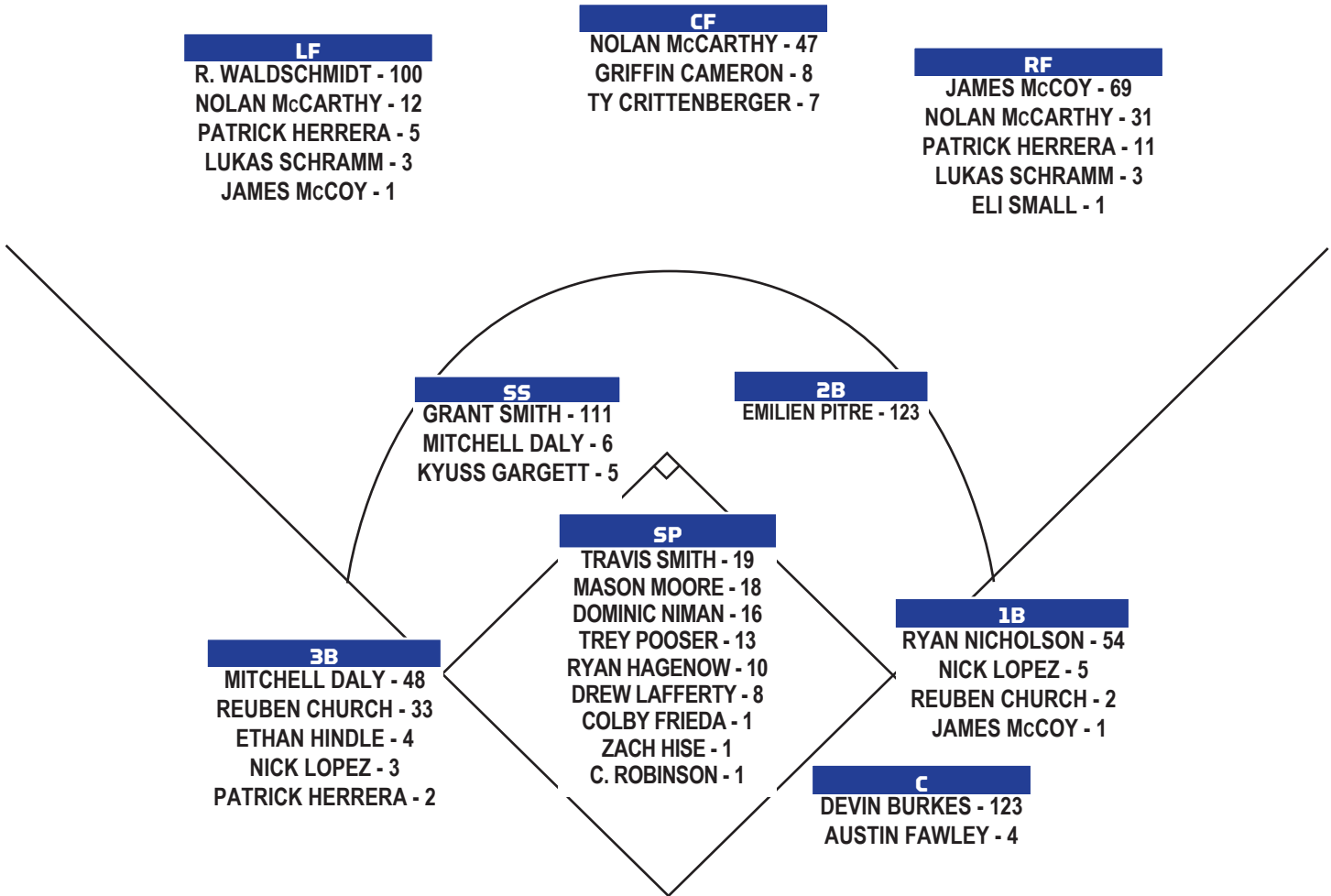
Kentucky's baseball staff is full of proven winners with College World Series, USA Baseball experience and more. Head coach Nick Mingione was part of the coaching staff when UK won its first - and only - Southeastern Conference championship in 2006, has been to five College World Series at various levels and been mentored by some of the game's best minds. Additionally, pitching coach Dan Roszel has coached multiple conference championship squads and been to three Super Regionals, hitting coach and recruiting coordinator Austin Cousino was part of the 2012 UK team that still owns the school-record for victories and a two-time member of the USA Collegiate National Team, while assistant coach Nick Ammirati and Director of Player Development Trevor Fitts were the starting battery in Game 1 of the 2013 national championship series.



Pitcher Trevor Fitts and catcher Nick Ammirati were the starting battery in 2013 College World Series for Miss. State.



GAMES STARTED AT KENTUCKY



GAMES-GAMES STARTED (POSITION PLAYERS)

PLAYER	CAREER	2024	2023	2022	2021	2020
MITCHELL DALY	245-226	56-55	61-53!	67-59!	61-59!	-
GRANT SMITH	229-227	52-50	61-61	51-51~	49-49~	16-16~
RYAN NICHOLSON	225-207	59-55	55-54#	52-51#	50-45#	9-2#
RYAN WALDSCHMIDT	172-155	59-55	59-58	52-48*	-	-
NICK LOPEZ	168-155	59-58	49-41~	48-47~	-	12-9=
TY CRITTENBERGER	166-134	23-7	57-56+	45-39+	41-32+	-
DEVIN BURKES	141-132	60-59	61-61	20-12	-	-
EMILIEN PITRE	134-123	62-62	61-61	11-0	-	-
NOLAN McCARTHY	122-97	58-56	43-34	21-8	-	-
REUBEN CHURCH	111-76	21-9	33-27	27-14	31-26	-
JAMES McCOY	89-79	52-45	36-34	-	-	-
PATRICK HERRERA	81-52	27-18	12-1	42-33@	-	-
KYUSS GARGETT	12-5	12-5	-	-	-	-
ELI SMALL	12-1	12-1	-	-	-	-
GRIFFIN CAMERON	9-7	9-7	-	-	-	-
LUKAS SCHRAMM	8-6	8-6	-	-	-	-
AUSTIN FAWLEY	10-4	10-4	-	-	-	-
ETHAN HINDLE	7-4	7-4	-	-	-	-

!AT TEXAS; ~AT INCARNATE WORD; #AT CINCINNATI; +AT WESTERN KENTUCKY; *AT CHARLESTON SOUTHERN; @AT NORTHWESTERN; ~AT SOUTHERN CAL;
=AT ILLINOIS-CHICAGO; ^AT MEMPHIS




Kentucky 24



GET WEIRD.

THE 2024 KENTUCKY WILDCATS HAVE ADOPTED A UNIQUE DUGOUT CULTURE WHERE JUST ABOUT ANYTHING GOES AS LONG AS YOU'RE SUPPORTING YOUR TEAMMATES. GET WEIRD, AS IT'S BEEN COINED BY THE TEAM, WITH DUGOUT CAPTAIN RYAN HAGENOW ENFORCING THE RULES AS HE SEES FIT WITH COACH MINGIONE'S FULL BLESSING. ANTICS HAVE INCLUDED MIMICKING MINGIONE'S STYLE AS 3B COACH, PINK FUZZY HATS, STARING CONTESTS WITH DUGOUT CAMERAS, WATER BOTTLE SHOWERS AND MORE.





2023 MLB DRAFT

Kentucky saw three players selected in the 2023 Major League Baseball Draft and two other players sign a free agent contract with a professional organization. Kentucky has had nine players drafted the past two drafts.

Round	Player	Organization
8	Austin Strickland (RHP)	Pittsburgh
11	Magdiel Cotto (LHP)	Pittsburgh
12	Logan Martin (RHP)	Kansas City

In addition, right-handed pitchers Seth Chavez (Tampa Bay) and Zack Lee (Detroit) signed free agent contracts.



"THE HOOK"

One of the personal touches to the Wildcats' home, Kentucky Proud Park, is "The Hook," which is the name of the visting bullpen just beyond the right field wall. The name is a tribute to former UK pitcher Jonathan Hooker, who pitched for the Cats from 1998-2001, and died in the plane crash of Comair Flight 5191 on Aug. 27, 2006 in Lexington.

Hooker and his wife, Scarlett Parsley, were married the night before and were on the early-morning flight headed to their honeymoon when the pilots attempted to take off from the wrong runway and crashed into a neighboring field. Forty-nine of the 50 people on board were killed, including both Hooker and Parsley.

The London, Ky. native was a beloved teammate and member of UK Baseball and his family were honored on Mar. 29, 2019 during an in-game ceremony to officially unveil "The Hook," which features a sign and memorial to the former Wildcat.



RANKINGS

OPPONENTS IN THE NCAA TOURNAMENT

TEAM	REGIONAL (SEED)	H2H
ALABAMA	TALLAHASSEE (2)	3-0
[5] ARKANSAS	FAYETTEVILLE (1)	3-1
EVANSVILLE	GREENVILLE (4)	1-0
FLORIDA	STILLWATER (3)	2-2
[7] GEORGIA	ATHENS (1)	3-0
[10] NC STATE	RALEIGH (1)	1-0
SOUTH CAROLINA	RALEIGH (2)	1-3
[1] TENNESSEE	KNOXVILLE (1)	1-2
[3] TEXAS A&M	COLLEGE STATION (1)	0-1
VANDERBILT	CLEMSON (2)	2-1

KENTUCKY WEEK-BY-WEEK IN THE NATIONAL POLLS

TEAM	BA	D1	USA	PG	BWA
PRESEASON	-	-	RV	-	RV
WEEK 1	-	-	-	-	24
WEEK 2	-	-	RV	-	RV
WEEK 3	-	-	RV	25	25
WEEK 4	-	-	RV	-	RV
WEEK 5	-	-	25	24	21
WEEK 6	23	24	21	15	20
WEEK 7	18	17	16	12	15
WEEK 8	10	8	8	9	8
WEEK 9	7	3	5	7	4
WEEK 10	7	4	5	8	6
WEEK 11	9	8	8	11	8
WEEK 12	6	4	5	4	5
WEEK 13	2	2	3	2	3
WEEK 14	2	2	2	2	2
PRE-NCAA	2	2	2	2	2
FINAL	3	3	3	5	4

(BA - Baseball America; D1 - D1Baseball; USA - Coaches)

2024 VS. RANKED OPPONENTS

TEAM	RANK	RECORD
GEORGIA	25 [^]	3-0
AT OLE MISS	22 [*]	3-0
ALABAMA	11 [*]	3-0
TENNESSEE	2 [^]	1-2
AT SOUTH CAROLINA	19 [^]	1-2
ARKANSAS	2 [%]	2-1
ARKANSAS (SECT)	5 [%]	1-0
INDIANA STATE	20 [%]	1-0
OREGON STATE	7 [%]	2-0
NC STATE	11 [%]	1-0
TEXAS A&M	4 [%]	0-1

TOTAL 18-6
vs. TOP 10 6-4

(*NCBWA; ^Baseball America; +USA Coaches; %D1 Baseball; !Perfect Game)



WHEN WAS THE LAST TIME...

WON A SERIES VS. A No. 1 RANKED FOE:	vs. No. 1 TENNESSEE (2022)
WON A SERIES VS. A TOP 5 FOE:	vs. No. 2 ARKANSAS, 2-1 (MAY 3-5, 2024)
WON A SERIES VS. A TEAM RANKED No. 6-10:	vs. No. 7 OREGON STATE, 2-0 (JUNE 8-9, 2024)
WON A ROAD SERIES VS. RANKED OPPONENT:	AT No. 22 OLE MISS, 3-0 (MARCH 29-31, 2024)
SWEPT A HOME SERIES (THREE OR MORE GAMES):	vs. No. 11 ALABAMA (APRIL 5-7, 2024)
SWEPT A ROAD SERIES (THREE OR MORE GAMES):	AT No. 22 OLE MISS (MARCH 29-31, 2024)
DEFEATED A TOP 10 OPPONENT:	vs. No. 7 OREGON STATE (NCAA TOURNAMENT), 3-2, JUNE 9, 2024
RECORDED A TRIPLE PLAY:	vs. LOUISVILLE (APRIL 18, 2017; 7-2-6)
PLAYED AN EXTRA-INNING GAME:	10 INNINGS, vs. NC STATE (MCWS); W, 5-4 (JUNE 15, 2024)
SCORED 20 OR MORE RUNS IN A GAME:	21, AT SOUTHERN ILLINOIS (MARCH 12, 2023)
HIT SIX HOME RUNS IN A GAME (SEE BELOW FOR 7 HR)	vs. TENNESSEE (APRIL 21, 2024)
HIT SEVEN HOME RUNS IN A GAME:	vs. ALABAMA (APRIL 25, 2020)
HIT FOUR HOME RUNS IN AN INNING:	8TH, vs. DAYTON (FEB. 21, 2016)
DREW 10 OR MORE WALKS IN A GAME:	10, AT LOUISVILLE (APRIL 16, 2024)
GOT HIT BY 10 OR MORE PITCHES IN A GAME:	10, vs. MONMOUTH (MARCH 6, 2010) * TIED NCAA RECORD AT TIME
HIT BY THREE OR MORE PITCHES IN A GAME (PLAYER):	DEVIN BURKES (3, vs. WASHINGTON STATE, FEBRUARY 23, 2024)
STOLE EIGHT BASES IN A GAME:	AT AUBURN (APRIL 25, 2010)
STOLE 30 OR MORE CONSECUTIVE BASES AS TEAM:	33, 2021 (OPENED THE SEASON 33-FOR-33)
LED OFF A GAME WITH A HOME RUN:	RYAN WALDSCHMIDT (vs. VANDERBILT, MAY 17, 2024)
LED OFF A GAME WITH A TRIPLE:	AUSTIN SCHULTZ (vs. EASTERN KENTUCKY, MARCH 2, 2021)
HIT A GRAND SLAM:	MITCHELL DALY, vs. TEXAS STATE, FEBRUARY 24, 2024
HIT A WALK-OFF HOME RUN:	MITCHELL DALY, vs. NC STATE (MCWS), JUNE 15, 2024
HIT AN EXTRA-INNING, GAME-WINNING HOME RUN:	MITCHELL DALY, vs. NC STATE (MCWS), JUNE 15, 2024
HIT TWO HOME RUNS IN A GAME:	RYAN WALDSCHMIDT (vs ARKANSAS (SEC TOURNAMENT), MAY 24, 2024)
HIT TWO HOME RUNS IN AN INNING:	AJ REED (vs. ST. JOSEPH'S, FEB. 21, 2014)
HIT FIVE HOMERS IN A THREE-GAME SPAN:	AJ REED (FEB. 21-23, 2014)
HIT THREE HOME RUNS IN A GAME:	T.J. COLLETT (vs. ALABAMA, APRIL 23, 2021)
HIT A NINTH-INNING, PINCH-HIT HOMER:	RILEY MAHAN (AT LSU, MARCH 29, 2015)
HIT A HOME RUN ON HIS BIRTHDAY:	CHASE STANKE (AT LSU, APRIL 14, 2023)
HAD A TRADITIONAL WALK-OFF WIN:	vs. NC STATE (MCWS), 5-4, 10 INN. (JUNE 15, 2024)
HAD A WALK-OFF HIT OR WALK (NON-HR):	EMILIEN PITRE, SINGLE, vs. EASTERN KENTUCKY, 10-0, 7 INNINGS (MARCH 5, 2024)
HAD A WALK-OFF GRAND SLAM:	RILEY MAHAN (vs. ALABAMA, APRIL 9, 2016)
HIT AN INSIDE THE PARK HOMER:	JAMES MCCOY (vs. SOUTH CAROLINA, MAY 5, 2023)
HOMERED IN CONSECUTIVE GAMES:	RYAN NICHOLSON (vs. NC STATE AND TEXAS A&M, COLLEGE WORLD SERIES, JUNE 15 & 17, 2024)
HOMERED IN THREE CONSECUTIVE GAMES:	RYAN NICHOLSON (vs. ILLINOIS, INDIANA STATE, AND OREGON STATE, NCAA TOURNAMENT, JUNE 1, 2, 8, 2024)
HOMERED IN THREE CONSECUTIVE SEC GAMES:	RYAN NICHOLSON (AT AUBURN, APRIL 11-13, 2024)
HOMERED IN FOUR CONSECUTIVE GAMES:	RYAN NICHOLSON (AT AUBURN, APRIL 11-13, AND AT LOUISVILLE, APRIL 16, 2024)
HOMERED IN FOUR CONSECUTIVE SEC GAMES:	RYAN NICHOLSON (vs ALABAMA, APRIL 7, AT AUBURN, APRIL 11-13, 2024)
HOMERED IN FIVE CONSECUTIVE SEC GAMES:	GRANT SMITH (AT TENNESSEE, MAY 13-14, vs. FLORIDA, MAY 18-20, 2023)
HOMERED IN CONSECUTIVE AT BATS:	RYAN WALDSCHMIDT (vs ARKANSAS (SEC TOURNAMENT), MAY 24, 2024)
HOMERED IN THREE CONSECUTIVE AT BATS:	T.J. COLLETT (vs. ALABAMA, APRIL 25, 2021)
HOMERED IN FIRST AT-BAT OF THE SEASON:	ELI SMALL (AT USC UPSTATE, FEB. 18, 2024)
HOMERED FOR FIRST CAREER HIT:	AUSTIN FAWLEY (vs. WKU, FEB. 27, 2024) AND LUKAS SCHRAMM AND ELI SMALL (AT USC UPSTATE, FEB. 18, 2024)
HOMERED IN FIRST AT-BAT OF THEIR CAREER:	ELI SMALL (AT USC UPSTATE, FEB. 18, 2024)
HOMERED IN FIRST GAME OF UK CAREER:	TY CRITTENBERGER, LUKAS SCHRAMM AND ELI SMALL (AT UPSTATE, FEB. 18, 2024)
HOMERED IN FIRST HOME AT BAT OF THEIR CAREER (GS):	AJ REED (VSW. BUFFALO, FEB. 24, 2012)
HOMERED IN FINAL HOME AT BAT OF THEIR CAREER (GS):	MARCUS NIDIFFER (vs. LSU, MAY 16, 2010)
HIT BACK-TO-BACK HOME RUNS (TEAM):	RYAN WALDSCHMIDT AND EMILIEN PITRE (vs. VANDERBILT, MAY 17, 2024)
HIT THREE CONSECUTIVE HOME RUNS (TEAM):	LANCE RAY, BRADEN KAPTEYN AND MARCUS NIDIFFER (AT INDIANA, MAY 11, 2010)
SCORED FIVE OR MORE RUNS IN A GAME:	CHASE ESTEP (5, vs. GEORGIA, MARCH 27, 2022)
SCORED SIX OR MORE RUNS IN A GAME:	ANDY BURNS (6, vs. MISSISSIPPI STATE, APRIL 19, 2009)
REACHED BASE SAFELY IN 8+ STRAIGHT PLATE APPEARANCES:	NICK LOPEZ (9), 6 HITS, 3 WALKS (AT AUBURN, AT LOUISVILLE, APRIL 13 AND 16, 2024)
HAD A HIT IN SEVEN CONSECUTIVE OFFICIAL AT BATS:	RYAN SHINN (AT AUSTIN PEAY AND AT TEXAS TECH, FEB. 17-23, 2019)
HAD FIVE HITS IN A GAME:	NICK LOPEZ (vs. MURRAY STATE, MARCH 12, 2024)
HAD SIX OR MORE HITS IN A GAME:	JT RIDDLE, 6 (vs. NIAGARA, FEB. 17, 2013)
HAD SIX RBI IN A GAME:	RYAN WALDSCHMIDT (AT LOUISVILLE, APRIL 16, 2024)
HAD SEVEN RBI IN A GAME:	DEVIN BURKES (vs. WRIGHT STATE, FEB. 26, 2023)
HAD EIGHT RBI IN A GAME:	LUKE BECKER (vs. MIAMI, OHIO, MARCH 12, 2017)
HIT HOME RUNS FROM BOTH SIDES OF THE PLATE:	NICK LOPEZ (AT AUBURN, APRIL 13, 2024)
STOLE THREE OR MORE BASES IN A GAME:	GRANT SMITH (3, AT SOUTH CAROLINA, APRIL 27, 2024)
STOLE FIVE OR MORE BASES IN A GAME:	JAREN SHELBY (5, vs. EASTERN KENTUCKY, FEB. 26, 2019)
WALKED FOUR OR MORE TIMES IN A GAME:	PATRICK HERRERA (4, vs. MIAMI UNIVERSITY, MARCH 26, 2024)
STRUCK OUT 10 OR MORE IN A GAME:	TREY POOSER (11, AT SOUTH CAROLINA, APRIL 26, 2024)
PITCHED A NINE-INNING COMPLETE GAME:	DOMINIC NIMAN (vs ALABAMA, APRIL 6, 2024)
PITCHED A NINE-INNING SHUTOUT:	DOMINIC NIMAN (vs ALABAMA, APRIL 6, 2024)
PITCHED A NO-HITTER:	TOM BANNON (vs. GEORGIA STATE, MARCH 16, 1971; W, 3-1 IN 7 INNINGS; SEASON OPENER)
GOT NO-HIT:	vs. VANDERBILT (APRIL 22, 2022)



KENTUCKY BATTING ORDER

GAME	1	2	3	4	5	6	7	8	9
UPSTATE	LOPEZ	NICHOLSON	BURKES	PITRE	CHURCH	McCOY	G. SMITH	McCARTHY	CAMERON
UPSTATE	LOPEZ	NICHOLSON	BURKES	PITRE	CHURCH	McCOY	CAMERON	McCARTHY	G. SMITH
UPSTATE	HERRERA	NICHOLSON	BURKES	PITRE	McCARTHY	SCHRAMM	DALY	CRITTENBERGER	G. SMITH
MOREHEAD	LOPEZ	NICHOLSON	BURKES	PITRE	McCOY	CRITTENBERGER	McCARTHY	FAWLEY	G. SMITH
WASHINGTON STATE	LOPEZ	NICHOLSON	BURKES	PITRE	HERRERA	DALY	McCARTHY	CRITTENBERGER	G. SMITH
TEXAS STATE	WALDSCHMIDT	HERRERA	BURKES	PITRE	DALY	SCHRAMM	CHURCH	McCARTHY	G. SMITH
KANSAS	WALDSCHMIDT	HERRERA	BURKES	PITRE	DALY	NICHOLSON	McCARTHY	McCOY	G. SMITH
WESTERN KENTUCKY	WALDSCHMIDT	PITRE	HERRERA	LOPEZ	DALY	SCHRAMM	McCARTHY	FAWLEY	G. SMITH
LIPSCOMB	WALDSCHMIDT	PITRE	HERRERA	LOPEZ	BURKES	DALY	CAMERON	McCARTHY	G. SMITH
LIPSCOMB	WALDSCHMIDT	PITRE	HERRERA	LOPEZ	BURKES	HINDLE	CAMERON	SCHRAMM	G. SMITH
LIPSCOMB	WALDSCHMIDT	PITRE	HERRERA	LOPEZ	BURKES	HINDLE	CAMERON	SCHRAMM	G. SMITH
EASTERN KENTUCKY	WALDSCHMIDT	PITRE	HERRERA	LOPEZ	HINDLE	GARGETT	SCHRAMM	FAWLEY	CAMERON
EASTERN KENTUCKY	WALDSCHMIDT	PITRE	HERRERA	LOPEZ	BURKES	GARGETT	HINDLE	McCARTHY	CAMERON
KENNESAW STATE	WALDSCHMIDT	PITRE	HERRERA	LOPEZ	BURKES	NICHOLSON	DALY	GARGETT	CRITTENBERGER
KENNESAW STATE	WALDSCHMIDT	PITRE	HERRERA	LOPEZ	GARGETT	BURKES	DALY	NICHOLSON	CRITTENBERGER
KENNESAW STATE	SMALL	GARGETT	LOPEZ	PITRE	BURKES	HERRERA	DALY	NICHOLSON	CAMERON
MURRAY STATE	WALDSCHMIDT	PITRE	BURKES	LOPEZ	DALY	NICHOLSON	CHURCH	CRITTENBERGER	McCARTHY
GEORGIA	WALDSCHMIDT	PITRE	BURKES	LOPEZ	DALY	NICHOLSON	HERRERA	CHURCH	McCARTHY
GEORGIA	WALDSCHMIDT	PITRE	BURKES	LOPEZ	DALY	NICHOLSON	CHURCH	McCARTHY	McCOY
GEORGIA	WALDSCHMIDT	PITRE	BURKES	LOPEZ	DALY	NICHOLSON	McCARTHY	McCOY	G. SMITH
EVANSVILLE	WALDSCHMIDT	PITRE	BURKES	LOPEZ	DALY	NICHOLSON	CHURCH	McCARTHY	McCOY
MISSOURI	WALDSCHMIDT	PITRE	BURKES	LOPEZ	DALY	NICHOLSON	McCARTHY	McCOY	G. SMITH
MISSOURI	WALDSCHMIDT	PITRE	BURKES	LOPEZ	DALY	NICHOLSON	McCARTHY	CRITTENBERGER	G. SMITH
MISSOURI	WALDSCHMIDT	PITRE	DALY	LOPEZ	BURKES	NICHOLSON	McCARTHY	McCOY	G. SMITH
MIAMI UNIVERSITY	HERRERA	PITRE	NICHOLSON	LOPEZ	DALY	FAWLEY	McCARTHY	McCOY	G. SMITH
OLE MISS	WALDSCHMIDT	PITRE	BURKES	LOPEZ	DALY	NICHOLSON	McCARTHY	McCOY	G. SMITH
OLE MISS	WALDSCHMIDT	PITRE	BURKES	LOPEZ	DALY	NICHOLSON	McCARTHY	HERRERA	G. SMITH
OLE MISS	WALDSCHMIDT	PITRE	BURKES	LOPEZ	DALY	NICHOLSON	McCARTHY	McCOY	G. SMITH
ALABAMA	WALDSCHMIDT	PITRE	BURKES	LOPEZ	DALY	NICHOLSON	McCARTHY	McCOY	G. SMITH
ALABAMA	WALDSCHMIDT	PITRE	BURKES	LOPEZ	DALY	NICHOLSON	McCARTHY	McCOY	G. SMITH
ALABAMA	WALDSCHMIDT	PITRE	BURKES	LOPEZ	DALY	NICHOLSON	McCARTHY	McCOY	G. SMITH
SAMFORD	WALDSCHMIDT	PITRE	BURKES	LOPEZ	DALY	NICHOLSON	McCARTHY	McCOY	G. SMITH
AUBURN	WALDSCHMIDT	PITRE	BURKES	LOPEZ	DALY	NICHOLSON	McCARTHY	McCOY	G. SMITH
AUBURN	WALDSCHMIDT	PITRE	BURKES	LOPEZ	DALY	NICHOLSON	McCARTHY	McCOY	G. SMITH
AUBURN	WALDSCHMIDT	PITRE	BURKES	LOPEZ	DALY	NICHOLSON	McCARTHY	McCOY	G. SMITH
LOUISVILLE	WALDSCHMIDT	PITRE	BURKES	LOPEZ	DALY	NICHOLSON	McCARTHY	McCOY	G. SMITH
TENNESSEE	WALDSCHMIDT	PITRE	G. SMITH	LOPEZ	DALY	NICHOLSON	McCARTHY	McCOY	BURKES
TENNESSEE	WALDSCHMIDT	PITRE	G. SMITH	LOPEZ	DALY	NICHOLSON	McCARTHY	McCOY	BURKES
TENNESSEE	WALDSCHMIDT	PITRE	G. SMITH	LOPEZ	DALY	NICHOLSON	McCARTHY	McCOY	BURKES
SO. CAROLINA	WALDSCHMIDT	PITRE	G. SMITH	LOPEZ	DALY	NICHOLSON	McCARTHY	McCOY	BURKES
SO. CAROLINA	WALDSCHMIDT	PITRE	G. SMITH	LOPEZ	DALY	NICHOLSON	McCARTHY	McCOY	BURKES
SO. CAROLINA	WALDSCHMIDT	PITRE	G. SMITH	LOPEZ	DALY	NICHOLSON	McCARTHY	McCOY	BURKES
ARKANSAS	WALDSCHMIDT	PITRE	G. SMITH	CHURCH	DALY	NICHOLSON	McCARTHY	HERRERA	BURKES
ARKANSAS	WALDSCHMIDT	PITRE	BURKES	LOPEZ	DALY	NICHOLSON	McCARTHY	McCOY	G. SMITH
ARKANSAS	WALDSCHMIDT	PITRE	BURKES	LOPEZ	DALY	NICHOLSON	McCARTHY	McCOY	G. SMITH
FLORIDA	WALDSCHMIDT	PITRE	BURKES	LOPEZ	DALY	NICHOLSON	McCARTHY	McCOY	CHURCH
FLORIDA	WALDSCHMIDT	PITRE	BURKES	LOPEZ	DALY	NICHOLSON	McCARTHY	McCOY	HERRERA
FLORIDA	WALDSCHMIDT	PITRE	BURKES	LOPEZ	DALY	NICHOLSON	McCARTHY	McCOY	HERRERA
VANDERBILT	WALDSCHMIDT	PITRE	BURKES	LOPEZ	DALY	NICHOLSON	McCARTHY	McCOY	G. SMITH
VANDERBILT	WALDSCHMIDT	PITRE	BURKES	LOPEZ	DALY	NICHOLSON	McCARTHY	McCOY	G. SMITH
VANDERBILT	WALDSCHMIDT	PITRE	BURKES	LOPEZ	DALY	NICHOLSON	McCARTHY	McCOY	G. SMITH
LSU (SECT)	WALDSCHMIDT	PITRE	BURKES	LOPEZ	DALY	NICHOLSON	McCARTHY	McCOY	G. SMITH
ARKANSAS (SECT)	WALDSCHMIDT	PITRE	BURKES	LOPEZ	DALY	NICHOLSON	McCARTHY	McCOY	G. SMITH
SO. CAROLINA (SECT)	WALDSCHMIDT	PITRE	BURKES	LOPEZ	DALY	NICHOLSON	McCARTHY	McCOY	G. SMITH
WMU (NCAAT)	WALDSCHMIDT	PITRE	BURKES	LOPEZ	DALY	NICHOLSON	McCARTHY	McCOY	G. SMITH
ILLINOIS (NCAAT)	WALDSCHMIDT	PITRE	BURKES	LOPEZ	DALY	NICHOLSON	McCARTHY	McCOY	G. SMITH
INDIANA STATE (NCAAT)	WALDSCHMIDT	PITRE	BURKES	LOPEZ	DALY	NICHOLSON	McCARTHY	McCOY	G. SMITH
OREGON STATE (NCAAT)	WALDSCHMIDT	PITRE	BURKES	LOPEZ	DALY	NICHOLSON	McCARTHY	McCOY	G. SMITH
NC STATE (MCWS)	WALDSCHMIDT	PITRE	BURKES	LOPEZ	DALY	NICHOLSON	McCARTHY	McCOY	G. SMITH
TEXAS A&M (MCWS)	WALDSCHMIDT	PITRE	BURKES	LOPEZ	DALY	NICHOLSON	McCARTHY	McCOY	G. SMITH
FLORIDA (MCWS)	WALDSCHMIDT	PITRE	NICHOLSON	LOPEZ	DALY	BURKES	McCARTHY	McCOY	G. SMITH



Kentucky 24



KENTUCKY STARTING LINEUP

GAME	C	1B	2B	SS	3B	LF	CF	RF	DH
UPSTATE	BURKES	NICHOLSON	PITRE	G. SMITH	LOPEZ	McCARTHY	CAMERON	McCOY	CHURCH
UPSTATE	BURKES	NICHOLSON	PITRE	G. SMITH	LOPEZ	McCARTHY	CAMERON	McCOY	CHURCH
UPSTATE	BURKES	NICHOLSON	PITRE	G. SMITH	DALY	McCARTHY	CRITTENBERGER	SCHRAMM	HERRERA
MOREHEAD	FAWLEY	NICHOLSON	PITRE	G. SMITH	LOPEZ	McCARTHY	CRITTENBERGER	McCOY	BURKES
WASHINGTON STATE	BURKES	NICHOLSON	PITRE	G. SMITH	DALY	McCARTHY	CRITTENBERGER	HERRERA	LOPEZ
TEXAS STATE	BURKES	CHURCH	PITRE	G. SMITH	DALY	HERRERA	McCARTHY	SCHRAMM	WALDSCHMIDT
KANSAS	BURKES	NICHOLSON	PITRE	G. SMITH	DALY	HERRERA	McCARTHY	McCOY	WALDSCHMIDT
WESTERN KENTUCKY	FAWLEY	LOPEZ	PITRE	G. SMITH	DALY	HERRERA	McCARTHY	SCHRAMM	WALDSCHMIDT
LIPSCOMB	BURKES	LOPEZ	PITRE	G. SMITH	DALY	McCARTHY	CAMERON	HERRERA	WALDSCHMIDT
LIPSCOMB	BURKES	LOPEZ	PITRE	G. SMITH	HINDLE	SCHRAMM	CAMERON	HERRERA	WALDSCHMIDT
LIPSCOMB	BURKES	LOPEZ	PITRE	G. SMITH	HINDLE	SCHRAMM	CAMERON	HERRERA	WALDSCHMIDT
EASTERN KENTUCKY	FAWLEY	LOPEZ	PITRE	GARGETT	HINDLE	SCHRAMM	CAMERON	HERRERA	WALDSCHMIDT
EASTERN KENTUCKY	BURKES	LOPEZ	PITRE	GARGETT	HINDLE	McCARTHY	CAMERON	HERRERA	WALDSCHMIDT
KENNESAW STATE	BURKES	NICHOLSON	PITRE	GARGETT	DALY	WALDSCHMIDT	CRITTENBERGER	HERRERA	LOPEZ
KENNESAW STATE	BURKES	NICHOLSON	PITRE	GARGETT	DALY	WALDSCHMIDT	CRITTENBERGER	HERRERA	LOPEZ
KENNESAW STATE	BURKES	NICHOLSON	PITRE	GARGETT	DALY	HERRERA	CAMERON	SMALL	LOPEZ
MURRAY STATE	BURKES	NICHOLSON	PITRE	DALY	CHURCH	WALDSCHMIDT	CRITTENBERGER	McCARTHY	LOPEZ
GEORGIA	BURKES	NICHOLSON	PITRE	DALY	CHURCH	WALDSCHMIDT	McCARTHY	HERRERA	LOPEZ
GEORGIA	BURKES	NICHOLSON	PITRE	DALY	CHURCH	WALDSCHMIDT	McCARTHY	McCOY	LOPEZ
GEORGIA	BURKES	NICHOLSON	PITRE	G. SMITH	DALY	WALDSCHMIDT	McCARTHY	McCOY	LOPEZ
EVANSVILLE	BURKES	NICHOLSON	PITRE	DALY	CHURCH	WALDSCHMIDT	McCARTHY	McCOY	LOPEZ
MISSOURI	BURKES	NICHOLSON	PITRE	G. SMITH	DALY	WALDSCHMIDT	McCARTHY	McCOY	LOPEZ
MISSOURI	BURKES	NICHOLSON	PITRE	G. SMITH	DALY	WALDSCHMIDT	CRITTENBERGER	McCARTHY	LOPEZ
MISSOURI	BURKES	NICHOLSON	PITRE	G. SMITH	DALY	WALDSCHMIDT	McCARTHY	McCOY	LOPEZ
MIAMI UNIVERSITY	FAWLEY	NICHOLSON	PITRE	G. SMITH	DALY	HERRERA	McCARTHY	McCOY	LOPEZ
OLE MISS	BURKES	NICHOLSON	PITRE	G. SMITH	DALY	WALDSCHMIDT	McCARTHY	McCOY	LOPEZ
OLE MISS	BURKES	NICHOLSON	PITRE	G. SMITH	DALY	WALDSCHMIDT	McCARTHY	HERRERA	LOPEZ
OLE MISS	BURKES	NICHOLSON	PITRE	G. SMITH	DALY	WALDSCHMIDT	McCARTHY	McCOY	LOPEZ
ALABAMA	BURKES	NICHOLSON	PITRE	G. SMITH	DALY	WALDSCHMIDT	McCARTHY	McCOY	LOPEZ
ALABAMA	BURKES	NICHOLSON	PITRE	G. SMITH	DALY	WALDSCHMIDT	McCARTHY	McCOY	LOPEZ
ALABAMA	BURKES	NICHOLSON	PITRE	G. SMITH	DALY	WALDSCHMIDT	McCARTHY	McCOY	LOPEZ
SAMFORD	BURKES	NICHOLSON	PITRE	G. SMITH	DALY	WALDSCHMIDT	McCARTHY	McCOY	LOPEZ
AUBURN	BURKES	NICHOLSON	PITRE	G. SMITH	DALY	WALDSCHMIDT	McCARTHY	McCOY	LOPEZ
AUBURN	BURKES	NICHOLSON	PITRE	G. SMITH	DALY	WALDSCHMIDT	McCARTHY	McCOY	LOPEZ
AUBURN	BURKES	NICHOLSON	PITRE	G. SMITH	DALY	WALDSCHMIDT	McCARTHY	McCOY	LOPEZ
LOUISVILLE	BURKES	NICHOLSON	PITRE	G. SMITH	DALY	WALDSCHMIDT	McCARTHY	McCOY	LOPEZ
TENNESSEE	BURKES	NICHOLSON	PITRE	G. SMITH	DALY	WALDSCHMIDT	McCARTHY	McCOY	LOPEZ
TENNESSEE	BURKES	NICHOLSON	PITRE	G. SMITH	DALY	WALDSCHMIDT	McCARTHY	McCOY	LOPEZ
TENNESSEE	BURKES	NICHOLSON	PITRE	G. SMITH	DALY	WALDSCHMIDT	McCARTHY	McCOY	LOPEZ
SO. CAROLINA	BURKES	NICHOLSON	PITRE	G. SMITH	DALY	WALDSCHMIDT	McCARTHY	McCOY	LOPEZ
SO. CAROLINA	BURKES	NICHOLSON	PITRE	G. SMITH	DALY	WALDSCHMIDT	McCARTHY	McCOY	LOPEZ
SO. CAROLINA	BURKES	NICHOLSON	PITRE	G. SMITH	DALY	WALDSCHMIDT	McCARTHY	McCOY	LOPEZ
ARKANSAS	BURKES	NICHOLSON	PITRE	G. SMITH	DALY	WALDSCHMIDT	McCARTHY	HERRERA	CHURCH
ARKANSAS	BURKES	NICHOLSON	PITRE	G. SMITH	DALY	WALDSCHMIDT	McCARTHY	McCOY	LOPEZ
ARKANSAS	BURKES	NICHOLSON	PITRE	G. SMITH	DALY	WALDSCHMIDT	McCARTHY	McCOY	LOPEZ
FLORIDA	BURKES	NICHOLSON	PITRE	DALY	CHURCH	WALDSCHMIDT	McCARTHY	McCOY	LOPEZ
FLORIDA	BURKES	NICHOLSON	PITRE	DALY	HERRERA	WALDSCHMIDT	McCARTHY	McCOY	LOPEZ
FLORIDA	BURKES	NICHOLSON	PITRE	DALY	HERRERA	WALDSCHMIDT	McCARTHY	McCOY	LOPEZ
VANDERBILT	BURKES	NICHOLSON	PITRE	G. SMITH	DALY	WALDSCHMIDT	McCARTHY	McCOY	LOPEZ
VANDERBILT	BURKES	NICHOLSON	PITRE	G. SMITH	DALY	WALDSCHMIDT	McCARTHY	McCOY	LOPEZ
VANDERBILT	BURKES	NICHOLSON	PITRE	G. SMITH	DALY	WALDSCHMIDT	McCARTHY	McCOY	LOPEZ
LSU (SECT)	BURKES	NICHOLSON	PITRE	G. SMITH	DALY	WALDSCHMIDT	McCARTHY	McCOY	LOPEZ
ARKANSAS (SECT)	BURKES	NICHOLSON	PITRE	G. SMITH	DALY	WALDSCHMIDT	McCARTHY	McCOY	LOPEZ
SO. CAROLINA (SECT)	BURKES	NICHOLSON	PITRE	G. SMITH	DALY	WALDSCHMIDT	McCARTHY	McCOY	LOPEZ
WVU (NCAAT)	BURKES	NICHOLSON	PITRE	G. SMITH	DALY	WALDSCHMIDT	McCARTHY	McCOY	LOPEZ
ILLINOIS (NCAAT)	BURKES	NICHOLSON	PITRE	G. SMITH	DALY	WALDSCHMIDT	McCARTHY	McCOY	LOPEZ
INDIANA STATE (NCAAT)	BURKES	NICHOLSON	PITRE	G. SMITH	DALY	WALDSCHMIDT	McCARTHY	McCOY	LOPEZ
OREGON STATE (NCAAT)	BURKES	NICHOLSON	PITRE	G. SMITH	DALY	WALDSCHMIDT	McCARTHY	McCOY	LOPEZ
OREGON STATE (NCAAT)	BURKES	NICHOLSON	PITRE	G. SMITH	DALY	WALDSCHMIDT	McCARTHY	McCOY	LOPEZ
NC STATE (MCWS)	BURKES	NICHOLSON	PITRE	G. SMITH	DALY	WALDSCHMIDT	McCARTHY	McCOY	LOPEZ
TEXAS A&M (MCWS)	BURKES	NICHOLSON	PITRE	G. SMITH	DALY	WALDSCHMIDT	McCARTHY	McCOY	LOPEZ
FLORIDA (MCWS)	BURKES	NICHOLSON	PITRE	G. SMITH	DALY	WALDSCHMIDT	McCARTHY	McCOY	LOPEZ



HEAD COACH NICK MINGIONE

Kentucky fans have quickly created a bond with **Nick Mingione**, whose infectious and unrelenting enthusiasm and down-to-earth personality has earned legions of new fans. Although it is certainly an ingredient in Mingione's on-field success, getting the best out of his players has been the biggest factor in the success he's achieved everywhere he's been. In 19 full seasons of coaching the teams he's been involved with have averaged 38 victories a year and advanced to the postseason 10 times with two national runner-up finishes. He already is the second-winningest coach in Kentucky history.

Mingione had a brilliant playing career at Embry-Riddle - he ranks 10th on its career hits list - where he helped lead the program to 154 victories and three NAIA World Series appearances in three seasons as an assistant. When he arrived at Kentucky in 2006 he was immediately part of what is still the Cats' only SEC championship club, then smelled success at Mississippi State before returning to the one place he had always wanted to be a head coach - UK. First season, first Super Regional appearance for the Cats.

He made it a point to have his team involved in the community, part of his "Student. Person. Player." guiding principle of the program, participating in numerous philanthropic events in Lexington while also taking time for more than 100 local speaking engagements. In his first season his ethos for the program was on full display as UK players earned SEC Pitcher of the Year, SEC Scholar Athlete of the Year and SEC Community Service Team honors. He recently was named the winner of 2022 Fellowship of Christian Athletes Jerry Kindall Character in Coaching Award.

Mingione became the winningest UK coach during the first three seasons of his tenure with 103 total wins and 39 in SEC play. The success has carried over to the Major League Baseball Draft, where Mingione and his staff's ability to groom players for a professional career has led to 33 players being selected in the past six MLB Drafts. The 21 players selected in the 2017 and 2018 drafts were the most of any program in the country and Mignione has helped mentor two top 20 overall picks in first baseman Evan White (17th, 2017) and left-handed pitcher Zack Thompson (19th, 2019).

Mingione has a sterling reputation as a recruiter. Over the 15 seasons at Kentucky and Mississippi State for which recruiting rankings are final, he has helped land classes with an average ranking of 15th, including top-three classes in 2013-15. He also has an unmatched track record of player development, coaching 86 players selected in the MLB Draft, as well as 46 All-Americans and six conference players of the year. His first recruiting class at Kentucky was ranked in the Top 10 of all the major industry outlets.

MINGIONE VS. ALL OPPONENTS

OPPONENT	RECORD
Alabama	8-5
Appalachian State	3-0
Arkansas	4-9
Auburn	11-3
Austin Peay	3-0
Ball State	2-2
Bellarmine	4-0
Boston College	0-1
Butler	1-0
Canisius	3-0
Cincinnati	2-1
Dayton	2-0
Delaware	0-1
Eastern Kentucky	8-1
Elon	2-1
Evansville	5-0
Florida	8-15
Georgia	11-10
Georgia State	3-0
High Point	3-0
Houston	1-0
Illinois	1-0
Indiana	7-2
Indiana State	4-0
Jacksonville State	3-0
Kansas	1-0
Kennesaw State	1-2
Liberty	0-1
Lipscomb	4-0
Louisiana	1-0
Louisville	4-9
LSU	4-11
Miami (Ohio)	6-0
Michigan	1-0
Middle Tennessee	3-0
Milwaukee	3-0
Mississippi State	6-6
Missouri	13-8
Morehead State	5-0
Murray State	6-1
Norfolk State	1-0
North Carolina	0-3
North Carolina State	3-1
Northern Kentucky	2-1
Oakland	5-0
Ohio	2-1
Old Dominion	1-0
Ole Miss	8-4
Oregon State	2-0
Sam Houston State	1-0
Samford	0-1
South Carolina	11-13
Southeast Missouri	1-0
Southern Illinois	3-0
Southern Illinois-Edwardsville	1-0
St. Joseph's	1-0
TCU	2-4
Tennessee	9-12
Tennessee-Martin	1-0
Tennessee Tech	4-0
Texas A&M	5-8
Texas State	1-0
Texas Tech	2-4
UC-Santa Barbara	3-0
UNC Wilmington	0-3
USC Upstate	5-0
Vanderbilt	7-15
Washington State	0-1
Western Carolina	1-0
Western Michigan	4-0
Western Kentucky	9-1
West Virginia	1-0
Wofford	1-0
Wright State	3-1
Xavier	4-1
TOTALS:	262-166

(*2024 opponents in bold)





Kentucky 24



NICK MINGIONE - TWO-TIME NATIONAL AND SEC COACH OF THE YEAR

MINGIONE BY THE NUMBERS

386 - SEC Academic Honor Roll selections

86 - Players coached who have been selected in the Major League Baseball Draft

48 - All-Conference honors coached

49 - All-American honors coached

26 - Players who have reached MLB

19 - Seasons as a college baseball coach

14 - Nationally-ranked recruiting classes (2006-07, 2009-20)

12 - NCAA Regionals (2003-06, 2011-14, 2016, 2017, 2023, 2024)

7 - Conference championships (2003-06, 2012, 2016, 2024)

6 - Conference Players of the Year coached (2004-06, 2012, 2016, 2017)

6 - College World Series (1999, 2003-05, 2013, 2024)

4 - SEC Scholar Athlete of the Year (2013, 2014, 2015, 2017)

2 - National Championship finalists (2005, 2013)

2 - Senior CLASS Award winners (2018, 2021)

2 - SEC Coach of the Year (2017, 2024)

2 - National Coach of the Year (2017, 2024)



Student. Person. Player.

COACH MINGIONE IS PASSIONATE ABOUT DEVELOPING STUDENT-ATHLETES IN THREE AREAS: **STUDENT. PERSON. PLAYER.**



2024 COACHING STAFF



15 - DAN ROSZEL

Coaching Career

2000: North Florida, Graduate Assistant
 2001-02: Lake City Community College, Assistant Coach
 2003-06: Gardner-Webb, Pitching Coach/Recruiting Coordinator
 2007-08: Florida Gulf Coast, Assistant Coach/Pitching Coach
 2009-10: College of Charleston, Pitching Coach/Recruiting Coordinator
 2011-19: East Carolina, Pitching Coach
 2020-Current: Kentucky, Pitching Coach

Roszel has had 39 pitchers sign pro contracts, 18 pitchers reach Major League Baseball, two top 15 overall picks and mentored star left-hander Chris Sale. He also has had 25 all-conference selections, 11 all-americans and two conference pitchers of the year.



91 - AUSTIN COUSINO

Coaching Career

2014-16: Played minor league baseball
 2017-18: Graduate Assistant, Mississippi State
 2018-19: Assistant Coach, Xavier
 2019-22: Area Scout, Detroit Tigers
 2022-23: Area Scout, Tampa Bay Rays
 2023-Current: Assistant Coach/Recruiting Coordinator, Kentucky

Cousino, a former all-american, Gold Glover and two-time USA Baseball member while at Kentucky, has already coached 26 players to the professional ranks in his short coaching career.



TREVOR FITTS - PLAYER DEVELOPMENT

Coaching Career

2015-16 : South Alabama, Grad Assistant
 2017-18 : Mississippi State, Director of Operations
 2018-19: Jacksonville State, Volunteer Assistant
 2020-22 : Austin Peay, Assistant Coach/ Pitching Coach/ Interim Head Coach
 2022-23 : Southwest MS CC, Assistant Coach/ Pitching Coach
 2023 : Detroit Tigers (West Michigan Whitecaps), Assistant Pitching Coach

Fitts, who started on the mound in Game 1 of the 2013 College World Series, joined UK's staff in the summer and brings a wealth of pitching knowledge. Counting his year as State's Director of Ops he has had 31 total pro players, including nine who have made it to MLB.





CATS IN THE PROS

MAJOR LEAGUE BASEBALL

CARSON COLEMAN - TEXAS RANGERS (DL)
 COLLIN COWGILL - CINCINNATI REDS (COACH)
 TREVOR GOTT - OAKLAND ATHLETICS (DL)
 ANDY GREEN - NY METS (FRONT OFFICE)
 SEAN HJELLE - SAN FRANCISCO GIANTS
 LUKE MAILE - CINCINNATI REDS
 JAMES PAXTON - LOS ANGELES DODGERS
 ZACH POP - TORONTO BLUE JAYS
 TAYLOR ROGERS - SAN FRANCISCO GIANTS
 ZACK THOMPSON - ST. LOUIS CARDINALS (DL)

MINOR LEAGUE BASEBALL

SETH CHAVEZ (RAYS-A)
 KYLE CODY (GIANTS-AA)
 MAGDIEL COTTO (PIRATES-A)
 TYLER GUILFOIL (ASTROS-AA)
 ZACH HAAKE (PHILLIES-AA)
 SEAN HARNEY (RAYS-A)
 DANIEL HARPER (PHILLIES-AA)
 VINCE HARRISON - DAYTON DRAGONS (REDS-A, MANAGER)
 HOLT JONES (MARLINS-A)
 ZACK LEE (TIGERS-A)
 JUSTIN LEWIS (GUARDIANS-AA)
 ZACH LOGUE (BRAVES-AAA)
 LOGAN MARTIN (ROYALS-A)
 JOHN RHODES (ORIOLES-AA)
 RYAN RITTER (ROCKIES-AA)
 ALONZO RUBALCABA (TIGERS-A)
 AUSTIN STRICKLAND (GIANTS-A)
 COLE STUPP (TIGERS-A)
 EVAN WHITE (ANGELS-AAA)



MLB TRAINING GROUND

Kentucky has made its presence felt in the Major League Baseball Draft in recent years with 36 players selected during the Nick Mingione era, including 21 in 2017 and 2018, which was the most of any college program in the country over that span. In Evan White (2017) and Zack Thompson (2019) the Cats have had two first-round selections under Mingione. In the last seven drafts:

- 19 Wildcats were selected in the first 10 rounds.
- Eight were selected in the first five rounds, including first-rounders Evan White (2017) and Zack Thompson (2019).
- The 13 picks in 2018 are the second-most for any school in a single draft since 2006 and tied for an SEC record with Texas A&M (2016) and national champion Vanderbilt (2019).
- The 23 underclassmen drafted during that span earned \$13.358 million in signing bonus money, an average of \$581,000 per player.
- All but one draftee was selected higher than previously selected.
- 26 of the draftees had not previously been drafted.
- White was named a 2020 AL Gold Glove winner, the first rookie first baseman in either league to win the award since its inception in 1957.

WALK IT OFF

The Cats' 10 most recent traditional walk-off victories

DATE	OPPONENT	SCORE	FINAL PLAY
6/15/24	NC State (MCWS)	5-4 (10)	Home Run
3/17/23	Mississippi State	5-4 (10)	Wild pitch
3/5/23	Indiana State	7-6	RBI Single
5/5/22	No. 1 Tennessee	3-2 (13)	RBI Single
3/13/22	High Point	4-3	Error
2/26/22	Western Michigan	13-12 (12)	Error
2/23/22	Bellarmine	3-2	RBI Double
3/23/21	Butler	6-5	Two-Run Double
3/20/21	Missouri	5-4	Passed Ball
3/4/20	Murray State	9-8	Solo Home Run
2/23/20	Appalachian State	8-7 (15)	RBI Walk

The Cats have walked it off 19 times since Nick Mingione took over as head coach before the 2017 season, including five run rule games.



BASEBALL MINDS IN THE PROS

Former Wildcat Vince Harrison has been named the manager of the Dayton Dragons, the class High-A affiliate for the Cincinnati Reds, for the 2024 season. A former football and baseball player at Kentucky, Harrison has remained in the game of baseball and is one of three former players in non-playing roles with a Major League Baseball organization. Collin Cowgill remains an assistant coach with the Reds and former MLB manager and UK all-time hits leader Andy Green has joined the New York Mets' front office.



KENTUCKY PROUD PARK

Kentucky baseball moved into a new home for the 2019 season, opening the \$49 million Kentucky Proud Park, a state-of-the-art facility immediately considered one of the top facilities in all of college baseball. The Wildcats won their first game in their new home, defeating Eastern Kentucky, 7-3, on Feb. 26, 2019.

The stadium features permanent seating for nearly 2,500 fans with additional space on grass berms to accommodate 5,000 fans for regular season games. Beyond the outfield wall, temporary bleachers can be installed for NCAA Tournament games to bring the seating capacity to more than 7,000.

The team areas were a priority and give our players and coaches everything they need to compete at a high level in a single location. The facility features a team lounge, locker room, training area, indoor hitting and pitching areas, and coaching offices, as well as a recruiting room. All spaces are either new to UK baseball or significantly larger than previous ones.

The name is a tribute to farmers and businesses of the Commonwealth of Kentucky and the Big Blue Nation. Kentucky Farm Bureau secured the rights to name the stadium from JMI Sports, UK Athletics' multimedia rights partner. In turn, Kentucky Farm Bureau elected to name the stadium for Kentucky Proud, the state's official agricultural marketing program housed at the Kentucky Department of Agriculture. No state taxpayer dollars were used in funding the agreement. The Kentucky Proud program is funded through the generosity of the Kentucky Agricultural Development Fund. The fund is directed by the Kentucky Agricultural Development Board and administered by the Governor's Office of Agricultural Policy.

New black padding replaced the existing blue look for the 2023 season, including on the outfield fence, dugout railings and behind home plate.



TOP CROWDS IN KPP HISTORY

7,558	Oregon St.*	6/9/24
7,441	Oregon St.*	6/8/24
7,304	Tennessee	4/20/24
6,922	Tennessee	4/19/24
6,797	Tennessee	4/21/24
6,796	Indiana*	6/5/23
6,094	Indiana*	6/3/23
6,066	Illinois*	6/1/24
6,024	Arkansas	5/5/24

*NCAA Tournament


Series:		
21,023	Tennessee	2024
14,781	Arkansas	2024

UK'S RECORD AT KPP

Year	Overall	SEC
2019	16-15	2-13
2020*	11-3	0-0
2021	22-13	6-9
2022	23-11	8-7
2023	29-7	11-4
2024	26-6	11-4

*Covid-shortened season

Total	131-55 (.704)	44-37
Attendance Record	7,558 vs. Oregon State (June 9, 2024)	
Three-Game Series	21,023 vs. Tennessee (April 19-21, 2024)	



KENTUCKY PROUD PARK





Kentucky 24



2024 RADIO/TV SPOT CHART




0 JAKE TITUS




1 PATRICK HERRERA



2 MITCHELL DALY



4 ÉMILIEN PITRE



6 REUBEN CHURCH



7 DEVIN BURKES



8 TY CRITTENBERGER



9 NICK LOPEZ




10 CAMERON O'BRIEN



11 COLBY FRIEDA




12 GRANT SMITH




13 JAMES MCCOY




14 BEN HIGDON



16 LANDON FRANKLIN



17 ETHAN HINDLE



19 NOLAN MCCARTHY



20 MASON MOORE



21 RYAN WALDSCHMIDT



22 DOMINIC NIMAN



23 HUDSON BROWN



24 RYAN HAGENOW



25 RYAN NICHOLSON




26 DREW LAFFERTY



28 HAYDEN SMITH



29 ROBERT HOGAN



33 TRAVIS SMITH




34 LUKAS SCHRAMM




35 BLAKE BOWEN



36 CARSON APPLGATE



37 RAYMOND SAATMAN



39 COOPER ROBINSON



40 ZACH HISE



41 EVAN BYERS



42 GRIFFIN CAMERON



43 JACKSON NOVE




44 JACOB PRICE




47 KYUSS GARGETT



48 BEN CLEAVER




49 JOHNNY HUMMEL




50 EVAN HART



51 TREY POOSER



52 AUSTIN FAWLEY



54 ELI SMALL



55 TOMMY SKELDING



WILDCATS BY STATE

ALABAMA (1)

MITCHELL DALY (MADISON)

ARIZONA (1)

PATRICK HERRERA (MESA)

CALIFORNIA (1)

NICK LOPEZ (SANTA ANA)

CONNECTICUT (1)

DOMINIC NIMAN (WEST HARTFORD)

FLORIDA (5)

DEVIN BURKES (BRADENTON)
TY CRITTENBERGER (LIGHTHOUSE POINT)
AUSTIN FAWLEY (LANTANA)
COLBY FRIEDA (ST. JOHNS)
RYAN WALDSCHMIDT (BRADENTON)

GEORGIA (1)

JAMES MCCOY (DUNWOODY)

ILLINOIS (1)

ZACH HISE (JOLIET)

INDIANA (1)

KYUSS GARGETT (ANDERSON)

IOWA (1)

JACKSON NOVE (FAIRFAX)

KANSAS (1)

JAKE TITUS (OTTAWA)

KENTUCKY (10)

EVAN BYERS (NICHOLASVILLE)
GRIFFIN CAMERON (LEXINGTON)
EVAN HART (HARRODSBURG)
BEN HIGDON (PADUCAH)
MASON MOORE (MOREHEAD)
RYAN NICHOLSON (LOUISVILLE)
JACOB PRICE (LOUISVILLE)
RAYMOND SAATMAN (LEXINGTON)
HAYDEN SMITH (NICHOLASVILLE)
TRAVIS SMITH (WALTON)

MICHIGAN (1)

NOLAN MCCARTHY (KALAMAZOO)

MINNESOTA (1)

ROBERT HOGAN (NORTH OAK)

MISSISSIPPI (1)

HUDSON BROWN (OLIVE BRANCH)

NEBRASKA (1)

ELI SMALL (OMAHA)

NEW JERSEY (1)

CARSON APPLIGATE (COLUMBUS)

NEW MEXICO (1)

GRANT SMITH (ALBUQUERQUE)

NORTH CAROLINA (3)

JOHNNY HUMMEL (MATTHEWS)
CAMERON O'BRIEN (WAKE FOREST)
LUKAS SCHRAMM (APEX)

OHIO (2)

BLAKE BOWEN (WOOSTER)
TOMMY SKELDING (ATWATER)

PENNSYLVANIA (1)

DREW LAFFERTY (SOUTH PARK)

QUEBEC (1)

ÉMILIE PITRE (REPENTIGNY)

SOUTH CAROLINA (1)

TREY POOSER (HANAHAN)

TENNESSEE (4)

REUBEN CHURCH (MARYVILLE)
BEN CLEAVER (THOMPSONS STATION)
LONDON FRANKLIN (CLEVELAND)
RYAN HAGENOW (KNOXVILLE)

WISCONSIN (1)

EVAN HINDLE (DELAFIELD)

WILDCATS BY POSITION

INFIELDERS

HUDSON BROWN (FRESHMAN)
REUBEN CHURCH (SENIOR)
MITCHELL DALY (SENIOR)
AUSTIN FAWLEY (R-FRESHMAN)
LONDON FRANKLIN (FRESHMAN)
KYUSS GARGETT (FRESHMAN)
PATRICK HERRERA (JUNIOR)
ETHAN HINDLE (FRESHMAN)
NICK LOPEZ (GRADUATE)
JAMES MCCOY (R-SOPHOMORE)
RYAN NICHOLSON (GRADUATE)
ÉMILIE PITRE (JUNIOR)
GRANT SMITH (SENIOR)

OUTFIELDERS

GRIFFIN CAMERON (FRESHMAN)
TY CRITTENBERGER (GRADUATE)
BEN HIGDON (JUNIOR)
NOLAN MCCARTHY (R-JUNIOR)
LUKAS SCHRAMM (R-FRESHMAN)
ELI SMALL (FRESHMAN)
RYAN WALDSCHMIDT (JUNIOR)

CATCHERS

DEVIN BURKES (R-JUNIOR)
AUSTIN FAWLEY (R-FRESHMAN)
ELI SMALL (FRESHMAN)

RIGHT-HANDED PITCHERS

COLBY FRIEDA (JUNIOR)
RYAN HAGENOW (SENIOR)
ZACH HISE (R-JUNIOR)
ROBERT HOGAN (JUNIOR)
JOHNNY HUMMEL (GRADUATE)
DREW LAFFERTY (R-FRESHMAN)
JAMES MCCOY (R-SOPHOMORE)
MASON MOORE (JUNIOR)
CAMERON O'BRIEN (GRADUATE)
TREY POOSER (GRADUATE)
JACOB PRICE (SOPHOMORE)
COOPER ROBINSON (JUNIOR)
RAYMOND SAATMAN (FRESHMAN)
TOMMY SKELDING (FRESHMAN)
TRAVIS SMITH (R-SOPHOMORE)
JAKE TITUS (FRESHMAN)

UTILITY

BLAKE BOWEN (FRESHMAN)

LEFT-HANDED PITCHERS

EVAN BYERS (R-JUNIOR)
BEN CLEAVER (FRESHMAN)
EVAN HART (FRESHMAN)
DOMINIC NIMAN (GRADUATE)
JACKSON NOVE (JUNIOR)
HAYDEN SMITH (R-FRESHMAN)





NCAA Statistics

Kentucky - 2023-24 Baseball Ranking Summary thru games 06/24/2024

Statistic	National Rank	Conference Rank	Value	National Leader	Value	Conference Leader	Value
Base on Balls (294 ranked)	57	9	296	Texas A&M	422	Texas A&M	422
Batting Average (295 ranked)	132	7	0.282	Austin Peay	0.359	Tennessee	0.310
Double Plays (295 ranked)	71	2	43	Coastal Carolina	65	South Carolina	45
Double Plays Per Game (295 ranked)	126	2	0.69	Col. of Charleston	1.11	South Carolina	0.73
Doubles (295 ranked)	20	3	130	Tennessee	160	Tennessee	160
Doubles Per Game (295 ranked)	46	2	2.10	Columbia	2.98	Tennessee	2.19
Earned Run Average (295 ranked)	62	7	5.10	Hawaii	3.78	Texas A&M	3.86
Fielding Percentage (295 ranked)	13	4	0.980	Notre Dame	0.985	Florida	0.982
Hit Batters (295 ranked)	68	2	87	Saint Peter's	131	Missouri	91
Hit by Pitch (295 ranked)	14	3	117	UC Irvine	175	Georgia	128
Hits (295 ranked)	91	9	567	Tennessee	764	Tennessee	764
Hits Allowed Per Nine Innings (295 ranked)	17	5	8.12	Arkansas	7.13	Arkansas	7.13
Home Runs (295 ranked)	51	8	89	Tennessee	184	Tennessee	184
Home Runs Per Game (295 ranked)	76	10	1.44	Austin Peay	2.61	Tennessee	2.52
On Base Percentage (295 ranked)	74	5	0.399	Austin Peay	0.455	Georgia	0.433
Runs (295 ranked)	33	4	481	Tennessee	657	Tennessee	657
Sacrifice Bunts (295 ranked)	19	1	45	Western Ky.	78	Kentucky	45
Sacrifice Flies (295 ranked)	40	2	31	Nicholls	48	Ole Miss	34
Scoring (295 ranked)	59	4	7.8	Austin Peay	10.9	Georgia	9.1
Shutouts (137 ranked)	5	3	6	Texas A&M	12	Texas A&M	12
Slugging Percentage (295 ranked)	66	7	0.489	Austin Peay	0.661	Tennessee	0.607
Stolen Bases (295 ranked)	14	1	120	VMI	178	Kentucky	120
Stolen Bases Per Game (295 ranked)	23	1	1.94	VMI	3.18	Kentucky	1.94
Strikeout-to-Walk Ratio (295 ranked)	77	14	2.07	Arizona	3.46	Tennessee	3.33
Strikeouts Per Nine Innings (295 ranked)	64	12	9.2	Arkansas	12.1	Arkansas	12.1
Triple Plays (1 ranked)			8 teams tied		1	Tennessee	1
Triples (295 ranked)	146	6	10	Northern Ky. Wofford	33	Texas A&M 33	16
Triples Per Game (295 ranked)	187	6	0.16	Northern Ky.	0.56	Auburn	0.25
WHIP (295 ranked)	26	7	1.40	Arkansas	1.23	Arkansas	1.23
WL Pct (295 ranked)	11	3	0.742	Tennessee	0.822	Tennessee	0.822
Walks Allowed Per Nine Innings (295 ranked)	112	11	4.44	Arizona	2.56	Tennessee	3.04



2024 Men's College World Series-Game 10
Kentucky vs Florida
Jun 19, 2024 at Omaha, Neb. (Charles Schwab Field)

Kentucky 4 (46-16)

Florida 15 (36-29)

Player	ab	r	h	rbi	bb	so	po	a	lob
Ryan Waldschmidt lf	1	2	0	0	3	0	2	0	0
Emilien Pitre 2b	4	2	2	2	0	2	1	0	1
Ryan Nicholson 1b	4	0	0	0	0	1	3	0	0
Nick Lopez dh	3	0	2	2	0	1	0	0	0
Kyuss Gargett ph	1	0	0	0	0	0	0	0	0
Mitchell Daly 3b/ss	3	0	1	0	0	2	1	0	0
Devin Burkes c	3	0	0	0	0	3	13	0	0
Austin Fawley c	1	0	0	0	0	1	2	0	0
Nolan McCarthy cf	2	0	0	0	0	1	0	0	2
Ty Crittenberger cf	2	0	0	0	0	1	1	0	1
James McCoy rf	1	0	0	0	1	1	0	0	0
Patrick Herrera ph/3b	2	0	0	0	0	0	0	0	0
Grant Smith ss	2	0	0	0	0	2	0	2	0
Eli Small ph/lf	1	0	0	0	0	1	1	0	0
Dominic Niman p	0	0	0	0	0	0	0	0	0
Cameron O'Brien p	0	0	0	0	0	0	0	0	0
Robert Hogan p	0	0	0	0	0	0	0	0	0
Jackson Nove p	0	0	0	0	0	0	0	0	0
Ryan Hagenow p	0	0	0	0	0	0	0	0	0
Johnny Hummel p	0	0	0	0	0	0	0	0	0
Travis Smith p	0	0	0	0	0	0	0	0	0
Ben Cleaver p	0	0	0	0	0	0	0	0	0
Totals	30	4	5	4	4	16	24	2	4

Player	ab	r	h	rbi	bb	so	po	a	lob
Jac Caglianone 1b	2	3	2	1	3	0	4	0	0
Cade Kurland 2b	4	1	1	2	0	2	3	2	1
Tyler Shelnut lf	5	1	1	1	0	4	1	0	2
Colby Shelton ss	4	2	2	1	1	2	0	1	0
Luke Heyman c	5	2	3	3	0	1	16	1	0
Ashton Wilson rf	3	2	1	2	0	1	1	0	1
Dale Thomas 3b	5	1	1	0	0	1	0	2	2
Brody Donay dh	5	3	3	5	0	2	0	0	0
Michael Robertson cf	5	0	0	0	0	2	2	0	0
Pierce Coppola p	0	0	0	0	0	0	0	0	0
Jake Clemente p	0	0	0	0	0	0	0	0	0
Alex Philpott p	0	0	0	0	0	0	0	0	0
Totals	38	15	14	15	4	15	27	6	6

Score by Innings	1	2	3	4	5	6	7	8	9	R	H	E
Kentucky	1	0	0	1	2	0	0	0	0	4	5	1
Florida	7	0	2	0	5	1	0	0	X	15	14	0

E - McCoy(2). DP - Florida 1. LOB - Kentucky 4; Florida 6. 2B - Shelton(13); Heyman 2(14). HR - Pitre(10); Caglianone(35); Donay 2(14). HBP - Daly; Kurland; Wilson 2. SB - Waldschmidt(25); Caglianone(4); Shelton(6). CS - Lopez(3).

Kentucky	ip	h	r	er	bb	so	ab	bf	np
Dominic Niman	0.1	3	5	5	0	1	4	6	23
Cameron O'Brien	1.2	2	3	3	1	3	7	9	44
Robert Hogan	2.0	4	2	2	1	4	10	11	40
Jackson Nove	0.2	1	3	3	2	1	3	5	21
Ryan Hagenow	0.1	2	1	1	0	1	3	3	9
Johnny Hummel	1.0	1	1	1	0	1	4	4	17
Travis Smith	1.0	1	0	0	0	2	4	4	12
Ben Cleaver	1.0	0	0	0	0	2	3	3	18

Florida	ip	h	r	er	bb	so	ab	bf	np
Pierce Coppola	5.0	4	4	4	3	9	17	21	98
Jake Clemente	2.0	1	0	0	1	4	7	8	31
Alex Philpott	2.0	0	0	0	0	3	6	6	25

Win - Coppola (1-4). Loss - Niman (8-5). Save - None.
 WP - Nove(3). HBP - by Niman (Kurland); by Niman (Wilson); by O'Brien (Wilson); by Coppola (Daly). PB - Burkes(10).
 Pitches/strikes: Niman 23/12; O'Brien 44/25; Hogan 40/29; Nove 21/10; Hagenow 9/7; Hummel 17/12; Smith, T. 12/10; Cleaver 18/12; Coppola 98/62; Clemente 31/19; Philpott 25/18.



2024 Men's College World Series - Game 8
Texas A&M vs Kentucky
Jun 17, 2024 at Omaha, Neb. (Charles Schwab Field)

Texas A&M 5 (51-13)

Kentucky 1 (46-15)

Player	ab	r	h	rbi	bb	so	po	a	lob	avg
Gavin Grahovac 3b/lf	5	0	0	0	0	1	0	1	2	.300
Jace LaViolette rf	3	1	1	0	1	1	3	0	2	.311
Jack Bell 2b	1	0	0	0	0	0	0	0	0	.250
Jackson Appel c	5	1	2	0	0	2	7	1	1	.327
Hayden Schott dh	5	1	3	2	0	1	0	0	0	.336
Ted Burton 1b	2	1	2	0	2	0	8	0	0	.296
Caden Sorrell lf/rf	3	0	0	0	0	1	1	0	1	.265
Ali Camarillo ss	4	1	1	1	0	0	1	4	0	.294
Kaeden Kent 2b/3b	4	0	2	2	0	0	1	2	2	.312
Travis Chestnut cf	2	0	0	0	2	0	5	0	0	.268
Ryan Prager p	0	0	0	0	0	0	0	0	0	-
Josh Stewart p	0	0	0	0	0	0	1	0	0	-
Totals	34	5	11	5	5	6	27	8	8	

Player	ab	r	h	rbi	bb	so	po	a	lob	avg
Ryan Waldschmidt lf	3	0	0	0	1	0	2	0	0	.335
Emilien Pitre 2b	4	0	1	0	0	1	1	4	0	.298
Devin Burkes c	3	0	0	0	1	0	6	1	1	.243
Nick Lopez dh	4	0	0	0	0	2	0	0	2	.341
Mitchell Daly 3b	3	0	0	0	0	1	0	2	0	.299
Ryan Nicholson 1b	4	1	2	1	0	0	8	1	0	.312
Nolan McCarthy cf	4	0	1	0	0	1	2	0	0	.291
James McCoy rf	2	0	0	0	0	0	0	0	2	.220
Patrick Herrera ph/rf	2	0	0	0	0	2	1	1	2	.298
Grant Smith ss	3	0	0	0	0	0	5	3	0	.238
Mason Moore p	0	0	0	0	0	0	2	2	0	-
Cameron O'Brien p	0	0	0	0	0	0	0	0	0	-
Evan Byers p	0	0	0	0	0	0	0	0	0	-
Totals	32	1	4	1	2	7	27	14	7	

Score by Innings	1	2	3	4	5	6	7	8	9	R	H	E
Texas A&M	0	0	0	0	0	5	0	0	0	5	11	2
Kentucky	0	0	0	0	0	0	0	0	1	1	4	0

E - Bell(3); Camarillo(8). DP - Texas A&M 1; Kentucky 2. LOB - Texas A&M 8; Kentucky 7. 2B - Appel(15); Camarillo(13); McCarthy(12). HR - Nicholson(23). HBP - Sorrell; Daly. SB - Chestnut(17). CS - Appel(3).

Texas A&M	ip	h	r	er	bb	so	ab	bf	np	era	Kentucky	ip	h	r	er	bb	so	ab	bf	np	era
Ryan Prager	6.2	2	0	0	1	4	23	25	95	2.88	Mason Moore	5.0	5	4	4	3	3	19	23	85	5.05
Josh Stewart	2.1	2	1	1	1	3	9	10	37	4.68	Cameron O'Brien	1.0	2	1	1	1	3	5	6	28	3.97
											Evan Byers	3.0	4	0	0	1	0	10	11	41	4.73

Win - Prager (9-1). Loss - Moore (9-4). Save - None.
 WP - Stewart(3). HBP - by Moore (Sorrell); by Prager (Daly). Pitches/strikes: Prager 95/65; Stewart 37/24; Moore 85/52; O'Brien 28/17; Byers 41/26.

Umpires - HP: David Uyl 1B: Scott Cline 2B: Mike Morris 3B: Adam Dowdy
 Start: 6:07 pm Time: 3:05 Attendance: 25327
 Weather: 88-Sunny-W: 21 MPH S-H:59%
 Moore faced 4 batters in the 6th.



2024 Men's College World Series - Game 3
NC State vs Kentucky
Jun 15, 2024 at Omaha, Neb. (Charles Schwab Field)

NC State 4 (38-22)

Kentucky 5 (46-14)

Player	ab	r	h	rbi	bb	so	po	a	lob	avg
Eli Serrano III cf	5	0	0	0	1	2	3	0	5	.290
Garrett Pennington 1b	4	2	2	0	1	1	10	0	0	.350
Alec Makarewicz 3b	5	1	2	2	0	0	0	1	0	.380
Jacob Cozart c	4	0	3	1	1	0	9	1	0	.308
Brandon Butterworth ss	4	0	0	0	0	1	2	2	4	.245
Alex Sosa dh	3	0	0	0	2	1	0	0	1	.220
Luke Nixon lf/rf	3	0	0	0	0	0	2	0	2	.241
Matt Heavner 2b	5	0	1	0	0	0	1	2	0	.261
Noah Soles rf	3	1	2	0	0	0	2	0	0	.230
Andrew Shaffner rf	0	0	0	0	0	0	0	0	0	.167
Chase Nixon ph/lf	1	0	0	0	1	1	0	0	0	.257
Sam Highfill p	0	0	0	0	0	0	0	3	0	-
Jacob Dudan p	0	0	0	0	0	0	0	0	0	-
Derrick Smith p	0	0	0	0	0	0	0	2	0	-
Totals	37	4	10	3	6	6	29	11	12	

Player	ab	r	h	rbi	bb	so	po	a	lob	avg
Ryan Waldschmidt lf	4	0	0	0	1	2	4	0	1	.340
Emilien Pitre 2b	3	1	1	0	2	0	1	5	2	.299
Devin Burkes c	3	0	0	0	1	2	7	0	0	.246
Nick Lopez dh	5	0	1	1	0	1	0	0	0	.347
Mitchell Daly 3b	5	1	2	1	0	0	0	1	2	.304
Ryan Nicholson 1b	4	2	3	1	0	1	10	1	2	.308
Nolan McCarthy cf	3	1	2	2	1	0	2	0	0	.292
Ty Crittenberger pr/cf	0	0	0	0	0	0	1	0	0	.240
James McCoy rf	3	0	0	0	0	2	4	0	0	.223
Patrick Herrera ph/rf	0	0	0	0	0	0	0	0	0	.309
Grant Smith ss	4	0	0	0	0	0	1	1	0	.242
Trey Pooser p	0	0	0	0	0	0	0	0	0	-
Cameron O'Brien p	0	0	0	0	0	0	0	1	0	-
Jackson Nove p	0	0	0	0	0	0	0	0	0	-
Robert Hogan p	0	0	0	0	0	0	0	0	0	-
Johnny Hummel p	0	0	0	0	0	0	0	0	0	-
Totals	34	5	9	5	5	8	30	9	7	

Score by Innings	1	2	3	4	5	6	7	8	9	10	R	H	E
NC State	0	0	1	0	0	0	2	0	1	0	4	10	1
Kentucky	1	0	0	2	0	0	0	0	1	1	5	9	0

Note: 2 outs, 0 runners LOB when the game ended.

E - Highfill(1). DP - NC State 1; Kentucky 1. LOB - NC State 12; Kentucky 7. 2B - Pitre(20). HR - Makarewicz(23); Daly(7); Nicholson(22); McCarthy(8). HBP - Nixon, L.. SH - Butterworth(1); Nixon, L.(5); Burkes(7); Herrera(4). SB - Pitre(26). CS - Burkes(3).

NC State	ip	h	r	er	bb	so	ab	bf	np	era	Kentucky	ip	h	r	er	bb	so	ab	bf	np	era
Sam Highfill	7.0	6	3	3	2	7	25	28	116	4.97	Trey Pooser	6.2	9	3	3	2	3	27	31	106	3.50
Jacob Dudan	1.0	2	1	1	1	1	5	6	18	4.50	Cameron O'Brien	1.0	0	0	0	1	1	2	4	16	3.82
Derrick Smith	1.2	1	1	1	2	0	4	7	29	4.55	Jackson Nove	0.1	0	0	0	1	0	1	2	9	5.40
											Robert Hogan	0.1	1	1	1	1	0	2	3	12	2.79
											Johnny Hummel	1.2	0	0	0	1	2	5	6	30	3.30

Win - Hummel (4-0). Loss - Smith (3-2). Save - None.

WP - Hummel(8). HBP - by Pooser (Nixon, L.). BK - Dudan(1). Pitches/strikes: Highfill 116/75; Dudan 18/11; Smith 29/15; Pooser 106/70; O'Brien 16/9; Nove 9/4; Hogan 12/4; Hummel 30/18.

Umpires - HP: Mike Morris 1B: Kellen Levy 2B: David Uyl 3B: Scott Cline

Start: 1:09 pm Time: 3:40 Attendance: 24488

Weather: 81-Cloudy-W:19 MPH SSW-H:68%

Dudan faced 2 batters in the 9th.





2024 NCAA Lexington Super Regional
Kentucky 3 (45-14), Oregon State 2 (45-16)
 Jun 09, 2024 at Lexington, Ky. (Kentucky Proud Park)



Kentucky 3 (45-14)

Player	ab	r	h	rbi	bb	so	po	a	lob
Ryan Waldschmidt lf	4	0	0	0	0	2	1	0	0
Emilien Pitre 2b	4	0	0	0	0	1	0	1	1
Devin Burkes c	4	0	0	0	0	1	13	0	0
Nick Lopez dh	4	0	0	0	0	3	0	0	0
Mitchell Daly 3b	4	1	1	0	0	1	0	1	0
Ryan Nicholson 1b	3	1	1	0	1	1	8	3	0
Nolan McCarthy cf	2	1	2	2	0	0	0	0	0
Ty Crittenberger cf	1	0	0	0	0	1	0	0	0
James McCoy rf	3	0	0	0	1	1	1	0	0
Grant Smith ss	3	0	0	0	0	2	2	2	4
Mason Moore p	0	0	0	0	0	0	0	0	0
Cameron O'Brien p	0	0	0	0	0	0	1	1	0
Robert Hogan p	0	0	0	0	0	0	1	0	0
Ryan Hagenow p	0	0	0	0	0	0	0	0	0
Johnny Hummel p	0	0	0	0	0	0	0	0	0
Totals	32	3	4	2	2	13	27	8	5

Oregon State 2 (45-16)

Player	ab	r	h	rbi	bb	so	po	a	lob
Bazzana, Travis 2b	4	0	1	0	1	2	1	1	0
McDowell, Micah cf	4	1	0	0	1	2	5	0	4
Turley, Gavin dh	3	1	0	0	1	3	0	0	0
Macias, Dallas lf	3	0	0	0	1	0	1	0	1
Hainline, Elijah ss	4	0	0	0	0	2	0	0	0
Weber, Wilson c	3	0	0	1	1	1	12	1	1
Kasper, Brady rf	3	0	1	1	1	0	0	0	0
Caraway, Trent 3b	2	0	0	0	0	2	1	0	0
Talt, Easton ph	0	0	0	0	0	0	0	0	0
Trosky, Jabin 3b	1	0	0	0	0	0	0	0	0
Guerra, Mason 1b	1	0	0	0	3	1	4	2	3
Santana, Dawson pr	0	0	0	0	0	0	0	0	0
Kmatz, Jacob p	0	0	0	0	0	0	2	0	0
Keljo, Nelson p	0	0	0	0	0	0	1	0	0
Holmes, Bridger p	0	0	0	0	0	0	0	0	0
Totals	28	2	2	2	9	13	27	4	9

Score by Innings	1	2	3	4	5	6	7	8	9	R	H	E
Kentucky	0	1	0	1	0	0	1	0	0	3	4	1
Oregon State	0	0	0	2	0	0	0	0	0	2	2	0

E - G. Smith(4). DP - UK 1. LOB - UK 5; OSU 9. 2B - M. Daly(15); N. McCarthy 2(11). SH - N. McCarthy(5); Talt(2). SB - G. Smith(6); Macias(9).

Kentucky	ip	h	r	er	bb	so	ab	bf	np
Mason Moore	3.1	0	2	1	6	4	10	16	82
Cameron O'Brien	3.0	1	0	0	0	5	9	10	47
Robert Hogan	2.1	0	0	0	3	3	7	10	41
Ryan Hagenow	0.0	1	0	0	0	0	1	1	3
Johnny Hummel	0.1	0	0	0	0	1	1	1	3

Oregon State	ip	h	r	er	bb	so	ab	bf	np
Kmatz, Jacob	6.0	4	3	3	2	8	22	25	101
Keljo, Nelson	2.1	0	0	0	0	4	8	8	34
Holmes, Bridger	0.2	0	0	0	0	1	2	2	6

Win - C. O'Brien (3-0). Loss - Kmatz (7-0). Save - J. Hummel (7).

WP - R. Hogan(4); Kmatz(3); Keljo(4). Inherited runners/scored: C. O'Brien 3/0; R. Hogan 1/0; R. Hagenow 1/0; J. Hummel 2/0; Keljo 1/1. Pitches/strikes: M. Moore 82/46; C. O'Brien 47/31; R. Hogan 41/21; R. Hagenow 3/2; J. Hummel 3/3; Kmatz 101/58; Keljo 34/21; Holmes 6/4.

Umpires - HP: Brian Marine 1B: Casey Moser 2B: Jeff Macias 3B: Craig Barron

Start: 9:06 Time: 3:27 Attendance: 7558

Weather: Mid 60s, Clear

Game notes:

2024 NCAA Lexington Super Regional

Game 2 (Best of 3)

Kentucky wins, 2-0

Kentucky advances to Men's College World Series

Kmatz faced 1 batter in the 7th.

R. Hagenow faced 1 batter in the 9th.



2024 NCAA Lexington Super Regional Kentucky 10 (44-14), Oregon State 0 (45-15)

Jun 08, 2024 at Lexington, Ky. (Kentucky Proud Park)



Oregon State 0 (45-15)

Player	ab	r	h	rbi	bb	so	po	a	lob	avg
Bazzana, Travis 2b	3	0	0	0	1	1	3	0	1	.404
McDowell, Micah cf	3	0	0	0	1	2	0	0	0	.385
Turley, Gavin dh	3	0	0	0	1	1	0	0	4	.277
Macias, Dallas lf	4	0	0	0	0	2	2	0	1	.313
Hainline, Elijah ss	4	0	1	0	0	1	2	2	0	.285
Kasper, Brady rf	4	0	0	0	0	1	2	0	0	.262
Guerra, Mason 1b	3	0	0	0	0	1	4	1	0	.241
Trosky, Jabin 3b	2	0	0	0	0	1	1	2	1	.284
Caraway, Trent ph	0	0	0	0	1	0	0	0	0	.350
Smith, Tanner c	2	0	0	0	0	1	6	0	0	.217
Talt, Easton ph	1	0	0	0	0	1	0	0	0	.311
Weber, Wilson c	0	0	0	0	0	0	3	1	0	.283
May, Aiden p	0	0	0	0	0	0	1	1	0	-
Mundt, Joey p	0	0	0	0	0	0	0	1	0	-
Hutcheson, AJ p	0	0	0	0	0	0	0	0	0	-
Ferguson, Noah p	0	0	0	0	0	0	0	0	0	-
Palmer, Laif p	0	0	0	0	0	0	0	1	0	-
Totals	29	0	1	0	4	12	24	9	7	

Kentucky 10 (44-14)

Player	ab	r	h	rbi	bb	so	po	a	lob	avg
Ryan Waldschmidt lf	3	0	0	0	2	2	2	0	2	.348
Emilien Pitre 2b	3	1	1	2	2	0	2	2	0	.304
Devin Burkes c	5	1	1	0	0	2	11	1	1	.254
Nick Lopez dh	5	1	2	0	0	2	0	0	0	.358
Mitchell Daly 3b	3	1	1	1	0	0	1	2	2	.303
Ryan Nicholson 1b	5	1	3	3	0	1	5	1	0	.306
Nolan McCarthy cf	4	1	1	0	1	1	3	0	2	.277
James McCoy rf	1	2	1	0	1	0	2	0	0	.239
Grant Smith ss	3	2	0	0	0	2	0	1	2	.248
Trey Pooser p	0	0	0	0	0	0	1	0	0	-
Jackson Nove p	0	0	0	0	0	0	0	0	0	-
Totals	32	10	10	6	6	10	27	7	9	

Score by Innings	1	2	3	4	5	6	7	8	9	R	H	E
Oregon State	0	0	0	0	0	0	0	0	0	0	1	2
Kentucky	0	1	0	0	2	0	7	0	X	10	10	1

E - Weber 2(4); T. Pooser(4). LOB - OSU 7; UK 9. 2B - E. Pitre(19); N. Lopez(22); M. Daly(14); R. Nicholson(10). HR - R. Nicholson(21). HBP - Guerra; J. McCoy; G. Smith. SH - M. Daly 2(9); J. McCoy(2). SB - E. Pitre(25); D. Burkes(19); N. McCarthy(8); J. McCoy(8). CS - E. Pitre(9).

Oregon State	ip	h	r	er	bb	so	ab	bf	np	era	Kentucky	ip	h	r	er	bb	so	ab	bf	np	era
May, Aiden	5.0	7	3	3	1	5	21	25	85	3.20	Trey Pooser	7.0	1	0	0	4	8	23	28	108	3.19
Mundt, Joey	1.1	1	2	2	1	2	4	6	29	3.13	Jackson Nove	2.0	0	0	0	0	4	6	6	24	5.12
Hutcheson, AJ	0.0	1	4	4	2	0	1	4	15	7.36											
Ferguson, Noah	0.0	0	1	1	2	1	1	3	14	5.02											
Palmer, Laif	1.2	1	0	0	0	2	5	5	11	11.05											

Win - T. Pooser (7-1). Loss - May (7-1). Save - None.
 WP - May(4); Ferguson 3(3). HBP - by May (J. McCoy); by T. Pooser (Guerra); by May (G. Smith). Inherited runners/scored: Mundt 2/0; Hutcheson 2/2; Ferguson 2/2; Palmer 2/0. Pitches/strikes: May 85/52; Mundt 29/16; Hutcheson 15/6; Ferguson 14/4; Palmer 11/10; T. Pooser 108/66; J. Nove 24/18.

Umpires - HP: Craig Barron 1B: Brian Marine 2B: Casey Moser 3B: Jeff Macias
 Start: 6:06 Time: 2:55 Attendance: 7441
 Weather: Mid 70s, partly cloudy
 Game notes:
 2024 NCAA Lexington Super Regional
 Game 1 (Best of 3)



2024 NCAA Lexington Regional
Kentucky 5 (43-14), Indiana State 0 (44-15)
 Jun 02, 2024 at Lexington, Ky. (Kentucky Proud Park)



Kentucky 5 (43-14)

Player	ab	r	h	rbi	bb	so	po	a	lob
Ryan Waldschmidt lf	5	0	1	0	0	0	2	0	2
Emilien Pitre 2b	4	2	1	2	1	0	2	2	0
Devin Burkes c	3	0	1	1	0	0	11	0	0
Nick Lopez dh	4	1	1	0	0	0	0	0	0
Mitchell Daly 3b	4	0	1	0	0	2	1	3	1
Ryan Nicholson 1b	3	1	1	1	1	0	10	0	0
Nolan McCarthy cf	3	0	0	1	0	0	0	0	0
James McCoy rf	4	0	1	0	0	2	0	0	3
Grant Smith ss	3	1	1	0	1	2	1	4	0
Mason Moore p	0	0	0	0	0	0	0	0	0
Jackson Nove p	0	0	0	0	0	0	0	0	0
Cameron O'Brien p	0	0	0	0	0	0	0	1	0
Totals	33	5	8	5	3	6	27	10	6

Indiana State 0 (44-15)

Player	ab	r	h	rbi	bb	so	po	a	lob
Diaz, Randal ss	4	0	2	0	0	1	1	4	1
Stinson, Parker rf	4	0	1	0	0	1	1	0	0
Hernandez, Luis 1b	4	0	0	0	0	1	11	2	4
Sears, Mike 3b	3	0	1	0	1	0	0	2	0
Listi, Dominic lf	3	0	0	0	1	2	0	0	0
Magill, Grant c	4	0	0	0	0	3	7	0	2
Pottinger, Adam cf	4	0	0	0	0	1	3	0	2
Iffrig, Riley dh	3	0	1	0	1	1	0	0	0
Urdaneta, Josue 2b	3	0	0	0	1	1	2	5	0
Gilley, Cole p	0	0	0	0	0	0	0	0	0
Pruitt, Jacob p	0	0	0	0	0	0	1	0	0
Gregersen, Simon p	0	0	0	0	0	0	1	0	0
Totals	32	0	5	0	4	11	27	13	9

Score by Innings	1	2	3	4	5	6	7	8	9	R	H	E
Kentucky	1	1	1	0	0	0	2	0	0	5	8	1
Indiana State	0	0	0	0	0	0	0	0	0	0	5	2

E - M. Daly(3); Gilley,C(1); Gregersen,S(2). DP - UK 1; INS 1. LOB - UK 6; INS 9. 2B - Sears,M(20). HR - E. Pitre(9); R. Nicholson(20). HBP - N. McCarthy. SF - D. Burkes(6). SB - Listi,D(3).

Kentucky	ip	h	r	er	bb	so	ab	bf	np	Indiana State	ip	h	r	er	bb	so	ab	bf	np
Mason Moore	6.0	4	0	0	3	6	21	24	106	Gilley, Cole	1.2	2	2	1	2	1	6	9	31
Jackson Nove	0.2	0	0	0	0	0	3	3	12	Pruitt, Jacob	4.2	6	3	3	1	2	19	21	79
Cameron O'Brien	2.1	1	0	0	1	5	8	9	42	Gregersen, Simon	2.2	0	0	0	0	3	8	8	34

Win - M. Moore (9-3). Loss - Gilley,C (3-1). Save - None.
 WP - M. Moore(4). HBP - by Pruitt,J (N. McCarthy). BK - Gregersen,S(1). Inherited runners/scored: C. O'Brien 1/0; Pruitt,J 2/0; Gregersen,S 1/0. Pitches/strikes: M. Moore 106/57; J. Nove 12/8; C. O'Brien 42/27; Gilley,C 31/13; Pruitt,J 79/46; Gregersen,S 34/21.

Umpires - HP: Mike Lusky 1B: Richard Riley 2B: Alex Ziegler 3B: Brian Miller

Start: 7:30 Time: 2:58 Attendance: 5877

Weather: Wet, Mid 60s

Game notes:

2024 NCAA Lexington Regional

Game 6

Regional Final

UK 2-0, INS 2-1



2024 NCAA Lexington Regional
Kentucky 6 (42-14), Illinois 1 (35-20)
 June 1, 2024 at Lexington, Ky. (Kentucky Proud Park)



Kentucky 6 (42-14)

Player	ab	r	h	rbi	bb	so	po	a	lob
Ryan Waldschmidt lf	5	1	3	3	0	0	1	0	0
Emilien Pitre 2b	4	0	0	1	1	0	1	5	1
Devin Burkes c	4	0	0	0	0	1	11	0	0
Nick Lopez dh	5	0	0	0	0	0	0	0	1
Mitchell Daly 3b	3	1	2	0	0	0	0	0	0
Ryan Nicholson 1b	3	1	1	2	1	1	8	1	0
Nolan McCarthy cf	2	0	0	0	1	1	0	0	0
James McCoy rf	3	1	1	0	1	2	3	0	5
Grant Smith ss	3	2	1	0	1	0	2	3	0
Trey Pooser p	0	0	0	0	0	0	1	1	0
Ryan Hagenow p	0	0	0	0	0	0	0	0	0
Totals	32	6	8	6	5	5	27	10	7

Illinois 1 (35-20)

Player	ab	r	h	rbi	bb	so	po	a	lob
Hejza, Cal ss	3	0	0	0	0	1	2	6	0
Janik, Camden dh	4	0	0	0	0	1	0	0	0
Westcott, Drake 1b	4	0	1	0	0	1	7	1	0
Valincius, Vytas lf	3	0	0	0	1	2	3	0	0
Moerman, Ryan rf	4	0	1	0	0	0	2	0	2
Schroeder, Jacob c	3	1	1	0	0	2	4	2	0
Harding, Brody 2b	3	0	2	1	1	0	3	3	0
Quagliano, Coltin 3b	3	0	0	0	1	1	1	0	1
Milton, Connor cf	4	0	1	0	0	2	4	1	5
Hutchings, Payton p	0	0	0	0	0	0	0	0	0
Sanchez, Julius p	0	0	0	0	0	0	0	0	0
Plumley, Ben p	0	0	0	0	0	0	0	0	0
Rons, Jake p	0	0	0	0	0	0	1	0	0
Totals	31	1	6	1	3	10	27	13	8

Score by Innings	1	2	3	4	5	6	7	8	9	R	H	E
Kentucky	0	2	0	0	1	0	1	0	2	6	8	0
Illinois	0	0	0	1	0	0	0	0	0	1	6	1

E - Quagliano(14). DP - UK 2; ILL 3. LOB - UK 7; ILL 8. 2B - Waldschmidt(17); J. McCoy(4). HR - Waldschmidt(14); R. Nicholson(19). HBP - D. Burkes; M. Daly; N. McCarthy; Hejza; Schroeder, J. SB - M. Daly(10).

Kentucky	ip	h	r	er	bb	so	ab	bf	np
Trey Pooser	7.0	5	1	1	2	7	24	27	102
Ryan Hagenow	2.0	1	0	0	1	3	7	9	31

Illinois	ip	h	r	er	bb	so	ab	bf	np
Hutchings, Payton	5.0	4	3	3	2	2	16	21	78
Sanchez, Julius	1.0	3	1	1	1	2	6	7	27
Plumley, Ben	1.0	0	0	0	0	0	2	2	9
Rons, Jake	2.0	1	2	2	2	1	8	10	36

Win - T. Pooser (6-1). Loss - Hutchings (4-3). Save - R. Hagenow (3).
 WP - T. Pooser(8). HBP - by Hutchings (M. Daly); by Hutchings (N. McCarthy); by Hutchings (D. Burkes); by T. Pooser (Schroeder, J); by R. Hagenow (Hejza). Inherited runners/scored: Sanchez, Ju. 1/0; Plumley, B. 2/1.
 Pitches/strikes: T. Pooser 102/63; R. Hagenow 31/20; Hutchings 78/46; Sanchez, Ju. 27/16; Plumley, B. 9/6; Rons, J. 36/21.

Umpires - HP: Brian Miller 1B: Mike Lusky 2B: Billy van Raaphorst 3B: Richard Riley
 Start: 4:15 Time: 2:46 Attendance: 6066
 Weather: Rainy, cool
 Game notes:
 2024 NCAA Lexington Regional
 Game 4
 UK 1-0, ILL 1-0
 Hutchings faced 1 batter in the 6th.
 Sanchez, Ju. faced 2 batters in the 7th.





2024 NCAA Lexington Regional

Kentucky 10 (41-14), Western Michigan 8 (32-22)
May 31, 2024 at Lexington, Ky. (Kentucky Proud Park)



Western Michigan 8 (32-22)

Player	ab	r	h	rbi	bb	so	po	a lob	avg
KITCHEN, Jackson cf	3	1	1	1	2	0	3	0	.264
SULLIVAN, Cade 1b	4	1	1	2	1	2	6	0	.394
NEVAR, Dylan lf	4	0	2	1	0	0	2	0	.347
RICHMOND, CJ dh	5	0	1	3	0	2	0	0	.380
SWINEHART, Josh rf	5	0	1	0	0	2	2	1	.315
MALONEY, Michael ss	4	1	0	0	1	2	1	2	.277
BUDIG, Greg c	4	1	1	0	0	1	7	1	.281
HARRITY, Brendan 3b	3	2	1	0	1	0	2	0	.305
MEE, Grady 2b	4	2	1	1	1	1	1	3	.289
MILLER, Brady p	0	0	0	0	0	0	0	0	-
SHAPIRO, Joe p	0	0	0	0	0	0	0	0	-
DENTLER, Jayden p	0	0	0	0	0	0	0	1	-
BERG, Hayden p	0	0	0	0	0	0	0	0	-
DORAN, Turner p	0	0	0	0	0	0	0	0	-
Totals	36	8	9	8	6	10	24	6	10

Kentucky 10 (41-14)

Player	ab	r	h	rbi	bb	so	po	a lob	avg
Ryan Waldschmidt lf	3	1	1	1	1	2	2	0	.356
Emilien Pitre 2b	5	0	2	1	0	0	1	2	.310
Devin Burkes c	3	2	2	0	2	0	10	0	.261
Nick Lopez dh	4	1	1	1	0	1	0	0	.367
Mitchell Daly 3b	5	1	2	2	0	1	2	2	.297
Ryan Nicholson 1b	5	0	1	1	0	2	8	0	.289
Nolan McCarthy cf	4	3	2	0	0	0	2	0	.287
James McCoy rf	3	2	2	3	0	1	1	0	.224
Grant Smith ss	1	0	0	1	0	0	1	0	.255
Dominic Niman p	0	0	0	0	0	0	0	0	-
Cameron O'Brien p	0	0	0	0	0	0	0	0	-
Evan Byers p	0	0	0	0	0	0	0	0	-
Robert Hogan p	0	0	0	0	0	0	0	1	-
Totals	33	10	13	10	3	7	27	5	9

Score by Innings	1	2	3	4	5	6	7	8	9	R	H	E
Western Michigan	0	0	0	0	5	3	0	0	0	8	9	3
Kentucky	1	2	4	1	2	0	0	0	X	10	13	0

E - HARRITY, B.(11); MEE, G.(6); MILLER, B.(2). LOB - WMU 10; UK 9. 2B - NEVAR, D.(7); RICHMOND, C.(17); E. Pitre(18); D. Burkes(14); N. Lopez(21); M. Daly 2(13); J. McCoy(3). HR - J. McCoy(6). HBP - NEVAR, D.; BUDIG, G.; HARRITY, B.; N. McCarthy; J. McCoy; G. Smith. SH - G. Smith(8). SF - Waldschmidt(3); N. Lopez(6); G. Smith(2). SB - Waldschmidt(24); D. Burkes(18); M. Daly(9). CS - E. Pitre(8).

Western Michigan	ip	h	r	er	bb	so	ab	bf	np	era	Kentucky	ip	h	r	er	bb	so	ab	bf	np	era
MILLER, Brady	2.0	5	6	4	2	2	10	14	57	6.75	Dominic Niman	4.0	4	5	5	3	4	16	20	73	6.24
SHAPIRO, Joe	2.0	5	4	3	0	2	9	12	42	5.06	Cameron O'Brien	1.0	1	0	0	0	2	4	4	20	4.73
DENTLER, Jayden	1.0	1	0	0	1	0	2	5	13	5.36	Evan Byers	0.2	2	3	3	1	0	4	6	26	5.32
BERG, Hayden	2.0	2	0	0	0	2	8	8	32	6.35	Robert Hogan	3.1	2	0	0	2	4	12	15	50	2.75
DORAN, Turner	1.0	0	0	0	0	1	4	4	16	3.51											

Win - C. O'Brien (2-0). Loss - MILLER, B. (6-6). Save - R. Hogan (1).
HBP - by MILLER, B. (G. Smith); by D. Niman (HARRITY, B.); by SHAPIRO, J. (N. McCarthy); by SHAPIRO, J. (J. McCoy); by E. Byers (NEVAR, D.); by R. Hogan (BUDIG, G.). Inherited runners/scored: SHAPIRO, J. 2/2; DENTLER, J. 2/2; C. O'Brien 3/2; R. Hogan 3/2. Pitches/strikes: MILLER, B. 57/35; SHAPIRO, J. 42/25; DENTLER, J. 13/8; BERG, H. 32/19; DORAN, T. 16/11; D. Niman 73/44; C. O'Brien 20/13; E. Byers 26/13; R. Hogan 50/31.

Umpires - HP: Billy van Raaphorst 1B: Alex Ziegler 2B: Brian Miller 3B: Doug Vines
Start: 12:06 pm Time: 3:20 Attendance: 5861
Weather: Sunny, mid 70s



2024 Kentucky Baseball
Overall Statistics for Kentucky (as of Jun 20, 2024)
(All games Sorted by Batting avg)



Record: 46-16 Home: 26-6 Away: 16-5 Neutral: 4-5 Conference: 22-8

Player	avg	gp-gs	ab	r	h	2b	3b	hr	rbi	tb	slg%	bb	hp	so	gdp	ob%	sf	sh	sb-att	po	a	e	fld%	
9 Nick Lopez	.345	59-58	229	57	79	22	2	6	53	123	.537	22	3	33	5	.400	6	0	3-6	35	7	4	.913	
21 Ryan Waldschmidt	.333	59-55	213	66	71	17	0	14	46	130	.610	41	16	45	1	.469	3	0	25-32	97	0	3	.970	
25 Ryan Nicholson	.306	59-55	206	47	63	10	0	23	63	142	.689	28	7	56	3	.405	1	3	3-3	428	25	7	.985	
4 Emilien Pitre	.301	62-62	239	57	72	20	1	10	58	124	.519	47	5	38	7	.420	4	0	26-35	99	154	2	.992	
2 Mitchell Daly	.300	56-55	190	42	57	15	1	7	45	95	.500	32	14	43	5	.431	3	9	10-14	35	90	3	.977	
19 Nolan McCarthy	.288	58-56	198	43	57	12	1	8	41	95	.480	17	13	45	4	.380	1	5	8-11	122	1	0	1.000	
7 Devin Burkes	.239	60-59	205	49	49	14	1	3	35	74	.361	30	17	48	2	.372	6	7	19-22	509	26	2	.996	
12 Grant Smith	.235	52-50	166	34	39	3	0	5	34	57	.343	15	11	47	3	.335	2	8	6-8	76	125	4	.980	
13 James McCoy	.218	52-45	142	35	31	4	1	6	25	55	.387	25	10	53	2	.369	2	2	8-8	79	2	2	.976	

1 Patrick Herrera	.288	28-19	59	15	17	4	1	0	16	23	.390	15	10	21	0	.494	1	4	1-3	24	8	0	1.000	
54 Eli Small	.273	12-1	11	3	3	1	0	1	3	7	.636	3	2	5	0	.471	1	0	0-0	4	0	0	1.000	
34 Lukas Schramm	.238	9-6	21	5	5	1	1	1	5	11	.524	2	0	10	1	.304	0	1	1-1	10	1	1	.917	
8 Ty Crittenberger	.222	23-7	27	8	6	1	0	2	3	13	.481	4	0	11	0	.323	0	2	7-7	15	0	1	.938	
52 Austin Fawley	.222	10-4	18	3	4	1	0	2	5	11	.611	1	0	7	1	.263	0	1	0-0	42	0	0	1.000	
42 Griffin Cameron	.190	9-8	21	5	4	0	0	0	4	4	.190	6	1	8	0	.379	1	1	2-2	15	1	0	1.000	
6 Reuben Church	.182	21-9	33	6	6	3	0	0	5	9	.273	4	6	14	0	.372	0	0	0-0	11	6	1	.944	
47 Kyuss Gargett	.143	12-5	21	5	3	1	1	1	1	9	.429	2	0	6	1	.217	0	2	0-0	5	18	1	.958	
17 Ethan Hindle	.083	7-4	12	1	1	1	0	0	3	2	.167	2	2	4	1	.313	0	0	1-1	1	2	1	.750	
Totals	.282	62	2011	481	567	130	10	89	445	984	.489	296	117	494	36	.399	31	45	120-153	1630	519	43	.980	
Opponents	.239	62	2049	336	490	85	5	70	317	795	.388	268	87	555	40	.349	20	20	33-44	1576	568	78	.965	

LOB - Team (444), Opp (478). DPs turned - Team (43), Opp (46). CI - Team (0), Opp (1). IBB - Team (4), R. Nicholson 2, N. Lopez 1, E. Pitre 1, Opp (14). Picked off - E. Pitre 2, R. Nicholson 2, G. Smith 1, J. McCoy 1, N. McCarthy 1, D. Burkes 1, M. Daly 1, Waldschmidt 1.

(All games Sorted by Earned run avg)

Player	era	w-l	app	gs	cg	sho	sv	ip	h	r	er	bb	so	2b	3b	hr	b/avg	wp	hp	bk	sfa	sha
51 Trey Pooser	3.50	7-1	19	13	0	0/1	2	90.0	70	37	35	35	82	14	0	10	.211	8	9	0	0	4
20 Mason Moore	5.05	9-4	18	18	0	0/1	0	92.2	79	57	52	54	83	15	1	9	.236	4	13	1	5	6
22 Dominic Niman	6.85	8-5	17	16	1	1/1	0	71.0	82	59	54	25	67	16	1	9	.281	3	13	0	2	1

13 James McCoy	0.00	0-0	6	0	0	0/1	1	4.0	4	1	0	1	4	2	0	0	.250	0	1	0	0	0
50 Evan Hart	0.00	0-0	2	0	0	0/1	0	0.2	1	0	0	1	1	0	0	0	.333	0	2	0	0	0
24 Ryan Hagenow	2.41	2-0	14	0	0	0/1	3	18.2	16	5	5	8	17	2	0	1	.222	2	6	0	0	0
29 Robert Hogan	3.10	1-0	24	0	0	0/1	1	40.2	25	17	14	21	42	1	0	6	.174	4	5	0	0	0
49 Johnny Hummel	3.48	4-0	24	0	0	0/2	7	31.0	17	12	12	11	41	1	1	9	.155	8	1	0	0	0
48 Ben Cleaver	4.26	2-0	6	0	0	0/0	1	6.1	4	3	3	3	11	2	0	0	.182	2	1	0	0	0
10 Cameron O'Brien	4.54	3-0	36	0	0	0/2	0	35.2	29	20	18	14	50	7	0	6	.225	7	4	0	1	2
41 Evan Byers	4.72	3-1	22	0	0	0/0	0	26.2	29	16	14	13	23	2	0	4	.287	1	4	0	3	1
28 Hayden Smith	5.40	0-0	4	0	0	0/2	0	3.1	4	4	2	2	0	1	0	0	.286	0	0	0	1	0
43 Jackson Nove	6.16	1-0	28	0	0	0/2	2	30.2	25	21	21	23	42	3	0	2	.223	3	7	1	4	1
33 Travis Smith	6.21	3-4	13	6	0	0/0	0	37.2	39	28	26	22	33	7	1	6	.267	3	5	0	2	1
26 Drew Lafferty	6.86	1-1	8	8	0	0/2	0	21.0	23	16	16	9	17	5	0	2	.280	0	2	0	0	3
39 Cooper Robinson	7.24	2-0	13	1	0	0/0	0	13.2	18	12	11	11	19	2	1	3	.321	2	3	0	1	0
11 Colby Frieda	7.71	0-0	12	0	0	0/0	0	11.2	13	11	10	10	17	2	0	2	.271	3	5	0	1	0
40 Zach Hise	12.46	0-0	6	0	0	0/1	0	4.1	4	7	6	3	3	0	0	0	.235	1	4	0	0	1
0 Jake Titus	20.25	0-0	3	0	0	0/1	0	2.2	6	7	6	1	2	2	0	1	.429	0	1	0	0	0
36 Carson Applegate	27.00	0-0	2	0	0	0/0	0	1.0	2	3	3	1	1	1	0	0	.400	0	1	0	0	0
Totals	5.10	46-16	62	62	1	6/5	17	543.1	490	336	308	268	555	85	5	70	.239	51	87	2	20	20
Opponents	7.06	16-46	62	62	0	2/2	6	525.1	567	481	412	296	494	130	10	89	.282	50	117	10	31	45

PB - Team (10), D. Burkes 10, Opp (10). Pickoffs - Team (1), B. Cleaver 1, Opp (10). SBA/ATT - D. Burkes (28-38), T. Smith (7-8), C. O'Brien (2-5), A. Fawley (5-5), M. Moore (2-5), R. Hogan (4-4), D. Niman (4-4), J. Nove (3-4), C. Robinson (3-3), T. Pooser (2-3), E. Byers (1-2), B. Cleaver (2-2), Z. Hise (1-1), H. Smith (1-1), D. Lafferty (0-1), R. Hagenow (1-1).



2024 Kentucky Baseball
Conference statistics for Kentucky (as of Jul 01, 2024)
(Conference games only Sorted by Batting avg)



Record: 22-8 Home: 11-4 Away: 11-4 Conference: 22-8

Player	avg	gp-gs	ab	r	h	2b	3b	hr	rbi	tb	slg%	bb	hp	so	gdp	ob%	sf	sh	sb-att	po	a	e	fld%	
21 Ryan Waldschmidt	.405	30-30	121	38	49	12	0	8	25	85	.702	18	9	24	1	.510	1	0	19-24	62	0	1	.984	
9 Nick Lopez	.348	30-29	115	36	40	12	0	5	31	67	.583	14	3	15	2	.422	3	0	1-3	0	0	0	.000	
19 Nolan McCarthy	.325	30-30	114	28	37	6	0	7	25	64	.561	8	5	24	2	.391	1	2	4-6	74	1	0	1.000	
25 Ryan Nicholson	.315	30-30	111	31	35	4	0	15	38	84	.757	14	7	29	2	.421	1	0	1-1	219	9	6	.974	
4 Emilien Pitre	.305	30-30	118	24	36	9	0	7	29	66	.559	21	2	18	3	.407	4	0	12-17	47	76	2	.984	
2 Mitchell Daly	.298	30-30	104	25	31	7	1	4	19	52	.500	22	8	29	3	.455	0	4	5-8	21	46	0	1.000	
12 Grant Smith	.261	27-25	88	18	23	1	0	4	22	36	.409	7	5	22	2	.347	1	4	3-5	39	59	3	.970	
7 Devin Burkes	.255	30-30	106	25	27	11	0	1	22	41	.387	16	7	22	0	.376	4	5	5-7	259	15	1	.996	
13 James McCoy	.241	29-26	87	22	21	2	0	5	18	38	.437	14	3	28	1	.358	2	1	2-2	48	1	1	.980	

54 Eli Small	.500	3-0	2	0	1	1	0	0	1	2	1.000	1	0	1	0	.667	0	0	0-0	0	0	0	.000	
1 Patrick Herrera	.294	9-5	17	1	5	1	0	0	5	6	.353	2	1	8	0	.400	0	2	0-1	6	5	0	1.000	
6 Reuben Church	.188	9-4	16	3	3	1	0	0	2	4	.250	1	1	8	0	.278	0	0	0-0	0	4	1	.800	
8 Ty Crittenberger	.000	8-1	4	3	0	0	0	0	0	0	.000	0	0	2	0	.000	0	1	3-3	3	0	0	1.000	
47 Kyuss Gargett	.000	2-0	0	0	0	0	0	0	0	0	.000	0	0	0	0	.000	0	1	0-0	0	1	0	1.000	
52 Austin Fawley	.000	2-0	0	0	0	0	0	0	0	0	.000	0	0	0	0	.000	0	0	0-0	4	0	0	1.000	
Totals	.307	30	1003	254	308	67	1	56	237	545	.543	138	51	230	16	.411	17	20	55-77	790	242	18	.983	
Opponents	.250	30	1010	178	252	48	1	42	169	428	.424	139	43	271	17	.360	13	9	11-15	768	276	28	.974	

LOB - Team (208), Opp (246). DPs turned - Team (17), Opp (20). CI - Team (0), Opp (1). IBB - Team (4), R. Nicholson 2, E. Pitre 1, N. Lopez 1, Opp (10). Picked off - D. Burkes 1, M. Daly 1, G. Smith 1, J. McCoy 1, R. Nicholson 1, E. Pitre 1, Waldschmidt 1.

(Conference games only Sorted by Earned run avg)

Player	era	w-l	app	gs	cg	sho	sv	ip	h	r	er	bb	so	2b	3b	hr	b/avg	wp	hp	bk	sfa	sha
51 Trey Pooser	4.15	3-1	10	9	0	0/0	0	52.0	41	26	24	21	46	10	0	7	.214	6	5	0	0	3
22 Dominic Niman	6.08	5-3	10	10	1	1/0	0	47.1	54	36	32	14	44	12	1	8	.278	3	8	0	2	1



2024 Kentucky Baseball
Overall Statistics for Kentucky (as of Jun 24, 2024)
(NCAA Tourney Sorted by Batting avg)



Record: 6-2 Home: 5-0 Away: 0-0 Neutral: 1-2 Conference: 0-0

Player	avg	gp-gs	ab	r	h	2b	3b	hr	rbi	tb	slg%	bb	hp	so	gdp	ob%	sf	sh	sb-att	po	a	e	fld%	
25 Ryan Nicholson	.387	8-8	31	7	12	1	0	5	9	28	.903	3	0	7	1	.441	0	0	0-0	60	7	0	1.000	
2 Mitchell Daly	.333	8-8	30	5	10	4	0	1	4	17	.567	0	3	7	0	.394	0	2	2-2	5	11	1	.941	
19 Nolan McCarthy	.333	8-8	24	6	8	3	0	1	5	14	.583	3	3	4	1	.467	0	1	1-1	9	0	0	1.000	
4 Emilien Pitre	.258	8-8	31	6	8	3	0	2	8	17	.548	6	0	4	0	.378	0	0	2-4	9	21	0	1.000	
13 James McCoy	.250	8-8	20	5	5	2	0	1	3	10	.500	4	2	9	0	.423	0	1	1-1	11	0	1	.917	
9 Nick Lopez	.206	8-8	34	3	7	2	0	0	4	9	.265	0	0	10	0	.200	1	0	0-1	0	0	0	.000	
21 Ryan Waldschmidt	.179	8-8	28	4	5	1	0	1	4	9	.321	8	0	8	0	.351	1	0	2-2	16	0	0	1.000	
7 Devin Burkes	.143	8-8	28	3	4	1	0	0	1	5	.179	4	1	9	1	.265	1	1	2-3	82	2	0	1.000	
12 Grant Smith	.091	8-8	22	5	2	0	0	0	1	2	.091	2	2	8	1	.222	1	1	1-1	12	16	1	.966	

1 Patrick Herrera	.000	3-0	4	0	0	0	0	0	0	0	.000	0	0	2	0	.000	0	1	0-0	1	1	0	1.000	
8 Ty Crittenberger	.000	3-0	3	0	0	0	0	0	0	0	.000	0	0	2	0	.000	0	0	0-0	2	0	0	1.000	
54 Eli Small	.000	1-0	1	0	0	0	0	0	0	0	.000	0	0	1	0	.000	0	0	0-0	1	0	0	1.000	
47 Kyuss Gargett	.000	1-0	1	0	0	0	0	0	0	0	.000	0	0	0	0	.000	0	0	0-0	0	0	0	.000	
52 Austin Fawley	.000	1-0	1	0	0	0	0	0	0	0	.000	0	0	1	0	.000	0	0	0-0	2	0	0	1.000	
Totals	.236	8	258	44	61	17	0	11	39	111	.430	30	11	72	4	.337	4	7	11-15	216	65	4	.986	
Opponents	.219	8	265	35	58	8	0	4	34	78	.294	41	11	83	6	.347	0	3	5-6	212	70	11	.962	

LOB - Team (54), Opp (69). DPs turned - Team (7), Opp (7). IBB - Team (0), Opp (1). Picked off - N. McCarthy 1.

(NCAA Tourney Sorted by Earned run avg)

Player	era	w-l	app	gs	cg	sho	sv	ip	h	r	er	bb	so	2b	3b	hr	b/avg	wp	hp	bk	sfa	sha
51 Trey Pooser	1.74	2-0	3	3	0	0/1	0	20.2	15	4	4	8	18	0	0	1	.203	1	3	0	0	1
20 Mason Moore	3.14	1-1	3	3	0	0/1	0	14.1	9	6	5	12	13	2	0	0	.180	1	1	0	0	0
29 Robert Hogan	3.38	0-0	4	0	0	0/0	1	8.0	7	3	3	7	11	1	0	1	.226	1	1	0	0	0
10 Cameron O'Brien	3.60	2-0	6	0	0	0/1	0	10.0	7	4	4	4	19	1	0	1	.200	0	1	0	0	2





TRACKING KENTUCKY'S RECORD BOOKS

RECORD CHASING / CAREER

Several players are making their way onto and up the career charts:

Fewest Hits/9 innings

(Min. 75 Innings)

1.	Jeff Keener	1980-81	5.11
2.	Zack Thompson	2017-19	6.09
3.	Mason Hazelwood	2018-22	6.91
4.	Mason Moore	2022-24	7.27
5.	Ryan Hagenow	2021-24	7.28
6.	Tim Brandenburg	1979-80	7.42
7.	Chris Carroll	1982-85	7.43
8.	Dustin Beggs	2015-16	7.48
9.	David Voit	1986-88	7.57
10.	Justin Lewis	2016-18	7.65

Strikeouts/9 innings

(Min. 50 Innings)

1.	Tyler Guilfoil	2022	14.12
2.	Carson Coleman	2018-20	13.58
3.	Jackson Nove	2022-24	12.46
4.	Zack Thompson	2017-19	12.26
5.	Trevor Gott	2011-13	11.70
6.	Braden Kapteyn	2009-11	11.43
7.	Brian Reed	1991-94	11.09
8.	Ryan Hagenow	2021-24	10.97
9.	Austin Strickland	2021-23	10.90
10.	James Paxton	2007-09	10.88

Win-Loss Percentage

1.	Greg Dombrowski	2005-08	.821
2.	Jeff Keener	1980-81	.800
3.	Zack Thompson	2017-19	.762
4.	Mason Moore	2022-24	.737
5.	Dustin Beggs	2015-16	.727
6.	Lorhn Frazier	1990-93	.719
7.	Dylan Dwyer	2013-16	.714
8.	Sean Hjelle	2016-18	.688
9.	Chandler Shepherd	2012-14	.684
10.	Justin Lewis	2016-18	.682
	Daniel Harper	2018-22	.682

Stolen Bases

1.	Chad Green	1994-96	126
2.	Andy Green	1997-2000	81
3.	Paul Blandford	1995-96	66
	Terry Shumpert	1985-87	66
5.	Beau Moore	1998-01	56
6.	Chris Bisson	2008-10	48
	Austin Cousino	2012-14	48
8.	Anthony Morrow	1989-90	47
9.	Emilien Pitre	2022-24	46
10.	Jeff Michael	1990-93	42
	John Shelby	2004-06	42
	Ryan Waldschmidt	2023-24	42

MILESTONE TRACKER

Kentucky has numerous players bearing down or just reached on personal career milestone markers, including:

200 HITS

GRANT SMITH - 224
RYAN NICHOLSON - 2224
MITCHELL DALY - 209

150 HITS

NICK LOPEZ - 178
TY CRITTENBERGER - 144

100 HITS

EMILIEN PITRE - 141
DEVIN BURKES - 127
NOLAN MCCARTHY - 101

200 STRIKEOUTS

DOMINIC NIMAN - 252
TREY POOSER - 240

50 STOLEN BASES

RYAN WALDSCHMIDT - 60 (42 AT UK)
EMILIEN PITRE - 46 (ALL IN UK JERSEY, 9TH ALL-TIME AT UK)
TY CRITTENBERGER - 38



RYAN HAGENOW



SINGLE-GAME RECORDS (2007-)

BATTING

Hits

6	JT Riddle	2/23/2013	Niagara
5	Nick Lopez	3/12/2024	Murray State
5	Jase Felker	3/27/2022	Georgia
5	Riley Mahan	4/21/2017	LSU
5	Zac Zellers	6/1/2012	Kent State
5	Mike Brown	3/4/2007	Milwaukee

Runs Scored

5	Chase Estep	3/27/2022	Georgia
5	Ryan Johnson	4/23/2019	at WKU
5	Evan White	3/20/2016	at Georgia
5	Mike Brown	3/4/2007	Milwaukee

RBI

8	Luke Becker	3/12/2017	Miami (OH)
7	Devin Burkes	2/26/23	Wright State
7	JaVon Shelby	3/20/2016	at Georgia
6	Mitchell Daly	2/24/2024	vs. Texas St.
6	Nolan McCarthy	3/30/2024	at Ole Miss
6	Ryan Waldschmidt	4/16/2024	at Louisville
6 others			

Doubles

3	Many times
---	------------

Triples

2	Jackson Gray	3/4/2023	Indiana State
2	Matt McKinney	3/24/2007	LSU

Home Runs

3	T.J. Collett	4/25/2021	Alabama
3	Ryan Johnson	4/23/2019	at WKU

Stolen Bases

5	Jaren Shelby	2/26/2019	EKU*
(*Kentucky Proud Park opening game)			
4	Storm Wilson	2/14/2015	Richmond

Total Bases

13	Ryan Johnson	4/23/2019	at WKU
13	Tristan Pompey	2/21/2016	Dayton
13	Lance Ray	5/11/2010	at Indiana
12	T.J. Collett	4/25/2021	Alabama

Hit By Pitch

3	Eight times
---	-------------

PITCHING

Innings

9.2	Zack Brown	4/22/2016	Arkansas
-----	------------	-----------	----------

Strikeouts

13	Zack Thompson (L)	3/29/2019	Georgia
13	Sean Hjelle (R)	2/23/2018	Oakland
13	Alex Meyer (R)	3/12/2011	Niagara
13	Alex Meyer (R)	2/20/2011	Miami (OH)
12	Zack Lee (R)	5/7/2023	South Carolina
12	Mason Hazelwood (L)	3/13/2021	Georgia St.
12	Dustin Beggs (R)	5/2/2015	Vanderbilt
12	Corey Littrell (L)	3/31/2013	Georgia
12	Jerad Grundy (L)	3/2/2013	Akron

Walks Issued

9	Zach Haake	3/31/2018	at Alabama
---	------------	-----------	------------

Hits Allowed

15	Jerad Grundy	3/31/2013	Georgia
15	Aaron Tennynson	4/28/2006	Vanderbilt
14	Dustin Beggs	5/13/2016	Ole Miss

Runs Allowed

11	Grant Macciocchi	3/16/2019	at LSU
11	Justin Lewis	3/17/2018	at Arkansas

Most Hit Batters

4	Six times
---	-----------

TEAM

Runs Scored

27	vs. UT-Martin	3/10/2007
26	vs. Ball State	3/8/2014
24	vs. Ball State	3/7/2014
22	at Mississippi State	4/19/2009
21	Five times	

At-Bats

77	vs. Kent State (NCAA)	6/1/2012
----	-----------------------	----------

Hits

24	vs. Dayton	4/4/2012
22	at Missouri	4/14/2022

Doubles

8	vs. Tennessee-Martin	3/10/2007
8	vs. Georgia	5/25/2006

Triples

3	at Furman	2/17/2007
---	-----------	-----------

Home Runs

7	Three times
---	-------------

Walks

15	vs. Tennessee-Martin	3/10/2007
14	vs. Miami University	3/26/2024

Hit By Pitch

10	vs. Monmouth	3/6/2010
9	vs. Indiana	6/4/2023

Stolen Bases

8	at Auburn	4/2/2010
7	at South Carolina	4/27/2024
7	at USC Upstate	2/17/2024
7	vs. Mississippi State	3/18/2023

Runs Allowed

20	at Indiana	3/15/2022
19	at Florida	5/21/2011
19	at Texas Tech	4/16/2019

Strikeouts

26	vs. Kent State (NCAA)	6/1/2012
----	-----------------------	----------

Strikeouts (9 inning game)

19	vs. Georgia State	3/13/2021
----	-------------------	-----------

Walks Allowed

13	Three times
----	-------------

Home Runs Allowed

7	vs. Tennessee Tech	4/22/2014
---	--------------------	-----------

Errors

6	vs. Murray State	3/15/2010
---	------------------	-----------



SINGLE-GAME RECORDS, PLAYER (MINGIONE ERA)

RUNS SCORED

5	Chase Estep	vs. Georgia	3/27/22
	Ryan Johnson	at Western Kentucky	4/23/19
4	13 times		

HITS

5	NICK LOPEZ	VS. MURRAY STATE	3/12/24
	Jase Felker	vs. Georgia	3/27/22
	Riley Mahan	vs. LSU	4/21/17

RBI

8	Luke Becker	vs. Miami (Ohio)	3/12/17
7	Devin Burkes	vs. Wright State	2/26/23
6	6 times		

DOUBLES

3	Devin Burkes	vs. Wright State	2/26/23
	Alex Rodriguez	at Western Carolina	4/11/18
	Troy Squires	vs. Eastern Kentucky	3/6/18
	Tristan Pompey	vs. Evansville	2/18/18

HOME RUNS

3	T.J. Collett	vs. Alabama	4/25/21
	Ryan Johnson	at Western Kentucky	4/23/19

TOTAL BASES

13	Ryan Johnson	at Western Kentucky	4/23/19
12	T.J. Collett	vs. Alabama	4/25/21

HIT BY PITCH

3	5 times
---	---------

STOLEN BASES

5	Jaren Shelby	vs. Eastern Kentucky	2/26/19
3	Eight times		

HITS ALLOWED

13	Justin Lewis	at Arkansas	3/17/18
12	Cole Stupp	vs. LSU	4/9/21
11	Jimmy Ramsey	at Florida	4/26/19
	Sean Hjelle	vs. LSU	5/25/17
	Sean Hjelle	at North Carolina	2/17/17

RUNS ALLOWED

11	Grant Macciocchi	at LSU	3/16/18
	Justin Lewis	at Arkansas	3/17/18
10	Zach Haake	vs. South Carolina	4/7/18
	Sean Hjelle	vs. LSU	5/25/17
9	Sean Hjelle	vs. St. Joseph's	2/24/17

STRIKEOUTS

13	Zack Thompson	vs. Georgia	3/29/19
	Sean Hjelle	vs. Oakland	2/23/18
12	Zack Lee	vs. South Carolina	5/7/23
	Mason Hazelwood	vs. Georgia State	3/13/21

HOME RUNS ALLOWED

4	Justin Lewis	at Arkansas	3/17/18
	Zach Logue	at Missouri	4/15/17
3	Seven times		

MISC. RECORD/STREAKS

Most Runs in an Inning: 14, at Southern Illinois, 2023

Overall Winning Streak: 17 (2023)

Single-Season Winning Streak: 17 (2023)

SEC Winning Streak: 11 (2024)

Overall Losing Streak: Five (2021)

SEC Losing Streak: 11 from 2018-19

Home Winning Streak: 16 in 2023

Home Losing Streak: 6 in 2019

Road Winning Streak: 7 in 2023

Road Losing Streak: 7 in 2019

Largest Comeback: 8 vs. Western Michigan in 2022



SINGLE-SEASON RECORDS, PLAYER (MINGIONE ERA)

*Note: 2020 Covid-shortened season not included; Min. 1 AB/Game; 25 innings pitched

BATTING AVERAGE

.373	Evan White	2017
.361	Tristan Pompey	2017
.352	Kole Cottam	2018
	Zach Reks	2017
.349	Ryan Johnson	2019
.345	Nick Lopez	2024

SLUGGING PERCENTAGE

.691	Luke Heyer	2018
.667	Kole Cottam	2018
.637	Evan White	2017
.618	Riley Mahan	2017
.610	Ryan Waldschmidt	2024
.607	T.J. Collett	2021

ON-BASE PERCENTAGE

.491	Jackson Gray	2023
.469	Ryan Waldschmidt	2024
.464	Tristan Pompey	2017
.461	Zach Reks	2017
.453	Evan White	2017
.448	Tristan Pompey	2018

RUNS SCORED

70	Tristan Pompey	2017
70	Jackson Gray	2023
66	Ryan Waldschmidt	2024
58	Riley Mahan	2017
57	Nick Lopez	2024
57	Chase Estep	2022
55	Devin Burkes	2023
53	Jase Felker	2023

HITS

96	Tristan Pompey	2017
88	Riley Mahan	2017
86	Zach Reks	2017
79	Evan White	2017
79	Nick Lopez	2024
77	Kole Cottam	2018
74	Jackson Gray	2023

DOUBLES

24	Evan White	2017
23	Riley Mahan	2017
22	Nick Lopez	2024
20	Tristan Pompey	2018

TRIPLES

6	Jackson Gray	2023
3	Jase Felker	2023
	Marcus Carson	2017
	Riley Mahan	2017

HOME RUNS

23	Ryan Nicholson	2024
19	Kole Cottam	2018
18	Luke Heyer	2018
16	T.J. Collett	2021
15	Riley Mahan	2017

RBI

71	Hunter Gilliam	2023
67	Riley Mahan	2017
63	Ryan Nicholson	2024
57	Luke Heyer	2018
58	Emilien Pitre	2024
53	Devin Burkes	2023
53	Nick Lopez	2024

WALKS

47	Emilien Pitre	2024
46	Tristan Pompey	2017
42	Zach Reks	2017
42	Emilien Pitre	2023
41	Jackson Gray	2023
41	Ryan Waldschmidt	2024

STOLEN BASES

26	Emilien Pitre	2024
25	Ryan Waldschmidt	2024
22	Austin Schultz	2021
21	Jase Felker	2023
20	Emilien Pitre	2023
19	Jackson Gray	2023

LOWEST ERA

0.93	Darren Williams (29.0 IP)	2022
1.59	Tyler Guilfoil (51.0 IP)	2022
1.80	Mason Moore (55.0 IP)	2023
1.95	Logan Salow (55.1 IP)	2017
2.13	Mason Hazelwood (25.1 IP)	2021
2.40	Zack Thompson (90.0 IP)	2019

LOWEST OPPONENT AVERAGE

.156	Tyler Guilfoil (51.0 IP)	2022
.164	Chris Machamer (34.0 IP)	2017
.164	Mason Moore (55.0)	2023
.184	Zack Thompson (90.0 IP)	2019

VICTORIES

11	Sean Hjelle	2017
9	Mason Moore	2024
8	Zack Thompson	2017
	Dominic Niman	2024
7	3 others	

SAVES

12	Logan Salow	2017
10	Chris Machamer	2018
7	Johnny Hummel	2024
6	Tyler Guilfoil	2022
	Sean Harney	2021
5	Carson Coleman	2019

APPEARANCES

36	Cameron O'Brien	2024
31	Logan Salow	2017
28	Jackson Nove	2024
	Daniel Harper	2019
	Cole Daniels	2019
26	Daniel Harper	2022
	Cole Ayers	2019
	Jimmy Ramsey	2018

INNINGS PITCHED

108.2	Sean Hjelle	2017
99.1	Sean Hjelle	2018
92.2	Mason Moore	2024
91.0	Justin Lewis	2017
90.0	Zack Thompson	2019
90.0	Trey Pooser	2024
87.0	Zach Logue	2017

STRIKEOUTS

130	Zack Thompson	2019
102	Sean Hjelle	2017
96	Zack Thompson	2017
92	Justin Lewis	2018
91	Sean Hjelle	2018