

GO BIG BLUE

# KENTUCKY

F O O T B A L L

2024

# FACT BOOK



#WEAREUK

# 2024 KENTUCKY SCHEDULE

AUGUST 31



SEPTEMBER 7



SEPTEMBER 14



SEPTEMBER 21



SEPTEMBER 28



OCTOBER 12



OCTOBER 19



OCTOBER 26



NOVEMBER 2



NOVEMBER 16



NOVEMBER 23



NOVEMBER 30



KENTUCKY WILDCATS



## TABLE OF CONTENTS

Quick Facts .....2-3  
 2024 Alphabetical Roster .....4-5  
 2024 Numerical Roster.....6-7  
 Coaching Staff .....8  
 Support Staff .....9-10  
 2023 Statistics .....11-15  
 2023 Team Game Highs.....16  
 2023 Individual Game Highs .....17-18  
 2023 Game-By-Game Stats .....19-23  
 2023 Game-By-Game Starters.....24  
 2023 Scoring Drive Analysis .....25-28  
 Explosive Plays .....29-30

### History & Tradition (31-120)

Kentucky Football History .....31-34  
 Wildcat Traditions & Legends.....35-40  
 Pioneers of Integration in the SEC.....41-42  
 All-Americans .....43-44  
 All-SEC Selections .....45-47  
 Academic Honors .....48-51  
 College Football Hall of Fame.....52-54  
 Miscellaneous Honors / Awards.....55-71  
 National Good Works Team .....72-73  
 Wuerffel Trophy .....74  
 Retired Jerseys: Ring of Honor .....75-83  
 Kentucky Bowl History .....84-103  
 Kentucky in the Polls .....104-105  
 Kentucky vs. Ranked Teams.....106-109  
 UK Players in the NFL / AFL Draft .....110-113  
 UK Players in the Pros .....114-118  
 UK Players in the Super Bowl .....119  
 Pro Bowl Wildcats / Pro Football HOF.....120

### Kentucky Records (121-219)

Individual Records .....121-132  
 Team Records .....133-137  
 Freshman Records.....138-140  
 Kentucky's SEC Statistical Champions .....141-142  
 Career Leaders .....143-147  
 Season Leaders.....148-149  
 Annual Leaders.....150-156  
 Longest Plays.....157-158  
 300-Yard Passers.....159  
 100-Yard Receivers .....160-161  
 100-Yard Rushers.....162-163  
 300-Tackle Club .....164  
 Kroger Field .....165-166  
 List of Games at Kroger Field.....167-168  
 Kroger Field Records.....169  
 Kentucky vs. All Opponents in Kroger Field.....170  
 Year-by-Year Records .....171-172  
 Annual Kentucky Statistics .....173-174  
 Annual Opponent Statistics.....175-176  
 All-Time Coaching Records.....177  
 All-Time Assistant Coaches.....178-181  
 Kentucky vs. All Opponents.....182-183  
 All-Time Series Scores .....184-187  
 All-Time vs. 2024 Opponents .....188-192  
 All-Time Lettermen .....193-200  
 All-Time Results.....201-215  
 UK's Fourth Quarter Game-Winners .....216-217  
 All-Time Comeback Wins .....218  
 Kentucky in Overtime / Game-Winning FGs.....219

## CREDITS

The 2024 University of Kentucky Football Fact & Record Book is published by the University of Kentucky Athletics Department.

**Written, compiled and edited by:** Susan Lax, Tony Neely, Evan Crane, Matt May, Cami Moore Williams, Corey Price, UK News and Public Relations.

**Principal photography by:** UK Athletics/Chet White, Britney Howard, Barry Westerman, Aaron Borton, Elliott Hess, Eddie Justice

**Additional photography by:** David Coyle/ Team Coyle Photography, UK News and Public Relations, UK Archives, National Football League

**Layout and design:** Susan Lax

**Cover layout and design:** Lakia Bailey

**The University of Kentucky is an Equal Opportunity Employer.**



## QUICK FACTS

### INSTITUTE PERSONNEL

**President:** Dr. Eli Capilouto (Alabama, '71)  
**Faculty Representative:** Joseph L. Fink III  
 (Philadelphia College of Pharmacy & Science, '70)  
**Athletics Director:** Mitch Barnhart (Ottawa, '81)  
**Deputy AD/FB Liaison:** Marc Hill (Iowa Wesleyan, '93)  
**Athletics Phone Number:** (859) 257-8000  
**Internet Address:** UKathletics.com  
**Conference:** Southeastern Conference  
**Nickname:** Wildcats  
**Colors:** Blue and White  
**Stadium:** Kroger Field  
**Overall Record at Kroger Field:** 186-144-4 (.556)  
**Under Stoops at Kroger Field:** 50-28 (.641)  
**Capacity:** 61,000  
**Playing Surface:** UBU Speed Series synthetic turf  
**First Year of Football:** 1881  
**Number of Years Playing Football:** Starting 134th season  
**All-Time Overall Record:** 653-647-44 (.502)  
**All-Time SEC Record:** 193-406-12 (.326)  
**All-Time Bowl Record:** 12-11 (.522)  
**Bowl Games under Stoops (Record): 4-4**  
 2016 TaxSlayer, L, vs. Georgia Tech  
 2017 Franklin American Mortgage Music City Bowl, L, ..  
 vs. Northwestern  
 2019 VRBO Citrus, W, vs. Penn State  
 2019 Belk, W, vs. Virginia Tech  
 2021 TaxSlayer Gator, W, vs. N.C. State  
 2022 Vrbo Citrus, W, vs. Iowa  
 2022 TransPerfect Music City, L, vs. Iowa  
 2023 Vrbo Gator Bowl, L, vs. Clemson

### MEDIA INFORMATION

**Main Office Phone:** (859) 257-3838  
**Central Bank Press Row Phone:** (859) 323-2800  
**Office Address:**  
 Athletics Communications and Public Relations  
 Joe Craft Center  
 338 Lexington Ave.  
 Lexington, KY 40506-0019  
**Website:** UKathletics.com  
**Official Social Media Handle:** @UKFootball

**Primary Football Contact:** Susan Lax (Freed-Hardeman, '95)  
**Lax's Email:** slax0@uky.edu  
**Lax's Phone:** (859) 608-5019  
**Stoops Contact:** Tony Neely (Vanderbilt, '82)  
**Neely's Email:** tneely@uky.edu  
**Neely's Phone:** (859) 576-9943  
**Secondary Football Contact:** Matt May (Kentucky, '00)  
**May's Email:** matt.may@uky.edu  
**May's Phone:** (859) 806-7463  
**Secondary Football Contact:** Cami Moore Williams (UK, '18)  
**Moore's Email:** camiranmoore@uky.edu  
**Moore's Phone:** (859) 396-0368  
**Press Box Coordinator/Credentials:** Evan Crane (Kentucky, '10)  
**Crane's Email:** wesley.crane@uky.edu  
**Crane's Phone:** (270) 559-8120

### FOOTBALL COACHING STAFF

**Head Coach:** Mark Stoops (Iowa, '89)  
**Overall College Coaching Record:**  
 Record at Kentucky (Years): 73-65 (11 years)  
 Career Record (Years): Same  
 SEC Record: 35-55 (.389)  
 Bowl Record: 4-4 (.500)

#### Assistant Coaches:

**Jay Boulware (Texas, '96)**  
 Safeties/Special Teams Coord., 2nd year  
**Frank Buffano (Arizona, '06)**  
 Safeties, 5th year  
**Chris Collins (Western Carolina, '10)**  
 Co-Defensive Coord./Defensive Backs, 4th year  
**Bush Hamdan (Boise State, '08)**  
 Offensive Coord./Quarterbacks, 1st year  
**Vince Marrow (Toledo, '92)**  
 Assoc. HC/TE/Recruiting Coord., 12th year  
**Anwar Stewart (Kentucky, '17)**  
 Defensive Line, 5th year  
**Mike Stoops (Iowa, '87)**  
 Inside Linebackers, 3rd year  
**Brad White (Wake Forest, '05)**  
 Defensive Coord./Outside Linebackers, 7th year  
**Daikiel Shorts Jr. (West Virginia, '18)**  
 Wide Receivers, 1st year  
**Eric Wolford (Kansas State, '94)**  
 Offensive Line, 2nd year, 1st in current term

#### Quality Control:

Bryan Berezowitz (Kentucky, '19)  
 Derek Shay (Eastern Illinois, '13)  
 Josh Estes-Waugh (Kentucky, '12)  
 Mike Preifer Jr. (Wisconsin-Eau Claire, '17)  
 Mark Perry (Kentucky, '01)  
 Joe Scola (Dartmouth, '07)

#### Graduate Assistants:

Dae'One Wilkins - defense (Furman, '22)  
 Jeremy Bruce - defense (Campbellsville, '18)  
 Drake Jackson - offense (Kentucky, '20)  
 Andrew Verboys - offense (Delaware, '18)  
 Max Steurer - off the field - defense (Kentucky, '23)  
 Taylor Kolste - off the field - offense (Whitworth, 20)

### TEAM INFORMATION

**BASIC OFFENSE:** Multiple pro-style  
**BASIC DEFENSE:** 3-4, 4-3

#### LETTER WINNERS RETURNING: 38

Offense: 14  
 Defense: 21  
 Specialty: 3

#### LETTER WINNERS LOST: 19

Offense: 11  
 Defense: 8  
 Specialty: 0

**STARTERS RETURNING: 21**

Offense: 8  
 Defense: 10  
 Specialty: 3

**STARTERS LOST: 6**

Offense: 4  
 Defense: 2  
 Specialty: 0

**RETURNING OFFENSIVE STARTERS:**

No.	Name	Pos.	Ht.	Wt.	Class-Exp.	Hometown
7	Barion Brown	WR	6-1	181	Jr-2L	Nashville, Tenn. (Pearl-Cohn)Dane Key
62	Jager Burton	OL	6-4	315	Jr-2L	Lexington, Ky. (Frederick Douglass)
75	Eli Cox	OL	6-4	311	Sr-4L	Nicholasville, Ky. (West Jessamine)
69	Marques Cox	OL	6-5	316	Sr-1L	Peoria, Ill. (Northern Illinois/Peoria)Dylan Ray
85	Jordan Dingle	TE	6-4	247	Jr-2L	Bowling Green, Ky. (Bowling Green HS)
84	Josh Kattus	TE	6-4	246	Jr-2L	Cincinnati, Ohio (Archbishop Moeller)
6	Dane Key	WR	6-3	198	Jr-2L	Lexington, Ky. (Frederick Douglass)
73	Dylan Ray	OL	6-6	302	Jr-1L	Noblesville, Ind. (West Virginia/Noblesville)

**RETURNING DEFENSIVE STARTERS:**

No.	Name	Pos.	Ht.	Wt.	Class-Exp.	Hometown
3	Alex Afari Jr.	LB	6-2	218	Jr-2L	Cincinnati, Ohio (Lakota West)
11	Zion Childress	DB	6-0	197	Sr-2L	Houston, Texas (Texas State/New Caney)
31	Maxwell Hairston	DB	6-1	183	Jr-2L	West Bloomfield, Mich. (West Bloomfield)
25	Jordan Lovett	DB	6-2	201	Jr-2L	Radcliff, Ky. (North Hardin)
8	Octavious Oxendine	DL	6-1	274	Sr-4L	Radcliff, Ky. (North Hardin)
90	Tre'vonn Rybka	DL	6-4	284	Sr-3L	Dickson, Tenn. (Dickson County)
9	Keeshawn Silver	DL	6-4	317	Jr-1L	Rocky Mount, N.C. (North Carolina/Rocky Mount)
0	Deone Walker	DL	6-6	348	Jr-2L	Detroit, Mich. (Cass Tech)
54	D'Eryk Jackson	LB	6-1	246	Sr-4L	Dublin, Ga. (West Laurens)
13	J.J. Weaver	OLB	6-5	256	Sr-4L	Louisville, Ky. (Moore Traditional)

**SPECIALISTS STARTERS:**

No.	Name	Pos.	Ht.	Wt.	Class-Exp.	Hometown
93	Wilson Berry	P	6-4	217	Jr-1L	Maribyrnong, Australia (Maribyrnong College)
16	Alex Raynor	K	6-0	183	Sr-1L	Kennesaw, Ga. (Georgia Southern/Harrison)
56	Walker Himebauch	LS	6-1	232	So-1L	Monument, Colo. (Palmer Ridge)

**OFFENSIVE / DEFENSIVE STARTERS LOST:**

Name	Pos.	Class
Devin Leary	QB	Sr.
Ray Davis	RB	Sr.
Brenden Bates	TE	Sr.
Jeremy Flax	OL	Sr.
Andru Phillips	CB	Jr.
Trevin Wallace	ILB	Jr.

**Returning Statistical Leaders**

<b>RUSHING:</b>	ATT.	YARDS	AVG.	TDS
Demie Sumo-Karngbaye	20	139	7.0	1
Barion Brown	12	147	12.3	1

<b>PASSING:</b>	COMP.	ATT.	INT.	TDS	YARDS	PCT.
n/a						

<b>RECEIVING:</b>	REC.	YARDS	AVG.	AVG/GAME	TDS
Barion Brown	43	539	12.5	41.5	4
Dane Key	42	636	15.1	48.9	6
Demie Sumo-Karngbaye	14	69	4.9	5.3	1
Jordan Dingle	12	270	22.5	24.5	0

<b>TACKLES:</b>	TOTAL	SOLO	ASST.	INT.	SACKS	TFL (YDS)
D'Eryk Jackson	89	52	37	2(29)	2(7)	8(21)
Maxwell Hairston	68	55	13	5(131)	-	1.5(3)
Zion Childress	59	40	19	-	1(6)	2(8)



## 2024 ALPHABETICAL ROSTER (AS OF AUG. 1)

NO.	NAME	POS.	Ht.	Wt.	CL.	HOMETOWN (PREVIOUS SCHOOL)
21	Nasir Addison	DB	6-0	199	So-1L	Newark, N.J. (Irvington)
3	Alex Afari Jr.	ILB	6-2	222	Jr-2L	Cincinnati, Ohio (Lakota West)
11	Beau Allen	QB	6-2	223	Sr-Tr	Lexington, Ky. (Georgia Southern/Tarleton St./Lexington Catholic)
21	Santos Alvarez	WR	5-11	178	So-Sq	Cincinnati, Ohio (Anderson)
15	Khamari Anderson	TE	6-5	252	So-1L	Detroit, Mich. (Cass Tech)
77	Trent Baker	LS	6-2	210	Fr-HS	Friendswood, Texas (Friendswood)
38	Henry Bennett	RB	5-10	201	So-Sq	West Palm Beach, Fla. (Cardinal Newman)
93	Wilson Berry	P	6-4	217	Jr-1L	Maribyrnong, Australia (Maribyrnong College)
59	Lincoln Billiter	DL	6-3	288	So-Sq	Virgie, Ky. (Shelby Valley)
8	Cutter Boley	QB	6-5	214	Fr-HS	Hodgenville, Ky. (Lexington Christian)
40	Troy Booker	DB	5-10	186	Fr-HS	Evans, Ga. (Augusta Christian)
5	Anthony Brown-Stephens	WR	5-10	176	So-1L	Springfield, Ohio (Springfield)
7	Barion Brown	WR	6-1	182	Jr-2L	Nashville, Tenn. (Pearl-Cohn)
34	Jayvant Brown	ILB	6-0	225	So-1L	Deerfield Beach, Fla. (St. Thomas Aquinas)
45	Jase Bruner	ILB	6-2	235	Sr-Sq	Science Hill, Ky. (Somerset)
14	Ty Bryant	DB	6-0	197	So-1L	Lexington, Ky. (Frederick Douglass)
64	Jackson Bunn	DL	6-2	301	So-Sq	Oxford, Ala. (Oxford)
62	Jager Burton	OL	6-4	316	Jr-2L	Lexington, Ky. (Frederick Douglass)
45	Darius Cannon	WR	5-9	177	So-Sq	Gainesville, Ga. (Gainesville)
11	Zion Childress	DB	6-0	195	Sr-2L	Houston, Texas (Texas State/New Caney)
70	Ben Christman	OL	6-6	325	Jr-Sq	Akron, Ohio (Ohio State/Revere)
75	Eli Cox	OL	6-4	309	Sr-4L	Nicholasville, Ky. (West Jessamine)
69	Marques Cox	OL	6-5	318	Sr-1L	Peoria, Ill. (Northern Illinois/Peoria)
78	Anfernee Crease	OL	6-6	315	So-Tr	Tomball, Texas (Navarro College/Tomball Memorial)
33	Rico Crowder	WR	6-4	188	Fr-HS	Glasgow, Ky. (Glasgow)
53	Hayden Dawahare	OLB	6-3	230	So-Sq	Lexington, Ky. (Lexington Catholic)
27	Max DeGraff	WR	5-11	167	So-Sq	Lexington, Ky. (Lexington Catholic)
34	Trey Dennis	WR	5-8	144	Sr-Sq	Lexington, Ky. (Sayre)
85	Jordan Dingle	TE	6-4	242	Jr-2L	Bowling Green, Ky. (Bowling Green HS)
18	Cam Dooley	DB	6-2	204	Fr-HS	Valley, Ala. (Valley)
2	Pop Dumas-Johnson	ILB	6-1	245	Sr-Tr	Hyattsville, Md. (Georgia/St. Frances Academy)
10	Jantzen Dunn	DB	6-0	185	Jr-1L	Bowling Green, Ky. (Ohio State/South Warren)
52	Jalen Farmer	OL	6-5	314	So-Tr	Covington, Ga. (Florida/Eastside)
13	Fred Farrier II	WR	6-1	182	Jr-Tr	Frankfort, Ky. (UAB/Franklin County)
42	Tyreece Fearbry	OLB	6-5	242	So-1L	Pittsburgh, Pa. (Perry Traditional Academy)
74	Courtland Ford	OL	6-6	327	Sr-1L	Peoria, Ill. (Southern California/Cedar Hill (Texas)
94	Tavion Gadson	DL	6-5	295	Fr-RS	Savannah, Ga. (Jenkins)
99	Kendrick Gilbert	DL	6-5	275	Fr-RS	Indianapolis, Ind. (Indianapolis Cathedral)
17	Hardley Gilmore IV	WR	6-1	178	Fr-HS	Belle Glade, Fla. (Pahokee)
86	Ethan Gregory	WR	5-8	190	Fr-HS	London, Ky. (North Laurel)
22	Grant Godfrey	ILB	6-3	225	Fr-RS	Suwanee, Ga. (North Gwinnett)
98	Kenyatta Hardge II	DL	6-0	285	Fr-HS	Lexington, Ky. (Lexington Christian)
1	Maxwell Hairston	DB	6-1	186	Jr-2L	West Bloomfield, Mich. (West Bloomfield)
6	JQ Hardaway	DB	6-3	191	Jr-1L	Columbus, Ga. (Cincinnati/Central-Phenix City, Ala.)
97	Josaih Hayes	DL	6-3	322	Sr-4L	Horn Lake, Miss. (Horn Lake)
50	Darrion Henry-Young	DL	6-4	290	Sr-2L	Cincinnati, Ohio (Ohio State/Princeton HS)
56	Walker Himebauch	LS	6-1	223	So-1L	Monument, Colo. (Palmer Ridge)
79	Dennious Jackson	DL	6-5	335	Jr-Tr	Augusta, Ga. (Contra Costa College/Lakeside)
54	D'Eryk Jackson	ILB	6-1	244	Sr-4L	Dublin, Ga. (West Laurens)
72	Hayes Johnson	OL	6-4	300	Fr-HS	Campbellsville, Ky. (Taylor County)
84	Josh Kattus	TE	6-4	246	Jr-2L	Cincinnati, Ohio (Archbishop Moeller)
44	Justin Kattus	TE	6-1	216	Fr-HS	Cincinnati, Ohio (St. Xavier)
91	Jacob Kauwe	K	6-1	206	Fr-HS	Billings, Mont. (Billings West)
50	Koby Keenum	OL	6-4	302	Fr-RS	Florence, Ala. (Mars Hill Bible School)
6	Dane Key	WR	6-3	210	Jr-2L	Lexington, Ky. (Frederick Douglass)
35	Jake Krekeler	RB	5-10	185	Fr-HS	Castle Rock, Colo. (Valor Christian)
48	Aidan Laros	P	6-2	212	Jr-Tr	Cape Town, South Africa (UT Martin/Charlotte/Northwood)
37	Spencer Leadbetter	WR	6-3	186	So-Sq	Glenview, Ill. (Loyola Academy)
88	Tanner Lemaster	TE	6-5	250	Fr-RS	Washington Court House, Ohio (Washington)
25	Jordan Lovett	DB	6-2	205	Jr-2L	Radcliff, Ky. (North Hardin)
68	Charlie Lush	OL	6-5	255	Fr-HS	Lexington, Ky. (Lexington Catholic)
9	Ja'Mori Maclin	WR	5-11	190	Jr-Tr	Kirkwood, Mo. (North Texas/Missouri/Kirkwood)
43	Landon Marcum	OLB	6-2	187	So-Sq	Winchester, Ky. (George Rogers Clark)



27	Quavo Marshall	DB	6-4	181	Fr-HS	Macon, Ga. (Westside)
55	Noah Matthews	OLB	6-5	254	So-1L	Bridgeville, Del. (Woodbridge)
42	Alex McLaughlin	LS	5-10	229	Jr-Tr	Weddington, N.C. (Illinois/NC State/Weddington)
66	Tino Merlo	OL	6-2	283	So-Sq	Youngstown, Ohio (Cardinal Mooney)
51	Daniel Mincey	OL	6-4	290	Fr-HS	Pompano Beach, Fla. (Cardinal Gibbons)
54	Gerald Mincey	OL	6-6	335	Sr-Tr	Fort Lauderdale, Fla. (Tennessee/Florida/Cardinal Gibbons)
63	Kyle Mixon	OL	6-5	322	Fr-HS	Warner Robins, Ga. (Northside)
28	Tovani Mizell	RB	6-0	215	Fr-HS	Fort Lauderdale, Fla. (Western)
83	Jack Monday	TE	6-1	225	Jr-Sq	Lexington, Ky. (Lexington Catholic)
47	Jarod Mosely	DB	6-2	193	Jr-Sq	West Palm Beach, Fla. (Cardinal Newman)
55	Marc Nave Jr.	OL	6-4	335	Fr-HS	Toledo, Ohio (Central Catholic)
20	Terhyon Nichols	DB	5-11	195	Fr-HS	Cincinnati, Ohio (Withrow)
31	Quintavion Norman	ILB	6-3	210	Fr-HS	Covington, Ga. (Newton)
8	Octavious Oxendine	DL	6-1	278	Sr-4L	Radcliff, Ky. (North Hardin)
58	Lucas Padgett	OL	6-4	315	Sr-Sq	Birmingham, Ala. (La Cueva)
26	Jason Patterson	RB	5-10	206	Fr-HS	Sneads, Fla. (Sneads)
37	Kevin Powell	DB	5-11	160	Fr-HS	North Lauderdale, Fla. (Monarch)
76	Austin Ramsey	OL	6-4	328	Fr-RS	Philadelphia, Pa. (Roman Catholic)
73	Dylan Ray	OL	6-6	310	Jr-1L	Noblesville, Ind. (West Virginia/Noblesville)
17	Daveren Rayner	ILB	6-2	217	Sr-1L	Indianapolis, Ind. (Northern Illinois/Lawrence Central)
16	Alex Raynor	K	6-0	185	Sr-1L	Kennesaw, Ga. (Georgia Southern/Harrison)
40	Caleb Redd	OLB	6-3	232	Fr-HS	St. Louis, Mo. (De Smet)
36	Chy Rivers	WR	5-8	181	So-Sq	Baton Rouge, La. (Parkview Baptist)
23	Brian Robinson	DL	6-5	261	Fr-HS	Youngstown, Ohio (Westerville North)
81	Willie Rodriguez	TE	6-4	245	Fr-HS	Taylor Mill, Ky. (Covington Catholic)
90	Tre'vonn Rybka	DL	6-4	284	Sr-3L	Dickson, Tenn. (Dickson County)
92	Kahlil Saunders	DL	6-5	291	Jr-2L	Huntsville, Ala. (Grissom)
29	Jackson Schulz	DB	6-2	198	Jr-Sq	Louisville, Ky. (Trinity)
12	Quay'sheed Scott	DB	6-0	192	Fr-HS	Marion, S.C. (Marion)
53	Aba Selm (AB-uh)	OL	6-4	303	Fr-HS	Independence, Ky. (Simon Kenton)
9	Keeshawn Silver	DL	6-4	336	Jr-1L	Rocky Mount, N.C. (North Carolina/Rocky Mount)
44	Antwan Smith	ILB	6-3	205	Fr-HS	Atlanta, Ga. (Westlake)
32	Devin Smith	ILB	6-0	221	Fr-HS	Brunswick, Ga. (Brunswick)
16	Jacob Smith	OLB	6-4	240	Fr-HS	Somerset, Ky. (Corbin)
24	Jaden Smith	DB	6-3	206	Fr-HS	Charlotte, N.C. (West Charlotte)
95	Jerod Smith II	DL	6-4	273	Fr-HS	Somerset, Ky. (Corbin)
35	Steven Soles Jr.	OLB	6-2	225	Fr-HS	Powell, Tenn. (Powell)
4	Kristian Story	DB	6-1	213	Sr-Tr	Lanett, Ala. (Alabama/Lanett)
30	Avery Stuart	DB	6-2	196	Fr-RS	Montgomery, Ala. (Alabama Christian)
0	Demie Sumo-Karngbaye	RB	6-0	210	Sr-1L	Willingboro, N.J. (NC State/Willingboro)
39	Josh Terrell	WR	5-10	174	Jr-Sq	Fort Worth, Texas (Grapevine Faith Christian)
4	Chip Tray anum	RB	5-11	227	Sr-Tr	Akron, Ohio (Ohio State/Arizona State/Archibald Hoban)
12	Brock Vandagriff	QB	6-3	217	Jr-Tr	Bogart, Ga. (Georgia/Prince Avenue Christian)
46	Rushaune Vilane	OLB	6-2	225	Fr-HS	Woonsocket, R.I. (Bishop Hendricken)
0	Deone Walker	DL	6-6	345	Jr-2L	Detroit, Mich. (Cass Tech)
5	DJ Waller Jr.	DB	6-3	202	So-Tr	Youngstown, Ohio (Michigan/Chaney)
82	David Washington Jr.	WR	5-11	203	Fr-HS	Philadelphia, Pa. (St. Joseph's)
13	J.J. Weaver	OLB	6-5	255	Sr-4L	Louisville, Ky. (Moore Traditional)
36	Andrew Weber	DB	6-0	175	Fr-HS	Cincinnati, Ohio (St. Xavier)
18	Brandon White	WR	5-9	167	So-Sq	Cincinnati, Ohio (Archbishop Moeller)
10	Jamarion Wilcox	RB	5-10	197	Fr-RS	Douglasville, Ga. (South Paulding)
2	Gavin Wimsatt	QB	6-3	227	Jr-Tr	Owensboro, Ky. (Rutgers/Owensboro)
71	Malachi Wood	OL	6-8	320	Fr-RS	Richmond, Ky. (Madison Central)
33	Carson Wright	ILB	5-10	210	So-Sq	Pikeville, Ky. (Pikeville)
96	Tommy Ziesmer	DL	6-2	282	Fr-RS	Danville, Ky. (Boyle County)

NOTES: Class is eligibility for 2024 season ... #L = number of letters earned ... Tr = transfer from a four-year school ... JC = junior college ... Sq = squad member who has not earned a varsity letter ... RS = redshirt ... HS = high school

**KENTUCKY PRONUNCIATION GUIDE**

Khamari Anderson (kuh-MAR-ee)	Walker Himebauch (hime-BOCK)	Jiquavious (ja-QUAY-vee-us) Marshall
Barion (bear-EON) Brown	Dennious (dee-NIE-us) Jackson	Terhyon (tuh-RYAN) Nichols
Lincoln Billiter (BILL-eh-ter)	D'Eryk (dee-ERIC) Jackson	Aba (AB-uh) Selm
Jager (Jagger) Burton	Jacob Kauwe (COW-way)	Jerod (jer-AWD) Smith II
Marques (MARK-us) Cox	Aiden Laros (luh-ROSS)	Chip Tray anum (TRAY-num)
Jamon (jah-MON) Dumas-Johnson	Tanner Lemaster (LEE-master)	Rushaune (rah-SHAWN) Vilane
Josaih (joe-SIGH-uh) Hayes	Ja'Mori (jah-MORE-ee) Maclin	



## 2024 NUMERICAL ROSTER (AS OF AUG.1)

NO.	NAME	POS.	Ht.	Wt.	CL.	HOMETOWN (PREVIOUS SCHOOL)
0*	Deone Walker	DL	6-6	345	Jr-2L	Detroit, Mich. (Cass Tech)
0*	Demie Sumo-Karngbaye	RB	6-0	210	Sr-1L	Willingboro, N.J. (NC State/Willingboro)
1	Maxwell Hairston	DB	6-1	186	Jr-2L	West Bloomfield, Mich. (West Bloomfield)
2*	Pop Dumas-Johnson	ILB	6-1	245	Sr-Tr	Hyattsville, Md. (Georgia/St. Frances Academy)
2*	Gavin Wimsatt	QB	6-3	227	Jr-Tr	Owensboro, Ky. (Rutgers/Owensboro)
3	Alex Afari Jr.	ILB	6-2	222	Jr-2L	Cincinnati, Ohio (Lakota West)
4*	Kristian Story	DB	6-1	213	Sr-Tr	Lanett, Ala. (Alabama/Lanett)
4*	Chip Traynum	RB	5-11	227	Sr-Tr	Akron, Ohio (Ohio State/Arizona State/Archibald Hoban)
5*	Anthony Brown-Stephens	WR	5-10	176	So-1L	Springfield, Ohio (Springfield)
5*	DJ Waller Jr.	DB	6-3	202	So-Tr	Youngstown, Ohio (Michigan/Chaney)
6*	JQ Hardaway	DB	6-3	191	Jr-1L	Columbus, Ga. (Cincinnati/Central-Phenix City, Ala.)
6*	Dane Key	WR	6-3	210	Jr-2L	Lexington, Ky. (Frederick Douglass)
7	Barion Brown	WR	6-1	182	Jr-2L	Nashville, Tenn. (Pearl-Cohn)
8*	Cutter Boley	QB	6-5	214	Fr-HS	Hodgenville, Ky. (Lexington Christian)
8*	Octavious Oxendine	DL	6-1	278	Sr-4L	Radcliff, Ky. (North Hardin)
9*	Ja'Mori Maclin	WR	5-11	190	Jr-Tr	Kirkwood, Mo. (North Texas/Missouri/Kirkwood)
9*	Keeshawn Silver	DL	6-4	336	Jr-1L	Rocky Mount, N.C. (North Carolina/Rocky Mount)
10*	Jantzen Dunn	DB	6-0	185	Jr-1L	Bowling Green, Ky. (Ohio State/South Warren)
10*	Jamarion Wilcox	RB	5-10	197	Fr-RS	Douglasville, Ga. (South Paulding)
11*	Beau Allen	QB	6-2	223	Sr-Tr	Lexington, Ky. (Georgia Southern/Tarleton St./Lexington Catholic)
11*	Zion Childress	DB	6-0	195	Sr-2L	Houston, Texas (Texas State/New Caney)
12*	Brock Vandagriff	QB	6-3	217	Jr-Tr	Bogart, Ga. (Georgia/Prince Avenue Christian)
12*	Quay'sheed Scott	DB	6-0	192	Fr-HS	Marion, S.C. (Marion)
13*	Fred Farrier II	WR	6-1	182	Jr-Tr	Frankfort, Ky. (UAB/Franklin County)
13*	J.J. Weaver	OLB	6-5	255	Sr-4L	Louisville, Ky. (Moore Traditional)
14	Ty Bryant	DB	6-0	197	So-1L	Lexington, Ky. (Frederick Douglass)
15	Khamari Anderson	TE	6-5	252	So-1L	Detroit, Mich. (Cass Tech)
16*	Alex Raynor	K	6-0	185	Sr-1L	Kennesaw, Ga. (Georgia Southern/Harrison)
16*	Jacob Smith	OLB	6-4	240	Fr-HS	Somerset, Ky. (Corbin)
17*	Hardley Gilmore IV	WR	6-1	178	Fr-HS	Belle Glade, Fla. (Pahokee)
17*	Daveren Rayner	ILB	6-2	217	Sr-1L	Indianapolis, Ind. (Northern Illinois/Lawrence Central)
18*	Brandon White	WR	5-9	167	So-Sq	Cincinnati, Ohio (Archbishop Moeller)
18*	Cam Dooley	DB	6-2	204	Fr-HS	Valley, Ala. (Valley)
20	Terhyon Nichols	DB	5-11	195	Fr-HS	Cincinnati, Ohio (Withrow)
21*	Nasir Addison	DB	6-0	199	So-1L	Newark, N.J. (Irvington)
21*	Santos Alvarez	WR	5-11	178	So-Sq	Cincinnati, Ohio (Anderson)
22	Grant Godfrey	ILB	6-3	225	Fr-RS	Suwanee, Ga. (North Gwinnett)
23	Brian Robinson	DL	6-5	261	Fr-HS	Youngstown, Ohio (Westerville North)
24	Jaden Smith	DB	6-3	206	Fr-HS	Charlotte, N.C. (West Charlotte)
25	Jordan Lovett	DB	6-2	205	Jr-2L	Radcliff, Ky. (North Hardin)
26	Jason Patterson	RB	5-10	206	Fr-HS	Sneads, Fla. (Sneads)
27*	Max DeGraff	WR	5-11	167	So-Sq	Lexington, Ky. (Lexington Catholic)
27*	Quavo Marshall	DB	6-4	181	Fr-HS	Macon, Ga. (Westside)
28	Tovani Mizell	RB	6-0	215	Fr-HS	Fort Lauderdale, Fla. (Western)
29	Jackson Schulz	DB	6-2	198	Jr-Sq	Louisville, Ky. (Trinity)
30	Avery Stuart	DB	6-2	196	Fr-RS	Montgomery, Ala. (Alabama Christian)
31	Quintavion Norman	ILB	6-3	210	Fr-HS	Covington, Ga. (Newton)
32	Devin Smith	ILB	6-0	221	Fr-HS	Brunswick, Ga. (Brunswick)
33*	Rico Crowder	WR	6-4	188	Fr-HS	Glasgow, Ky. (Glasgow)
33*	Carson Wright	ILB	5-10	210	So-Sq	Pikeville, Ky. (Pikeville)
34*	Jayvant Brown	ILB	6-0	225	So-1L	Deerfield Beach, Fla. (St. Thomas Aquinas)
34*	Trey Dennis	WR	5-8	144	Sr-Sq	Lexington, Ky. (Sayre)
35*	Jake Krekeler	RB	5-10	185	Fr-HS	Castle Rock, Colo. (Valor Christian)
35*	Steven Soles Jr.	OLB	6-2	225	Fr-HS	Powell, Tenn. (Powell)
36	Chy Rivers	WR	5-8	181	So-Sq	Baton Rouge, La. (Parkview Baptist)
36*	Andrew Weber	DB	6-0	175	Fr-HS	Cincinnati, Ohio (St. Xavier)
37*	Spencer Leadbetter	WR	6-3	186	So-Sq	Glenview, Ill. (Loyola Academy)
37*	Kevin Powell	DB	5-11	160	Fr-HS	North Lauderdale, Fla. (Monarch)
38	Henry Bennett	RB	5-10	201	So-Sq	West Palm Beach, Fla. (Cardinal Newman)
39	Josh Terrell	WR	5-10	174	Jr-Sq	Fort Worth, Texas (Grapevine Faith Christian)
40*	Troy Booker	DB	5-10	186	Fr-HS	Evans, Ga. (Augusta Christian)
40*	Caleb Redd	OLB	6-3	232	Fr-HS	St. Louis, Mo. (De Smet)
42*	Tyreese Fearbry	OLB	6-5	242	So-1L	Pittsburgh, Pa. (Perry Traditional Academy)
42*	Alex McLaughlin	LS	5-10	229	Jr-Tr	Weddington, N.C. (Illinois/NC State/Weddington)





43	Landon Marcum	OLB	6-2	187	So-Sq	Winchester, Ky. (George Rogers Clark)
44*	Justin Kattus	TE	6-1	216	Fr-HS	Cincinnati, Ohio (St. Xavier)
44*	Antwan Smith	ILB	6-3	205	Fr-HS	Atlanta, Ga. (Westlake)
45*	Jase Bruner	ILB	6-2	235	Fr-Sq	Science Hill, Ky. (Somerset)
45*	Darius Cannon	WR	5-9	177	So-Sq	Gainesville, Ga. (Gainesville)
46	Rushaune Vilane	OLB	6-2	225	Fr-HS	Woonsocket, R.I. (Bishop Hendricken)
47	Jarard Mosely	DB	6-2	193	Jr-Sq	West Palm Beach, Fla. (Cardinal Newman)
48	Aidan Laros	P	6-2	212	Jr-Tr	Cape Town, South Africa (UT Martin/Charlotte/Northwood)
50*	Darrion Henry-Young	DL	6-4	290	Sr-2L	Cincinnati, Ohio (Ohio State/Princeton HS)
50*	Koby Keenum	OL	6-4	302	Fr-RS	Florence, Ala. (Mars Hill Bible School)
51	Daniel Mincey	OL	6-4	290	Fr-HS	Pompano Beach, Fla. (Cardinal Gibbons)
52	Jalen Farmer	OL	6-5	314	So-Tr	Covington, Ga. (Florida/Eastside)
53*	Aba Selm	OL	6-4	303	Fr-HS	Independence, Ky. (Simon Kenton)
53*	Hayden Dawahare	OLB	6-3	230	So-Sq	Lexington, Ky. (Lexington Catholic)
54*	D'Eryk Jackson	ILB	6-1	244	Sr-4L	Dublin, Ga. (West Laurens)
54*	Gerald Mincey	OL	6-6	335	Fr-Tr	Fort Lauderdale, Fla. (Tennessee/Florida/Cardinal Gibbons)
55*	Noah Matthews	OLB	6-5	254	So-1L	Bridgeville, Del. (Woodbridge)
55*	Marc Nave Jr.	OL	6-4	335	Fr-HS	Toledo, Ohio (Central Catholic)
56	Walker Himebauch	LS	6-1	223	So-1L	Monument, Colo. (Palmer Ridge)
58	Lucas Padgett	OL	6-4	315	Sr-Sq	Birmingham, Ala. (La Cueva)
59	Lincoln Billiter	DL	6-3	288	So-Sq	Virgie, Ky. (Shelby Valley)
62	Jager Burton (Jagger)	OL	6-4	316	Jr-2L	Lexington, Ky. (Frederick Douglass)
63	Kyle Mixon	OL	6-5	322	Fr-HS	Warner Robins, Ga. (Northside)
64	Jackson Bunn	DL	6-2	301	So-Sq	Oxford, Ala. (Oxford)
66	Tino Merlo	OL	6-2	283	So-Sq	Youngstown, Ohio (Cardinal Mooney)
68	Charlie Lush	OL	6-5	255	Fr-HS	Lexington, Ky. (Lexington Catholic)
69	Marques Cox	OL	6-5	318	Sr-1L	Peoria, Ill. (Northern Illinois/Peoria)
70	Ben Christman	OL	6-6	325	Jr-Sq	Akron, Ohio (Ohio State/Revere)
71	Malachi Wood	OL	6-8	320	Fr-RS	Richmond, Ky. (Madison Central)
72	Hayes Johnson	OL	6-4	300	Fr-HS	Campbellsville, Ky. (Taylor County)
73	Dylan Ray	OL	6-6	310	Jr-1L	Noblesville, Ind. (West Virginia/Noblesville)
74	Courtland Ford	OL	6-6	327	Sr-1L	Peoria, Ill. (Southern California/Cedar Hill (Texas))
75	Eli Cox	OL	6-4	309	Sr-4L	Nicholasville, Ky. (West Jessamine)
76	Austin Ramsey	OL	6-4	328	Fr-RS	Philadelphia, Pa. (Roman Catholic)
77	Trent Baker	LS	6-2	210	Fr-HS	Friendswood, Texas (Friendswood)
78	Anfernee Crease	OL	6-6	315	So-Tr	Tomball, Texas (Navarro College/Tomball Memorial)
79	Dennious Jackson	DL	6-5	335	Jr-Tr	Augusta, Ga. (Contra Costa College/Lakeside)
81	Willie Rodriguez	TE	6-4	245	Fr-HS	Taylor Mill, Ky. (Covington Catholic)
82	David Washington Jr.	WR	5-11	203	Fr-HS	Philadelphia, Pa. (St. Joseph's)
83	Jack Monday	TE	6-1	225	Jr-Sq	Lexington, Ky. (Lexington Catholic)
84	Josh Kattus	TE	6-4	246	Jr-2L	Cincinnati, Ohio (Archbishop Moeller)
85	Jordan Dingle	TE	6-4	242	Jr-2L	Bowling Green, Ky. (Bowling Green HS)
86	Ethan Gregory	WR	5-8	190	Fr-HS	London, Ky. (North Laurel)
88	Tanner Lemaster	TE	6-5	250	Fr-RS	Washington Court House, Ohio (Washington)
90	Tre'vonn Rybka	DL	6-4	284	Sr-3L	Dickson, Tenn. (Dickson County)
91	Jacob Kauwe	K	6-1	206	Fr-HS	Billings, Mont. (Billings West)
92	Kahlil Saunders	DL	6-5	291	Jr-2L	Huntsville, Ala. (Grissom)
93	Wilson Berry	P	6-4	217	Jr-1L	Maribyrnong, Australia (Maribyrnong College)
94	Tavion Gadsen	DL	6-5	295	Fr-RS	Savannah, Ga. (Jenkins)
95	Jerod Smith II	DL	6-4	273	Fr-HS	Somerset, Ky. (Corbin)
96	Tommy Ziesmer	DL	6-2	282	Fr-RS	Danville, Ky. (Boyle County)
97	Josaih Hayes	DL	6-3	322	Sr-4L	Horn Lake, Miss. (Horn Lake)
98	Kenyatta Hardge II	DL	6-0	285	Fr-HS	Lexington, Ky. (Lexington Christian)
99	Kendrick Gilbert	DL	6-5	275	Fr-RS	Indianapolis, Ind. (Indianapolis Cathedral)

NOTES: Class is eligibility for 2024 season ... #L = number of letters earned ... Tr = transfer from a four-year school ...  
 JC = junior college ... Sq = squad member who has not earned a varsity letter ... RS = redshirt ... HS = high school

#### KENTUCKY PRONUNCIATION GUIDE

Khamari Anderson (kuh-MAR-ee)	Walker Himebauch (hime-BOCK)	Jiquavious (ja-QUAY-vee-us) Marshall
Barion (bear-EON) Brown	Dennious (dee-NIE-us) Jackson	Terhyon (tuh-RYAN) Nichols
Lincoln Billiter (BILL-eh-ter)	D'Eryk (dee-ERIC) Jackson	Aba (AB-uh) Selm
Jager (Jagger) Burton	Jacob Kauwe (COW-way)	Jerod (jer-AWD) Smith II
Marques (MARK-us) Cox	Aidan Laros (luh-ROSS)	Chip Trayanum (TRAY-num)
Jamon (jah-MON) Dumas-Johnson	Tanner Lemaster (LEE-master)	Rushaune (rah-SHAWN) Vilane
Josaih (joe-SIGH-uh) Hayes	Ja'Mori (jah-MORE-ee) Maclin	



## COACHING STAFF



HEAD COACH

**Mark Stoops**

Iowa, 1989



RUNNING BACKS  
SPECIAL TEAMS

**Jay Boulware**

Texas, 1996



SAFETIES

**Frank Buffano**

Arizona, 2006



CO-DEFENSIVE  
COORD. DEFENSIVE

**Chris Collins**

Western Carolina, 2010



OFFENSIVE COORD./  
QUARTERBACKS

**Bush Hamdan**

Boise State, 2008



ASSOC. HEAD COACH  
TIGHT ENDS

**Vince Marrow**

Toledo, 1992



DEFENSIVE LINE

**Anwar Stewart**

Kentucky, 2017



WIDE RECEIVERS

**Daikiel Shorts Jr.**

West Virginia, 2018



INSIDE LINEBACKERS

**Mike Stoops**

Iowa, 1987



DEFENSIVE COORD./  
OUTSIDE LINEBACK-

**Brad White**

Wake Forest, 2005



OFFENSIVE LINE

**Eric Wolford**

Kansas State, 1994



DIR. OF PERFOR-  
MANCE

**Corey Edmond**

N.C. State, 1993



HEAD STRENGTH  
COACH

**Mark Hill**

Chattanooga, 1999



## SUPPORT STAFF

### FOOTBALL SUPPORT STAFF

**Assistant to the Head Coach:** Eddie Gran

**General Manager/Director of Recruiting:** Chase Heuke

**Executive Director of Recruiting:** Danielle Braswell

**Director of Football Operations:** Josh Pruitt

**Director of Player Development:** Dean Hood

**Director of Performance:** Corey Edmond

**Director of Performance/Head Strength and Conditioning Coach:** Mark Hill

**Assistant Strength Coaches:** Rafael Horton, Tyler Malone

**Director of Performance Science:** Dr. Chris Morris, Ph.D.

**Registered Dietitians:**  
Devin Haygood, MDN, RD - football dietitian  
Joe Clark, MS, RD - nutrition fellow

**Director of Sports Medicine / Head FB Athletic Trainer:**  
Evan Griskowitz

**Senior Athletic Trainer:** Skyler Cottrell

**Assistant Athletic Trainer:** Alex Logwood

**Athletic Training Fellows:**  
Brytun Walker  
Nate Benjamin  
Misty Conrad, insurance coordinator/staff assistant

**Team Doctors:**  
**Head Team Physician:** Rob Hosey, M.D.  
**Chief of Sports Medicine:** Darren Johnson, M.D.  
**Primary Care Team Physician:** Kimberly Kaiser, M.D.  
**Assistant Professor of Orthopaedic Surgery:** Scott Mair, M.D.  
**Assoc. Head Team Physician:** Kyle Smoot, M.D.

**Sports Psychology Consultant:** Marc Cormier, Ph.D.

**Psychiatry Consultant:** Scott Littleton, M.D.

**Equipment Manager:** Tom Kalinowski

**Assistant Equipment Manager:** Allen Belcher

**Director of Equipment Operations:** Jon Denio

**Creative Coordinator:** Jacob Noger

**Assistant Creative Director:** TBA

**Video Media Coordinator/Recruit Producer:** Robert Franco

**Assistant Director of Scouting/Analytics:**  
Stephen Gillette

**Assistant Director of On-Campus Recruiting:**  
Jocelyn Grimsley

**Assistant Director of Player Personnel (Defense):**  
Andrew Hunter

**Assistant Director of Player Personnel (Offense):**  
Ty Williams

**Assistant Director of Recruiting Operations:**  
Brinkley Burch

**Executive Administrative Assistant:** Melissa Tomlinson

**Senior Director of Sports Video:** Greg Gorham

**Lead Producer/Football:** Tim Layten

**Senior Creative Producer:** Ryan Duffy

**SEC Network and Videoboard Operations:** Daniel Gibbons

**SEC Network Coordinating Producer:** Brandon Wickey

**Coaching Video Coordinator:** Christian Fiero

**Football Video Coordinator:** Walt Hill

**Assistant AD for Ticket Ops:** Cathy Hurst

**Assistant AD for Academics & Eligibility:** Heather McAtee

**Academic Counselors for Football:** Chatham Boyer, Ricky Lumpkin, Jon Ross

**Assoc. AD/Marketing/Promotions:** Nathan Schwake

**Senior Associate AD for Operations:** Donnie Mefford

**Assistant AD for Operations:** Scott Geisinger

**Director of Operations for Facilities:** Andrew Emery

**Director of Operations for Events:** Ayanna Parker

**Coordinator of Operations:** Kevin Geisinger

**University President:**  
Dr. Eli Capilouto

**Faculty Rep. for Athletics:**  
Dr. Joe Fink

**Director of Athletics:**  
Mitch Barnhart

**Deputy AD:**  
Marc Hill (football administrative liaison)

**Exec. Assoc AD/Student Engagement & Development:**  
Ray Oliver (football administrative liaison)

**Exec. Assoc. AD/Campus Affairs and Logistics:**  
Jason Schlafer

**Exec. Assoc. AD/Chief Financial Officer:**  
Melissa Gleason

**Exec. Assoc. AD / Student-Athlete Experience:**  
Stephanie Simmons

**Exec. Assoc. AD/Senior Woman Administrator:**  
Rachel Baker

**Exec. Assoc. AD/External Operations:**  
Tim Bernal

**Exec Assoc AD/Athlete Development and Performance:**  
Jim Madaleno

**Special Assistant to the AD:**  
Sandy Bell

### GAME DAY STAFF

Evan Crane - Press Box Coordinator/Credentials  
Carl Nathe - Public Address Announcer  
Don Adkins - Public Address Spotter  
Mike Fannin - Public Address Spotter  
Corey Price - Stats and Records  
Dan Peters - Internal PA  
John Hall - Stat Crew Inputer

### FOOTBALL BRAND AND CONTENT MANAGEMENT

Greg Gorham - Senior Director of Sports Video  
Tim Layten - Lead Producer  
Elliott Hess - Athletics Photographer  
Susan Lax - Director of Communications/PR  
Tim Letcher - Website Coordinator  
Matt May - Associate Director of Communications/PR  
Cami Moore Williams - Associate Director of Communications/PR  
Jake Most - Strategic Communications Director  
Tony Neely - Asst. AD for Communications/PR  
Jacob Noger - Football Creative Director  
Nathan Schwake - Associate AD of Marketing/Licensing



**UK SPORTS RADIO NETWORK**

---

Play-by-play Announcer: Tom Leach  
Analyst: Jeff Picoro  
Sideline: Dick Gabriel

**STUDENT MANAGERS**

---

Nick Archer  
Hudson Blank  
Carter Burch  
Reese Calhoon  
Mason Chitwood  
Luke Collette  
Keaton Foster  
Logan Givens  
Jason Gronotte  
Trent Hackett  
Nathan Maniskas  
Jacob Meeks  
Cooper Oxley  
Andrew Pennington  
Rudy Rinderer  
Drake Steele

**STUDENT ATHLETIC TRAINERS**

---

Stella Ascherman  
Kianna Cole  
Wyatt Coleman  
Cate Goodman  
Evan Hoard  
Riley Keating  
Aiden Lee  
Drew Linton  
Landen Lucas  
Maya Mandy  
Caroline Massey  
Nikki Mounce  
Ella Rison  
Baylee Stephens  
Lachel White

**RECRUITING STUDENTS**

---

Leah Bernard  
Trosper Buchanan  
Brady Clark  
Leila Dawson  
Carsen DeVary  
Shiloh Douglass  
Dawson Elliot  
Addie Fonderlin  
Kevin Harris Jr.  
Quinn Hornback  
Olivia Lambert  
Anna Lund  
Jackson McDonald  
Blake Micek  
Luca Pusateri  
Jonny Vanover  
Landon Ortega



## 2023 KENTUCKY FOOTBALL STATISTICS

RECORD	OVERALL	HOME	AWAY	NEUTRAL
ALL GAMES	7-6	4-3	3-2	0-1
CONFERENCE	3-5	1-3	2-2	0-0
NON-CONFERENCE	4-1	3-0	1-0	0-1

DATE	OPPONENT	W/L	SCORE	ATTENDANCE
09/02/2023	Ball State	W	44-14	58286
09/09/2023	Eastern Ky.	W	28-17	61876
09/16/2023	Akron	W	35-3	59456
* 09/23/2023	at Vanderbilt	W	45-28	26279
* 09/30/2023	Florida	W	33-14	61699
* 10/07/2023	at Georgia	L	13-51	92746
* 10/14/2023	Missouri	L	21-38	61654
* 10/28/2023	Tennessee	L	27-33	61665
* 11/04/2023	at Mississippi St.	W	24-3	52329
* 11/11/2023	Alabama	L	21-49	61936
* 11/18/2023	at South Carolina	L	14-17	77788
11/25/2023	at Louisville	W	38-31	59225
12/29/2023	vs Clemson	L	35-38	40132

TEAM STATISTICS	UK	OPP
<b>FIRST DOWNS</b>	<b>221</b>	<b>265</b>
Rushing	90	86
Passing	74	98
Penalty	25	19
<b>RUSHING YARDAGE</b>	<b>1662</b>	<b>1470</b>
Rushing Attempts	339	450
Average Per Rush	4.9	3.3
Average Per Game	127.8	113.1
TDs Rushing	18	19
<b>PASSING YARDAGE</b>	<b>2751</b>	<b>2751</b>
Comp-Att-Int	211-375-12	291-430-11
Average Per Pass	7.3	7.3
Average Per Catch	13.0	10.7
Average Per Game	211.6	240.5
TDs Passing	25	20
<b>TOTAL OFFENSE</b>	<b>4413</b>	<b>4596</b>
Average Per Play	6.2	5.2
Average Per Game	339.5	353.5
KICK RETURNS: #-Yards	23-693	23-562
PUNT RETURNS: #-Yards	8-73	10-65
INT RETURNS: #-Yards	11-181	12-37
FUMBLES-LOST	16-8	12-7
PENALTIES-Yards	79-661	85-762
PUNTS-AVG	57-39.0	57-43.7
TIME OF POSSESSION/GAME	27:37	32:23
3RD-DOWN CONVERSIONS	52/137	80/185
4TH-DOWN CONVERSIONS	2/10	11/18
PAT-ATTEMPTS	(48-49) 98%	(34-34) 100%
2-POINT CONVERSIONS-ATTEMPTS	(0-1) 0%	(4-5) 80%



RUSHING	GP	ATT	GAIN	LOSS	NET	AVG	TD	LONG	AVG/G
Ray Davis	13	199	1178	49	1129	5.7	14	75	86.8
Ramon Jefferson	11	28	196	12	184	6.6	0	74	16.7
Barion Brown	13	12	147	0	147	12.3	1	26	11.3
Demie Sumo-Karngbaye	13	20	140	1	139	7.0	1	42	10.7
JuTahn McClain	11	26	142	4	138	5.3	1	36	12.5
Tayvion Robinson	13	2	12	0	12	6.0	0	6	0.9
Izayah Cummings	12	1	5	0	5	5.0	0	5	0.4
Kaiya Sheron	5	2	2	7	-5	-2.5	0	2	-1.0
Devin Leary	13	42	126	186	-60	-1.4	1	22	-4.6
Team	13	7	0	27	-27	-3.9	0	0	-2.1
<b>Total</b>	<b>13</b>	<b>339</b>	<b>1948</b>	<b>286</b>	<b>1162</b>	<b>4.9</b>	<b>18</b>	<b>75</b>	<b>127.8</b>
<b>Opponents</b>	<b>13</b>	<b>450</b>	<b>1851</b>	<b>381</b>	<b>1470</b>	<b>3.3</b>	<b>19</b>	<b>52</b>	<b>113.1</b>

PASSING	G	EFFIC	CMP-ATT-INT	PCT	YDS	TD	LNG	AVG/G
Devin Leary	13	134.3	209-371-12	56.3	2746	25	72	211.2
Kaiya Sheron	5	60.5	2-4-0	50.0	5	0	11	1.0
<b>Total</b>	<b>13</b>	<b>133.5</b>	<b>211-375-12</b>	<b>56.3</b>	<b>2751</b>	<b>25</b>	<b>72</b>	<b>211.6</b>
<b>Opponents</b>	<b>13</b>	<b>139.0</b>	<b>291-430-11</b>	<b>67.7</b>	<b>3126</b>	<b>20</b>	<b>51</b>	<b>240.5</b>

RECEIVING	G	NO.	YDS	AVG	TD	LONG	AVG/G
Barion Brown	13	43	539	12.5	4	60	41.5
Dane Key	13	42	636	15.1	6	58	48.9
Tayvion Robinson	13	41	552	13.5	4	56	42.5
Ray Davis	13	33	323	9.8	7	58	24.8
Demie Sumo-Karngbaye	13	14	69	4.9	1	18	5.3
Jordan Dingle	11	12	270	22.5	0	72	24.5
Josh Kattus	11	8	108	13.5	2	28	9.8
Anthony Brown-Stephens	13	5	44	8.8	1	20	3.4
Brenden Bates	13	4	89	22.3	0	33	6.8
Izayah Cummings	12	4	98	24.5	0	55	8.2
JuTahn McClain	11	3	16	5.3	0	10	1.5
Devin Leary	13	1	-4	-4.0	0	0	-0.3
Khamari Anderson	11	1	11	11.0	0	11	1.0
<b>Total</b>	<b>13</b>	<b>211</b>	<b>2751</b>	<b>13.0</b>	<b>25</b>	<b>72</b>	<b>211.6</b>
<b>Opponents</b>	<b>13</b>	<b>291</b>	<b>3126</b>	<b>10.7</b>	<b>20</b>	<b>51</b>	<b>240.5</b>

PUNTING	NO.	YDS	AVG	LONG	TB	FC	I20	+50	BLKD
Wilson Berry	56	2222	39.7	56	4	23	13	9	0
Team	1	0	0.0	0	0	0	0	0	1
<b>Total</b>	<b>57</b>	<b>2222</b>	<b>39.0</b>	<b>56</b>	<b>4</b>	<b>23</b>	<b>13</b>	<b>9</b>	<b>1</b>
<b>Opponents</b>	<b>57</b>	<b>2490</b>	<b>43.7</b>	<b>62</b>	<b>3</b>	<b>30</b>	<b>21</b>	<b>15</b>	<b>0</b>

INTERCEPTIONS	NO.	YDS	AVG	TD	LONG
Maxwell Hairston	5	131	26.2	2	54
Jordan Lovett	3	0	0.0	0	0
D'Eryk Jackson	2	29	14.5	1	28
Trevin Wallace	1	21	21.0	0	21
<b>Total</b>	<b>11</b>	<b>181</b>	<b>16.5</b>	<b>3</b>	<b>54</b>
<b>Opponents</b>	<b>12</b>	<b>37</b>	<b>3.1</b>	<b>0</b>	<b>18</b>

PUNT RETURNS	NO.	YDS	AVG	TD	LONG
Barion Brown	3	51	17.0	0	36
Tayvion Robinson	5	22	4.4	0	17
<b>Total</b>	<b>8</b>	<b>73</b>	<b>9.1</b>	<b>0</b>	<b>36</b>
<b>Opponents</b>	<b>10</b>	<b>65</b>	<b>6.5</b>	<b>0</b>	<b>27</b>

KICK RETURNS	NO.	YDS	AVG	TD	LONG
Barion Brown	16	576	36.0	3	100
Tayvion Robinson	4	44	11.0	0	14
Demie Sumo-Karngbaye	2	57	28.5	0	33
Anthony Brown-Stephens	1	16	16.0	0	16
<b>Total</b>	<b>23</b>	<b>693</b>	<b>30.1</b>	<b>3</b>	<b>100</b>
<b>Opponents</b>	<b>23</b>	<b>562</b>	<b>24.4</b>	<b>0</b>	<b>60</b>



FIELD GOALS	FGM-FGA	PCT	01-19	20-29	30-39	40-49	50-99	LG	BLK
Alex Raynor	10-11	90.9	0-0	4-4	1-1	4-4	1-2	50	0
<b>Opponents</b>	<b>20-25</b>	<b>80.0</b>	<b>0-0</b>	<b>6-6</b>	<b>8-9</b>	<b>5-8</b>	<b>1-2</b>	<b>52</b>	<b>2</b>

SCORING	TD	FGS	PATS				DXP	SAF	PTS
			KICK	RUSH	RCV	PASS			
Ray Davis	21	-	-	-	-	-	-	-	126
Alex Raynor	-	10-11	48-49	-	-	-	-	-	78
Barion Brown	8	-	-	-	-	-	-	-	48
Dane Key	6	-	-	-	-	-	-	-	36
Tayvion Robinson	4	-	-	-	-	-	-	-	24
Demie Sumo-Karngbaye	2	-	-	-	-	-	-	-	12
Maxwell Hairston	2	-	-	-	-	-	-	-	12
Josh Kattus	2	-	-	-	-	-	-	-	12
Jalen Geiger	1	-	-	-	-	-	-	-	6
JuTahn McClain	1	-	-	-	-	-	-	-	6
D'Eryk Jackson	1	-	-	-	-	-	-	-	6
Devin Leary	1	-	-	-	-	-	-	-	6
Anthony Brown-Stephens	1	-	-	-	-	-	-	-	6
<b>Total</b>	<b>50</b>	<b>10-11</b>	<b>48-49</b>	<b>0</b>	<b>0</b>	<b>0</b>	<b>0</b>	<b>0</b>	<b>378</b>
<b>Opponents</b>	<b>39</b>	<b>20-25</b>	<b>34-34</b>	<b>1</b>	<b>3</b>	<b>3</b>	<b>0</b>	<b>0</b>	<b>336</b>

SCORE BY QUARTER	1ST	2ND	3RD	4TH	OT	TOTAL
Kentucky	82	103	107	86	0	378
Opponents	79	87	60	110	0	336

ALL PURPOSE	G	RUSH	REC	PR	KOR	IR	TOT	AVG/G
Ray Davis	13	1129	323	0	0	0	1452	111.7
Barion Brown	13	147	539	51	576	0	1313	101.0
Dane Key	13	0	636	0	0	0	636	48.9
Tayvion Robinson	13	12	552	22	44	0	630	48.5
Jordan Dingle	11	0	270	0	0	0	270	24.5
Demie Sumo-Karngbaye	13	139	69	0	57	0	265	20.4
Ramon Jefferson	11	184	0	0	0	0	184	16.7
JuTahn McClain	11	138	16	0	0	0	154	14.0
Maxwell Hairston	13	0	0	0	0	131	131	10.1
Josh Kattus	11	0	108	0	0	0	108	9.8
Izayah Cummings	12	5	98	0	0	0	103	8.6
Brenden Bates	13	0	89	0	0	0	89	6.8
Anthony Brown-Stephens	13	0	44	0	16	0	60	4.6
D'Eryk Jackson	13	0	0	0	0	29	29	2.2
Trevin Wallace	12	0	0	0	0	21	21	1.8
Khamari Anderson	11	0	11	0	0	0	11	1.0
Kaiya Sheron	5	-5	0	0	0	0	-5	-1.0
Devin Leary	13	-60	-4	0	0	0	-64	-4.9
<b>Total</b>	<b>13</b>	<b>1662</b>	<b>2751</b>	<b>73</b>	<b>693</b>	<b>181</b>	<b>5360</b>	<b>412.3</b>
<b>Opponents</b>	<b>13</b>	<b>1470</b>	<b>3126</b>	<b>65</b>	<b>562</b>	<b>37</b>	<b>5260</b>	<b>404.6</b>

TOTAL OFFENSE	G	PLAYS	RUSH	PASS	TOTAL	AVG/G
Devin Leary	13	413	-60	2746	2686	206.6
Ray Davis	13	199	1129	0	1129	86.8
Ramon Jefferson	11	28	184	0	184	16.7
Barion Brown	13	12	147	0	147	11.3
Demie Sumo-Karngbaye	13	20	139	0	139	10.7
JuTahn McClain	11	26	138	0	138	12.5
Tayvion Robinson	13	2	12	0	12	0.9
Izayah Cummings	12	1	5	0	5	0.4
<b>Total</b>	<b>13</b>	<b>714</b>	<b>1662</b>	<b>2751</b>	<b>4413</b>	<b>339.5</b>
<b>Opponents</b>	<b>13</b>	<b>880</b>	<b>1470</b>	<b>3126</b>	<b>4596</b>	<b>353.5</b>



DEFENSIVE LEADERS		GP	TACKLES				PASS DEF		QBH		FUMBLES		BLKD KICK	SAF
			SOLO	AST	TOTAL	TFL/YDS	SACKS NO-YARDS	INT-YDS	BRUP	RCV-YDS	FF			
54	D'Eryk Jackson	13	52	37	89	8-21	2-7	2-29	4	2	1			
32	Trevin Wallace	12	45	35	80	8.5-57	5.5-35	1-21		3	1			
31	Maxwell Hairston	13	55	13	68	1.5-3		5-131	6		1			
11	Zion Childress	13	40	19	59	2-8	1-6		3		1-0			
0	Deone Walker	13	28	27	55	12.5-48	7.5-38		2	8				
3	Alex Afari Jr.	13	32	17	49	5.5-12	1-6		1	2	1-0	1		
23	Andru Phillips	12	33	14	47	1.5-2			5					
13	J.J. Weaver	13	35	10	45	8.5-51	7-48		2	2	2-4	1		
14	Ty Bryant	13	20	20	40				1					
20	Keaten Wade	12	16	19	35	3-18	1-9			3		1		
17	Daveren Rayner	13	18	12	30	3-3			2	1				
25	Jordan Lovett	11	20	10	30	1-1		3-0			1-0			
6	JQ Hardaway	13	20	8	28	1-5			4	1				
90	Tre'vonn Rybka	11	13	14	27	5-17	1-10			2				
97	Josaih Hayes	13	7	17	24	4.5-13	1.5-9		1	1				
8	Octavius Oxendine	13	14	7	21	5.5-39	3.5-35			2		1		
92	Kahlil Saunders	13	10	8	18	3.5-19	1.5-14			2				
9	Keeshawn Silver	12	8	9	17	2-3								
44	Martez Thrower	10	9	5	14	1-1								
28	Jordan Robinson	11	8	5	13	0.5-1			2					
50	Darrion Henry-Young	8	6	4	10	2-7	1.5-6			1		1		
4	Jalen Geiger	11	4	5	9	1-69					1-69			
95	Jamarius Dinkins	11	3	6	9	1-4				2				
10	Jantzen Dunn	13	8	1	9	2-16	1-15							
34	Jaywant Brown	11	3	4	7									





42	Tyrese Fearbry	13	4	2	6	1-1	.	.	1	2	.	.	.
55	Noah Matthews	10	2	4	6	.	.	.	.	.	.	.	.
21	Nasir Addison	8	4	2	6	.	.	.	.	.	1-0	.	.
4	JuTahn McClain	11	1	1	2	.	.	.	.	.	.	.	.
40	Luke Fulton	2	1	1	2	.	.	.	1	.	.	.	.
0	Demie Sumo-Karngbaye	13	2	.	2	.	.	.	.	.	.	.	.
82	Khamari Anderson	11	1	1	2	.	.	.	.	.	.	.	.
96	Tommy Ziesmer	2	1	1	2	1-19	1-19	.	.	.	.	.	.
51	Tanner Bowles	13	1	.	1	.	.	.	.	.	.	.	.
1	Ray Davis	13	1	.	1	.	.	.	.	.	.	.	.
26	Ramon Jefferson	11	1	.	1	.	.	.	.	.	.	.	.
16	Alex Raynor	13	1	.	1	.	.	.	.	.	.	.	.
68	Kenneth Horsey	6	1	.	1	.	.	.	.	.	.	.	.
62	Jager Burton	12	1	.	1	.	.	.	.	.	.	.	.
6	Dane Key	13	1	.	1	.	.	.	.	.	.	.	.
24	Elijah Reed	12	.	1	1	.	.	.	.	.	.	.	.
94	Tavion Gadsen	4	.	1	1	.	.	.	.	.	.	.	.
99	Kendrick Gilbert	1	1	.	1	.	.	.	.	.	.	.	.
<b>Totals</b>		<b>13</b>	<b>531</b>	<b>340</b>	<b>871</b>	<b>85-369</b>	<b>36-257</b>	<b>11-181</b>	<b>35</b>	<b>34</b>	<b>7-73</b>	<b>7</b>	<b>2 0</b>
<b>Opponents</b>		<b>13</b>	<b>334</b>	<b>320</b>	<b>654</b>	<b>68-283</b>	<b>22-156</b>	<b>12-37</b>	<b>46</b>	<b>33</b>	<b>8-9</b>	<b>10</b>	<b>2 0</b>



## 2023 TEAM GAME HIGHS

### KENTUCKY TEAM GAME HIGHS

<b>RUSHES</b>	36	Florida (09/30/2023)
<b>YARDS RUSHING</b>	329	Florida (09/30/2023)
<b>YARDS PER RUSH</b>	9.1	Florida (09/30/2023)
<b>TD RUSHES</b>	3	Florida (09/30/2023)
	3	at Vanderbilt (09/23/2023)
<b>PASS ATTEMPTS</b>	39	Tennessee (10/28/2023)
<b>PASS COMPLETIONS</b>	28	Tennessee (10/28/2023)
<b>YARDS PASSING</b>	372	Tennessee (10/28/2023)
<b>YARDS PER PASS</b>	12.1	Akron (09/16/2023)
<b>TD PASSES</b>	4	Eastern Ky. (09/09/2023)
<b>TOTAL PLAYS</b>	63	Tennessee (10/28/2023)
<b>TOTAL OFFENSE</b>	450	Akron (09/16/2023)
<b>YARDS PER PLAY</b>	9.4	Akron (09/16/2023)
<b>POINTS</b>	45	at Vanderbilt (09/23/2023)
<b>SACKS BY</b>	9	vs Clemson (N) (12/29/2023)
<b>FIRST DOWNS</b>	24	Tennessee (10/28/2023)
<b>PENALTIES</b>	14	Missouri (10/14/2023)
<b>PENALTY YARDS</b>	122	Missouri (10/14/2023)
<b>TURNOVERS</b>	4	vs Clemson (N) (12/29/2023)
<b>PUNTS</b>	8	at Georgia (10/07/2023)
<b>PUNTING AVG</b>	48.5	Ball St. (09/02/2023)
<b>LONG PUNT</b>	56	Florida (09/30/2023)
<b>PUNTS INSIDE 20</b>	3	at Mississippi St. (11/04/2023)
	3	at Georgia (10/07/2023)
	3	Eastern Ky. (09/09/2023)
<b>LONG PUNT RETURN</b>	36	Eastern Ky. (09/09/2023)

### OPPONENT TEAM GAME HIGHS

<b>RUSHES</b>	47	Tennessee (10/28/2023)
<b>YARDS RUSHING</b>	254	Tennessee (10/28/2023)
<b>YARDS PER RUSH</b>	5.6	at Georgia (10/07/2023)
<b>TD RUSHES</b>	4	vs Clemson (N) (12/29/2023)
	4	Alabama (11/11/2023)
<b>PASS ATTEMPTS</b>	47	at Vanderbilt (09/23/2023)
<b>PASS COMPLETIONS</b>	33	at Georgia (10/07/2023)
<b>YARDS PASSING</b>	435	at Georgia (10/07/2023)
<b>YARDS PER PASS</b>	11.4	Alabama (11/11/2023)
<b>TD PASSES</b>	5	at Georgia (10/07/2023)
<b>TOTAL PLAYS</b>	80	vs Clemson (N) (12/29/2023)
<b>TOTAL OFFENSE</b>	608	at Georgia (10/07/2023)
<b>YARDS PER PLAY</b>	8.3	at Georgia (10/07/2023)
<b>POINTS</b>	51	at Georgia (10/07/2023)
<b>SACKS BY</b>	4	Missouri (10/14/2023)
<b>FIRST DOWNS</b>	34	at Georgia (10/07/2023)
<b>PENALTIES</b>	10	Florida (09/30/2023)
<b>PENALTY YARDS</b>	95	at South Carolina (11/18/2023)
<b>TURNOVERS</b>	3	at Louisville (11/25/2023)
	3	at Vanderbilt (09/23/2023)
<b>PUNTS</b>	8	at South Carolina (11/18/2023)
<b>PUNTING AVG</b>	53.8	Florida (09/30/2023)
<b>LONG PUNT</b>	62	at Vanderbilt (09/23/2023)
<b>PUNTS INSIDE 20</b>	5	at Vanderbilt (09/23/2023)
<b>LONG PUNT RETURN</b>	27	Alabama (11/11/2023)



## 2023 INDIVIDUAL GAME HIGHS

### KENTUCKY INDIVIDUAL GAME HIGHS

<b>RUSHES</b>	26	Ray Davis vs Florida (09/30/2023)
<b>YARDS RUSHING</b>	280	Ray Davis vs Florida (09/30/2023)
<b>TD RUSHES</b>	3	Ray Davis vs Florida (09/30/2023)
<b>LONG RUSH</b>	75	Ray Davis vs Florida (09/30/2023)
<b>PASS ATTEMPTS</b>	39	Devin Leary vs Tennessee (10/28/2023)
<b>PASS COMPLETIONS</b>	28	Devin Leary vs Tennessee (10/28/2023)
<b>YARDS PASSING</b>	372	Devin Leary vs Tennessee (10/28/2023)
<b>TD PASSES</b>	4	Devin Leary vs Eastern Ky. (09/09/2023)
<b>LONG PASS</b>	72	Devin Leary vs Clemson (N) (12/29/2023)
<b>RECEPTIONS</b>	7	Dane Key vs Tennessee (10/28/2023)
<b>YARDS RECEIVING</b>	136	Tayvion Robinson vs Eastern Ky. (09/09/2023)
<b>TD RECEPTIONS</b>	2	Ray Davis at Louisville (11/25/2023)
	2	Tayvion Robinson vs Eastern Ky. (09/09/2023)
<b>LONG RECEPTION</b>	72	Jordan Dingle vs Clemson (N) (12/29/2023)
<b>PUNTS</b>	8	Wilson Berry at Georgia (10/07/2023)
<b>PUNTING AVG</b>	51.7	Wilson Berry vs Eastern Ky. (09/09/2023)
<b>LONG PUNT</b>	56	Wilson Berry vs Florida (09/30/2023)
<b>PUNTS INSIDE 20</b>	3	Wilson Berry at Mississippi St. (11/04/2023)
	3	Wilson Berry at Georgia (10/07/2023)
	3	Wilson Berry vs Eastern Ky. (09/09/2023)
<b>LONG PUNT RETURN</b>	36	Barion Brown vs Eastern Ky. (09/09/2023)
<b>LONG KICKOFF RETURN</b>	100	Barion Brown vs Clemson (N) (12/29/2023)
	100	Barion Brown at Louisville (11/25/2023)
<b>TACKLES</b>	12	Ty Bryant vs Tennessee (10/28/2023)
	12	Trevin Wallace vs Ball St. (09/02/2023)
<b>SACKS</b>	2	J.J. Weaver vs Clemson (N) (12/29/2023)
	2	Octavious Oxendine vs Clemson (N) (12/29/2023)
	2	Deone Walker vs Clemson (N) (12/29/2023)
	2	Trevin Wallace vs Akron (09/16/2023)
<b>TACKLES FOR LOSS</b>	4	Deone Walker vs Missouri (10/14/2023)



## OPPONENT INDIVIDUAL GAME HIGHS

<b>RUSHES</b>	20	Cody Schrader vs Missouri (10/14/2023)
<b>YARDS RUSHING</b>	120	Jaylen Wright vs Tennessee (10/28/2023)
<b>TD RUSHES</b>	4	Phil Mafah vs Clemson (N) (12/29/2023)
<b>LONG RUSH</b>	52	Jaylen Wright vs Tennessee (10/28/2023)
<b>PASS ATTEMPTS</b>	41	Cade Klubnik vs Clemson (N) (12/29/2023)
<b>PASS COMPLETIONS</b>	30	Cade Klubnik vs Clemson (N) (12/29/2023)
<b>YARDS PASSING</b>	389	Carson Beck at Georgia (10/07/2023)
<b>TD PASSES</b>	4	Carson Beck at Georgia (10/07/2023)
<b>LONG PASS</b>	51	Ty Simpson vs Alabama (11/11/2023)
<b>RECEPTIONS</b>	9	Jake Briningstool vs Clemson (N) (12/29/2023)
<b>YARDS RECEIVING</b>	132	Brock Bowers at Georgia (10/07/2023)
<b>TD RECEPTIONS</b>	2	Xavier Legette at South Carolina (11/18/2023)
<b>LONG RECEPTION</b>	51	Jalen Hale vs Alabama (11/11/2023)
<b>FIELD GOALS</b>	4	Charles Campbell vs Tennessee (10/28/2023)
<b>LONG FIELD GOALS</b>	52	Jonathan Weitz vs Clemson (N) (12/29/2023)
<b>PUNTS</b>	8	Kai Kroeger at South Carolina (11/18/2023)
<b>PUNTING AVG</b>	53.8	Jeremy Crawshaw vs Florida (09/30/2023)
<b>LONG PUNT</b>	62	Matt Hayball at Vanderbilt (09/23/2023)
<b>PUNTS INSIDE 20</b>	5	Matt Hayball at Vanderbilt (09/23/2023)
<b>LONG PUNT RETURN</b>	27	Kool-Aid McKinstry vs Alabama (11/11/2023)
<b>LONG KICKOFF RETURN</b>	60	Will Shipley vs Clemson (N) (12/29/2023)
<b>TACKLES</b>	10	Franky West vs Eastern Ky. (09/09/2023)
	10	Logan Blake vs Eastern Ky. (09/09/2023)
<b>SACKS</b>	2	Jordan Strachan at South Carolina (11/18/2023)
	2	Darius Robinson vs Missouri (10/14/2023)
<b>TACKLES FOR LOSS</b>	2.5	Ben Perry at Louisville (11/25/2023)
	2.5	Jett Johnson at Mississippi St. (11/04/2023)
	2.5	Darius Robinson vs Missouri (10/14/2023)
<b>INTERCEPTIONS</b>	1	Barrett Carter vs Clemson (N) (12/29/2023)
	1	Shelton Lewis vs Clemson (N) (12/29/2023)
	1	Jarvis Brownlee at Louisville (11/25/2023)
	1	Nick Emmanwori at South Carolina (11/18/2023)
	1	Terrion Arnold vs Alabama (11/11/2023)
	1	Kris Abrams-Draine vs Missouri (10/14/2023)
	1	Marcus Clarke vs Missouri (10/14/2023)
	1	Jeffrey Ugochukwu at Vanderbilt (09/23/2023)
	1	John Howse IV at Vanderbilt (09/23/2023)
	1	Tyson Durant vs Akron (09/16/2023)
	1	Frank Lee vs Eastern Ky. (09/09/2023)
	1	Tyler Potts vs Ball St. (09/02/2023)

## 2023 GAME-BY-GAME STATS

Game	Score	First Downs	Time of Possession	Rushing (No-Yds)	Passing (Cmp-Att-Int-Yds)	Total Offense (Plays-Yds)	3rd Down Conversions	Turnovers
KENTUCKY	44	17	21:58	20-113	18-31-1	51-354	4-9	1
vs. Ball State	14	18	38:02	41-72	22-30-0	71-295	9-17	2
KENTUCKY	28	20	32:07	23-115	24-38-1	61-414	5-11	1
vs. Eastern Kentucky	17	15	27:53	19-92	19-29-1	56-311	6-12	2
KENTUCKY	35	18	25:13	22-135	16-26-1	48-450	5-8	3
vs. Akron	3	16	34:47	25-49	29-41-0	66-239	6-15	1
KENTUCKY	45	19	31:11	31-160	15-29-2	60-365	5-11	2
at Vanderbilt	28	20	28:49	27-97	20-47-3	74-328	6-16	3
KENTUCKY	33	22	28:46	36-329	9-19-0	55-398	1-8	0
vs. Florida	14	15	31:14	29-69	25-30-1	59-313	4-13	1
KENTUCKY	13	12	22:32	24-55	10-26-0	50-183	2-11	0
at Georgia	51	34	37:28	31-173	33-42-1	73-608	6-11	1
KENTUCKY	21	19	28:53	31-181	14-27-2	58-301	5-12	3
vs. Missouri	38	21	31:07	38-118	20-30-1	68-332	6-14	1
KENTUCKY	27	24	33:04	24-72	28-39-0	63-444	5-11	0
vs. Tennessee	33	24	26:56	47-254	17-20-0	67-481	5-12	0
KENTUCKY	24	14	30:38	29-110	15-25-0	54-271	4-12	0
at Mississippi State	3	15	29:22	31-73	17-35-1	66-218	6-17	1
KENTUCKY	21	11	27:54	24-95	17-31-1	55-253	3-11	2
vs. Alabama	49	23	32:06	39-159	16-25-1	64-444	7-11	2
KENTUCKY	14	17	28:21	27-122	17-34-1	61-293	6-13	3
at South Carolina	17	17	31:39	33-50	19-27-0	60-257	5-14	0
KENTUCKY	38	16	23:28	25-83	12-22-1	47-289	3-9	1
at Louisville	31	23	36:32	43-161	24-33-1	76-403	9-17	3
KENTUCKY	35	12	25:02	23-92	16-28-2	51-398	4-11	4
vs. Clemson	38	24	34:58	39-103	30-41-1	80-367	5-16	1
<b>Totals</b>	<b>378</b>	<b>221</b>	<b>359:07</b>	<b>339-1662</b>	<b>211-375-12</b>	<b>714-4413</b>	<b>52-137</b>	<b>20</b>
<b>Opponents</b>	<b>336</b>	<b>265</b>	<b>420:53</b>	<b>450-1470</b>	<b>291-430-11</b>	<b>880-4596</b>	<b>80-185</b>	<b>18</b>





## GAME-BY GAME RUSHING

(No-Yds-TD)	R. Davis	Jefferson	Leary	McClain	Sumo-Karbame
Ball State	14-112-2	-	2/-8-0	1-9-0	0-0-0
EKU	12-52-0	3-23-0	1/-12-0	5-18-0	0-0-0
Akron	7-72-1	1-12-0	3/-12-0	3-23-0	4-58-1
at Vanderbilt	17-78-2	0-0-0	3-12-0	6-64-1	2-4-0
vs. Florida	26-280-3	2-1-0	0-0-0	3-2-0	4-32-0
at Georgia	15-59-0	0-0-0	3/-28-0	4-21-0	2-3-0
vs. Missouri	20-128-0	-	8-3-1	0-0-0	1-28-0
vs. Tennessee	16-42-1	-	5-21-0	1-1-0	1-2-0
at Miss. State	21-80-0	5-6-0	2-2-0	0-0-0	0-0-0
vs. Alabama	12-26-2	2-73-0	5/-18-0	INJ	4-7-0
at So. Carolina	12-61-1	6-50-0	4-8-0	0-0-0	2-5-0
at Louisville	14-76-1	4-10-0	3/-23-0	0-0-0	0-0-0
vs. Clemson	13-63-1	4-9-0	3/-5-0	0-0-0	0-0-0

## GAME-BY GAME RECEIVING

(Rec-Yds-TD)	Bates	Brown	Cummings	Jo. Dingle	Sumo-Karbame	Key	McClain	Robinson	R. Davis	Kattus	Brown-Stephens
Ball State	1-30-0	3-39-0	0-0-0	0-0-0	2-18-0	5-96-1	1-10-0	3-38-0	3-10-0	0-0-0	0-0-0
EKU	0-0-0	6-51-1	0-0-0	1-16-0	1-6-0	4-42-0	2-6-0	6-136-2	3-36-1	0-0-0	1-6-0
Akron	0-0-0	2-19-0	0-0-0	4-89-0	0-0-0	0-0-0	0-0-0	5-86-1	3-97-1	2-24-1	0-0-0
at Vanderbilt	2-16-0	4-105-0	0-0-0	0-0-0	2-3-0	4-58-1	0-0-0	2-23-0	1/-6-0	INJ	1-6-0
vs. Florida	0-0-0	4-37-0	0-0-0	0-0-0	1/-2-0	0-0-0	0-0-0	3-25-0	1-9-1	0-0-0	0-0-0
at Georgia	0-0-0	4-37-0	0-0-0	0-0-0	1/-2-0	0-0-0	0-0-0	3-25-0	1-9-1	0-0-0	0-0-0
at Georgia	0-0-0	1-7-0	0-0-0	0-0-0	0-0-0	3-65-0	0-0-0	2-9-0	2-36-1	2-11-1	0-0-0
vs. Tennessee	0-0-0	1-7-0	0-0-0	0-0-0	0-0-0	3-65-0	0-0-0	2-9-0	2-36-1	2-11-1	0-0-0
at Miss. State	0-0-0	4-24-0	0-0-0	0-0-0	1-4-1	4-36-1	0-0-0	5-91-0	1-6-0	0-0-0	0-0-0
vs. Alabama	1-33-0	2-3-0	0-0-0	0-0-0	0-0-0	4-46-0	INJ	2-10-0	5-32-0	2-38-0	0-0-0
at So. Carolina	0-0-0	4-30-1	3-43-0	INJ	1-3-0	4-51-0	0-0-0	3-29-0	1-7-0	0-0-0	1-8-0
at Louisville	1-10-0	2-48-0	1-55-0	INJ	0-0-0	2-25-1	0-0-0	1-6-0	4-51-2	INJ	0-0-0
vs. Clemson	0-0-0	3-100-1	DNP	1-72-0	0-0-0	4-83-1	0-0-0	4-45-0	4-6-0	0-0-0	0-0-0



## GAME-BY-GAME PASSING

(Cmp-Att-Int-Yds-TD)	Leary	Sheron	D. Wade
Ball State	18-31-1-241-1	-	-
EKU	24-38-1-299-4	-	-
Akron	16-25-1-315-3	0-1-0-0-0	-
at Vanderbilt	15-29-2-205-1	-	-
vs. Florida	8-20-0-69-1	-	-
at Georgia	10-26-0-128-2	-	-
vs. Missouri	14-27-2-120-2	-	-
vs. Tennessee	29-39-0-372-2	-	-
at Miss. State	13-22-0-156-2	2-3-0-5-0	-
vs. Alabama	17-31-1-158-1	0-0-0-0-0	-
at So. Carolina	17-34-1-171-1	0-0-0-0-0	-
at Louisville	12-22-1-206-3	-	-
vs. Clemson	16-28-2-306-2	-	-

## GAME-BY-GAME PUNTING

(No-Yds-Avg-LG-In20)	Berry
Ball State	2-97-48.5-51-0
EKU	3-155-51.7-55-3
Akron	3-123-41.0-45-1
at Vanderbilt	5-204-40.8-48-1
vs. Florida	3-143-47.7-56-1
at Georgia	8-248-31.0-47-3
vs. Missouri	5-190-38.0-55-0
vs. Tennessee	1-36-36.0-36-0
at Miss. State	6-222-37.0-44-3
vs. Alabama	6-252-42.0-50-0
at So. Carolina	5-229-45.8-53-1
at Louisville	3-120-40.0-55-1
vs. Clemson	6-203-33.8-45-1

## GAME-BY-GAME FIELD GOALS

FG Made (Miss)	Raynor
Ball State	3 (0)
EKU	0 (0)
Akron	0 (0)
at Vanderbilt	1 (0)
vs. Florida	2 (0)
at Georgia	0 (0)
vs. Missouri	0 (0)
vs. Tennessee	2 (1s)
at Miss. State	1 (0)
vs. Alabama	0 (0)
at So. Carolina	0 (0)
at Louisville	1 (0)
vs. Clemson	0 (0)

**GAME-BY GAME DEFENSIVE LINE (Tackles-Tackles-For-Loss-Sacks)**

Game	Dinkins	Hayes	Oxentime	Silver	Rybka	Saunders	Walker	Henry-Young
Ball State	1-1-0	3-0-0	1-0-0	1-1-0	DNP	4-1.5-1.5	2-0-0	1-0-0
EKU	0-0-0	3-0.5-0	0-0-0	3-0-0	2-1-0	2-0-0	5-1-1	0-0-0
Akron	2-0-0	1-0-0	1-0-0	1-0-0	3-0-0	0-0-0	2-0-0	2-1-1
at Vanderbilt	0-0-0	0-0-0	6-0-0	0-0-0	0-0-0	1-0-0	3-0.5-0.5	2-0.5-0.5
vs. Florida	0-0-0	2-1-0	2-0-0	2-1-0	INJ	1-0-0	2-1-1	3-0-0
at Georgia	0-0-0	1-1-0	2-1-0	2-0-0	1-0-0	1-0-0	4-0-0	1-0-0
vs. Missouri	3-0-0	2-0.5-0	0-0-0	INJ	3-0.5-0	0-0-0	7-4-1	1-0.5-0
vs. Tennessee	0-0-0	3-0.5-0.5	4-0.5-0.5	2-0-0	2-0-0	0-0-0	3-1-1	0-0-0
at Miss. State	0-0-0	3-0-0	0-0-0	2-0-0	3-1-0.5	3-0-0	2-0-0	0-0-0
vs. Alabama	2-0-0	0-0-0	0-0-0	1-0-0	5-0.5-0	3-1-0	5-1-0	INJ
at So. Carolina	0-0-0	1-0-0	2-1-1	1-0-0	2-0-0	1-0-0	9-2-1	INJ
at Louisville	0-0-0	3-1-1	0-0-0	1-0-0	0-0-0	0-0-0	7-0-0	INJ
vs. Clemson	DNP	1-0-0	1-1-1	1-0-0	5-1-0	1-1-0	4-2-2	INJ

**GAME-BY GAME LINEBACKERS (Tackles-Tackles-For-Loss-Sacks-Pass Breakups)**

Game	D. Jackson	D. Rayner	Thrower	K. Wade	Wallace	Weaver	Matthews
Ball State	8-0-0-0	0-0-0-0	2-0-0-0	2-0-0-0	12-2-0.5-0	6-1-1-1	1-0-0-0
EKU	5-0.5-0-0	0-0-0-0	0-0-0-0	3-0-0-0	7-1-1-0	3-1-0-0	0-0-0-0
Akron	2-0-0-1	3-0-0-0	5-0-0-0	2-1-1-0	5-2-2-0	3-0-0-0	0-0-0-0
at Vanderbilt	4-0-0-INT	3-0-0-0	1-0-0-0	3-0-0-0	1-0-0-0	2-0-0-1	0-0-0-0
vs. Florida	5-1.5-1-1	2-1-0-0	1-0-0-0	6-0.5-0-0	2-0-0-INT	2-1-1-0	0-0-0-0
at Georgia	11-0-0-0	1-0-0-1	1-1-0-0	4-1-0-0	4-0-0-0	2-0-0-0	1-0-0-0
vs. Missouri	9-0-0-0	10-1-0-0	3-0-0-0	0-0-0-0	INJ	4-1.5-1-0	0-0-0-0
vs. Tennessee	11-2-0-0	3-0-0-0	1-0-0-0	4-1-0-0	11-0-0-0	3-0-0-0	0-0-0-0
at Miss. State	3-0.5-0-INT	3-1-0-0	INJ	4-0.5-0-0	9-1-1-0	2-1-1-0	0-0-0-0
vs. Alabama	3-0-0-0	2-0-0-0	INJ	2-0-0-0	3-0-0-0	2-0-0-0	3-0-0-0
at So. Carolina	9-1-0-1	1-0-0-0	0-0-0-0	3-0-0-0	4-1-0-0	2-0-0-0	0-0-0-0
at Louisville	11-1-0-1 (FF)	1-0-0-0	0-0-0-0	3-0-0-0	11-0-0-0	8-1-1 (2 FR+FF)	0-0-0-0
vs. Clemson	8-1.5-1-1	1-0-0-0	DNP	DNP	11-1-1-0	5-2-2-0	0-0-0-0





**GAME-BY GAME DEFENSIVE BACKS (Tackles-Pass Breakups-Int.)**

Game	Afari	Hardaway	Childress	Geiger	Hairston	Lovett	Phillips	T. Bryant
Ball State	8-1.5-0	2-0-0	1-0-0	1-0-0	8-0-0	7-0-0	5-0-0	0-0-0
EKU	1-0-0	0-0-0	4-0-0	3-0-0	4-0-1	5-0-0	7-0-0	0-0-0
Akron	1-0-0	1-2-0	3-0-0	2-0-0	7-0-0	2-0-0	2-1-0	2-0-0
at Vanderbilt	3-0-0	1-0-0	3-1-0	1-0-0	4-3-2 (2 TD)	0-0-0	5-1-0	0-0-0
vs. Florida	9-0-0	0-0-0	4-0-0	0-0-0	10-0-0	2-0-0	4-0-0	0-0-0
at Georgia	2-0-0	0-0-0	4-0-0	0-0-0	8-0-1	1-0-0	2-0-0	2-0-0
vs. Missouri	5-0-0	1-0-0	5-0-0	INJ	3-0-1	0-0-0	3-0-0	4-0-0
vs. Tennessee	0-0-0	3-0-0	8-0-0	0-0-0	2-0-0	INJ	8-0-0	12-0-0
at Miss. State	4-1-0	0-0-0	3-0-0	0-0-0	8-0-0	INJ	1-0-0	8-0-0
vs. Alabama	2-0-0	4-0-0	6-0-0	1-0-0	4-1-0	0-0-1	INJ	8-0-0
at So. Carolina	4-0-0	1-0-0	3-1-0	1-0-0	1-1-0	5-0-0	2-0-0	1-1-0
at Louisville	5-0-0	4-0-0	6-0-0	0-0-0	4-1-0	4-0-1	6-2-0	0-0-0
vs. Clemson	5-0-0	7-1-FF	8-1-0	DNP	4-0-0	4-0-1	3-1-0	3-0-0



## 2023 GAME-BY-GAME STARTERS

(Note: Returning players in bold)

### OFFENSIVE STARTERS

	TE/WR	LT	LG	C	RG	RT	WR	WR/TE	WR/TE	RB	QB
BALL STATE	Bates	M. Cox	Horsey	Burton	E. Cox	Flax	Brown	Key	T. Robinson	R. Davis	Leary
E. KENTUCKY	Kattus	M. Cox	Ray	Burton	E. Cox	Ford	Brown	Key	T. Robinson	R. Davis	Leary
AKRON	Jo. Dingle	M. Cox	Ray	Burton	E. Cox	Flax	Brown	Key	T. Robinson	R. Davis	Leary
at Vanderbilt	Bates	M. Cox	Ray	E. Cox	Burton	Flax	Brown	Key	T. Robinson	R. Davis	Leary
FLORIDA	Bates	M. Cox	Ray	E. Cox	Burton	Flax	Key	Jo. Dingle	T. Robinson	R. Davis	Leary
at Georgia	Bates	M. Cox	Ray	E. Cox	Burton	Flax	Brown	Key	Cummings	R. Davis	Leary
MISSOURI	Bates	M. Cox	Horsey	E. Cox	Ray	Flax	Brown	Key	T. Robinson	R. Davis	Leary
TENNESSEE	Bates	M. Cox	Ray	E. Cox	Burton	Flax	Brown	Key	Kattus	R. Davis	Leary
at Miss. State	Bates	M. Cox	Horsey	E. Cox	Burton	Flax	Brown	Key	Key	R. Davis	Leary
ALABAMA	Bates	M. Cox	Horsey	E. Cox	Burton	Flax	Brown	Key	T. Robinson	R. Davis	Leary
at South Carolina	Bates	M. Cox	Ray	E. Cox	Burton	Flax	Brown	Key	T. Robinson	R. Davis	Leary
at Louisville	Bates	M. Cox	Ray	E. Cox	Burton	Flax	Brown	Key	T. Robinson	R. Davis	Leary
vs. Clemson	Bates	M. Cox	Ray	E. Cox	Burton	Ford	Brown	Kattus	T. Robinson	R. Davis	Leary

### DEFENSIVE STARTERS

	DE	NG	DT	SIB/DT	WLB	MLB	NICK/LB	SS	FS	CB	QB
BALL STATE	Hairston	Silver	Walker	Oxendine	Weaver	Wallace	Jackson	Afari	Childress	Lovett	Phillips
E. KENTUCKY	Hairston	Silver	Walker	Oxendine	Weaver	Wallace	Jackson	Afari	Childress	Lovett	Phillips
AKRON	Hairston	Silver	Walker	Rybka	Weaver	Wallace	Jackson	Afari	Childress	Lovett	Phillips
at Vanderbilt	Hairston	Silver	Walker	Rybka	Weaver	Wallace	Jackson	Afari	Childress	Lovett	Phillips
FLORIDA	Hairston	Silver	Walker	Oxendine	Weaver	Wallace	Jackson	Afari	Childress	Lovett	Phillips
at Georgia	Hairston	Silver	Walker	Oxendine	Weaver	Wallace	Jackson	Afari	Childress	Lovett	Phillips
MISSOURI	Hairston	Oxendine	Walker	Hayes	Weaver	D. Rayner	Jackson	Afari	Childress	Lovett	Phillips
TENNESSEE	Hairston	Silver	Walker	Oxendine	Weaver	Wallace	Jackson	J. Robinson	Childress	Bryant	Phillips
at Miss. State	Hairston	Silver	Walker	Saunders	Weaver	Wallace	Jackson	Afari	Childress	Bryant	Phillips
ALABAMA	Hairston	Silver	Walker	Oxendine	Weaver	Wallace	Jackson	Afari	Childress	Bryant	Hardaway
at South Carolina	Hairston	Silver	Walker	Rybka	Weaver	Wallace	Jackson	Afari	Childress	Lovett	Phillips
at Louisville	Hairston	Silver	Walker	Rybka	Weaver	Wallace	Jackson	Afari	Childress	Lovett	Phillips
vs. Clemson	Hairston	Silver	Walker	Rybka	Weaver	Wallace	Jackson	Afari	Childress	Lovett	Phillips



## 2023 SCORING DRIVE ANALYSIS

## GAME-BY-GAME SCORING DRIVES

Game	Plays/Yards	Qtr./Clock	Res.	Scoring Play
BSU	5/51	1/13:17	FG	Raynor 41 yd FG
BSU	11/70	2/11:31	TD	R. Davis 2 yd rush
BSU	-	2/6:58	TD	Geiger 69 yd fumble return
BSU	4/2	2/1:08	FG	Raynor 46 yd FG
BSU	4/26	2/0:00	FG	Raynor 46 yd FG
BSU	7/89	3/6:43	TD	Key 5 yd pass from Leary
BSU	-	3/0:28	TD	B. Brown 99 yd kick return
BSU	6/66	4/0:06	TD	R. Davis 30 yd rush
EKU	1/24	2/0:42	TD	Robinson 24 yd pass from Leary
EKU	9/72	3/5:47	TD	Robinson 6 yd pass from Leary
EKU	4/85	3/1:47	TD	B. Brown 13 yd pass from Leary
EKU	6/65	4/8:08	TD	R. Davis 24 yd pass from Leary
AKRON	7/75	1/10:34	TD	Kattus 6 yd pass from Leary
AKRON	10/70	2/0:08	TD	Robinson 22 yd pass from Leary
AKRON	4/81	3/1:38	TD	R. Davis 58 yd pass from Leary
AKRON	3/73	4/13:47	TD	R. Davis 55 yd rush
AKRON	4/62	4/3:04	TD	Sumo-Karngbaye 4 yd rush
VU	7/82	1/9:51	TD	McClain 36 yd rush
VU	-	1/8:14	TD	Hairston 29 yd INT return
VU	5/69	1/1:56	TD	R. Davis 2 yd rush
VU	13/74	2/4:53	FG	Raynor 27 yd FG
VU	4/11	3/6:44	TD	R. Davis 1 yd rush
VU	9/88	4/10:35	TD	Key 22 yd pass from Leary
VU	-	4/4:15	TD	Hairston 54 yd INT return
FLA	12/81	1/7:13	FG	Raynor 24 yd FG
FLA	2/15	1/5:37	TD	R. Davis 9 yd pass from Leary
FLA	4/90	1/0:23	TD	R. Davis 75 yd rush (PAT blocked)
FLA	7/80	2/8:54	TD	R. Davis 3 yd rush
FLA	6/68	3/10:54	TD	R. Davis 2 yd rush
FLA	6/15	4/7:44	FG	Raynor 50 yd FG
UGA	10/75	2/6:44	TD	Kattus 4 yd pass from Leary
UGA	2/28	3/10:34	TD	R. Davis 26 yd pass from Leary (2-pt failed)
MIZZ	9/65	1/8:32	TD	R. Davis 7 yd pass from Leary
MIZZ	9/63	1/2:09	TD	Leary 13 yd rush
MIZZ	7/71	3/3:39	TD	Brown-Stephens 4 yd pass from Leary
TENN	10/65	2/14:51	FG	Raynor 28 yd FG
TENN	7/75	2/7:38	TD	B. Brown 11 yd pass from Leary
TENN	10/75	2/1:46	TD	R. Davis 7 yd rush
TENN	6/75	3/2:39	TD	Key 7 yd pass from Leary
TENN	9/65	4/4:24	FG	Raynor 28 yd FG
MSTATE	8/62	1/10:11	TD	Sumo-Karngbaye 4 yd pass from Leary
MSTATE	-	2/6:35	TD	D. Jackson 28 yd INT return
MSTATE	9/63	2/0:52	TD	Key 4 yd pass from Leary
MSTATE	12/72	3/5:51	FG	A. Raynor 32 yd FG
BAMA	6/32	1/1:30	TD	T. Robinson 6 yd pass from Leary
BAMA	10/75	3/10:53	TD	R. Davis 2 yd rush
BAMA	4/75	4/7:46	TD	R. Davis 1 yd Rudh
SCAR	12/75	2/10:52	TD	B. Brown 7 yd pass from Leary
SCAR	9/92	3/8:42	TD	R. Davis 31 yd rush
UL	9/52	2/8:07	TD	Key 9 yd pass from Leary
UL	-	3/5:38	TD	B. Brown 100 yd kick return
UL	2/75	3/1:49	TD	R. Davis 20 yd pass from Leary
UL	10/20	4/10:21	FG	A. Raynor 46 yd FG
UL	2/22	4/8:37	TD	R. Davis 20 yd pass from Leary
UL	4/75	4/1:02	TD	R. Davis 37 yd rush
CLEM	4/73	1/5:00	TD	B. Brown 22 yd rush
CLEM	4/75	2/7:44	TD	Key 5 yd pass from Leary
CLEM	-	3/14:56	TD	B/ Brown 100 yd kick return
CLEM	3/75	4/6:12	TD	B. Brown 60 yd pass from Leary
CLEM	3/75	4/2:39	TD	R. Davis 1 yd rush

**GAME OPENING DRIVES**

Game	KENTUCKY		OPPONENT	
	Res/Pts	Yds	Res/Pts	Yds
vs. Ball State	FG/3	51	Punt/0	9
vs. ECU	Punt	9	TD/7	30
vs. Akron	TD/7	75	Punt/0	-1
at Vanderbilt	TD/7	82	Punt/0	11
vs. Florida	FG/3	81	Punt/0	7
at Georgia	Punt/0	26	TD/7	75
vs. Missouri	TD/7	65	Punt/0	0
vs. Tennessee	Punt/0	9	TD/7	70
at Miss. State	TD/7	62	Punt/0	2
vs. Alabama	Punt/0	-5	TD/7	80
at So. Carolina	Punt/0	-1	TD/7	64
at Louisville	Punt/0	4	TD/7	70
vs. Clemson	Punt/0	24	FG/3	39
<b>Total/Avg</b>	<b>34/2.6</b>	<b>482/37.1</b>	<b>45/3.5</b>	<b>456/35.1</b>

**2ND HALF OPENING DRIVES**

Game	KENTUCKY		OPPONENT	
	Res/Pts	Yds	Res/Pts	Yds
vs. Ball State	TD/7	89	Punt/0	28
vs. ECU	TD/7	72	FG/3	71
vs. Akron	INT/0	4	Punt/0	18
at Vanderbilt	Punt/0	0	Punt/0	-1
vs. Florida	TD/7	68	TD/7	75
at Georgia	Punt/0	5	INT/0	11
vs. Missouri	Fumble/0	4	FG/3	17
vs. Tennessee	Downs/0	36	Punt/0	9
at Miss. State	Punt/0	8	Punt/0	20
vs. Alabama	TD/7	75	TD/7	65
at So. Carolina	TD/7	92	Punt/0	13
at Louisville	TD/7	75	TD/7	75
vs. Clemson	Punt/0	18	Punt/0	25
<b>Total/Avg</b>	<b>42/3.2</b>	<b>546/42.0</b>	<b>27/2.1</b>	<b>426/32.8</b>



## DRIVE ANALYSIS

Game	Total Drive	TD	FG	MFG	P	TO	4DN
vs. Ball State	9	3	3	0	2	1	0
vs. ECU	11	4	0	0	4	1	1
vs. Akron	10	5	0	0	3	2	0
at Vanderbilt	12	4	1	0	5	2	0
vs. Florida	10	4	2	0	3	0	0
at Georgia	11	2	0	0	8	0	0
vs. Missouri	12	3	0	0	5	3	1
vs. Tennessee	9	3	2	1	1	0	2
at Miss. State	10	2	1	0	6	0	1
vs. Alabama	12	3	0	0	6	2	1
at So. Carolina	11	2	0	0	5	3	1
at Louisville	10	4	1	0	3	1	0
vs. Clemson	13	4	0	0	5	4	0
<b>Totals</b>	<b>140</b>	<b>43</b>	<b>10</b>	<b>1</b>	<b>56</b>	<b>19</b>	<b>7</b>

## MISCELLANEOUS STATS

### TURNOVERS

Opponent	FORCED BY KENTUCKY					FORCED BY OPPONENT			
	Fum	Int	Tot	Margin	UK Pts Off	Fum	Int	Tot	Opp Pts Off
Ball State	2	0	2	+1	10	0	1	1	0
ECU	1	1	2	+1	0	0	1	1	0
Akron	1	0	1	-2	0	2	1	3	3
at Vanderbilt	0	3	3	+1	21	0	2	2	3
vs. Florida	0	1	1	+1	7	0	0	0	0
at Georgia	0	1	1	+1	7	0	0	0	0
vs. Missouri	0	1	1	-2	7	1	2	3	6
vs. Tennessee	0	0	0	0	0	0	0	0	0
at Miss. State	0	1	1	+1	7	0	0	0	0
vs. Alabama	1	1	2	0	7	1	1	2	7
at So. Carolina	0	0	0	-3	0	2	1	3	0
at Louisville	2	1	3	+2	10	0	1	1	7
vs. Clemson	0	1	1	-3	0	2	2	4	10
<b>TOTALS</b>	<b>7</b>	<b>11</b>	<b>18</b>	<b>-2</b>	<b>76</b>	<b>8</b>	<b>12</b>	<b>20</b>	<b>36</b>

**KENTUCKY BIG PLAYS**

Opponent	RUSHING					PASSING				SPECIAL TEAMS	
	15+	20+	30+	40+	50+	20+	30+	40+	50+	Block	Return for TD
Ball State	0	0	0	0	0	3	3	2	0	1	1
EKU	2	1	0	0	0	5	1	1	1	0	0
Akron	2	2	2	2	1	7	3	2	2	0	0
at Vanderbilt	5	3	2	0	0	3	2	1	1	0	0
vs. Florida	7	5	3	1	1	0	0	0	0	0	0
at Georgia	0	0	0	0	0	2	1	0	0	0	0
vs. Missouri	4	2	0	0	0	2	1	0	0	1	0
vs. Tennessee	0	0	0	0	0	5	2	0	0	0	0
at Miss. State	1	1	0	0	0	2	1	0	0	0	0
vs. Alabama	1	1	1	1	1	3	1	0	0	0	0
at So. Carolina	3	2	1	0	0	1	0	0	0	0	0
at Louisville	2	1	1	0	0	5	1	1	1	0	1
vs. Clemson	2	2	1	1	0	5	3	3	3	0	0
<b>TOTALS</b>	<b>29</b>	<b>20</b>	<b>11</b>	<b>5</b>	<b>3</b>	<b>43</b>	<b>19</b>	<b>10</b>	<b>8</b>	<b>2</b>	<b>2</b>

**OPPONENT BIG PLAYS**

Opponent	RUSHING					PASSING				SPECIAL TEAMS	
	15+	20+	30+	40+	50+	20+	30+	40+	50+	Block	Return for TD
Ball State	0	0	0	0	0	3	3	2	0	1	1
EKU	1	1	0	0	0	3	2	1	0	1	0
Akron	0	0	0	0	0	2	0	0	0	0	0
at Vanderbilt	0	0	0	0	0	4	1	0	0	0	0
vs. Florida	1	0	0	0	0	3	2	0	0	1 (PAT)	0
at Georgia	2	0	0	0	0	8	3	2	0	0	0
vs. Missouri	2	1	0	0	0	2	1	0	0	0	0
vs. Tennessee	4	2	1	1	1	2	2	1	0	0	0
at Miss. State	1	0	0	0	0	1	1	0	0	0	0
vs. Alabama	2	0	0	0	0	7	3	1	0	0	0
at So. Carolina	0	0	0	0	0	2	0	0	0	0	0
at Louisville	1	0	0	0	0	3	0	0	0	0	0
vs. Clemson	3	1	0	0	0	2	0	0	0	0	0
<b>TOTALS</b>	<b>17</b>	<b>5</b>	<b>1</b>	<b>1</b>	<b>1</b>	<b>42</b>	<b>18</b>	<b>7</b>	<b>0</b>	<b>3</b>	<b>1</b>



## EXPLOSIVE PLAYS

### RUNS 15+

**Ray Davis**

26 yards  
 23 yards  
 30 yards\*  
 55 yards\*  
 38 yards  
 19 yards  
 22 yards  
 75 yards\*  
 16 yards  
 33 yards  
 31 yards  
 15 yards  
 31 yards\*  
 15 yards  
 37 yards\*  
 43 yards  
 16 rush, 509 yards, 31.8 avg., 4 TD

**Barion Brown**

26 yards  
 17 yards  
 22 yards  
 22 yards\*  
 4 rush, 87 yards, 21.8 avg., 1 TD

**JuTahn McClain**

15 yards  
 36 yards\*  
 16 yards  
 3 rush, 67 yards, 22.3 avg., 1 TD

**Ramon Jefferson**

16 yards  
 74 yards  
 21 yards  
 15 yards  
 4 rush, 126 yards, 31.5 avg., 0 TD

**Demi Sumo-Karngbaye**

42 yards  
 16 yards  
 28 yards  
 28 yards  
 4 rush, 114 yards, 28.5 avg., 0 TD

**Devin Leary**

22 yards  
 20 yards  
 2 rush, 42 yards, 21.0 avg., 0 TD

**Total: 31 rush, 829 yards, 26.7 avg., 6 TD**

### RECEIVING 20+

**Dane Key**

44 yards  
 27 yards  
 22 yards\*  
 36 yards  
 21 yards

34 yards  
 21 yards  
 25 yards  
 58 yards  
 9 rec., 288 yards, 32.0 avg., 1 TD

**Barion Brown**

26 yards  
 20 yards  
 55 yards  
 37 yards  
 32 yards  
 25 yards  
 23 yards  
 27 yards  
 60 yards\*  
 8 rec., 305 yards, 38.1 avg., 1 TD

**Brenden Bates**

30 yards  
 33 yards  
 2 rec., 63 yards, 31.5 avg. 0 TD

**Tayvion Robinson**

24 yards\*  
 25 yards  
 56 yards  
 28 yards  
 22 yards\*  
 24 yards  
 37 yards  
 28 yards  
 24 yards  
 9 rec., 268 yards, 29.8 avg. 2 TD

**Ray Davis**

24 yards\*  
 58 yards\*  
 26 yards\*  
 20 yards\*  
 20 yards\*  
 5 rec., 148 yards, 29.7 avg. 5 TD

**Jordan Dingle**

59 yards  
 25 yards  
 31 yards  
 22 yards  
 72 yards  
 5 rec., 209 yards, 41.8 avg., 0 TD

**Anthony Brown-Stephens**

20 yards  
 1 rec., 20 yards, 20.0 avg., 0 TD

**Josh Kattus**

28 yards  
 1 rec., 28 yards, 28.0 avg., 0 TD

**Izayah Cummings**

20 yards  
 55 yards  
 2 rec., 77 yards, 38.5 avg., 0 TD

**Total: 43 rec. for 1415 yards, 32.9 avg., 9 TD**

**KICK RETURNS 30+****Barion Brown**

99 yards\*  
 32 yards  
 30 yards  
 33 yards  
 100 yards\*  
 100 yards\*  
 6 returns, 394 yards, 65.7 avg., 3 TD

**Demi Sumo-Karngbaye**

33 yards  
 1 return, 33 yards, 33.0 avg., 0 TD

**Total: 7 returns for 427 yards, 61.0 avg, 3 TD****PUNT RETURNS 20+****Barion Brown**

36 yards  
 1 return for 36 yards, 36.0, 0 TD

**Total: 1 return for 36 yards, 36.0 avg, 0 TD****DEFENSIVE RETURNS 20+**

Jalen Geiger - 69 yards (fumble)\*  
 Maxwell Hairston - 29 yards (INT)\*  
 Dru Phillips - 49 yards (INT by D. Jackson, lateral)  
 Maxwell Hairston - 54 yards (INT)\*  
 Trevin Wallace - 21 yards (INT)  
 Maxwell Hairston - 48 yards (INT)  
 D'Eryk Jackson - 28 yards (INT)\*  
**Total: 7 returns for 299 yards, 42.7 avg., 4 TD**

**UK LONG PLAYS (20+) BY THE NUMBERS**

20+ Plays By Yards	No.	TD
100+	2	2
90-99	1	1
80-89	0	0
70-79	3	1
60-69	2	2
50-59	8	3
40-49	4	0
30-39	22	4
20-29	34	10
<b>TOTAL</b>	<b>84</b>	<b>23</b>

20+ Plays By Type	No.	TD
Rushing	25	7
Passing	44	9
Punt returns	1	0
Kick returns (30+)	7	3
Interceptions	6	3
Fumble returns	1	1
<b>TOTAL</b>	<b>84</b>	<b>23</b>

**OPPONENT BIG PLAYS**

Total:	
Run (15+)	16 for 466 yds
Receiving (20+)	43 for 1271 yds
Kick Returns (30+)	5 for 212 yds
Punt Returns (20+)	1 for 27 yds
Defensive Returns (20+)	0 for 0 yds
<b>TOTAL: 65 for 1,976 yards (30.4 avg.)</b>	

**GAME-BY-GAME TD DRIVES**

Yds	TD	Drive	Poss. Time	TDs	Plays
0-9			00:00-00:59	14	7
10-19	2	2	01:00-01:59	9	4
20-29	3	3	02:00-02:59	32	9
30-39	1	1	03:00-03:59	60	9
40-49			04:00-04:59	86	10
50-59	1	1	05:00-05:59	19	3
60-69	9	9	06:00-06:59	1	1
70-79	19	19	07:00-07:59		
80-89	6	6	08:00-08:59		
90-99	2	2	09:00-09:59		
<b>Total</b>	<b>26</b>	<b>26</b>	10:00-10:59		
			11:00-11:59		
			12:00-12:59		
			13:00-13:59		
			14:00-14:59		
			15:00 - +		





## KENTUCKY FOOTBALL HISTORY

From UK's first All-American, Clyde Johnson, to its most recent, Darian Kinnard, Wan'Dale Robinson and Josh Paschal; from Professor A.M. Miller to Coach Mark Stoops; from old Stoll Field to Commonwealth Stadium to Kroger Field; from the Southern Intercollegiate Athletic Association to the Southeastern Conference; and with all the ensuing changes, Kentucky football holds a unique and storied tradition that began in 1881.

UK football holds a captivating list of firsts: UK was the first Southeastern Conference team to introduce football, which it did in 1881; UK played the first night game in SEC history in 1929; UK played in the first and only Great Lakes Bowl in 1947, defeating Villanova, 24-14; Kentucky tackle Bob Gain was awarded the 1950 Outland Trophy, making him the first player from the SEC to claim the honor; Josh Hines-Allen was the first UK player to win the National Defensive Player of the Year when he received the Bednarik Award, the Nagurski Award and the Lott Trophy in 2018; the Wildcats' Nat Northington was the first African-American player to sign with a Southeastern Conference institution and the first to play in a league contest – vs. Ole Miss in 1967, and in 1969 Wilbur Hackett became the first African-American captain for any SEC team. Then, in 1989, UK became the first SEC school to win the coveted College Football Association Academic Achievement Award for highest graduation rate.

In 133 seasons, Kentucky has participated in 1,344 contests. UK football has won one national championship, two Southeastern Conference championships and appeared in 23 bowls.

UK football has had 18 National Football League first-round draft choices, one Bednarik Trophy winner, one Nagurski Trophy winner, one Lott Trophy winner, one Outland Trophy winner, one Hornung Award winner, one Ray Guy Award winner, one Wuerffel Trophy winner, 30 first-team All-Americans (selected 35 times), 24 Academic All-Americans (selected 29 times), 92 first-team All-SEC players (selected 120 times), 847 Academic All-SEC selections, one CSC Academic All-America Team Member of the Year and one SEC Defensive Player of the Year.

Kentucky football got its start on Nov. 12, 1881. Kentucky, known in those days as A&M College, Kentucky State College and/or State University of Kentucky, defeated Kentucky University by the clumsy score of 7 1/4 to 1. The game of football resembled more of a rugby form and the scoring procedure is still unclear. Though football came to Kentucky in 1881, it quickly vanished after the

three-game season. UK finished 1-2 in the inaugural campaign, but the lid was shut on UK football for the next nine seasons.

Football returned to the University of Kentucky in 1891, when UK defeated Georgetown College, 8-2, on April 10, 1891. The sport would not again be interrupted until the 1943 season because of World War II.

The first known head football coach at Kentucky was Professor A.M. Miller, who the students asked to coach despite his admitted limited knowledge of the game. Miller began the 1892 season, then graciously stepped aside later in the year for John A. Thompson, who had more experience with the sport.

Some successful years in the early 1900s dot the UK record book. Kentucky finished 7-1 in 1903 under Coach C.A. Wright; 9-1 in 1904 under Coach F.E. Schact; 9-1-1 in 1907 with Coach J. White Guyn, and 9-1 in 1909 under E.R. Sweetland.

The greatest UK team of that era was the 1898 squad, known simply to Kentuckians as "The Immortals." To this day, the Immortals remain the only undefeated, untied, and unscored upon team in UK football history. The Immortals were coached by W.R. Bass and ended the year a perfect 7-0-0, despite an average weight of 147 pounds per player. Victories came easily for this squad, as the Immortals raced by Kentucky University (18-0), Georgetown (28-0), Company H of the 8th Massachusetts (59-0), Louisville Athletic Club (16-0), Centre (6-0), 160th Indiana (17-0) and Newcastle Athletic Club (36-0).

Besides Bass, two of the most successful coaches in the early stages of UK football were E.R. Sweetland and Harry Gamage. Sweetland compiled a 23-5 mark in three seasons (1909-10, 12). His best year was 9-1 in '09. Gamage took the reins of the UK program in 1927 and remained until following the 1933 campaign. In between, Gamage led the Wildcats to a combined 32-25-5 record. His best season was 6-1-1 in '29.

One of Gamage's brightest moments came during the 1930 season. During the 57-0 blanking of Maryville, UK running back Shipwreck Kelly rushed for a school-record 280 yards in leading the Cats.

More than a decade after Gamage had left UK, a young man by the name of Paul "Bear" Bryant arrived on the scene at Lexington in 1946. Bryant quickly grabbed the UK program by the collar and turned the Cats into a national power.

Bryant took UK to eight consecutive winning seasons (1946-53) and helped the Wildcats claim

their first national championship and Southeastern Conference championship in 1950. He also sent UK squads to four bowl games which included the 1947 Great Lakes Bowl, 1950 Orange Bowl, 1951 Sugar Bowl, and the 1952 Cotton Bowl.

The biggest win in UK football history came under Bryant. After leading Kentucky to its first SEC title and a 10-1 regular-season record, UK found itself matched with defending national champion Oklahoma in the 1951 Sugar Bowl. The Wildcats scored early and held off the Sooners, 13-7, breaking Oklahoma's 31-game winning streak which is currently the ninth-longest in NCAA Division I history.

In the 1990s, research by Jeff Sagarin, who compiled the Sagarin Computer Ratings for USA Today, indicated that UK is the national champion for the 1950 season under that ranking system.

Also under Bryant, tackle Bob Gain became the first UK and SEC player to win the Outland Trophy in 1950. Other standouts in the Bryant era included George Blanda, All-American Babe Parilli, and eventual UK coach Jerry Claiborne.

Bryant left Kentucky following the 1953 season. He compiled an impressive 60-23-5 record in eight years. Bryant's 60 victories were the most by a UK football coach until Mark Stoops eclipsed it in 2022.

Blanton Collier had the task of following in Bryant's footsteps. He stayed eight years at UK as well, etching a 41-36-3 record from 1954 to 1961. Kentuckians best remember Collier for his 5-2-1 record against arch-rival Tennessee. He coached All-Americans Lou Michaels (1957-58) and Howard Schnellenberger (1955) at UK.

Charlie Bradshaw became the head mentor at UK in time for the 1962 season. Bradshaw, a UK graduate who lettered four years (1946-49), managed only a 25-41-4 record in seven seasons. One highlight of his term at UK came in 1964, a 27-21 upset of No. 1-ranked Ole Miss in Jackson, Miss.

John Ray entered the scene in 1969 as head coach. In four years, Ray was 10-33. His biggest win came during his first year as Kentucky again victimized Ole Miss and Archie Manning. The Cats upset the Rebels, 10-9, in Lexington.

The Fran Curci era began in 1973, the same year Kentucky moved from ancient Stoll Field/McLean Stadium to spacious Commonwealth Stadium. Though Curci had only one winning campaign during his first three years, things got interesting beginning with the 1976 season. UK ended the '76 year with an 8-3 record and its second SEC championship.

UK helped secure its second league title on the strength of a 62-yard touchdown pass from Derrick

Ramsey to Greg Woods to beat Tennessee, 7-0, at Knoxville, Tenn. The victory clinched a berth in the Peach Bowl against North Carolina, UK's first postseason appearance in 25 years. Before a UK contingent estimated at 25,000, the Cats blanked the Tar Heels, 21-0.

The following year, Kentucky went on NCAA probation. Despite an early season loss at Baylor, the Wildcats rolled to an impressive 10-1 record doing it the hard way. Kentucky defeated Penn State (24-20) in University Park, Pa., defeated LSU (33-13) in Baton Rouge, La., blanked Georgia (33-0) in Athens, Ga., and beat Florida (14-7) in Gainesville, Fla.

In the Curci era, players like Sonny Collins (UK career leader with 3,835 yards rushing), All-Americans Warren Bryant and Art Still and multi-talented Derrick Ramsey, wore the blue and white. In all, Curci worked nine years, the longest term of any UK head coach.

Jerry Claiborne answered the call of his alma mater in December of 1981 and was named the school's 31st head football coach. Claiborne had played at UK from 1946-49 and was an assistant coach under Bryant at UK in 1952-53.

After an 0-10-1 mark in Claiborne's first season, his 1983 squad tied for the nation's most improved program with a regular-season record of 6-4-1 and a berth in the Hall of Fame Bowl.

Kentucky improved in 1984, finishing with a 9-3 record which included a thrilling 20-19 win over Wisconsin in the '84 Hall of Fame Bowl.

Claiborne won 41 games during his eight seasons with the Wildcats. Claiborne and Bryant are the only two UK coaches to win at least five games in seven consecutive seasons.

During Claiborne's tenure, UK captured the 1989 CFA Academic Achievement Award. UK led the SEC in SEC Academic Honor Roll selections (68) during the Claiborne era, including a then-league record of 17 players named to the 1989 honor roll.

Individually, quarterback Bill Ransdell played under Claiborne and left as UK's all-time leader in passing and total offense. Mark Higgs departed as the school's second-leading rusher and tackle Oliver Barnett set a UK record with 26 quarterback sacks.

After Claiborne's retirement, Bill Curry took over as head coach in 1990. The highlight of Curry's term came in 1993 as the Wildcats played in the Peach Bowl.

In 1994, the Wildcats faced intrastate rival Louisville for the first time in 70 years and defeated the Cardinals 20-14 in front of a then-record 59,162 fans in Commonwealth Stadium.

The 1995 season was highlighted by tailback Moe Williams, who rushed for 1,600 yards, broke



three SEC records, and broke or tied 15 school records. Williams had 429 all-purpose yards in a win at South Carolina, the second-highest single-game total in NCAA history.

The arrival of Coach Hal Mumme in 1997 unleashed a lightning bolt of enthusiasm for Kentucky football. Mumme's dynamic "Air Raid" offense put UK among the national leaders in passing yardage and total offense and the '97 team broke or tied 51 school records and 15 Southeastern Conference records.

UK returned to the bowl scene in 1998 when the Wildcats won seven games. Quarterback Tim Couch was a first-team All-American, SEC Player of the Year, and a finalist for the Heisman Trophy while rewriting NCAA, SEC, and UK record books. Wide receiver Craig Yeast became the leading pass catcher in SEC history. The Wildcats capped their season by playing Penn State in the Outback Bowl, the school's first New Year's Day bowl game in 47 years.

Following the Outback Bowl season, Commonwealth Stadium was expanded. UK enclosed both end zones and added personal suites in time for the 1999 season, boosting seating capacity to 67,606. The Wildcats celebrated the stadium expansion with another bowl season. All-America tight end James Whalen helped lead UK to the 1999 HomePoint.com Music City Bowl, marking the school's first back-to-back bowl appearances since 1983-84.

Guy Morriss coached the Wildcats in 2001-02. He guided UK to seven wins in '02, but the Wildcats could not go to a bowl game because of NCAA probation. Derek Abney returned six kicks for touchdowns, more than any player in one season in NCAA history, and was named first-team All-America along with punter Glenn Pakulak. Pakulak emerged as the best punter in school history and won the Mosi Tatupu Award as National Special Teams Player of the Year.

Inheriting a roster weakened by probation was the major obstacle for Rich Brooks when he took over as head coach in 2003. Brooks' rebuilding efforts began bearing fruit in 2006. The Wildcats had their best season in 22 years by winning eight games, including a 28-20 upset of highly favored Clemson in the Gaylord Hotels Music City Bowl.

Led by quarterback Andre' Woodson, tailback Rafael Little, wide receiver Keenan Burton, tight end Jacob Tamme and linebacker Wesley Woodyard, the 2007 season contained some of the most exciting moments in school history.

UK notched its first win over a Top-10 opponent in 30 years with a dramatic comeback victory over No. 9 Louisville. UK reached the Top-10

rankings for the first time since 1977 and the popular "ESPN GameDay" crew made its first visit to campus. UK also knocked off No. 1-ranked LSU -- the eventual national champion -- with a 43-37 triple-overtime thriller. The campaign was capped with another Music City Bowl win, this time over traditional power Florida State.

UK capped the 2008 season with a win over East Carolina in the AutoZone Liberty Bowl, the first time in school history that UK won bowl games in three consecutive seasons.

Brooks retired following the 2009 season, handing the reins to former Wildcat player and long-time assistant coach Joker Phillips. Sparked by All-America receiver Randall Cobb, Phillips became the first head coach in UK history to take the Wildcats to a bowl game in his first season, completing a school-record streak of five-straight postseason appearances. Another highlight of Phillips' term was ending the 26-year losing streak vs. Tennessee with a 10-7 win over the Volunteers in 2011.

A new era began in 2013 with the hiring of Mark Stoops as head coach. Stoops made steady progress, tying or improving the team's record for six straight seasons. The Wildcats returned to the postseason scene at the 2016 TaxSlayer Bowl, followed by a trip to the 2017 Music City Bowl.

Stoops' building culminated in 2018 with a 10-3 record, UK's best season in 41 years and only the third 10-win season in school history. UK's 5-3 SEC record also was the team's first winning league mark since 1977. Highlights included ending a 31-game losing streak vs. Florida with a 27-16 win in The Swamp; a miraculous comeback win at Missouri; a 56-10 win at Louisville that is the largest margin of victory in the Governor's Cup series; and the season was topped by a 27-24 win over No. 12 Penn State in the VRBO Citrus Bowl.

A rock-ribbed defense was led by linebacker Josh Hines-Allen, who broke the single-season and school records for quarterback sacks en route to winning the Bednarik Award, Nagurski Award and Lott Trophy as the National Defensive Player of the Year. He was UK's first unanimous first-team All-American since Art Still in 1977. Running back Benny Snell had three straight 1,000-yard seasons, breaking UK career records with 3,873 rushing yards and 48 touchdowns. He was a second-team All-American. Helping pave the way for Snell's exploits was guard Jervontius "Bunchy" Stallings, who received first-team All-America accolades.

With massive personnel losses on defense, and the quarterback corps wiped out by injuries, the 2019 Wildcats overcame adversity to become one of the feel-good stories of college football. Wide receiver/kick returner Lynn Bowden Jr. took over



at QB, leading the Cats to a 6-2 record down the stretch, including a dramatic, come-from-behind Belk Bowl win over Virginia Tech. Bowden was named the winner of the Paul Hornung Award as the Most Versatile Player in College Football and Max Duffy claimed the Ray Guy Award as top punter in the land.

Despite the distractions of the Covid-19 pandemic, Kentucky made its fifth-consecutive postseason appearance in 2020 and notched its third-straight bowl win by knocking off North Carolina State in the TaxSlayer Gator Bowl -- making Mark Stoops the first coach in school history to take UK to five-straight bowl games.

Another 10-win season came in 2021, just the fourth in UK history and second under Stoops. Highlights featured the first home win over Florida since 1986, a third-straight Governor's Cup triumph over Louisville and a dramatic come-from-behind over Iowa in the Vrbo Citrus Bowl. The Wildcats had three All-Americans, offensive tackle Darian Kinnard; defensive end and big-play machine Josh Paschal; and record-setting wide receiver Wan' Dale Robinson.

Stoops kept the momentum going in 2022 and 2023 by posting seven wins each season and extending the school-record bowl streak to eight consecutive postseason appearances. Highlighting the '22 campaign was a 26-16 win at No. 12/19 Florida, giving Stoops his school-record 61st career victory and marking the first back-to-back defeats of the Gators since 1976-77.

Under Stoops, Wildcats also have been recognized for their all-around excellence. Linebacker Courtney Love won the 2017 Danny Wuerffel Trophy and tight end C.J. Conrad the 2018 Pop Warner Award, both emblematic of exemplary community service and excellence on the field and in the classroom. Kentucky has had 17 players selected for the Allstate AFCA Good Work Team, third-most of any school, with Kenneth Horsey the most recent selection in 2021. Josh Paschal, who overcame cancer to become a leader on the team, in the community and in the classroom, received the 2021 Jason Witten Collegiate Man of the Year award.

Another milestone of the Stoops era was the 2015 re-imagining of Commonwealth Stadium, a renovation that cost \$126 million and made the place more fan-friendly with wider concourses, more restrooms and concessions areas, bench-back seats throughout most of the stadium and new premium spaces and suites. The venue was renamed Kroger Field in 2017 and the playing surface is named C.M. Newton Grounds in honor of the former director of athletics.



## WILDCAT TRADITIONS & LEGENDS

Below is a closer look at some of the traditions and history which has molded the past 133 seasons of Kentucky football. Some of the anecdotes were derived from the book, "The Wildcats," which was written by former UK Sports Information Director Russell Rice.

### 1A And 1B

During the course of his legendary career, Coach Paul "Bear" Bryant was known as an innovator of introducing changes in the game of football. One change Bryant introduced during his tenure at Kentucky was the use of a unique number system to identify twins Harry and Larry Jones, who both lettered three years (1950-52) with the Wildcats. Harry wore 1A and Larry wore 1B. Harry led the Wildcats in all-purpose yardage in 1951 with 964 while Larry led UK in kickoff returns (21.1 avg) in 1952.

### Blue and White

The University of Kentucky adopted blue and white as its official colors in 1892. Originally, UK students had decided on blue and yellow prior to the Kentucky-Centre football game on Dec. 19, 1891. The shade of blue came about when a student asked the question, "What color blue?" Richard C. Stoll, who lettered on the 1893-94 football teams, pulled off his necktie and held it up. The students adopted that particular shade of blue in Stoll's necktie. A year later, UK students dropped yellow for white.

### Rich Brooks

Rich Brooks coached the Wildcats from 2003-09 and became the first coach in school history to go to four-straight bowl games. After enduring three years of rebuilding caused by an NCAA probation, Brooks guided UK to postseason play from 2006-09, winning a school-record three straight bowls following the 2006, '07 and '08 seasons. In 2023, the new playing surface in the Nutter Field House was named the "Rich and Karen Brooks Field" in honor of the coach and his wife.

### Paul "Bear" Bryant

Paul Bryant, one of the greatest coaches in college football history, spent eight years at UK (1946-53) and produced a 60-23-5 (.710 pct.) record. He led the Wildcats to four bowl games and their first Southeastern Conference title in 1950. He coached such UK stars as George Blanda, Jerry Claiborne, Bob Gain, Babe Parilli, Doug Moseley, Wilbur Jamerson and Steve Meilinger.

### UK Cheerleaders 24-Time National Champions

The Kentucky cheerleading squad won an unprecedented 24th national cheerleading championship in 2019 at the competition sponsored by the Universal Cheerleaders Association. The cheerleaders have won the UCA national title in 1985, 1987, 1988, 1992, 1995-2002, 2004-06, 2008-10, 2012, 2014, and 2016-19. They have been the runners-up on seven occasions and they finished third in 2020 and 2021. Ryan Martin O'Connor was named the head coach in June of 2020. A total of 45 students comprise the Blue and White squads.

### Jerry Claiborne

After lettering three years (1946-49) as a player and serving two seasons (1952-53) as an assistant coach at Kentucky, Jerry Claiborne returned to his alma mater in 1982 as UK's 31st head football coach. Claiborne stepped down after 28 years as a collegiate head coach in 1989. He led the Wildcats to two bowls and four non-losing seasons. During his era, Kentucky placed more players (68) on the SEC Academic Honor Roll than any league school, including a then-record 17 in 1989. Claiborne also led UK to a national academic title by capturing the 1989 CFA Academic Achievement Award. His eight-year UK record was 41-46-3. Overall, Claiborne finished 21st among Division I coaches with 179 career victories and 179-122-8 in all games. He was inducted into the College Football Hall of Fame in Aug. 2000.

### CFA Academic Achievement Award

The University of Kentucky became the first Southeastern Conference institution to win the College Football Association Academic Achievement Award after claiming the prestigious honor in 1989. The Academic Achievement Award is given to the CFA institution with the highest graduation rate of its football program based on a five-year period. UK had graduated 90 percent (18 of 20) of its incoming freshman signee class of 1983, thus earning the honor in May, 1989. A year earlier (1988), UK finished second with a graduation rate of 90.5 percent. Kentucky earned honorable mention honors in 1988, '91, '93, '94 and 2010, for having graduated better than 70 percent of its incoming freshman class.

### Blanton Collier And The Staff

Blanton Collier had the challenge of following Paul Bryant as head football coach at the University of Kentucky. But, Collier posted a fine 41-36-3

record in eight seasons at UK. Kentuckians best remember Collier for his record against arch-rival Tennessee which stood at 5 wins, 2 losses, and 1 tie. Standouts such as Howard Schnellenberger, Lou Michaels, Tom Hutchinson, Bobby Cravens, Calvin Bird and Irv Goode played under Collier. One fascinating item in Collier's tenure was the football coaching staff he assembled in 1959. The 1959 UK staff included Collier, Ed Rutledge, Howard Schnellenberger, Ermal Allen, Don Shula, John North, Bob Cummings and Bill Arnsparger.

**Fran Curci**

The Fran Curci era (1973-81) was one of ups and downs at the University of Kentucky. Curci remained at UK for nine seasons, the longest tenure of any UK football coach, and posted a 47-51-2 record. The ups consisted of sharing the 1976 Southeastern Conference title with Georgia, a 21-0 blanking of North Carolina in the '76 Peach Bowl, and a 1977 squad which boasted a 10-1 record and No. 5 national ranking. The down was probation which forced the '77 squad to miss a certain bowl invitation.

**DiGiuro Scholarship**

The Trent DiGiuro Memorial Scholarship was established in the autumn of 1994 in honor of the Wildcat offensive guard who died in July of that year. The scholarship is awarded each year to a walk-on football player who has completed his eligibility, maintained a cumulative grade point average of at least 2.5, and has exemplified the dedication, determination, hard work and leadership typified by Trent DiGiuro. If there is no suitable walk-on candidate that year, the scholarship will go to a team manager or trainer who meets the above criteria. The scholarship was established by DiGiuro's family and friends.

**Forward Pass**

The first forward pass attempted by a University of Kentucky football player was thrown on Oct. 13, 1906, by quarterback Earl Stone as the Wildcats faced Eminence Athletic Club. This was the first year the forward pass was legalized by national rules. Accounts from this early contest do not indicate if the first forward UK pass was completed.

**Goalposts**

The Commonwealth Stadium goalposts have been torn down twice since the stadium opened in 1973.

They were first toppled on Oct. 4, 1997, following Kentucky's 40-34 overtime win vs. Alabama. It was Kentucky's first victory against the Crimson Tide in

75 years, prompting the UK student body to storm the field. "If I weren't so old, I'd have torn them down myself," said then-UK Athletics Director C.M. Newton.

It happened again on Nov. 4, 2006, after the Wildcats' dramatic 24-20 triumph over Georgia. It was UK's first win over the Bulldogs in 10 years and the crowd brought down the east goalpost.

Citing safety concerns, UK has installed collapsible goalposts, which prevent repeats of the popular -- but potentially dangerous -- celebration ritual.

**Governor's Cup**

The Governor's Cup was created in 1994 as the trophy for the winner of the Kentucky-Louisville game. Donated by Kroger at a cost of \$23,000, the Governor's Cup stands 33 inches tall and weighs 110 pounds. The trophy's base and upright columns are hand-milled black marble. The glass components are comprised of Optic grade crystal. All metal parts are 23-karat, gold-plated brass. The cup itself is solid pewter with a 23-karat gold-plated finish. The Governor's Cup was designed by Kendall Costner and sculpted by James Corcoran of Bruce Fox, Inc. The UK-U of L series was renewed in 1994 with the Wildcats winning the game, 20-14.

**Homecoming Games**

As is the case of most institutions, Homecoming football games are special. Kentucky is no exception. Alumni and old friends converge on the UK campus each fall for Homecoming Day, highlighted by a Kentucky football game. The first Homecoming Day occurred on Nov. 25, 1915, as Kentucky defeated Tennessee, 6-0. Though records are sketchy, Kentucky has hosted a Homecoming game every year since 1946 and owns a 57-21 record in those 78 contests.

**The Immortals**

Simply known as "The Immortals," the 1898 University of Kentucky football squad still remains as the only undefeated, untied, and unscored on Wildcats club in school history. The Immortals outscored opponents 180-0 while posting a perfect 7-0 record. Roscoe Severs served as team captain under coach W.R. Bass. The closest of all seven games was a 6-0 victory over Centre College.

**Cawood Ledford**

The legendary "Voice of the Wildcats" was none other than Cawood Ledford. For 39 years, Cawood called Wildcats football and basketball. His voice alone symbolized UK Athletics. Cawood called his last UK football game vs. Tennessee on Nov. 23,



1991, and retired from the microphone following the 1991-92 basketball season.

### **The Legend of Lynn (Bowden)**

Lynn Bowden Jr. etched his name into program lore in 2019 after injuries at quarterback forced him to return to the position for the first time since high school. All he did was set a school record for career and single-season rushing yards by a quarterback, break the SEC's single-game rushing mark by a quarterback, turn in the second-highest single-game rushing total in UK history, highest single-season yards per rush attempt average and deliver at least 100 rushing yards in seven of his eight starts at quarterback (missed an eighth by a single yard vs. Georgia). The Wildcats won six of his eight starts at quarterback while advancing to a fourth-straight bowl game and re-writing the school's record books for rushing production. He won the 2019 Paul Hornung Award for the nation's most versatile athlete and was a first-team All-American and All-SEC selection. He is believed to be the only player in college football history to lead his team in rushing, passing and receiving yardage in the same season.

### **Mascots**

The Wildcat mascot originated during the 1976-77 year at Kentucky. Gary Tanner was the original Wildcat, entertaining fans at Commonwealth Stadium, Rupp Arena and Memorial Coliseum during athletic events.

Today, the Wildcat mascot also attends academic functions and generally serves as a friendly ambassador for the University.

Scratch, another costumed mascot, was unveiled in August of 1996. During UK games, the Wildcat and Scratch entertain with enthusiastic dances and cheers.

In the past, UK had a live wildcat mascot that has resided in the Kentucky Department of Fish and Wildlife's Salato Wildlife Center three miles west of Frankfort on US 60. The most recent live mascot was named "Blue." Through the years, UK has had other official live mascots with colorful names. Records indicate that the first wild animal, named "Tom," was given to the University in 1921. Other live mascots followed, including "TNT," "Whiskers," "Hot Tamale" and "Colonel."

### **Minus Ninety-Three**

The University of Kentucky holds the Southeastern Conference record for fewest yards allowed rushing in a single game. Kentucky limited Kansas State

to minus-93 yards on the ground as UK defeated Kansas State, 16-3, on Sept. 19, 1970, in Lexington. Kentucky defenders sacked KSU quarterbacks Lynn Dickey (2) and Max Arreguin (5) seven times while intercepting three of their passes. Ironically, KSU outgained UK in total offense 214-107 as Dickey and Arreguin combined for 307 yards in the air.

### **National Champions**

Kentucky is the 1950 national champion, according to Jeff Sagarin, who handles computer rankings for USA Today. Sagarin, who has generated computer ratings since the 1970s, has reconstructed earlier seasons and his computer rates the Wildcats as tops for the 1950 campaign.

At the time, the national champs were crowned after the regular season but before the bowl games. UK finished the regular season with a 10-1 record and No. 7 ranking before knocking off No. 1 Oklahoma, 13-7, in the Sugar Bowl. Four teams can lay claim to the 1950 title, according to the official NCAA record book. Six selectors went with Oklahoma (final record 10-1), six picked Tennessee (11-1), two chose Princeton (9-0), and one – the Sagarin ratings – named Kentucky (11-1).

### **The First Night Game**

The University of Kentucky was one of the first institutions to play intercollegiate football at night. The first UK home night game was played on Oct. 5, 1929, at Stoll Field as Kentucky defeated Maryville, 40-0. Kentucky did not play more than one home night game per season until 1946.

### **Night Games**

Kentucky began holding its October home football games during the evening hours in 1949. UK and Keeneland Race Course, located in Lexington, have enjoyed a close relationship through the years and assist in giving UK faithful an opportunity to enjoy two of the Commonwealth's best-loved events in October — football and horse racing. With the traditional post time at Keeneland for the thoroughbred races at 1:15 p.m., UK began moving its October home games to night during the 1949 season. The only occasion UK has not conducted its October home games in the evening is to accommodate live national or regional television.

### **Nate Northington**

Nate Northington of Louisville became the first black player to sign with the University of Kentucky and a Southeastern Conference institution. Northington signed a national letter-of-intent with UK in December of 1965. He later became the first

### KENTUCKY FIGHT SONG

On, on U of K,  
 we are right for the fight today,  
 Hold that ball and hit that line,  
 Every Wildcat star will shine,  
 We'll fight, fight, fight,  
 For the blue and white,  
 As we roll to that goal, varsity,  
 And we'll kick, pass and run,  
 'til the battle is won,  
 And we'll bring home the victory.

### MY OLD KENTUCKY HOME

The sun shines bright  
 on my old Kentucky home,  
 'Tis summer, the people are gay;  
 The corntop's ripe  
 and the meadow's in the bloom,  
 While the birds make music all the day.  
 (Chorus)  
 Weep no more, my lady!  
 Oh! Weep no more today!  
 We will sing one song  
 for my old Kentucky home,  
 For my old Kentucky home far away.  
 The young folks roll  
 on the little cabin floor,  
 All merry, all happy, and bright;  
 By-n-by hard times  
 come a-knocking at the door,  
 Then my old Kentucky home, goodnight!

### UK ALMA MATER

Hail Kentucky, Alma Mater!  
 Loyal sons and daughters sing;  
 Sound her praise with voice united;  
 To the breeze her colors fling.  
 To the Blue and White be true;  
 Badge triumphant age on age;  
 Blue, the sky that o'er us bends;  
 White, Kentucky's stainless page.

African-American football player to play in an SEC vs. SEC game, appearing in the UK-Ole Miss game in Lexington on Sept. 30, 1967.

Northington, who was known as "Nat" during his playing days, has written an autobiography, *Still Running*, that was published in 2014. An updated edition was released in 2023.

### National Defensive Player of the Year

Edge rusher Josh Hines-Allen was a pass rush terror during the 2018 season, earning an array of national honors. With 31.5 career sacks and 17 sacks in 2018, he broke UK's career and single-season records and moved up to No. 9 on the SEC career sacks chart. His 11 career forced fumbles tied former Wildcats and current Chicago Bear Danny Trevathan for UK's career mark (forced fumbles stats available since 1988). He led the team with 88 tackles and paced the SEC in sacks, tackles for loss (21.5) and forced fumbles (5). He also was among the NCAA leaders in sacks, TFL and forced fumbles. A summary of his accolades are:

- Bronko Nagurski Award, National Defensive Player of the Year
- Chuck Bednarik Award, National Defensive Player of the Year
- Ronnie Lott IMPACT Trophy, National Defensive Player of the Year
- Jack Lambert Award, National Linebacker of the Year
- Birmingham Monday Morning Quarterback Club SEC Lineman of the Year
- SEC Defensive Player of the Year (AP, Coaches, Athlon, ESPN)
- First-Team All-SEC (AP, Coaches, Athlon, ESPN, Phil Steele)
- Unanimous First-Team All-American

### Outland Trophy

Two-time All-American Bob Gain is the only player in University of Kentucky football history to be awarded the Outland Trophy, signifying the best interior lineman in collegiate football. Gain was awarded the 1950 Outland Trophy after helping lead UK to its first Southeastern Conference title and a 10-1 regular-season record. Besides being the first UK player to claim the award, Gain was also the first SEC player to be given the award.

### The Prince of Wales

The Kentucky Wildcats gave Prince Charles, the Prince of Wales, his first taste of American football on Oct. 22, 1977. That's right, Prince Charles' first football game was the UK-Georgia matchup at





Athens. Prince Charles was introduced to UK Coach Fran Curci and All-American Art Still at halftime. After looking at the 6-6 Still, Prince Charles said, "You're a tall one aren't you?" Still and Co. blanked the Bulldogs on this day, 33-0, on their way to a 10-1 record.

### **Red Doc, Black Doc**

A pair of cousins named William Rodes played football for the University of Kentucky during the early 1900s. To distinguish one from the other, one was nicknamed "Red Doc" and the other "Black Doc." William "Red Doc" Rodes lettered three years (1909, 11-12) as a 140-pound halfback and defensive end. William "Black Doc" Rodes lettered two years (1915-16) as quarterback. Black Doc was considered by many to be one of the best open-field runners in that era. He also placekicked and personally delivered UK's 6-0 victory over Tennessee in 1915 with field goals of 45 and 43 yards.

### **Russell Rice**

Longtime UK sports information director Russell Rice was recognized as the historian of Wildcats football. Rice retired from the UK Athletics Department in 1989 after serving 18 years as sports information director. He came to UK in 1967 as assistant SID, then was named sports information director in 1969. Rice authored the book, "The Wildcats," which details Kentucky football and its history. After his retirement from UK, Rice wrote a weekly historical column for The Cats' Pause magazine and continued to be a rich historical resource for the UK media relations office. He was inducted into the UK Athletics Hall of Fame in 2012. Rice passed away in 2015.

### **John Schlarman**

One of the most beloved Wildcats in Kentucky history is John Schlarman. A native Kentuckian, Schlarman was an offensive guard for the Wildcats from 1993-97, earning first-team All-SEC honors as a senior. He returned to UK in 2013 as offensive line coach but was diagnosed with a rare cancer in 2018. Despite the illness and the treatments, which took an enormous toll, he continued to coach into the 2020 season, keeping the focus on his offensive linemen while inspiring the entire team and the Big Blue Nation. Schlarman's last game on the sidelines was Oct. 17 as his "Big Blue Wall" turned in a dominant performance in a 34-7 win at Tennessee, UK's first win in Knoxville in 36 years. Schlarman passed away November 12, 2020.

### **Stoll Field/McLean Stadium**

Stoll Field/McLean Stadium was the first home for Kentucky football. The stadium was located adjacent to Memorial Coliseum and served as UK's football home since 1916. The University Board of Trustees voted to name the playing field "Stoll Field" and the actual grandstand structures as "McLean Stadium," thus the often confusing double names. Stoll Field was named in honor of the late Judge Richard C. Stoll, a prominent alumnus, trustee and benefactor of UK. Stoll Field was dedicated on Oct. 14, 1916. McLean Stadium was dedicated on Nov. 1, 1924, in memory of Price Innes McLean, a regular center on the 1923 UK squad who died as a result of injuries sustained in the Kentucky-Cincinnati game on Nov. 6, 1923. The final seating capacity of Stoll Field/McLean Stadium was 37,000 during its last year of use, 1972.

### **The Thin Thirty**

When Blanton Collier stepped down as head football coach at Kentucky following the 1961 season, UK promptly named former Wildcats player Charlie Bradshaw as its 28th coach. Bradshaw inherited a squad of 88 players left from Collier's 5-5-0 team in '61. Bradshaw promised his new UK squad hard work and talked of training to an absolute peak of condition. His conditioning tactics took their toll as more than 50 players left the squad, leaving 30 to open the season against Florida State and prompting the name "Thin Thirty." The Thin Thirty finished 3-5-2 with victories over Detroit (27-8), Vanderbilt (7-0) and arch-rival Tennessee (12-10). The ties were against Florida State (0-0) and Georgia (7-7).

### **Wildcats Nickname**

The nickname "Wildcats" became synonymous with UK shortly after a 6-2 football victory at Illinois on Oct. 9, 1909. Commandant Philip Carbusier, then head of the military department, told a group of students in a chapel service following the game that the Kentucky football team had "fought like wildcats." The nickname grew in popularity and was adopted by the university.

### **Winning Streak**

Kentucky ended one of the longest winning streaks in college football history when the Wildcats faced Oklahoma in the 1951 Sugar Bowl.

Kentucky was coming off its first Southeastern Conference title and brought in a 10-1 record. Oklahoma entered as national champions and riding a 31-game winning streak. A pair of Wilbur Jamerson scores - a 22-yard pass from Babe Parilli



and a one-yard run - was all UK needed in picking up a 13-7 upset of the Sooners.

At the time, the 31-game winning streak was the fifth-longest in NCAA history and today it still ranks as the ninth-longest in NCAA history.

### **The Year (1977-78)**

Perhaps the most successful year in UK Athletics occurred during the 1977-78 academic year at the University of Kentucky. The 1977 Wildcats football squad, under Fran Curci, raced to a 10-1 record and ended the year ranked No. 5 by The Sporting News. Highlights were victories over North Carolina (10-7), West Virginia (28-13), Penn State (24-20), LSU (33-13), Georgia (33-0), Florida (14-7) and Tennessee (21-17). On the basketball side, UK wrapped up its fifth NCAA title by defeating Duke, 94-88, at St. Louis. The UK basketballers ended the campaign with a 30-2 record under Joe B. Hall.

### **The Year (1950-51)**

An argument to the most successful year in UK Athletics is the 1950-51 academic year. UK football, under Paul Bryant, ended the 1950 regular season with a 10-1 record and ranked No. 7 nationally by both A.P. and U.P.I. The Wildcats then proceeded to snap national champion Oklahoma's 31-game winning streak with a 13-7 victory in the Sugar Bowl. Kentucky has been named national champion for the 1950 season by the Sagarin Ratings. On the basketball front, Adolph Rupp gave UK its third national title by defeating Kansas State, 68-58, at Minneapolis, Minn. The Wildcats ended the year 32-2.

### **A Year Like None Other (2020)**

With the onset of the Covid-19 pandemic, the 2020 season was like none other in college football history. Implementing a set of protocols to help keep players and coaches safe while continuing to compete, the Southeastern Conference managed to navigate the uncertainties and begin the season on Sept. 26 with a 10-game, SEC-only regular season. Kroger Field was limited to 20 percent capacity as no tailgating was allowed and masks were required for spectators. In addition to the challenges of Covid, the Wildcats also had to deal with the absence of teammate Chris Oats, who was sidelined by a serious medical issue, and the death of beloved offensive line coach John Schlارman after a two-year struggle with cancer. Despite the difficulties, Kentucky managed some highlights on the field -- the first win at Tennessee since 1984, a Senior Night victory over South Carolina, and a win over North Carolina State in the TaxSlayer Gator Bowl.



## PIONEERS OF INTEGRATION IN THE SEC

Kentucky Wildcats Nate Northington, Greg Page, Wilbur Hackett and Houston Hogg were the pioneers of integration for Southeastern Conference football. In 1966, Northington and Page became the first African-American football players to enroll at an SEC school and played for the UK freshman team. A year later, Hackett and Hogg followed in their footsteps. On Sept. 23, 1967, Northington played his first varsity game. On Sept. 30, 1967 –

a day after Page, his close friend and classmate, passed away following a tragic accident – Northington became the first African-American in an SEC game when UK played Ole Miss. Hackett and Hogg would carry on Northington and Page’s trailblazing legacy, with Hackett becoming the first African-American team captain in any sport at an SEC school in 1969.



### **Nate Northington**

A native of Louisville and an All-State performer at Thomas Jefferson High School, Nate Northington was recruited by Kentucky Gov. Edward T. Breathitt, University of Kentucky President John W. Oswald and UK football head coach Charlie Bradshaw to break the Southeastern Conference’s football color barrier. Embracing the opportunity to be a trailblazer and accepting the monumental challenges that came with it, Northington signed with UK and enrolled in 1966. The defensive back spent his first season as a Wildcat as a member of the freshman team before making his varsity debut on Sept. 23, 1967. A week later – and a day following the passing of Greg Page, his close friend and fellow trailblazer – became the first African-American to play in an SEC game when UK played host to Ole Miss. Northington would later transfer to Western Kentucky, but not before encouraging Wilbur Hackett and Houston Hogg to stay and finish the noble work he and Page started.

### **Greg Page**



Greg Page, a talented defensive end hailing from Middlesboro, enrolled at the University of Kentucky in 1966 in the height of the Civil Rights movement. Poised to break the Southeastern Conference color barrier in football, Page played with close friend Nate Northington on the freshman team in his first season before moving up to varsity a year later. Before he could play in his first game, Page suffered a neck injury in a tragic accident in practice on Aug. 22, 1967. Left paralyzed, Page remained in intensive care for the next 38 days – during which Northington often visited Page – before passing away. His passing came one day before Northington became the first African-American to play in an SEC game. Though he was not on the field for the groundbreaking moment, his courage had helped pave the way for it and forever changed the face of sports in the South.



The statue honoring the four UK players who broke the color barrier in Southeastern Conference football – Nate Northington, Greg Page, Wilbur Hackett and Houston Hogg – was unveiled on Sept. 22, 2016.

The statue commemorates the playing careers and lives of the first four African-American football

players in SEC history. It is located on a pedestal in the plaza between the Joe Craft Football Training Facility and Kroger Field, positioned to remind fans, coaches and players of the incredible contributions made by Northington, Page, Hackett and Hogg to the University of Kentucky, the SEC and college football on a national level.



**Wilbur Hackett**

Hailing from Louisville, Wilbur Hackett came to the University of Kentucky in 1967 after a standout high-school career at Manual, where he was named All State and a Parade Magazine All-American. Heeding Nate Northington’s advice to continue to break racial barriers at UK, Hackett joined the varsity team as a sophomore in 1968. In spite of receiving death threats and needing armed guards for one Southeastern Conference road trip, Hackett remained steadfast and became a three-year starter at linebacker. He received Sophomore All-SEC honors in 1968, honorable mention All-SEC recognition as a junior and was Kentucky’s Co-Most Valuable Player as a senior. Even more notably, he became the first African-American team captain in any sport in SEC history in 1969, cementing his legacy as one of the foremost pioneers of racial integration in collegiate athletics.

**Houston Hogg**

Starting his career in Hazard before finishing high school at Daviess County in Owensboro, Houston Hogg followed in the footsteps of Nate Northington and Greg Page in enrolling at the University of Kentucky in 1967. A running back, Hogg lettered for Kentucky in 1969 and 1970 as one of the first African-American football players in the history of the Southeastern Conference. Hogg faced prejudice throughout his career – played during tumultuous times in America – but did not let the racism of others deter him from completing his career and graduating from UK. Hogg’s resoluteness and sacrifice were instrumental in paving the way for equality at the University of Kentucky and in both the SEC and college sports nationwide.



## ALL-AMERICANS

### First-Team All-Americans

- 1942 Clyde Johnson, Tackle (AP)
- 1949 Bob Gain, Tackle (All-Players, NY Sun, NEA)
- 1950 Bob Gain, Tackle (AP, UPI, INS, Camp, NEA, CP, FWAA-Look, AAB, FD, NYNews)
- 1950 Babe Parilli, Quarterback (AP, INS, Camp, Colliers, NY News, Sporting News, AAB)
- 1951 Babe Parilli, Quarterback (UP, INS, Camp, NEA, CP, AAB, NY News, All-Players)
- 1951 Doug Moseley, Center (AP, FWAA-Look)
- 1952 Steve Meilinger, End (NEA, All-Players)
- 1953 Steve Meilinger, End (NEA, Colliers, AAB)
- 1953 Ray Correll, Guard (FWAA-Look, Chicago Tribune)
- 1955 Howard Schnellenberger, End (AP)
- 1956 Lou Michaels, Tackle (UPI, NA, Camp, Colliers, NY News)
- 1957 Lou Michaels, Tackle (AP, NEA, Camp, FWAA-Look, Coaches, NY News, Sporting News)
- 1961 Irv Goode, Center (Time)
- 1963 Herschel Turner, Tackle (Time)
- 1965 Sam Ball, Tackle (UPI, NEA, Camp, FWAA-Look, Coaches, Time, Sporting News)
- 1965 Rodger Bird, Halfback (Time, NBC)
- 1965 Rick Norton, Quarterback (Time, NBC)
- 1974 Elmore Stephens, Tight End (Time)
- 1974 Rick Nuzum, Center (NEA)
- 1976 Warren Bryant, Tackle (Coaches, Camp)
- 1977 Art Still, End (AP, UPI, NEA, Coaches, FWAA, Camp, Sporting News, Football News)
- 1989 Mike Pfeifer, Off. Tackle (Football News, Mizlou)
- 1998 Tim Couch, Quarterback (Camp, FWAA, AAFF)
- 1999 James Whalen, Tight End (AP, Camp, FWAA, AAFF, CNN/SI, CBS SportsLine)
- 2002 Derek Abney, Kick Returner (AP, FWAA, Camp, Sporting News, ESPN, CBS SportsLine, CNN/SI, College Football News)
- 2002 Glenn Pakulak, Punter (CBS SportsLine)
- 2010 Randall Cobb, All-Purpose Player (AP, SI.com, ESPN.com)
- 2010 Danny Trevathan, Linebacker (CollegeFootballNews.com)
- 2018 Josh Hines-Allen, Linebacker (Camp, SI, TheAthletic.com, ESPN, AP, College Football News, FWAA, Sporting News, USA Today, CBS, AFCA, Athlon, Phil Steele)

- 2018 Jervontius "Bunchy" Stallings, Offensive Guard (AP, The Athletic)
- 2019 Lynn Bowden Jr., All-Purpose (Athlon, AP, ESPN.com, AFCA FBS Coaches, SI.com, CBS Sports, Phil Steele, Sporting News, USA Today, TheAthletic.com)
- 2019 Max Duffy, Punter (AP, Athlon, FWAA, Walter Camp, AFCA Coaches, ESPN.com, Phil Steele, Sporting News, USA Today, TheAthletic.com)
- 2020 Darian Kinnard, Off. Tackle (Pro Football Focus)
- 2021 Darian Kinnard, Off. Tackle (AFCA, AP, FWAA, Walter Camp, Phil Steele, CBS Sports, Reese's Senior Bowl)
- 2023 Barion Brown, Return Specialist (The Sporting News)

### Second-Team All-Americans

- 1949 Bob Gain, Tackle (FWAA-Look)
- 1956 Lou Michaels, Tackle (FWAA-Look)
- 1970 Dave Roller, Def. Tackle (NEA)
- 1971 Joe Federspiel, Linebacker (AP)
- 1972 Sonny Collins, Tailback (NEA)
- 1976 Warren Bryant, Off. Tackle (AP, Football News, NEA)
- 1983 Paul Calhoun, Safety/Punter (The Sporting News)
- 1990 Randy Holleran, Linebacker (Football News)
- 1994 Melvin Johnson, Free Safety (Gannett News Service)
- 1998 Tim Couch, Quarterback (AP, Football News)
- 1999 James Whalen, Tight End (Football News)
- 2002 Glenn Pakulak, Punter (Camp, College Football News)
- 2003 Derek Abney, Kick Returner (AP)
- 2008 Trevard Lindley, Cornerback (Camp, CollegeFootballNews.com)
- 2010 Randall Cobb, All-Purpose Player (Rivals.com, CollegeFootballNews.com, Phil Steele's College Football)
- 2011 Danny Trevathan, Linebacker (SI.com)
- 2018 Benny Snell Jr., Running Back (Camp, College Football News, USA Today, AFCA)
- 2018 Jervontius "Bunchy" Stallings, Offensive Guard (SI.com, USA Today, Athlon)
- 2019 Logan Stenberg, Offensive Guard (FWAA, Phil Steele)
- 2019 Max Duffy, Punter (SI.com, CBS Sports)
- 2020 Darian Kinnard, Offensive Tackle (CBS/247sports, The Sporting News)
- 2020 Drake Jackson, Center (Pro Football Focus)
- 2020 Chris Rodriguez, Running Back (Pro Football Focus)
- 2021 Darian Kinnard, Off. Tackle (The Sporting News)



News, Pro Football Focus, TheAthletic.com,  
USA Today)

- 2021 Josh Paschal, Defensive End (CBS/247Sports, USA Today)
- 2021 Wan'Dale Robinson, Wide Receiver (PFF)
- 2023 Barion Brown, Return Specialist (247Sports),  
Ray Davis, Running Back (SI.com)

### Third-Team All-Americans

---

- 1950 Al Bruno, End (AP, UPI)
- 1962 Tom Hutchinson, End (Coaches)
- 1963 Herschel Turner, Tackle (UPI)
- 1974 Sonny Collins, Tailback (Football News)
- 1975 Warren Bryant, Off. Tackle  
(Football News)
- 1976 Derrick Ramsey, Quarterback  
(AP, Football News)
- 1984 Paul Calhoun, Safety/Punter (AP)
- 1989 Oliver Barnett, Def. Tackle (AP)
- 1998 Craig Yeast, Wide Receiver  
(Football News)
- 1999 James Whalen, Tight End  
(The Sporting News)
- 2001 Dennis Johnson, Def. End (Football News)
- 2001 Glenn Pakulak, Punter (Football News)
- 2002 Glenn Pakulak, Punter (AP)
- 2008 Trevard Lindley, Cornerback  
(Phil Steele's College Football)
- 2011 Danny Trevathan, Linebacker (Rivals.com)
- 2012 Larry Warford, Off. Guard  
(AP, Phil Steele's College Football)
- 2014 Alvin "Bud" Dupree, DE/LB  
(Phil Steele's College Football)
- 2018 Benny Snell Jr., Running Back  
(AP, Phil Steele, Athlon)
- 2018 Jervontius "Bunchy" Stallings, Offensive Guard  
(Athlon, Phil Steele)
- 2020 Darian Kinnard, Offensive Tackle (AP)
- 2020 Max Duffy, Punter (Pro Football Focus)
- 2023 Deone Walker, Def. Lineman (College FB Network)  
Barion Brown, Kick Returner (College FB Network)



## ALL-SEC SELECTIONS

### First Team

1933	Ralph Kercheval, Back (AP)	1981	Andy Molls, Def. Back (AP)
1934	Bert Johnson, Back (AP)	1983	Paul Calhoun, Punter (AP)
1942	Clyde Johnson, Tackle (AP)	1984	George Adams, Tailback (AP, UPI)
1944	Wash Serini, Tackle (AP)	1984	Paul Calhoun, Def. Back (AP, UPI, Coaches)
1946	Wallace Jones, End (AP)	1987	Jerry Reese, Def. Line (Coaches)
1947	Jay Rhodemyre, Center (AP)	1988	Randy Holleran, Linebacker (AP)
1949	Bob Gain, Tackle (AP)	1989	Oliver Barnett, Def. Line (AP, UPI, Coaches)
1949	Harry Ulinski, Center (AP)	1989	Mike Pfeifer, Off. Tackle (AP, UPI, Coaches)
1950	Bob Gain, Tackle (AP, UPI)	1990	Randy Holleran, Linebacker (AP, Coaches)
1950	Babe Parilli, Quarterback (AP, UPI)	1991	Doug Pelfrey, Kicker (AP)
1951	Doug Moseley, Center (AP, UPI)	1993	Marcus Jenkins, Safety (Coaches)
1951	Steve Meilinger, End (AP, UPI)	1993	Marty Moore, Linebacker (AP, Coaches)
1951	Babe Parilli, Quarterback (AP, UPI)	1994	Melvin Johnson, Free Safety (AP)
1951	Gene Donaldson, Guard (AP)	1995	Moe Williams, Tailback (AP, Coaches)
1952	Steve Meilinger, End (AP, UPI)	1997	John Schlarman, Offensive Guard (AP)
1953	Ray Correll, Guard (AP)	1998	Tim Couch, Quarterback (AP, Coaches)
1953	Steve Meilinger, End (AP, UPI)	1998	Craig Yeast, Wide Receiver (AP, Coaches)
1954	Bob Hardy, Quarterback (AP)	1998	Kris Comstock, Off. Tackle (AP)
1955	Howard Schnellenberger, End (AP, UPI)	1999	Andy Smith, Punter (AP, Coaches)
1956	Lou Michaels, Tackle (AP, UPI)	1999	James Whalen, Tight End (AP, Coaches)
1957	Lou Michaels, Tackle (AP, UPI)	1999	Jeff Snedegar, Linebacker (Coaches)
1960	Tom Hutchinson, End (AP)	2000	Derek Smith, Tight End (AP, Coaches)
1961	Tom Hutchinson, End (AP, UPI)	2000	Omar Smith, Offensive Lineman (AP)
1962	Tom Hutchinson, End (AP, UPI)	2001	Derek Abney, All-Purpose (AP)
1962	Junior Hawthorne, Tackle (AP)	2001	Dennis Johnson, Defensive End (AP)
1963	Herschel Turner, Tackle (UPI)	2001	Glenn Pakulak, Punter (AP)
1964	Rodger Bird, Halfback (AP, UPI)	2002	Derek Abney, Kick Returner (AP, Coaches)
1964	Rick Kestner, End (AP, UPI)	2002	Antonio Hall, Off. Tackle (Coaches)
1965	Sam Ball, Tackle (AP, UPI)	2002	Glenn Pakulak, Punter (AP, Coaches)
1965	Rodger Bird, Halfback (AP, UPI)	2002	Artose Pinner, Running Back (AP, Coaches)
1965	Rick Kestner, End (UPI)	2003	Derek Abney, Kick Returner (AP, Coaches)
1967	Dicky Lyons, Fullback (UPI)	2003	Antonio Hall, Off. Tackle (AP, Coaches)
1968	Dicky Lyons, Halfback (AP, UPI)	2005	Rafael Little, All-Purpose (AP)
1969	Dave Roller, Def. Tackle (AP, UPI)	2006	Keenan Burton, All-Purpose (AP)
1970	Dave Roller, Def. Tackle (AP, UPI)	2006	Jacob Tamme, Tight End (AP, Coaches)
1971	Joe Federspiel, Linebacker (AP, UPI)	2006	Wesley Woodyard, Linebacker (Coaches)
1973	Sonny Collins, Tailback (AP, UPI)	2007	Jacob Tamme, Tight End (AP, Coaches)
1973	Darryl Bishop, Def. Back (UPI)	2007	Wesley Woodyard, LB (AP, Coaches)
1973	Jim "Bubba" McCollum, Def. Line (UPI)	2008	Micah Johnson, Linebacker (Coaches)
1974	Warren Bryant, Off. Tackle (AP, UPI)	2008	Trevarid Lindley, Cornerback (AP, Coaches)
1974	Sonny Collins, Tailback (AP, UPI)	2008	Tim Masthay, Punter (AP, Coaches)
1975	Warren Bryant, Off. Tackle (AP, UPI)	2009	Randall Cobb, All-Purpose Player (AP)
1975	Sonny Collins, Tailback (AP, UPI)	2009	Corey Peters, Defensive Tackle (Coaches)
1976	Warren Bryant, Off. Tackle (AP, UPI)	2010	Randall Cobb, All-Purpose (AP, Coaches)
1976	Art Still, Def. End (UPI)	2010	Danny Trevathan, Linebacker (AP, Coaches)
1977	Tom Dornbrook, Off. Guard (AP)	2011	Danny Trevathan, Linebacker (AP)
1977	Derrick Ramsey, Quarterback (AP, UPI)	2014	Alvin "Bud" Dupree, DE/LB (AP, Coaches)
1977	Art Still, Def. End (AP, UPI)	2014	Austin MacGinnis, Kicker (AP, Coaches)
1977	Mike Siganos, Def. Back (AP, UPI)	2016	Jon Toth, Center (AP)
1977	Dallas Owens, Def. Back (AP)	2017	Benny Snell Jr., Running Back (AP)
1978	Jim Kovach, Linebacker (AP, UPI)	2018	Josh Hines-Allen, LB (AP, Coaches)
1978	Dan Fowler, Off. Guard (UPI)	2018	Benny Snell Jr., Running Back (AP, Coaches)
1978	Richard Jaffe, Noseguard (UPI)	2018	Jervontius "Bunchy" Stallings (AP, Coaches)
1979	Richard Jaffe, Noseguard (AP, UPI)	2019	Lynn Bowden Jr., All-Purpose (AP, Coaches)
1980	Ken Roark, Center (AP)	2019	Max Duffy, Punter (AP)
		2019	Drake Jackson, Center (AP)
		2019	Logan Stenberg, Offensive Guard (AP)



2020 Darian Kinnard, Offensive Tackle (AP)  
 2020 Landon Young, Offensive Tackle (Coaches)  
 2021 Luke Fortner, Center (Coaches)  
 2021 Darian Kinnard, Offensive Tackle (AP, Coaches)  
 2021 Joshua Paschal, Defensive End (AP)  
 2021 Chris Rodriguez Jr., Running Back (AP)  
 2023 Ray Davis, Running Back (AP)  
 2023 Deone Walker, Defensive Line (AP)

**Second Team**

1933 Joe Rupert, End (AP)  
 1935 Bob Davis, Back (AP)  
 1936 Stanley Nevers, Tackle (AP)  
 1937 Ed Sydnor, Guard (AP)  
 1937 Bob Davis, Back (AP)  
 1938 Dave Zoeller, Back (AP)  
 1939 John Eibner, Tackle (AP)  
 1945 Wash Serini, Tackle (AP)  
 1947 Wash Serini, Tackle (AP)  
 1948 Bob Gain, Tackle (AP)  
 1949 Babe Parilli, Quarterback (AP)  
 1950 Doug Moseley, Center (AP)  
 1950 Bill Wannamaker, Guard (AP, UPI)  
 1950 Al Bruno, End (AP)  
 1950 Bill Leskovar, Back (AP, UPI)  
 1951 Jim MacKenzie, Tackle (AP)  
 1952 Tommy Adkins, Linebacker (AP)  
 1953 Ralph Paolone, Back (AP)  
 1953 Ray Correll, Guard (UPI)  
 1954 Bradley Mills, End (UPI)  
 1954 Bob Hardy, Quarterback (UPI)  
 1955 Bob Hardy, Quarterback (AP, UPI)  
 1956 J.T. Frankenberger, Tackle (AP)  
 1956 Dave Kuhn, Center (AP)  
 1957 Bobby Cravens, Back (AP)  
 1958 Bobby Cravens, Back (AP, UPI)  
 1959 Calvin Bird, Back (AP)  
 1962 Darrell Cox, Back (AP)  
 1962 Junior Hawthorne, Tackle (UPI)  
 1965 Doug Davis, Off. Guard (AP)  
 1965 Larry Seiple, Back (AP)  
 1965 Mike McGraw, Linebacker (AP)  
 1965 Terry Beadles, Def. Back (AP)  
 1966 Jeff Van Note, Def. End (AP)  
 1966 Dicky Lyons, Def. Back (AP)  
 1966 Jerry Davis, Def. Back (AP)  
 1968 Dick Palmer, Def. End (AP)  
 1968 Dave Roller, Def. Guard (AP)  
 1969 Dick Palmer, Def. End (AP)  
 1969 Joe Federspiel, Linebacker (AP)  
 1970 Dave Hardt, Def. End (AP)  
 1972 Darryl Bishop, Def. Back (AP)  
 1973 Harvey Sword, Off. Tackle (AP)  
 1973 Darryl Bishop, Def. Back (AP)  
 1974 Rick Nuzum, Center (AP)  
 1974 Mike Fanuzzi, Quarterback (AP)  
 1974 John Tatterson, Punter (AP)  
 1975 Jim Kovach, Linebacker (AP)  
 1976 Jim Kovach, Linebacker (AP)

1976 Mike Siganos, Def. Back (AP)  
 1977 Dave Trosper, Wide Receiver (AP)  
 1977 Jerry Blanton, Def. Tackle (AP)  
 1977 Richard Jaffe, Noseguard (AP)  
 1978 Tom Kearns, Off. Guard (AP)  
 1978 Richard Jaffe, Noseguard (AP)  
 1978 Larry Carter, Def. Back (AP)  
 1979 Felix Wilson, Wide Receiver (AP)  
 1979 Tom Kearns, Off. Guard (AP)  
 1979 Larry Carter, Def. Back (AP)  
 1981 Don Fielder, Def. End (AP)  
 1982 Andy Molls, Def. Back (AP)  
 1983 Kerry Baird, Def. Back (AP)  
 1984 Cam Jacobs, Linebacker (AP)  
 1985 Jim Reichwein, Off. Guard (AP)  
 1985 Brian Williams, Def. End (AP)  
 1985 Russell Hairston, Def. Back (AP)  
 1986 Joey Worley, Placekicker (AP)  
 1987 Mark Higgs, Tailback (AP)  
 1987 Dermontti Dawson, Off. Guard (AP)  
 1987 Jerry Reese, Def. Tackle (AP)  
 1987 Greg Kunkel, Off. Tackle (AP)  
 1988 Oliver Barnett, Def. Tackle (AP)  
 1988 Chris Chenault, Linebacker (AP)  
 1989 Joel Mazzella, Off. Guard (AP)  
 1989 Alfred Rawls, Tailback (AP)  
 1990 Al Baker, Tailback (AP)  
 1990 Rodney Jackson, Tight End (AP)  
 1990 Joel Mazzella, Off. Guard (AP)  
 1991 Joey Couch, Noseguard (AP)  
 1992 Doug Pelfrey, Kicker (AP, Coaches)  
 1992 Marty Moore, Linebacker (AP)  
 1992 Todd Perry, Off. Guard (AP)  
 1993 Marcus Jenkins, Safety (AP)  
 1993 Moe Williams, Tailback (AP)  
 1994 Melvin Johnson, Free Safety (Coaches)  
 1995 Reggie Rusk, Free Safety (AP, Coaches)  
 1996 Van Hiles, Cornerback (AP)  
 1996 Chris Ward, Def. End (AP)  
 1997 Tim Couch, Quarterback (AP)  
 1997 Tremayne Martin, Strong Safety (AP, Coaches)  
 1997 John Schlarman, Offensive Guard (Coaches)  
 1997 Craig Yeast, Wide Receiver (AP, Coaches)  
 1998 Kris Comstock, Offensive Tackle (Coaches)  
 1999 Dennis Johnson, Def. End (AP)  
 1999 Anthony Wajda, Free Safety (Coaches)  
 2000 Omar Smith, Offensive Lineman (Coaches)  
 2001 Glenn Pakulak, Punter (Coaches)  
 2002 Vincent Burns, Def. End (AP)  
 2002 Antonio Hall, Off. Tackle (AP)  
 2002 Jared Lorenzen, Quarterback (AP, Coaches)  
 2002 Dewayne Robertson, Def. Tackle (AP, Coaches)  
 2003 Muhammad Abdullah, Free Safety (Coaches)  
 2003 Vincent Burns, Def. End (AP)  
 2004 Muhammad Abdullah, FS/SS (AP, Coaches)  
 2005 Muhammad Abdullah, FS (AP, Coaches)  
 2005 Rafael Little, Tailback (Coaches)  
 2006 Michael Aitcheson, Off. Tackle (Coaches)





2006	Keenan Burton, Wide Receiver (AP, Coaches)	1948	Wallace Jones, End (AP)
2006	Andre' Woodson, Quarterback (AP, Coaches)	1949	Don Phelps, Back (AP)
2007	Jeremy Jarmon, Def. End (Coaches)	1950	Pat James, Guard (AP, UPI)
2007	Jason Leger, Off. Guard (AP)	1950	Wilbur Jamerson, Back (AP, UPI)
2007	Garry Williams, Off. Tackle (Coaches)	1950	Ben Zaranka, End (UPI)
2007	Andre' Woodson, Quarterback (AP, Coaches)	1950	Pat James, Guard (UPI)
2008	Myron Pryor, Def. Tackle (AP, Coaches)	1951	Bob Fry, End (AP)
2008	Garry Williams, Off. Tackle (AP, Coaches)	1951	Emery Clark, Back (AP)
2009	Zipp Duncan, Linebacker (AP)	1951	John Ignarski, Guard (UPI)
2009	Micah Johnson, Linebacker (Coaches)	1952	Bob Fry, Tackle (AP)
2009	Trevard Lindley, Cornerback (Coaches)	1954	Howard Schnellenberger, End (AP)
2009	Derrick Locke, All-Purpose Player (AP)	1955	Lou Michaels, Tackle (AP)
2009	Sam Maxwell, Linebacker (AP)	1956	Bob Dougherty, Back (AP)
2009	Corey Peters, Defensive Tackle (AP)	1956	J. T. Frankenberger, Tackle (UPI)
2010	Larry Warford, Off. Guard (AP, Coaches)	1956	Dave Kuhn, Center (UPI)
2011	Winston Guy, Safety (AP, Coaches)	1957	Bobby Cravens, Back (UPI)
2011	Danny Trevathan, Linebacker (Coaches)	1958	Bob Lindon, Tackle (AP)
2011	Larry Warford, Off. Guard (AP, Coaches)	1959	Bob Talamini, Guard (AP)
2012	Larry Warford, Off. Guard (AP, Coaches)	1959	Calvin Bird, Back (UPI)
2013	Alvin "Bud" Dupree, Defensive End (AP)	1960	Lloyd Hodge, Guard (AP, UPI)
2013	Avery Williamson, Linebacker (AP, Coaches)	1960	Tom Hutchinson, End (UPI)
2015	Cory "C.J." Johnson, Defensive Tackle (AP)	1960	Calvin Bird, Back (UPI)
2016	Mike Edwards, Safety (AP)	1961	Dave Gash, End (UPI)
2016	Jordan Jones, Linebacker (AP, Coaches)	1961	Irv Goode, Center (UPI)
2016	Jon Toth, Center (Coaches)	1961	Jerry Woolum, Quarterback (UPI)
2017	Josh Hines-Allen, Linebacker/Defensive End (AP)	1962	Darryl Cox, Back (UPI)
2017	Benny Snell Jr., Running Back (Coaches)		
2018	Lynn Bowden Jr., All-Purpose (Coaches)		
2019	Max Duffy, Punter (Coaches)		
2019	Logan Stenberg, Offensive Guard (Coaches)		
2020	Max Duffy, Punter (AP)		
2020	Darian Kinnard, Offensive Tackle (Coaches)		
2020	Drake Jackson, Center (AP, Coaches)		
2020	Landon Young, Offensive Tackle (AP)		
2021	Joshua Paschal, Defensive End (Coaches)		
2021	Wan'Dale Robinson, Wide Receiver (AP, Coaches)		
2021	Chris Rodriguez Jr., Running Back (Coaches)		
2022	Deone Walker, Defensive Tackle (AP)		
2022	Keidron Smith, Defensive Back (Coaches)		
2023	Barion Brown, All Purpose/RS (AP, Coaches)		
2023	Eli Cox, Center (Coaches)		
2023	Ray Davis, Running Back (Coaches)		
2023	Maxwell Hairston, Defensive Back (AP, Coaches)		
2023	Deone Walker, Defensive Tackle (Coaches)		

### Third Team

1934	Joe Rupert, End (AP)
1935	Stanley Nevers, Tackle (AP)
1936	Bob Davis, Back (AP)
1938	Sherman Hinkebein, Center (AP)
1938	Bill McCubbin, End (AP)
1939	Bill McCubbin, End (AP)
1940	John Eibner, Tackle (AP)
1940	Charles Ishmael, End (AP)
1941	Noah Mullins, Back (AP)
1944	Norman Klein, Back (AP)
1946	Jay Rhodemyre, Center (AP)
1947	Leo Yarutis, Guard (AP)



## ACADEMIC HONORS

### Academic All-America Hall of Fame

2010 Jim Kovach, LB (CoSIDA)

### Academic All-American

1971 Rick Muench, LB (CoSIDA, second team)  
 1974 Tom Ranieri, NG (CoSIDA)  
 1978 Jim Kovach, LB (CoSIDA)  
 1978 Mark Keene, C (CoSIDA)  
 1979 Leon Shadowen, C (CoSIDA, second team)  
 1985 Ken Pietrowiak, C (CoSIDA)  
 1989 Greg Lahr, OT (CoSIDA, second team)  
 1991 Greg Lahr, OT (CFA)  
 1992 Doug Pelfrey, PK (CFA)  
 1992 Dean Wells, DE (CFA)  
 1995 Mike Schellenberger, LB (CoSIDA, 2nd tm.)  
 1998 Jeff Zurcher, FS (CoSIDA)  
 2005 Taylor Begley, K (CoSIDA)  
 2005 Hayden Lane, OT (CoSIDA)  
 2005 Antoine Huffman, CB (CoSIDA, second tm.)  
 2006 Hayden Lane, OT (CoSIDA)  
 2007 Jacob Tamme, TE (CoSIDA)  
 2007 Tim Masthay, P (CoSIDA, second team)  
 2008 Tim Masthay, P (CoSIDA)  
 2014 Landon Foster, P (CoSIDA, second team)  
 2015 Landon Foster, P (CoSIDA)  
 2015 Jordan Swindle, OT (CoSIDA, second team)  
 2018 Blake Best, LS (CoSIDA, second team)  
 2018 Miles Butler, K (CoSIDA, first team)  
 2019 Blake Best, LS (CoSIDA, first team)  
 2021 Luke Fortner, C (CoSIDA, second team)  
 2021 Colin Goodfellow, P (CoSIDA, second team)  
 2021 Josh Paschal, DE (CoSIDA, second team)  
 2022 Will Levis, QB (CSC (formerly CoSIDA), first team)

### CSC Academic All-America Team Member of the Year

2022 Will Levis, QB

### SEC Scholar-Athlete of the Year

2006 Hayden Lane, OT  
 2007 Jacob Tamme, TE

### Academic All-SEC

1954 Bill Wheeler, T (Pre-Law, B+)  
 1955 Bill Wheeler, T (Pre-Law, B+)  
 1956 J. T. Frankenberger, T (Pre-Law, B)  
 1957 Jim Urbaniak, E (Pre-Medicine, A)  
 1963 Rick Norton, QB (Commerce, B+)  
 1964 Rick Kestner, E (History, B)  
 1964 John Andrighetti, E (Science, B)  
 1967 Joe Jacobs, SE (Pre-Dental, B+)  
 1969 Roger Gann, FB (Mech. Eng., A)  
 1970 Dave Hanson, T (Commerce, 3.68)  
 1970 Dave Hunter, FL (Pre-Medicine, 3.00)  
 1970 Rick Muench, LB (Mech. Eng., 4.00)  
 1971 Lee Clymer, WB (Bus. Adm., 3.17)

1971 Rick Muench, LB (Civil Eng., 3.84)  
 1974 Tom Ranieri, NG (Allied Health, 3.65)  
 1974 Jim Kovach, LB (Pre-Medicine, 3.30)  
 1975 Tom Ranieri, NG (Allied Health, 3.08)  
 1975 Jim Kovach, LB (Biology, 3.58)  
 1976 Ed Smolder, G (Agriculture, 3.81)  
 1976 Jim Kovach, LB (Biology, 3.81)  
 1977 Kevin Kelly, P (Education, 3.00)  
 1978 Craig Roberts, DL (History, 3.66)  
 1978 Jim Kovach, LB (Medicine, 3.60)  
 1979 Leon Shadowen, G (Acct./Pre-Law, 3.79)  
 1981 Keith Martin, T (Bus., 3.16)  
 1982 Rob Mangas, TE (Political Science, 3.81)  
 1982 Keith Martin, DL (Accounting, 3.10)  
 1982 Scott Schroeder, LB (Accounting, 3.00)  
 1983 Ron Bojalad, OL (Bus., 3.00)  
 1983 Keith Martin, DL (Accounting, 3.30)  
 1983 Scott Schroeder, LB (Accounting, 3.05)

### SEC Academic Honor Roll

1984 Brian Davis, DE; Gordon Jackson, DB; Matt Lucas, TE; Ken Pietrowiak, C; Jim Reichwein, OG; Gary Sexton, S; Mark Wheeler, TE; Brian Williams, DE  
 1985 Chris Derry, FB; Kevin Dooley, QB; Eric Haas, S; Richard Ledford, WR; Matt Lucas, TE; Ken Pietrowiak, C; Bill Ransdell, QB; James Reichwein, OG; Gary Sexton, S; Tom Wilkins, DG  
 1986 Kevin Dooley, QB; John Groves, FB; Scott Haire, G; Tim Jones, SE; Ken Lange, C; Matt Lucas, TE; Larry Smith, LB; Joe David Turner, G; Tom Wilkins, G  
 1987 Kevin Dooley, QB; Mark Higgs, TB; Jim Hill, C; Tim Jones, SE; Brad Myers, C; Mike Robinson, DE; Ken Willis, PK  
 1988 Craig Benzinger, LB; Chuck Broughton, QB; Mike Cahill, LB; Doug Houser, DT; Mike Meiners, DG; Todd Meyer, CB; Jeff Nelson, P; Mike Pfeifer, OT; Bo Smith, OT; Tim Smith, TB; Ken Willis, PK  
 1989 Craig Benzinger, LB; Darren Bilberry, FB; Chuck Broughton, QB; Tom Crumrine, OT; Doug Houser, DT; Bill Hulet, OG; Mike Knox, FB; Greg Lahr, OT; Freddie Maggard, QB; Mike Meiners, DG; Andy Murray, FB; Todd Perry, OG; Mike Pfeifer, OT; Ron Robinson, FS; Dean Wells, OLB; Ken Willis, PK; Tony Zigman, OLB  
 1990 Jim Graves, DE; Ryan Hockman, QB; Randy Holleran, LB; Bill Hulet, OG; Greg Hunt, FL; Larry Jackson, ROV; Greg Lahr, OT; Freddie Maggard, QB; Joel Mazzella, OG; Todd Perry, OG; Brad Smith, QB; Dean Wells, OLB; Gary Willis, CB  
 1991 Mark Askin, OT; Chip Garner, C; Jim Graves, DE; Bill Hawk, P; Ryan Hockman, QB; Larry Jackson, ROV; Greg Lahr, OT; Freddie Maggard, QB; Doug Pelfrey, K; Todd Perry, OG; Brad Smith, QB; Derrick Thomas, DE; Jeff Weihe, OT; Dean Wells, STR; Gary Willis, CB  
 1992 Brad Armstead, FS; Mark Askin, OT; Andy Britt, OG; Mark Chatmon, SE; Dude Harper, C; Ryan Hockman, QB; Cale Langford, FS; Marty Moore, LB; David Parks, OG; Doug Pelfrey, PK; Don



- 1993 Robinson, CB; Reggie Smith, LB; Dean Wells, DE  
Mark Askin, OT; Tim Calvert, FL; Brent Claiborne,  
PK; Trent DiGiuro, OG; Dude Harper, C; Chad  
Hayes, FB; Cale Langford, FS; Rob Manchester,  
SS; Ray McLaurin, TB/WB; Marty Moore, LB;  
Darren Murray, FB; David Parks, OL; Mike  
Schellenberger, LB; Jeff Speedy, QB
- 1994 Mark Askin, OT; Leman Boyd, SS; Dude Harper,  
C; Barry Jones, OG; Rob Manchester, SS; Ray  
McLaurin, WB; Mike Schellenberger, LB; Jaysuma  
Simms, SE; Jeff Speedy, QB; Roger Sullivan, DT;  
James Tucker, LB; Eric Wright, LB
- 1995 Dele Ali, SS; Ben Bird, DE; Harold Dennis, WR;  
Billy Jack Haskins, QB; Barry Jones, OT; Rob  
Manchester, FS; Ray McLaurin, TB; Antonio  
O'Ferral, WR; Mike Schellenberger, LB; John  
Schlarman, C; Mike Schlegel, DT; Brian Sivinski, K;  
David Snardon, LB; Jeff Speedy, QB; Jason Thomas,  
DE
- 1996 Brent Allen, WR; Cliff Bailey, OG; David  
Berringer, OG; Buddy Berry, CB; Ben Bird, DE;  
Jimmy Carter, P; Bill Coleman, K; Kris Comstock,  
OT; Harold Dennis, WR; Bob Holmberg, LB;  
Raymond McLaurin, TB; Kio Sanford, WR; Mike  
Schellenberger, LB; John Schlarman, OG; Tyler  
Siddens, WR; Jaysuma Simms, WR; Kurt Supe,  
DE; Miguel Viera, LB; Stephan Walters, FS; Jeff  
Zurcher, SS
- 1997 Cliff Bailey, OT; David Berringer, OT; Jimmy Carter,  
P; Kris Comstock, OT; Andy Dreisbach, LB; Bob  
Holmberg, LB; Jonas Liening, OT; John Rader, LB;  
John Schlarman, OG; Tyler Siddens, WR; Stephan  
Walters, FS; Littleton Ward, CB; Marc Wilson, CB;  
Alexander Wunder, SN; Jeff Zurcher, SS
- 1998 David Berringer, OT; Dusty Bonner, QB; Jimmy  
Carter, P; Kris Comstock, OT; Garry Davis, WR;  
Corry Doyle, QB; Willie Gary, FS; Chris Gayton,  
SS; Seth Hanson, K; Jonas Liening, OT; Lance  
Mickelsen, WR; Mike Riddle, OG; Marc Samuel,  
K; A. J. Simon, HB; Andy Smith, P; Grayson  
Smith, DE; Jeremy Streck, OG; Stephan Walters, LB; Jeff  
Zurcher, FS
- 1999 Mike Beirne, WR; Dusty Bonner, QB; Neal Brown,  
WR; Corry Doyle, QB; Chris Gayton, LB; Seth  
Hanson, K; Vincent Harrison, WR; Anthony Kelly,  
WR; Morris Lane, LB; Josh Parrish, OG; Mark  
Perry, QB; Marc Samuel, K; A. J. Simon, HB; Patrick  
Wiggins, SS
- 2000 Mike Beirne, WR; Neal Brown, WR; Aaron Daniel,  
C; Nolan DeVaughn, C; Corry Doyle, TE; Willie  
Gary, FS; Seth Hanson, K/P; Alex Herman, WR;  
Derek Homer, HB; Martez Johnson, FB; Anthony  
Kelly, WR; Eric Kelly, CB; Morris Lane, LB; Matt  
Layow, DE; Kyle McDuffie, WR; Josh Parrish, OG;  
Mark Perry, QB; John Robinson, DT; Grayson  
Smith, DE; Patrick Wiggins, SS
- 2001 Derek Abney, WR; Dougie Allen, WR; Coleman  
Barnes, SNAP; Mike Beirne, LB; James Benson, CB;  
Neal Brown, WR; Corry Doyle, QB; Willie Gary, FS;  
Seth Hanson, K/P; Tom Malloy, WR; Josh Parrish,  
OG; Matt Reardon, LB; Ronnie Riley, LB; Grayson  
Smith, DE; Jermaine White, TE; Patrick Wiggins, SS
- 2002 Derek Abney, WR; Tayo Agboke, S; Coleman  
Barnes, SN; Taylor Begley, K; Mike Beirne, LB;  
Aaron Boone, WR; Matt Brown, OT; Daniel  
Burnett, C; Alexis Bwenge, RB; Jeremy Caudill,  
DT; Tommy Cook, WR; Nolan DeVaughn, C;  
Jeremiah Drobney, TE; Chris Gayton, S; Otis  
Grigsby, DE; Seth Hanson, K; Justin Haydock, LB;  
Daniel Hopewell, WR; Matt Huff, OT; Antoine  
Huffman, CB; Gary Hughes, WR; Mike Kamphake,  
RB; Anthony Kelly, WR; Brandon Lesniewski,  
OG; Gerad Parker, WR; Ronnie Riley, LB; John  
Robinson, DT; Jason Rollins, OG; Nigel Smith, FS;  
Jacob Steuber, DE; Anthony Thornton, P; Daniel  
Wetzel, P; Patrick Wiggins, S
- 2003 Derek Abney, WR; Taylor Begley, K; Chris  
Bernard, WR; Shane Boyd, QB; Joe Brady, OG;  
Daniel Burnett, C; Alexis Bwenge, RB; Dominick  
DeVastey, WR; Jeremiah Drobney, TE; Clem  
Fennell, CB; Justin Haydock, LB; Matt Huff, OT;  
Antoine Huffman, CB; Hayden Lane, OT; Brandon  
Lesniewski, OG; Kurt Myers, TE; Gerad Parker, WR;  
Clint Ruth, K; Justin Sprowles, FB; Jacob Steuber,  
DE; Sevin Sucurovic, P; Anthony Thornton, P; Russ  
Throckmorton, FS
- 2004 Trey Barclay, QB; Taylor Begley, K; Alexis Bwenge,  
RB; Draak Davis, TB; Jeremiah Drobney, TE; Clem  
Fennell, CB; Richard Gray, NT; Dallas Greer, FS;  
Justin Haydock, LB; Andrew Hopewell, TB; Matt  
Huff, OG; Antoine Huffman, CB; Kurt Jackson, TE;  
Hayden Lane, OT; Lamar Mills, NT; Gerad Parker,  
WR; Jon Sumrall, LB; Jacob Tamme, WR; Anthony  
Thornton, P; Russ Throckmorton, SS; Sevin  
Sucurovic, P; Trai Williams, OG
- 2005 Michael Aitcheson, OG; Arliss Beach, TB; Taylor  
Begley, K; Karl Booker, FS; Keenan Burton, WR;  
Alexis Bwenge, FB; Terry Clayton, LB; Tommy  
Cook, WR; Patrick Daly, OT; Draak Davis, TB;  
Jeremiah Drobney, TE; Richard Gray, DT; Dallas  
Greer, SS; Antoine Huffman, CB; Hayden Lane, OT;  
Rocco Maragas, QB; Matt McCutchan, C; Martin  
McPherson, FS; Lamar Mills, DT; Eric Mueller, DE;  
Brian Scott, K; Eric Scott, DE; Travis Slaydon, C;  
Jacob Tamme, TE
- 2006 Michael Aitcheson, OT; Patrick Barnette, LB; Terry  
Clayton, LB; Jason Dickerson, SN; Dallas Greer,  
FS; J. J. Housley, K; Brad Hart, SN; Hayden Lane,  
OT; Rocco Maragas, QB; Tim Masthay, P; Robbie  
McAtee, WR; Martin McPherson, FS; Lamar Mills,  
DT; Austin Moss, DT; Adam Richey, SS; Michael  
Schwindel, SS; Brian Scott, K; Travis Slaydon,  
C; Jacob Tamme, TE; Durrell White, DE; Trai  
Williams, OG; Wesley Woodyard, LB
- 2007 Jess Beets, OG; Trey Bowland, TB; Anthony Cecil,  
WR; Terry Clayton, LB; Greg Curtin, LS; Marcus  
Davis, C; Daryl Faulkner, CB; Brad Hart, LS; J. J.  
Housley, K; Rafael Little, TB; Jayce Long, WR; Dicky  
Lyons, WR; Tim Masthay, P; Robbie McAtee, CB;  
Martin McPherson, FS; Shomari Moore, CB; Austin  
Moss, DT; Sean Murphy, WR; A.J. Nance, LB; Clay  
Pear, LS; Corey Peters, DT; Michael Schwindel, SS;  
Jacob Tamme, TE; Brandon Thurmond, LB; Wesley  
Woodyard, LB; Chris Wraley, WR
- 2008 Jess Beets, OG; Ross Bogue, TE; Marcus Davis, C;  
Brad Durham, OT; Daryl Faulkner, CB; Antwane  
Glenn, DT; Ahmad Grigsby, CB; Brad Hart, LS;



	J.J. Helton, LS; Stuart Hines, OG; J.J. Housley, K; Ventrell Jenkins, DE; Matt Lentz, SS; Ricky Lumpkin, DT; Dicky Lyons, WR; Tim Masthay, P; Robbie McAtee, CB; Luke McDermott, DT; Greg Meisner, DE; Josh Minton, DE; Shomari Moore, CB; Austin Moss, DE; Billy Joe Murphy, OT; A.J. Nance, LB; Nii Adjei Oninku, DE; Corey Peters, DT; Tyler Sargent, QB; Michael Schwindel, LB; Alfonso Smith, TB; Taiedo Smith, SS; Brandon Thurmond, LB		
2009	Stephen Ball, FB; Ross Bogue, TE; Clay Cecil, SS; Marcus Davis, C; Jacob Dufrene, LB; Brad Durham, OT; Daryl Faulkner, CB; Antwane Glenn, DT; Stuart Hines, OG; Matt Lentz, SS; Greg Meisner, DE; Anthony Mosley, CB; Billy Joe Murphy, OT; A.J. Nance, FB; Corey Peters, DT; Tyler Sargent, QB; Patrick Simmons, K; Taiedo Smith, S; Brandon Thurmond, LB		
2010	Brian Adams, WR; Ed Berry, WR; Marcus Davis, C; Steven Duff, OG; Brad Durham, OT; Alex Dutton, WR; Nathan Dutton, WR; Antwane Glenn, DT; Stuart Hines, OG; Jake Lanefski, OG; Derrick Locke, TB; Luke McDermott, DT; Craig McIntosh, K; Greg Meisner, FB; Ryan Mossakowski, QB; Billy Joe Murphy, OT; Morgan Newton, QB; Tyler Sargent, QB; Patrick Simmons, K; Matt Smith, C; Taiedo Smith, S; Ronnie Sneed, LB		
2011	Brian Adams, WR; Tyler Brause, LB; Steven Duff, OG; Antwane Glenn, DL; Max Godby, OG; Stuart Hines, OG; Lionel Inanzala, DT; Cody Jones, FB; Jake Lanefski, OG; Jake Lewellen, DE; Joe Mansour, K; Luke McDermott, DT; Craig McIntosh, K; Anthony Mosley, CB; Billy Joe Murphy, OT; Morgan Newton, QB; Toba Omotingbon, FB; Jacob Russell, QB; Patrick Simmons, K; Matt Smith, C; Taiedo Smith, S		
2012	Matthew Adolph, LS; Tyler Brause, LB; Kory Brown, LB; Kyle Budde, LS; Tyler Davenport, OT; Steven Duff, OG; Josh Forrest, LB; Max Godby, OG; Jack Gruenschlaeger, OG; Cody Jones, FB; Jared Leet, HOL; Patrick Ligon, TE; Joe Mansour, K; Kelly Mason, LS; Craig McIntosh, K; Morgan Newton, QB; Tyler Robinson, TE; Matt Smith, C; Zack West, OG; Taylor Wyndham, DE		
2013	John Ballis, TE; Steven Borden, TE; Tyler Brause, LB; Alvin Davis, DE; Bill Davis, OL; Eric Dixon, S; Landon Foster, P; Max Godby, OG; Cody Jones, FB; Patrick Ligon, TE; Joe Mansour, K; Kelly Mason, LS; Zach Myers, C; Max Strong, K; Jordan Swindle, OT; Jon Toth, C; Patrick Towles, QB; Dakotah Tyler, S; D.J. Warren, FB; Jordan Watson, OG; Jalen Whitlow, QB; Zane Williams, DT; Jeff Witthuhn, FB		
2014	Steve Borden, TE; Tyler Brause, LB; Mike Douglas, DT; Tre Dunn, LB; Alvin "Bud" Dupree, DE; Landon Foster, P; Max Godby, OG; John Gruenschlaeger, OG; Jojo Kemp, RB; Austin MacGinnis, K; Kelly Mason, LS; Zach Myers, C; Reese Phillips, QB; Maxwell Smith, QB; Za'Darius Smith, DE; Max Strong, K; Jordan Swindle, OT; Fred Tiler, CB; Ryan Timmons, WR; Jon Toth, C; D.J. Warren, FB; Zach West, OG; Zane Williams, DT; Jeff Witthuhn, FB		
2015	Logan Blue LB/LS; David Bouvier, WR; Miles Butler, K; Will Tom Collins, FB; C.J. Conrad, TE; Tanner Fink, TE/FB; Landon Foster, P; Greg Hart, TE; Nick	Haynes, OG; Joey Herrick, WR; Jacob Hyde, NG/FB; Jojo Kemp, RB; Ryan Kendall, WR; Jarrett LaRubbio, OG; Austin MacGinnis, K; Kelly Mason, LS; Zach Myers, C; Kendall Randolph, CB; Max Strong, K; Jordan Swindle, OT; Fred Tiller, CB; Ryan Timmons, WR; Jon Toth, C; Patrick Towles, QB; Charles Walker, WR; Zach West, OG	
		2016	Drew Barker, QB; David Baumer, OG; Blake Best, LS; Logan Blue, LB/LS; David Bouvier, WR; Isaiah Brown, CB; Alex Brownell, LB; Miles Butler, K; C.J. Conrad, TE; Tanner Fink, TE; Nico Firiros, LB; Spencer Foy, LB; Dylan Greenberg, RG; Greg Hart, TE; Nick Haynes, OG; Jacob Hyde, NG; Jojo Kemp, RB; DeNiro Laster, LB; Tate Leavitt, OT; Courtney Love, LB; Austin MacGinnis, K; Davis Mattingly, QB; Ramsey Meyers, OG; Naquez Pringle, DE; Kynan Smith, WR; Ryan Timmons, WR; Jon Toth, C; Charles Walker, WR; Mason Wolfe, OT; Tristan Yeomans, LS
		2017	David Baumer, OT; Brayden Berezowitz, WR; Bryan Berezowitz, WR; Blake Best, LS; Logan Blue, LB; David Bouvier, WR; Miles Butler, K; C.J. Conrad, TE; Luke Fortner, OT; Dylan Greenberg, RG; Jordan Griffin, CB; Greg Hart, TE; Jacob Hyde, NG; Ryan Kendall, WR; Austin MacGinnis, K; Grant McKinniss, P; Charles Moushey, WR; Tyler Pack, K; Kayaune Ross, WR; Drew Schlegel, LB; Brett Slusher, DB; Charles Walker, WR; Jamar Watson, LB; Mason Wolfe, OT; Luke Wright, QB; Tristan Yeomans, LS; Landon Young, OT
		2018	Abule Abadi-Fitzgerald, DT; Elijah Barnett, OLB; Brayden Berezowitz, WR; Bryan Berezowitz, WR; Blake Best, LS; David Bouvier, WR; Miles Butler, K; C.J. Conrad, TE; Jonathan Daido, WR; Luke Fortner, OT; Colin Goodfellow, P; Jordan Griffin, S; Grant McKinniss, P; William Nalty, LB; Joshua Paschal, DL; Matthew Ruffolo, K; Andrew Schlegel, TE; Brett Slusher, WR; Donald Smith, RB; Logan Stenberg, OG; Clevan Thomas, WR; Mason Wolfe, OT; Tristan Yeomans, LS
		2019	Abule Abadi-Fitzgerald, DT; Tyrell Ajian, S; Elijah Barnett, LB; Tyler Beisner, WR; Zac Berezowitz, DB; Blake Best, LS; Tyler Couch, C; Austin Dotson, OG; Max Duffy, P; Brandin Echols, DB; Darren Edmond, WR; Luke Fortner, OL; Colin Goodfellow, P; Jordan Griffin, DB; Drake Jackson, C; Zach Johnson, DB; Alex King, LB; Shawn Lawson, LB; Grant McKinniss, K/P; William Nalty, LB; Josh Paschal, OLB/DE; Chance Poore, K; Matt Ruffolo, K; Drew Schlegel, FB; Brett Slusher, WR; Clevan Thomas Jr., WR; Quintin Wilson, OL; Mason Wolfe, OL; Walker Wood, QB; Landon Young, OT
		2020	Abule Abadi-Fitzgerald, DT; Alex Bascom, DT; Richard Bascom, DT; Zach Berezowitz, DB; Jamari Brown, DB; Jared Casey, ILB; Yusuf Corker, S; Tyler Couch, OL; Eli Cox, OL; Jamin Davis, OLB; Patrick Delahunty, QB; Taj Dodson, DB; Max Duffy, P; Braxton Eiserman, ILB; Luke Fortner, OL; Colin Goodfellow, P; Manny Harper, WR; Collin Hartmann, DE; Jackson High, ILB; Drake Jackson, OL; Zach Johnson, S; Shawn Lawson, OLB; Jordan Morrow, LS; William Nalty, ILB; Joshua Paschal, DE; Chance Poore, K; A.J. Rose, RB;



- Matt Ruffolo, K; Nik Scalzo, QB; Brett Slusher, WR; Sawyer Smith, QB; Clevan Thomas, Jr., WR; Jack Varga, FB; Dillon Wheatley, FB; Quintin Wilson, OL; Jordan Wright, OLB; Landon Young, OL
- 2021 Abule Abadi-Fitzgerald, DT; Sam Anaele DL; Alex Bascom, DL; Richard Bascom, DL; Brenden Bates, TE; Isaiah Beasley, DL; Zac Berezowitz, DB; Jase Bruner, OLB; Yusuf Corker, S; Izayah Cummings, TE; Patrick Delahunty, QB; Austin Dotson, OL; Ben Drake, DB; Michael Drennen, RB; Darren Edmond, WR; Braxton Eiserman, ILB; Luke Fortner, C; Cody Goatley, ILB; Colin Goodfellow, P; Darren Green, ILB; Rickey Hyatt, Jr., DB; D'Eryk Jackson, ILB; Zach Johnson, DB; Luke Leeper, WR; Tyler Markray, Sr, RB; Jordan Morrow, LS; Will Nalty, ILB; Josh Paschal, DE; Clay Perry, LS; Chance Poore, K/P; Matt Ruffolo, K; Earnest Sanders, IV, WR; Clevan Thomas, Jr., WR; Keaton Upshaw, TE; Carrington Valentine, DB; Jack Varga, FB; Graham Wald, K; Quintin Wilson, OL
- 2022 Samuel Anaele, DL; Alexander Bascom, DL; Richard Bascom, DL; Brenden Bates, TE; Isaiah Beasley, DL; Jase Bruner, OLB; Jager Burton, OL; Izayah Cummings, TE; Cade Degraw, LS; Jordan Dingle, TE; Justice Dingle II, FB; Jamarius Dinkins, DL; Michael Drennen II, RB; Braxton Eiserman, ILB; Luke Fulton, ILB; Colin Goodfellow, P; D'Eryk Jackson, ILB; Will Levis, QB; Jordan Morrow, LS; William Nalty II, ILB; Clay Perry, LS; Andru Phillips, DB; Chance Poore, K; Paul Rodriguez, OL; Matthew Ruffolo, K; Jackson Schulz, DB; Kaiya Sheron, QB; Martez Thrower, ILB; Carrington Valentine, DB; John Varga Jr., FB; Jai Williams, OLB; Quintin Wilson, OL; Jordan Wright, OLB; La'vell Wright, RB
- 2023 Alex Afari, Jr., LB; Brenden Bates, TE; Isaiah Beasley, DL; Tanner Bowles, OL; Jase Bruner, OLB; Jager Burton, OL; Eli Cox, OL; Izayah Cummings, TE; Jordan Dingle, TE; Jamarius Dinkins, DL; Luke Fulton, LB; Dylan Gary, WR; Maxwell Hairston, DB; Deuce Hogan, QB; D'Eryk Jackson, LB; Ramon Jefferson, RB; Josh Kattus, TE; Dane Key, WR; Cole Lanter, WR; JuTahn McClain, RB; Jack Monday, TE; Jarard Mosely, DB; Clay Perry, LS; Chance Poore, K; Jordan Robinson, DB; Paul Rodriguez, OL; Kaiya Sheron, QB; Jackson Shulz, DB; Jackson Smith, K; Martez Thrower, LB; Jack Varga, FB; Keaten Wade, LB; Jai Williams, OLB; La'vell Wright, RB

**COLLEGE FOOTBALL HALL OF FAME**




**1946-53**

PAUL "BEAR"  
**BRYANT**

**HEAD COACH  
(INDUCTED IN 1986)**

Paul "Bear" Bryant, a national football legend, coached at Kentucky for eight seasons and compiled a record of 60-23-5 for a .710 win percentage while reaching four bowl games. Not only did Bryant total 60 wins during his time at UK, but he also led the Wildcats to their first bowl game (1947 Great Lakes Bowl), first national championship and first Southeastern Conference title in 1950. He also took Kentucky to consecutive appearances in the 1950 Orange Bowl, 1951 Sugar Bowl, and 1952 Cotton Bowl. Bryant coached eight first-team All-Americans during his tenure at Kentucky.



**1946, 1948-49**

JERRY  
**CLAIBORNE**

**DEFENSIVE BACK/END  
HEAD COACH (1982-89)  
(INDUCTED IN 1999)**

Jerry Claiborne lettered three years at Kentucky under Paul "Bear" Bryant as a blocking back, end and defensive back. He set a UK single-season record for interceptions with nine thefts for 130 yards during the 1949 campaign. As an assistant coach, Claiborne spent 10 years at the collegiate ranks of Kentucky (1952-53), Texas A&M (1954-56), Missouri (1957), Alabama (1958-60), and Colorado (1971) before becoming a head coach. He ended his career as a head coach ranked 21st among all NCAA coaches with 179 victories and compiled an overall record of 179-122-8 in 28 seasons as a collegiate head coach. Claiborne's career included stops at Virginia Tech (61-39-2), Maryland (77-37-3) and Kentucky (41-46-3). He was named Coach of the Year in three different conferences – Southern (1963), Atlantic Coast (1973, 1975, 1976) and Southeastern (1983) – in addition to being named National Coach of the Year by *The Sporting News* in 1974. Claiborne led the Wildcats to a pair of bowl berths with the 1983 and 1984 Hall of Fame Bowls.

In 1989, he guided UK to the College Football Association Academic Achievement Award for highest graduation rate and set an SEC record by placing 17 Wildcats on the SEC Academic Honor Roll. The former head coach received the Neyland Award in 1994 and was elected to the College Football Hall of Fame in 1999.



**1947-50**

BOB  
**GAIN**

**TACKLE/PLACEKICKER  
(INDUCTED IN 1980)**

Bob Gain played four years at Kentucky, 1947 through 1950, and was a two-way starter at tackle. He also was the team's place kicker, accounting for 38 extra points. In 1950, he blocked kicks against North Texas and Georgia Tech. He recovered both kicks inside the opponents' 20 to set up touchdowns for Kentucky. Gain also served as a powerful blocker on offense, and he won the 1950 Outland Trophy as the nation's best interior lineman. This helped Kentucky to a 10-1 regular season record, its first Southeastern Conference title, and a victory over Oklahoma in the Sugar Bowl. He was a consensus All-America and conference MVP after gaining first-team All-America status as a junior. He played in 1951 with Ottawa in the Canadian League and 1952 with Cleveland in the National Football League. In 1953, he served as a first lieutenant in the U.S. Air Force in Korea. He returned to play with the Cleveland Browns 1954-64.



**1951-53**


STEVE  
**MEILINGER**

**END/HALFBACK/  
DEFENSIVE BACK/  
LINEBACKER  
(INDUCTED IN 2013)**

Steve Meilinger gained fame as "Mr. Anywhere" for his versatility and value to the Kentucky football program. He lettered three years for the Wildcats as an end, halfback, defensive back, and linebacker under Hall of Fame head coach Bear Bryant.



He also served as the Wildcats' two-year starting punter while returning punts and kickoffs. His career totals include 75 catches for 1,210 yards (16.1 avg.) and 17 touchdowns, a former UK team record. Meilinger had 41 receptions and racked up 576 yards and eight touchdowns during the 1951 season, which led to him becoming a first-team All-American in 1952 and 1953. He was also named first-team All-SEC three times (1951-53) and the Birmingham QB Club Quarter Century All-SEC Team (1950-74). He rushed for 714 yards and intercepted six passes during his college career and was later a first-round NFL Draft choice by Washington in the 1954 NFL Draft. Meilinger played six seasons in the league for the Redskins, Green Bay Packers and Pittsburgh Steelers. He spent the entirety of his non-football life in military or public service. Immediately following his selection by the Redskins, Meilinger served two years as a tank commander in the U.S. Army's 100th Tank Battalion of the 1st Armored Division before embarking on his pro football career. From 1962-83, Meilinger was a United States Marshal, and he was one of the original six marshals who founded the U.S. Federal Witness Protection Program. The Bethlehem, Pa., native is a member of the State of Kentucky Athletic Hall of Fame, the University of Kentucky Athletic Hall of Fame, the Fork Union Military Academy Hall of Fame, the Lehigh Valley (Penn.) Hall of Fame and the Liberty High School Hall of Fame.



**1955-57**

LOU  
**MICHAELS**

**TACKLE/KICKER/PUNTER  
(INDUCTED IN 1992)**

Lou Michaels played tackle for Kentucky from 1955 through 1957, was a consensus All-America the last two years, and was named the Most Valuable Player in the Southeastern Conference in 1957. This MVP award, given by the Nashville Banner, is decided by a vote of the coaches. It started in 1933 and in its first 50 years only one tackle - Michaels - won it. Also in 1957, the Washington Touchdown Club made him Lineman of the Year. He was fourth in the voting for the Heisman Trophy in 1957. Michaels was named the outstanding lineman in the Southeastern Conference twice - by the Birmingham Touchdown Club in 1956 and the Atlanta Touchdown Club in 1957. He did some of Kentucky's punting and place kicking. Michaels averaged 39.8 yards per punt, had 122 punts for

4,852 yards, and connected on 13 of 16 PATs and 2 of 3 field goals during his career at UK. Kentucky retired his jersey, number 79, in 1990. Michaels played professionally for 14 years, 1958-1971, with the Los Angeles Rams, Pittsburgh Steelers, Baltimore Colts and Green Bay Packers. His brother Walter, played football at Washington and Lee and then had a 12-year pro career.




**1949-51**

VITO "BABE"  
**PARILLI**

**QUARTERBACK  
(INDUCTED IN 1982)**

Vito "Babe" Parilli brought Kentucky national recognition as he introduced Bear Bryant's "T" Formation that baffled opponents and spectators alike. Parilli was a great ball handler. Defenders tackled backs not carrying the ball as Parilli's fakes enabled receivers to become wide open for his passes. In 1949 and 1950, Parilli directed teams that ran up 684 points against 115 opposition points. The Wildcats held 10 of 22 opponents scoreless, and all but three to seven points or less. In 1950, while Parilli was breaking a long list of Southeastern Conference records, Kentucky won the Southeastern Conference title. In his illustrious career, Parilli threw 50 touchdown passes, led Kentucky to wins over Oklahoma in the Sugar Bowl and TCU in the Cotton Bowl, and won consensus first-team All-America honors in 1950. He twice placed in the top-four of the Heisman vote. He ended his remarkable college career with consensus All-America honors again in 1951 and Most Valuable Player citation in the College All-Star Game. After being taken in the first-round of the NFL Draft by the Green Bay Packers in 1952, the quarterback played for six years in the NFL, then 10 years in the AFL, culminating with a 1969 Super Bowl championship with the New York Jets.




**1974-77**

ART  
**STILL**

**DEFENSIVE END  
(INDUCTED IN 2015)**

Art Still lettered four years at the University of Kentucky as a defensive end and was a consensus first-team All-American in 1977 after he broke the UK single-season record with 22 tackles behind the line. He was also named two-time, first-team All-SEC in 1976 and 1977. Still was honored by the Birmingham Touchdown Club and the Columbus (Ga.) Touchdown Club as the SEC Outstanding Senior Player in 1977. The legendary defensive end finished his career with 327 tackles and was named to the Lakeland (Fla.) Ledger 25-year All-SEC team (1961-1975). A first-round draft choice by Kansas City in 1978, Still played 12 seasons in the NFL with Kansas City and Buffalo.



Couch's sophomore and junior campaigns – coinciding with the arrival of the “Air Raid” offense of Coach Hal Mumme – sent a lightning bolt of excitement through the Kentucky program and Wildcat fan base. Couch finished the '97 season throwing for 3,884 yards and 37 touchdowns, setting several SEC and school records, most of which he would break a year later. He was named second-team All-SEC, with only the presence of Tennessee senior QB Peyton Manning preventing him from higher league laurels. Couch also finished in the top 10 in voting for the Heisman Trophy. He led the Cats to even greater heights in 1998, guiding Kentucky to a 7-4 regular-season record, the team's first winning season in nine years. Couch completed an NCAA-record 72.3 percent of his passes in 1998, throwing for 4,275 yards and 36 touchdowns. He was named first-team All-America by the Football Writers Association of America and the Walter Camp Football Foundation. Couch was a finalist for the Heisman Trophy, finishing fourth in the voting. Couch also was the 1998 SEC Player of the Year, the Southeast Area Back of the Year by the Atlanta Touchdown Club and the Midwest Collegiate Player of the Year by the Cleveland Touchdown Club. Couch's career totals, almost all of which came during his two seasons as the starting QB, feature 795 completions in 1,184 attempts (67.1 percent) for 8,435 yards and 74 touchdowns. He broke seven NCAA records, 14 SEC records and 26 school records. He played five years for Cleveland, eventually leading the team to the 2002 NFL Playoffs, before injuries ended his career following the 2003 season.



**1996-98**

TIM  
**COUCH**

**QUARTERBACK  
(INDUCTED IN 2024)**

Tim Couch played at Kentucky from 1996-98. After seeing limited action during his freshman season,







# MISCELLANEOUS HONORS AND AWARDS

## KENTUCKY HONOR ROLL

### College Football Hall of Fame

The National Football Foundation inducts former great coaches and players into the College Football Hall of Fame.

1947-50	Bob Gain	Tackle
1949-51	Babe Parilli	Quarterback
1946-53	Paul "Bear" Bryant	Coach
1951-53	Steve Meilinger	End
1955-57	Lou Michaels	Tackle
1973-77	Art Still	Defensive End
1982-89	Jerry Claiborne	Coach
1996-98	Tim Couch	Quarterback

### National Football Foundation Scholar-Athlete Award

The National Football Foundation and Hall of Fame annually, beginning in 1951, honors scholar-athletes from universities around the nation and presents them with scholarships for post-graduate work.

1978	Jim Kovach	Linebacker
1979	Leon Shadowen	Off. Guard
1982	Rob Mangas	Tight End
1998	Jeff Zurcher	Free Safety
2007	Jacob Tamme	Tight End

### NCAA Post-Graduate Scholarship

The National Collegiate Athletic Association annually, beginning in 1964, honors scholar-athletes from universities around the nation and presents them with post-graduate scholarships.

1976	Tom Ranieri	Linebacker
1979	Jim Kovach	Linebacker
1983	Keith Martin	Def. Guard



### Bednarik Award

The Chuck Bednarik Award is presented annually to the best defensive player in college football as judged by the Maxwell Football Club.

2018 Josh Hines-Allen Linebacker

### Nagurski Award

The Bronko Nagurski Trophy has been awarded annually since 1993 to the collegiate American football player adjudged by the membership of the Football Writers Association of America (FWAA) to be the best defensively in the National Collegiate Athletic Association; the award is presented by the Charlotte Touchdown Club and the FWAA.

2018 Josh Hines-Allen Linebacker





**Paul Hornung Award**

The Paul Hornung Award is given annually to the most versatile player in major college football by the Louisville Sports Commission and football legend and Louisville native Paul Hornung.

2019 Lynn Bowden Jr. QB, WR, KR, PR

**Lott Trophy**

The Lott IMPACT Trophy is presented annually to the college football defensive IMPACT player of the year. IMPACT is an acronym for: Integrity, Maturity, Performance, Academics, Community, and Tenacity. The award selection is voted on by members of the national media, previous finalists, the board of directors of the Pacific Club IMPACT Foundation. The award is named in honor of College Football Hall of Fame and Pro Football Hall of Fame defensive back, Ronnie Lott.

2018 Josh Hines-Allen Linebacker



**Jack Lambert Trophy**

An annual award given by the Touchdown Club of Columbus, Ohio to the top American collegiate linebacker.

2018 Josh Hines-Allen Linebacker

**Outland Trophy**


The Outland Trophy is presented annually to the outstanding interior lineman in collegiate football by the Football Writers Association of America.

1950 Bob Gain Tackle

**Ray Guy Award**

The Ray Guy Award is presented annually to college football's most outstanding punter as adjudged by the Augusta Sports Council.

2019 Max Duffy Punter





**ALL-TIME KENTUCKY TEAMS SELECTED IN 1990 FOR THE 100TH SEASON OF KENTUCKY FOOTBALL**

<b>Lexington Herald-Leader</b>			<b>Louisville Courier-Journal</b>		
<b>OFFENSE</b>			<b>OFFENSE</b>		
E	Tom Hutchinson		E	Tom Hutchinson	
OL	Warren Bryant		T	Sam Ball	
OL	Sam Ball		T	Warren Bryant	
OL	Ray Correll		G	Gene Donaldson	
OL	Irv Goode		G	Dermontti Dawson	
OL	Doug Moseley		C	Jay Rhodemyre	
E	Steve Meilinger		E	Steve Meilinger	
QB	Babe Parilli		QB	Babe Parilli	
Back	Rodger Bird		Back	Bob Davis	
Back	Sonny Collins		Back	Sonny Collins	
Back	Shipwreck Kelly		Back	Mark Higgs	
Kicker	Joey Worley		Kicker	Joey Worley	
<b>DEFENSE</b>			<b>DEFENSE</b>		
DL	Bob Gain		DL	Bob Gain	
DL	Lou Michaels		DL	Lou Michaels	
DL	Art Still		DL	Art Still	
DL	Dave Roller		DL	Ray Correll	
DL	Jeff Van Note		DL	Jeff Van Note	
LB	Joe Federspiel		LB	Joe Federspiel	
LB	Jay Rhodemyre		LB	Jim Kovach	
DB	Paul Calhoun		LB	Frank LeMaster	
DB	Jerry Claiborne		DB	Mike Siganos	
DB	Darryl Bishop		DB	Paul Calhoun	
DB	Mike Siganos		DB	Rodger Bird	
Ret.	Dicky Lyons		P	Ralph Kercheval	

**Danny Wuerffel Trophy**

The Wuerffel Trophy is awarded to the FBS player that best combines exemplary community service with athletic and academic achievement.

2017	Courtney Love	Linebacker
------	---------------	------------

**Pop Warner Award**

The Pop Warner Award recognizes a senior who has made a difference on the field, in the classroom and in his community, and serves as a role model for Pop Warner's young athletes.

2018	C.J. Conrad	Tight End
2022	Kenneth Horsey	Offensive Line

**Mosi Tatupu Award**

The Mosi Tatupu Award was presented annually to the outstanding senior special teams player in collegiate football by the Hula Bowl Maui.

2002	Glenn Pakulak	Punter
------	---------------	--------

**Bobby Bowden Award**

The Bobby Bowden Award is presented annually by the Fellowship of Christian Athletes to a Division I football player who epitomizes a student-athlete and conducts himself as a faith model in the community, in the classroom and on the field.

2007	Jacob Tamme	Tight End
------	-------------	-----------

**Rudy Award**

The Rudy Award is presented by The Rudy Foundation to the most inspirational player in America.

2007	Terry Clayton	Linebacker
------	---------------	------------

**Regional Coach Of The Year**

1984	Jerry Claiborne	AFCA Region 2
1997	Hal Mumme	AFCA Region 2
1999	Hal Mumme	Football News South/SW Region



**Jason Witten Collegiate Man of the Year**

The Jason Witten Man of the Year is given to the college football player who demonstrates a record of leadership by exhibiting exceptional courage, integrity and sportsmanship both on and off the field

2021 Joshua Paschal Defensive End

**SEC Coach of the Year**

The SEC Coach of the Year award selected by The Associated Press and league coaches. The award was sponsored by the Nashville Banner from 1933-97.

1950	Paul Bryant	AP
1954	Blanton Collier	Coaches
1977	Fran Curci	AP
1983	Jerry Claiborne	AP
2018	Mark Stoops	AP, Coaches

**SEC Player of the Year**

The SEC Player of the Year award as selected by league coaches and media. The award was sponsored by the Nashville Banner from 1933-97.

1950	Babe Parilli	Quarterback (Coaches)
1957	Lou Michaels	Tackle (Coaches)
1973	Sonny Collins	Running Back (Coaches)
1998	Tim Couch	Quarterback (Coaches)

**SEC Defensive Player of the Year**

2018 Josh Hines-Allen Linebacker  
(Coaches, AP, Athlon, ESPN)

**“Unsung Hero” All-American College Football Chronicle**

1996	John Schlarman	Off. Guard
1997	Bamidele Ali	Defensive End

**All-America Farm Team Successful Farming Magazine**

1996	Jonas Liening, OT	First Team
1997	Jonas Liening, OT	First Team
1998	Jonas Liening, OT	First Team
1998	Lance Mickelsen, WR	Hon. Mention
1999	Jeff Snedegar, LB	First Team
2000	Nolan DeVaughn, C	Second Team

**Atlanta Touchdown Club Award**

The Atlanta Touchdown Club Awards have been given since 1939 to the outstanding players in the Southeast.

1949	Bob Gain	Lineman
1950	Babe Parilli	Back
1957	Lou Michaels	Lineman
1995	Moe Williams	Back
1998	Tim Couch	Back
2002	Derek Abney	Special Teams
2010	Randall Cobb	Special Teams

**Atlanta Constitution Award**

1950	Babe Parilli	Quarterback
1951	Babe Parilli	Quarterback
1951	Doug Moseley	Center
1953	Ray Correll	Guard

**Bill Faulkner Award (Wildcat Touchdown Club)**

1992	Jerry Claiborne	Coach
1993	Brent Claiborne	PK

**Birmingham Post-Herald Award**

1974 Sonny Collins Running Back

**Birmingham QB Club Quarter-Century All-SEC Team (1950-74)**

1951-53	Steve Meilinger	End
1947-50	Bob Gain	Tackle
1955-57	Lou Michaels	Tackle

**Birmingham Quarterback Club Award**

The Birmingham QB Club annually selects the outstanding back and lineman in the SEC.

1949	Bob Gain	Lineman
1950	Babe Parilli	Back
1956	Lou Michaels	Lineman
1977	Derrick Ramsey	Back
2002	Derek Abney	Special Teams
2018	Josh Hines-Allen	Linebacker



### **Birmingham Touchdown Club Award**

The Birmingham Touchdown Club selected the outstanding senior player and assistant coach in the SEC.

1977	Art Still	Defensive End
1988	Terry Strock	Asst. Coach

### **ESPN "All-Mayday" Team**

A national team selected by ESPN in honor of players who show extraordinary toughness and determination during their collegiate football careers.

2005	Tommy Cook	Wide Receiver
2006	Lamar Mills	Def. Tackle
2007	Keenan Burton	Wide Receiver

### **Helms Foundation Hall of Fame Award**

1927-33	Harry Gamage	Coach
1949-50	Babe Parilli	Quarterback
1955-57	Lou Michaels	Tackle

### **Jacobs Trophy**

The Jacobs Trophy has been given annually since 1935 by Dr. W.J. Jacobs of Clinton, S.C., to the outstanding blocker in the Southeastern Conference based on a poll of league coaches.

1976	Warren Bryant	Off. Tackle
2021	Darian Kinnard	Off. Tackle

### **The Howard Schnellenberger MVP Award**

The Howard Schnellenberger MVP Award, presented annually to the most valuable player on the winning team in the University of Louisville – University of Kentucky football game, was created in 2010 by the Louisville Sports Commission.

2010	Derrick Locke	Running Back
2016	Stephen Johnson	Quarterback
2018	Terry Wilson	Quarterback
2019	Lynn Bowden Jr.	All-Purpose
2021	Will Levis	Quarterback
2022	Matt Ruffolo	Kicker
2023	J.J. Weaver	Linebacker

### **Mayo Clinic Comeback Player of the Year**

The Mayo Clinic Comeback Player of the Year Award was founded in 2018 to honor student-athletes who overcome injury and illness to excel on the field. The winners are selected by a vote of Associated Press college football writers.

2020	Kenneth Horsey	Guard
2021	J.J. Weaver	OLB

### **Washington Touchdown Club Award**

1950	Babe Parilli	Quarterback
1957	Lou Michaels	Tackle

### **Freshman All-America (since 1986)**

1986	Ron Robinson, DB The Sporting News (1st Team)
1988	Jerry Bell, DG Football News (1st Team)
1988	Greg Lahr, OT Football News (1st Team)
1989	Chuck Bradley, OT Football News (1st Team)
1993	Moe Williams, TB Football News (2nd Team)
1997	Willie Gary, FS The Sporting News (1st Team)
1998	Matt Brown, OT The Sporting News (3rd Team)
1998	David Johnson, SS The Sporting News (1st Team)
1998	Dennis Johnson, DE The Sporting News (2nd Team)
1999	Kip Sixbery, OG The Sporting News (1st Team) Football News (2nd Team)
2000	Antonio Hall, OT Rivals.com (1st Team) The Sporting News (3rd Team)
2000	Chad Scott, RB The Sporting News (3rd Team)
2003	Lamar Mills, NT The Sporting News (1st Team)
2003	Durrell White, LB The Sporting News (3rd Team)
2004	Ricky Abren, NT Rivals.com (2nd Team) CollegeSportsReport.com (3rd team)
2005	Braxton Kelley, LB Rivals.com (2nd Team) The Sporting News (3rd Team)
2006	Trevar Lindley, CB Rivals.com , TSN, FWAA (1st Team)
2009	Taylor Wyndham, DE Phil Steele's College Football (2nd Team) CollegeFootballNews.com (3rd Team)
2010	Jordan Aumiller, TE Phil Steele's College Football (4th Team)
2010	Qua Huzzie, LB Phil Steele's College Football (5th Team)
2012	Landon Foster, P Rivals.com (1st Team) CollegeFootballNews.com (2nd team)
2014	Austin MacGinnis, K Scout.com (1st team)
2014	Stanley "Boom" Williams, KOR



	Phil Steele's College Football (1st Team)
	The Sporting News (1st team)
2015	C.J. Conrad, TE
	Athlon Sports (3rd Team)
2015	Chris Westry, CB
	Athlon Sports (3rd Team)
2016	Benny Snell Jr., RB
	Athlon Sports, FWAA, 247 Sports, ESPN (1st Team)
2022	Barion Brown, WR
	On3.com, 247sports, Pro Football Focus (1st Team)
	The Athletic (2nd Team)
	College Football News (3rd Team)
2022	Deone Walker, DT
	FWAA, The Athletic, College Football News, On3.com, 247sports, Pro Football Focus (1st Team)

**Coaches' SEC All-Freshman Team**

2000	Derek Abney	Wide Receiver
	Antonio Hall	Offensive Tackle
	Dewayne Robertson	Defensive Tackle
	Chad Scott	Running Back
2001	Ellery Moore	Defensive Tackle
2002	Taylor Begley	Kicker
	Deion Holts	Defensive End
2003	Lamar Mills	Nose Tackle
	Durrell White	Linebacker
2004	Wesley Woodyard	Linebacker
2005	David Jones	Cornerback
	Braxton Kelley	Linebacker
	Shomari Moore	Cornerback
2006	Justin Jeffries	Offensive Tackle
	Micah Johnson	Linebacker
	Trevard Lindley	Cornerback
	Lones Seiber	Kicker
2008	Randall Cobb	QB/WR
2009	Larry Warford	Offensive Guard
2010	Jordan Aumiller	Tight End
2011	Maxwell Smith	Quarterback
2012	Landon Foster	Punter
2013	Jon Toth	Center
2014	Austin MacGinnis	Kicker
	Ramsey Meyers	Offensive Guard
2015	C.J. Conrad	Tight End
	Chris Westry	Cornerback
2016	Benny Snell Jr.	Running Back
	Logan Stenberg	Offensive Guard
2017	Lynn Bowden Jr.	Return Specialist
2018	DeAndre Square	Linebacker
2021	Trevin Wallace	Linebacker
2022	Barion Brown	WR/AP/RS
	Jager Burton	Offensive Guard
	Deone Walker	Defensive Tackle
2023	Walker Himebauch	Longsnapper

**Knoxville News-Sentinel****SEC All-Freshman Team**

1986	Vic Adams	Defensive Guard
	Ron Robinson	Defensive Back
1987	Chris Tolbert	Defensive Back
1988	Greg Lahr	Offensive Tackle
	Jerry Bell	Defensive Guard
1989	Kurt Johnson	Flanker
	Chuck Bradley	Offensive Tackle
1990	Terry Samuels	Fullback
1991	Mark Askin	Offensive Tackle
	Damon Betz	Nose Guard
	Melvin Johnson	Free Safety
1992	David Snardon	Bandit
1993	Moe Williams	Tailback
1994	Chad Hudson	Linebacker
	Kio Sanford	Kick Returner
	John Schlarman	Offensive Guard
1995	Jonas Liening	Offensive Tackle
	Marvin Major	Defensive Tackle
	Craig Yeast	Wide Receiver
1996	David De La Perralle	Offensive Tackle
	Derick Logan	Tailback
	George Massey	Defensive Tackle
	Chad Spencer	Tight End
1997	Willie Gary	Free Safety
	Seth Hanson	Kicker
	Derek Homer	Halfback
1998	Matt Brown	Offensive Tackle
	David Johnson	Strong Safety
1999	Kip Sixbery	Offensive Guard
2000	Derek Abney	Wide Receiver
	Antonio Hall	Offensive Tackle
	Jared Lorenzen	Quarterback
	Dewayne Robertson	Defensive Tackle
	Chad Scott	Running Back
2001	Ellery Moore	Defensive Tackle
2002	Taylor Begley	Kicker
2003	Keenan Burton	Wide Receiver
	Lamar Mills	Nose Tackle
	Durrell White	Linebacker

**The Sporting News****SEC All-Freshman Team**

2004	Ricky Abren	Nose Tackle
	Aaron Miller	Offensive Tackle
2005	Braxton Kelley	Linebacker
2006	Trevard Lindley	Cornerback

**Lakeland (Fla.) Ledger 25-Year****All-SEC Team (1961-85)**

1973-76	Warren Bryant	Off. Lineman
1974-77	Art Still	Def. Lineman


**Southeastern Conference**
**Offense/Defense/Special Teams**
**Offensive Lineman/Defensive Lineman/**
**Freshman Player of the Week by**
**SEC Office**

10/11/1985	Mike Velotta, DT, vs. Miss. State		
11/08/1986	Ivy Joe Hunter, TB, vs. Vanderbilt		
11/15/1986	Bill Ransdell, QB, vs. Florida		
10/10/1987	Mark Higgs, TB, vs. Mississippi		
10/22/1988	Alfred Rawls, TB, vs. Georgia		
11/05/1988	Randy Holleran, LB, vs. Vanderbilt		
11/11/1989	Oliver Barnett, DT, at Vanderbilt		
09/01/1990	Joey Couch, NG, vs. Central Michigan		
10/27/1990	Al Baker, FB, vs. Georgia		
11/16/1991	Don Robinson, CB, at Florida		
09/19/1992	Dean Wells, DE, vs. Indiana		
09/11/1993	Marty Moore, LB, vs. Florida		
09/23/1995	Moe Williams, TB, at South Carolina		
10/26/1996	Mike Schellenberger, LB, vs. Georgia		
08/30/1997	Tim Couch, QB, vs. Louisville		
10/04/1997	Tim Couch, QB, vs. Alabama		
09/26/1998	Craig Yeast, WR, at Florida		
10/17/1998	Tim Couch, QB, at LSU		
10/16/1999	Anthony Wajda, FS, vs. LSU		
11/13/1999	Patrick Wiggins, SS, vs. Vanderbilt		
09/01/2002	Taylor Begley, K, vs. Louisville		
09/07/2002	Jared Lorenzen, QB, vs. Texas-El Paso		
09/28/2002	Derek Abney, KR, vs. Florida		
10/19/2002	Derek Abney, KR, vs. Arkansas		
11/02/2002	Derek Abney, KR, vs. Miss. State		
09/20/2003	Anthony Thornton, P, vs. Indiana		
10/25/2003	Derek Abney, KR, vs. Miss. State		
09/18/2004	Matt McCutchan, C, vs. Indiana		
10/29/2005	Rafael Little, TB, vs. Mississippi State		
11/12/2005	Rafael Little, KR, vs. Vanderbilt		
09/16/2006	Andre' Woodson, QB, vs. Ole Miss		
10/28/2006	Keenan Burton, KR, vs. Miss. State		
11/04/2006	Trevard Lindley, CB, (freshman) vs. Georgia		
11/11/2006	Andre' Woodson, QB, vs. Vanderbilt		
11/18/2006	Matt McCutchan, C, vs. La.-Monroe		
09/08/2007	Jason Leger, OG, vs. Kent State		
09/15/2007	Andre' Woodson, QB, vs. Louisville		
09/22/2007	Wesley Woodyard, LB, vs. Arkansas		
09/22/2007	Jason Leger, OG, vs. Arkansas		
09/29/2007	Garry Williams, OT, vs. Fla. Atlantic		
10/13/2007	Andre' Woodson, QB, vs. LSU		
11/10/2007	Jeremy Jarmon, DE, (defensive lineman award) vs. Vanderbilt		
08/31/2008	Myron Pryor, DT, (defensive player award) vs. Vanderbilt		
09/13/2008	Mike Hartline, QB, vs. Middle Tenn.		
09/27/2008	Garry Williams, OT, vs. Western Ky.		
10/18/2008	Randall Cobb, WR/QB (freshman) vs. Arkansas		
11/01/2008	Ventrell Jenkins, DE, (defensive lineman award) vs. Miss. State		
09/05/2009	Trevard Lindley, CB, vs. Miami (Ohio)		
09/19/2009	Derrick Locke, KR, vs. Louisville		
10/10/2009	Corey Peters, DT, (defensive lineman award) vs. S. Carolina		
10/17/2009	Micah Johnson, LB, vs. Auburn		
10/24/2009	Jorge Gonzalez, C, vs. La. Monroe		
11/07/2009	Morgan Newton, QB, (freshman award) vs. Eastern Kentucky		
11/14/2009	Corey Peters, DT, (defensive lineman award) vs. Vanderbilt		
11/21/2009	Sam Maxwell, LB, vs. Georgia		
09/04/2010	Danny Trevathan, LB, vs. Louisville		
10/16/2010	Mike Hartline, QB, vs. South Carolina		
11/13/2010	DeQuin Evans, DE, (defensive lineman award) vs. Vanderbilt		
09/01/2011	Luke McDermott, DT, (defensive lineman award) vs. WKU		
09/10/2011	Josh Clemons, TB, (freshman award) vs. Central Michigan		
11/05/2011	Maxwell Smith, QB, (freshman award) vs. Ole Miss		
11/19/2011	Danny Trevathan, LB, vs. Georgia		
09/08/2012	Larry Warford, OG, vs. Kent State		
11/17/2012	Donte Rumph, DT, (defensive lineman award) vs. Samford		
09/07/2013	Kevin Mitchell, OG, vs. Miami (Ohio)		
08/30/2014	Jon Toth, C, vs. UT Martin		
09/13/2014	Garrett Johnson, WR, (freshman award) vs. Florida		
10/04/2014	Alvin "Bud" Dupree, DE, (defensive lineman award) vs. S. Carolina		
11/29/2014	Alvin "Bud" Dupree, DE, (defensive lineman award) vs. Louisville		
09/14/2015	Chris Westry, DB (freshman award) vs. South Carolina		
09/28/2015	Cory "C.J." Johnson, DT, (defensive lineman award) vs. Missouri		
11/23/2015	Mike Edwards, S, (freshman award) vs. Charlotte		
09/26/2016	Denzil Ware, DE, (co-defensive lineman award) vs. South Carolina		
10/10/2016	Jon Toth, C, (offensive lineman award) vs. Vanderbilt		
10/24/2016	Austin MacGinnis, P, (special teams award) vs. Mississippi State		
10/24/2016	Benny Snell Jr., RB, (freshman award) vs. Mississippi State		
10/31/2016	Adrian Middleton, DE, (defensive lineman award) vs. Missouri		
10/31/2016	Benny Snell Jr., RB, (freshman award) vs. Missouri		
11/28/2016	Austin MacGinnis, P, (special teams award) vs. Louisville		
09/05/2017	Josh Hines-Allen, DE (defensive lineman award) vs. Southern Miss		



09/18/2017	Derrick Baity, CB (co-defensive player award) vs. South Carolina	11/14/2020	Landon Young, OT (offensive lineman award) vs. Vanderbilt
09/18/2017	Austin MacGinnis, K (co-special teams award) vs. South Carolina	11/14/2020	J.J. Weaver, OLB (freshman award), vs. Vanderbilt
10/02/2017	Josh Paschal, LB (special teams award) vs. Eastern Michigan	12/5/2020	Phil Hoskins, DT (defensive lineman award) vs. South Carolina
10/09/2017	Lynn Bowden Jr., AP (freshman award) vs. Missouri	09/04/2021	Luke Fortner, C (co-offensive lineman award) vs. ULM
10/30/2017	Jordan Jones, LB (co-defensive player award) vs. Tennessee	09/11/2021	Chris Rodriguez Jr. (co-offensive player award) vs. Missouri
10/30/2017	Benny Snell Jr., RB (co-offensive player award) vs. Tennessee	09/25/2021	Luke Fortner (offensive lineman award) vs. South Carolina
11/13/2017	Denzil Ware, LB (co-defensive lineman award) vs. Vanderbilt	10/02/2021	Jacquez Jones (co-defensive player award) vs. Florida
09/08/2018	Josh Hines-Allen, DE (defensive lineman award) vs. Florida	10/02/2021	Joshua Paschal (special teams award) vs. Florida
09/08/2018	"Bunchy" Stallings, OG (offensive lineman award) vs. Florida	10/09/2021	Eli Cox, OL (co-offensive lineman award) vs. LSU
09/22/2018	Josh Hines-Allen, DE (defensive player award) vs. Mississippi State	10/09/2021	Octavious Oxendine (co-defensive lineman award) vs. LSU
09/22/2018	"Bunchy" Stallings, OG (offensive lineman award) vs. Mississippi State	10/30/2021	Trevin Wallace (freshman award) vs. Mississippi State
09/29/2018	Josh Hines-Allen, DE (defensive player award) vs. South Carolina	11/13/2021	Darian Kinnard (co-offensive lineman) award vs. Vanderbilt
09/29/2018	George Asafo-Adjei (offensive lineman award) vs. South Carolina	11/27/2021	Darian Kinnard (offensive lineman award) vs. Louisville
10/20/2018	George Asafo-Adjei, OT (offensive lineman award) vs. Vanderbilt	09/03/2022	Barion Brown (special teams award) vs. Miami (OH)
10/27/2018	Josh Hines-Allen, DE (defensive player award) vs. Missouri	09/10/2022	Jordan Wright (co-defensive player award) vs. Florida
10/27/2018	Lynn Bowden Jr., AP (special teams award) vs. Missouri	09/10/2022	Dane Key (freshman award) vs. Florida
11/17/2018	Josh Paschal, LB (co-defensive player award) vs. Middle Tennessee	09/24/2022	Barion Brown (co-freshman award) vs. Northern Illinois
09/09/2019	Landon Young (offensive lineman award) vs. Eastern Michigan	10/15/2022	DeAndre Square (co-defensive player award) vs. Mississippi State
10/14/2019	Lynn Bowden Jr., AP (offensive player award) vs. Arkansas	11/26/2022	Deone Walker (co-defensive lineman award) vs. Louisville
10/28/2019	Lynn Bowden Jr., AP (offensive player award) vs. Missouri	09/04/2023	Barion Brown (special teams) vs. Ball State
10/28/2019	Calvin Taylor Jr., DE (defensive player award) vs. Missouri	09/04/2023	Trevin Wallace (defense) vs. Ball State
11/18/2019	Drake Jackson, C (co-offensive lineman award) vs. Vanderbilt	09/11/2023	Eli Cox (offensive lineman) vs. Eastern Kentucky
12/2/2019	Lynn Bowden Jr., AP (offensive player award) vs. Louisville	09/25/2023	Maxwell Hairston (defense) vs. Vanderbilt
10/10/2020	Max Duffy, P (special teams award) vs. Mississippi State	10/2/2023	Ray Davis (offense) vs. Florida
10/10/2020	Jordan Wright, OLB (defensive player award) vs. Mississippi State	10/2/2023	Jeremy Flax (offensive lineman) vs. Florida
10/17/2020	Landon Young, OT (offensive lineman award) vs. Tennessee	11/6/2023	Ty Bryant (freshman) vs. Mississippi State
11/14/2020	Jamin Davis, ILB (defensive player award) vs. Vanderbilt	11/27/2023	Barion Brown (special teams) vs. Louisville
11/14/2020	Chance Poore, K (special teams award) vs. Vanderbilt	11/27/2023	J.J. Weaver (defense) vs. Louisville





### Reveal Suits National Team of the Week (Since 2002)

09/22/2007 win over Arkansas  
09/08/2018 win over Florida

### Cheez-It National Team of the Week (Since 2002)

11/27/2023 win over Louisville

### Southeast Area All-Time Football Team (1920-69)

1949-51 Babe Parilli Quarterback  
1931-33 Ralph Kercheval Punter

### National Association of Academic Advisors Award

1994 Delandual Conwell Linebacker

### Southeastern Conference "Good Works" Team

1994	Leon Smith	Split End
1995	Leon Smith	Wide Receiver
1996	Littleton Ward	Cornerback
1997	Jimmy Carter	Punter
1998	Jeff Zurcher	Free Safety
1999	Seth Hanson	Kicker
2000	Jimmy Robinson	Wide Receiver
2001	Anthony Kelly	Wide Receiver
2002	Antonio Hall	Offensive Tackle
2003	Daniel Burnett	Center
2004	Antoine Huffman	Cornerback
2005	Jeremiah Drobney	Tight End
2006	Jacob Tamme	Tight End
2007	Keenan Burton	Wide Receiver
2008	David Jones	Cornerback
2009	Alfonso Smith	Tailback
2010	Marcus Davis	Center/Guard
2011	Stuart Hines	Offensive Guard
2012	Morgan Newton	Quarterback
2013	Avery Williamson	Linebacker
2014	Max Godby	Offensive Guard
2015	Landon Foster	Punter
2016	Courtney Love	Linebacker
2017	Jacob Hyde	Nose Guard
2018	C.J. Conrad	Tight End
2019	Landon Young	Offensive Tackle
2020	Luke Fortner	Offensive Guard
2021	Kenneth Horsey	Offensive Guard
2022	Jalen Geiger	Defensive Back
2023	J.J. Weaver	Linebacker

### All-Time Sugar Bowl Team

1951 Bob Gain Tackle  
1951 Walt Yowarsky Tackle

### All-Time Cotton Bowl Team

1952 Babe Parilli Quarterback  
1952 Ray Correll Guard  
1952 Emery Clark Halfback

### 25-Year Music City Bowl Team (1997-2021)

Josh Hines-Allen Defensive Line  
Rich Brooks Coach  
Rafael Little Punt Returner  
Wesley Woodyard Linebacker

### Peach Bowl Hall of Fame

Jerry Claiborne Coach  
Art Still Defensive End

### All-Bowl Teams (since 2018 season)

2018 Josh Hines-Allen Linebacker  
(ESPN, USA Today, AP, SI)  
2018 "Bunchy" Stallings Offensive Guard  
(ESPN)  
2018 Lynn Bowden Jr. Return Specialist  
(USA Today, AP)  
2019 Lynn Bowden Jr. All-Purpose  
(AP, ESPN)  
2020 Max Duffy Punter  
(AP, ESPN, USA Today)  
2020 Landon Young Offensive Tackle  
(AP, ESPN)  
2021 Wan'Dale Robinson Wide Receiver  
(USA Today)  
2023 Barion Brown WR/All-Purpose  
(AP)

### Kentucky Sports Figure of the Year

Annually announced by the *Lexington Herald-Leader* as voted by media members, current and retired, from across the Commonwealth. The award was known as Kentucky Sportsman of the Year from 1981-2015.

1983 Jerry Claiborne  
1995 Tim Couch  
1997 Tim Couch  
1999 James Whalen Jr.  
2018 Josh Hines-Allen  
2019 Lynn Bowden Jr.  
2020 John Schlarman  
2021 Wan'Dale Robinson

## ALL-STAR GAMES

### All-American Bowl

1959 Bobby Cravens Halfback  
1960 Calvin Bird\* Halfback  
1968 Dicky Lyons Halfback  
1969 Dick Palmer End  
1970 Dave Hardt Punter  
Dave Roller Tackle



1971	Joe Federspiel	Linebacker
1975	Vin Hoover	Tight End
	Steve Campassi	Tailback

\* most valuable back

#### All-Star Gridiron Classic (Orlando, Fla.)

1998	Kris Comstock	Offensive Tackle
1999	James Whalen**	Tight End
	Anthony White	Running Back
2000	Derek Homer	Running Back
	Eric Kelly	Cornerback
	Matt Layow	Defensive End
	Marlon McCree	Linebacker
2004	Vincent Burns	Defensive End

\*\* injured, did not play

#### Battle of Florida (Boca Raton, Fla.)

2011	Taiedo Smith	Safety
	Ronnie Sneed	Linebacker

#### Blue-Gray Game (Montgomery, Ala.)

1939	Luke Lindon	Tackle
1940	Joe Bailey	Center
1942	Clyde Johnson	Tackle
	Clark Wood	Tackle
1944	Wash Serini	Tackle
1946	Wash Serini	Tackle
	Leo Yarutis	Guard
1947	Jay Rhodemyre	Center
	Wash Serini	Tackle
	Paul "Bear" Bryant	Staff
1952	John Griggs	Center
1953	Tommy Adkins	Center
	Ralph Paolone	Fullback
	Paul "Bear" Bryant	Staff
1954	Neil Lowry	Guard
1955	Bob Hardy	Quarterback
	Dick Moloney	Halfback
	Howard Schellenberger	End
1958	Bobby Cravens	Halfback
	Jim Miller	Guard
	Blanton Collier	Head Coach
1959	George Boone	Tackle
1960	Jerry Eisaman	Quarterback
	Lloyd Hodge	Guard
1961	Bob Butler	Tackle
1962	Charlie Bradshaw	Staff
1963	Herschel Turner	Tackle
1966	Calvin Withrow	Center
	Larry Seiple	Wide Receiver
1968	Dicky Lyons	Halfback
	Jeff Van Note	End
1972	Ken King	Linebacker
1977	Will Grant	Center
1978	Chris Hill	Running Back
1979	Richard Jaffe	Nose Guard
1980	Ken Roark	Center
1985	Jon Dumbauld	Def. Tackle

	Maurice Douglass	Def. Back
1986	Jerry Claiborne	Staff
	Cornell Burbage	W. Receiver
1987	Mark Higgs	Tailback
	Dermontti Dawson	Off. Guard
	Jerry Reese	Def. Tackle
1988	Ivy Joe Hunter	Tailback
	David Johnson	Cornerback
1989	Oliver Barnett	Def. Tackle
	Alfred Rawls	Tailback
1990	Al Baker	Tailback
	Phil Logan	Split End
	Randy Holleran	Linebacker
1992	Doug Pelfrey	Kicker
	Dean Wells	Def. End
	Chuck Bradley	Off. Tackle
1995	Donté Key	Linebacker
1996	Van Hiles	Cornerback
	Chris Ward	Def. End
1997	Kio Sanford	Wide Receiver
2003	Jeremy Caudill	Def. End
	Nick Seitze	Center

#### Canadian-American Game (Tampa, Fla.)

1977	Mike Martin	Linebacker
1978	James Ramey	Def. Tackle

#### Casino Del Sol All-Star Game (Tucson, Ariz.)

2011	Chandler Burden	Off. Tackle
	Anthony Mosley	Cornerback
2012	Taylor Wyndham	Defensive End

#### Charity Game (New York City, N.Y.)

1930	Floppy Forquer	Guard
	Conrad Rose	
	Tom Phipps	Fullback

#### Coaches All-America Game (Lubbock, Texas)

1954	Steve Meilinger	End
	Ray Correll	Guard
1963	Tom Hutchinson	End
	Blanton Collier	Staff
1966	Sam Ball	Tackle
	Rodger Bird	Tailback
1970	Dick Palmer	Def. End
1971	Dave Hardt	Def. End

#### College All-Star Game (Chicago, Ill.)

1948	Jay Rhodemyre*	Center
1950	Harry Ulinski	Center
1951	Bob Gain	Tackle
	Walt Yowarsky	Tackle
1952	Babe Parilli*	Quarterback
	Doug Moseley	Center
	Jim Mackenzie	Tackle
1954	Steve Meilinger	End



1958	Lou Michaels	Tackle
1962	Irv Goode	Center
1963	Tom Hutchinson	End
1966	Sam Ball	Tackle
	Rodger Bird	Tailback

\* most valuable player

#### **Copper Bowl (Phoenix, Ariz.)**

1960	Calvin Bird	Halfback
------	-------------	----------

#### **Crusade Bowl (Baltimore, Md.)**

1962	Junior Hawthorne	Tackle
------	------------------	--------

#### **East-West Shrine Game (San Francisco through 2006; Houston 2007-pres.)**

1954	Ray Correll	Guard
	Steve Meilinger	End
1957	Bob Dougherty	Back
	J.T. Frankenberger	Tackle
	Dave Kuhn	Center
1958	Lou Michaels	Tackle
1961	Irv Goode	Center
1962	Tom Hutchinson	End
1972	Dan Neal	Center
1973	Bubba McCollum	Nose Guard
1974	Rick Nuzum	Center
1975	Wally Pesuit	Off. Tackle
	Sonny Collins	Running Back
1977	Derrick Ramsey	Quarterback
	Art Still	Def. End
	Dallas Owens	Def. Back
	Fran Curci	Staff
1984	George Adams	Tailback
1985	Russell Hairston	Def. Back
1990	Randy Holleran**	Linebacker
1992	Todd Perry	Off. Guard
	Dean Wells	Def. End
1993	Marty Moore	Linebacker
1994	Melvin Johnson	Free Safety
1999	Anthony White	Running Back
2003	Antonio Hall	Off. Tackle
2008	Myron Pryor	Def. Tackle
	Johnny Williams	Linebacker
2014	Darrian Miller	Offensive Tackle
	Za'Darius Smith*	Defensive End
2015	C.J. Johnson	Defensive Tackle
2018	Derrick Baity	Def. back
	C.J. Conrad*	Tight End
	"Bunchy" Stallings	Off. Guard
2020	Brandin Echols ^	Def. Back
2020	Landon Young ^	Offensive Tackle
2021	Marquan McCall	Nose Guard
	Luke Fortner*	Center
2023	Devin Leary	Quarterback
	Tayvion Robinson*	Wide Receiver
	Ray Davis*	Running Back

\*\*most valuable defensive player

\*invited but did not play

^ 2020 game was cancelled due to COVID-19

#### **Hula Bowl (Honolulu/Maui, Hawaii)**

1951	Babe Parilli	Quarterback
1954	Steve Meilinger	End
1957	Lou Michaels*	Tackle
1961	Calvin Bird	Halfback
1962	Irv Goode	Center
1963	Tom Hutchinson	End
1964	Bill Jenkins	End
1970	Dave Roller	Def. Tackle
1973	Darryl Bishop	Free Safety
1974	Rick Nuzum	Center
1975	Sonny Collins	Running Back
1976	Warren Bryant	Off. Tackle
1977	Art Still	Def. End
	Fran Curci	Staff
1978	Jim Kovach	Linebacker
1979	Larry Carter	Def. Back
1981	Jim Campbell	Tight End
1982	Andy Molls	Def. Back
1983	Kerry Baird	Def. Back
1984	Paul Calhoun	Free Safety
1985	Jon Dumbauld	Def. Tackle
1987	Mark Higgs	Tailback
1998	Kris Comstock	Off. Tackle
2000	Kenneth Grant	Cornerback
	Derek Homer	Running Back
	Marlon McCree	Linebacker
2007	Steve Johnson	Wide Receiver
2002	Glenn Pakulak	Punter
2003	Nick Seitze	Center
2020	Brandin Echols	Def. Back
2020	Phil Hoskins	Def. End
2023	Brenden Bates	Tight End
	Jeremy Flax	Offensive Line

\* most outstanding lineman

#### **IntaJuice All-Star Game (Houston, Tex.)**

2006	Michael Aitcheson	OT
	Matt McCutchan	Center
	Durrell White	Def. End
	Rich Brooks	Asst. Coach
	Joker Phillips	Asst. Coach

#### **Japan Bowl (Tokyo, Japan)**

1976	Sonny Collins	Running Back
	Fran Curci	Staff
1977	Art Still*	Def. End
1978	Kelly Kirchbaum	Linebacker
1981	Jim Campbell	Tight End
1982	Andy Molls	Def. Back
1984	Paul Calhoun	Free Safety
1988	Ivy Joe Hunter	Tailback
1990	Randy Holleran**	Linebacker
1991	Greg Lahr	Off. Tackle



1992 Todd Perry Off. Guard  
\* outstanding defensive player \*\*injured

**Magnolia Gridiron Classic (Jackson, Miss.)**

2005 Scott Mitchell Wide Receiver  
Joker Phillips Head Coach

**Medal of Honor Bowl (Charleston, S.C.)**

2014 Steven Borden Tight End

**NFLPA Collegiate Bowl (Carson, Calif.)**

2012 Craig McIntosh Kicker  
2013 Avery Williamson Linebacker  
2014 Demarco Robinson Wide Rec.  
2015 Farrington Huguenin Def. End  
A.J. Stamps Safety  
2022 Jacquez Jones Linebacker  
Keidron Smith Def. Back  
Jordan Wright Linebacker  
Tashawn Manning Off. Guard

**North-South Shrine Game (Miami, Fla.)**

1932 Frank Seale Center  
1933 Ralph Kercheval Def. Back  
1952 Frank Fuller Tackle  
Bob Fry Tackle  
1962 Jerry Woolum Quarterback  
Dave Gash End  
Junior Hawthorne Tackle  
1963 Darrell Cox Halfback  
1965 Sam Ball Tackle  
Rodger Bird Tailback  
1969 Dick Palmer End  
1970 Dave Hardt Punter  
Dave Roller Def. Tackle  
1971 Joe Federspiel\* Linebacker  
Bill Bushong Tackle  
1973 Darryl Bishop Free Safety  
Frank LeMaster Linebacker

\* most valuable player

**Paradise Bowl (St. George, Utah)**

2002 Aaron Boone Wide Receiver  
Otis Grigsby Defensive End  
Chase Harp Tight End

**Players All-Star Game (Little Rock, Ark.)**

2011 Danny Trevathan Linebacker  
Ryan Tydlacka Punter

**Reese's Senior Bowl (Mobile, Ala.)**

1951 Bob Gain Tackle  
1952 Babe Parilli Quarterback  
1953 John Griggs Center  
1954 Ray Correll Guard  
1955 Bob Hardy Quarterback  
Howard Schellenberger End  
1963 Herschel Turner Tackle  
1966 Rodger Bird Halfback

Rick Kestner End  
Sam Ball Tackle  
1975 Wally Pesuit Off. Tackle  
1977 Randy Burke\* Split End  
Dallas Owens Def. Back  
1984 George Adams Tailback  
1985 Jon Dumbauld Def. Tackle  
1987 Dermontti Dawson Off. Guard  
1989 Oliver Barnett Def. Tackle  
1992 Chuck Bradley Off. Tackle  
Todd Perry Off. Guard  
Dean Wells Def. End  
1994 Melvin Johnson\*\* Free Safety  
1997 Kio Sanford Wide Receiver  
1998 Craig Yeast Wide Receiver  
2000 Omar Smith Off. Lineman  
2007 Rafael Little Tailback  
Jacob Tamme Tight End  
Andre' Woodson Quarterback  
Wesley Woodyard Linebacker  
Keenan Burton\*\*\* WR  
2009 John Conner Fullback  
Trevard Lindley Cornerback  
2010 Derrick Locke Tailback  
2014 Alvin "Bud" Dupree\*\*\* Def. End  
Za'Darius Smith Defensive End  
2015 Josh Forrest Linebacker  
2016 Jon Toth Center  
2018 Mike Edwards Safety  
Lonnie Johnson Jr. Def. Back  
Darius West Safety  
2019 Logan Stenberg Off. Guard  
2020 Drake Jackson Center  
2020 Max Duffy Punter  
2021 Yusuf Corker Safety  
Darian Kinnard Off. Lineman  
Luke Fortner Center  
Josh Paschal\*\*\* Defensive End  
2022 Chris Rodriguez Jr. Running Back  
Keidron Smith Def. Back  
2023 Ray Davis Running Back  
Jeremy Flax Offensive Line  
Andru Phillips Cornerback  
Trevin Wallace Linebacker

\*most valuable offensive player

\*\*most valuable defensive player

\*\*\*invited but did not play

**Senior Christian Bowl (Murfreesboro, Tenn.)**

1955 Bill Wheeler Tackle  
Ray Callahan Guard  
Blanton Collier Staff  
1956 Bob Dougherty Fullback  
Dave Kuhn Center  
J.T. Frankenberger Tackle  
1957 Lou Michaels Tackle  
Blanton Collier Staff



1961	Irv Goode	Center
1962	Tom Hutchinson	End
<b>Texas vs. the Nation (El Paso, Texas)</b>		
2007	Eric Scott	Center
2008	Marcus McClinton	Free Safety
2009	Zipp Duncan	Offensive Tackle
	Alfonso Smith	Tailback
2010	Ricky Lumpkin	Defensive Tackle
	Chris Matthews	Wide Receiver
2012	La'Rod King	Wide Receiver
	Martavius Neloms	Def. Back
	Matt Smith	Center
	Collins Ukwu	Defensive End

## TEAM AWARDS

### Most Valuable Player

1961	Tom Hutchinson	End
1962	Tommy Simpson	Center
1963	Darrell Cox	Halfback
1964	Jim Foley	Linebacker
1965	Rick Norton	Quarterback
1966	Larry Seiple	Wingback
1967	Dicky Lyons	Tailback
1968	Dick Palmer	Defensive End
1969	Dave Roller	Defensive Tackle
1970	Wilbur Hackett	Linebacker
	Joe Federspiel	Linebacker
1971	Joe Federspiel	Linebacker
	Darryl Bishop	Defensive Back
1972	James McCollum	Def. Tackle
1973	James McCollum	Noseguard
1974	Mike Fanuzzi	Quarterback
1975	Steve Campassi	Running Back
1976	Warren Bryant	Offensive Tackle
1977	Derrick Ramsey	Quarterback
1978	Jim Kovach	Linebacker
1979	Rick Jaffe	Noseguard
1980	Ken Roark	Center
1981	Andy Molls	Safety
2003	Derek Abney	WR, Kick Ret.
2004	Muhammad Abdullah	SS/FS
2005	Rafael Little	Tailback/KR
2006	Andre' Woodson	Quarterback
2007	Andre' Woodson	Quarterback
2008	Trevarid Lindley	Cornerback
2009	Randall Cobb	WR/QB/PR/KOR

### Most Valuable Senior Award

1963	Darrell Cox	Halfback
1964	Jim Foley	Linebacker
	Bill Jenkins	End
1965	Sam Ball	Off. Tackle
1966	Rich Machel	Def. Tackle
1967	Kerry Curling	Def. Tackle
1968	Jeff Van Note	Def. End
1969	Roger Gann	Halfback

1970	Wilbur Hackett	Linebacker
1971	Joe Federspiel	Linebacker
1972	Tom Clark	Off. Guard
1973	Frank LeMaster	Linebacker
1974	Rick Nuzum	Center
1975	Tom Ranieri	Nose Guard
1976	Greg Woods	Def. Back
1977	Art Still	Def. End
1978	Jim Kovach	Linebacker
1979	Lester Boyd	Linebacker
1980	Tim Gooch	Def. Tackle
1981	Jim Campbell	Tight End
1982	Andy Molls	Strong Safety
1983	Scott Schroeder	Linebacker
1984	George Adams	Tailback
	Paul Calhoun	Free Safety
1985	Ken Pietrowiak	Center
	Brian Williams	Def. End
1986	Cornell Burbage	W. Receiver
	Tom Wilkins	Def. Guard
1987	Mark Higgs	Tailback
1988	Bo Smith	Off. Tackle
	David Johnson	Cornerback
1989	Oliver Barnett	Def. Tackle
1990	Randy Holleran	Linebacker
	Al Baker	Tailback
1991	Neal Clark	Split End
1992	Dean Wells	Def. End
1993	Marty Moore	Linebacker
1994	Melvin Johnson	Free Safety
1995	James Tucker	Wide Receiver
	Reggie Rusk	Free Safety
1996	Chris Ward	Def. End

### Jerry Claiborne Award

2003	Derek Abney	WR, Kick Ret.
2004	Russ Throckmorton	Safety
2005	Arliss Beach	Tailback
2006	Hayden Lane	Off. Lineman
2007	Jacob Tamme	Tight End
2008	Tim Masthay	Punter
2009	Ross Bogue	Tight End
	Corey Peters	Defensive Tackle

### Outstanding Offensive Player

2003	Jared Lorenzen	Quarterback
2004	Glenn Holt	Wide Receiver
2005	Rafael Little	Tailback
2006	Keenan Burton	Wide Receiver
2007	Andre' Woodson	Quarterback
2008	Dicky Lyons	Wide Receiver
2009	Randall Cobb	WR/QB

### Outstanding Offensive Back

1982	George Adams	Tailback
1983	Randy Jenkins	Quarterback
1984	George Adams	Tailback
1985	Bill Ransdell	Quarterback



1986	Marc Logan	Tailback
1987	Mark Higgs	Tailback
1988	Alfred Rawls	Tailback
1989	Alfred Rawls	Tailback
1990	Al Baker	Tailback
1991	Craig Walker	Tailback
1992	Pookie Jones	Quarterback
1993	Moe Williams	Tailback
1994	Moe Williams	Halfback
1995	Moe Williams	Tailback
1996	Billy Jack Haskins	Quarterback

**Outstanding Receiver**

1990	Phil Logan	Split End
1991	Neal Clark	Split End
1992	Kurt Johnson	Flanker
1993	Alfonzo Browning	Wingback
1994	Leon Smith	Split End
1995	Antonio O'Ferral	Wide Receiver
1996	Isaac Curtis III	Tight End

**Outstanding Offensive Lineman**

1956	J. T. Frankenberger	Tackle
1957	Lou Michaels	Tackle
1958	Bobby Lindon	Tackle
1959	George Boone	Tackle
1960	Junior Hawthorne	Tackle
1961	Irv Goode	Center
1962	Junior Hawthorne	Tackle
1963	Rick Kestner	End
1964	Sam Ball	Tackle
1965	Sam Ball	Tackle
1966	Calvin Withrow	Center
1967	Dennis Drinnen	Tackle
1968	Dennis Drinnen	Tackle
1969	Pat Eckenrod	Center
1970	Tom Clark	Guard
1971	Tom Crowe	Guard
1972	Tom Clark	Guard
1973	Rich Allen	Tackle
1974	Warren Bryant	Tackle
1975	Wally Pesuit	Tackle
1976	Warren Bryant	Tackle
1977	Tom Dornbrook	Guard
1978	Tom Kearns	Tackle
1979	Ken Roark	Center
1980	Ken Roark	Center
1981	Gerald Smyth	Tackle
1982	John Maddox	Center
1983	Don Corbin	Tackle
1984	Ken Petrowiak	Center
1985	Ken Petrowiak	Center
1986	Greg Kunkel	Tackle
1987	Dermonti Dawson	Guard
1988	Bo Smith	Tackle
1989	Joel Mazzella	Guard
1990	Joel Mazzella	Guard
1991	Todd Perry	Guard

1992	Todd Perry	Guard
1993	Wes Jackson	Center
1994	Barry Jones	Guard
1995	John Schlarman	Center
1996	John Schlarman	Guard
2003	Jason Rollins	Guard
2004	Jason Rollins	Guard
2005	Matt McCutchan	Center
2006	Garry Williams	Tackle
2007	Jason Leger	Guard
2008	Garry Williams	Tackle
2009	Zipp Duncan	Tackle
	Jorge Gonzalez	Center

**Outstanding Defensive Player**

2003	Vincent Burns	Def. End
2004	Trey Mielsch	Def. End
2005	Bo Smith	Cornerback
2006	Wesley Woodyard	Linebacker
2007	Wesley Woodyard	Linebacker
	Jeremy Jarmon	Def. End
2008	Braxton Kelley	Linebacker
2009	Corey Peters	Def. Tackle

**Outstanding Defensive Lineman**

1982	Dave Lyons	End
1983	Keith Martin	Guard
1984	Frank Hare	Guard
	Brian Williams	End
1985	Brian Williams	End
1986	Carwell Gardner	End
1987	Jerry Reese	Tackle
1988	Oliver Barnett	Tackle
1989	Oliver Barnett	Tackle
1990	Joey Couch	Nose Guard
	Dean Wells	Strike
1991	Joey Couch	Nose Guard
1992	Dean Wells	Strike
1993	Zane Beehn	End
	Jon Collins	Tackle
1994	Robert Stinson	Tackle
1995	Mike Schlegel	Tackle
1996	Chris Ward	End

**Outstanding Linebacker**

1990	Randy Holleran	Linebacker
1991	Marty Moore	Linebacker
1992	Marty Moore	Linebacker
1993	Marty Moore	Linebacker
1994	David Snardon	Linebacker
1995	Mike Schellenberger	Linebacker
1996	Mike Schellenberger	Linebacker

**Outstanding Defensive Back**

1956	Bob Dougherty	Defensive Back
1957	Bobby Cravens	Defensive Back
1958	Bobby Cravens	Defensive Back
1959	Lloyd Hodge	Defensive Back



1960	Jimmy Poynter	Defensive Back
1961	Darrell Cox	Defensive Back
1962	Darrell Cox	Defensive Back
1963	Bob Kosid	Defensive Back
1964	Tom Becherer	Defensive Back
1965	Tom Becherer	Defensive Back
1966	Jerry Davis	Safety
1967	Al Phaneuf	Defensive Back
1968	David Hunter	Safety
1969	Dave Van Meter	Defensive Back
1970	Buzz Burnam	Defensive Back
1971	Joe Federspiel	Linebacker
1972	Darryl Bishop	Safety
1973	Darryl Bishop	Safety
1974	Ben Thomas	Defensive Back
1975	Ray Carr	Defensive Back
1976	Mike Siganos	Defensive Back
1977	Dallas Owens	Defensive Back
1978	Larry Carter	Defensive Back
1979	Larry Carter	Def. Back
1980	Chris Jacobs	Def. Back
1981	Andy Molls	Def. Back
1982	Andy Molls	Def. Back
1983	Kerry Baird	Def. Back
1984	Paul Calhoun	Def. Back
	Cam Jacobs	Linebacker
1985	Larry Smith	Linebacker
1986	Larry Smith	Linebacker
1987	Jeff Kremer	Linebacker
1988	Randy Holleran	Linebacker
1989	Ron Robinson	Free Safety
1990	Gary Willis	Cornerback
1991	Brad Armstead	Free Safety
1992	Brad Armstead	Free Safety
1993	Marcus Jenkins	Strong Safety
1994	Melvin Johnson	Free Safety
1995	Leman Boyd	Strong Safety
1996	Leman Boyd	Strong Safety

#### **Outstanding Kicking Game/ Special Teams Award**

1982	David Meers	Safety
1983	Paul Calhoun	Punter
1984	Paul Calhoun	Punter/Safety
1985	Joey Worley	Kicker
1986	Joey Worley	Kicker
1987	Joey Worley	Kicker
1988	Ken Willis	Kicker
1989	Ken Willis	Kicker
	Kurt Johnson	Kick Returner
1990	Neal Clark	Split End
1991	Sterling Ward	Rover
1992	Travis Powers	Rover
1993	James Tucker	Linebacker
1994	James Tucker	Linebacker
1995	George Harris	Strong Safety
1996	Jeff Snedegar	Linebacker
2003	Derek Abney	Kick Returner

2004	Wesley Woodyard	Linebacker
2005	Taylor Begley	Kicker
	Draak Davis	Tailback
2006	Jason Dickerson	Snapper
2007	Tim Masthay	Punter/KO/Holder
2008	Tim Masthay	Punter/KO/Holder
2009	John Conner	Fullback

#### **Most Improved Player**

2003	Chad Anderson	Linebacker
2004	Karl Booker	Cornerback
2005	Roger Williams	Strong Safety
2006	Dicky Lyons	Wide Receiver
	Durrell White	Defensive End
2007	Steve Johnson	Wide Receiver
	Corey Peters	Defensive Tackle
2008	Jorge Gonzalez	Center
	David Jones	Cornerback
2009	Stuart Hines	Offensive Guard
	Danny Trevathan	Linebacker

#### **UK Senior Scholastic Award**

1950	Dick Martin	Halfback
1951	Ed Hamilton	Halfback
1952	Harry Jones	Halfback
	Larry Jones	Halfback
1953	Herb Hunt	Quarterback
1954	Dick Mitchell	Halfback
1955	Bill Wheeler	Tackle
1956	Jack Freeman	Quarterback
1957	Jim Urbaniak	End
1958	Bill Livings	Center
1959	Lowell Hughes	Quarterback
1960	Jerry Eisaman	Quarterback
	Tom Rodgers	End
1961	Mark Thompson	Center
1962	Gary Steward	Halfback
1963	Vince Semaury	Linebacker
1964	Bob Brown	Guard
1965	John Andrighetti	End
1966	Roger Walz	Quarterback
1967	Terry Beadles	Quarterback
1968	Louis Wolf	Off. Guard
1969	Roger Gann	Halfback
1970	Stan Forston	Quarterback
1971	Rick Muench	Linebacker
1972	Gary Knutson	Fullback
1973	Marty Marks	Tackle
1974	Roger Peterman	Def. End
1975	Tom Ranieri	Nose Guard
1976	Ed Smolder	Off. Guard
1977	Joe Bryant	Place Kicker
1978	Mark Keene	Center
1979	Leon Shadowen	Off. Guard
1980	Greg Motley	Def. Back
1981	Rick Strein	Place Kicker
1982	Rob Mangas	Tight End
1983	Keith Martin	Def. Guard



1984	Ken Petrowiak	Center
1985	Eric Haas	Safety
1986	Matt Lucas	Tight End
1987	Jim Hill	Center
1988	Bo Smith	Tackle
1989	Ken Willis	Kicker
1990	Mike Meece	Tight End
1991	Greg Lahr	Off. Tackle
1992	Ryan Hockman	Quarterback
	Doug Pelfrey	Kicker
	Dean Wells	Strike
1993	Marty Moore	Linebacker
1994	Mark Askin	Off. Tackle
	Dude Harper	Center
1995	Barry Jones	Off. Tackle
1996	Mike Schellenberger	Linebacker

**Host Communications****Sr. Scholar-Athlete Award**

1998	Jeff Zurcher	Free Safety
1999	Seth Hanson	Kicker
2000	Matt Layow	Defensive End
2001	Patrick Wiggins	Safety
2002	Ronnie Riley	Linebacker
2003	Derek Abney	Wide Receiver
2004	Gerad Parker	Wide Receiver
2005	Taylor Begley	Kicker
	Antoine Huffman	Cornerback

**Outstanding First-Year Player**

2003	Lamar Mills	Nose Tackle
2004	Aaron Miller	Offensive Tackle
2005	Braxton Kelley	Linebacker
2006	Alfonso Smith	Tailback
	Trevar Lindley	Cornerback
2007	Derrick Locke	Tailback
2008	Randall Cobb	QB/WR/PR
2009	DeQuin Evans	Defensive End
	Morgan Newton	Quarterback

**Wildcat Pride**

1990	Randy Holleran	Linebacker
	Dean Wells	Outside LB
	Joey Couch	Nose Guard
	Al Baker	Tailback
	Steve Phillips	Split End
1991	Tim Calvert	Split End
	Neal Clark	Split End
	Bill Hawk	Punter
	Marty Moore	Linebacker
	Dean Wells	Strike
1992	Tim Calvert	Split End
	Kurt Johnson	Flanker

**Most Inspirational Player**

2003	Jamie Saylor	Linebacker
2004	Gerad Parker	Wide Receiver
2005	Tommy Cook	Wide Receiver

2006	Michael Aitcheson	Off. Tackle
2007	Jacob Tamme	Tight End
2008	Tony Dixon	Tailback
2009	Randall Cobb	WR/QB/PR/KOR
	Sam Maxwell	Linebacker

**Outstanding Scout Team Player**

1989	Matt Riazzi	Tailback
	Barry Rich	Def. Tackle
1990	Pookie Jones	Quarterback
	Jon Lawson	Def. Tackle
1991	Antonio O'Ferral	Quarterback
	David Snardon	Bandit
1992	Jon Collins	Nose Guard
	Randy Wyatt	Flanker
1993	John Schlarman	Guard
	Littleton Ward	Cornerback
1994	Timothy Holmes	Halfback
	Raymond Jones	Linebacker
1995	Andy Dreisbach	Linebacker
	Mike Fisher	Fullback
	Anthony Watson	Defensive End
	Kevin Wright	Quarterback
1996	Marvin Major	Def. Tackle
	Mike Riddle	Off. Guard
2003	J.J. Bennett	Tailback
	Travis Day	Defensive End
2004	Sean Murphy	Wide Receiver
	Nii Adjei Oninku	Defensive End
2005	Richard Gray	Defensive Tackle
	Alfonso Smith	Tailback
2006	Robbie McAtee	Wide Receiver
	Austin Moss	Defensive Tackle
2007	Curtis Pulley	Quarterback
	Ronnie Sneed	Linebacker
2008	William Johnson	Linebacker
	Trevino Woods	Offensive Tackle
2009	Mister Cobble	Defensive Tackle
	Sam Simpson	Center

**Freshman Leadership Award**

1963	J. D. Smith	Quarterback
1964	George Katzenback	Tackle
1965	John Harris	Center
1966	Stan Forston	Quarterback
1967	Frank Rucks	Linebacker
1968	Jim Grant	Defensive End
1969	Tom Clark	Offensive Tackle
1970	Mike Fanuzzi	Quarterback
1971	Tom Ranieri	Linebacker
1972	Steve Campassi	Wingback
1973	Warren Bryant	Offensive Tackle
1974	Jim Kovach	Linebacker
1975	Rod Stewart	Running Back
1976	Tim Gooch	Defensive Tackle
1977	Earl Wilson	Defensive Tackle
1978	Jim Campbell	Tight End
1979	Jeff Dennis	Defensive End





1980	Randy Jenkins	Quarterback
1981	Doug Williams	Offensive Tackle

### **FCA Award (Fellowship of Christian Athletes)**

1982	John Maddox	Center
1983	Rick Massie	Wide Receiver
1984	Steve Mazza	Def. End
1985	Rick Ledford	Wide Receiver
	Steve Mazza	Def. End
1986	Greg Doll	Wide Receiver
1987	Bill Shehan	Flanker
	Bryan McKenzie	Tight End
1989	Albert Burks	Cornerback
1990	Chris Tolbert	Cornerback
1991	Brent Claiborne	Kicker
	Doug Pelfrey	Kicker
1992	Doug Pelfrey	Kicker
1993	Brent Claiborne	Kicker
1994	Jeff Tanner	Def. End
1995	Kris Comstock	Off. Tackle
1996	Jimmy Carter	Punter

### **Unsung Hero Award**

1982	Gerald Smyth	Off. Tackle
1983	Don Corbin	Off. Tackle
1984	Bob Shurtleff	Off. Tackle
1985	Jim Reichwein	Off. Guard
1986	Larry Smith	Linebacker
1987	Brad Myers	Center
1988	Bo Smith	Off. Tackle
1989	David Crane	Center

### **Walk-on Award, selected by the Johnny Unitas Golden Arm Foundation**

1991	Brent Claiborne	Kicker
1992	Travis Powers	WR/DB/KR
1993	Cale Langford	Free Safety
1994	Harold Dennis	WR/KR
1995	Carl Daley	Running Back
1996	Jimmy Carter	Punter
1997	Jeff Zurcher	Strong Safety
1998	James Whalen	Tight End
1999	Alex Herman	Wide Receiver
2000	Coleman Barnes	Long Snapper
2001	Steven Scaldaferrri	Kicker
2002	Deion Holts	Linebacker

### **Frank G. Ham Society of Character**

Named for the late Frank G. Ham, a longtime UK Athletics coach and administrator, the award, established in 1999, honors UK student-athletes who show a profound commitment to the following areas: academic excellence, athletic participation, personal development, community service, and career preparation

1999	Jermaine White, Jeff Zurcher
2000	Dusty Bonner, Jimmy Carter, Willie Gary, Seth Hanson, Derek Homer, Eric Kelly, Andy Smith, Patrick Wiggins
2001	Dougie Allen, Mike Beirne, Anthony Kelly, Matt Layow, Josh Parrish, Mark Perry, Anthony Wajda
2002	Derek Abney, Mike Kamphake, Nigel Smith
2003	Adetayo Agboke, Jed Bassett, Aaron Boone, Daniel Burnett, Otis Grigsby, Antonio Hall, Ronnie Riley, John Robinson
2004	Tommy Cook, Dan Hopewell, Antoine Huffman, Gerard Parker, Clint Ruth, Jamie Saylor, Sevin Sucurovic, Russ Throckmorton
2005	Arliss Beach, Taylor Begley, Shane Boyd, Jeremiah Drobney, Justin Haydock, Lamar Mills, Claude Sagaille, Jon Sumrall
2006	Michael Aitcheson, Alexis Bwenge, Draak Davis, Clem Fennell, B. Jay Parsons
2007	Keenan Burton, Dallas Greer, Joe Schuler, Jacob Tamme, Wesley Woodyard
2008	Tim Masthay
2009	James Alexander, Brad Hart, Austin Moss
2010	Ross Bogue
2011	Marcus Davis
2012	Stuart Hines, Jake Lewellen, Billy Joe Murphy
2013	Morgan Newton, Matt Smith
2014	Max Godby, Avery Williamson
2016	Landon Foster, Farrington Huguenin, Kelly Mason, Zach Myers
2017	Jacob Hyde
2018	Greg Hart, Courtney Love, Austin MacGinnis
2019	C.J. Conrad
2020	Luke Fortner, Landon Young
2021	Shawn Lawson
2022	Abule Abadi-Fitzgerald, Kenneth Horsey
2023	Eli Cox



## NATIONAL GOOD WORKS TEAM

### College Football Association Good Works Team

1992	Doug Pelfrey	Kicker
1994	Leon Smith	Split End
1996	Kurt Supe	Defensive End
1998	Jimmy Carter	Punter

### AFCA Good Works Team

1999	Seth Hanson	Kicker
2000	Matt Layow	Defensive End
2002	Antonio Hall	Offensive Tackle
2004	Antoine Huffman	Cornerback
2006	Jacob Tamme	Tight End
2008	Tim Masthay	Punter
2011	Jake Lewellen	Defensive End
2014	Max Godby	Offensive Guard
2015	Landon Foster	Punter
2017	Courtney Love	Linebacker
2019	Landon Young (Captain)	Offensive Tackle
2020	Luke Fortner	Offensive Guard
2021	Kenneth Horsey	Offensive Guard
2022	Mark Stoops	Honorary Head Coach



*Max Godby led UK with over 180 hours of community service in 2014. One of the biggest projects he undertook was creating and developing, with the help of Catholic Action Center, a program called Bucks for Backpacks which provided 150 homeless men and women in Lexington, Ky., with a backpack filled with items essential for survival and dignity. He made phone calls to ask for donations for the backpacks and items placed inside, packed the backpacks and distributed them to the homeless.*



*Courtney Love was named to the prestigious team after leading the team in community service hours in 2017, specifically volunteering with Amachi Central Kentucky.*

- The Allstate AFCA Good Works Team® was established in 1992 by the College Football Association, recognizing the extra efforts made by college football players and student support staff off the field. AFCA became the governing body of the award in 1997 and continues to honor college football players who go the extra mile for those in need. Allstate worked to present the award starting with the 2008 season
- The SEC leads all conferences with 84 selections to the Good Works Team since it began in 1992. Georgia is in first place with 22 honorees, followed by Kentucky with 17.



*In May of 2014, Landon Foster represented UK on a week-long community service trip to Ethiopia where he befriended a 14-year-old boy living in the streets of Korah named Dejene. He was so moved by the boy's resilience and character to succeed despite his circumstances that Foster worked through an organization called "Adoption Ministry of Youth with a Mission" to pay out of his own pocket to sponsor Dejene. He sent his own money for four months to help pay for his food, clothing, shelter and schooling until Dejene (now named Joshua) was able to move to America with a family from North Carolina.*



*After having open heart surgery as a senior in high school in 2018, Kenneth Horsey wanted to pay it forward and began volunteering with the American Heart Association. He helped planned a Hands-Only CPR training for the football and staff in the spring of 2021.*



*In 2019, OT Landon Young was Kentucky's 15th player named to the Allstate AFCA Good Works Team and the school's first to be named Good Works Team® captain. He was one of just 11 FBS players chosen to the prestigious team for his volunteer work in the community and abroad. He was also named to the 2019 SEC Community Service Team and was on the Wuerffel Trophy Watch List. Young was involved in numerous community service projects, including a service trip to Ethiopia and numerous visits to a local nursing home/rehabilitation center, Cambridge Place, which named its dining hall in Landon's honor. He also was a guest speaker at local churches and elementary schools and was a volunteer at the Kentucky Children's Hospital, Habitat for Humanity and the Lexington Hope Center.*



*In 2020, offensive guard Luke Fortner put his mechanical engineering degree to good use when he, along with other UK engineering students, played a significant role in helping a team of Toyota Manufacturing engineers design, test and manufacture a specially-built push cart vehicle through a project called "Lift Them Up." The push cart vehicle provides a Kentucky Children's Hospital patient the chance to both accompany the Wildcats on the Cat Walk and attend a game at Kroger Field. Because of his experience with project "Lift Them Up," Fortner was also compelled to continue making an impact at the Kentucky Children's Hospital. He began visiting the kids in September of 2019 as part of the "Tuesdays with the Wildcats" program, created by former Wildcat C.J. Conrad in 2018.*



*In 2022, Kentucky head coach Mark Stoops was named the honorary head coach of the Allstate AFCA Good Works Team. Stoops has a passion for helping children and you can see that in the countless number of community service projects he has worked on at Kentucky. Each July, Stoops spearheads a fundraiser called "Coaches for the Kids" which raises money for the Kentucky Children's Hospital. Since 2013, the event has raised over \$2 million. The event was originally started by former head coach Rich Brooks and Stoops has worked tirelessly to make sure the event has grown and continues to raise money for the children's hospital.*

## WUERFFEL TROPHY

### Wuerffel Trophy

2017 Courtney Love Linebacker

The Wuerffel Trophy, known as “College Football’s Premier Award for Community Service,” is presented annually by the All Sports Association in Fort Walton Beach, Florida. Named after 1996 Heisman Trophy winning quarterback Danny Wuerffel from the University of Florida (pictured below), the Wuerffel Trophy is awarded to the FBS player that best combines exemplary community service with athletic and academic achievement.



*Courtney Love, a native of Youngstown, Ohio, led the team in community service hours and had a passion for mentoring children, especially those living in a one-parent household or children who had parents who were incarcerated. Because of his passion, he served as a volunteer at Amachi Central Kentucky, a mentoring program that seeks to pair caring, positive adults with children and youth in the Bluegrass who have one or both parents in state or federal prison or are affected by incarceration in some way.*

*He also served in a Skype mentoring program with area high school students, and took part in many events with the UK Children’s Hospital, Read Across America, and Special Olympics, along with many other service activities. In May of 2016, Love was chosen to participate in a service/educational trip to Ethiopia where he helped build houses as well as shoe-shining boxes for men to be able to work and provide for their families. He also delivered food to impoverished families and visited with orphans and widows.*

*In the classroom, Love was named to the 2016 SEC Academic Honor Roll, graduating with a degree in community and leadership development. He also served as one of UK football’s Student-Athlete Advisory Committee (SAAC) representatives both of his seasons as a Wildcat.*



## RETIRED JERSEYS: RING OF HONOR



### **#33 George Adams (1981-84): Running Back**

As a steadfast running back for the Wildcats from 1981-84, George Adams led the team in rushing and all-purpose yardage as a sophomore, junior, and senior. His great 1984 campaign was topped by being named first-team All-SEC, UK's Most Valuable Senior, and UK's Most Outstanding Offensive Back. Adams helped lead the Wildcats to Hall of Fame Bowl appearances in 1983 and 1984 and was chosen as Kentucky's MVP of the 1983 bowl. He ranks highly in school history in seven career categories and six single-season categories. The persistent back finished his career with 2,468 rushing yards on 638 attempts and played in the East-West Shrine Game and the Senior Bowl. Adams was a first-round draft pick of the New York Giants and had a seven-year career with the Giants and New England Patriots.



### **#2 Ermal Allen (1939-41): Quarterback/Halfback**


Ermal Allen lettered for three years (1939-41) at quarterback for Coach A.D. Kirwan and guided the Wildcats to three consecutive winning seasons. In addition to football, he also played varsity basketball for three seasons under Coach Adolph Rupp and helped pace the Wildcats to a pair of SEC Tournament championships. Following military service, Allen came to Kentucky in 1946 as an assistant coach before playing professionally with the Cleveland Browns in 1947. He returned to UK in 1948 to be an assistant coach until 1961. His assignments included offensive backs coach, head coach of the freshman team, and defensive coordinator. During Allen's time as an assistant, the Wildcats racked up 12 winning seasons. Following his success at Kentucky, Allen spent 22 seasons with the Dallas Cowboys (1962-83) as an assistant coach and Director of Research and Development. He made five trips to the Super Bowl during his tenure with Dallas.



### **#73 Sam Ball (1963-65): Offensive Tackle**

During his three letter years as on offensive tackle at Kentucky, Sam Ball was named a first-team All-American in 1965 by United Press International, Football Writers, and Sporting News. He was also named first-team All-Southeastern Conference the same year. Ball played in the

College All-Star Game, North-South Shrine Game, and the Senior Bowl. He was later a first-round draft choice by Baltimore in 1966. He played five years in the NFL, including two Super Bowls.



### **#21 Calvin Bird (1958-60): Halfback**

Calvin Bird excelled as a running back, pass receiver, defensive back, kickoff returner, and punt returner during his three letter years. He set four school records for highest kickoff return average in a season (30.4, 1959) and career (27.05). Bird averaged 8.44 yards every time he touched the ball during his career, formerly a school record (min. 300 plays), and scored a school-record 25 points in one game, vs. Hawaii, in 1958 and tied the school mark for touchdowns in a game with four. A second-team All-SEC selection as a junior, Bird was also a third-team All-SEC selection as a senior and chosen as the SEC's "Sophomore of the Year" in 1958 when he led the league in pass receiving. He led the team in receiving and all-purpose yardage for three consecutive seasons, played in three all-star games following his senior season and was chosen as the Most Valuable Back in the All-American Bowl.



### **#21 Rodger Bird (1963-65): Halfback**

Rodger Bird lettered three years for the Wildcats as a halfback. He was named first-team All-American in 1965 by Time magazine and NBC and a two-time All-Southeastern Conference first-team (1964-65) by the Associated Press and United Press International. Bird played in the College All-Star Game, North-South Shrine All-Star Game, and the Senior Bowl. Later, he was a first-round draft choice of the Oakland Raiders in 1966 and played with the team from 1966 to 1968. Career wise, Bird finished with 1,699 yards and 21 touchdowns at Kentucky. He tallied a season-best 646 yards rushing and 12 touchdowns in 1965. Bird had his career-high game of 157 yards rushing against Virginia Tech in 1963.



### **#16 George Blanda (1945-48): Quarterback/Punter/Kicker**

During his four seasons at Kentucky, George Blanda led the Wildcats in total offense in 1948 and passing in 1947 and 1948. He threw for over 1,400 yards and 12 touchdowns in his final two

seasons. Blanda was the first player in professional football to score 2,000 points (2,002) in a career and was inducted into the Pro Football Hall of Fame after 26 seasons. In the pros, he threw for 26,920 yards, 236 touchdowns, played on three American Football League championship teams, and was a member of the All-Time AFL Team and the AFL Hall of Fame.



**Paul "Bear" Bryant  
(1946-53): Head Coach**

Paul "Bear" Bryant, a national football legend, coached at Kentucky for eight seasons and compiled a record of 60-23-5 for a .710 win percentage while reaching four bowl games. Not only did Bryant total 60 wins during his time at UK, but he also led the Wildcats to their first bowl game (1947 Great Lakes Bowl), first national championship and first Southeastern Conference title in 1950. He also took Kentucky to consecutive appearances in the 1950 Orange Bowl, 1951 Sugar Bowl, and 1952 Cotton Bowl. Bryant coached eight first-team All-Americans during his term at Kentucky.



**#69 Warren Bryant  
(1974-76): Offensive Tackle**

Warren Bryant lettered from 1974-76 as an offensive tackle. During his time he was named a first-team All-American by Walter Camp and American Football Coaches Association in 1976, a Jacobs Award selection in 1976 (outstanding SEC blocker), and named to the *Lakeland (Fla.) Ledger* 25-year All-SEC team (1961-85). Bryant was a three-time All-SEC selection and a first-round NFL Draft choice by Atlanta Falcons in 1976. He played eight seasons in the NFL.



**Jerry Claiborne (1946, 1948-49): Defensive Back/End;  
(1982-89): Head Coach**

Jerry Claiborne lettered three years at Kentucky under Paul "Bear" Bryant as a blocking back, end and defensive back. He set a UK single-season record for interceptions with nine thefts for 130 yards during the 1949 campaign. As an assistant coach, Claiborne spent 10 years at the collegiate ranks of Kentucky (1952-53), Texas A&M (1954-56), Missouri (1957), Alabama (1958-60), and Colorado (1971) before becoming a head coach. He ended his career as a head coach ranked 21st among all NCAA coaches with 179 victories and compiled an overall record of 179-122-8 in 28 seasons as a collegiate head coach. Claiborne's career included

stops at Virginia Tech (61-39-2), Maryland (77-37-3) and Kentucky (41-46-3). He was named Coach of the Year in three different conferences – Southern (1963), Atlantic Coast (1973, 1975, 1976) and Southeastern (1983) – in addition to being named National Coach of the Year by *The Sporting News* in 1974. Claiborne led the Wildcats to a pair of bowl berths with the 1983 and 1984 Hall of Fame Bowls. In 1989, he guided UK to the College Football Association Academic Achievement Award for highest graduation rate and set an SEC record by placing 17 Wildcats on the SEC Academic Honor Roll. The former head coach received the Neyland Award in 1994 and was elected to the College Football Hall of Fame in 1999.



**Blanton Collier (1954-61):  
Head Coach**

Blanton Collier served as the head football coach of the University of Kentucky for eight seasons and led the Wildcats to a 41-36-3 record (.531 pct.). Most Kentucky faithful remember his 5-2-1 record against arch-rival Tennessee. Collier had the difficult task of following UK's most successful head coach, Paul "Bear" Bryant, when he accepted the job in 1954, but immediately led the Wildcats to a 7-3 record in his first season and was named the *Nashville Banner* Southeastern Conference Coach of the Year. He began his coaching career at his prep alma mater, Paris High School, in 1927 and coached all sports there for 16 years (1927-43) including football and basketball. Collier won two Central Kentucky Conference football titles and six basketball championships. After serving his country in the Navy, Collier joined the Cleveland Browns in 1946 as an assistant coach under Paul Brown and remained there until becoming head coach at Kentucky. He led Cleveland to a sparkling 76-34-2 record (.688 pct.), which included one NFL title in 1964 and four division titles from 1963 to 1970.



**#40 Sonny Collins (1972-75):  
Halfback**

Sonny Collins was a first-team All-Southeastern Conference selection for three (1973-74-75) of his four letter years. He is one of the all-time leading rushers at UK with 3,835 yards, 26 touchdowns, and a 4.9 yards per carry average. Collins has led in rush attempts (777), yards rushing (3,835), rushing touchdowns (26) and 100-yard rushing games (18). His best season came as a sophomore in 1973 with 1,213 yards and 13 touchdowns. Named Player of the Year in the



Southeastern Conference by the *Nashville Banner* and *Birmingham Post-Herald* in 1974, Collins participated in the Hula Bowl and Japan Bowl before being drafted in the second round by the Atlanta Falcons in 1976.



**#65 Ray Correll (1951-53):  
Guard**

During his three letter years at Kentucky, guard Ray Correll was named a first-team All-American in 1953 by the Football Writers of America Association and the *Chicago Tribune*, as well as first-team All-Southeastern Conference by the Associated Press and second-team All-Southeastern Conference by United Press International. He was named Defensive Most Valuable Player in the 1952 Cotton Bowl as Kentucky defeated TCU, 20-7, and earned a spot on the All-Time Cotton Bowl Team. Correll was named a permanent co-captain as a senior in 1953 and went on to play in the East-West Shrine All-Star Game and the Senior Bowl.



**#2 Tim Couch (1996-98):  
Quarterback**

A storied name of the Kentucky program, Tim Couch was the team's quarterback from 1996-98. After giving up his senior season of eligibility, Couch was drafted as the No. 1 pick by Cleveland in the 1999 NFL Draft. In 1998, the junior quarterback was named a first-team All-American and consensus SEC Player of the Year. Couch completed 400 of 553 passes for 4,275 yards and 36 touchdowns and led the nation in pass completions while ranked second in completion percentage, passing yardage and touchdown passes, and fourth in total offense. After guiding the Wildcats to the Outback Bowl, UK's first New Year's Day bowl appearance in 47 years, Couch finished fourth in Heisman Trophy balloting. He was also a finalist for the Davey O'Brien National Quarterback Award as a junior and sophomore. His breakout sophomore campaign featured 363 of 547 passes for 3,884 yards and 37 touchdowns while leading the nation in pass attempts, completions, yardage, and completion percentage. Also during his sophomore year, Couch earned second-team All-SEC honors and finished ninth in Heisman voting. He played in seven games as a true freshman, with two starts. Career wise, Couch completed 795 passes on 1,184 attempts for 8,435 yards and 74 touchdowns. The legend ended his career with seven NCAA records, 14 SEC records, and 26 school records.



**#13 Bob Davis (1935-37):  
Halfback**

In his three years at Kentucky, Bob Davis was recognized as the program's career rushing leader in the pre-modern era with 2,083 yards rushing. He was also a former all-time leading scorer at UK with 180 points. Davis twice had five-touchdown games and scored a UK all-time high 30 touchdowns during his career. Additionally, he had high games of 267 yards against Washington & Lee and 246 yards against Maryville. Davis had four rushing touchdowns of over 70 yards.



**Dermontti Dawson (1984-87):  
Center/Offensive Guard**

Dermontti Dawson lettered for three years as an offensive lineman for Coach Jerry Claiborne. He played guard and center and was named All-SEC following his senior season. Dawson blocked for three of the top rushers in school history – Mark Higgs, George Adams and Marc Logan. A member of the 1984 Hall of Fame Bowl championship team, Dawson went on to have a 13-year career with the Pittsburgh Steelers after being drafted by the team in the second round of the 1988 NFL Draft. The seven-time Pro Bowl selection (1992-98) returned to Lexington and served as an analyst on the UKTV Network Telecasts. He was named to the Pro Football Hall of Fame in 2012.



**#59 Joe Federspiel (1969-71):  
Linebacker**

One of the top linebackers in Kentucky history, Joe Federspiel was named second-team All-America and first-team All-Southeastern Conference in 1971, as well as UK's Most Valuable Senior. Federspiel led the team in tackles during his junior campaign with 125 stops and won UK's "Unsung Hero Award" his sophomore and junior seasons. He was a second-team All-SEC pick as a sophomore. He was named to Kentucky's All-Time Team by both the *Lexington Herald-Leader* and *Louisville Courier-Journal*. Federspiel played in the North-South Shrine Game and the All-American Bowl following his senior year and was later named to the SEC All-Decade Team for the 1970s by the *Atlanta-Journal Constitution*. He had a 10-year career in the NFL, including nine years with the New Orleans Saints (1972-80) and a season with the Baltimore Colts (1981). He is a member of the Saints' Hall of Fame was named to the Saints' All-50th Team in 2016. He also served several years as an SEC game official as an umpire.



**#70 Bob Gain (1947-50):  
Tackle/Placekicker**

Bob Gain lettered four years for the Wildcats as tackle and placekick-

er. He was a two-time first-team All-American (1949-50) and the first player from the SEC to win the Outland Trophy (1950). Gain was a three-time All-SEC selection and first-round draft choice by Green Bay in 1951. He played 12 years in the NFL for Cleveland.



**#55 Irvin "Irv" Goode  
(1959-61): Center/Linebacker**

Irvin Goode, a center and linebacker, lettered three years at Kentucky under head coach Blanton Collier. Permanent team captain of the 1961 squad, Goode was also named a first-team All-American by *Time* and third-team All-SEC by United Press International the same year. Though most of his notoriety came as a center, Goode did manage a career-high 23 tackles against national champion Ole Miss as a junior. He played in four postseason all-star games - Hula Bowl, East-West Shrine Game, College All-Star Game and Senior Christian Bowl. After showcasing his talent at the collegiate level, Goode was the number one draft choice of the St. Louis Cardinals in 1962. He was a 13-year veteran of the National Football League and played with the Cardinals (1962-71), Buffalo Bills (1972), and Miami Dolphins (1973-74). Goode was a two-time Pro Bowl selection in 1964 and 1967.



**#22 Mark Higgs (1984-87):  
Tailback**

Mark Higgs, standout running back from 1984-87, is one of UK's all-time leading rushers with 2,892

career rushing yards. He set school records for highest rushing average in a season (6.6 yards per attempt in 1987) and rushed for, what was then a school-record, 1,278 yards (broken in 1995). Higgs was selected as the SEC Offensive Player of the Week when he rushed for 192 yards in a 35-6 victory over Mississippi. In addition, he was named second-team All-SEC, UK's Most Valuable Senior, and to the SEC Academic Honor Roll. Following his senior season, Higgs played in the Blue-Gray Game and Hula Bowl before being drafted by the Dallas Cowboys. The running back enjoyed an eight-year career in the NFL with Dallas, Philadelphia, Miami, and Arizona.



**#80 Tom Hutchinson  
(1960-62): End**

Formerly the all-time leading receiver at UK, Tom Hutchinson earned three varsity letters as a split end under head coaches Blanton

Collier and Charlie Bradshaw. He ended his career with then-school-records of 94 pass receptions, 1,483 receiving yards, averaged 15.9 yards per reception and scored nine touchdowns. The end was named first-team All-Southeastern Conference by the Associated Press in 1960, 1961, and 1962, first-team All-SEC by United Press International in 1961 and 1962, and third-team All-SEC by United Press International in 1960. Despite not earning a starting assignment in any of the 10 regular season games, Hutchinson caught 30 passes for 455 yards as a sophomore and grabbed 32 pass receptions in 1961 and 1962. He played in five postseason all-star games - Coaches All-America Game, College All-Star Game, Hula Bowl, East-West Shrine Game, and the Senior Christian Bowl. His NFL career began after he was selected by the Cleveland Browns in the first round of the draft in 1963 where he played for three seasons before spending one season with Atlanta (1966).



**#8 Clyde Johnson (1940-42):  
Tackle**

Clyde Johnson owns the honor of being the University of Kentucky's first All-American in football. He was named a first-team All-American and first-team All-Southeastern Conference by the Associated Press in 1942. Johnson played two seasons (1946-47) in the NFL with Los Angeles Rams.



**#27 Wallace "Wah Wah" Jones  
(1945-48): End**

Wah Wah Jones lettered four years at Kentucky as an end and was a two-time All-Southeastern Conference selection. He was also named

first team All-SEC by the Associated Press in 1946 and third-team All-SEC in 1948. Jones led Kentucky in receiving in the 1947 and 1948 seasons and had a season-high 19 receptions for 243 yards and five touchdowns during his senior campaign. He helped lead the Wildcats to the Great Lakes Bowl, their first bowl appearance, in 1947 as a junior. The UK legend was also a four-year letterman in basketball and baseball. Jones, also a basketball standout, is the only UK athlete to have his jersey retired in both sports.





**#44 John "Shipwreck" Kelly (1929-31): Halfback**

John Kelly lettered as a halfback for the Wildcats from 1929-31 and gained approximately 2,100 rushing yards during his career. He accomplished a season-best 1,074 yards rushing in 1931 and held the UK all-time, single-game record with 280 rushing yards vs. Maryville in 1930.



**#66 Ralph Kercheval (1931-33): Punter**

Known as perhaps the finest punter in the history of the SEC, Ralph Kercheval lettered in 1931, 1932, and 1933 for the Wildcats. He set SEC season records for most punts (101), yards punted (4,413) and set single-game record for punting average (52.0 avg., min. 10). Kercheval holds one of the longest punts in UK history at a mark of 78 yards. Career wise, he punted 234 times for 9,749 yards and averaged 44.8 yards per punt. He also played quarterback, defensive back and kicker.



**#80 Rick Kestner (1963-65): End**

As a first-team All-Southeastern Conference offensive end in 1964 and 1965, Rick Kestner was one of the most prolific pass catchers in Wildcat history with 82 receptions in his career. His 42 catches in 1964 set a school record and his best game came the same year with nine catches for 185 yards and three touchdowns as Kentucky upset top ranked Mississippi, 27-21, in Jackson. The 185 receiving yards was the most ever in a game for a Wildcat until 1998. Kestner was placed on the Academic All-SEC team in 1964.



**#50 Jim Kovach (1974-76, 1978): Linebacker**

As one of the all-time leading tacklers in UK history, Jim Kovach is credited with 521 tackles, including a season high 164 in 1976. He was a four-year letterman who received medical hardship ruling in 1977 because of a shoulder injury, but made a comeback and was voted a consensus first-team All-Southeastern Conference selection in 1978. As an off the field accomplishment, he was named to the Academic All-SEC Honor Roll four times. In addition to being named second-team All-SEC in 1975 and 1976, Kovach was named the squad's Most Valuable Player, an Academic All-American, and received the 1978 National Football Foundation Scholar-Athlete Award. He played

in the 1978 Hula Bowl and received a 1979 NCAA Post-Graduate Scholarship. The linebacker was a fourth-round draft choice by the New Orleans Saints in 1979 and played there until 1985 when he moved to San Francisco to play for one year. He was named to the Academic All-America Hall of Fame in 2010.



**#24 Dicky Lyons Sr. (1966-68): Running Back**

Known as one of the greatest punt and kickoff return aces in Southeastern Conference history, Dicky Lyons lettered three years as a running back, flanker and kick returner at UK. He was named first-team All-SEC as a junior and senior and earned second-team all-league honors as a sophomore. Lyons was the first player in SEC history with 1,000 yards rushing, 1,000 yards in punt returns and 1,000 yards in kickoff returns. He held the SEC record for most return yardage in a game when he racked up 235 yards in punt and kickoff returns against LSU in 1967. Lyons' career punt return average of 15.4 yards per return ranks as one of the best in school history and SEC annals. He has been ranked so highly among the leaders in several other statistical categories at Kentucky and the SEC that he was named to Kentucky's All-Time Team by the *Lexington Herald-Leader*. He would go on to play for the New Orleans Saints in the NFL.



**#87 Charlie McClendon (1949-50): Defensive End/ Cornerback/Tight End**


Charlie McClendon was a versatile performer for Coach Paul "Bear" Bryant and helped lead the 1949 team to the Orange Bowl and the 1950 squad to the Sugar Bowl. He lettered two seasons at UK as a defensive end, cornerback, and tight end. McClendon later became an assistant coach and joined Kentucky in 1951, Vanderbilt in 1952, and LSU from 1953-61 before taking over the reins in Baton Rouge in 1962. He compiled a 137-59-7 mark in 18 years at LSU, took the Tigers to 13 bowl games, and was named National Coach of the Year in 1970 by the American Football Coaches Association. In 1980, McClendon was the Executive Director of the Tangerine Bowl for two years before completing 12 years (1982-94) as Executive Director of the AFCA. He would later receive the Amos Alonzo Stagg Award from the AFCA in 1992 for "outstanding service in the advancement of the best interests of football."



**#80 Steve Meilinger (1951-53): End/Halfback/Defensive Back/Linebacker**

The versatile Steve Meilinger lettered three years for the Wildcats as an end, halfback, defensive

back, and linebacker. His career totals include 75 catches for 1,210 yards (16.1 avg.) and 17 touchdowns, a former UK team record. Meilinger had 41 receptions and racked up 576 yards and eight touchdowns during the 1951 season, which led to him becoming a first-team All-American in 1952 and 1953. He was also named first-team All-SEC three times (1951-53) and the Birmingham QB Club Quarter Century All-SEC Team (1950-74). He rushed for 714 yards and intercepted six passes during his college career and was later a first-round NFL Draft choice by Washington. He was named to the College Football Hall of Fame in 2013.



**#79 Lou Michaels (1955-57): Tackle/Kicker/Punter**

Lou Michaels, a two-time first-team All-America selection (1956 & 57), lettered three years at the University of Kentucky as a tackle,

kicker, and punter. He was named an Outstanding SEC Lineman by the Birmingham Touchdown Club in 1956, as well as the following year by the Atlanta Touchdown Club. Also in 1957, he was named SEC Outstanding Player by Nashville Banner. Michaels averaged 39.8 yards per punt, had 122 punts for 4,852 yards, and connected on 13 of 16 PATs and 2 of 3 field goals during his career at UK. He was inducted into the College Football Hall of Fame in 1992.



**#51 Doug Moseley (1949-51): Center/Linebacker**

Doug Moseley earned three varsity letters as a center and linebacker at the University of Kentucky and played under head coach Paul

“Bear” Bryant on teams that compiled a 28-8 overall record, including one Southeastern Conference championship (1950) and appearances in the Orange, Sugar, and Cotton Bowls. He was named a first-team All-American in 1951 by the Associated Press and Football Writers Association of America in addition to being a first-team All-Southeastern Conference by the Associated Press and United Press International that same year. Moseley was also a second-team All-Southeastern Conference selection by the Associated Press the previous year. A permanent co-captain of the 1951 Wildcat squad, which posted an 8-4 record and a 20-7 vic-

tory over Texas Christian University in the Cotton Bowl, Moseley earned the 1951 *Atlanta Constitution* Award and played in the College All-Star Game in Chicago.



**#11 Rick Norton (1963-65): Quarterback**

Rick Norton lettered three years at quarterback for the Wildcats and was named a first-team All-American in 1965 by *Time* magazine and

NBC along with Academic All-Southeastern Conference honors in 1963. Career wise, Norton finished with 4,139 yards of total offense, and completed 298 of 598 (.498 pct.) passes for 4,514 yards and 26 touchdowns. He held UK mark for season passing with 1,823 yards and 11 touchdowns in 1965. Norton owned the Wildcats’ single-game mark with 373 yards passing against Houston in 1965. As a result of his accomplishments, he was a first-round draft pick of the Miami Dolphins in 1966 and played with the team until 1969.



**#52 Rick Nuzum (1972-74): Offensive Lineman**

Rick Nuzum began his career as a defensive end at UK before moving to offensive tackle, offensive guard and center for his last two seasons.

He was named a first-team All-American as a center in 1974, second-team All-Southeastern Conference as a senior, and the squad’s Most Valuable Player in 1974. Nuzum participated in the 1974 Hula Bowl and East-West Shrine Game. After being coached at Kentucky by John Ray and Fran Curci, he was drafted in the fifth round by the Los Angeles Rams in 1975 where he played one season (1977) before playing his final two with the Green Bay Packers (1978-79).



**#10 Vito “Babe” Parilli (1949-51): Quarterback**

A two-time first-team All-American in 1950 and 1951, Babe Parilli also finished third and fourth in Heisman Trophy voting his junior and senior

seasons. He lettered three years at quarterback for the Wildcats and set a UK career record for touchdown passes with 50. Parilli completed 331 of 592 passes for 4,351 yards in his career and the team posted a 28-8 record, claimed an SEC title along with spots in the Orange, Sugar, and Cotton Bowls under his leadership. After being taken in the first-round of the NFL Draft by the Green Bay Packers in 1952, the quarterback played for six years in the NFL, then 10 years in the AFL, culminating with a



1969 Super Bowl championship with the New York Jets.




**#12 Derrick Ramsey (1975-77): Quarterback**

Derrick Ramsey, a quarterback, lettered three years for the Wildcats. He was named to the first-team All-Southeastern Conference and third-team All-America by the Associated Press and United Press International in 1977. Ramsey was also named the Outstanding SEC Quarterback following his senior campaign by the Birmingham Touchdown Club. He led the Wildcats to 9-3 and 10-1 records as a junior and senior, including a 21-0 victory over North Carolina in the 1976 Peach Bowl. The star quarterback finished off a successful career with 3,417 yards of total offense, 1,764 rushing yards, 1,653 passing yards, 25 rushing touchdowns, and 14 passing touchdowns. Ramsey played in the East-West Shrine All-Star Game and later went on to play for three different NFL teams as a tight end – Oakland/Los Angeles Raiders (1978-83), New England (1983-85) and Detroit (1987). Currently, he serves as Secretary of Education and Workforce Development for the Commonwealth of Kentucky.



**#45 Jay Rhodemyre (1942, 1946-47): Center/Linebacker**

During his three seasons at Kentucky, Jay Rhodemyre became a first-team ALL-SEC choice as a senior after garnering third-team all-league honors as a junior. He played his final two years for the legendary Paul “Bear” Bryant and helped lead Kentucky to the school’s first bowl appearance in 1947. Rhodemyre was named to Kentucky’s All-Time Team in selections made by both the Lexington *Herald-Leader* and the *Louisville Courier-Journal*. Further accolades include: MVP honors of the 1948 College All-Star Game, a spot in the 1947 Blue-Gray Game, and a four-year career in the NFL with the Green Bay Packers. Following his football career, Rhodemyre worked as an engineer and was part-owner of Thermal Equipment Sales Company.



**#74 Dave Roller (1968-70): Defensive Lineman**

Stalwart defensive lineman Dave Roller lettered from 1968-70 for the Wildcats. He played defensive guard as a sophomore, moved to end his junior year, and then played tackle as a senior. Roller was a first-team All-Southeastern Conference

selection as both a junior and senior and received UK’s “Unsung Hero Award.” As a sophomore, he was selected as a second-team All-SEC choice and was later named to Kentucky’s All-Time team by the *Lexington Herald-Leader*. After the Wildcats defeated Kansas State in 1970, Roller was named National Lineman of the Week. All-star game wise, he played in the All-American Bowl, the Hula Bowl, and the North-South Shrine Game. Roller enjoyed a 10-year career in the NFL with the New York Giants (1971-74), Green Bay Packers (1975-78), and Minnesota Vikings (1979-80).



**#19 Howard Schnellenberger (1952-55): End**

During his four letter years as an end, Howard Schnellenberger played two seasons each for head coaches Paul “Bear” Bryant and Blanton Collier and was named a first-team All-American, first-team All-Southeastern Conference by the Associated Press in 1955 and third-team All-Southeastern Conference in 1954. He became a permanent co-captain as a senior in 1955 and ended his career with 44 receptions for 618 yards (14.0 avg.), 11 touchdowns, and owned a ratio of one touchdown catch for every four pass receptions. Schnellenberger led the Wildcats in receiving during both the 1954 and 1955 seasons. His most memorable reception was a 22-yard touchdown catch on a pass from Bob Hardy to give Kentucky a 14-13 victory over Tennessee in 1954. The Wildcats compiled a 25-12-4 record during Schnellenberger’s time on campus. He went on to play in the 1955 Blue-Gray All-Star Game and Senior Bowl. Shortly later, he began his coaching career as an assistant at Kentucky from 1959 to 1960 under Blanton Collier. From there, he moved on to be an assistant coach at Alabama (1961-65) under his former coach Paul Bryant. Schnellenberger then moved to the professional ranks of the NFL and served as an assistant with the Los Angeles Rams (1966-69) under George Allen and the Miami Dolphins (1970-72; 1975-79) under Don Shula. He was head coach of the Baltimore Colts for two years (1973-74) before going back to the collegiate level and leading the University of Miami (Fla.) to the 1983 national championship. He also became the head coach at Louisville, Oklahoma and Florida Atlantic.



**#32 Larry Seiple (1964-66): Halfback**

Larry Seiple, a versatile performer who starred for the Wildcats as a runner, pass receiver, kickoff returner, and punter, lettered three years.

After being named second-team All-SEC as a junior, he won UK's "Unsung Hero Award" as a senior. Seiple set Kentucky records for average yards per pass reception in a season (23.5, 1965) and career (19.8). Career wise, he caught 72 passes for 1,422 yards and 36.9 yards per punt during his career. Known as a big-play collegian, Seiple had four catches of 70 yards or more during his career and on 4th-and-41 yards to go against Mississippi in 1965, he ran a fake punt over 70 yards for a touchdown. After college, Seiple played with the Miami Dolphins for 11 years (1967-77) and later served as an assistant coach to the Dolphins.



**#48 Washington Serini (1944-47): Tackle**

Also known as "Wash," Washington Serini earned four varsity letters as a tackle at Kentucky and played under three different head coaches – A.D.

Kirwan, Bernie Shively, and Paul "Bear" Bryant. He was named first-team All-Southeastern Conference by the Associated Press in 1944 and twice was named second-team All-Southeastern Conference in 1945 and 1947. Serini was a member of the Wildcats' first bowl team (1947 Great Lakes Bowl) and participated in three Blue-Gray All-Star games in 1944, 1946, and 1947. He went on to play in the NFL for the Chicago Bears from 1948-51 and the Green Bay Packers in 1952.



**Bernie Shively (1938-67): Athletic Director**

Bernie A. Shively served as director of athletics at the University of Kentucky for 30 years and supervised major expansions of UK athletic facilities during his tenure. He is responsible for the expansion of Stoll Field/McLean Stadium in 1948,

1949, and 1950 to increase the seating capacity to 37,500. Shively is also credited with the construction of Memorial Coliseum (11,500) in 1950 and for what is now known as the Shively Sports Complex that was constructed in 1959. The complex includes the football practice fields and is now home to Kentucky baseball and track & field. In addition to being the head coach of the football team for a year in 1945, Shively was also a Chairman of the NCAA Basketball Tournament Committee.



**#97 Art Still (1974-77): Defensive End**

Art Still lettered four years at the University of Kentucky as a defensive end and was a consensus

first-team All-American in 1977 after he broke the UK single-season record with 22 tackles behind the line. He was also named two-time, first-team All-SEC in 1976 and 1977. Still was honored by the Birmingham Touchdown Club and the Columbus (Ga.) Touchdown Club as the SEC Outstanding Senior Player in 1977. The legendary defensive end finished his career with 327 tackles and was named to the Lakeland (Fla.) Ledger 25-year All-SEC team (1961-1975). A first-round draft choice by Kansas City in 1978, Still played 12 seasons in the NFL with Kansas City and Buffalo. He was named to the College Football Hall of Fame in 2015.



**#70 Herschel Turner (1961-63): Tackle**

In 1963, Herschel Turner was named a first-team All-American as an offensive tackle and defensive tackle. He was also named first-team

All-Southeastern Conference as a senior and participated in the Blue-Gray Game and the Senior Bowl. Turner logged the most minutes played on UK's 1962 squad known as the "Thin Thirty." After being drafted in the second round of the 1964 NFL Draft by St. Louis, Turner played two seasons (1964-65) with the Cardinals as a guard and tackle.



**#50 Harry Ulinski (1946-49): Center/Linebacker**

A four-year letterman under Paul "Bear" Bryant, Harry Ulinski was a standout center, linebacker and a captain of the 1949 Wildcat squad,

which posted a 9-3 record, played in the Orange Bowl, and at one point in the season was ranked seventh, but finished eleventh. He was named to the first-team All-Southeastern Conference in 1949 by the Associated Press, first-team All-South by *Collier's Magazine*, and honorable mention All-America. Ulinski was named SEC Player of the Week after Kentucky's 25-0 blanking of Georgia. He also played in the 1950 College All-Star Game and had a six-year career in the NFL with the Washington Redskins.



**#88 Jeff Van Note (1966-68): Defensive End**

Jeff Van Note originally came to Kentucky as a fullback, but ended his career as an outstanding defensive end. Under head coach Charlie

Bradshaw, he earned second-team All-Southeastern Conference honors as a sophomore in 1966 and was the squad's Most Valuable Player as a senior in 1968. Drafted in the 11th round by the



Atlanta Falcons in 1969, Van Note played 18 years in the NFL (1969-1986), all with the Falcons, as a center. Through a great career, he received All-National Football Conference honors in 1980 and was named All-Pro in 1982. He played in six Pro Bowls (1974, 1975, 1979, 1980, 1981, and 1982). The UK great also served as an expert analyst on radio broadcasts of UK football games.

**Players who have been named to the UK Athletics Hall of Fame but have not had jerseys retired:**

12	Derek Abney, WR	2000-03
79	Oliver Barnett, DE	1986-89
85	Al Bruno, WR	1948-50
19	Keenan Burton, WR	2003-07
44	Wilbur Hackett, LB	1968-70
22	Jared Lorenzen, QB	2000-03
45	Marty Moore, LB	1990-93
23	Nate Northington, DB	1966-67
82	Greg Page, DE	1966-67
9	Bill Ransdell, QB	1983-86
10	Moe Williams, RB	1993-95
3	Craig Yeast, WR	1995-98
3	Andre' Woodson, QB	2004-07
22	Danny Trevathan, LB	2008-11
67	Larry Warford, OG	2009-12
45	Chris Chenault, LB	1985-88



## KENTUCKY BOWL HISTORY

### All-Time Record: 12-11

#### Great Lakes Bowl

Dec. 6, 1947: UK 24, Villanova 14

#### Orange Bowl

Jan. 2, 1950: Santa Clara 21, UK 13

#### Sugar Bowl

Jan. 1, 1951: UK 13, Oklahoma 7

**MVP:** Walt Yowarsky

#### Cotton Bowl

Jan. 1, 1952: Kentucky 20, TCU 7

**MVPs:** Emery Clark, Ray Correll, Babe Parilli

#### Peach Bowl

Dec. 31, 1976: UK 21, North Carolina 0

**Off. MVP:** Rod Stewart

**Def. MVP:** Mike Martin

#### Hall of Fame Bowl

Dec. 22, 1983: West Virginia 20, UK 16

**UK MVP:** George Adams

#### Hall of Fame Bowl

Dec. 29, 1984: UK 20, Wisconsin 19

**MVP:** Marc Logan

#### Peach Bowl

Dec. 31, 1993: Clemson 14, UK 13

**UK Offensive MVP:** Pookie Jones

**UK Defensive MVP:** Zane Beehn

#### Outback Bowl

Jan. 1, 1999: Penn State 26, UK 14

#### HomePoint.com Music City Bowl

Dec. 29, 1999: Syracuse 20, UK 13

#### Gaylord Hotels Music City Bowl

Dec. 29, 2006: UK 28, Clemson 20

**MVP:** Andre' Woodson

#### Gaylord Hotels Music City Bowl

Dec. 31, 2007: UK 35, Florida State 28

**MVP:** Andre' Woodson

#### AutoZone Liberty Bowl

Jan. 2, 2009: UK 25, East Carolina 19

**MVP:** Ventrell Jenkins

**UK Offensive MVP:** Mike Hartline

**UK Defensive MVP:** Braxton Kelley

#### Gaylord Hotels Music City Bowl

Dec. 27, 2009: Clemson 21, UK 13

#### BBVA Compass Bowl

Jan. 8, 2011: Pittsburgh 27, UK 10

#### TaxSlayer Bowl

Dec. 31, 2016: Georgia Tech 33, UK 18

**UK MVP:** Stephen Johnson

#### Franklin American Mortgage Music City Bowl

Dec. 29, 2017: Northwestern 24, UK 23

#### VRBO Citrus Bowl

Jan. 1, 2019: Kentucky 27, Penn State 24

**MVP:** Benny Snell Jr.

#### Belk Bowl

Dec. 31, 2019: Kentucky 37, Virginia Tech 30

**MVP:** Lynn Bowden Jr.

#### TaxSlayer Gator Bowl

Jan. 2, 2021: Kentucky 23, N.C. State 21

**MVP:** A.J. Rose

#### Vrbo Citrus Bowl

Jan. 1, 2022: Kentucky 20, Iowa 17

**MVP:** Wan'Dale Robinson

#### TransPerfect Music City Bowl

Dec. 31, 2022: Iowa 21, UK 0

#### TaxSlayer Gator Bowl

Dec. 29, 2023: Clemson 38, Kentucky 35



## KENTUCKY BOWL SUMMARIES

### 1947 • Great Lakes Bowl

#### Kentucky 24, Villanova 14

The Kentucky Wildcats made their first appearance on the bowl scene in the 1947 Great Lakes Bowl and came away with a 24-14 victory over Villanova before a crowd of 14,908 at Cleveland Municipal Stadium.

Kentucky, in its second year under head coach Paul “Bear” Bryant, finished at 8-3 on the season with the victory.

Quarterback/kicker George Blanda gave Kentucky a 3-0 lead in the first quarter. Blanda connected on a 27-yard field goal to put the Cats up and it remained that way until halftime.

In the third quarter, UK’s Jim Howe scampered 29 yards for a score. Kentucky led 10-0 after three periods.

Bill Boller scored both Kentucky touchdowns in the fourth period, romping 15 yards on a handoff from Blanda and racing 49 yards to paydirt with an interception. Blanda added both PATs to round out the Kentucky scoring.

Villanova also added a pair of fourth-quarter touchdowns, but it was not enough as Kentucky captured its first bowl victory in school history.

#### SCORING SUMMARY

VILLANOVA	0	0	0	14	—	14
KENTUCKY	3	0	7	14	—	24

1st	UK	Blanda, 27 FG
3rd	UK	Howe, 29 run (Blanda PAT)
4th	UK	Boller, 15 run (Blanda PAT)
	UK	Boller, 49 interception return (Blanda PAT)
	VU	Shehhan, 9 pass from Gordon
	VU	Pasquiniello, 10 run

Attendance - 14,908

### 1950 • Orange Bowl

#### Santa Clara 21, Kentucky 13

Kentucky committed three turnovers and let a seven-point halftime lead slip away in dropping its first major bowl game, 21-13, to Santa Clara in the 1950 Orange Bowl before a crowd of 64,816.

The Wildcats, 9-3, scored their first touchdown early in the second quarter as a result of a Santa Clara turnover. UK’s John Netoskie recovered at fumble at the Wildcat 49 to set up Kentucky’s first score. The Wildcats drove 51 yards in 14 plays as Wilbur Jamerson hammered over from two yards. Bobby Brooks added the PAT to make it 7-0.

Kentucky wasted a golden scoring opportunity late in the second quarter when Babe Parilli found Bill Leskovar for a 45-yard completion to the SC 3 with time running out. Leskovar and runningmate Don Phelps each were stopped short on their

respective rush attempts and the clock ran out before UK could score. The Wildcats led 7-0 at halftime.

UK coach Paul “Bear” Bryant said afterward he should have sent in a pass play just before the half. “If it failed,” he said, “the clock was killed then we could have tried a field goal.”

A short 9-yard punt by Phelps set up Santa Clara’s first score in the third quarter. After taking over on the SC 46, Bronco quarterback John Pasco hit Larry Williams on a 25-yard pass. Santa Clara eventually scored on a 1-yard sneak by Pasco to tie the game, 7-7.

Santa Clara scored again later in the third period, thanks in part to a pass interference call against Kentucky. Hall Haynes went over from 4 yards to make it 14-7 after three quarters.

Parilli led Kentucky right back, hitting Emery Clark on a 52-yard touchdown strike. Brooks, however, missed the tying PAT, breaking a personal streak of 18 straight, as Santa Clara led 14-13 with 12 minutes left in the contest.

Santa Clara managed to hold off the Cats and added an insurance score with less than a minute left, a 16-yard TD run by Buster Wraith.

#### SCORING SUMMARY

KENTUCKY	0	7	0	6	—	13
SANTA CLARA	0	0	14	7	—	21

2nd	UK	Jamerson, 2 run (Brooks PAT)
3rd	SC	Pasco, 1 run (Vargas PAT)
	SC	Haynes, 4 run (Vargas PAT)
4th	UK	Clark, 52 pass from Parilli (PAT missed)
	SC	Wraith, 16 run (Vargas PAT)

Attendance - 64,816

### 1951 • Sugar Bowl

#### Kentucky 13, Oklahoma 7

Kentucky arrived on the national football scene and stunned national champion Oklahoma, 13-7, to capture the 1951 Sugar Bowl before 82,000 in New Orleans.

The Wildcats, 11-1, displayed a tough defense and opportunistic offense in snapping Oklahoma’s 31-game winning streak, the longest in the nation at that time. More than 13,000 Kentucky fans made the long trip to New Orleans to watch the Southeastern Conference champions pick up their school record 11th win.

Under the direction of coach Paul “Bear” Bryant, Kentucky continually confused the favored Sooners with different defensive looks. The Wildcats used three tackles much of the time, causing OU quarterback Claude Arnold to hasten his playmaking.



Inflicting the most damage on the Sooners was Walt Yowarsky, a tackle who had played less than five minutes on the defensive side of the football in 1950. Yowarsky operated at left end, next to Outland Trophy winner Bob Gain, and repeatedly sliced into the Sooner backfield to break up passes and to make Arnold hurry his handoffs and laterals.

Yowarsky recovered a fumble on the OU 22 that set up UK's first touchdown. On the very next play, Babe Parilli hit Wilbur Jamerson in the right corner of the end zone for the score. Gain added the PAT to make it 7-0 in the first quarter.

Kentucky marched 81 yards in the second quarter to go up 13-0. Jamerson dove over from the one to cap the drive, but Gain missed wide on the PAT.

The Wildcat defense, ranked number two in the nation, showed Oklahoma why late in the third quarter. The Sooners drove 67 yards with the second-half kickoff, sitting at the UK 3 with a first-and-goal. Yowarsky helped UK turn back the Sooners, throwing an OU runner for a 5-yard loss on third down and Oklahoma eventually turned the ball over on downs.

Yowarsky, voted the game's MVP, thwarted another Oklahoma scoring threat in the fourth quarter as he recovered a fumbled punt.

Oklahoma did score with seven minutes to play as Billy Vessels hit Merrill Green on a 17-yard pass for the touchdown. Jim Weatherall added the PAT.

The Wildcats managed to hold on to the football for all but one play the rest of the way to claim a stirring 13-7 win.

SCORING SUMMARY						
OKLAHOMA	0	0	0	7	—	7
KENTUCKY	7	6	0	0	—	13

1st UK Jamerson, 22 pass from Parilli (Gain PAT)  
 2nd UK Jamerson, 1 run (PAT missed)  
 4th OU Green, 17 pass from Vessels (Weatherall PAT)  
 Attendance - 82,000

### 1952 • Cotton Bowl

Kentucky 20, TCU 7

Quarterback Babe Parilli threw for two touchdowns to lead the Kentucky Wildcats to a 20-7 victory over the TCU Horned Frogs in the 1952 Cotton Bowl before a crowd of 75,349 in Dallas, Texas.

Parilli, who completed 8-of-20 passes for 85 yards, tossed both touchdown strikes to Emery Clark. With the victory, the Wildcats ended the season at 8-4.

Kentucky got on the scoreboard first, as Parilli found Clark for the first of two TDs. Parilli hit Clark with a 5-yard toss to culminate a 53-yard scoring march. Harry Jones added the PAT and Kentucky led 7-0 after one quarter.

## BOWL GAME TEAM RECORDS

### Rushing

Rush Attempts: ..... 55 (Belk, 2019)  
Net Rushing Yards: ..... 331 (Belk, 2019)  
Touchdowns Rushing: ..... 3 (Great Lakes, 1947; Peach, 1976; Music City 2017, Belk 2019)

### Passing

Pass Attempts: ..... 50 (Music City, 2007)  
Pass Completions: ..... 32 (Music City, 2007)  
Had Intercepted: ..... 2 (Orange, 1950; Outback, 1999; Music City 2017; Gator Bowl 2023)  
Passing Yards: ..... 358 (Music City, 2007)  
Touchdowns Passing: ..... 4 (Music City, 2007)

### Total Offense

Offensive Plays: ..... 82 (Music City, 2007)  
Total Yards: ..... 501 (Music City, 2007)

### Scoring

Points Scored: ..... 37 (Belk, 2019)  
Most Touchdowns: ..... 5 (Music City 2007, Belk 2019)  
Most Field Goals: ..... 3 (Gator, 2021)

### First Downs

Most First Downs: ..... 29 (Music City, 2007)  
First Downs by Rush: ..... 17 (Peach, 1976)  
First Downs by Pass: ..... 19 (Music City, 2007)

### Fumbles

Most Fumbles: ..... 5 (Music City, 2007)  
Fumbles Lost: ..... 3 (Music City, 2007)

### Interceptions

Most INTs: ..... 3 (Citrus Bowl, 2022)

In the second period, UK got its second touchdown when Parilli and Clark hooked up again. This time, Parilli found Clark on a 13-yard TD strike to cap a 57-yard drive. Jones missed on the PAT attempt and UK settled for a 13-0 lead in the second period with a little over 10 minutes left.

The Wildcat defense made that 13-point lead stand up until halftime as the Horned Frogs drove four times deep into UK territory. Led by All-American guard Ray Correll, the Wildcats turned TCU away on drives to the UK 4, 24, 5 and 2-yard lines to take a 13-0 lead at intermission.

TCU's Bobby Jack Floyd sliced the UK lead to 13-7 when he galloped 43 yards on a sweep. Floyd's run capped an 80-yard scoring drive which took only four plays. Keith Flowers added the PAT with 1:12 left in the third period.





Kentucky ended any thoughts of a TCU comeback, thwarting the only two Horned Frog offensive drives in the fourth period and scoring an insurance touchdown as well. Ed Hamilton sealed the UK victory with a 3-yard score off left tackle with 3:33 left. Jones added the PAT for the final 20-7 score.

**SCORING SUMMARY**

KENTUCKY	7	6	0	7	—	20
TCU	0	0	7	0	—	7

- 1st UK Clark, 5 pass from Parilli (Jones PAT)
- 2nd UK Clark, 13 pass from Parilli (PAT missed)
- 3rd TCU Floyd, 43 run (Flowers PAT)
- 4th UK Hamilton, 3 run (Jones PAT)

Attendance - 75,349

**1976 • Peach Bowl**

Kentucky 21, North Carolina 0

Kentucky tailback Rod Stewart scored three touchdowns to lead the Wildcats to a 21-0 blanking of North Carolina before a sellout crowd of 54,132 in the 1976 Peach Bowl in Atlanta, Ga.

The Wildcats, after a 25-year absence from the postseason bowl scene, returned in fine fashion as Kentucky completely smothered the Tar Heels. Kentucky outgained North Carolina 334-108 in total yards, limiting the Tar Heels to just five first downs and forcing five UNC turnovers.

After a scoreless first half, Kentucky went to work in the third period after UNC quarterback Matt Kupec fumbled at the Tar Heel 21. UK's James Ramey recovered and the Wildcats were in business.

Seven plays later, Stewart busted over from the one for the touchdown. John Pierce added the PAT and Kentucky led 7-0 after three quarters.

Stewart sent the 37,000-plus Kentuckians, who had followed UK to the Peach Bowl, into a frenzy with his second touchdown early in the fourth quarter. The Wildcats marched 57 yards in 9 plays as Stewart capped the drive with a 13-yard gallop behind All-American tackle Warren Bryant. Pierce was good on the PAT and Kentucky led 14-0 with 13:01 left to play.

The Big Blue had to go only 47 yards for their final score. Kentucky faced a fourth-and-one from the UNC 3 with a little over three minutes remaining. Once again, Stewart (104 yards on 19 carries) got the call and he picked up both - the first down and the touchdown. Pierce was true on the PAT and UK had put the game away.

Stewart tied the Peach Bowl record for most touchdowns and scoring with the three TDs and 18 points. He was named the game's MVP. The Most Valuable Defensive Player of the game was UK

linebacker Mike Martin, who helped hold UNC to just over 100 yards.

**SCORING SUMMARY**

NORTH CAROLINA	0	0	0	0	—	0
KENTUCKY	0	0	7	14	—	21

- 3rd UK Stewart, 1 run (Pierce PAT)
- 4th UK Stewart, 13 run (Pierce PAT)
- UK Stewart, 3 run (Pierce PAT)

Attendance - 54,132

**1983 • Hall of Fame Bowl**

West Virginia 20, Kentucky 16

Kentucky won much of the statistical battle but lost the war in dropping a tough 20-16 decision to the West Virginia Mountaineers in the 1983 Hall of Fame Bowl in Birmingham, Ala.

The Wildcats, in a bowl for the first time since 1976, outgained West Virginia 306-288 in total offense and held the edge in first downs 19-18 and passing yards 216-88. But 17 second-half points by West Virginia were too much for the Wildcats to overcome.

WVU scratched first as placekicker Paul Woodside connected on a 39-yard field goal late in the first quarter.

Kentucky countered with 10 points in the second stanza to take a 10-3 lead at halftime.

The Wildcats marched 54 yards in eight plays for their first score. Facing a third-and-three from the Mountaineers' 26, Kentucky used some razzle-dazzle as Tony Mayes swept right, then threw back to quarterback Randy Jenkins in the left corner of the endzone for the TD. John Hutcherson added the PAT and UK led 7-3 with 10:59 left in the second period.

Jenkins hit two big passes late in the second quarter to help set up a 32-yard field goal by Hutcherson. Jenkins connected with Joe Phillips for a 19-yard pass play and then hit George Adams for a 14-yarder as Hutcherson connected with 38 seconds left in the half.

WVU kicker Paul Woodside fooled everyone to begin the second half. Woodside tried an on-side kick to start the half and then recovered it to give the Mountaineers the football at the UK 48. Eight plays later, QB Jeff Hostetler found Rich Hollins for a 16-yard TD strike. Woodside added the PAT and it was 10-10 with 11:10 left in the third quarter.

West Virginia scored twice in a span of two minutes early in the fourth quarter to take a commanding 20-10 lead. Hostetler capped off a 10-play, 81-yard drive with a 2-yard scoring toss to Rob Bennett to make it 17-10 with 11:15 left to play.

Two plays later, West Virginia took over after an interception of a Jenkins pass at the UK 16. The



interception set up a 23-yard field goal by Woodside as the Mountaineers went up 20-10 with 9:18 remaining.

Kentucky freshman quarterback Bill Ransdell led the Wildcats back, marching UK 92 yards in 11 plays following the kickoff. Ransdell hit Phillips for a 13-yard scoring toss to make it 20-16 with 5:50 left. Hutcherson missed the PAT.

The Wildcats got one more shot, but could get no further than the UK 37.

#### SCORING SUMMARY

WEST VIRGINIA	3	0	7	10	—	20
KENTUCKY	0	10	0	6	—	1

1st	03:54	WV	Woodside, 39 FG	3:54-1Q
2nd	10:59	UK	Jenkins, 26 pass from Mayes (Hutcherson PAT)	
	00:38	UK	Hutcherson, 32 FG	
3rd	11:10	WV	Hollins, 16 pass from Hostetler (Woodside PAT)	
4th	11:15	WV	Bennett, 2 pass from Hostetler (Woodside PAT)	
	09:18	WV	Woodside, 23 FG	
	05:50	UK	Phillips, 13 pass from Ransdell (PAT missed)	

Attendance - 42,000

#### 1984 • Hall of Fame Bowl

Kentucky 20, Wisconsin 19

Kentucky's Joey Worley booted a career-long 52-yard field goal with just under nine minutes remaining to give the Wildcats a thrilling 20-19 victory over the Wisconsin Badgers in the 1984 Hall of Fame Bowl in Birmingham, Ala.

Worley, a freshman, helped Kentucky overcome a nine-point deficit in the second half with his school and bowl record field goal.

Wisconsin jumped on top early, scoring twice in the first quarter. Todd Gregoire nailed a 40-yard field goal just under four minutes into the game and Michael Howard hit Thad McFadden with a 3-yard TD pass. Gregoire added the PAT and the Badgers led 10-0 with 5:34 left in the opening period.

Gregoire added another field goal, this one from 27 yards, to make it 13-0 with 7:05 left in the second period.

Kentucky got on the board after safety Paul Calhoun intercepted a Howard pass to give UK possession at the Badger 42. It took Kentucky just five plays to score as Marc Logan went over from nine yards. Worley added the PAT to cut the deficit to 13-7 with 1:29 left in the half.

Wisconsin was not through. The Badgers used four running plays, two passes and a costly 15-yard penalty to move the football to the UK 3 with two seconds left in the half. From there, Wisconsin decided on a Gregoire field goal (20-yarder) to take a 16-7 edge at halftime.

Kentucky narrowed the gap to 16-10 on a 22-yard field goal by Worley with 11:28 left in the third quarter. But Gregoire responded with a

## BOWL GAME INDIVIDUAL RECORDS

### Rushing

233	Lynn Bowden Jr. (34 att.) Belk, 2019
152	Rafael Little (28 att.) Music City, 2007
148	A.J. Rose (12 att.) Gator, 2021
144	Benny Snell Jr. (26 att.) Citrus, 2019
107	Chris Rodriguez Jr. (20 att.) Citrus, 2022
104	Rod Stewart (19 att.) Peach, 1976
152	Rafael Little (28 att.) Music City, 2007
104	Rod Stewart (19 att.) Peach, 1976
144	Benny Snell Jr. (26 att.) Citrus, 2019

### Pass Attempts

50	André Woodson (32 comp.) Music City, 2007
48	Tim Couch (30 comp.) Outback, 1999
43	Dusty Bonner (30 comp.) Music City, 1999

### Pass Completions

32	André Woodson (50 att.) Music City, 2007
30	Dusty Bonner (43 att.) Music City, 1999
30	Tim Couch (48 att.) Outback, 1999

### Passing Yards

358	André Woodson (32 of 50) Music City, 2007
336	Tim Couch (30 of 48) Outback, 1999
308	Dusty Bonner (30 of 43) Music City, 1999

### Offensive Plays

56	Tim Couch (8 rush, 48 pass) Outback, 1999
54	André Woodson (4 rush, 50 pass) Music City, 2007
52	Dusty Bonner (9 rush, 43 pass) Music City, 1999

### Total Yards

344	Tim Couch (8 rush, 336 pass) Outback, 1999
332	André Woodson (-26 rush, 358 pass) Music City, 2007
326	Lynn Bowden Jr. (233 rush, 73 pass, 20 kick return); Belk, 2019
324	Dusty Bonner (16 rush, 308 pass) Music City, 1999

### Receptions

10	Wan'Dale Robinson (170 yards) Citrus, 2022
8	Anthony White (85 yards) Music City, 1999
8	Rafael Little (50 yards) Music City, 2007

### Receiving Yards

170	Wan'Dale Robinson (10 rec.) Citrus, 2022
124	Steve Johnson (7 rec.) Music City, 2007
100	Barion Brown (3 rec.) Gator Bowl, 2023
89	Tavin Richardson (5 rec.) Music City 2017
85	Anthony White (8 rec.) Music City, 1999



40-yarder two minutes later to move the count back to nine, 19-10.

Behind UK quarterback Bill Ransdell, the Wildcats marched 82 yards in 11 plays later in the quarter to get within two, 19-17. Ransdell hit Logan on a screen pass to cover the final 27 yards and with the Worley PAT, UK was back in it with 26 seconds left in the third quarter.

The next time Kentucky got the ball, Ransdell moved the Cats into position for Worley's 52-yarder. Starting from the UK 22, tailback Mark Higgs got the call four consecutive times, then it was Adams' turn the next four plays. Facing a fourth-and-two at the UW 34, Worley nailed the game-winner with 8:55 left.

Wisconsin came back and marched to the UK 8 with less than two minutes left. With the Badgers facing a fourth-and-six, Gregoire was called on for his fifth field goal attempt. This time, the snap from center was bobbled and UK sealed the victory.

**SCORING SUMMARY**

WISCONSIN	10	6	3	0	—	19
KENTUCKY	0	7	10	3	—	20

- 1st 11:32 UW Gregoire, 40 FG
  - 05:34 UW McFadden, 3 pass from Howard (Gregoire PAT)
  - 2nd 07:05 UW Gregoire, 27 FG
  - 01:29 UK Logan, 9 run (Worley PAT)
  - 00:02 UW Gregoire, 20 FG
  - 3rd 11:28 UK Worley, 22 FG
  - 09:04 UW Gregoire, 40 FG
  - 00:26 UK Logan, 27 pass from Ransdell (Worley PAT)
  - 4th 08:55 UK Worley, 52 FG
- Attendance - 47,300

**1993 • Peach Bowl**

Clemson 14, Kentucky 13

The Wildcats met the 24th-ranked Clemson Tigers in the 26th annual Peach Bowl and came within one minute of winning their sixth bowl in eight tries. But a Clemson TD in the closing seconds sent UK home with a 14-13 loss.

Kentucky took the opening kickoff and marched down the field to the Clemson 2-yard line, where what appeared to be a QB Pookie Jones-to-WB Alfonzo Browning TD was instead a turnover when Browning fumbled the ball while attempting to extend it over the goal line.

Clemson took over on its own one and proceeded to march 99 yards for the game's first score, a 2-yard TD plunge by TB Emory Smith. The PAT gave the Tigers a 7-0 lead. Clemson ran the ball 15 times and attempted only three passes in the drive. Kentucky was stopped again at the 1-yard line before the Wildcats finally scored on Nicky Nickels' 34-yard FG in the second period, making the score Clemson 7, Kentucky 3.

UK captured the lead early in the fourth quarter when Jones hit WR Mark Chatmon with a 5-yard TD pass, making it UK 10, Clemson 7. Nickels added another FG, this one from 26 yards, to extend UK's lead to 13-7. But after Dan Ariza's 55-yard punt pinned the Tigers inside their own 18-yard line, QB Patrick Sapp hit Smith with a 57-yard screen pass to move Clemson into scoring position. With less than a minute remaining, LB Marty Moore intercepted a Sapp pass, but fumbled it back, giving Clemson a second chance. The Tigers capitalized when Sapp hit WR Henry Smith with the game-winning 21-yard TD pass. Kentucky got the ball back with less than 20 seconds remaining, but could move no farther than its own 40.

**SCORING SUMMARY**

CLEMSON	7	0	0	7	—	14
KENTUCKY	0	3	0	10	—	13

- 1st CU Smith, 2 run (Welch PAT)
- 2nd UK Nickels, 34 FG
- 4th UK Chatmon, 5 pass from Jones (Nickels PAT)
- UK Nickels 26 FG
- CU Smith, 21 pass from Sapp (Welch PAT)

Attendance - 63,416

**1999 • Outback Bowl**

Penn State 26, Kentucky 14

Playing on New Year's Day for the first time in 47 years, the Kentucky Wildcats jumped out to an early lead, but the Penn State Nittany Lions rallied for a 26-14 victory in the Outback Bowl in Tampa, Fla.

Although the game was played in Tampa, the Wildcats certainly felt at home. Heavy ticket demand gave the Outback Bowl its first sellout ever, as more than 40,000 UK fans were packed among the 66,005 patrons in Raymond James Stadium.

Kentucky got on the board first with 7:36 remaining in the first quarter. At the PSU 36-yard line, under heavy pressure, quarterback Tim Couch lofted a rainbow into the end zone that wide receiver Lance Mickelsen caught for a touchdown.

Later in the opening period, UK stretched the lead to 14-3 with a 64-yard drive, capped by a 16-yard TD pass from Couch to halfback Anthony White. Key plays on the drive included a 22-yard pass from Couch to wide receiver Kevin Coleman and a 30-yard aerial to Mickelsen.

From the second quarter, however, Penn State chipped away. Quarterback Kevin Thompson hit flanker Joe Nastasi with a 56-yard touchdown bomb. A second field goal from Travis Forney narrowed the UK advantage to 14-13 at halftime.

The Nittany Lions took the lead for good in the third quarter on two more field goals by Forney, giving him four on the day. Penn State put the



game away in the fourth quarter with a 19-yard end-around TD run by Chafie Fields.

Meanwhile, the PSU defense shut out the Wildcats the last three quarters. Kentucky continued to move the ball, but three scoring opportunities came up empty - one on an interception, one on a missed field goal, and the other when the Wildcats were held on downs.

Kentucky actually outgained Penn State, 441 yards to 420. UK might have done even better, but the Wildcats offensive line was missing three senior starters, all of whom were replaced by freshmen.

Couch paced the attack by completing 30-of-48 passes for 336 yards and two TDs, completing his streak of at least 300 passing yards and at least one TD pass in every game of the season. Running backs Anthony White and Derek Homer caught seven balls each. White totaled 101 yards on the day, with eight rushes for 61 yards and seven receptions for 40 yards.

#### SCORING SUMMARY

KENTUCKY	14	0	0	0	—	14
PENN STATE	3	10	6	7	—	26

1st	07:43 UK	Mickelsen, 36 pass from Couch (Hanson kick)
	05:25 PSU	Forney, 43 FG
	03:51 UK	A. White, 16 pass from Couch (Hanson kick)
2nd	12:33 PSU	Nastasi, 56 pass from Thompson (Forney kick)
	01:03 PSU	Forney, 26 FG
3rd	07:51 PSU	Forney, 21 FG
	00:13 PSU	Forney, 25 FG
4th	11:03 PSU	Fields, 19 run (Forney kick)

Attendance - 66,005



### 1999 • HomePoint.com Music City Bowl Syracuse 20, Kentucky 13

Playing in back-to-back bowl games for the first time since 1983-84, the Kentucky Wildcats went down to the wire before falling to Syracuse, 20-13, in the HomePoint.com Music City Bowl in Nashville, Tenn. Kentucky played before a heavily partisan crowd, as almost all of the 59,221 fans were pulling for the Wildcats.

Kentucky blazed to a 10-0 lead in the first quarter. The Wildcats took the opening kickoff and maneuvered 79 yards for a touchdown. Tight end James Whalen set up the TD with a 45-yard

reception and Kendrick Shanklin ran it in from the 3-yard line.

The Wildcats held on defense, forcing a punt. Quarterback Dusty Bonner again drove the Wildcats inside the 10-yard line before settling for a 22-yard field goal by Marc Samuel. Whalen, however, was injured during the series and was lost for the remainder of the game. Already having caught four passes for 79 yards midway through the first quarter, his presence was sorely missed.

The Kentucky defense continued to stop Syracuse, including two fumble recoveries and a blocked field goal, but the Orangemen got on the board late in the second quarter. The Wildcats led at halftime, 10-7.

A scoreless third quarter led to a dramatic final stanza. Samuel extended the UK lead to 13-7 with a 35-yard field goal. Syracuse countered with two scoring runs by James Mungro, taking a 20-13 lead.

Kentucky got its last chance by taking over on its own 4-yard line with only 1:35 remaining and no timeouts. Bonner did a great job of moving the team to the Syracuse 41-yard line, but ran out of time, and a desperation heave on the game's final play fell incomplete.

Bonner led the UK attack by completing 30 of 43 passes for 308 yards and he also ran for 16 yards. In his final game as a Wildcat, running back Anthony White caught eight passes for 85 yards – both figures setting UK bowl records.

Linebacker Ryan Murphy led the defense in tackles with a career-high 15 stops. Linebacker Marlon McCree had an outstanding game. He tied his career high for tackles with 10, including two tackles for loss and a quarterback sack, caused two fumbles and recovered a fumble. Defensive tackle George Massey (nine) and free safety Anthony Wajda (eight) each tied his career high for tackles.

The Wildcats blocked two field goals, one each by defensive end Dennis Johnson and another by linebacker Jamal White.

#### SCORING SUMMARY

SYRACUSE	0	7	0	13	—	20
KENTUCKY	10	0	0	3	—	13

1st	11:58 UK	Shanklin 3 run (Samuel kick)
	06:31 UK	Samuel 22 FG
2nd	01:56 SU	Johnson 2 run (Trout kick)
4th	10:39 UK	Samuel 35 FG
	09:08 SU	Mungro 32 run (Trout kick)
	01:42 SU	Mungro 20 run (Brown run failed)

Attendance - 59,221

#### Team Stats

	UK	Syracuse
First Downs	18	19
Rush Attempts/Net Rush Yds	23/57	47/276



Passing C/A/I	30/43/1	11/15/0
Net Passing Yrds	308	128
Offensive Plays	68	62
Total Offense	365	404
Fumbles/Lost	3/1	3/2
Penalties/Yards	4/20	3/20
Punts/Average	4/45	3/33
Third Down Conversions	8 of 17	6 of 12
Time of Possession	28:36	31:24

**Individual Stats**

**Rushing (Att.-Yd.-TD)**

<b>UK</b>	Homer 1-24, Bonner 9-16, Pinner 7-5, Shanklin 1-3-1
<b>SU</b>	Mungro 12-162-2, Brown 22-87, Johnson 6-28-1

**Passing (COMP-ATT-INT-YARDS-TD)**

<b>UK</b>	Bonner 30/43/1/308/0, team 0/2/0/0/0
<b>SU</b>	Nunes 11/15/0/128/0

**Receiving (REC-YARDS-TD)**

<b>UK</b>	White 8-85, D. Smith 5-56, Shanklin 5-34, Whalen 4-79
<b>SU</b>	Spotwood 5-77, Woodcock 2-37

**Tackles**

<b>UK</b>	Murphy 15, McCree 10, Massey 9, Wajda 8
<b>SU</b>	Bullock 20, Pettijohn 10, Ford 8, McIntosh 8



**2006 • Gaylord Hotels Music City Bowl**  
 Kentucky 28, Clemson 20

Kentucky quarterback André Woodson threw for 299 yards with three touchdowns and the Wildcats won their first bowl game in 22 years with a 28-20 victory over Clemson in front of a record 68,024 fans at the 2006 Gaylord Hotels Music City Bowl in Nashville, Tenn.

Woodson, the game's Most Valuable Player, completed 20-of-28 passes and finished the season with 31 touchdown strikes, joining Tim Couch as the only Wildcats in school history to reach 30 TD tosses in a season. Woodson directed an offense that gave the Wildcats their sixth bowl win in school history by setting a UK record for most points scored in a bowl game.

Kentucky, making its first postseason appearance since 1999, used some offensive wrinkles to score its first-half points. The Wildcats quickly

got on the board with a one-yard run by Micah Johnson less than four minutes into the game. Johnson, normally a linebacker, was called upon in the short-yardage situation and the 270-pounder bulldozed his way into the end zone for his first collegiate score.

The Wildcat defense gave ground early, but Clemson stayed off the scoreboard after a pair of missed field goals. The Tigers finally tallied and came within one, 7-6, after a 32-yard pass by quarterback Will Proctor to Durrell Barry in the second quarter.

From there, both teams combined for four turnovers on the next seven plays, but UK closed the half with another surprise maneuver. Facing fourth down and four yards to go from his own 20-yard line, Wildcat punter Tim Masthay faked a punt and completed a 10-yard pass to Marcus McClinton for the first down. On the next play, Woodson followed with a 70-yard bomb to receiver DeMoreo Ford to go into the locker room up 14-6.

Meanwhile, the Kentucky defense stiffened, stopping the Tigers on six consecutive possessions in the second and third quarters. The Wildcat offense took advantage, making it 21-6 early in the second half after a Clemson fumble. Woodson found wide receiver Dicky Lyons Jr. on a short sideline pass and Lyons took it the rest of the way for a 24-yard score. UK built its lead to 28-6 with a touchdown pass to tight end Jacob Tamme with 11:29 remaining in the game.

Trading yardage for time, Kentucky gave up a pair of clock-eating scoring drives and clinched the victory when Tamme recovered an onside kick with less than a minute to go. That set off a wild celebration among the Wildcats and the 50,000-plus UK fans who packed LP Field.

**SCORING SUMMARY**

CLEMSON	0	6	0	14	-	20
KENTUCKY	7	7	7	7	-	28

1st	11:04	UK	M. Johnson 1 run (Seiber kick)
2nd	08:14	CU	Barry 32 pass from Proctor (Early kick failed)
	02:14	UK	Ford 70 pass from Woodson (Seiber kick)
3rd	08:09	UK	Lyons 24 pass from Woodson (Seiber kick)
4th	11:29	UK	Tamme 13 pass from Woodson (Seiber kick)
	07:25	CU	Grisham 17 pass from Proctor (Proctor rush failed)
	00:44	CU	Kelly 17 pass from Proctor (Palmer pass from Proctor)

Attendance - 68,024

**Team Stats**

	CLEMSON	UK
First Downs	19	21
Rush Attempts/Net Rush Yds	25/130	40/100
Passing C/A/I	23/39/1	21/29/0
Net Passing Yards	272	309



Offensive Plays	64	69
Total Offense	402	409
Fumbles/Lost	3/3	2/2
Penalties/Yards	5/50	8/84
Punts/Average	3/43.7	4/25.0
Third Down Conversions	4-of-11	7-of-14
Time of Possession	26:16	33:44

**Individual Stats****Rushing (Att.-Yd.-TD)**

<b>UK</b>	Little 17-57, Bankhead 3-37, Dixon 8-29, Conner 1-1, M. Johnson 2-1-1, team 1-0, Woodson 8-(-22)
<b>CLEM</b>	Davis 8-53, Proctor 9-32, Spiller 5-24, Ford 1-15, Stuckey 1-5, Merriweather 1-1

**Passing (COMP-ATT-INT-YARDS-TD)**

<b>UK</b>	Woodson 20-28-0-299-3, Masthay 1-1-0-10-0
<b>CLEM</b>	Proctor 23-39-1-272-3

**Receiving (REC-YARDS-TD)**

<b>UK</b>	Burton 5-30, Tamme 4-59-1, S. Johnson 3-67, Lyons 2-50-1, Little 2-15, Dixon 2-2, Ford 1-70-1, McClinton 1-10, Pulley 1-6
<b>CLEM</b>	Kelly 6-66-1, Stuckey 5-93, Grisham 5-49-1, Davis 2-13, Barry 1-32-1, Ford 1-8, Harris 1-5, Merriweather 1-4, Palmer 1-2

**Tackles**

<b>UK</b>	Woodyard 12, McClinton 9, R. Williams 7
<b>CLEM</b>	Hamlin 13, Scott 8, Adams 6, Watkins 6, Gaddis 6

**2007 • Gaylord Hotels Music City Bowl****Kentucky 35, Florida State 28**

It was a case of "Deja Blue" as Kentucky defeated perennial national power Florida State, 35-28, in the 2007 Gaylord Hotels Music City Bowl.

For the second consecutive year, the Wildcats claimed the Music City Bowl championship, quarterback Andre' Woodson won the Most Valuable Player Award and a heavily blue-tinted record sellout crowd of 68,661 packed LP Field in Nashville, Tenn.

Woodson capped his UK career in fine fashion, completing 32 of 50 passes for 358 yards and four touchdowns. And, as was typical of the season, a variety of players contributed to UK tallying its most points ever in a bowl game.

Versatile tailback Rafael Little had one of his best games as a Wildcat, rushing for 152 yards while catching eight passes for 50 yards and a touchdown. Wide receiver Steve Johnson caught seven balls for 124 yards and two TDs. Not expected to participate because of a knee injury, determined wideout Keenan Burton played anyway and also snagged seven passes. Linebacker Wesley Woodyard checked in with his usual solid performance, a game-high 15 tackles.

Kentucky struck quickly and never trailed. Safety Roger Williams blocked a punt on the first possession of the game and tight end Jacob Tamme got the Wildcats on the board with a 14-yard touchdown catch. However, a fumble near the FSU goal line and a missed field goal ruined other UK scoring chances and the teams were tied at 14 apiece at halftime.

Like the year before, Kentucky took control in the third quarter. Woodson directed a pair of 80-yard touchdown drives, with Little scoring on a two-yard pass reception and tailback Tony Dixon running it home from four yards away.

UK made the score 35-21 in the fourth quarter on a 38-yard pass to Johnson, but just like the previous year, the opponent rallied late. FSU drove for a touchdown, got the ball back and was able to throw a bomb to the end zone on the game's final play, but cornerback David Jones knocked down the pass to preserve the victory.

The win marked some big milestones for the Kentucky football program. This was the first time since the 1950 and '51 seasons that the Wildcats notched bowl victories in consecutive years. It was the first time since 1976-77 that UK won eight games in back-to-back seasons.

**SCORING SUMMARY**

KENTUCKY	7	7	14	7	—	35
FLORIDA STATE	7	7	0	14	—	28

1st	01:49 UK	Tamme 14 pass from Woodson (Seiber kick)
	01:49 FSU	Weatherford 6 run (Cismesia kick)
2nd	08:28 UK	S. Johnson 13 pass from Woodson (Seiber kick)
	03:28 FSU	Carter 24 interception return (Cismesia kick)
3rd	06:49 UK	Little 2 pass from Woodson (Seiber kick)
	00:04 UK	Dixon 4 run (Seiber kick)
4th	08:02 FSU	Weatherford 1 run (Cismesia kick)
	05:19 UK	S. Johnson 38 pass from Woodson (Seiber kick)
	02:14 FSU	Carr 7 pass from Weatherford (Cismesia kick)

Attendance - 68,661

**Team Stats**

	UK	FSU
First Downs	29	22
Rush Attempts/Net Rush Yds	36/143	33/204
Passing C/A/I	32/50/1	22/50/2
Net Passing Yards	358	276
Offensive Plays	86	83



Total Offense	501	480
Fumbles/Lost	5/3	1/0
Penalties/Yards	7/45	10/102
Punts/Average	5/39.8	6/41.7
Third-Down Conversions	6-of-14	6-of-16
Time of Possession	30:25	29:35

**Individual Stats**

**Rushing (Att.-Yd.-TD)**

<b>UK</b>	Little 28-152, Dixon 4-17-1, Woodson 4-(-26)
<b>FSU</b>	Smith 17-156, Weatherford 12-48-2, Parker 2-1, Holloway 1-0, team 1-(-1)

**Passing (COMP-ATT-INT-YARDS-TD)**

<b>UK</b>	Woodson 32-50-1-358-4
<b>FSU</b>	Weatherford 22-48-2-276-1, Parker 0-1-0-0-0

**Receiving (REC-YARDS-TD)**

<b>UK</b>	Little 8-50-1, S. Johnson 7-124-2, Burton 7-56, Lyons 5-78, Tamme 3-35-1, Dixon 1-8, Grinter 1-7
<b>FSU</b>	Parker 8-105, Carr 6-99-1, Fagg 5-51, Owens 2-10, Smith 1-11

**Tackles**

<b>UK</b>	Woodyard 15, Kelley 6, Moore 6, Warford 5, McClinton 5
<b>FSU</b>	Nicholson 13, Williams 10, Rolle 8, Hayes 8



**2009 • AutoZone Liberty Bowl**

Kentucky 25, East Carolina 19

Defensive end Ventrell Jenkins scored the game-winning touchdown on a 56-yard fumble return as the Kentucky Wildcats defeated East Carolina 25-19 in the AutoZone Liberty Bowl and won their third-straight bowl game for the first time in school history.

With the game tied at 19 and less than four minutes remaining, UK defensive tackle Myron Pryor knocked the ball away from an ECU running back. The 6-foot-2, 285-pound Jenkins scooped the ball, stiff-armed a Pirate lineman, and thundered his way down the sideline toward the end zone. The senior from Columbia, S.C., pulled a double move on East Carolina quarterback Patrick Pinkney with a devastating stiff arm – knocking an earpad out of Pinkney’s helmet – and a high step. Jenkins said the next thing he remembered was lying in the end zone with his teammates on top of him.

Jenkins’ return capped a big Kentucky comeback. East Carolina led 16-3 at halftime, but senior cornerback David Jones gave a huge lift to the Wildcats by opening the second half with a 99-yard kickoff return for a touchdown. It set a record for the longest kickoff return in the 50-year history of the Liberty Bowl.

Kentucky’s lone offensive touchdown came minutes after Jones’ kickoff return. Sophomore wide receiver Kyrus Lanxter caught a pass from quarterback Mike Hartline, broke a tackle, and made a nice inside move to avoid another defender and get into the end zone for a 19-yard touchdown reception. Lones Seiber’s extra point tied the game at 16 and the teams traded field goals before Jenkins’ game-winning fumble rumble.

Following Jenkins’ TD, Kentucky got a huge break when East Carolina accidentally downed the kickoff on its own one-yard line. With the help of two pass breakups from freshman cornerback Randall Burden, who was subbing for injured All-American Trevard Lindley, the UK defense forced a punt. UK took over with 2:34 to play and senior tailback Tony Dixon clinched the victory with six straight running plays, grinding out two first downs to run out the clock.

Dixon led all rushers with 89 yards on a career-high 28 carries. Hartline completed 19 of 31 passes for 204 yards and a touchdown. Lanxter set career highs with five catches for 46 yards.

Kentucky’s defense held up its end of the bargain with several big plays, totaling nine tackles for loss, three quarterback sacks, seven pass breakups and the game’s decisive touchdown. Senior linebacker Braxton Kelley made eight tackles, 2.5 tackles for loss and one sack. Defensive tackle Myron Pryor went out with a bang with a career-high seven tackles, one for loss, the caused fumble and a pass breakup.

East Carolina took an early 10-0 lead in the first quarter after a Ben Hartman field goal and a 28-yard rushing touchdown by Brandon Simmons. Kentucky got on the board midway through the second quarter with a 21-yard field goal by Seiber, but 12 seconds later East Carolina increased its lead with an 80-yard touchdown pass from Pinkney to Darryl Freeney. That gave the Pirates a 16-3 lead at halftime and set the stage for UK’s second-half heroics.

Jenkins was named the game’s overall Most Valuable player, while Hartline and Kelley were selected UK’s most outstanding offensive and defensive players, respectively. After all the bowl games were completed, Jones and Pryor were named to “All-Bowl Teams” by various college



football websites in honor of their outstanding performances.

**SCORING SUMMARY**

KENTUCKY	0	3	13	9	—	25
EAST CAROLINA	3	13	3	0	—	19

1st	05:39 ECU	Hartman 22 FG
2nd	14:14 ECU	Simmons 28 run (Hartman kick)
	08:59 UK	Seiber 21 FG
	08:47 ECU	Freeney 80 pass from Pinkney (kick blocked)
3rd	14:48 UK	Jones 99 kickoff return (kick blocked)
	08:13 UK	Lanxter 19 pass from Hartline (Seiber kick)
	00:06 ECU	Hartman 43 FG
4th	14:07 UK	Seiber 34 FG
	03:02 UK	Jenkins 56 fumble return (kick blocked)

Attendance - 56,125

**Team Stats**

	UK	ECU
First Downs	16	17
Rushing Attempts/Net Rush Yds	37/106	31/101
Passing C/A/I	19/31/1	18/36/0
Net Passing Yards	204	296
Offensive Plays	68	67
Total Offense	310	397
Fumbles/Lost	1/0	2/1
Penalties/Yards	4/35	4/17
Punts/Average	6/41.8	8/47.8
Third-Down Conversions	7-of-17	3-of-15
Time of Possession	30:43	29:17

**Individual Stats****Rushing (Att.-Yd.-TD)**

<b>UK</b>	Dixon 28-89-0, Smith 5-28-0, Conner 1-1-0, Hartline 3-(-12)-0
<b>ECU</b>	Simmons 10-44-1, Whitley 7-31-0, Rogers 3-23-0, Bowman 1-3-0, Pinkney 1-0-0

**Passing (COMP-ATT-INT-YARDS-TD)**

<b>UK</b>	Hartline 19-31-1-204-1
<b>ECU</b>	Pinkney 18-36-0-296-1

**Receiving (REC-YARDS-TD)**

<b>UK</b>	Lanxter 5-46-1, McCaskill 3-64-0, Dixon 3-17-0, Smith 3-11-0, Adeyemi 2-31-0, Grinter 1-16-0, Drake 1-15-0, Conner 1-4-0
<b>ECU</b>	Drew 5-120-0, Freeney 5-112-1, Simmons 3-23-0, Bowman 2-20-0, Womack 1-15-0, Gidrey 1-4-0, Rogers 1-2-0

**Tackles**

<b>UK</b>	Kelley 8, Pryor 7, McClinton 7, M. Johnson 6, Harrison 5, Jarmon 5
-----------	--

**2009 • Gaylord Hotels Music City Bowl  
Clemson 21, Kentucky 13**

The exciting duo of Derrick Locke and Randall Cobb combined for 224 all-purpose yards and senior Lones Seiber kicked two field goals, but Clemson downed the Kentucky 21-13 in what would turn out to be head coach Rich Brooks' final game on the sidelines.

Played at Nashville's LP Field before a crowd of 57,280, the game was primarily dominated by the defenses. Kentucky gained 277 total yards and Clemson's potent attack was limited to 321 total yards.

Kentucky got on the board on its first possession of the game. True freshman quarterback Morgan Newton drove the Wildcats 61 yards, the final 17 on a touchdown pass to junior wide receiver Chris Matthews. Seiber provided the rest of the scoring for the Wildcats, booting field goals of 39 and 44 yards.

Clemson, champion of the Atlantic Division of the Atlantic Coast Conference, gradually moved back into contention. The Tigers tied the score at 7-7 on a 32-yard touchdown pass from Kyle Parker to Jacoby Ford, then went ahead 14-10 at halftime with one-yard run by Jamie Harper.

Trailing 14-13 to start the fourth quarter, the Wildcats forced a three-and-out and took over at their own 13-yard line. Newton completed a short pass, but Clemson linebacker Kavell Konnor forced the ball loose and the Tigers recovered the only turnover of the game. All-America tailback C.J. Spiller scored three plays later as Clemson went up 21-13.

Kentucky tried to battle back on the following possession, keeping the drive alive on a fourth-down conversion by punter Ryan Tydlacka. Four plays later, Newton came up inches short on a fourth-and-eight scramble, and the Wildcats turned the ball over on downs. Clemson was able to run out the remaining time on the clock.

Spiller, the ACC Player of the Year, was the game's Most Valuable Player. Despite his gaudy numbers entering the game and Heisman-caliber resume, the Kentucky defense did a solid job on Spiller, allowing him just 67 rushing yards and one TD.





Sophomore linebacker Danny Trevathan led the UK defense with eight tackles, including one for loss, and caused one fumble. Junior cornerback Paul Warford and senior linebacker Micah Johnson added five tackles each.

The loss snapped Kentucky's three-game bowl winning streak, the longest in school history. Following the game, Brooks announced he probably would step down as head coach and turn the headset over to offensive head coach, and selected coach-in-waiting, Joker Phillips. Brooks finalized the decision a week later.

The game marked the second time in four seasons Kentucky played Clemson in the Music City Bowl. The Wildcats won the previous meeting in 2006, 28-20.

**SCORING SUMMARY**

KENTUCKY	7	3	3	0	-	13
CLEMSON	7	7	0	7	-	21

1st	10:08 UK	Matthews 17 pass from Newton (Seiber kick)
	00:16 CU	Ford 32 pass from Parker (Jackson kick)
2nd	07:29 UK	Seiber 39 FG
	05:19 CU	Harper 1 run (Jackson kick)
3rd	10:15 UK	Seiber 44 FG
4th	10:14 CU	Spiller 8 run (Jackson kick).
<b>Attendance - 57,280</b>		

**Team Stats**

	UK	Clemson
First Downs	19	14
Rushing Attempts/Net Rush Yds	42/167	33/180
Passing C/A/I	15/26/0	8/14/0
Net Passing Yards	110	141
Offensive Plays	68	47
Total Offense	277	321
Fumbles/Lost	1/1	2/0
Penalties/Yards	3/15	7/75
Punts/Average	4/29.2	4/36.5
Third-Down Conversions	6 of 16	4 of 10
Time of Possession	34:26	25:34

**Individual Stats**

**Rushing (Att.-Yd.-TD)**

<b>UK</b>	Locke 18-64, Newton 10-37, R. Cobb 10-36, Allen 2-19, Tydlacka 1-9, Conner 1-2
<b>CLEM</b>	Harper 8-79-1, Spiller 15-67-1, Ellington 4-20, Parker 3-16, Ford 1-2, team 2-(-4)

**Passing (COMP-ATT-INT-YARDS-TD)**

<b>UK</b>	Newton 13-23-0-98-1, R. Cobb 2-3-0-12-0
<b>CLEM</b>	Parker 8-14-0-141-1

**Receiving (REC-YARDS-TD)**

<b>UK</b>	Locke 6-30, McCaskill 4-31, R. Cobb 2-20, Grinter 2-12, Matthews 1-17-1
<b>CLEM</b>	Spiller 3-58, Ford 3-44-1, Palmer 2-39

**Tackles**

<b>UK</b>	Trevathan 8, P. Warford 5, M. Johnson 5, Peters 4
-----------	---



**2011 • BBVA Compass Bowl**  
Pittsburgh 27, Kentucky 10

In what would eventually be his final game as a Kentucky Wildcat, UK All-American Randall Cobb earned a game-high 204 all-purpose yards, breaking the Southeastern Conference single-season record as Kentucky fell 27-10 to Big East tri-champion Pittsburgh in the 2011 BBVA Compass Bowl.

The bowl appearance was the school-record fifth consecutive for the Wildcats, who have now appeared in postseason play a total of 15 times with an 8-7 record. The bowl appearance for head coach Joker Phillips marked the first time in school history that a UK coach has gone to a bowl game in his first season on the job.

Kentucky entered the game with new faces on the coaching staff and at quarterback as co-defensive coordinator Rick Minter coached his first game with the Wildcats, while sophomore Morgan Newton gained his first start of the season at quarterback after the suspension of senior Mike Hartline.

Minter's defense performed well in the game, limiting Pittsburgh to 96 passing yards on just nine completions while Randall Burden grabbed a key interception in the first quarter. Danny Trevathan led UK in tackles with 14, while Winston Guy had eight tackles, a tackle-for-loss and a pass breakup.

On the offensive side, Newton was 21-for-36 for 211 yards, while senior Derrick Locke paced UK in rushing and receiving with 12 rushes for 71 yards and six receptions for 61 yards. Cobb ended his UK career with three rushes for 23 yards and five catches for 62 yards.

The game started with Pittsburgh receiving the ball and marching 53 yards down the field before Tino Sunseri was picked off by Burden to swing momentum to the Wildcats. After Newton completed three consecutive passes and Locke had a brilliant 28-yard rush into Pitt territory, the Wildcats made their only turnover of the game and fumbled the ball. The Panthers then went three and out and on the ensuing position, Craig McIntosh drilled a 50-yard field goal to give the Wildcats their lone lead of the game 3-0.

Pittsburgh took the lead late in the second quarter 6-3 after Dan Hutchins hit back-to-back



field goals from 21 and 33 yards. The Panthers scored their first touchdown late in the quarter on a one-yard quarterback sneak by Sunseri to go up 13-3 at halftime.

The teams traded touchdowns in the third quarter. On Pitt's first possession of the half, Sunseri hit Brock DeCicco for a touchdown to give the Panthers their biggest lead of the game at 20-3.

The Wildcats put together a good drive later in the quarter. Newton guided the Cats 74 yards on 14 plays, capped when senior fullback Moncell Allen bulldozed in from one-yard out to cut the lead to 20-10. Pittsburgh tacked on its final touchdown in the fourth quarter.

#### SCORING SUMMARY

PITTSBURGH	0	13	7	7	-	27
KENTUCKY	3	0	7	0	-	10

1st	03:15	UK	McIntosh 50 FG
2nd	11:29	PITT	Hutchins 21 FG
	03:30	PITT	Hutchins 33 FG
	00:34	PITT	Sunseri 1 run (Hutchins kick)
3rd	10:47	PITT	DeCicco 13 pass from Sunseri (Hutchins kick)
	00:41	UK	Allen 1 run (McIntosh kick)
4th	10:26	PITT	Lewis 2 run (Hutchins kick)
<b>Attendance - 41,207</b>			

#### Team Stats

	PITT	UK
First Downs	20	20
Rushing Attempts/Net Rush Yds	46/261	32/104
Passing C/A/I	9/19/1	21/36/0
Net Passing Yards	96	211
Offensive Plays	65	68
Total Offense	357	315
Fumbles/Lost	0/0	1/1
Penalties/Yards	3/30	5/55
Punts/Average	3/39.3	2/25.0
Third-Down Conversions	6 of 12	5 of 13
Time of Possession	32:38	27:22

#### Individual Stats

##### Rushing (Att.-Yd.-TD)

<b>UK</b>	Locke 12-71, Cobb 3-23, Newton 12-18, Sanders 3-3, Allen 1-1-1, Roark 1-(-12)
<b>PITT</b>	Lewis 22-105-1, Graham 17-90, Sunseri 4-53-1, Street 2-15, Team 1-(-2)

##### Passing (COMP-ATT-INT-YARDS-TD)

<b>UK</b>	Newton 21-36-0-211-0
<b>PITT</b>	Sunseri 9-19-1-96-1

##### Receiving (REC-YARDS)

<b>UK</b>	Locke 6-61, Cobb 5-62, Matthews 4-28, King 3-42, Kendrick 2-19, Sanders 1-(-1)
<b>PITT</b>	Cruz 2-24, Hynoski 2-19, Graham 1-14, DeCicco 1-13, Baldwin 1-12, Shanahan 1-12, Street 1-2

##### Tackles

<b>UK</b>	Trevathan 14, Guy 8, Wilson 6
-----------	-------------------------------



#### 2016 • TaxSlayer Bowl

##### Georgia Tech 33, Kentucky 18

Stephen Johnson passed for 175 yards and a touchdown and rushed for a team-high 49 yards and another score, but Kentucky came up short, falling to Georgia Tech 33-18 in the TaxSlayer Bowl at EverBank Field.

Georgia Tech was able to contain Kentucky's rushing duo of Boom Williams and Benny Snell. Williams carried 11 times for 35 yards, while Snell was held to 34 yards on seven carries.

Kentucky was able to match Georgia Tech's potent offense, as the Yellow Jackets had 371 yards, while the Wildcats had 324. Tech's offense came largely on the ground, as the Yellow Jackets rushed for 266 yards, compared to Kentucky's 149. The Yellow Jackets passed for just 105 yards, while Kentucky threw for 175.

Kentucky got the ball first and the Wildcats moved the ball into Georgia Tech territory. But on a third-and-two from the Tech 49, Johnson was stripped, and Tech's P.J. Davis scooped up the fumble and returned it 38 yards for a touchdown, giving the Yellow Jackets an early 7-0 lead.

After a Kentucky punt, Georgia Tech drove 75 yards in 12 plays, but the Kentucky defense held. Tech got a 23-yard field goal by Harrison Butker, giving the Yellow Jackets a 10-0 lead.

On Kentucky's next drive, the Wildcats drove into the red zone, but the drive stalled, and Kentucky was forced into a 37-yard field goal by Austin MacGinnis, cutting the Georgia Tech lead to 10-3.

The Wildcat defense then forced Georgia Tech into a three-and-out and a punt, giving Kentucky the ball at their own 28 yard line. From there, the Wildcats marched into Georgia Tech territory and when senior running back Jojo Kemp ran right for 25 yards, the Wildcats were in business at the Georgia Tech 14. But on a fourth-and-one from the Georgia Tech five-yard line, Kemp was caught in the backfield and stopped short of the marker, giving the ball back to GT.

Georgia Tech took advantage, driving 94 yards in 11 plays and 4:29, ending with a 21-yard touchdown rush, giving the Yellow Jackets a 17-3 lead just before the half.

Kentucky seemed to have the last possession of the half, but on fourth-and-two, Grant McKinniss had his punt blocked, giving Tech one more possession and 24 seconds. As the half expired, Butker hit



a 52-yard field goal to extend the Tech lead to 20-3 at the break.

Neither team could get anything going until late in the third quarter, when Tech got good field position, beginning its drive inside Kentucky territory at the 45-yard line. But after driving inside the Kentucky 25, Tech was forced into another field goal from Butker, who connected from 44 yards to increase the Yellow Jackets' advantage to 23-3.

Early in the fourth quarter, Johnson hit Dorian Baker in the corner of the end zone for a 21-yard touchdown, cutting Tech's lead to 23-10 with 13:40 to go. UK went 75 yards in 12 plays in 3:33 to score its first touchdown of the game.

Tech responded with a 12-play, 68-yard drive, covering 7:18 and ending with a 26-yard Butker field goal, extending the lead to 26-10.

But Kentucky was not finished. The Wildcats drove 75 yards in nine plays, culminating in a 21-yard scoring scamper by Johnson. Kentucky converted on a two-point conversion when Johnson hit C.J. Conrad, cutting the lead to 26-18 with 3:57 left in the game.

The Wildcats needed a stop on Georgia Tech's next drive, but the Yellow Jackets drove for a touchdown by Dedrick Mills to seal the game.

Kentucky finished the season at 7-6, marking the program's first winning season since 2009.

SCORING SUMMARY						
GEORGIA TECH	10	10	3	10	-	33
KENTUCKY	0	3	0	15	-	18

1st	13:10	GT	Davis, P. 38 yd fumble recovery (Butker, H. kick)
	03:30	GT	Butker, H. 23 yd field goal
2nd	11:36	UK	Austin MacGinnis 37 yd field goal
	00:49	GT	Thomas, J. 21 yd run (Butker, H. kick)
	00:00	GT	Butker, H. 52 yd field goal
3rd	02:15	GT	Butker, H. 44 yd field goal
4th	13:40	UK	Dorian Baker 20 yd pass from Stephen Johnson (Austin MacGinnis kick)
	06:13	GT	Butker, H. 26 yd field goal
	03:57	UK	Stephen Johnson 21 yd run (C.J. Conrad pass from Stephen Johnson)
	02:18	GT	Mills, D. 3 yd run (Butker, H. kick)

Attendance - 43,102

**Team Stats**

	GT	UK
First Downs	21	20
Rushing Attempts/Net Rush Yds	51/266	36/149
Passing C/A/I	6/14/0	19/34/0
Net Passing Yards	105	175
Offensive Plays	65	70
Total Offense	371	324
Fumbles/Lost	2/0	1/1
Penalties/Yards	9/84	5/51
Punts/Average	3/25.3	4-/25.5
Third-Down Conversions	5 of 13	6 of 16
Time of Possession	32:22	27:38

**Individual Stats**

**Rushing (Att.-Yd.-TD)**

UK	S. Johnson 14-65-1, S. Williams 11-36, Snell 7-34, Kemp 3-29, Baker 1-3
GT	Mills 31-169, Thomas 9-42, Lynch 2-23, Green 2-20, Allen 1-11, Searcy 5-2, Team 1-(-1)

**Passing (COMP-ATT-INT-YARDS-TD)**

UK	Johnson 19-34-0-175-1
GT	Thomas 6-14-0-105-0

**Receiving (REC-YARDS)**

UK	Badet 3-31, Timmons 3-30, G. Johnson 3-17, Conrad 3-14, Baker 2-38, Bone 1-11, Snell 1-11, Bouvier 1-9, S. Williams 1-8, Walker 1-6
GT	Jeune 3-59, Stewart 2-10, Searcy 1-36

**Tackles**

UK	Jones 9, Ware 9, Love 8, Edwards 7, Allen 7, McWilson 7, Pringle 6
----	--



**2017 • Franklin American Mortgage Music City Bowl**

Northwestern 24, Kentucky 23

Kentucky rallied from a 10-point deficit to get within a point, but failed on a two-point conversion with 37 seconds left in the game, as the Wildcats fell to Northwestern 24-23 in the Franklin American Mortgage Music City Bowl at Nissan Stadium.

Kentucky trailed 24-14 with 7:49 remaining when the comeback began. The Wildcats drove 43 yards in 10 plays, capped by a 48-yard field goal from Austin MacGinnis to cut the lead to 24-17.

Northwestern took over with 4:24 to go, and the Wildcats from Evanston rushed for a first down on the first play of the drive. But Kentucky's defense stood tall, stopping Northwestern on a fourth-and-one from the Kentucky 39 yard line, giving UK the ball in good field position with 2:31 remaining.

Kentucky drove down the field, and quarterback Stephen Johnson scored on a nine-yard rush to cut the lead to 24-23 with just 37 seconds left. UK decided to go for the win, but Johnson's pass on the conversion attempt was broken up. Northwestern then recovered UK's onside kick, sealing the victory.

Johnson, who was knocked out of the game on multiple occasions but kept coming back, connected on 19 of his 36 passes for 257 yards. He also rushed six times for 17 yards and a pair of touchdowns.

Kentucky played the majority of the game without starting running back Benny Snell, Jr., who was ejected in the second quarter. Snell carried six times for 15 yards and a touchdown, which gave Kentucky an early 7-0 lead.

Northwestern scored the next 17 points of the game and took a 17-7 lead into the break.

In the third quarter, Kentucky chiseled into the lead on a three-yard Johnson touchdown run, making it 17-14, which would be the score after three quarters.

Kentucky stopped Northwestern on a fourth-and-one from the UK two yard line in the fourth quarter. But on the ensuing drive, Johnson was intercepted by Kyle Quiero, who returned the pick 26 yards for a touchdown to give Northwestern a 24-14 lead.

Tavin Richardson had a big day for Kentucky, catching a career-high five passes for a career-best 89 yards. Kayaune Ross caught three passes for 67 yards in the game.

SCORING SUMMARY						
KENTUCKY	7	0	7	9	-	23
NORTHWESTERN	3	14	0	7	-	24

1st	12:42	UK	Benny Snell 3 yd run (A. MacGinnis kick), 5-67 2:18 7 - 0
	03:14	NU	Kuhbander, C. 33 yd field goal, 11-55 4:00 7 - 3
2nd	14:07	NU	Jackson, Justin 5 yd run (Kuhbander, C. kick), 7-80 2:09 7 - 10
	05:12	NU	Jackson, Justin 2 yd run (Kuhbander, C. kick), 5-52 2:05 7 - 17
3rd	07:11	UK	Stephen Johnson 3 yd run (A. MacGinnis kick), 6-74 2:30 14 - 17
4th	07:49	NU	Queiro, Kyle 26 yd interception return (Kuhbander, C. kick) 14 - 24
	04:24	UK	A. MacGinnis 48 yd field goal, 10-43 3:25 17 - 24
	00:37	UK	Stephen Johnson 9 yd run (Stephen Johnson pass failed), 4-39 1:54 23 - 24

Attendance - 48,675

**Team Stats**

	UK	NU
First Downs	17	20
Rushing Attempts/Net Rush Yds	22/65	56/333
Passing C/A/I	21/39/2	9/21/0
Net Passing Yards	273	109
Offensive Plays	61	77
Total Offense	338	442
Fumbles/Lost	1/0	0/0
Penalties/Yards	5/65	7/70
Punts/Average	7/39.3	4/45.8
Third-Down Conversions	1 of 10	6 of 17
Time of Possession	24:08	35:52

**Individual Stats**

**Rushing (Att.-Yd.-TD)**

NU	Jackson 32-157-2, Larkin 9-112, Alviti 9-54, Roberts 2-13, Nagel 1-4, Thorson 2-(-6)
UK	King 7-30, S. Johnson 6-17-2, Snell 6-15-1, Rose 2-5, Barker 1-(-2)

**Passing (COMP-ATT-INT-YARDS-TD)**

NU	Alviti 4-11-50-0, Thorson 4-8-0-35-0, Lees 0-1-0-0-0, Larkin 1-1-0-24-0
UK	S. Johnson 19-36-2-257-0, Barker 2-3-0-16-0

**Receiving (REC-YARDS-TD)**

NU	Skowronek 3-25, James 2-16, Fessler 1-28, Thorson 1-24, Jackson 1-10, Nagel 1-6
UK	Richardson 5-89, Ross 3-67, King 3-11, G. Johnson 2-39, Rigg 2-34, C. Walker 2-27, Bowden Jr. 2-0, Ali 1-5, Rose 1-1

**Tackles**

NU	Gaziano 6, Igwebuike 6, Walsh 5
UK	Edwards 11, Love 10, Jones 9, Edwards 7, Allen 7



**2019 • VRBO CITRUS BOWL**

Kentucky 27, Penn State 24

Winning 10 games, beating Penn State on New Year's Day, and finishing in the Top 20 is no small deal for the Kentucky Wildcats.

So when Mark Stoops took a seat on the podium flanked by linebacker Josh Hines-Allen and running back Benny Snell Jr. after the 27-24 victory in the Citrus Bowl, the coach understandably was beyond excited.

"It was extremely important to this team, to all of us, to come home with some hardware, to come home with a trophy," Stoops said.

Snell ran for 144 yards and two touchdowns to become Kentucky's career rushing leader and helped the 16th-ranked Wildcats end their best season in more than four decades on a winning note.

"There's no question that these guys changed the culture," Stoops said. "They've done so much and meant so much to this team and this program that it was very important to finish, to collect the trophy, win 10 games and win a game on New Year's Day. Believe me, we had a great belief that



we didn't have to do anything special (to win), just be us."

Snell scored on runs of 2 and 12 yards in the second half, then carried for a couple of crucial first downs to help Kentucky (10-3) run out the clock after Penn State's Trace McSorley trimmed a 27-7 deficit to three points despite playing with a foot injury.

McSorley threw for 246 yards and two touchdowns, and the Nittany Lions' career passing and wins leader also rushed for a team-high 75 yards and one TD.

"The same thing that troubled us throughout the season troubled us here again today. Dropped balls, missed opportunities. That's really kind of the story of the game," said Penn State coach James Franklin, whose team started slowly on offense, missed one field goal and had another blocked by Josh Hines-Allen.

Lynn Bowden Jr. scored on a 58-yard punt return for Kentucky. Allen, the Southeastern Conference defensive player of the year, had three of the Wildcats' six sacks.

"The three guys we knew we needed to stop were Bowden, Snell and Allen. All three of them showed up today," Franklin said.

"They've built their program around those guys, they built their season around those guys," Franklin added. "They made plays. That's what great players do."

Penn State (9-4) trailed 27-7 entering the fourth quarter, but McSorley's wasn't finished. His 1-yard TD run capped a 75-yard drive, and he followed with an 18-yard TD pass to Pat Friermuth to cut Kentucky's lead to six.

The Nittany Lions marched to the Kentucky 14 on their next possession and pulled within 27-24 with 4:12 left.

Thanks to Snell, a junior who already has declared for the NFL draft, McSorley didn't get the ball back until just one second was left on the clock.

Franklin declined to discuss specifics of McSorley's injury.

"We don't typically get into specifics. ... Obviously Trace was experiencing some discomfort. The doctors felt like he could go, but it really just came down to Trace on how Trace felt," Franklin said.

McSorley, who was to undergo further evaluation, said he hadn't received "definitive information" on whether his foot was broken.

"I've been through too much, the team has been through too much. ... They told me it was a matter of if I could deal with the discomfort," the quarterback said. "If I could do that, I was going to play."

Kentucky finished with its first 10-win season since 1977 -- when the Wildcats went 10-1 -- and just the third time in program history. The school also did it in 1950. Snell, meanwhile, broke Sonny Collins' career rushing record on his 12-yard TD run that made it 27-7 late in the third quarter. He has 3,873 career yards. Collins rushed for 3,835 yards from 1972-75.

**SCORING SUMMARY**

KENTUCKY	10	0	17	0	-	27
PENN STATE	0	7	0	17	-	24

1st	12:23	Miles Butler 28 yd field goal, 5-24 1:52
	00:45	Lynn Bowden 58 yd PR (Butler kick)
2nd	13:56	Bowers, Nick 1 yd pass from McSorley (Pinegar kick), 5-75 1:49
3rd	12:38	Benny Snell 2 yd run (Butler kick), 6-65 2:22
	03:48	Butler 28 yd field goal, 11-65 6:05
	01:35	Snell 12 yd run (Butler kick), 2-66 0:57
4th	13:37	McSorley 1 yd run (Pinegar kick), 10-75 2:58
	09:00	Freiermuth 18 yd pass from McSorley (Pinegar kick), 6-60 2:24
	04:12	Pinegar 32 yd field goal, 12-61 3:34

Attendance - 59,167

**Team Stats**

	UK	PSU
First Downs	21	20
Rush Att./Net Rush	42/176	41/161
Passing C/A/I	9/15/0	17/35/1
Offensive Plays	57	76
Total Offense	297	407
Fumbles/Lost	1/0	1/1
Penalties/Yards	3/27	3/24
Punts/Average	9/44.8	5/37.6
Third-Down Conv.	3 of 14	4 of 14
Time of Possession	30:42	29:18

**Individual Stats**

**Rushing (Att.-Yd.-TD)**

UK	Snell 26-144-2, Wilson 10-29, Rose 4-9, Bowden 1-0, Richardson 1-(-6)
PSU	McSorley 19-75-1, Sanders 13-51, Slade 4-27, Hamler 1-11, Brown 1-4, Thomas 1-0, Clifford 1-(-4)

**Passing (COMP-ATT-INT-YARDS-TD)**

UK	Wilson 9-15-0-121-0
PSU	McSorley 17-33-1-246-2, Clifford 0-2-0-0-0

**Receiving (REC-YARDS)**

UK	Bowden 5-84, Richardson 2-12, Conrad 1-21, Bouvier 1-4
PSU	Thompkins 4-74, Bowers 3-32-1, Freiermuth 2-38-1, Shorter 2-17, Johnson 2-13, Sanders 2-7, Hamler 1-41, Dotson 1-24

**Tackles**

UK	West 10, Daniel 8, Square 6, Robinson 5, Edwards 5
PSU	Parsons 14, Garrett 10, Miller 8, Scott 6, Johnson 6



**2019 • BELK BOWL**

**Kentucky 37, Virginia Tech 30**

Lynn Bowden Jr. outplayed Virginia Tech all day with his feet. Then he closed them out with his arm. "Ya'll said I couldn't throw, so over the top it goes," Bowden joked after the game.

Bowden ran for 233 yards on 34 carries, and then tossed a 13-yard touchdown pass to Josh Ali with 15 seconds left as Kentucky rallied behind its remarkable receiver-turned-quarterback to beat Virginia Tech 37-30 in the Belk Bowl.

Bowden ran for two touchdowns before leading an 18-play, 85-yard game-winning drive that took more than eight minutes off the clock. It ended with Ali getting open down the middle of the end zone.

Bowden, who took over as Kentucky's quarterback after five games because of injuries, passed for 73 yards on 12 attempts. His rushing day was the biggest in a bowl game since Texas A&M's Johnny Manziel ran for 219 yards vs. Oklahoma in 2013.

Bowden said he never would have believed his final play as a college player would be a touchdown pass to win a bowl game.

For two programs that hadn't met since 1987 - long before anyone on either roster was born - this one got testy before kickoff. Tussles broke out between players during pregame warmups, but officials didn't levy penalties or warnings for the actions.

"It's a lot of emotion," Bowden said. "I could have hurt my team and not been out there (today) with them, so I apologized to my program, my teammates. . We respect Virginia Tech, and if I could go back, I wouldn't do it. But it's in the past."

Wildcats coach Mark Stoops said if Bowden had been the starting quarterback since the beginning of the season he would have been a Heisman Trophy candidate.

"This guy right here is one of the best players in the country," Stoops said of Bowden, the Paul Hornung Award winner for the nation's most versatile player. "He showed that. He and I have been talking for years about him playing defensive back. He's been ready to go in there."

Kentucky overcame two second-half turnovers by holding Virginia Tech to two field goals and a punt on its final three possessions.

Bowden, the game's MVP, carried 13 times on the winning drive, converting a fourth down along the way to take a 31-30 lead. The Wildcats (8-5) added a final touchdown as time expired when Jordan Wright returned a failed lateral attempt by the Hokies 28 yards for a score.

**SCORING SUMMARY**

TIME	VT	UK	SCORE
11:15	Johnson 54 yd field goal, 10-39, 3:45		10-7
4:20	Bowden 25 yd run (Ruffolo kick), 12-80, 6:48		10-10
2:04	Hazelton 18 yd pass from Hooker (Johnson kick), 5-75, 2:16		10-13
10:20	Keene 6 yd pass from Hooker (Johnson kick), 9-60, 4:40		10-16
00:53	Rodriguez 2 yd run (Ruffolo kick), 8-64, 4:09		10-19
11:29	Ruffolo 40 yd field goal, 7-43, 3:31		10-22
9:57	McCleave 43 run (Johnson kick), 4-76, 1:26		10-25
7:57	Bowden 61 run (Ruffolo kick), 5-75, 2:00		10-32
3:13	Johnson 40 field goal, 12-53, 4:44		10-35
12:47	Johnson 27 field goal, 6-30, 2:46		10-38
00:15	Ali 13 yd pass from Bowden (Ruffolo kick), 18-85, 8:10		10-45
00:00	Wright 28 yd fumble return		10-52

Attendance - 44,138

**Team Stats**

	VT	UK
First Downs	20	22
Rush Att./Net Rush	33/219	55-331
Passing C/A/I	12/22/0	6/13/1
Offensive Plays	55	68
Total Offense	329	404
Fumbles/Lost	1/1	3/1
Penalties/Yards	2/30	6/65
Punts/Average	2/41.5	2/36.5
Third-Down Conv.	4 of 11	6 of 13
Time of Possession	24:14	35:46

**Individual Stats**

**Rushing (Att.-Yd.-TD)**

<b>VT</b>	McCleave 11-126-1, Hooker 12-50, King 7-25, Turner 2-13, Robinson 1-5
<b>UK</b>	Bowden 34-233-2, Rose 10-69, Rodriguez 6-18, Smoke 4-7, Thomas 1-4

**Passing (COMP-ATT-INT-YARDS-TD)**

<b>VT</b>	Hooker 12-22-0-110-2
<b>UK</b>	Bowden 6-12-1-73-1, Smith 0-1-0-0-0

**Receiving (REC-YARDS)**

<b>VT</b>	Mitchell 3-36, Robinson 2-18, McCleave 2-17, King 2-5, Hazelton 1-21-1, Turner 1-11, Keene 1-6-1, Hooker 0-(-4)-0
<b>UK</b>	Ali 4-52-1, Rigg 1-16, Thomas 1-5

**Tackles**

<b>VT</b>	Ashby 14, Tisdale 14, Deablo 9, Floyd 8
<b>UK</b>	Daniel 8, Corker 7, Davis 6, Oats, Carter, Griffin 5



**2021 • TAXSLAYER GATOR BOWL**

Kentucky 23, N.C. State 21

During the Mark Stoops tenure at Kentucky, the Wildcats have developed an identity. UK has become a hard-nosed, blue collar team that hangs its hat on playing strong defense and running the ball behind a physical offensive line.

As the Cats closed a tough 2020 season in the TaxSlayer Gator Bowl, they turned to that formula again to top N.C. State 23-21, the third straight Kentucky bowl game win.

“Very proud of our football team,” UK head coach Mark Stoops said. “Proud of our coaching staff. Proud of our seniors who led us to three straight bowl victories. That’s really a big accomplishment.”

Kentucky used its physical running game again, carrying the ball 48 times for 281 yards in the victory. That’s 5.9 yards per carry, which is a formula the Cats have been able to use with great regularity the last few seasons. Senior Asim Rose, better known as A.J., rushed for 148 yards and junior Chris Rodriguez Jr. added 84 yards and a pair of touchdowns for the Cats.

Stoops was pleased with the offensive effort and was especially happy to see Rose have a big game.

But Kentucky also relied on its big-play defense, which also answered the bell in this game. The Cats forced three turnovers, all interceptions, and UK was able to convert those miscues into 13 points.

Junior linebacker Jamin Davis led the UK attack with 13 tackles and a key interception in the fourth quarter.

“In the back of my mind, we just wanted to refuse to lose the game,” Davis said of his pick that helped seal the win. “We just wanted to keep our backs against the wall and don’t let anybody take it from us. We’ve been preached to all year that if the ball is in the air, it’s our ball.”

It was a season during which Kentucky dealt with COVID-19 and everything that goes with that, lost linebacker Chris Oats as he continues to deal with an ongoing medical issue, and dealt with the death of offensive line coach John Schlarman, who

died during the season after a two-year battle with cancer. Stoops felt that winning this game was important to ease some of the emotional turmoil that the Cats have dealt with all year long.

“I think it’s very important,” Stoops said. “It’s been well-documented the toll it’s taken on all players across the country. And to see our players step up and want to (play in the bowl) and travel back and forth, during their break, after really being mentally exhausted and still laying it on the line, all the way to the fourth quarter, says a lot.”

**SCORING SUMMARY**

NC STATE	0	0	7	14	-	21
KENTUCKY	3	10	0	10	-	23

1st 06:00 UK - Matt Ruffolo 25 yd field goal, 16-68 9:00 0 - 3  
 2nd 06:23 UK - Chris Rodriguez 4 yd run (Matt Ruffolo kick), 6-79 2:39 0 - 10  
 00:02 UK - Matt Ruffolo 26 yd field goal, 7-69 1:21 0 - 13  
 3rd 02:56 ST - Riley, C.J. 9 yd pass from Hockman, B. (Dunn, C. kick), 13-76 6:12 7 - 13  
 4th 05:45 UK - Matt Ruffolo 20 yd field goal, 7-40 3:09 7 - 16  
 04:46 ST - Knight, Z. 13 yd run (Dunn, C. kick), 3-37 0:54 14 - 16  
 02:55 UK - Chris Rodriguez 26 yd run (Matt Ruffolo kick), 1-26 0:07 14 - 23  
 01:10 ST - Houston, J. 2 yd run (Dunn, C. kick), 7-65 1:41 21 - 23  
**Attendance - 44,138**

**Team Stats**

	NCST	UK
First Downs	19	19
Rush Att./Net Rush	26/50	47/288
Passing C/A/I	27/40/3	13/21/0
Offensive Plays	66	68
Total Offense	318	380
Fumbles/Lost	2/0	1/0
Penalties/Yards	7/45	10/103
Punts/Average	3/47.0	5/40.4
Third-Down Conv.	5 of 12	3 of 13
Time of Possession	25:53	34:07

**Individual Stats**

**Rushing (Att.-Yd.-TD)**

<b>NCST</b>	Knight 12-52-1, Houston 5-14-1, Person 6-8, Hockman 3(-24)
<b>UK</b>	Rose 12-148, Rodriguez 17-84-2, Smoke 9-45, Wilson 6-14

**Passing (COMP-ATT-INT-YARDS-TD)**

<b>NCST</b>	Hockman 27-40-3-268-1
<b>UK</b>	Wilson 13-21-0-92-0

**Receiving (REC-YARDS)**

<b>NCST</b>	Emezie 5-44, Houston 5-26, Thomas 3-46, Riley 3-38, Carter 3-35, Rooks 2-41, Lesane 2-25, Pennix 2-6, Person 1-5, Autenrieth 1-2
<b>UK</b>	Ali 5-11, Epps 3-23, Upshaw 2-25, Dailey 1-17, Oliver 1-8, Rigg 1-8

**Tackles**

<b>NCST</b>	Duffy 13, Harris 11, Moore 9, Scott 7
<b>UK</b>	Davis 13, Ajian 7, Echols 7, Valentine 6

**2022 • VRBO CITRUS BOWL**

Kentucky 20, Iowa 17

After falling behind in the fourth quarter, No. 22 Kentucky scored with less than two minutes to play then held on to beat No. 15 Iowa 20-17 in the VRBO Citrus Bowl.

Kentucky went into its high-paced offense with just 3:31 to play in the game. The Cats drove down the field behind the Will Levis-to-Wan'Dale Robinson connection. Perhaps the biggest play came when those two connected on a 52-yard pass play down the left sideline that got UK to the one yard line. After a penalty, UK handed the ball to Chris Rodriguez Jr., who took it in from six yards out for the touchdown. Matt Ruffolo added the PAT and UK led 20-17 with 1:48 to play.

Iowa went into its two-minute offense on the ensuing possession and the Hawkeyes were able to get near midfield quickly. But on second and five from the UK 40, safety Yusuf Corker hit Iowa QB Spencer Petras, whose throw went high and was intercepted by DeAndre Square, sealing the victory with just 48 seconds to play.

Levis connected on 17 of 28 through the air for 233 yards and a touchdown, with one interception. His primary target was Robinson, who caught 10 passes for 170 yards, including that crucial 52-yard reception in the fourth quarter that set up the go-ahead score.

Rodriguez Jr. rushed 20 times for 107 yards and a score. C-Rod also caught a touchdown pass in the game.

On defense, Jordan Wright led UK with 10 tackles while Corker had eight.

With the win, Kentucky has now won four consecutive bowl games for the first time in school history. The Wildcats also earned 10 wins for the second time in four years and just the fourth time in school history.

**SCORING SUMMARY**

IOWA	0	3	7	7	-	17
KENTUCKY	7	6	0	7	-	20

1st 05:32 UK - Chris Rodriguez Jr. 5 yd pass from Will Levis (Matt Ruffolo kick), 13-80 7:28 0 - 7

2nd 11:03 IOWA - Caleb Shudak 28 yd field goal, 10-55 4:41 3 - 7  
 02:48 UK - Matt Ruffolo 21 yd field goal, 14-72 8:15 3 - 10  
 00:38 UK - Matt Ruffolo 27 yd field goal, 5-22 1:31 3 - 13  
 3rd 03:21 IOWA - Arlan Bruce IV 20 yd run (Caleb Shudak kick), 6-50 2:46 10 - 13  
 4th 10:54 IOWA - Sam LaPorta 36 yd pass from Spencer Petras (Caleb Shudak kick), 9-92 3:15 17 - 13  
 01:48 UK - Chris Rodriguez Jr. 6 yd run (Matt Ruffolo kick), 8-10 1:43 17 - 20  
**Attendance - 50,769**

**Team Stats**

	IOWA	UK
First Downs	20	24
Rush Att./Net Rush	30/173	47/121
Passing C/A/I	19/30/3	17/28/1
Offensive Plays	60	75
Total Offense	384	354
Fumbles/Lost	0/0	0/0
Penalties/Yards	4/35	3/20
Punts/Average	4/50.0	3/45.5
Third-Down Conv.	4 of 11	6 of 14
Time of Possession	22:06	37:54

**Individual Stats****Rushing (Att.-Yd.-TD)**

<b>IOWA</b>	Williams, G. 16-98, Williams, L. 10-42, Bruce IV 2-21-1, Kelly-Martin 1-12, Petras 1-0
<b>UK</b>	Rodriguez 20-107-1, McClain 10-28, Levis 15-(-11)

**Passing (COMP-ATT-INT-YARDS-TD)**

<b>IOWA</b>	Petras 19-30-3-211-1
<b>UK</b>	Levis 17-28-1-233-1

**Receiving (REC-YARDS)**

<b>IOWA</b>	LaPorta 7-122-1, Bruce IV 4-24, Kelly-Martin 2-17, Williams 2-14, Lachey 1-15, Ritter 1-4, Pottebaum 1-3
<b>UK</b>	W. Robinson 10-170, Harris 2-28, Rigg 2-11, Cummings 1-13, Bates 1-6, Rodriguez Jr. 1-5-1

**Tackles**

<b>IOWA</b>	Campbell 14, Benson 10, VanValkenburg 8
<b>UK</b>	Wright 10, Corker 8, Ajian 7, Jackson 7





## 2022 • TRANSPERFECT MUSIC CITY BOWL Iowa 21, Kentucky 0

The Kentucky defense held its own but the offense could never get going as Iowa topped the Cats 21-0 in the TransPerfect Music City Bowl.

Kentucky started true freshman Destin Wade at quarterback in the game. The Nashville-area native went 16 of 30 for 98 yards and rushed 16 times for 29 yards. But his two interceptions would prove costly.

The UK defense held Iowa to 206 yards of total offense. The Hawkeyes were 0 for 11 on third down and 0 for 2 on fourth down.

Kentucky had three receivers catch at least five passes. Dane Key caught six passes for 47 yards. Tayvion Robinson caught five for 27 yards, while Barion Brown caught five for 24 yards.

Kentucky got the ball first with Wade at quarterback. After getting one first down, the Cats were forced to punt.

Iowa earned three first downs on its first possession but on fourth-and-two from the UK 33, Jordan Lovett broke up the Joey Labas pass, giving UK possession with 8:48 remaining in the first period.

Kentucky went into Iowa territory on its second drive before being forced to punt. Iowa got a 34-yard return from Cooper DeJean and took over at its own 40 with 5:14 to play in the first. Iowa could do nothing with the possession and was forced to punt.

The Cats took over at their own one with 2:59 left in the first. The Cats went three-and-out and were forced to punt again, with Iowa taking over at the UK 46. The first quarter would end in a scoreless tie.

Kentucky's defense stood tall again, forcing another Iowa punt. The Cats took over at their own seven yard line with 14:46 left in the first half.

The Cats would go three-and-out again, punting the ball back to the Hawkeyes with 13:02 to play in the half.

Iowa got on the board first on its next possession. The Hawkeyes needed just two plays to cover 42 yards, with the scoring play being a 15-yard touchdown pass from Labas to Luke Lachey. Drew Stevens added the PAT and Iowa led 7-0 with 12:08 left in the half.

On UK's next possession, Wade was intercepted by Xavier Nwankpa, who returned it 52 yards for a touchdown. Stevens added the PAT and Iowa led 14-0 with 11:57 left in the half.

Kentucky punted again on its next possession, and Iowa did the same with its next possession.

Just before the half, Wade was intercepted by DeJean, who returned it 14 yards for a touchdown. Stevens added the extra point and Iowa led 21-0. That would be the halftime score.

Iowa got the ball first in the second half but the Hawkeyes could do nothing with the possession and were forced to punt. It would be the first of five consecutive drives, two by each team, that ended in punts. At the end of the third period, Kentucky was driving in Iowa territory.

The fourth quarter would prove to be scoreless, with neither team seriously threatening.

### SCORING SUMMARY

IOWA	0	21	0	0	-	21
KENTUCKY	0	0	0	0	-	0

2nd 12:08 IOW - #85 L.Lachey 15 yd pass from #5 J.Labas (#18D). Stevens kick, 2-42, 00:54 7-0

2nd 11:57 IOW - #1 X.Nwankpa 52 yd interception return (#18 D.Stevens kick), 00:11 14-0

2nd 01:36 IOW - #3 C.DeJean 14 yd interception return (#18 D.Stevens kick), 00:22 21-0

### Team Stats

	IOWA	UK
First Downs	10	10
Rush Att./Net Rush	24/67	32/68
Passing C/A/I	14/24/0	22/37/2
Offensive Plays	48	69
Total Offense	206	185
Fumbles/Lost	0/0	2/0
Penalties/Yards	2/10	3/35
Punts/Average	8/48.2	10/40.9
Third-Down Conv.	0-11	2-18
Time of Possession	25:43	34:17

### Individual Stats

#### Rushing (Att.-Yd.-TD)

IOWA	Patterson 4-23, Johnson 9-17, Labas 4-11
UK	McClain 10-40, D. Wade 17-23, Wright 1-6

#### Passing (COMP-ATT-INT-YARDS-TD)

IOWA	Labas 14-24-0-139-1
UK	D. Wade 16-30-2-98-0, Hogan 6-7-0-29-0

#### Receiving (REC-YARDS)

IOWA	LaPorta 5-56, Lachey 3-36-1, Vines 2-23
UK	Key 6-47, T. Robinson 5-27, Brown 5-24

#### Tackles

IOWA	Campbell 10, Nwankpa 8, Benson 7, DeJean 7
UK	Wallace 6, Wright 4, Jackson 4



**2023 • TaxSlayer GATOR BOWL**  
#22 Clemson 38, Kentucky 35

Kentucky sophomore Barion Brown scored three touchdowns but No. 22 Clemson rallied in the fourth quarter to win the TaxSlayer Gator Bowl 38-35 in Jacksonville.

Brown scored on a kick return, a reception and a rush in the game. He accounted for 226 all-purpose yards in the game.

Kentucky got 306 passing yards from quarterback Devin Leary. The senior connected on 16 of 28 through the air and two touchdowns, with two interceptions. Running back Ray Davis carried 13 times for 63 yards and a score for the Cats.

Playing in his final game at UK, linebacker Trevin Wallace led the Cats with 11 tackles. Zion Childress and D'Eryk Jackson each had eight stops.

Kentucky led 14-10 at the half and the second half started with a bang. Brown took the Clemson kickoff about three yards deep in the end zone. Brown cut left, then turned on the jets up the left sideline, taking the kick back for a touchdown. Raynor added the PAT and the Cats led 21-10 just 13 seconds into the second half.

Clemson would drive into UK territory again and were on the doorstep of the Kentucky end zone as the third quarter ended with the Cats holding a 21-10 advantage.

On the first play of the fourth quarter, Mafah scored on a one-yard touchdown run. The Tigers went for two but UK's Jordan Lovett broke up the pass and the try was no good and the score remained 21-16 UK with 14:56 to play.

Kentucky would commit the game's first turnover on the next drive. On third down, Leary was under pressure, was hit and fumbled. Clemson's Justin Mascoll recovered at the Tigers were in business at the UK 25-yard line.

However, Clemson returned the favor on the very next play. Quarterback Cade Klubnik was attempting to pass when he was hit by UK's Alex Afari. The ball floated into the end zone where Lovett intercepted it, giving the Cats the ball back with 13:51 to play.

Kentucky got a first down on its next possession but on third and four from its own 38, Leary was intercepted by Barrett Carter and Clemson took over at the UK 37 with 10:08 to play.

The Tigers would get inside the UK-10 yard line, but the UK defense stood tall yet again, stoning the Clemson drive. Weitz would make a 28-yard field goal, cutting the UK lead to 21-19 with 7:00 to play.

On the first play of the ensuing drive, Brown took the ball on a reverse and fumbled. Carter recovered and the Tigers took over at the UK 29.

The Tigers scored on the next play when Mafah scampered 29 yards for the touchdown. Clemson converted the two-point conversion and the Tigers led 27-21 with 6:45 to play.

On the third play of the next drive, Leary hit Brown for a 60-yard touchdown. Raynor made the point after and UK led 28-27 with 6:12 to play.

The ping pong match continued when Clemson's Will Shipley took the ensuing kickoff 60

yards to the UK 37 yard line. But the UK defense stuffed the Tigers and forced a 52-yard field goal from Weitz. The kick hit the crossbar and tumbled over, giving Clemson a 30-28 lead with 4:20 left.

On the first play of the next drive, Leary connected with Jordan Dingle who was wide open and went down the right sideline for 72 yards to the Clemson three. Two plays later, Davis went around right end for the touchdown. Raynor added the PAT and Kentucky led 35-30 with 2:39 left.

Clemson would answer again, and it was Mafah once again, scoring from three yards out. The Tigers added another two-point conversion and led 38-35 with 17 seconds remaining.

UK got one more shot but Leary was picked off by Clemson's Shelton Lewis to seal the game.

**SCORING SUMMARY**

CLEMSON	3	7	0	28	38
KENTUCKY	7	7	7	14	35

1st 11:16 CU - #41 J.Weitz 39 yd FG, 7-39, 03:37 3-0  
 1st 05:00 UK - #7 B.Brown 22 yd rush (#16 A.Raynor kick), 4-73, 02:14 3-7  
 2nd 10:17 CU - #7 P.Mafah 1 yd rush (#41 J.Weitz kick), 5-59, 03:02 10-7  
 2nd 07:44 UK - #6 D.Key 5 yd pass from #13 D.Leary (#16 A.Raynor kick), 4-75, 02:33 10-14  
 3rd 14:47 UK - #7 B.Brown 100 yd kickoff return (#16 A.Raynor kick), 00:00 10-21  
 4th 14:56 CU - #7 P.Mafah 1 yd rush (#10 T.Stellato pass from #2 C.Klubnik failed), 14-70, 06:35 16-21  
 4th 07:00 CU - #41 J.Weitz 28 yd FG, 7-26, 03:08 19-21  
 4th 06:45 CU - #7 P.Mafah 29 yd rush (#6 T.Brown pass from #2 C.Klubnik), 1-29, 00:07 27-21  
 4th 06:12 UK - #7 B.Brown 60 yd pass from #13 D.Leary (#16 A.Raynor kick), 3-75, 00:33 27-28  
 4th 04:20 CU - #41 J.Weitz 52 yd FG, 4-2, 01:42 30-28  
 4th 02:39 UK - #1 R.Davis 1 yd rush (#16 A.Raynor kick), 3-75, 01:41 30-35  
 4th 00:17 CU - #7 P.Mafah 3 yd rush (#5 J.Sapp pass from #2 C.Klubnik), 12-68, 02:17 38-35

**Team Stats**

	CU	UK
First Downs	24	12
Rush Att./Net Rush	39/103	23/92
Passing C/A/I	30/41/1	16/28/2
Offensive Plays	80	51
Total Offense	367	398
Fumbles/Lost	1/0	3/2
Penalties/Yards	6/36	4/45
Punts/Average	6/43.8	6/33.8
Third-Down Conv.	5-16	4-11
Time of Possession	34:58	25:02

**Individual Stats**

**Rushing (Att.-Yd.-TD)**

CU	Mafah 11-71-4, Shipley 11-29, Brown 1-18
UK	Davis 13-63-1, Brown 2-26-1, Jefferson 4-9

**Passing (COMP-ATT-INT-YARDS-TD)**

CU	Klubnik 30-41-1-264-0
UK	Leary 16-28-2-306-2

**Receiving (REC-YARDS)**

CU	Briningstool 9-91, Randall 5-26, Williams 5-17
UK	Key 4-51-1, Robinson 4-6, Brown 3-100-1

**Tackles**

CU	Barnes 7, Woodaz 4, McCloud 4, Woods 4
UK	Wallace 11, Childress 8, Jackson 8, Rybka 6



## KENTUCKY IN THE POLLS

### KENTUCKY IN THE WEEKLY A.P. RANKINGS

Date	Rank	Record	No. Votes	1st Place Votes
Oct. 30, 1939	15th	5-0-0	22	--
Nov. 6, 1939	18th	5-0-1	23	--
Oct. 7, 1946	19th	3-0-0	17	--
Oct. 13, 1947	20th	3-1-0	19	--
Oct. 20, 1947	14th	4-1-0	82	--
Oct. 27, 1947	13th	5-1-0	79	--
Oct. 3, 1949	15th	3-0-0	75	1
Oct. 10, 1949	8th	4-0-0	436	8
Oct. 17, 1949	7th	5-0-0	798	3
Oct. 24, 1949	14th	5-1-1	83	--
Oct. 31, 1949	13th	6-1-0	75	--
Nov. 7, 1949	14th	7-1-0	79	--
Nov. 14, 1949	11th	8-1-0	150	--
Nov. 21, 1949	20th	8-2-0	28	--
Nov. 28, 1949	11th	9-2-0	222	--
Preseason 1950	13th	----	143	--
Oct. 2, 1950	6th	3-0-0	539	5
Oct. 9, 1950	5th	4-0-0	837	11
Oct. 16, 1950	4th	5-0-0	1191	9
Oct. 23, 1950	4th	6-0-0	1286	15
Oct. 30, 1950	5th	7-0-0	1632	17
Nov. 6, 1950	4th	8-0-0	1920	35
Nov. 13, 1950	5th	9-0-0	2001	43
Nov. 20, 1950	3rd	10-0-0	2346	55
Nov. 27, 1950	7th	10-1-0	1167	7
Preseason 1951	6th	----	316	1
Oct. 1, 1951	17th	1-2-0	34	--
Oct. 22, 1951	17th	3-3-0	47	1
Oct. 29, 1951	14th	4-3-0	60	1
Nov. 5, 1951	12th	5-3-0	171	3
Nov. 12, 1951	9th	6-3-0	249	4
Nov. 19, 1951	9th	7-3-0	339	4
Nov. 26, 1951	17th	7-4-0	73	--
Dec. 3, 1951	15th	7-4-0	87	--
Nov. 24, 1952	19th	5-3-2	25	--
Dec. 1, 1952	20th	5-3-2	41	--
Oct. 19, 1953	16th	2-2-1	33	--
Oct. 26, 1953	19th	3-2-1	42	--
Nov. 2, 1953	14th	4-2-1	159	--
Nov. 9, 1953	13th	5-2-1	81	1
Nov. 16, 1953	13th	6-2-1	130	3
Nov. 23, 1953	13th	7-2-1	237	5
Nov. 30, 1953	16th	7-2-1	155	3
Oct. 3, 1955	19th	2-1-0	22	--
Oct. 10, 1955	20th	2-1-1	12	--
Oct. 31, 1955	17th	4-2-1	29	--
Preseason 1957	20th	----	39	--
Sept. 22, 1958	17th	1-0-0	75	2
Oct. 5, 1964	5th	3-0-0	255	5

Sept. 20, 1965	10th	1-0-0	78	--
Sept. 27, 1965	6th	2-0-0	168	1
Nov. 1, 1965	10th	5-2-0	49	--
Nov. 8, 1965	10th	6-2-0	73	--
Jan. 4, 1977	18th	8-4-0	30	--
Oct. 3, 1977	16th	3-1-0	100	--
Oct. 10, 1977	12th	4-1-0	184	--
Oct. 17, 1977	8th	5-1-0	369	1
Oct. 24, 1977	7th	6-1-0	610	1
Oct. 31, 1977	7th	7-1-0	569	1
Nov. 7, 1977	7th	8-1-0	568	1
Nov. 14, 1977	7th	9-1-0	548	1
Nov. 21, 1977	7th	10-1-0	600	1
Nov. 28, 1977	7th	10-1-0	527	1
Jan. 3, 1978	6th	10-1-0	605	--
Preseason 1978	15th	----	419	--
Sept. 12, 1978	17th	0-0-0	299	--
Oct. 9, 1984	19th	4-0-0	156	--
Oct. 16, 1984	16th	5-0-0	288	--
Jan. 3, 1985	19th	9-3-0	152	--
Sept. 16, 2007	21st	3-0	338	--
Sept. 23, 2007	14th	4-0	708	--
Sept. 30, 2007	8th	5-0	1,143	--
Oct. 7, 2007	17th	5-1	612	--
Oct. 14, 2007	8th	6-1	1,098	--
Oct. 21, 2007	14th	6-2	719	--
Nov. 4, 2007	24th	6-3	127	--
Nov. 11, 2007	22nd	7-3	283	--
Sept. 23, 2018	17th	4-0	541	--
Oct. 2, 2018	13th	5-0	707	--
Oct. 7, 2018	18th	5-1	484	--
Oct. 14, 2018	14th	5-1	678	--
Oct. 21, 2018	12th	6-1	754	--
Oct. 28, 2018	11th	7-1	905	--
Nov. 4, 2018	12th	7-2	780	--
Nov. 11, 2018	20th	7-3	337	--
Nov. 18, 2018	17th	8-3	508	--
Nov. 25, 2018	16th	9-3	602	--
Dec. 2, 2018	16th	9-3	639	--
Jan. 8, 2018	12th	10-3	820	--
Sept. 20, 2020	t23rd	0-0	238	--
Sept. 27, 2020	23rd	0-0	230	--
Oct. 3, 2021	16th	5-0	662	--
Oct. 10, 2021	11th	6-0	918	--
Oct. 17, 2021	15th	6-1	723	--
Oct. 24, 2021	12th	6-1	849	--
Oct. 31, 2021	18th	6-2	409	--
Nov. 28, 2021	25th	9-3	82	--
Dec. 5, 2021	25th	9-3	129	--
Final 2021	18th	10-3	446	--
Preseason 2022	20th	----	332	--
Sept. 5, 2022	20th	1-0	373	--
Sept. 12, 2022	9th	2-0	992	--
Sept. 19, 2022	8th	3-0	1096	--

**KENTUCKY IN THE WEEKLY  
A.P. RANKINGS**

Date	Rank	Record	No. Votes	1st Place Votes
Sept. 26, 2022	7th	4-0	1127	--
Oct. 3, 2022	13th	4-1	832	--
Oct. 10, 2022	22nd	4-2	150	--
Oct. 17, 2022	19th	5-2	414	--
Oct. 24, 2022	19th	5-2	429	--
Oct. 2, 2023	20th	5-0	344	--
Oct. 9, 2023	24th	5-1	99	--

**KENTUCKY IN THE WEEKLY  
COACHES POLL RANKINGS**

Date	Rank	Record	No. Votes	1st Place Votes
Sept. 20, 1998	25th	3-0	96	--
Nov. 15, 1998	25th	7-3	70	--
Sept. 16, 2007	23rd	3-0	16	--
Sept. 23, 2007	14th	4-0	545	--
Sept. 30, 2007	8th	5-0	971	--
Oct. 7, 2007	18th	5-1	493	--
Oct. 14, 2007	13th	6-1	874	--
Oct. 21, 2007	15th	6-2	604	--
Oct. 28, 2007	23rd	6-3	159	--
Nov. 4, 2007	22nd	6-3	197	--
Nov. 11, 2007	20th	7-3	204	--
Sept. 23, 2018	17th	4-0	531	--
Oct. 2, 2018	15th	5-0	690	--
Oct. 7, 2018	20th	5-1	381	--
Oct. 14, 2018	17th	5-1	589	--
Oct. 21, 2018	14th	6-1	689	--
Oct. 28, 2018	11th	7-1	905	--
Nov. 4, 2018	12th	7-2	780	--
Nov. 11, 2018	20th	7-3	337	--
Nov. 18, 2018	17th	8-3	508	--
Nov. 25, 2018	16th	9-3	602	--
Dec. 2, 2018	16th	9-3	639	--
Final 2018	11th	10-3	945	--
Sept. 20, 2020	20th	0-0	233	--
Sept. 26, 2021	23rd	4-0	179	--
Oct. 3, 2021	14th	5-0	758	--
Oct. 10, 2021	11th	6-0	994	--
Oct. 17, 2021	14th	6-1	763	--
Oct. 24, 2021	12th	6-1	857	--
Oct. 31, 2021	17th	6-2	409	--
Nov. 28, 2021	25th	9-3	82	--
Dec. 12, 2021	20th	9-3	129	--
Final 2021	15th	10-3	592	--
Preseason 2022	21st	---	353	--

**KENTUCKY IN THE WEEKLY  
COACHES POLL RANKINGS**

Date	Rank	Record	No. Votes	1st Place Votes
Sept. 5, 2022	20th	1-0	421	--
Sept. 12, 2022	10th	2-0	901	--
Sept. 19, 2022	9th	3-0	1063	--
Sept. 26, 2022	8th	4-0	1136	--
Oct. 3, 2022	13th	4-1	811	--
Oct. 10, 2022	22nd	4-2	219	--
Oct. 17, 2022	18th	5-2	450	--
Oct. 24, 2022	17th	5-2	473	--
Oct. 31, 2022	24th	5-3	109	--
Nov. 7, 2022	24th	6-3	173	--
Oct. 3, 2023	20th	5-0	356	--
Oct. 10, 2023	23th	5-1	159	--

**FINAL AP POLL**

Year	Rank	Record
1949*	11th	9-3
1950*	7th	1-1
1951*	15th	8-4
1952*	20th	5-4-2
1953*	16th	7-2-1
1976	18th	9-3
1977	6th	11-1
1984	19th	9-3
2018	11th	10-3
2021	18th	10-3

**FINAL AFCA COACHES POLL**

Year	Rank	Record
2018	11th	10-3
2021	15th	10-3

**FINAL UPI POLL**

Year	Rank	Record
1950*	7th	11-1
1951*	17th	8-4
1952*	19th	5-4-2
1953*	15th	7-2-1
1965	18th	6-4
1976	19th	9-3
1984	19th	9-3

\* Final polls selected after regular season but before bowl games



## KENTUCKY VS. RANKED TEAMS

Kentucky has played 271 games against teams ranked in The Associated Press Top 20/25 Poll. The Wildcats own a 52-214-5 record against ranked opponents.

<b>1936 (0-1)</b> at #17 Tennessee L 6-7	#1 Oklahoma W 13-7 (Sugar Bowl)	#20 Tennessee W 20-0
<b>1937 (0-1)</b> at #3 Alabama L 0-41	<b>1951 (3-2)</b> #11 Georgia Tech L 7-13 #12 Villanova W 35-13	<b>1960 (0-1)</b> at #1 Ole Miss L 6-21
<b>1938 (0-2)</b> #18 Alabama L 6-26 at #4 Tennessee L 0-46	#19 Miami (Fla.) W 32-0 #1 Tennessee L 0-28 #11 TCU W 20-7 (Cotton Bowl)	<b>1961 (0-2)</b> #2 Ole Miss L 6-20 at #10 LSU L 14-24
<b>1939 (0-1-1)</b> at #19 Alabama T 7-7 #4 Tennessee L 0-19	<b>1952 (0-1-1)</b> at #7 Tennessee T 14-14 at #15 Florida L 0-27	<b>1962 (0-2)</b> at #7 Ole Miss L 0-14 #4 LSU L 0-7
<b>1940 (0-1)</b> at #6 Tennessee L 0-33	<b>1953 (2-0-1)</b> at #14 LSU T 6-6 #20 Mississippi State W 32-13 at #12 Rice W 19-13	<b>1964 (2-1)</b> at #1 Ole Miss W 27-21 #7 Auburn W 20-0 #9 LSU L 7-27
<b>1941 (0-1)</b> at #15 Alabama L 0-30	<b>1954 (1-2)</b> #3 Maryland L 0-20 at #9 Ole Miss L 9-28 at #15 Georgia Tech W 13-6	<b>1965 (1-0)</b> #10 Georgia W 28-10
<b>1942 (0-3)</b> #3 Alabama L 0-14 at #3 Georgia Tech L 7-47 at #11 Tennessee L 0-26	<b>1955 (2-0-1)</b> #8 Ole Miss W 21-14 at #14 Auburn T 14-14 #17 Tennessee W 23-0	<b>1967 (0-2)</b> #6 Georgia L 7-31 #2 Tennessee L 7-17
<b>1944 (0-2)</b> at #18 Mississippi St. L 0-26 #15 Tennessee L 7-21	<b>1956 (0-3)</b> #4 Georgia Tech L 6-14 at #9 Ole Miss L 7-37 at #2 Tennessee L 7-20	<b>1968 (1-3)</b> #20 Oregon State W 35-34 at #20 LSU L 3-13 #8 Georgia L 14-35 at #8 Tennessee L 7-24
<b>1945 (0-2)</b> #4 Alabama L 19-60 #14 Tennessee L 0-14	<b>1957 (1-4)</b> at #11 Georgia Tech L 0-13 #19 Ole Miss L 0-15 at #9 Auburn L 0-6 at #17 LSU L 0-21 #12 Tennessee W 20-6	<b>1969 (1-5)</b> #14 Indiana L 30-58 #8 Ole Miss W 10-9 #9 LSU L 10-37 at #13 Georgia L 0-30 at #15 Florida L 6-31 #9 Tennessee L 26-31
<b>1946 (0-3)</b> at #8 Georgia L 13-28 at #11 Alabama L 7-21 at #7 Tennessee L 0-7	<b>1958 (0-3)</b> at #9 Ole Miss L 6-27 #1 Auburn L 0-8 at #9 LSU L 7-32	<b>1970 (1-4)</b> #13 Kansas State W 16-3 at #5 Ole Miss L 17-20 #12 Auburn L 15-33 at #15 LSU L 7-14 at #8 Tennessee L 0-45
<b>1947 (2-1)</b> #9 Georgia W 26-0 at #10 Vanderbilt W 14-0 #18 Alabama L 0-13	<b>1959 (1-3)</b> #4 Ole Miss L 0-16 at #14 Auburn L 0-33 #1 LSU L 0-9	<b>1971 (0-4)</b> at #5 Auburn L 6-38 #12 LSU L 13-17 at #8 Georgia L 0-34 #11 Tennessee L 7-21
<b>1949 (0-2)</b> at #17 SMU L 7-20 #15 Santa Clara L 13-21 (Orange Bowl)		
<b>1950 (2-1)</b> #17 Florida W 40-6 at #9 Tennessee L 0-7		

**1972 (0-3)**

at #7 Alabama	L	0-35
at #7 LSU	L	0-10
at #12 Tennessee	L	7-17

**1973 (1-2)**

#4 Alabama	L	14-28
at #9 LSU	L	21-28
#14 Tulane	W	34-7

**1974 (1-1)**

at #10 Auburn	L	13-31
#9 Florida	W	41-24

**1975 (0-2-1)**

#20 Maryland	T	10-10
at #10 Penn State	L	3-10
at #14 Florida	L	7-48

**1976 (4-3)**

at #13 Kansas	L	16-37
#20 Penn State	W	22-6
#16 LSU	W	21-7
#10 Georgia	L	7-31
at #5 Maryland	L	14-24
#15 Florida	W	28-9
#19 North Carolina	W	21-0
(Peach Bowl)		

**1977 (3-0)**

#17 West Virginia	W	28-13
at #4 Penn State	W	24-20
at #16 LSU	W	33-13

**1978 (0-4)**

at #15 Maryland	L	3-20
#5 Penn State	L	0-30
#16 LSU	L	0-21
#16 Georgia	L	16-17

**1980 (0-4)**

at #4 Oklahoma	L	7-29
at #1 Alabama	L	0-45
#6 Georgia	L	0-27
#20 Florida	L	15-17

**1981 (0-3)**

#12 Alabama	L	10-19
#14 Clemson	L	3-21
at #7 Georgia	L	0-21

**1982 (0-2)**

#16 LSU	L	10-34
#3 Georgia	L	14-27

**1983 (0-4)**

#7 Auburn	L	21-49
at #7 Georgia	L	21-47
at #14 Florida	L	7-24
#18 West Virginia	L	16-20
(Hall of Fame Bowl)		

**1984 (1-3)**

#10 LSU	L	10-36
#13 Georgia	L	7-37
#5 Florida	L	17-25
#19 Wisconsin	W	20-19
(Hall of Fame Bowl)		

**1985 (0-3)**

at #17 LSU	L	0-10
at #11 Florida	L	13-15
#16 Tennessee	L	0-42

**1986 (0-1)**

#12 LSU	L	16-25
---------	---	-------

**1987 (0-3)**

at #6 LSU	L	9-34
at #12 Georgia	L	14-17
#18 Tennessee	L	22-24

**1988 (1-3)**

at #7 Auburn	L	10-20
#12 Alabama	L	27-31
at #19 LSU	L	12-15
#11 Georgia	W	16-10

**1989 (0-3)**

at #15 Alabama	L	3-15
#11 Auburn	L	12-24
#8 Tennessee	L	10-31

**1990 (0-2)**

#6 Florida	L	15-47
at #10 Tennessee	L	28-42

**1991 (0-2)**

at #5 Florida	L	26-35
#10 Tennessee	L	7-16

**1992 (0-4)**

at #4 Florida	L	19-35
#7 Georgia	L	7-40
#24 Mississippi State	L	36-37
at #20 Tennessee	L	13-34

**KENTUCKY VS.  
RANKED TEAMS**

Opponent	W	L	T
Alabama	1	20	1
Arkansas	1	1	0
Auburn	1	15	1
Clemson	0	3	0
Florida	7	34	0
Georgia	3	35	0
Georgia Tech	1	4	0
Indiana	0	1	0
Iowa	1	0	0
Kansas	0	1	0
Kansas State	1	0	0
LSU	4	24	1
Louisville	4	5	0
Maryland	0	3	1
Miami, Fla.	1	0	0
Mississippi State	3	7	0
Missouri	1	1	0
NC State	1	0	0
North Carolina	1	0	0
Northwestern	0	1	0
Oklahoma	1	1	0
Ole Miss	4	10	0
Oregon State	1	0	0
Penn State	3	3	0
Rice	1	0	0
Santa Clara	0	1	0
South Carolina	1	6	0
SMU	0	1	0
TCU	1	0	0
Tennessee	4	36	1
Tulane	1	0	0
Vanderbilt	1	0	0
Villanova	1	0	0
West Virginia	1	1	0
Wisconsin	1	0	0

**1993 (1-3)**

#7 Florida	L	20-24
#25 Ole Miss	W	21-0
#7 Tennessee	L	0-48
#24 Clemson	L	13-14
(Peach Bowl)		

**1994 (0-2)**

at #2 Florida	L	7-73
at #9 Auburn	L	14-41

**1995 (0-3)**

#5 Florida	L	7-42
#12 Auburn	L	21-42
#4 Tennessee	L	31-34



**1996 (0-4)**

at #1 Florida	L	0-65
at #13 Alabama	L	7-35
at #17 LSU	L	14-41
at #9 Tennessee	L	10-56

**1997 (1-4)**

#1 Florida	L	28-55
#20 Alabama (OT)	W	40-34
at #16 Georgia	L	13-23
#16 LSU	L	28-63
#5 Tennessee	L	31-59

**1998 (1-5)**

at #8 Florida	L	35-51
at #22 Arkansas	L	20-27
at #21 LSU	W	39-36
#11 Georgia	L	26-28
at #1 Tennessee	L	21-59
#22 Penn State	L	14-26
(Outback Bowl)		

**1999 (1-4)**

#3 Florida	L	10-38
#20 Arkansas	W	31-20
at #14 Georgia	L	34-49
at #8 Mississippi State	L	22-23
#7 Tennessee	L	21-56

**2000 (0-3)**

at #3 Florida	L	31-59
#12 Georgia	L	30-34
#8 Mississippi State	L	17-35

**2001 (0-4)**

#2 Florida	L	10-44
at #13 South Carolina	L	6-42
at #17 Georgia	L	29-43
#6 Tennessee	L	35-38

**2002 (1-3)**

at #17 Louisville	W	22-17
at #7 Florida	L	34-41
#5 Georgia	L	24-52
#16 Louisiana State	L	30-33

**2003 (0-3)**

#25 Florida	L	21-24
at #6 Georgia	L	10-30
#7 Tennessee	L	7-20

**2004 (0-4)**

at #16 Florida	L	3-20
at #3 Auburn	L	10-42
#8 Georgia	L	17-62
at #15 Tennessee	L	31-37

**2005 (0-4)**

#12 Louisville	L	24-31
#5 Florida	L	28-49
#17 Auburn	L	27-49
at #14 Georgia	L	13-45

**2006 (0-4)**

at #13 Louisville	L	28-59
at #5 Florida	L	7-26
at #16 LSU	L	0-49
at #19 Tennessee	L	12-17

**2007 (2-4)**

#9 Louisville	W	40-34
at #11 South Carolina	L	23-38
#1 LSU (3 OT)	W	43-37
#14 Florida	L	37-45
at #8 Georgia	L	13-24
#19 Tennessee (4 OT)	L	50-52

**2008 (0-3)**

at #2 Alabama	L	14-17
at #5 Florida	L	5-63
#14 Georgia	L	38-42

**2009 (0-3)**

#1 Florida	L	7-41
#3 Alabama	L	20-38
at #25 South Carolina	L	26-28

**2010 (1-3)**

at #9 Florida	L	14-48
#8 Auburn	L	34-37

#10 South Carolina	W	31-28
at #21 Mississippi St.	L	17-24

**2011 (0-4)**

#15 Florida	L	10-48
at #1 LSU	L	7-35
at #18 South Carolina	L	3-54
at #13 Georgia	L	10-19

**2012 (0-5)**

at #25 Louisville	L	14-32
at #14 Florida	L	0-38
#6 South Carolina	L	17-38
#20 Mississippi State	L	14-27
#13 Georgia	L	24-29

**2013 (0-5)**

#7 Louisville	L	13-27
#20 at Florida	L	7-24
at #13 South Carolina	L	28-35
#1 Alabama	L	7-48
#9 Missouri	L	17-48

**2014 (0-3)**

#1 Mississippi State	L	31-45
#17 Georgia	L	31-63
at #24 Louisville	L	40-44

**2015 (1-0)**

#25 Missouri	W	21-13
--------------	---	-------

**VS. NO. 1-RANKED TEAMS**

1950	vs. Oklahoma (Sugar Bowl)	W	13-7
1951	at Tennessee	L	0-28
1958	Auburn	L	0-8
1959	LSU	L	0-9
1960	vs. Ole Miss (Memphis)	L	6-21
1964	vs. Ole Miss (Jackson)	W	27-21
1980	vs. Alabama (Birmingham)	L	0-45
1996	at Florida	L	0-65
1997	Florida	L	28-55
1998	at Tennessee	L	21-59
2007	LSU (3 OT)	W	43-37
2009	Florida	L	7-41
2011	at LSU	L	7-35
2013	Alabama	L	7-48
2014	Mississippi State	L	31-45
2016	at Alabama	L	6-34
2020	at Alabama	L	3-63
2021	at Georgia	L	13-30
2022	Georgia	L	6-17
2023	at Georgia	L	13-51

**2016 (1-1)**

at #1 Alabama	L	6-34
at #11 Louisville	W	41-38

**2017 (0-3)**

#20 Florida	L	27-28
at #7 Georgia	L	13-42
#21 Northwestern	L	23-24
(Music City Bowl)		

**2018 (3-1)**

at #25 Florida	W	27-16
#14 Mississippi St.	W	28-7
#6 Georgia	L	17-34
#12 Penn State	W	27-24
(VRBO Citrus Bowl)		

**2019 (0-2)**

#9 Florida	L	21-29
at #10 Georgia	L	0-21

**2020 (2-4)**

at #8 Auburn	L	13-29
at #18 Tennessee	W	34-7
#5 Georgia	L	3-14
at #1 Alabama	L	3-63
at #6 Florida	L	10-34
#23 NC State	W	23-21
(TaxSlayer Gator Bowl)		

**2021 (2-1)**

#10 Florida	W	20-13
at #1 Georgia	L	13-30
#17 Iowa	W	20-17
(Vrbo Citrus Bowl)		

**2022 (2-3)**

at #12 Florida	W	26-16
at #14 Ole Miss	L	19-22
#16 Mississippi State	W	27-17
at #3 Tennessee	L	6-44
#1 Georgia	L	6-16

**2023 (2-4)**

#22 Florida	W	33-14
at #1 Georgia	L	13-51
#21 Tennessee	L	27-33
#8 Alabama	L	21-49
at #9 Louisville	W	38-31
#22 Clemson	L	35-38
(TaxSlayer Gator Bowl)		





## UK PLAYERS IN THE NFL/AFL DRAFT

### 1937

Bert Johnson	5th	Dodgers
Gene Myers	8th	Giants
Stan Nevers	10th	Steelers

### 1939

Sherm Hinkebein	8th	Cards
-----------------	-----	-------

### 1940

Bill McCubbin	12th	Bears
Luke Lindon	20th	Rams

### 1941

Jim Hardin	11th	Bears
John Eibner	15th	Steelers
Charlie Ishmael	18th	Lions
Joe Bailey	21st	Packers

### 1942

Noah Mullins	10th	Bears
--------------	------	-------

### 1943

Clyde Johnson	5th	Rams
Clark Wood	13th	Bears

### 1944

Charley Walker	13th	Redskins
Charley Kuhn	26th	Rams
Bill Portwood	26th	Yankees

### 1945

Gene Meeks	9th	Cardinals
Jim Little	16th	Giants
Bill Griffin	20th	Rams

### 1946

Jess Tunstill	26th	Bears
---------------	------	-------

### 1947

Ermal Allen	3rd	Cardinals
Phil Cutchin	27th	Eagles

### 1948

Jay Rhodemyre	7th	Packers
---------------	-----	---------

### 1949

Wallace Jones	7th	Bears
Dick Hensley	11th	Giants
George Blanda	12th	Bears

### 1950

Harry Ulinski	4th	Redskins
Don Phelps	5th	Browns
Lloyd McDermott	6th	Eagles
Ralph Genito	18th	49ers
Jim Howe	20th	Packers
Lee Truman	25th	Cardinals

Ben Zaranka	29th	Packers
-------------	------	---------

### 1951

Bob Gain	1st	Packers
Walt Yowarsky	3rd	Redskins
Al Bruno	3rd	Eagles
Bob Pope	11th	Eagles
Bill Leskovar	14th	Cardinals
Clay Webb	15th	Steelers
Bill Wanamaker	15th	Yankees
Dom Fucci	18th	Redskins
Dick Martin	28th	Cardinals

### 1952

Babe Parilli	1st	Packers
Jim Mackenzie	6th	Giants
Ed Hamilton	13th	Eagles
John Griggs	17th	Rams
Frank Fuller	26th	Rams
Doug Moseley	28th	Yankees

### 1953

Bob Fry	3rd	Rams
Gene Donaldson	3rd	Browns
Ralph Charney	11th	Bears
Ray Correll	23rd	Steelers
Ralph Paolone	29th	Eagles

### 1954

Steve Meilinger	1st	Redskins
Thomas Adkins	17th	Colts
Bob Daugherty	20th	Rams

### 1955

Bob Hardy	11th	Eagles
-----------	------	--------

### 1956

Dick Moloney	11th	Giants
Dick Shatto	15th	Rams
Jack Butler	17th	Rams
Howard Schnellenberger	21st	Redskins
Bill Wheeler	25th	Cardinals
Bradley Mills	25th	Colts

### 1957

J. T. Frankenberger	6th	Redskins
Dave Kuhn	17th	49ers

### 1958

Lou Michaels	1st	Rams
Henry Herzog	29th	Lions

### 1959

Jim Bowie	22nd	Eagles
-----------	------	--------

### 1960

Glenn Shaw	11th	Bears
------------	------	-------

**1961**

Calvin Bird	6th	Chargers
Calvin Bird	17th	Browns
Charles Sturgeon	10th	Broncos
Dick Mueller	10th	Boston
Tom Rodgers	12th	Lions
Tom Rodgers	18th	Boston

**1962**

Irv Goode	1st	Cardinals
Irv Goode	4th	Chiefs
Bob Butler	9th	Eagles
Junior Hawthorne	18th	Vikings
Dave Gash	25th	Bills

**1963**

Tom Hutchinson	1st	Browns
Tom Hutchinson	2nd	Bills

**1964**

Herschel Turner	2nd	Cardinals
Herschel Turner	9th	Oakland

**1966**

Sam Ball	1st	Colts
Sam Ball	2nd	Jets
Rick Norton	2nd	Browns
Rick Norton	1st	Dolphins
Rodger Bird	1st	Raiders
Rick Kestner	18th	Dolphins
Rick Kestner	3rd	Colts
Doug Davis	5th	Vikings
Bob Windsor	2nd	SFO
Bob Windsor	1st	SDG

**1967**

Larry Seiple	7th	Dolphins
Pat Riley	11th	Cowboys

**1968**

Dwight Little	11th	Lions
---------------	------	-------

**1969**

Dicky Lyons	4th	Falcons
Jeff Van Note	11th	Falcons

**1970**

Dick Palmer	10th	Colts
Dick Beard	17th	Jets

**1971**

Dave Hardt	6th	Patriots
Dave Roller	13th	Giants
Ray Makin	15th	Steelers
Dave Purcell	16th	49ers

**1972**

Joe Federspiel	4th	Saints
Bill Bushong	7th	Packers

**1973**

Ken King	9th	Cardinals
Dan Neal	11th	Colts

**1974**

Frank LeMaster	4th	Eagles
Cecil Bowens	14th	Patriots
Darryl Bishop	16th	Bengals
Dave Margavage	16th	Colts

**1975**

Elmore Stephens	2nd	Chiefs
Rick Nuzum	5th	Rams
Tom Ehlers	13th	Eagles

**1976**

Sonny Collins	2nd	Falcons
Wally Pesuit	5th	Cowboys
Steve Campassi	16th	Eagles

**1977**

Warren Bryant	1st	Falcons
Randy Burke	1st	Colts

**1978**

Art Still	1st	Chiefs
Derrick Ramsey	5th	Raiders
Mike Martin	9th	Bears
Will Grant	10th	Bills
Dallas Owens	10th	Colts
Gerald Blanton	11th	Bills

**1979**

James Ramey	3rd	Browns
Jim Kovach	4th	Saints
Kelly Kirchbaum	5th	Jets
Rod Stewart	6th	Bills (supplemental)
Bob Winkel	7th	Vikings
Robert Hawkins	8th	Raiders
Dan Fowler	10th	Giants
David Stephens	12th	Vikings

**1980**

Larry Carter	3rd	Broncos
Lester Boyd	6th	Saints
Tom Kearns	7th	Patriots

**1981**

Tim Gooch	9th	Colts
-----------	-----	-------

**1982**

Jim Campbell	11th	Oilers
--------------	------	--------

**1984**

John Grimsley	6th	Oilers
Don Corbin	3rd	Bills
Rick Massie	2nd	Broncos



## NFL FIRST-ROUND DRAFT CHOICES

Kentucky has had 18 players selected in the first round of the National Football League draft. In 1966, the Wildcats had a school-record three players selected in the first round. In 1999, Tim Couch was the first player selected. In the last four years, UK has had two first-round picks in Josh Hines-Allen (2019) and Jamin Davis (2021)

Year	Player, Pos.	Selection	NFL Team
1951	Bob Gain, T	5	Green Bay
1952	Babe Parilli, QB	4	Green Bay
1954	Steve Meilinger, E	8	Washington
1958	Lou Michaels, T	4	Los Angeles
1962	Irv Goode, C	12	St. Louis
1963	Tom Hutchinson, E	9	Cleveland
1966	Sam Ball, T	15	Baltimore
1966	Rick Norton, QB	2	Miami
1966	Rodger Bird, DB	NA	Oakland
1977	Warren Bryant, OT	6	Atlanta
1977	Randy Burke, WR	26	Baltimore
1978	Art Still, DT	2	Kansas City
1985	George Adams, TB	19	N.Y. Giants
1999	Tim Couch, QB	1	Cleveland
2003	Dewayne Robertson, DT	4	N.Y. Jets
2015	Alvin "Bud" Dupree, LB/DE	22	Pittsburgh
2019	Joshua Hines-Allen, LB/DE	7	Jacksonville
2021	Jamin Davis, ILB	19	Washington

### 1985

George Adams	1st	Giants
Cam Jacobs	5th	Steelers
Oliver White	10th	Steelers
Jeff Smith	11th	Chargers

### 1986

Maurice Douglass	8th	Bears
Jon Dumbauld	10th	Saints
John McVeigh	12th	Seattle

### 1987

Tony Mayes	5th	Buccaneers
Marc Logan	5th	Bengals
Bill Ransdell	12th	Jets

### 1988

Dermonnti Dawson	2nd	Steelers
Jerry Reese	5th	Steelers
Mark Higgs	8th	Cowboys
Greg Kunkel	12th	Raiders

### 1989

David Johnson	7th	Steelers
Ivy Joe Hunter	7th	Colts
Chris Chenault	8th	Bengals
Charlie Darrington	9th	Redskins

### 1990

Oliver Barnett	3rd	Falcons
Donnie Gardner	7th	Buccaneers

Andy Murray 7th Oilers

### 1991

Al Baker	10th	Jets
Jeff Brady	12th	Steelers

### 1993

Dean Wells	4th	Seahawks
Todd Perry	4th	Bears
Chuck Bradley	6th	Oilers
Doug Pelfrey	8th	Bengals

### 1994

Terry Samuels	6th	Cardinals
Zane Beehn	7th	Chargers
Marty Moore	7th	Patriots

### 1995

Melvin Johnson	2nd	Buccaneers
----------------	-----	------------

### 1996

Moe Williams	3rd	Vikings
Reggie Rusk	7th	Buccaneers

### 1997

Van Hiles	5th	Bears
Chris Ward	7th	Ravens

### 1998

Kio Sanford	7th	Chargers
-------------	-----	----------

**1999**

Tim Couch	1st	Browns
Craig Yeast	4th	Bengals

**2000**

James Whalen	5th	Buccaneers
--------------	-----	------------

**2001**

Eric Kelly	3rd	Vikings
Marlon McCree	7th	Jaguars
Quentin McCord	7th	Falcons

**2002**

Dennis Johnson	3rd	Cardinals
----------------	-----	-----------

**2003**

Dewayne Robertson	1st	Jets
Artose Pinner	4th	Lions

**2004**

Derek Abney	7th	Ravens
-------------	-----	--------

**2005**

Sweet Pea Burns	3rd	Colts
-----------------	-----	-------

**2008**

Jacob Tamme	4th	Colts
Keenan Burton	4th	Rams
Andre' Woodson	6th	Giants
Steve Johnson	7th	Bills

**2009**

Jeremy Jarmon	3rd	Redskins (supplemental)
Myron Pryor	6th	Patriots

**2010**

Corey Peters	3rd	Falcons
Trevard Lindley	4th	Eagles
John Conner	5th	Jets

**2011**

Randall Cobb	2nd	Packers
--------------	-----	---------

**2012**

Winston Guy	6th	Seahawks
Danny Trevathan	6th	Broncos

**2013**

Larry Warford	3rd	Lions
---------------	-----	-------

**2014**

Avery Williamson	5th	Titans
------------------	-----	--------

**2015**

Bud Dupree	1st	Steelers
Za'Darius Smith	4th	Ravens

**2016**

Josh Forrest	6th	Rams
--------------	-----	------

**2019**

Joshua Hines-Allen	1st	Jaguars
Lonnie Johnson Jr.	2nd	Texans
Mike Edwards	3rd	Bucaneers
Benny Snell Jr.	4th	Steelers
George Asafo-Adjei	7th	Giants

**2020**

Lynn Bowden Jr.	3rd	Raiders
Logan Stenberg	4th	Lions

**2021**

Jamin Davis	1st	Washington
Kelvin Joseph	2nd	Cowboys
Quinton Bohanna	6th	Cowboys
Brandin Echols	6th	Jets
Landon Young	6th	Saints
Phil Hoskins	7th	Panthers

**2022**

Wan'Dale Robinson	2nd	Giants
Joshua Paschal	2nd	Lions
Luke Fortner	3rd	Jaguars
Darian Kinnard	5th	Chiefs

**2023**

Will Levis	2nd	Titans
Chris Rodriguez Jr.	6th	Commndrs.
Carrington Valentine	7th	Packers

**2024**

Andru Phillips	3rd	Giants
Trevin Wallace	3rd	Panthers
Ray Davis	4th	Bills
Devin Leary	6th	Ravens

*Four players were drafted in 2024, giving head coach Mark Stoops a total of 28 drafted players since his arrival in 2013. Twenty-four of those selections have come in the last six drafts.*

*2024 marked the sixth straight year UK had at least one player drafted in the first three rounds.*



## UK PLAYERS IN THE PROS

### **George Adams, RB**

New York Giants 1985-89  
New England Patriots 1990-91

### **Ermal Allen, QB**

Cleveland Browns 1947

### **Josh Hines-Allen, DE/LB**

Jacksonville Jaguars 2019-present

### **Josh Ali, WR**

Atlanta Falcons 2022-present

### **Sam Ball, T**

Baltimore Colts 1966-70

### **Oliver Barnett, DT**

Atlanta Falcons 1990-92  
Buffalo Bills 1993-94  
San Francisco 49ers 1995

### **Arliss Beach, RB**

Green Bay Packers 2006

### **Rodger Bird, DB**

Oakland Raiders 1966-68

### **George Blanda, QB-PK**

Chicago Bears 1949-58  
Baltimore Colts 1950  
Houston Oilers 1960-66  
Oakland Raiders 1967-75

### **Jerry Blanton, LB**

Kansas City Chiefs 1979-85

### **Lynn Bowden Jr., WR**

Miami Dolphins 2020-2021  
New England Patriots 2022  
New Orleans Saints 2023-present

### **Quinton Bohanna, NG**

Dallas Cowboys 2021-23  
Detroit Lions 2023  
Tennessee Titans 2023-present

### **Shane Boyd, QB**

Arizona Cardinals 2006  
Houston Texans 2007

### **Chuck Bradley, OT**

Cincinnati Bengals 1993

### **Jeff Brady, LB**

Pittsburgh Steelers 1991  
Green Bay Packers 1992  
Los Angeles Rams 1993  
San Diego Chargers 1993

Tampa Bay Buccaneers 1994  
Minnesota Vikings 1995-97  
Carolina Panthers 1998  
Indianapolis Colts 1999

### **Warren Bryant, OT**

Atlanta Falcons 1977-84  
Los Angeles Raiders 1984

### **Cornell Burbage, WR**

Dallas Cowboys 1987-89

### **Randy Burke, WR**

Baltimore Colts 1978-81

### **Vincent Burns, DT**

Indianapolis Colts 2005

### **Keenan Burton, WR**

St. Louis Rams 2008-09

### **Bob Butler, G**

Philadelphia Eagles 1962  
New York Jets 1963

### **Randall Cobb, WR**

Green Bay Packers 2011-2018  
Dallas Cowboys 2019  
Houston Texans 2020  
Green Bay Packers 2021-2022  
New York Jets 2023-present

### **Sonny Collins, RB**

Atlanta Falcons 1976

### **John Conner, RB**

New York Jets 2010-12, 14  
Cincinnati Bengals 2012  
New York Giants 2013

### **Tim Couch, QB**

Cleveland Browns 1999-2003

### **Bob Davis, B**

Cleveland Rams 1938  
Philadelphia Eagles 1942  
Boston Yanks 1944-46

### **Doug Davis, T**

Minnesota Vikings 1966-72

### **Jamin Davis, LB**

Washington Commanders  
2021-present

### **Dermontti Dawson, C**

Pittsburgh Steelers 1988-2000

### **Chris Demaree, DE**

San Diego Chargers 2002  
Carolina Panthers 2003

### **Gene Donaldson, G**

Cleveland Browns 1953

### **Thom Dornbrook, OG-C**

Pittsburgh Steelers 1979  
Miami Dolphins 1980

### **Bob Dougherty, LB**

Los Angeles Rams 1957  
Pittsburgh Steelers 1958  
Oakland Raiders 1960-63

### **Maurice Douglass, DB**

Chicago Bears 1986-94  
New York Giants 1995-96

### **Jon Dumbauld, DE**

New Orleans Saints 1986, 88  
Philadelphia Eagles 1987-88

### **Bud Dupree, LB**

Pittsburgh Steelers 2015-2020  
Tennessee Titans 2021-22  
Atlanta Falcons 2023  
Los Angeles Chargers 2024-present

### **Brandin Echols, DB**

New York Jets 2021-present

### **Mike Edwards, S**

Tampa Bay Bucs 2019-2022  
Kansas City Chiefs 2023  
Buffalo Bills 2024-present

### **Tom Ehlers, LB**

Philadelphia Eagles 1975-77  
Buffalo Bills 1978

### **John Eibner, T**

Philadelphia Eagles 1941-42, 46

### **Joe Federspiel, LB**

New Orleans Saints 1972-80  
Baltimore Colts 1981

### **Don Fielder, DE**

Tampa Bay Buccaneers 1985

### **Josh Forrest, LB**

Los Angeles Rams 2016-17

### **Luke Fortner, OG**

Jacksonville Jaguars 2022-present

**Dan Fowler, OG**

New York Giants 1979

**Bob Fry, T**Los Angeles Rams 1953-59  
Dallas Cowboys 1960-64**Dom Fucci, B**Detroit Lions 1955  
Frank Fuller, DT  
LA Rams 1953, 55, 57-58  
Chicago Cardinals 1959  
St. Louis Cardinals 1960-62  
Philadelphia Eagles 1963**Bob Gain, T**

Cleveland Browns 1952, 1954-64

**Carwell Gardner, DE**

Buffalo Bills 1990-95

**Donnie Gardner, DT**

Miami Dolphins 1991

**Willie Gary, DB**

St. Louis Rams 2001

**Irv Goode, C**St. Louis Cardinals 1962-71  
Miami Dolphins 1973-74**Will Grant, C**Buffalo Bills 1978-85, 87  
Seattle Seahawks 1986**Otis Grigsby, DE**Miami Dolphins 2003  
Carolina Panthers 2006-07  
Minnesota Vikings 2007-08**John Grimsley, LB**Houston Oilers 1984-90  
Miami Dolphins 1991-93**Winston Guy, S**Seattle Seahawks 2012  
Jacksonville Jaguars 2013-14  
Indianapolis Colts 2015-16**Russell Hairston, WR**

Pittsburgh Steelers 1987

**Steven Hall, CB**Indianapolis Colts 1996  
Minnesota Vikings 1996**Dick Hensley, E**New York Giants 1949  
Pittsburgh Steelers 1952  
Chicago Bears 1953**Mark Higgs, RB**Dallas Cowboys 1988  
Philadelphia Eagles 1989  
Miami Dolphins 1990-93  
Arizona Cardinals 1994-95**Van Hiles, DB**

Chicago Bears 1997

**Glenn Holt, WR**

Cincinnati Bengals 2006-08

**Phil Hoskins, DT**Carolina Panthers 2021-2022  
Arizona Cardinals 2023-present**Ivy Joe Hunter, TB**Indianapolis Colts 1989-90  
New England Patriots 1991**Tom Hutchinson, WR**Cleveland Browns 1963-65  
Atlanta Falcons 1966**Cam Jacobs, LB**

Tampa Bay Buccaneers 1987

**Jeremy Jarmon, DE**

Washington Redskins 2009-10

**Bert Johnson, B**Brooklyn Dodgers 1937  
Chicago Bears 1938-39  
Chicago Cardinals 1939-41  
Philadelphia Eagles 1942**Clyde Johnson, T**

Los Angeles Rams 1946-47

**David Johnson, CB**Pittsburgh Steelers 1989-93  
Atlanta Falcons 1994-96**Dennis Johnson, DE**Arizona Cardinals 2002-03  
San Francisco 49ers 2004**Lonnie Johnson Jr., CB**Houston Texans 2019-2021  
Tennessee Titans 2022  
New Orleans Saints 2023  
Houston Texans 2024-present**Melvin Johnson, FS**Tampa Bay Buccaneers 1995-97  
Kansas City Chiefs 1998**Micah Johnson, LB**

Miami Dolphins 2010

**Steve Johnson, WR**Buffalo Bills 2008-13  
San Francisco 49ers 2014  
San Diego Chargers 2015**Kelvin Joseph, DB**Dallas Cowboys 2021-22  
Miami Dolphins 2023  
Seattle Seahawks 2023  
Kansas City Chiefs 2023-present**Eric Kelly, CB**

Minnesota Vikings 2001-03

**Shipwreck Kelly, RB**New York Giants 1932  
Brooklyn Dodgers 1933-34, 37**Ralph Kercheval RB-K**

Brooklyn Dodgers 1934-40

**Don King, T**Cleveland Browns 1954  
Green Bay Packers 1956  
Philadelphia Eagles 1956  
Denver Broncos 1960**Darian Kinnard, T**

Kansas City Chiefs 2022

**Kelly Kirchbaum, LB**Kansas City Chiefs 1980  
Philadelphia Eagles 1987**Doug Kotar, RB**

New York Giants 1974-81

**Jim Kovach, LB**New Orleans Saints 1979-85  
San Francisco 49ers 1985**Frank LeMaster, LB**

Philadelphia Eagles 1974-82

**Will Levis, QB**

Tennessee Titans 2023-present

**Trevard Lindley, CB**

Philadelphia Eagles 2010

**Luke Linton, T**

Detroit Lions 1944-45

**Jim Little, T**

New York Giants 1945

**Marc Logan, RB**Cincinnati Bengals 1987-88  
Miami Dolphins 1989-91  
San Francisco 49ers 1992-94  
Washington Redskins 1995-97



**Jared Lorenzen, QB**  
New York Giants 2005-07

**Ricky Lumpkin, DT**  
Arizona Cardinals 2012  
Oakland Raiders 2013-14

**Dicky Lyons, S**  
New Orleans Saints 1970

**Rick Massie, WR**  
Denver Broncos 1987-88

**Tim Masthay, P**  
Green Bay Packers 2010-15

**Chris Matthews, WR**  
Seattle Seahawks 2014-15  
Baltimore Ravens 2015-17

**Tony Mayes, DB**  
St. Louis Cardinals 1987

**Marquan McCall, NG**  
Carolina Panthers 2022  
Las Vegas Raiders 2024-present

**Bubba McCollum, DT**  
Houston Oilers 1974

**Quentin McCord, WR**  
Atlanta Falcons 2001-03

**Marlon McCree, DB**  
Jacksonville Jaguars 2001-03  
Houston Texans 2003-04  
Carolina Panthers 2005  
San Diego Chargers 2006-07  
Denver Broncos 2008

**Lloyd McDermott, T**  
Detroit Lions 1950  
Chicago Cardinals 1950-51

**John McVeigh, DL**  
Seattle Seahawks 1987

**Steve Meilinger, E**  
Washington Redskins 1956-57  
Green Bay Packers 1958-60  
Pittsburgh Steelers 1961

**Lou Michaels, DE-K**  
Los Angeles Rams 1958-60  
Pittsburgh Steelers 1961-63  
Baltimore Colts 1964-69  
Green Bay Packers 1971

**Darrian Miller, OL**  
Cleveland Browns 2015

**Marty Moore, LB**  
NE Patriots 1994-99, 2001  
Cleveland Browns 2000

**Quandre Mosely, CB**  
New England Patriots 2022  
Tampa Bay Buccaneers  
2024-present

**Noah Mullins, B**  
Chicago Bears 1946-48  
New York Giants 1949

**Dan Neal, C**  
Baltimore Colts 1973-74  
Chicago Bears 1975-83

**Rick Norton, QB**  
Miami Dolphins 1966-69  
Green Bay Packers 1970

**Rick Nuzum, C**  
Los Angeles Rams 1977  
Green Bay Packers 1978

**Glenn Pakulak, P**  
New Orleans Saints 2008  
Washington Redskins 2009

**Dick Palmer, LB**  
Miami Dolphins 1970  
Buffalo Bills 1972  
New Orleans Saints 1972-73  
Atlanta Falcons 1974

**Babe Parilli, QB**  
GB Packers 1952-53, 57-58  
Cleveland Browns 1956  
Oakland Raiders 1960  
Boston Patriots 1961-67  
New York Jets 1968-69

**Josh Paschal, DE**  
Detroit Lions 2022-present

**Doug Pelfrey, PK**  
Cincinnati Bengals 1993-99

**Todd Perry, OG**  
Chicago Bears 1993-2000  
Miami Dolphins 2001-03

**Wally Pesuit, OT-C**  
Atlanta Falcons 1976  
Miami Dolphins 1977-78  
Detroit Lions 1979-80

**Corey Peters, DT**  
Atlanta Falcons 2010-14  
Arizona Cardinals 2015-21

Jacksonville Jaguars 2022-23

**Don Phelps, B**  
Cleveland Browns 1950-52

**Joker Phillips, WR**  
Washington Redskins 1985, 87

**Artose Pinner, RB**  
Detroit Lions 2003-05  
Minnesota Vikings 2006  
Atlanta Falcons 2007

**Myron Pryor, DT**  
New England Patriots 2009-11

**Brad Pyatt, WR**  
Indianapolis Colts 2003-04

**James Ramey, DE**  
St. Louis Cardinals 1979  
Tampa Bay Buccaneers 1987

**Derrick Ramsey, TE**  
Oakland Raiders 1978-81  
Los Angeles Raiders 1982-83  
New England Patriots 1983-85  
Detroit Lions 1987

**Bill Ransdell, QB**  
Indianapolis Colts 1988

**Jerry Reese, DE**  
Pittsburgh Steelers 1988

**Jay Rhodemyre, C**  
GB Packers 1948-49, 51-52

**Dick Richards, WB**  
Brooklyn Dodgers 1933

**Tom Richey, OG**  
Cincinnati Bengals 1987

**Dewayne Robertson, DT**  
New York Jets 2003-07  
Denver Broncos 2008

**Jimmy Robinson, WR**  
New Orleans Saints 2001

**Wan'Dale Robinson, WR**  
New York Giants 2022-present

**Chris Rodriguez Jr., RB**  
Washington Commanders  
2023-present

**Dave Roller, DT**  
New York Giants 1971  
Green Bay Packers 1975-78



Minnesota Vikings 1979-80

**Reggie Rusk, FS**

Tampa Bay Buccaneers 1996-97  
Seattle Seahawks 1997  
San Diego Chargers 1999-2000

**Terry Samuels, TE**

Arizona Cardinals 1994-95

**Larry Seiple, P**

Miami Dolphins 1967-77

**Washington Serini, G**

Chicago Bears 1948-51  
Green Bay Packers 1952

**John Shannon, DE**

Chicago Bears 1988-89

**Glenn Shaw, RB**

Chicago Bears 1960  
Minnesota Vikings 1961  
Los Angeles Rams 1962  
Oakland Raiders 1963-64

**Alfonso Smith, RB**

Arizona Cardinals 2010-13  
San Francisco 49ers 2014

**Larry Smith, LB**

Houston Oilers 1987

**Omar Smith, C**

New York Giants 2002-03

**Za'Darius Smith, OLB**

Baltimore Ravens 2015-2018  
Green Bay Packers 2019-2021  
Minnesota Vikings 2022  
Cleveland Browns 2023-present

**Benny Snell Jr., RB**

Pittsburgh Steelers 2019-22

**Logan Stenberg, OG**

Detroit Lions 2020-22  
Chicago Bears 2023  
Tampa Bay Buccaneers 2023

**Art Still, DE**

Kansas City Chiefs 1978-87  
Buffalo Bills 1988-89

**Bob Talamini, G**

Houston Oilers 1960-67  
New York Jets 1968

**Jacob Tamme, TE**

Indianapolis Colts 2008-11

Denver Broncos 2012-14  
Atlanta Falcons 2015-16

**Jon Toth, C**

Washington Commanders 2021

**Danny Trevathan, LB**

Denver Broncos 2012-15  
Chicago Bears 2016-2021

**Herschel Turner, G**

St. Louis Cardinals 1964-65

**Harry Uliniski, C**

Washington Redskins 1950-51,  
53-56

**Carrington Valentine, DB**

Green Bay Packers 2023-present

**Jeff Van Note, C**

Atlanta Falcons 1969-86

**Chris Ward, DE**

Baltimore Ravens 1997

**Larry Warford, OG**

Detroit Lions 2013-16  
New Orleans Saints 2017-2019

**Dean Wells, LB**

Seattle Seahawks 1993-98  
Carolina Panthers 1999-2001

**Chris Westry, CB**

Dallas Cowboys 2019-20  
Baltimore Ravens 2021  
Carolina Panthers 2022  
Cleveland Browns 2023

**James Whalen, TE**

Dallas Cowboys 2000-03

**Mark Wheeler, TE**

Detroit Lions 1987

**Garry Williams, OT**

Carolina Panthers 2009-14

**Moe Williams, RB**

Minnesota Vikings 1996-2000,  
02-05  
Baltimore Ravens 2001

**Avery Williamson, LB**

Tennessee Titans 2014-2017  
New York Jets 2018-2019  
Pittsburgh Steelers 2020  
Tennessee Titans 2021

**Ken Willis, K**

Dallas Cowboys 1990-91  
Tampa Bay Buccaneers 1992  
New York Giants 1992

**Earl Wilson, DE**

San Diego Chargers 1985-87

**Bob Windsor, TE**

San Francisco 49ers 1967-71  
New England Patriots 1972-75

**Bob Winkel, DT**

New York Jets 1979-80

**Cal Withrow, C**

San Diego Chargers 1970  
Green Bay Packers 1971-73  
St. Louis Cardinals 1974

**Wesley Woodyard, LB**

Denver Broncos 2008-13  
Tennessee Titans 2014-19

**Ralph Wright**

Brooklyn Dodgers 1933

**Craig Yeast, WR**

Cincinnati Bengals 1999-2000  
New York Jets 2001

**Walt Yowarsky, E**

Washington Redskins 1951-54  
Detroit Lions 1955  
New York Giants 1955-57  
San Francisco 49ers 1958

**Landon Young, OT**

New Orleans Saints 2021-present

# must have appeared in at least one regular-season NFL game to appear on this list





## UK PLAYERS IN THE SUPER BOWL

Thirty-three Wildcats have played for teams that advanced to the Super Bowl a total of 47 times.

Safety Mike Edwards and offensive tackle Darian Kinnard are the most recent Super Bowl champions as their Kansas City Chiefs defeated the Minnesota Vikings to win Super Bowl LIV on Feb. 12, 2024 in Las Vegas.

Carwell Gardner leads the list with four Super Bowl appearances with Buffalo, while Larry Seiple played in three Super Bowls with Miami and Jacob Tamme has three appearances with Denver, Indianapolis and Atlanta.

Here is the list of players, the teams for which they played, and the Super Bowls in which the teams played (**Super Bowl Winners in Bold**):

Player	Team(s)	Super Bowl(s)
George Adams	New York Giants	<b>1987</b>
Sam Ball	Baltimore	1969, <b>1971</b>
Oliver Barnett	Buffalo	1994
Rodger Bird	Oakland	1968
George Blanda	Oakland	1968
Alfonzo Browning	San Francisco	<b>1995</b>
Doug Davis	Minnesota	1970
Dermoniti Dawson	Pittsburgh	1996
Chris Demaree	Carolina	2004
Thom Dornbrook	Pittsburgh	<b>1980</b>
Mike Edwards	Tampa Bay	<b>2021</b>
	Kansas City	<b>2024</b>
Carwell Gardner	Buffalo	1991, 1992, 1993, 1994
Willie Gary	St. Louis	2002
Irv Goode	Miami	<b>1974</b>
Phil Hoskins	Kansas City	<b>2023</b>
Darian Kinnard	Kansas City	<b>2023, 2024</b>
Frank LeMaster	Philadelphia	1981
Marc Logan	Cincinnati	1989
	San Francisco	<b>1995</b>
Jared Lorenzen	New York Giants	<b>2008</b>
Rick Massie	Denver	1988
Tim Masthay	Green Bay	<b>2011</b>
Chris Matthews	Seattle	2015
Lou Michaels	Baltimore	1969
Marty Moore	New England	1997, <b>2002</b>
Babe Parilli	New York Jets	<b>1969</b>
Joker Phillips	Washington	<b>1988</b>
Myron Pryor	New England	2012
Derrick Ramsey	Oakland	<b>1981</b>
	New England	1986
Larry Seiple	Miami	1972, <b>1973, 1974</b>
Bob Talamini	New York Jets	<b>1969</b>
Jacob Tamme	Indianapolis	2010
	Denver	2014
	Atlanta	2017
Danny Trevathan	Denver	2014, <b>2016</b>
Wesley Woodyard	Denver	2014

Eighteen Wildcats have won a total of 21 Super Bowl championships.

## PRO BOWL WILDCATS

### Josh Hines-Allen

2019	Jacksonville Jaguars
2024	Jacksonville Jaguars

### George Blanda

1961	Houston Oilers
1962	Houston Oilers
1963	Houston Oilers
1967	Oakland Raiders

### Randall Cobb

2014	Green Bay Packers
------	-------------------

### Dermontti Dawson

1992	Pittsburgh Steelers
1993	Pittsburgh Steelers
1994	Pittsburgh Steelers
1995	Pittsburgh Steelers
1996	Pittsburgh Steelers
1997	Pittsburgh Steelers
1998	Pittsburgh Steelers

### Frank Fuller

1959	Chicago Cardinals
------	-------------------

### Bob Gain

1957	Cleveland Browns
1958	Cleveland Browns
1959	Cleveland Browns
1961	Cleveland Browns
1962	Cleveland Browns

### Irv Goode

1964	St. Louis Cardinals
1967	St. Louis Cardinals

### John Grimsley

1988	Houston Oilers
------	----------------

### Frank LeMaster

1981	Philadelphia Eagles
------	---------------------

### Lou Michaels

1962	Pittsburgh Steelers
1963	Pittsburgh Steelers

### Babe Parilli

1963	Boston Patriots
1964	Boston Patriots
1966	Boston Patriots

### Za'Darius Smith

2019	Green Bay Packers
2020	Green Bay Packers

### Art Still

1980	Kansas City Chiefs
1981	Kansas City Chiefs
1982	Kansas City Chiefs
1984	Kansas City Chiefs

### Bob Talamini

1962	Houston Oilers
1963	Houston Oilers
1964	Houston Oilers
1965	Houston Oilers
1966	Houston Oilers
1967	Houston Oilers

### Harry Ulinski

1955	Washington Redskins
------	---------------------

### Jeff Van Note


1974	Atlanta Falcons
1975	Atlanta Falcons
1979	Atlanta Falcons
1980	Atlanta Falcons
1981	Atlanta Falcons
1982	Atlanta Falcons

### Larry Warford

2017	New Orleans Saints
2018	New Orleans Saints
2019	New Orleans Saints

## PRO FOOTBALL HALL OF FAME

George Blanda (Class of 1981)  
Dermontti Dawson (Class of 2012)



*After 13 seasons, six All-Pro selections and seven Pro Bowls with the Pittsburgh Steelers, Dermontti Dawson was inducted into the Pro Football Hall of Fame in the 2012 class.*



## INDIVIDUAL RECORDS

### TOTAL OFFENSE

#### Offensive Plays

##### Most Offensive Plays, Career

1793	Jared Lorenzen (10,637 yards), 2000-03
1510	Andre' Woodson (8870 yards), 2004-07
1338	Tim Couch (8160 yards), 1996-98
996	Bill Ransdell (5456 yards), 1983-86
986	Patrick Towles (5452 yards), 2012, 2014-15
930	Mike Hartline (5660 yards), 2007-10

##### Most Offensive Plays, Season

635	Jared Lorenzen (3827 yards), 2000
617	Tim Couch (4151 yards), 1998
613	Tim Couch (3759 yards), 1997
587	Andre' Woodson (3516 yards), 2007
576	Dusty Bonner (3125 yards), 1999

##### Most Offensive Plays, Game

74	Tim Couch vs. LSU (392), Nov. 1, 1997
	Dusty Bonner vs. Louisville (409), Sept. 4, 1999

#### Total Yards

##### Most Total Offensive Yards, Career

10637	Jared Lorenzen (1793 plays), 2000-03
8870	Andre' Woodson (1510 plays), 2004-07
8160	Tim Couch (1338 plays), 1996-98
5660	Mike Hartline (930 plays), 2007-10
5502	Will Lewis (815 plays), 2021-22
5456	Bill Ransdell (996 plays), 1983-86
5452	Patrick Towles (986 plays), 2012, 2014-15
5044	Stephen Johnson (781 plays), 2016-17

##### Most Total Offensive Yards, Season

4151	Tim Couch (617 plays), 1998
3827	Jared Lorenzen (635 plays), 2000
3759	Tim Couch (613 plays), 1997
3516	Andre' Woodson (587 plays), 2007
3378	Andre' Woodson (489 plays), 2006
3203	Will Lewis (460 plays), 2021

##### Most Total Offensive Yards, Game

525	Jared Lorenzen vs. Georgia (62), Oct. 21, 2000
498	Tim Couch vs. Louisville (42), Sept. 5, 1998
492	Tim Couch vs. Vanderbilt (57), Nov. 14, 1998
485	Jared Lorenzen vs. Vanderbilt (42), Nov. 10, 2001
475	Tim Couch vs. Tennessee (59), Nov. 22, 1997

### RUSHING

#### Rushing Attempts

##### Most Rush Attempts, Career

777	Sonny Collins (3835 yards), 1972-75
737	Benny Snell Jr. (3873 yards), 2016-18
638	George Adams (2648 yards), 1981-84
618	Moe Williams (3333 yards), 1993-95
592	Chris Rodriguez Jr. (3644), 2018-22
580	Rafael Little (2996 yards), 2004-07
532	Mark Higgs (2892 yards), 1984-97
518	Derrick Locke (2618 yards), 2007-10

##### Most Rush Attempts, Season

294	Moe Williams (1600 yards), 1995
289	Benny Snell Jr. (1449 yards), 2018
283	Artose Pinner (1414 yards), 2002
262	Benny Snell Jr. (1333 yards), 2017
253	George Adams (1085 yards), 1984

##### Most Rush Attempts, Game

41	Derick Logan vs. Mississippi St. (186), Nov. 9, 1996
	Derick Logan vs. Georgia (140), Oct. 26, 1996
40	Moe Williams vs. Cincinnati (272), Nov. 11, 1995
	Moe Williams vs. S. Carolina (299), Sept. 23, 1995

#### Net Yards Rushing

##### Most Rushing Yards, Career

3873	Benny Snell Jr. (737 att.), 2016-18
3835	Sonny Collins (777 att.), 1972-75
3644	Chris Rodriguez Jr. (592 att.), 2018-22
3333	Moe Williams (618 att.), 1993-95
2996	Rafael Little (580 att.), 2004-07
2892	Mark Higgs (532 att.), 1984-87
2648	George Adams (638 att.), 1981-84
2618	Derrick Locke (518 att.), 2007-10
2511	Boom Williams (366 att.), 2014-16
2105	Artose Pinner (438 att.), 1999-2002

##### Most Rushing Yards, Season

1600	Moe Williams (294 att.), 1995
1468	Lynn Bowden (185 att.), 2019
1449	Benny Snell Jr. (289 att.), 2018
1414	Artose Pinner (283 att.), 2002
1379	Chris Rodriguez Jr. (225 att.), 2021
1333	Benny Snell Jr. (262 att.), 2017
1278	Mark Higgs (193 att.), 1987

##### Most Rushing Yards, Game

299	Moe Williams vs. S. Carolina (40), Sept. 23, 1995
284	Lynn Bowden Jr. vs. Louisville (22), Nov. 30, 2019
280	Ray Davis vs. Florida (26), Sept 30, 2023
272	Moe Williams vs. Cincinnati (40), Nov. 11, 1995
238	Moe Williams vs. Miss.St. (35), Oct. 28, 1995
	Ivy Joe Hunter vs. Vanderbilt (30), Nov. 8, 1986

#### Average Yards Per Attempt

##### Best Average Per Rushing Attempt, Career (min. 200)

7.42	Lynn Bowden Jr. (206/1530), 2019
6.91	Stanley "Boom" Williams (366/2511), 2014-16
6.16	Chris Rodriguez, Jr. (592/3644), 2018-22
5.78	A.J. Rose (341/1971), 2016-20
5.76	Randall Cobb (228/1313), 2008-10
5.43	Mark Higgs (532/2892), 1984-87
5.42	Kavosiey Smoke (292/1583), 2018-22
5.39	Moe Williams (618/3333), 1993-95
5.26	Benny Snell Jr. (737/3873), 2016-18
5.17	Rafael Little (580/2996), 2004-07

##### Best Average Per Rush Attempt, Season (min. 100)

7.93	Lynn Bowden Jr. (185/1468), 2019
7.10	Stanley "Boom" Williams (121/855), 2015
6.84	Stanley "Boom" Williams (171/1170), 2016



## UK INDIVIDUAL OLD-TIME RECORDS (1891-1945)

### Rushing

#### Most Yards Rushing, Career

2083 Bob Davis, 1935-37

#### Most Yards Rushing, Game

280 Shipwreck Kelly vs. Maryville, 1930

267 Bob Davis vs. Wash. & Lee, 1937

246 Bob Davis vs. Maryville, 1936

#### Most Touchdowns Rushing, Game

5 Jim Park vs. Earlham, 1914

### Passing

#### Most Pass Attempts, Game

27 Jim Park vs. Earlham, 1914

#### Most Pass Completions, Game

19 Jim Park vs. Earlham, 1914

#### Most Touchdown Passes Thrown, Game

5 Jim Park vs. Earlham, 1914

### Scoring

#### Most Points Scored, Career

180 Bob Davis, 1935-37

#### Most Points Scored, Season

75 Carey Spicer, 1930

#### Most Points Scored, Game

43 Cecil Tuttle vs. Maryville, 1914  
(six TDs, seven extra points)

#### Most Touchdowns, Career

30 Bob Davis, 1935-37

#### Most Touchdowns, Season

11 Bob Davis, 1936  
Bob Davis, 1937  
Carey Spicer, 1930

#### Most Touchdowns, Game

6 Cecil Tuttle vs. Maryville, 1914

### Punting

#### Most Punts, Career

234 Ralph Kercheval, 1931-33

#### Most Punts, Season

101 Ralph Kercheval, 1933

#### Most Punts, Game

30 Bert Johnson vs. Wash. & Lee, 1934

#### Most Punting Yards, Career

9749 Ralph Kercheval, 1931-33

### Most Punting Yards, Season

4394 Ralph Kercheval, 1933

### Most Punting Yards, Game

1155 Bert Johnson vs. Wash. & Lee, 1934

### Best Punting Average, Career

44.8 Ralph Kercheval (234/9749), 1931-33

### Long Plays

#### Rushing

83 Bob Davis vs. Maryville, 1936

80 Bob Davis vs. Wash. & Lee, 1937

Noah Mullins vs. S'western, 1941

77 Jim Parrott vs. Tennessee, 1944

75 Bob Davis vs. Georgia Tech, 1935

Bob Davis vs. Xavier, 1936

Noah Mullins vs. Xavier, 1939

#### Passing

84 Bert Johnson/Bob Davis vs. Xavier, 1936

80 Ermal Allen/Junior Jones vs. Georgia, 1939

#### Kickoff Returns

95 Noah Mullins vs. Wash. & Lee, 1940

90 Noah Mullins vs. Geo. Wash., 1940

#### Punts

78 Ralph Kercheval vs. Ga. Tech, 1933

#### Interception Returns

100 Bob Davis vs. Wash. & Lee, 1937

Charles Hughes vs. Alabama, 1924



- 6.62 Mark Higgs (193/1278), 1987
- 6.60 Chris Rodriguez Jr. (119/785), 2020
- 6.28 A.J. Rose (106/666), 2020
- 6.13 Chris Rodriguez Jr. (225/1379), 2021
- 6.10 Kavosiey Smoke (101/616), 2019
- 6.02 Ivy Joe Hunter (103/621), 1986
- 5.87 Benny Snell Jr. (186/1091), 2016
- 5.74 Ralph Paolone (108/620), 1953
- 5.73 Tom Fillion (117/671), 1951

**Rushing Touchdowns****Most Touchdowns Rushing, Career**

- 48 Benny Snell Jr., 2016-18
- 32 Chris Rodriguez Jr., 2018-22
- 26 Moe Williams, 1993-95  
Sonny Collins, 1972-75
- 25 Mark Higgs, 1984-87  
George Adams, 1981-84  
Derrick Ramsey, 1975-77

**Most Touchdowns Rushing, Season**

- 19 Benny Snell Jr., 2017
- 16 Benny Snell Jr., 2018
- 17 Moe Williams, 1995
- 14 **Ray Davis, 2023**
- 13 Lynn Bowden Jr., 2019  
Benny Snell Jr., 2016  
Artose Pinner, 2002  
George Adams, 1984  
Derrick Ramsey, 1977  
Sonny Collins, 1973

**Most Touchdowns Rushing, Game**

- 4 Will Levis vs. Louisville, Nov. 27, 2021  
Lynn Bowden Jr., vs. Louisville, Nov. 30, 2019  
Benny Snell Jr. vs. Mississippi St., Sept. 22, 2018  
Benny Snell Jr. vs. New Mexico St., Sept. 16 2016  
Artose Pinner vs. Vanderbilt, Nov. 16, 2002  
Moe Williams vs. South Carolina, Sept. 23, 1995  
Sonny Collins vs. Miss. State, Oct. 6, 1973  
Rodger Bird vs. Vanderbilt, Nov. 6, 1965

**Consecutive Games with a Rushing TD**

(dating back to 1985)

- 6 Benny Snell Jr., 2017
- 5 Chris Rodriguez Jr., 2020-2021  
Stanley "Boom" Williams, 2016  
Artose Pinner, 2002
- 4 Ray Davis, 2023  
Lynn Bowden Jr., 2019  
Randall Cobb, 2009  
Moe Williams, 1995
- 3 Chris Rodriguez Jr., 2020  
Benny Snell Jr., 2016, 2017, 2018  
Derrick Locke, 2010  
Randall Cobb, 2009  
Rafael Little, 2005, 2005  
Artose Pinner, 2002  
Jared Lorenzen, 2000  
Derek Homer, 1998  
Marc Logan, 1996  
Moe Williams, 1993, 1995  
Terry Samuels, 1992

- Al Baker, 1990
- Alfred Rawls, 1988
- George Adams, 1983
- Derrick Ramsey, 1977

**Most Rushing Touchdowns of at least 50 Yards, Career**

- 7 Boom Williams, 2014-16
- 4 Lynn Bowden Jr., 2017-19  
Derrick Locke, 2007-10  
Moe Williams, 1993-95  
Mark Higgs, 1984-87  
Chris Rodriguez Jr., 2018-22
- 4 Alfred Rawls, 1988-89

**Longest Rushing Play****Longest Run From Scrimmage, Game**

- t91 Harry Jones vs. George Washington, Nov. 17, 1951
- t88 Jalen Whitlow vs. Alabama State, Nov. 2, 2013
- 88 Bernie Scruggs vs. Georgia, Oct. 24, 1970
- t88 Bill Ransdell vs. Xavier, Nov. 12, 1960

**100-Yard Rushing Games****Most 100-Yard Rushing Games, Career**

- 20 Chris Rodriguez Jr., 2018-22
- 19 Benny Snell Jr., 2016-18
- 18 Sonny Collins, 1972-75
- 13 Rafael Little, 2004-07  
Moe Williams, 1993-95
- 11 Stanley "Boom" Williams, 2014-16  
Artose Pinner, 1999-2002
- 10 George Adams, 1981-84

**Most 150-Yard Rushing Games, Career**

- 7 Benny Snell Jr., 2016-18  
Sonny Collins, 1972-75
- 6 Moe Williams, 1993-95
- 4 Lynn Bowden Jr., 2017-19  
Mark Higgs, 1984-87
- 3 Chris Rodriguez Jr., 2018-22  
Rafael Little, 2004-07

**Most 200-Yard Rushing Games, Career**

- 3 Moe Williams, 1993-95  
Lynn Bowden Jr., 2017-19

**Most 100-Yard Rushing Games, Season**

- 9 Chris Rodriguez Jr., 2021
- 8 Artose Pinner, 2002
- 7 Lynn Bowden Jr., 2019  
Benny Snell Jr., 2018  
Benny Snell Jr., 2017  
Moe Williams, 1995
- 6 Rafael Little, 2007  
Mark Higgs, 1987  
George Adams, 1984  
Sonny Collins, 1975
- 5 Stanley "Boom" Williams, 2015  
Benny Snell Jr., 2016  
Rafael Little, 2005  
Chris Rodriguez Jr., 2022

**Most 200-Yard Rushing Games, Season**

3	Lynn Bowden Jr., 2019
	Moe Williams, 1995

**Consecutive 100-yard games (4 or more)**

6	Lynn Bowden Jr. 10/26/2019 - 12/31/2019
	Sonny Collins 9/13/1975 - 10/18/1975
5	Chris Rodriguez Jr. -11/6/2021 - 1/1/2022
4	Artose Pinner 10/26/2002 - 11/16/2002
	Derrick Locke 9/4/2010 - 9/25/2010

**Rushing Yards Among QBs****Most Rushing Yards Among QBs, Career**

(min. 400 passing att.)

1015	Terry Wilson (520 pass att.), 2018-20
854	Pookie Jones (504 pass att.), 1991-93
845	Shane Boyd (479 pass att.), 2001-04
702	Stephen Johnson (581 pass att.), 2016-17
570	Bernie Scruggs (494 pass att.), 1969-71
353	Patrick Towles (759 pass att.), 2012, 2014-15

**Most Rushing Yards Among QBs, Career**

(min. 200 passing att.)

1764	Derrick Ramsey (273 pass att.), 1975-77
1484	Mike Fanuzzi (219 pass att.), 1971-74
1015	Terry Wilson (520 pass att.), 2018-20
854	Pookie Jones (504 pass att.), 1991-93
845	Shane Boyd (479 pass att.), 2001-04
702	Stephen Johnson (581 pass att.), 2016-17

**Most Rushing Touchdowns Among QBs, Career**

(min. 200 passing att.)

25	Derrick Ramsey (273 pass att.), 1975-77
16	Mike Fanuzzi (219 pass att.), 1971-74
13	Shane Boyd (479 pass att.), 2001-04
13	Pookie Jones (504 pass att.), 1991-93
12	Jared Lorenzen (1514 pass att.), 2000-03
11	Will Lewis (636 pass att.), 2021-22
10	Terry Wilson (520 pass att.), 2018-20

**PASSING****Pass Attempts****Most Passes Attempted, Career**

1514	Jared Lorenzen (862 comp.) 2000-03
1278	Andre' Woodson (791 comp.), 2004-07
1184	Tim Couch (795 comp.), 1996-98
855	Mike Hartline (523 comp.), 2007-10
816	Bill Ransdell (469 comp.), 1983-86

**Most Passes Attempted, Season**

559	Jared Lorenzen (321 comp.), 2000
553	Tim Couch (400 comp.), 1998
547	Tim Couch (363 comp.), 1997
518	Andre' Woodson (327 comp.), 2007
465	Dusty Bonner (303 comp.), 1999

**Most Passes Attempted, Game**

67	Tim Couch vs. Arkansas (47), Oct. 3, 1998
66	Tim Couch vs. LSU (41), Nov. 1, 1997
62	Dusty Bonner vs. Louisville (34), Sept. 4, 1999

Andre' Woodson vs. Tennessee (39), Nov. 24, 2007

**Pass Completions****Most Passes Completed, Career**

862	Jared Lorenzen (1514 att.), 2000-03
795	Tim Couch (1184 att.), 1996-98
791	Andre' Woodson (1278 att.), 2004-07
523	Mike Hartline (855 att.), 2007-10
469	Bill Ransdell (816 att.), 1983-86

**Most Passes Completed, Season**

400	Tim Couch (553 att.), 1998
363	Tim Couch (547 att.), 1997
327	Andre' Woodson (518 att.), 2007
321	Jared Lorenzen (559 att.), 2000
303	Dusty Bonner (465 att.), 1999

**Most Passes Completed, Game**

47	Tim Couch vs. Arkansas (67), Oct. 3, 1998
44	Tim Couch vs. Vanderbilt (53), Nov. 14, 1998
41	Tim Couch vs. LSU (66), Nov. 1, 1997
	Tim Couch vs. Georgia (55), Oct. 25, 1997
40	Tim Couch vs. Florida (61), Sept. 26, 1998

**Net Passing Yards****Most Yards Passing, Career**

10354	Jared Lorenzen (862/1514), 2000-03
9360	Andre' Woodson (791/1278), 2004-07
8435	Tim Couch (795/1184), 1996-98
5680	Mike Hartline (523/855), 2007-10
5564	Bill Ransdell (469/816), 1983-86
5233	Will Lewis (418/636), 2021-22
5099	Patrick Towles (427/759), 2012, 2014-15

**Most Yards Passing, Season**

4275	Tim Couch (400/553), 1998
3884	Tim Couch (363/547), 1997
3709	Andre' Woodson (327/518), 2007
3687	Jared Lorenzen (321/559), 2000
3515	Andre' Woodson (264/419), 2006
3266	Dusty Bonner (303/465), 1999
3178	Mike Hartline (268/405), 2010
2826	Will Lewis (233/353), 2021

**Most Yards Passing, Game**

528	Jared Lorezen vs. Georgia (39/58), Oct. 21, 2000
499	Tim Couch vs. Arkansas (47/67), Oct. 3, 1998
498	Tim Couch vs. Louisville (29/39), Sept. 5, 1998
492	Tim Couch vs. Vanderbilt (44/53), Nov. 14, 1998
476	Tim Couch vs. Tennessee (35/50), Nov. 22, 1997

**Completion Percentage****Best Completion Pct., Career (min. 300 comp.)**

.671	Tim Couch (795/1184), 1996-98
.657	Will Lewis (418/636), 2021-22
.653	Dusty Bonner (313/479), 1997, 99
.650	Terry Wilson (338/520), 2018-2020
.619	Andre' Woodson (791/1278), 2004-07
.612	Mike Hartline (523/855), 2007-10
.5749	Stephen Johnson (334/581), 2016-17
.5748	Bill Ransdell (469/816), 1983-86

**Best Completion Pct., Season (min. 100 comp.)**

.723	Tim Couch (400/553), 1998
.687	Maxwell Smith (103/150), 2012
.672	Terry Wilson (180/268), 2018
.664	Tim Couch (363/547), 1997
.662	Mike Hartline (268/405), 2010
.660	Will Levis (233/353), 2021
.654	Will Levis (185/283), 2022
.652	Dusty Bonner (303/465), 1999

**Best Completion Percentage, Game (min. 10 comp.)**

.869	Bill Ransdell (20/23) vs. Florida, Nov. 15, 1986
.866	Kevin Dooley (13/15) vs. Indiana, Sept. 19, 1987
.866	Terry Wilson (13/15) vs. Vanderbilt, Nov. 14, 2020

**Consecutive Completions****Most Consecutive Completions, Game**

16	Dusty Bonner vs. UConn (34/40), Sept. 11, 1999
13	Tim Couch vs. Georgia (34/46), Oct. 24, 1998
	Tim Couch vs. EKU (32/41), Sept. 12, 1998
	Tim Couch vs. Tennessee (35/50), Nov. 22, 1997

**Touchdown Passes****Most Touchdown Passes Thrown, Career**

79	Andre' Woodson, 2004-07
78	Jared Lorenzen, 2000-03
74	Tim Couch, 1996-98
50	Babe Parilli, 1949-51
43	Will Levis, 2021-22
38	Mike Hartline, 2007-10

**Most Touchdown Passes Thrown, Season**

40	Andre' Woodson, 2007
37	Tim Couch, 1997
36	Tim Couch, 1998
31	Andre' Woodson, 2006
26	Dusty Bonner, 1999

**Most Touchdown Passes Thrown, Game**

7	Tim Couch vs. Indiana, Sept. 20, 1997
	Tim Couch vs. Louisville, Sept. 5, 1998
6	Andre' Woodson vs. Tennessee, Nov. 24, 2007
	Jared Lorenzen vs. Vanderbilt, Nov. 10, 2001
	Tim Couch vs. Northeast Louisiana, Oct. 18, 1997

**Most Consecutive Games with a Passing TD**

22	Tim Couch, 1997-98
19	Andre' Woodson, 2006-07
16	Jared Lorenzen, 2001-02
11	Mike Hartline, 2010

**Longest Pass****Longest Pass From Scrimmage, Game**

t97	Tim Couch/Craig Yeast vs. Florida, Sept. 26, 1998
t92	Dave Bair/Dicky Lyons vs. Georgia, Oct. 26, 1968
89	Jared Lorenzen/Derek Smith vs. Georgia, Oct. 21, 2000
t88	Max Smith/Javess Blue vs. Miami (OH), Sept. 7, 2013
t87	Tim Couch/Kio Sanford vs. Tennessee, Nov. 22, 1997

**Most 300-Yard Passing Games, Career**

20	Tim Couch, 1996-98
15	Jared Lorenzen, 2000-03
7	Andre' Woodson, 2004-07
7	Will Levis, 2021-22
5	Patrick Towles, 2012, 2014-15
	Dusty Bonner, 1997, 1999

**Most 300-Yard Passing Games, Season**

11	Tim Couch, 1998
9	Tim Couch, 1997
8	Jared Lorenzen, 2000
5	Jared Lorenzen, 2001
	Dusty Bonner, 1999

**Most Consecutive 300-Yard Passing Games**

12	Tim Couch, 1997-98
5	Jared Lorenzen, 2001
	Tim Couch, 1997
4	Jared Lorenzen, 2000

**Most Victories as Starting QB, Career (starting lineups available since 1993)**

19	Andre' Woodson, 2004-07
17	Will Levis, 2021-22
	Terry Wilson, 2018-20

**Interceptions Thrown****Most Interceptions Thrown, Career**

53	Randy Jenkins, 1979-83
44	Rick Norton, 1963-65
41	Jared Lorenzen, 2000-03

**Most Interceptions Thrown, Season**

21	Dave Bair, 1967
	Jared Lorenzen, 2000
20	Randy Jenkins, 1982
19	Tim Couch, 1997

**Most Interceptions Thrown, Game**

6	Bernie Scruggs vs. West Virginia, Nov. 1, 1969
	Rick Norton vs. LSU, Oct. 16, 1965
5	Dave Bair vs. Tennessee, Nov. 25, 1967
	Dusty Bonner vs. Tennessee, Nov. 20, 1999

**Consecutive Passes Without Interception**

325	Andre' Woodson, 2006-07
159	Patrick Towles, 2014
153	Andre' Woodson, 2004-05
152	Jared Lorenzen, 2002

**RECEIVING****Receptions****Most Pass Receptions, Career**

208	Craig Yeast (2899 yards), 1995-98
197	Derek Abney (2339 yards), 2000-03
194	Anthony White (1520 yards), 1996-99
189	Keenan Burton (2376 yards), 2003-07
155	Garrett Johnson (2089 yards), 2014-17
144	Randall Cobb (1661 yards), 2008-10

**Most Pass Receptions, Season**

104	Wan'Dale Robinson (1334 yards), 2021
90	James Whalen (1019 yards), 1999
85	Craig Yeast (1311 yards), 1998
84	Randall Cobb (1017 yards), 2010
78	Anthony White (582 yards), 1998
77	Keenan Burton (1036 yards), 2006

**Most Pass Receptions, Game**

16	Craig Yeast (269) vs. Vanderbilt, Nov. 14, 1998
13	Wan'Dale Robinson (166) vs. Tennessee, Nov. 6, 2021
	Lynn Bowden Jr. (166) vs. Missouri, Oct. 27, 2018
	Randall Cobb (116) vs. Tennessee, Nov. 27, 2010
	Matt Roark (116) vs. Mississippi St., Oct. 29, 2011

**Net Receiving Yards****Most Receiving Yards, Career**

2899	Craig Yeast (208 rec.), 1995-98
2376	Keenan Burton (189 rec.), 2003-07
2339	Derek Abney (197 rec.), 2000-03
2089	Garrett Johnson (155 rec.) 2014-17
1752	Dicky Lyons Jr. (141 rec.), 2004, 2006-08
1743	Quentin McCord (112 rec.), 1996, 1998-2000

**Most Receiving Yards, Season**

1334	Wan'Dale Robinson (104 rec.), 2021
1311	Craig Yeast (85 rec.), 1998
1041	Steve Johnson (60 rec.), 2007
1036	Keenan Burton (77 rec.), 2006
1019	James Whalen (90 rec.), 1999
1017	Randall Cobb (84 rec.), 2010

**Most Receiving Yards, Game**

269	Craig Yeast vs. Vanderbilt (16), Nov. 14, 1998
206	Craig Yeast vs. Florida (6), Sept. 26, 1998
185	Rick Kestner vs. Ole Miss (9), Sept. 26, 1964
181	Wan'Dale Robinson vs. New Mexico State (8), Nov. 20, 2021
177	Chris Matthews vs. S. Carolina (12), Oct. 16, 2010
171	Randall Cobb vs. Miss. State (10), Oct. 30, 2010
	Keenan Burton vs. Vanderbilt (11), Nov. 11, 2006

**Most 100-Yard Receiving Games, Season**

7	Craig Yeast (1998)
6	Wan'Dale Robinson (2021)
5	James Whalen (1999)
4	Randall Cobb (2010)
	Stevie Johnson (2007)
	Keenan Burton (2006)
	Quentin McCord (2000)

**Most Consecutive 100-Yard Receiving Games**

3	Wan'Dale Robinson (2021)
	Derek Abney (2001)

**Average Yards Per Reception****Best Yards Per Reception Average, Career (min. 40)**

19.7	Larry Seiple (72/1422), 1964-66
16.9	Jeff Badet (82/1385), 2013-16
16.7	Felix Wilson (90/1508), 1977-79
	Steve Johnson (72/1200), 2006-07
16.5	Aaron Boone (59/974), 2001-02

**Best Yards Per Reception Average, Season (min. 20)**

23.5	Larry Seiple (27/635), 1965
21.6	Jeff Badet (31/670), 2016
18.1	Javess Blue (29/525), 2014
17.9	Allan Watson (30/536), 1980
17.8	Larry Seiple (28/499), 1966
	Quentin McCord (45/799), 2000

**Touchdown Receptions****Most Touchdown Pass Receptions, Career**

28	Craig Yeast, 1995-98
25	Keenan Burton, 2003-07
18	Derek Abney, 2000-03
	Dicky Lyons Jr., 2004, 2006-08
17	Steve Meilinger, 1951-53
	La'Rod King, 2009-12

**Most Touchdown Pass Receptions, Season**

14	Craig Yeast, 1998
13	Steve Johnson, 2007
12	Keenan Burton, 2006

**Most Touchdown Pass Receptions, Game**

4	Al Bruno vs. North Dakota, Nov. 18, 1950
	Craig Yeast vs. Indiana, Sept. 20, 1997
	James Whalen vs. Georgia, Oct. 23, 1999

**Most Consecutive Games With a Receiving TD**

7	Craig Yeast, 1998
---	-------------------

**ALL-PURPOSE****All Purpose Plays****Most All-Purpose Plays, Career**

799	Sonny Collins (4123 yards), 1972-75
778	Rafael Little (5343 yards), 2004-07
774	Benny Snell Jr. (4214 yards), 2016-18
758	George Adams (4080 yards), 1981-84
668	Derrick Locke (4973 yards), 2007-10

**Most All-Purpose Plays, Season**

320	Artose Pinner (1678 yards), 2002
317	Moe Williams (1826 yards), 1995
306	Benny Snell Jr. (1554 yards), 2018
301	George Adams (1689 yards), 1984
273	Benny Snell Jr. (1392 yards), 2017
267	Rafael Little (1982 yards), 2005

**Total Net Yards****Most All-Purpose Yards Gained, Career**

5856	Derek Abney (395 plays), 2000-03
5343	Rafael Little (778 plays), 2004-07
4973	Derrick Locke (668 plays), 2007-10
4674	Randall Cobb (479 plays), 2008-10
4660	Lynn Bowden Jr. (400), 2017-19
4280	Craig Yeast (287 plays), 1995-98

**Most All-Purpose Yards Gained, Season**

2396	Randall Cobb (198 plays), 2010
2089	Lynn Bowden (228), 2019
1982	Rafael Little (267 plays), 2005





- 1922 Derek Abney (109 plays), 2002  
 1845 Keenan Burton (113 plays), 2006  
 1841 Craig Yeast (116 plays), 1998

**Most All-Purpose Yards Gained, Game**

- 429 Moe Williams vs. S. Carolina (45 plays), Sept. 23, 1995  
 372 Rafael Little vs. Vanderbilt (35 plays), Nov. 12, 2005  
 289 Ray Davis vs. Florida (27 plays), Sept. 30, 2023  
 284 Lynn Bowden vs. Louisville (22 plays), Nov. 30, 2019

**Average Yards Per Play****Best Yards Per Play Average, Career (min. 300)**

- 14.83 Derek Abney (395/5856), 2000-03  
 11.65 Lynn Bowden (400/4660), 2017-19  
 9.76 Randall Cobb (479/4674), 2008-10  
 8.44 Calvin Bird (318/2686), 1958-60

**Best Yards Per Play Average, Season (min. 150)**

- 12.10 Randall Cobb (198/2396), 2010  
 9.84 Randall Cobb (170/1673), 2009  
 9.16 Lynn Bowden (228/2089), 2019  
 7.51 Dicky Lyons Sr. (188/1413), 1967

**SCORING****Points Scored****Most Points Scored, Career**

- 359 Austin MacGinnis (72fg/143pat), 2014-17  
 305 Lones Seiber (49fg/158pat), 2006-09  
 290 Benny Snell Jr. (48td/1-2pt), 2016-18  
 246 Joey Worley (57fg/75pat), 1984-87  
 245 Matt Ruffolo (42fg/119pat), 2019-22  
 232 Seth Hanson (35fg/127pat), 1997-98, 2000-01  
 226 Taylor Begley (36fg/118pat), 2002-05  
 Randall Cobb (37td/2pat), 2008-10

**Most Points Scored, Season**

- 126 Ray Davis (21td), 2023  
 116 Benny Snell Jr. (19td/1conv), 2017  
 104 Austin MacGinnis (21fg/41pat), 2014  
 102 Austin MacGinnis (22fg/36pat), 2017  
 Moe Williams (17td), 1995  
 99 Lones Seiber (16fg/51pat), 2007

**Most Points Scored, Game**

- 25 Calvin Bird vs. Hawaii (4td/1pat), Sept. 13, 1958  
 24 Ray Davis vs. Florida (4td), Sept. 30, 2023  
 Will Levis vs. Louisville (4td), Nov. 27, 2021  
 Lynn Bowden vs. Louisville (4td), Nov. 30, 2019  
 Benny Snell Jr. vs. Miss. St. (4td), Sept. 22, 2018  
 Benny Snell Jr. vs. New Mexico St. (4td),  
 Sept. 17, 2016  
 Artose Pinner vs. Vanderbilt (4td), Nov. 16, 2002  
 Artose Pinner vs. Middle Tenn. (4td), Sept. 21, 2002  
 James Whalen vs. Georgia (4td), Oct. 23, 1999  
 Craig Yeast vs. Indiana (4td), Sept. 20, 1997  
 Moe Williams vs. S. Carolina (4td), Sept. 23, 1995  
 Sonny Collins vs. Miss. State (4td), Oct. 6, 1973  
 Rodger Bird vs. Vanderbilt (4td), Nov. 6, 1965  
 Al Bruno vs. N.Dakota (4td), Nov. 18, 1950  
 Don Phelps vs. Michigan St. (4td), Nov. 2, 1946

**Most Points Scored By Kicker, Career**

- 359 Austin MacGinnis (72fg/143pat), 2014-17  
 305 Lones Seiber (49fg/158pat), 2006-09  
 246 Joey Worley (57fg/75pat), 1984-87  
 245 Matt Ruffolo (42fg/119pat), 2019-22  
 232 Seth Hanson (35fg/127pat), 1997-98, 2000-01

**Most Points Scored By Kicker, Season**

- 104 Austin MacGinnis (21fg/41pat), 2014  
 102 Austin MacGinnis (22fg/36pat), 2017  
 99 Lones Seiber (16fg/51pat), 2007  
 92 Austin MacGinnis (16fg/44pat), 2010  
 84 Matt Ruffolo (10fg/54pat), 2021  
 81 Seth Hanson (11fg/48pat), 1998  
 78 Alex Raynor (10fg/48pat), 2023  
 77 Marc Samuel (14fg/35pat), 1999

**Most Points Scored by Kicker, Game**

- 18 Doug Pelfrey vs. Miss. State (5/3), Oct. 31, 1992  
 16 Austin MacGinnis vs. Louisville (4/4), Nov. 29, 2014  
 Austin MacGinnis vs. Missouri (4/4), Oct. 7, 2017  
 15 Ken Willis vs. Rutgers (4/3), Oct. 14, 1989  
 Taylor Begley vs. Indiana (3/6), Sept. 18, 2004

**Touchdowns****Most Touchdowns Scored, Career**

- 48 Benny Snell Jr., 2016-18  
 37 Randall Cobb, 2008-10  
 Craig Yeast, 1995-98  
 35 Chris Rodriguez Jr., 2018-22  
 27 Moe Williams, 1993-95  
 George Adams, 1981-84  
 Rodger Bird, 1963-65  
 Derrick Locke, 2007-10

**Most Touchdowns Scored, Season**

- 19 Benny Snell Jr., 2017  
 17 Moe Williams, 1995  
 16 Benny Snell Jr., 2018  
 15 Randall Cobb, 2009  
 Artose Pinner, 2002  
 Craig Yeast, 1998

**Most Touchdowns Scored, Game**

- 4 Ray Davis vs. Florida, Sept. 30, 2023  
 Will Levis vs. Louisville, Nov. 27, 2021  
 Lynn Bowden Jr. vs. Louisville, Nov. 30, 2019  
 Benny Snell Jr. vs. Mississippi St., Sept. 22, 2018  
 Benny Snell Jr. vs. New Mexico St., Sept. 17, 2016  
 Artose Pinner vs. Vanderbilt, Nov. 16, 2002  
 Artose Pinner vs. Middle Tennessee, Sept. 21, 2002  
 James Whalen vs. Georgia, Oct. 23, 1999  
 Craig Yeast vs. Indiana, Sept. 20, 1997  
 Moe Williams vs. South Carolina, Sept. 23, 1995  
 Sonny Collins vs. Miss. State, Oct. 6, 1973  
 Rodger Bird vs. Vanderbilt, Nov. 6, 1965  
 Calvin Bird vs. Hawaii, Sept. 13, 1958  
 Al Bruno vs. North Dakota, Nov. 18, 1950  
 Don Phelps vs. Michigan St., Nov. 2, 1946



### **Most Game-Winning Drives in 4th Quarter/OT, Career (since 1955)**

7	Andre' Woodson, 2004-07
5	Stephen Johnson, 2016-17
	Bill Ransdell, 1983-86
4	Will Levis, 2021-22
	Mike Hartline, 2007-10
	Freddie Maggard, 1989-91
	Rick Norton, 1963-65
	Jerry Woolum, 1960-62

### **Field Goals**

#### **Most Field Goals Made, Career**

72	Austin MacGinnis (91 att.), 2014-17
57	Joey Worley (85 att.), 1984-87
49	Lones Seiber (79 att.), 2006-09
42	Matt Ruffolo (56 att.), 2019-22
36	Taylor Begley (53 att.), 2002-05
35	Seth Hanson (48 att.), 1997-98, 2000-01
34	Doug Pelfrey (52 att.), 1990-92

#### **Most Field Goals Made, Season**

22	Austin MacGinnis (28 att.), 2017
21	Austin MacGinnis (27 att.), 2014
19	Joey Worley (28 att.), 1985
17	Ken Willis (22 att.), 1989
	Joey Worley (25 att.), 1986
16	Austin MacGinnis (19 att.), 2016
	Matt Ruffolo (24 att.), 2022

#### **Most Field Goals Made, Game**

5	Doug Pelfrey vs. Miss. State (7), Oct. 31, 1992
4	Matt Ruffolo vs. Louisville (4), Nov. 26, 2022
	Austin MacGinnis vs. Miss. State (5), Oct. 22, 2016
	Austin MacGinnis vs. Louisville (4), Nov. 29, 2014
	Ken Willis vs. Rutgers (4), Oct. 14, 1989
	Joey Worley vs. So. Miss. (4), Oct. 4, 1986
	Joey Worley vs. BGSU (4), Sept. 14, 1985
	Joey Worley vs. Clemson (4), Oct. 5, 1985

#### **Most Field Goals Attempted, Career**

91	Austin MacGinnis (72 made), 2014-17
85	Joey Worley (57 made), 1984-87
79	Lones Seiber (49 made), 2006-09
56	Matt Ruffolo (42 made), 2019-22
55	John Pierce (24 made), 1974-76
53	Taylor Begley (36 made), 2002-05

#### **Most Field Goals Attempted, Season**

28	Austin MacGinnis (22 made), 2017
	Joey Worley (19 made), 1985
27	Austin MacGinnis (21 made), 2014
	John Pierce (10 made), 1975
25	Lones Seiber (16 made), 2007
	Joey Worley (17 made), 1986

#### **Most Field Goals Attempted, Game**

7	Doug Pelfrey vs. Miss. State (5), Oct. 31, 1992
---	---

### **Best Field Goal Percentage, Career (min. 10 made)**

.909	Alex Raynor (10/11), 2023-present
.857	Joe Mansour (12/14), 2010-13
.824	Marc Samuel (14/17), 1997, 99
.791	Austin MacGinnis (72/91), 2014-17
.750	Matt Ruffolo (42/56), 2019-22
.729	Seth Hanson (35/48), 1997-98, 2000-01
.707	Ken Willis (29/41), 1987-89

### **Best Field Goal Percentage, Season (min. 5 made)**

.909	Alex Raynor (10/11), 2023
.882	Seth Hanson (15/17), 2000
.857	Matt Ruffolo (12/14), 2020
	Joe Mansour (12/14), 2013
	Craig McIntosh (12/14), 2011
.842	Austin MacGinnis (16/19), 2016
.833	Bob Jones (10/12), 1970
.824	Marc Samuel (14/17), 1999

### **Longest Field Goals**

54	Austin MacGinnis vs. Tennessee, Nov. 15, 2014
53	Austin MacGinnis vs. Missouri, Oct. 7, 2017
	Austin MacGinnis vs. Ohio, Sept. 6, 2014
	Doug Pelfrey vs. Indiana, Sept. 21, 1991
	Doug Pelfrey vs. Cincinnati, Nov. 2, 1991

### **Consecutive Field Goals Made**

11	Austin MacGinnis, 2017
	Austin MacGinnis, 2014-15
9	Taylor Begley, 2005
8	Matt Ruffolo, 2021-22
	Craig McIntosh, 2010
7	Craig McIntosh, 2011
7	Matt Ruffolo, 2020-21
7	Alex Raynor, 2023

### **PATs by Kicking**

#### **Most PATs Made By Kicking, Career**

158	Lones Seiber (164 att.), 2006-09
143	Austin MacGinnis (145 att.), 2014-17
127	Seth Hanson (135 att.), 1997-98, 2000-01
119	Matt Ruffolo (126 att.), 2019-22
118	Taylor Begley (125 att.), 2002-05

#### **Most PATs Made By Kicking, Season**

54	Matt Ruffolo (56 att.), 2021
51	Lones Seiber (54 att.), 2007
48	Alex Raynor (49 att.), 2023
48	Seth Hanson (51 att.), 1998
44	Austin MacGinnis (45 att.), 2016
41	Austin MacGinnis (41 att.), 2014

#### **Most PATs Made By Kicking, Game**

10	Bob Gain vs. North Dakota (10), Nov. 18, 1950
----	---

#### **Most PATs Attempted By Kicking, Career**

164	Lones Seiber (158 made), 2006-09
145	Austin MacGinnis (143 made), 2014-17
135	Seth Hanson (127 made), 1997-98, 2000-01
126	Matt Ruffolo (119 made), 2019-22
125	Taylor Begley (118 made), 2002-05

**Most PATs Attempted by Kicking, Season**

56	Matt Ruffolo (54 made), 2021
54	Lones Seiber (51 made), 2007
51	Seth Hanson (48 made), 1998
49	Alex Raynor (48 made), 2023
45	Austin MacGinnis (44 made), 2016
41	Austin MacGinnis (41 made), 2014
	Lones Seiber (40 made), 2009
	Bob Gain (37 made), 1950

**Most PATs Attempted by Kicking, Game**

10	Bob Gain vs. North Dakota (10), Nov. 18, 1950
----	---

**Best PAT Percentage, Career (min. 30)**

1.000	Brian Johnson (40/40), 1995-97
.987	Joey Worley (75/76), 1984-87
.986	Austin MacGinnis (143/145), 2014-17

**Best PAT Percentage, Season (min. 40)**

1.000	Austin MacGinnis (41/41), 2014
	Taylor Begley (40/40), 2003

**Consecutive PATs Made, Career**

92	Taylor Begley, 2002-05
67	Austin MacGinnis, 2014-17
63	Joey Worley, 1984-87

**PUNTING****Punts****Most Total Punts, Career**

256	Landon Foster (10,693), 2012-15
248	Dave Hardt (9737 yards), 1968-70
229	Jimmy Carter (8828 yards), 1995-98
212	Ryan Tydlacka (8880 yards), 2008-11
207	Tim Masthay (8313 yards), 2005-08

**Most Total Punts, Season**

91	Jimmy Carter (3597 yards), 1996
90	Dave Hardt (3471 yards), 1970
80	Dave Hardt (3257 yards), 1969
79	Ryan Tydlacka (3448 yards), 2011

**Most Total Punts, Game**

13	Jimmy Carter vs. Florida (539), Sept. 28, 1996
	Dave Hardt vs. Kansas State (537), Sept. 19, 1970
	Jay Tesar vs. LSU (449), Oct. 19, 1985

**Total Punting Yards****Most Total Punting Yards, Career**

10693	Landon Foster (256 punts), 2012-15
9737	Dave Hardt (248 punts), 1968-70
8880	Ryan Tydlacka (212 punts), 2008-11
8828	Jimmy Carter (229 punts), 1995-98
8432	Paul Calhoun (198 punts), 1981-84

**Most Total Punting Yards, Season**

3597	Jimmy Carter (91 punts), 1996
3471	Dave Hardt (90 punts), 1970
3448	Ryan Tydlacka (79 punts), 2011
3257	Dave Hardt (80 punts), 1969

**Most Total Punting Yards, Game**

539	Jimmy Carter vs. Florida (13), Sept. 28, 1996
537	Dave Hardt vs. Kansas St. (13), Sept. 19, 1970
472	Dave Hardt vs. Georgia (11), Oct. 25, 1969
466	Paul Calhoun vs. Georgia (11), Oct. 27, 1984

**Punting Average****Best Average Yards Per Punt, Career (min. 75)**

45.96	Max Duffy (151/6940), 2018-2020
44.43	Glenn Pakulak (134/5954), 2000-02
44.32	Colin Goodfellow (77/3413), 2020-22
42.58	Paul Calhoun (198/8432), 1981-84
41.89	Ryan Tydlacka (212/8880), 2008-11
41.76	Landon Foster (256/10,693), 2012-15
40.16	Tim Masthay (207/8313), 2005-08

**Best Average Yards Per Punt, Season (min. 30)**

48.12	Max Duffy (49/2358), 2019
45.94	Colin Goodfellow (35/1608), 2021
45.58	Glenn Pakulak (66/3008), 2002
45.23	Tim Masthay (53/2397), 2008
45.12	Max Duffy (42/1895), 2020
44.78	Max Duffy (60/2687), 2018
44.61	Paul Calhoun (60/2677), 1984
44.50	Glenn Pakulak (56/2492), 2001

**Best Average Yards Per Punt, Game (min. 5)**

56.50	Bill Hawk vs. Tennessee (6/339), Nov. 23, 1991
54.00	Max Duffy vs. Toledo (6/324), Aug. 31, 2019
53.80	Bill Hawk vs. Vanderbilt (5/269), Nov. 9, 1991
53.00	Lou Michaels vs. Florida (5/265), Oct. 5, 1957

**Best Average Yards Per Punt, Game (min. 8)**

51.11	Max Duffy vs. South Carolina (9/460), Sept. 29, 2019
48.70	Max Duffy vs. Texas A&M (10/487), Oct. 6, 2018
48.38	Landon Foster vs. Arkansas (8/387), Oct. 13, 2012
47.25	Matt Pantone vs. E. Mich. (8/378), Sept. 30, 2017
47.22	Paul Calhoun vs. Va. Tech (9/425), Oct. 30, 1982
46.50	Glenn Pakulak vs. Indiana (8/372), Dec. 1, 2001
45.66	Rodger Bird vs. Vanderbilt (9/411), Nov. 9, 1963

**Best Average Yards Per Punt, Game (min. 10)**

48.70	Max Duffy vs. Texas A&M (10/487), Oct. 6, 2018
42.90	Dave Hardt vs. Georgia (11/472), Oct. 25, 1969
42.40	Ryan Tydlacka vs. LSU (10/424), Oct. 1, 2011
42.36	Paul Calhoun vs. Georgia (11/466), Oct. 27, 1984

**Long Punts****Longest Punts, Game**

80	Paul Calhoun vs. Indiana, Sept. 27, 1983
78	Randy Jenkins vs. Tennessee, Nov. 19, 1983

**PUNT RETURNS****Punt Returns****Most Punts Returned, Career**

113	Mike Siganos (785 yards), 1974-77
88	Derek Abney (1042 yards), 2000-03
69	Dicky Lyons Sr. (1065 yards), 1966-68

**Most Punts Returned, Season**

43	Mike Siganos (308 yards), 1977
40	Mike Siganos (216 yards), 1976
36	Derek Abney (544 yards), 2002

**Most Punts Returned, Game**

9	Mike Siganos vs. Tennessee (85), Nov. 20, 1976
7	Chris Jacobs vs. LSU (88), Oct. 18, 1980

**Punt Return Yards****Most Punt Return Yards, Career**

1065	Dicky Lyons Sr. (69 ret.), 1966-68
1042	Derek Abney (88 ret.), 2000-03
854	Rafael Little (60 ret.), 2004-07

**Most Punt Return Yards, Season**

544	Derek Abney (36 ret.), 2002
420	Andy Molls (33 ret.), 1981
419	Dicky Lyons Sr. (25 ret.), 1966

**Most Punt Return Yards, Game**

195	Andy Molls vs. Vanderbilt (6), Nov. 11, 1981
148	Rafael Little vs. Texas State (6), Sept. 9, 2006
136	Derek Abney vs. Mississippi State (4), Nov. 2, 2002

**Average Yards Per Return****Best Average Yardage Per Punt Return, Career**

(min. 40)

15.4	Dicky Lyons Sr. (69/1065), 1966-68
14.2	Rafael Little (60/854), 2004-07
12.2	Don Phelps (64/780), 1946-49

**Best Average Yardage Per Punt Return, Season**

(min. 10)

22.64	Rafael Little (14/317), 2006
19.13	Don Phelps (15/287), 1946
16.90	Rafael Little (21/355), 2005

**Best Average Yardage Per Punt Return, Game**

(min. 3)

34.0	Derek Abney vs. Miss. St. (4/136), Nov. 2, 2002
33.3	Kio Sanford vs. Louisville (3/100), Aug. 31, 1996
32.5	Andy Molls vs. Vanderbilt (6/195), Nov. 7, 1981

**Punt Return Touchdowns****Most Punt Return Touchdowns, Career**

6	Derek Abney, 2000-03
3	Dicky Lyons Sr., 1966-68 Larry Carter, 1976-79

**Most Punt Return Touchdowns, Season**

4	Derek Abney, 2002
2	Lynn Bowden Jr., 2018 Larry Carter, 1978 Dicky Lyons Sr., 1966 Calvin Bird, 1959

**Most Punt Return Touchdowns, Game**

2	Derek Abney vs. Mississippi State, Nov. 2, 2002
---	---

**Long Returns****Longest Punt Returns, Game**

t97	Dicky Lyons Sr. vs. Houston, Nov. 12, 1966
t88	Larry Carter vs. Virginia Tech, Nov. 4, 1978 Don Phelps vs. Marquette, Nov. 9, 1946

**KICKOFF RETURNS****Most Kickoff Returns****Most Kickoff Returns, Career**

95	Derek Abney (2315 yards), 2000-03
74	Kurt Johnson (1560 yards), 1989-92 Kio Sanford (1669 yards), 1994-97
71	Lynn Bowden (1628), 2017-19
67	Keenan Burton (1715 yards), 2003-07

**Most Kickoff Returns, Season**

37	Lynn Bowden Jr. (869 yards), 2017
34	Kendrick Shanklin (730 yards), 2000
33	Kio Sanford (820 yards), 1994 Derek Abney (739 yards), 2001

**Most Kickoff Returns, Game**

7	Lynn Bowden Jr. vs. Louisville (110), Nov. 25, 2017 Mychal Bailey vs. Florida (148), Sept. 24, 2011 Kio Sanford vs. Tennessee (133), Nov. 19, 1994
---	--

**Kickoff Return Yards****Most Kickoff Return Yards, Career**

2315	Derek Abney (95 ret.), 2000-03
1715	Keenan Burton (67 ret.), 2003-07
1669	Kio Sanford (74 ret.), 1994-97
1628	Lynn Bowden (71 ret.), 2017-19

**Most Kickoff Return Yards, Season**

869	Lynn Bowden Jr. (37 ret.), 2017
820	Kio Sanford (33 ret.), 1994
804	Derek Abney (30 ret.), 2002
765	Keenan Burton (31 ret.), 2006

**Most Kickoff Return Yards, Game**

191	Derrick Locke vs. Louisville (4), Sept. 9, 2009
185	Keenan Burton vs. Louisville (5), Sept. 3, 2006
180	Barion Brown vs. Louisville (4), Nov. 25, 2023
166	Roger Gann vs. Indiana (4), Sept. 20, 1969
164	Barion Brown vs. Ole Miss (3), Oct. 1, 2022

**Average Yards Per Return****Best Average Yardage Per Kickoff Return, Career**

(min. 30)

31.75	Barion Brown (32/1016), 2022-present
27.11	Derrick Locke (54/1464), 2007-10
27.05	Calvin Bird (37/1001), 1958-60
25.60	Keenan Burton (67/1715), 2003-07
24.88	Craig Yeast (42/1045), 1995-98

**Best Average Yardage Per Kickoff Return, Season**

(min. 10)

36.00	Barion Brown (16/576), 2023
30.42	Calvin Bird (14/426), 1959
30.18	Rodger Bird (11/332), 1963
29.29	Craig Yeast (14/410), 1998

**Kickoff Return Touchdowns****Most Kickoff Return Touchdowns, Career**

- 4 Barion Brown, 2022-present
- 3 Craig Yeast, 1995-98

**Most Kickoff Return Touchdowns, Season**

- 3 Barion Brown, 2023
- 2 Derek Abney, 2002

**Most Kickoff Return Touchdowns, Game**

- 1 Barion Brown vs. Ball State (99), Sept. 2, 2023
- Barion Brown vs. Louisville (100), Nov. 25, 2023
- Barion Brown vs. Clemson (100), Dec. 29, 2023
- Barion Brown vs. Miami (OH) (100), Sept. 22, 2022
- Derrick Locke vs. Louisville (100), Sept. 19, 2009
- David Jones vs. East Carolina (99), Jan. 2, 2009
- Derrick Locke vs. Western Ky. (100), Sept. 27, 2008
- Keenan Burton vs. Louisville (100), Sept. 3, 2006
- Rafael Little vs. Idaho State (99), Sept. 10, 2005
- Derek Abney vs. Vanderbilt (95), Nov. 16, 2002
- Derek Abney vs. Florida (100), Sept. 28, 2002
- Craig Yeast vs. Florida (100), Sept. 26, 1998
- Craig Yeast vs. Vanderbilt (97), Nov. 15, 1997
- Craig Yeast vs. South Carolina (95), Oct. 12, 1996
- Kio Sanford vs. NE Louisiana (96), Nov. 12, 1994
- Kurt Johnson vs. Georgia (100), Oct. 28, 1989
- Doug Kotar vs. Clemson (98), Sept. 11, 1971
- Roger Gann vs. Indiana (95), Sept. 20, 1969
- Dicky Lyons Sr. vs. LSU (95), Oct. 21, 1967
- Rodger Bird vs. Va. Tech (92), Sept. 21, 1963
- Calvin Bird vs. Xavier (89), Nov. 14, 1959
- Don Phelps vs. Mich. St. (85), Nov. 2, 1946

**Long Returns****Longest Kickoff Returns, Game**

- t100 Barion Brown vs. Louisville (100), Nov. 25, 2023
- Barion Brown vs. Clemson (100), Dec. 29, 2023
- Barion Brown vs. Miami (OH), Sept. 22, 2022
- Derrick Locke vs. Louisville, Sept. 19, 2009
- Derrick Locke vs. Western Ky., Sept. 27, 2008
- Keenan Burton vs. Louisville, Sept. 3, 2006
- Derek Abney vs. Florida, Sept. 28, 2002
- Craig Yeast vs. Florida, Sept. 26, 1998
- Kurt Johnson vs. Georgia, Oct. 28, 1989

**INTERCEPTIONS****Most Interceptions****Most Interceptions, Career**

- 14 Darryl Bishop (376 yards), 1971-73
- 11 Wilbur Jamerson (310 yards), 1947-50
- Tony Mayes (74 yards), 1983-86
- 10 Mike Edwards (146 yards), 2015-18
- Marcus McClinton (55), 2004-08
- Larry Carter (176), 1977-79
- Buzz Burnam (57), 1970-72

**Most Interceptions, Season**

- 9 Jerry Claiborne (130 yards), 1949
- 7 Paul Calhoun (91 yards), 1984
- 6 Sam Maxwell (92 yards), 2009
- Marcus Jenkins (45 yards), 1993

**Most Interceptions, Game**

- 3 Greg Long vs. N.Texas (155 yards), Sept. 5, 1981
- Clayton Webb vs. Xavier (71 yards), Sept. 25, 1948
- Marcus Jenkins vs. Florida (34 yards), Sept. 11, 1993
- Terry Beadles vs. Missouri (21 yards), Sept. 18, 1965
- Bradley Mills vs. Tulane (2 yards), Nov. 8, 1952

**Consecutive Games With an Interception**

- 4 Russell Hairston, 1985
- 3 by several players, last by Danny Trevathan, 2011

**Interception Return Yards****Most Interception Return Yards, Career**

- 376 Darryl Bishop (14 int.), 1971-73
- 310 Wilbur Jamerson (11 int.), 1947-50
- 221 Greg Long (6 int.), 1978-81

**Most Interception Return Yards, Season**

- 197 Dave Hunter (3 int.), 1968
- 176 Greg Long (4 int.), 1981
- 149 Darryl Bishop (5 int.), 1972

**Most Interception Return Yards, Game**

- 155 Greg Long (3), vs. N. Texas, Sept. 5, 1981

**Average Yards Per Interception Return****Best Average Yards Per Return, Career (min. 8)**

- 28.18 Wilbur Jamerson (11/310), 1947-50
- 26.86 Darryl Bishop (14/376), 1971-73
- 17.60 Larry Carter (10/176), 1977-79

**Best Average Yards Per Return, Season (min. 4)**

- 44.00 Greg Long (4/176), 1981
- 29.80 Darryl Bishop (5/149), 1972
- 26.20 Maxwell Hairston (5/131), 2023
- 26.00 Dallas Owens (4/104), 1977

**Best Average Yards Per Return, Game (min. 3)**

- 51.67 Greg Long (3/155) vs. North Texas, Sept. 5, 1981

**Interception Return Touchdowns****Most Interception Return Touchdowns, Career**

- 3 Dallas Owens, 1974-77
- 2 Maxwell Hairston, 2022-present
- Mike Edwards, 2015-18
- Darryl Bishop, 1971-73
- Greg Long, 1978-81

**Most Interception Return Touchdowns, Season**

- 2 Maxwell Hairston, 2023
- 2 Dallas Owens, 1977

**Most Interception Return Touchdowns, Game**

- 2 Maxwell Hairston, at Vanderbilt, Sept. 23, 2023
- 1 several occasions — last by Keidron Smith (65 yds), at Florida, Sept. 10, 2022

**Long Returns****Longest Interception Returns, Game**

- t100 Dave Hunter vs. West Virginia, Nov. 2, 1968
- t97 Darryl Bishop vs. Miss. State, Oct. 7, 1972
- t95 Tyrell Ajian vs. Chattanooga, Sept. 18, 2021



David Johnson vs. Cincinnati, Sept. 27, 1986  
Rodger Bird vs. Auburn, Oct. 3, 1964

## TACKLES

### Total Tackles (Since 1971)

#### Most Total Tackles, Career

521 Jim Kovach, 1974-76, 78  
482 Chris Chenault, 1985-88  
475 Jeff Kremer, 1984-87  
462 Marty Moore, 1990-93

#### Most Total Tackles, Season

183 Marty Moore, 1991  
180 Jeff Kremer (90 solo/90 asst), 1987  
174 Tom Ehlers (91solo/83 asst), 1974  
Randy Holleran, 1990  
164 Jim Kovach (92 solo/72 asst), 1978

#### Most Total Tackles, Game

29 Randy Holleran vs. LSU, Oct. 20, 1990  
28 Chris Chenault vs. Vanderbilt, Nov. 7, 1987  
25 Jeff Kremer vs. Georgia, Oct. 24, 1987  
24 Scott Schroeder vs. Florida, Nov. 13, 1982  
Chris Chenault vs. Tennessee, Nov. 19, 1988

### Solo Tackles (Since 1971)

#### Most Solo Tackles, Career

298 Jim Kovach (521 total), 1974-76,78  
264 Chris Chenault (482 total), 1985-88  
260 John Grimsley (437 total), 1980-83  
259 Wesley Woodyard (395 total), 2004-07

#### Most Solo Tackles, Season

102 Randy Holleran (161 total), 1988  
94 Jim Kovach (143 total), 1976  
92 Jim Kovach (164 total), 1978

#### Most Solo Tackles, Game

16 Yusuf Corker vs. Missouri, Oct. 24, 2020  
Jeff Zurcher vs. Georgia, Oct. 24, 1998  
Larry Smith vs. Tulane, Sept. 22, 1984  
15 Chad Anderson vs. Alabama, Sept. 13, 2003  
Lester Boyd vs. Georgia, Oct. 27, 1979  
Scott Schroeder vs. Florida, Nov. 13, 1982

\* Solos and assists not kept in 1990-92

### Assisted Tackles (Since 1971)

#### Most Assisted Tackles, Career

223 Jim Kovach (521 total), 1974-76,78  
222 Jeff Kremer (475 total), 1984-87  
218 Chris Chenault (482 total), 1985-88  
182 Kevin McClelland (416 total), 1980-83

#### Most Assisted Tackles, Season

90 Jeff Kremer (180 total), 1987  
83 Chris Chenault (160 total), 1987  
Tom Ehlers (174 total), 1974

#### Most Assisted Tackles, Game

16 Chris Chenault vs. Vanderbilt, Nov. 7, 1987  
15 Jacquez Jones vs. Mississippi State, Oct. 30, 2021

13 Jeff Kremer vs. Georgia, Oct. 24, 1987  
13 Jeff Kremer vs. Ole Miss, Oct. 10, 1987

\* solos and assists not kept in 1990-92

### Quarterback Sacks (Since 1971)

#### Most Quarterback Sacks, Career

31.5 Josh Allen, 2015-18  
26 Oliver Barnett, 1986-89  
23.5 Alvin "Bud" Dupree, 2011-14  
19 Dennis Johnson, 1998-2001  
18.5 Jamar "Boogie" Watson, 2016-2020  
17.5 Jeremy Jarmon, 2006-08

#### Most Quarterback Sacks, Season

17.0 Josh Allen, 2015-18  
12 Dennis Johnson, 2001  
10.5 Chris Ward, 1996  
10 Dean Wells, 1992  
9 Jeremy Jarmon, 2007  
Oliver Barnett, 1988

#### Most Quarterback Sacks, Game

5 Dean Wells vs. Indiana, Sept. 19, 1992  
4 Kurt Supe vs. Indiana, Sept. 16, 1995  
Dave Lyons vs. Vanderbilt, Nov. 6, 1982

### Tackles For Loss (Since 1977)

#### Most Tackles For Loss, Career

43 Oliver Barnett, 1986-89  
41 Josh Allen, 2015-18  
37 Joshua Paschal, 2017-21  
Bud Dupree, 2011-14  
Vincent Burns, 2002-04  
Marlon McCree, 1997-2002  
32.5 Danny Trevathan, 2008-11  
30 Jeremy Jarmon, 2006-08  
28.5 Jamar "Boogie" Watson, 2017-20

#### Most Tackles For Loss, Season

22 Art Still, 1977  
21.5 Josh Allen, 2018  
19 Dennis Johnson, 2001  
18 Vincent Burns, 2003  
16 Danny Trevathan, 2010  
15.5 Joshua Paschal, 2021  
Jordan Jones, 2016  
15 Marlon McCree, 2000  
14.5 Vincent Burns, 2002  
14 Oliver Barnett, 1989

#### Most Tackles For Loss, Game

6 Marlon McCree vs. Florida, Sept. 26, 1998  
5 Art Still vs. Georgia, Oct. 22, 1977  
4 Deone Walker vs. Missouri, Oct. 14, 2023  
Josh Allen vs. South Carolina, Sept. 29, 2018  
Vincent Burns vs. Murray State, Sept. 6, 2003  
Ryan Murphy vs. Indiana, Sept. 20, 1997  
Rick Hayden vs. LSU, Oct. 21, 1978

**Consecutive Games with a Tackle For Loss (Since 1980)**

- 11 Vincent Burns (2002-03)
- 8 Josh Paschal (2021)
- Josh Allen (2017)
- Marlon McCree (2000)

**PASS BREAKUPS (SINCE 1981)****Most Pass Breakups****Most Pass Breakups, Career**

- 43 Trevard Lindley, 2006-09
- 27 Antoine Huffman, 2002-05
- 25 Derrick Baity, 2015-18
- Leonard Burress, 2000-03
- Eric Kelly, 1997-2000
- Van Hiles, 1993-96

**Most Pass Breakups, Season**

- 13 Eric Kelly, 1999
- Gary Willis, 1990
- 12 Trevard Lindley, 2006
- 11 Trevard Lindley, 2008
- Trevard Lindley, 2007
- David Johnson, 1987
- Jeremy Bowie, 2001

**BLOCKED KICKS (SINCE 1997)****Most Blocked Kicks****Most Total Blocked Kicks, Career**

- 7 Lonnell Dewalt, 2004
- Matt Roark, 2008-11
- 4 Curtis Pulley, 2005-06

**Most Total Blocked Kicks, Season**

- 7 Lonnell Dewalt, 2004

**Most Total Blocked Kicks, Game**

- 2 Curtis Pulley vs. Ole Miss, Oct. 22, 2005
- Lonnell Dewalt vs. Tennessee, Nov. 27, 2004

**Most Blocked PATs, Career**

- 6 Matt Roark, 2008-11
- 2 Raymond Fontaine, 2002-05

**Most Blocked PATs, Season**

- 2 Matt Roark, 2008, 2009

**Most Blocked PATs, Game**

- 1 by many players

**Most Blocked Punts, Career**

- 2 Joshua Paschal, 2017-21
- Jacob Tamme, 2004-07
- Andrew Hopewell, 2002-04
- Dustin Williams, 2001-04

**Most Blocked Punts, Season**

- 2 Jacob Tamme, 2005
- Andrew Hopewell, 2004
- Dustin Williams, 2002

**Most Blocked Punts, Game**

- 1 by many players

**Most Blocked Field Goals, Career**

- 6 Lonnell Dewalt, 2004

**Most Blocked Field Goals, Season**

- 6 Lonnell Dewalt, 2004

**Most Blocked Field Goals, Game**

- 2 Curtis Pulley vs. Ole Miss, Oct. 22, 2005



## TEAM RECORDS

### TOTAL OFFENSE

#### Offensive Plays

##### Most Offensive Plays, Season

1013	2007
911	1998
910	2010
872	2016
869	2000
862	2021

##### Most Offensive Plays, Game

110	vs. Tennessee, Nov. 24, 2007 (4 OT)
99	vs. Tennessee, Nov. 6, 2021
95	vs. LSU, Nov. 1, 1997
94	vs. Florida, Nov. 14, 1981
92	vs. Arkansas, Oct. 3, 1998

#### Net Total Yards

##### Most Net Total Yards Gained, Season

5876	1998
5764	2007
5562	2010
5513	2021

##### Most Net Total Yards Gained, Game

801	vs. Louisville, Sept. 5, 1998
707	vs. New Mexico State, Nov. 20, 2021
692	vs. New Mexico State, Sept. 17, 2016
679	vs. Vanderbilt, Nov. 14, 1998
675	vs. Miami (Ohio), Sept. 7, 2013
656	vs. UT Martin, Aug. 30, 2014
646	vs. Tenn. Tech, Sept. 15, 1951
635	vs. Tennessee, Nov. 12, 2016

#### Average Yards Per Play

##### Best Average Per Offensive Play, Season

6.45	1998 (911/5876)
6.42	2021 (862/5533)
6.26	2016 (872/5463)
6.14	2019 (830/5102)
6.11	2010 (910/5562)

#### Average Yards Per Game

##### Best Average Yards Gained Per Game, Season

534.2	1998 (11/5876)
474.0	1997 (11/5214)
445.5	2000 (11/4900)
443.4	2007 (13/5764)

### FIRST DOWNS

#### Total First Downs

##### Most First Downs, Season

335	2007
297	2021
292	1998
289	2010
281	1997

#### Most First Downs, Game

37	vs. Tennessee, Nov. 24, 2007 (4 OT)
	vs. Louisville, Sept. 5, 1998
35	vs. Tennessee, Nov. 6, 2021
33	vs. Vanderbilt, Nov. 11, 2000

#### First Downs Rushing (Since 1952)

##### Most First Downs by Rushing, Season

165	2019
153	1975
149	1976
145	2016
143	2009
	1974

##### Most First Downs by Rushing, Game

24	vs. Indiana, Sept. 15, 1984
23	vs. Miami (Fla.), Nov. 25, 1949
22	vs. Vanderbilt, Nov. 16, 2019
	vs. Virginia Tech, Sept. 13, 1975
	vs. Virginia Tech, Sept. 14, 1974

#### First Downs Passing (Since 1952)

##### Most First Downs by Passing, Season

196	1998
182	2007
180	1997
162	2010

##### Most First Downs by Passing, Game

27	vs. Tennessee, Nov. 24, 2007 (4 OT)
24	vs. Louisville, Sept. 5, 1998
23	vs. Vanderbilt, Nov. 14, 1998
22	vs. Northeast Louisiana, Oct. 18, 1997

#### First Downs by Penalty

##### Most First Downs by Penalty, Season

25	2023
25	2017
24	1997
23	2022
	2018
	2007
22	1998
	2000

##### Most First Downs by Penalty, Game

7	vs. Miss. State, Nov. 7, 1998
6	vs. Miss State, Nov. 4, 2000
	vs. Florida, Nov. 14, 1987

### RUSHING

#### Rush Attempts

##### Most Rush Attempts, Season

724	1975
654	1976
638	1977
632	1974



**Most Rush Attempts, Game**

77	vs. Virginia Tech, Sept. 14, 1974
75	vs. Penn State, Oct. 2, 1976
74	vs. Virginia Tech, Sept. 13, 1975

**Net Rushing Yards****Most Net Rushing Yards, Season**

3624	2019
3124	1974
3044	2016
2960	1976
2661	1975
2638	1979

**Most Net Rushing Yards, Game**

517	vs. Louisville, Nov. 30, 2019
462	vs. UT Martin, Nov. 23, 2019
446	vs. Tenn. Tech, Sept. 15, 1951
443	vs. Tennessee, Nov. 12, 2016
441	vs. Virginia Tech, Sept. 14, 1974
416	vs. Geo. Washington, Nov. 17, 1951
409	vs. Vanderbilt, Nov. 7, 1953
408	vs. Ole Miss, Oct. 3, 2020

**Least Net Rushing Yards, Season**

830	1999
1006	1967
1012	1964

**Least Net Rushing Yards, Game**

-50	vs. Georgia, Oct. 23, 1999
-----	----------------------------

**Average Yards Per Attempt****Best Average Per Rushing Attempt, Season**

6.32	2019 (573/3624)
5.23	2021 (496/2594)
5.43	2016 (560/3044)
4.96	2020 (436/2162)
4.94	1974 (632/3124)

**Average Yards Per Game****Best Rushing Average Per Game, Season**

284.0	1974 (11/3124)
278.8	2019 (13/3624)
269.1	1976 (11/2960)
241.9	1975 (11/2661)

**Rushing Touchdowns****Most Touchdowns Rushing, Season**

36	2019
30	2016
29	1949
27	2021
	2018
	2017
	1950

**Most Touchdowns Rushing, Game**

9	vs. Tenn. Tech, Sept. 15, 1951
---	--------------------------------

**PASSING****Pass Attempts****Most Passes Attempted, Season**

574	1998
564	2000
562	1997
528	2007
468	1999

**Most Passes Attempted, Game**

67	vs. Arkansas, Oct. 3, 1998
	vs. LSU, Nov. 1, 1997
63	vs. Louisville, Sept. 4, 1999
62	vs. Tennessee, Nov. 24, 2007 (4 OT)
	vs. Mississippi State, Sept. 6, 1997

**Pass Completions****Most Passes Completed, Season**

414	1998
374	1997
331	2007
322	2000
304	1999

**Most Passes Completed, Game**

47	vs. Vanderbilt, Nov. 14, 1998
	vs. Arkansas, Oct. 3, 1998
42	vs. LSU, Nov. 1, 1997
41	vs. Georgia, Oct. 25, 1997

**Interceptions Thrown****Most Interceptions Thrown, Season**

33	1967
28	1982
25	1980

**Most Interceptions Thrown, Game**

6	vs. West Virginia, Nov. 1, 1969
	vs. LSU, Oct. 16, 1965
	vs. Rutgers, Sept. 8, 1990

**Net Passing Yards****Most Yards Passing, Season**

4534	1998
4019	1997
3743	2007
3689	2000
3597	2006

**Most Yards Passing, Game**

585	vs. Vanderbilt, Nov. 14, 1998
571	vs. Louisville, Sept. 5, 1998
528	vs. Georgia, Oct. 21, 2000
499	vs. Arkansas, Oct. 3, 1998

**Least Yards Passing, Season**

556	1975
576	1974
712	1952

**Least Yards Passing, Game**

-3 vs. Tennessee, Nov. 19, 1949

**Completion Percentage****Best Completion Percentage, Season**

.721 1998 (414/574)  
 .665 1997 (374/562)  
 .661 2021 (242/366)  
 .655 2018 (194/296)  
 .651 2010 (298/458)

**Passing Average Per Game****Best Passing Average Per Game, Season**

412.2 1998 (11/4534)  
 365.4 1997 (11/4019)  
 335.2 2000 (11/3689)  
 299.0 1999 (11/3289)

**Touchdowns Passes Thrown****Most Touchdown Passes Thrown, Season**

40 2007  
 39 1998  
 37 1997  
 31 2006

**Most Touchdown Passes Thrown, Game**

8 vs. North Dakota, Nov. 18, 1950

## SCORING

**Points Scored****Most Points Scored, Season**

475 2007  
 420 2021  
 417 1998  
 406 2010  
 390 2016

**Most Points Scored, Game**

83 vs. North Dakota, Nov. 18, 1950  
 77 vs. Texas-El Paso, Sept. 7, 2002  
 72 vs. Tenn. Tech, Sept. 15, 1951  
 71 vs. So. Miss., Sept. 17, 1949  
 70 vs. Xavier, Oct. 5, 1946

**Most Points Scored, Half**

56 vs. North Dakota, Nov. 18, 1950 (1st half)  
 42 vs. Western Kentucky, Sept. 11, 2010 (1st half)  
 vs. Kent State, Sept. 8, 2007 (2nd half)  
 vs. Texas-El Paso, Sept. 7, 2002 (2nd half)

**Most Points Scored, Quarter**

35 vs. North Dakota, Nov. 18, 1950 (2nd quarter)  
 31 vs. Vanderbilt, Nov. 14, 1998 (3rd quarter)

**Most Points Scored, 1st Quarter**

21 vs. Vanderbilt, Sept. 23, 2023  
 vs. Southern Miss, Sept. 3, 2016  
 vs. Vanderbilt, Nov. 12, 2005  
 vs. Vanderbilt, Nov. 16, 2002  
 vs. Northeast Louisiana, Oct. 18, 1997  
 vs. Louisville, Aug. 30, 1997

vs. Marshall, Oct. 8, 1960  
 vs. North Dakota, Nov. 18, 1950

**Most Points Scored, 2nd Quarter**

35 vs. North Dakota, Nov. 18, 1950  
 28 vs. Western Kentucky, Sept. 11, 2010  
 vs. Georgia, Oct. 23, 1965

**Most Points Scored, 3rd Quarter**

31 vs. Vanderbilt, Nov. 14, 1998  
 28 vs. Florida, Sept. 28, 2002  
 vs. Texas-El Paso, Sept. 7, 2002  
 vs. Indiana, Sept. 20, 1997  
 vs. Cincinnati, Oct. 14, 1950

**Most Points Scored, 4th Quarter**

28 vs. Connecticut, Sept. 11, 1999  
 21 vs. Louisville, Nov. 24, 2018  
 vs. Charlotte, Nov. 21, 2015  
 vs. Arkansas, Sept. 22, 2007  
 vs. Kent State, Sept. 8, 2007  
 vs. Vanderbilt, Nov. 11, 2006  
 vs. Miss. State, Oct. 25, 2003  
 vs. Kent, Sept. 4, 1993  
 vs. Miss. State, Oct. 6, 1973

**Points Per Game****Best Points Per Game Average, Season**

37.9 1998 (11/417)  
 36.5 2007 (13/475)  
 34.5 1950 (11/380)  
 32.1 2002 (12/385)  
 31.6 1997 (11/348)

## PUNTS

**Most Punts, Season**

94 1996  
 90 1970  
 84 1969

**Most Punts, Game**

13 vs. Florida, Sept. 28, 1996  
 vs. LSU, Oct. 19, 1985  
 vs. Kansas State, Sept. 19, 1970  
 vs. LSU, Oct. 17, 1959

**Punting Yards****Most Punting Yards, Season**

3597 1996  
 3471 1970  
 3459 2012

**Most Punting Yards, Game**

539 vs. Florida, Sept. 28, 1996  
 537 vs. Kansas State, Sept. 19, 1970  
 490 vs. Missouri, Sept. 21, 1968

**Punting Average****Best Average Yards Per Punt, Season**

48.1	2019 (49/2358)
45.6	2020 (52/2372)
45.0	2021 (39/1756)
44.8	2018 (60/2687)
44.6	1984 (60/2677)

**Net Punting****Best Net Average Yards Per Punt, Season**

45.13	2019 (49/2358)
41.32	2011 (80/3306)
41.12	2020 (52/2372)
40.88	2017 (67/2739)
40.67	2021 (39/1586)

**PUNT RETURNS****Most Punts Returned, Season**

49	1950
	1947

**Most Punts Returned, Game**

10	vs. Tennessee, Nov. 20, 1976
----	------------------------------

**Punt Return Yardage****Most Punt Return Yards, Season**

625	2002
478	1949
456	1947

**Most Punt Return Yards, Game**

195	vs. Vanderbilt, Nov. 7, 1981
148	vs. Florida State, Nov. 4, 1961
	vs. Texas State, Sept. 9, 2006

**Average Per Punt Return****Best Average Yards Per Punt Return, Season**

20.4	2006 (18/368)
17.2	2005 (23/395)
15.6	2002 (40/625)

**KICKOFF RETURNS****Most Kickoffs Returned, Season**

63	2007
62	2000
59	2010

**Most Kickoffs Returned, Game**

11	vs. Florida, Sept. 10, 1994
9	vs. Florida, Sept. 23, 2000
	vs. Georgia, Nov. 6, 2004
	vs. Florida, Sept. 24, 2012

**Kickoff Return Yardage****Most Kickoff Return Yards, Season**

1394	2007
1343	2010
1263	1994

**Most Kickoff Return Yards, Game**

287	vs. Idaho State, Sept. 10, 2005
254	vs. Louisville, Sept. 19, 2009
203	vs. Florida, Sept. 28, 2002
202	vs. Florida, Sept. 10, 1994

**Average Per Kickoff Return****Best Average Yards Per Kickoff Return, Season**

30.13	2023 (23/693)
26.40	2005 (42/1109)
26.39	2008 (44/1161)
25.63	1983 (24/615)

**INTERCEPTIONS****Most Interceptions Made, Season**

28	1949
27	1950
22	1970
21	1951

**Most Interceptions Made, Game**

7	vs. Florida, Sept. 11, 1993
6	vs. Mississippi State, Oct. 10, 2020
	vs. Xavier, Sept. 25, 1948
5	vs. Virginia Tech, Oct. 30, 1971
	vs. Memphis State, Nov. 13, 1954
	vs. North Dakota, Nov. 18, 1950

**Interception Return Yardage****Most Interception Return Yards, Season**

719	1949
387	1950
338	1948

**Most Interception Return Yards, Game**

240	vs. Ole Miss, Oct. 1, 1949 (NCAA Record)
160	vs. Cincinnati, Sept. 27, 1986

**Average Per Interception Return****Best Average Yards Per Int. Return, Season**

25.5	1986 (9/230)
------	--------------

**BLOCKED KICKS (SINCE 1997)****Most Total Blocked Kicks, Season**

9	2004
8	2002
6	2005

**Most Total Blocked Kicks, Game**

3	vs. Florida, Sept. 28, 2002
---	-----------------------------

**Most Blocked PATs, Season**

2	2012
	2009
	2008
	2006
	2004
	2002

**Most Blocked PATs, Game**

2 vs. Florida, Sept. 27, 2006  
vs. Florida, Sept. 28, 2002

**Most Blocked Field Goals, Season**

6 2004  
3 2005  
1997

**Most Blocked Field Goals, Game**

2 vs. Ole Miss, Oct. 22, 2005

**Most Blocked Punts, Season**

4 2002  
2 2022  
2005  
2003

**Most Blocked Punts, Game**

1 several times

## FUMBLES

**Most Fumbles, Season**

56 1952  
47 1979  
44 1973

**Most Fumbles, Game**

11 vs. Mississippi State, Oct. 18, 1952  
9 vs. Central Michigan, Sept. 3, 1988  
vs. Florida, Dec. 6, 1952

**Fumbles Lost****Most Fumbles Lost, Season**

29 1952  
27 1950  
24 1973  
1953

**Most Fumbles Lost, Game**

6 vs. Georgia, Oct. 28, 1961  
vs. Memphis St., Nov. 14, 1953  
vs. Mississippi State, Oct. 18, 1952

## PENALTIES

**Most Penalties, Season**

107 1998  
106 2002  
101 1999

**Most Penalties, Game**

18 vs. Arkansas, Oct. 3, 1998  
vs. Georgia Tech, Oct. 6, 1951  
16 vs. LSU, Oct. 16, 1999

**Least Penalties, Season**

37 1972  
38 1993, 1991 and 1966  
40 1967 and 1963

**Penalty Yards****Most Yards Penalized, Season**

836 2002  
817 1999  
788 1997  
767 2001

**Most Yards Penalized, Game**

169 vs. Tulane, Nov. 1, 1980  
163 vs. Arkansas, Oct. 3, 1998  
148 vs. Miami (Fla.), Oct. 30, 1959

**Least Yards Penalized, Season**

313 1992  
320 1993  
342 1991



## FRESHMAN RECORDS

### Most Offensive Plays

**Season**  
635 Jared Lorenzen, 2000

**Game**  
65 Jared Lorenzen vs. Florida, Sep. 23, 2000

### Most Total Offensive Yards

**Season**  
3827 Jared Lorenzen, 2000

**Game**  
525 Jared Lorenzen vs. Georgia, Oct. 21, 2000

### Most Rush Attempts

**Season**  
190 Derick Logan, 1996

**Game**  
41 Derick Logan vs. Mississippi State, Nov. 9, 1996  
Derick Logan vs. Georgia, Oct. 26, 1996

### Most Rushing Yards

**Season**  
1091 Benny Snell Jr., 2016

**Game**  
192 Benny Snell Jr. vs. Missouri, Oct. 29, 2016

### Best Avg Per Rushing Attempt, Season (min. 100)

5.9 Benny Snell Jr., 2016

### Most Touchdowns Rushing

**Season**  
13 Benny Snell Jr., 2016

**Game**  
4 Benny Snell Jr. vs. New Mexico St., Sep. 17, 2016

### Longest Run From Scrimmage

87 yards Josh Clemons vs. Central Mich., Sep. 10, 2011

### Most 100-Yard Rushing Games

5 Benny Snell Jr., 2016

### Most Passes Attempted

**Season**  
559 Jared Lorenzen, 2000

**Game**  
59 Jared Lorenzen vs. Florida, Sep. 23, 2000

### Most Passes Completed

**Season**  
321 Jared Lorenzen, 2000

**Game**  
39 Jared Lorenzen vs. Georgia, Oct. 21, 2000

### Most Yards Passing

**Season**  
3687 Jared Lorenzen, 2000

**Game**  
528 Jared Lorenzen vs. Georgia, Oct. 21, 2000

### Most 300-Yard Passing Games

8 Jared Lorenzen 2000

### Best Completion Pct., Season (min. 100 comp.)

.574 Jared Lorenzen, 2000

### Most Touchdown Passes Thrown

**Season**  
19 Jared Lorenzen, 2000

**Game**  
3 Morgan Newton vs. Georgia, Nov. 21, 2009  
Jared Lorenzen vs. South Florida, Sep. 9, 2000  
Jared Lorenzen vs. Louisville, Sep. 2, 2000

### Longest Pass From Scrimmage

89 yds Jared Lorenzen (to Derek Smith) vs. Georgia,  
Oct. 21, 2000

### Most Interceptions Thrown, Season

21 Jared Lorenzen, 2000

### Most Pass Receptions, Season

50 Barion Brown, 2022  
40 Derek Abney, 2000

### Most Receiving Yards

**Season**  
628 Barion Brown, 2022  
519 Dane Key, 2022  
413 Derek Abney, 2000

**Game**  
154 Garrett Johnson vs. Florida, Sep. 13, 2014

### 100-Yard Receiving Games

Barion Brown vs. Northern Illinois, Sept. 24, 2022  
Barion Brown vs. Georgia, Nov. 19, 2022  
Garrett Johnson vs. Florida, Sept. 13, 2014  
Rafael Little vs. Georgia, Nov. 6, 2004  
Tommy Cook vs. Indiana, Dec. 1, 2001  
Derek Homer vs. Alabama, Oct. 4, 1997  
Andy Murray vs. LSU, Oct. 18, 1986



### Most Touchdown Pass Receptions

#### Season

6	Dane Key, 2022
4	Barion Brown, 2022
3	Tommy Cook, 2001 Derek Abney, 2000

#### Game

2	Barion Brown vs. Northern Illinois, Sept. 24, 2022 Dane Key vs. Missouri, Nov. 5, 2022 Garrett Johnson vs. Florida, Sept. 13, 2014 Randall Cobb vs. Arkansas, Oct. 18, 2008 Jacob Tamme vs. Tennessee, Nov. 27, 2004 Derek Abney vs. South Florida, Sept. 9, 2000 Kevin Coleman vs. Cincinnati, Nov. 11, 1995
---	---

### Longest Reception From Scrimmage

78 yds	Vincent Harrison (from Matt Mumme) vs. Vanderbilt, Nov. 14, 1998
--------	---

### Most All-Purpose Plays, Season

202	Derick Logan, 1996
-----	--------------------

### Most All-Purpose Yards Gained, Season

1268	Benny Snell Jr., 2016
------	-----------------------

### Most Points Scored

#### Season

104	Austin MacGinnis, 2014
-----	------------------------

#### Game

24	Benny Snell Jr. vs. New Mexico St., Sept. 17, 2016 Don Phelps vs. Michigan State, Nov. 2, 1946
----	---

### Most Points Scored By Kicker, Game

16	Austin MacGinnis vs. Louisville, Nov. 29, 2014
----	--

### Most Touchdowns Scored

#### Season

13	Benny Snell Jr., 2016
----	-----------------------

#### Game

4	Benny Snell Jr. vs. New Mexico St., Sept. 17, 2016 Don Phelps vs. Michigan State, Nov. 2, 1946
---	---

### Most Field Goals Made

#### Season

21	Austin MacGinnis, 2014
----	------------------------

#### Game

4	Austin MacGinnis vs. Louisville, Nov. 29, 2014
---	--

### Most Field Goals Attempted, Season

27	Austin MacGinnis, 2014
----	------------------------

### Longest Field Goal

54	Austin MacGinnis vs. Tennessee, Nov. 15, 2014
----	---

### Consecutive Field Goals Made

9	Austin MacGinnis, 2014
---	------------------------

### Most PATs Made By Kicking, Season

41	Austin MacGinnis, 2014
----	------------------------

### Most PATs Attempted By Kicking, Season

41	Austin MacGinnis, 2014
----	------------------------

### Best PAT Percentage, Season (min. 40)

1.000	Austin MacGinnis, 2014
-------	------------------------

### Consecutive PATs Made

41	Austin MacGinnis, 2014
----	------------------------

### Most Total Punts

#### Season

68	Jay Tesar, 1985
----	-----------------

#### Game

13	Jay Tesar vs. LSU, Oct. 19, 1985
----	----------------------------------

### Most Total Punting Yards, Season

2758	Jay Tesar, 1985
------	-----------------

### Best Average Yards Per Punt

#### Season (min. 30)

42.9	Landon Foster, 2012
------	---------------------

#### Game (min. 8)

48.38	Landon Foster vs. Arkansas, Oct. 13, 2012
-------	---

### Most Punts Returned, Season

24	Kio Sanford, 1994
----	-------------------

### Most Punt Return Yards, Season

202	Kio Sanford, 1994
-----	-------------------

### Best Average Yardage Per Punt Return

#### Season (min. 10)

19.13	Don Phelps, 1946
-------	------------------

### Longest Punt Return

88 yards	Don Phelps vs. Marquette, Nov. 9, 1946
----------	--

### Most Kickoff Returns

#### Season

37	Lynn Bowden Jr., 2017
33	Kio Sanford, 1994

#### Game

7	Lynn Bowden Jr., vs. Louisville, Nov. 25, 2017 Kio Sanford vs. Tennessee, Nov. 19, 1994
---	--

### Most Kickoff Return Yards

#### Season

869	Lynn Bowden Jr., 2017
820	Kio Sanford, 1994

#### Game

159	Tony Mayes vs. Georgia, Oct. 22, 1983
-----	---------------------------------------



**Best Average Yardage Per Kickoff Return**

**Season (min. 10)**

29.1 Winston Guy, 2008

**Kickoff Return Touchdowns**

- 1 Barion Brown vs. Miami (OH) (100 yards), Sept. 3, 2022
- Kio Sanford vs. NE Louisiana (96 yards), Nov. 12, 1994
- Kurt Johnson vs. Georgia (100 yards), Oct. 28, 1989
- Don Phelps vs. Michigan State (85 yards), Nov. 2, 1946

**Longest Kickoff Return**

- 100 Barion Brown vs. Miami (OH), Sept. 3, 2022
- Kurt Johnson vs. Georgia, Oct. 28, 1989

**Most Interceptions, Season**

- 3 Andy Molls, 1979
- Mike Siganos, 1974

**Most Interception Return Yards, Season**

- 49 E. J. Adams, 2006

**Most Total Tackles, Season**

- 92 Chris Chenault, 1985

**Most Quarterback Sacks, Season**

- 7 Keith Martin, 1981

**Most Tackles For Loss**

**Season**

- 14 Dewayne Robertson, 2000

**Game**

- 4 Ryan Murphy vs. Indiana, Sept. 20, 1997

**Most Pass Breakups, Season**

- 12 Trevard Lindley, 2006

**Most Total Blocked Kicks**

**Season**

- 7 Lonnell Dewalt, 2004

**Game**

- 2 Curtis Pulley vs. Ole Miss, Oct. 22, 2005
- Lonnell Dewalt vs. Tennessee, Nov. 27, 2004

**Most Blocked PATs, Season**

- 2 Matt Roark, 2008

**Most Blocked Field Goals**

**Season**

- 6 Lonnell Dewalt, 2004

**Game**

- 2 Curtis Pulley vs. Ole Miss, Oct. 22, 2005

**SEC Statistical Champions**

**Passing Yardage**

3687 Jared Lorenzen, 2000



## KENTUCKY'S SEC STATISTICAL CHAMPIONS

### Rushing

Year	Player	G	Att	Yards	PGAvg.
1973	Sonny Collins	11	224	1213	110.3
1974	Sonny Collins	9	177	970	107.8
1995	Moe Williams	11	294	1600	145.5
2002	Artose Pinner	12	283	1414	117.8

### Passing Yardage and Efficiency (\*led league)

Year	Player	Att	Comp	Yards	Eff. Rating
1949	Babe Parilli	150	81	* 1081	—
1950	Babe Parilli	203	114	* 1627	—
1951	Babe Parilli	239	136	* 1643	—
1954	Bob Hardy	108	57	* 887	—
1964	Rick Norton	202	106	* 1514	—
1997	Tim Couch	547	363	* 3884	141.4
1998	Tim Couch	553	400	* 4275	* 153.3
1999	Dusty Bonner	465	303	* 3266	* 137.0
2000	Jared Lorenzen	559	321	* 3687	116.5
2006	Andre' Woodson	419	264	* 3515	154.5
2007	Andre' Woodson	518	327	* 3709	144.5

### Pass Receiving

Year	Player	Rec	Yards	Avg.
1958	Calvin Bird	21	373	17.7
1961	Tom Hutchinson	32	543	16.9
1998	Craig Yeast	85	1311	15.4
1999	James Whalen	90	1019	11.3
2010	Randall Cobb	84	1017	12.1

### Total Offense

Year	Player	Rush	Pass	Total
1950	Babe Parilli	54	1627	1681
1964	Rick Norton	-195	1514	1319
1997	Tim Couch	-125	3884	3759
1998	Tim Couch	-124	4275	4151
1999	Dusty Bonner	-141	3266	3125
2000	Jared Lorenzen	140	3687	3827
2006	Andre' Woodson	-137	3515	3378

### Scoring

Year	Player	TD	PAT	FG	Pts
1936	Bob Davis	11	0	0	66
1937	Bob Davis	9	0	0	54
1950	Wilbur Jamerson	10	0	0	60
1950	Al Bruno	10	0	0	60
1965	Rodger Bird	13	0	0	78
1967	Dicky Lyons Sr.	11	4	1	73
1968	Dicky Lyons Sr.	11	0	0	66
1973	Sonny Collins	13	1	0	80
1995	Moe Williams	17	0	0	102
2023	Ray Davis	21	0	0	126

### Scoring (TDs)

Year	Player	Run	Rec	Ret	Pts
2023	Ray Davis	14	7	0	126

### Punting

Year	Player	Punts	Yards	Avg.
1983	Paul Calhoun	69	2981	43.2
2001	Glenn Pakulak	56	2492	44.5
2002	Glenn Pakulak	66	3008	45.6
2008	Tim Masthay	53	2397	45.2
2019	Max Duffy	47	2285	48.6

### Punt Returns

Year	Player	No.	Yards	Avg.	TD
1989	Chris Tolbert	16	212	13.3	1
1999	Kendrick Shanklin	16	216	13.5	1
2002	Derek Abney	36	544	15.1	4
2005	Rafael Little	21	355	16.9	0

### Kickoff Returns

Year	Player	No.	Yards	Avg.	TD
1998	Craig Yeast	14	410	29.3	1
2002	Derek Abney	30	804	26.8	2
2003	Derek Abney	32	772	24.1	0

### Kickoff Return Avg.

Year	Player	No.	Yards	Avg.	TD
2023	Barion Brown	16	576	36.00	3

### Kickoff Return TDs

Year	Player	No.	Yards	Avg.	TD
2023	Barion Brown	16	576	36.00	3

### All-Purpose Yardage

Year	Player	Plays	Yards	PG Avg.
1995	Moe Williams	317	1826	166.0
2003	Derek Abney	123	1821	151.8
2005	Rafael Little	267	1982	180.2
2010	Randall Cobb	198	2396	184.3
2019	Lynn Bowden Jr.	228	1235	153.0

### Tackles

Year	Player	Primary	Asst	Total	PG Avg.
2007	Wes. Woodyard	78	61	139	10.7
2010	Danny Trevathan	85	59	144	11.1
2011	Danny Trevathan	67	76	143	11.9

### Sacks

Year	Player	Primary	Asst	Total	PG Avg.
2018	Josh Allen	17	0	17.0	1.31

### Tackles for Loss

Year	Player	Primary	Asst	Total	PG Avg.
2018	Josh Allen	21	1	21.5	1.65

### Total Passes Defended

Year	Player	PBU	Int.	Total	PG Avg.
2008	Trevard Lindley	11	4	15	1.15

### Interceptions

Year	Player	No.	Yards	TD	Long
2023	Maxwell Hairston	5	131	2	54

### Interception Returns

Year	Player	No.	Yards	TD	Long
2023	Maxwell Hairston	5	131	2	54

### Interception Ret Yards

Year	Player	No.	Yards	TD	Long
2023	Maxwell Hairston	5	131	2	54

### Interception Ret TDs

Year	Player	No.	Yards	TD	Long
2023	Maxwell Hairston	5	131	2	54



**Fumbles Forced**

Year	Player	No.	PG Avg.
2016	Josh Allen	4	0.31

**Fumbles Recovered**

Year	Player	No.	PG Avg.
2022	J.J. Weaver	3	0.30

**Field Goals**

Year	Player	Made	Att.	Pct.	FG/G
2017	Austin MacGinnis	22	28	78.6	1.69

**Scoring Offense**

Year	Games	Points	PG Avg.
1949	11	304	27.6
1950	11	380	34.5
1998	11	417	37.9

**TEAM STATISTICAL CHAMPIONS****Rushing Offense**

Year	Games	Att.	Yds	PG Avg.
2019	13	518	3293	274.4

**Scoring Defense**

Year	Games	Points	PG Avg.
1949	11	53	4.8
1977	11	111	10.1

**Passing Offense**

Year	Games	Att	Comp	Yards	PG Avg.
1950	11	230	125	1714	155.8
1960	10	220	114	1633	163.3
1964	10	230	114	1609	160.9
1997	11	562	374	4019	365.4
1998	11	574	414	4534	412.2
1999	11	468	304	3289	299.0
2000	11	564	322	3689	335.4
2006	13	436	273	3597	276.7
2007	13	528	331	3743	287.9

**Total Offense**

Year	Games	Att	Yards	PG Avg.
1998	11	911	5876	534.2
2000	11	869	4900	445.5

**Rushing Defense**

Year	Games	Att	Yards	PG Avg.
1949	11	455	788	71.6
1977	11	493	1322	120.2

**Passing Defense**

Year	Games	Att	Comp	Yards	PG Avg.
1981	11	236	123	1405	127.7
2019	13	331	190	2072	172.7
2020	11	356	235	2471	224.6

**Total Defense**

Year	Games	Att	Yards	PG Avg.
1949	11	661	1692	153.8
1950	11	674	1895	172.2
1977	11	728	2590	235.5

**Interceptions**

Year	Games	No.	Yards	TD	Long	Avg.
2020	11	16	252	3	85	15.8

**Fumble Return Yards**

Year	Games	No.	Yards	TD	Long	Avg.
2022	13	7	76	0	23	10.86

**Fumble Return Average**

Year	Games	No.	Yards	TD	Long	Avg.
2022	13	7	76	0	23	10.86

**Punt Returns**

Year	Games	No.	Yards	TD	Avg.
1989	11	33	398	1	12.1
1999	11	18	248	1	13.8
2002	12	40	625	4	15.6
2005	11	23	395	0	17.2
2006	13	18	368	1	20.4

**Kickoff Returns**

Year	Games	No.	Yards	TD	Avg.
1994	11	54	1263	1	23.4
2008	13	44	1161	2	26.4

**Kickoff Return TDs**

Year	Games	No.	Yards	TD	Avg.
2023	13	23	693	3	30.13

**Penalty Yards**

Year	Games	Pen.	Yards	Yds/Gm
1991	11	38	342	31.09
1993	11	38	320	29.09
1995	11	64	508	46.18
2009	13	58	502	38.62

**First Downs**

Year	Games	First Downs	FD/Gm
1997	11	281	25.5
1998	11	292	26.5
2007	13	335	25.8

**Time of Possession**

Year	TOP per Game
1998	32:56

**Net Punting**

Year	Punts	Net Yds.	Avg.
1999	49	1956	39.9
2002	71	2847	40.1
2019	47	2285	45.1

**Turnover Margin**

Year	Games	Gained	Lost	Margin	PGAvg.
2006	13	32	17	+15	+1.15
2020	11	22	12	+10	+0.91

**Fewest Sacks Allowed**

Year	Games	No.	Yards	PGAvg.
2008	13	13	88	1.0

**Kickoff Coverage**

Year	Kickoffs	Yds.	Ret. Yds.	TB	Net Avg.
2008	61	4078	730	23	47.3



## CAREER LEADERS

### Career Total Offense Leaders

No.	Player	Years	Rush	Pass	Plays	Yards
1.	Jared Lorenzen	2000-03	283	10,354	1793	<b>10,637</b>
2.	Andre' Woodson	2004-07	-490	9360	1510	<b>8,870</b>
3.	Tim Couch	1996-98	-275	8435	1338	<b>8,160</b>
4.	Mike Hartline	2007-10	-20	5680	930	<b>5,660</b>
5.	Bill Ransdell	1983-86	-108	5564	996	<b>5,456</b>
6.	Will Levis	2021-22	269	5233	815	<b>5,502</b>
7.	Patrick Towles	2012, 2014-15	353	5099	986	<b>5,452</b>
8.	Stephen Johnson	2016-17	702	4342	781	<b>5,044</b>
9.	Terry Wilson	2018-20	1015	3436	776	<b>4451</b>
10.	Pookie Jones	1991-93	854	3459	871	<b>4,313</b>

### Career Rushing Leaders

No.	Player	Years	Att	Yards	Avg	TD
1	Benny Snell Jr.	2016-18	737	3,873	5.3	48
2.	Sonny Collins	1972-75	777	3,835	4.9	26
3.	Chris Rodriguez Jr.	2018-22	592	3,644	6.2	32
4.	Moe Williams	1993-95	618	3,333	5.4	26
5.	Rafael Little	2004-07	580	2,996	5.2	16
6.	Mark Higgs	1984-87	532	2,892	5.4	25
7.	George Adams	1981-84	638	2,648	4.2	25
8.	Derrick Locke	2007-10	518	2,618	5.1	22
9.	S. "Boom" Williams	2014-16	366	2,511	6.9	18
10.	Artose Pinner	1999-2002	438	2,105	4.8	17
11.	A.J. Rose	2017-20	341	1,971	5.8	13
12.	Marc Logan	1983-86	389	1,769	4.5	11
13.	Derrick Ramsey	1975-77	446	1,764	3.9	25
14.	Anthony White	1996-99	364	1,758	4.8	11
15.	Jojo Kemp	2013-16	338	1,709	5.1	19
16.	Rodger Bird	1963-65	397	1,699	4.2	21
17.	Derek Homer	1997-2000	353	1,689	4.8	11
18.	Ivy Joe Hunter	1985-88	361	1,687	4.7	19
19.	Bill Leskovar	1949-51	324	1,664	5.1	9
20.	Steve Campassi	1972-75	370	1,609	4.3	8
21.	Kavosiey Smoke	2018-22	291	1,583	5.4	13
22.	Raymond Sanders	2010-13	340	1,542	4.5	11
23.	Al Baker	1986-90	378	1,534	4.1	15
24.	Lynn Bowden Jr.	2017-19	206	1,530	7.4	13
25.	Mike Fanuzzi	1971-74	344	1,484	4.3	16
26.	Bobby Cravens	1956-58	323	1,448	4.5	6
27.	Tony Dixon	2004, 2006-08	345	1,388	4.0	16
28.	Alfred Rawls	1988-89	286	1,370	4.8	16
29.	Randy Brooks	1976-80	358	1,314	3.7	6
30.	Randall Cobb	2008-10	228	1,313	5.8	22
31.	Don Phelps	1946-49	295	1,297	4.4	15



32.	Chris Hill	1975-78	260	<b>1,264</b>	4.9	4
33.	Rod Stewart	1975-78	268	<b>1,250</b>	4.7	9
34.	Doug Kotar	1971-73	293	<b>1,167</b>	3.9	5
35.	Damon Hood	1991-94	281	<b>1,144</b>	4.1	9
36.	Ray Davis	2023	199	<b>1,129</b>	5.7	14
37.	Shawn Donigan	1978-82	264	<b>1,120</b>	4.2	4
38.	Roger Gann	1967-69	281	<b>1,047</b>	3.7	4
39.	Dicky Lyons	1966-68	328	<b>1,042</b>	3.2	18
40.	Tom Fillion	1951-53	208	<b>1,017</b>	4.9	8
41.	Terry Wilson	2018-20	256	<b>1,015</b>	4.0	10
42.	Terry Samuels	1990-93	247	<b>1,012</b>	4.1	5

**Career Rushing Attempts**

No.	Player	Years	Att	Yards	Avg	TD
1.	Sonny Collins	1972-75	<b>777</b>	3,835	4.9	26
2.	Benny Snell Jr.	2016-18	<b>737</b>	3,873	5.3	48
3.	George Adams	1981-84	<b>638</b>	2,648	4.2	25
4.	Moe Williams	1993-95	<b>618</b>	3,333	5.4	26
5.	Chris Rodriguez Jr.	2018-22	592	3,644	6.2	32
6.	Rafael Little	2004-07	<b>580</b>	2,996	5.2	16
7.	Mark Higgs	1984-87	<b>532</b>	2,892	5.4	25
8.	Derrick Locke	2007-10	<b>518</b>	2,618	5.1	22
9.	Derrick Ramsey	1975-77	<b>446</b>	1,764	3.8	25
10.	Artose Pinner	1999-2002	<b>438</b>	2,105	4.8	17

**Career Average Per Rushing Attempt**

No.	Player	Years	Average Per Rush
1.	Lynn Bowden Jr.	2017-19	<b>7.43 (206/1530)</b>
2.	Stanley "Boom" Williams	2014-16	<b>6.91 (366/2511)</b>
3.	Chris Rodriguez Jr.	2018-22	<b>6.20 (592/3644)</b>
4.	A.J. Rose	2017-20	<b>5.80 (341/1971)</b>
5.	Randall Cobb	2008-10	<b>5.76 (228/1313)</b>
6.	Kavosiey Smoke	2018-22	<b>5.44 (291/1583)</b>
7.	Mark Higgs	1984-87	<b>5.43 (532/2892)</b>
8.	Moe Williams	1993-95	<b>5.39 (618/3333)</b>
9.	Benny Snell Jr.	2016-18	<b>5.26 (737/3873)</b>
10.	Rafael Little	2004-07	<b>5.17 (580/2996)</b>

**Career Passing Leaders**

No.	Player	Years	Com	Att	Int	Pct	TD	Yards
1.	Jared Lorenzen	2000-03	862	1514	41	.569	78	<b>10,354</b>
2.	Andre' Woodson	2004-07	791	1278	25	.619	79	<b>9,360</b>
3.	Tim Couch	1996-98	795	1184	35	.671	74	<b>8,435</b>
4.	Mike Hartline	2007-10	523	855	25	.612	38	<b>5,680</b>
5.	Bill Ransdell	1983-86	469	816	29	.575	22	<b>5,564</b>
6.	Will Levis	2021-22	418	636	23	.657	43	<b>5,233</b>
7.	Patrick Towles	2012, 2014-15	427	759	24	.563	24	<b>5,099</b>
8.	Rick Norton	1963-65	298	598	44	.498	26	<b>4,514</b>



9.	Babe Parilli	1949-51	331	592	37	.559	50	<b>4,351</b>
10.	Stephen Johnson	2016-17	334	581	12	.575	23	<b>4,342</b>
11.	Randy Jenkins	1979-83	363	699	53	.519	24	<b>4,148</b>
12.	Pookie Jones	1991-93	263	504	19	.522	16	<b>3,459</b>
13.	Terry Wilson	2018-20	338	520	12	.650	20	<b>3,436</b>
14.	Dusty Bonner	1997, 99	313	479	13	.653	26	<b>3,380</b>
15.	Maxwell Smith	2011-13	292	486	9	.608	21	<b>3,070</b>
16.	Jerry Woolum	1960-62	216	407	24	.531	11	<b>2,759</b>
17.	Devin Leary	2023	209	371	12	.563	25	<b>2,746</b>
18.	Bernie Scruggs	1969-71	239	493	31	.485	13	<b>2,704</b>
19.	Freddie Maggard	1988-91	239	419	19	.570	12	<b>2,566</b>

### Career Receptions Leaders

No.	Player	Years	Rec	Yards	Avg	TD
1.	Craig Yeast	1995-98	<b>208</b>	2,899	13.9	28
2.	Derek Abney	2000-03	<b>197</b>	2,339	11.9	18
3.	Anthony White	1996-99	<b>194</b>	1,520	7.8	8
4.	Keenan Burton	2003-07	<b>189</b>	2,376	12.6	25
5.	Garrett Johnson	2014-17	<b>155</b>	2,089	13.5	11
6.	Randall Cobb	2008-10	<b>144</b>	1,661	11.5	13
7.	Dicky Lyons Jr.	2004, 06-08	<b>141</b>	1,752	12.5	18
8.	La'Rod King	2009-12	<b>134</b>	1,706	12.7	17
9.	Jacob Tamme	2004-07	<b>133</b>	1,417	10.7	11
10.	Josh Ali	2017-21	<b>131</b>	1,447	11.0	8
	Rafael Little	2004-07	<b>131</b>	1,324	10.1	4
12.	Derek Homer	1997-2000	<b>129</b>	1,052	8.2	2
13.	James Whalen	1997-99	<b>120</b>	1,324	11.0	13
14.	Lynn Bowden Jr.	2017-19	<b>114</b>	1,303	11.4	6

### Career Receiving Yardage Leaders

No.	Player	Years	Rec	Yards	Avg	TD
1.	Craig Yeast	1995-98	208	<b>2,899</b>	13.9	28
2.	Keenan Burton	2003-07	189	<b>2,376</b>	12.6	25
3.	Derek Abney	2000-03	197	<b>2,339</b>	11.9	18
4.	Garrett Johnson	2014-17	155	<b>2,089</b>	13.5	11
5.	Dicky Lyons Jr.	2004, 2006-08	141	<b>1,752</b>	12.4	18
6.	Quentin McCord	1996, 1998-2000	112	<b>1,743</b>	15.6	15
7.	La'Rod King	2009-12	134	<b>1,706</b>	12.7	17
8.	Randall Cobb	2008-10	144	<b>1,661</b>	11.5	13
9.	Anthony White	1996-99	194	<b>1,520</b>	7.8	8
10.	Felix Wilson	1977-79	90	<b>1,508</b>	16.8	10
11.	Tom Hutchinson	1960-62	94	<b>1,483</b>	15.7	9
12.	Josh Ali	2017-21	131	<b>1,447</b>	11.0	8
13.	Kevin Coleman	1995-98	107	<b>1,428</b>	13.3	13
14.	Larry Seiple	1964-66	72	<b>1,422</b>	19.8	10
15.	Jacob Tamme	2004-07	133	<b>1,417</b>	10.6	11
16.	Jeff Badet	2013, 2015-16	82	<b>1,385</b>	16.9	7



CAREER LEADERS

17.	Wan'Dale Robinson	2021	104	<b>1,334</b>	12.8	7
18.	Rafael Little	2004-07	131	<b>1,324</b>	10.1	5
19.	James Whalen	1997-99	120	<b>1,324</b>	11.0	13
20.	Lynn Bowden Jr.	2017-19	114	<b>1,303</b>	11.4	6
21.	Rick Kestner	1963-65	82	<b>1,280</b>	15.6	10
22.	Chris Matthews	2009-10	93	<b>1,279</b>	13.9	12
23.	Ryan Timmons	2013-16	112	<b>1,254</b>	11.2	5
24.	Derek Smith	1999-2001	89	<b>1,224</b>	13.8	9
25.	Phil Logan	1987-90	83	<b>1,219</b>	14.7	7
26.	Steve Meilinger	1951-53	75	<b>1,210</b>	16.1	17
27.	Steve Johnson	2006-07	72	<b>1,200</b>	16.6	14
28.	Barion Brown	2022-present	93	<b>1,167</b>	12.5	8
29.	Dane Key	2022-present	79	<b>1,155</b>	14.6	12
30.	Dorian Baker	2014-18	101	<b>1,148</b>	11.4	6
31.	Javess Blue	2013-14	72	<b>1,111</b>	15.4	9
32.	Derek Homer	1997-2000	129	<b>1,052</b>	8.2	2
33.	Demarco Robinson	2011-14	86	<b>1,028</b>	12.0	3
34.	C.J. Conrad	2015-18	80	<b>1,015</b>	12.7	12

**Career All-Purpose Yardage Leaders**

No.	Player	Years	Rush	Rec	PRET	KOR	Yards
1.	Derek Abney	2000-03	160	2,339	1,042	2,315	<b>5,856</b>
2.	Rafael Little	2004-07	2,996	1,324	854	169	<b>5,343</b>
3.	Derrick Locke	2007-10	2,618	883	8	1,464	<b>4,973</b>
4.	Randall Cobb	2008-10	1,313	1,661	619	1,081	<b>4,674</b>
5.	Lynn Bowden Jr.	2017-19	1,530	1,303	199	1,628	<b>4,660</b>
6.	Craig Yeast	1995-98	125	2,899	211	1,045	<b>4,280</b>
7.	Benny Snell Jr.	2016-18	3,873	216	0	125	<b>4,214</b>
8.	Keenan Burton	2003-07	25	2,376	90	1,715	<b>4,206</b>
9.	Sonny Collins	1972-75	3,835	105	0	183	<b>4,123</b>
10.	George Adams	1981-84	2,648	609	0	823	<b>4,080</b>

**Career Scoring Leaders**

No.	Player	Years	TD	FG	PAT	Pts
1.	Austin MacGinnis	2014-17	0	72	143	<b>359</b>
2.	Lones Seiber	2006-09	0	49	158	<b>305</b>
3.	Benny Snell Jr.	2016-18	48	0	1	<b>290</b>
4.	Joey Worley	1984-87	0	57	75	<b>246</b>
5.	Matt Ruffolo	2019-22	0	42	119	<b>245</b>
5.	Seth Hanson	1997-98, 2000-01	0	35	127	<b>232</b>
6.	Taylor Begley	2002-05	0	36	118	<b>226</b>
	Randall Cobb	2008-10	37	0	2	<b>226</b>
8.	Chris Rodriguez Jr.	2018-22	35	0	0	<b>210</b>
9.	Craig Yeast	1995-98	32	0	0	<b>192</b>
10.	Craig McIntosh	2009-12	0	31	81	<b>174</b>



### Career Punting Leaders (min. 75)

No.	Player	Years	Punts	Yards	Avg	Long
1.	Max Duffy	2018-20	151	6,940	<b>46.0</b>	75
2.	Glenn Pakulak	2000-02	134	5954	<b>44.4</b>	71
3.	Colin Goodfellow	2020-22	77	3413	<b>44.3</b>	70
4.	Paul Calhoun	1981-84	198	8432	<b>42.6</b>	80
5.	Ryan Tydlacka	2008-09	212	8880	<b>41.9</b>	73
6.	Landon Foster	2012-15	256	10,693	<b>41.8</b>	60
7.	Tim Masthay	2005-08	207	8313	<b>40.159</b>	72
8.	Anthony Thornton	2002-04	95	3815	<b>40.158</b>	58
9.	Wilson Berry	2021-present	79	3152	<b>39.9</b>	56
10.	George Blanda	1946-48	149	5926	<b>39.771</b>	62

### Career Punt Return Touchdowns

No.	Player	Years	TD
1.	Derek Abney	2000-03	<b>6</b>
2.	Dicky Lyons Sr.	1966-68	<b>3</b>
	Larry Carter	1976-79	<b>3</b>
4.	Lynn Bowden Jr.	2017-19	<b>2</b>
	Calvin Bird	1958-60	<b>2</b>

### Career Punt Return Leaders (min. 40)

No.	Player	Years	Ret.	Yards	Avg	TD	LP
1.	Dicky Lyons Sr.	1966-68	69	1065	<b>15.43</b>	3	97
2.	Rafael Little	2004-07	60	854	<b>14.23</b>	1	84
3.	Don Phelps	1946-49	64	780	<b>12.187</b>	1	88
4.	Andy Molls	1979-82	43	524	<b>12.186</b>	1	87
5.	Derek Abney	2000-03	88	1042	<b>11.84</b>	6	86

### Career Kickoff Return Leaders (min. 30)

No.	Player	Years	Ret.	Yards	Avg	TD	LP
1.	Barion Brown	2022-present	32	1016	<b>31.75</b>	4	100
2.	Derrick Locke	2007-10	54	1464	<b>27.11</b>	2	100
3.	Calvin Bird	1958-60	37	1001	<b>27.05</b>	1	89
4.	Keenan Burton	2003-07	67	1715	<b>25.60</b>	1	100
5.	Craig Yeast	1995-98	42	1045	<b>24.88</b>	3	100
6.	Randall Cobb	2008-10	44	1081	<b>24.57</b>	0	46

### Career Interception Leaders

No.	Player	Years	Int	Yards	Avg	TD
1.	Darryl Bishop	1971-73	<b>14</b>	376	26.9	2
2.	Wilbur Jamerson	1947-50	<b>11</b>	310	28.2	1
	Tony Mayes	1983-86	<b>11</b>	74	6.7	0
4.	Larry Carter	1977-79	<b>10</b>	176	17.6	0
	Buzz Burnam	1970-72	<b>10</b>	57	5.7	0
	Marcus McClinton	2004-08	<b>10</b>	55	5.5	0
	Mike Edwards	2015-18	<b>10</b>	146	14.6	2
	Buzz Burnam	1970-72	<b>10</b>	57	5.7	0
	Marcus McClinton	2004-08	<b>10</b>	55	5.5	0
	Mike Edwards	2015-18	<b>10</b>	146	14.6	2



## SEASON LEADERS

### Season Total Offense Leaders

No.	Player	Year	Rush	Pass	Plays	Yards
1.	Tim Couch	1998	-124	4275	617	<b>4151</b>
2.	Jared Lorenzen	2000	140	3687	635	<b>3827</b>
3.	Tim Couch	1997	-125	3884	613	<b>3759</b>
4.	Andre' Woodson	2007	-193	3709	587	<b>3516</b>
5.	Andre' Woodson	2006	-137	3515	489	<b>3378</b>
6.	Will Levis	2021	376	2827	460	<b>3203</b>
7.	Mike Hartline	2010	-35	3178	437	<b>3143</b>
8.	Dusty Bonner	1999	-141	3266	576	<b>3125</b>
9.	Patrick Towles	2014	303	2718	538	<b>3021</b>
10.	Devin Leary	2023	-60	2746	413	<b>2686</b>
11.	Stephen Johnson	2017	375	2305	419	<b>2680</b>

### Season Rushing Leaders

No.	Player	Year	Rush	Yards	Avg	TD
1.	Moe Williams	1995	294	<b>1600</b>	5.4	17
2.	Benny Snell Jr.	2018	289	<b>1449</b>	5.0	16
3.	Lynn Bowden Jr.	2019	185	<b>1468</b>	7.9	13
4.	Artose Pinner	2002	283	<b>1414</b>	5.0	13
5.	Chris Rodriguez Jr.	2021	225	<b>1379</b>	6.1	9
6.	Benny Snell Jr.	2017	262	<b>1333</b>	5.1	19
7.	Mark Higgs	1987	193	<b>1278</b>	6.6	10
8.	Sonny Collins	1973	224	<b>1213</b>	5.4	13
9.	Stanley "Boom" Williams	2016	171	<b>1170</b>	6.8	7
10.	Sonny Collins	1975	248	<b>1150</b>	4.6	5
11.	Ray Davis	2023	199	<b>1129</b>	5.7	14
12.	Benny Snell Jr.	2016	186	<b>1091</b>	5.9	13
13.	George Adams	1984	253	<b>1085</b>	4.2	13
14.	Rafael Little	2005	197	<b>1045</b>	5.3	9
15.	Rafael Little	2007	190	<b>1013</b>	5.3	3



### Season Passing Leaders

No.	Player	Year	Com	Att	Int	Pct	Yards	TD
1.	Tim Couch	1998	400	553	15	.723	<b>4275</b>	36
2.	Tim Couch	1997	363	547	19	.664	<b>3884</b>	37
3.	Andre' Woodson	2007	327	518	11	.631	<b>3709</b>	40
4.	Jared Lorenzen	2000	321	559	21	.573	<b>3687</b>	19
5.	Andre' Woodson	2006	264	419	7	.630	<b>3515</b>	31
6.	Dusty Bonner	1999	303	465	13	.652	<b>3266</b>	26
7.	Mike Hartline	2010	268	405	9	.662	<b>3178</b>	23
8.	Will Levis	2021	233	353	13	.661	<b>2827</b>	24
9.	Devin Leary	2023	209	371	12	.563	<b>2746</b>	25
10.	Patrick Towles	2014	225	393	9	.573	<b>2718</b>	14
11.	Stephen Johnson	2017	189	316	6	.598	<b>2305</b>	10
12.	Jared Lorenzen	2002	183	327	5	.560	<b>2267</b>	24

### Season Receiving Leaders

No.	Player	Year	Rec	Yards	Avg	TD
1.	Wan'Dale Robinson	2021	<b>104</b>	1334	12.8	7
2.	James Whalen	1999	<b>90</b>	1019	11.3	10
3.	Craig Yeast	1998	<b>85</b>	1311	15.4	14
4.	Randall Cobb	2010	<b>84</b>	1017	12.1	7
5.	Anthony White	1998	<b>78</b>	582	7.5	1
6.	Keenan Burton	2006	<b>77</b>	1036	13.5	12
7.	Craig Yeast	1997	<b>73</b>	873	12.0	10
8.	Lynn Bowden Jr.	2018	<b>67</b>	745	11.1	5
9.	Derek Abney	2001	<b>66</b>	741	11.2	6
	Keenan Burton	2007	<b>66</b>	741	11.2	9





## ANNUAL LEADERS

### Annual Total Offense Leaders

Yr	Player	Rush	Pass	Plays	Yds
2023	Devin Leary	-60	2746	413	2686
2022	Will Levis	-107	2406	355	2299
2020	Terry Wilson	424	1187	304	1611
2019	Lynn Bowden Jr.	1468	403	259	1871
2018	Terry Wilson	547	1889	403	2436
2017	Stephen Johnson	375	2305	419	2680
2016	Stephen Johnson	327	2037	362	2364
2015	Patrick Towles	64	2148	397	2212
2014	Patrick Towles	303	2718	538	3021
2013	Jalen Whitlow	457	1033	266	1490
2012	Jalen Whitlow	206	801	229	1007
2011	Morgan Newton	272	793	252	1065
2010	Mike Hartline	-35	3178	437	3143
2009	Derrick Locke	907	41	196	948
2008	Mike Hartline	-9	1666	335	1657
2007	Andre' Woodson	-193	3708	587	3516
2006	Andre' Woodson	-137	3515	489	3378
2005	Andre' Woodson	-133	1644	310	1511
2004	Shane Boyd	297	1328	365	1625
2003	Jared Lorenzen	75	2221	425	2296
2002	Jared Lorenzen	-51	2267	367	2251
2001	Jared Lorenzen	119	2179	346	2298
2000	Jared Lorenzen	140	3687	635	3827
1999	Dusty Bonner	-141	3266	576	3125
1998	Tim Couch	-124	4275	617	4151
1997	Tim Couch	-125	3884	613	3759
1996	Billy Jack Haskins	23	967	259	990
1995	Moe Williams	1600	0	294	1600
1994	Antonio O'Ferral	167	642	162	809
1993	Pookie Jones	288	1071	293	1359
1992	Pookie Jones	295	1434	343	1729
1991	Pookie Jones	271	954	235	1225
1990	Freddie Maggard	-23	1051	224	1028
1989	Freddie Maggard	-69	1515	334	1446
1988	Glenn Fohr	9	1260	255	1269
1987	Mark Higgs	1278	0	193	1278
1986	Bill Ransdell	30	1610	347	1640
1985	Bill Ransdell	-24	1744	273	1720
1984	Bill Ransdell	-60	1748	301	1688
1983	Randy Jenkins	-85	1272	242	1187
1982	Randy Jenkins	-93	933	234	840
1981	Randy Jenkins	-177	1079	209	902
1980	Larry McCrimmon	0	1060	159	1060
1979	Shawn Donigan	847	0	187	847
1978	Larry McCrimmon	-65	752	160	687
1977	Derrick Ramsey	618	892	315	1510
1976	Derrick Ramsey	771	659	290	1430
1975	Sonny Collins	1150	0	248	1150
1974	Mike Fanuzzi	909	438	262	1347
1973	Sonny Collins	1213	0	224	1213
1972	Dinky McKay	94	879	286	973
1971	Bernie Scruggs	374	554	216	972
1970	Bernie Scruggs	115	1181	308	1246
1969	Bernie Scruggs	31	969	299	1000
1968	Stan Forston	78	643	177	721
1967	Dave Bair	85	634	210	719
1966	Terry Beadles	109	725	214	834
1965	Rick Norton	-117	1823	271	1706
1964	Rick Norton	-195	1514	272	1319
1963	Rick Norton	-63	1177	269	1114
1962	Jerry Woolum	-133	1100	234	967

1961	Jerry Woolum	-75	892	152	817
1960	Jerry Woolum	26	767	162	793
1959	Charles Sturgeon	417	0	101	417
1958	Jerry Eisaman	83	449	87	532
1957	Bobby Cravens	669	12	142	681
1956	Bobby Cravens	338	0	78	338
1955	Bob Hardy	64	777	192	841
1954	Bob Hardy	122	887	199	1009
1953	Ralph Paolone	620	0	108	620
1952	Allen Felch	623	0	130	623
1951	Babe Parilli	-161	1643	269	1482
1950	Babe Parilli	54	1627	234	1681
1949	Babe Parilli	-141	1081	181	940
1948	George Blanda	-49	967	136	918
1947	Don Phelps	416	89	84	505
1946	Phil Cutchin	140	399	110	539

### Annual Rushing Leaders

Yr	Player	Att	Yards	Avg	TD
2023	Ray Davis	199	1129	5.7	14
2022	Chris Rodriguez Jr.	175	904	5.2	6
2021	Chris Rodriguez Jr.	225	1379	6.1	9
2020	Chris Rodriguez Jr.	119	785	6.6	11
2019	Lynn Bowden Jr.	185	1468	7.9	13
2018	Benny Snell Jr.	289	1449	5.0	16
2017	Benny Snell Jr.	262	1333	5.1	19
2016	S. "Boom" Williams	171	1170	6.8	7
2015	S. "Boom" Williams	121	855	7.1	6
2014	S. "Boom" Williams	74	486	6.6	5
2013	Jojo Kemp	100	482	4.8	3
2012	Raymond Sanders	125	669	5.4	5
2011	CoShik Williams	118	486	4.1	3
2010	Derrick Locke	166	887	5.3	10
2009	Derrick Locke	195	907	4.7	6
2008	Tony Dixon	132	430	3.3	7
2007	Rafael Little	190	1013	5.3	3
2006	Rafael Little	140	673	5.0	3
2005	Rafael Little	197	1045	5.3	9
2004	Shane Boyd	102	297	2.9	5
2003	Arliss Beach	103	366	3.6	8
2002	Artose Pinner	283	1414	5.0	13
2001	Artose Pinner	100	441	4.4	4
2000	Chad Scott	130	611	4.7	4
1999	Anthony White	121	562	4.6	5
1998	Derek Homer	137	716	5.2	7
1997	Anthony White	129	723	5.6	4
1996	Derick Logan	190	700	3.7	5
1995	Moe Williams	294	1600	5.4	17
1994	Moe Williams	160	805	5.0	4
1993	Moe Williams	164	928	5.7	5
1992	Terry Samuels	98	380	3.9	4
1991	Terry Samuels	77	307	4.0	1
1990	Al Baker	170	780	4.6	10
1989	Alfred Rawls	185	893	4.8	9
1988	Alfred Rawls	101	477	4.7	7
1987	Mark Higgs	193	1278	6.6	10
1986	Ivy Joe Hunter	103	621	6.0	6
1985	Marc Logan	175	715	4.1	3
1984	George Adams	253	1085	4.2	13
1983	George Adams	166	763	4.6	7
1982	George Adams	185	720	3.9	5
1981	Lawrence Lee	78	275	3.5	1
1980	Randy Brooks	166	578	3.5	3



1979	Shawn Donigan	187	847	4.5	4
1978	Freddie Williams	89	313	3.5	1
1977	Derrick Ramsey	159	618	3.9	13
1976	Derrick Ramsey	187	771	4.1	10
1975	Sonny Collins	248	1150	4.6	5
1974	Sonny Collins	177	970	5.5	5
1973	Sonny Collins	224	1213	5.4	13
1972	Sonny Collins	128	502	3.9	3
1971	Lee Clymer	96	455	4.7	3
1970	Lee Clymer	118	441	3.7	0
1969	Roger Gann	180	646	3.6	3
1968	Dicky Lyons	134	392	2.9	8
1967	Dicky Lyons	138	473	3.4	8
1966	Bob Windsor	101	356	3.5	2
1965	Rodger Bird	179	646	3.6	12
1964	Rodger Bird	133	671	5.0	7
1963	Rodger Bird	85	382	4.5	2
1962	Darrell Cox	81	363	4.4	1
1961	Gary Steward	79	285	3.6	3
1960	Charles Sturgeon	58	291	5.0	3
1959	Charles Sturgeon	101	417	4.1	2
1958	Bobby Cravens	104	441	4.2	2
1957	Bobby Cravens	141	669	4.7	4
1956	Bobby Cravens	78	338	4.3	0
1955	Bob Dougherty	94	401	4.3	0
1954	Dick Rushing	75	369	4.9	2
1953	Ralph Paolone	108	620	5.7	4
1952	Allen Felch	130	623	4.8	0
1951	Tom Fillion	117	671	5.7	4
1950	Bill Leskovar	118	673	5.7	3
1949	Bill Leskovar	152	722	4.7	5
1948	Ralph Genito	54	327	6.0	-
1947	Don Phelps	80	416	5.2	-
1946	Don Phelps	57	271	4.7	-

### Annual Passing Leaders

Yr	Player	Com-Att-Int	Pct.	Yds	TD
2023	Devin Leary	209-371-12	.563	2746	25
2022	Will Levis	185-283-10	.654	2406	19
2021	Will Levis	233-353-13	.661	2827	24
2020	Terry Wilson	125-200-4	.625	1187	7
2019	Sawyer Smith	57-126-5	.452	690	4
2018	Terry Wilson	180-268-8	.672	1889	11
2017	Stephen Johnson	189-316-6	.598	2305	10
2016	Stephen Johnson	145-265-6	.547	2037	13
2015	Patrick Towles	183-326-14	.561	2148	9
2014	Patrick Towles	225-393-9	.573	2718	14
2013	Maxwell Smith	105-183-1	.574	1276	9
2012	Maxwell Smith	103-150-4	.687	975	8
2011	Maxwell Smith	84-153-4	.549	819	4
2010	Mike Hartline	268-405-9	.662	3178	23
2009	Mike Hartline	79-133-7	.594	802	6
2008	Mike Hartline	172-311-8	.553	1666	9
2007	Andre' Woodson	327-518-11	.631	3709	40
2006	Andre' Woodson	264-419-7	.630	3515	31
2005	Andre' Woodson	146-253-6	.577	1644	6
2004	Shane Boyd	138-263-9	.525	1328	7
2003	Jared Lorenzen	191-336-8	.568	2221	16
2002	Jared Lorenzen	183-327-5	.560	2267	24
2001	Jared Lorenzen	167-292-7	.572	2179	19
2000	Jared Lorenzen	321-559-21	.574	3687	19
1999	Dusty Bonner	303-465-13	.652	3266	26
1998	Tim Couch	400-553-15	.723	4275	36
1997	Tim Couch	363-547-19	.664	3884	37
1996	Billy Jack Haskins	93-175-5	.531	967	5
1995	Billy Jack Haskins	93-154-6	.604	1176	4

1994	Antonio O'Ferral	48-107-6	.449	642	7
1993	Pookie Jones	85-163-7	.522	1071	8
1992	Pookie Jones	97-203-8	.478	1434	5
1991	Pookie Jones	81-138-4	.587	954	3
1990	Freddie Maggard	109-188-7	.580	1051	6
1989	Freddie Maggard	130-231-12	.563	1515	6
1988	Glenn Fohr	91-201-12	.453	1260	5
1987	Glenn Fohr	74-163-8	.454	973	6
1986	Bill Ransdell	151-256-9	.589	1610	3
1985	Bill Ransdell	133-231-6	.576	1744	5
1984	Bill Ransdell	148-266-11	.556	1748	11
1983	Randy Jenkins	118-203-10	.581	1272	10
1982	Randy Jenkins	92-187-2	.492	933	2
1981	Randy Jenkins	84-170-8	.494	1079	6
1980	Larry McCrimmon	69-137-10	.504	1060	3
1979	Terry Henry	30-76-6	.395	408	5
1978	Larry McCrimmon	35-106-11	.330	752	8
1977	Derrick Ramsey	74-156-6	.484	892	6
1976	Derrick Ramsey	51-103-6	.495	659	7
1975	Cliff Hite	35-101-3	.347	430	2
1974	Mike Fanuzzi	32-83-5	.386	438	4
1973	Mike Fanuzzi	33-84-4	.393	572	5
1972	Dink McKay	80-185-15	.432	879	1
1971	Bernie Scruggs	44-102-8	.431	554	3
1970	Bernie Scruggs	115-209-12	.550	1181	7
1969	Bernie Scruggs	80-183-11	.430	969	3
1968	Stan Forston	48-129-12	.372	643	1
1967	Dave Bair	66-164-21	.403	634	3
1966	Terry Beadles	47-113-13	.416	725	5
1965	Rick Norton	113-214-16	.528	1823	11
1964	Rick Norton	106-202-10	.524	1514	9
1963	Rick Norton	79-182-18	.412	1177	6
1962	Jerry Woolum	83-157-9	.528	1100	4
1961	Jerry Woolum	70-125-7	.560	892	4
1960	Jerry Woolum	63-125-8	.504	767	3
1959	Lowell Hughes	30-67-5	.448	375	1
	Jerry Eisaman	29-71-5	.414	310	4
1958	Jerry Eisaman	30-53-2	.566	449	3
	Lowell Hughes	36-72-6	.500	437	2
1957	Lowell Hughes	40-83-9	.482	447	2
1956	Delmar Hughes	14-42-3	.333	206	3
1955	Bob Hardy	58-106-5	.547	777	8
1954	Bob Hardy	57-108-11	.527	887	5
1953	Bob Hardy	24-47-3	.510	418	5
1952	Dick Shatto	19-54-3	.354	221	2
1951	Babe Parilli	136-239-12	.569	1643	19
1950	Babe Parilli	114-203-12	.561	1627	23
1949	Babe Parilli	81-150-13	.540	1081	8
1948	George Blanda	67-128-6	.523	967	7
1947	George Blanda	53-114-10	.465	484	5
1946	Phil Cutchin	26-56-4	.464	399	-

### Annual Receiving Leaders

Yr	Player	Rec	Yards	Avg	TD
2023	Barion Brown	43	539	12.5	4
2022	Barion Brown	50	628	12.6	4
2021	Wan'Dale Robinson	104	1334	12.8	7
2020	Josh Ali	54	473	8.8	1
2019	Lynn Bowden Jr.	30	348	11.6	1
2018	Lynn Bowden Jr.	67	745	11.1	5
2017	Garrett Johnson	48	539	11.2	2
2016	Garrett Johnson	39	585	15.0	5
2015	Dorian Baker	55	608	11.1	3
2014	Ryan Timmons	45	536	11.9	2
2013	Javess Blue	43	586	13.6	4
2012	La'Rod King	48	488	10.2	4



2011	La'Rod King	40	598	14.9	7
2010	Randall Cobb	84	1017	12.1	7
2009	Randall Cobb	39	447	11.5	4
2008	Dicky Lyons, Jr.	33	264	8.0	2
2007	Keenan Burton	66	741	11.2	9
2006	Keenan Burton	77	1036	13.5	12
2005	Rafael Little	46	449	9.8	0
2004	Glenn Holt	49	415	8.5	3
2003	Derek Abney	51	616	12.1	5
2002	Aaron Boone	41	706	17.2	10
2001	Derek Abney	66	741	11.2	6
2000	Derek Smith	50	716	14.3	5
1999	James Whalen	90	1019	11.3	10
1998	Craig Yeast	85	1311	15.4	14
1997	Craig Yeast	73	873	12.0	10
1996	Craig Yeast	26	378	14.5	2
1995	Craig Yeast	24	337	14.0	2
1994	Leon Smith	27	375	13.9	2
1993	Alfonzo Browning	20	335	16.8	4
	Mark Chatmon	20	294	14.7	1
1992	Kurt Johnson	20	318	15.9	1
1991	Neal Clark	47	647	13.8	3
1990	Phil Logan	37	565	15.3	4
1989	Phil Logan	28	337	12.0	1
1988	Ivy Joe Hunter	17	160	9.4	0
1987	Charlie Darrington	26	365	14.0	2
1986	Cornell Burbage	24	331	13.8	0
1985	Marc Logan	32	314	9.8	2
1984	George Adams	33	330	10.0	1
1983	Oliver White	26	252	9.7	0
1982	Robert Mangas	22	293	13.2	2
1981	Rick Massie	29	448	15.4	1
1980	Jim Campbell	33	394	11.9	4
1979	Felix Wilson	33	534	16.2	3
1978	Felix Wilson	43	727	16.9	4
1977	Dave Trosper	25	340	13.6	2
1976	Randy Burke	15	152	10.1	0
1975	Vin Hoover	18	198	11.0	1
1974	Randy Burke	12	127	10.6	1
1973	Elmore Stephens	16	282	17.6	4
1972	Jack Alvarez	41	487	11.9	0
1971	Jim Grant	10	205	20.5	1
	Lee Clymer	10	155	15.5	1
1970	Jim Grant	24	251	10.4	0
	David Hunter	24	224	9.3	2
1969	Jim Grant	33	344	10.4	1
1968	Phil Thompson	29	397	13.7	0
	Vic King	29	375	12.9	1
1967	Phil Thompson	36	377	10.5	2
1966	Larry Seiple	28	499	17.8	4
1965	Bob Windsor	30	426	14.2	2
1964	Rick Kestner	42	639	15.2	6
1963	Darrell Cox	20	333	16.7	2
1962	Tom Hutchinson	32	485	15.1	1
1961	Tom Hutchinson	32	543	16.9	4
1960	Tom Hutchinson	30	455	15.2	4
1959	Calvin Bird	16	151	9.4	0
1958	Calvin Bird	21	373	17.8	4
1957	Jim Urbaniak	13	194	14.9	3
	Bobby Cravens	13	143	11.0	0
1956	Doug Shively	7	107	15.3	1
1955	H. Schnellenberger	20	287	14.3	6
1954	H. Schnellenberger	19	254	13.4	3
1953	Steve Meilinger	18	308	17.1	3
1952	Steve Meilinger	16	326	20.4	6
1951	Steve Meilinger	41	576	14.0	8

1950	Al Bruno	38	589	15.5	10
1949	Al Bruno	12	224	18.7	0
	Nick Odlivak	12	108	9.0	1
1948	Wallace Jones	19	243	12.8	5
1947	Wallace Jones	9	93	10.3	2
1946	Not available	-	-	-	-

**Annual All-Purpose Leaders**

Yr	Player	Rush	Rec	PRet	KOR	Total
2023	Ray Davis	1129	323	0	0	1452
2022	Barion Brown	-2	628	28	440	1094
2021	Wan'Dale Robinson	111	1334	20	0	1465
2020	Chris Rodriguez Jr.	785	12	0	0	797
2019	Lynn Bowden Jr.	1468	348	53	220	2,089
2018	Benny Snell Jr.	1449	105	0	0	1,554
2017	Benny Snell Jr.	1,333	72	0	-13	1,392
2016	Benny Snell Jr.	1,091	39	0	138	1,268
2015	S. "Boom" Williams	855	74	0	0	929
2014	S. "Boom" Williams	486	162	0	511	1,159
2013	Javess Blue	19	586	20	510	1,135
2012	Raymond Sanders	669	111	0	223	1,003
2011	Mychal Bailey	0	0	0	600	600
2010	Randall Cobb	424	1,017	219	736	2,396
2009	Derrick Locke	907	284	0	639	1,830
2008	Derrick Locke	303	195	0	314	812
2007	Rafael Little	1,013	347	127	0	1,487
2006	Keenan Burton	-7	1,036	51	765	1,845
2005	Rafael Little	1,045	449	355	133	1,982
2004	Glenn Holt	117	415	0	0	532
2003	Derek Abney	148	616	285	772	1,821
2002	Derek Abney	5	569	544	804	1,922
2001	Derek Abney	0	741	212	739	1,692
2000	Chad Scott	611	263	0	23	895
1999	Anthony White	562	469	0	134	1,165
1998	Craig Yeast	87	1,311	33	410	1,841
1997	Craig Yeast	14	873	109	345	1,341
1996	Derick Logan	700	63	0	0	763
1995	Moe Williams	1,600	153	0	73	1,826
1994	Kio Sanford	-5	145	202	820	1,162
1993	Moe Williams	928	41	0	0	969
1992	Kurt Johnson	-3	318	187	330	832
1991	Kurt Johnson	52	385	129	406	972
1990	Al Baker	780	317	0	0	1,097
1989	Alfred Rawls	893	182	0	0	1,075
1988	Ivy Joe Hunter	451	160	0	272	883
1987	Mark Higgs	1,278	123	0	0	1,401
1986	Marc Logan	546	155	0	158	859
1985	Marc Logan	715	314	0	285	1,314
1984	George Adams	1,085	330	0	274	1,689
1983	George Adams	763	154	0	151	1,068
1982	George Adams	720	43	0	345	1,108
1981	Rick Massie	0	448	0	0	448
1980	Randy Brooks	578	180	0	42	800
1979	Chris Jones	770	85	0	17	872
1978	Felix Wilson	0	727	0	0	727
1977	Derrick Ramsey	618	0	0	0	618
1976	Chris Hill	606	93	-7	270	962
1975	Sonny Collins	1,150	-1	0	40	1,189
1974	Sonny Collins	970	23	0	73	1,066
1973	Sonny Collins	1,213	64	0	70	1,347
1972	Doug Kotar	361	-1	0	244	604
1971	Doug Kotar	375	40	0	589	1,004
1970	David Hunter	49	224	0	489	762
1969	Roger Gann	646	329	0	391	1,366
1968	Dicky Lyons	392	201	256	447	1,396
1967	Dicky Lyons	473	76	390	474	1,413



1966	Larry Seiple	256	499	0	120	875
1965	Larry Seiple	446	635	0	159	1,240
1964	Rodger Bird	671	191	147	195	1,204
1963	Rodger Bird	382	208	45	332	967
1962	Darrell Cox	363	310	131	296	1,100
1961	Tom Hutchinson	0	543	0	0	543
1960	Calvin Bird	129	222	119	344	814
1959	Calvin Bird	336	151	169	426	1,082
1958	Calvin Bird	168	373	18	231	790
1957	Bobby Cravens	669	143	78	239	1,129
1956	Bobby Cravens	338	0	90	180	608
1955	Don Netoskie	276	112	119	175	682
1954	Dick Mitchell	361	27	109	158	655
1953	Steve Meilinger	336	308	67	127	838
1952	Steve Meilinger	382	326	0	41	749
1951	Harry Jones	361	104	64	435	964

### Annual Punting Leaders

Yr	Player	No	Yards	Avg	Long
2023	Wilson Berry	56	2,222	39.7	56
2022	Colin Goodfellow	32	1,328	41.5	60
2021	Colin Goodfellow	35	1,608	45.9	70
2020	Max Duffy	42	1,895	45.1	75
2019	Max Duffy	49	2,358	48.1	70
2018	Max Duffy	60	2,687	44.8	67
2017	Matt Panton	64	2,707	42.3	71
2016	Grant McKinniss	58	2,273	39.2	61
2015	Landon Foster	61	2,459	40.3	53
2014	Landon Foster	66	2,810	42.2	60
2013	Landon Foster	68	2,807	41.3	59
2012	Landon Foster	61	2,617	42.9	58
2011	Ryan Tydlacka	79	3,448	43.6	64
2010	Ryan Tydlacka	47	2,059	43.8	73
2009	Ryan Tydlacka	64	2,557	40.0	59
2008	Tim Masthay	53	2,397	45.2	72
2007	Tim Masthay	50	1,992	39.8	63
2006	Tim Masthay	50	1,959	39.2	60
2005	Tim Masthay	54	1,965	36.4	59
2004	Sevin Sucurovic	34	1,493	43.9	61
2003	Anthony Thornton	65	2,715	41.5	58
2002	Glenn Pakulak	66	3,008	45.6	71
2001	Glenn Pakulak	56	2,492	44.5	69
2000	Seth Hanson	33	1,223	37.1	55
1999	Andy Smith	47	2,009	42.7	59
1998	Jimmy Carter	38	1,491	39.2	58
1997	Jimmy Carter	39	1,569	40.2	64
1996	Jimmy Carter	91	3,597	39.5	68
1995	Jimmy Carter	61	2,171	35.6	65
1994	Nicky Nickels	64	2,554	39.9	58
1993	Nicky Nickels	28	1,073	38.3	68
1992	Jason Todd	57	2,198	38.6	55
1991	Bill Hawk	54	2,255	41.8	75
1990	Bill Hawk	67	2,701	40.3	68
1989	Bill Hawk	64	2,392	37.4	59
1988	Jeff Nelson	33	1,355	41.1	58
1987	Jay Tesar	54	2,152	39.9	60
1986	Jeff Nelson	41	1,648	40.2	67
1985	Jay Tesar	68	2,758	40.6	67
1984	Paul Calhoun	60	2,677	44.6	62
1983	Paul Calhoun	69	2,981	43.2	80
1982	Paul Calhoun	59	2,446	41.5	60
1981	Randy Jenkins	66	2,542	37.7	60
1980	Randy Jenkins	45	1,783	39.6	67
1979	Chris Poulton	51	1,884	36.9	55
1978	Kevin Kelly	58	2,007	34.6	52
1977	Kevin Kelly	58	2,305	39.7	71

1976	Pete Gemmill	48	1,847	38.5	64
1975	Pete Gemmill	61	2,276	37.3	66
1974	John Tatterson	52	2,164	41.6	56
1973	John Tatterson	64	2,337	36.5	55
1972	John Tatterson	75	2,992	39.9	71
1971	Gary Knutson	65	2,345	36.1	48
1970	Dave Hardt	90	3,471	38.6	65
1969	Dave Hardt	80	3,257	40.7	71
1968	Dave Hardt	78	3,009	38.4	56
1967	Dicky Lyons	46	1,733	38.5	67
1966	Larry Seiple	64	2,443	38.2	64
1965	Larry Seiple	55	2,188	39.8	66
1964	Larry Seiple	35	1,475	42.1	63
1963	Rodger Bird	42	1,469	34.9	63
1962	Darrell Cox	58	2,142	36.9	65
1961	Darrell Cox	50	1,746	34.9	53
1960	Charles Sturgeon	33	1,192	36.1	51
1959	Charles Sturgeon	43	1,442	33.5	52
1958	Doug Shively	40	1,420	35.5	54
1957	Lou Michaels	47	1,910	40.6	71
1956	Lou Michaels	57	2,185	38.3	61
1955	Lou Michaels	18	757	42.1	67
1954	Bradley Mills	29	1,000	34.5	-
1953	Steve Meilinger	35	1,288	36.8	-
1952	Jim Mayo	34	1,091	32.1	-
1951	Babe Parilli	63	2,284	34.7	-
1950	Dom Fucci	50	2,047	40.9	-
1949	Dom Fucci	36	1,282	35.6	-
1948	George Blanda	58	2,346	40.4	-
1947	George Blanda	-	-	39.4	-
1946	George Blanda	28	1,106	39.5	-

### Annual Scoring Leaders

Yr	Player	TD	PAT	FG	Pts
2023	Ray Davis	21	0	0	126
2022	Matt Ruffolo	0	25	16	73
2021	Matt Ruffolo	0	54	10	84
2020	Chris Rodriguez Jr.	11	0	0	66
2019	Lynn Bowden Jr.	14	0	0	84
2018	Benny Snell Jr.	16	0	0	96
2017	Benny Snell Jr.	19	1	0	116
2016	Austin MacGinnis	0	44	16	92
2015	Austin MacGinnis	0	22	13	61
2014	Austin MacGinnis	0	41	21	104
2013	Joe Mansour	1	28	12	70
2012	Craig McIntosh	0	27	8	51
2011	Craig McIntosh	0	20	12	56
2010	Randall Cobb	13	2	0	82
2009	Randall Cobb	15	0	0	90
2008	Lones Seiber	0	34	11	67
2007	Lones Seiber	0	51	16	99
2006	Keenan Burton	13	0	0	78
2005	Taylor Begley	0	27	12	63
2004	Taylor Begley	0	20	9	47
2003	Taylor Begley	0	40	6	58
2002	Artose Pinner	15	0	0	90
2001	Derek Abney	7	0	0	42
2000	Seth Hanson	0	23	15	68
1999	Marc Samuel	0	35	14	77
1998	Craig Yeast	15	0	0	90
1997	Craig Yeast	12	0	0	72
1996	Brian Johnson	0	16	5	31
1995	Moe Williams	17	0	0	102
1994	Moe Williams	5	0	0	30
1993	Pookie Jones	6	0	0	36
1992	Doug Pelfrey	0	21	14	63



1991	Doug Pelfrey	0	20	10	50
1990	Al Baker	12	0	0	72
1989	Ken Willis	0	13	17	64
1988	Ken Willis	0	21	12	57
1987	Joey Worley	0	26	14	68
1986	Joey Worley	0	19	17	70
1985	Joey Worley	0	15	19	72
1984	George Adams	14	0	0	84
1983	George Adams	8	1	0	50
1982	George Adams	5	1	0	32
1981	Tom Griggs	0	14	6	32
1980	Tom Griggs	0	16	9	43
1979	Chris Jones	7	2	0	46
1978	Tom Griggs	0	15	6	33
1977	Derrick Ramsey	13	1	0	80
1976	Derrick Ramsey	10	0	0	60
1975	John Pierce	0	12	10	42
1974	Mike Fanuzzi	11	0	0	66
1973	Sonny Collins	13	1	0	80
1972	Gary Knutson	6	0	0	36
1971	Lee Clymer	4	0	0	24
1970	Bob Jones	0	9	10	39
1969	Bob Jones	0	8	4	20
1968	Dicky Lyons	11	0	0	66
1967	Dicky Lyons	11	4	1	73
1966	Larry Seiple	5	2	0	34
1965	Rodger Bird	13	0	0	78
1964	Rodger Bird	10	0	0	60
1963	Rodger Bird	4	0	0	24
	Darrell Cox	4	0	0	24
	Ken Bocard	4	0	0	24
1962	Perky Bryant	4	0	0	24
1961	Tom Hutchinson	4	3	0	30
1960	Tom Hutchinson	5	0	0	30
	Calvin Bird	5	0	0	30
	Bill Ransdell	5	0	0	30
1959	Calvin Bird	8	7	0	55
1958	Calvin Bird	10	5	0	65
1957	Bobby Cravens	4	0	0	24
1956	Delmar Hughes	2	14	0	26
1955	Bob Hardy	9	8	0	62
1954	Bob Hardy	4	5	0	29
1953	Bob Hardy	5	7	0	37
1952	Steve Meilinger	8	0	0	48
1951	Harry Jones	5	29	1	62
1950	Wilbur Jamerson	12	0	0	72
1949	Don Phelps	7	1	0	43
1948	W. Jones/C. Webb	5	0	0	30
1947	Don Phelps	5	0	0	30
1946	Don Phelps	7	0	0	42

**Annual Kickoff Return Leaders**

Yr	Player	No	Yds	Avg	TD	Long
2023	Barion Brown	16	576	36.0	3	100
2022	Barion Brown	16	440	27.5	1	100
2021	Zach Johnson	14	259	18.5	0	27
2020	Zach Johnson	11	228	20.7	0	33
2019	Lynn Bowden Jr.	9	229	24.4	0	37
2018	Lynn Bowden Jr.	25	539	21.6	0	42
2017	Lynn Bowden Jr.	37	869	23.5	0	93
2016	Jeff Badet	15	344	22.9	0	39
2015	Sihem King	23	498	21.7	0	48
2014	S. "Boom" Williams	19	511	26.9	0	75
2013	Javess Blue	25	510	20.4	0	42
2012	DeMarcus Sweat	25	512	20.5	0	51

2011	Mychal Bailey	29	600	20.7	0	36
2010	Derrick Locke	15	395	26.3	0	40
2009	Derrick Locke	23	639	27.8	1	100
2008	Winston Guy	10	291	29.1	0	96
2007	Keenan Burton	28	679	24.2	0	42
2006	Keenan Burton	31	765	24.7	1	100
2005	Draak Davis	18	461	25.6	0	39
2004	Draak Davis	23	438	19.0	0	29
2003	Derek Abney	32	772	24.1	0	48
2002	Derek Abney	30	804	26.8	2	100
2001	Derek Abney	33	739	22.4	0	38
2000	Kendrick Shanklin	34	730	21.5	0	45
1999	Dougie Allen	8	246	30.8	0	53
1998	Craig Yeast	14	410	29.3	1	100
1997	Craig Yeast	15	345	23.0	1	97
1996	Kio Sanford	15	240	16.0	0	33
1995	Kio Sanford	23	554	24.1	0	57
1994	Kio Sanford	33	820	24.9	1	96
1993	Clyde Rudolph	10	209	20.9	0	44
1992	Kurt Johnson	19	330	17.4	0	29
1991	Kurt Johnson	21	406	19.3	0	52
1990	John Bolden	21	407	19.4	0	43
1989	Kurt Johnson	21	537	25.6	1	100
1988	Ivy Joe Hunter	12	272	22.7	0	37
1987	Dee Smith	12	291	24.3	0	75
1986	Cornell Burbage	15	347	23.1	0	57
1985	Marc Logan	17	285	16.8	0	36
1984	Marc Logan	11	289	26.2	0	44
1983	Tony Mayes	14	375	26.7	0	48
1982	George Adams	16	345	21.6	0	55
1981	Tom Petty	6	144	24.0	0	33
1980	Tom Petty	12	219	18.3	0	41
1979	Tom Petty	19	382	20.1	0	49
1978	Henry Parks	14	334	23.9	0	57
1977	Dallas Owens	8	120	15.0	0	24
1976	Chris Hill	13	270	20.5	0	31
1975	Steve Campassi	10	195	19.5	0	28
1974	Dallas Owens	15	301	20.1	0	37
1973	Greg Woods	11	158	14.4	0	33
1972	Steve Campassi	15	277	18.5	0	43
1971	Doug Kotar	24	589	24.5	1	98
1970	David Hunter	25	489	19.2	0	-
1969	Roger Gann	18	391	21.7	1	95
1968	Dicky Lyons	22	447	20.3	0	34
1967	Dicky Lyons	18	474	26.3	1	95
1966	Dicky Lyons	16	267	16.8	0	31
1965	Rodger Bird	18	382	21.2	0	36
1964	Frank Antonini	11	222	20.1	0	39
1963	Rodger Bird	11	332	30.1	1	92
1962	Darrell Cox	14	296	21.1	0	37
1961	Bill Ransdell	7	161	23.0	0	31
	Billy Bird	7	149	21.2	0	28
1960	Calvin Bird	14	344	24.5	0	66
1959	Calvin Bird	14	426	30.4	1	89
1958	Calvin Bird	9	231	23.6	0	40
1957	Bobby Cravens	12	239	20.0	0	32
1956	Bobby Cravens	9	180	20.0	0	35
1955	Don Netoskie	9	175	19.5	0	26
1954	Dick Mitchell	9	158	17.7	0	-
1953	Steve Meilinger	7	127	18.1	0	-
1952	Larry Jones	11	232	21.1	0	-
1951	Harry Jones	17	435	25.6	0	-
1950	Not reported					
1949	Don Phelps	7	231	33.0	0	-
1948	Ralph Genito	6	124	20.6	0	-
1947	Don Phelps	9	163	18.8	0	-



1946 Bill Chambers 8 242 30.2 - -

### Annual Punt Return Leaders

Yr	Player	No	Yds.	Avg	TD	LG
2023	Barion Brown	3	51	17.0	0	36
2022	Tayvion Robinson	15	83	5.5	0	26
2021	Josh Ali	9	133	14.8	1	74
2020	Josh Ali	6	62	10.3	0	39
2019	Josh Ali	14	88	6.3	0	19
2018	David Bouvier	10	52	5.2	0	21
2017	Charles Walker	7	94	13.4	0	52
2016	Charles Walker	15	117	7.8	1	65
2015	Ryan Timmons	8	59	7.4	0	19
2014	Demarco Robinson	24	178	7.4	0	22
2013	Demarco Robinson	11	114	10.4	0	33
2012	Demarco Robinson	18	117	6.5	0	27
2011	Randall Burden	15	26	1.7	0	11
2010	Randall Cobb	28	219	7.8	1	50
2009	Randall Cobb	24	308	12.8	1	73
2008	Dicky Lyons Jr.	20	247	12.4	0	44
2007	Rafael Little	19	127	6.7	0	18
2006	Rafael Little	14	317	22.6	1	84
2005	Rafael Little	21	355	16.9	0	57
2004	Dicky Lyons	12	55	4.6	0	14
2003	Derek Abney	29	285	9.8	1	80
2002	Derek Abney	36	544	15.1	4	86
2001	Derek Abney	22	212	9.6	1	47
2000	Kendrick Shanklin	14	16	1.1	0	8
1999	Kendrick Shanklin	16	216	13.5	1	56
1998	Craig Yeast	11	33	3.0	0	12
1997	Craig Yeast	7	109	15.6	1	85
1996	Kio Sanford	16	126	7.9	0	62
1995	Antonio O'Ferral	13	67	5.2	0	13
1994	Kio Sanford	24	202	8.4	0	36
1993	Matt Riazzi	26	140	5.4	0	22
1992	Kurt Johnson	25	187	7.5	0	35
1991	Kurt Johnson	17	129	7.6	0	39
1990	Chris Tolbert	15	124	8.3	0	31
1989	Chris Tolbert	16	212	13.3	1	58
1988	Chris Tolbert	32	250	7.8	0	49
1987	Dee Smith	24	242	10.1	1	64
1986	Cornell Burbage	25	167	6.7	0	35
1985	Brian Williams	20	223	11.2	1	57
1984	Brian Williams	11	63	5.7	0	28
1983	Brian Williams	29	284	9.8	0	47
1982	Andy Molls	11	104	8.9	0	64
1981	Andy Molls	33	420	13.4	1	87
1980	Chris Jacobs	28	127	4.5	0	22
1979	Larry Carter	31	221	7.1	1	60
1978	Larry Carter	29	354	12.2	2	88
1977	Mike Siganos	43	308	7.2	0	43
1976	Mike Siganos	40	216	5.4	0	19
1975	Mike Siganos	30	261	8.7	0	66
1974	Ben Thomas	24	192	8.0	0	47
1973	Jeff Woodcock	26	41	1.6	0	15
1972	Steve Phillips	17	187	11.0	0	39
1971	Emmett Burnam	7	35	5.0	0	12
1970	Jim Lett	10	76	7.6	0	-
1969	Paul Martin	17	121	7.1	0	44
1968	Dicky Lyons	20	256	12.8	0	59
1967	Dicky Lyons	24	390	16.3	1	71
1966	Dicky Lyons	25	419	16.8	2	97
1965	Terry Beadles	16	185	11.6	0	25
1964	Rodger Bird	12	147	12.2	0	47
1963	Rodger Bird	4	45	11.2	0	15
	Darrell Cox	4	17	4.2	0	8

1962	Darrell Cox	13	131	10.1	0	26
1961	Darrell Cox	21	281	13.4	1	86
1960	Calvin Bird	11	119	10.8	0	34
	Jimmy Poynter	11	116	10.5	0	21
1959	Calvin Bird	10	169	16.9	2	62
1958	Glenn Shaw	5	46	9.2	0	15
1957	Bobby Cravens	9	78	8.2	0	23
1956	Billy Mitchell	11	175	15.9	1	78
1955	Don Netoskie	10	119	11.9	0	38
1954	Dick Mitchell	13	109	8.4	0	-
1953	Steve Meilinger	8	67	8.4	0	-
1952	Wallace Mitchell	14	156	11.1	0	-
1951	Emery Clark	17	128	6.9	0	-
1950	Dom Fucci	16	91	5.7	0	-
1949	Don Phelps	24	201	8.4	0	-
1948	Wilbur Jamerson	15	147	9.8	0	-
1947	Don Phelps	20	224	11.2	0	-
1946	Don Phelps	15	287	19.0	1	88

### Annual Interception Leaders

Yr	Player	No	Yds.	Avg	TD	LG
2023	Maxwell Hairston	5	131	26.2	2	54
2022	Keidron Smith	2	65	32.5	1	65
2021	Quandre Mosely	2	38	19.0	1	38
	J.J. Weaver	2	21	10.5	0	20
2020	Kelvin Joseph	4	62	15.5	1	41
2019	Jordan Griffin	2	13	6.5	0	15
2018	Darius West	3	51	17.0	0	19
2017	Mike Edwards	4	1	0.2	0	1
2016	Three players with three each					
2015	J.D. Harmon	3	25	8.3	0	25
2014	A.J. Stamps	4	103	25.8	0	50
2013	Three players with one each					
2012	J.D. Harmon	2	8	4.0	0	8
2011	Danny Trevathan	4	73	18.2	0	28
2010	Winston Guy	3	-2	-0.7	0	0
2009	Sam Maxwell	6	92	15.3	1	56
2008	Trevarid Lindley	4	55	13.8	1	28
	Marcus McClinton	4	20	5.0	0	20
2007	Trevarid Lindley	3	33	11.0	0	33
2006	Marcus McClinton	4	13	3.3	0	13
2005	Bo Smith	2	54	27.0	0	31
2004	Muhammad Abdullah	3	20	6.7	0	20
2003	Muhammad Abdullah	4	6	1.5	0	6
2002	Three players with two each					
2001	David Johnson	2	29	14.5	0	17
2000	Five players with one each					
1999	Anthony Wajda	5	98	19.6	0	46
1998	David Johnson	2	51	25.5	0	42
1997	Tremayne Martin	5	0	0.0	0	0
1996	Van Hiles	3	20	6.7	0	20
1995	Leman Boyd	3	4	1.3	0	4
1994	Van Hiles	3	61	20.3	1	61
1993	Marcus Jenkins	6	45	7.5	0	19
1992	Willie Cannon	3	54	18.0	0	29
1991	Brad Armstead	4	92	23.0	0	52
1990	Four players with one each					
1989	Ron Robinson	3	54	18.0	0	37
	Albert Burks	3	31	10.3	0	14
	Jeff Brady	3	1	0.3	0	4
1988	Jay Dortch	2	0	0.0	0	0
1987	Tony Massey	4	69	17.3	1	38
1986	Tony Mayes	4	33	8.3	0	30
1985	Russell Hairston	4	26	6.5	0	20
1984	Paul Calhoun	7	91	13.0	0	36
1983	Kerry Baird	3	56	18.6	1	35



1982	Two players with two each				
1981	Greg Long	4	176	44.0	1 91
	Kerry Baird	4	55	14.3	0 22
1980	Chris Jacobs	3	60	20.0	0 36
1979	Larry Carter	3	75	25.0	0 45
	Andy Molls	3	27	9.0	0 23
	John Bow	3	24	8.0	0 16
1978	Larry Carter	5	62	12.4	0 22
1977	Dallas Owens	4	104	26.0	2 81
1976	Dave Hayden	5	69	13.8	0 28
1975	Ray Carr	4	0	0.0	0 0
1974	Ben Thomas	5	82	16.4	0 25
1973	Darryl Bishop	5	123	24.6	0 83
1972	Darryl Bishop	5	149	29.8	1 97
1971	Jeff Woodcock	6	37	6.2	0 32
1970	Emmett Burnam	5	43	8.6	0 28
	Wilbur Hackett	5	22	4.4	0 7
	Jasper Swindle	5	22	4.4	0 12
1969	Dave Van Meter	3	0	0.0	0 0
1968	Dave Hunter	3	197	65.7	1 100
1967	Charles Blackburn	2	5	2.5	0 5
1966	Jerry Davis	4	41	10.3	0 22
1965	Terry Beadles	6	77	12.8	0 32
1964	Rodger Bird	3	97	32.3	1 95
1963	Bob Kosid	4	30	7.5	0 13
	Talbot Todd	4	12	3.0	0 12
1962	Darrell Cox	3	15	5.0	0 15
1961	Darrell Cox	4	0	0.0	0 0
1960	Tom Hundley	3	63	21.0	0 28
	Jerry Eisaman	3	60	20.0	0 35
	Leeman Bennett	3	44	14.6	0 36
1959	12 players with one each				
1958	Two players with two each				
1957	Lowell Hughes	3	52	17.3	0 25
	Kenny Robertson	3	7	2.3	0 4
1956	Four players with two each				
1955	Dave Kuhn	3	18	6.0	0 9
1954	Dave Kuhn	3	29	9.7	0 -
1953	Steve Meilinger	4	69	17.3	0 -
1952	Bradley Mills	6	30	5.0	0 -
1951	Doug Moseley	5	37	7.4	0 -
1950	Dom Fucci	4	63	15.8	1 -
1949	Jerry Claiborne	9	130	14.4	0 -
1948	Three players with three each				
1947	Bill Moseley	4	37	9.3	- -
	Bill Boller	4	66	16.5	- -

**Annual Tackle Leaders**

Yr	Player	Solo	Asst	Total
2023	D'Eryk Jackson	52	37	89
2022	D'Eryk Jackson	27	40	67
2021	Jacquez Jones	40	46	86
2020	Jamin Davis	50	52	102
2019	Yusuf Corker	46	28	74
2018	Josh Allen	56	32	88
2017	Mike Edwards	53	44	97
2016	Jordan Jones	74	35	109
2015	Josh Forrest	39	54	93
2014	Josh Forrest	63	47	110
2013	Avery Williamson	46	56	102
2012	Avery Williamson	70	65	135
2011	Danny Trevathan	67	76	143
2010	Danny Trevathan	85	59	144
2009	Micah Johnson	51	54	105
2008	Braxton Kelley	49	49	98
2007	Wesley Woodyard	78	61	139

2006	Wesley Woodyard	80	42	122
2005	Wesley Woodyard	75	25	100
2004	Jon Sumrall	49	23	72
2003	Chad Anderson	73	52	125
2002	Quentus Cumby	52	35	87
2001	Chris Gayton	52	41	93
2000	Marlon McCree	65	20	85
1999	Jeff Snedegar	63	21	84
1998	Jeff Zurcher	75	13	88
1997	Jeff Snedegar	62	35	97
1996	Leman Boyd	77	20	97
1995	Mike Schellenberger	63	41	104
1994	Melvin Johnson	88	41	129
1993	Marty Moore	81	35	116
1992	Marty Moore	-	-	148
1991	Marty Moore	-	-	183
1990	Randy Holleran	-	-	174
1989	Craig Benzinger	77	82	159
1988	Randy Holleran	102	59	161
1987	Jeff Kremer	90	90	180
1986	Larry Smith	64	70	134
1985	Larry Smith	82	70	152
1984	Cam Jacobs	88	57	145
1983	Kevin McClelland	74	63	137
1982	John Grimsley	91	65	156
1981	John Grimsley	89	64	153
1980	Scott Schroeder	82	62	144
1979	Lester Boyd	77	55	132
1978	Jim Kovach	92	72	164
1977	Mike Martin	69	56	125
1976	Jim Kovach	94	49	143
1975	Jim Kovach	76	68	154
1974	Tom Ehlers	91	83	174
1973	Frank LeMaster	82	68	150
1972	Darryl Bishop	79	57	136
1971	Darryl Bishop	73	73	146
1970	Joe Federspiel	82	43	125



## LONGEST PLAYS

### Rushing

t91	Harry Jones vs. George Washington, 1951
t88	Jalen Whitlow vs. Alabama Staet, 2013
88	Bernie Scruggs vs. Georgia, 1970
t88	Bill Ransdell vs. Xavier, 1960
t87	Josh Clemons vs. Central Michigan, 2011
t85	Mark Higgs vs. Utah State, 1987
t85	Don Phelps vs. Michigan State, 1946
t84	Mark Higgs vs. Vanderbilt, 1984
t83	Derrick Locke vs. Vanderbilt, 2010
t83	Ralph Genito vs. Miami (Fla.), 1948
t82	Pete Venable vs. Bowling Green, 1979
t82	Bob Kosid vs. Detroit, 1963
t80	Quentin McCord vs. South Carolina, 1998
t80	Ken Northington vs. Vanderbilt, 1974
t79	Chris Rodriguez Jr. vs. South Carolina, 2020
t79	Donald Russell vs. Eastern Kentucky, 2009
76	Moe Williams vs. South Carolina, 1995
t76	Mark Higgs vs. Rutgers, 1984
t76	Rodger Bird vs. LSU, 1964
t75	Ray Davis vs. Florida, 2023
t75	A.J. Rose vs. Louisville, 2018
75	Stephen Johnson vs. Tennessee, 2016
t75	S. "Boom" Williams vs. Louisiana Lafayette, 2015
74	Ramon Jefferson vs. Alabama, 2023
t74	Chris Rodriguez Jr. vs. Vanderbilt, 2020
t73	Braylon Heard vs. UT Martin, 2014
t73	Randall Cobb vs. Vanderbilt, 2010
t73	Alfred Rawls vs. LSU, 1989
73	Rod Stewart vs. Georgia, 1978
t72	Chris Rodriguez Jr. vs. Vanderbilt, 2022
72	A.J. Rose vs. Ole Miss, 2020
t71	Benny Snell Jr. vs. Missouri, 2017
71	Jojo Kemp vs. Tennessee, 2016
70	Kavosiey Smoke vs. Louisville, 2019
70	Derick Logan vs. Vanderbilt, 1996
t70	Moe Williams vs. Florida, 1993
t70	Larry Seiple vs. Ole Miss, 1965
t70	Norman Klein vs. Xavier, 1948

### Passing

t97	Tim Couch/Craig Yeast vs. Florida, 1998
t92	Dave Bair/Dicky Lyons Sr. vs. Georgia, 1968
89	Jared Lorenzen/Derek Smith vs. Georgia, 2000
t88	Maxwell Smith/Javess Blue vs. Miami (Ohio), 2013
t87	Tim Couch/Kio Sanford vs. Tennessee, 1997
t86	Jared Lorenzen/Ernest Simms vs. Georgia, 2000
t83	Patrick Towles/Javess Blue vs. ULM, 2014
t83	Randy Jenkins/Allan Watson vs. Indiana, 1980
82	Bill Ransdell/Cisco Bryant vs. BGSU, 1985
t80	Andre' Woodson/Dicky Lyons Jr. vs. Louisville, 2006
t80	Dusty Bonner/Quentin McCord vs. Vanderbilt, 1999
t80	Tim Couch/Kio Sanford vs. Louisville, 1997
t80	Larry McCrimmon/Felix Wilson vs. Florida, 1978
79	Will Levis/W. Robinson vs. NMSU, 2021
79	P. Towles/D.Robinson vs. UT Martin, 2014
t79	Andre' Woodson/Scott Mitchell vs. Indiana, 2005
t79	Matt Mumme/Garry Davis vs. Indiana, 1998
t78	Matt Mumme/Vincent Harrison vs. Vanderbilt, 1998
78	Terry Beadles/Larry Seiple vs. Tennessee, 1966
t77	Pookie Jones/Tim Calvert vs. Cincinnati, 1992

t77	Derrick Ramsey/Dave Trosper vs. Tennessee, 1975
t77	Jerry Woolum/Tom Hutchinson vs. LSU, 1961
t76	Rick Norton/Bob Windsor vs. Auburn, 1965
t75	Stephen Johnson/Garrett Johnson vs. Louisville, 2016
t75	Jared Lorenzen/Quentin McCord vs. Georgia, 2000
75	Dicky Lyons Sr./Dan Spanish vs. Vanderbilt, 1966
t75	Rick Norton/Larry Seiple vs. Houston, 1965

### Punts

80	Paul Calhoun vs. Indiana, 1983
78	Randy Jenkins vs. Tennessee, 1983
75	Max Duffy vs. Auburn, 2020
75	Bill Hawk vs. Tennessee, 1991
73	Ryan Tydlacka vs. Ole Miss, 2010
72	Tim Masthay vs. Mississippi State, 2008
71	Matt Panton vs. Eastern Michigan, 2017
71	Glenn Pakulak vs. Tennessee, 2002
71	Kevin Kelly vs. Mississippi State, 1977
71	John Tattersson vs. LSU, 1972
71	Dave Hardt vs. Virginia Tech, 1969
71	Lou Michaels vs. Florida, 1957

### Field Goals

54	Austin MacGinnis vs. Tennessee, 2014
53	Austin MacGinnis vs. Missouri, 2017
53	Austin MacGinnis vs. Ohio, 2014
53	Doug Pelfrey vs. Indiana, 1991
53	Doug Pelfrey vs. Cincinnati, 1991
52	Taylor Begley vs. Alabama, 2004
52	Doug Pelfrey vs. LSU, 1992
52	Doug Pelfrey vs. Mississippi State, 1992
52	Doug Pelfrey vs. Florida, 1991
52	Joey Worley vs. Wisconsin, 1984
52	Rick Strein vs. Kansas, 1981
52	Joe Bryant vs. Virginia Tech, 1977
52	John Pierce vs. Florida, 1974
51	Austin MacGinnis vs. Mississippi State, 2016
51	Austin MacGinnis vs. Florida, 2014
51	Ryan Tydlacka vs. South Carolina, 2008
51	Taylor Begley vs. Florida, 2004
51	Joe Bryant vs. Georgia, 1977
51	Joe Bryant vs. Georgia, 1977
50	Alex Raynor vs. Florida, 2023
50	Matt Ruffolo vs. Miami (OH), 2022
50	Matt Ruffolo vs. Missouri, 2020
50	Matt Ruffolo vs. Arkansas, 2019
50	Austin MacGinnis vs. Florida, 2017
50	Craig McIntosh vs. Ole Miss, 2010
50	Craig McIntosh vs. Pittsburgh, 2010
50	Doug Pelfrey vs. Florida, 1992
50	Doug Pelfrey vs. LSU, 1991
50	Doug Pelfrey vs. Central Michigan, 1990
50	Ken Willis vs. North Carolina, 1989
50	Joey Worley vs. Vanderbilt, 1984
50	Chris Caudell vs. Kansas State, 1983

### Punt Returns

t97	Dicky Lyons Sr. vs. Houston, 1966
t88	Larry Carter vs. Virginia Tech, 1978
t88	Don Phelps vs. Marquette, 1946
t87	Andy Molls vs. Vanderbilt, 1981





t86 Derek Abney vs. Arkansas, 2002  
 t85 Craig Yeast vs. South Carolina, 1997  
 t84 Rafael Little vs. Louisiana-Monroe, 2006  
 t84 Darrell Cox vs. Florida State, 1961  
 t80 Derek Abney vs. Mississippi State, 2003  
 t78 Bill Mitchell vs. Maryland, 1956  
 t74 Josh Ali vs. Mississippi State, 2021  
 t73 Randall Cobb vs. Louisiana-Monroe, 2009  
 t73 Larry Carter vs. Ole Miss, 1978  
 t72 Dicky Lyons Sr. vs. Tennessee, 1966  
 t72 Harry Jones vs. Villanova, 1952  
 t71 Dicky Lyons Sr. vs. Auburn, 1967  
 t69 Derek Abney vs. Mississippi State, 2002  
 t67 Lynn Bowden Jr. vs. Missouri, 1918  
 67 Andy Molls vs. Vanderbilt, 1981  
 t65 Charles Walker vs. New Mexico State, 2016  
 t64 Dee Smith vs. Utah State, 1987  
 64 Andy Molls vs. Virginia Tech, 1982  
 62 Kio Sanford vs. Louisville, 1996  
 62 Dicky Lyons Sr. vs. West Virginia, 1966  
 t62 Calvin Bird vs. Tennessee, 1959  
 61 Mike Siganos vs. Georgia, 1975  
 t61 Emery Clark vs. Georgia, 1949  
 t60 Larry Carter vs. Bowling Green, 1979

**Kickoff Returns**

t100 Barion Brown vs. Clemson, 2023  
 t100 Barion Brown vs. Louisville, 2023  
 t100 Barion Brown vs. Miami (OH), 2022  
 t100 Derrick Locke vs. Louisville, 2009  
 t100 Derrick Locke vs. Western Kentucky, 2008  
 t100 Keenan Burton vs. Louisville, 2006  
 t100 Derek Abney vs. Florida, 2002  
 t100 Craig Yeast vs. Florida, 1998  
 t100 Kurt Johnson vs. Georgia, 1989  
 t99 Barion Brown vs. Ball State, 2023  
 t99 David Jones vs. East Carolina, 2008 season  
 (2009 bowl)  
 t99 Rafael Little vs. Idaho State, 2005  
 t98 Doug Kotar vs. Clemson, 1971  
 t97 Craig Yeast vs. Vanderbilt, 1997  
 96 Winston Guy vs. Georgia, 2008  
 t96 Kio Sanford vs. Northeast Louisiana, 1994  
 t95 Derek Abney vs. Vanderbilt, 2002  
 t95 Craig Yeast vs. South Carolina, 1996  
 t95 Roger Gann vs. Indiana, 1969  
 t95 Dicky Lyons Sr. vs. LSU, 1967  
 93 Lynn Bowden Jr. vs. Vanderbilt, 2017  
 93 Keenan Burton vs. Idaho State, 2005  
 t92 Rodger Bird vs. Virginia Tech, 1963  
 91 Don Phelps vs. Georgia, 1949  
 91 Don Phelps vs. Ole Miss, 1946

**Interception Returns**

100 David Hunter vs. West Virginia, 1968  
 t97 Darryl Bishop vs. Miss. State, 1972  
 t95 Tyrell Ajian vs. UT Chattanooga, 2021  
 t95 David Johnson vs. Cincinnati, 1986  
 t95 Rodger Bird vs. Auburn, 1964  
 t93 Don Frampton vs. Ole Miss, 1949  
 t91 Greg Long vs. North Texas State, 1981  
 t89 Joe Stephan vs. Florida, 1969  
 t85 Jamin Davis vs. Tennessee, 2020  
 83 Darryl Bishop vs. Miss. State, 1973

t82 Quentus Cumby vs. Indiana, 2002  
 t81 Dallas Owens vs. LSU, 1977  
 t81 Josh Forrest vs. Louisville, 2015  
 t80 John Netoskie vs. Miami (Fla.), 1949

**Blocked Field Goal Return**

t76 Trevin Wallace vs. Florida, 2021  
 t72 Bo Smith vs. Vanderbilt, 2005  
 t68 Anwar Stewart vs. Alabama, 1997  
 t57 David Jones vs. Vanderbilt, 2008

t-touchdown



## 300-YARD PASSERS

Yds	Player/Game
528	Jared Lorenzen vs. Georgia, 2000 (39-58-2, 2 TD)
499	Tim Couch vs. Arkansas, 1998 (47-67-1, 3 TD)
498	Tim Couch vs. Louisville, 1998 (29-39-0, 7 TD)
492	Tim Couch vs. Vanderbilt, 1998 (44-53-3, 5 TD)
476	Tim Couch vs. Tennessee, 1997 (35-50-3, 2 TD)
453	Jared Lorenzen vs. Vanderbilt, 2001 (26-37-0, 6 TD)
450	Andre' Woodson vs. Vanderbilt, 2006 (29-42-0, 4 TD)
446	Dusty Bonner vs. Louisville, 1999 (34-62-2, 3 TD)
430	Andre' Woodson vs. Tennessee, 2007 (39-62-2, 6 TD)
428	Tim Couch vs. NE Louisiana, 1997 (34-43-1, 6 TD)
421	Dusty Bonner vs. Georgia, 1999 (33-52-1, 4 TD)
419	Will Levis vs. N. Mexico State 2021 (21-31-1, 4 TD)
415	Andre' Woodson vs. Florida, 2007 (35-50-0, 5 TD)
410	Tim Couch vs. Louisiana State, 1997 (41-66-3, 4 TD)
406	Jared Lorenzen vs. Tennessee, 2001 (34-53-1, 4 TD)
406	Tim Couch vs. Florida, 1998 (40-61-2, 3 TD)
398	Tim Couch vs. Louisville, 1997 (36-50-1, 4 TD)
391	Tim Couch vs. Louisiana State, 1998 (37-50-1, 3 TD)
390	Patrick Towles vs. Mississippi St., 2014 (24-43-0, 2 TD)
385	Jared Lorenzen vs. Vanderbilt, 2000 (33-55-1, 2 TD)
382	Jared Lorenzen vs. S. Florida, 2000 (30-57-1, 3 TD)
377	Will Levis vs. Youngstown St., 2022 (27-35-2, 2 TD)
377	Patrick Towles vs. UT Martin, 2014 (20-29-0, 1 TD)
377	Jared Lorenzen vs. Georgia, 2001 (32-54-2, 3 TD)
373	Rick Norton vs. Houston, 1965 (19-35-4, 2 TD)
372	Devin Leary vs. Tennessee, 2023 (28-39-0, 2 TD)
372	Will Levis vs. Tennessee, 2021 (31-49-1, 3 TD)
372	Tim Couch vs. ECU, 1998 (32-41-0, 5 TD)
369	Patrick Towles vs. Florida, 2014 (24-45-3, 3 TD)
367	Will Levis vs. ULM (18-26-1, 4 TD)
363	Jared Lorenzen vs. Florida, 2000 (35-59-2, 2 TD)
361	Dusty Bonner vs. Tennessee, 1999 (32-50-5, 3 TD)
359	Patrick Towles vs. Auburn, 2015 (27-44-1, 0 TD)
359	Andre' Woodson vs. La-Monroe, 2006 (25-35-0, 3 TD)
358	Andre' Woodson vs. Florida St., 2007 (32-50-1, 4 TD)
357	Pookie Jones vs. Mississippi St., 1992 (19-32-0, 1 TD)
355	Tim Couch vs. Alabama, 1997 (32-49-3, 4 TD)
354	Maxwell Smith vs. Kent State, 2012 (30-39-0, 4 TD)
353	Mike Hartline vs. Georgia, 2010 (27-43-1, 4 TD)
349	Mike Hartline vs. S. Carolina, 2010 (32-42-0, 4 TD)
349	Tim Couch vs. Mississippi St., 1997 (39-61-1, 4 TD)
348	Tim Couch vs. Florida, 1997 (33-59-3, 2 TD)
339	Jared Lorenzen vs. Indiana, 2000 (33-48-0, 2 TD)
339	Dusty Bonner vs. Connecticut, 1999 (34-40-0, 4 TD)
338	Stephen Johnson vs. Louisville, 2016 (16-27-1, 3 TD)
338	Tim Couch vs. Mississippi St., 1998 (35-45-1, 2 TD)
338	Babe Parilli vs. Cincinnati, 1950 (18-29-0, 5 TD)
337	Tim Couch vs. Tennessee, 1998 (35-56-1, 2 TD)
336	Tim Couch vs. Penn State, 1998 (30-48-2, 2 TD)
335	Andre' Woodson vs. Auburn, 2005 (26-43-1, 1 TD)
334	Tim Couch vs. Indiana, 1997 (24-34-0, 7 TD)
332	Maxwell Smith vs. WKU, 2012 (37-60-4, 2 TD)
329	Patrick Towles vs. ECU, 2015 (29-42-2, 3 TD)
328	Jared Lorenzen vs. Tennessee, 2000 (24-46-2, 2 TD)
326	Jared Lorenzen vs. Arkansas, 2003 (28-49-1, 2 TD)
326	Tim Couch vs. Georgia, 1998 (34-46-2, 2 TD)
324	Jared Lorenzen vs. Indiana, 2001 (26-47-1, 2 TD)
324	Tim Couch vs. Georgia, 1997 (41-55-3, 1TD)
323	Drew Barker vs. Southern Miss, 2016 (15-24-1, 4 TD)
322	Jared Lorenzen vs. Louisville, 2000 (22-34-3, 3 TD)
322	Bill Ransdell vs. Vanderbilt, 1985 (30-56-0, 1 TD)
320	Jared Lorenzen vs. Miss. St., 2001 (26-46-2, 2 TD)
315	Devin Leary vs. Akron, 2023 (16-25-1, 3 TD)
315	Tim Couch vs. South Carolina, 1998 (29-42-0, 3 TD)
313	Bill Ransdell vs. Bowling Green, 1985 (15-34-1, 1 TD)
310	Stephen Johnson vs. NM State, 2016 (17-22-0, 3 TD)
310	Maxwell Smith vs. Miami (OH), 2013 (15-23-0, 3 TD)
306	Devin Leary vs. Clemson, 2023 (16-28-2, 2 TD)
305	Jared Lorenzen vs. Middle Tenn., 2002 (22-311, 3 TD)
304	Jared Lorenzen vs. S. Carolina, 2000 (34-52-2, 1 TD)
304	Dusty Bonner vs. Indiana, 1999 (24-31-1, 5 TD)
303	Will Levis vs. Miami (OH), 2022 (21-32-1, 3 TD)
303	Will Levis vs. North Illinois, 2022 (18-26-0, 4 TD)
302	Bill Ransdell vs. Tulane, 1985 (22-34-2, 0 TD)
301	Andre' Woodson vs. FAU, 2007 (26-33-1, 5 TD)
301	Tim Couch vs. Indiana, 1998 (38-53-4, 1 TD)
300	Mike Hartline vs. Ole Miss, 2010 (27-46-1, 2 TD)
300	Bill Ransdell vs. Cincinnati, 1985 (16-26-2, 2 TD)



## 100-YARD RECEIVERS

Yds	Player/Game (Receptions)
269	Craig Yeast vs. Vanderbilt, 1998 (16)
206	Craig Yeast vs. Florida, 1998 (6)
185	Rick Kestner vs. Ole Miss, 1964 (9)
181	Wan'Dale Robinson vs. New Mexico State, 2021 (8)
177	Chris Matthews vs. South Carolina, 2010 (12)
171	Randall Cobb vs. Mississippi State, 2010 (12)
171	Keenan Burton vs. Vanderbilt, 2006 (11)
170	Wan'Dale Robinson vs. Iowa, 2021 (10)
170	Dee Smith vs. Tennessee, 1987 (7)
167	Larry Seiple vs. Houston, 1965 (5)
166	Wan'Dale Robinson vs. Tennessee, 2021 (13)
166	Lynn Bowden Jr. vs. Missouri, 2018 (13)
164	Josh Ali vs. New Mexico State, 2021 (7)
164	Garrett Johnson vs. Louisville, 2016 (5)
160	Garrett Johnson vs. Auburn, 2015 (9)
157	Quentin McCord vs. Tennessee 2000 (6)
157	Felix Wilson vs. Florida, 1979 (6)
155	Al Bruno vs. Cincinnati, 1950 (6)
154	Garrett Johnson vs. Florida, 2014 (6)
151	James Whalen vs. Georgia, 1999 (10)
151	Larry Seiple vs. Tennessee, 1966 (7)
150	Craig Yeast vs. Louisville, 1998 (9)
147	Tayvion Robinson vs. Northern Illinois, 2022 (7)
147	Kio Sanford vs. Tennessee, 1997 (9)
145	Barion Brown vs. Georgia, 2022 (10)
144	Greg Wimberly vs. Florida, 1980 (6)
143	Garrett Johnson vs. Southern Miss, 2016 (6)
140	Jim Campbell vs. Bowling Green, 1980 (11)
139	Jeff Badet vs. Mississippi State, 2016 (7)
136	Tayvion Robinson vs. EKU, 2023 (6)
136	Tayvion Robinson vs. Miami (OH), 2022 (6)
136	Josh Ali vs. ULM, 2021 (5)
136	Larry Seiple vs. West Virginia, 1966 (6)
135	Steve Parrish vs. Tennessee, 1969 (9)
135	Larry Seiple vs. Auburn, 1965 (3)
134	Steve Johnson vs. LSU, 2007 (7)
133	C.J. Conrad vs. New Mexico State, 2016 (5)
131	Javess Blue vs. Tennessee, 2014 (6)
131	Lance Mickelsen vs. Northeast Louisiana, 1997 (6)
131	Cornell Burbage vs. Miss. State, 1985 (7)
130	Derek Smith vs. Vanderbilt, 2001 (4)
130	Craig Yeast vs. Northeast Louisiana, 1997 (7)
130	Tim Calvert vs. Cincinnati, 1992 (3)
130	Dicky Lyons Sr. vs. Georgia, 1968 (3)
130	Calvin Bird vs. Ole Miss, 1958 (10)
129	Lynn Bowden Jr. vs. Mississippi State, 2019 (7)
129	Felix Wilson vs. Florida, 1978 (5)
128	Steve Johnson vs. Florida, 2007 (8)
128	Phil Logan vs. Florida, 1990 (8)
127	Keenan Burton vs. Louisville, 2006 (4)
126	Quentin McCord vs. Georgia, 2000 (7)
125	Wan'Dale Robinson vs. ULM, 2021 (5)
125	Craig Yeast vs. Florida, 1997 (10)
124	Steve Johnson vs. Florida State, 2007 (7)
124	Dicky Lyons Jr. vs. Florida, 2007 (8)
124	Keenan Burton vs. Central Michigan, 2006 (9)
124	Kendrick Shanklin vs. Georgia, 1999 (8)
123	Derek Abney vs. Mississippi State, 2001 (12)
123	Darrell Cox vs. Detroit, 1963 (6)
122	Rafael Little vs. Auburn, 2005 (6)
122	Craig Yeast vs. Louisiana State, 1998 (7)
121	James Whalen vs. Indiana, 1999 (10)
120	Jacob Tammie vs. Tennessee, 2006 (7)
120	Quentin McCord vs. South Florida, 2000 (6)
120	Kio Sanford vs. Louisville, 1997 (6)
119	Garrett Johnson vs. Missouri, 2015 (6)
119	James Whalen vs. South Carolina, 1999 (9)
118	Derek Abney vs. Tennessee, 2001 (10)
118	Eric Pitts vs. Cincinnati, 1985 (6)
118	Bob Windsor vs. Auburn, 1965 (5)
117	Dicky Lyons Jr. vs. Mississippi State, 2006 (8)
117	Anthony White vs. South Carolina, 1998 (8)
117	Ray Barga vs. Indiana, 1972 (7)
116	Matt Roark vs. Ole Miss, 2011 (7)
116	Matt Roark vs. Mississippi State, 2011 (13)
116	Randall Cobb vs. Tennessee, 2010 (13)
116	Steve Parrish vs. Vanderbilt, 1969 (10)
115	Keenan Burton vs. Louisiana-Monroe, 2006 (9)
115	Tommy Cook vs. Indiana, 2001 (7)
115	Quentin McCord vs. Florida, 2000 (5)
115	James Whalen vs. Louisville, 1999 (8)
115	Allan Watson vs. Tulane, 1980 (5)
114	Ryan Timmons vs. Mississippi State, 2014 (5)
114	Javess Blue vs. Miami (Ohio), 2013 (6)
114	Chris Matthews vs. Florida, 2010 (6)
114	Rafael Little vs. Vanderbilt, 2006 (8)
114	James Whalen vs. Tennessee, 1999 (8)
114	Howard Schnellenberger vs. Vanderbilt, 1954 (8)
113	Dane Key vs. Tennessee, 2023 (7)
113	Dicky Lyons Jr. vs. Eastern Kentucky, 2007 (6)
113	Derek Abney vs. Vanderbilt, 2001 (7)
113	Craig Yeast vs. Eastern Kentucky, 1998 (7)
113	Tom Hutchinson vs. Georgia, 1961 (5)
112	Aaron Boone vs. Louisiana State, 2002 (3)
112	Allan Watson vs. Georgia, 1980 (7)
112	Rick Kestner vs. Tennessee, 1964 (7)
111	Wan'Dale Robinson vs. Chattanooga, 2021 (8)
111	Garrett Johnson vs. Missouri, 2017 (7)
111	Steve Johnson vs. Arkansas, 2007 (7)
111	Scott Mitchell vs. Tennessee, 2004 (9)
111	Aaron Boone vs. Middle Tennessee, 2002 (6)
110	Joe Jacobs vs. Virginia Tech, 1967 (7)
110	Dave Chapman vs. Xavier, 1960 (4)
110	Howard Schnellenberger vs. Villanova, 1955 (7)
109	Javess Blue vs. ULM, 2014 (3)
109	Alfonso Smith vs. Arkansas, 2008 (5)
109	Keenan Burton vs. Kent State, 2007 (7)
109	Dave Gash vs. Georgia, 1960 (4)
108	Randall Cobb vs. Ole Miss, 2010 (6)
108	Derrick Locke vs. Ole Miss, 2010 (8)
108	Alfonso Smith vs. Arkansas, 2008 (5)
108	Rafael Little vs. Tennessee, 2007 (11)
108	Derek Smith vs. Georgia, 2000 (5)



108	Chris Derry vs. Tulane, 1985 (7)
108	Dan Spanish vs. Vanderbilt, 1966 (4)
108	Steve Meilinger vs. Ole Miss, 1952 (4)
108	Steve Meilinger vs. Villanova, 1951 (4)
107	Rick Massie vs. Clemson, 1981 (7)
106	Rafael Little vs. Georgia, 2004 (6)
106	Rick Massie vs. Tennessee, 1981 (4)
106	Dan Spanish vs. Ole Miss, 1965 (7)
106	Steve Meilinger vs. Florida, 1953 (5)
105	Barion Brown vs. Vanderbilt, 2023 (4)
105	Kevin Coleman vs. Arkansas, 1998 (6)
104	Jeff Badet vs. Missouri, 2016 (3)
104	Jacob Tamme vs. Tennessee, 2007 (9)
104	Allan Watson vs. Indiana, 1980 (2)
103	Kevin Coleman vs. Mississippi State, 1998 (8)
103	Derek Homer vs. Alabama, 1997 (3)
103	Andy Murray vs. LSU, 1986 (6)
103	Greg Wimberly vs. Vanderbilt, 1980 (4)
102	Barion Brown vs. Northern Illinois, 2022 (4)
102	La’Rod King vs. Ole Miss, 2011 (3)
102	Aaron Boone vs. Arkansas, 2002 (7)
102	Derek Smith vs. Mississippi State, 2000 (6)
102	Craig Yeast vs. Tennessee, 1998 (7)
101	Wan’Dale Robinson vs. Missouri, 2021 (5)
101	Randall Cobb vs. Charleston Southern, 2010 (4)
101	Neal Clark vs. Florida, 1991 (8)
100	Barion Brown vs. Clemson, 2023 (3)
100	Aaron Boyd vs. Kent State, 2012 (11)
100	La’Rod King vs. Central Michigan, 2011 (5)
100	Keenan Burton vs. Florida Atlantic, 2007 (6)
100	Keenan Burton vs. Auburn, 2005 (7)
100	Chris Bernard vs. Indiana, 2003 (3)
100	Kevin Coleman vs. Georgia, 1998 (6)
100	Craig Yeast vs. Georgia, 1998 (8)
100	Jimmy Robinson vs. LSU, 1997 (8)
100	John Bolden vs. LSU, 1988 (3)



## 100-YARD RUSHERS

Yds	Player/Game
299	Moe Williams vs. South Carolina, 1995
284	Lynn Bowden Jr. vs. Louisville, 2019
280	Ray Davis vs. Florida, 2023
272	Moe Williams vs. Cincinnati, 1995
238	Moe Williams vs. Mississippi State, 1995
238	Ivy Joe Hunter vs. Vanderbilt, 1986
233	Lynn Bowden Jr. vs. Virginia Tech, 2019
229	Sonny Collins vs. Mississippi State, 1973
224	Artose Pinner vs. Vanderbilt, 2002
211	Benny Snell Jr. vs. Louisville, 2017
208	Mike Fanuzzi vs. Miami (Ohio), 1974
206	Chris Rodriguez Jr. vs. Missouri, 2021
204	Lynn Bowden Jr. Missouri, 2019
198	Rafael Little vs. Vanderbilt, 2005
197	Chris Rodriguez Jr. vs. Mississippi State, 2022
196	Lynn Bowden Jr. vs. Arkansas, 2019
192	Benny Snell Jr. vs. Missouri, 2016
192	Alfred Rawls vs. LSU, 1989
192	Mark Higgs vs. Ole Miss, 1987
192	Sonny Collins vs. LSU, 1975
186	Derick Logan vs. Mississippi State, 1996
182	S. "Boom" Williams vs. Missouri, 2016
180	Benny Snell Jr. vs. Tennessee, 2017
181	S. "Boom" Williams vs. New Mexico State, 2016
176	Benny Snell Jr. vs. Ole Miss, 2017
176	Sonny Collins vs. Tulane, 1973
175	Benny Snell Jr. vs. Florida, 2018
171	Bill Leskovar vs. LSU, 1950
170	Randall Cobb vs. Vanderbilt, 2010
169	Benny Snell Jr. vs. Vanderbilt, 2018
169	Mark Higgs vs. Ohio, 1987
168	Mark Higgs vs. Virginia Tech, 1987
167	Sonny Collins vs. Tulane, 1974
166	Derrick Locke vs. Akron, 2010
165	Benny Snell Jr. vs. Mississippi State, 2018
165	Jojo Kemp vs. Charlotte, 2015
165	Dicky Lyons Sr. vs. Tennessee, 1967
164	Moe Williams vs. Auburn, 1995
163	Artose Pinner vs. Middle Tennessee, 2002
162	Chris Rodriguez Jr. vs. Vanderbilt, 2002
161	Sonny Collins vs. Maryland, 1975
160	Sonny Collins vs. Indiana, 1974
160	Mike Fanuzzi vs. Tennessee, 1973
159	Moe Williams vs. Georgia, 1993
159	Al Baker vs. LSU, 1990
159	Larry Seiple vs. Ole Miss, 1965
158	Mark Higgs vs. Utah State, 1987
157	Rodger Bird vs. Virginia Tech, 1963
156	Sonny Collins vs. Georgia, 1973
153	Bobby Cravens vs. Georgia Tech, 1958
152	Benny Snell Jr. vs. Austin Peay, 2016
152	Rafael Little vs. Florida State, 2007
151	Rafael Little vs. Louisville, 2007
151	Moe Williams vs. Tennessee, 1995
151	Al Baker vs. Vanderbilt, 1990
149	Chris Rodriguez Jr. vs. Vanderbilt, 2020
148	A.J. Rose vs. NC State, 2020
148	CoShik Williams vs. Jacksonville State, 2011
147	Chris Rodriguez Jr. vs. LSU, 2021
147	Moe Williams vs. Georgia, 1994
147	Sonny Collins vs. Georgia, 1974
145	Derrick Locke vs. Vanderbilt, 2010
145	George Adams vs. Indiana, 1984
144	Chris Rodriguez Jr. vs. South Carolina, 2021
144	Benny Snell Jr. vs. Penn State, 2018
144	Derrick Locke vs. Vanderbilt, 2009
144	George Adams vs. North Texas State, 1984
144	Charles Sturgeon vs. Georgia, 1959
143	Dyshawn Mobley vs. Tennessee, 2013
143	Artose Pinner vs. Louisiana State, 2002
143	George Adams vs. Tulane, 1984
141	Artose Pinner vs. Indiana, 2002
140	S. "Boom" Williams vs. Charlotte, 2015
140	Derick Logan vs. Georgia, 1996
140	Sonny Collins vs. Penn State, 1975
139	Chris Rodriguez Jr. vs. South Carolina, 2020
139	Ralph Genito vs. Miami (Fla.), 1948
138	Shawn Donigan vs. LSU, 1979
137	Derek Homer vs. Tennessee, 1997
137	Mark Higgs vs. Tennessee, 1987
136	Benny Snell Jr. vs. New Mexico State, 2016
136	Gary Knutson vs. Mississippi State, 1972
135	S. "Boom" Williams vs. UL Lafayette, 2015
135	Rafael Little vs. South Carolina, 2007
135	Rafael Little vs. Eastern Kentucky, 2007
135	George Adams vs. Vanderbilt, 1983
135	George Adams vs. Vanderbilt, 1982
134	Chris Jones vs. Bowling Green, 1979
133	Chris Rodriguez Jr. vs. Ole Miss, 2020
133	Al Baker vs. Georgia, 1990
133	Mark Higgs vs. Vanderbilt, 1987
133	Sonny Collins vs. Kansas, 1975
133	Rodger Bird vs. Vanderbilt, 1965
132	Rafael Little vs. Vanderbilt, 2006
132	Derick Logan vs. Vanderbilt, 1996
132	Alfred Rawls vs. Alabama, 1988
131	Jojo Kemp vs. South Carolina, 2014
131	Anthony White vs. Indiana, 1997
130	Shane Boyd vs. Indiana, 2004
130	Artose Pinner vs. Ole Miss, 2001
130	Anthony White vs. Indiana, 1999
130	Derek Homer vs. Mississippi State, 1998
130	Pookie Jones vs. Kent, 1993
130	Alfred Rawls vs. North Carolina, 1989
130	Darrell Cox vs. Miami (Fla.), 1963
129	Chris Rodriguez vs. Vanderbilt, 2019
129	Terry Wilson vs. Ole Miss, 2020
129	Lynn Bowden Jr. vs. UT Martin, 2019
129	Moe Williams vs. East Carolina, 1993
129	Bob Windsor vs. West Virginia, 1966
128	Ray Davis vs. Missouri, 2023
128	Benny Snell Jr. vs. Mississippi State, 2016
128	Alfred Rawls vs. Georgia, 1988
128	Mark Higgs vs. Vanderbilt, 1984
128	Ivy Joe Hunter vs. Southern Mississippi, 1986
128	Sonny Collins vs. North Carolina, 1973
127	S. "Boom" Williams vs. Tennessee, 2016
127	Sonny Collins vs. Auburn, 1974
126	Chris Rodriguez Jr. vs. South Carolina, 2022
126	Stanley "Boom" Williams vs. Louisville, 2014
126	Josh Clemons vs. Central Michigan, 2011
126	Derrick Locke vs. Auburn, 2009
125	Chris Rodriguez Jr. vs. ULM, 2021
125	Chris Rodriguez vs. Louisville, 2019
125	Benny Snell Jr. vs. Central Michigan, 2018
125	Artose Pinner vs. Florida, 2000
125	Mark Higgs vs. Mississippi State, 1985
125	Chris Jones vs. Vanderbilt, 1979
125	Bill Ransdell vs. Xavier, 1960
124	Matt Roark vs. Tennessee, 2011
124	Rafael Little vs. Auburn, 2005



124	Alfred Rawls vs. Rutgers, 1989	110	Steve Meilinger vs. Florida, 1952
123	S. "Boom" Williams vs. South Carolina, 2016	109	Chris Rodriguez Jr. vs. Tennessee, 2021
123	Raymond Sanders vs. Samford, 2012	109	Mikel Horton vs. Tennessee, 2015
123	Derek Homer vs. Louisville, 1998	109	Randall Cobb vs. Auburn, 2009
122	Chris Jones vs. Ole Miss, 1979	109	Arliss Beach vs. Vanderbilt, 2003
122	Terry Henry vs. LSU, 1979	109	Moe Williams vs. Florida, 1993
121	Chris Rodriguez Jr. vs. Louisville, 2021	109	Matt Riazi vs. Tennessee, 1992
121	Randy Brooks vs. LSU, 1977	109	Randy Brooks vs. Utah State, 1980
121	Derrick Ramsey vs. Tennessee, 1975	109	Sonny Collins vs. Auburn, 1975
120	Chris Rodriguez Jr. vs. Louisville, 2022	109	Roger Gann vs. West Virginia, 1969
120	Rafael Little vs. South Carolina, 2005	108	Chris Rodriguez Jr. vs. Georgia, 2020
120	Moe Williams vs. Indiana, 1995	108	Arliss Beach vs. Texas-El Paso, 2002
120	Shawn Donigan vs. Ole Miss, 1979	108	Anthony White vs. South Carolina, 1998
120	Sonny Collins vs. Virginia Tech, 1975	108	Damon Hood vs. Louisville, 1994
119	Chris Rodriguez Jr. vs. New Mexico State, 2021	108	Tom Fillion vs. Ole Miss, 1951
119	Rafael Little vs. Tennessee, 2006	107	Chris Rodriguez Jr. vs. Iowa, 2021
119	Chad Scott vs. Ball State, 2001	107	S. "Boom" Williams vs. South Carolina, 2015
119	Chad Scott vs. Mississippi State, 2000	107	Derek Homer vs. South Carolina, 1997
119	Anthony White vs. Connecticut, 1999	107	Raymond McLaurin vs. LSU, 1995
119	Bill Leskovar vs. North Texas State, 1950	107	Alfred Rawls vs. Indiana, 1989
118	Derrick Ramsey vs. Vanderbilt, 1976	106	Chad Scott vs. South Florida, 2000
118	Sonny Collins vs. Indiana, 1972	106	Moe Williams vs. LSU, 1993
118	Rodger Bird vs. West Virginia, 1965	106	George Adams vs. Kent State, 1984
117	A.J. Rose vs. Ole Miss, 2020	106	Chris Hill vs. Penn State, 1976
117	Benny Snell Jr. vs. Missouri, 2017	106	Terry Beadles vs. North Carolina, 1966
117	Artose Pinner vs. South Carolina, 2002	106	Norman Klein vs. Xavier, 1948
117	Anthony White vs. Alabama, 1997	105	A.J. Rose vs. Mississippi State, 2019
117	Moe Williams vs. Georgia, 1995	105	A.J. Rose vs. UT Martin, 2019
117	Moe Williams vs. South Carolina, 1994	105	Terry Wilson vs. Florida, 2018
117	Allen Felch vs. Cincinnati, 1952	105	Tony Dixon vs. Indiana, 2004
116	Benny Snell Jr. vs. Middle Tennessee, 2018	105	Artose Pinner vs. South Carolina, 2001
116	Benny Snell Jr. vs. Vanderbilt, 2017	105	Lawrence Lee vs. Vanderbilt, 1981
116	Braylon Heard vs. UT Martin, 2014	105	Lawrence Lee vs. Tennessee, 1981
116	Artose Pinner vs. Texas-El Paso, 2002	105	Rod Stewart vs. Georgia, 1978
116	Mark Higgs vs. Rutgers, 1984	105	Larry Jones vs. Clemson, 1952
116	Larry Seiple vs. Auburn, 1966	105	Steve Meilinger vs. Tulane, 1952
115	S. "Boom" Williams vs. Vanderbilt, 2015	104	Kavosiey Smoke vs. LSU, 2021
115	Raymond Sanders vs. Kent State, 2012	104	A.J. Rose vs. Central Michigan, 2018
115	Marc Logan vs. Mississippi State, 1985	104	Stanley "Boom" Williams vs. ULM, 2014
114	Chris Rodriguez Jr. vs. Vanderbilt, 2021	104	Derrick Locke vs. Louisville, 2010
114	Lynn Bowden Jr. Tennessee, 2019	104	Rafael Little vs. Idaho State, 2005
114	Benny Snell Jr. vs. Georgia, 2016	104	Artose Pinner vs. Mississippi State, 2002
114	Rafael Little vs. Mississippi State, 2005	104	Donnie Redd vs. Indiana, 1992
114	George Adams vs. Rutgers, 1984	104	Marc Logan vs. Indiana, 1984
114	George Adams vs. Kansas, 1982	104	Pete Venable vs. Bowling Green, 1979
114	Mike Fanuzzi vs. Indiana, 1974	104	Rod Stewart vs. North Carolina, 1976
113	Will Levis vs. Louisville, 2021	104	Steve Campassi vs. Maryland, 1975
113	S. "Boom" Williams vs. Auburn, 2015	104	Bernie Scruggs vs. Georgia, 1970
113	Sonny Collins vs. Vanderbilt, 1972	104	Rodger Bird vs. LSU, 1964
112	Ray Davis vs. Ball State, 2023	103	Benny Snell Jr. vs. ECU, 2017
112	Chris Rodriguez Jr. vs. Missouri, 2022	103	Derrick Locke vs. Florida, 2010
112	A.J. Rose vs. Louisville, 2018	103	Derrick Locke vs. Mississippi State, 2009
112	Rafael Little vs. Florida Atlantic, 2007	103	Rod Stewart vs. Penn State, 1976
112	Marc Logan vs. Cincinnati, 1985	103	Roger Gann vs. Vanderbilt, 1969
112	Terry Henry vs. Utah State, 1980	103	Bob Dougherty vs. Tennessee, 1955
112	Chris Jones vs. Tennessee, 1979	102	Benny Snell Jr. vs. South Carolina, 2017
112	Sonny Collins vs. Indiana, 1973	102	Derrick Locke vs. Western Kentucky, 2010
112	Bob Kosid vs. Detroit, 1963	102	Rafael Little vs. Kent State, 2007
112	Sonny Collins vs. Virginia Tech, 1974	102	Glenn Shaw vs. Mississippi State, 1958
112	Rodger Bird vs. Auburn, 1964	101	A.J. Rose vs. South Carolina, 2020
111	CoShik Williams vs. Ole Miss, 2011	101	Jalen Whitlow vs. Alabama State, 2013
111	Artose Pinner vs. Georgia, 2002	101	Randall Cobb vs. Tennessee, 2009
111	Derrick Ramsey vs. Vanderbilt, 1977	101	Rodger Bird vs. Detroit, 1964
111	Mike Fanuzzi vs. Virginia Tech, 1974	100	Benny Snell Jr. vs. Louisville, 2018
111	Larry Seiple vs. West Virginia, 1965	100	Ivy Joe Hunter vs. Indiana, 1987
111	Darrell Cox vs. Tennessee, 1962	100	George Adams vs. LSU, 1983
110	Lynn Bowden Jr. vs. Vanderbilt, 2019		
110	Donald Russell vs. Charleston Southern, 2010		
110	George Adams vs. Tennessee, 1984		



### 300-TACKLE CLUB

#### Jim Kovach, LB

Year	Solo	Asst	Total
1974	36	34	70
1975	76	68	144
1976	94	49	143
1978	92	72	164
<b>Totals</b>	<b>298</b>	<b>223</b>	<b>521</b>

#### Chris Chenault, LB

Year	Solo	Asst	Total
1985	56	36	92
1986	63	33	96
1987	77	83	160
1988	68	66	134
<b>Totals</b>	<b>264</b>	<b>218</b>	<b>482</b>

#### Jeff Kremer, LB

Year	Solo	Asst	Total
1984	34	50	84
1985	91	46	137
1986	38	36	74
1987	90	90	180
<b>Totals</b>	<b>253</b>	<b>222</b>	<b>475</b>

#### Marty Moore, LB

Year	Solo	Asst	Total
1990	—	—	15
1991	—	—	183
1992	—	—	148
1993	81	35	116
<b>Totals</b>	<b>n/a</b>	<b>n/a</b>	<b>462</b>

#### John Grimsley, LB

Year	Solo	Asst	Total
1980	4	3	7
1981	89	64	153
1982	90	66	156
1983	77	44	121
<b>Totals</b>	<b>260</b>	<b>177</b>	<b>437</b>

#### Kevin McClellan, LB

Year	Solo	Asst	Total
1980	10	8	18
1981	79	62	141
1982	71	49	120
1983	74	63	137
<b>Totals</b>	<b>234</b>	<b>182</b>	<b>416</b>

#### Wesley Woodyard, LB

Year	Solo	Asst	Total
2004	26	8	34
2005	75	25	100
2006	80	42	122
2007	78	61	139
<b>Totals</b>	<b>259</b>	<b>136</b>	<b>395</b>

#### Jerry Blanton, NG

Year	Solo	Asst	Total
1974	43	38	81
1975	53	52	105
1976	62	38	100
1977	54	49	103
<b>Totals</b>	<b>212</b>	<b>177</b>	<b>389</b>

#### Randy Holleran, LB

Year	Solo	Asst	Total
1987	26	18	44
1988	102	59	161
1989	INJURED		
1990	—	—	174
<b>Totals</b>	<b>—</b>	<b>—</b>	<b>379</b>

#### Danny Trevathan, LB

Year	Solo	Asst	Total
2008	3	2	5
2009	43	39	82
2010	85	59	144
2011	67	76	143
<b>Totals</b>	<b>198</b>	<b>176</b>	<b>374</b>

#### Richard Jaffe, NG

Year	Solo	Asst	Total
1976	44	22	66
1977	71	32	103
1978	60	22	82
1979	65	34	99
<b>Totals</b>	<b>240</b>	<b>110</b>	<b>350</b>

#### Brian Williams, DE

Year	Solo	Asst	Total
1982	30	18	48
1983	63	42	105
1984	71	37	108
1985	53	36	89
<b>Totals</b>	<b>217</b>	<b>133</b>	<b>350</b>

#### Tom Ehlers, LB

Year	Solo	Asst	Total
1972	29	29	58
1973	76	41	117
1974	91	83	174
<b>Totals</b>	<b>196</b>	<b>153</b>	<b>349</b>

#### Darryl Bishop, SAF

Year	Solo	Asst	Total
1971	73	73	146
1972	79	57	136
1973	41	25	66
<b>Totals</b>	<b>193</b>	<b>155</b>	<b>348</b>

#### Larry Smith, LB

Year	Solo	Asst	Total
1983	1	0	1
1984	33	22	55
1985	82	70	152
1986	64	70	134
<b>Totals</b>	<b>180</b>	<b>162</b>	<b>342</b>

#### DeAndre Square, LB

Year	Solo	Asst	Total
2018	15	20	35
2019	48	21	69
2020	25	35	60
2021	40	40	80
2022	27	31	58
<b>Totals</b>	<b>155</b>	<b>147</b>	<b>302</b>

#### Tom Ranieri, LB

Year	Solo	Asst	Total
1972	65	15	80
1974	76	61	137
1975	72	40	112
<b>Totals</b>	<b>213</b>	<b>116</b>	<b>329</b>

#### Art Still, DE

Year	Solo	Asst	Total
1974	42	31	73
1975	31	23	54
1976	76	26	102
1977	56	42	98
<b>Totals</b>	<b>205</b>	<b>122</b>	<b>327</b>

#### Keith Martin, DT


Year	Solo	Asst	Total
1980	1	0	1
1981	53	37	90
1982	37	71	108
1983	60	60	120
<b>Totals</b>	<b>151</b>	<b>168</b>	<b>319</b>

#### Mike Edwards, S

Year	Solo	Asst	Total
2015	25	14	39
2016	56	44	100
2017	53	44	97
2018	56	26	82
<b>Totals</b>	<b>190</b>	<b>128</b>	<b>318</b>



# KROGER FIELD



### 1973

When first constructed in 1973 as Commonwealth Stadium, Kroger Field had a capacity of 57,800 and was completed at a cost of \$12 million by the firm of Huber, Hunt and Nichols. The stadium and parking areas rest on an 86-acre plot that was once part of the UK Experimental Station Farm Grounds.

The stadium was officially opened on Sept. 15, 1973, as the Wildcats moved into their new home after spending 48 years at Stoll Field/McLean Stadium across from Memorial Coliseum. Kentucky defeated Virginia Tech in the stadium opener, 31-26, as quarterback Ernie Lewis ran for two touchdowns and threw for another TD to lead the Wildcats.



### 1999

The stadium was expanded in 1999. Both end zones were enclosed, along with the construction of 40 suites, 10 in each corner of the stadium. The project was handled by HNTB of Kansas City, Mo., and Turner Construction of Cincinnati, Ohio. A total of \$27.6 million was allocated for the expansion, which also included the original Mitsubishi Diamond Vision video boards, new scoreboards and additional restrooms and concession stands. The attendance capacity was 67,942 in 2012.



### 2015

Kroger Field was transformed into a state-of-the-art facility after a \$126-million reinvention which was completed prior to the 2015 season. The project was also handled by HNTB. The outside of the stadium underwent a dramatic external facelift, receiving a modern look, but one that remained uniquely Kentucky. Inside, the capacity of Kroger Field was reduced over the course of the two-year project to approximately 61,000, but the value of all remaining seats were increased, from the top of the upper deck to front-row seats at midfield. Concourses were revamped and widened throughout the stadium with improved concessions, restrooms and security. Players and coaches reaped the benefits of the new Kroger Field as well, as home-team facilities were built, while a new multi-purpose recruiting room hosts future Wildcats on their on-campus visits.

### First Game

Sept. 15, 1973 (UK 31, Virginia Tech 26)

2024 marks the 52nd season at the facility

### Largest Crowd Since 2015 Renovation

63,543 - Nov. 3, 2018 (UK 17, No. 6 Georgia 34)

### Kroger Field Record

186-144-4 (.556), 50-28 (.641) under Mark Stoops

### Field Name

The stadium footprint is named C.M. Newton Grounds at Kroger Field in honor of the former UK Director of Athletics.

### Seating Capacity

61,000, including the Kroger Field Suites. UK announced its first sellout since 2015 when 62,945 fans attended the Florida game on Sept. 23, 2017.

### Attendance

Since the 1999 expansion, UK has averaged 60,128 fans per game and ranked in the nation's top 30 teams in attendance in 18 of the last 20 seasons. Both the single game and season attendance record has been broken in recent years. \*Note: Kroger Field capacity was limited to 12,000 fans per game in 2020 due to COVID-19 restrictions

### Playing Field

UK switched from natural grass to synthetic turf in 2015. Other SEC schools with a turf surface are: Vanderbilt and Missouri. The school's new interlocking "UK" logo is positioned in the center of the field. A new turf field was installed in 2023.

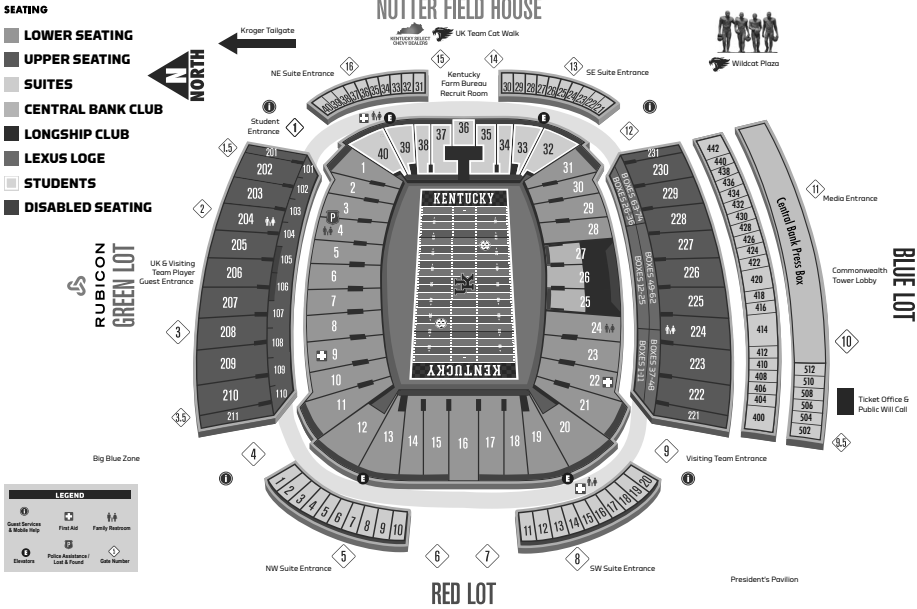
### Lighting/Video Boards

Video boards measuring at 39 by 79 feet, each, bring a total of 6,162 square feet of video capability. The video boards put UK among the nation's leaders in video square footage. In 2024, a new LED lighting system was installed that included the ability to do light shows during timeouts and breaks. New ribbon boards have greater functionality, featuring sharper visual resolution than the previous set and expanded capability for display of video and graphics.

### Sound System

Sportsound system delivers pounding bass energy, smooth mid- and high-range frequencies, and high-impact entertainment. Components of the sound system include a main speaker cluster behind the end zone, under-balcony speakers and concourse speakers.





### KENTUCKY FOOTBALL ATTENDANCE IN KROGER FIELD

Year	G	Total	Avg./Game
1973	5	250,055	50,011
1974	6	328,785	54,797
1975	6	341,204	56,867
1976	7	393,483	56,211
1977	5	288,990	57,798
1978	6	346,341	57,723
1979	5	289,042	57,808
1980	7	392,898	56,128
1981	6	334,837	55,809
1982	6	329,207	54,867
1983	7	395,365	56,480
1984	7	387,959	55,422
1985	7	398,788	56,969
1986	7	384,802	54,971
1987	6	331,923	55,321
1988	7	337,972	48,292
1989	7	374,248	53,464
1990	6	332,840	55,473
1991	6	327,250	54,542
1992	6	324,875	54,146
1993	6	318,178	53,030
1994	7	352,012	50,287
1995	6	299,772	49,446
1996	6	243,884	40,647
1997	6	354,662	59,110
1998	6	346,422	57,737
1999	6	406,536	67,756
2000	6	392,772	65,462
2001	6	380,881	63,480

Year	G	Total	Avg./Game
2002	7	449,084	64,155
2003	7	454,457	64,922
2004	6	374,002	62,334
2005	6	374,697	62,450
2006	7	401,307	57,330
2007	8	550,588	68,824
2008	7	486,038	69,434
2009	7	487,156	69,594
2010	7	462,488	66,070
2011	7	420,052	60,007
2012	7	347,838	49,691
2013	7	416,303	59,472
2014	7	403,002	57,571
2015	8	490,361	61,295
2016	7	375,500	53,929
2017	7	395,276	56,468
2018	7	385,820	55,117
2019	8	425,023	53,128
2020*	5	60,000	12,000
2021	7	394,105	56,301
2022	8	482,312	60,289
2023	7	426,572	60,939

**Total 334 19,079,247 57,123**  
**Since 1999 172 10,342,170 60,128**  
*(Note: stadium was expanded in 1999)*

*\* Kroger Field capacity was limited to 12,000 in 2020 due to COVID-19 restrictions*



# RECAP OF GAMES PLAYED AT THE HOME OF THE WILDCATS

1973	Opponent	UK-Op	Attend
Sept. 15	Va. Tech	W 31-26	44,865
Sept. 22	Alabama	L 14-28	53,209
Oct. 13	No. Carolina	L 10-16	51,655
Nov. 3	Tulane	W 34-7	47,105
Nov. 24	Tennessee	L 14-16	53,221
<b>103-93</b>			

1974	Opponent	UK-Op	Attend
Sept. 28	Indiana	W 28-22	56,191
Oct. 5	Miami (Ohio)	L 10-14	53,859
Oct. 19	LSU	W 20-13	56,535
Oct. 26	Georgia	L 20-24	54,362
Nov. 9	Vanderbilt	W 38-12	56,449
Nov. 16	Florida	W 42-24	51,389
<b>158-109</b>			

1975	Opponent	UK-Op	Attend
Sept. 13	Va. Tech	W 27- 8	57,149
Sept. 20	Kansas	L 10-14	57,504
Sept. 27	Maryland	T 10-10	55,292
Oct. 11	Auburn	L 9-15	57,722
Nov. 1	Tulane	W 23-10	57,050
Nov. 22	Tennessee	L 13-17	56,487
<b>92-74</b>			

1976	Opponent	UK-Op	Attend
Sept. 11	Oregon State	W 38-13	54,367
Sept. 25	W. Virginia	W 14-10	57,672
Oct. 2	Penn State	W 22- 6	57,730
Oct. 16	LSU	W 21- 7	57,732
Oct. 23	Georgia	L 7-31	57,733
Nov. 6	Vanderbilt	W 14- 0	56,042
Nov. 13	Florida	W 28- 9	52,207
<b>144-76</b>			

1977	Opponent	UK-Op	Attend
Sept. 10	No. Carolina	W 10- 7	57,720
Sept. 24	W. Virginia	W 28-13	57,791
Oct. 8	Miss. State	W 23- 7	57,793
Oct. 29	Va. Tech	W 32- 0	57,793
Nov. 19	Tennessee	W 21-17	57,893
<b>114-44</b>			

1978	Opponent	UK-Op	Attend
Sept. 23	Baylor	W 25-21	57,849
Oct. 7	Penn State	L 0-30	57,968
Oct. 21	LSU	L 0-21	57,849
Oct. 28	Georgia	L 16-17	57,022
Nov. 11	Vanderbilt	W 53- 2	57,800
Nov. 18	Florida	L 16-18	57,853
<b>110-109</b>			

1979	Opponent	UK-Op	Attend
Sept. 15	Miami (Ohio)	L 14-15	57,849
Sept. 29	Maryland	W 14- 7	57,847
Oct. 13	Ole Miss	W 14- 3	57,847
Nov. 3	BGSU	W 20-14	57,500
Nov. 24	Tennessee	L 17-20	57,999
<b>79-59</b>			

1980	Opponent	UK-Op	Attend
Sept. 6	Utah State	W 17-10	57,900
Sept. 20	Indiana	L 30-36	57,808
Sept. 27	BGSU	W 21-20	55,627
Oct. 18	LSU	L 10-17	57,853
Oct. 25	Georgia	L 0-27	57,239
Nov. 8	Vanderbilt	W 31-10	54,705
Nov. 15	Florida	L 15-17	51,766
<b>124-137</b>			

1981	Opponent	UK-Op	Attend
Sept. 5	N. Texas St.	W 28- 6	53,276
Sept. 19	Alabama	L 10-19	57,853
Oct. 3	Clemson	L 3-21	57,071
Oct. 10	So. Carolina	L 14-28	57,553
Oct. 31	Va. Tech	L 3-29	54,500
Nov. 21	Tennessee	W 21-10	54,604
<b>79-113</b>			

1982	Opponent	UK-Op	Attend
Sept. 18	Oklahoma	L 8-29	57,850
Sept. 25	Kansas	T 13-13	54,942
Oct. 16	LSU	L 10-34	55,557
Oct. 23	Georgia	L 14-27	56,697
Nov. 6	Vanderbilt	L 10-23	55,102
Nov. 13	Florida	L 13-39	49,059
<b>68-165</b>			

1983	Opponent	UK-Op	Attend
Sept. 3	C. Michigan	W 31-14	51,232
Sept. 10	Kansas State	W 31-12	56,123
Sept. 17	Indiana	W 24-13	56,825
Sept. 24	Tulane	W 26-14	57,424
Oct. 8	Auburn	L 21-49	57,987
Oct. 29	Cincinnati	T 13-13	57,789
Nov. 19	Tennessee	L 0-10	57,985
<b>146-125</b>			

1984	Opponent	UK-Op	Attend
Sept. 8	Kent State	W 42- 0	56,402
Oct. 6	Rutgers	W 27-14	58,010
Oct. 20	LSU	L 10-36	57,252
Oct. 27	Georgia	L 7-37	56,032
Nov. 3	N. Texas St.	W 31- 7	54,328
Nov. 10	Vanderbilt	W 27-18	53,112
Nov. 17	Florida	L 17-25	52,823
<b>161-137</b>			

1985	Opponent	UK-Op	Attend
Sept. 14	BGSU	L 26-30	57,620
Sept. 21	Tulane	W 16-11	56,812
Sept. 28	Cincinnati	W27- 7	57,192
Oct. 5	Clemson	W 26- 7	58,230
Oct. 12	Miss. State	W 33-19	58,345
Nov. 2	E. Tennessee	W 23-13	53,429
Nov. 23	Tennessee	L 0-42	57,160
<b>151-129</b>			

1986	Opponent	UK-Op	Attend
Sept. 13	Rutgers	T 16-16	57,424
Sept. 20	Kent State	W 37-12	54,865
Oct. 4	So. Miss.	W 32- 0	58,102
Oct. 18	LSU	L 16-25	57,201
Oct. 25	Georgia	L 9-31	56,820
Nov. 8	Vanderbilt	W 34-22	48,230
Nov. 15	Florida	W 10- 3	52,160
<b>154-109</b>			

1987	Opponent	UK-Op	Attend
Sept. 12	Utah State	W 41- 0	55,279
Sept. 19	Indiana	W 34-15	57,924
Oct. 3	Ohio	W 28- 0	53,329
Oct. 10	Ole Miss	W 35- 6	57,832
Oct. 31	Va. Tech	W 14- 7	50,432
Nov. 21	Tennessee	L 22-24	57,127
<b>174-52</b>			

1988	Opponent	UK-Op	Attend
Sept. 3	C. Michigan	W 18- 7	41,736
Sept. 24	Kent State	W 38-14	47,989
Oct. 1	Alabama	L 27-31	53,442
Oct. 22	Georgia	W 16-10	50,416
Oct. 29	So. Illinois	W 24-10	50,093
Nov. 5	Vanderbilt	W 14-13	44,105
Nov. 12	Florida	L 19-24	50,191
<b>156-109</b>			

1989	Opponent	UK-Op	Attend
Sept. 9	Indiana	W 17-14	58,216
Sept. 16	N. Carolina	W 13- 6	50,174
Oct. 7	Auburn	L 12-24	55,688
Oct. 14	Rutgers	W 33-26	54,771
Oct. 21	LSU	W 27-21	53,967
Nov. 4	Cincinnati	W 31- 0	46,195
Nov. 25	Tennessee	L 10-31	55,237
<b>143-122</b>			

1990	Opponent	UK-Op	Attend
Sept. 1	C. Michigan	W 20-17	57,550
Sept. 15	Indiana	L 24-45	58,150
Oct. 13	Miss. State	W 17-15	56,375
Oct. 27	Georgia	W 26-24	55,225
Nov. 10	Vanderbilt	W 28-21	50,400
Nov. 17	Florida	L 15-47	55,140
<b>130-169</b>			

1991	Opponent	UK-Op	Attend
Sept. 7	Miami (Ohio)	W 23-20	58,100
Sept. 28	Kent State	W 24-6	56,150
Oct. 5	Ole Miss	L 14-35	56,375
Oct. 19	LSU	L 26-29	53,650
Nov. 2	Cincinnati	W 20-17	45,850
Nov. 23	Tennessee	L 7-16	57,125
<b>114-123</b>			

1992	Opponent	UK-Op	Attend
Sept. 5	Central Michigan	W 21-14	56,800
Sept. 19	Indiana	W 37-25	58,450
Sept. 26	South Carolina	W 13-9	55,700
Oct. 24	Georgia	L 7-40	58,200
Oct. 31	Mississippi State	L 36-37	50,375
Nov. 7	Vanderbilt	L 7-20	45,350
<b>121-145</b>			

1993	Opponent	UK-Op	Attend
Sept. 4	Kent	W 35-0	55,800
Sept. 11	Florida	L 20-24	58,175
Oct. 2	Ole Miss	W 21-0	57,075
Oct. 16	LSU	W 35-17	54,750
Nov. 13	East Carolina	W 6-3	34,500
Nov. 20	Tennessee	L 0-48	57,878
<b>117-92</b>			

1994	Opponent	UK-Op	Attend
Sept. 3	Louisville	W 20-14	59,162
Sept. 17	Indiana	L 29-59	57,825
Sept. 24	South Carolina	L 9-23	56,900
Oct. 22	Georgia	L 30-34	56,125
Oct. 29	Mississippi State	L 7-47	49,500
Nov. 5	Vanderbilt	L 6-24	40,500
Nov. 12	NE Louisiana	L 14-21	32,000
<b>115-222</b>			

1995	Opponent	UK-Op	Attend
Sept. 2	Louisville	L 10-13	58,967
Sept. 9	Florida	L 7-42	53,524
Sept. 30	Auburn	L 21-42	58,250
Oct. 14	LSU	W 24-16	51,500
Nov. 11	Cincinnati	W 33-14	25,231
Nov. 18	Tennessee	L 31-34	52,300
<b>126-161</b>			

1996	Opponent	UK-Op	Attend
Aug. 31	Louisville	L 14-38	59,384
Sept. 21	Indiana	W 3-0	40,500
Oct. 12	South Carolina	L 14-25	50,500
Oct. 26	Georgia	W 24-17	34,000
Nov. 9	Mississippi State	W 24-21	26,500
Nov. 16	Vanderbilt	W 25-0	33,000
<b>104-101</b>			

1997	Opponent	UK-Op	Attend
Aug. 30	Louisville	W 38-24	59,186
Sept. 27	Florida	L 28-55	59,224
Oct. 4	Alabama (1 OT)	W 40-34	59,226
Oct. 18	NE Louisiana	W 49-14	57,500
Nov. 1	LSU	L 28-63	58,450
Nov. 22	Tennessee	L 31-59	61,076
<b>214-249</b>			

1998	Opponent	UK-Op	Attend
Sept. 12	Eastern Kentucky	W 52-7	57,776
Sept. 19	Indiana	W 31-27	57,788
Oct. 10	South Carolina	W 33-28	57,739
Oct. 24	Georgia	L 26-28	57,838
Nov. 7	Mississippi State	W 37-35	57,760
Nov. 14	Vanderbilt	W 55-17	57,521
<b>234-142</b>			

1999	Opponent	UK-Op	Attend
Sept. 4	Louisville	L 28-56	70,692
Sept. 11	Connecticut	W 45-14	63,879
Sept. 25	Florida	L 10-38	70,971
Oct. 2	Arkansas	W 31-20	62,602
Oct. 16	Louisiana State	W 31-5	67,370
Nov. 20	Tennessee	L 21-56	71,022
<b>166-189</b>			



RECAP OF GAMES PLAYED AT THE HOME OF THE WILDCATS

2000	Opponent	UK-Op	Attend
Sept. 9	South Florida	W 27-9	63,821
Sept. 16	Indiana	W 41-34	70,776
Oct. 7	South Carolina	L 17-20	69,334
Oct. 21	Georgia	L 30-34	68,565
Nov. 4	Mississippi State	L 17-35	62,159
Nov. 11	Vanderbilt	L 20-24	58,117
		<b>152-156</b>	

2001	Opponent	UK-Op	Attend
Sept. 1	Louisville	L 10-36	70,838
Sept. 8	Ball State	W 28-20	61,523
Sept. 22	Florida	L 10-44	66,126
Sept. 29	Ole Miss	L 31-42	60,814
Oct. 13	Louisiana State	L 25-29	52,471
Nov. 17	Tennessee	L 35-38	69,109
		<b>139-209</b>	

2002	Opponent	UK-Op	Attend
Sept. 7	Texas-El Paso	W 77-17	59,213
Sept. 14	Indiana	W 27-17	70,347
Sept. 21	Middle Tennessee	W 44-22	60,584
Oct. 12	South Carolina	L 12-16	70,547
Oct. 26	Georgia	L 24-52	71,017
Nov. 9	Louisiana State	L 30-33	66,262
Nov. 16	Vanderbilt	W 41-21	51,114
		<b>255-168</b>	

2003	Opponent	UK-Op	Attend
Aug. 31	Louisville	L 24-40	70,467
Sept. 6	Murray State	W 37-6	63,306
Sept. 27	Florida	L 21-24	70,579
Oct. 18	Ohio	W 35-14	61,107
Oct. 25	Mississippi State	W 42-17	57,141
Nov. 1	Arkansas (7 OT)	L 63-71	66,124
Nov. 29	Tennessee	L 7-20	65,733
		<b>229-192</b>	

2004	Opponent	UK-Op	Attend
Sept. 18	Indiana	W 51-32	65,532
Oct. 2	Ohio	L 16-28	61,514
Oct. 9	Alabama	L 17-45	65,482
Oct. 16	South Carolina	L 7-12	63,086
Nov. 6	Georgia	L 17-62	63,110
Nov. 13	Vanderbilt	W 14-13	55,278
		<b>122-192</b>	

2005	Opponent	UK-Op	Attend
Sept. 4	Louisville	L 24-31	70,752
Sept. 10	Idaho State	W 41-29	59,519
Sept. 24	Florida	L 28-49	66,820
Oct. 29	Mississippi State	W 13-7	55,163
Nov. 5	Auburn	L 27-49	60,519
Nov. 26	Tennessee	L 8-27	61,924
		<b>141-192</b>	

2006	Opponent	UK-Op	Attend
Sept. 9	Texas State	W 41-7	57,136
Sept. 16	Ole Miss	W 31-14	60,338
Sept. 30	Central Michigan	W 45-36	54,566
Oct. 7	South Carolina	L 17-24	61,449
Nov. 4	Georgia	W 24-20	62,120
Nov. 11	Vanderbilt	W 38-26	52,235
Nov. 18	Louisiana-Monroe	W 42-40	53,463
		<b>238-167</b>	

2007	Opponent	UK-Op	Attend
Sept. 1	Eastern Kentucky	W 50-10	66,512
Sept. 8	Kent State	W 56-20	67,380
Sept. 15	Louisville	W 40-34	70,857
Sept. 29	Florida Atlantic	W 45-17	65,927
Oct. 13	LSU (3 OT)	W 43-37	70,902
Oct. 20	Florida	L 37-45	71,024
Oct. 27	Mississippi State	L 14-31	68,173
Nov. 24	Tennessee (4 OT)	L 50-52	69,813
		<b>335-245</b>	

2008	Opponent	UK-Op	Attend
Sept. 6	Norfolk State	W 38-3	69,118
Sept. 13	Middle Tennessee	W 20-14	68,612
Sept. 27	Western Kentucky	W 41-3	70,731
Oct. 11	South Carolina	L 17-24	70,822
Oct. 18	Arkansas	W 21-20	70,534
Nov. 8	Georgia	L 38-42	70,626
Nov. 15	Vanderbilt	L 24-31	65,595
		<b>199-137</b>	

2009	Opponent	UK-Op	Attend
Sept. 19	Louisville	W 31-27	70,988
Sept. 26	Florida	L 7-41	71,011
Oct. 3	Alabama	L 20-38	70,967
Oct. 24	Louisiana-Monroe	W 36-13	68,203
Oct. 31	Mississippi State	L 24-31	67,953
Nov. 7	Eastern Kentucky	W 37-12	67,053
Nov. 28	Tennessee (1 OT)	L 24-30	70,981
		<b>179-192</b>	

2010	Opponent	UK-Op	Attend
Sept. 11	Western Kentucky	W 63-28	66,584
Sept. 27	Akron	W 47-10	64,014
Oct. 9	Auburn	L 34-37	70,776
Oct. 16	South Carolina	W 31-28	67,955
Oct. 23	Georgia	L 31-44	70,884
Nov. 6	Charleston South.	W 49-21	61,884
Nov. 13	Vanderbilt	W 38-20	60,391
		<b>293-188</b>	

2011	Opponent	UK-Op	Attend
Sept. 10	Central Michigan	W 27-13	58,022
Sept. 27	Louisville	L 17-24	68,170
Sept. 24	Florida	L 10-48	65,134
Oct. 22	Jacksonville State	W 38-14	54,098
Oct. 29	Mississippi State	L 16-28	57,891
Nov. 5	Ole Miss	W 30-13	56,882
Nov. 26	Tennessee	W 10-7	59,855
		<b>148-147</b>	

2012	Opponent	UK-Op	Attend
Sept. 8	Kent State	W 47-14	48,346
Sept. 15	WKU (1 OT)	L 31-32	53,980
Sept. 29	South Carolina	L 17-38	49,810
Oct. 6	Mississippi State	L 14-27	49,498
Oct. 20	Georgia	L 24-29	54,553
Nov. 3	Vanderbilt	L 0-40	44,902
Nov. 17	Samford	W 34-3	46,749
		<b>167-183</b>	

2013	Opponent	UK-Op	Attend
Sept. 7	Miami (Ohio)	W 41-7	54,846
Sept. 14	Louisville	L 13-27	65,445
Sept. 28	Florida	L 7-24	62,076
Oct. 12	Alabama	L 7-48	69,873
Nov. 2	Alabama State	W 48-14	53,797
Nov. 9	Missouri	L 17-48	55,280
Nov. 30	Tennessee	L 14-27	54,986
		<b>167-183</b>	

2014	Opponent	UK-Op	Attend
Aug. 30	UT Martin	W 59-14	50,398
Sept. 6	Ohio	W 20-3	51,910
Sept. 27	Vanderbilt	W 17-7	56,940
Oct. 4	South Carolina	W 45-38	62,135
Oct. 11	ULM	W 48-14	56,676
Oct. 25	Mississippi State	L 31-45	64,791
Nov. 9	Georgia	L 31-63	60,152
		<b>251-184</b>	

2015	Opponent	UK-Op	Attend
Sept. 5	UL Lafayette	W 40-33	62,933
Sept. 19	Florida	L 9-14	63,040
Sept. 26	Missouri	W 21-13	58,008
Oct. 3	Eastern Ky. (OT)	W 34-27	63,380
Oct. 15	Auburn	L 27-30	63,407
Oct. 31	Tennessee	L 21-52	60,886
Nov. 21	Charlotte	W 58-10	56,195
Nov. 28	Louisville	L 24-38	62,512
		<b>234-217</b>	

2016	Opponent	UK-Op	Attend
Sept. 3	Southern Miss	L 35-44	57,230
Sept. 17	New Mexico St	W 62-42	49,669
Sept. 24	South Carolina	W 17-10	51,702
Oct. 8	Vanderbilt	W 20-13	55,030
Oct. 22	Mississippi State	W 40-38	50,414
Nov. 5	Georgia	L 24-27	62,507
Nov. 19	Austin Peay	W 49-13	48,948
		<b>247-187</b>	

2017	Opponent	UK-Op	Attend
Sept. 9	Eastern Kentucky	W 27-16	54,868
Sept. 23	Florida	L 27-28	62,945
Sept. 30	Eastern Michigan	W 24-20	50,593
Oct. 7	Missouri	W 40-34	57,476
Oct. 28	Tennessee	W 29-26	57,543
Nov. 4	Ole Miss	L 34-37	55,665
Nov. 25	Louisville	L 17-44	56,186
		<b>198-205</b>	

2018	Opponent	UK-Op	Attend
Sept. 1	Central Michigan	W 35-20	49,138
Sept. 15	Murray State	W 48-10	48,217
Sept. 22	Mississippi State	W 28-7	60,037
Sept. 29	South Carolina	W 24-10	63,081
Oct. 20	Vanderbilt	W 14-7	54,269
Nov. 3	Georgia	L 17-34	63,543
Nov. 17	Middle Tennessee	W 34-23	47,535
		<b>200-111</b>	

2019	Opponent	UK-Op	Attend
Aug. 31	Toledo	W 38-24	54,610
Sept. 7	Eastern Michigan	W 38-17	55,240
Sept. 14	Florida	L 21-29	63,076
Oct. 12	Arkansas	W 24-20	57,060
Oct. 26	Missouri	W 29-7	48,446
Nov. 9	Tennessee	L 13-17	56,760
Nov. 23	UT Martin	W 50-7	41,495
Nov. 30	Louisville	W 45-13	48,336
		<b>258-134</b>	

2020	Opponent	UK-Op	Attend
Oct. 3	Ole Miss (OT)	L 41-42	12,000
Oct. 10	Mississippi State	W 24-2	12,000
Oct. 31	Georgia	L 3-14	12,000
Nov. 14	Vanderbilt	W 38-35	12,000
Dec. 5	South Carolina	W 41-18	12,000
		<b>147-111</b>	

2021	Opponent	UK-Op	Attend
Sept. 4	ULM	W 45-10	47,693
Sept. 11	Missouri	W 35-28	58,437
Sept. 18	Chattanooga	W 28-23	55,214
Oct. 2	Florida	W 20-13	61,632
Oct. 9	LSU	W 42-21	61,690
Nov. 6	Tennessee	L 42-45	61,690
Nov. 20	New Mexico State	W 56-16	47,749
		<b>268-156</b>	

2022	Opponent	UK-Op	Attend
Sept. 3	Miami (Ohio)	W 37-13	61,139
Sept. 17	Youngstown State	W 31-0	59,308
Sept. 24	Northern Ill.	W 31-23	61,579
Oct. 8	South Carolina	L 14-24	61,612
Oct. 15	Mississippi State	W 27-17	61,451
Nov. 12	Vanderbilt	L 21-24	57,474
Nov. 19	Georgia	L 6-16	61,022
Nov. 26	Louisville	W 26-13	58,727
		<b>193-130</b>	

2023	Opponent	UK-Op	Attend
Sept. 2	Ball State	W 44-14	58,286
Sept. 9	Eastern Ky.	W 29-17	61,876
Sept. 16	Akron	W 35-3	59,456
Sept. 30	Florida	W 33-14	61,699
Oct. 14	Missouri	L 21-38	61,654
Oct. 28	Tennessee	L 27-33	61,665
Nov. 11	Alabama	L 21-49	61,936
		<b>210-168</b>	



## KROGER FIELD RECORDS

### TEAM RECORDS

#### Miscellaneous, Single Game

**Most UK Points**

77 vs. Texas-El Paso (2002)

**Most Opponent Points**

63 by LSU (1997)

**Most Opponent Points (overtime)**

71 by Arkansas (2003)

**Most Combined Points**

104 vs. New Mexico St. (2016, UK 62, NMST 42)

**Most Combined Points (overtime)**

134 vs. Arkansas (2003, Arkansas 71, UK 63)

**Widest UK Margin of Victory**

60 vs. Texas-El Paso (2002, UK 77, UTEP 17)

**Widest UK Margin of Defeat**

48 by Tennessee (1993, Tennessee 48, UK 0)

#### Miscellaneous, Season

**Most UK Wins**

6 in 1976, 2006, 2018, 2021 (in 7 home games total)

6 in 2019 (in 8 home games total)

**Most UK Losses**

6 in 1994 (in 7 home games total)

**Most UK Consecutive Wins**

8 (from Nov. 6, 1976 vs. Vanderbilt through Sept. 23, 1978 vs. Baylor; also from Nov. 4, 2006 vs. Georgia through Oct. 13, 2007 vs. LSU)

**Most UK Consecutive Losses**

9 (from Sept. 17, 1994 vs. Indiana through Sept. 30, 1995 vs. Auburn)

### INDIVIDUAL RECORDS

#### Kentucky, Single Game

**Most Rushing Yards**

284, Lynn Bowden Jr. vs. Louisville, 2019

**Most Passing Yards**

528, Jared Lorenzen vs. Georgia, 2000

**Most Receptions**

16, Craig Yeast vs. Vanderbilt, 1998

**Most Receiving Yards**

269, Craig Yeast vs. Vanderbilt, 1998

#### Opponent, Single Game

**Most Rushing Yards**

252, Anthony Dixon (Mississippi State), 2009

**Most Passing Yards**

523, Peyton Manning (Tennessee), 1997

**Most Receptions**

15, Keith Edwards (Vanderbilt), 1984

15, Kylin Hill (Mississippi State), 2020

**Most Receiving Yards**

223, Harry Douglas (Louisville), 2007

### LONG PLAYS

#### Kentucky

**Rushing**

t88, Jalen Whitlow vs. Alabama State, 2013

**Passing**

89, Jared Lorenzen/Derek Smith vs. Georgia, 2000

**Field Goal**

53, Doug Pelfrey vs. Cincinnati, 1991; Austin MacGinnis vs. Ohio, 2014; Austin MacGinnis vs. Missouri, 2017

**Punt**

80, Paul Calhoun vs. Indiana, 1983

**KO Return**

t100 Barion Brown vs. Miami (OH), 2022; Derrick Locke vs. Western Kentucky, 2008

**Punt Return**

t84, Rafael Little vs. Louisiana-Monroe, 2006

**Interception Return**

t95, Tyrell Ajian vs. Chattanooga, 2021

#### Opponents

**Rushing**

t86, Henry Josey (Missouri), 2013

**Passing**

t91, Buck Belue/Amp Arnold (Georgia), 1980

**Field Goal**

54, Hap Hines (Georgia), 1996

**KO Return**

t100, Willie Shelby (Alabama), 1973; Tyrone Prothro (Alabama), 2004; Trent Guy (Louisville), 2007; Brandon Boykin (Ga.), 2010; Evan Berry (Tennessee), 2015

**Punt Return**

t84, Cam Sutton (Tennessee), 2015

### KROGER FIELD STADIUM FIRSTS

**First Game**

Sept. 15, 1973 (UK vs. Virginia Tech)

**First Victory**

UK 31, Virginia Tech 26 (Sept. 15, 1973)

**First UK TD Run**

Sonny Collins, 7 yards, vs. Virginia Tech (1973)

**First UK TD Pass**

Ernie Lewis/Ray Barga, 13 yards, vs. Virginia Tech (1973)

**First Overtime Game**

Oct. 4, 1997 (UK 40, Alabama 34)

#### Top Home Attendances

\* *Since 2015 Renovation*

1. 63,543 Georgia, 2018
2. 63,407 Auburn, 2015
3. 63,380 ECU, 2015
4. 63,081 South Carolina, 2018
5. 63,076 Florida, 2019
6. 63,040 Florida, 2015
7. 62,945 Florida, 2017
8. 62,933 UL Lafayette, 2015
9. 62,512 Louisville, 2015
10. 62,507 Georgia, 2016



## KENTUCKY VS. ALL OPPONENTS IN KROGER FIELD

Team	G	W	L	T	Pct.	Streak
Akron	2	2	0	0	1.000	Won 2
Alabama	8	1	7	0	.125	Lost 4
Alabama State	1	1	0	0	1.000	Won 1
Arkansas	4	3	1	0	.750	Won 2
Auburn	7	0	7	0	.000	Lost 7
Austin Peay	1	1	0	0	1.000	Won 1
Ball State	2	2	0	0	1.000	Won 2
Baylor	1	1	0	0	1.000	Won 1
Bowling Green	3	2	1	0	.667	Lost 1
Central Michigan	7	7	0	0	1.000	Won 7
Charleston Southern	1	1	0	0	1.000	Won 1
Charlotte	1	1	0	0	1.000	Won 1
Chattanooga	1	1	0	0	1.000	Won 1
Cincinnati	5	4	0	1	.900	Won 4
Clemson	2	1	1	0	.500	Won 1
Connecticut	1	1	0	0	1.00	Won 1
East Carolina	1	1	0	0	1.000	Won 1
Eastern Kentucky	6	6	0	0	1.000	Won 6
Eastern Michigan	2	2	0	0	1.000	Won 2
East Tennessee State	1	1	0	0	1.000	Won 1
Florida	25	5	20	0	.200	Won 2
Florida Atlantic	1	1	0	0	1.000	Won 1
Georgia	25	4	21	0	.160	Lost 8
Idaho State	1	1	0	0	1.000	Won 1
Indiana	13	10	3	0	.769	Won 5
Jacksonville State	1	1	0	0	1.000	Won 1
Kansas	2	0	1	1	.250	Tied 1
Kansas State	1	1	0	0	1.000	Won 1
Kent State	7	7	0	0	1.000	Won 7
Louisiana Lafayette	1	1	0	0	1.000	Won 1
Louisiana Monroe	6	5	1	0	.833	Won 5
Louisiana State	17	8	9	0	.471	Won 2
Louisville	16	6	10	0	.375	Won 2
Maryland	2	1	0	1	.750	Won 1
Miami (Ohio)	5	3	2	0	.714	Won 3
Middle Tennessee	3	3	0	0	1.000	Won 3
Mississippi	9	5	4	0	.555	Lost 2
Mississippi State	19	11	8	0	.579	Won 4
Missouri	6	4	2	0	.667	Lost 1
Murray State	2	2	0	0	1.000	Won 2
New Mexico State	2	2	0	0	1.000	Won 2
Norfolk State	1	1	0	0	1.000	Won 1
North Carolina	3	2	1	0	.667	Won 2
North Texas State	2	2	0	0	1.000	Won 2
Northern Illinois	1	1	0	0	1.000	Won 1
Ohio	4	3	1	0	.750	Won 1
Oklahoma	1	0	1	0	.000	Lost 1
Oregon State	1	1	0	0	1.000	Won 1
Penn State	2	1	1	0	.500	Lost 1
Rutgers	3	2	0	1	.833	Won 1
Samford	1	1	0	0	1.000	Won 1
South Carolina	17	7	10	0	.412	Lost 1
South Florida	1	1	0	0	1.000	Won 1
Southern Illinois	1	1	0	0	1.000	Won 1
Southern Mississippi	2	1	1	0	.500	Lost 1
Tennessee	26	4	22	0	.154	Lost 3
Tennessee Martin	2	2	0	0	1.000	Won 2
Texas-El Paso	1	1	0	0	1.000	Won 1
Texas State	1	1	0	0	1.000	Won 1
Toledo	1	1	0	0	1.000	Won 1

Tulane	4	4	0	0	1.000	Won 4
Utah State	2	2	0	0	1.000	Won 2
Vanderbilt	25	18	7	0	.720	Lost 1
Virginia Tech	5	4	1	0	.800	Won 1
Western Kentucky	3	2	1	0	.667	Lost 1
West Virginia	2	2	0	0	1.000	Won 2
Youngstown State	1	1	0	0	1.000	Won 1
<b>Totals</b>	<b>334</b>	<b>186</b>	<b>144</b>	<b>4</b>	<b>.563</b>	<b>Lost 3</b>

## COACHES' RECORDS IN KROGER FIELD

Coach	G	W	L	T	Pct.
Fran Curci (1973-81)	53	29	23	1	.557
Jerry Claiborne (1982-89)	54	32	19	3	.620
Bill Curry (1990-96)	43	21	22	0	.488
Hal Mumme (1997-2000)	24	13	11	0	.542
Guy Morriss (2001-02)	13	5	8	0	.385
Rich Brooks (2003-09)	48	25	23	0	.521
Joker Phillips (2010-12)	21	11	10	0	.524
<b>Mark Stoops (2013-present)</b>	<b>78</b>	<b>50</b>	<b>28</b>	<b>0</b>	<b>.641</b>



# YEAR-BY-YEAR RECORDS

## 1881-1932

### Pre-Southeastern Conference Years

Year	Overall Record	Conf.	Head Coach (Almater)
1881	1-2	—	Unknown
1891	1-1	—	Unknown
1892	2-4-1	—	Prof. A.M. Miller (Princeton)
1893	5-2-1	—	John A. Thompson (Purdue)
1894	5-2	—	W.P. Finney (Purdue)
1895	4-5	—	Charles Mason (Cornell)
1896	3-6	SIAA	Dudley Short (Cornell)
1897	2-4	SIAA	Lyman B. Eaton (Cincinnati)
1898	7-0	SIAA	W.R. Bass (Cincinnati)
1899	5-2-2	SIAA	W.R. Bass (Cincinnati)
1900	4-6	SIAA	W.H. Kiler (Illinois)
1901	2-6-1	SIAA	W.H. Kiler (Illinois)
1902	3-5-1	SIAA	E.W. McLeod (Michigan)
1903	7-1	SIAA	C.A. Wright (Columbia)
1904	9-1	SIAA	F.E. Schact (Minnesota)
1905	6-3-1	SIAA	F.E. Schact (Minnesota)
1906	4-3	SIAA	J. White Guyn (Kentucky)
1907	9-1-1	SIAA	J. White Guyn (Kentucky)
1908	4-3	SIAA	J. White Guyn (Kentucky)
1909	9-1	SIAA	E.R. Sweetland (Cornell)
1910	7-2	SIAA	E.R. Sweetland (Cornell)
1911	7-3	SIAA	P.P. Douglass (Michigan)
1912	7-2	SIAA	E.R. Sweetland (Cornell)
1913	6-2	SIAA	Alpha Brumage (Kansas)
1914	5-3	SIAA	Alpha Brumage (Kansas)
1915	6-1-1	SIAA	J.J. Tigert (Vanderbilt)
1916	4-1-2	SIAA	J.J. Tigert (Vanderbilt)
1917	3-5-1	SIAA	S.A. Boles (Vanderbilt)
1918	2-1	SIAA	Andy Gill (Indiana)
1919	3-4-1	SIAA	Andy Gill (Indiana)
1920	3-4-1	SIAA	W.J. Juneau (Wisconsin)
1921	4-3-1	SC	W.J. Juneau (Wisconsin)
1922	6-3	SC	W.J. Juneau (Wisconsin)
1923	4-3-2	SC	J.J. Winn (Princeton)
1924	4-5	SC	Fred J. Murphy (Yale)
1925	6-3	SC	Fred J. Murphy (Yale)
1926	2-6-1	SC	Fred J. Murphy (Yale)
1927	3-6-1	SC	Harry Gamage (Illinois)
1928	4-3-1	SC	Harry Gamage (Illinois)
1929	6-1-1	SC	Harry Gamage (Illinois)
1930	5-3	SC	Harry Gamage (Illinois)
1931	5-2-2	SC	Harry Gamage (Illinois)
1932	4-5	SC	Harry Gamage (Illinois)

SIAA-Southern Intercollegiate Athletic Association  
 SC-Southern Conference

## 1933-PRESENT

### Southeastern Conference Years

Year	Overall W-L-T	SEC W-L-T	SEC Finish	Head Coach (Alma Mater)
1933	5-5	2-3	t9th	Harry Gamage (Illinois)
1934	5-5	1-3	9th	C.A. Wynne (Notre Dame)
1935	5-4	3-3	t6th	C.A. Wynne (Notre Dame)
1936	6-4	1-3	10th	C.A. Wynne (Notre Dame)
1937	4-6	0-5	12th	C.A. Wynne (Notre Dame)
1938	2-7	0-4	12th	A.D. Kirwan (Kentucky)
1939	6-2-1	2-2-1	6th	A.D. Kirwan (Kentucky)
1940	5-3-2	1-2-2	9th	A.D. Kirwan (Kentucky)
1941	5-4	0-4	12th	A.D. Kirwan (Kentucky)
1942	3-6-1	0-5	t11th	A.D. Kirwan (Kentucky)
1943	No Team (War Year)			
1944	3-6	1-5	9th	A.D. Kirwan (Kentucky)
1945	2-8	0-5	12th	Bernie Shively (Illinois)
1946	7-3	2-3	8th	Paul "Bear" Bryant (Alabama)
1947 G	8-3	2-3	t9th	Paul "Bear" Bryant (Alabama)
1948	5-3-2	1-3-1	9th	Paul "Bear" Bryant (Alabama)
1949 ●	9-3	4-1	2nd	Paul "Bear" Bryant (Alabama)
1950 S	11-1	5-1	1st	Paul "Bear" Bryant (Alabama)
1951 ◁	8-4	3-3	5th	Paul "Bear" Bryant (Alabama)
1952	5-4-2	1-3-2	9th	Paul "Bear" Bryant (Alabama)
1953	7-2-1	4-1-1	t2nd	Paul "Bear" Bryant (Alabama)
1954	7-3-0	5-2	t3rd	Blanton Collier (Georgetown)
1955	6-3-1	3-3-1	t7th	Blanton Collier (Georgetown)
1956	6-4	4-4	t6th	Blanton Collier (Georgetown)
1957	3-7	1-7	12th	Blanton Collier (Georgetown)
1958	5-4-1	3-4-1	t6th	Blanton Collier (Georgetown)
1959	4-6	1-6	9th	Blanton Collier (Georgetown)
1960	5-4-1	2-4-1	9th	Blanton Collier (Georgetown)
1961	5-5	2-4	7th	Blanton Collier (Georgetown)
1962	3-5-2	2-3-1	t7th	Charlie Bradshaw (Kentucky)
1963	3-6-1	0-5-1	11th	Charlie Bradshaw (Kentucky)
1964	5-5	4-2	t2nd	Charlie Bradshaw (Kentucky)
1965	6-4	3-3	t6th	Charlie Bradshaw (Kentucky)
1966	3-6-1	2-4	6th	Charlie Bradshaw (Kentucky)
1967	2-8	1-6	7th	Charlie Bradshaw (Kentucky)
1968	3-7	0-7	7th	Charlie Bradshaw (Kentucky)
1969	2-8	1-6	9th	John Ray (Olivet)
1970	2-9	0-7	8th	John Ray (Olivet)
1971	3-8	1-6	t6th	John Ray (Olivet)
1972	3-8	2-5	t7th	John Ray (Olivet)
1973	5-6	3-4	t5th	Fran Curci (Miami)
1974	6-5	3-3	t3rd	Fran Curci (Miami)
1975	2-8-1	0-6	t5th	Fran Curci (Miami)
1976 ●	9-3	5-1	t1st	Fran Curci (Miami)
1977	10-1	6-0	2nd	Fran Curci (Miami)
1978	4-6-1	2-4	t5th	Fran Curci (Miami)
1979	5-6	3-3	t4th	Fran Curci (Miami)
1980	3-8	1-5	6th	Fran Curci (Miami)
1981	3-8	2-4	t4th	Fran Curci (Miami)
1982	0-10-1	0-6	t8th	Jerry Claiborne (Kentucky)
1983 H	6-5-1	2-4	4th	Jerry Claiborne (Kentucky)
1984 H	9-3	3-3	t4th	Jerry Claiborne (Kentucky)



YEAR-BY-YEAR RECORDS

1985	5-6	1-5	7th	Jerry Claiborne (Kentucky)
1986	5-5-1	2-4	t4th	Jerry Claiborne (Kentucky)
1987	5-6	1-5	t7th	Jerry Claiborne (Kentucky)
1988	5-6	2-5	t8th	Jerry Claiborne (Kentucky)
1989	6-5	2-5	t7th	Jerry Claiborne (Kentucky)
1990	4-7	3-4	5th	Bill Curry (Ga. Tech)
1991	3-8	0-7	10th	Bill Curry (Ga. Tech)
1992	4-7	2-6	*t5th	Bill Curry (Ga. Tech)
1993	6-6	4-4	*3rd	Bill Curry (Ga. Tech)
1994	1-10	0-8	*6th	Bill Curry (Ga. Tech)
1995	4-7	2-6	*5th	Bill Curry (Ga. Tech)
1996	4-7	3-5	*t4th	Bill Curry (Ga. Tech)
1997	5-6	2-6	*5th	Hal Mumme (Tarleton State)
1998	7-5	4-4	*4th	Hal Mumme (Tarleton State)
1999	6-6	4-4	*4th	Hal Mumme (Tarleton State)
2000	2-9	0-8	*6th	Hal Mumme (Tarleton State)
2001	2-9	1-7	*5th	Guy Morriss (TCU)
2002	7-5	3-5	*t4th	Guy Morriss (TCU)
2003	4-8	1-7	*t5th	Rich Brooks (Oregon State)
2004	2-9	1-7	*t5th	Rich Brooks (Oregon State)
2005	3-8	2-6	*6th	Rich Brooks (Oregon State)
2006	8-5	4-4	*t3rd	Rich Brooks (Oregon State)
2007	8-5	3-5	*t4th	Rich Brooks (Oregon State)
2008	7-6	2-6	*6th	Rich Brooks (Oregon State)
2009	7-6	3-5	*t4th	Rich Brooks (Oregon State)
2010	6-7	2-6	*5th	Joker Phillips (Kentucky)
2011	5-7	2-6	*t4th	Joker Phillips (Kentucky)
2012	2-10	0-8	*7th	Joker Phillips (Kentucky)
2013	2-10	0-8	*7th	Mark Stoops (Iowa)
2014	5-7	2-6	*6th	Mark Stoops (Iowa)
2015	5-7	2-6	*5th	Mark Stoops (Iowa)
2016	7-6	4-4	*t2nd	Mark Stoops (Iowa)
2017	7-6	4-4	*t3rd	Mark Stoops (Iowa)
2018	10-3	5-3	*t2nd	Mark Stoops (Iowa)
2019	8-5	3-5	*t4th	Mark Stoops (Iowa)
2020	5-6	4-6	*4th	Mark Stoops (Iowa)
2021	10-3	5-3	*2nd	Mark Stoops (Iowa)
2022	7-6	3-5	*t4th	Mark Stoops (Iowa)
2023	7-6	3-5	*4th	Mark Stoops (Iowa)

\* Eastern Division finish

- ⊙ Compass Bowl
- ☉ Cotton Bowl
- G Great Lakes Bowl
- H Hall of Fame Bowl
- ⌘ Liberty Bowl
- ⊕ Music City Bowl
- ⊙ Orange Bowl
- O Outback Bowl
- 🍑 Peach Bowl
- S Sugar Bowl
- 👾 TaxSlayer Gator Bowl
- 🍊 Citrus Bowl
- ⊕ Belk Bowl



ANNUAL KENTUCKY STATISTICS

Year	Total			Rushing				Passing				Total Offense								
	FD	Att	Yds	TD	Yds	Pct.	TD	Yds	Att	Int	Yds	Pct.	TD	Yds	Plays	Yards	Yds	Fum-L	Pen	Pts
2023+	221	339	1662	18	127.8	211	375	12	2751	.563	25	211.6	714	4421	339.5	16-8	79	661	378	29.1
2022+	229	464	1511	9	116.2	224	349	13	2710	.642	21	208.5	813	4211	324.7	15-6	74	514	265	20.4
2021+	297	496	2594	27	199.5	242	366	13	2594	.661	24	225.7	862	5528	425.2	18-10	63	548	420	32.3
2020@	191	436	2162	19	196.5	145	243	5	1336	.597	7	121.5	679	3498	318.0	13-7	63	615	240	21.8
2019+	252	573	3624	36	278.8	128	257	8	1478	.498	9	113.7	830	5102	392.5	24-12	75	661	353	27.2
2018+	258	536	2592	27	199.4	194	296	10	2099	.655	14	161.5	832	4691	360.8	20-8	79	721	346	26.6
2017+	242	488	2102	27	161.7	196	330	7	2446	.594	10	188.2	818	4548	349.8	14-8	71	626	332	25.5
2016+	240	560	3044	30	234.2	170	312	12	2419	.545	17	186.1	872	5463	420.2	23-16	65	595	330	30.0
2015	222	419	1952	22	162.7	218	397	16	2512	.549	10	209.3	816	4464	372.0	13-6	69	676	296	24.7
2014	231	444	1838	21	153.2	226	405	11	2774	.563	14	231.2	849	4612	384.3	20-4	66	604	350	29.2
2013	212	431	1775	16	147.9	204	343	6	2319	.595	14	193.2	774	4074	341.2	19-9	69	591	246	20.5
2012	214	403	1665	13	138.8	220	387	10	2115	.568	13	176.2	790	3780	315.0	19-6	55	496	215	17.9
2011	170	428	1490	9	124.2	171	336	12	1627	.509	12	135.6	764	3117	259.8	22-12	59	482	190	15.8
2010+	289	452	2061	26	158.5	298	458	9	3501	.651	26	269.3	910	5562	427.8	16-11	72	597	406	31.2
2009+	249	551	2486	26	191.2	180	326	11	1824	.552	13	140.3	877	4310	331.5	16-9	58	502	339	26.1
2008+	212	444	1657	18	127.5	227	415	13	2234	.547	11	171.8	859	3891	299.3	19-8	69	562	294	22.6
2007+	335	485	2021	20	155.5	331	528	12	3743	.627	40	287.9	1013	5764	443.4	30-16	83	717	475	36.5
2006+	254	411	1282	12	98.6	273	436	7	3597	.626	31	276.7	847	4879	375.3	20-10	80	687	347	26.7
2005	176	391	1415	21	128.6	178	304	9	1857	.586	6	168.8	695	3272	297.5	29-16	52	452	239	21.7
2004	176	355	1185	11	107.7	193	353	11	1845	.547	9	167.7	708	3030	275.5	28-14	80	614	173	15.7
2003	217	434	1501	24	125.1	206	381	10	2426	.541	18	202.2	815	3927	327.2	17-8	81	672	328	27.3
2002	216	430	1782	19	148.5	195	350	6	2387	.557	24	198.7	780	4169	347.4	17-9	106	836	385	32.1
2001	216	286	1180	10	107.3	252	446	13	3031	.565	23	275.5	732	4211	382.8	11-8	98	767	259	23.5
2000	257	305	1211	9	110.1	322	564	21	3689	.571	19	335.4	869	4900	445.5	23-11	89	716	254	23.1
1999	230	368	830	11	75.5	304	468	13	3289	.650	26	299.0	836	4119	374.5	26-15	101	817	315	28.6
1998	292	337	1342	11	122.0	414	574	16	4534	.721	39	412.2	911	5876	534.2	25-11	107	976	417	37.9
1997	281	314	1195	8	108.6	374	562	19	4019	.665	37	365.4	876	5214	474.0	17-6	99	788	348	31.6
1996	128	430	1098	9	99.8	126	261	7	1298	.483	7	118.0	691	2396	217.8	23-13	80	658	138	12.6
1995	187	511	2156	24	196.0	118	217	8	1390	.544	6	126.4	728	3546	322.4	18-8	64	508	223	20.3
1994	160	411	1709	10	155.4	115	255	18	1368	.451	8	124.4	666	3077	279.7	23-15	56	585	149	13.6
1993	192	545	2315	17	210.5	108	214	11	1305	.505	9	118.6	759	3620	329.1	25-12	38	320	207	18.8
1992	190	501	1894	15	172.2	118	243	14	1684	.486	6	153.1	744	3578	325.3	26-11	42	313	207	18.8
1991	210	426	1423	13	129.4	176	312	11	2017	.564	9	183.4	738	3440	312.7	25-15	38	342	190	17.3
1990	216	447	1433	14	130.3	216	390	17	2152	.554	14	195.6	837	3585	325.9	17-8	52	416	228	20.8
1989	187	476	1519	15	138.1	145	263	17	1695	.551	6	154.1	739	3214	292.2	18-5	80	674	212	19.3
1988	172	430	1440	19	130.9	131	288	17	1758	.455	6	159.8	718	3198	290.7	27-11	70	585	217	19.7
1987	212	481	2340	20	212.7	121	254	11	1624	.476	9	147.6	735	3964	360.4	21-10	91	752	258	23.5
1986	219	518	2036	20	185.1	160	282	10	1748	.567	3	158.9	800	3784	344.0	27-12	73	633	228	20.7





Year	Total			Rushing				Passing				Total Offense								
	FD	Att	Yds	ID	Ypg	Com	Att	Int	Yds	Pct.	TD	Ypg	Plays	Yards	Ypg	Fum-L	Pen	Yds	Pts	Ppg
1985	194	441	1469	12	133.5	189	353	12	2318	.535	7	210.7	794	3787	344.3	22-13	63	580	194	17.6
1984	211	481	2263	22	184.7	168	304	13	1975	.552	12	179.5	785	4007	364.3	20-14	83	697	273	24.8
1983	169	437	1402	13	127.5	156	269	13	1763	.580	13	160.2	705	3165	287.7	17-12	61	436	212	19.3
1982	145	400	1054	6	95.6	139	286	28	1496	.486	6	136.0	686	2500	231.8	40-22	56	475	96	8.7
1981	154	472	1044	7	94.9	114	246	16	1502	.463	6	136.5	718	2546	231.4	34-20	43	410	134	12.2
1980	187	494	1679	10	152.6	133	284	25	1861	.468	10	169.2	778	3540	321.8	35-19	55	540	167	15.2
1979	179	608	2638	15	239.8	65	154	8	908	.422	7	82.5	762	3546	322.4	47-23	55	544	180	16.4
1978	168	502	1515	11	137.7	103	239	20	1638	.431	13	148.9	741	3153	286.7	26-11	40	444	193	17.5
1977	200	638	2486	22	228.7	83	183	7	1053	.454	8	95.7	821	3539	321.7	25-13	49	452	252	22.9
1976	192	654	2960	18	269.1	57	121	10	729	.471	7	66.3	775	3689	335.4	38-22	55	578	188	17.1
1975	190	724	2661	12	241.9	44	126	8	556	.349	3	50.5	850	3217	292.5	43-14	44	425	132	12.0
1974	180	632	3124	24	284.0	43	110	10	576	.391	4	52.4	742	3700	336.4	35-20	46	421	248	22.5
1973	172	592	2518	21	229.0	56	128	8	889	.433	8	80.8	719	2815	255.9	32-15	37	438	131	11.9
1972	156	549	1765	16	160.5	95	230	23	1050	.396	1	95.4	779	2815	255.9	32-15	37	438	131	11.9
1971	161	557	2252	13	204.7	53	154	11	837	.409	4	76.1	711	3089	280.8	28-16	44	383	144	13.1
1970	153	498	1287	7	117.0	157	303	18	1575	.518	7	143.2	671	2862	260.2	29-12	55	479	131	11.9
1969	147	459	1132	7	113.2	144	326	22	1692	.442	5	169.2	785	2514	251.4	23-16	48	504	104	10.4
1968	130	460	1249	13	124.9	93	245	23	1234	.379	6	123.4	695	2483	248.3	25-17	62	640	141	14.1
1967	138	404	1006	10	100.6	110	277	33	1142	.397	4	114.2	606	2148	214.8	15-4	40	392	111	11.1
1966	108	447	1056	8	105.6	72	161	15	1075	.447	5	107.5	608	2141	214.1	25-12	38	393	107	10.7
1965	166	426	1140	17	114.0	123	235	19	1902	.523	11	190.2	671	3042	304.2	40-8	51	478	199	19.9
1964	159	394	1012	11	101.2	116	230	12	1609	.504	10	160.9	624	2621	262.1	26-11	54	479	150	15.0
1963	134	385	1193	12	119.3	88	198	20	1266	.444	6	126.6	583	2459	245.9	24-13	40	517	142	14.2
1962	130	407	1054	7	105.4	89	167	9	1220	.533	4	122.0	574	2274	227.4	26-11	41	440	85	8.5
1961	135	429	1327	12	132.7	95	187	12	1265	.508	5	126.5	616	2592	259.2	20-13	57	623	138	13.8
1960	147	383	1391	15	139.1	114	220	14	1633	.518	13	163.3	603	3024	302.4	18-13	62	581	206	20.6
1959	114	441	1554	12	155.4	67	167	14	752	.404	5	75.2	608	2306	230.6	23-11	56	683	140	14.0
1958	129	426	1652	14	165.2	79	151	9	1019	.523	6	101.9	577	2671	267.1	27-15	45	491	136	13.6
1957	126	428	1813	12	181.3	57	121	12	715	.470	5	71.5	605	2528	252.8	26-18	50	540	128	12.8
1956	113	515	1724	11	172.4	24	71	5	360	.338	5	36.0	586	2084	208.4	28-14	53	555	119	11.9
1955	138	468	1674	16	167.4	69	129	7	928	.535	9	92.8	597	2602	260.2	24-16	46	460	178	17.8
1954	153	447	1755	16	175.5	83	158	17	1148	.525	6	114.8	605	2903	290.3	28-19	68	668	151	15.1
1953	160	506	2147	19	214.7	55	118	8	867	.466	11	86.7	624	3014	301.4	43-24	62	500	201	20.1
1952	174	586	2437	15	221.5	41	122	11	712	.336	8	64.7	708	3149	286.3	56-29	53	573	161	14.6
1951**	206	610	2424	25	202.0	151	279	13	1802	.541	21	150.2	889	4226	352.2	33-22	80	629	314	26.2
1950**	209	545	2452	28	204.3	134	242	14	1819	.554	28	151.5	787	4271	355.9	39-27	67	631	393	32.8
1949**	163	616	2333	30	194.4	100	188	16	1351	.531	10	112.5	804	3684	307.0	39-20	83	711	317	26.4
1948	110	409	1666	—	166.6	84	169	11	1185	.497	13	118.5	578	2851	285.1	38-20	42	352	199	19.9
1947*	127	422	1928	—	175.2	69	152	15	728	.454	—	66.2	574	2656	241.4	36-20	48	500	175	15.9
1946	93	338	1351	—	135.1	64	145	10	1100	.441	—	110.0	483	2451	245.1	32-17	67	631	233	23.3

\* 11-game totals including bowl statistics • \*\* 12-game totals including bowl statistics • •• 13-game totals including bowl statistics @ 2020 includes a 10-game SEC only regular-season schedule due to COVID-19, one bowl



ANNUAL OPPONENT STATISTICS

Year	Total			Rushing			Passing			Total Offense										
	FD	Att	Yds	TD	Ypg	Com	Att	Int	Yds	Pct.	TD	Ypg	Plays	Yards	Ypg	Fum-L	Pen	Pts	Ppg	
2023+	265	450	1470	19	113.1	291	430	11	3126	.677	20	240.5	880	4596	353.5	12-7	85	762	336	25.8
2022+	197	433	1828	16	140.6	206	347	10	2220	.594	10	170.8	780	4048	311.4	11-7	74	644	250	19.2
2021+	242	401	1579	12	121.5	268	403	9	2842	.665	20	218.6	804	4421	340.1	11-3	78	598	282	21.7
2020@	285	408	1717	18	156.1	235	356	16	2471	.660	18	224.6	764	4188	380.7	13-6	62	521	285	25.9
2019+	224	443	2006	21	154.3	202	353	8	2182	.572	9	167.8	796	4188	322.2	27-11	74	669	251	19.3
2018+	228	461	1964	12	151.1	216	376	9	2422	.574	14	186.3	837	4386	337.4	23-11	101	858	219	16.8
2017+	289	466	2279	23	175.3	274	427	11	3271	.642	21	251.6	893	5550	426.9	14-7	91	787	367	28.2
2016+	274	576	2966	25	228.2	202	352	13	2679	.574	20	206.1	928	5645	434.2	18-8	85	678	407	31.3
2015	250	510	2353	24	196.1	196	343	11	2377	.571	14	198.1	853	4730	394.2	19-9	68	610	329	27.4
2014	270	511	2294	20	191.2	217	377	15	2589	.576	22	215.8	888	4883	406.9	25-8	59	499	375	31.2
2013	256	483	2368	26	197.3	221	336	3	2758	.658	22	229.8	819	5126	427.2	22-12	71	604	374	31.2
2012	268	481	1935	25	161.2	247	367	5	2757	.673	21	229.8	848	4692	391.0	18-8	64	477	372	31.0
2011	234	487	2198	14	183.2	175	342	15	2326	.512	19	193.8	829	4524	377.0	18-10	74	639	296	24.7
2010+	236	501	2302	30	177.1	172	319	9	2302	.539	14	177.1	820	4604	354.2	16-7	74	625	369	28.4
2009+	233	509	2378	18	182.9	163	336	16	2298	.485	17	176.8	845	4676	359.7	17-6	70	633	295	22.7
2008+	209	477	1810	15	139.2	188	359	12	2511	.524	18	193.2	836	4321	332.4	27-14	74	685	279	21.5
2007+	288	543	2484	20	191.1	236	431	17	2679	.548	24	206.1	974	5163	397.2	24-10	84	737	385	29.6
2006+	292	476	2398	24	184.5	235	406	14	3496	.579	24	268.9	882	5894	453.4	35-18	83	658	369	28.4
2005	231	439	2159	22	196.3	239	384	5	2676	.622	24	243.3	823	4835	439.5	22-11	74	675	375	34.1
2004	231	500	2477	26	225.2	157	276	12	2235	.569	13	203.2	776	4712	428.4	22-11	77	644	341	31.0
2003	248	536	2240	23	186.7	186	330	11	2347	.564	14	195.6	866	4587	382.2	16-6	84	616	321	26.7
2002	249	495	2092	13	174.3	174	369	10	2723	.472	23	226.9	864	4815	401.2	23-12	87	785	301	25.1
2001	267	442	1958	20	178.0	228	380	5	3271	.600	28	297.4	822	5229	475.4	19-8	81	714	367	33.4
2000	230	413	1795	22	163.2	175	308	5	2670	.568	25	242.7	721	4465	405.9	25-15	69	598	383	34.8
1999	217	377	1633	25	148.5	189	366	16	2478	.516	17	225.3	743	4111	373.7	23-15	96	734	323	29.4
1998	204	382	1641	19	149.2	157	322	6	2606	.488	24	236.9	704	4247	386.1	20-10	93	751	349	31.7
1997	223	421	1879	23	170.8	178	311	9	2436	.572	22	221.5	732	4315	392.3	21-11	69	594	362	32.9
1996	198	422	1667	21	151.6	172	309	12	2222	.557	14	202.0	731	3889	353.6	24-17	77	714	322	29.3
1995	207	416	1664	16	151.3	190	326	12	2233	.583	13	203.0	742	3897	354.3	25-13	68	611	269	24.5
1994	255	526	2994	32	272.2	167	270	7	1957	.619	19	177.9	796	4951	450.1	14-6	100	849	405	36.8
1993	182	385	1707	11	155.2	177	344	20	2089	.515	11	189.9	729	3796	345.1	21-9	75	703	195	17.7
1992	205	467	2274	17	206.7	159	274	12	1926	.580	15	175.1	741	4200	381.8	19-5	64	490	280	25.5
1991	246	510	2485	17	225.9	165	279	11	2346	.591	16	213.3	789	4831	439.2	19-10	67	594	268	24.4
1990	202	476	2064	15	187.6	131	255	4	2093	.514	18	190.3	731	4157	377.9	14-7	76	641	316	28.7
1989	192	482	1782	14	162.0	151	280	10	1741	.539	9	158.3	762	3523	320.3	25-10	71	659	220	20.0
1988	179	522	1932	14	175.6	134	250	10	1535	.536	11	139.6	772	3467	315.2	39-19	71	612	208	18.9
1987	173	464	1545	9	140.5	146	286	14	1769	.511	13	160.8	750	3314	301.3	26-6	75	734	189	17.2



Year	Total			Rushing			Passing			Total Offense										
	FD	Att	Yards	ID	Ypg	Com	Att	Int	Yards	Pct.	ID	Ypg	Plays	Yards	Ypg	Fum-L	Pen	Yds	Pts	Ppg
1986	191	434	1769	13	160.8	156	280	9	1826	.557	10	166.0	714	3595	335.9	33-16	70	638	207	18.8
1985	199	463	1713	13	155.7	179	338	17	2087	.529	12	189.7	801	3800	345.5	26-16	73	620	211	19.2
1984	218	457	1781	10	161.9	189	343	18	2352	.551	8	213.8	800	4133	375.7	27-20	69	617	202	18.4
1983	204	520	2176	20	197.8	141	276	12	1669	.511	5	151.7	796	3845	349.5	18-9	48	384	217	19.7
1982	221	597	2400	11	218.1	146	258	9	1832	.565	18	166.5	855	4232	384.7	33-14	70	543	287	26.1
1981	201	583	2004	20	182.1	123	236	14	1405	.521	4	127.7	819	3409	309.9	31-12	62	536	222	20.1
1980	202	567	2224	19	202.1	110	219	10	1598	.502	11	145.3	786	3822	347.4	31-16	48	470	280	25.4
1979	156	490	1731	10	157.4	107	229	15	1235	.467	6	112.3	719	2966	269.6	32-15	54	510	143	13.0
1978	201	543	1707	10	155.2	151	288	17	1825	.524	8	165.9	831	3532	321.1	33-12	59	506	189	17.2
1977	160	493	1322	7	120.2	116	235	14	1268	.494	5	115.3	728	2590	235.5	32-13	54	439	111	10.1
1976	161	564	1976	15	179.6	85	189	11	1031	.450	5	93.7	753	3007	273.4	23-13	58	555	137	12.5
1975	154	516	1917	16	174.3	75	156	11	1241	.481	5	112.8	672	3158	287.1	35-18	50	436	183	16.6
1974	196	589	2277	15	207.0	97	186	15	1386	.522	8	126.0	775	3663	333.0	28-18	48	445	194	17.6
1973	188	532	1898	19	172.5	119	240	10	1376	.496	5	125.1	732	3274	297.6	30-17	41	356	196	17.8
1972	216	561	2257	14	205.2	114	238	13	1569	.479	12	142.6	799	3826	347.8	31-17	49	475	232	21.1
1971	221	600	2292	24	208.4	106	196	20	1476	.541	NA	134.2	796	3768	342.5	22-12	43	416	284	25.8
1970	199	520	1508	NA	137.1	154	301	22	2101	.512	NA	191.0	821	3609	328.1	31-17	49	462	233	21.2
1969	194	486	1576	NA	157.6	163	279	11	1960	.584	NA	196.0	765	3536	353.6	29-18	55	534	295	29.5
1968	180	539	1591	NA	159.1	122	225	10	1526	.542	NA	152.6	764	3117	311.7	31-19	53	596	206	20.6
1967	167	525	1816	NA	181.6	102	179	6	1206	.570	NA	120.6	704	3022	302.2	21-10	58	615	230	23.0
1966	154	492	2049	NA	204.9	80	161	7	1116	.497	NA	111.6	653	3165	316.5	18-12	35	357	196	19.6
1965	135	436	1601	NA	160.1	95	185	12	1036	.514	NA	103.6	621	2637	263.7	23-18	50	503	160	16.0
1964	141	432	1507	NA	150.7	71	149	10	887	.477	NA	88.7	577	2394	293.4	25-11	55	495	194	19.4
1963	167	433	1736	NA	173.6	108	214	19	1330	.505	NA	133.0	647	3066	306.6	21-12	60	605	168	16.8
1962	139	439	1595	NA	159.5	76	172	13	853	.442	NA	85.3	611	2448	244.8	24-14	47	430	101	10.1
1961	111	399	1171	NA	117.1	67	136	14	893	.493	NA	89.3	535	2084	208.4	24-15	57	572	123	12.3
1960	98	421	1309	NA	130.9	47	124	17	522	.379	NA	52.2	545	1831	183.1	17-10	48	439	81	8.1
1959	101	426	1427	NA	142.7	58	146	12	626	.397	NA	62.6	572	2053	205.3	25-16	42	418	157	15.7
1958	109	422	1488	NA	148.8	66	139	10	849	.475	NA	84.9	561	2337	233.7	22-12	52	500	115	11.5
1957	134	470	1893	NA	189.3	37	115	14	531	.322	NA	53.1	585	2424	242.4	25-13	49	448	127	12.7
1956	130	442	1709	NA	170.9	59	142	14	766	.415	NA	76.6	584	2475	247.5	29-21	44	355	105	10.5
1955	125	451	1832	NA	183.2	36	96	13	479	.375	NA	47.9	547	2311	231.1	20-13	46	500	117	11.7
1954	138	427	1609	NA	160.9	48	135	17	643	.356	NA	64.3	562	2252	225.2	26-10	49	549	125	12.5
1953	135	460	1486	NA	148.6	59	147	21	724	.401	NA	72.4	607	2210	221.0	28-14	50	399	116	11.6
1952	170	520	1541	NA	140.1	125	209	13	1644	.598	NA	149.5	739	3185	289.5	28-13	61	582	173	15.7
1951**	121	480	1463	NA	121.9	83	215	22	1101	.386	NA	91.7	695	2564	213.7	41-25	69	520	121	10.1
1950**	134	544	1210	NA	100.8	74	197	29	912	.376	NA	76.0	741	2122	176.8	48-25	50	482	69	5.7
1949**	109	NA	941	NA	78.4	78	206	29	984	.379	NA	82.0	NA	1925	160.4	38-22	60	470	74	6.2
1948	111	NA	1237	NA	123.7	65	156	18	868	.417	NA	86.8	NA	2105	210.5	19-6	40	317	128	12.8
1947*	108	NA	1289	NA	117.2	77	172	22	807	.448	NA	73.4	NA	2096	190.5	30-13	39	365	73	6.6
1946	94	NA	1095	NA	109.5	68	184	25	805	.370	NA	80.5	NA	1900	190.0	34-16	54	446	91	9.1

\* 11-game totals including bowl statistics • \*\* 12-game totals including bowl statistics • \*\* 13-game totals including bowl statistics @ 2020 includes a 10-game SEC only regular-season schedule due to COVID-19, one bowl



## ALL-TIME COACHING RECORDS

Years	Coach (Alma Mater)	Yrs/UK	W	L	T	Pct.
1881	Unknown	1	1	2	0	.333
1891	Unknown	1	1	1	0	.500
1892	Prof. A.M. Miller (Princeton)	1	2	4	1	.357
1892-93	John A. Thompson (Purdue)	1	5	2	1	.688
1894	W.P. Finney (Purdue)	1	5	2	0	.714
1895	Charles Mason (Cornell)	1	4	5	0	.444
1896	Dudley Short (Cornell)	1	3	6	0	.333
1897	Lyman B. Eaton (Cincinnati)	1	2	4	0	.333
1898-99	W.R. Bass (Cincinnati)	2	12	2	2	.813
1900-01	W.H. Kiler (Illinois)	2	6	12	1	.342
1902	E.W. McLeod (Michigan)	1	3	5	1	.389
1903	C.A. Wright (Columbia)	1	7	1	0	.875
1904	F.E. Schact (Minnesota)	2	15	4	1	.775
1906-08	J. White Guyn (Kentucky)	3	17	7	1	.700
1909-1910, 12	R. Sweetland (Cornell)	3	23	5	0	.821
1911	P.P. Douglass (Michigan)	1	7	3	0	.700
1913-14	Alpha Brumage (Kansas)	2	11	5	0	.688
1915-16	J.J. Tigert (Vanderbilt)	2	10	2	3	.767
1917	S.A. Boles (Vanderbilt)	1	3	5	1	.389
1918-19	Andy Gill (Indiana)	2	5	5	1	.500
1920-22	W.J. Juneau (Wisconsin)	3	13	10	2	.560
1923	J. Winn (Princeton)	1	4	3	2	.556
1924-26	Fred J. Murphy (Yale)	3	12	14	1	.463
1927-33	Harry Gamage (Illinois)	7	32	25	5	.556
1934-37	C.A. Wynne (Notre Dame)	4	20	19	0	.513
1938-42, 44	A.D. Kirwan (Kentucky)	6	24	28	4	.464
1943	NO-TEAM—WAR YEAR					
1945	Bernie Shively (Illinois)	1	2	8	0	.200
1946-53	Paul Bryant (Alabama)	8	60	23	5	.710
1954-61	Blanton Collier (Georgetown)	8	41	36	3	.531
1962-68	Charlie Bradshaw (Kentucky)	7	25	41	4	.386
1969-72	John Ray (Olivet)	4	10	33	0	.233
1973-81	Fran Curci (Miami)	9	47	51	2	.480
1982-89	Jerry Claiborne (Kentucky)	8	41	46	3	.472
1990-96	Bill Curry (Georgia Tech)	7	26	52	0	.333
1997-2000	Hal Mumme (Tarleton State)	4	20	26	0	.435
2001-02	Guy Morriss (Texas Christian)	2	9	14	0	.391
2003-09	Rich Brooks (Oregon State)	7	39	47	0	.453
2010-12	Joker Phillips (Kentucky)	3	13	24	0	.351
2013-present	Mark Stoops (Iowa)	11	73	65	0	.529
<b>Totals</b>	<b>133 Seasons</b>		<b>653</b>	<b>647</b>	<b>44</b>	<b>.502</b>

\* 11-game totals including bowl statistics • \*\* 12-game totals including bowl statistics • + 13-game totals including bowl statistics @ 2020 includes a 10-game SEC only regular-season schedule due to COVID-19, one bowl



## ALL-TIME ASSISTANT COACHES

ADAMS, Tom (Rice, '82)  
1997-2002 | DTs, D-Line

ADOLPH, Dave (Akron '59)  
1969-72 | Off. Line

ARCHER, Mike (Miami, Fla. '75)  
1993-95; 2003-06 | Def. Coord., LBs

ALLEN, Ermal (Kentucky '42)  
1947-62 | Off. Backs

ANSLEY, Derrick (Troy 2005)  
2013-15 | Cornerbacks, DBs

ARNSPARGER, Bill (Miami, O. '50)  
1954-61 | Off. Line

ATKINSON, Joe (Vanderbilt '42)  
1946-49 | Guards

BAILEY, Charlie (Tampa '62)  
1975-81 | Def. Coord.

BALITSARIS, Mike (Tennessee '42)  
1946-47 | Ends

BASSETT, Claude (BYU '78)  
1997-2000 | Recr. Coord.

BENNETT, Leeman (Kentucky '60)  
1962, 65 | Off. Backs

BLACKLEDGE, Ron (Bowling Green '60)  
1973-75 | Off. Line

BOONE, George (Kentucky '61)  
1961-65 | Def. Line

BOUKNIGHT, Jovon (Wyoming '06)  
2020-21 | Wide Receivers

**BOULWARE, Jay (Texas '96)**  
**2023-present | RBs/Special Teams Coord.**

BOWDEN, Tommy (West Virginia '76)  
1990 | Off. Coord.

BRADFORD, Vic (Alabama '39)  
1951 | Backs

BRADSHAW, Charlie (Kentucky '50)  
1954-58 | Off. Backs

BRINSON, Larry (Florida '82)  
2007-10 | Running Backs

BROWN, Neal (Massachusetts 2002)  
2013-14 | Offensive Coord., QBs

BROWN, Steve (Oregon '83)  
2003-11 | Def. Backs, Def. Coord.

BRUMBAUGH, Jimmy (Auburn 2000)  
2013-2016 | Defensive Line

**BUFFANO, Frank (Arizona 2006)**  
**2020, 2023-present | Safeties**  
**2021-22 | Safeties, Co-Special Teams Coord.**

BUH, Andy (Nevada '95)  
2015 | Outside Linebackers

CAIN, Ron (Kentucky '59)  
1969-70 | Receivers

CALLAHAN, Ray (Kentucky '56)  
1963-66 | Off. Line

CAMPBELL, Whitey (Miami U. '57)  
1969-70 | Def. Backs

CARAGHER, Ron (UCLA '90)  
2003-06 | RBs, Recruiting Coord.

CARMODY, Jim (Tulane '55)  
1963 | Fr. Coord.

CARR, Fletcher (Tampa '73)  
1973-75 | Centers

CARR, Gerald (S. Illinois, '81)  
2001-02 | Asst. HC, RBs

CASSITY, Mike (Kentucky '75)  
1980-81; 2012 | Def. Backs

CATAVOLOS, George (Purdue '67)  
1977-81 | Def. Backs

CHAPMAN, George (Georgia '35)  
1950 | Def. Line

CLAIBORNE, Jerry (Kentucky '50)  
1952-53 | Def. Backs, LBs

CLINKSCALE, Steve (Ashland, 2000)  
2016-2020 | Def. Backs  
2021 | Def. Passing Game Coord./Def. Backs

COEN, Liam (UMass '08)  
2021, 2023 | Off. Coord., QBs

**COLLINS, Chris (Western Carolina '10)**  
**2021-present | Defensive Backs/Co-Def. Coord.**

CONDE, Bill (Kentucky '52)  
1967-68 | Off. Line

COOPER, John (Iowa St. '62)  
1973-76 | Def. Backs

COUGHLIN, Don (Miami U. '62)  
1973-76, 78 | Def. Line

CROPP, John (Vanderbilt '61)  
1991 | Tight Ends

CUMMINGS, Bob (Vanderbilt '48)  
1959-60 | Def. Backs

CUTCHIN, Phil (Kentucky '43)  
1952-53 | Backs

DAWSON, Shannon (Wingate, 2001)  
2015 | Offensive Coord, QBs

DEEB, Norm (Eastern '59)  
1959-61 | Fresh. Line

DEVLIN, John (West Chester '59)  
1982-83 | Linebackers

DICKEY, Daryl (Tennessee '85)  
1990-94 | Off. Coord/QBs

DIETZEL, Paul (Miami, O. '47)  
1951-52 | Assistant

DORR, Ray (W. Va. Wesleyan '65)  
1993-96 | RBs, QBs

DUNN, Paul (Pittsburgh '83)  
2003-04 | Run Coord./OL

DRAKE, Mike (W. Michigan '80)  
1995-96 | Running Backs



EISAMAN, Jerry (Kentucky '60)  
1982-89 | Quarterbacks

ELIOT, D.J. (Wyoming '99)  
2013-16 | Def. Coord., Linebackers

ENGLISH, Wally (Louisville '57)  
1966-68 | Quarterbacks

FANOGA, Mike (Texas-El Paso, '87)  
1997-98 | D-Line, O-Line

FITZGERALD, Denny (Michigan '62)  
1969-70 | Def. Coord.

FORD, Bob (Memphis St. '55)  
1962-65 | Def. Coord.

FRANKLIN, Tony (Murray State '79)  
1997-2000 | Off. Coord., RBs, Rec., QB's

FUCCI, Dominic (Kentucky '48)  
1956-58 | Def. Backs

FUGETT, Todd (E. C. Oklahoma '85)  
1990-91 | Ban/Rov

FULLER, Leon (Alabama '60)  
1966-68 | Def. Backs

GALAT, Joe (Miami, O. '62)  
1973, 75 | Def. Line

GARBER, Chip (Maryland '78)  
1982-89 | Def. Backs

GIBBS, Alex (Davidson '83)  
1971-72 | Secondary

GLASER, Bill (Bellarmine '65)  
1977-96 | Def. Line

GOODNER, John (SW Okla. State '67)  
2001-02 | Def. Coord./LBs

GRAN, Eddie (Cal Lutheran, '87)  
2016-2020 | Asst. HC/Off. Coord./RBs

GRAY, Michael (Oregon '84)  
2003-04 | Def. Line

GUY, John (N. C. A&T '73)  
1990-91 | Outside LBs

HAERING, Joe (Bucknell '64)  
1970-72 | Off. Backs

HALLUM, John (Jake) (Newberry '60)  
1982-89 | Off. Line

HAM, Frank (Olivet '40)  
1969-72 | Adm. Asst.

**HAMDAN, Bush (Boise State '08)**  
2024-present | Off. Coord./QB's

HART, Dave (St. Vincent '50)  
1962-63 | Def. Coord.

HATCHER, Chris (Valdosta State, '95)  
1999 | QBs/Receivers

HAWKINS, Ralph (Maryland '57)  
1962-65 | Def. Backs

HEGGINS, Jimmy (Florida State '78)  
2005-09 | Offensive Line

HIGHSMITH, Scott (Howard Payne '77)  
1999-2000 | WRs, RBs

HINSHAW, Darin (Central Florida, '93)  
2016-2020 | Co-Off. Coord./QB's

HOEFER, Larry (McMurry '73)  
2001-02 | Safeties

HOLWAY, Richard (Kentucky '50)  
1950

HOOD, Dean (Ohio Wesleyan, '86)  
2017-19 | Outside LBs/Defensive Backs/Special Teams

HOUSE, Matt (Michigan State, 2000)  
2016 | Inside LBs/Special Teams  
2017-18 | Def. Coord., Inside LBs

HUDSON, Ron (California '69)  
2003-04 | Off. Coord./QB's

HUNTER, Hal (Pittsburg '55)  
1971-72 | Off. Line

HUNTRESS, Carroll (N. Hampshire '49)  
1971-72 | Off. Line

JACKSON, Harold (Jackson State '68)  
2001-02 | Wide Receivers

JAMES, Pat (Kentucky '51)  
1951

JASPER, Bill (Tennessee '52)  
1963-64 | Line

KEANE, Tim (Arkansas St. '68)  
1997-2000 | CBs, DBs

KIRKSEY, Larry (Eastern '73)  
1977-81 | Receivers

KNOX, Chuck (Juniata '54)  
1961-62 | Off. Line

LAIR, Matt (Kentucky '48)  
1954-58, 62-63 | Asst. H.C.

LANCASTER, Chris (Clemson '89)  
2001-02 | D.Ends/O-Line

LANGLEY, J.D. (Chattanooga '43)  
1951 | Off. Line

LASLIE, Carney (Alabama '33)  
1946-51 | Tackles

LEACH, Mike (BYU, '83)  
1997-98 | Off. Coord./Rec.

LEAL, Dan (Gannon Col. '60)  
1973-74 | Recruiting

LeBLANC, Derrick (Northwestern State, 96)  
2017-19 | Def. Line

LEWIS, Joseph (Western '79)  
1984-85 | Off. Backs

LEWIS, Walter (Alabama '84)  
1990-91 | Off. Backs

LIKINS, Dave (Centre '80)  
1982-89 | Outside LBs

LIMBAUGH, Tommy (Alabama '67)  
1990-94 | Asst. H.C./T.E.

LOCKWOOD, David (West Virginia '89)  
2007 | Defensive Backs

LOUNSBURY, Dan (Arkansas '74)  
2000 | TEs, Spec. Tms.



MAGAZU, Dave (Springfield '80)  
1995-96 | Centers, Guards

MAINORD, Tommy (Tarleton State 2000)  
2013-15 | Wide Receivers

MAJOR, Mike (S.F. Austin '73)  
1997-2000 | Def. Coord/LBs

**MARROW, Vince (Toledo '92)**  
2013-present | Assoc. HC, Tight Ends, Recr. Coord.

MARTIN, Tee (Tenn./US Sp. Ac. 2003)  
2010-11 | Wide Receivers

McBRIDE, Ron (San Jose State '64)  
2003-04 | Inside LBs

McCLENDON, Charles (Kentucky '51)  
1951 | Ends

McCUBBIN, Bill (Kentucky '40)  
1951 | Fresh. Coord.

McCULLERS, Charlie (Tampa '60)  
1979-80 | Off. Line

McGRIFF, Wesley (Savannah State '90)  
2001-02 | RBs/CBs

MILLER, Calvin (Oklahoma St., '75)  
1995-96 | Def. Ends

MINTER, Rick (Henderson State '77)  
2011-12 | Defensive Coordinator

MIRILOVICH, Jon (Miami U. '60)  
1973-76, 79 | Off. Coord.

MITCHELL, Billy (Kentucky '57)  
1973-79 | Receivers

MOORE, Bud (Alabama '61)  
1962-64 | Asst. Line

MORAN, Paul (Cent. Conn. St. '68)  
1972 | Assistant

MORRIS, Guy (TCU '73)  
1997-2000 | Asst. H.C./O-Line

MOSELEY, Bill (Kentucky '45)  
1954-55 | Backfield

MOSELEY, Frank (Alabama '33)  
1946-51 | Backfield

MOSS, Joe (Virginia Tech '61)  
1965-66 | Off. Coord.

MOSS, Perry (Illinois '48)  
1976-78, 81 | Off. Coord.

NAIVAR, Craig (Hardin-Simmons '94)  
2014 | Special Tms. Coord./Safeties

NARDUZZI, Bill (Miami, O. '59)  
1973-74 | Def. Coord.

NELSON, Mark (E.C. Oklahoma '80)  
2001-02 | S. Tms./TE/DE

NEW, Larry (Illinois '65)  
1990-92 | Def. Coord.

NIBLACK, Jim (Florida '51)  
1977-78 | Off. Line

NICOLAU, Nick (So. Conn. '57)  
1973-75 | Off. Backs

NORD, Greg (Kentucky '80)  
1982-89; 2010-12 | Off. Backs/Sp. Tms./TEs

NORTH, John (Vanderbilt '48)  
1956-61 | Ends

ORTMAYER, Steve (La Verne '67)  
2003-09 | Asst. HC/Sp.Tms. Coord./TEs

OWEN, Phil (Georgetown '53)  
1964-68 | Freshmen

OWENS, Jim (Oklahoma '50)  
1951-53 | Ends

PARDUE, Steve (Austin Peay '85)  
2011-12 | Running Backs

PATTERSON, Darrell (TCU '84)  
1997-2000 | Safeties, DEs

PEASE, Brent (Montana '90)  
2001-02 | Off. Coord./QBs

PELL, Charley (Alabama '63)  
1965-68 | Def. Line

PETRI, Rick (Missouri-Rolla '76)  
2005-09 | Def. Line

PEVETO, Bradley Dale (SMU '86)  
2013 | Spec. Tms. Coord./Safeties

PHILLIPS, Joker (Kentucky '86)  
1991-96; 2003-09 | WR/Recr. Coord./Off. Coord.

POYNTER, Jim (Kentucky '61)  
1965-68 | Off. Backs

REDDING, Dick (Springfield '40)  
1982-89 | Recruiting

RHOADES, Rick (C. Missouri St. '70)  
1990-92 | Off. Coord.

RICE, Homer (Centre '51)  
1962-65 | Off. Coord.

RILEY, Don (E. Tenn. State '56)  
1992-94 | Offensive Line

ROPER, Kurt (Rice '95)  
2005 | Quarterbacks

RUTLEDGE, Ed (Western '41)  
1956-61 | Ends

SANDERS, Randy (Tennessee '88)  
2006-12 | QBs/Off. Coord./Recr. Coord.

SCANGARELLO, Rich (Sacramento State '96)  
2022 | QBs/Off. Coord.

SCHLARMAN, John (Kentucky '97)  
2013-2020 | Offensive Line

SCHNELLENBERGER, Howard (Kentucky '58)  
1959-60 | Ends

SCOTT, Chad (North Carolina 2005)  
2013-15 | Running Game Coord., RBs

SEFCIK, George (Notre Dame '62)  
1969-72 | Off. Coord.

SEKANOVICH, Dan (Tennessee '54)  
1971-72 | Def. Line

SETTLE, John (Appalachian State, '89)  
2021-22 | RBs/Co-Special Teams Coord.



SENGEL, George (Kentucky '48)  
1961-68 | Ends

SHANNON, J.R. (Kentucky '59)  
1959-61 | Recruiting

SHARPLESS, Rod (Maryland '75)  
1982-89 | Def. Tackles

SHERIDAN, Farrell (Minnesota '73)  
1982-89 | Off. Tackles

SHIVELY, Doug (Kentucky '59)  
1966-68 | Def. Ends

**SHORTS JR., Daikiel (West Virginia '18)**  
**2024-present | Wide Receivers**

SHULA, Don (John Carroll '51)  
1959 | Off. Backs

SMITH, Chuck (Kentucky '81)  
2005-12 | Linebackers/Recr. Coord.

SMITH, Lovie (Tulsa '80)  
1992 | Def. Ends

SMITH, Michael (Kansas State, '95)  
2018-19 | Wide Receivers

SMITH, Rick (Florida State '71)  
1990-96, 2001 | Def. Backs  
2001 | Asst.HC/Recr.Coord./Def Backs

SNYDER, Charles (Marshall '48)  
1958 | Off. Backs

**STEWART, Anwar (Kentucky '17)**  
**2020-present | Defensive Line**

**STOOPS, Mike (Iowa '87)**  
**2022-present | Inside Linebackers**

STROCK, Terry (Virginia Tech. '62)  
1983-89 | Linebackers

SUMMERS, Mike (Georgetown [Ky.], '78)  
2010-12 | Offensive Line

SUMRALL, Jon (Kentucky '05)  
2019-2020 | Inside Linebackers  
2021 | Co-Def. Coord./Inside Linebackers

TATE, Dick (Illinois '67)  
1971-72 | Freshmen

THOMAS, Lamar (Miami, '92)  
2016-17 | Wide Receivers

THURMOND, Chris (Tulsa '75)  
2008-10 | Def. Backs

TURCHETTA, Tom (Miami U. '72)  
1979-81 | Tight Ends

TURNER, David (Davidson '85)  
1993-94, 2010-12 | Defensive Ends, Def. Line

UNDERWOOD, Clarence (Marshall '38)  
1948-55, 65-68, 73-76 | Line

UZELAC, Elliot (W. Michigan '80)  
1995-96 | Off. Coord./Tackles/Tight Ends

VIADELLA, Joe (Rhode Island '83)  
1984-85 | Receivers

VOOLETICH, Milan (Geneva '64)  
1996 | Linebackers

WELLS, David (Ole Miss '66)  
1974-76 | Receivers

WALDRON, Ro (Virginia Tech '81)  
1984-85 | Centers

WASHINGTON, Pat (Auburn '87)  
2012 | Wide Receivers

**WHITE, Brad (Wake Forest, '05)**  
**2018 | Outside Linebackers**  
**2019-present | Def. Coord., Outside LBs**

**WOLFORD, Eric (Kansas State, '94)**  
**2021, 2024-present | Offensive Line**

WOODWARD, Scott (UMass, '09)  
2021-23 | Wide Receivers

YENSER, Zach (Troy, '07)  
2022-23 | Offensive Line





## KENTUCKY VS. ALL OPPONENTS

Opponent	Games	First Met	Last Met	W	L	T
Akron	2	2010	2023	2	0	0
Alabama	42	1917	2023	2	39	1
Alabama State	1	2013	2013	1	0	0
All-Kentucky	1	1900	1900	0	1	0
Alumni	1	1899	1899	1	0	0
Arkansas	8	1998	2019	5	3	0
<b>Auburn</b>	<b>34</b>	<b>1934</b>	<b>2020</b>	<b>6</b>	<b>27</b>	<b>1</b>
Austin Peay	1	2016	2016	1	0	0
Avondale	2	1900	1901	0	2	0
Baldwin-Wallace	1	1940	1940	1	0	0
Ball State	2	2001	2023	2	0	0
Baylor	4	1963	1977	2	2	0
Berea College	5	1903	1909	5	0	0
Bethany	1	1904	1904	1	0	0
Boston College	1	1937	1937	0	1	0
Bowling Green	3	1979	1985	2	1	0
Butler College	4	1913	1917	4	0	0
Carson-Newman	2	1928	1929	2	0	0
Catlettsburg	2	1896	1905	1	1	0
Central Michigan	7	1983	2018	7	0	0
Central University	15	1892	1911	4	10	1
Centre College	30	1891	1929	11	18	1
Charleston Southern	1	2010	2010	1	0	0
Charlotte	1	2015	2015	1	0	0
Chattanooga	1	2021	2021	1	0	0
Chicago	1	1925	1925	0	1	0
Cincinnati	34	1894	1996	22	9	3
Cincinnati YMCA	2	1893	1912	2	0	0
Citadel	1	1949	1949	1	0	0
Clemson	14	1925	2023	8	6	0
Company H of 8th Mass.	1	1898	1898	1	0	0
Connecticut	1	1999	1999	1	0	0
Cumberland	1	1905	1905	1	0	0
Cynthiana	2	1903	1905	2	0	0
Dayton	1	1950	1950	1	0	0
DePauw	1	1895	1895	0	1	0
Detroit	4	1959	1964	4	0	0
Duke	4	1930	1933	0	4	0
Earlham	3	1913	1915	3	0	0
East Carolina	2	1993	2008	2	0	0
Eastern Kentucky	6	1998	2023	6	0	0
Eastern Michigan	2	2017	2019	2	0	0
East Tennessee State	1	1985	1985	1	0	0
Eminence	1	1906	1906	1	0	0
Evansville	1	1947	1947	1	0	0
<b>Florida</b>	<b>74</b>	<b>1917</b>	<b>2023</b>	<b>21</b>	<b>53</b>	<b>0</b>
Florida Atlantic	1	2007	2007	1	0	0
Florida State	6	1960	2007	4	1	1
Frankfort A.C.	1	1895	1895	1	0	0
Georgetown (KY.)	24	1891	1924	23	1	0
George Washington	3	1940	1951	3	0	0
<b>Georgia</b>	<b>77</b>	<b>1939</b>	<b>2023</b>	<b>12</b>	<b>63</b>	<b>2</b>
Georgia Tech	20	1923	2016	7	12	1
Hanover	2	1907	1912	2	0	0
Hawai'i	1	1958	1958	1	0	0
Houston	2	1965	1966	0	2	0
Idaho State	1	2005	2005	1	0	0
Illinois	2	1909	1913	1	1	0
Indiana	36	1892	2005	17	18	1
160th Indiana	1	1898	1898	1	0	0

Opponent	Games	First Met	Last Met	W	L	T
Iowa	2	2022	2022	1	1	0
Jacksonville State	1	2011	2011	1	0	0
Jeffersonville A.C.	1	1894	1894	1	0	0
Kansas	4	1975	1982	0	3	1
Kansas State	4	1961	1983	3	1	0
Kent State	7	1984	2012	7	0	0
Kentucky Wesleyan	6	1897	1927	5	1	0
K.M.I.	4	1903	1906	4	0	0
Lexington A.C.	1	1896	1896	0	1	0
Lexington High	1	1911	1911	1	0	0
Louisiana Lafayette	1	2015	2015	1	0	0
Louisiana Monroe	6	1994	2021	5	1	0
Louisiana State	58	1949	2021	17	40	1
<b>Louisville</b>	<b>35</b>	<b>1912</b>	<b>2023</b>	<b>20</b>	<b>15</b>	<b>0</b>
Louisville A.C.	4	1892	1898	3	1	0
Louisville YMCA	4	1900	1902	2	2	0
Manhattan	2	1936	1937	1	1	0
Manual High	1	1907	1907	1	0	0
Marietta	2	1903	1906	1	1	0
Marquette	3	1945	1948	2	1	0
Marshall	6	1905	1960	6	0	0
Maryland	7	1931	1979	2	3	2
Maryville	20	1907	1938	19	0	1
Memphis State	4	1953	1957	4	0	0
Miami (Florida)	8	1948	1963	5	3	0
Miami (Ohio)	14	1894	2022	9	4	1
Michigan	1	1908	1908	0	1	0
Michigan State	4	1944	1947	2	2	0
Middle Tennessee	3	2002	2018	3	0	0
<b>Mississippi</b>	<b>45</b>	<b>1944</b>	<b>2022</b>	<b>14</b>	<b>30</b>	<b>1</b>
Mississippi State	51	1914	2023	26	25	0
Missouri	14	1965	2023	9	5	0
Mooney School	1	1902	1902	0	1	0
Morris-Harvey	2	1907	1911	2	0	0
<b>Murray State</b>	<b>2</b>	<b>2003</b>	<b>2019</b>	<b>2</b>	<b>0</b>	<b>0</b>
Nashville University	1	1902	1902	0	1	0
Newcastle	1	1898	1898	1	0	0
New Mexico State	2	2016	2021	2	0	0
Norfolk State	1	2008	2008	1	0	0
North Carolina	10	1910	1990	5	5	0
North Carolina State	3	1909	2020	2	1	0
North Dakota	1	1950	1950	1	0	0
North Texas State	3	1950	1984	3	0	0
Northern Illinois	1	2022	2022	1	0	0
Northwestern	2	1928	2017	0	2	0
Oglethorpe	2	1938	1938	2	0	0
Ohio Northern	1	1913	1913	1	0	0
Ohio State	3	1895	1935	0	3	0
<b>Ohio University</b>	<b>6</b>	<b>1910</b>	<b>2014</b>	<b>4</b>	<b>2</b>	<b>0</b>
Oklahoma	3	1895	1982	1	2	0
Oregon State	2	1968	1979	2	0	0
Paris	1	1904	1904	1	0	0
Penn State	6	1975	2018	3	3	0
Pittsburgh	1	2010	2010	0	1	0
Purdue	3	1895	1915	1	2	0
O&C Railroad	1	1902	1902	1	0	0
Rice	2	1953	1955	2	0	0
Rose Polytechnical	2	1908	1909	2	0	0
Rutgers	5	1984	1990	2	2	1
St. Mary's College	1	1909	1909	1	0	0
St. Louis University	2	1905	1910	0	2	0



Opponent	Games	First Met	Last Met	W	L	T
Samford	1	2012	2012	1	0	0
Santa Clara	1	1950	1950	0	1	0
Sewanee	13	1908	1933	7	3	3
<b>South Carolina</b>	<b>35</b>	<b>1937</b>	<b>2023</b>	<b>14</b>	<b>20</b>	<b>1</b>
South Florida	1	2000	2000	1	0	0
Southern Illinois	1	1988	1988	1	0	0
Southern Methodist	1	1949	1949	0	1	0
<b>Southern Mississippi</b>	<b>4</b>	<b>1949</b>	<b>2017</b>	<b>3</b>	<b>1</b>	<b>0</b>
Southwestern	3	1920	1941	3	0	0
Syracuse	1	1999	1999	0	1	0
<b>Tennessee</b>	<b>119</b>	<b>1893</b>	<b>2023</b>	<b>26</b>	<b>84</b>	<b>9</b>
Tennessee Martin	2	2014	2019	2	0	0
Tennessee Tech	1	1951	1951	1	0	0
<b>Texas</b>	<b>1</b>	<b>1951</b>	<b>1951</b>	<b>0</b>	<b>1</b>	<b>0</b>
Texas A&M	3	1952	2018	1	2	0
Texas Christian	1	1952	1952	1	0	0
Texas-El Paso	1	2002	2002	1	0	0
Texas State	1	2006	2006	1	0	0
Toledo	1	2019	2019	1	0	0
Transylvania	21	1881	1911	14	6	1
Tulane	15	1910	1985	9	6	0
Utah State	3	1970	1987	2	1	0
<b>Vanderbilt</b>	<b>96</b>	<b>1896</b>	<b>2023</b>	<b>49</b>	<b>43</b>	<b>4</b>
Villanova	9	1947	1972	7	1	1
Virginia	1	1930	1930	1	0	0
V.M.I.	16	1892	1944	12	4	0
Virginia Tech	20	1926	2019	12	6	2
Washington & Lee	18	1899	1942	9	7	2
Western Kentucky	5	2008	2013	3	2	0
West Virginia	20	1905	1983	11	8	1
West Virginia	1	1924	1924	0	1	0
Wesleyan	1	1924	1924	0	1	0
Wilmington	2	1913	1914	2	0	0
Winchester	1	1907	1907	1	0	0
Wisconsin	1	1984	1984	1	0	0
Xavier (Ohio)	20	1903	1962	18	2	0
Youngstown	1	2022	2022	1	0	0
<b>Totals</b>	<b>1331</b>	<b>1881</b>	<b>2023</b>	<b>653</b>	<b>647</b>	<b>44</b>





<b>Connecticut (1-0-0)</b>	<b>Georgetown (KY) (23-1-0)</b>	<b>Indiana (17-18-1)</b>	1905 W 12-4
1999 W 45-14	1891 W 8-2	1893 T 24-24	1906 W 16-11
<b>Cumberland (1-0-0)</b>	1893 W 80-0	1904 W 12-0	<b>Kentucky Wesleyan (5-1-0)</b>
1905 W 12-0	1894 W 40-6	1905 L 0-29	1897 L 0-4
<b>Cynthiana (2-0-0)</b>	1895 L 0-10	1918 W 24-7	1907 W 17-0
1903 W 39-0	1896 W 16-0	1919 L 0-24	1909 W 18-0
1905 W 52-0	1897 W 20-4	1926 L 6-14	1910 W 42-0
<b>Dayton (1-0-0)</b>	1898 W 28-0	1927 L 0-21	1921 W 68-0
1950 W 40-0	1899 W 34-0	1967 L 10-12	1927 W 13-7
<b>DePauw (0-1-0)</b>	1900 W 12-0	1969 L 30-58	<b>Lexington A.C. (0-1-0)</b>
1895 L 0-18	1901 W 17-0	1971 L 8-26	1896 L 0-10
<b>Detroit (4-0-0)</b>	1902 W 28-0	1972 L 34-35	<b>Lexington High School (1-0-0)</b>
1959 W 32-7	1903 W 51-0	1973 L 3-17	1911 W 17-0
1962 W 27-8	1904 W 35-0	1974 W 28-22	<b>Louisiana Lafayette (1-0-0)</b>
1963 W 35-18	1906 W 19-0	1979 L 10-18	2015 W 40-33
1964 W 13-6	1907 W 38-0	1980 L 30-36	<b>Louisiana Monroe (5-1-0)</b>
<b>Duke (0-4-0)</b>	1909 W 22-6	1983 W 24-13	1993 L 14-21
1930 L 7-14	1910 W 37-0	1984 W 48-14	1997 W 49-14
1931 L 0-7	1911 W 18-0	1987 W 34-15	2006 W 42-40
1932 L 0-13	1918 W 21-3	1988 L 15-36	2009 W 36-13
1933 L 7-14	1919 W 12-0	1989 W 17-14	2014 W 48-14
<b>Earlham (3-0-0)</b>	1921 W 33-0	1990 L 24-45	2021 W 45-10
1913 W 28-10	1922 W 40-6	1991 L 10-13	<b>Louisiana State (17-40-1)</b>
1914 W 81-3	1923 W 35-0	1992 W 37-25	1949 W 19-0
1915 W 54-13	1924 W 42-0	1993 L 8-24	1950 W 14-0
<b>East Carolina (2-0-0)</b>	<b>George Washington (3-0-0)</b>	1994 L 29-59	1952 L 7-34
1993 W 6-3	1940 W 24-0	1995 W 17-10	1953 T 6-6
2008 W 25-19	1942 W 27-6	1996 W 3-0	1954 W 7-6
<b>Eastern Kentucky (6-0-0)</b>	1951 W 47-13	1997 W 49-7	1955 L 7-19
1998 W 52-7	<b>Georgia (12-63-2)</b>	1998 W 31-27	1956 W 14-0
2007 W 51-10	See Pages 188-192	1999 W 44-35	1957 L 0-21
2009 W 37-12	<b>Georgia Tech (7-12-1)</b>	2000 W 41-34	1958 L 7-32
2015 W 34-27 (OT)	1923 T 3-3	2001 L 15-26	1959 L 0-9
2017 W 27-16	1932 W 12-6	2002 W 27-17	1960 W 3-0
2023 W 28-17	1933 W 7-6	2003 W 34-17	1961 L 14-24
<b>Eastern Michigan (2-0-0)</b>	1935 W 25-6	2004 W 51-32	1962 L 0-7
2017 W 24-20	1936 L 0-34	2005 L 14-38	1963 L 7-28
2019 W 28-17	1937 L 0-32	<b>160th Indiana (1-0-0)</b>	1964 L 7-27
<b>East Tennessee St. (1-0-0)</b>	1938 L 18-19	1898 W 17-0	1965 L 21-31
1985 W 23-13	1939 L 6-13	<b>Iowa (1-1-0)</b>	1966 L 0-30
<b>Eminence A.C. (1-0-0)</b>	1940 W 26-7	2021 W 20-17	1967 L 7-30
1906 W 48-0	1941 L 13-20	2022 L 0-21	1968 L 3-13
<b>Evansville (1-0-0)</b>	1942 L 7-47	<b>Jacksonville State (1-0-0)</b>	1969 L 10-37
1947 W 36-0	1950 W 28-14	2011 W 27-13	1970 L 7-14
<b>Florida (21-53-0)</b>	1951 L 7-13	<b>Jeffersonville A.C. (1-0-0)</b>	1971 L 13-17
See Pages 188-192	1954 W 13-6	1894 W 64-0	1972 L 0-10
<b>Florida Atlantic (1-0-0)</b>	1956 L 6-14	<b>Kansas (0-3-1)</b>	1973 L 21-28
2007 W 45-17	1957 L 0-13	1975 L 10-14	1974 W 20-13
<b>Florida State (4-1-1)</b>	1958 W 13-0	1976 L 16-37	1975 L 14-17
1960 W 23-0	1959 L 12-14	1977 W 21-8	1976 W 21-7
1961 W 20-0	1960 L 13-23	1978 L 0-21	1977 W 33-13
1962 T 0-0	2016 L 18-33	1979 L 19-23	1978 L 0-21
1964 L 6-48	<b>Hanover (2-0-0)</b>	1980 L 10-17	1979 L 19-23
1965 W 26-24	1907 W 40-0	1981 L 10-24	1980 L 10-17
2007 W 35-28	1912 W 64-0	1982 L 10-34	1981 L 10-24
<b>Frankfort A.C. (1-0-0)</b>	<b>Hawai'i (1-0-0)</b>	1983 W 21-13	1982 L 10-34
1895 W 10-0	1958 W 51-0	1984 W 42-0	1983 W 21-13
<b>Frankfort A.C. (1-0-0)</b>	<b>Houston (0-2-0)</b>	1985 W 38-14	1984 L 10-36
1895 W 10-0	1965 L 21-38	1986 W 37-12	1985 L 0-10
<b>Frankfort A.C. (1-0-0)</b>	1966 L 18-56	1988 W 38-14	1986 L 16-25
1895 W 10-0	<b>Idaho State (1-0-0)</b>	1991 W 24-6	1987 L 9-34
1909 W 6-2	2005 W 41-29	1993 W 35-0	1988 L 12-15
1913 L 0-21	<b>Illinois (1-1-0)</b>	2007 W 56-20	1989 W 27-21
<b>Frankfort A.C. (1-0-0)</b>	1909 W 6-2	2012 W 47-14	1990 L 20-30
1895 W 10-0	1913 L 0-21	<b>Kentucky Military (4-0-0)</b>	1991 L 26-29
<b>Frankfort A.C. (1-0-0)</b>	<b>Illinois (1-1-0)</b>	1903 W 18-0	1992 W 27-25
1895 W 10-0	1909 W 6-2	1904 W 11-0	1993 W 35-17
<b>Frankfort A.C. (1-0-0)</b>	1913 L 0-21	<b>Kentucky Military (4-0-0)</b>	
1895 W 10-0	<b>Illinois (1-1-0)</b>	1903 W 18-0	
<b>Frankfort A.C. (1-0-0)</b>	1909 W 6-2	1904 W 11-0	
1895 W 10-0	1913 L 0-21		



1994	L	13-17
1995	W	24-16
1996	L	14-41
1997	L	28-63
1998	W	39-36
1999	W	31-5
2000	L	0-34
2001	L	25-29
2002	L	30-33
2006	L	0-49
2007	W	43-37(3OT)
2011	L	7-35
2014	L	3-41
2021	W	42-21

**Louisville (20-15-0)**  
See Pages 188-192

<b>Manhattan (1-1-0)</b>		
1936	L	7-13
1937	W	19-0

<b>Manual High School (1-0-0)</b>		
1907	W	30-0

<b>Marietta (1-1-0)</b>		
1903	W	11-5
1906	L	0-16

<b>Marquette (2-1-0)</b>		
1945	L	13-19
1946	W	35-0
1948	W	25-0

<b>Marshall (6-0-0)</b>		
1905	W	53-0
1912	W	12-0
1921	W	28-0
1922	W	16-0
1923	W	41-0
1960	W	55-0

<b>Maryland (2-3-2)</b>		
1931	T	6-6
1954	L	0-20
1956	W	14-0
1975	T	10-10
1976	L	14-24
1978	L	3-20
1979	W	14-7

<b>Maryville (19-0-1)</b>		
1907	W	5-2
1908	W	18-0
1910	W	12-5
1911	W	13-0
1912	W	34-0
1914	W	80-0
1917	W	19-0
1920	W	31-0
1923	W	28-0
1925	W	13-6
1926	W	25-0
1927	T	6-6
1929	W	40-0
1930	W	57-0
1931	W	19-0
1933	W	46-2
1934	W	26-0
1935	W	60-0
1936	W	54-3
1938	W	46-7

<b>Memphis (4-0-0)</b>		
1953	W	20-7

1954	W	33-7
1955	W	41-7
1957	W	53-7
<b>Miami (Fla.) (5-3-0)</b>		
1948	W	25-5
1949	W	21-6
1951	W	32-0
1952	W	29-0
1959	W	22-3
1961	L	7-14
1962	L	17-25
1963	L	14-20

<b>Miami (Ohio) (9-4-1)</b>		
1894	W	28-6
1899	W	18-5
1902	W	11-5
1903	W	47-0
1911	W	12-0
1912	L	8-13
1917	T	0-0
1920	L	0-14
1974	L	10-14
1979	L	14-15
1991	W	23-20
2009	W	42-0
2013	W	41-7
2022	W	37-13

<b>Michigan (0-1-0)</b>		
1908	L	0-62

<b>Michigan State (2-2-0)</b>		
1944	L	0-2
1945	L	6-7
1946	W	39-14
1947	W	7-6

<b>Middle Tennessee (3-0-0)</b>		
2002	W	44-22
2008	W	20-14
2018	W	34-23

**Mississippi (Ole Miss) (14-30-1)**  
See Pages 188-192

<b>Mississippi State (26-25-0)</b>		
1914	W	19-13
1915	L	0-12
1916	W	13-3
1917	L	0-14
1944	L	0-26
1950	W	48-21
1951	W	27-0
1952	L	14-27
1953	W	32-13
1955	L	20-14
1958	W	33-12
1972	W	17-13
1973	W	42-14
1976	W	Forfeit
1977	W	23-7
1984	W	17-13
1985	W	33-19
1990	W	17-15
1991	L	6-31
1992	L	36-37
1993	W	26-17
1994	L	7-47
1995	L	32-42
1996	W	24-21
1997	L	27-35
1998	W	37-35

1999	L	22-23
2000	L	17-35
2001	L	14-17
2002	W	45-24
2003	W	42-17
2004	L	7-22
2005	W	13-7
2006	W	34-31
2007	L	14-31
2008	W	14-13
2009	L	24-31
2010	L	17-24
2011	L	16-28
2012	L	14-27
2013	L	22-28
2014	L	31-45
2015	L	16-42
2016	W	40-38
2017	L	7-45
2018	W	28-7
2019	L	13-28
2020	W	24-2
2021	L	17-31
2022	W	27-17
2023	W	24-3

<b>Missouri (9-5-0)</b>		
1965	W	7-0
1968	W	12-6
2012	L	10-33
2013	L	17-48
2014	L	10-20
2015	W	21-13
2016	W	35-21
2017	W	40-34
2018	W	15-14
2019	W	29-7
2020	L	20-10
2021	W	35-28
2022	W	21-17
2023	L	21-38

<b>Mooney School (0-1-0)</b>		
1902	L	0-23

<b>Morris Harvey (2-0-0)</b>		
1907	W	29-0
1911	W	12-0

**Murray State (2-0-0)**  
See Pages 188-192

<b>Nashville U. (0-1-0)</b>		
1902	L	0-11

<b>Newcastle A.C. (1-0-0)</b>		
1898	W	36-0

<b>New Mexico State (2-0-0)</b>		
2016	W	62-42
2021	W	56-10

<b>Norfolk State (1-0-0)</b>		
2008	W	38-3

<b>North Carolina (5-5-0)</b>		
1910	W	11-0
1934	L	0-6
1966	W	10-0
1970	L	10-20
1972	L	20-31
1973	L	10-16
1976	W	21-0
1977	W	10-7
1989	W	13-6

1990	L	13-16
<b>North Carolina St. (2-1-0)</b>		
1909	L	6-15
1970	W	27-2
2020	W	23-21

<b>North Dakota (1-0-0)</b>		
1950	W	83-0

<b>North Texas State (3-0-0)</b>		
1950	W	25-0
1981	W	28-6
1984	W	31-7

<b>Northern Illinois (1-0-0)</b>		
2022	W	31-23

<b>Northwestern (0-2-0)</b>		
1928	L	0-7
2017	L	23-24

<b>Oglethorpe (2-0-0)</b>		
1938	W	66-0
1939	W	58-0

<b>Ohio Northern (1-0-0)</b>		
1913	W	21-0

<b>Ohio State (0-3-0)</b>		
1895	L	6-8
1919	L	0-49
1935	L	6-19

**Ohio University (4-2-0)**  
See Pages 188-192

<b>Oklahoma (1-2-0)</b>		
1951	W	13-7
1980	L	7-29
1982	L	8-29

<b>Oregon State (2-0-0)</b>		
1968	W	35-34
1976	W	38-13

<b>Paris A.C. (1-0-0)</b>		
1904	W	28-0

<b>Penn State (3-3-0)</b>		
1975	L	3-10
1976	W	22-6
1977	W	24-20
1978	L	0-30
1998	L	14-26
2018	W	27-24

<b>Pittsburgh (0-1-0)</b>		
2010	L	10-27

<b>Purdue (1-2-0)</b>		
1895	L	0-32
1914	L	6-40
1915	W	7-0

<b>Q.C.R.R. (Lex) (1-0-0)</b>		
1902	W	22-0

<b>Rice (2-0-0)</b>		
1953	W	19-13
1955	W	20-16

<b>Rose Poly (2-0-0)</b>		
1908	W	12-0
1909	W	43-0



<b>Rutgers (2-2-1)</b>	<b>Texas A&amp;M (1-1-0)</b>	<b>Villanova (7-1-1)</b>	<b>West Virginia (11-8-1)</b>
1984 W 27-14	1952 W 10-7	1947 W 24-14	1905 L 0-45
1986 T 16-16	2018 L 14-20 (OT)	1948 T 13-13	1939 W 13-6
1987 L 18-19		1950 W 34-7	1940 L 7-9
1989 W 33-26	<b>Texas Christian (TCU) (1-0-0)</b>	1951 W 35-13	1941 W 18-6
1990 L 8-24	1952 W 20-7	1952 L 6-25	1942 L 0-7
		1953 W 19-0	1944 W 40-9
<b>St. Louis (0-2-0)</b>	<b>Texas-El Paso (1-0-0)</b>	1954 W 28-3	1945 W 19-6
1905 L 0-82	2002 W 77-17	1955 W 28-0	1946 W 13-0
1910 L 0-9		1972 W 25-7	1947 W 15-6
	<b>Texas State (1-0-0)</b>	<b>Virginia (1-0-0)</b>	1964 L 21-26
<b>St. Mary's (1-0-0)</b>	2006 W 41-7	1930 W 47-0	1965 W 28-8
1909 W 29-0			1966 T 14-14
	<b>Toledo (1-0-0)</b>	<b>Va. Military (VMI) (12-4-0)</b>	1967 W 22-7
<b>Samford (1-0-0)</b>	2019 W 38-24	1892 L 0-34	1968 W 35-16
2012 W 34-3		1912 L 2-3	1969 L 6-7
	<b>Transylvania (14-6-1)</b>	1921 W 14-7	1974 L 3-16
<b>Santa Clara (0-1-0)</b>	1881 W 7.2-1	1924 L 3-10	1976 W 14-10
1950 L 13-21	1881 L 1-2	1925 W 7-0	1977 W 28-13
	1881 L 2.2-3.7	1926 L 9-10	1979 L 6-10
<b>Sewanee (7-3-3)</b>	1891 Called	1927 W 25-0	1983 L 20-16
1908 L 0-12	1892 T 0-0	1928 W 18-6	
1915 T 7-7	1892 W 10-4	1929 W 23-12	<b>W. Va. Wesleyan (0-1-0)</b>
1916 T 0-0	1893 W 28-0	1930 W 26-0	1924 L 7-24
1917 L 0-7	1893 W 38-28	1931 W 20-12	
1919 W 6-0	1894 W 44-0	1932 W 23-0	<b>Western Kentucky (1-0-0)</b>
1920 T 6-6	1895 W 26-0	1933 W 21-6	2008 W 41-3
1921 L 0-6	1896 W 36-6	1936 W 38-0	2010 W 63-28
1922 W 7-0	1897 W 8-6	1939 W 21-0	2011 W 14-3
1924 W 7-0	1898 W 18-0	1944 W 26-2	2012 L 31-32 (OT)
1925 W 14-0	1899 W 23-6		2013 L 26-35
1930 W 37-0	1900 W 12-0	<b>Virginia Tech (12-6-2)</b>	
1932 W 18-0	1901 L 0-27	1926 T 13-13	<b>Wilmington (2-0-0)</b>
1933 W 7-0	1902 L 5-6	1931 W 20-6	1913 W 33-0
	1903 L 0-17	1932 L 0-7	1914 W 87-0
<b>SPU (Southwestern) (3-0-0)</b>	1904 W 21-4	1941 W 37-14	
1920 W 62-0	1907 W 5-0	1942 T 21-21	<b>Winchester A.C. (1-0-0)</b>
1934 W 33-0	1909 W 77-0	1963 W 33-14	1907 W 6-0
1941 W 33-19	1911 L 5-12	1966 L 0-7	
		1967 L 14-24	<b>Wisconsin (1-0-0)</b>
<b>South Carolina (14-20-1)</b>	<b>Tulane (9-6-0)</b>	1969 W 7-6	1984 W 20-19
See Pages 188-192	1910 W 10-3	1971 W 33-27	
	1932 L 3-6	1973 W 31-26	<b>Xavier (Ohio) (18-2-0)</b>
<b>South Florida (1-0-0)</b>	1933 L 0-34	1974 W 38-7	1903 W 21-0
2000 W 27-9	1934 L 7-20	1975 W 27-8	1935 W 21-7
	1935 L 13-20	1977 W 32-0	1936 W 21-0
<b>Southern Illinois (1-0-0)</b>	1951 W 37-0	1978 W 28-0	1937 W 6-0
1988 W 24-10	1952 W 27-6	1981 L 3-29	1938 L 7-26
	1972 L 7-18	1982 L 3-29	1939 W 21-0
<b>Sou. Methodist (SMU) (0-1-0)</b>	1973 W 34-7	1986 L 15-17	1940 W 13-0
1949 L 7-20	1974 W 30-7	1987 W 14-7	1941 W 21-6
	1975 W 23-10	2019 W 37-30	1942 W 35-19
<b>Southern Miss (3-1-0)</b>	1980 L 22-24		1946 W 70-0
See Pages 188-192	1983 W 26-14	<b>Washington &amp; Lee (9-7-2)</b>	1947 W 20-7
	1984 W 30-26	1899 T 0-0	1948 W 48-7
<b>Syracuse (0-1-0)</b>	1985 W 16-11	1899 W 6-0	1949 W 21-7
1999 L 13-20		1923 T 6-6	1956 W 33-0
	<b>Utah State (2-1-0)</b>	1924 L 7-10	1957 W 27-0
<b>Tennessee (26-82-9)</b>	1970 L 6-35	1925 L 0-25	1958 W 20-6
See Pages 188-192	1980 W 17-10	1926 L 13-14	1959 W 41-0
	1987 W 41-0	1927 L 0-25	1960 W 49-0
<b>Tennessee Martin (2-0-0)</b>	<b>Vanderbilt (49-43-4)</b>	1928 W 6-0	1961 W 9-0
2014 W 59-14	See Pages 188-192	1929 W 20-6	1962 L 9-14
2019 W 50-7		1930 W 33-14	<b>Youngstown State (1-0-0)</b>
		1931 W 45-0	2022 W 31-0
<b>Tennessee Tech (1-0-0)</b>		1932 W 53-7	
1951 W 72-13		1933 L 0-7	
		1934 L 0-7	
<b>Texas (0-1-0)</b>		1936 W 39-7	
See Pages 188-192		1937 W 41-6	
		1938 L 0-8	
		1940 W 47-12	



# ALL-TIME SERIES SCORES VS. 2024 OPPONENTS

## SOUTHERN MISS

### HOME, AUG. 31

KENTUCKY LEADS THE SERIES, 3-1

Year	UK		USM		Score
	Record	Record	Site	Score	
1949	0-0	0-0	Lexington	UK, 71-7	
1986	2-0-1	2-2	Lexington	UK, 32-0	
2016	0-0	0-0	Lexington	USM, 44-35	
2017	0-0	0-0	Hattiesburg	UK, 24-17	

#### Series Information

Current Streak: UK has won one  
at Lexington: UK leads 2-1  
at Hattiesburg: UK leads 1-0

## SOUTH CAROLINA

### HOME, SEPT. 7

SOUTH CAROLINA LEADS THE SERIES, 20-14-1

Year	UK		USC		Score
	Record	Record	Site	Score	
1937	3-3-0	3-3-1	Lexington	UK, 27-7	
1978	0-0-0	1-0-0	Columbia	Tied, 14-14	
1981	1-3-0	2-3-0	Lexington	USC, 28-14	
1992	2-1-0	0-3-0	Lexington	UK, 13-9	
1993	1-2-0	2-1-0	Columbia	UK, 21-17	
1994	1-2-0	2-1-0	Lexington	USC, 23-9	
1995	1-2-0	1-2-0	Columbia	UK, 35-30	
1996	1-4	2-3	Lexington	USC, 25-14	
1997	2-3	2-3	Columbia	USC, 38-24	
1998	3-2	1-4	Lexington	UK, 33-28	
1999	3-2	0-5	Columbia	UK, 30-10	
2000	2-3	4-1	Lexington	USC, 20-17	
2001	1-3	4-0	Columbia	USC, 42-6	
2002	4-1	4-2	Lexington	USC, 16-12	
2003	2-3	3-2	Columbia	USC, 27-21	
2004	1-3	4-2	Lexington	USC, 12-7	
2005	1-3	2-3	Columbia	USC, 44-16	
2006	3-2	3-2	Lexington	USC, 24-17	
2007	5-0	4-1	Columbia	USC, 38-23	
2008	4-1	4-2	Lexington	USC, 24-17	
2009	2-2	4-1	Columbia	USC, 28-26	
2010	3-3	4-1	Lexington	UK, 31-28	
2011	2-3	4-1	Columbia	USC, 54-3	
2012	1-3	4-0	Lexington	USC, 38-17	
2013	1-3	3-1	Columbia	USC, 35-28	
2014	3-1	3-2	Lexington	UK, 45-38	
2015	1-0	1-0	Columbia	UK, 26-22	
2016	1-2	2-1	Lexington	UK, 17-10	
2017	2-0	2-0	Columbia	UK, 23-13	
2018	4-0	2-1	Lexington	UK, 24-10	
2019	2-2	1-3	Columbia	USC, 24-7	
2020	3-6	2-7	Lexington	UK, 41-18	
2021	3-0	2-1	Columbia	UK, 16-10	
2022	6-5	7-4	Lexington	UK, 26-13	
2023	6-4	4-6	Columbia	USC, 14-17	

#### Series Information

Current Streak: S. Carolina has won one  
at Lexington: S. Carolina leads 9-8  
at Columbia: S. Carolina leads 10-6-1

## GEORGIA

### HOME, SEPT. 14

GEORGIA LEADS THE SERIES, 63-12-2

Year	UK		UGA		Score
	Record	Record	Site	Score	
1939	3-0-0	1-2-0	Louisville	UK, 13-6	
1940	4-0-1	2-2-0	Athens	Tied, 7-7	
1942	0-0-0	0-0-0	Louisville	UG, 7-6	
1944	1-2-0	1-1-0	Athens	UG, 13-12	
1945	1-2-0	3-0-0	Lexington	UG, 48-6	
1946	3-0-0	2-0-0	Athens	UG, 28-13	
1947	2-1-0	2-1-0	Lexington	UK, 26-0	
1948	1-1-0	1-1-0	Athens	UG, 35-12	
1949	3-0-0	2-1-0	Lexington	UK, 25-0	
1956	2-3-0	2-2-1	Athens	UK, 14-7	
1957	0-5-0	1-4-0	Lexington	UG, 33-14	
1958	2-3-0	1-3-0	Athens	UG, 28-0	
1959	1-4-0	4-1-0	Lexington	UG, 14-7	
1960	2-3-0	3-2-0	Lexington	UG, 17-13	
1961	2-3-0	2-3-0	Athens	UG, 16-15	
1962	1-3-1	2-2-1	Athens	Tied, 7-7	
1963	2-3-0	3-1-1	Lexington	UG, 17-14	
1964	3-2-0	2-2-1	Athens	UG, 21-7	
1965	3-2-0	4-1-0	Lexington	UK, 28-10	
1966	2-3-0	4-1-0	Athens	UG, 27-15	
1967	0-5-0	4-1-0	Lexington	UG, 31-7	
1968	2-3-0	4-0-1	Lexington	UG, 35-14	
1969	2-3-0	4-1-0	Athens	UG, 30-0	
1970	1-5-0	2-3-0	Lexington	UG, 19-3	
1971	1-5-0	6-0-0	Athens	UG, 34-0	
1972	2-4-0	4-2-0	Lexington	UG, 13-7	
1973	2-4-0	3-2-1	Athens	UK, 12-7	
1974	3-3-0	4-2-0	Lexington	UG, 24-20	
1975	1-4-1	4-2-0	Athens	UG, 21-13	
1976	5-1-0	5-1-0	Lexington	UG, 31-7	
1977	5-1-0	4-2-0	Athens	UK, 33-0	
1978	2-3-1	5-1-0	Lexington	UG, 17-16	
1979	2-4-0	3-3-0	Athens	UG, 20-6	
1980	2-4-0	6-0-0	Lexington	UG, 27-0	
1981	1-5-0	5-1-0	Athens	UG, 21-0	
1982	0-5-1	6-0-0	Lexington	UG, 27-14	
1983	5-1-0	5-0-1	Athens	UG, 47-21	
1984	5-1-0	5-1-0	Lexington	UG, 37-7	
1985	4-2-0	4-1-1	Athens	UG, 26-6	
1986	3-2-1	4-2-0	Lexington	UG, 31-9	
1987	4-2-0	5-2-0	Athens	UG, 17-14	
1988	2-4-0	5-1-0	Lexington	UK, 16-10	
1989	4-2-0	3-3-0	Athens	UG, 34-23	
1990	2-5-0	4-3-0	Lexington	UK, 26-24	
1991	2-4-0	5-2-0	Athens	UG, 49-27	
1992	4-2-0	6-1-0	Lexington	UG, 40-7	
1993	4-2-0	3-4-0	Athens	UG, 33-28	
1994	1-5-0	4-3-0	Lexington	UG, 34-30	
1995	3-3-0	4-3-0	Athens	UG, 12-3	
1996	1-6	3-3	Lexington	UK, 24-17	
1997	4-3	5-1	Athens	UG, 23-13	
1998	5-2	5-1	Lexington	UG, 28-26	
1999	5-2	5-1	Athens	UG, 49-34	
2000	2-5	5-1	Lexington	UG, 34-30	
2001	1-5	4-1	Athens	UG, 43-29	
2002	5-2	7-0	Lexington	UG, 52-24	
2003	4-6	8-2	Athens	UG, 30-10	
2004	1-7	7-1	Lexington	UG, 62-17	
2005	3-6	7-2	Athens	UG, 45-13	
2006	4-4	6-3	Lexington	UK, 24-20	
2007	7-3	8-2	Athens	UG, 24-13	
2008	6-3	7-2	Lexington	UG, 42-38	
2009	6-4	6-4	Athens	UK, 34-27	
2010	4-3	3-4	Lexington	UG, 44-31	



2011	4-6	8-2	Athens	UG, 19-10
2012	1-6	5-1	Lexington	UG, 29-24
2013	2-8	6-4	Athens	UG, 59-17
2014	5-4	6-2	Lexington	UG, 63-31
2015	4-4	5-3	Athens	UG, 27-3
2016	5-3	4-4	Lexington	UG, 27-24
2017	7-3	9-1	Athens	UG, 13-42
2018	7-1	7-1	Lexington	UG, 34-17
2019	3-3	5-1	Athens	UG, 21-0
2020	2-3	3-1	Lexington	UG, 14-3
2021	6-0	6-0	Athens	UG, 30-13
2022	6-4	10-0	Lexington	UG, 16-6
2023	5-0	5-0	Athens	UG, 51-13

**Series Information**

Current Streak: Georgia has won 14 in a row at Lexington: Georgia leads 30-7-0 at Athens: Georgia leads 32-4-2 at Louisville: Tied 1-1-0

1969	0-1-0	1-0-0	Lexington	UK, 10-9
1970	1-1-0	2-0-0	Jackson	Ole Miss, 20-17
1971	1-1-0	2-0-0	Lexington	Ole Miss, 34-20
1978	1-2-1	2-2-0	Oxford	UK, 24-17
1979	1-3-0	1-3-0	Lexington	UK, 14-3
1986	3-0-1	2-2-1	Jackson	Ole Miss, 33-13
1987	3-1-0	1-4-0	Lexington	UK, 35-6
1990	1-3-0	3-1-0	Oxford	Ole Miss, 35-29
1991	2-1-0	4-1-0	Lexington	Ole Miss, 35-14
1992	3-1-0	2-2-0	Oxford	Ole Miss, 24-14
1993	2-2-0	3-1-0	Lexington	UK, 21-0
2000	2-2	2-1	Oxford	Ole Miss, 35-17
2001	1-2	1-1	Lexington	Ole Miss, 42-31
2005	1-4	2-4	Oxford	Ole Miss, 13-7
2006	1-1	1-1	Lexington	UK, 31-14
2010	3-1	2-2	Oxford	Ole Miss, 42-35
2011	3-5	2-6	Lexington	UK, 30-13
2017	6-2	3-5	Lexington	Ole Miss, 37-34
2020	0-1	0-1	Lexington	Ole Miss, 42-41 (OT)
2022	4-0	4-0	Oxford	Ole Miss, 22-19

**Series Information**

Current Streak: Ole Miss has won three at Lexington: Tied 11-11-1 at Oxford: Ole Miss leads 9-2-0 at Jackson: Ole Miss leads 5-1-0 at Memphis: Ole Miss leads 5-0-0

**OHIO**

**HOME, SEPT. 21**

KENTUCKY LEADS THE SERIES, 4-2

Year	UK Record	OU Record	Site	Score
1910	0-0-0	0-0-0	Lexington	UK, 12-0
1971	1-3-0	1-2-0	Lexington	OU, 35-6
1987	2-1-0	1-2-0	Lexington	UK, 28-0
2003	2-4	2-4	Lexington	UK, 35-14
2004	1-2	2-2	Lexington	OU, 28-16
2014	1-0	1-0	Lexington	UK, 20-3

**Series Information**

Current Streak: UK has won one at Lexington: Kentucky leads 4-2

**VANDERBILT**

**HOME, OCT. 12**

KENTUCKY LEADS THE SERIES, 49-43-4

Year	UK Record	VU Record	Site	Score
1896	0-1-0	0-0-0	Nashville	VU, 6-0
1897	2-1-0	3-0-0	Nashville	VU, 50-0
1901	0-0-0	0-0-0	Nashville	VU, 22-0
1906	0-0-0	0-0-0	Nashville	VU, 28-0
1907	2-0-0	0-0-0	Nashville	VU, 40-0
1911	5-1-0	5-1-0	Nashville	VU, 18-0
1916	2-0-0	2-0-0	Lexington	VU, 45-0
1917	2-0-1	1-1-0	Lexington	VU, 5-0
1918	1-0-0	0-2-0	Nashville	VU, 33-0
1919	2-2-0	2-1-1	Lexington	Tied, 0-0
1920	2-1-1	2-2-0	Nashville	VU, 20-0
1921	2-0-0	2-0-0	Lexington	VU, 21-14
1922	5-1-0	5-0-1	Nashville	VU, 9-0
1927	1-3-1	4-1-0	Nashville	VU, 34-6
1928	3-1-0	5-0-0	Nashville	VU, 14-7
1937	0-0-0	0-0-0	Nashville	VU, 12-0
1938	2-0-0	2-0-0	Lexington	VU, 14-7
1939	1-0-0	1-0-1	Nashville	UK, 21-13
1940	3-0-0	1-1-0	Nashville	Tied, 7-7
1941	2-0-0	2-0-0	Lexington	VU, 39-15
1942	2-1-0	2-0-0	Lexington	VU, 7-6
1945	1-3-0	2-1-0	Nashville	VU, 19-6
1946	3-1-0	3-0-0	Lexington	UK, 10-7
1947	3-1-0	3-0-0	Nashville	UK, 14-0
1948	1-2-0	0-2-1	Lexington	VU, 26-7
1953	4-2-1	1-5-0	Nashville	UK, 40-14
1954	4-3-0	0-5-0	Lexington	UK, 19-7
1955	4-2-1	4-2-0	Nashville	VU, 34-0
1956	4-3-0	5-2-0	Lexington	UK, 7-6
1957	1-6-0	3-1-2	Nashville	VU, 12-7
1958	3-4-0	4-1-2	Lexington	Tied, 0-0
1959	2-5-0	2-3-1	Nashville	VU, 11-6
1960	3-4-0	2-4-0	Lexington	UK, 27-0
1961	3-4-0	2-4-0	Nashville	UK, 16-3
1962	1-4-2	0-7-0	Lexington	UK, 7-0
1963	2-5-0	0-6-0	Nashville	Tied, 0-0
1964	3-4-0	1-4-1	Lexington	UK, 22-21
1965	5-2-0	2-4-1	Nashville	UK, 34-0

**OLE MISS**

**AWAY, SEPT. 28**

OLE MISS LEADS THE SERIES, 30-14-1

Year	UK Record	UM Record	Site	Score
1937	3-3-0	3-3-1	Lexington	UK, 27-7
1944	0-0-0	0-0-0	Lexington	UK, 27-7
1945	0-0-0	0-0-0	Memphis	Ole Miss, 21-7
1946	0-0-0	0-0-0	Lexington	UK, 20-6
1947	0-0-0	0-0-0	Oxford	Ole Miss, 14-7
1948	1-0-0	1-0-0	Lexington	Ole Miss, 20-7
1949	2-0-0	2-0-0	Oxford	UK, 47-0
1950	2-0-0	1-0-0	Lexington	UK, 27-0
1951	1-1-0	1-0-0	Oxford	Ole Miss, 21-17
1952	0-1-0	1-0-0	Lexington	Tide, 13-13
1953	0-1-0	1-0-0	Oxford	Ole Miss, 22-6
1954	0-1-0	1-0-0	Memphis	Ole Miss, 28-9
1955	0-1-0	1-0-0	Lexington	UK, 28-0
1956	0-1-0	1-0-0	Memphis	Ole Miss, 37-7
1957	0-1-0	1-0-0	Lexington	Ole Miss, 15-0
1958	2-0-0	1-0-0	Memphis	Ole Miss, 27-6
1959	0-1-0	1-0-0	Lexington	Ole Miss, 16-0
1960	0-1-0	1-0-0	Memphis	Ole Miss, 21-6
1961	0-1-0	1-0-0	Lexington	Ole Miss, 20-6
1962	0-0-1	1-0-0	Jackson	Ole Miss, 14-0
1963	1-0-0	0-0-1	Lexington	Ole Miss, 31-7
1964	1-0-0	1-0-0	Jackson	UK, 27-21
1965	1-0-0	1-0-0	Lexington	UK, 16-7
1966	1-0-0	1-0-0	Jackson	Ole Miss, 17-0
1967	0-1-0	0-1-0	Lexington	Ole Miss, 26-13
1968	1-0-0	1-0-0	Jackson	Ole Miss, 30-14





1966	2-4-1	1-5-0	Lexington	UK, 14-10
1967	1-6-0	2-4-0	Nashville	UK, 12-7
1968	3-4-0	3-3-1	Lexington	VU, 6-0
1969	2-5-0	2-5-0	Nashville	VU, 42-6
1970	2-6-0	2-6-0	Lexington	VU, 18-17
1971	2-6-0	3-4-1	Nashville	UK, 14-7
1972	2-6-0	3-5-0	Lexington	UK, 14-13
1973	4-4-0	4-3-0	Nashville	UK, 27-17
1974	4-4-0	5-2-0	Lexington	UK, 38-12
1975	2-5-1	4-4-0	Nashville	VU, 13-3
1976	5-3-0	1-6-0	Lexington	UK, 14-0
1977	7-1-0	1-6-0	Nashville	UK, 28-6
1978	3-4-1	1-7-0	Lexington	UK, 52-3
1979	3-5-0	1-7-0	Nashville	UK, 29-10
1980	2-6-0	1-7-0	Lexington	UK, 31-10
1981	1-7-0	3-5-0	Nashville	UK, 17-10
1982	0-7-1	4-3-0	Lexington	VU, 23-10
1983	5-2-1	2-6-0	Nashville	UK, 17-8
1984	6-2-0	5-3-0	Lexington	UK, 27-18
1985	5-3-0	2-5-1	Nashville	VU, 31-24
1986	3-4-1	1-7-0	Lexington	UK, 34-22
1987	5-3-0	2-6-0	Nashville	VU, 38-29
1988	4-4-0	3-4-0	Lexington	UK, 14-13
1989	5-3-0	1-7-0	Nashville	UK, 15-11
1990	3-5-0	1-6-0	Lexington	UK, 28-21
1991	3-5-0	4-5-0	Nashville	VU, 17-7
1992	4-4-0	2-5-0	Lexington	VU, 20-7
1993	5-3-0	2-5-0	Nashville	VU, 12-7
1994	1-7-0	4-4-0	Lexington	VU, 24-6
1995	3-5-0	0-7-0	Nashville	VU, 14-10
1996	3-6	2-7	Lexington	UK, 25-0
1997	4-5	3-6	Nashville	UK, 21-10
1998	7-3	2-7	Lexington	UK, 55-17
1999	5-4	5-4	Nashville	UK, 19-17
2000	2-7	2-7	Lexington	VU, 24-20
2001	1-7	2-6	Nashville	UK, 56-30
2002	6-4	2-8	Lexington	UK, 41-21
2003	4-5	1-9	Nashville	VU, 28-17
2004	1-8	2-7	Lexington	UK, 14-13
2005	2-6	4-5	Nashville	UK, 48-43
2006	5-4	4-6	Lexington	UK, 38-26
2007	6-3	5-4	Nashville	UK, 27-20
2008	6-4	5-4	Lexington	VU, 31-24
2009	5-4	2-8	Nashville	UK, 24-13
2010	5-5	2-7	Lexington	UK, 38-20
2011	4-5	4-5	Nashville	VU, 38-8
2012	1-8	4-4	Lexington	VU, 40-0
2013	2-7	5-4	Nashville	VU, 22-6
2014	2-1	1-3	Lexington	UK, 17-7
2015	4-5	3-6	Nashville	VU, 21-17
2016	2-3	2-3	Lexington	UK, 20-13
2017	6-3	4-5	Nashville	UK, 44-21
2018	5-1	3-4	Lexington	UK, 14-7
2019	4-5	2-7	Nashville	UK, 38-14
2020	2-4	0-5	Lexington	UK, 38-35
2021	6-3	2-7	Nashville	UK, 34-17
2022	6-3	3-6	Lexington	VU, 24-21
2023	3-0	2-2	Nashville	UK, 45-28

**Series Information**

Current Streak: UK has won one  
at Lexington: Kentucky leads 26-16-2  
at Nashville: Vanderbilt leads 28-22-2

**FLORIDA****AWAY, OCT. 19**

FLORIDA LEADS THE SERIES, 53-21

Year	UK		UF		Site	Score
	Record	Record	Record	Record		
1917	2-5-1	2-3-0	Lexington	UK, 52-0		
1926	1-2-0	1-3-0	Jacksonville	UK, 18-13		
1927	1-1-1	2-1-0	Jacksonville	UF, 27-6		
1931	4-2-2	2-5-2	Jacksonville	UK, 7-2		
1935	3-3-0	1-4-0	Lexington	UK, 15-6		
1936	4-1-0	2-1-0	Lexington	UK, 7-0		
1937	4-5-0	3-7-0	Gainesville	UF, 6-0		
1948	3-3-1	4-3-0	Lexington	UK, 34-15		
1949	7-1-0	4-2-1	Tampa	UK, 35-0		
1950	7-0-0	5-1-0	Lexington	UK, 40-6		
1951	3-3-0	4-2-0	Gainesville	UK, 14-6		
1952	5-3-2	6-3-0	Gainesville	UF, 27-0		
1953	0-2-0	0-1-1	Lexington	UK, 26-13		
1954	2-2-0	2-2-0	Gainesville	UF, 21-7		
1955	2-2-1	3-2-0	Lexington	UK, 10-7		
1956	0-2-0	1-0-1	Gainesville	UK, 17-8		
1957	0-2-0	1-0-0	Lexington	UF, 14-7		
1967	2-6-0	5-2-0	Gainesville	UF, 28-12		
1968	3-5-0	4-3-1	Lexington	UF, 16-14		
1969	2-6-0	6-1-1	Gainesville	UF, 31-6		
1970	2-7-0	6-3-0	Tampa	UF, 24-13		
1971	3-6-0	2-7-0	Gainesville	UF, 35-24		
1972	3-6-0	3-4-0	Gainesville	UF, 40-0		
1973	5-4-0	4-4-0	Gainesville	UF, 20-18		
1974	5-4-0	7-2-0	Lexington	UK, 41-24		
1975	2-6-1	7-2-0	Gainesville	UF, 48-7		
1976	6-3-0	6-2-0	Lexington	UK, 28-9		
1977	8-1-0	4-3-1	Gainesville	UK, 14-7		
1978	4-4-1	3-5-0	Lexington	UF, 18-16		
1979	4-5-0	0-7-1	Gainesville	UK, 31-3		
1980	3-6-0	6-2-0	Lexington	UF, 17-15		
1981	2-7-0	5-4-0	Gainesville	UF, 33-12		
1982	0-8-1	5-3-0	Lexington	UF, 39-13		
1983	6-2-1	6-2-1	Gainesville	UF, 24-7		
1984	7-2-0	7-1-1	Lexington	UF, 25-17		
1985	5-4-0	7-1-1	Gainesville	UF, 15-13		
1986	4-4-1	5-4-0	Lexington	UK, 10-3		
1987	5-4-0	5-4-0	Gainesville	UF, 27-14		
1988	5-4-0	5-4-0	Lexington	UF, 24-19		
1989	6-3-0	6-3-0	Gainesville	UF, 38-28		
1990	4-5-0	8-1-0	Lexington	UF, 47-15		
1991	3-6-0	8-1-0	Gainesville	UF, 35-26		
1992	1-0-0	0-0-0	Gainesville	UF, 35-19		
1993	1-0-0	1-0-0	Lexington	UF, 24-20		
1994	1-0-0	1-0-0	Gainesville	UF, 73-7		
1995	0-1-0	1-0-0	Lexington	UF, 42-7		
1996	1-2	3-0	Gainesville	UF, 65-0		
1997	2-1	3-0	Lexington	UF, 55-28		
1998	3-0	2-1	Gainesville	UF, 51-35		
1999	2-1	3-0	Lexington	UF, 38-10		
2000	2-1	3-0	Gainesville	UF, 59-31		
2001	1-1	2-0	Lexington	UF, 44-10		
2002	4-0	3-1	Gainesville	UF, 41-34		
2003	2-2	2-2	Lexington	UF, 24-21		
2004	1-1	1-1	Gainesville	UF, 20-3		
2005	1-2	3-0	Lexington	UF, 49-28		
2006	2-1	3-0	Gainesville	UF, 26-7		
2007	6-1	4-2	Lexington	UF, 45-37		
2008	5-2	5-1	Gainesville	UF, 63-5		
2009	2-0	3-0	Lexington	UF, 41-7		
2010	3-0	3-0	Gainesville	UF, 48-14		
2011	2-1	3-0	Lexington	UF, 48-10		
2012	1-2	3-0	Gainesville	UF, 38-0		
2013	1-2	2-1	Lexington	UF, 24-7		
2014	2-0	1-0	Gainesville	UF, 36-30 (3 OT)		
2015	2-0	2-0	Lexington	UF, 14-9		
2016	0-1	1-0	Gainesville	UF, 45-7		



2017	3-0	1-1	Lexington	UF, 28-27
2018	1-0	1-0	Gainesville	UK, 27-16
2019	2-0	2-0	Lexington	UF, 29-21
2020	3-5	6-1	Gainesville	UF, 34-10
2021	4-0	3-1	Lexington	UK, 20-13
2022	1-0	1-0	Gainesville	UK, 26-16
2023	4-0	3-1	Lexington	UK, 33-14

**Series Information**

Current Streak: UK has won three at Lexington; Florida leads 22-12 at Gainesville; Florida leads 29-6 Neutral Sites: Kentucky leads 3-2

**AUBURN**

**HOME, OCT. 26**  
AUBURN LEADS, 27-6-1

Year	UK Record	AU Record	Site	Score
1934	3-2-0	1-4-0	Lexington	Kentucky, 9-0
1935	3-1-0	2-1-0	Montgomery	Auburn, 23-0
1954	1-2-0	1-1-0	Lexington	Kentucky, 21-14
1955	2-1-0	2-0-0	Birmingham	Tied, 14-14
1956	1-2-0	1-1-0	Lexington	Auburn, 13-0
1957	0-3-0	2-0-0	Auburn	Auburn, 6-0
1958	2-1-0	2-0-0	Lexington	Auburn, 8-0
1959	1-2-0	1-1-0	Auburn	Auburn, 33-0
1960	0-2-0	0-1-0	Lexington	Auburn, 10-7
1961	0-2-0	1-0-0	Auburn	Kentucky, 14-12
1962	0-1-1	1-0-0	Lexington	Auburn, 16-6
1963	1-1-0	2-0-0	Auburn	Auburn, 14-13
1964	2-0-0	2-0-0	Lexington	Kentucky, 20-0
1965	2-0-0	0-1-1	Auburn	Auburn, 23-18
1966	1-1-0	1-1-0	Lexington	Kentucky, 17-7
1967	0-2-0	2-0-0	Auburn	Auburn, 48-7
1968	1-1-0	1-1-0	Lexington	Auburn, 26-7
1969	1-1-0	1-1-0	Auburn	Auburn, 44-3
1970	1-2-0	2-0-0	Lexington	Auburn, 33-15
1971	1-2-0	2-0-0	Auburn	Auburn, 38-6
1974	2-2-0	4-0-0	Auburn	Auburn, 31-13
1975	1-2-1	0-3-1	Lexington	Auburn, 15-9
1982	0-3-1	3-1-0	Auburn	Auburn, 18-3
1983	4-0-0	3-1-0	Lexington	Auburn, 49-21
1988	1-0-0	0-0-0	Auburn	Auburn, 20-10
1989	2-1-0	2-1-0	Lexington	Auburn, 24-12
1994	1-3-0	4-0-0	Auburn	Auburn, 41-14
1995	2-2-0	2-1-0	Lexington	Auburn, 42-21
2004	1-5	7-0	Auburn	Auburn, 42-10
2005	2-5	6-2	Lexington	Auburn, 49-27
2009	2-3	5-1	Auburn	Kentucky, 21-14
2010	3-2	5-0	Lexington	Auburn, 37-34
2015	4-1	3-2	Lexington	Auburn, 30-27
2020	0-0	0-0	Auburn	Auburn, 29-13

**Series Information**

Current Streak: Auburn has won three in a row at Lexington; Auburn leads 13-4 at Auburn; Auburn leads 13-2 Neutral Sites: Auburn leads 1-0-1

**TENNESSEE**

**HOME, OCT. 28**

TENNESSEE LEADS SERIES, 84-26-9

Year	UK Record	UT Record	Site	Score
1893	1-0-0	0-0-0	Knoxville	UK, 56-0
1899	2-0-1	1-2-0	Knoxville	UT, 12-0
1901	1-5-1	2-3-1	Knoxville	UT, 5-0
1906	2-2-0	1-2-0	Lexington	UK, 21-0
1907	4-1-0	5-1-0	Knoxville	Tied, 0-0
1908	1-0-0	2-0-0	Knoxville	UT, 7-0
1909	3-0-0	0-1-1	Lexington	UK, 17-0
1910	6-0-0	2-4-0	Knoxville	UK, 10-0
1911	6-3-0	3-3-2	Lexington	UK, 12-0
1912	5-2-0	4-2-0	Knoxville	UK, 13-6
1913	6-1-0	5-3-0	Lexington	UT, 13-7
1914	5-2-0	8-0-0	Knoxville	UT, 23-6
1915	5-1-1	4-3-0	Lexington	UK, 6-0
1916	4-1-1	8-0-0	Knoxville	Tied, 0-0
1919	2-4-1	3-2-3	Lexington	UK, 13-0
1920	3-3-1	6-2-0	Knoxville	UT, 14-7
1921	4-3-0	6-2-0	Lexington	Tied, 0-0
1922	6-2-0	7-2-0	Knoxville	UT, 14-7
1923	4-2-2	4-4-1	Lexington	UT, 18-0
1924	3-4-0	3-4-0	Knoxville	UK, 27-6
1925	5-3-0	5-1-1	Lexington	UK, 23-20
1926	2-5-1	7-1-0	Knoxville	UT, 6-0
1927	3-5-1	7-0-1	Lexington	UT, 20-0
1928	4-3-0	8-0-0	Knoxville	Tied, 0-0
1929	6-1-0	8-0-0	Lexington	Tied, 6-6
1930	5-2-0	7-1-0	Knoxville	UT, 8-0
1931	4-2-1	8-0-0	Lexington	Tied, 6-6
1932	4-4-0	7-0-1	Knoxville	UT, 26-0
1933	5-4-0	6-2-0	Lexington	UT, 27-0
1934	5-4-0	6-2-0	Knoxville	UT, 19-0
1935	4-4-0	4-4-0	Lexington	UK, 27-0
1936	6-3-0	5-2-1	Knoxville	UT, 7-6
1937	4-4-0	4-3-1	Lexington	UT, 13-0
1938	2-6-0	8-0-0	Knoxville	UT, 46-0
1939	6-1-1	8-0-0	Lexington	UT, 19-0
1940	5-2-2	8-0-0	Knoxville	UT, 33-0
1941	5-3-0	6-2-0	Lexington	UT, 20-7
1942	3-5-1	6-1-1	Knoxville	UT, 26-0
1944	1-0-0	0-0-0	Knoxville	UT, 26-13
1944	3-5-0	6-0-1	Lexington	UT, 21-7
1945	2-7-0	6-1-0	Lexington	UT, 14-0
1946	7-2-0	7-1-0	Knoxville	UT, 7-0
1947	8-2-0	3-5-0	Lexington	UT, 13-6
1948	4-3-1	4-3-1	Knoxville	Tied, 0-0
1949	8-1-0	5-2-1	Lexington	UT, 6-0
1950	10-0-0	8-1-0	Knoxville	UT, 7-0
1951	7-3-0	8-0-0	Lexington	UT, 28-0
1952	5-3-1	7-1-0	Knoxville	Tied, 14-14
1953	6-2-1	5-2-1	Lexington	UK, 27-21
1954	6-3-0	4-4-0	Knoxville	UK, 14-13
1955	5-3-1	5-2-1	Lexington	UK, 23-0
1956	6-3-0	8-0-0	Knoxville	UT, 20-7
1957	2-7-0	6-2-0	Lexington	UK, 20-6
1958	4-4-1	3-5-0	Knoxville	UK, 6-2
1959	3-6-0	5-2-1	Lexington	UK, 20-0
1960	5-4-0	5-2-1	Knoxville	Tied, 10-10
1961	5-4-0	4-4-0	Lexington	UT, 26-16
1962	2-5-2	3-5-0	Knoxville	UK, 12-10
1963	3-5-1	3-5-0	Lexington	UT, 19-0
1964	4-5-0	4-3-1	Knoxville	UK, 12-7
1965	6-3-0	4-1-2	Lexington	UT, 19-3
1966	3-5-1	5-3-0	Knoxville	UT, 28-19
1967	2-7-0	7-1-0	Lexington	UT, 17-7
1968	3-6-0	6-1-1	Knoxville	UT, 24-7
1969	2-7-0	7-1-0	Lexington	UT, 31-26
1970	2-8-0	7-1-0	Knoxville	UT, 45-0
1971	3-7-0	6-2-0	Lexington	UT, 21-7



1972	3-7-0	7-2-0	Knoxville	UT, 17-7
1973	5-5-0	6-3-0	Lexington	UT, 16-14
1974	6-4-0	5-3-1	Knoxville	UT, 24-7
1975	2-7-1	5-4-0	Lexington	UT, 17-13
1976	7-3-0	5-4-0	Knoxville	UK, 7-0
1977	9-1-0	3-6-0	Lexington	UK, 21-17
1978	4-5-1	3-5-1	Knoxville	UT, 29-14
1979	5-5-0	5-4-0	Lexington	UT, 20-17
1980	3-7-0	3-6-0	Knoxville	UT, 45-14
1981	2-8-0	6-3-0	Lexington	UK, 21-10
1982	0-9-1	5-3-1	Knoxville	UT, 28-7
1983	6-3-1	6-3-0	Lexington	UT, 10-0
1984	7-3-0	6-2-1	Knoxville	UK, 17-12
1985	5-5-0	6-1-2	Lexington	UT, 42-0
1986	5-4-1	4-5-0	Knoxville	UT, 28-9
1987	5-5-0	7-2-1	Lexington	UT, 24-22
1988	5-5-0	3-6-0	Knoxville	UT, 28-24
1989	6-4-0	8-1-0	Lexington	UT, 31-10
1990	4-6-0	6-2-2	Knoxville	UT, 42-28
1991	3-7-0	7-2-0	Lexington	UT, 16-7
1992	4-6-0	6-3-0	Knoxville	UT, 34-13
1993	6-4-0	6-2-1	Lexington	UT, 48-0
1994	1-9-0	5-4-0	Knoxville	UT, 52-0
1995	4-6-0	8-1-0	Lexington	UT, 34-31
1996	4-6	7-2	Knoxville	UT, 56-10
1997	5-5	8-1	Lexington	UT, 59-31
1998	7-3	10-0	Knoxville	UT, 59-21
1999	6-4	7-2	Lexington	UT, 56-21
2000	2-8	5-3	Knoxville	UT, 59-20
2001	2-7	7-1	Lexington	UT, 38-35
2002	7-4	7-4	Knoxville	UT, 24-0
2003	4-7	9-2	Lexington	UT, 20-7
2004	2-8	8-2	Knoxville	UT, 37-31
2005	3-7	4-6	Lexington	UT, 27-8
2006	7-4	8-3	Knoxville	UT, 17-12
2007	7-4	8-3	Lexington	UT, 52-50 (4 OT)
2008	6-5	4-7	Knoxville	UT, 28-10
2009	7-4	6-5	Lexington	UT, 30-24 (1 OT)
2010	6-5	5-6	Knoxville	UT, 24-14
2011	4-7	5-6	Lexington	UK, 10-7
2012	2-9	4-7	Knoxville	UT, 37-17
2013	2-9	4-7	Lexington	UT, 27-14
2014	5-5	4-5	Knoxville	UT, 50-16
2015	4-3	3-4	Lexington	UT, 52-21
2016	5-4	6-3	Knoxville	UT, 49-36
2017	5-2	3-4	Lexington	UK, 29-26
2018	7-2	4-5	Knoxville	UT, 24-7
2019	4-4	4-5	Lexington	UT, 17-13
2020	1-2	2-1	Knoxville	UK, 34-7
2021	6-2	4-4	Lexington	UT, 45-42
2022	5-2	7-0	Knoxville	UT, 44-6
2023	5-2	5-2	Lexington	UT, 33-27

**Series Information**

Current Streak: UT has won three  
at Lexington: Tennessee leads 40-15-3  
at Knoxville: Tennessee leads 44-11-6

**MURRAY STATE****HOME, NOV. 16**

KENTUCKY LEADS THE SERIES, 2-0

Year	UK Record	MSU Record	Site	Score
2003	0-1	1-0	Lexington	UK, 37-6
2018	2-0	0-2	Lexington	UK, 48-10

**Series Information**

Current Streak: UK has won two  
at Lexington: UK leads 2-0

**TEXAS****AWAY, NOV. 23**

TEXAS LEADS THE SERIES, 1-0

Year	UK Record	UT Record	Site	Score
1951	1-0	0-0	Austin	UT, 7-6

**Series Information**

Current Streak: UT has won one  
at Austin: UT has won one

**LOUISVILLE****HOME, NOV. 30**

KENTUCKY LEADS SERIES, 20-15

Year	UK Record	UofL Record	Site	Score
1912	3-1-0	2-0-0	Lexington	UK, 41-0
1913	5-1-0	5-0-0	Louisville	UK, 20-0
1914	4-2-0	0-3-0	Lexington	UK, 42-0
1915	3-1-1	1-2-1	Louisville	UK, 15-0
1922	2-0-0	0-2-0	Lexington	UK, 73-0
1924	0-0-0	0-0-0	Lexington	UK, 29-0
1994	0-0-0	0-0-0	Lexington	UK, 20-14
1995	0-0-0	0-0-0	Lexington	Uofl, 13-10
1996	0-0	0-0	Lexington	Uofl, 38-14
1997	0-0	0-0	Lexington	UK, 38-24
1998	0-0	0-0	Louisville	UK, 68-34
1999	0-0	0-0	Lexington	Uofl, 56-28
2000	0-0	0-0	Louisville	Uofl, 40-34 (1 OT)
2001	0-0	1-0	Lexington	Uofl, 36-10
2002	0-0	0-0	Louisville	UK, 22-17
2003	0-0	0-0	Lexington	Uofl, 40-24
2004	0-0	0-0	Louisville	Uofl, 28-0
2005	0-0	0-0	Lexington	Uofl, 31-24
2006	0-0	0-0	Louisville	Uofl, 59-28
2007	2-0	2-0	Lexington	UK, 40-34
2008	0-0	0-0	Louisville	UK, 27-2
2009	1-0	1-0	Lexington	UK, 31-27
2010	0-0	0-0	Louisville	UK, 23-16
2011	2-0	1-1	Lexington	Uofl, 24-17
2012	0-0	0-0	Louisville	Uofl, 32-14
2013	1-1	2-0	Lexington	Uofl, 27-13
2014	5-6	8-3	Louisville	Uofl, 44-40
2015	5-6	6-5	Lexington	Uofl, 38-24
2016	6-5	9-2	Louisville	UK, 41-38
2017	7-4	7-4	Lexington	Uofl, 44-17
2018	8-3	2-9	Louisville	UK, 56-10
2019	6-5	7-4	Lexington	UK, 45-13
2021	8-3	6-5	Louisville	UK, 52-21
2022	6-5	7-4	Lexington	UK, 26-13
2023	6-5	10-1	Louisville	UK, 38-31

**Series Information**

Current Streak: UK has won five in a row  
at Lexington: Series tied 10-10  
at Louisville: Kentucky leads 10-5



## ALL-TIME LETTERMEN

### A

Abadi-Fitzgerald, Abule 2019-21  
 Abbot, Bob 1967  
 Abdullah, Muhammad 2002-03-04-05  
 Abney, Derek 2000-01-02-03  
 Abraham, Richard 1980-81-82  
 Abren, Ricky 2004-05-06  
 Acham, Cheddi 1998-99  
 Acheson, Kevin 1974  
 Adair, George 1905-06-07  
 Adams, Brian 2010-11  
 Adams, E.J. 2006-07-08  
 Adams, George 1981-82-83-84  
 Adams, Greg, Mgr. 1984-85  
 Adams, Richard 1980  
 Adams, Vic 1986-87-88  
**Addison, Nasir 2023**  
 Adeyemi, Eric 2008-09  
 Akins, Tommy 1951-52-53  
**Afari, Alex 2022-23**  
 Agboke, Adetayo 2001-02  
 Ahmad, Kamaal 2002, 04  
 Aitchison, Michael 2003-04-05-06  
 Ajian, Tyrell 2018-19-20-21-22  
 Alaman, Paul, Mgr. 1986  
 Aldridge, Burton 1930-32-33  
 Alexander, Barry 1983-84-85  
 Alexander, James 2005-06, 08  
 Alford, Smith 1893-94-95-96  
 Ali, Dele 1994-95-96-97  
 Ali, Josh 2017-18-19-20  
 Allen, Beau 2020  
 Allen, Bill 1988  
 Allen, Dougie 1998-99-2000-01  
 Allen, Ermal 1939-40-41  
 Allen, Josh 2015-16-17-18  
 Allen, Moncell 2007-08-09-10  
 Allen, Rich 1971-72-73  
 Allgeier, Todd 1987  
 Althaus, Carl 1941-42  
 Alvarez, Jack 1971-72-73  
 Amerson, Glenn 1982-83  
 Amshoff, Jay 1988  
 Anderson, Chad 2002-03-04  
 Anderson, H.C. 1893  
**Anderson, Khamari 2023**  
 Anderson, Tobin 1996  
 Anderson, Tom 1967  
 Andrews, Ken 1929-30-31  
 Andrighetti, John 1963-64-65  
 Ansley, Ben 1980  
 Antonini, Frank 1964-65-66  
 Archer, Jeff 2005  
 Arenstein, Leo 1944  
 Ariza, Dan 1993-94  
 Arling, Eric 2000  
 Armstead, Brad 1989-90-91-92  
 Arnold, Chuck 1966  
 Arnsparger, Bill 1944  
 Arulogun, Shamselddeen 1997  
 Ashcraft, Drew 2000  
 Asher, A.J. 1897  
 Asher, G.M. 1895  
 Asher, Letcher 1932  
 Askin, Mark 1991-92-93-94  
 Asafo-Adjei, George 2015-16-17-18  
 Atkins, Bob 1909  
 Atkins, Presley 1902,1904-05  
 Atwell, Travis 2002

Aumiller, Grant 2014  
 Aumiller, Jordan 2010-11-12-13  
 Ayers, Clarence 1933-34-35

### B

Babb, Jim 1946-47  
 Babilitz, August A. 1910-11  
 Bach, Stanley 1932-33  
 Badet, Jeff 2013, 15-16  
 Baer, Stanley 1905-06  
 Bailey, Cliff 1997  
 Bailey, J.Y. (Bill) 1913-14  
 Bailey, Joe 1938-39-40  
 Bailey, John 1952  
 Bailey, Mychal 2010-11  
 Bair, Dave 1967-68  
 Baird, Kerry 1980-81-82-83  
 Baird, M. 1905  
 Baird, Charles N. 1892  
 Baity, Derrick 2015-16-17-18  
 Baker, Al 1988-89-90  
 Baker, Dorian 2014-15-16, 18  
 Baldwin, John 1950-51-52  
 Ball, Sam 1963-64-65  
 Ball, Shane 1991, 94  
 Ball, Steven 2009  
 Bankhead, Terrell 2005-06  
 Banks, Jeff 1983  
 Barbee, Dick 1907-08-09  
 Barclay, Trey 2004  
 Barga, Ray 1971-72-73  
 Barker, Drew 2015-16-17  
 Barnes, Coleman 2000-01-02  
 Barnett, James 1945  
 Barnett, Oliver 1986-87-88-89  
 Barrington, John 1976  
 Bartlett, Tom 1918  
 Bartos, Bill 1973-74-75  
 Bassett, Jed 1999-2000-01-02  
 Bassitt, Bob 1952  
 Bastin, A.L. 1918  
 Bates, Ben 2006  
 Bates, Brenden 2019-20-21-22-23  
 Baugh, Frank 1921  
 Baugh, Walte 1917-18  
 Baughman, Bob 1929-30  
 Baumer, David 2017  
 Bayless, T. Gardner 1924  
 Beach, Arliss 2002-03-04-05  
 Beadles, Terry 1965-66-67  
 Beal, Dick 1944  
 Beard, Dick 1968-69  
 Beard, T.W. 1904  
 Beatty, Jerry 1954  
 Becherer, Tom 1963-64-65  
 Beck, Norman 1942  
 Beehn, Zane 1990-91-92-93  
 Beeler, Bob 1940-41  
 Beets, Jess 2007-08  
 Begley, Taylor 2002-03-04-05  
 Beirne, Mike 1967  
 Beirne, Mike 1998-99-2000-01  
 Bell, Alvonte 2016  
 Bell, Jerry 1988-89-90-91  
 Bell, Quincy 1995  
 Belt, Sylvan 1926-27  
 Bembry, Marquez 2020-21  
 Bennett, Bob 1954-55-56  
 Bennett, Leeman 1958-59-60  
 Benson, Pascal 1957-58-59  
 Bentley, Charles 1946-47-48-49  
 Bentley, Jerry 1969-70-71

Benton, Mikie 2010-11-12  
 Benzinger, Craig 1986,88-89  
 Berezowitz, Brayden 2018  
 Berezowitz, Bryan 2018-19-20  
 Berezowitz, Zac 2020-21  
 Bernard, Chris 2002-03  
 Berringer, David 1994-96-97-98  
 Berry, Dorion 1996  
 Berry, Steve 1990-91-93  
**Berry, Wilson 2023**  
 Beshara, Mike 1999  
 Best, Blake 2016-17-18-19  
 Betz, Damon 1991-92  
 Bezuk, Bob 1949  
 Bickel, Arthur 1927  
 Bickel, George 1930  
 Bilberry, Darren 1987-88-89  
 Bird, Ben 1995-96  
 Bird, Billy 1961  
 Bird, Calvin 1958-59-60  
 Bird, Rodger 1963-64-65  
 Bishop, Darryl 1971-72-73  
 Bishop, Fred 1973-74  
 Bitler, Todd 1983  
 Bivin, Arvon 1953  
 Black, Billy 1940  
 Black, Harold 1936-37-38  
 Black, Marvin 1905  
 Blackburn, Charles 1967-68  
 Bland, Leroy 1918  
 Blanda, George 1945-46-47-48  
 Blanton, Jerry 1974-75-76-77  
 Blaylock, Daron 2012-15  
 Blaylock, Sefo 2006  
 Blaylock, Zack 2012, 15  
 Blevins, Ralph 1932  
 Blizzard, Bobby 1999-2000  
 Blocker, Dick 1957-58  
 Blue, Javess 2013-14  
 Blue, Logan 2017  
 Bocard, Ken 1961-62-63  
 Boeckmann, Steve 1984  
 Bogue, Ross 2006-07-08-09  
 Bohanna, Quinton 2017-18-19-20  
 Bojalad, Ron 1982-83  
 Bolden, John 1987-88-89-90  
 Boller, Bill 1946-47-48-49  
 Bond, Dave 1979-80-81  
 Bond, Octavius 2000  
 Bone, Blake 2014-15-16-17  
 Bonner, Dusty 1997, 99  
 Bonner, Jordan 2017  
 Booker, Brad 2003-04  
 Booker, Karl 2004-05-06  
 Boone, Aaron 2001-02  
 Boone, George 1957-58-59  
 Booth, Scott 1989  
 Borden, Steven 2013-14  
 Bosse, Joe 1935-36-37  
 Boston, Bill 1937,39  
 Boswell, M.T. 1893  
 Boulware, Mike 1967-68-69  
 Bouvier, David 2017-18  
 Bow, John 1976-77-78-79  
 Bowden, Lynn 2017-18-19  
 Bowen, James 1980,82  
 Bowens, Cecil 1970-7  
 Bowie, Jeremy 1997-98-99-2001  
 Bowie, Jim 1958  
 Bowland, Trey 2007, 09  
 Bowles, Tanner 2023

Bowling, Willie L. 1901  
 Boyd, Aaron 2008, 2011-12  
 Boyd, Bert 1921  
 Boyd, Jim 1958  
 Boyd, Leman 1993-95-96  
 Boyd, Lester 1975-76, 78-79  
 Boyd, Ritchie 1977-78-79  
 Boyd, Shane 2001-02-03-04  
 Boyle, Tom 1981  
 Bozick, Bruce 1984-85  
 Bradley, Chuck 1989-90-91-92  
 Bradshaw, Charlie 1946-47-48-49  
 Brady, Jeff 1988-89-90  
 Brandel, Joe 1961  
 Brandstetner, "Brandy" 1911  
 Branson, Ben Jr. 1973-74  
 Branson, Don 1905  
 Branum, Matt 1989-90-91-92  
 Brause, Tyler 2011-12-13-14  
 Brazley, Nik 2010-11  
 Brewer, Bruce 1904-05-06  
 Brewer, Ted 1922  
 Britt, Andy 1992-93-95  
 Brittain, John 1915-16-17  
 Britton, Donnie 1966-67  
 Brock, Lafayette, Mgr. 1896  
 Brock, Mark 1987  
 Brockman, G.F. 1907  
 Bronston, Jake 1929-30  
 Brooks, Bobby 1948-49  
 Brooks, Effley 1979-80-81-82  
 Brooks, Randy 1976-77-78, 80  
 Broughton, Chuck 1988-89  
 Brown, Antoine 2006  
**Brown, Barion 2022-23**  
 Brown, Bob 1962-63-64  
 Brown, Dave 1939-40-41  
 Brown, Eli 2016-17  
 Brown, Harry 1939-40-41  
 Brown, Herbert W. Jr. 1928  
 Brown, Jack 1971  
 Brown, Jamari 2019-20  
**Brown, Jayvant 2023**  
 Brown, Jim 1993  
 Brown, Kory 2012-13  
 Brown, Locky 1955  
 Brown, Matt 1998-99-2000-01  
 Brown, Neal 1998, 2000  
 Brown, Paul 1913  
**Brown-Stephens, Anthony 2023**  
 Browning, Alfonso 1992-93  
 Browning, Charles 1946-47  
 Brueck, Joe 1959  
 Bruno, Al 1948-49-50  
 Brush, Tommy 1961  
 Bryan, Daniel B., Mgr. 1925  
 Bryan, Joel 2000  
 Bryan, John 1892-93-94  
 Bryant, Charles (Perky) 1961-62-63  
 Bryant, Cisco 1983-84-85  
 Bryant, Joe 1976-77  
 Bryant, Gene 1934  
 Bryant, Thomson, Mgr. 1907  
**Bryant, Ty 2023**  
 Bryant, Warren 1973-74-75-76  
 Buban, Gerald 1977  
 Buchanan, Don 1957  
 Burbage, Cornell 1984-85-86  
 Burden, Chandler 2008-09-10-11



Burden, Randall 2008-09-10-11  
 Buford, Deondre 2022  
 Burford, Mike 1980  
 Burke, Matt 1999  
 Burke, Randy 1974-75-76  
 Burks, Albert 1988-89  
 Burnam, Buzz 1970-71-72  
 Burnett, Daniel 2001-02-03  
 Burnett, Ed 1951  
 Burns, Vincent 2002-03-04  
 Burrell, Stacey 1981-82-83-84  
 Burruss, Leonard 2000-01-02-03  
**Burton, Jager 2022-23**  
 Burton, Keenan 2003, 05-06-07  
 Bushong, Bill 1970-71  
 Butler, Bob 1959-60-61  
 Butler, Jack 1954-55-56  
 Butler, Jonathan 2002  
 Butler, Miles 2015, 18  
 Bwenge, Alexis 2002-03-04-05  
 Byrd, Robert 1980

**C**

Cahill, Mike 1988  
 Cain, Ronnie 1957-58-59  
 Caldwell, Carmichael  
 1983-84-85  
 Calhoun, Paul 1982-83-84  
 Callahan, Ray 1953-54-55  
 Collins, William Thomas 2015  
 Calvert, Tim 1991-92-93  
 Cambron, Jim 1957-58  
 Cammack, A.B. (Red), Mgr. 1922  
 Cammack, Jim 1921-22-23,25  
 Campassi, Steve 1972-73-74-75  
 Campbell, Bill 1990-91-92  
 Campbell, J. 1909-10  
 Campbell, James 1897  
 Campbell, Jim 1978-79-80-81  
 Campbell, Kenton 1944-45  
 Campbell, Mark 1971  
 Campbell, Tom 1895-96  
 Campbell, Walter 1900,02  
 Cannon, Willie 1991-92-93  
 Carboni, Steve 1973  
 Cardwell, Denny 1963  
 Cardwell, J.W. 1908  
 Carey, George B. 1892-93-94-95  
 Carlig, Clyde 1952,55  
 Carnahan, Jaes W. 1892,94-95  
 Carnes, Wilce 1938-39  
 Carney, Conrad 1986  
 Carpenter, Bruce 1976  
 Carpenter, W.T., Mgr. 1897  
 Carr, Ray 1973-74-75-76  
 Carrithers, William S. 1912  
 Carroll, Arvel Jr. 1970-71-72  
 Carroll, Mike 1966, Mgr. 1967  
 Carson, Don 1961  
 Carter, Howard 1992-93-94  
 Carter, Jimmy 1995-96-97-98  
 Carter, Larry 1975,77-78-79  
 Carter, T.J. 2016-17-18-19  
 Cartwright, Bill 1966-67-68  
 Caruthers, Dan 1993-94  
 Casey, Jared 2020-21  
 Casner, Jack 1942  
 Cason, Ron 1974-75-76-77  
 Cassady, Tom 1932-33  
 Cassity, Michael E. 1966  
 Cassity, Michael L. 1973-74  
 Caudell, Chris 1982-83  
 Caudill, Jeremy 2000-01-02-03  
 Cavana, James (Bud)  
 1929-30-31  
 Cecil, Anthony 2007, 09

Chambers, Bill 1944-45-46  
 Chambers, J.S. 1909-10-11-12  
 Chandler, Lawrence, Mgr.  
 1980-83  
 Chandler, Mel 1959-60-61  
 Chandler, Pat, Mgr. 1984  
 Chaney, Robb 1977-78-79  
 Chapala, Tom 1965  
 Chapman, Dave 1961  
 Charles, Dick 1957  
 Chatelain, Keith 2000-01-02  
 Chatmon, Mark 1991-92-93  
 Chenault, Chris 1985-86-87-88  
**Childress, Zion 2022-23**  
 Chisholm, O.B. 1906  
 Chism, Mike 1988-89  
 Claiborne, Brent 1993  
 Claiborne, George 1951  
 Claiborne, Jerry 1946, 48-49  
 Clark, Darrin 1995-96-97  
 Clark, Emery 1949-50-51  
 Clark, Joe 1996  
 Clark, Neal 1989-90-91  
 Clark, Terry 1964-65  
 Clark, Tom 1970-71-72  
 Clark, W.F. 1907-08  
 Clarke, C.C. 1897-98-99-1900  
 Clay, Jim 1908  
 Clayton, R.S. 1915  
 Clayton, Terry 2005-06-07  
 Clements, Earle 1916  
 Clemons, Josh 2011  
 Clymer, Lee 1971  
 Cobb, Ashton 2006-07-08-09  
 Cobb, Randall 2008-09-10  
 Cobb, Robert 1980  
 Cobbins, Bookie 2012  
 Cobble, Mister 2011-12-13  
 Cochran, Curt 1983  
 Cochran, Gary 1959-60-61  
 Cochran, Mickey 1979-80  
 Coleman, Christian  
 2011-12-13-14  
 Coleman, Kevin 1995-96-97-98  
 Coleman, Sam 1905-06  
 Coleman, Tommy 1936  
 Colker, Max 1928-29-30  
 Collins, Bill 1911  
 Collins, Carlos 1991-92, 94-95  
 Collins, Daryl 2012-13  
 Collins, Jon 1990-91-93  
 Collins, Sonny 1972-73-74-75  
 Collins, Will Tom 2015-16  
 Collier, Bob 1955-56-57  
 Colpitts, William 1919-20-21-22  
 Colvin, Dick 1941-42  
 Combs, W. 1902  
 Combs, Carl (Hoot) 1938-39-40  
 Combs, John 1919  
 Comstock, Kris 1995-96-97-98  
 Conde, Bill 1949-50-51  
 Conger, Fred 1967,69  
 Conn, C.R., Mgr. 1926  
 Conn, Darryl 1990-91-92-93  
 Conner, John 2006-07-08-09  
 Connery, Chris 1988  
 Conrad, C.J. 2015-16-17-18  
 Conwell, Delandual 1991  
 Cook, H. 1906  
 Cook, Tommy 2001-02-03, 05  
 Coons, Joe 1903-04  
 Corbin, Don 1981-82-83  
 Corbin, Thad 1994-95-96-97  
 Corker, Yusuf 2018-19-20-21  
 Corn, Franklin 1914-15  
 Cornelius, John 1955-56-57

Correll, Gabe 2010-11-12  
 Correll, Ray 1951-52-53  
 Couch, Joey 1988-89-90-91  
 Couch, Tim 1996-97-98  
 Covington, Will Ed 1927-28-29  
 Coyle, Mike, Mgr. 1961  
 Cox, Darrell 1961-62-63  
**Cox, Eli 2020-21-22-23**  
**Cox, Marques 2023**  
 Cox, Rodney, 2014  
 Craig, Bill 1899-1900  
 Craigman, J. D. 2006-07  
 Crain, A.B. 1906-07  
 Cralle, Brian 1988-89  
 Crane, David 1988-89  
 Cravens, Bobby 1956-57-58  
 Cravens, J.T. 1901-02-03  
 Crawford, Mark 2009-10-11  
 Creech, Ted 1924,26  
 Croan, Walter B. 1914  
 Crosley, Scott 1993  
 Cross, Marcus 1994-95  
 Crowdus, Dekel 2022-23  
 Crowe, Gordon 1996-97-98-99  
 Crowe, Mitt 1997  
 Crowe, Tom 1969-70-71  
 Crumrine, Tom 1989  
 Crutcher, Maury 1913-14-15-16  
 Culp, William 1919  
 Cumby, Quentus  
 1999-2000-01-02  
 Cummings, Izayah 2020-21-22-23  
 Cunningham, Rashad 2012  
 Curd, Cary 1975  
 Curling, Kerry 1965-66-67  
 Curnutte, Delmas 1952-54, 56  
 Curnutte, Ivan 1955-57  
 Curry, Joe 1985-86,88  
 Curry, Larry 1927  
 Curtis, Isaac 1993-94-95-96  
 Cutchin, Phil 1941-42,46  
 Cutler, Tom 1902  
 Czack, Tom 1982,84

**D**

Dailey, Allen 2018-19-20  
 Daley, Carl 1995  
 Daly, Patrick 2005  
 Daney, Al 1900  
 Daniel, Aaron 1997-98-99-2000  
 Daniel, Kash 2016-17-18-19  
 Daniel, Kengera 2015-16-17-18  
 Danko, Don 1964-65  
 Darby, Darrell 1930-31-32  
 Darnaby, Jim 1932,34  
 Darnall, F.H. 1904  
 Darrington, Charlie 1987-88  
 Darveau, Jeremy 2002  
 Davenport, Tyler 2013  
 Davidson, O.L. (Bud) 1931-32-33  
 Davis, Alvin 2011-12-13  
 Davis, Bob 1935-36-37  
 Davis, Chris 1993-94  
 Davis, Dameron 1936-37-38  
 Davis, Doug 1963-64-65  
 Davis, Draak 2003-04-05  
 Davis, Garry 1997-98-99  
 Davis, Jamin 2018-19-20  
 Davis, Jamir 2004-05  
 Davis, Jeremy 1999  
 Davis, Jerry 1965-66  
 Davis, Marcus 2008-09-10  
 Davis, Ray 2023  
 Davis, Torrance 2020  
 Dawson, Bill 1946,48,50

Dawson, Dermontti  
 1984-85-86-87  
 Day, Kyle 2002  
 Day, Travis 2004-05-06-07  
 Deatherage, Kevin 2002  
 Deaton, Mike 1977-78  
 DeBow, Sam 1894-95-96  
 Dean, Bill 1986  
 Dees, Claire 1926-27-28  
 Degraw, Cade 2020-21-22  
 DeHaven, Denver 1924-25-26  
 De La Perralle, David 1996  
 Delic, Nermin 2010  
 Demaree, Chris  
 1998-99-2000-01  
 Dempsey, C.F. 1915-16-17  
 Denham, Brian 1988  
 Denham, Harry 1940  
 Dennis, Harold 1995-96  
 Dennis, Jeff 1979-80  
 Derrick, Frank 1924  
 Derry, Chris 1983-84-85  
 DeSpain, James, Mgr. 1972  
 DeVastey, Dominnick 2004  
 DeVaughn, Nolan 1998-99-2001  
 Dewalt, Lonnell 2004  
 Dickerson, Charlie 1976  
 Dickerson, Jason 2003-04-05-06  
 Dickerson, Jerry 1959-60-61  
 Diehl, Bud 1976-77  
 DiGiuro, Trent 1993  
**Dingle, Jordan 2022-23**  
 Dingle, Justice 2023  
 Dinkins, Jamarius 2022-23  
 Dipre, Joe 1973-74,76-77  
 Dishman, Tony 1918-19  
 Disotelle, Kevin 1990  
 Dixon, Eric 2011-12-13-14  
 Dixon, Tony 2004, 06-07-08  
 Dixon, Wayne 1960-61  
 Dodson, Taj 2020, 2022  
 Doggendorf, Mike 1970-71-72  
 Domhoff, Tom 1971  
 Donaldson, Gene 1950-51  
 Donan, A.L., Mgr. 1906  
 Donigan, Shawn 1978-79,81-82  
 Donley, Pat 1973-74  
 Dooley, Kevin 1984-85,87  
 Dorazio, Chris 1983  
 Dornbrook, Thom  
 1974-75-76-77  
 Dort, Cedrick 2017-18-19-20-21  
 Dortch, Jay 1986-87-88  
 Dotson, Austin 2018-19-20-21  
 Dotson, Lee 1985  
 Dougherty, Bob 1955-56  
 Douglas, Mike 2011-12-13-14  
 Douglass, Maurice 1984-85  
 Douglass, Moses 2020  
 Downing, Clay 1917  
 Downing, George 1917  
 Downing, Gibson 1911-12-13-14  
 Doyle, Corry 2000  
 Drake, T. C. 2006-07-08-09  
 Dreisbach, Andy 1997  
 Drennen, Mike 2020  
 Drinnin, Dennis 1967-68  
 Drobney, Jeremiah  
 2002-03-04-05  
 Drury, Bill 1927-28-29  
 Drury, John 1932  
 Dubose, Tymere 2015-16-17-18  
 Duckworth, Don 1985  
 Duff, Noah 1931-32  
 Duff, Steven 2012  
 Duffy, Max 2018-19-20



Duffy, Tom 1969  
 Duffrene, Jacob 2007-08-09-10  
 Duke, Bill 1967-68-69  
 Dumbauld, Jon 1982-83-84-85  
 Duncan, Dick, Mgr. 1918  
 Duncan, Walter 1895-96  
 Duncan, Zipp 2006-07-08-09  
 Dunlap, G.G. 1906-07,09-10  
**Dunn, Jantzen 2023**  
 Dunn, Tre' 2013-14  
 Dunnebacke, Howard 1961-62  
 Dupree, Alvin (Bud)  
 2011-12-13-14  
 Durbin, Raul, Mgr. 1938  
 Durbin, Ron, Asst. Trainer 1971  
 Durham, Brad 2007-08-09-10  
 Dyer, Don 1952  
 Dyer, O.K. 1901-02-03  
 Dysard, Bill 1930

## E

Earle, Tom 1908-09-10-11  
 Eatmon-Nared, Teven  
 2012-13-14  
 Eblen, Charles 1942  
 Echols, Brandin 2019-20  
 Eckenrod, Pat 1968-69-70  
 Edwards, Adolph 1925-26  
 Edwards, Brent 1980  
 Edwards, George 1942  
 Edwards, Mike 2015-16-17-18  
 Ehlers, Tom 1972-73-74  
 Eibner, John 1938-39-40  
 Eisaman, Jerry 1958-59-60  
 Elam, Matt 2014-15-16-17  
 Elgin, Jeff 1906-07  
 Ellington, Russell (Duke)  
 1935-36-37  
 Elliot, Cronley 1900  
 Elliot, Milward 1896-97-98  
 Ellis, Byrne 1909  
 Ellis, Ray 1925-26-27  
 Ellison, Robert, Mgr. 1937  
 Emanuel, Mike 1973-74-75  
 Endris, Scott 1985-86-87  
 Englis, Nick 1944-45  
 Epps, Isaiah 2017-18-20-21  
 Evans, Brian 1990  
 Evans, DeQuin 2009-10  
 Ewell, George 1900-01  
 Ewing, Tom 1942

## F

Fadowski, Dave 1976-77-78  
 Falconer, B.O. 1919  
 Fanuzzi, Mike 1971, 73-74  
 Farley, Bill 1950-51  
 Farmer, Tom 1972-73-74  
 Farrell, Bob 1961  
 Farris, Jack 1946-47  
 Farris, John 1934  
 Faulkner, Daryl 2009  
 Faulkner, Glenn 2011, 13-15  
 Faulkner, J.V. 1892-93  
**Fearbry, Tyreese 2023**  
 Featherson, Dan 1970  
 Featherson, Lloyd, Mgr. 1933  
 Federspiel, Joe 1969-70-71  
 Fee, Tom 1964, 66-67  
 Felch, Allen 1951-52-53  
 Fennell, Clem 2005  
 Ference, Chris 1981-82  
 Ferguson, Brad 1998  
 Ferguson, Tom 1967  
 Ferguson, Walter 1921-22  
 Ferrell, Doc 1944, 46-47-48

Ferris, Fred 1944  
 Fest, Fred 1920-21-22  
 Fidler, Will 2009  
 Fieldler, Don 1979, 81  
 Fields, E.J. 2010-11-12  
 Fillion, Tom 1951-52-53  
 Fink, Tanner 2016  
 Firiros, Nico 2016  
 Fischer, Joe 2005, 07  
 Fish, Al 1969-70  
 Fish, Bill 1933  
 Fisher, Jim 1959-60  
 Flannigan, Ryan 2014-15  
 Flax, Jeremy 2022-23  
 Fleahman, W. (Slugs) 1921  
 Flowers, Earven 2001-02-03-04  
 Fohr, Glenn 1987-88  
 Foley, Jim 1962-63-64  
 Fontaine, Raymond  
 2002-03-04-05  
 Ford, Chris 1994, 96-97  
**Ford, Courtland 2023**  
 Ford, DeMoreo 2005-06-07-08  
 Ford, Roy 1948  
 Ford, Warner 1927-28-29  
 Forquer, L.G. 1928-29-30  
 Forrest, Josh 2012-15  
 Fortner, Luke 2017-18-19-20-21  
 Forston, Stan 1968-69-70  
 Foster, John 1910  
 Foster, Landon 2012-13-14-15  
 Foster, Mike 1974  
 Foushee, Gil 1976  
 Fowler, Bruce 2003  
 Fowler, Dan 1974-75,77-78  
 Foy, Spencer 2017  
 Frampton, Don 1948-49  
 Francis, Rodney 1980-81-82  
 Frankenberger, J.T. 1954-55-56  
 Franklin, Jim 1973,75  
 Franklin, Mark 1926  
 Frazer, Joe 1895  
 Freeman, Jack 1956  
 Freeman, Joe 1979-80-81  
 Freibert, Bob 1966,68  
 Fritz, Eddie 1939-40  
 Fromm, Rick 1972,74-75  
 Fry, Bob 1950-51-52  
 Frye, John 1932-33  
 Fucci, Dom 1948-49-50  
 Fuller, Bruce 1919-20-21-22  
 Fuller, Frank 1950-51-52  
 Fuller, Ken 1972  
 Fulton, Luke 2022  
 Funderburk, Tim 2002

## G

Gaffron, Win 2001-02-03  
 Gaffron, Winston, Mgr. 1971  
 Gain, Bob 1947-48-49-50  
 Gainer, Brandon 2011  
 Gaiser, Jake 1909-10-11  
 Gallagher, Jack 1957  
 Galloway, Howard 1906,  
 Mgr. 1911  
 Gann, Roger 1967-68-69  
 Gantt, Edgar 1999-2000  
 Ganucheau, Eugene 1972-73  
 Gardner, Anthony 1986  
 Gardner, Carwell 1985-86-87  
 Gardner, Donnie 1986-87-88  
 Gardner, John 1893-94  
 Gardner, Scott, Trn. 1984  
 Garland, Larry 1936-37  
 Garner, Chip 1991  
 Garred, Ulysses 1892-93

Garrett, Dave 1983  
 Gary, Bill 1900  
 Gary, Willie 1997-98-99-2000  
 Gash, Dave 1960-61-62  
 Gatewood, Joey 2020  
 Gay, Augustus 1916  
 Gay, John 1981  
 Gayton, Chris 1998-99-2000-01  
 Geiger, Jalen 2020-21-22-23  
 Gemmill, Pete 1974-75-76  
 Genito, Carl 1946,48  
 Genito, Ralph 1947-48-49  
 Gentile, Tony 1930  
 George, Jonathan  
 2010-11-12-13  
 Gerrell, Michael 1997  
 Gholson, Ed 1938  
 Gibbs, Josh 2010  
 Gibson, Isaiah 2020  
 Gibson, Frank 1931-32  
 Gibson, Monquantae 2003  
 Gilb, Elmer 1926-27-28  
 Gilbert, John 1900  
 Gilley, Scott 1991  
 Gilliam, Tobias 2017  
 Giltner, Jim 1910  
 Ginn, David 1994-95-96-97  
 Glenn, Antwane 2010-11  
 Godby, Max 2013-14  
 Godwin, Al 1968,70  
 Goins, Carl, Mgr. 1958  
 Goins, Homer 1965-66  
 Gonzalez, Jorge 2006-07-08-09  
 Gooch, Tim 1976,78-79-80  
 Goode, Irvin 1959-60-61  
 Goodfellow, Colin 2020-21-22  
 Kiyanta Goodwin 2022  
 Goodwin, William 1903-04  
 Gordon, Donnell 1993-94  
 Gover, Ray 1985-86-87-88  
 Graban, Steve 1941  
 Grabfelder, Earl 1915-16  
 Grady, W.H. 1902-03-04  
 Graham, J.H. 1898-99  
 Granitz, Hartford 1945  
 Grant, Jesse 1962  
 Grant, Jim 1969-70-71  
 Grant, Kenneth  
 1997-98-99-2000  
 Grant, Will 1977  
 Graves, Jim 1990-91  
 Gray, Richard 2002-03-04-05  
 Gray, Tony 1973-74  
 Green, Eric 1988  
 Green, G.B.L. 1919  
 Green, Norm 1978  
 Greenberg, Dylan 2017  
 Greenwood, Jabari 2016  
 Greer, Dallas 2006  
 Greer, Phil 1967-68  
 Greer, Roger 1969  
 Gregg, Turner 1922,24  
 Gresham, Jim 1966  
 Griffin, Bill 1942,46-47  
 Griffin, Jordan 2016-17-18-19  
 Griggs, John 1950-51-52  
 Griggs, Tom 1978,80-81  
 Grigsby, Ahmad 2007-08  
 Grigsby, Otis 1999-2000-01-02  
 Grimsley, John 1981-82-83  
 Grinter, Maurice 2006-07-08-09  
 Groves, John 1986  
 Gruenschlaeger, John  
 2012-13-14  
 Gruner, Bucky 1951  
 Gullion, Carroll 1901-02

Gumbert, George 1914-15  
 Gunn, Thomas 1893  
 Gusky, Ed 1972  
 Guy, Winston 2008-09-10-11  
 Guyn, J. White  
 1901-02-03-04-05  
 Guyn, Les 1911

## H

Haas, Gene 1944-45-46  
 Haas, Eric 1985  
 Hackett, Wilbur 1968-69-70  
 Hagan, Joe 1936-37  
 Hahn, Travis 1989-90  
 Haire, Scott 1987  
**Hairston, Maxwell 2022-23**  
 Hairston, Russell 1983-84-85  
 Halcomb, G.W. 1894  
 Haley, Jimmy 1996-97-98-99  
 Hall, Antonio 2000-01-02-03  
 Hall, Bob 1937  
 Hall, Daylen 2011  
 Hall, Dean T. 1979  
 Hall, James 1910  
 Hall, Steven 1991-92-93-94-95  
 Hamberg, Fred 1971,73  
 Hamilton, Allen 1946,48-49-50  
 Hamilton, Ed 1949-50-51  
 Hamilton, L.L. 1897  
 Hammond, Claude 1941  
 Hanley, Jack 1952-53-54  
 Hanson, Dave 1968-69-70  
 Hanson, Seth 1997-98, 2000-01  
 Harbold, Bill 1924  
**Hardaway, JQ 2023**  
 Hardin, Jim 1938-39-40  
 Hardin, Richard 1998, 2000-01  
 Hardt, Dave 1968-69-70  
 Hardy, Bob 1953-54-55  
 Hare, Frank 1982-83-84  
 Harmon, J.D. 2012, 14-15-16  
 Harp, Chase 1999-2000-01-02  
 Harper, Duke 1991-92-93-94  
 Harper, Tom 1952-53  
 Harrington, Roger 1956  
 Harris, DeMarcus 2020-21-22  
 Harris, George 1994-95  
 Harris, John 1966  
 Harris, John 1995  
 Harris, Robert 1992, 94  
 Harris, Tim 1991  
 Harris, Wayne, Mgr. 1945  
 Harrison, Calvin 2006-07-08-09  
 Harrison, Vincent 1998-99  
 Harrison, W.C. 1910-11-12  
 Hart, Brad 2007-08  
 Hart, Greg 2016-17  
 Hart, Rodger 1966-67  
 Hartline, Michael  
 2007-08-09-10  
 Haskins, Billy Jack 1995-96  
 Hatcher, Jason 2013-15  
 Hawk, Bill 1989-90-91  
 Hawkins, Davoan 2019  
 Hawkins, Robert 1977-78  
 Hawthorne, Junior 1960-61-62  
 Hay, Langan 1934-35  
 Hayden, Charles 1915-16  
 Hayden, Rick 1976-77-78  
 Haydock, Justin 2002-03-04  
 Hayes, Chad 1993  
**Hayes, Josaih 2020-21-22-23**  
 Haynes, Chastain 1904  
 Haynes, Nick 2014-15-16-17  
 Haynes, Terry 1973-74  
 Hayslip, Andre 1997



Heald, Nick 1999-2000  
 Heard, Braylon 2014  
 Heard, Geoff 1993  
 Heber, John 1916-17-18-19-20  
 Hedges, Henry 1912  
 Hedges, Jimmy 1913-14  
 Heick, "Shorty" 1915-16  
 Heinzinger, Ben 1946  
 Helm, Foster 1895  
 Helton, J.J. 2007-08-09-10  
 Henderson, Andre' 2007-08  
 Henderson, Bobby 1989-90  
 Henderson, Justin 2011  
 Henderson, Khalid 2012-15  
 Hendrickson, Geo.  
 1906-07-08-09-10  
 Hennessey, Larry 1951-52-53-54  
 Hensley, Dick 1945-46-47  
 Henry, Terry 1979-80-81-82  
**Henry-Young, Darrion 2022-23**  
 Herbert, Bob 1940-41-42  
 Herman, Alex 1999-2000  
 Herrick, Joey 2013-15  
 Herzog, Woody 1955-56-57  
 Hess, Jeff 1975,77  
 Hewling, Dick 1936  
 Hickerson, Broadus 1916  
 Higgs, Mark 1984-85-86-87  
 High, Jackson 2020  
 Hiles, Van 1993-94-95-96  
 Hill, Chris 1976-77-78  
 Hill, James 1987  
 Hill, Jim 1960-61-62  
**Himebauch, Walker 2023**  
 Hillenmeyer, Walter 1909  
 Hines, Stuart 2008-09-10-11  
 Hinkebein, Sherman 1935,37-38  
 Hite, Cliff 1975-76  
 Hite, Paul 1912-13-14  
 Hoak, Gunner 2018  
 Hobbie, Matt 1994  
 Hobbs, Troy 1991-92-93  
 Hobdy, William 1892-93  
 Hockman, Ryan 1990-91-92  
 Hodge, Lloyd 1958-59-60  
 Hodge, Walter 1937  
 Hogg, Houston Jr. 1969-70  
 Hogg, Sam 1897-98-99  
 Holland, Don 1967-68-69  
 Holleran, Randy 1987-88,90  
 Holliday, David, Mgr. 1944  
 Hollowell, Carney 1922  
 Holmberg, Bob 1995-96-97  
 Holt, Bobby, Mgr. 1953-56  
 Holt, Glenn 2002-03-04-05  
 Holts, Deion 2002-03  
 Holway, Dick 1947-48-49  
 Homer, Derek 1997-98-99-2000  
 Honaker, DeAnthony 1994-96  
 Hood, Damon 1991-92-93-94  
 Hooper, Hayden 1952,54-55  
 Hoover, Vin 1975  
 Hopewell, Andrew 2002-03-04  
 Hopewell, Daniel 2001-02-03  
 Hopewell, Dave 1976-77-78  
 Hopkins, Elmer, Mgr. 1916  
 Horsey, Kenneth 2019-20-21-22-23  
 Horton, Mikel 2014-15  
 Hoskins, Calloway, Mgr. 1930  
 Hoskins, Phil 2017-18-20  
 Houser, Doug 1986-87-88-89  
 Housley, J.J. 2008  
 Hovey, Jim 1971-72-73  
 Howard, Ledger 1957-58-59  
 Howard, Tommy 1987  
 Howe, Jim 1944,48-49

Hoyer, Eric 1942  
 Hricenak, Steve 1979,81  
 Huddleston, Joe 1934-35-36  
 Hudson, Chad 1994-95  
 Huff, Matt 2001-02-03-04  
 Huffman, Antoine  
 2002-03-04-05  
 Hughes, Charles 1923-24  
 Hughes, Delmar 1953-54-55-56  
 Hughes, Gary 2000-01  
 Hughes, Lowell 1957-58-59  
 Hughes, W.N. 1901  
 Hughes, N.T. 1902-03  
 Hughes, Zy'Aire 2017-18  
 Huguenin, Farrington 2012-15  
 Huletta, Bill 1988-89-90  
 Huletta, Sam 1939-40-41  
 Humphreys, Claude  
 1897-98-99-1900  
 Hundley, Tom 1959-60  
 Hunt, Bob 1958-59-60  
 Hunt, Greg 1990  
 Hunt, Herbie 1951-52-53  
 Hunter, David 1968-69-70  
 Hunter, Ivy Joe 1986-87-88  
 Hurst, John 1942  
 Hutcheson, F.M. 1900  
 Hutchinson, Tom 1960-61-62  
 Hutton, Justin 2002  
 Huzzie, Qua 2010  
 Hyde, Jacob 2016-17  
 Hypolite, Trevor 1994  
 Hytchye, Jaleel 2013

**I**  
 Ignarski, John 1949-50-51  
 Ilari, John 1955  
 Ishmael, Charles 1938-39-40

**J**  
 Jackowski, Ralph 1937-38  
 Jackson, Brandon 1994-95  
 Jackson, Charles 1980  
**Jackson, D'Eryk 2020-21-22-23**  
 Jackson, Drake 2017-18-19-20  
 Jackson, Elmer 1962  
 Jackson, Gordon 1982-83-84  
 Jackson, Larry 1990-91  
 Jackson, Rodney 1989-90  
 Jackson, Wesley 1991-92-93  
 Jacobs, Bill 1933  
 Jacobs, Cam 1982-83-84  
 Jacobs, Chris 1978-79-80  
 Jacobs, Ed 1938-39-40  
 Jacobs, Gus 1998, 2001  
 Jacobs, Joe 1967,69  
 Jacobs, Mark 1995-96-97-98  
 Jaffe, Richard 1976-77-78-79  
 Jamerson, Wilbur  
 1947-48-49-50  
 James, Pat 1948-49-50  
 Janes, Ernest 1932-33-34  
 Jansen, Bill 1966  
 Jardine, Richard 1975,77-78  
 Jarmon, Jeremy 2006-07-08  
 Jean, Jack 1933  
 Jefferson, Ramon 2023  
 Jeffries, Justin 2006-07-08-09  
 Jenkins, A.L. 1905  
 Jenkins, Bill 1962-63-64  
 Jenkins, D'Andre' 1992  
 Jenkins, Marcus 1992-93  
 Jenkins, Paul 1925-26-27  
 Jenkins, Randy 1980-81-82-83  
 Jenkins, Vrentrell 2005-06-07-08  
 Jett, Charles 1900-01

Jirschele, Don 1951  
 Jobe, Bill 1933-34  
 Johns, Jimmy 1957-58-59  
 Johnson, Ben 1980-81-82  
 Johnson, Bert 1934-35-36  
 Johnson, Brian 1995-96-97  
 Johnson, Christian  
 2005-06-07, 09  
 Johnson, Clyde 1940-41-42  
 Johnson, Cory (C.J.) 2014-15  
 Johnson, David 1985-86-87-88  
 Johnson, David  
 1998, 2000-01-02  
 Johnson, Dennis 2004  
 Johnson, Dennis 1998-99-2001  
 Johnson, Derrick 1998, 2000-01  
 Johnson, Dick 1892  
 Johnson, Ellis 1930-31-32  
 Johnson, Garrett 2014-15-16-17  
 Johnson, Harry 1961  
 Johnson, J.E.C. 1904,10-11-12  
 Johnson, J.P. 1900  
 Johnson, Jabari 2012, 14-15  
 Johnson, Jack 1897  
 Johnson, Ken 1991-92  
 Johnson, Kurt 1989-90-91-92  
 Johnson, Lonnie 2017-18  
 Johnson, Marshall, Mgr. 1962  
 Johnson, Marius, Mgr. 1899  
 Johnson, Martez 1998, 2000-01  
 Johnson, Melvin 1991-92-93-94  
 Johnson, Micah 2006-07-08-09  
 Johnson, Oliver 1928-29-30  
 Johnson, Percy, Mgr. 1931  
 Johnson, Ronald (Rock)  
 2002-03-04  
 Johnson, Stephen 2016-17  
 Johnson, Steve 2006-07  
 Johnson, Tristian 2010-11-12-13  
 Johnson, Vern 1983-84-85  
 Johnson, Wes 2020  
 Johnson, W.T. 1908-09  
 Johnson, William 2009  
 Johnson, Zach 2019-20-21  
 Johnston, William T., Mgr. 1931  
 Jolly, J.B. 1893-94  
 Jones, Alfred 1988-89  
 Jones, Barry 1992-93-94-95  
 Jones, Bob 1968-69-70  
 Jones, Charles Jr. 1939-40-41  
 Jones, Chris 1979-80  
 Jones, Chuck 1976,78-79-80  
 Jones, Cody 2011, 13  
 Jones, David 2005-06-07-08  
 Jones, E.J. 2010  
 Jones, Harry 1950-51-52  
 Jones, Jacques 2021-22  
 Jones, Jordan 2015-16-17-18  
 Jones, Johnny 1983  
 Jones, Larry 1950-51-52  
 Jones, Micah 2004  
 Jones, Mike 1988  
 Jones, Paul 1949,51  
 Jones, Pookie 1991-92-93  
 Jones, Raymond 1993  
 Jones, Robert 1997  
 Jones, Roscoe 1942,46-47  
 Jones, Tim 1984-85-86-87  
 Jones, Tom 1899  
 Jones, Wallace 1945-46-47-48  
 Joseph, Kelvin 2020  
 Joyce, Marty 1967-68  
 Julette, Samuel 1939  
 Jurgens, John 1960-61

**K**

Kalb, Matt 1992  
 Kamphake, Mike  
 1998, 2000-01-02  
**Kattus, Josh 2022-23**  
 Kane, Adam 1994  
 Karem, Paul 1972  
 Karish, Ken 1976  
 Karibo, Lou 1952-53  
 Katzenbach, George 1966-67-68  
 Kearns, Kevin 1979-80  
 Kearns, Tom 1977-78-79  
 Keene, Mark 1977-78  
 Kehoe, John 1898-99-1900-01  
 Kelley, Braxton 2005-06-07-08  
 Kelly, Anthony 1998-99-2000-01  
 Kelly, E.E. 1915,18-19  
 Kelly, Eric 1997-98-99-2000  
 Kelly, Henry 1933  
 Kelly, John (Shipwreck)  
 1929-30-31  
 Kelly, Kevin 1977-78  
 Kelly, Tom 1895-96  
 Kemp, Jojo 2013-14-15-16  
 Kemper, Priest 1903-04-05  
 Kendall, Ryan 2017  
 Kendrick, Anthony 2010-11, 13  
 Kennard, Jim 1946  
 Kent, George 1944  
 Kercheval, Ralph 1931-32-33  
 Kerrick, Felix, Mgr. 1895  
 Kessler, Kris 2006  
 Kestner, Rick 1963-64-65  
**Key, Dane 2022-23**  
 Key, Donte' 1992-93-94-95  
 Keyes, Howard 1964-65  
 Kidd, A.S. 1896  
 Kiefer, Steve 1954-55  
 Kimmel, Charles, Trn. 1975  
 Kincer, Bill 1941  
 King, Alex 2018  
 King, Doyle 1967-68-69  
 King, Kenneth 1921,24-25  
 King, Kenny 1970-71-72  
 King, La'Rod 2009-10-11-12  
 King, Lawson 1955  
 King, Shane 1991  
 King, Sihiem 2015-16-17-18  
 King, T.E. 1896  
 King, Vic 1967-68  
 Kinnard, Darian 2018-19-20-21  
 Kinne, Howard 1915-16  
 Kipping, Bob 1930-31  
 Kirchbaum, Kelly 1975-76-77-78  
 Kirk, Harry 1951-52-53-54  
 Kirk, Tom 1971  
 Kirkendall, Jim 1927  
 Kirn, Ted 1951  
 Kirschner, Frank 1970-71  
 Kirwan, Ab 1923-24-25  
 Klein, Jerry 1982-83  
 Klein, Norman 1944,46-47-48  
 Klein, Sam 1944  
 Klinect, Randy 1977  
 Klope, Eric 2004  
 Knox, Mike 1989  
 Knutson, Gary 1970-71-72  
 Koch, Joe 1952-53-54  
 Koger, Cedric 2004-05  
 Komara, Jim 1962-63,65  
 Koon, Steve 1967-68  
 Kosid, Bob 1962-63  
 Kosteink, Tom 1975  
 Kotar, Doug 1971-72-73  
 Kovach, Jim 1974-75-76,78



Kremer, Jeff 1984-85-86-87	Looney, Pat, Mgr. 1966	Mathers, Albert 1907	Meadors, G.C. 1911
Kreuter, Howard 1931-32-33	Lopez, Luis 1977,79	Matthews, A.M. 1907	Meadows, Kyle 2014-15-16-17
Kuhn, Charlie 1941-42	Lorenzen, Jared 2000-01-02-03	Matthews, Chris 2009-10	Meagher, Tim 1973
Kuhn, Dave 1953-54-55-56	Love, Courtney 2016-17	Matthews, Jack 1968-69	Meant, Regie 2014-15
Kunkel, Greg 1986-87	Love, Marvin 1997-98	Matthews, Jody 1980-90-91-92	Meaux, Venus 1978, 80-81
Kunkle, Dennis 1958	<b>Lovett, Jordan 2022-23</b>	<b>Matthews, Noah 2023</b>	Meck, Mike 1970-71
Kurachek, Pete 1937	Lowery, Ashely 2011-12-13-14	Mattingly, R.E., Mgr. 1912	Meece, Mike 1988-89-90
Kypriss, Mike 1973	Lowry, Neil 1952-53-54	Maust, Eric 1987	Meek, Omri 1991-92
<b>L</b>	Lowry, R.A., Mgr. 1909	Maxwell, Sam 2006-07-08-09	Meeks, Gene 1942,46
Lahr, Greg 1988-89-90-91	Lucas, Matt 1983-84-85-86	Mayfield, Clarkie 1960-61-62	Meers, David 1980-81-82
Lair, Matt 1946-47	Luck, Dustin 2009	Mayes, Tony 1983-84-85-86	Megill, Hilton, Mgr. 1903
Lancaster, Victor 1976	Lukawski, Chet 1950-51	Maynard, T.J. 1991-92	Meihaus, Johnny 1948
Lane, Hayden 2003-04-05-06	Lumley, Dan 2002	Mayo, Jim 1952	Meilinger, Steve 1951-52-53
Lane, Morris 1999-2000-01-02	Lumpkin, Ricky 2007-08-09-10	Mazza, Steve 1982-83-84-85	Meiners, Mike 1988-89
Lanefski, Jake 2008-09-10-11	Luther, Bill 1931-32	Mazzella, Joel 1988-89-90	Meisner, Greg 2009-10
Lange, Ken 1986	Lutz, Ken 1955	McAtee, Robbie 2007-08	Melillo, Nick 2009-10-11
Langenkamp, Steve 1991	Lyle, Ernest 1898	McCall, Marquan 2018-19-20-21	Meniffee, John N. 1903
Langford, Cale 1992-93	Lyle, Joel 1893, Mgr. 1894-95	McCaskill, Gene 2008-09, 11-12	Meyer, Todd 1988
Lanter, Cole 2023	Lyons, Dave 1980-81-82	McCauley, Gates, Mgr. 1935	Meyer, V.A. 1929-30, 32
Lanxter, Kyrus 2007-08-09	Lyons Sr., Dicky 1966-67-68	McClain, Blake 2013-14-15-16	Meyers, Ramsey 2014-15-16
Lassiter, W.A. 1895	Lyons Jr., Dicky 2004, 06-07-08	McClain, JuTahn 2020-21-22-23	Michaels, Lou 1955-56-57
Lauer, Robert Jr., Mgr. 1928	Lyons, Les 1970	McClellan, Eugene 1990	Mickelsen, Lance 1997-98
Lavin, Bobby 1919-20-21	<b>M</b>	McClellan, George 1967	Middleton, Adrian 2015-18
Lawson, Cliff 1949-50-51	Mabry, Dick 1957	McClelland, Kevin	Mielsch, Trey 2002-03-04-05
Layow, Matt 1997-98-99-2000	Mabry, Mikhail 2005, 07-08-09	1980-81-82-83	Miggins, Courtney 2015-16
Leary, Devin 2023	Machel, Rich 1964-65-66	McClendon, Charlie 1949-50	Milburn, Frank 1899-1900
Ledford, Rich 1985	Mack, Ron 1985-86-87-88	McClinton, Marcus	Miles, Jim 1964-65
Lee, Bobby 1961	MackGinnis, Austin	2004, 06-07-08	Miller, Aaron 2004
Lee, Daniel 1990	2014-15-16-17	McClure, Ulysses A. 1901	Miller, Darrin 2011-12-13-14
Lee, Lawrence 1981-82-83	Mackenzie, Jim 1949-50-51	McClurg, Charles 1934-35	Miller, Jim 1932-12
Leet, Jared 2012-13-14	Maddox, John 1982	McCollum, Jim 1971-72-73	Miller, J.F. 1957-58
Leger, Jason 2004-05-06-07	Maddox, F.M. 1902-03	McCool, Frank 1934-35	Miller, Leonard 1927
Legrand III, Jerry 1999	Maddox, Roy 1898	McCord, Quentin	Miller, Sylvester (Big Kat)
Legree, A.J. 2012-13	Maggard, Freddie 1989-90-91	1996, 1998-99-2000	2001-02-03
LeMaster, Frank 1971-72-73	Magwood, Chauncey 2021-22	McCord, Shane 2007-08-09-10	Mills, Bradley 1952-53-54-55
Lentz, Matt 2008-09-10	Mahan, Pete 1904-05	McCorum, Henry, Mgr. 1934	Mills, Lamar 2003-04-05-06
Leonoff, Juha 1993	Mahone, Jerquavion 2019-20	McCree, Marlon	Mills, Tony 1987
Leskovar, Bill 1949-50-51	Mahone, Will 2017	1997-98-99-2000	Mingus, Jerry 1952
Lesniewski, Brandon 2002	Major, Marvin 1995, 97-98	McCrimmon, Larry 1978,80	Missick, Tony 1988-89
Lett, Jim 1970	Makin, Raynard 1968-69-70	McCubbin, Bill 1937-38-39	Mitchell, Billy 1954-55-56
Levis, Will 2021-22	Malloy, Tom 2001	McCune, Jesse 1944	Mitchell, Bill 1941
Lewellen, Jacob 2011	Maloney, William 1925	McCutchan, Matt 2004-05-06	Mitchell, Dick 1952-53-54
Lewis, Chris 2022	Manchester, Rob 1992-93-94-95	McDaniel, K.D. 2020-21	Mitchell, Jim 1968-69-70
Lewis, Dominic 2005-06-07	Mangas, Robert 1980-81-82	McDaniels, Frank 1979	Mitchell, Kevin 2010-11-12-13
Lewis, Ernie 1972-73-74	Manning, Tashawn 2022	McDermott, Lloyd 1947-48-49	Mitchell, Scott 2004-05
Lewis, Jim 1907	Mansour, Joseph 2010-11-12-13	McDermott, Luke 2010-11	Mobley, Dyshawn 2012-13
Lewis, Melvin 2014-15	Manzonelli, Tony 1964-65	McDevitt, James 2011	Mobley, Phil 1978
Lewis, Nick 2019-20	Maragas, Rocco 2006	McDonald, Louis 1944-45	Moffett, Tony 1971
Lewis, Rahsaan 2021-22	Marchman, Maurice 2003-04	McDonald, Tim 1981	Mohney, Gayle 1925-26-27
Lidvall, Ned 1972-73-74	Marchum, John 1972	McDuffen, Malcolm 2011-12-13	Moitis, Dave 1975
Liening, Jonas 1995-96-97	Margavage, Dave 1971-72-73	McDuffie, Kyle 2000	Molls, Andy 1979-80-81-82
Lightcap, Jeff 1974	Markem, Dave 1969	McElroy, Otho 1929	Moloney, Dick 1952-53-54-55
Ligon, Patrick 2012-13	Marks, Marty 1972-73	McFarland, Bill 1923	Montgomery, Alex 2013, 15
Lindley, Trevard 2006-07-08-09	Marrillia, Carl 1977-78-79	McGee, Hilton 1902-03	Montgomery, Bob 1931-32
Lindon, Bob 1957-58	Martin, Dick 1947-48-49-50	McGinnis, Lawrence 1930	Montgomery, George
Lindon, Luke 1937,39	Martin, Doug 1981-82-83-84	McGonagle, Paul 1997-98	1903-04-05
Little, Dwight 1965-66-67	Martin, Givens (Doc) 1922-23	McGowan, Jared 2002	Montgomery, S.C. 1924
Little, Jim 1944	Martin, Jack, Mgr. 1957	McGrath, Ben 2005-06	Moore, Don 1957
Little, Rafael 2004-05-06-07	Martin, John 1959	McGraw, Mike 1964-65-66	Moore, Ellery 2001-02-03-04
Little, Tom 1944	Martin, Keith 1981-82-83	McIlvaine, Ernest 1915-16	Moore, Marty 1990-91-92-93
Living, Bill 1956-57-58	Martin, L. Wynn	McIntosh, Craig 2009-10-11-12	Moore, Roger 1918
Locke, Derrick 2007-08-09-10	1897-98-99-1900-01	McKay, James 1972	Moore, Shomari 2005-06-07-08
Lofton, Billy 1992-93	Martin, Mike 1975-76-77	McKee, N.T. 1901	Moraja, Joe 1961
Logan, Derick 1996	Martin, Paul 1968-69-70	McKinley, Mike 2002	Morgan, George, Mgr. 1895
Logan, Emmett 1906	Martin, Tremayne 1996-97	McKinney, Walter 1904-05-06	Morris, Larry 1998
Logan, John 2004-05	Marzan, Henry 1980	McKinniss, Grant 2016, 18-19	Morris, Tom 1969-70-71
Logan, Marc 1984-85-86	Mason, Chester 1938	McLaurin, Raymond	Morris, Waymond 1957-58
Logan, Phil 1987-88-89-90	Mason, Kelly 2012-15	1993-94-95-96	Moseley, Bill 1942,46-47
Lokesak, Jim 1979	Mason, Max 1951	McLean, Grandison, Mgr. 1924	Moseley, Doug 1949-50-51
Lombard, Dick, Mgr. 1958	Mason, Norman 1996	McLean, Price 1923	Mosely, Quandre 2019-20-21
Long, Darryl 2015	Massey, George 1996-97-98-99	McMillan, Dan 1984-85	Mosier, Cole 2014-15-16-17
Long, Greg 1979-80-81	Massey, Tony 1986-87-88-89	McMillan, Norris 1933-34-35	Mosley, Anthony 2009-10-11
Long, Jim 1934-35	Massie, Rick 1981-82-83	McPherson, Martin 2007	Moss, Austin 2006-07-08
Longacre, Courtney 1990	Masthay, Tim 2005-06-07-08	McVeigh, John 1981-82	Mossakowski, Ryan 2010
Looney, Kordell 2017-18-19	Mastracchio, P.J. 1992	McWilson, Marcus	Motley, Greg 1978-79-80
		2013-14-15-16	Moushey, Charles 2016-17





Mueller, Dickie 1958-59-60  
 Muench, Rick 1969-70-71  
 Mullins, Basil 1963,65-66  
 Mullins, Noah 1939-40-41  
 Mumme, Matt 1998  
 Murgita, Steve 1972-73-74  
 Murphree, Edger V.  
 1916-17-18-19-20  
 Murphy, Billy Joe 2008-09-10-11  
 Murphy, Brian 2010  
 Murphy, Gerard 1963-64-65  
 Murphy, O.B. 1932-33  
 Murphy, Ryan 1997, 99-2000  
 Murphy, Sean 2006-07  
 Murray, Andy 1986-87-88-89  
 Murray, Darren 1992-93  
 Murray, Robert 1973,76-77  
 Mutchler, John 1960-61  
 Muth, Albert 1919  
 Myer, Vernon 1929-30,32  
 Myers, Art 1972-73-74  
 Myers, Brad 1984-85-86-87  
 Myers, Gene 1934-35-36  
 Myers, Zach 2015-16

**N**

Nalty, William 2020-21-22  
 Nance, A. J. 2006-07-08-09  
 Neal, Dan 1971-72  
 Neal, Guy 1984-85-86  
 Neloms, Martavius  
 2009-10-11-12  
 Nelson, Jeff 1986,88  
 Nesbit, J.C., Mgr. 1904-05  
 Netoskie, Don 1953-54-55-56  
 Netoskie, John 1949-50-51  
 Neuss, Matt 1993-94  
 Nevels, Jordan 2007  
 Nevers, Stanley 1934-35-36  
 Newton, Morgan 2009-10-11-12  
 Nicholas, Homer 1936  
 Nicholson, John, Mgr. 1971  
 Nickels, Nicky 1993-94  
 Noble, Alvin 2000  
 Noble, Will 2002  
 Nocht, John 1973-74, 76  
 Nord, Greg 1975, 77-78  
 Nord, Mike 1988-89  
 Norton, Rick 1963-64-65  
 Nowack, Oval 1928  
 Nuerge, Don 1959-60  
 Nuttall, John 1894  
 Nuzum, Rick 1972-73-74

**O**

Oats, Chris 2018-19, 2022  
 O'Brien, Doug 1961  
 O'Bryant, Kristofer 2012  
 Odilivak, Nick 1947-48-49  
 O'Ferral, Antonio  
 1992-93-94-95  
 Ogletree, Eric 2002, 04  
 Olah, Arperd 1933, 35  
 O'Leary, Ken 1971-72  
 Oliver, Bryce 2019-20  
 O'Neal, Jimmie 1987  
 Oninku, Nii Adjai 2005-06, 08  
 Orr, Joe 1935  
 Orr, William 1999  
**Oxendine, Octavius**  
**2020-21-22-23**  
 O'Toole, Tim 1977  
 Ott, Issac 1926  
 Owen, Oweney, Mgr. 1969  
 Owens, Dallas 1974-75-76-77

**P**

Pack, Roger 1954-55-56  
 Page, Chris 1992-93  
 Page, Greg 1967  
 Page, Neil 1990-91-92  
 Pakulak, Glenn 2000-01-02  
 Palmer, Bob 1938-39-40  
 Palmer, Dick 1967-68-69  
 Panton, Matt 2017  
 Paolone, Ralph 1952-53  
 Parada, Alex 1937  
 Parilli, Vito (Babe) 1949-50-51  
 Paris, Jamil 2006-07  
 Park, Jim 1911,13-14  
 Park, Smith, Mgr. 1919  
 Parker, Gerard 2001-02-03-04  
 Parker, Sam 1900  
 Parker, Steve 1972-73-74  
 Parks, David 1991-92-93  
 Parks, Frank, Mgr. 1942  
 Parks, Henry 1978,80-81  
 Parr, Allen 1940-41-42  
 Parrish, Doug 1932-33  
 Parrish, Josh 1998-99-2000-01  
 Parrish, Steve 1969-70  
 Parrott, Jim 1944  
 Parsons, B. Jay 2004-05  
 Paschal, Josh 2017-18-19-20-21  
 Paschal, TraVaughn 2012-13-14  
 Paslick, Mark 1982-83  
 Patton, Adrian 1998  
 Paul, Henry 1944-45  
 Paullin, Frank 1905-06  
 Pavlovich, Bernie 1945  
 Payne, J. Hamilton 1907  
 Peak, Bart 1915  
 Pelayo, Ernie 2005  
 Pelfrey, Doug 1990-91-92  
 Pence, Jim 1925-26-27  
 Pennington, Martin  
 1985-86-87-88  
 Perdue, Greg 2001-02  
 Perkins, W.H., Mgr. 1900  
 Perry, Clay 2021-22  
 Perry, Mark 1999-2000  
 Perry, Todd 1989-90-91-92  
 Pesuit, Wally 1973-74-75  
 Peters, Corey 2006-07-08-09  
 Petersen, Scott 1977-78-79  
 Petkovsek, Larry 1976-77-78  
 Petrie, Charles 1914  
 Petty, Tom 1979-80-81-82  
 Peurach, Ted 1978  
 Pfeifer, Mike 1986-87-88-89  
 Phaneuf, Al 1966-67  
 Phelps, Don 1946-47,49  
 Phillippi, Kent 1979  
 Phillips, Andru 2021-22-23  
 Phillips, Bob 1954-55  
 Phillips, Carlos 1989  
 Phillips, Hal 1945  
 Phillips, Joe 1981-82-83-84  
 Phillips, Randy 1938  
 Phillips, Reese 2014-15  
 Phillips, Stephan 1972  
 Phillips, Steven 1989-90  
 Philpot, O.E. 1954-55  
 Phipps, Frank 1925-26-27  
 Phipps, Jack 1929-30-31  
 Phipps, Tom 1929-30  
 Pickard, Brian 2002  
 Pickett, Phil 1962  
 Piccoro, Jeff 1984  
 Pietrowiak, Ken 1984-85  
 Pinner, Artose 1999-2000-01-02

Pipkin, Jabbar 1992  
 Pitts, Eric 1983-84-85-86  
 Pierce, John 1974-75-76  
 Platt, Joe 1952-53  
 Plummer, George 1909  
 Poore, Chance 2019-20-21-22-23  
 Pope, Bob 1948-49-50  
 Portela, Juan 1979  
 Porter, Patrick 1990  
 Porter, Ray 1947-48-49  
 Porterfield, Don 1968-69-70  
 Portis, Don 1982-83  
 Portwood, Al 1926-27-28  
 Portwood, Henry 1924  
 Portwood, William 1941  
 Post, Shelby 1908  
 Postel, Chuck 1978  
 Potter, Derek 1966-67  
 Potter, Lexie 1935-36  
 Potter, Sam 1934-35  
 Pottinger, Sam, Mgr. 1892  
 Poulton, Chris 1979  
 Powers, Archie 1955-56-57  
 Powers, Travis 1990-91-92  
 Poynter, Jimmy 1959-60  
 Preston, Leonard 1946-47  
 Prewitt, Ryan 1995  
 Pribble, Birkett 1919-20-21-22  
 Pribble, Holton 1932,34  
 Price, E.J. 2018  
 Pride, J.T. 1902-03  
 Priestner, Jerrell 2010  
 Prince, Joe 1983-84-85-86  
 Pringle, Naquez 2016-17  
 Pritchard, Bob 1933-34,36  
 Proffitt, Jim 1951-52-53  
 Pryor, Myron 2005-06-07-08  
 Pulley, Curtis 2005-06  
 Puntillo, John 1971  
 Purdie, Aaron 1991-92-93-94  
 Pursell, Dave 1968-69-70  
 Pyatt, Brad 1999, 2001

**Q**

Quinn, Cody 2012-15

**R**

Rader, John 1997-98-99-2000  
 Raelchie, Chester, Mgr. 1939  
 Ramey, James 1975-76-77-78  
 Rampulla, John 1961  
 Ramsey, Derrick 1975-76-77  
 Ramsey, Dell 1920-21-22-23  
 Rancifer, Demarius 2012  
 Randolph, Kendall  
 2014-15-16-17  
 Ranieri, Tom 1972,74-75  
 Ransdell, Bill 1959-60-61  
 Ransdell, Billy 1983-84-85-86  
 Ratliff, Jewell 2010  
 Ratliffe, Clark 1952  
 Rawls, Alfred 1988-89  
 Ray, Babe 1945  
**Ray, Dylan 2023**  
 Rayburn, Scott 1990  
**Rayner, Daveren 2023**  
**Raynor, Alex 2023**  
 Raynor, Keith 1967  
 Reader, Jim 1959-60  
 Redd, Donnie 1991-92-93-94  
 Redmond, Harry 1893  
 Reed, Elijah, 2023  
 Reed, Jim 1970-71-72  
 Reed, Tom, Mgr. 1972  
 Reedy, Chris 1990-91  
 Reese, A.S. 1896-97-98-99

Reese, Jerry 1984-85-86-87  
 Reese, Samuel 1897-98-99-1900  
 Reese, Tim 1986  
 Reeves, Corey 1991-92-93-94  
 Reichwein, James  
 1982-83-84-85  
 Reid, Kareem 2003  
 Reid, Walter 1938-39-40  
 Renuart, William 1993  
 Reyes, Kent 1973  
 Rhodemyre, Jay 1942,46-47  
 Rhyne, Dan, Mgr. 1959  
 Riazzi, Matt 1990-91-92-93  
 Rice, Cartier 2009-10-11-12  
 Rice, Chuck 1920,22-23  
 Rice, Dennis 1946  
 Rice, Guy 1899  
 Rice, William H. 1922,24-25  
 Rich, Barry 1991-92-93  
 Richards, Dick 1929-30-31  
 Richardson, Clyde 1962-63  
 Richardson, Tavin 2016-17-18  
 Richey, Adam 2005-06  
 Richey, Tom 1983-84-85  
 Richmond, Ty 1980-81  
 Riddle, Ches. 1973,75-76  
 Riddle, Craig 1917-18  
 Riddle, Mike 1998  
 Rider, Jim 1984-85  
 Ridge, Don 1946-47  
 Rigg, Justin 2017-18-19-20-21  
 Riley, Ronnie  
 1998-99-2000, 2002  
 Riverio, Dan 1961  
 Roark, Ken 1978-79-80  
 Roark, Matt 2008-09-10-11  
 Roberts, Craig 1976-77-78  
 Roberts, Ronnie 1965-66-67  
 Roberts, H.B. 1893  
 Roberts, V.D. 1904  
 Robertson, Dewayne  
 2000-01-02  
 Robertson, Kenny 1955-56-57  
 Robinson, Davonte  
 2017-18, 2020-21  
 Robinson, Demarco  
 2011-12-13-14  
 Robinson, Don 1990-91-92-93  
 Robinson, Jimmy 1997-98, 2000  
 Robinson, John  
 1999-2000-01-02  
 Robinson, Jordan 2023  
 Robinson, Mike 1985, 87  
 Robinson, Mike 2001  
 Robinson, Ron 1986-87-88-89  
 Robinson, Tayvion 2022-23  
 Robinson, Tom, Mgr. 1913  
 Robinson, Tyler 2010-11-12-13  
 Robinson, Vincent 1935-36-37  
 Robinson, Wan'Dale 2021  
 Rodes, J.W. 1904-05  
 Rodes, Pete 1907-08  
 Rodes, Waller 1902,04-05  
 Rodes, Wm. (Black Doc)  
 1915-16  
 Rodes, Wm. (Red Doc)  
 1909,11-12  
 Rodgers, Tom 1958-59-60  
 Rodriguez, Chris 2019-20-21-22  
 Rodriguez, Paul 2023  
 Roe, Don 1980-81-82  
 Rogers, Harry 1949-50  
 Rogers, Justin 2020-21-22  
 Roller, David 1968-69-70  
 Rollins, Jason 2001-02-03-04  
 Rork, Ernest 1915



- Rose, A.J. 2017-18-19-20  
 Rose, Conrad 1928-29-30  
 Rosenthal, Dare 2021  
 Ross, John 1925-26  
 Ross, Kayaune 2017  
 Rotella, Sam 1985-86  
 Roth, Abe 1912-13-14  
 Rotunno, Tony 1944  
 Routt, G.C. 1907-08-09  
 Rubin, Don 1992  
 Rucks, Frank 1968-69  
 Rudd, O.T. 1951  
 Rudolph, Clyde 1991-92-93-94  
 Rueff, Gerald, Mgr. 1968  
 Ruffolo, Matt 2019-20-21-22  
 Rumph, Donte 2010-11-12-13  
 Rupert, Joe 1932-33-34  
 Rush, Leonard 1966,68  
 Rushing, Dick 1952-53-54  
 Rusk, Reggie 1994-95  
 Russell, Donald 2009-10  
 Russell, James R. 1921-22-23  
 Ruth, Clint 2000, 2002-03-04  
 Ryan, Andy 1979-80  
**Rybka, Tre'Vonn 2021-22-23**
- S**
- Sabatino, Don 1983-84  
 Sadler, Frank, Mgr. 1946-47  
 Sagaille, Claude 2001-02-03-04  
 Saifullah, Muhammad 2013  
 Salsbery, Harold, Mgr. 1970  
 Samuel, Marc 1997, 99  
 Samuels, Terry 1990-91-92-93  
 Sanders, Brandon 2000  
 Sanders, Curtis 1921-22-23-24  
 Sanders, Curtis Jr., Mgr. 1945  
 Sanders, Raymond  
 2010-11-12-13  
 Sanford, Kio 1994-95-96-97  
 Sargent, Tyler 2010  
 Sauer, Curtis 1923-24  
 Sauerbry, Bruce 1970-71  
 Saunders, Francis 1944  
 Saunders, Hugh 1903  
**Saunders, Kahliil 2022-23**  
 Saylor, Jamie 2003  
 Saylor, Unis, Mgr. 1948-49  
 Scaldaferrri, Stephen 2000  
 Schaffnit, Bill 1948-49-50  
 Schellenberger, Mike  
 1993-94-95-96  
 Schenk, Jim 1952-53  
 Schifler, Charles 1941  
 Schilling, F.A. 1912  
 Schlarman, John 1994-95-96-97  
 Schlegel, Drew 2018-19  
 Schlegel, Mike 1992-93-94-95  
 Schlegle, George 1941  
 Schneider, Matt 1998-99  
 Schnellenberger, Howard  
 1952-53-54-55  
 Schoenbaechler, Steve 1972  
 Schollett, Frank 1957-58-59  
 Scholtz, Herman  
 1898,1900-01-02  
 Schornick, John 1965  
 Schrader, C.C. 1912-13-14-15  
 Schrecker, Dennis 1961  
 Schrecker, Ray 1959  
 Schroeder, Scott 1979-80,82-83  
 Schu, Wilbur 1944  
 Schuler, Joe 2004-05-06  
 Schulte, Ray 1925-26  
 Schwindel, Michael 2006-07-08  
 Scott, Bill 1960
- Scott, Brian 1992  
 Scott, Brian 2006  
 Scott, Chad 2000  
 Scott, Eric 2004-05-06-07  
 Scott, George 1893  
 Scott, Hershel 1912-13-14  
 Scott, John 1893  
 Scott, Phil 1938-39-40  
 Scott, Steve 1969  
 Scott, Wellington 1899-1900-01  
 Scott, William Paul 1926  
 Scruggs, Bernie 1969-70-71  
 Seale, Frank 1930-31-32  
 Searcy, Tom 1972  
 See, Dale 1990-91  
 Seiber, Lones 2006-07-08-09  
 Seiple, Larry 1964-65-66  
 Seitz, Nick 2000-01-02-03  
 Sellers, Mark 1987-88  
 Semary, Vince 1962-63  
 Sengel, George 1942,46-47  
 Serini, Wash 1944-45-46-47  
 Server, Jim 1915,19-20-21  
 Servino, Chuck 1977  
 Settle, Ed 1964  
 Settles, Barry, Mgr. 1972  
 Settles, Pat, Mgr. 1970  
 Severs, Roscoe 1897-98  
 Sexton, Doug 1972  
 Sexton, Gary 1984-85  
 Sexton, Tyler 2006-07-08  
 Shadowen, Todd 1980-81-82  
 Shadowen, Leon 1978-79  
 Shahid, Cary 1967-68-69  
 Shahid, Salim 1990-91-93  
 Shanklin, Arthur 1917-18-19-20  
 Shanklin, Eugene 1933  
 Shanklin, George 1907-08-09-10  
 Shanklin, Kendrick  
 1998-99-2000  
 Shannon, Hugh 1944-45  
 Shannon, John 1984-85-86-87  
 Shatto, Dick 1953  
 Shaw, Fred, Mgr. 1920  
 Shaw, Glenn 1957-58-59  
 Shehan, Bill 1988  
 Shehan, Bob 1992  
 Shelby, Joe 1908-09  
 Sheldon, F.M. 1905  
 Shelton, John 1924  
 Shelton, Keith 2002-03-04  
 Shepherd, Joe 1937-38-39  
 Sherman, Bob 1937  
 Sherwood, Adrian  
 1990-91-92-93  
 Shields, Ronnie 2011-12-13-14  
 Shively, Doug 1956-57-58  
 Short, J. Cleves 1894-95  
 Shuford, Brad 1990  
 Shumate, Casey 2004  
 Shurtleff, Bob 1983-84  
 Shutt, Mike 1978-79  
 Siddens, Tyler 1995-96-97  
 Siganos, Mike 1974-75-76-77  
**Silver, Keeshawn 2023**  
 Simmons, Eddie 1983  
 Simmons, Eric 2012-13  
 Simmons, Patrick 2011  
 Simms, Ernest 1999-2000-01-02  
 Simms, Jaysuma 1993-94-95-96  
 Simon, A.J. 1997-98-99  
 Simpson, Clay 1915-16  
 Simpson, Elmore 1935-36-37  
 Simpson, James 1991-92  
 Simpson, Miles 2011-12-13-14  
 Simpson, Sam 2011
- Simpson, Tommy 1960-61-62  
 Singleton, Ed 1973-74-75  
 Sinor, Don 1958-59-60  
 Sivinski, Brian 1993-94-95  
 Sixbery, Kip 1999-2000  
 Skaggs, Wendell 1935-36-37  
 Skinner, George 1930-31-32  
 Skur, Rollie 1976  
 Slade, D.D. 1897  
 Slates, Steve 1975-76  
 Slaton, Paul, Mgr. 1936  
 Slaydon, Travis 2005-06  
 Sloan, Paul 1957  
 Slusher, Brett 2018-19-20  
 Smith, Alfonso 2006-07-08-09  
 Smith, André 1996  
 Smith, Andy 1999  
 Smith, Bo 1988  
 Smith, Bo 2002-03, 05  
 Smith, Brad 1990-91  
 Smith, Calvin 1951  
 Smith, Chuck 1978-79-80  
 Smith, Dee 1986-87  
 Smith, Derek 1999-2000  
 Smith, D.P. 1892  
 Smith, Ed 1963  
 Smith, Frank 1924-25-26  
 Smith, George 1914  
 Smith, Giles 1964, Mgr. 1965  
 Smith, Grayson  
 1997-98-99-2000  
 Smith, Jeff 1981-82-83-84  
 Smith, Jim 1970, Mgr. 1972  
 Smith, Joe David 1964-65  
 Smith, Keidron 2022  
 Smith, Lamont 1994-95-96-97  
 Smith, Larry 1983-84-85-86  
 Smith, Leon 1993-94-95  
 Smith, Matt 2009-10-11-12  
 Smith, Maxwell 2011-12-13  
 Smith, Nigel 2001  
 Smith, Omar 1996, 99-2000  
 Smith, Reggie 1989-90-91-92  
 Smith, Sawyer 2019-20  
 Smith, Sean 1991  
 Smith, Shawn 1995-96  
 Smith, Sidney 1898  
 Smith, S.J. 1898  
 Smith, Taiedo 2008-09-10-11  
 Smith, Tim 1988  
 Smith, Za'Darius 2013-14  
 Smoke, Kavosiey 2019-20-21-22  
 Smolder, Ed 1974-75-76  
 Smotherman, Frank 1947  
 Smyth, Gerald 1979-80-81-82  
 Snardon, David 1992-93-94-95  
 Snedegar, Jeff 1996-97-98-99  
 Sneed, Ronnie 2008-09-10-11  
 Snell, Benny 2016-17-18  
 Spanish, Dan 1964-65-66  
 Spanton, W.A. 1901-02  
 Spears, Howell 1911  
 Spears, Larry 1938-39-40  
 Speedy, Jeff 1993-94-95  
 Spencer, B.W. 1902-03  
 Spencer, Chad 1996  
 Spencer, Howell 1901-02  
 Speyer, H.A. 1906  
 Spicer, Bill 1958  
 Spicer, Carey 1928-29-30  
 Spickard, Tom 1938-39  
 Sponheimer, Paul 1971,73-74  
 Sprowles, Justin 2002-03-04-05  
 Square, DeAndre  
 2018-19-20-21-22  
 St. John, C.P. 1903
- Stacey, Jim 1899  
 Stallings, Bunchy 2016-17-18  
 Stamps, A.J. 2014-15  
 Stanko, Ed 1964-65  
 Steckler, Dick, Mgr. 1959  
 Steele, Ron 1973  
 Steely, Sherman 1893  
 Stein, Matt 1983-84  
 Stenberg, Logan 2016-17-18-19  
 Stephan, Joe 1969-70-71  
 Stephens, David 1975,77-78  
 Stephens, Elmore 1971,73-74  
 Stephenson, E.A. 1923  
 Steuber, Jacob 2002-03  
 Stevenson, Anthony 2001-02  
 Steward, Gary 1960-61-62  
 Stewart, Anwar 1996-97, 99  
 Stewart, Rod 1975-76-77-78  
 Still, Art 1974-75-76-77  
 Stinson, Robert 1991-92-93-94  
 Stoll, Richard C. 1893-94  
 Stone, Earl 1906  
 Stone, Neville 1906-07  
 Stouffer, R.T. 1907  
 Stout, B.E.W., Mgr. 1908  
 Strange, Leo 1952-53-54-55  
 Straus, Charles L. 1897-98  
 Streck, Jeremy 1996-97-98  
 Strein, Rick 1979, 81  
 Strickland, Michael 2006  
 Strong, Max 2015  
 Strother, Jack, Mgr. 1932  
 Stuart, Joe 1954  
 Stubbs, Scott 1985,87  
 Stubbs, Stuart 1985  
 Sturgeon, Charles 1958-59-60  
 Sucurovic, Sevin 2002, 04  
 Sullivan, Roger 1991-92-93-94  
 Sullivan, Roger 1999  
 Summers, George 1927  
 Summer, G. 1906  
**Sumo-Karngbaye, Demie 2023**  
 Sumrall, Jon 2002-03-04  
 Supe, Kurt 1993-94-95-96  
 Sutak, John 1944  
 Swanson, Billy 1989-90  
 Swart, Jim 1964-65-66  
 Sweat, DeMarcus 2012  
 Swindle, Earl 1970-71-72  
 Swindle, Jordan 2012-15  
 Sword, Harvey 1971-72-73  
 Sydnor, Ed 1937
- T**
- Talamini, Bob 1957-58-59  
 Tamme, Jacob 2004-05-06-07  
 Tanner, Jeff 1993-94-95-96  
 Tatterson, John 1972-73-74  
 Tatum, Derrick 1999-2000-01-02  
 Taylor, Calvin 2017-18-19  
 Taylor, Harry 1941-42  
 Taylor, N.S. 1908  
 Taylor, Jim, Mgr. 1941  
 Terrill, Flanery 1928  
 Tesar, Jay, 1985,87-88  
 Thiesing, Bill 1909  
 Thomas, Antonio 2010  
 Thomas, Ben 1972-73-74  
 Thomas, Clevan 2017, 2019  
 Thomas, Derrick 1989-90-91  
 Thomas, Hobart 1944  
 Thomas, Jason 1995  
 Thomas, Jon 2011  
 Thomas, Kadeem (Pancho) 2012  
 Thomas, Mike 1989-90  
 Thomas, Ron 1978



Thomas, Smith 1903  
 Thompson, J.J. 1902  
 Thompson, Dan 1993  
 Thompson, David 1982-83-84  
 Thompson, Jim 1913-14-15  
 Thompson, Joe 1928-29  
 Thompson, John A. 1892  
 Thompson, Mark 1961  
 Thompson, Phil 1967-68-69  
 Thompson, W.D. 1919-20  
 Thornton, Anthony 2002-03-04  
 Thornton, David 1920  
 Threlkeld, Polk 1909-10  
 Throckmorton, Russ 2003-04  
 Thrower, Martez 2021-22-23  
 Thurmond, Brandon 2009  
 Tichenor, Bill 1933  
 Tiller, Fred 2012-15  
 Timmons, Ryan 2013-14-15-16  
 Tingle, Steve 1969  
 Tisdale, Travis 2020  
 Tisdale, Vito 2020-21  
 Todd, Jason 1992  
 Todd, Talbott 1963-64-65  
 Tolbert, Chris 1987-88-89-90  
 Tolston, Bill 1975,77-78  
 Tom, Adam 2004  
 Toth, Jon 2013-14-15-16  
 Toth, Louis 1928-29-30  
 Towles, Patrick 2012, 14-15  
 Townes, Fay, Mgr. 1915  
 Tracy, Bill 1937  
 Tracy, Len 1923-24-25  
 Trego, Steve 1987  
 Tribble, Cliff 1956-57-58  
 Triplett, Pete 1942  
 Trosper, Dave 1975-76-77  
 Trevathan, Danny  
 2008-09-10-11  
 Trimble, Dale 2011  
 Truman, Lee 1947-48-49  
 Tucci, Rich 1963-64-65  
 Tucker, James 1992-93-94-95  
 Tunstill, Jesse 1942, 45-46  
 Turituri, Fatu 2005-06  
 Turner, Herschel 1961-62-63  
 Turner, J.M. 1905  
 Turner, James D. 1894-95-96,98  
 Tuttle, William 1911-12-13  
 Tydlacka, Ryan 2008-09-10-11  
 Tyler, Dakotah 2010, 12-13

**U**

Ukwu, Collins 2009-10-11-12  
 Ulinski, Dave 2009  
 Ulinski, Harry 1946-47-48-49  
 Upshaw, Keaton 2019-20, 2022  
 Urbaniak, Cecil 1929-30-31  
 Urbaniak, Jim 1955-56-57

**V**

Valentine, Carrington 2020-21-22  
 Vance, Wendell 1949-50  
 VanMeter, Ben, Mgr. 1893-94  
 VanMeter, Dave 1969-70-71  
 VanMeter, Doug 1965-66-67  
 VanMeter, Emanuel 1924,26-27  
 Van Note, Jeff 1966-67-68  
 VanSickel, Nate 2002-03  
 Vanzant, Russell, Mgr. 1923  
 Vaughn, Charles 1959  
 Velotta, Mike 1984-85-86  
 Venable, Pete 1979,81  
 Verdonk, Bill 1994  
 Vires, Pete 1937-38  
 Vogt, John 1899-1900-01-02

Vorderbrueggen, John 1984

**W**

Waddle, Beverly 1926  
 Wade, Keaten 2022-23  
 Wadlington, Jim 1935,37  
 Wagner, Ahmad 2018-19  
 Wagner, Harry 1932  
 Wagner, Sheldon, 1933-34  
 Wajda, Anthony  
 1998-99-2000-01  
 Walker, Bobby 1954-55-56  
 Walker, Charles 2014-15-16-17  
 Walker, Charlie Bill 1941-42,46  
 Walker, Craig 1990-91-92  
**Walker, Deone 2022-23**  
 Walker, H.L. 1907  
 Walker, Harry 1932-33-34  
 Walker, Marcus 2016-17  
 Walker, W.G. 1917,19  
 Wallace, D.J. 1983-84  
 Wallace, Trevin 2021-22-23  
 Walter, Kit 1987  
 Walters, Stephan 1996-97-98  
 Walters, Tom 1927-28-29  
 Walz, Roger 1965-66  
 Wannamaker, Bill 1948-49-50  
 Ward, A.F. 1896  
 Ward, Chris 1993-94-95-96  
 Ward, Littleton 1994-95-96-97  
 Ward, Paul 1896  
 Ward, Sterling 1989-90-91-92  
 Ware, Denzil 2015-16-17  
 Warford, Larry 2009-10-11-12  
 Warford, Paul 2006-07, 09  
 Warren, Darrell (D.J.)  
 2011-12-13-14  
 Warring, Leo 1968, Mgr. 1969  
 Wathen, C. 1921  
 Watkins, George C. 1910-11  
 Watkins, Naasir 2018-19-20  
 Watson, Alan 1979-80-81-82  
 Watson, Anthony 1996-97  
 Watson, Cova, Mgr. 1921  
 Watson, Jamar 2017-18-19-20  
 Watts, Jason 1995-96-97  
**Weaver, J.J. 2020-21-22-23**  
 Weaver, Rufus 1893  
 Webb, Clayton 1948-49-50  
 Webb, Dick 1907,09-10  
 Webster, Mike 1997-98  
 Weihe, Jeff 1991  
 Weinman, Al, Mgr. 1950-51  
 Welch, John T. 1892  
 Weld, David 1967  
 Wells, Dean 1989-90-91-92  
 Wells, Emerson 1992  
 Wells, Patrick 2000  
 Wert, Charles 1925-26-27  
 Wesley, Lee 1996-97-98-99  
 West, Darius 2015-16-17-18  
 West, Zach 2012-15  
 Wester, Filmore 1996  
 Westry, Chris 2015-16-17-18  
 Wetta, Jim 1988  
 Whalen Jr., James 1997-98-99  
 Whayne, E.C. 1897-98  
 Wheary, Tom 1984-85  
 Wheeler, Bill 1953-54-55  
 Wheeler, Mark 1983-84-85-86  
 White, Anthony 1997-98-99  
 White, Durrell 2003-04-05-06  
 White, Jamal 1998-99-2000-01  
 White, Jermaine  
 1997-98, 2000-01  
 White, Oliver 1982-83-84

Whitlow, Jalen 2012-13  
 Whittinghill, H.R., Mgr. 1902  
 Wiggins, Patrick 1999-2000-01  
 Whittinghill, R.T. 1900  
 Wilburn, Bill 1942  
 Wilburn, Butch 1984-85-86-87  
 Wilder, Newell 1931  
 Wiley, Ed 1920  
 Wilhelm, Jim 1917,20  
 Willard, Miles 1951,53  
 Wilkins, Tom 1984-85-86  
 Wilks, Dean 1987-88-89-90  
 Willey, Rob 2002  
 Williams, Billy 1977-78  
 Williams, Brian 1982-83-84-85  
 Williams, Charles, Mgr. 1940  
 Williams, CoShik 2009-10-11-12  
 Williams, Delon 1911  
 Williams, Doug 1981  
 Williams, Duce 1990-91-92-93  
 Williams, Dustin 2002-03  
 Williams, Fred 1974-75, 77-78  
 Williams, Garry 2005-06-07-08  
 Williams, Howard 1928-29-30  
 Williams, James, Mgr. 1929  
 Williams, Jarrell 2005  
 Williams, Joel 2020-21  
 Williams, John 1898  
 Williams, Johnny 2005-06-07-08  
 Williams, Ken 1953  
 Williams, Michael 2007-08  
 Williams, Mike 2001-02-03-04  
 Williams, Moe 1993-94-95  
 Williams, Roger 2004-05-06-07  
 Williams, Stanley (Boom)  
 2014-15-16  
 Williams, Steve 1979-80-81-82  
 Williams, T.V. 2014  
 Williams, Trai 2003-04-05-06  
 Williamson, Avery  
 2010-11-12-13  
 Willim, John 1898  
 Willis, Gary 1990-91  
 Willis, Ken 1987-88-89  
 Willis, Nate 2013-14  
 Willis, Steve 1980  
 Willis, Tewayne 2003  
 Willoughby, Emmett 1938-39-40  
 Wills, W.C. 1902  
 Wilson, Cullen 1957-58-59  
 Wilson, Dick 1898, Mgr. 1901  
 Wilson, Earl 1977-78,80  
 Wilson, Felix 1977-78-79  
 Wilson, Greg 2008-09-10  
 Wilson, James M. 1906-07  
 Wilson, Kiyo 1993-94-95-96  
 Wilson, Marc 1996-97  
 Wilson, Murray 1906  
 Wilson, Quintin 2019-20-21-22  
 Wilson, Ridge 2009-10-11  
 Wilson, S.E. 1896  
 Wilson, Terry 2018-19-20  
 Wilson, W.B. 1910  
 Wilson, Warren 2001, 03-04  
 Wimberly, Greg 1980  
 Windsor, Bob 1965-66  
 Winkel, Bob 1974-75-76,78  
 Withrow, Calvin 1964-65-66  
 Witthuhn, Jeff 2014  
 Wixson, Bob Jr. 1969-70-71  
 Wodtke, Bob 1948  
 Wolf, Louis 1966-67-68  
 Wolfe, Mason 2017-18-19  
 Wolfe, Rod 1969  
 Wood, Clark 1940-41-42  
 Wood, DeMarcus 2002, 04

Wood, Hugh 1900,02-03-04  
 Wood, Kenny 1967  
 Woodcock, Jeff 1971-72-73  
 Wooddell, Harold 1949-50  
 Woodfork, Michael  
 1993-94-95-96  
 Woods, Greg 1973-74-75-76  
 Woods, John 1893-94-95  
 Woods, Tony 1995-96-97  
 Woods, Trevino 2010-11-12  
 Woodson, Andre'  
 2004-05-06-07  
 Woodson, Harry 1911-12-13  
 Woodyard, Wesley  
 2004-05-06-07  
 Woolum, Jerry 1960-61-62  
 Worley, Joe 1984-85-86-87  
 Wright, Eric 1993-94  
 Wright, Floyd 1914  
 Wright, Jordan 2018-19-20-21-22  
 Wright, La'Ve'll 2022  
 Wright, Luke 2017  
 Wright, Ralph 1929-30-31  
 Wright, Rich 1957-58-59  
 Wunder, Alex 1997  
 Wurtele, Ed C. 1902  
 Wyndham, Taylor  
 2009-10-11-12  
 Wyatt, Randy 1993-94

**Y**

Yarano, Don 1983-84-85-86  
 Yarutis, Leo 1942,46-47  
 Yates, George 1929-30-31  
 Yeast, Craig 1995-96-97-98  
 Yeomans, Tristan 2016-17-18  
 Yost, Roger 1944-45  
 Young, John 2021-22  
 Young, Lee 1980  
 Young, Landon 2016-17, 19-20  
 Young, Walter, Mgr. 1960  
 Yowarsky, Walt 1948-49-50

**Z**

Zampino, Al 1951,53,56  
 Zaranka, Ben 1947-48-49-50  
 Zerfoss, George 1919  
 Zerfoss, Karl 1913-14-15  
 Zerfoss, Tom 1913  
 Zigman, Tony 1987-88-89  
 Zinn, Tommy 1941  
 Zoeller, Dave 1938-39-40  
 Zurcher, Jeff 1996-97-98



# ALL-TIME RESULTS

## 1881 – Won 1, Lost 2

7.2	Kentucky U.	1	Lexington	Nov 12
1	Kentucky U.	2	Lexington	Nov 19
2.2	Kentucky U.	3.7	Lexington	Dec 3
<b>10.4</b>		<b>6.7</b>		

## 1891 – Won 1, Lost 1

8	Georgetown	2	Lexington	Apr 10
#	Kentucky U.	-	Lexington	Dec 12
0	Centre College	10	Lexington	Dec 19
<b>8</b>		<b>12</b>		

COACH: S.M. Pottinger, J.P. Selby  
CAPT: John Bryan

# Game called because of injury to KU player

## 1892 – Won 2, Lost 4, Tied 1

0	Kentucky U.	0	Lexington	Oct 29
6	Central U.	8	Richmond	Nov 5
4	Central U.	8	Lexington	Nov 12
14	Louisville A.C.	10	Louisville	Nov 19
0	V.M.I.	34	Lexington, Va.	Nov 26
6	Central U.	10	Lexington	Dec 3
10	Kentucky U.	4	Lexington	Dec 10
<b>40</b>		<b>74</b>		

COACH: Prof. A.M. Miller, John A. Thompson  
CAPT: Ed Hodby

## 1893 – Won 5, Lost 2, Tied 1

80	Georgetown	0	Lexington	Oct 14
56	Tennessee	0	Knoxville	Oct 21
4	Centre College	6	Danville	Oct 28
#28	Kentucky U.	0	Lexington	Nov 4
36	Central U.	48	Lexington	Nov 11
14	Cincinnati YMCA	4	Cincinnati	Nov 18
38	Kentucky U.	28	Lexington	Nov 25
24	Indiana	24	Lexington	Nov 30
<b>280</b>		<b>110</b>		

COACH: John A. Thompson  
CAPT: Ulysses Garred

# Regarded as an exhibition game. It was arranged after rain caused cancellation of scheduled games between KSC and Cincinnati YMCA and KU and Central.

## 1894 – Won 5, Lost 2

4	Cincinnati U.	32	Cincinnati	Sept 22
40	Georgetown	6	Lexington	Oct 6
28	Miami (Ohio)	6	Lexington	Oct 13
64	Jeffersonville A.C.	0	Lexington	Oct 20
44	Kentucky U.	0	Lexington	Nov 10
0	Centre College	67	Lexington	Nov 17
38	Central U.	10	Lexington	Nov 29
<b>218</b>		<b>121</b>		

COACH: W.P. Finney  
CAPT: George Carey

(Kentucky Intercollegiate League Champions)

## 1895 – Won 4, Lost 5

10	Frankfort A.C.	0	Frankfort	Oct 5
0	Purdue	32	Lafayette	Oct 12
0	DePauw	18	Greencastle	Oct 14
6	Centre College	0	Danville	Oct 19
0	Georgetown	10	Georgetown	Oct 26
26	Kentucky U.	0	Lexington	Nov 3
6	Ohio State	8	Lexington	Nov 15
16	Louisville A.C.	10	Lexington	Nov 23
0	Centre College	16	Lexington	Nov 28
<b>64</b>		<b>94</b>		

COACH: Charles Mason  
CAPT: Smith Alford

## 1896 – Won 3, Lost 6

0	Lexington A.C.	10	Lexington	Oct 3
0	Vanderbilt	6	Nashville	Oct 10
4	Catlettsburg A.C.	6	Catlettsburg	Oct 17
36	Kentucky U.	6	Lexington	Oct 24
0	Centre College	32	Danville	Oct 31
62	Central U.	0	Lexington	Nov 7
0	Centre College	44	Lexington	Nov 14
16	Georgetown	0	Georgetown	Nov 21
4	Louisville A.C.	30	Louisville	Nov 27
<b>122</b>		<b>134</b>		

COACH: Dudley Short  
CAPT: Walter Duncan

## 1897 – Won 2, Lost 4

8	Kentucky U.	6	Lexington	Oct 2
0	Ky Wesleyan	4	Winchester	Oct 11
20	Georgetown	4	Lexington	Oct 23
0	Vanderbilt	50	Nashville	Oct 30
0	Central U.	18	Lexington	Nov 6
0	Centre College	36	Lexington	Nov 25
<b>28</b>		<b>118</b>		

COACH: Lyman B. Eaton  
CAPT: Roscoe Severs

## 1898 – Won 7, Lost 0

18	Kentucky U.	0	Lexington	Oct 1
28	Georgetown	0	Georgetown	Oct 8
59	Co.H.of 8th Mass.	0	Lexington	Oct 15
16	Louisville A.C.	0	Louisville	Oct 29
6	Centre College	0	Lexington	Nov 5
17	160th Indiana	0	Lexington	Nov 12
36	Newcastle A.C.	0	Lexington	Nov 19
<b>180</b>		<b>0</b>		

COACH: W.R. Bass  
CAPT: Roscoe Severs

## 1899 – Won 5, Lost 2, Tied 2

23	Kentucky U.	6	Lexington	Oct 7
18	Miami (Ohio)	5	Lexington	Oct 18
11	Centre College	11	Danville	Oct 21
0	Tennessee	12	Knoxville	Nov 4
0	Central U.	5	Lexington	Nov 11
34	Georgetown	0	Lexington	Nov 18
0	Washington & Lee	0	Lexington	Nov 21
6	Washington & Lee	0	Lexington	Nov 22
6	Alumni	5	Lexington	Nov 30
<b>98</b>		<b>44</b>		

COACH: W.R. Bass  
CAPT: A.S. Reese

## 1900 – Won 4, Lost 6

6	Cincinnati	20	Cincinnati	Sept 29
12	Louisville YMCA	6	Lexington	Oct 6
0	Centre College	5	Danville	Oct 13
0	All-Kentucky	5	Lexington	Oct 20
#0	Central U.	6	Lexington	Oct 27
12	Louisville YMCA	0	Louisville	Nov 3
5	Avondale	11	Lexington	Nov 10
12	Georgetown	0	Lexington	Nov 17
0	Central U.	11	Richmond	Nov 24
12	Kentucky U.	0	Lexington	Nov 29
<b>59</b>		<b>64</b>		

COACH: W.H. Kiler  
CAPT: Wellington Scott

# Forfeit



1901 – Won 2, Lost 6, Tied 1

0	Vanderbilt	22	Nashville	Oct 5
0	Cincinnati	0	Lexington	Oct 12
#17	Georgetown	0	Georgetown	Oct 19
0	Kentucky U.	27	Lexington	Oct 26
6	Avondale A.C.	17	Cincinnati	Nov 2
0	Louisville YMCA	11	Louisville	Nov 9
*0	Central U.	5	Lexington	Nov 16
0	Tennessee	5	Knoxville	Nov 23
16	Cincinnati	0	Lexington	Nov 28
<b>39</b>		<b>87</b>		

COACH: W.H. Kiler  
CAPT: L.W. Martin

# Between second teams

\* 1st year after consolidation of Central and Centre

1902 – Won 3, Lost 5, Tied 1

22	Q and C RR	0	Lexington	Sept 27
11	Miami (Ohio)	5	Lexington	Oct 4
28	Georgetown	0	Lexington	Oct 18
0	Nashville U.	11	Nashville	Oct 25
0	Mooney School	23	Murfreesboro	Oct 27
0	Central U.	15	Danville	Nov 1
0	Louisville YMCA	17	Louisville	Nov 8
6	Cincinnati	6	Lexington	Nov 15
5	Kentucky U.	6	Lexington	Nov 27
<b>72</b>		<b>83</b>		

COACH: E.N. McLeod  
CAPT: John H.L. Vogt

1903 – Won 7, Lost 1

39	Cynthiana	0	Lexington	Sept 25
21	Xavier	0	Lexington	Oct 3
17	Berea College	0	Lexington	Oct 10
18	K.M.I.	0	Lexington	Oct 17
47	Miami (Ohio)	0	Lexington	Oct 24
51	Georgetown	0	Lexington	Nov 2
11	Marietta	5	Lexington	Nov 7
0	Kentucky U.	17	Lexington	Nov 26
<b>204</b>		<b>22</b>		

COACH: C.A. Wright  
CAPT: David Maddox

1904 – Won 9, Lost 1

28	Paris A.C.	0	Lexington	Sept 30
12	Indiana	0	Bloomington	Oct 8
40	Central U.	0	Danville	Oct 12
42	Berea College	0	Lexington	Oct 15
6	Bethany (WVa.)	0	Lexington	Oct 18
0	Cincinnati	11	Cincinnati	Oct 22
11	K.M.I.	0	Lexington	Nov 5
35	Georgetown	0	Georgetown	Nov 12
81	Central U.	0	Lexington	Nov 19
21	Kentucky U.	4	Lexington	Nov 24
<b>276</b>		<b>15</b>		

COACH: F.E. Schacht  
CAPT: J. White Guyn

1905 – Won 6, Lost 3, tied 1

52	Cynthiana(Indep)	0	Lexington	Sept 27
23	Catlettsburg A.C.	0	Lexington	Sept 30
0	Indiana	29	Bloomington	Oct 7
12	K.M.I.	4	Lexington	Oct 14
46	Berea College	0	Lexington	Oct 28
53	Marshall College	0	Huntington	Nov 2
0	W. Virginia	45	Morgantown	Nov 4
#12	Cumberland	0	Lexington	Nov 11
*0	St. Louis	82	St. Louis	Nov 18
11	Central U.	11	Lexington	Nov 25
<b>209</b>		<b>171</b>		

COACH: F.E. Schacht  
CAPT: Bill Kemper

# Forfeit \* UK coach and 1st team stayed home

1906 – Won 4, Lost 3

0	Vanderbilt	28	Nashville	Oct 6
48	Eminence A.C.	0	Lexington	Oct 13
16	K.M.I.	11	Lexington	Oct 27
0	Marietta	16	Lexington	Nov 2
21	Tennessee	0	Lexington	Nov 10
19	Georgetown	0	Georgetown	Nov 24
6	Centre College	12	Lexington	Nov 29
<b>110</b>		<b>67</b>		

COACH: J. White Guyn  
CAPT: Frank Paulin

1907 – Won 9, Lost 1, Tied 1

17	Ky. Wesleyan	0	Winchester	Sept 21
#6	Winchester A.C.	0	Lexington	Sept 28
30	Lou. Manual Tr.	0	Lexington	Sept 28
0	Vanderbilt	40	Nashville	Oct 5
29	Morris-Harvey	0	Lexington	Oct 12
40	Hanover	0	Lexington	Oct 21
0	Tennessee	0	Knoxville	Nov 9
5	Maryville	2	Maryville	Nov 11
38	Georgetown	0	Lexington	Nov 1
11	Centre College	0	Lexington	Nov 28
5	Kentucky U.	0	Lexington	Dec 5
<b>181</b>		<b>42</b>		

COACH: J. White Guyn  
CAPT: George Adair

# Forfeit

1908 – Won 4, Lost 3

17	Berea College	0	Lexington	Oct 10
0	Tennessee	7	Knoxville	Oct 17
18	Maryville	0	Maryville	Oct 19
0	Sewanee	12	Lexington	Oct 31
0	Michigan	62	Ann Arbor	Nov 7
12	Rose Polytechnic	0	Lexington	Nov 14
40	Centre College	0	Lexington	Nov 26
<b>87</b>		<b>81</b>		

COACH: J. White Guyn  
CAPT: George Hendrickson

1909 – Won 9, Lost 1

18	Ky. Wesleyan	0	Lexington	Sept 25
28	Berea College	0	Lexington	Oct 2
6	Illinois	2	Urbana	Oct 9
17	Tennessee	0	Lexington	Oct 16
6	N.C. A&M	15	Raleigh	Oct 22
43	Rose Polytechnic	0	Lexington	Oct 28
22	Georgetown	6	Georgetown	Nov 3
29	St. Mary's Col.	0	Lexington	Nov 6
77	Transylvania	0	Lexington	Nov 13
15	Centre College	6	Lexington	Nov 25
<b>261</b>		<b>29</b>		

COACH: E.R. Sweetland  
CAPT: Dick Barbee

1910 – Won 7, Lost 2

12	Ohio U.	0	Lexington	Sept 24
12	Maryville Col.	5	Lexington	Oct 1
11	North Carolina	0	Lexington	Oct 8
42	Ky. Wesleyan	0	Winchester	Oct 15
37	Georgetown	0	Lexington	Oct 22
10	Tulane	3	Lexington	Oct 29
10	Tennessee	0	Knoxville	Nov 5
0	St. Louis	9	St. Louis	Nov 12
6	Centre College	12	Lexington	Nov 24
<b>140</b>		<b>29</b>		

COACH: E.R. Sweetland  
CAPT: Dick Webb



**1911 – Won 7, Lost 3**

13	Maryville	0	Lexington	Sept 30
12	Morris-Harvey	0	Lexington	Oct 7
12	Miami (Ohio)	0	Oxford	Oct 14
17	Lex. High School	0	Lexington	Oct 21
0	Cincinnati	6	Lexington	Oct 28
18	Georgetown	0	Georgetown	Nov 4
0	Vanderbilt	18	Nashville	Nov 11
5	Transylvania	12	Lexington	Nov 18
8	Centre College	5	Lexington	Nov 23
12	Tennessee	0	Lexington	Nov 30
<b>97</b>		<b>41</b>		

COACH: P.P. Douglass  
CAPT: Tom Earle

**1912 – Won 7, Lost 2**

34	Maryville Col.	0	Lexington	Sept 28
13	Marshall	6	Lexington	Oct 5
8	Miami (Ohio)	13	Lexington	Oct 12
19	Cincinnati	13	Cincinnati	Oct 19
41	Louisville	0	Lexington	Oct 26
2	V.M.I.	3	Lexington	Nov 2
64	Hanover	0	Lexington	Nov 9
13	Tennessee	6	Knoxville	Nov 16
56	YMI of Cincy	0	Cincinnati	Nov 28
<b>250</b>		<b>41</b>		

COACH: E.R. Sweetland  
CAPT: W.C. Harrison

**1913 – Won 6, Lost 2**

21	Butler	7	Lexington	Sept 27
0	Illinois	21	Urbana	Oct 4
21	Ohio Northern	0	Lexington	Oct 18
27	Cincinnati	7	Lexington	Oct 25
28	Earlham	10	Lexington	Nov 1
33	Wilmington	0	Lexington	Nov 8
20	Louisville	0	Louisville	Nov 22
7	Tennessee	13	Lexington	Nov 27
<b>157</b>		<b>58</b>		

COACH: Alpha Brumage  
CAPT: Herschel Scott

**1914 – Won 5, Lost 3**

87	Wilmington	0	Lexington	Sept 26
80	Maryville	0	Lexington	Oct 3
19	Mississippi A&M	13	Lexington	Oct 17
81	Earlham	3	Lexington	Oct 24
7	Cincinnati	14	Cincinnati	Oct 31
6	Purdue	40	Lafayette	Nov 7
42	Louisville	0	Lexington	Nov 14
6	Tennessee	23	Knoxville	Nov 26
<b>328</b>		<b>93</b>		

COACH: Alpha Brumage  
CAPT: Jim Park

**1915 – Won 6, Lost 1, Tied 1**

33	Butler	0	Lexington	Oct 2
54	Earlham	13	Lexington	Oct 9
0	Mississippi A&M	12	Starkville	Oct 16
7	Sewanee	7	Lexington	Oct 23
27	Cincinnati	6	Lexington	Oct 30
15	Louisville	0	Louisville	Nov 6
7	Purdue	0	Lexington	Nov 13
6	Tennessee	0	Lexington	Nov 25
<b>149</b>		<b>38</b>		

COACH: J.J. Tigert  
CAPT: Charles Schrader

**1916 – Won 4, Lost 1, Tied 2**

39	Butler	3	Lexington	Sept 30
68	Centre College	0	Lexington	Oct 7
0	Vanderbilt	45	Lexington	Oct 14
0	Sewanee	0	Lexington	Oct 21
32	Cincinnati	0	Cincinnati	Oct 28
13	Mississippi A&M	3	Lexington	Nov 13
0	Tennessee	0	Knoxville	Nov 30
<b>152</b>		<b>51</b>		

COACH: J.J. Tigert  
CAPT: Maury Crutcher

**1917 – Won 3, Lost 5, Tied 1**

33	Butler	0	Lexington	Sept 29
19	Maryville	0	Lexington	Oct 6
0	Miami (Ohio)	0	Lexington	Oct 13
0	Vanderbilt	5	Lexington	Oct 20
0	Sewanee	7	Chattanooga	Oct 27
0	Centre College	3	Danville	Nov 3
0	Mississippi A&M	14	Starkville	Nov 10
0	Alabama	27	Lexington	Nov 17
52	Florida	0	Lexington	Nov 29
<b>104</b>		<b>56</b>		

COACH: S.A. Boles  
CAPT: John Brittain

**1918 – Won 2, Lost 1**

24	Indiana	7	Bloomington	Oct 5
0	Vanderbilt	33	Nashville	Nov 2
21	Georgetown	3	Georgetown	Nov 9
#-	Centre College	-	Lexington	Nov 30
<b>45</b>		<b>43</b>		

COACH: Andy Gill  
CAPT: John G. Heber

#(Cancelled because of flu epidemic)

**1919 – Won 3, Lost 4, Tied 1**

12	Georgetown	0	Lexington	Oct 4
0	Indiana	24	Lexington	Oct 11
0	Ohio State	49	Columbus	Oct 18
6	Sewanee	0	Sewanee	Oct 25
0	Vanderbilt	0	Lexington	Nov 1
0	Cincinnati	7	Cincinnati	Nov 8
0	Centre College	56	Danville	Nov 15
13	Tennessee	0	Lexington	Nov 27
<b>31</b>		<b>136</b>		

COACH: Andy Gill  
CAPT: Tony Dishman

**1920 – Won 3, Lost 4, Tied 1**

62	S.P.U.	0	Lexington	Oct 2
31	Maryville	0	Lexington	Oct 9
0	Miami (Ohio)	14	Oxford	Oct 16
6	Sewanee	6	Lexington	Oct 23
0	Vanderbilt	20	Nashville	Oct 30
7	Cincinnati	6	Lexington	Nov 6
0	Centre College	49	Lexington	Nov 13
7	Tennessee	14	Knoxville	Nov 25
<b>111</b>		<b>109</b>		

COACH: W.J. Juneau  
CAPT: Eger Murphee

**1921 – Won 4, Lost 3, Tied 1**

68	Ky. Wesleyan	0	Lexington	Oct 1
28	Marshall	0	Lexington	Oct 8
14	Vanderbilt	21	Lexington	Oct 15
33	Georgetown	0	Lexington	Oct 22
0	Sewanee	6	Louisville	Oct 29
0	Centre College	55	Danville	Nov 5
14	V.M.I.	7	Louisville	Nov 12
0	Tennessee	0	Lexington	Nov 24
<b>187</b>		<b>89</b>		

COACH: W.J. Juneau  
CAPT: Jim Server

**1922 – Won 6, Lost 3**

16	Marshall	0	Lexington	Sept 30
15	Cincinnati	0	Lexington	Oct 7
73	Louisville	0	Lexington	Oct 14
40	Georgetown	6	Georgetown	Oct 21
7	Sewanee	0	Lexington	Oct 28
3	Centre College	27	Lexington	Nov 4
0	Vanderbilt	9	Nashville	Nov 11
6	Alabama	0	Lexington	Nov 18
7	Tennessee	14	Knoxville	Nov 30
<b>167</b>		<b>56</b>		

COACH: W.J. Juneau  
CAPT: Birkett Pribble

**1923 – Won 4, Lost 3, Tied 2**

41	Marshall	0	Lexington	Sept 29
14	Cincinnati	0	Cincinnati	Oct 6
6	Wash. & Lee	6	Lexington	Oct 13
28	Maryville	0	Lexington	Oct 20
35	Georgetown	0	Lexington	Oct 27
0	Centre College	10	Danville	Nov 3
8	Alabama	16	Tuscaloosa	Nov 10
3	Georgia Tech	3	Atlanta	Nov 17
0	Tennessee	18	Lexington	Nov 29
<b>135</b>		<b>53</b>		

COACH: J.J. Winn  
CAPT: Dell Ramsey

**1924 – Won 4, Lost 5**

29	Louisville	0	Lexington	Oct 4
42	Georgetown	0	Lexington	Oct 11
7	Wash. & Lee	10	Lexington	Oct 18
7	Sewanee	0	Lexington	Oct 25
0	Centre College	7	Lexington	Nov 1
7	Alabama	42	Tuscaloosa	Nov 8
3	V.M.I.	10	Lexington	Nov 15
27	Tennessee	6	Knoxville	Nov 27
7	W. Va. Wesleyan	24	Charleston	Dec 6
<b>129</b>		<b>99</b>		

COACH: Fred J. Murphy  
CAPT: Curtis Sanders

**1925 – Won 6, Lost 3**

13	Maryville	6	Lexington	Sept 26
0	Chicago	9	Chicago	Oct 3
19	Clemson	6	Lexington	Oct 10
0	Wash. & Lee	25	Lexington	Oct 17
14	Sewanee	0	Lexington	Oct 24
16	Centre College	0	Danville	Oct 31
0	Alabama	31	Birmingham	Nov 4
7	V.M.I.	0	Charleston	Nov 14
23	Tennessee	20	Lexington	Nov 26
<b>92</b>		<b>97</b>		

COACH: Fred J. Murphy  
CAPT: Ab Kirwan

**1926 – Won 2, Lost 6, Tied 1**

25	Maryville	0	Lexington	Oct 2
6	Indiana	14	Bloomington	Oct 9
13	Wash. & Lee	14	Lexington	Oct 16
18	Florida	13	Jacksonville	Oct 23
13	Va. Tech	13	Lexington	Oct 30
0	Alabama	14	Birmingham	Nov 6
9	V.M.I.	10	Charleston	Nov 13
0	Centre College	7	Lexington	Nov 20
0	Tennessee	6	Knoxville	Nov 25
<b>84</b>		<b>91</b>		

COACH: Fred J. Murphy  
CAPT: Frank Smith

**1927 – Won 3, Lost 6, Tied 1**

6	Maryville	6	Lexington	Sept 24
0	Indiana	21	Lexington	Oct 1
13	Ky. Wesleyan	7	Lexington	Oct 8
6	Florida	27	Jacksonville	Oct 15
0	Wash. & Lee	25	Lexington	Oct 22
6	Vanderbilt	34	Nashville	Oct 29
6	Alabama	21	Birmingham	Nov 5
25	V.M.I.	0	Charleston	Nov 12
53	Centre College	0	Danville	Nov 19
0	Tennessee	20	Lexington	Nov 24
<b>115</b>		<b>161</b>		

COACH: Harry Gamage  
CAPT: Charles Wert

**1928 – Won 4, Lost 3, Tied 1**

61	Carson-Newman	0	Lexington	Oct 6
6	Wash. & Lee	0	Lexington	Oct 13
0	Northwestern	7	Evanston	Oct 20
8	Centre College	0	Lexington	Oct 27
7	Vanderbilt	14	Nashville	Nov 3
0	Alabama	14	Montgomery	Nov 10
18	V.M.I.	6	Lexington	Nov 17
0	Tennessee	0	Knoxville	Nov 29
<b>100</b>		<b>41</b>		

COACH: Harry Gamage  
CAPT: Claire Dees

**1929 – Won 6, Lost 1, Tied 1**

40	Maryville*	0	Lexington	Oct 5
20	Wash. & Lee	6	Lexington	Oct 12
58	Carson-Newman	0	Lexington	Oct 19
33	Centre College	0	Danville	Oct 26
44	Clemson	6	Lexington	Nov 2
13	Alabama	24	Montgomery	Nov 9
23	V.M.I.	12	Lex. Va.	Nov 16
6	Tennessee	6	Lexington	Nov 28
<b>237</b>		<b>54</b>		

COACH: Harry Gamage  
CAPT: Ed Covington

**1930 – Won 5, Lost 3**

37	Sewanee*	0	Lexington	Oct 4
57	Maryville	0	Lexington	Oct 11
33	Wash. & Lee	14	Lexington	Oct 18
47	Virginia	0	Lexington	Oct 25
0	Alabama	19	Lexington	Nov 1
7	Duke	14	Durham	Nov 8
26	V.M.I.	0	Lexington	Nov 15
0	Tennessee	8	Knoxville	Nov 27
<b>207</b>		<b>55</b>		

COACH: Harry Gamage  
CAPT: L.G. Forquer

**1931 – Won 5, Lost 2, Tied 2**

19	Maryville	0	Lexington	Oct 3
45	Wash. & Lee	0	Lexington	Oct 10
6	Maryland	6	College Park	Oct 17
20	Virginia Tech	6	Lexington	Oct 24
7	Alabama	9	Tuscaloosa	Oct 31
0	Duke	7	Lexington	Nov 7
20	V.M.I.	12	Lex. Va.	Nov 14
6	Tennessee	6	Lexington	Nov 26
7	Florida	2	Jacks'ville	Dec 5
<b>130</b>		<b>52</b>		

COACH: Harry Gamage  
CAPT: Ralph Wright

**1932 – Won 4, Lost 5**

23	V.M.I.	0	Lexington	Sept 24
18	Sewanee	0	Lexington	Oct 1
12	Georgia Tech	6	Atlanta	Oct 8
53	Wash. & Lee	7	Lexington	Oct 15
0	Virginia Tech	7	Blacksburg	Oct 22
7	Alabama	12	Lexington	Oct 29
0	Duke	13	Durham	Nov 5
3	Tulane	6	Lexington	Nov 12
0	Tennessee	26	Knoxville	Nov 24

**116** **77**  
**COACH:** Harry Gamage  
**CAPT:** Bud Davidson

**1933 – Won 5, Lost 5**

46	Maryville	2	Lexington	Sept 23
7	Sewanee	0	Lexington	Sept 30
7	Georgia Tech	6	Lexington	Oct 7
3	Cincinnati	0	Cincinnati	Oct 14
0	Wash. & Lee	7	Roanoke	Oct 21
7	Duke	14	Lexington	Oct 28
0	Alabama	20	Birmingham	Nov 4
21	V.M.I.	6	Lexington	Nov 11
0	Tulane	34	New Orleans	Nov 18
0	Tennessee	27	Lexington	Nov 30

**91** **116**  
**COACH:** Harry Gamage  
**CAPT:** Howard Kreuter

**1934 – Won 5, Lost 5**

26	Maryville	0	Lexington	Sept 22
0	Wash. & Lee	7	Lexington	Sept 29
27	Cincinnati	0	Cincinnati	Oct 6
7	Clemson	0	Lexington	Oct 13
0	N. Carolina	6	Chapel Hill	Oct 20
9	Auburn	0	Lexington	Oct 27
14	Alabama	34	Lexington	Nov 3
33	Southwestern	0	Memphis	Nov 10
7	Tulane	20	Lexington	Nov 17
0	Tennessee	19	Knoxville	Nov 29

**123** **86**  
**COACH:** C.A. Wynne  
**CAPT:** Joe Rupert

**1935 – Won 5, Lost 4**

60	Maryville	0	Lexington	Sept 21
21	Xavier (Ohio)*	7	Cincinnati	Sept 27
6	Ohio State	19	Columbus	Oct 5
25	Georgia Tech	6	Lexington	Oct 12
0	Auburn	23	Montgomery	Oct 19
0	Alabama	13	Birmingham	Nov 2
15	Florida	6	Lexington	Nov 9
13	Tulane	20	New Orleans	Nov 16
27	Tennessee	0	Lexington	Nov 28

**152** **88**  
**COACH:** C.A. Wynne  
**CAPT:** Jim Long

**1936 – Won 6, Lost 4**

54	Maryville	3	Lexington	Sept 19
21	Xavier (Ohio)*	0	Cincinnati	Sept 25
38	V.M.I.	0	Lexington	Oct 3
0	Georgia Tech	34	Atlanta	Oct 10
39	Wash. & Lee	7	Lex. Va.	Oct 17
7	Florida	0	Lexington	Oct 24
0	Alabama	14	Lexington	Oct 31
7	Manhattan	13	N.Y. City	Nov 7
7	Clemson	6	Lexington	Nov 14
6	Tennessee	7	Knoxville	Nov 26

**179** **84**  
**COACH:** C.A. Wynne  
**CAPT:** Stan Nevers

**1937 – Won 4, Lost 6**

0	Vanderbilt	12	Nashville	Sept 25
6	Xavier (Ohio)	0	Cincinnati	Oct 2
0	Georgia Tech	32	Lexington	Oct 9
41	Wash. & Lee	6	Lexington	Oct 16
19	Manhattan	0	Lexington	Oct 23
0	Alabama	41	Tuscaloosa	Oct 30
27	South Carolina	7	Lexington	Nov 6
0	Boston College	13	Boston	Nov 13
0	Tennessee	13	Lexington	Nov 25
0	Florida	6	Gainesville	Dec 4

**93** **130**  
**COACH:** C.A. Wynne  
**CAPT:** Joe Hagan

**1938 – Won 2, Lost 7**

46	Maryville	7	Lexington	Sept 24
66	Oglethorpe	0	Lexington	Oct 1
7	Vanderbilt	14	Lexington	Oct 8
0	Wash. & Lee	8	Lexington	Oct 15
7	Xavier (Ohio)	26	Cincinnati	Oct 22
6	Alabama	26	Lexington	Oct 29
18	Georgia Tech	19	Atlanta	Nov 5
0	Clemson	14	Lexington	Nov 12
0	Tennessee	46	Knoxville	Nov 24

**150** **160**  
**COACH:** A.D. Kirwan  
**CAPT:** John S. Hinkebein

**1939 – Won 6, Lost 2, Tied 1**

21	V.M.I.	0	Lexington	Sept 30
21	Vanderbilt	13	Nashville	Oct 7
59	Ogelthorpe	0	Lexington	Oct 14
13	Georgia	6	Louisville	Oct 21
21	Xavier (Ohio)	0	Cincinnati	Oct 28
7	Alabama	7	Birmingham	Nov 4
6	Georgia Tech	13	Atlanta	Nov 11
13	West Virginia	6	Lexington	Nov 18
0	Tennessee	19	Lexington	Nov 30

**161** **64**  
**COACH:** A.D. Kirwan  
**CAPT:** Joe Shepherd

**1940 – Won 5, Lost 3, Tied 2**

59	Baldwin-Wallace	7	Lexington	Sept 21
13	Xavier (Ohio)	0	Cincinnati	Sept 27
47	Wash. & Lee	12	Lexington	Oct 5
7	Vanderbilt	7	Nashville	Oct 12
24	Geo. Washington	0	Lexington	Oct 19
7	Georgia	7	Athens	Oct 26
0	Alabama	25	Lexington	Nov 2
26	Georgia Tech	7	Louisville	Nov 9
7	West Virginia	9	Morgantown	Nov 16
0	Tennessee	33	Knoxville	Nov 23

**190** **107**  
**COACH:** A.D. Kirwan  
**CAPT:** John Eibner

**1941 – Won 5, Lost 4**

37	Virginia Tech	14	Louisville	Sept 27
7	Wash. & Lee	0	Lex. Va.	Oct 4
15	Vanderbilt	39	Lexington	Oct 11
21	Xavier (Ohio)	6	Cincinnati	Oct 18
18	West Virginia	6	Lexington	Oct 25
0	Alabama	30	Tuscaloosa	Nov 1
13	Georgia Tech	20	Atlanta	Nov 8
33	Southwestern	19	Lexington	Nov 15
7	Tennessee	20	Lexington	Nov 22

**151** **203**  
**COACH:** A.D. Kirwan  
**CAPT:** None



**1942 – Won 3, Lost 6, Tied 1**

6	Georgia	7	Louisville	Sept 19
35	Xavier (Ohio)	19	Cincinnati	Sept 25
53	Wash. & Lee	0	Lexington	Oct 3
6	Vanderbilt	7	Lexington	Oct 10
21	Virginia Tech	21	Roanoke	Oct 17
0	Alabama	14	Lexington	Oct 24
27	Geo. Washington	6	Wash. D.C.	Oct 30
7	Georgia Tech	47	Atlanta	Nov 7
0	West Virginia	7	Lexington	Nov 14
0	Tennessee	26	Knoxville	Nov 21
<b>155</b>		<b>154</b>		

COACH: A.D. Kirwan  
CAPT: Charles Walker

**1943 - NO TEAM (War Year)****1944 – Won 3, Lost 6**

27	Mississippi*	7	Lexington	Sept 23
13	Tennessee	26	Knoxville	Sept 30
0	Michigan State	2	Lexington	Oct 7
12	Georgia	13	Athens	Oct 13
26	V.M.I.	2	Lexington	Oct 20
0	Alabama	41	Montgomery	Oct 27
0	Miss. State	26	Memphis	Nov 4
40	West Virginia	9	Lexington	Nov 12
7	Tennessee	21	Lexington	Nov 25
<b>125</b>		<b>147</b>		

COACH: A.D. Kirwan  
CAPT: Jim Little

**1945 – Won 2, Lost 8**

7	Mississippi	21	Memphis	Sept 21
13	Cincinnati	7	Lexington	Sept 29
6	Michigan State	7	E. Lansing	Oct 6
6	Georgia	48	Lexington	Oct 13
6	Vanderbilt	19	Nashville	Oct 20
7	Cincinnati	16	Cincinnati	Oct 27
19	Alabama	60	Louisville	Nov 3
19	West Virginia	6	Morgantown	Nov 10
13	Marquette	19	Lexington	Nov 17
0	Tennessee	14	Lexington	Nov 24
<b>96</b>		<b>217</b>		

COACH: Bernie Shively  
CAPT: Roger Yost

**1946 – Won 7, Lost 3**

20	Mississippi*	7	Lexington	Sept 21
26	Cincinnati	7	Cincinnati	Sept 28
70	Xavier (Ohio)*	0	Lexington	Oct 5
13	Georgia	28	Athens	Oct 11
10	Vanderbilt	7	Lexington	Oct 19
7	Alabama	21	Montgomery	Oct 26
39	Michigan State	14	Lexington	Nov 2
35	Marquette	0	Milwaukee	Nov 9
13	West Virginia	0	Lexington	Nov 16
0	Tennessee	7	Knoxville	Nov 23
<b>233</b>		<b>91</b>		

COACH: Paul Bryant  
CAPT: Phil Cutchin

**1947 – Won 8, Lost 3**

7	Mississippi	14	Oxford	Sept 20
20	Cincinnati*	0	Lexington	Sept 27
20	Xavier (Ohio)*	7	Cincinnati	Oct 4
26	Georgia*	0	Lexington	Oct 11
14	Vanderbilt	0	Nashville	Oct 18
7	Michigan State	6	E. Lansing	Oct 25
0	Alabama	13	Lexington	Nov 1
15	West Virginia	6	Morgantown	Nov 8
36	Evansville	0	Lexington	Nov 15
6	Tennessee	13	Lexington	Nov 22

**GREAT LAKES BOWL**

24	Villanova	14	Cleveland	Dec 6
<b>175</b>		<b>73</b>		

COACH: Paul Bryant  
CAPT: Bill Moseley

**1948 – Won 5, Lost 3, Tied 2**

48	Xavier (Ohio)*	7	Lexington	Sept 25
7	Mississippi*	20	Lexington	Oct 2
12	Georgia	35	Athens	Oct 9
7	Vanderbilt	26	Lexington	Oct 16
25	Marquette	0	Milwaukee	Oct 23
28	Cincinnati	7	Cincinnati	Oct 30
13	Villanova	13	Lexington	Nov 6
34	Florida	15	Lexington	Nov 13
0	Tennessee	0	Knoxville	Nov 20
25	Miami (Fla)*	5	Miami	Nov 26
<b>199</b>		<b>128</b>		

COACH: Paul Bryant  
CAPT: George Blanda

**1949 – Won 9, Lost 3**

71	Miss. Southern*	7	Lexington	Sept 17
19	LSU*	0	Baton Rouge	Sept 24
47	Mississippi	0	Oxford	Oct 1
25	Georgia*	0	Lexington	Oct 8
44	The Citadel*	0	Lexington	Oct 15
7	SMU	20	Dallas	Oct 22
14	Cincinnati	7	Lexington	Oct 29
21	Xavier (Ohio)	7	Cincinnati	Nov 5
35	Florida*	0	Tampa	Nov 12
0	Tennessee	6	Lexington	Nov 19
21	Miami (Fla)*	6	Miami	Nov 25

**ORANGE BOWL**

13	Santa Clara	21	Miami	Jan 2
<b>317</b>		<b>74</b>		

COACH: Paul Bryant  
CAPT: Harry Ulinski, Dick Holway

**1950 – Won 11, Lost 1**

25	North Texas St.*	0	Lexington	Sept 16
14	LSU*	0	Lexington	Sept 23
27	Mississippi*	0	Lexington	Sept 30
40	Dayton*	0	Lexington	Oct 7
41	Cincinnati*	7	Lexington	Oct 14
34	Villanova	7	Philadelphia	Oct 21
28	Georgia Tech	14	Atlanta	Oct 28
40	Florida	6	Lexington	Nov 4
48	Miss. State	21	Starkville	Nov 11
83	North Dakota	0	Lexington	Nov 18
0	Tennessee	7	Knoxville	Nov 25

**SEC CHAMPIONS****SUGAR BOWL**

13	Oklahoma	7	New Orleans	Jan 1
<b>393</b>		<b>69</b>		

COACH: Paul Bryant  
CAPTS: Bob Gain, Wilbur Jamerson



**1951 – Won 8, Lost 4**

72	Tennessee Tech	13	Lexington	Sept 15
6	Texas	7	Austin	Sept 22
17	Mississippi	21	Oxford	Sept 29
7	Georgia Tech	13	Lexington	Oct 6
27	Miss. State*	0	Lexington	Oct 13
35	Villanova*	13	Lexington	Oct 20
14	Florida	6	Gainesville	Oct 27
32	Miami (Fla)	0	Lexington	Nov 3
37	Tulane	0	New Orleans	Nov 10
47	Geo. Washington	13	Lexington	Nov 17
0	Tennessee	28	Lexington	Nov 24

**COTTON BOWL**

20	Texas Christian	7	Dallas	Jan 1
<b>314</b>		<b>121</b>		

COACH: Paul Bryant

CAPTS: Vito Parilli, Doug Moseley

**1952 – Won 5, Lost 4, Tied 2**

6	Villanova*	25	Lexington	Sept 20
13	Mississippi	13	Lexington	Sept 27
10	Texas A&M*	7	College Sta.	Oct 4
7	LSU	34	Lexington	Oct 11
14	Miss. State	27	Starkville	Oct 18
14	Cincinnati	6	Cincinnati	Oct 25
29	Miami (Fla)*	0	Miami	Oct 31
27	Tulane	6	Lexington	Nov 8
27	Clemson	14	Lexington	Nov 15
14	Tennessee	14	Knoxville	Nov 22
0	Florida	27	Gainesville	Dec 6

**161** **173**

COACH: Paul Bryant

CAPT: John Griggs

**1953 – Won 7, Lost 2, Tied 1**

6	Texas A&M*	7	Lexington	Sept 19
6	Mississippi	22	Oxford	Sept 26
26	Florida*	13	Lexington	Oct 3
6	LSU*	6	Baton Rouge	Oct 10
32	Miss. State*	13	Lexington	Oct 17
19	Villanova*	0	Lexington	Oct 24
19	Rice*	13	Houston	Oct 31
40	Vanderbilt	14	Nashville	Nov 7
20	Memphis State	7	Lexington	Nov 14
27	Tennessee	21	Lexington	Nov 21

**201** **116**

COACH: Paul Bryant

CAPTS: Ray Correll, Tommy Adkins

**1954 – Won 7, Lost 3**

0	Maryland	20	Lexington	Sept 18
9	Mississippi	28	Memphis	Sept 25
7	LSU*	6	Lexington	Oct 2
21	Auburn*	14	Lexington	Oct 9
7	Florida	21	Gainesville	Oct 16
13	Georgia Tech	6	Atlanta	Oct 23
28	Villanova	3	Lexington	Oct 30
19	Vanderbilt	7	Lexington	Nov 6
33	Memphis State	7	Lexington	Nov 13
14	Tennessee	13	Knoxville	Nov 20

**151** **125**

COACH: Blanton Collier

CAPTS: Harry Kirk, Joe Koch

**1955 – Won 6, Lost 3, Tied 1**

7	LSU*	19	Baton Rouge	Sept 17
21	Mississippi*	14	Lexington	Sept 24
28	Villanova*	0	Lexington	Oct 1
14	Auburn	14	Birmingham	Oct 8
14	Miss. State*	20	Lexington	Oct 15
10	Florida*	7	Lexington	Oct 22
20	Rice	16	Lexington	Oct 29
0	Vanderbilt	34	Nashville	Nov 5
41	Memphis State	7	Lexington	Nov 12
23	Tennessee	0	Lexington	Nov 19

**185** **117**

COACH: Blanton Collier

CAPTS: Bob Hardy, Howard Schnellenberger

**1956 – Won 6, Lost 4**

6	Georgia Tech	14	Lexington	Sept 22
7	Mississippi	37	Memphis	Sept 29
17	Florida	8	Gainesville	Oct 6
0	Auburn*	13	Lexington	Oct 13
14	LSU*	0	Lexington	Oct 20
14	Georgia	7	Athens	Oct 27
14	Maryland	0	College Park	Nov 3
7	Vanderbilt	6	Lexington	Nov 10
33	Xavier (Ohio)	0	Lexington	Nov 17
7	Tennessee	20	Knoxville	Nov 24

**119** **105**

COACH: Blanton Collier

CAPTS: Dave Kuhn, Roger Pack

**1957 – Won 3, Lost 7**

0	Georgia Tech	13	Atlanta	Sept 21
0	Mississippi*	15	Lexington	Sept 28
7	Florida*	14	Lexington	Oct 5
0	Auburn	6	Auburn	Oct 12
0	LSU*	21	Baton Rouge	Oct 19
14	Georgia*	33	Lexington	Oct 26
53	Memphis State	7	Lexington	Nov 2
7	Vanderbilt	12	Nashville	Nov 9
27	Xavier (Ohio)	0	Lexington	Nov 16
20	Tennessee	6	Lexington	Nov 23

**128** **127**

COACH: Blanton Collier

CAPTS: Bob Collier, Kenny Robertson

**1958 – Won 5, Lost 4, Tied 1**

51	Hawaii*	0	Louisville	Sept 13
13	Georgia Tech*	0	Lexington	Sept 20
6	Mississippi	27	Memphis	Sept 27
0	Auburn*	8	Lexington	Oct 11
7	LSU*	32	Baton Rouge	Oct 18
0	Georgia	28	Athens	Oct 25
33	Miss. State	12	Lexington	Nov 1
0	Vanderbilt	0	Lexington	Nov 8
20	Xavier (Ohio)	6	Lexington	Nov 15
6	Tennessee	2	Knoxville	Nov 22

**136** **115**

COACH: Blanton Collier

CAPTS: Bob Lindon, Doug Shively

**1959 – Won 4, Lost 6**

12	Georgia Tech*	14	Lexington	Sept 19
0	Mississippi*	16	Lexington	Sept 26
32	Detroit*	7	Detroit	Oct 2
0	Auburn	33	Auburn	Oct 10
0	LSU*	9	Lexington	Oct 17
7	Georgia*	14	Lexington	Oct 24
22	Miami (Fla)*	3	Miami	Oct 30
6	Vanderbilt	11	Nashville	Nov 7
41	Xavier (Ohio)	0	Lexington	Nov 14
20	Tennessee	0	Lexington	Nov 21

**140** **157**

COACH: Blanton Collier

CAPTS: Glenn Shaw, Cullen Wilson

**1960 – Won 5, Lost 4, Tied 1**

13	Georgia Tech	23	Atlanta	Sept 17
6	Mississippi*	21	Memphis	Sept 24
7	Auburn*	10	Lexington	Oct 1
55	Marshall*	0	Lexington	Oct 8
3	LSU*	0	Lexington	Oct 15
13	Georgia*	17	Lexington	Oct 22
23	Florida State	0	Tallahassee	Oct 29
27	Vanderbilt	0	Lexington	Nov 5
49	Xavier (Ohio)	0	Lexington	Nov 12
10	Tennessee	10	Knoxville	Nov 19
<b>206</b>		<b>81</b>		

COACH: Blanton Collier  
CAPTS: Jerry Eisaman, Lloyd Hodge

**1961 – Won 5, Lost 5**

7	Miami (Fla)*	14	Lexington	Sept 23
6	Mississippi*	20	Lexington	Sept 30
14	Auburn	12	Auburn	Oct 7
21	Kansas State*	8	Lexington	Oct 14
14	LSU*	24	Baton Rouge	Oct 21
15	Georgia	16	Athens	Oct 28
20	Florida State	0	Lexington	Nov 4
16	Vanderbilt	3	Nashville	Nov 11
9	Xavier (Ohio)	0	Lexington	Nov 18
16	Tennessee	26	Lexington	Nov 25
<b>138</b>		<b>123</b>		

COACH: Blanton Collier  
CAPT: Irv Goode

**1962 – Won 3, Lost 5, Tied 2**

0	Florida State*	0	Lexington	Sept 27
0	Mississippi*	14	Jackson	Sept 29
6	Auburn*	16	Lexington	Oct 6
27	Detroit*	8	Detroit	Oct 12
0	LSU*	7	Lexington	Oct 20
7	Georgia	7	Athens	Oct 27
17	Miami (Fla).	25	Miami	Nov 2
7	Vanderbilt	0	Lexington	Nov 10
9	Xavier	14	Lexington	Nov 17
12	Tennessee	10	Knoxville	Nov 24
<b>85</b>		<b>101</b>		

COACH: Charlie Bradshaw  
CAPT: Tommy Simpson

**1963 – Won 3, Lost 6, Tied 1**

33	Virginia Tech*	14	Lexington	Sept 21
7	Mississippi*	31	Lexington	Sept 28
13	Auburn	14	Auburn	Oct 5
35	Detroit*	18	Lexington	Oct 12
7	LSU*	28	Baton Rouge	Oct 19
14	Georgia	17	Lexington	Oct 26
14	Miami (Fla)	20	Lexington	Nov 2
0	Vanderbilt	0	Nashville	Nov 9
19	Baylor	7	Waco	Nov 16
0	Tennessee	19	Lexington	Nov 23
<b>142</b>		<b>168</b>		

COACH: Charlie Bradshaw  
CAPT: Darrell Cox

**1964 – Won 5, Lost 5**

13	Detroit*	6	Lexington	Sept 19
27	Mississippi	21	Jackson	Sept 26
20	Auburn*	0	Lexington	Oct 3
6	Florida State	48	Tallahassee	Oct 10
7	LSU*	27	Lexington	Oct 17
7	Georgia	21	Athens	Oct 24
21	West Virginia	26	Morgantown	Oct 31
22	Vanderbilt	21	Lexington	Nov 7
15	Baylor	17	Lexington	Nov 14
12	Tennessee	7	Knoxville	Nov 21
<b>150</b>		<b>194</b>		

COACH: Charlie Bradshaw  
CAPTS: Jim Foley, Bill Jenkins

**1965 – Won 6, Lost 4**

7	Missouri	0	Columbia	Sept 18
16	Mississippi*	7	Lexington	Sept 25
18	Auburn	23	Auburn	Oct 2
26	Florida State*	24	Lexington	Oct 9
21	LSU*	31	Baton Rouge	Oct 16
28	Georgia*	10	Lexington	Oct 23
28	West Virginia	8	Lexington	Oct 30
34	Vanderbilt	0	Nashville	Nov 6
21	Houston*	38	Houston	Nov 13
3	Tennessee	19	Lexington	Nov 20
<b>202</b>		<b>160</b>		

COACH: Charlie Bradshaw  
CAPTS: Rick Norton, Sam Ball

**1966 – Won 3, Lost 6, Tied 1**

10	North Carolina*	0	Lexington	Sept 17
0	Mississippi*	17	Jackson	Sept 24
17	Auburn*	7	Lexington	Oct 1
0	Virginia Tech*	7	Lexington	Oct 8
0	LSU*	30	Lexington	Oct 15
15	Georgia	27	Athens	Oct 22
14	West Virginia	14	Morgantown	Oct 29
14	Vanderbilt	10	Lexington	Nov 5
18	Houston	56	Lexington	Nov 12
19	Tennessee	28	Knoxville	Nov 19
<b>107</b>		<b>196</b>		

COACH: Charlie Bradshaw  
CAPTS: Rich Machel, Larry Seiple

**1967 – Won 2, Lost 8**

10	Indiana	12	Bloomington	Sept 23
13	Mississippi	26	Lexington	Sept 30
7	Auburn	48	Auburn	Oct 7
14	Virginia Tech*	24	Lexington	Oct 14
7	LSU*	30	Baton Rouge	Oct 21
7	Georgia*	31	Lexington	Oct 28
22	West Virginia	7	Lexington	Nov 4
12	Vanderbilt	7	Nashville	Nov 11
12	Florida	28	Gainesville	Nov 18
7	Tennessee	17	Lexington	Nov 25
<b>111</b>		<b>230</b>		

COACH: Charlie Bradshaw  
CAPTS: Kerry Curling, Doug Van Meter

**1968 – Won 3, Lost 7**

12	Missouri	6	Lexington	Sept 21
14	Mississippi	30	Jackson	Sept 28
7	Auburn*	26	Lexington	Oct 5
35	Oregon State*	34	Lexington	Oct 12
3	LSU*	13	Baton Rouge	Oct 19
14	Georgia*	35	Lexington	Oct 26
35	West Virginia	16	Morgantown	Nov 2
0	Vanderbilt	6	Lexington	Nov 9
14	Florida	16	Lexington	Nov 16
7	Tennessee	24	Knoxville	Nov 23
<b>141</b>		<b>206</b>		

COACH: Charlie Bradshaw  
CAPTS: Jeff Van Note, Dennis Drinnen



**1969 – Won 2, Lost 8**

30	Indiana	58	Lexington	Sept 20
10	Mississippi*	9	Lexington	Sept 27
3	Auburn	44	Auburn	Oct 4
7	Virginia Tech	6	Blacksburg	Oct 11
10	LSU*	37	Lexington	Oct 18
0	Georgia	30	Athens	Oct 25
6	West Virginia	7	Lexington	Nov 1
6	Vanderbilt	42	Nashville	Nov 8
6	Florida	31	Gainesville	Nov 15
26	Tennessee	31	Lexington	Nov 22
<b>104</b>		<b>295</b>		

COACH: John Ray  
CAPTS: Wilbur Hackett, Bill Duke

**1970 – Won 2, Lost 9**

10	North Carolina	20	Chapel Hill	Sept 12
16	Kansas State	3	Lexington	Sept 19
17	Mississippi	20	Jackson	Sept 26
15	Auburn	33	Lexington	Oct 3
6	Utah State*	35	Lexington	Oct 10
7	LSU*	14	Baton Rouge	Oct 17
3	Georgia*	19	Lexington	Oct 24
27	N.C. State	2	Lexington	Oct 31
17	Vanderbilt	18	Lexington	Nov 7
13	Florida	24	Tampa	Nov 14
0	Tennessee	45	Knoxville	Nov 21
<b>131</b>		<b>233</b>		

COACH: John Ray  
CAPTS: Game Captains

**1971 – Won 3, Lost 8**

13	Clemson	10	Clemson	Sept 11
8	Indiana	26	Bloomington	Sept 18
20	Mississippi	34	Lexington	Sept 25
6	Auburn	38	Auburn	Oct 2
6	Ohio Univ.*	35	Lexington	Oct 9
13	LSU*	17	Lexington	Oct 16
0	Georgia	34	Athens	Oct 23
33	Virginia Tech	27	Lexington	Oct 30
14	Vanderbilt	7	Nashville	Nov 6
24	Florida	35	Gainesville	Nov 13
7	Tennessee	21	Lexington	Nov 20
<b>144</b>		<b>284</b>		

COACH: John Ray  
CAPTS: Dan Neal, Joe Federspiel

**1972 – Won 3, Lost 8**

25	Villanova	7	Lexington	Sept 16
0	Alabama*	35	Birmingham	Sept 23
34	Indiana	35	Lexington	Sept 30
17	Miss. State*	13	Lexington	Oct 7
20	North Carolina	31	Chapel Hill	Oct 14
0	LSU*	10	Baton Rouge	Oct 21
7	Georgia	13	Lexington	Oct 28
7	Tulane*	18	New Orleans	Nov 4
14	Vanderbilt	13	Lexington	Nov 11
0	Florida	40	Gainesville	Nov 18
7	Tennessee	17	Knoxville	Nov 25
<b>131</b>		<b>232</b>		

COACH: John Ray  
CAPTS: Dan Neal, Earl Swindle

**1973 – Won 5, Lost 6**

31	Virginia Tech	26	Lexington	Sept 15
14	Alabama	28	Lexington	Sept 22
3	Indiana	17	Bloomington	Sept 29
42	Miss. State*	14	Jackson	Oct 6
10	North Carolina*	16	Lexington	Oct 13
21	LSU*	28	Baton Rouge	Oct 20
12	Georgia	7	Athens	Oct 27
34	Tulane	7	Lexington	Nov 3
27	Vanderbilt	17	Nashville	Nov 10
18	Florida	20	Gainesville	Nov 17
14	Tennessee	16	Lexington	Nov 24
<b>226</b>		<b>196</b>		

COACH: Fran Curci  
CAPTS: Ray Barga, Frank LeMaster

**1974 – Won 6, Lost 5**

38	Virginia Tech	7	Blacksburg	Sept 14
3	West Virginia	16	Morgantown	Sept 21
28	Indiana	22	Lexington	Sept 28
10	Miami (Ohio)*	14	Lexington	Oct 5
13	Auburn	31	Auburn	Oct 12
20	LSU*	13	Lexington	Oct 19
20	Georgia*	24	Lexington	Oct 26
30	Tulane*	7	New Orleans	Nov 2
38	Vanderbilt	12	Lexington	Nov 9
41	Florida	24	Lexington	Nov 16
7	Tennessee	24	Knoxville	Nov 23
<b>248</b>		<b>194</b>		

COACH: Fran Curci  
CAPTS: Mike Fanuzzi, Tom Ehlers

**1975 – Won 2, Lost 8, Tied 1**

27	Virginia Tech	8	Lexington	Sept 13
10	Kansas	14	Lexington	Sept 20
10	Maryland	10	Lexington	Sept 27
3	Penn State	10	Univ. Park	Oct 4
9	Auburn*	15	Lexington	Oct 11
14	LSU*	17	Baton Rouge	Oct 18
13	Georgia	21	Athens	Oct 25
23	Tulane	10	Lexington	Nov 1
3	Vanderbilt	13	Nashville	Nov 8
7	Florida	48	Gainesville	Nov 15
13	Tennessee	17	Lexington	Nov 22
<b>132</b>		<b>183</b>		

COACH: Fran Curci  
CAPTS: Wally Pesuit, Tom Ranieri

**1976 – Won 9, Lost 3**

38	Oregon State	13	Lexington	Sept 11
16	Kansas	37	Lawrence	Sept 18
14	West Virginia	10	Lexington	Sept 25
22	Penn State	6	Lexington	Oct 2
F-1	Miss. State !	0	Jackson	Oct 9
21	LSU*	7	Lexington	Oct 16
7	Georgia*	31	Lexington	Oct 23
14	Maryland	24	College Park	Oct 30
14	Vanderbilt	0	Lexington	Nov 6
28	Florida	9	Lexington	Nov 13
7	Tennessee	0	Knoxville	Nov 20

**SEC CHAMPIONS  
PEACH BOWL**

21	North Carolina	0	Atlanta	Dec 31
<b>203</b>		<b>137</b>		

COACH: Fran Curci  
CAPTS: Game Captains

! - Game forfeited to UK (MSU, 14-7)

**1977–Won 10, Lost 1**

10	North Carolina	7	Lexington	Sept 10
6	Baylor	21	Waco	Sept 17
28	West Virginia	13	Lexington	Sept 24
24	Penn State	20	Univ. Park	Oct 1
23	Miss. State*	7	Lexington	Oct 8
33	LSU*	13	Baton Rouge	Oct 15
33	Georgia	0	Athens	Oct 22
32	Virginia Tech*	0	Lexington	Oct 29
28	Vanderbilt	6	Nashville	Nov 5
14	Florida	7	Gainesville	Nov 12
21	Tennessee	17	Lexington	Nov 19

**252****111**COACH: Fran Curci  
CAPTS: Game Captains**1978 – Won 4, Lost 6, Tied 1**

14	South Carolina*	14	Columbia	Sept 16
25	Baylor	21	Lexington	Sept 23
3	Maryland	20	Coll. Park	Sept 30
0	Penn State*	30	Lexington	Oct 7
24	Mississippi	17	Oxford	Oct 14
0	LSU*	21	Lexington	Oct 21
16	Georgia*	17	Lexington	Oct 28
28	Virginia Tech	0	Blacksburg	Nov 4
53	Vanderbilt	2	Lexington	Nov 11
16	Florida	18	Lexington	Nov 18
14	Tennessee	29	Knoxville	Nov 25

**193****189**COACH: Fran Curci  
CAPTS: Game Captains**1979 – Won 5, Lost 6**

14	Miami (Ohio)	15	Lexington	Sept 15
10	Indiana	18	Bloomington	Sept 22
14	Maryland	7	Lexington	Sept 29
6	West Virginia	10	Morgantown	Oct 6
14	Mississippi*	3	Lexington	Oct 13
19	LSU*	23	Baton Rouge	Oct 20
6	Georgia	20	Athens	Oct 27
20	Bowling Green	14	Lexington	Nov 3
29	Vanderbilt	10	Nashville	Nov 10
31	Florida	3	Gainesville	Nov 17
17	Tennessee	20	Lexington	Nov 24

**180****143**COACH: Fran Curci  
CAPTS: Mike Shutt, Lester Boyd**1980 – Won 3, Lost 8**

17	Utah State	10	Lexington	Sept 6
7	Oklahoma	29	Norman	Sept 13
30	Indiana	36	Lexington	Sept 20
21	Bowling Green	20	Lexington	Sept 27
0	Alabama	45	Birmingham	Oct 4
10	LSU*	17	Lexington	Oct 11
0	Georgia*	27	Lexington	Oct 18
22	Tulane*	24	New Orleans	Nov 1
31	Vanderbilt	10	Lexington	Nov 8
15	Florida	17	Lexington	Nov 15
14	Tennessee	45	Knoxville	Nov 22

**167****280**COACH: Fran Curci  
CAPTS: Ken Roark, Tim Gooch**1981 – Won 3, Lost 8**

28	N. Texas State	6	Lexington	Sept 5
10	Alabama	19	Lexington	Sept 19
16	Kansas	21	Lawrence	Sept 26
3	Clemson	21	Lexington	Oct 3
14	South Carolina*	28	Lexington	Oct 10
10	LSU*	24	Baton Rouge	Oct 17
0	Georgia	21	Athens	Oct 24
3	Virginia Tech*	29	Lexington	Oct 31
17	Vanderbilt	10	Nashville	Nov 7
12	Florida	33	Gainesville	Nov 14
21	Tennessee	10	Lexington	Nov 21

**134****222**COACH: Fran Curci  
CAPTS: Jim Campbell, Greg Long**1982 – Won 0, Lost 10, Tied 1**

9	Kansas State	23	Manhattan	Sept 11
8	Oklahoma	29	Lexington	Sept 18
13	Kansas	13	Lexington	Sept 25
6	Clemson	24	Clemson	Oct 2
3	Auburn	18	Auburn	Oct 9
10	LSU*	34	Lexington	Oct 16
14	Georgia*	27	Lexington	Oct 23
3	Virginia Tech	29	Blacksburg	Oct 30
10	Vanderbilt	23	Lexington	Nov 6
13	Florida	39	Lexington	Nov 13
7	Tennessee	28	Knoxville	Nov 20

**96****287**COACH: Jerry Claiborne  
CAPTS: John Maddox, Andy Molls**1983 – Won 6, Lost 5, Tied 1**

31	Central Michigan	14	Lexington	Sept 3
31	Kansas State	12	Lexington	Sept 10
24	Indiana	13	Lexington	Sept 17
26	Tulane	14	Lexington	Sept 24
21	Auburn*	49	Lexington	Oct 8
21	LSU*	13	Baton Rouge	Oct 15
21	Georgia	47	Athens	Oct 22
13	Cincinnati*	13	Lexington	Oct 29
17	Vanderbilt*	8	Nashville	Nov 5
7	Florida	24	Gainesville	Nov 12
0	Tennessee	10	Lexington	Nov 19

**HALL OF FAME BOWL**

16	West Virginia*	20	Birmingham	Dec 22
----	----------------	----	------------	--------

**228****237**COACH: Jerry Claiborne  
CAPTS: Ron Bojald, Scott Schroeder**1984 – Won 9, Lost 3**

42	Kent State	0	Lexington	Sept 8
48	Indiana	14	Bloomington	Sept 15
30	Tulane	26	New Orleans	Sept 22
27	Rutgers*	14	Lexington	Oct 6
17	Miss. State	13	Starkville	Oct 13
10	LSU	36	Lexington	Oct 20
7	Georgia	37	Lexington	Oct 27
31	N. Texas State	7	Lexington	Nov 3
27	Vanderbilt	18	Lexington	Nov 10
17	Florida	25	Lexington	Nov 17
17	Tennessee	12	Knoxville	Nov 24

**HALL OF FAME BOWL**

20	Wisconsin*	19	Birmingham	Dec 29
----	------------	----	------------	--------

**293****221**COACH: Jerry Claiborne  
CAPTS: Oliver White, Dave Thompson



**1985 – Won 5, Lost 6**

26	Bowling Green	30	Lexington	Sept 14
16	Tulane	11	Lexington	Sept 21
27	Cincinnati	7	Lexington	Sept 28
26	Clemson*	7	Lexington	Oct 5
33	Miss. State*	19	Lexington	Oct 12
0	LSU*	10	Baton Rouge	Oct 19
6	Georgia	26	Athens	Oct 26
23	E. Tennessee St.	13	Lexington	Nov 2
24	Vanderbilt	31	Nashville	Nov 9
13	Florida	15	Gainesville	Nov 16
0	Tennessee	42	Lexington	Nov 23

**194** **211**  
**COACH:** Jerry Claiborne  
**CAPTS:** Ken Pietrowiak, Jon Dumbauld

**1986 – Won 5, Lost 5, Tied 1**

16	Rutgers	16	Lexington	Sept 13
37	Kent State	12	Lexington	Sept 20
37	Cincinnati	20	Cincinnati	Sept 27
32	So. Mississippi*	0	Lexington	Oct 4
13	Mississippi	33	Jackson	Oct 11
16	LSU*	25	Lexington	Oct 18
9	Georgia*	31	Lexington	Oct 25
15	Virginia Tech	17	Blacksburg	Nov 1
34	Vanderbilt	22	Lexington	Nov 8
10	Florida	3	Lexington	Nov 15
9	Tennessee	28	Knoxville	Nov 22

**228** **187**  
**COACH:** Jerry Claiborne  
**CAPTS:** Bill Ransdell, Tom Wilkins

**1987 – Won 5, Lost 6**

41	Utah State	0	Lexington	Sept 12
34	Indiana	15	Lexington	Sept 19
18	Rutgers*	19	E. Rutherford	Sept 26
28	Ohio Univ.	0	Lexington	Oct 3
35	Mississippi*	6	Lexington	Oct 10
9	LSU	34	Baton Rouge	Oct 17
14	Georgia	17	Athens	Oct 24
14	Virginia Tech*	7	Lexington	Oct 31
29	Vanderbilt	38	Nashville	Nov 7
14	Florida	27	Gainesville	Nov 14
22	Tennessee	24	Lexington	Nov 21

**258** **187**  
**COACH:** Jerry Claiborne  
**CAPTS:** Jeff Kremer, Dermontti Dawson

**1988 – Won 5, Lost 6**

18	Central Michigan	7	Lexington	Sept 3
10	Auburn	20	Auburn	Sept 10
15	Indiana	36	Bloomington	Sept 17
38	Kent State	14	Lexington	Sept 24
27	Alabama	31	Lexington	Oct 1
12	LSU*	15	Baton Rouge	Oct 15
16	Georgia	10	Lexington	Oct 22
24	So. Illinois*	10	Lexington	Oct 29
14	Vanderbilt*	13	Lexington	Nov 5
19	Florida	24	Lexington	Nov 12
24	Tennessee	28	Knoxville	Nov 19

**217** **208**  
**COACH:** Jerry Claiborne  
**CAPTS:** Bo Smith, Chris Chenault

**1989 – Won 6, Lost 5**

17	Indiana	14	Lexington	Sept 9
13	North Carolina	6	Lexington	Sept 16
3	Alabama	15	Tuscaloosa	Sept 23
12	Auburn	24	Lexington	Oct 7
33	Rutgers*	26	Lexington	Oct 14
27	LSU*	21	Lexington	Oct 21
23	Georgia	34	Athens	Oct 28
31	Cincinnati	0	Lexington	Nov 4
15	Vanderbilt	11	Nashville	Nov 11
28	Florida	38	Gainesville	Nov 18
10	Tennessee	31	Lexington	Nov 25

**212** **220**  
**COACH:** Jerry Claiborne  
**CAPTS:** Andy Murray, Oliver Barnett

**1990 – Won 4, Lost 7**

20	Central Michigan	17	Lexington	Sept 1
8	Rutgers*	24	E. Rutherford	Sept 8
24	Indiana	45	Lexington	Sept 15
13	North Carolina	16	Chapel Hill	Sept 22
29	Ole Miss	35	Oxford	Oct 6
17	Miss. State*	15	Lexington	Oct 13
20	LSU*	30	Baton Rouge	Oct 20
26	Georgia*	24	Lexington	Oct 27
28	Vanderbilt	21	Lexington	Nov 10
15	Florida	47	Lexington	Nov 17
28	Tennessee	42	Knoxville	Nov 24

**228** **316**  
**COACH:** Bill Curry  
**CAPTS:** Freddie Maggard, Randy Holleran

**1991 – Won 3, Lost 8**

23	Miami (Ohio)*	20	Lexington	Sept 7
10	Indiana	13	Bloomington	Sept 21
24	Kent State*	6	Lexington	Sept 28
14	Mississippi*	35	Lexington	Oct 5
6	Miss. State	31	Starkville	Oct 12
26	LSU	29	Lexington	Oct 19
27	Georgia	49	Athens	Oct 26
20	Cincinnati	17	Lexington	Nov 2
7	Vanderbilt	17	Nashville	Nov 9
26	Florida	35	Gainesville	Nov 16
7	Tennessee	16	Lexington	Nov 23

**190** **268**  
**COACH:** Bill Curry  
**CAPTS:** Greg Lahr, Joey Couch

**1992 – Won 4, Lost 7**

21	Central Michigan*	14	Lexington	Sept 5
19	Florida	35	Gainesville	Sept 12
37	Indiana*	25	Lexington	Sept 19
13	So. Carolina	9	Lexington	Sept 26
14	Mississippi*	24	Oxford	Oct 3
27	LSU*	25	Baton Rouge	Oct 17
7	Georgia*	40	Lexington	Oct 24
36	Miss. State*	37	Lexington	Oct 31
7	Vanderbilt	20	Lexington	Nov 7
13	Cincinnati	17	Cincinnati	Nov 14
13	Tennessee	34	Knoxville	Nov 21

**207** **280**  
**COACH:** Bill Curry  
**CAPTS:** Pookie Jones, Dean Wells, Travis Powers

**1993 – Won 6, Lost 6**

35	Kent*	0	Lexington	Sept 4
20	Florida*	24	Lexington	Sept 11
8	Indiana	24	Bloomington	Sept 18
21	South Carolina*	17	Columbia	Sept 23
21	Mississippi* (HC)	0	Lexington	Oct 2
35	LSU*	17	Lexington	Oct 16
28	Georgia	33	Athens	Oct 23
26	Miss. State	17	Starkville	Oct 30
7	Vanderbilt	12	Nashville	Nov 6
6	East Carolina	3	Lexington	Nov 13
0	Tennessee	48	Lexington	Nov 20

**PEACH BOWL**

13	Clemson*	14	Atlanta	Dec. 31
----	----------	----	---------	---------

**207**      **195****COACH:** Bill Curry**CAPTS:** Pookie Jones, Marty Moore, James Tucker**1994 – Won 1, Lost 10**

20	Louisville*	14	Lexington	Sept 3
7	Florida	73	Gainesville	Sept 10
29	Indiana*	59	Lexington	Sept 17
9	South Carolina*	23	Lexington	Sept 24
14	Auburn*	41	Auburn	Sept 29
13	LSU*	17	Baton Rouge	Oct 15
30	Georgia*	34	Lexington	Oct 22
7	Miss. State*	47	Lexington	Oct 29
6	Vanderbilt	24	Lexington	Nov 5
14	NE Louisiana	21	Lexington	Nov 12
0	Tennessee	52	Knoxville	Nov 19

**149**      **405****COACH:** Bill Curry**CAPTS:** Mark Askin, Melvin Johnson, Robert Stinson, Randy Wyatt**1995 – Won 4, Lost 7**

10	Louisville*	13	Lexington	Sept 2
7	Florida*	42	Lexington	Sept 9
17	Indiana	10	Bloomington	Sept 16
35	South Carolina	30	Columbia	Sept 23
21	Auburn*	42	Lexington	Sept 30
24	LSU*	16	Lexington	Oct 14
3	Georgia	12	Athens	Oct 21
32	Miss. State	42	Starkville	Oct 28
10	Vanderbilt	14	Nashville	Nov 4
33	Cincinnati	14	Lexington	Nov 11
31	Tennessee	34	Lexington	Nov 18

**223**      **269****COACH:** Bill Curry**CAPTS:** Barry Jones, Mike Schlegel, David Snardon, James Tucker**1996 – Won 4, Lost 7**

14	Louisville*	38	Lexington	Aug 31
3	Cincinnati	24	Cincinnati	Sept 7
3	Indiana*	0	Lexington	Sept 21
0	Florida	65	Gainesville	Sept 28
7	Alabama	35	Tuscaloosa	Oct 5
14	South Carolina*	25	Lexington	Oct 12
14	LSU*	41	Baton Rouge	Oct 19
24	Georgia*	17	Lexington	Oct 26
24	Miss. State	21	Lexington	Nov 9
25	Vanderbilt	0	Lexington	Nov 16
10	Tennessee	56	Knoxville	Nov 23

**138**      **322****COACH:** Bill Curry**CAPTS:** Billy Jack Haskins, Van Hiles**1997 – Won 5, Lost 6**

38	Louisville	24	Lexington	Aug 30
27	Miss. State	35	Starkville	Sept 6
49	Indiana	7	Bloomington	Sept 20
28	Florida	55	Lexington	Sept 27
40	Alabama* (OT)	34	Lexington	Oct 4
24	South Carolina	38	Columbia	Oct 11
49	NE Louisiana*	14	Lexington	Oct 18
13	Georgia	23	Athens	Oct 25
28	LSU*	63	Lexington	Nov 1
21	Vanderbilt	10	Nashville	Nov 15
31	Tennessee	59	Lexington	Nov 22

**348**      **362****COACH:** Hal Mumme**CAPTS:** Tremayne Martin, John Schlarman, Littleton Ward**1998 – Won 7, Lost 5**

68	Louisville	34	Louisville	Sept 5
52	Eastern Kentucky	7	Lexington	Sept 12
31	Indiana	27	Lexington	Sept 19
35	Florida	51	Gainesville	Sept 26
20	Arkansas*	27	Little Rock	Oct 3
33	South Carolina*	28	Lexington	Oct 10
39	LSU*	36	Baton Rouge	Oct 17
26	Georgia	28	Lexington	Oct 24
37	Miss. State*	35	Lexington	Nov 7
55	Vanderbilt	17	Lexington	Nov 14
21	Tennessee	59	Knoxville	Nov 21

**14**      **OUTBACK BOWL**

14	Penn State	26	Tampa	Jan 1
----	------------	----	-------	-------

**431**      **375****COACH:** Hal Mumme**CAPTS:** Tim Couch, Jeff Snedegar**1999 – Won 6, Lost 6**

28	Louisville	56	Lexington	Sept 4
45	Connecticut	14	Lexington	Sept 11
44	Indiana	35	Bloomington	Sept 18
10	Florida*	38	Lexington	Sept 25
31	Arkansas	20	Lexington	Oct 2
30	South Carolina	10	Columbia	Oct 9
31	LSU	5	Lexington	Oct 16
34	Georgia	49	Athens	Oct 23
22	Miss. State*	23	Starkville	Nov 4
19	Vanderbilt*	17	Nashville	Nov 13
21	Tennessee	56	Lexington	Nov 20

**HOMEPOINT.COM MUSIC CITY BOWL**

13	Syracuse	20	Nashville	Dec 29
----	----------	----	-----------	--------

**328**      **343****COACH:** Hal Mumme**CAPTS:** Dusty Bonner, George Massey, Marlon McCree, Jeff Snedegar, Anwar Stewart, Anthony White**2000 – Won 2, Lost 9**

34	Louisville* (OT)	40	Louisville	Sept 2
27	South Florida	9	Lexington	Sept 9
41	Indiana*	34	Lexington	Sept 16
31	Florida	59	Gainesville	Sept 23
17	Mississippi*	35	Oxford	Sept 30
17	South Carolina*	20	Lexington	Oct 7
0	LSU	34	Baton Rouge	Oct 14
30	Georgia	34	Lexington	Oct 21
17	Miss. State	35	Lexington	Nov 4
20	Vanderbilt	24	Lexington	Nov 11
20	Tennessee	59	Knoxville	Nov 18

**254**      **383****COACH:** Hal Mumme**CAPTS:** Willie Gary, Derek Homer, Eric Kelly, Quentin McCord, Marlon McCree, Jimmy Robinson, Grayson Smith, Omar Smith



**2001 – Won 2, Lost 9**

10	Louisville	36	Lexington	Sept 1
28	Ball State	20	Lexington	Sept 8
10	Florida	44	Lexington	Sept 22
31	Mississippi	42	Lexington	Sept 29
6	South Carolina	42	Columbia	Oct 6
25	LSU*	29	Lexington	Oct 13
29	Georgia	43	Athens	Oct 20
14	Miss. State	17	Starkville	Nov 3
56	Vanderbilt	30	Nashville	Nov 10
35	Tennessee	38	Lexington	Nov 17
15	Indiana	26	Bloomington	Dec 1

**259** **367**  
**COACH:** Guy Morriss  
**CAPTS:** Dougie Allen, Ronnie Riley

**2002 – Won 7, Lost 5**

22	Louisville*	17	Louisville	Sept 1
77	Texas-El Paso	17	Lexington	Sept 7
27	Indiana*	17	Lexington	Sept 14
44	Middle Tennessee	22	Lexington	Sept 21
34	Florida	41	Gainesville	Sept 28
12	South Carolina*	16	Lexington	Oct 12
29	Arkansas	17	Fayetteville	Oct 19
24	Georgia	52	Lexington	Oct 26
45	Miss. State	24	Starkville	Nov 2
30	LSU	33	Lexington	Nov 9
41	Vanderbilt	21	Lexington	Nov 16
0	Tennessee	24	Knoxville	Nov 30

**385** **301**  
**COACH:** Guy Morriss  
**CAPTS:** Jared Lorenzen, Glenn Pakulak, Ronnie Riley

**2003 – Won 4, Lost 8**

24	Louisville*	40	Lexington	Aug 31
37	Murray State*	6	Lexington	Sept 6
17	Alabama*	27	Tuscaloosa	Sept 13
34	Indiana	17	Bloomington	Sept 20
21	Florida	24	Lexington	Sept 27
21	South Carolina*	27	Columbia	Oct 9
35	Ohio*	14	Lexington	Oct 18
42	Miss. State	17	Lexington	Oct 25
63	Arkansas* (7 OT)	71	Lexington	Nov 1
17	Vanderbilt	27	Nashville	Nov 15
10	Georgia	30	Athens	Nov 22
7	Tennessee	20	Lexington	Nov 29

**328** **321**  
**COACH:** Rich Brooks  
**CAPTS:** Jared Lorenzen, Vincent "Sweet Pea" Burns

**2004 – Won 2, Lost 9**

0	Louisville	28	Louisville	Sept 5
51	Indiana*	32	Lexington	Sept 18
3	Florida	20	Gainesville	Sept 25
16	Ohio*	28	Lexington	Oct 2
17	Alabama	45	Lexington	Oct 9
7	South Carolina*	12	Lexington	Oct 16
10	Auburn	42	Auburn	Oct 23
7	Miss. State	22	Starkville	Oct 30
17	Georgia	62	Lexington	Nov 6
14	Vanderbilt	13	Lexington	Nov 13
31	Tennessee	37	Knoxville	Nov 27

**173** **341**  
**COACH:** Rich Brooks  
**CAPTS:** Shane Boyd, Vincent "Sweet Pea" Burns

**2005 – Won 3, Lost 8**

24	Louisville	31	Lexington	Sept 4
41	Idaho State*	29	Lexington	Sept 10
14	Indiana	38	Bloomington	Sept 17
28	Florida	49	Lexington	Sept 24
16	South Carolina	44	Columbia	Oct 8
7	Mississippi	13	Oxford	Oct 22
13	Miss. State*	7	Lexington	Oct 29
27	Auburn	49	Lexington	Nov 5
48	Vanderbilt	43	Nashville	Nov 12
13	Georgia	45	Athens	Nov 19
8	Tennessee	27	Lexington	Nov 26

**239** **375**  
**COACH:** Rich Brooks  
**CAPTS:** Muhammad Abdullah, Tommy Cook

**2006 – Won 8, Lost 5**

28	Louisville*	59	Louisville	Sept 3
41	Texas State*	7	Lexington	Sept 9
31	Ole Miss*	14	Lexington	Sept 16
7	Florida*	26	Gainesville	Sept 23
45	Central Michigan*	36	Lexington	Sept 30
17	South Carolina*	24	Lexington	Oct 7
0	LSU*	49	Baton Rouge	Oct 14
34	Miss. State	31	Starkville	Oct 28
24	Georgia	20	Lexington	Nov 4
38	Vanderbilt	26	Lexington	Nov 11
42	Louisiana-Monroe	40	Lexington	Nov 18
12	Tennessee	17	Knoxville	Nov 25

**GAYLORD HOTELS MUSIC CITY BOWL**  
**28** **20** **29**  
**347** **369**  
**COACH:** Rich Brooks  
**CAPTS:** Keenan Burton, Lamar Mills

**2007 – Won 8, Lost 5**

51	Eastern Kentucky*	10	Lexington	Sept 1
56	Kent State*	20	Lexington	Sept 8
40	Louisville*	34	Lexington	Sept 15
42	Arkansas*	29	Fayetteville	Sept 22
45	Florida Atlantic	17	Lexington	Sept 29
23	South Carolina*	38	Columbia	Oct 4
43	LSU (3 OT)	37	Lexington	Oct 13
37	Florida	45	Lexington	Oct 20
14	Mississippi State	31	Lexington	Oct 27
27	Vanderbilt	20	Nashville	Nov 10
13	Georgia	24	Athens	Nov 17
50	Tennessee (4 OT)	52	Lexington	Nov 24

**GAYLORD HOTELS MUSIC CITY BOWL**  
**35** **28** **31**  
**475** **385**  
**COACH:** Rich Brooks  
**CAPTS:** Andre' Woodson, Wesley Woodyard

**2008 – Won 7, Lost 6**

27	Louisville	2	Louisville	Aug 31
38	Norfolk State*	3	Lexington	Sept 6
20	Middle Tennessee*	14	Lexington	Sept 13
41	W. Kentucky*	3	Lexington	Sept 27
14	Alabama	17	Tuscaloosa	Oct 4
17	South Carolina	24	Lexington	Oct 11
21	Arkansas*	20	Lexington	Oct 18
5	Florida	63	Gainesville	Oct 25
14	Miss. State	13	Starkville	Nov 1
38	Georgia	42	Lexington	Nov 8
24	Vanderbilt*	31	Lexington	Nov 15
10	Tennessee*	28	Knoxville	Nov 29

**AUTOZONE LIBERTY BOWL**  
**25** **19** **2**  
**294** **279**  
**COACH:** Rich Brooks  
**CAPTS:** Braxton Kelley, Tony Dixon



**2009 – Won 7, Lost 6**

42	Miami (Ohio)	0	Cincinnati	Sept 5
31	Louisville	27	Lexington	Sept 19
7	Florida*	41	Lexington	Sept 26
20	Alabama	38	Lexington	Oct 3
26	South Carolina	28	Columbia	Oct 10
21	Auburn*	14	Auburn	Oct 17
36	La-Monroe*	13	Lexington	Oct 24
24	Mississippi State*	31	Lexington	Oct 31
37	Eastern Kentucky	12	Lexington	Nov 7
24	Vanderbilt	13	Nashville	Nov 14
34	Georgia*	27	Athens	Nov 21
24	Tennessee* (1 OT)	30	Lexington	Nov 28

**GAYLORD HOTELS MUSIC CITY BOWL**

13	Clemson	21	Nashville	Dec 27
----	---------	----	-----------	--------

**339** **295**  
**COACH:** Rich Brooks  
**CAPTS:** Zipp Duncan, Corey Peters

**2010 – Won 6, Lost 7**

23	Louisville	16	Louisville	Sept 4
63	Western Ky.*	28	Lexington	Sept 11
47	Akron*	10	Lexington	Sept 18
14	Florida*	48	Gainesville	Sept 25
35	Ole Miss	42	Oxford	Oct 2
34	Auburn*	37	Lexington	Oct 9
31	South Carolina*	28	Lexington	Oct 16
31	Georgia*	44	Lexington	Oct 23
17	Mississippi State*	24	Starkville	Oct 30
49	Char. Southern	21	Lexington	Nov 6
38	Vanderbilt	20	Lexington	Nov 13
14	Tennessee	24	Knoxville	Nov 27

**BBVA COMPASS BOWL**

10	Pittsburgh	27	Birmingham	Jan 8
----	------------	----	------------	-------

**339** **295**  
**COACH:** Joker Phillips  
**CAPTS:** DeQuin Evans, Randall Cobb

**2011 – Won 5, Lost 7**

14	Western Ky.*	3	Nashville	Sept 1
27	Central Michigan	13	Lexington	Sept 10
17	Louisville*	24	Lexington	Sept 17
10	Florida*	48	Lexington	Sept 24
7	LSU	35	Baton Rouge	Oct 1
3	South Carolina	54	Columbia	Oct 8
38	Jacksonville State	14	Lexington	Oct 22
16	Mississippi State*	28	Lexington	Oct 29
30	Ole Miss	13	Lexington	Nov 5
8	Vanderbilt	38	Nashville	Nov 12
10	Georgia	19	Athens	Nov 19
10	Tennessee	7	Lexington	Nov 26

**190** **296**  
**COACH:** Joker Phillips  
**CAPTS:** Stuart Hines, Danny Trevathan

**2012 – Won 2, Lost 10**

14	Louisville	32	Louisville	Sept 2
47	Kent State*	14	Lexington	Sept 8
31	WKU* (1 OT)	32	Lexington	Sept 15
0	Florida	38	Gainesville	Sept 22
17	South Carolina*	38	Lexington	Sept 29
14	Mississippi State	27	Lexington	Oct 6
7	Arkansas*	49	Fayetteville	Oct 13
24	Georgia*	29	Lexington	Oct 20
10	Missouri	33	Columbia	Oct 27
0	Vanderbilt	40	Lexington	Nov 3
34	Samford	3	Lexington	Nov 10
17	Tennessee	37	Knoxville	Nov 24

**215** **372**  
**COACH:** Joker Phillips  
**CAPTS:** Matt Smith, Collins Ukwo

**2013 – Won 2, Lost 10**

26	WKU*	35	Nashville	Aug 31
41	Miami (Ohio)	7	Lexington	Sept 7
13	Louisville	27	Lexington	Sept 14
7	Florida*	24	Lexington	Sept 28
28	South Carolina*	35	Columbia	Oct 5
7	Alabama*	48	Lexington	Oct 12
22	Mississippi State*	28	Starkville	Oct 24
48	Alabama State *	14	Lexington	Nov 2
17	Missouri	48	Lexington	Nov 9
6	Vanderbilt	22	Nashville	Nov 16
17	Georgia*	59	Athens	Nov 23
13	Tennessee*	27	Lexington	Nov 30

**246** **374**  
**COACH:** Mark Stoops  
**CAPTS:** Avery Williamson and game captains

**2014 – Won 5, Lost 7**

59	UT Martin	14	Lexington	Aug 30
20	Ohio	3	Lexington	Sept 6
30	Florida* (3 OT)	36	Gainesville	Sept 13
17	Vanderbilt	7	Lexington	Sept 27
45	South Carolina*	38	Lexington	Oct 4
48	ULM	14	Lexington	Oct 11
3	LSU*	41	Baton Rouge	Oct 18
31	Mississippi State	45	Lexington	Oct 25
10	Missouri	20	Columbia	Nov 1
31	Georgia	63	Lexington	Nov 8
16	Tennessee	50	Knoxville	Nov 15
40	Louisville	44	Louisville	Nov 29

**350** **375**  
**COACH:** Mark Stoops  
**CAPTS:** Javess Blue, Alvin "Bud" Dupree, Za'Darius Smith, Jordan Swindle

**2015 – Won 5, Lost 7**

40	UL Lafayette*	33	Lexington	Sept 5
26	South Carolina*	22	Columbia	Sept 12
9	Florida*	14	Lexington	Sept 19
21	Missouri*	13	Lexington	Sept 26
34	Eastern Ky. (OT)*	27	Lexington	Oct 3
27	Auburn*	30	Lexington	Oct 15
16	Mississippi State*	42	Starkville	Oct 24
21	Tennessee*	52	Lexington	Oct 31
3	Georgia	27	Athens	Nov 7
17	Vanderbilt	21	Nashville	Nov 14
58	Charlotte*	10	Lexington	Nov 21
24	Louisville	38	Lexington	Nov 28

**296** **329**  
**COACH:** Mark Stoops  
**CAPTS:** Farrington Huguenin, Josh Forrest, Patrick Towles, Jordan Swindle, Melvin Lewis, A.J. Stamps

**2016 – Won 7, Lost 6**

35	Southern Miss*	44	Lexington	Sept 3
7	Florida	45	Gainesville	Sept 10
62	New Mexico St.	42	Lexington	Sept 17
17	South Carolina*	10	Lexington	Sept 24
6	Alabama*	34	Tuscaloosa	Oct 1
20	Vanderbilt	13	Lexington	Oct 8
40	Mississippi State*	38	Lexington	Oct 22
35	Missouri	21	Columbia	Oct 29
24	Georgia*	27	Lexington	Nov 5
36	Tennessee	49	Knoxville	Nov 12
49	Austin Peay	13	Lexington	Nov 19
41	Louisville	38	Louisville	Nov 26

**TAXSLAYER BOWL**

18	Georgia Tech	33	Jacksonville	Dec 31
----	--------------	----	--------------	--------

**390** **407**  
**COACH:** Mark Stoops  
**CAPTS:** Jon Toth, Courtney Miggins, Courtney Love, Jeff Badet, Jojo Kemp, Marcus McWilson



**2017 – Won 7, Lost 6**

24	Southern Miss	17	Hattiesburg	Sept 2
27	Eastern Ky.	16	Lexington	Sept 9
23	South Carolina*	13	Columbia	Sept 16
27	Florida*	28	Lexington	Sept 23
24	Eastern Mich.	20	Lexington	Sept 30
40	Missouri*	34	Lexington	Oct 7
7	Mississippi State	45	Starkville	Oct 21
29	Tennessee*	26	Lexington	Oct 28
34	Ole Miss	37	Lexington	Nov 4
44	Vanderbilt	21	Nashville	Nov 11
13	Georgia	42	Athens	Nov 18
17	Louisville	44	Lexington	Nov 25

**FRANKLIN AMERICAN MORTGAGE MUSIC CITY BOWL**

23	Northwestern	24	Nashville	Dec 29
<b>332</b>		<b>367</b>		

**COACH:** Mark Stoops

**CAPTS:** Mike Edwards, Nick Haynes, Stephen Johnson, Courtney Love, Garrett Johnson, Charles Walker

**2018 – Won 10, Lost 3**

35	Central Michigan	20	Lexington	Sept 1
27	Florida*	16	Gainesville	Sept 8
48	Murray State	10	Lexington	Sept 15
28	Mississippi State*	7	Lexington	Sept 22
24	South Carolina*	10	Lexington	Sept 29
14	Texas A&M (OT)*	20	College Station	Oct 6
14	Vanderbilt*	7	Lexington	Oct 20
15	Missouri	14	Columbia	Oct 27
17	Georgia	34	Lexington	Nov 3
7	Tennessee	24	Knoxville	Nov 10
34	Middle Tennessee	23	Lexington	Nov 17
56	Louisville*	10	Louisville	Nov 24

**VRBO CITRUS BOWL**

27	Penn State	24	Orlando	Jan 1
<b>346</b>		<b>219</b>		

**COACH:** Mark Stoops

**CAPTS:** Josh Allen, George Asafo-Adjei, C.J. Conrad, Kash Daniel, Mike Edwards, Benny Snell Jr.

**2019 – Won 8, Lost 5**

38	Toledo	24	Lexington	Aug 31
38	Eastern Michigan*	17	Lexington	Sept 7
21	Florida*	29	Lexington	Sept 14
13	Mississippi State	28	Starkville	Sept 21
7	South Carolina*	24	Columbia	Sept 28
24	Arkansas*	20	Lexington	Oct 12
0	Georgia*	21	Athens	Oct 19
29	Missouri*	7	Lexington	Oct 26
13	Tennessee*	17	Lexington	Nov 9
38	Vanderbilt	14	Nashville	Nov 16
50	UT Martin	7	Lexington	Nov 23
45	Louisville	13	Lexington	Nov 30

**BELK BOWL**

37	Virginia Tech	30	Charlotte	Dec 31
<b>353</b>		<b>251</b>		

**COACH:** Mark Stoops

**CAPTS:** Lynn Bowden Jr., Kash Daniel, Logan Stenberg, Terry Wilson, Josh Paschal

**# 2020 – Won 5, Lost 6**

13	Auburn	29	Auburn	Sept 26
41	Ole Miss (OT)	42	Lexington	Oct 3
24	Mississippi State*	2	Lexington	Oct 10
34	Tennessee	7	Knoxville	Oct 17
10	Missouri	20	Columbia	Oct 24
3	Georgia	14	Lexington	Oct 31
38	Vanderbilt	35	Lexington	Nov 14
3	Alabama	63	Tuscaloosa	Nov 21
10	Florida	34	Gainesville	Nov 28
41	South Carolina*	18	Lexington	Dec 5

**TAXSLAYER GATOR BOWL**

23	NC State	21	Jacksonville	Jan 2
<b>240</b>		<b>285</b>		

**COACH:** Mark Stoops

**CAPTS:** Josh Ali, Quinton Bohanna, Yusuf Corker, Max Duffy, Drake Jackson, Josh Paschal, DeAndre Square, Boogie Watson, Terry Wilson and Landon Young

# Due to COVID 19, 2020 was a 10-game, SEC-only regular season schedule

**2021 – Won 10, Lost 3**

45	ULM	10	Lexington	Sept 4
35	Missouri*	28	Lexington	Sept 11
28	Chattanooga	23	Lexington	Sept 18
16	South Carolina*	10	Columbia	Sept 25
20	Florida*	13	Lexington	Oct 2
42	LSU*	21	Lexington	Oct 9
13	Georgia	30	Athens	Oct 16
17	Mississippi State*	31	Starkville	Oct 30
42	Tennessee*	45	Lexington	Nov 6
34	Vanderbilt*	17	Nashville	Nov 13
56	New Mexico St.	10	Lexington	Nov 20
52	Louisville*	21	Louisville	Nov 27

**VRBO CITRUS BOWL**

20	Iowa	17	Orlando	Jan 1
<b>432</b>		<b>276</b>		

**COACH:** Mark Stoops

**CAPTS:** Josh Ali, Yusuf Corker, Luke Fortner, Will Levis, Marquan Mccall, Josh Paschal, Chris Rodriguez Jr. and DeAndre Square

**2022 – Won 7, Lost 6**

37	Miami (Ohio)*	13	Lexington	Sept 3
26	Florida*	16	Gainesville	Sept 10
31	Youngstown State	0	Lexington	Sept 17
31	Northern Illinois*	23	Lexington	Sept 24
19	Ole Miss	22	Oxford	Oct 1
14	South Carolina*	24	Lexington	Oct 8
27	Mississippi State*	17	Lexington	Oct 15
6	Tennessee*	44	Knoxville	Oct 29
21	Missouri	17	Columbia	Nov 5
21	Vanderbilt	24	Lexington	Nov 12
6	Georgia	16	Lexington	Nov 19
26	Louisville	13	Lexington	Nov 26

**TRANSPECT MUSIC CITY BOWL**

0	Iowa	21	Nashville	Dec. 31
<b>265</b>		<b>250</b>		

**COACH:** Mark Stoops

**CAPTS:** Will Levis, Jordan Wright, Chris Rodriguez Jr., Deandre Square, JJ Weaver, Jacquez Jones, and Kenneth Horsey

\* indicates night game

**2023 – Won 7, Lost 6**

44	Ball State	14	Lexington	Sept. 2
28	Eastern Kentucky	17	Lexington	Sept. 9
35	Akron*	3	Lexington	Sept. 16
45	Vanderbilt	28	Nashville	Sept. 23
33	Florida	14	Lexington	Sept. 30
13	Georgia*	51	Athens	Oct. 7
21	Missouri*	38	Lexington	Oct. 14
27	Tennessee*	33	Lexington	Oct. 28
24	Mississippi State*	3	Starkville	Nov. 4
21	Alabama	49	Lexington	Nov. 11
14	South Carolina	17	Columbia	Nov. 18
38	Louisville	31	Louisville	Nov. 25

**TAXSLAYER GATOR BOWL**

35	Clemson	38	Jacksonville	Dec. 29
<b>378</b>		<b>336</b>		

**COACH:** Mark Stoops

**CAPTS:** Zion Childress, Eli Cox, Kenneth Horsey, Devin Leary, Deone Walker, Trevin Wallace, J.J. Weaver

\* indicates night game

In 2021, DE Josh Paschal became the first player in school history to be elected team captain three straight seasons. LB DeAndre Square was the second in 2022.



## KENTUCKY'S GAME-WINNING SCORES IN THE FOURTH QUARTER

(Since 1940)

- November 25, 2023 at Louisville: 37-yard touchdown run by Ray Davis with 1:02 left, won the game 38-31
- Nov. 5, 2022 at Missouri: 22-yard touchdown pass from Will Levis to Dane Key with 5:18 left, won the game 21-17
- Jan. 1, 2022 vs. Iowa: 6-yard touchdown run by Chris Rodriguez Jr., with 1:48 left, won the game 20-17
- Sept. 18, 2021 vs. Chattanooga: 31-yard touchdown pass from Will Levis to Izayah Cummings with 10:18 left, put Kentucky up 21-16, went on to win 28-23
- Sept. 11, 2021 vs. Missouri: Eli Cox fumble recovery in the end zone with 11:28 left, won the game 35-28
- Dec. 31, 2019 vs. Virginia Tech: 13-yard touchdown pass from Lynn Bowden Jr. to Josh Ali with :19 seconds left, won the game 37-30
- Oct. 12, 2019 vs. Arkansas: 24-yard touchdown run by Lynn Bowden Jr. with 6:53 left, won the game 24-20
- Oct. 27, 2018 vs. Missouri: 2-yard touchdown pass from Terry Wilson to C.J. Conrad with 0:00 left, won the game 15-14
- Oct. 20, 2018 vs. Vanderbilt: 7-yard touchdown run by Benny Snell Jr., with 8:04 left, won the game 14-7
- Oct. 7, 2017 vs. Missouri: 53-yard field goal made by Austin MacGinnis with 9:40 left, put Kentucky up 37-34, went on to win 40-34
- Nov. 26, 2016 at Louisville: 47-yard field goal made by Austin MacGinnis with 12 seconds left, won the game 41-38
- Oct. 22, 2016 vs. Mississippi State: 51-yard field goal made by Austin MacGinnis as time expired, won the game 40-38
- Sep. 24, 2016 vs. South Carolina: one-yard touchdown run by Benny Snell with 10:21 left, won the game 17-10
- Sep. 5, 2015 vs. Louisiana-Lafayette: 12-yard touchdown run by Mikel Horton with 57 seconds left, won the game 40-33
- Oct. 4, 2014 vs. South Carolina: six-yard interception return for a touchdown by Bud Dupree with 2:29 left, won the game 45-38
- Nov. 5, 2011 vs. Ole Miss: 38-yard touchdown pass from Maxwell Smith to La'Rod King with 12:22 left, put Kentucky up 16-13, went on to win 30-13
- Oct. 16, 2010 vs. South Carolina: 24-yard touchdown pass from Mike Hartline to Randall Cobb with 1:15 left, won the game 31-28
- Nov. 21, 2009 at Georgia: one-yard touchdown run by Randall Cobb with 9:55 left, won the game 34-27
- Oct. 17, 2009 at Auburn: four-yard touchdown run by Randall Cobb with 3:17 left, won the game 21-14
- Sep. 19, 2009 vs. Louisville: 12-yard touchdown pass from Mike Hartline to Randall Cobb with 4:28 left, won the game 31-27
- Jan. 2, 2009 vs. ECU (Liberty Bowl): 56-yard fumble return for a touchdown by Ventrell Jenkins with 3:02 left, won the game 25-19
- Oct. 18, 2008 vs. Arkansas: 21-yard touchdown pass from Mike Hartline to Randall Cobb with 2:21 left, won the game 21-20
- Sep. 13, 2008 vs. Middle Tennessee State: six-yard touchdown pass from Mike Hartline to Derrick Locke with 12:20 left, put Kentucky up 17-14, went on to win 20-14
- Nov. 10, 2007 at Vanderbilt: four-yard touchdown run by Derrick Locke with 5:58 left, won the game 27-20
- Sep. 22, 2007 at Arkansas: 32-yard touchdown pass from Andre Woodson to Keenan Burton with 4:02 left, put Kentucky up 35-29, went on to win 42-29
- Sep. 15, 2007 vs. Louisville: 57-yard touchdown pass from Andre Woodson to Stevie Johnson with 28 seconds left, won the game 40-34
- Nov. 18, 2006 vs. Louisiana-Monroe: 34-yard field goal made by Lones Seiber with 14:08 left, put Kentucky up 36-34, went on to win 42-40
- Nov. 11, 2006 vs. Vanderbilt: three-yard touchdown run by Rafael Little with 13:16 left, put Kentucky up 24-20, went on to win 38-26
- Nov. 4, 2006 vs. Georgia: three-yard touchdown run by Tony Dixon with 1:21 left, won the game 24-20
- Sep. 10, 2005 vs. Idaho State: 99-yard kickoff return for a touchdown by Rafael Little with 4:51 left, put Kentucky up 34-29, went on to win 41-29
- Nov. 13, 2004 vs. Vanderbilt: 25-yard touchdown pass from Shane Boyd to Glenn Holt with 1:39 left, won the game 14-13
- Sep. 14, 2002 vs. Indiana: six-yard touchdown pass from Jared Lorenzen to Chase Harp with 14:54 left, put Kentucky up 21-17, went on to win 27-17
- Sep. 16, 2000 vs. Indiana: 21-yard fumble return for a touchdown by Matt Layow with 1:57 left, won the game 41-34
- Oct. 17, 1998 at LSU: 33-yard field goal made by Seth Hanson as time expired, won the game 39-36
- Sep. 19, 1998 vs. Indiana: 46-yard interception return for a touchdown by John Rader with 11:36 left, won the game 31-27
- Nov. 9, 1996 vs. Mississippi State: 24-yard touchdown pass from Billy Jack Haskins to Norman Mason with 7:03 left, won the game 24-21
- Sep. 21, 1996 vs. Indiana: 26-yard field goal made by Brian Johnson with 14 seconds left, won the game 3-0
- Oct. 14, 1995 vs. LSU: six-yard touchdown run by Raymond McLaurin with 9:06 left, put Kentucky up 21-16, went on to win 24-16
- Sep. 16, 1995 at Indiana: 42-yard touchdown run by Billy Jack Haskins with 13:10 left, put Kentucky up 14-10, went on to win 17-10
- Sep. 3, 1994 vs. Louisville: four-yard touchdown run by Antonio O'Ferral with 3:18 left, won the game 20-14
- Nov. 13, 1993 vs. East Carolina: 30-yard field goal made by Nicky Nickels with 28 seconds left, won the game 6-3
- Sep. 23, 1993 at South Carolina: one-yard touchdown run by Michael Woodfork with 4:55 left, won the game 21-17
- Nov. 2, 1991 vs. Cincinnati: 53-yard field goal made by Doug Pelfrey as time expired, won the game 20-17
- Nov. 10, 1990 vs. Vanderbilt: five-yard touchdown pass from Freddie Maggard to John Bolden with 10:31 left, won the game 28-21
- Oct. 27, 1990 vs. Georgia: 32-yard field goal made by Doug Pelfrey with seven seconds left, won the game 26-24
- Sep. 1, 1990 vs. Central Michigan: 32-yard field goal made by Doug Pelfrey with 12:23 left, won the game 20-17
- Nov. 11, 1989 at Vanderbilt: eight-yard touchdown run by Mike Thomas with 8:04 left, won the game 15-11



- Nov. 2, 1985 vs. East Tennessee State: eight-yard touchdown run by Ivy Joe Hunter, put Kentucky up 20-13, went on to win 23-13
- Sep. 21, 1985 vs. Tulane: 20-yard touchdown run by Mark Higgs with 2:17 left, won the game 16-11
- Dec. 29, 1984 vs. Wisconsin (Hall of Fame Bowl): 52-yard field goal made by Doug Pelfrey with 8:55 left, won the game 20-19
- Oct. 13, 1984 at Mississippi State: one-yard touchdown run by George Adams with 6:54 left, won the game 17-13
- Sep. 22, 1984 at Tulane: two-yard touchdown run by George Adams with 8:58 remaining, won the game 30-26
- Nov. 7, 1981 at Vanderbilt: 87-yard punt return for a touchdown by Andy Molls with 5:29 left, won the game 17-10
- Sep. 27, 1980 vs. Bowling Green: one-yard touchdown run by Randy Brooks, put Kentucky up 21-14, went on to win 21-20
- Sep. 6, 1980 vs. Utah State: one-yard touchdown run by Terry Henry with 11:06 left, put Kentucky up 14-10, went on to win 17-10
- Sep. 23, 1978 vs. Baylor: 10-yard touchdown pass from Mike Deaton to Greg Nord, won the game 25-21
- Nov. 19, 1977 vs. Tennessee: one-yard touchdown run by Derrick Ramsey with 5:29 left, won the game 21-17
- Sep. 10, 1977 vs. North Carolina: one-yard touchdown run by Derrick Ramsey with 2:33 left, won the game 10-7
- Nov. 16, 1974 vs. Florida: one-yard touchdown run by Steve Campassi, put Kentucky up 31-24, went on to win 41-24
- Oct. 19, 1974 vs. LSU: one-yard touchdown run by Sonny Collins with 3:05 left, won the game 20-13
- Nov. 11, 1972 vs. Vanderbilt: four-yard touchdown run by Sonny Collins with 12:40 left, won the game 14-13
- Nov. 6, 1971 at Vanderbilt: 43-yard interception return for a touchdown by Darryl Bishop as time expired, won the game 14-7
- Sep. 11, 1971 at Clemson: 27-yard field goal made by Tom Kirk with 4:57 left, won the game 13-10
- Sep. 21, 1968 vs. Missouri: 26-yard touchdown run by Dicky Lyons, Sr. with 4:38 left, won the game 12-6
- Nov. 11, 1967 at Vanderbilt: one-yard touchdown run by Dave Bair with 1:02 left, won the game 12-7
- Nov. 5, 1966 vs. Vanderbilt: one-yard touchdown run by Dicky Lyons, Sr. with 2:51 left, won the game 14-10
- Oct. 9, 1965 vs. Florida State: one-yard touchdown run by Rodger Bird with 2:26 left, won the game 26-24
- Nov. 21, 1964 at Tennessee: 32-yard touchdown pass from Rick Norton to Rick Kestner with 11:46 left, won the game 12-7
- Sep. 26, 1964 at Ole Miss (Jackson, MS): 22-yard touchdown pass from Rick Norton to Rick Kestner with 2:38 left, won the game 27-21
- Sep. 19, 1964 vs. Detroit: one-yard touchdown run by Rodger Bird with 3:50 left, won the game 13-6
- Nov. 24, 1962 at Tennessee: 19-yard field goal made by Clarkie Mayfield with 16 seconds left, won the game 12-10
- Nov. 10, 1962 vs. Vanderbilt: 16-yard touchdown run by Darrell Cox with 13:15 left, won the game 7-0
- Oct. 7, 1961 at Auburn: six-yard touchdown pass from Jerry Woolum to Tom Hutchinson with 3:12 left, won the game 14-12
- Oct. 15, 1960 vs. LSU: 28-yard field goal made by Clarkie Mayfield with 2:32 left, won the game 3-0
- Nov. 15, 1958 vs. Xavier: six-yard touchdown run by Calvin Bird, put Kentucky up 7-0, went on to win 20-6
- Oct. 27, 1956 at Georgia: 43-yard touchdown pass from Kenny Robertson to John Cornelius with 2 minutes left, won the game 14-7
- Oct. 29, 1955 vs. Rice: 12-yard touchdown run by Bob Hardy with 3:40 left, won the game 20-16
- Oct. 22, 1955 vs. Florida: 20-yard field goal made by Delmar Hughes with 34 seconds left, won the game 10-7
- Sep. 24, 1955 vs. Ole Miss: one-yard touchdown run by Bob Hardy with 11:47 left, won the game 21-14
- Nov. 20, 1954 at Tennessee: 22-yard touchdown pass from Bob Hardy to Howard Schnellenberger with 3:20 left, won the game 14-13
- Oct. 9, 1954 vs. Auburn: one-yard touchdown run by Bob Hardy with 8:31 left, won the game 21-14
- Oct. 2, 1954 vs. LSU: four-yard touchdown run by Dick Mitchell with 1:03 left, won the game 7-6
- Nov. 21, 1953 vs. Tennessee: 22-yard touchdown run by Ralph Paolone with 6 minutes left, won the game 27-21
- Sep. 29, 1945 vs. Cincinnati: 59-yard touchdown run by Jim Barnett, won the game 13-7



## ALL-TIME COMEBACK WINS

- 1. -18 Oct. 16, 2010: Trailed South Carolina 28-10 in the third quarter, went on to win 31-28 (at Kentucky)
- 2. -17 Sept. 19, 1998: Trailed Indiana 20-3 in the second quarter, went on to win 31-27 (at Kentucky)
- 17 Oct. 25, 2003: Trailed Mississippi State 17-0 in the second quarter, went on to win 42-17 (at Kentucky)
- 4. -14 Nov. 2, 1991: Trailed Cincinnati 14-0 in the second quarter, went on to win 20-17 (at Kentucky)
- 14 Nov. 21, 2009: Trailed Georgia 27-13 in the third quarter, went on to win 34-27 (at Georgia)
- 14 **Oct. 4, 2014: Trailed South Carolina 38-24 in the fourth quarter, went on to win 45-38 (at Kentucky)**
- 14 **Oct. 3, 2015: Trailed Eastern Ky. 27-13 in the fourth quarter, went on to win 34-27 in overtime (at Kentucky)**
- 8. -13 Oct. 17, 1914: Trailed Mississippi A&M (now Mississippi State) 13-0 in the second quarter, went on to win 19-13 (at Kentucky)
- 13 Dec. 29, 1984: Trailed Wisconsin 13-0 in the first quarter of the Hall of Fame Bowl, went on to win 20-19
- 13 Sept. 16, 2000: Trailed Indiana 20-7 in the second quarter, went on to win 41-34 (at Kentucky)
- 13 Nov. 13, 2004: Trailed Vanderbilt 13-0 in the fourth quarter, went on to win 14-13 (at Kentucky)
- 13 Sept. 22, 2007: Trailed Arkansas 20-7 in the second quarter, went on to win 42-29 (at Arkansas)
- 13 Oct. 13, 2007: Trailed LSU 27-14 in the third quarter, went on to win 43-37 in three overtimes (at Kentucky)
- 13 Oct. 18, 2008: Trailed Arkansas 20-7 in the fourth quarter, went on to win 21-20 (at Kentucky)
- 13 Jan. 2, 2009: Trailed East Carolina 16-3 in the third quarter of the Liberty Bowl, went on to win 25-19
- 13 **Nov. 19, 2016: Trailed Austin Peay 13-0 in the second quarter, went on to win 49-13 (at Kentucky)**
- 13 **Oct. 12, 2019: Trailed Arkansas 13-0 in the second quarter, went on to win 24-20 (at Kentucky)**
- 18. -11 Nov. 16, 1974: Trailed Florida 17-6 in the second quarter, went on to win 41-24 (at Kentucky)
- 11 Nov. 9, 1996: Trailed Mississippi State 14-3 in the second quarter, went on to win 24-21 (at Kentucky)
- 11 Nov. 7, 1998: Trailed Mississippi State 29-18 in the third quarter, went on to win 37-35 (at Kentucky)
- 11 Nov. 4, 2006: Trailed Georgia 14-3 in the second quarter, went on to win 24-20 (at Kentucky)
- 11 **Oct. 11, 2014: Trailed Louisiana-Monroe 14-3 in the second quarter, went on to win 48-14 (at Kentucky)**
- 11 **Oct. 22, 2016: Trailed Mississippi State 14-3 in the second quarter, went on to win 40-38 (at Kentucky)**
- 11 **Oct. 27, 2018: Trailed Missouri 14-3 in the fourth quarter, went on to win 15-14 (at Missouri)**
- 11 **Nov. 16, 2019: Trailed Vanderbilt 14-3 in the first quarter, went on to win 38-14 (at Vanderbilt)**
- 24. -10 Nov. 1, 1913: Trailed Earlham 10-0 in the second quarter, went on to win 28-10 (at Kentucky)
- 10 Oct. 23, 1965: Trailed Georgia 10-0 in the second quarter, went on to win 28-10 (at Kentucky)
- 10 Nov. 5, 1966: Trailed Vanderbilt 10-0 in the fourth quarter, went on to win 14-10 (at Kentucky)
- 10 Oct. 1, 1977: Trailed Penn State 10-0 in the first quarter, went on to win 24-20 (at Penn State)
- 10 Oct. 14, 1978: Trailed Ole Miss 10-0 in the third quarter, went on to win 24-17 (at Ole Miss)
- 10 Nov. 7, 1981: Trailed Vanderbilt 10-0 in the second quarter, went on to win 17-10 (at Vanderbilt)
- 10 Oct. 12, 1985: Trailed Mississippi State 10-0 in the second quarter, went on to win 33-19 (at Kentucky)
- 10 Oct. 27, 1990: Trailed Georgia 10-0 in the second quarter, went on to win 26-24 (at Kentucky)
- 10 Sept. 23, 1993: Trailed South Carolina 17-7 in the fourth quarter, went on to win 21-17 (at South Carolina)
- 10 Sept. 16, 1995: Trailed Indiana 10-0 in the second quarter, went on to win 17-10 (at Indiana)
- 10 Sept. 10, 2011: Trailed Central Michigan 13-3 in the second quarter, went on to win 27-13 (at Kentucky)
- 10 **Nov. 26, 2016: Trailed Louisville 24-14 in the second quarter, went on to win 41-38 (at Louisville)**
- 10 **Sept. 9, 2017: Trailed Eastern Kentucky 13-3 in the second quarter, went on to win 27-16 (at Kentucky)**
- 10 **Sept. 1, 2017: Trailed Central Michigan 17-7 in the second quarter, went on to win 35-20 (at Kentucky)**
- 10 **Dec. 31, 2019: Trailed Virginia Tech 17-7 in the second quarter, went on to win 37-30 (in the Belk Bowl)**
- 10 **Nov. 25, 2024: Trailed Louisville 24-14 in the third quarter, went on to win 38-31 (at Louisville)**

Note - Games in bold under Coach Mark Stoops



## KENTUCKY IN OVERTIME GAMES (3-8)

Date	Opponent	Home/Away	Number of Overtimes	Final Score
Oct. 4, 1997	Alabama	Home	1	W, 40-34
Sept. 2, 2000	Louisville	Away	1	L, 40-34
Nov. 1, 2003	Arkansas	Home	7 (NCAA record)	L, 71-63
Oct. 13, 2007	LSU	Home	3	W, 43-37
Nov. 24, 2007	Tennessee	Home	4	L, 52-50
Nov. 28, 2009	Tennessee	Home	1	L, 30-24
Sept. 15, 2012	Western Kentucky	Home	1	L, 32-31
Sept. 13, 2014	Florida	Away	3	L, 36-30
Oct. 3, 2015	Eastern Kentucky	Home	1	W, 34-27
Oct. 6, 2018	Texas A&M	Away	1	L, 20-14
Oct. 3, 2020	Ole Miss	Home	1	L, 42-41

## GAME-WINNING FIELD GOALS IN FINAL MINUTE

Name	Date	Opponent	Distance of FG	Time	Final Score
Austin MacGinnis	Nov. 26, 2016	at Louisville	47	:12	41-38
Austin MacGinnis	Oct. 22, 2016	Mississippi State	51	:00	40-38
Seth Hanson	Oct. 17, 1998	at LSU	33	:00	39-36
Brian Johnson	Sept. 21, 1996	Indiana	36	:14	3-0
Nicky Nickels	Nov. 13, 1993	East Carolina	29	:28	6-3
Doug Pelfrey	Nov. 2, 1991	Cincinnati	53	:00	20-17
Doug Pelfrey	Oct. 27, 1990	Georgia	32	:07	26-24
Clarkie Mayfield	Nov. 24, 1962	at Tennessee	19	:16	12-10
Delmar Hughes	Oct. 22, 1955	Florida	20	:34	10-7