

2024-25 SCHEDULE/RESULTS

Date	Opponent	Time/Result
NOVEMBER		
Mon. 4	vs. #5/#6 UCLA [^] (ESPN)	L 59-66
Fri. 8	Southern Indiana (ACCNX)	W, 75-51
Tues. 12	at UT Martin (ESPN+)	W, 86-64
Sat. 16	at #20/#19 Kentucky (SEC Network+)	6 p.m.
Thurs. 21	Morehead State (ACCNX)	7 p.m.
Sun. 24	vs. South Florida [%] (NBC Sports FAST)	1 p.m.
Sat. 30	at Colorado (ESPN+)	3 p.m.
DECEMBER		
Wed. 4	Oklahoma [#] (ESPN2)	5 p.m.
Sat. 7	vs. UConn ^{\$} (FOX)	9:30 p.m.
Thurs. 12	Grambling State (ACCNX)	7 p.m.
Sun. 15	NC State [@] (ABC)	1 p.m.
Sat. 21	at Memphis (ESPNU)	5 p.m.
Sun. 29	at Boston College [*] (ACCN)	2 p.m.
JANUARY		
Thurs. 2	Miami [*] (ACCNX)	7 p.m.
Sun. 5	at Wake Forest [*] (ACCN)	4 p.m.
Thurs. 9	at Pitt [*] (ACCNX)	6 p.m.
Sun. 12	Georgia Tech [*] (ACCN)	4 p.m.
Thurs. 16	Syracuse [*] (ACCNX)	7 p.m.
Sun. 19	at Virginia Tech [*] (ACCN)	4 p.m.
Sun. 26	at Virginia [*] (CW)	2 p.m.
Thurs. 30	at SMU [*] (ACCN)	8 p.m.
FEBRUARY		
Sun. 2	Notre Dame [*] (ESPN2)	12 p.m.
Thurs. 6	Cal [*] (ACCN)	8 p.m.
Sun. 9	Stanford [*] (ESPN2)	12 p.m.
Thurs. 13	at Florida State [*] (ACCNX)	6 p.m.
Thurs. 20	at Duke [*] (ESPN2)	7 p.m.
Sun. 23	North Carolina [*] (ESPN)	2 p.m.
Thurs. 27	Clemson [*] (ACCN)	6 p.m.
MARCH		
Sun. 2	at Notre Dame [*] (ESPN)	TBA
Wed-Sun. 5-9	vs. ACC Tournament (ACCN/ESPN)	TBA

Home games are in **bold** | All Times Eastern

* = ACC

[^] = Aflac Ovi-Play (Paris, France)

[%] = WBCA State Farm Showcase (Orlando, Fla.)

[#] = SEC/ACC Challenge

^{\$} = Women's Champions Classic (Brooklyn, N.Y.)

[@] = Jimmy V Women's Classic (Louisville, Ky.)

QUICK FACTS

Location	Louisville, Ky.
Founded / Enrollment	1798 / 22,298
Nickname / Colors	Cardinals / Red and Black
Conference	Atlantic Coast
Home Court (Capacity)	KFC Yum! Center (22,090)
President	Dr. Kim Schatzel
Vice President for Athletics	Josh Heird
Senior Woman Administrator	Amy Calabrese
Head Coach	Jeff Walz (Northern Kentucky, '95)
Associate Head Coach	Stephanie Norman
Associate Coach	Jhoneshia Pineda
Associate Coach	Shay Robinson
Assistant Coach	Amanda Butler
Director of Operations	Cortnee Walton
Assistant AD/Women's Basketball	Adrienne Johnson
Director of Video Analytics/Graphic Design	LaMont Russell
All-Time Record	1,013-526 (50th yr.)
All-Time NCAA Tournament Record	44-26 (26 Appearances)
SID - Matt Paras	c: (401) 215-5656
	email: Paras@GoCards.com
Athletics Department	(502) 852-5732
Basketball Office	(502) 852-8355
Sports Information Office	(502) 852-6581

LOUISVILLE

2024-25 WOMEN'S BASKETBALL



#18 Louisville Cardinals vs. #20/#19 Kentucky Wildcats

Game 4 • Saturday, November 16 • 6 p.m. ET • SECN+ • 970-AM WGTX • Lexington, Ky. • Memorial Coliseum

LOUISVILLE

Record: 2-1, 0-0 ACC
 Last Game: W, 86-64 vs. UT Martin
 Current Streak: W2
 Scoring Margin: +13.0
 Head Coach: Jeff Walz
 Record at UL: 467-136 (18th year)
 International Record: 19-1 (.950)
 Career Record: 486-137 (.780)
 Leading Scorer: Tajanna Roberts (15.0)
 Leading Rebounder: Imari Berry (6.7)
 Assists Leader: Ja'Leah Williams (4.7)
 Blocks Leader: Isla Juffermans (1.3)
 Steals Leader: Ja'Leah Williams (2.7)

KENTUCKY

Record: 3-0, 0-0 SEC
 Last Game: W, 76-42 vs. Wofford
 Current Streak: W3
 Scoring Margin: +39.3
 Head Coach: Kenny Brooks
 Record at UK: 3-0 (First year)
 Career Record: 520-204 (23rd year)
 Leading Scorer: Clara Strack (17.3)
 Leading Rebounder: Clara Strack (11.3)
 Assists Leader: Georgia Amore (8.3)
 Blocks Leader: Clara Silva (4.7)
 Steals Leader: Key, Hassett (1.3)

STARTING FIVE

■ The Cardinals are preparing for the annual Battle of the Bluegrass when they travel to rival Kentucky on Saturday, Nov. 16. The Cardinals currently hold a seven-game winning streak over the Wildcats, their longest winning streak in the rivalry's history. Since head coach Jeff Walz took over in the 2007-08 season, the Cardinals are 10-6 against the Wildcats. Before he took over, Louisville was just 14-28 against Kentucky. This will be the ninth time since Walz took over that both teams are ranked in the Top 20 of the national polls for the annual matchup.

■ The Cardinals got everyone involved in the win over UT Martin. 12 different players scored against the Skyhawks and nine of them scored four points or more. It was the first time the Cardinals have had 12 players score in a game since Nov. 16, 2021 when 12 players scored in the 82-25 win over Bellarmine.






■ Tajanna Roberts continued to play well early in her collegiate career after she scored in double figures for the third-straight game against UT Martin. She scored 11 of her 13 points in the third quarter against the Skyhawks and is the only Louisville player to score in double figures in all three games this season. After the opening week of the season, she was named ACC Rookie of the Week.

■ A number of Cardinals have received preseason award recognition. Olivia Cochran was named to the McClain Award Watch List for the fourth-straight season. Nyla Harris was selected to the Leslie Award Watch List and Jayda Curry was selected to the Drysdale Award Watch List. Imari Berry was named to the ACC Newcomer Watch List ahead of the season.

■ Head coach Jeff Walz (467-136) is the winningest coach in program history; directing the Cards to 15 NCAA Tournament appearances, including 12 Sweet 16's, eight Elite Eight's, four trips to the Final Four (2009, 2013, 2018, 2022) and two appearances in the national title game (2009, 2013). Prior to his arrival, the Cardinals had never reached a Sweet 16.

Sports Information Office // University of Louisville // Louisville, KY 40292 // GoCards.com
 Phone: (502) 852-3085 // Fax: (502) 852-7401 // email: Paras@GoCards.com // Twitter: @LouisvilleWBB

PROJECTED STARTERS (based off last game)

<div>12</div> <div>Ja'Leah WILLIAMS</div> 					<div>22</div> <div>Tajanna ROBERTS</div> 					<div>4</div> <div>Mackeny RANDOLPH</div> 					<div>44</div> <div>Olivia COCHRAN</div> 					<div>2</div> <div>Nyla HARRIS</div> 				
PPG	RPG	APG	MPG		PPG	RPG	APG	MPG		PPG	RPG	APG	MPG		PPG	RPG	APG	MPG						
8.0	5.3	4.7	21.7		15.0	2.7	1.7	26.0		3.7	3.0	2.0	15.7		12.3	5.7	1.0	23.3						

2024-25 Louisville Cardinals

No.	Name	Pos.	Ht.	Yr.	Hometown	PPG	RPG	APG	Notes
0	Izela Arenas	G	5-9	Fr.	Porter Ranch, Calif.	5.0	2.3	2.0	Had team-best four assists at UT Martin
1	Imari Berry	G	5-10	Fr.	Clarksville, Tenn.	5.3	6.7	1.7	Led team with 9 rebounds at UT Martin
2	Nyla Harris	F	6-2	Jr.	Orlando, Fla.	10.3	3.0	1.3	Led team with 16 points at UT Martin
4	Mackenly Randolph	F	6-0	Fr.	Los Angeles, Calif.	3.7	3.0	2.0	McDonalds AA, Ranked No. 23 by ESPN HoopGurlz
5	Rebekah Graves	G	5-6	Fr.	Keller, Texas	-	-	-	2024 4-6A Defensive Player of the Year
9	Anaya Hardy	F	6-3	Fr.	Detroit, Mich.	2.0	1.0	0.0	Made her collegiate debut against USI
10	Eseosa Imafidon	C	6-5	R-Fr.	Benin-City, Nigeria	0.5	2.0	0.0	Made her collegiate debut against USI
11	Elif Istanbuluoglu	F	6-3	So.	Istanbul, Turkey	3.3	4.0	0.0	Competed at the U20 Eurobasket with Türkiye and Coach Walz
12	Ja'Leah Williams	G	5-9	Sr.	Pompano Beach, Fla.	8.0	5.3	4.7	Set a career high with 9 assists against #5/#6 UCLA
13	Merissah Russell	G	5-11	Gr.	Ottawa, Canada	5.7	3.0	1.3	Hit three 3-pointers in the win over USI
15	Isla Juffermans	F	6-4	Fr.	Coffs Harbour, Australia	3.0	2.3	0.7	NBL One East Champions in Australia in 2024
21	Reagan Bender	G	5-10	Fr.	Louisville, Ky.	0.0	0.5	0.0	Won 4-straight state championships with Sacred Heart
22	Tajianna Roberts	G	5-10	Fr.	San Diego, Calif.	15.0	2.7	1.7	Scored 21 points in her debut against #5/#6 UCLA
30	Jayda Curry	G	5-6	Sr.	Corona, Calif.	-	-	-	Scored a season-best 28 pts. in ACC Tournament
44	Olivia Cochran	F	6-3	Gr.	Columbus, Ga.	12.3	5.7	1.0	Started every game in each of the last three seasons

Pronunciation Guide:
Izela (EE-zell-uh), Imari (uh-MAR-ə), Anaya (uh-NYE-uh), Eseosa (Sosa) Imafidon (e-MAH-fee-don), Elif (A-lif) Istanbuluoglu (ee-stahn-BOO-low-loo), Isla (EYE-luh), Walz (Walls), Jonneshia Pineda (JON-ee-SHA PIN-ay-duh)

ABOUT THE WILDCATS

Kentucky comes into Saturday's matchup with a 3-0 after early season wins over Wofford, Northern Kentucky and USC Upstate. In their first three wins, the Wildcats have yet to allow more than 43 points in a game. Kentucky is under the helm of Kenny Brooks in his first season in Lexington after coming over from Virginia Tech. The Wildcats only have two players back from the 2023 squad that went 12-20 overall and 4-12 in SEC play. Brooks brough over three players from Virginia Tech in Georgia Amoore, Clara Strack and Gabby Brooks. Amoore is a graduate student and has faced the Cardinals four times in her collegiate career. Brooks also brought in Teonni Key, who began her career at North Carolina. Saturday's matchup will take place in Memorial Coliseum and it is the first time since the 2017-18 season that both teams will square off in Memorial.

■ **Series History** - This will be the 59th meeting in the Battle of the Bluegrass and Louisville trails the all-time series 24-34. This will be the 17th matchup between the two teams since Jeff Walz took over at Louisville and the Cardinals have a 10-6 advantage over that time. Louisville has won the last seven games against the Wildcats dating back to the 2015-16 season (The teams did not meet in the 2020-21 season). The seven-game winning streak for the Cardinals is the longest in the series history for Louisville.

■ **Last Meeting (Dec. 10, 2023)** - The No. 18 Louisville women's basketball team secured a 73-61 win over rival Kentucky Sunday afternoon at the KFC Yum! Center, their seventh straight victory in the series. The first half saw five lead changes and six ties as the Cards were up by one going into the second half. In the third period, Kentucky had a mid-quarter lead of three but the Cards responded immediately with a late 14-2 run that put them up by nine points. In comparison to their 37% (10-for-27) shooting in the first twenty minutes, Louisville shot 53% (17-for-32) in the second half. They held the lead for the entirety of the fourth quarter, as the Wildcats were unable to regain momentum.

APPROACHING MILESTONES

■ **Cochran Approaches 1,000 Career Rebounds** - Olivia Cochran has 855 career rebounds, 145 shy of 1,000. She currently ranks fifth all-time in Louisville program history for most career rebounds.

■ **Cochran Approaches Top-10 Career Games Played List** - Olivia Cochran has 137 career games played. She is three games away from being in the Top-10 for all-time games played in Louisville program history.

ROBERTS IS ROLLING

Freshman Tajianna Roberts wasted no time making an impact early on in her collegiate career.

■ Roberts earned the start in her first collegiate game and was one of two freshmen (Mackenly Randolph) in the starting lineup for the season opener.

■ She scored a game-high 21 points, hit four three-pointers and did not have any turnovers.

GAMEDAY INFO

Date: Saturday, November 16
Time: 6 p.m. ET
Site: Lexington, Ky. | Memorial Coliseum (8,500)
TV: SEC Network+
Radio: 970-AM WTGK (Nick Curran, play-by-play; Cortnee Walton, analyst)
Series History: Louisville trails 24-34 (17-11 home, 6-20 away, 1-3 neutral)
Series History w/Walz: Louisville leads 10-6 (6-2 home, 4-4 away)
Last Meeting: W, 73-61 (Dec. 10, 2023 at KFC Yum! Center)
UoFL National Ranking: 18th Associated Press, 18th USA Today

Team Statistics	Cards (2-1)	UK (3-0)
Points per game	73.3	81.3
Scoring margin	+13.0	+39.3
Field goal percentage	.435	.473
3-Point FG-attempts	18-66	23-82
3-Point FG percentage	.273	.280
3-Point FG made per game	6.0	7.7
Free throws-attempts	34-55	31-41
Free throw percentage	.618	.756
FTs made per game	11.3	10.3
Rebounds per game	44.7	49.3
Rebounding margin	+7.7	+14.7
Assists per game	16.7	22.7
Turnovers per game	18.0	10.3
Turnover margin	+0.3	+3.3
Assist/turnover ratio	0.9	2.2
Steals per game	10.7	7.7
Blocks per game	4.3	12.7

- Roberts is the first Louisville freshman to score 20+ points in their debut since the 2020 season.
- She followed it up with 11 points, four rebounds and a team-best four assists in the win over Southern Indiana.
- Roberts was named ACC Rookie of the Week following her performance over the opening week of the season.
- She scored 13 points on 6-for-8 shooting in the win over UT Martin on Nov. 12.
- 11 of her 13 points came in the third quarter on 5-for-5 shooting and she hit a three to beat the buzzer at the end of the quarter.
- She is the only Louisville player to score in double figures in all three games this season.

WILLIAMS IS WORKING

Transfer guard Ja’Leah Williams has been stuffing the stat sheet early on this season.

- In the season opener, she set a career high with nine assists to go with a team-high four steals, team-high seven rebounds and 11 points.
- The nine assists are the second most by an ACC player in a game over the first week of the season.
- Williams led the team again with four assists to go with six rebounds, four points and two steals in the win over Southern Indiana.
- In the win over UT Martin on Nov. 12, Williams had 9 points on 4-for-4 shooting to go with three rebounds, two steals, an assist and a block.
- Through the first three games, Williams is averaging 8.0 points, 4.7 assists, 5.3 rebounds and 2.7 steals per game.

RUNNING IT BACK AGAIN FOR OC

Olivia Cochran is back for her fifth and final collegiate season with the Cardinals for the 2024-25 season.

- Cochran has started every game in each of the last three seasons and has started in 97-straight games for the Cardinals through the first three games of the 24-25 season.
- She has played in 137 career games at Louisville and is three games away from cracking the Top 10 all-time career games played list at Louisville.
- She currently ranks fifth all-time on the career rebound list at Louisville with 852 for her career.
- She led the Cards with 15 points and brought in six rebounds in the win over USI on Nov. 8.
- Cochran scored in double figures for the second-straight game with 14 points on 4-for-6 shooting to go with seven rebounds, three steals and two assists in the road win over UT Martin.
- Cochran is coming off a season where she started all 34 games and led the team in rebounding (6.6), steals (1.4) and blocks per game (0.6). Cochran was also second on the team in scoring with 10.8 points per game.
- Cochran tallied 21 double-digit scoring games last season and was an efficient shooter from the field. She was third on the team with a .498 field goal shooting percentage and shot 50 percent or better from the floor in 20 games last year.
- She became the 33rd played all-time to eclipse the 1,000-point plateau for their Louisville careers last season. She currently ranks 18th all-time with 1,259 career points heading into the season.

HOW ABOUT HARRIS

Nyla Harris made a big jump in her second season with the Cardinals and is ready to continue the upward trend during her junior season.

- She led the team with 16 points on 6-for-8 shooting in the road win over UT Martin.
- Harris led the team in last season in field goal percentage (.569), double-doubles (6), rebounds per game (6.6) and was one of four players to average over 10 points per game (10.6).
- She elevated her game during conference play last season, especially when facing Top-25 opponents. In conference games against ranked opponents (8 games), Harris averaged a team-best 14.4 points per game, 8.1 rebounds per game and .620 field goal percentage (44-for-71).

HEAD COACH JEFF WALZ

Head coach **Jeff Walz**, in his 18th season as a head coach, has compiled a 467-136 record as the Cardinals’ leader. Walz and the Cardinals boast quite an astounding resumé that includes 12 trips to the NCAA Sweet 16, eight trips to the Elite Eight, four trips to the final four and two trips to the national title game. Overall, he has compiled a 40-15 record in NCAA Tournament games and ranks 10th all-time and fifth among active coaches with a 72.7 NCAA Tournament winning percentage. All of this for a program that had just four NCAA Tournament wins and had never reached a Sweet 16 prior to Walz being named head coach.



Walz is the all-time winningest coach in program history and averages 27.4 victories per season. He directed Louisville to a program-record 36 victories in 2017-18 en route to being named ACC Coach of the Year, 34 victories in 2008-09, 33 wins in 2013-14, 32 wins in 2018-19 and 29 wins in 2021-22.

The Cardinals have reached 20 wins 14 consecutive times and they have won at least 20 games in 16 of Walz’s 17 full seasons. The longest run previously was three, achieved twice, and UofL had just 10 20-win seasons in its 32 previous years.

Walz led Louisville to four consecutive Atlantic Coast Conference regular season titles in 2018, 2019, 2020 and 2021, and over that four-year span, the Cardinals went a combined 122-15, which marked the fewest losses and best winning percentage over a four-year period in program history.

From 2016-2021, he coached the ACC Player of the Year in five of six seasons as Myisha Hines-Allen won the award in 2016, Asia Durr in 2018 and 2019, and Dana Evans in 2020 and 2021. He also coached Angel McCoughtry to Big East Player of the Year honors in 2007.

After being hired as the Cardinals’ head coach on March 27, 2007, the Bluegrass State native used little time to make a splash. His first year featured the program’s first NCAA Sweet 16 and it culminated with Louisville earning the No. 12 ranking in the final ESPN/USA Today Coaches Poll. For his efforts, Walz was named the WBCA Maggie Dixon Rookie Coach of the Year.

Prior to taking the reins at Louisville, Walz spent five seasons at Maryland, including his final season as the associate head coach in 2006-07. The season prior, he helped lead the Terrapins to a school-record 34 wins and the program’s first national title.

Walz has four children: daughter Kaeley, son Jacob, and daughters Lola and Lucy. He married the former Lauren Lueders in September of 2012, and the couple resides in Louisville.

Walz’s Milestone Collegiate Victories

No.	Date	Score
1	11/10/07	Louisville 81, Ball State 62
50	2/17/09	Louisville 89, St. John’s 60
100	11/22/11	Louisville 78, Austin Peay 60
150	11/11/13	Louisville 100, Quinnipiac 82
200	1/29/15	Louisville 78, Syracuse 58
250	1/15/17	Louisville 63, Miami 59
300	11/6/18	Louisville 102, WKU 80
350	1/23/20	Louisville 71, Virginia 56
400	1/16/22	Louisville 63, Boston College 53
450	12/10/23	Louisville 73, Kentucky 61

Louisville Women’s Basketball History

Before Walz	With Walz
1975-2007 (32 seasons)	2007-pres (17th season)
Overall Record	College Record
547-391 (.583)	467-136 (.774)
NCAAT Record	NCAAT Record
4-11 (.267)	40-15 (.727)
Sweet 16 App.	Sweet 16 App.
0	12
Elite Eight App.	Elite Eight App.
0	8
Final Four App.	Final Four App.
0	4
NCAA Finalist	NCAA Finalist
0	2

RETURNING STARTERS

Heading into the season, the Cards returned five players that made a start in a Louisville uniform led by Olivia Cochran (132) and Nyla Harris (52), who both started all 34 games last season. Jayda Curry (5), Elif Istanbuluoglu (2) and Merissah Russell (2) have also made starts in a Louisville uniform. Between the five players, they have started 193 career games for the Cardinals. Louisville also brings in transfer guard Ja’Leah Williams, who has started 84 career games between Miami and Louisville.

RETURNING POINT PRODUCTION

After losing three starters from last season, UofL returns 38.0 points per game, which accounts for 51.9 percent of their production from last year.

ROSTER BREAKDOWN

Louisville returns five players that played for last year’s team and brings in nine newcomers to the 2024-25 squad.

■ **Returnees** - The Cardinals return two starters from last year’s team in graduate forward Olivia Cochran and junior forward Nyla Harris. Both Harris and Cochran played in all 34 games last season and led the team with 6.6 rebounds per game. Cochran eclipsed the 1,000-career point plateau last season and was second on the team in points with 10.8 points per game. She also led the team with 0.6 blocks per game and 1.4 steals per game. Harris led the team with six double doubles last season and was one of four players to average 10 points or more per game (10.4). Joining the two starters are graduate guard Merissah Russell, senior guard Jayda Curry and sophomore forward Elif Istanbuluoglu. Curry played in all 34 games last season and was one of five players to average nine points or more per game (9.2). Russell also played in all 34 games last season and earned her first collegiate start. She was one of seven players to average five points or more per game (5.1). Istanbuluoglu played in all 34 games in her first collegiate season and collected a double-double in just her third career game against Bellarmine.

■ **Newcomers** - Louisville brings in a large crop of newcomers with eight freshman and one collegiate transfer.

■ Senior Ja’Leah Williams joins the Cardinals after playing her first three collegiate seasons in the ACC at Miami. She has played in 99 career games and made 81 starts in Miami and was part of the 2022-23 squad that reached the Elite Eight. She was selected to the 2022 ACC All-Freshman team after her first season with the Hurricanes.

■ Imari Berry was the highest-rated recruit by ESPN.com as she was No. 19 overall and a five-star recruit. She was a McDonald’s All-American and the 2024 Tennessee Girls Basketball Gatorade Player of the Year. She was the first player from Clarksville High School to be named Ms. Basketball in the state of Tennessee.

■ Mackenly Randolph was also a five-star prospect and ranked No. 23 overall by ESPN.com. She was a McDonald’s All-American with Berry and played in the All-American Game. Randolph also played in the Jordan Brand Classic with two other Louisville recruits (Roberts, Arenas). She was named a Third Team Naismith Trophy All-American.

■ Tajianna Roberts was one spot behind Randolph as she was ranked No. 24 overall by ESPN.com and a five-star recruit. Roberts played with Randolph and Arenas in the Jordan Brand Classic. She played in the Chipotle National Finals in her senior season with IMG. Roberts was named a Naismith Trophy Honorable Mention All-American.

■ Izela Arenas rounded out the Cardinals ranked in the Top-100 by ESPN.com as she came in at No. 88 overall. She was high school teammates with Randolph at Sierra Canyon. The duo won a CIF Open Division championship, a CIF State Open Division championship, an ESPN national championship and four league championships while playing at Sierra Canyon. Arenas also played in the Jordan Brand Classic with Randolph and Roberts.

■ Reagan Bender is a local product from Louisville and played at Sacred Heart. She

Returning Production from 2023-24		
	Per Game	Pct. %
Points	38.0	51.9
3-Pointers	2.1	43.0
Rebounds	19.6	52.4
Assists	5.4	40.4
Steals	4.1	48.9
Blocks	1.1	63.8
Career Starts at UofL (Heading into season): 187		

2024-25 NATIONAL RANKINGS

Associated Press			USA Today		
(Week 1)			(Week 1)		
1	South Carolina (31)	2-0	1	South Carolina (29)	2-0
2	UConn*	2-0	2	UConn* (1)	2-0
3	USC	2-0	3	USC (1)	2-0
4	Texas	1-0	4	Texas	1-0
5	UCLA*	2-0	5	Notre Dame*	2-0
6	Notre Dame*	2-0	6	UCLA*	2-0
7	LSU	2-0	7	LSU	2-0
8	Iowa State	3-0	8	Iowa State	3-0
9	Oklahoma*	2-0	9	Oklahoma*	2-0
10	Kansas State	2-0	10	NC State*	1-1
11	Maryland	3-0	11	Kansas State	2-0
12	Ohio State	1-0	12	Ohio State	1-0
13	NC State*	1-1	13	West Virginia	2-0
14	North Carolina*	2-0	14	Maryland	3-0
15	West Virginia	2-0	15	North Carolina*	2-0
16	Duke*	2-1	16	Duke*	2-1
17	Baylor	1-1	17	Baylor	1-1
18	Louisville	1-1	18	Louisville	1-1
19	Ole Miss	1-1	19	Kentucky*	2-0
20	Kentucky*	2-0	20	Nebraska	2-0
21	Nebraska	2-0	21	Ole Miss	1-1
22	Alabama	3-0	22	Alabama	3-0
23	Illinois	2-0	23	Stanford*	3-0
24	Stanford*	3-0	24	Illinois	2-0
25	Oregon	3-0	25	South Dakota State	2-0
* opponent this season			* opponent this season		

Others receiving votes: Iowa 60, TCU 55, Florida St. 42, Michigan 36, Utah 32, Michigan St. 18, Vanderbilt 13, Fairfield 11, South Dakota St. 9, Mississippi St. 7, Arizona 6, Creighton 5, Tennessee 3, Harvard 3, Indiana 3, Middle Tennessee 3, Miami 2.

Others receiving votes: Oregon 42; Florida State 38; Iowa 34; Tennessee 33; Utah 17; Creighton 11; Auburn 11; TCU 10; Michigan State 9; Middle Tennessee 8; Indiana 8; Fairfield 7; UNLV 6; Michigan 4; Penn State 3; Mississippi State 3; Saint Joseph’s 2; Gonzaga 2; Richmond 1; Columbia 1

Louisville in the Polls		
Date.....	AP.....	USAT.....
Preseason	17	17
Week 1	18	18

won a state championship in all four years at Sacred Heart becoming the only program, boys or girls, to win four-straight titles in the state of Kentucky. Bender earned first team all-state honors and was a finalist for Miss Basketball in the state of Kentucky.

■ Isla Juffermans comes to Louisville from Australia where she had a successful prep and international career. She is coming off a season in the NBL where her team won the East Championship before coming to Louisville. She was the 2023 New South Wales Champion and won MVP. Competing for her country, she was named the MVP of the 2022 FIBA Under 18 Women's Asian Championship.

■ Anaya Hardy comes to Louisville from Detroit where she won three-straight PSL Championships with Renaissance High. Hardy was named 2024 AP First Team All-State, 20204 MLive's Metro Detroit Dream Team and 2024 Detroit Free Press First Team All-Area..

■ Rebekah Graves joins the Cardinals from Texas where she was named the 4-6A Defensive Player of the Year. Her older sister, Sarah, plays collegiately at the University of Texas Austin.

A DECADE OF ACC SUCCESS

Since Louisville joined the ACC back in the 2014-15 season, they have been one of the most successful teams in the conference during the regular season and in the NCAA Tournament.

■ Over the past 10 years of conference play, Louisville leads the league with 138 ACC wins and a .821 winning percentage in conference games. They are the only school in the league to have a winning percentage of .800 or better in ACC games over the past 10 seasons.

■ Louisville has had five players be named ACC Players of the Year, the most by any school during that time span.

■ The Cardinals have won 10 or more ACC games every season since they joined the league. They are the only program in the conference to have 10 or more ACC wins in each of the last 10 seasons.

■ Louisville has finished in the Top-5 of the league standings every season they have been in the league. They are the only school to finish in the Top-5 in the ACC standings in each of the last 10 seasons.

■ The Cardinals have also reached the quarterfinals or farther in each of the last 10 ACC Tournaments, the only school to reach the quarterfinals or farther in each of the last 10 conference tournaments.

■ Over the last four NCAA tournaments (2021, 2022, 2023, 2024), Louisville leads the ACC with 10 total wins in the NCAA Tournament.

■ In two of those four years (2021, 2022), the Cardinals were the farthest ACC team to advance in the bracket.

■ In the past six NCAA tournaments (2018, 2019, 2021, 2022, 2023, 2024), Louisville has the most wins among ACC teams in the NCAA Tournament with 17. The Cardinals reached the Elite Eight or farther in five of the six of those tournaments.

■ Overall since the 2014-15 season, Louisville is second in the conference in NCAA Tournament wins (22) and second in years they have been the last ACC team standing in the tournament (2).

ANOTHER 20-WIN SEASON

UofL defeated #12/14 Notre Dame 73-66 last season to reach 20 wins for the 14th-straight season and extended the program record. The 14-straight seasons with 20 or more wins is the fifth-longest active streak in the country. The longest run previously was three, achieved twice. The Cards have won at least 20 games in 16 of Walz's 17 seasons. Prior to Walz's arrival, Louisville had just 10 20-win seasons in its history.

PRESEASON AP AND USA TODAY RANKINGS

The Cardinals were ranked 17th in both the 2024-25 Associated Press and USA Today preseason poll. They were one of six ACC teams in the AP and USA Today polls.

■ **Preseason Top-20** - It marks the 14th-consecutive season that Louisville has been ranked in the Top-20 of the AP preseason poll and the 15th time in Walz's 18-year tenure. The 14-year streak in the preseason Top-20 is the longest active streak of any ACC team. The second-longest active streak among ACC teams is just three years.

TOP TEAM EFFORTS UNDER JEFF WALZ

Most points scored in a game: 116 vs. DePaul, 12/4/20 (UofL 116, DePaul 75)
Most field goals made in a game: 49 vs. DePaul, 12/4/20 (UofL 116, DePaul 75)
Most 3-point field goals made in a game: 18 vs. Syracuse, 2/11/12 (UofL 89, SU 62)
Most free throws made in a game: 33 at Kentucky, 12/11/22 (UofL 86, UK 72)
Most free throws attempted in a game: 42 vs. Rutgers, 1/11/09 (UofL 64, RU 59)
Most total rebounds in a game: 68 vs. Loyola-Chicago, 11/9/13 (UofL 101, LC 54)
Most assists in a game: 28 vs. Ball State, 12/17/13 (UofL 105, BSU 67); vs. Chattanooga, 3/18/17 (UL 82, UTC 62)
Most steals in a game: 24 vs. BYU, 3/21/15 (UofL 86, BYU 53)
Most blocked shots in a game: 11 vs. DePaul, 12/4/20 (UofL 116, DePaul 75); vs. TSU, 12/2/18 (UofL 107, TSU 52)
Fewest turnovers in a game: 3 vs. Oregon State, 3/26/18 (UofL 76, OSU 43)
Fewest points allowed in a game: 25 vs. Bellarmine, 11/16/21 (UofL 82, BU 25); vs. Tennessee State, 12/31/12 (UofL 88, TSU 25)
Largest margin of victory: 78 vs. Bellarmine, 11/16/23 (UofL 111, BU 33)
Highest field goal percentage in a game: .678 (40-59) vs. IPFW, 11/29/10 (UofL 100, IPFW 79)
Highest 3-point percentage in a game (min. 8 attempts): .714 (10-14) vs. Rutgers, 3/8/09 (UofL 87, RU 82, 2 OT)
Lowest field goal percentage allowed: .149 (7-47) Bellarmine, 11/16/21 (UofL 82, BU 25)

HONORS

Imari Berry ACC Newcomer Watch List
Olivia Cochran 2025 McClain Award Watch List, 2024 All-ACC Second Team, 2023-24 Wooden Award Preseason Top 50 Watch List, 2023-24 Naismith Women's Player of the Year Watch List, 2023-24 Preseason All-ACC, 2024 McClain Award Watch List, ACC Second Team All-Tournament, 2023 McClain Award Watch List, 2022 McClain Award Watch List, 2020-21 ACC All-Freshman Team
Jayda Curry 2025 Drysdale Award Watch List, 2023-24 Naismith Women's Player of the Year Watch List, ACC Newcomer Watch List, All-Pac-12 Honorable Mention - Coaches (2023), Pac-12 All-Conference - Media (2023), Pac-12 Freshman of the Year - Media (2022), Pac-12 All-Conference - Media (2022), Pac-12 All-Freshman Team - Media (2022), All-Pac-12 Honorable Mention - Coaches (2022), Pac-12 All-Freshman Team - Coaches (2022), Pac-12 Freshman of the Week (Five times)
Nyla Harris 2025 Leslie Award Watch List
Jeff Walz 2021-22 Naismith Coach of the Year Late Season Watch List, 2020-21 Naismith Coach of the Year Semifinalist, 2019-20 Naismith Coach of the Year Semifinalist, 2019 USA Basketball National Coach of the Year, 2018-19 Naismith Coach of the Year Semifinalist, 2017-18 ACC Coach of the Year, 2017-18 Naismith Coach of the Year Semifinalist
Tajianna Roberts ACC Rookie of the Week (11/11)
Ja'Leah Williams 2022 All-ACC Freshman Team

PRESEASON HONORS FOR BERRY, COCHRAN, CURRY & HARRIS

Olivia Cochran, Jayda Curry, Nyla Harris and Imari Berry all earned preseason honors ahead of the 2024-25 season.

■ Cochran was named to the Katrina McClain Award Watch List for the fourth-straight season. She was one of just two players that has been on the McClain Award Watch List in each of the last four seasons.

■ Curry was named to the Ann Meyers Drysdale Award Watch List which highlights the best shooting guard in the country. This is the first time she has been named to a positional watch list in her collegiate career.

■ Harris was selected for the Lisa Leslie Award Watch List prior to the season, which honors the best center in college basketball. It is Harris' first positional watch list nomination for her collegiate career.

■ Berry was selected as one of five players on the ACC Newcomer Watch List, the Blue Ribbon Panel selected prior to the season. The Cardinals have had a player on the ACC Newcomer Watch List in five of the last six seasons.

NON-CONFERENCE SUCCESS

All-time, Walz is 187-36 (.839) against nonconference foes in regular season play. They are 90-13 in non-conference play over the past nine seasons.

ONE OF THE BEST IN THE COUNTRY

Louisville has been one of the best teams in the country since the start of the 2017-18 season. The Cardinals have totaled 203 wins and an .825 winning percentage. The wins rank fifth and the winning percentage ranks seventh in the NCAA during that span. Louisville is just one of six teams to win 200 games or more over the past six seasons.

NOVEMBER IS WINNING TIME

The Cardinals have had a lot of success in the season's opening month during Walz's tenure in Louisville. During his 18 seasons, the Cardinals are 95-19 in the month of November. Over the past eight seasons, the Cardinals are 43-6 in the month of November.

ALLOWING 59 POINTS OR LESS

The Cardinals have great success when allowing 59 points or less in a game over the past few seasons. Louisville has won 46-straight games when allowing 59 points or less in a game after the 75-51 win over Southern Indiana on Nov. 8. The 46-straight wins dates back to the 2020-21 season. Over the past 10 seasons, the Cardinals are 153-4 when allowing 59 points or less in a game.

ROAD WARRIORS

Since the start of the 2017-18 season, the Cardinals are 70-17 in true road games. Louisville is fifth in the NCAA in road wins and road winning percentage (.805) during that span.

70-PLUS POINTS

The Cardinals are 103-7 in their last 110 games when they have scored 70 points or more, dating back to the 2018-19 season. UofL is 332-30 when surpassing the 70-point plateau under Walz.

50/50

Last season, the Cardinals were 9-0 in games when they shot 50 percent or better from the floor and they picked up their first win this season against UT Martin after shooting 57.4 percent from the floor in the 86-64 win. Overall, they boast a 153-3 record when shooting 50 percent or better from the field under Walz.

CAREER 20-POINT GAMES

Olivia Cochran (3)		
vs. Liberty	11/25/23	21
DePaul	11/12/23	21
vs. Iowa	3/26/23	20
Jayda Curry (17) *at Cal		
vs. Notre Dame	3/8/24	26
at Colorado*	2/25/23	26
at Utah*	2/23/23	28
Southern Cal*	2/19/23	27
at Arizona State*	2/10/23	21
Oregon State*	1/29/23	21
at Stanford*	12/23/22	20
UC San Diego*	12/16/22	22
vs. Notre Dame*	11/12/22	24
at Oregon State*	2/20/22	23
at Southern Cal*	2/4/22	21
at Stanford*	1/21/22	30
Cal Poly*	12/18/21	27
Furman*	11/26/21	26
at UC San Diego*	11/20/21	20
at San Francisco*	11/13/21	27
Sacramento St.*	11/9/21	23
Nyla Harris (1)		
at Syracuse	2/11/24	22
Tajanna Roberts (1)		
vs. UCLA	11/4/24	21

CAREER DOUBLE-DOUBLES

Olivia Cochran (13)		
Florida State	2/29/24	16 pts., 11 rebs.
at NC State	2/5/24	17 pts., 12 rebs.
Morehead State	12/13/23	16 pts., 11 rebs.
vs. Liberty	11/25/23	21 pts., 11 rebs.
vs. Iowa	3/26/23	20 pts., 14 rebs.
at Pitt	12/18/22	11 pts., 13 rebs.
Longwood	11/25/22	10 pts., 10 rebs.
at Belmont	11/13/22	13 pts., 13 rebs.
Northwestern	3/24/21	13 pts., 15 rebs.
Syracuse	3/6/21	10 pts., 10 rebs.
at Wake Forest	1/24/21	10 pts., 11 rebs.
at Duke	12/9/20	11 pts., 12 rebs.
DePaul	12/4/20	19 pts., 10 rebs.
Jayda Curry (1) *at Cal		
Arkansas-Pine Bluff*	12/03/22	19 pts., 10 rebs.
Elif Istanbuluoglu (1)		
Bellarmine	11/16/23	10 pts., 12 rebs.
Nyla Harris (6)		
Florida State	2/29/24	11 pts., 15 rebs.
at Syracuse	2/11/24	22 pts., 11 rebs.
Notre Dame	2/8/24	19 pts., 10 rebs.
Syracuse	2/1/24	18 pts., 14 rebs.
at Miami	12/31/23	13 pts., 12 rebs.
DePaul	11/12/23	13 pts., 11 rebs.

IN RARE AIR

Jeff Walz is among a select few coaches in all of college basketball when it comes to making four or more Final Fours.

- In Women's Basketball, he is one of just four active head coaches and one of 11 all-time to make four or more Final Fours.
- Of those 11, Walz is one of nine to have all of his appearances come at the same school.
- Including Men's Basketball, Walz is one of seven active and one of 32 all-time to make four or more Final Fours.
- Of those 32, he is one of 25 to make all of his appearances at the same school.

WALZ IN THE BIG DANCE

Walz boasts a 40-15 record in NCAA Tournament games. He is 10th all-time in winning percentage and fifth among active coaches who have coached in at least 25 tournament games or more. He has directed UofL to a pair of national runner-up finishes (2009, 2013), four Final Fours (2009, 2013, 2018, 2022), eight Elite Eights (2009, 2013, 2014, 2018, 2019, 2021, 2022, 2023), 12 trips to the Sweet 16 and 15 NCAA Tournaments. Walz is one of four active head coaches to make four or more Final Fours.

NCAA Tournament All-Time Winning Percentage (Min. 25 games)			
No.	Coach	Record	Years
1.	Geno Auriemma, UConn	.850 (136-24)	1989-pres
2.	Pat Summitt, Tennessee	.830 (112-23)	1982-2012
3.	Kim Mulkey, Baylor/LSU	.778 (63-18)	2001-pres
4.	Linda Sharp, USC/Texas St.	.760 (19-6)	1982-1997
5.	Leon Barmore, Louisiana Tech	.747 (56-19)	1983-2002
6.	Dawn Staley, Temple, SC	.746 (44-15)	2002-pres.
7.	Vic Schaefer, Miss. St./Texas	.743 (26-9)	1990-pres
8.	Tara VanDerveer, OSU, Stan	.741 (100-35)	1982-2024
9.	Muffet McGraw, Notre Dame	.736 (67-24)	1987-2020
10.	Jeff Walz, Louisville	.727 (40-15)	2008-pres

HOME COURT ADVANTAGE

Since the KFC Yum! Center opened its doors for the 2010-11 season, the Cardinals have had one of the best home court advantages in the country. Louisville is 205-33 all-time at the KFC Yum! Center over the past 15 seasons. During that span, the Cardinals have won at least 11 home games every season. In six of those seasons, the Cardinals lost one home game or less. The Cardinals program record for consecutive home wins is 21 games, a streak that spanned over three seasons. Over the past eight seasons, Louisville is 100-9 at home.

BEST FANS IN THE COUNTRY

During the 2023-24 season, Louisville averaged 8,640 fans at the KFC Yum! Center, which was first in the ACC and eighth in the country. The 8,640 fans per game ranked ninth in ACC men's basketball last season. For 14 straight-seasons, they have led the ACC and ranked in the top 10 in the country in attendance. Last season, they had a season-best 12,249 fans against Virginia Tech, the largest home crowd since the 2018-19 season.

KFC Yum! Center Attendance			
Year	Avg.	High	DI Rank
2010-11	10,859	22,152 vs. UK (12/5/10)	2nd
2011-12	10,670	16,483 vs. UConn (2/7/12)	2nd
2012-13	9,358	15,453 vs. UK (12/2/12)	3rd
2013-14	9,469	22,163 vs. UConn (3/3/13)	3rd
2014-15	9,515	14,862 vs. UK (12/7/14)	3rd
2015-16	9,503	16,524 vs. Cal (11/15/15)	4th
2016-17	8,256	12,245 vs. UK (12/4/16)	5th
2017-18	7,836	14,248 vs. FSU (1/21/18)	5th
2018-19	9,531	17,023 vs. UConn (1/31/19)	3rd
2019-20	9,062	12,086 vs. ND (1/26/20)	5th
2020-21*	2,557	2,989 vs. NCST (2/1/21)	2nd
2021-22	8,361	12,167 vs. Kentucky (12/12/21)	4th
2022-23	8,779	12,015 vs. Notre Dame (2/26/23)	5th
2023-24	8,640	12,249 vs. Virginia Tech (2/18/24)	8th

*Fans limited due to covid protocols

THE LAST TIME LOUISVILLE ...

- Defeated a Top-5 team:**
Nov. 20, 2022 - No. 3 Texas, W, 71-63
- Defeated a Top-25 team:**
Feb. 8, 2024 - No. 12 Notre Dame, W, 73-66
- Scored 100 or more points:**
Nov. 16, 2023 - vs. Bellarmine, W, 111-33
- Scored less than 50 points:**
Dec. 4, 2022 - Middle Tennessee, L, 49-67
- Allowed 100 or more points:**
Dec. 20, 2009 - at Kentucky, L, 67-101
- Held a team to less than 50 points:**
Jan. 11, 2024 - at Pitt, W, 74-44
- Won an overtime game:**
Dec. 19, 2019 - at UT Martin, W, 71-63 (2OT)
- Lost an overtime game:**
Feb. 16, 2023 - at #10 Notre Dame, L, 76-78 (OT)
- Played a double-overtime game:**
Dec. 19, 2019 - at UT Martin, W, 71-63 (2OT)

THE LAST TIME UOFL HAD ...

- A player score 30 points:**
31, Sydney Taylor at Georgia Tech (2/22/24)
- A player score 35 points:**
47, Asia Durr vs. NC State (2/28/19)
- A player score 40 points:**
47, Asia Durr vs. NC State (2/28/19)
- Two players score 20 points in a game:**
21, Olivia Cochran; 20, Kiki Jefferson vs. Liberty (11/25/23)
- A player grab 15 boards:**
15, Nyla Harris vs. Florida State (2/29/24)
- A player grab 20 boards:**
20, Angel McCoughtry vs. Syracuse (2/3/09)
- Two or more players grab 10 rebounds in a game:**
15, Nyla Harris; 11, Olivia Cochran vs. Florida State (2/29/24)
- A player dish out 10 assists:**
10, Mykasa Robinson vs. Wake Forest (3/3/23)
- A player record five or more steals:**
6, Jayda Curry vs. NC A&T (12/3/23)
- A player with five or more blocked shots:**
5, Emily Engstler vs. FSU (1/27/22)
- Two players record a double-double:**
Nyla Harris, Olivia Cochran vs. Florida State (2/29/24)
- Three players record a double-double:**
M. Hines-Allen, M. Moore, S. Fuehring vs. Va. Tech (2/9/17)
- Seven players score in double figures:**
Durr (12), Fuehring (12), Jones (12), Dunham (11), Hines-Allen (11), Shook (11), Evans (10) vs. TSU (12/12/17)
- Eight players score in double figures:**
Taylor (15), Harris (14), Mobley (12), Russell (11), Curry (11), Jefferson (11), Cochran (10), Istanbuluoglu (10) vs. BU (11/16/23)
- A player records a triple-double:**
11 pts., 11 rbs., 10 assts. Mariya Moore vs. Syracuse (12/29/16)
- A player with 7 or more 3-pointers:**
7, Sydney Taylor at Georgia Tech (2/22/24)
- A player hit a last-second shot to win a game:**
Emily Engstler, :03.3 at No. 16 Georgia Tech, 50-48 (1/2/21)

2024-25 Women's Basketball Results

RECORD: 2-1 Overall (Home: 1-0; Away: 1-0; Neutral: 0-1; ACC: 0-0)

Date	Opponent	Dec.	Result	Margin	Rec.	High Scorer	High Rebounder	High Assists	Attendance
N 4	vs. #5/#6 UCLA	L	59-66	-7	0-1	Roberts - 21	Williams - 7	Williams - 9	3,472
N 8	SOUTHERN INDIANA	W	75-51	+24	1-1	Cochran - 15	Berry - 8	Roberts, Williams - 4	7,666
N 12	at UT Martin	W	86-64	+22	2-1	Harris - 16	Berry - 9	Arenas - 4	1,453

Louisville Women's Basketball Game-by-Game Team Statistics

Teams	FG-FGA	Pct	3FG-FGA	Pct	FT-FTA	Pct	O	D	Reb	PF-D	A	TO	STL	BLK	1Q	2Q	3Q	4Q	OT	TOT
UCLA Louisville	26-63 24-75	.413 .320	8-23 6-29	.348 .207	6-8 5-8	.750 .625	15 19	32 24	47 43	12-15 15-11	20 15	22 14	4 12	7 3	13 18	19 11	18 17	16 13		66 59
Southern Indiana LOUISVILLE	21-56 29-64	.375 .453	3-15 8-25	.200 .320	6-12 9-18	.500 .500	11 18	20 27	31 45	18-15 15-18	8 17	20 19	8 12	2 4	21 22	4 21	11 19	15 13		51 75
UT Martin Louisville	20-67 31-54	.299 .574	6-27 4-12	.222 .333	18-24 20-29	.750 .690	19 14	14 32	33 46	24-19 19-24	9 18	13 21	13 8	6 6	11 25	9 19	21 23	23 19		64 86

Louisville Women's Basketball Specialty Statistics

GAME	Points in Paint	Points Off TO	2nd Chance	Fast Break	Bench	Largest Lead	Largest Deficit	Times Tied	Lead Changes	Margins Half	Margins Final
vs. #5/#6 UCLA	20/32	19/19	15/19	15/6	11/23	6 (1st, 8:54)	10 (4th, 4:02)	4	13	-3	-7
Southern Indiana	34/26	19/15	16/11	4/10	31/10	33 (4th, 4:36)	4 (1st, 0:54)	3	4	+18	+24
at UT Martin	52/18	17/19	19/11	20/5	30/9	33 (4th, 6:34)	1 (1st, 9:26)	0	2	+24	+22

Team Extended Statistics

Team Box Score Extended

No.	Player				Total		3-Point		F-Throw		Rebounds																
		GP-GS	MIN	AVG	FG-FGA	FG%	3FG-3FGA	3FG%	FT-FTA	FT%	OFF	DEF	TOT	AVG	PF	DQ	A	A/G	TO	TO/G	A/TO	BLK	BLK/G	STL	STL/G	PTS	AVG
22	ROBERTS, Tajianna	3-3	78:28	26.2	18-35	.514	8-18	.444	1-4	.250	2	6	8	2.7	2	0	5	1.67	1	0.33	5.00	1	0.33	2	0.67	45	15.0
44	COCHRAN, Olivia	3-3	68:40	22.9	13-21	.619	2-4	.500	9-12	.750	3	14	17	5.7	6	1	3	1.00	4	1.33	0.75	1	0.33	4	1.33	37	12.3
2	HARRIS, Nyla	3-3	60:36	20.2	13-24	.542	0-0	.000	5-8	.625	6	3	9	3.0	2	0	4	1.33	4	1.33	1.00	0	0.00	5	1.67	31	10.3
12	WILLIAMS, Ja'Leah	3-3	65:30	21.8	8-14	.571	0-1	.000	8-11	.727	6	10	16	5.3	7	0	14	4.67	9	3.00	1.56	1	0.33	8	2.67	24	8.0
13	RUSSELL, Merissah	3-0	45:48	15.3	5-12	.417	3-10	.300	4-4	1.000	4	5	9	3.0	2	0	4	1.33	0	0.00	4.00	1	0.33	5	1.67	17	5.7
1	BERRY, Imari	3-0	57:43	19.2	6-19	.316	2-8	.250	2-2	1.000	6	14	20	6.7	7	0	5	1.67	5	1.67	1.00	3	1.00	2	0.67	16	5.3
0	ARENAS, Izela	3-0	50:00	16.7	6-23	.261	2-10	.200	1-2	.500	3	4	7	2.3	2	0	6	2.00	7	2.33	0.86	0	0.00	1	0.33	15	5.0
4	RANDOLPH, Mackenly	3-3	47:58	16.0	4-14	.286	1-7	.143	2-4	.500	3	6	9	3.0	8	0	6	2.00	8	2.67	0.75	0	0.00	3	1.00	11	3.7
11	ISTANBULLUOGLU, Elif	3-0	40:57	13.6	5-9	.556	0-2	.000	0-0	.000	4	8	12	4.0	4	0	0	0.00	2	0.67	0.00	0	0.00	1	0.33	10	3.3
15	JUFFERMANS, Isla	3-0	41:16	13.8	4-12	.333	0-0	.000	1-2	.500	4	3	7	2.3	5	0	2	0.67	6	2.00	0.33	4	1.33	0	0.00	9	3.0
9	HARDY, Anaya	2-0	08:19	4.2	2-4	.500	0-0	.000	0-2	.000	2	0	2	1.0	1	0	0	0.00	1	0.50	0.00	0	0.00	0	0.00	4	2.0
10	IMAFIDON, Eseosa	2-0	06:58	3.5	0-0	.000	0-0	.000	1-4	.250	3	1	4	2.0	1	0	0	0.00	1	0.50	0.00	2	1.00	0	0.00	1	0.5
21	BENDER, Reagan	3-0	27:47	9.3	0-6	.000	0-6	.000	0-0	.000	0	2	2	0.7	2	0	1	0.33	1	0.33	1.00	0	0.00	1	0.33	0	0.0
Total		3	600		84-193	.435	18-66	.273	34-55	.618	51	83	134	44.7	49	1	50	16.67	54	18.00	0.93	13	4.33	32	10.67	220	73.3
Opponents		3	600		67-186	.360	17-65	.262	30-44	.682	45	66	111	37.0	53	0	37	12.33	55	18.33	0.67	15	5.00	25	8.33	181	60.3

Score by Periods

Team	1st	2nd	3rd	4th	OT	TOT
Louisville	65	51	59	45	0	220
Opponents	45	32	50	54	0	181

Louisville Women's Basketball Miscellaneous Statistics

Louisville's Record When the Cardinals ...

Lead at halftime	2-0
Trail at halftime	0-1
Tied at halftime	0-0
Shoot better from the field than opponent	2-0
Shoot worse from the field than opponent	0-1
Shoot the same from the field as opponent	0-0
Shoot 50 percent or better from the field	1-0
Shoot below 50 percent from the field	1-1
Opp. shoots 50 pct. or better from the field	0-0
Opp. shoots below 50 pct. from the field	2-1
Make more than 7 3-point goals	1-0
Make 7 or fewer 3-point goals	1-1
Attempt 20 or more 3-point field goals	1-1
Attempt less than 20 3-point field goals	1-0
Make more free throws than opponent	2-0
Opponent makes more free throws	0-1
Free throws made are even	0-0
Outrebound their opponent	2-0
Outrebounded by their opponent	0-1
Rebounds are even	0-0
Bench outscores the opposing bench	2-0
Opponent bench outscores bench	0-1
Bench points are even	0-0
Commit fewer turnovers than opponent	1-1
Commit more turnovers than opponent	1-0
Turnovers are even	0-0
Lead with 5:00 remaining	2-0
Trail with 5:00 remaining	0-1
Tied with 5:00 remaining	0-0
Play an overtime game	0-0
1-4 point margins	0-0
5-10 point margins	0-1
11-20 point margins	0-0
21 or more point margins	2-0
vs. AP Top 25 teams	0-1
Play at home	1-0
Play on the road	1-0
Play on a neutral court	0-1
Score 59 points or less	0-1
Score 60-69 points	0-0
Score 70-79 points	1-0
Score 80-89 points	1-0
Score 90 points or more	0-0
Allow 59 points or less	1-0
Allow 60-69 points	1-1
Allow 70-79 points	0-0
Allow 80-89 points	0-0
Allow 90 points or more	0-0
Play after a loss	1-0
Score the first point	2-1
November	2-1
December	0-0
January	0-0
February	0-0
March	0-0

Points in Paint

Louisville	106 (35.3)	Opp.	66 (22.0)
------------------	------------	-----------	-----------

Points Off Turnovers

Louisville	55 (18.3)	Opp.	53 (17.7)
------------------	-----------	-----------	-----------

Second Chance Points

Louisville	50 (16.7)	Opp.	41 (13.7)
------------------	-----------	-----------	-----------

Fast Break Points

Louisville	39 (13.0)	Opp.	21 (7.0)
------------------	-----------	-----------	----------

Bench Scoring

Louisville	72 (24.0)	Opp.	42 (14.0)
------------------	-----------	-----------	-----------

Double-Figure

Scoring Games

Roberts	3
Cochran	2
Harris	1
Berry	1
Williams	1

Games Leading

UofL in Scoring

Harris	1
Cochran	1
Roberts	1

Games Leading

UofL in Rebounding

Berry	2
Williams	1

Games Leading

UofL in Assists

Williams	2
Arenas	1
Roberts	1

Scored Louisville's

First Points

Who

Harris	2
Roberts	1

How

Layup	2
Free Throw	1

Double-Doubles

Jump Balls Controlled

UofL	1
Opponents	2

Starting Lineups

W-L

2-1 Williams Roberts Randolph Cochran Harris

Scoring Summary

	1st Pd.	2nd Pd.	3rd Pd.	4th Pd.	OT	Total
Louisville	65	51	59	45	0	220
Opponents	45	32	50	54	0	181

Louisville Women's Basketball Team Superlatives

Louisville High	Louisville Low	Statistical Category	Opponent High	Opponent Low
86 at UT Martin (11/12/24)	59 vs. UCLA (11/4/24)	Points	66 vs. UCLA (11/4/24)	51 vs. Southern Indiana (11/8/24)
44 at UT Martin (11/12/24)	29 vs. UCLA (11/4/24)	First-Half Points	32 vs. UCLA (11/4/24)	20 at UT Martin (11/12/24)
42 at UT Martin (11/12/24)	30 vs. UCLA (11/4/24)	Second-Half Points	44 at UT Martin (11/12/24)	26 vs. Southern Indiana (11/8/24)
31 at UT Martin (11/12/24)	24 vs. UCLA (11/4/24)	Field Goals	26 vs. UCLA (11/4/24)	20 at UT Martin (11/12/24)
75 vs. UCLA (11/4/24)	54 at UT Martin (11/12/24)	Field Goal Attempts	67 at UT Martin (11/12/24)	56 vs. Southern Indiana (11/8/24)
.574 at UT Martin (11/12/24)	.320 vs. UCLA (11/4/24)	FG Percentage	.413 vs. UCLA (11/4/24)	.299 at UT Martin (11/12/24)
8 vs. Southern Indiana (11/8/24)	4 at UT Martin (11/12/24)	3-Point Field Goals	8 vs. UCLA (11/4/24)	3 vs. Southern Indiana (11/8/24)
25 vs. Southern Indiana (11/8/24)	12 at UT Martin (11/12/24)	3-Point Field Goal Att.	27 at UT Martin (11/12/24)	15 vs. Southern Indiana (11/8/24)
.333 at UT Martin (11/12/24)	.207 vs. UCLA (11/4/24)	3-Point FG Percentage	.348 vs. UCLA (11/4/24)	.200 vs. Southern Indiana (11/8/24)
20 at UT Martin (11/12/24)	5 vs. UCLA (11/4/24)	Free Throws	18 at UT Martin (11/12/24)	6 vs. Southern Indiana (11/8/24)
29 at UT Martin (11/12/24)	8 vs. UCLA (11/4/24)	Free Throw Attempts	24 at UT Martin (11/12/24)	8 vs. UCLA (11/4/24)
.690 at UT Martin (11/12/24)	.500 vs. Southern Indiana (11/8/24)	Free Throw Percentage	.750 at UT Martin (11/12/24)	.500 vs. Southern Indiana (11/8/24)
19 vs. UCLA (11/4/24)	14 at UT Martin (11/12/24)	Offensive Rebounds	19 at UT Martin (11/12/24)	11 vs. Southern Indiana (11/8/24)
32 at UT Martin (11/12/24)	24 vs. UCLA (11/4/24)	Defensive Rebounds	32 vs. UCLA (11/4/24)	14 at UT Martin (11/12/24)
46 at UT Martin (11/12/24)	43 vs. UCLA (11/4/24)	Total Rebounds	47 vs. UCLA (11/4/24)	31 vs. Southern Indiana (11/8/24)
19 at UT Martin (11/12/24)	15 vs. Southern Indiana (11/8/24)	Fouls	24 at UT Martin (11/12/24)	12 vs. UCLA (11/4/24)
18 at UT Martin (11/12/24)	15 vs. UCLA (11/4/24)	Assists	20 vs. UCLA (11/4/24)	8 vs. Southern Indiana (11/8/24)
21 at UT Martin (11/12/24)	14 vs. UCLA (11/4/24)	Turnovers	22 vs. UCLA (11/4/24)	13 at UT Martin (11/12/24)
6 at UT Martin (11/12/24)	3 vs. UCLA (11/4/24)	Blocked Shots	7 vs. UCLA (11/4/24)	2 vs. Southern Indiana (11/8/24)
12 vs. Southern Indiana (11/8/24)	8 at UT Martin (11/12/24)	Steals	13 at UT Martin (11/12/24)	4 vs. UCLA (11/4/24)
12 vs. UCLA (11/4/24)				

Louisville Women's Basketball Individual Superlatives

	Louisville	Opponent
Points	21 by Tajianna Roberts vs. UCLA (11/4/24)	21 by Kenley McCarn at UT Martin (11/12/24)
Field Goals Made	8 by Tajianna Roberts vs. UCLA (11/4/24)	9 by Lauren Betts vs. UCLA (11/4/24)
Field Goals Attempted	19 by Tajianna Roberts vs. UCLA (11/4/24)	15 (4x), latest by Brown, Littleford & McCarn at UT Martin (11/12/24)
Highest FG Pct. (min. 5 made)	.750 (6-8) by Roberts and Harris at UT Martin (11/12/24)	.750 (9-12) by Lauren Betts vs. UCLA (11/4/24)
3-Point Field Goals Made	4 by Tajianna Roberts vs. UCLA (11/4/24)	5 by Timea Gardiner vs. UCLA (11/4/24)
3-Point Field Goals Attempted	10 by Tajianna Roberts vs. UCLA (11/4/24)	10 by Kenley McCarn at UT Martin (11/12/24)
3-Point FG Pct. (min. 3 made)	.600 (3-5) by Merissah Russell vs. USI (11/8/24)	.714 (5-7) by Timea Gardiner vs. UCLA (11/4/24)
Free Throws Made	5 by Olivia Cochran at UT Martin (11/12/24)	6 by Meredith Raley vs. USI (11/8/24)
Free Throws Attempted	6 (2x), latest by Olivia Cochran at UT Martin (11/12/24)	8 (2x), latest by Anaya Brown at UT Martin (11/12/24)
Free Throw Pct. (min. 6 made)		.750 by Meredith Raley vs. USI (11/12/24)
Offensive Rebounds	4 by Imari Berry vs. USI (11/8/24)	5 by Lauren Betts vs. UCLA (11/4/24)
Defensive Rebounds	8 by Imari Berry at UT Martin (11/12/24)	8 by Lauren Betts vs. UCLA (11/4/24)
Total Rebounds	9 by Imari Berry at UT Martin (11/12/24)	13 by Lauren Betts vs. UCLA (11/4/24)
Turnovers	5 (2x), latest by Izela Arenas at UT Martin (11/12/24)	6 by Betts & Aarnisalo vs. UCLA (11/4/24)
Assists	9 by Ja'Leah Williams vs. UCLA (11/4/24)	5 by Lauren Betts vs. UCLA (11/4/24)
Blocked Shots	3 by Isla Juffermans at UT Martin (11/4/24)	4 by Lauren Betts vs. UCLA (11/4/24)
Steals	4 by Ja'Leah Williams vs. UCLA (11/4/24)	4 by Shae Littleford at UT Martin (11/12/24)
Minutes Played (regulation game)	35:58 by Tajianna Roberts vs. UCLA (11/4/24)	36:04 by Lauren Betts vs. UCLA (11/4/24)
Minutes Played (overtime game)		



O IZELA ARENAS

Guard | 5-9 | Freshman
Porter Ranch, Calif. | Sierra Canyon

SEASON HIGHS	
Points.....	7 vs. USI (11/8/24)
Reb.....	3 at UT Martin (11/12/24), vs. USI (11/8/24)
Asst.....	4 at UT Martin (11/12/24)
Blocks.....	
Steals.....	1 at UT Martin (11/12/24)
FGM.....	3 vs. USI (11/8/24)
FGA.....	12 vs. USI (11/8/24)
3FGM.....	1 vs. USI (11/8/24), vs. UCLA (11/4/24)
3FGA.....	5 vs. USI (11/8/24)
FT.....	1 at UT Martin (11/12/24)
FTA.....	2 at UT Martin (11/12/24)
Minutes.....	23 vs. USI (11/8/24)

MISC STATS	Season	Career
Double-Doubles.....	0	0
10-Plus Points.....	0	0
20-Plus Points.....	0	0
30-Plus Points.....	0	0
Team-High Points.....	0	0
10-Plus Rebounds.....	0	0
Team-High Rebounds.....	0	0
10-Plus Assists.....	0	0
Team-High Assists.....	1	1

2024-25 GAME-BY-GAME															
Opponent	Min	FG-A	3PT-A	FT-A	O-D-T	PF	AST	TO	STL	BLK	PTS	AVG			
vs. UCLA	10	1-6	1-4	0-0	1-0-1	0	1	0	0	0	3	3.0			
SOUTHERN INDIANA	23	3-12	1-5	0-0	1-2-3	0	1	2	0	0	7	5.0			
at UT Martin	17	2-5	0-1	1-2	1-2-3	2	4	5	1	0	5	5.0			
at Kentucky															
MOREHEAD ST.															
vs. USF															
at Colorado															
OKLAHOMA															
vs. UConn															
GRAMBLING ST.															
NC STATE															
at Memphis															
at Boston College															
MIAMI															
at Wake Forest															
at Pitt															
GEORGIA TECH															
SYRACUSE															
at Virginia Tech															
at Virginia															
at SMU															
NOTRE DAME															
CAL															
STANFORD															
at Florida State															
at Duke															
NORTH CAROLINA															
CLEMSON															
at Notre Dame															

- Freshman Year (2024-25)**
- Led the team with four assists in the road win over UT Martin
 - Scored seven points in the win over USI
 - Made her collegiate debut against #5/#6 UCLA
- Prep and Personal**
- Played in the Jordan Brand Classic with Tajianna Roberts and Mackenly Randolph
 - In May of 2023, she won the Queen of the Court event, which is a one-on-one showcase with some of the top female basketball players in the country
 - Four-star prospect ranked No. 88 by espnW HoopGurlz
 - She chose the Cardinals over Oregon, Arizona and Iowa State among others
 - Played for Sierra Canyon and was teammates with Mackenly Randolph
 - While playing for Sierra Canyon, Arenas won a CIF Open Division championship, a CIF State Open Division championship, an ESPN national championship and four league championships
 - During her junior season, Sierra Canyon was ranked No. 1 in the country
 - Daughter of former NBA All-Star Gilbert Arenas

IZELA ARENAS CAREER STATISTICS																				
				Field Goals		3-Point		F-Throws		Rebounds								Scoring		
SEASON	TEAM	GP-GS	MIN/AVG	FG-FGA	FG%	3FG-3FGA	3FG%	FT-FTA	FT%	OFF	DEF	TOT	AVG	PF-FO	A	TO	BLK	STL	PTS	AVG
2024-25	LOU	3-0	50/16.7	6-23	.261	2-10	.200	1-2	.500	3	4	7	2.3	2-0	6	7	0	1	15	5.0
TOTAL		3-0	50/16.7	6-23	.261	2-10	.200	1-2	.500	3	4	7	2.3	2-0	6	7	0	1	15	5.0



1 IMARI BERRY

Guard | 5-10 | Freshman
Clarksville, Tenn. | Clarksville

SEASON HIGHS	
Points.....	10 at UT Martin (11/12/24)
Reb.....	9 at UT Martin (11/12/24)
Asst.....	2 vs. USI (11/8/24)
Blocks.....	1 (3x), MR at UT Martin (11/12/24)
Steals.....	1 at UT Martin (11/12/24), vs. USI (11/8/24)
FGM.....	3 at UT Martin (11/12/24)
FGA.....	7 vs. UCLA (11/4/24)
3FGM.....	2 at UT Martin (11/12/24)
3FGA.....	4 vs. UCLA (11/4/24)
FT.....	2 at UT Martin (11/12/24)
FTA.....	2 at UT Martin (11/12/24)
Minutes.....	22 at UT Martin (11/12/24)

MISC STATS	Season	Career
Double-Doubles.....	0	0
10-Plus Points.....	1	1
20-Plus Points.....	0	0
30-Plus Points.....	0	0
Team-High Points.....	0	0
10-Plus Rebounds.....	0	0
Team-High Rebounds.....	2	2
10-Plus Assists.....	0	0
Team-High Assists.....	0	0

2024-25 GAME-BY-GAME															
Opponent	Min	FG-A	3PT-A	FT-A	O-D-T	PF	AST	TO	STL	BLK	PTS	AVG			
vs. UCLA	16	1-7	0-4	0-0	1-2-3	2	0	2	0	1	2	2.0			
SOUTHERN INDIANA	19	2-6	0-1	0-0	4-4-8	3	2	1	1	1	4	3.0			
at UT Martin	22	3-6	2-3	2-2	1-8-9	2	0	2	1	1	10	5.3			
at Kentucky															
MOREHEAD ST.															
vs. USF															
at Colorado															
OKLAHOMA															
vs. UConn															
GRAMBLING ST.															
NC STATE															
at Memphis															
at Boston College															
MIAMI															
at Wake Forest															
at Pitt															
GEORGIA TECH															
SYRACUSE															
at Virginia Tech															
at Virginia															
at SMU															
NOTRE DAME															
CAL															
STANFORD															
at Florida State															
at Duke															
NORTH CAROLINA															
CLEMSON															
at Notre Dame															

- Freshman Year (2024-25)**
- Led the team with nine rebounds and scored 10 points in the win over UT Martin
 - Led the team with eight rebounds in the win over USI
 - Made her collegiate debut against #5/#6 UCLA
 - 2024 ACC Newcomer Watch List
- Prep and Personal**
- 2024 McDonald's All-American
 - 2024 Tennessee Girls Basketball Gatorade Player of the Year
 - 2024 Tennessee Class 4A Ms. Basketball
 - She was the first player from Clarksville High School to be named Ms. Basketball in the state of Tennessee
 - She was a finalist for Ms. Basketball in her sophomore and junior seasons (2022, 2023)
 - In her senior season, she led Clarksville to an undefeated regular season and second-straight trip to the state tournament
 - 2023 Leaf-Chronicle Girls Basketball Player of the Year
 - Five-star prospect, No. 19 ranked recruit and the highest-ranked player from the state of Tennessee by espnW HoopGurlz
 - Chose the Cardinals over Kentucky and North Carolina

IMARI BERRY CAREER STATISTICS																				
				Field Goals		3-Point		F-Throws		Rebounds									Scoring	
SEASON	TEAM	GP-GS	MIN/AVG	FG-FGA	FG%	3FG-3FGA	3FG%	FT-FTA	FT%	OFF	DEF	TOT	AVG	PF-FO	A	TO	BLK	STL	PTS	AVG
2024-25	LOU	3-0	58/19.2	6-19	.316	2-8	.250	2-2	1.000	6	14	20	6.7	7-0	5	5	3	2	16	5.3
TOTAL		3-0	58/19.2	6-19	.316	2-8	.250	2-2	1.000	6	14	20	6.7	7-0	5	5	3	2	16	5.3



Forward | 6-2 | Junior
Orlando, Fla. | Lake Highland Prep

Double-Doubles.....	0	6
10-Plus Points	1	19
20-Plus Points	0	1
30-Plus Points	0	0
Team-High Points.....	1	9
10-Plus Rebounds	0	10
Team-High Rebounds	0	15
10-Plus Assists	0	0
Team-High Assists	0	2

- A five-star prospect and is ranked No. 34 overall by ESPNW HoopGuriz and Prep Girls Hoops
- ESPNW HoopGuriz also ranks Harris as the eighth best forward in the 2022 class
- As a senior, averaged 17.8 points, 11.4 rebounds, 1.5 assists, 1.2 steals, and 1.1 blocked shots a game for a 26-5 team that won a state title and then lost to Sidwell Friends (D.C.) in the title game of the inaugural State Champions Invitational.
- As a junior, Harris helped Lake Highland Prep to the Class 4A state title in Florida
- Named the MaxPreps Player of the Year as a sophomore after averaging 11.3 points and 6.2 rebounds per game
- Tallied 20 points, five rebounds and three blocks to lead Lake Highland Prep to a Florida 4A State Championship as a sophomore.
- Named to the 2022 Naismith High School Trophy Underclassmen Girls Watch List
- Chose Louisville over Florida State, North Carolina, North Carolina State, and Georgia Tech

				Field Goals		3-Point		F-Throws		Rebounds									Scoring	
SEASON	TEAM	GP-GS	MIN/AVG	FG-FGA	FG%	3FG-3FGA	3FG%	FT-FTA	FT%	OFF	DEF	TOT	AVG	PF-FO	A	TO	BLK	STL	PTS	AVG
2022-23	LOU	38-15	516/13.6	67-132	.508	0-0	.000	25-49	.510	56	79	135	3.6	54-0	13	39	12	17	159	4.2
2023-24	LOU	34-34	920/27.1	138-245	.563	0-1	.000	78-107	.729	99	125	224	6.6	79-2	25	63	7	31	354	10.4
2024-25	LOU	3-3	61/20.2	13-24	.542	0-0	.000	5-8	.625	6	3	9	3.0	2-0	4	4	0	5	31	10.3
TOTAL		75-52	1496/20.0	218-401	.544	0-1	.000	108-164	.659	161	207	368	4.9	135-2	42	106	19	53	544	7.3



4 MACKENLY RANDOLPH

Forward | 6-0 | Freshman
Los Angeles, Calif. | Sierra Canyon

SEASON HIGHS	
Points.....	5 vs. USI (11/8/24)
Reb.....	4 at UT Martin (11/12/24)
Asst.....	3 vs. UCLA (11/4/24)
Blocks.....	2 vs. USI (11/8/24)
Steals.....	1 vs. UCLA (11/4/24)
FGM.....	2 vs. USI (11/8/24)
FGA.....	6 vs. UCLA (11/4/24)
3FGM.....	1 vs. USI (11/8/24)
3FGA.....	4 vs. UCLA (11/4/24)
FT.....	
FTA.....	
Minutes.....	18 vs. UCLA (11/4/24)

MISC STATS	Season	Career
Double-Doubles.....	0	0
10-Plus Points.....	0	0
20-Plus Points.....	0	0
30-Plus Points.....	0	0
Team-High Points.....	0	0
10-Plus Rebounds.....	0	0
Team-High Rebounds.....	0	0
10-Plus Assists.....	0	0
Team-High Assists.....	0	0

2024-25 GAME-BY-GAME																
Opponent	Min	FG-A	3PT-A	FT-A	O-D-T	PF	AST	TO	STL	BLK	PTS	AVG				
vs. UCLA*	18	1-6	0-4	0-0	1-2-3	2	3	1	1	0	2	2.0				
SOUTHERN INDIANA*	18	2-5	1-3	0-0	1-1-2	3	2	4	0	2	5	3.5				
at UT Martin*	12	1-3	0-0	2-4	1-3-4	3	1	3	0	0	4	3.7				
at Kentucky																
MOREHEAD ST.																
vs. USF																
at Colorado																
OKLAHOMA																
vs. UConn																
GRAMBLING ST.																
NC STATE																
at Memphis																
at Boston College																
MIAMI																
at Wake Forest																
at Pitt																
GEORGIA TECH																
SYRACUSE																
at Virginia Tech																
at Virginia																
at SMU																
NOTRE DAME																
CAL																
STANFORD																
at Florida State																
at Duke																
NORTH CAROLINA																
CLEMSON																
at Notre Dame																

Freshman Year (2024-25)
• Earned a start in her first collegiate appearance against #5/#6 UCLA

- Prep and Personal**
- 2024 Third Team Naismith Trophy All-American
 - 2024 McDonald's All-American
 - Played in the 2024 Jordan Brand Classic with Arenas and Roberts
 - Played with the USA Basketball Women's U17 National Team and won the gold medal at the U17 FIBA World Cup
 - Competed with USA Basketball at the 2024 Women's Nike Hoop Summit
 - Five-star prospect ranked No. 23 by espnW HoopGurlz
 - She chose the Cardinals over Notre Dame and Michigan State
 - While playing for Sierra Canyon, Randolph won a CIF Open Division championship, a CIF State Open Division championship, an ESPN national championship and four league championships
 - She holds the program record for points all-time lead in points and rebounds
 - During her junior season at Sierra Canyon, the team was ranked No. 1 in the country
 - Daughter of former NBA All-Star Zach Randolph

MACKENLY RANDOLPH CAREER STATISTICS																				
				Field Goals		3-Point		F-Throws		Rebounds									Scoring	
SEASON	TEAM	GP-GS	MIN/AVG	FG-FGA	FG%	3FG-3FGA	3FG%	FT-FTA	FT%	OFF	DEF	TOT	AVG	PF-FO	A	TO	BLK	STL	PTS	AVG
2024-25	LOU	3-3	48/16.0	4-14	.286	1-7	.143	2-4	.500	3	6	9	3.0	8-0	6	8	0	3	11	3.7
TOTAL		3-3	48/16.0	4-14	.286	1-7	.143	2-4	.500	3	6	9	3.0	8-0	6	8	0	3	11	3.7



9 ANAYA HARDY

Forward | 6-3 | Freshman
Detroit, Mich. | Renaissance

SEASON HIGHS	
Points.....	2 at UT Martin (11/12/24), vs. USI (11/8/24)
Reb.....	1 at UT Martin (11/12/24), vs. USI (11/8/24)
Asst.....	
Blocks.....	
Steals.....	
FGM.....	1 vs. USI (11/8/24)
FGA.....	1 vs. USI (11/8/24)
3FGM.....	
3FGA.....	
FT.....	
FTA.....	
Minutes.....	5 vs. USI (11/8/24)

MISC STATS	Season	Career
Double-Doubles.....	0	0
10-Plus Points.....	0	0
20-Plus Points.....	0	0
30-Plus Points.....	0	0
Team-High Points.....	0	0
10-Plus Rebounds.....	0	0
Team-High Rebounds.....	0	0
10-Plus Assists.....	0	0
Team-High Assists.....	0	0

2024-25 GAME-BY-GAME															
Opponent	Min	FG-A	3PT-A	FT-A	O-D-T	PF	AST	TO	STL	BLK	PTS	AVG			
vs. UCLA													--DNP--		
SOUTHERN INDIANA	5	1-1	0-0	0-0	1-0-1	0	0	1	0	0	2	2.0			
at UT Martin	3	1-3	0-0	0-2	1-0-1	1	0	0	0	0	2	2.0			
at Kentucky															
MOREHEAD ST.															
vs. USF															
at Colorado															
OKLAHOMA															
vs. UConn															
GRAMBLING ST.															
NC STATE															
at Memphis															
at Boston College															
MIAMI															
at Wake Forest															
at Pitt															
GEORGIA TECH															
SYRACUSE															
at Virginia Tech															
at Virginia															
at SMU															
NOTRE DAME															
CAL															
STANFORD															
at Florida State															
at Duke															
NORTH CAROLINA															
CLEMSON															
at Notre Dame															

Freshman Year (2024-25)
• Made her collegiate debut against USI

- Prep and Personal
- 2024 AP First Team All-State
 - 2024 MLive's Metro Detroit Dream Team
 - 2024 Detroit Free Press First Team All-Area
 - Scored 28 points and hauled in 12 rebounds in the Detroit Public School Championship Game, the third-straight PSL championship for Renaissance
 - She averaged 13 points, 10 rebounds and four blocks per game in her senior season
 - Tallied a triple-double (20 points, 17 rebounds, 11 blocks) in a win over Macomb Dakota
 - Led Renaissance to a 24-2 record and a trip to the state semifinals in her junior season

ANAYA HARDY CAREER STATISTICS																				
				Field Goals		3-Point		F-Throws		Rebounds									Scoring	
SEASON	TEAM	GP-GS	MIN/AVG	FG-FGA	FG%	3FG-3FGA	3FG%	FT-FTA	FT%	OFF	DEF	TOT	AVG	PF-FO	A	TO	BLK	STL	PTS	AVG
2024-25	LOU	2-0	8/4.2	2-4	.500	0-0	.000	0-2	.000	2	0	2	1.0	1-0	0	1	0	0	4	2.0
TOTAL		2-0	8/4.2	2-4	.500	0-0	.000	0-2	.000	2	0	2	1.0	1-0	0	1	0	0	4	2.0



10 ESEOSA IMAFIDON

Center | 6-5 | Redshirt Freshman
Benin-City, Nigeria | Proctor Academy

SEASON HIGHS		MISC STATS		Season	Career
Points.....	1 vs. UT Martin (11/12/24)	Double-Doubles.....	0	0	
Reb.....	2 vs. UT Martin (11/12/24), vs. USI (11/8/24)	10-Plus Points.....	0	0	
Asst.....		20-Plus Points.....	0	0	
Blocks.....		30-Plus Points.....	0	0	
Steals.....		Team-High Points.....	0	0	
FGM.....	2 vs. USI (11/8/24)	10-Plus Rebounds.....	0	0	
FGA.....		Team-High Rebounds.....	0	0	
3FGM.....		10-Plus Assists.....	0	0	
3FGA.....		Team-High Assists.....	0	0	
FT.....	1 vs. UT Martin (11/12/24)				
FTA.....	2 vs. UT Martin (11/12/24), vs. USI (11/8/24)				
Minutes.....	5 vs. USI (11/8/24)				


2024-25 GAME-BY-GAME														
Opponent	Min	FG-A	3PT-A	FT-A	O-D-T	PF	AST	TO	STL	BLK	PTS	AVG		
vs. UCLA														
--DNP--														
SOUTHERN INDIANA	5	0-0	0-0	0-2	1-1-2	1	0	1	0	2	0	0.0		
at UT Martin	2	0-0	0-0	1-2	2-0-2	0	0	0	0	0	1	0.5		
at Kentucky														
MOREHEAD ST.														
vs. USF														
at Colorado														
OKLAHOMA														
vs. UConn														
GRAMBLING ST.														
NC STATE														
at Memphis														
at Boston College														
MIAMI														
at Wake Forest														
at Pitt														
GEORGIA TECH														
SYRACUSE														
at Virginia Tech														
at Virginia														
at SMU														
NOTRE DAME														
CAL														
STANFORD														
at Florida State														
at Duke														
NORTH CAROLINA														
CLEMSON														
at Notre Dame														

- Redshirt-Freshman Year (2024-25)
- Made her collegiate debut against USI
- 2023-24 (Freshman Year)
- She was a redshirt her first year at Louisville

- Prep and Personal
- Played most recently at Proctor Academy
 - Helped led Proctor to a 14-7 in the NEPSAC Class AA League, one of the best prep leagues in New England
 - Prior to her time at Proctor, she was at Matthews Covenant Day in Matthews, N.C.
 - During the 2021-22 season, she averaged 14.1 points, 11.3 rebounds and 2.2 blocks per game
 - Following the season, she earned second team NCSAA Girls' Varsity Basketball All-American honors
 - She also spent time with Team Curry in Charlotte, N.C.
 - Imafidon is originally from Nigeria and started playing basketball in 2019
 - She came to the United States to play high school and prep basketball through the Access2Success Program

ESEOSA IMAFIDON CAREER STATISTICS																				
				Field Goals		3-Point		F-Throws		Rebounds									Scoring	
SEASON	TEAM	GP-GS	MIN/AVG	FG-FGA	FG%	3FG-3FGA	3FG%	FT-FTA	FT%	OFF	DEF	TOT	AVG	PF-FO	A	TO	BLK	STL	PTS	AVG
2024-25	LOU	2-0	7/3.5	0-0	.000	0-0	.000	1-4	.250	3	1	4	2.0	1-0	0	1	2	0	1	0.5
TOTAL		2-0	7/3.5	0-0	.000	0-0	.000	1-4	.250	3	1	4	2.0	1-0	0	1	2	0	1	0.5

2 NCAA RUNNER-UPS (2009, 2013) | 4 FINAL FOURS (2009, 2013, 2018, 2022) | 8 ELITE EIGHTS | 12 SWEET 16'S | 26 NCAA TOURNAMENTS



11 ELIF ISTANBULLUOGLU

Forward | 6-3 | Sophomore
Istanbul, Turkey | Fenerbahçe S.K.

SEASON HIGHS		CAREER HIGHS		MISC STATS		Season	Career
Points	4 vs. UT Martin (11/12/24), vs. USI (11/8/24)	Points	11 vs. Boston College (1/25/24)	Double-Doubles		0	1
Reb	6 vs. UCLA (11/4/24)	Reb	12 vs. Bellarmine (11/16/23)	10-Plus Points		0	2
Asst		Asst	3 (2x), latest at Georgia Tech (2/22/24)	20-Plus Points		0	0
Blocks		Blocks	1 (6x), latest vs. Boston College (3/7/24)	30-Plus Points		0	0
Steals	1 vs. UCLA (11/4/24)	Steals	1 (6x), latest vs. UCLA (11/4/24)	Team-High Points		0	0
FGM	2 vs. USI (11/8/24)	FGM	5 vs. Boston College (1/25/24)	10-Plus Rebounds		0	1
FGA	3 vs. USI (11/8/24)	FGA	8 (2x), latest vs. Boston College (1/25/24)	Team-High Rebounds		0	1
3FGM		3FGM	1 (6x), latest vs. Middle Tenn (3/22/24)	10-Plus Assists		0	0
3FGA	1 vs. UT Martin (11/12/24), vs. UCLA (11/4/24)	3FGA	5 vs. NC A&T (12/3/23)	Team-High Assists		0	0
FT		FT	4 vs. DePaul (11/12/23)				
FTA		FTA	4 vs. DePaul (11/12/23), at Cincinnati (11/6/23)				
Minutes	16 vs. UT Martin (11/12/24)	Minutes	21 at Cincinnati (11/6/23)				

2024-25 GAME-BY-GAME															
Opponent	Min	FG-A	3PT-A	FT-A	O-D-T	PF	AST	TO	STL	BLK	PTS	AVG			
vs. UCLA	16	1-2	0-1	0-0	2-4-6	0	0	0	1	0	2	2.0			
SOUTHERN INDIANA	9	2-3	0-0	0-0	2-2-4	2	0	0	0	0	4	3.0			
at UT Martin	16	2-4	0-1	0-0	0-2-2	2	0	2	0	0	4	3.3			
at Kentucky															
MOREHEAD ST.															
vs. USF															
at Colorado															
OKLAHOMA															
vs. UConn															
GRAMBLING ST.															
NC STATE															
at Memphis															
at Boston College															
MIAMI															
at Wake Forest															
at Pitt															
GEORGIA TECH															
SYRACUSE															
at Virginia Tech															
at Virginia															
at SMU															
NOTRE DAME															
CAL															
STANFORD															
at Florida State															
at Duke															
NORTH CAROLINA															
CLEMSON															
at Notre Dame															

Freshman Year (2023-24)

- Played in all 34 games and made two starts in her first season with the Cardinals.
- Scored seven points and hit one three-pointer in her first career NCAA Tournament game against Middle Tennessee.
- Earned her first career start in the road win over Georgia Tech.
- Tallied a career high 11 points on 5-for-8 shooting with four rebounds against Boston College.
- Scored nine points, was 4-for-5 from the floor and 1-for-1 from behind the arc with four rebounds in the win over Wake.
- Tallied her first double-double in just her third collegiate game with 10 points and 12 rebounds in the win over Bellarmine. She was the first freshman to record a double-double since 2021.
- Made her collegiate debut against Cincinnati on Nov. 6 and tallied seven points, three rebounds, one block and one steal.

Prep

- Played with Turkey at the 2023 FIBA U18 and U20 Championships this summer
- At the U18 Championships, she helped Turkey reach the quarterfinals and finished eighth
- She averaged 11.0 points and 10.7 rebounds per game, which was second on the team in scoring and she led the team in rebounds
- At the U20 Championships, Turkey finished eighth and she averaged double figures with 10.7 points per game during the tournament
- She played in the most recent FIBA EuroLeague season with Fenerbahçe S.K.
- Fenerbahçe S.K. won the EuroLeague for the first time in team history

Elif Istanbuluoğlu Career Statistics																				
				Field Goals		3-Point		F-Throws		Rebounds									Scoring	
Season	Team	GP-GS	Min/Avg	FG-FGA	FG%	3FG-3FGA	3FG%	FT-FTA	FT%	Off	Def	TOT	Avg	PF-FO	A	TO	BLK	STL	PTS	Avg
2023-24	LOU	34-2	431/12.7	34-91	.374	6-27	.222	16-24	.667	27	49	76	2.2	33-0	13	29	6	5	90	2.6
2024-25	LOU	3-0	41/13.6	5-9	.556	0-2	.000	0-0	.000	4	8	12	4.0	4-0	0	2	0	1	10	3.3
TOTAL		37-2	472/12.8	39-100	.390	6-29	.207	16-24	.667	31	57	88	2.4	37-0	13	31	6	6	100	2.7



12 JA'LEAH WILLIAMS

Guard | 5-9 | Senior
Pompano Beach, Fla. | Blanche Ely | Miami

SEASON HIGHS	CAREER HIGHS	MISC STATS
Points..... 11 vs. UCLA (11/4/24) Reb..... 7 vs. UCLA (11/4/24) Asst..... 9 vs. UCLA (11/4/24) Blocks..... 1 vs. UT Martin (11/12/24) Steals..... 4 vs. UCLA (11/4/24) FGM..... 4 vs. UT Martin (11/12/24), vs. UCLA (11/4/24) FGA..... 9 vs. UCLA (11/4/24) 3FGM..... 3FGA..... 1 vs. UCLA (11/4/24) FT..... 4 vs. USI (11/8/24) FTA..... 6 vs. USI (11/8/24) Minutes..... 27 vs. UCLA (11/4/24)	Points..... 28 vs. Columbia (11/27/22)* Reb..... 12 vs. Virginia Tech (3/8/24)* Asst..... 9 vs. UCLA (11/4/24) Blocks..... 2 vs. Clemson (2/16/23)* Steals..... 7 vs. Jackson St. (12/20/23)* FGM..... 10 vs. Columbia (11/27/22)* FGA..... 14 vs. Columbia (11/27/22)* 3FGM..... 3 vs. North Carolina (3/7/24)* 3FGA..... 7 vs. North Carolina (3/7/24)* FT..... 11 vs. Columbia (11/27/22)* FTA..... 11 vs. Columbia (11/27/22)* Min..... 40 vs. Florida (12/11/2022)* * at Miami	Season Career* Double-Doubles..... 0 0 10-Plus Points..... 1 25 20-Plus Points..... 0 1 30-Plus Points..... 0 0 Team-High Points..... 0 5 10-Plus Rebounds..... 0 2 Team-High Rebounds..... 1 11 10-Plus Assists..... 0 0 Team-High Assists..... 2 39 * at Louisville & Miami

2024-25 GAME-BY-GAME														
Opponent	Min	FG-A	3PT-A	FT-A	O-D-T	PF	AST	TO	STL	BLK	PTS	AVG		
vs. UCLA*	27	4-9	0-1	3-4	3-4-7	3	9	5	4	0	11	11.0		
SOUTHERN INDIANA*	16	0-1	0-0	4-6	2-4-6	3	4	1	2	0	4	7.5		
at UT Martin*	23	4-4	0-0	1-1	1-2-3	1	1	3	2	1	9	8.0		
at Kentucky														
MOREHEAD ST.														
vs. USF														
at Colorado														
OKLAHOMA														
vs. UConn														
GRAMBLING ST.														
NC STATE														
at Memphis														
at Boston College														
MIAMI														
at Wake Forest														
at Pitt														
GEORGIA TECH														
SYRACUSE														
at Virginia Tech														
at Virginia														
at SMU														
NOTRE DAME														
CAL														
STANFORD														
at Florida State														
at Duke														
NORTH CAROLINA														
CLEMSON														
at Notre Dame														

Louisville - Senior Year (2024-25)

- Scored nine points on 4-for-4 shooting in the road win over UT Martin
- Led the team with four assists and had six rebounds, four points and two steals against Southern Indiana
- Set a career high with nine assists to go with 11 points, team-high seven rebounds and four steals against #5/#6 UCLA.

Williams transferred to Louisville ahead of the 2024-25 season after playing three years at Miami (FL)

Miami - Junior Year (2023-24)

- She averaged 7.1 points per game (fourth-best on the team), was second on the squad with 2.7 assists per game and third with 4.5 rebounds per game in her junior year
- Was critical in the win against Duke Jan. 28, scoring 16 points to go with seven rebounds
- Played a big part in Miami's 60-59 win against UNC in the ACC Tournament Second Round, posting 11 points and seven rebounds
- Set a career high with 12 boards against Virginia Tech March 8
- Came up just short of a double-double in an overtime win against Clemson Feb. 8, posting 11 points and nine rebounds
- Was a consummate distributor in the win against Fordham Nov. 12, tallying seven points, eight assists and three steals
- Started a streak of four-straight double-digit scoring games Dec. 20, posting seven steals and 12 points in the win against Jackson State
- Tallied her non-conference high for points with 14 on 6-for-7 shooting against Alabama State Dec. 28
- Scored four of her 11 points at the line against Louisville Dec. 31
- Grabbed eight boards and scored 10 points at No. 11 Virginia Tech Jan. 11

Miami - Sophomore Year (2022-23)

- Started all 35 games played
- Averaged 6.5 points, 3.1 rebounds, 2.7 assists and 1.2 steals per game
- Led the Hurricanes in total assists with 93
- Reached double-figure points on eight occasions as a sophomore
- Poured in a career-high 28 points on 10 made field goals against Columbia (11/27)
- Recorded multiple steals in 11 games, including a season-high five against UMES (11/7)

Miami - Freshman Year (2021-22)

- Started 28 of 34 games played as a freshman
- Was the only freshman to start a game this season
- Led the Hurricanes in steals (65)
- Ranked third on the team in points per game (7.3) and rebounds per game (4.1)
- Totalled nine double-digit outings
- Led all Hurricanes in field goal percentage (minimum 200 attempts) with a .416 clip
- Ranked in the top five among ACC freshmen in steals (first), rebounding (third), scoring (fourth) and assists (fourth), one of just two league rookies to do so
- Finished the season third among ACC players in total steals (65)
- Tallied multiple steals in 17 of 34 games
- Posted a career-best six steals and seven assists against Arkansas-Pine Bluff (12/6)
- Reached double-digit rebounding numbers for the first time in her career with 10 at Wake Forest

Prep and Personal

- Attended Blanche Ely High School
- Named the Sun Sentinel Broward County Class 7A-6A Player of the Year in 2019-20
- Earned a spot on the Miami Herald's First Team and Sun Sentinel's First Team for two years straight
- As a senior, served as team captain, led her team to its first state championship since 1992
- Totalled 10 points, five rebounds and four assists in the title game
- As a junior, averaged 18.0 points, eight assists, seven rebounds and five steals per game
- Honor Roll member every year of high school
- Parents are Jessica and George
- Enjoys running track
- Hopes to become a manager, physical therapist or athletic trainer

JA'LEAH WILLIAMS CAREER STATISTICS																				
				Field Goals		3-Point		F-Throws		Rebounds								Scoring		
SEASON	TEAM	GP-GS	MIN/AVG	FG-FGA	FG%	3FG-3FGA	3FG%	FT-FTA	FT%	OFF	DEF	TOT	AVG	PF-FO	A	TO	BLK	STL	PTS	AVG
2021-22	UM	34-28	915/26.9	97-233	.416	5-30	.167	49-70	.700	60	80	140	4.1	59-0	75	69	7	65	248	7.3
2022-23	UM	35-35	862/24.6	93-230	.404	6-28	.214	37-56	.661	38	69	107	3.1	69-0	93	91	7	43	229	6.5
2023-24	UM	30-18	837/27.9	83-195	.426	17-53	.321	29-44	.659	37	99	136	4.5	59-0	82	71	5	50	212	7.1
2024-25	LOU	3-3	65/21.8	8-14	.571	0-1	.000	8-11	.727	6	10	16	5.3	7-0	14	9	1	8	24	8.0
TOTAL FOR LOU		3-3	65/21.8	8-14	.571	0-1	.000	8-11	.727	6	10	16	5.3	7-0	14	9	1	8	24	8.0
TOTAL		102-84	2679/26.3	281-672	.418	28-112	.250	123-181	.680	141	258	399	3.9	194-0	264	240	20	166	713	7.0



13 MERISSAH RUSSELL

Guard | 6-0 | Graduate
Ottawa, Ontario | Cairine Wilson

SEASON HIGHS		CAREER HIGHS		MISC STATS		Season	Career
Points.....	9 vs. USI (11/8/24)	Points.....	13 at Boston College (2/19/23)	Double-Doubles.....	0	0	
Reb.....	4 vs. UCLA (11/4/24)	Reb.....	8 at Virginia (2/9/23)	10-Plus Points.....	0	9	
Asst.....	3 vs. UT Martin (11/12/24)	Asst.....	4 (3x), latest vs. Middle Tenn (3/22/24)	20-Plus Points.....	0	0	
Blocks.....	1 vs. UCLA (11/4/24)	Blocks.....	1 (8x), latest vs. UCLA (11/4/24)	30-Plus Points.....	0	0	
Steals.....	3 vs. USI (11/8/24)	Steals.....	3 (3x), latest vs. USI (11/8/24)	Team-High Points.....	0	0	
FGM.....	3 vs. USI (11/8/24)	FGM.....	5 vs. Notre Dame (2/28/23), at Boston College (2/19/23)	10-Plus Rebounds.....	0	0	
FGA.....	5 vs. USI (11/8/24)	FGA.....	11 vs. Middle Tenn (3/22/24)	Team-High Rebounds.....	0	2	
3FGM.....	3 vs. USI (11/8/24)	3FGM.....	3 (5x), latest vs. USI (11/8/24)	10-Plus Assists.....	0	0	
3FGA.....	5 vs. USI (11/8/24)	3FGA.....	8 vs. NC A&T (12/3/23), at MTSU (12/4/22)	Team-High Assists.....	0	2	
FT.....	4 vs. UT Martin (11/12/24)	FT.....	5 at Cincinnati (11/6/23)				
FTA.....	4 vs. UT Martin (11/12/24)	FTA.....	6 at Cincinnati (11/6/23)				
Minutes.....	18 vs. UCLA (11/4/24)	Minutes.....	27 vs. NC A&T (12/3/23)				

2024-25 GAME-BY-GAME												
Opponent	Min	FG-A	3PT-A	FT-A	O-D-T	PF	AST	TO	STL	BLK	PTS	AVG
vs. UCLA	18	1-4	0-3	0-0	1-3-4	1	0	0	2	1	2	2.0
SOUTHERN INDIANA	15	3-5	3-5	0-0	1-2-3	0	1	0	3	0	9	5.5
at UT Martin	13	1-3	0-2	4-4	2-0-2	1	3	0	0	0	6	5.7
at Kentucky												
MOREHEAD ST.												
vs. USF												
at Colorado												
OKLAHOMA												
vs. UConn												
GRAMBLING ST.												
NC STATE												
at Memphis												
at Boston College												
MIAMI												
at Wake Forest												
at Pitt												
GEORGIA TECH												
SYRACUSE												
at Virginia Tech												
at Virginia												
at SMU												
NOTRE DAME												
CAL												
STANFORD												
at Florida State												
at Duke												
NORTH CAROLINA												
CLEMSON												
at Notre Dame												

- Graduate Year (2024-25)**
- Tied a career high with three steals and three 3-pointers against Southern Indiana.
- Senior Year (2023-24)**
- Played in all 34 games and made two starts in her senior season with the Cardinals.
 - Led the team and tied a career high with four assists to go with nine points, five rebounds, two steals and a block against Middle Tennessee.
 - Tied a career high with three steals and had a season-high six rebounds against Virginia.
 - Earned her first career start in the road win over Georgia Tech.
 - Tied a career high with a team-best four assists to go with seven points in the win over #12/14 Notre Dame.
 - Scored nine points, tied a season high with four field goals made and two steals in the home win over Pitt.
 - Scored in double figures for the third time against an ACC opponent with 10 points, 2-for-3 from behind the arc and tallied a season and team-best five rebounds in the win over Wake.
 - Tallied double-figures points for the second-straight game with 10 points, two rebounds and two steals in the win over Duke.
 - Scored a season-best 12 points and was 3-for-3 from the floor and from three in the win over #RV/23 Miami. She tied a career high with three three-pointers made and scored 11 of her 12 points in the fourth quarter.
 - Tied a career high with three made three-pointers and tied a season high with 11 points to go with three rebounds, three assists, a steal and a block in a career-best 27 minutes against NC A&T.
 - Scored nine points and added three rebounds, an assist and a steal in the win over Gonzaga.
 - Tallied a career-best four assists to go with 11 points, four rebounds, two steals and a block in the win over Bellarmine.
 - Set a career high with five made free throws in the road win over Cincinnati.
- Junior Year (2022-23)**
- Played in 37 games coming off the bench during her junior season.
 - Scored six or more points in 11 games this season.
 - Scored eight points on 3-for-6 shooting in the win over No. 8 seed Ole Miss.
 - Tallied nine points, two boards, two assists and a steal off the bench in the win over No. 12 seed Drake.
 - Scored 12 points and tied a career high with five field goals made against #10 Notre Dame.
 - Tied a career high with three assists in the home win over Miami.
 - Scored a career-high 13 points with four rebounds, two assists and a steal against Boston College. Nine of her 13 points came in the fourth quarter against the Eagles.
 - Tallied seven points, tied a career high with three assists and had two steals in the win over Clemson.
 - Led the Cardinals and set a career high with eight rebounds to go with nine points in the road win over Virginia.
 - Was active on the glass and tied a career high with seven rebounds against Syracuse. She also hit a three in the win, her seventh-straight game with at least one three made.
 - Tied a career high with 11 points, four field goals and three three-pointers in the road win over DePaul.
 - Tied a career high with seven rebounds and added six points in the win over Kentucky.
 - Had a career-best 11 points, four field goals, three steals and three made three pointers in the win over Longwood on Nov. 25.
 - Tied a career high with two steals and set a season high with five points in the win at Belmont.
- Sophomore Year (2021-22)**
- Missed Syracuse and Notre Dame games competing for Canadian National Team in 2022 World Cup Qualifying Tournament in Osaka, Japan
 - Played a season-high 15 minutes, recording a season-high five points with three rebounds and one assist off the bench vs. Pitt on 1/6
 - Notched a season-high of 12 minutes, recording three points and two rebounds off the bench at Colorado State on 11/28
- Canadian National Team (2021)**
- Named an alternate on Canada's women's basketball team that competed at the Tokyo Olympic Games, but did not travel
 - In mid-June, competed for Canada at the FIBA Women's AmeriCup in San Juan, Puerto Rico. She helped lead Canada to a perfect 4-0 record in pool play and a trip to the semifinals. In the win over El Salvador, she had nine points on 3-of-5 shooting from deep, while adding two steals. She had six points on 2-of-4 shooting from beyond the arc in a win over the U.S. Virgin Islands
- Freshman Year (2020-21)**
- Played in 20 games, averaging 2.2 points and 2.2 rebounds
 - Recorded six points and five rebounds in 12 minutes at Boston College on 2/4
 - Converted on her first collegiate three point field goal in a win at Virginia Tech on 1/7
 - Tied a season-high eight points, highlighted by 4-5 from the free throw line, in a win vs. Bellarmine on 1/2
 - Scored eight points on 3-4 from the field, adding five rebounds and one assist in 19 minutes in her collegiate debut at SEMO on 11/25
- High School**
- Ranked as the 29th best guard by espnW. She is listed as a four-star prospect by Prospects Nation and is rated No. 54 overall by PASS Scouting Service
 - Played for Canada's U19 team at the 2019 FIBA Women's Basketball World Cup in Bangkok, Thailand. She helped lead Canada to the quarterfinals, where they fell to eventual champion USA and head coach Jeff Walz. She finished the tournament averaging 6.4 points, 4.0 rebounds and 1.3 assists
 - Also a member of Canada's Senior National team and participated as the youngest player on the roster in a five-game European exhibition tour in Belgium and Great Britain
 - Was named the MVP of the first ever BioSteele All Canadian Girls Game in April, the Canadian version of the McDonald's All-American game. She finished with 30 points, 10 rebounds and three steals in that game which featured the top 24 female high school players in Canada

MERISSAH RUSSELL CAREER STATISTICS																					
				Field Goals		3-Point		F-Throws		Rebounds										Scoring	
SEASON	TEAM	GP-GS	MIN/AVG	FG-FGA	FG%	3FG-3FGA	3FG%	FT-FTA	FT%	OFF	DEF	TOT	AVG	PF-FO	A	TO	BLK	STL	PTS	AVG	
2020-21	LOU	20-0	135/6.7	16-36	.444	1-6	.167	10-15	.667	15	29	44	2.2	18-0	8	10	1	4	43	2.2	
2021-22	LOU	18-0	117/6.5	6-23	.261	3-9	.333	10-13	.769	5	13	18	1.0	10-0	5	10	0	2	25	1.4	
2022-23	LOU	37-0	566/15.3	62-141	.440	29-79	.367	19-25	.760	31	60	91	2.5	63-1	33	32	2	32	172	4.6	
2023-24	LOU	33-2	596/18.1	60-152	.395	19-67	.284	28-40	.700	36	49	85	2.6	53-0	33	46	4	31	167	5.1	
2024-25	LOU	3-0	46/15.3	5-12	.417	3-10	.300	4-4	1.000	4	5	9	3.0	2-0	4	0	1	5	17	5.7	
TOTAL		111-2	1459/13.1	149-364	.409	55-171	.322	71-97	.732	91	156	247	2.2	146-1	83	98	8	74	424	3.8	



15 ISLA JUFFERMANS

Forward | 6-4 | Freshman
Coffs Harbour, Australia | Centre of Excellence Australia

SEASON HIGHS		MISC STATS		Season	Career
Points	5 vs. USI (11/8/24)	Double-Doubles		0	0
Reb	4 vs. UT Martin (11/12/24)	10-Plus Points		0	0
Asst	1 vs. UT Martin (11/12/24), vs. USI (11/8/24)	20-Plus Points		0	0
Blocks	3 vs. UT Martin (11/12/24)	30-Plus Points		0	0
Steals		Team-High Points		0	0
FGM	2 vs. USI (11/8/24)	10-Plus Rebounds		0	0
FGA	7 vs. UCLA (11/4/24)	Team-High Rebounds		0	0
3FGM		10-Plus Assists		0	0
3FGA		Team-High Assists		0	0
FT	1 vs. USI (11/8/24)				
FTA	2 vs. USI (11/8/24)				
Minutes	14 vs. UT Martin (11/12/24)				

2024-25 GAME-BY-GAME																
Opponent	Min	FG-A	3PT-A	FT-A	O-D-T	PF	AST	TO	STL	BLK	PTS	AVG				
vs. UCLA	14	1-7	0-0	0-0	1-0-1	0	0	1	0	0	2	2.0				
SOUTHERN INDIANA	13	2-2	0-0	1-2	2-0-2	2	1	2	0	1	5	3.5				
at UT Martin	14	1-3	0-0	0-0	1-3-4	3	1	2	0	3	2	3.0				
at Kentucky																
MOREHEAD ST.																
vs. USF																
at Colorado																
OKLAHOMA																
vs. UConn																
GRAMBLING ST.																
NC STATE																
at Memphis																
at Boston College																
MIAMI																
at Wake Forest																
at Pitt																
GEORGIA TECH																
SYRACUSE																
at Virginia Tech																
at Virginia																
at SMU																
NOTRE DAME																
CAL																
STANFORD																
at Florida State																
at Duke																
NORTH CAROLINA																
CLEMSON																
at Notre Dame																

- Freshman Year (2024-25)
- Tallied three blocks and four rebounds in the road win over UT Martin
 - Made her first collegiate debut against #5/#6 UCLA
- Prep and Personal
- Named MVP of the 2022 FIBA Under 18 Women's Asian Championship
 - Also named MVP at the U20 Nationals and won the gold medal
 - 2023 New South Wales Champion and MVP
 - Won Defensive Player of the Year at the U20 Australian Championship
 - At the FIBA U19 World Cup, she averaged 10.3 points and 7.1 rebounds a game
 - At the U18 Asian Championships she averaged 17 points and 11 rebounds a game
 - This most recent season in 2024, she played 16 games with the NBL One Australian League and averaged 18 points and 11 rebounds
 - Played 24 games for the NBL One League in 2023 and averaged 16.6 points, 9.5 rebounds and shot 59.4 percent from the field
 - In 2022, played 13 games in the NBL One League

ISLA JUFFERMANS CAREER STATISTICS																				
				Field Goals		3-Point		F-Throws		Rebounds									Scoring	
SEASON	TEAM	GP-GS	MIN/AVG	FG-FGA	FG%	3FG-3FGA	3FG%	FT-FTA	FT%	OFF	DEF	TOT	AVG	PF-FO	A	TO	BLK	STL	PTS	AVG
2024-25	LOU	3-0	41/13.8	4-12	.333	0-0	.000	1-2	.500	4	3	7	2.3	5-0	2	6	4	0	9	3.0
TOTAL		3-0	41/13.8	4-12	.333	0-0	.000	1-2	.500	4	3	7	2.3	5-0	2	6	4	0	9	3.0



21 REAGAN BENDER

Guard | 5-10 | Freshman
Louisville, Ky. | Sacred Heart

SEASON HIGHS	
Points.....	
Reb.....	1 vs. UT Martin (11/12/24), vs. USI (11/8/24)
Asst.....	1 vs. UT Martin (11/12/24)
Blocks.....	
Steals.....	1 vs. USI (11/8/24)
FGM.....	
FGA.....	5 vs. USI (11/8/24)
3FGM.....	
3FGA.....	5 vs. USI (11/8/24)
FT.....	
FTA.....	
Minutes.....	15 vs. USI (11/8/24)

MISC STATS	Season	Career
Double-Doubles.....	0	0
10-Plus Points.....	0	0
20-Plus Points.....	0	0
30-Plus Points.....	0	0
Team-High Points.....	0	0
10-Plus Rebounds.....	0	0
Team-High Rebounds.....	0	0
10-Plus Assists.....	0	0
Team-High Assists.....	0	0

2024-25 GAME-BY-GAME														
Opponent	Min	FG-A	3PT-A	FT-A	O-D-T	PF	AST	TO	STL	BLK	PTS	AVG		
vs. UCLA	1	0-0	0-0	0-0	0-0-0	0	0	0	0	0	0	0.0		
SOUTHERN INDIANA	15	0-5	0-5	0-0	0-1-1	1	0	1	1	0	0	0.0		
at UT Martin	13	0-1	0-1	0-0	0-1-1	1	1	0	0	0	0	0.0		
at Kentucky														
MOREHEAD ST.														
vs. USF														
at Colorado														
OKLAHOMA														
vs. UConn														
GRAMBLING ST.														
NC STATE														
at Memphis														
at Boston College														
MIAMI														
at Wake Forest														
at Pitt														
GEORGIA TECH														
SYRACUSE														
at Virginia Tech														
at Virginia														
at SMU														
NOTRE DAME														
CAL														
STANFORD														
at Florida State														
at Duke														
NORTH CAROLINA														
CLEMSON														
at Notre Dame														

Freshman Year (2024-25)
• Made her collegiate debut against #5/#6 UCLA

- Prep and Personal**
- Local product and played high school at Sacred Heart in Louisville
 - In four seasons as a starter, Bender scored 1,818 points and grabbed 477 rebounds, hit 212 three-pointers during her career and led Sacred Heart to a 128-20 record in those four years and was a finalist for Miss Basketball in the state of Kentucky
 - Won her fourth-straight state championship after scoring 18 points in the championship game over McCracken County
 - She was named to the all-tournament team and The Courier Journal's All-Seventh Region girls basketball team following the state tournament
 - For her senior year, Bender averaged 13.4 points, 3.0 rebounds, 2.9 assists and 1.9 steals per game
 - In her junior season, Sacred Heart finished 36-3 for a second straight season and Bender averaged 15.2 points and 3.1 rebounds
 - She was a first-team All-State selection after her junior year
 - As a sophomore, Bender averaged 11.4 points and 3.2 rebounds a game, while she hit for 10.1 points and 4.2 rebounds as a freshman
 - Bender's grandfather, Bob Bender Sr., graduated from the University of Louisville in 1957 and was inducted into the University of Louisville Hall of Fame in 1992

REAGAN BENDER CAREER STATISTICS																		
				Field Goals		3-Point		F-Throws		Rebounds				Scoring				
SEASON	TEAM	GP-GS	MIN/AVG	FG-FGA	FG%	3FG-3FGA	3FG%	FT-FTA	FT%	OFF	DEF	TOT	AVG	PF-FO	A	TO	BLK	STL
2024-25	LOU	3-0	28/9.3	0-6	.000	0-6	.000	0-0	.000	0	2	2	0.7	2-0	1	1	0	1
TOTAL		3-0	28/9.3	0-6	.000	0-6	.000	0-0	.000	0	2	2	0.7	2-0	1	1	0	1



22 TAJIANNA ROBERTS

Guard | 5-10 | Freshman
San Diego, Calif. | IMG Academy (FL)

SEASON HIGHS	
Points.....	21 vs. UCLA (11/4/24)
Reb.....	4 vs. USI (11/8/24)
Asst.....	4 vs. USI (11/8/24)
Blocks.....	1 vs. UCLA (11/4/24)
Steals.....	1 vs. UT Martin (11/12/24), vs. UCLA (11/4/24)
FGM.....	8 vs. UCLA (11/4/24)
FGA.....	19 vs. UCLA (11/4/24)
3FGM.....	4 vs. UCLA (11/4/24)
3FGA.....	10 vs. UCLA (11/4/24)
FT.....	1 vs. UCLA (11/4/24)
FTA.....	2 vs. UT Martin (11/12/24), vs. UCLA (11/4/24)
Minutes.....	36 vs. UCLA (11/4/24)

MISC STATS	Season	Career
Double-Doubles.....	0	0
10-Plus Points.....	3	3
20-Plus Points.....	1	1
30-Plus Points.....	0	0
Team-High Points.....	1	1
10-Plus Rebounds.....	0	0
Team-High Rebounds.....	0	0
10-Plus Assists.....	0	0
Team-High Assists.....	1	1

2024-25 GAME-BY-GAME														
Opponent	Min	FG-A	3PT-A	FT-A	O-D-T	PF	AST	TO	STL	BLK	PTS	AVG		
vs. UCLA*	36	8-19	4-10	1-2	2-1-3	1	1	0	1	1	21	21.0		
SOUTHERN INDIANA*	22	4-8	3-6	0-0	0-4-4	0	4	0	1	0	11	18.5		
at UT Martin*	21	6-8	1-2	0-2	0-1-1	1	0	1	0	0	13	15.0		
at Kentucky														
MOREHEAD ST.														
vs. USF														
at Colorado														
OKLAHOMA														
vs. UConn														
GRAMBLING ST.														
NC STATE														
at Memphis														
at Boston College														
MIAMI														
at Wake Forest														
at Pitt														
GEORGIA TECH														
SYRACUSE														
at Virginia Tech														
at Virginia														
at SMU														
NOTRE DAME														
CAL														
STANFORD														
at Florida State														
at Duke														
NORTH CAROLINA														
CLEMSON														
at Notre Dame														

- Freshman Year (2024-25)**
- Scored 13 points on 6-for-8 shooting in the win over UT Martin
 - ACC Rookie of the Week (11/12)
 - Led the team with four assists to go with 11 points and four rebounds against Southern Indiana
 - Earned a start in her first collegiate game and had a game-high 21 points, made four three-pointers and did not commit a turnover against #5/#6 UCLA
 - She is the first Louisville freshman to score 20+ points in her debut since the 2020 season
- Prep and Personal**
- 2024 Naismith Trophy Honorable Mention All-American
 - Participated and advanced to the finals of the 2024 State Farm 3-point shootout in Phoenix
 - She played in the Jordan Brand Classic with fellow incoming recruits Mackenly Randolph and Izela Arenas
 - Guided IMG to the Chipotle National Finals in her senior season
 - In the September of 2023, she guided Team South to a championship at the 2023 Nike World Basketball Festival
 - In her junior season, she led La Jolla to their third CIF title in four years and earned a top five national ranking by Max Preps
 - She averaged 14 points, 4.6 rebounds, and 3.6 assists a game in her junior season with La Jolla
 - A five-star prospect and ranked No. 24 overall by espnW Hoop Gurlz
 - She chose the Cardinals over Kentucky, Duke, California, and Virginia Tech

Tajanna Roberts Career Statistics																				
				Field Goals		3-Point		F-Throws		Rebounds								Scoring		
Season	Team	GP-GS	Min/Avg	FG-FGA	FG%	3FG-3FGA	3FG%	FT-FTA	FT%	Off	Def	TOT	Avg	PF-FO	A	TO	BLK	STL	PTS	Avg
2024-25	LOU	3-3	78/26.2	18-35	.514	8-18	.444	1-4	.250	2	6	8	2.7	2-0	5	1	1	2	45	15.0
TOTAL		3-3	78/26.2	18-35	.514	8-18	.444	1-4	.250	2	6	8	2.7	2-0	5	1	1	2	45	15.0



30 JAYDA CURRY

Guard | 5-6 | Senior
Corona, Calif. | Centennial | Cal

SEASON HIGHS				CAREER HIGHS				MISC STATS			
									Season	Career*	
Points.....				Points	30	at Stanford (1/21/22)*		Double-Doubles.....	0	1	
Reb.....				Reb.....	10	vs. Arkansas Pine Bluff (12/3/22)*		10-Plus Points.....	0	61	
Asst.....				Asst.....	8 (2x), latest vs. Oregon (1/27/23)*			20-Plus Points.....	0	17	
Blocks.....				Blocks.....	1 (3x), latest vs. Washington State (2/26/22)*			30-Plus Points.....	0	1	
Steals.....				Steals	6 vs. NC A&T (12/3/23)			Team-High Points.....	0	40	
FGM.....				FGM	11 at Utah (2/23/23)*			10-Plus Rebounds.....	0	1	
FGA.....				FGA	23 (2x), latest vs. Notre Dame (11/12/22)*			Team-High Rebounds.....	0	4	
3FGM.....				3FGM.....	4 (4x), latest vs. Southern Cal (2/19/23)*			Team-High Assists.....	0	0	
3FGA.....				3FGA.....	11 vs. Arizona (12/31/22)*			Team-High Assists.....	0	24	
FT.....				FT.....	12 at Stanford (1/21/22)*			* at Cal & Louisville			
FTA.....				FTA	14 at Stanford (1/21/22)*						
Minutes.....				Min.....	40 (2x), latest vs. Washington State (3/1/23)*						
				* at Cal							

2024-25 GAME-BY-GAME											
Opponent	Min	FG-A	3PT-A	FT-A	O-D-T	PF	AST	TO	STL	BLK	PTS
vs. UCLA											
SOUTHERN INDIANA											
at UT Martin											
at Kentucky											
MOREHEAD ST.											
vs. USF											
at Colorado											
OKLAHOMA											
vs. UConn											
GRAMBLING ST.											
NC STATE											
at Memphis											
at Boston College											
MIAMI											
at Wake Forest											
at Pitt											
GEORGIA TECH											
SYRACUSE											
at Virginia Tech											
at Virginia											
at SMU											
NOTRE DAME											
CAL											
STANFORD											
at Florida State											
at Duke											
NORTH CAROLINA											
CLEMSON											
at Notre Dame											

Louisville - Senior Year (2024-25)
• 2025 Drysdale Award Watch List

Louisville - Junior Year (2023-24)
• Played all 34 games and made five starts with the Cardinals.
• Was second on the team with 45 three-pointers and was one of six players to average 7 or more points per game (9.0).
• Scored a season-high 26 points and led the team with three assists against No. 4 seed Notre Dame.
• Tied a season high with three made three-pointers and tallied 13 points in the road win over Georgia Tech.
• Led the Cards with 15 points on 6-for-9 shooting and tied a season high with three made three pointers in the win over Pitt.
• Scored in double figures for the third-straight game with 14 points on the road against #23/24 North Carolina.
• Led the team and a tied a season high with 19 points, set a season high with eight made field goals and tied a season high with three three-pointers made in the road win over Clemson.
• Had a team-best 12 points and shot 5-for-6 from the field and 2-for-2 from behind the arc in the home win over Wake.
• Tallied season-best marks with 19 points on 7-for-12 shooting in the win over #RV/23 Miami. She was 2-for-2 from three and scored 11 of her 19 points in the third quarter. Curry eclipsed 1,000 career points in the win.
• Scored a team-best 12 points, set a career high with six steals, led the team with five assists and had five rebounds in the win over NC A&T.
• Tied a season high with 13 points and hit a season best three three-pointers in the win over Gonzaga.
• Recorded a season-high six assists against Alabama.
• Scored in double figures for the second time this season with 11 points against Bellarmine.
• In her Louisville regular season debut, she scored in double figures with 13 points and added two assists and a steal against Cincinnati.
• 2023-24 Naismith Women's Player of the Year Watch List
• ACC Newcomer Watch List

Curry transferred to Louisville in April 2023 and will be eligible to play for the Cardinals during the 2023-24 season.

Honors and Awards
• All-Pac-12 Honorable Mention - Coaches (2023)
• Pac-12 All-Conference - Media (2023)
• Pac-12 Freshman of the Year - Media (2022)
• Pac-12 All-Conference - Media (2022)
• Pac-12 All-Freshman Team - Media (2022)
• All-Pac-12 Honorable Mention - Coaches (2022)
• Pac-12 All-Freshman Team - Coaches (2022)
• Pac-12 Freshman of the Week (Five times)

Cal - Sophomore Year (2022-23)
• Named to Pac-12 Honorable Mention team by the coaches and All-Pac-12 First Team by the media.
• One of five players to appear in all 30 games and started every game.
• Logged 988 minutes, averaging 32.9 minutes per contest which led the team.
• Led the team in scoring at 15.5 points per game, which ranked sixth in the Pac-12 and tops among all sophomores in the conference and 22nd nationally.
• Became the second fastest player in program history to score 500 points, doing so in 29 games, against Montana on Nov. 26.
• Scored in double-figures in 23 games and led the team in scoring in 18 games.
• Tied for the team lead with 59 made 3-pointers, which ranked seventh in the Pac-12.
• Her 3-point total ranks seventh on Cal's all-time single season list.
• Was the only player in the Pac-12 and one of eight players in DI women's basketball to hit at least one 3-pointer in every game for the season.
• Has an active streak of 51 consecutive regular season games with at least one 3PM, which is the longest known streak in Pac-12

history since the 1999-00 season.
• Tied her career-high with four 3PM twice (last against No. 25 USC on Feb. 19).
• Had a career-high eight assists twice (against No. 8 Utah on Jan. 22 and Oregon on Jan. 27).
• Was second on the team in assists (3.5 assists per game), which ranked 10th in the Pac-12.
• Had a career-high 10 rebounds against Arkansas-Pine Bluff on Dec. 3.
• Registered her first career double-double with 19 points and 10 rebounds against Arkansas-Pine Bluff on Dec. 3.

Cal - Freshman Year (2021-22)
• Named the Pac-12 Freshman of the Year by the Pac-12 Media, also earned All-Conference honors by the media.
• Named to Pac-12 Honorable Mention team by the coaches and All-Freshman Team.
• Led the Pac-12 in scoring, averaging 18.6 points per game - the first freshman in conference history to lead the Pac-12 in scoring.
• The 18.6 points per game ranked in the top-50 in the nation. She finished the year as the nation's second leading scorer.
• Shot 38.6 percent from the field (135-for-350) and 33.6 percent from 3-point range (47-for-140).
• Connected on 80.4 percent of her free throw attempts (111-for-138).
• Was elite at getting to the line, she led the Pac-12 in free throws made and was second in the conference in attempts.
• Five time Pac-12 Freshman of the Week
• Played in 23 games, making 23 starts. Averaged 34.6 minutes per contest which was fifth most by a freshman in the nation.
• Scored 428 points - finished with 22 games in double figures, including eight with 20 or more points.
• The 428 points was just 58 points behind the top total in the conference in eight less games played.
• Led the Bears in scoring in 16 of the 23 games she played.
• Was second on the team in assists with 64, her 2.8 assists per game ranked in the top-15 in the Pac-12. She was one of four players - and only freshman - in the Pac-12 to finish in the top-15 in scoring and assists.
• Scored a season-high 30 points at No. 2 Stanford on Jan. 21.
• In Pac-12 play she averaged 17.1 points per game which was third in the conference - tops among all freshmen.
• Made her collegiate debut on Nov. 9 against Sacramento State, finished with 23 points, along with five rebounds and three assists.

High School
• Named Ms. Basketball State Player of the Year
• Named the MaxPreps California Player of the Year
• Was named the 2020 Press Enterprise Player of the Year
• Named the 2020 Riverside Player of the Year
• A four-time letter winner at Centennial High School for head coach Martin Woods.
• Earned All-American Honorable Mention honors from MaxPreps following her junior campaign.
• Led Centennial to a California State Championship her senior year, she finished with a double-double scoring 27 points and grabbing 11 rebounds in the win over Mater Dei.
• In four years she amassed 2,190 points, 778 field goals, 567 rebounds, 399 assists and 375 steals.
• Averaged 18.9 points per game in her four year career while shooting 41.3 percent from the field.
• As a senior she averaged 21.3 points per game, 6.4 rebounds, 5.1 assists and 3.9 steals per game.
• Her junior year she scored 717 points, averaging 22.4 points per contest.
• She currently holds the Centennial single-game scoring record with 50 points.

JAYDA CURRY CAREER STATISTICS																			
				Field Goals			3-Point		F-Throws		Rebounds				Scoring				
SEASON	TEAM	GP-GS	MIN/AVG	FG-FGA	FG%	3FG-3FGA	3FG%	FT-FTA	FT%	OFF	DEF	TOT	AVG	PF-FO	A	TO	BLK	STL	PTS
2021-22	Cal	23-23	796/34.6	135-350	.386	47-140	.336	111-138	.804	11	74	85	3.7	61-2	64	57	3	32	428
2022-23	Cal	30-30	989/33.0	157-414	.379	59-176	.335	93-120	.775	11	93	104	3.5	75-1	106	68	0	15	466
2023-24	LOU	34-5	751/22.1	109-277	.394	45-116	.388	49-64	.766	14	43	57	1.7	72-2	66	59	0	25	312
TOTAL FOR LOU		34-5	751/22.1	109-277	.394	45-116	.388	49-64	.766	14	43	57	1.7	72-2	66	59	0	25	312
TOTAL		87-58	2536/29.2	401-1041	.385	151-432	.350	253-322	.786	36	210	246	2.8	208-5	236	184	3	72	1206



Forward | 6-3 | Graduate
Columbus, Ga. | Carver

SEASON HIGHS		CAREER HIGHS		MISC STATS	
				Season	Career
Points.....	15 vs. USI (11/8/24)	Points.....	21 vs. Liberty (11/25/23), vs. DePaul (11/12/23)	Double-Doubles.....	0 14
Reb.....	7 vs. UT Martin (11/12/24)	Reb.....	15 vs. Northwestern (3/24/21)	10-Plus Points.....	2 65
Asst.....	2 vs. UT Martin (11/12/24)	Asst.....	6 at Colorado State (11/28/21)	20-Plus Points.....	0 3
Blocks.....	1 vs. UT Martin (11/12/24)	Blocks.....	3 (3x), latest at Florida State (1/15/23)	30-Plus Points.....	0 0
Steals.....	3 vs. UT Martin (11/12/24)	Steals.....	4 vs. South Carolina (4/1/22)	Team-High Points.....	1 15
FGM.....	6 vs. USI (11/8/24)	FGM.....	9 vs. DePaul (11/12/23)	10-Plus Rebounds.....	0 22
FGA.....	9 vs. USI (11/8/24)	FGA.....	17 vs. NC State (2/5/24)	Team-High Rebounds.....	0 48
3FGM.....	1 vs. UT Martin (11/12/24), vs. UCLA (11/4/24)	3FGM.....	1 (6x), latest vs. UCLA (11/4/24)	10-Plus Assists.....	0 0
3FGA.....	2 vs. UT Martin (11/12/24), vs. UCLA (11/4/24)	3FGA.....	2 (5x), latest vs. UCLA (11/4/24)	Team-High Assists.....	0 8
FT.....	5 vs. UT Martin (11/12/24)	FT.....	9 vs. Liberty (11/25/23), at SEMO (11/25/20)		
FTA.....	6 vs. UT Martin (11/12/24)	FTA.....	12 vs. Liberty (11/25/23)		
Minutes.....	24 vs. USI (11/8/24)	Minutes.....	36 vs. Syracuse (2/1/24)		

2024-25 GAME-BY-GAME												
Opponent	Min	FG-A	3PT-A	FT-A	O-D-T	PF	AST	TO	STL	BLK	PTS	AVG
vs. UCLA*	23	3-6	1-2	1-2	2-2-4	5	0	2	0	0	8	8.0
SOUTHERN INDIANA*	24	6-9	0-0	3-4	0-6-6	0	1	0	1	0	15	10.8
at UT Martin*	22	4-6	1-2	5-6	1-6-7	1	2	2	3	1	14	12.3
at Kentucky												
MOREHEAD ST.												
vs. USF												
at Colorado												
OKLAHOMA												
vs. UConn												
GRAMBLING ST.												
NC STATE												
at Memphis												
at Boston College												
MIAMI												
at Wake Forest												
at Pitt												
GEORGIA TECH												
SYRACUSE												
at Virginia Tech												
at Virginia												
at SMU												
NOTRE DAME												
CAL												
STANFORD												
at Florida State												
at Duke												
NORTH CAROLINA												
CLEMSON												
at Notre Dame												

Graduate Year (2024-25)

- Scored 14 points on 4-for-6 shooting to go with seven rebounds, three steals and two assists against UT Martin
- Led the team with 17 points against Southern Indiana.
- Named to the McClain Award Watch List for the fourth-straight season.

Senior Year (2023-24)

- Played and started all 34 games for the Cardinals.
- Tied for the team lead with 6.6 rebounds, 1.4 steals and 0.6 blocks per game, second on the squad with five double-doubles and was tied for second on the team with 10.8 points per game.
- Led the team with 17 points and 10 rebounds for her fifth double-double against Middle Tennessee.
- Tied a season high with three steals, two blocks and had nine points and seven rebounds against Boston College.
- All-ACC Second Team
- Scored a team-best 18 points and hauled in 11 rebounds in the home win over Florida State.
- Led the team with 12 rebounds and had eight points in the road win over Georgia Tech.
- Had a team-best nine rebounds to go with 11 points on 3-for-6 shooting in the road win over Boston College.
- Led the team with 17 points and 12 rebounds for her third double-double of the season against No. 3/5 NC State.
- Recorded nine points, seven rebounds, tied a season best with three assists and two blocks over a career-high 38 minutes played against #21/23 Syracuse.
- Scored in double figures for the 12th-straight game with 10 points, team-high seven rebounds and was 5-for-10 shooting from the floor against Boston College.
- Tallied 14 points, team-best five rebounds and tied a season high with four assists against #23/24 North Carolina.
- Had 12 points with six rebounds and two assists in the road win over Clemson.
- Led the team with 12 points, was 6-for-6 from the line and had a season-high four assists in the win over Wake.
- Scored 10 points on 4-for-6 shooting with four rebounds in the road win over Pitt.
- Tallied double-digit points with 13 points on 6-for-11 shooting to go with a team-best six rebounds and tied a season best with three steals against Duke.
- Scored in double figures with 11 points to go with seven rebounds, two steals and two blocks against #Rv/23 Miami.
- Led the team with 14 points on 5-for-8 shooting and added seven rebounds in the win over #23 Washington.
- Scored in double figures with 12 points on 6-for-10 shooting to go with a team-best six rebounds, tied a season high with three steals and season-best two blocks against No. 17/18 UConn.
- Tied a season high with 11 rebounds and tied for the team high with 16 points for her second double-double of the season against Morehead State.
- Eclipsed the 1,000-point plateau with 10 points in the win over Kentucky. She also added a team-best eight rebounds and three assists with one steal and zero turnovers.
- Scored 10 points on 5-for-8 shooting with two rebounds, an assist, a steal and a block in just 15 minutes against NC A&T.
- Tied a career high with 21 points and hauled in 11 rebounds for her 10th career double-double in the win against Liberty. She tied a career high with nine made free throws and tied a season high with three steals.
- Led the Cards with eight rebounds to go with 11 points and three steals against Bucknell.
- Recorded 10 points on 5-for-6 shooting, two rebounds, two assists and one steal in just 13 minutes against Bellarmine.

- 2023-24 Wooden Award Preseason Top 50 Watch List
- Set a career high with 21 points on 9-for-14 shooting to go with five rebounds and team-best three assists and three steals against DePaul.
- Led the Cardinals with 10 points and three assists to go with seven points in the win over Cincinnati.
- 2023-24 Naismith Women's Player of the Year Watch List
- Preseason All-ACC Team
- Katrina McClain Award Watch List

Junior Year (2022-23)

- Only player to play and start in all 38 games this season.
- Led the team in rebounds (6.5) per game and double-doubles (4) in her junior season.
- Tallied a career-best 20 points to go with 14 rebounds for her fourth double-double of the season against 4. Iowa. The 14 rebounds are tied for the fifth-most in program history in NCAA Tournament game.
- Scored 10 points with six rebounds, a block and a steal in the win over No. 8 seed Ole Miss.
- ACC Second Team All-Tournament
- Reached double figures for the fourth-straight game with 11 points to go with four rebounds, two blocks and one steal against No. 3 Virginia Tech in the ACC Finals.
- Scored 12 points and led the team with eight rebounds in the ACC semifinal win over Notre Dame.

Sophomore Year (2021-22)

- In ACC play, ranked fourth on the team with 9.7 points per game, while pulling down 5.8 rebounds per game and shooting 50 percent from the floor and 75 percent from the stripe
- Scored 14 points on 6-11 shooting and added four rebounds in the Final Four of the NCAA tournament vs. South Carolina on 4/1.
- With 52-50 lead with 2:52 remaining against Michigan in Elite 8, scored six straight points to build lead to 58-50 with 33 seconds left, finished with nine points on 4-7 shooting and four rebounds in 20 minutes
- Scored 11 points on 5-8 shooting, while contributing five rebounds and three assists in 25 minutes in the second win of the NCAA tournament vs Gonzaga
- Shot a perfect 4-4 from the field and added four rebounds in the opening round win of the NCAA tournament vs. UAlbany
- Recorded 14 points on 5-6 from the field and 4-5 from the line, adding five rebounds, two blocks and two steals at UNC on 2/17
- Led the team 11 rebounds while adding nine assists off 4-6 from the floor and one assist at Syracuse on 2/6
- Recorded 18 points on 8-15 from the field, including game-winner, while adding five rebounds and one assist at Miami on 2/1
- Scored 17 points on 6-10 shooting, including her first 3 of the season, with 6 rebounds vs. FSU on 1/27
- Led the team with a career-high tying 19 points on 8-12 from the field, adding seven rebounds, one assist and one block at NC State on 1/20
- Put up a season-high 13 points, shooting 5-10 and adding 7 rebounds, 1 assist, and 1 steal, vs. Syracuse on 1/13
- Tallied a new season-high 11 points, shooting a perfect 3-3 from the field and 5-6 from the charity stripe, adding four rebounds, one block and one steal vs. Pitt on 1/6
- Recorded a season high 13 rebounds while tying a career high three blocks, adding seven points, one assist and one steal in 33 minutes (ties career high) at Georgia Tech on 1/2
- Tied a season high 10 points, adding four rebounds, one assist, one steal and one block while hitting 3-6 shots from the field and 4-4 from the charity stripe vs. BC
- Recorded a career-high six assists while committing zero turnovers at Colorado State
- Named to Katrina McClain Award Watch List

Freshman Year (2020-21)

- Tallied 11 points on 5-of-6 shooting in the win over Wake Forest.
- Scored 10 points and added six rebounds, three assists, a block and a steal against #10 Notre Dame.
- Hit the tying layup with 3.8 seconds left in overtime and had six points, five rebounds and tied a season high with two steals in overtime on the road against #10 Notre Dame.
- Hauled in a team-best 12 rebounds to go with seven points in the win over Clemson. It was her fifth game this season with 10 or more rebounds.
- Scored in double figures with 11 points and led the Cards with six rebounds against Wake Forest.
- Had a team-high 11 rebounds against #20/18 NC State. It was the fourth time this season she has had 10 or more rebounds in a game.
- Led the team with seven rebounds and had eight points, three assists, two steals and a block in the win over Boston College.
- Scored 13 points, tied a career high with three blocks, had a season-high four assists to go with eight rebounds in the road win over Florida State.
- Led the team with nine rebounds, scored eight points and had two assists and two steals against Pitt. It was her second game this season that she had multiple steals and multiple blocks in the same game.
- Tallied a team-high six rebounds to go with 10 points in the win over Georgia Tech.
- Scored a season-high 15 points on 7-of-9 shooting to go with seven rebounds in the win over Syracuse.
- Recorded her third double-double of the season with 11 points and tied a season high with 13 rebounds against Pitt.
- Led the team with nine rebounds and added nine points in the road win over Kentucky.
- Scored in double figures for the second-straight game and third time in her last four with 12 points against SIUE on 6-for-8 shooting.
- Led the team with 14 points against Middle Tennessee on Dec. 4. She also had seven rebounds, her sixth game this season with seven or more rebounds.
- Recorded her second double-double of the season and seventh of her career in the win over Longwood on Nov. 25. She had 10 points and 10 rebounds.
- Led the Cardinals with a season-high four assists and had a season-high two blocks in the win over #3/5 Texas on Nov. 20.
- On her 21st birthday, she had her sixth career double-double with 13 points and 13 rebounds. She also led the Cardinals with a team-high three assists in the win over Belmont.
- One of four players to score in double figures against IUPUI (11 pts.).
- Katrina McClain Award Watch List

Olivia Cochran Career Statistics																				
				Field Goals		3-Point		F-Throws		Rebounds									Scoring	
Season	Team	GP-GS	Min/Avg	FG-FGA	FG%	3FG-3FGA	3FG%	FT-FTA	FT%	Off	Def	TOT	Avg	PF-FO	A	TO	BLK	STL	PTS	Avg
2020-21	LOU	29-25	605/20.9	111-204	.544	1-7	.143	63-81	.778	60	140	200	6.9	64-0	20	48	24	12	286	9.9
2021-22	LOU	33-32	737/22.3	109-212	.514	1-4	.250	65-94	.691	85	83	168	5.1	79-1	35	60	24	27	284	8.6
2022-23	LOU	38-38	917/24.1	126-252	.500	2-9	.222	67-100	.670	83	163	246	6.5	112-4	40	71	23	25	321	8.4
2023-24	LOU	34-34	922/27.1	145-292	.497	1-7	.143	77-111	.694	64	160	224	6.6	94-3	46	60	20	47	368	10.8
2024-25	LOU	3-3	69/22.9	13-21	.619	2-4	.500	9-12	.750	3	14	17	5.7	6-1	3	4	1	4	37	12.3
TOTAL		137-132	3249/23.7	504-981	.514	7-31	.226	281-398	.706	295	560	855	6.2	355-9	144	243	92	115	1296	9.5

NCAA

Official Basketball Box Score - Final

Louisville at UCLA

11/04/24 Addas Arena, Paris

2024 AFLAC OUI PLAY

Game Time: 8:45 PM

Game Duration: 1:56

Attendance: 3,472

Officials: Karen Prestio, Brenda Pantajo, Maj Forsberg

NCAA

Official Basketball Box Score - Final

Southern Ind. at Louisville

11/08/24 KFC Yum! Center, Louisville

2024-25 Women's Basketball

Game Time: 7:02 PM

Game Duration: 1:52

Attendance: 7,666

Officials: Puslari Spurlock, Brandon Enterline, Kayla Mavey

Louisville - 59

Record: 0-1

NO.	Name	Min	FG	3P	FT	Rebounds	Fouls	TP	AS	TO	ST	Blocks	+/-
			M-A	M-A	M-A	OR DR TOT	PF FD					BS BA	
2	Nyla Harris	F 21:17	3-9	0-0	0-0	2 2 4	1 1	6	1	2	3	0 3	-3
4	Mackleny Randolph	F 17:52	1-6	0-4	0-0	1 2 3	2 3	2	3	1	1	0 0	8
44	Olivia Cochran	F 23:18	3-6	1-2	1-2	2 2 4	5 1	8	0	2	0	0 0	2
12	Ja'Leah Williams	G 26:47	4-9	0-1	3-4	3 4 7	3 2	11	9	5	4	0 1	-1
22	Tajanna Roberts	G 35:58	8-19	4-10	1-2	2 1 3	1 0	21	1	0	1	1 1	-3
13	Merissah Russell	18:27	1-4	0-3	0-0	1 3 4	1 1	2	0	0	2	1 0	-11
11	Elif Istanbuluglu	15:52	1-2	0-1	0-0	2 4 6	0 1	2	0	0	1	0 0	-4
15	Izela Juffermans	13:54	1-7	0-0	0-0	1 0 1	0 0	2	0	1	0	0 1	-11
0	Izela Arenas	09:56	1-6	1-4	0-0	1 0 1	0 0	3	1	0	0	0 0	0
1	Imari Berry	16:27	1-7	0-4	0-0	1 2 3	2 2	2	0	2	0	1 1	-14
21	Reagan Bender	00:13	0-0	0-0	0-0	0 0 0	0 0	0	0	0	0	0 0	2
Team						3 4 7				0	1		
Totals			24-75	6-29	5-8	19 24 43	15 11	59	15	14	12	3 7	-7

Technical Fouls:NONE

Southern Ind. - 51

Record: 1-1

NO.	Name	Min	FG	3P	FT	Rebounds	Fouls	TP	AS	TO	ST	Blocks	+/-
			M-A	M-A	M-A	OR DR TOT	PF FD					BS BA	
22	Meredith Raley	F 27:53	2-9	0-4	6-8	1 3 4	2 7	10	0	1	0	0 0	-25
24	Amiyah Buchanan	F 31:46	3-6	0-0	0-4	2 2 4	4 4	6	1	2	1	2 2	-23
4	Triniti Ralston	G 16:58	3-5	1-2	0-0	1 0 1	4 0	7	2	4	2	0 0	-2
11	Ali Saunders	G 34:15	7-15	1-3	0-0	0 4 4	2 0	15	3	4	3	0 1	-31
20	Vanessa Shafford	G 26:30	1-9	1-4	0-0	0 5 5	2 2	3	0	3	2	0 1	-27
3	Lexie Green	17:42	1-3	0-1	0-0	0 2 2	0 1	2	2	1	0	0 0	7
40	Sophia Loden	17:11	0-2	0-1	0-0	4 2 6	1 0	0	0	2	0	0 0	-29
23	Lexi Sepulveda	17:10	4-7	0-0	0-0	0 1 1	2 0	8	0	2	0	0 0	1
44	Lauren Carie	10:35	0-0	0-0	0-0	1 1 2	1 1	0	0	0	0	0 0	9
Team						2 0 2				0	1		
Totals			21-56	3-15	6-12	11 20 31	18 15	51	8	20	8	2 4	-24

Technical Fouls:NONE

UCLA - 66Record: 1-0

NO.	Name	Min	FG	3P	FT	Rebounds	Fouls	TP	AS	TO	ST	Blocks	+/-
			M-A	M-A	M-A	OR DR TOT	PF FD					BS BA	
11	Gabriela Jaquez	F 33:27	2-8	0-3	0-0	3 5 8	3 2	4	4	2	1	0 0	13
32	Angela Dugalic	F 15:21	0-1	0-1	0-0	0 3 3	0 0	0	2	2	1	1 0	-18
51	Lauren Betts	C 36:04	9-12	0-0	0-1	5 8 13	3 7	18	5	6	1	4 0	9
3	Londynn Jones	G 33:01	3-13	3-8	4-4	0 0 0	1 2	13	4	1	0	1 3	0
7	Elina Aarnisalo	G 29:10	4-8	0-1	0-0	2 2 1	1 1	8	4	6	1	0 0	12
22	Kendall Dudley	07:50	0-1	0-0	0-0	2 0 2	0 1	0	0	0	0	0 0	1
30	Timea Gardner	25:59	5-9	5-7	0-0	1 6 7	1 0	15	1	3	0	0 0	21
0	Janiiah Barker	18:56	3-11	0-3	2-3	2 5 7	2 2	8	0	2	0	1 0	-1
2	Avary Cain	00:13	0-0	0-0	0-0	0 0 0	0 0	0	0	0	0	0 0	-2
Team						2 3 5				0	0		
Totals			26-63	8-23	6-8	15 32 47	12 15	66	20	22	4	7 3	7

Technical Fouls:Bench 1st10:00

Louisville - 75Record: 1-1

NO.	Name	Min	FG	3P	FT	Rebounds	Fouls	TP	AS	TO	ST	Blocks	+/-
			M-A	M-A	M-A	OR DR TOT	PF FD					BS BA	
2	Nyla Harris	F 16:57	4-7	0-0	1-4	2 0 2	0 3	9	1	2	1	0 0	17
4	Mackleny Randolph	F 18:11	2-5	1-3	0-0	1 1 2	3 0	5	2	4	2	0 0	12
44	Olivia Cochran	F 23:43	6-9	0-0	0-4	0 6 6	0 5	15	1	0	1	0 1	30
12	Ja'Leah Williams	G 15:49	0-1	0-0	4-6	2 4 6	3 4	4	4	1	2	0 0	30
22	Tajanna Roberts	G 21:40	4-8	3-6	0-0	0 4 4	0 1	11	4	0	1	0 0	24
1	Imari Berry	19:15	2-6	0-1	0-0	4 4 8	3 0	4	2	1	1	1 1	5
11	Elif Istanbuluglu	08:40	2-3	0-0	0-0	2 2 4	2 1	4	0	0	0	0 0	5
0	Izela Arenas	22:58	3-12	1-5	0-0	1 2 3	0 1	7	1	2	0	0 0	-3
13	Merissah Russell	14:48	3-5	3-5	0-0	1 2 3	0 0	9	1	0	3	0 0	9
15	Izla Juffermans	13:00	2-2	0-0	1-2	2 0 2	2 1	5	1	2	0	1 0	3
21	Reagan Bender	14:53	0-5	0-5	0-0	0 1 1	1 0	0	0	1	1	0 0	2
9	Anaya Hardy	05:03	1-1	0-0	0-0	1 0 1	1 0	2	0	1	0	0 0	-7
10	Eseosa Imafidon	05:03	0-0	0-0	0-2	1 1 2	1 2	0	0	1	0	2 0	-7
Team						1 0 1				0	4		
Totals			29-64	8-25	9-18	18 27 45	15 18	75	17	19	12	4 2	24

Technical Fouls:NONE

Dead Ball Rebounds: 0, 1

Dead Ball Rebounds: 6, 0

Biggest lead

6 (1st 8:54)

10 (4th 4:02)

Best Scoring Run

6 (1st 8:54)

9 (3rd 3:43)

Lead Changes

13

Times Tied

4

Time with Lead

15:27

20:43

Points from

UL

UCLA

Turnovers

19

19

Paint

20

32

Second Chance

15

19

Fast Breaks

15

6

Bench

11

23

Period by Period Scoring

1st

2nd

3rd

4th

TOT

UL

18

11

17

13

59

UCLA

13

19

18

16

66

Biggest lead

USI

LOU

Best Scoring Run

4 (1st 0:54)

33 (4th 4:36)

Lead Changes

4

Times Tied

3

Time with Lead

02:05

36:17

Points from

USI

LOU

Turnovers

15

19

Paint

26

34

Second Chance

11

16

Fast Breaks

10

4

Bench

10

31

Period by Period Scoring

1st

2nd

3rd

4th

TOT

USI

21

4

11

15

51

LOU

22

21

19

13

75

NCAA

Official Basketball Box Score - Final

#18 Louisville at UT Martin

11/12/24 Kathleen and Tom Elam Center, Martin, Tenn.

2024-25 NCAA Women's Basketball

Game Time: 6:00 PM

Game Duration: 2:09

Attendance: 1,453

Officials: Angel Kent, Aaron Brooks, Traci Drake

#18 Louisville - 86Record: 2-1

NO.	Name	Min	FG	3P	FT	Rebounds	Fouls	TP	AS	TO	ST	Blocks	+/-
			M-A	M-A	M-A	OR DR TOT	PF FD					BS BA	
2	Nyla Harris	F 22:23	6-8	0-0	4-4	2 1 3	1 2	16	2	0	1	0 1	38
4	Mackleny Randolph	F 11:55	1-3	0-0	2-4	1 3 4	3 3	4	1	3	0	0 0	8
44	Olivia Cochran	F 21:39	4-6	1-2	5-6	1 6 7	1 4	14	2	2	3	1 0	20
12	Ja'Leah Williams	G 22:54	4-4	0-0	1-1	1 2 3	1 3	9	1	3	2	1 0	24
22	Tajanna Roberts	G 20:50	6-8	1-2	0-2	0 1 1	1 1	13	0	1	0	0 0	21
1	Imari Berry	22:01	3-6	2-3	2-2	1 8 9	2 1	10	3	2	1	1 0	5
11	Elif Istanbuluglu	16:25	2-4	0-1	0-0	0 2 2	2 1	4	0	2	0	0 1	4
13	Merissah Russell	12:33	1-3	0-2	4-4	2 0 2	1 3	6	3	0	0	0 1	14
15	Isla Juffermans	14:22	1-3	0-0	0-0	1 3 4	3 2	2	1	3	0	3 0	-15
0	Izela Arenas	17:06	2-5	0-1	1-2	1 2 3	2 2	5	4	5	1	0 1	-2
21	Reagan Bender	12:41	0-1	0-1	0-0	0 1 1	1 0	0	1	0	0	0 0	-4
9	Anaya Hardy	03:16	1-3	0-0	0-2	1 0 1	1 1	2	0	0	0	0 2	-4
10	Eseosa Imafidon	01:55	0-0	0-0	1-2	2 0 2	0 1	1	0	0	0	0 0	1
Team													
Totals31-544-1220-2914 32 4619 248618 218 6 6 22													

Technical Fouls:NONE

UT Martin - 64Record: 0-3

NO.	Name	Min	FG	3P	FT	Rebounds	Fouls	TP	AS	TO	ST	Blocks	+/-
			M-A	M-A	M-A	OR DR TOT	PF FD					BS BA	
4	Anaya Brown	F 22:09	4-15	0-2	4-8	4 0 4	3 5	12	1	0	3	0 4	6
12	Lexi Rubel	F 29:36	1-4	0-0	2-2	2 1 3	3 2	4	3	0	2	0 0	-10
1	Daejah Richmond	G 23:57	3-6	0-0	1-2	1 2 3	4 1	7	1	4	1	0 0	-14
11	Shae Littleford	G 34:53	2-15	2-9	5-6	1 3 4	2 3	11	3	2	4	0 0	-12
44	Kenley McCann	G 31:02	7-15	1-5	4-4	0 3 3	4 21	0	2	0	0	0 0	-12
14	Abby Stephens	11:39	0-2	0-1	0-0	1 1 2	0 0	0	2	1	0	1	-26
2	Kaitlyn McCam	22:48	1-4	0-2	0-0	3 0 3	2 1	2	1	0	1	0 0	-23
23	Kayana Armbrister	15:57	2-5	1-2	2-2	4 1 5	3 2	7	0	2	1	3 0	-15
10	Tia Hymon	01:15	0-0	0-0	0-0	0 0 0	0 0	0	0	0	0	3 0	-3
22	Taylor Scohy	01:55	0-0	0-0	0-0	0 0 0	0 0	0	0	0	0	0 0	-1
24	Mikayla Lambert	01:55	0-0	0-0	0-0	0 1 1	1 0	0	0	1	0	0 0	-1
32	Sophie Singleton	01:43	0-1	0-1	0-0	0 1 1	1 0	0	0	0	0	0 0	-1
33	Mauryah Jones	01:12	0-0	0-0	0-0	0 0 0	0 0	0	0	0	0	0 0	2
Team													
Totals20-676-2718-2419 14 3324 19649 13136 6 -22													

Technical Fouls:NONE

LOU

UTM

Biggest lead

33 (4th 6:34) 1 (1st 9:26)

Best Scoring Run

17 (2nd 1:52) 7 (4th 2:09)

Lead Changes

2

Times Tied

0

Time with Lead

39:33 00:15

Points from Turnovers

17 19

Paint

52 18

Second Chance

19 11

Fast Breaks

20 5

Bench

30 9

Period by Period Scoring

1st2nd3rd4thTOT

LOU

25 19 23 19 86

UTM

11 9 21 23 64

Shooting By Period

1st FG% 8-14 57.1%
3PT% 0-2 0.0%
FT% 9-12 75%
2nd FG% 6-16 37.5%
3PT% 1-5 20.0%
FT% 6-9 66.7%
3rd FG% 9-11 81.8%
3PT% 1-2 50.0%
FT% 4-4 100%
4th FG% 8-13 61.5%
3PT% 2-3 66.7%
FT% 1-4 25%
GM FG% 31-54 57.4%
3PT% 4-12 33.3%
FT% 20-29 69.0%

Dead Ball Rebounds: 4, 0

Shooting By Period

1st FG% 3-17 17.6%
3PT% 2-7 28.6%
FT% 3-4 75%
2nd FG% 3-18 16.7%
3PT% 0-7 0.0%
FT% 3-4 75%
3rd FG% 7-15 46.7%
3PT% 2-7 28.6%
FT% 5-6 83.3%
4th FG% 7-17 41.2%
3PT% 2-6 33.3%
FT% 7-10 70%
GM FG% 20-67 29.9%
3PT% 6-27 22.2%
FT% 18-24 75.0%

Dead Ball Rebounds: 2, 0

2024-25 Louisville Cardinals - Photo Roster

**0 Izela Arenas**

G | 5-9 | Fr.
Porter Ranch, Calif.
(Sierra Canyon)

**1 Imari Berry**

G | 5-10 | Fr.
Clarksville, Tenn.
(Clarksville)

**2 Nyla Harris**

F | 6-2 | Jr.
Orlando, Fla.
(Lake Highland Prep)

**4 Mackenly Randolph**

F | 6-0 | Fr.
Los Angeles, Calif.
(Sierra Canyon)

**5 Rebekah Graves**

G | 5-6 | Fr.
Keller, Texas
(Keller)

**9 Anaya Hardy**

F | 6-3 | Fr.
Detroit, Mich.
(Renaissance)

**10 Eseosa Imafidon**

C | 6-5 | R-Fr.
Benin-City, Nigeria
(Proctor Academy)

**11 Elif Istanbuluoglu**

F | 6-3 | So.
Istanbul, Turkey
(Fenerbahçe S.K.)

**12 Ja'Leah Williams**

G | 5-9 | Sr.
Pompano Beach, Fla.
(Miami)

**13 Merissah Russell**

G | 6-0 | Gr.
Ottawa, Ontario
(Cairine Wilson)

**15 Isla Juffermans**

F | 6-4 | Fr.
Coffs Harbour, Australia
(Centre of Excellence Australia)

**21 Reagan Bender**

G | 5-10 | Fr.
Louisville, Ky.
(Sacred Heart)

**22 Tajianna Roberts**

G | 5-10 | Fr.
San Diego, Calif.
(IMG Academy (FL))

**30 Jayda Curry**

G | 5-6 | Sr.
Corona, Calif.
(Cal)

**44 Olivia Cochran**

F | 6-3 | Gr.
Columbus, Ga.
(Carver)

Coaching Staff

**Jeff Walz**
Head Coach**Stephanie Norman**
Associate Head Coach**Jonneshia Pineda**
Associate Coach**Shay Robinson**
Associate Coach**Amanda Butler**
Assistant Coach



2024-25 Louisville Women's Basketball

Combined Team Statistics

All games

Game Records

Record	Overall	Home	Away	Neutral
ALL GAMES	2-1	1-0	1-0	0-1
CONFERENCE	0-0	0-0	0-0	0-0
NON-CONFERENCE	2-1	1-0	1-0	0-1

Score by Periods

Team	1st	2nd	3rd	4th	OT	TOT
Louisville	65	51	59	45	0	220
Opponents	45	32	50	54	0	181

Team Box Score

No.	Player				Total		3-Point		F-Throw		Rebounds													
		GP-GS	MIN	AVG	FG-FGA	FG%	3FG-3FGA	3FG%	FT-FTA	FT%	OFF	DEF	TOT	AVG	PF	DQ	A	TO	BLK	STL	PTS	AVG		
22	ROBERTS, Tajianna	3-3	78:28	26.2	18-35	.514	8-18	.444	1-4	.250	2	6	8	2.7	2	0	5	1	1	2	45	15.0		
44	COCHRAN, Olivia	3-3	68:40	22.9	13-21	.619	2-4	.500	9-12	.750	3	14	17	5.7	6	1	3	4	1	4	37	12.3		
2	HARRIS, Nyla	3-3	60:36	20.2	13-24	.542	0-0	.000	5-8	.625	6	3	9	3.0	2	0	4	4	0	5	31	10.3		
12	WILLIAMS, Ja'Leah	3-3	65:30	21.8	8-14	.571	0-1	.000	8-11	.727	6	10	16	5.3	7	0	14	9	1	8	24	8.0		
13	RUSSELL, Merissah	3-0	45:48	15.3	5-12	.417	3-10	.300	4-4	1.000	4	5	9	3.0	2	0	4	0	1	5	17	5.7		
1	BERRY, Imari	3-0	57:43	19.2	6-19	.316	2-8	.250	2-2	1.000	6	14	20	6.7	7	0	5	5	3	2	16	5.3		
0	ARENAS, Izela	3-0	50:00	16.7	6-23	.261	2-10	.200	1-2	.500	3	4	7	2.3	2	0	6	7	0	1	15	5.0		
4	RANDOLPH, Mackenly	3-3	47:58	16.0	4-14	.286	1-7	.143	2-4	.500	3	6	9	3.0	8	0	6	8	0	3	11	3.7		
11	ISTANBULLUOGLU, Elif	3-0	40:57	13.6	5-9	.556	0-2	.000	0-0	.000	4	8	12	4.0	4	0	0	2	0	1	10	3.3		
15	JUFFERMANS, Isla	3-0	41:16	13.8	4-12	.333	0-0	.000	1-2	.500	4	3	7	2.3	5	0	2	6	4	0	9	3.0		
9	HARDY, Anaya	2-0	08:19	4.2	2-4	.500	0-0	.000	0-2	.000	2	0	2	1.0	1	0	0	1	0	0	4	2.0		
10	IMAFIDON, Eseosa	2-0	06:58	3.5	0-0	.000	0-0	.000	1-4	.250	3	1	4	2.0	1	0	0	1	2	0	1	0.5		
21	BENDER, Reagan	3-0	27:47	9.3	0-6	.000	0-6	.000	0-0	.000	0	2	2	0.7	2	0	1	1	0	1	0	0.0		
Team											5	7	12					5						
Total		3	600		84-193	.435	18-66	.273	34-55	.618	51	83	134	44.7	49	1	50	54	13	32	220	73.3		
Opponents		3	600		67-186	.360	17-65	.262	30-44	.682	45	66	111	37.0	53	0	37	55	15	25	181	60.3		

Team Statistics			Team Results			
	LOU	OPP	Date	Opponent	Score	Att.
Scoring	220	181	11/04/2024	vs UCLA	L 59-66	3472
Points per game	73.3	60.3	11/08/2024	Southern Ind.	W 75-51	7666
Scoring margin	+13.0	-	11/12/2024	at UT Martin	W 86-64	1453
Field goals-att	84-193	67-186				
Field goal pct	.435	.360				
3 point fg-att	18-66	17-65				
3-point FG pct	.273	.262				
3-pt FG made per game	6.0	5.7				
Free throws-att	34-55	30-44				
Free throw pct	.618	.682				
F-Throws made per game	11.3	10.0				
Rebounds	134	111				
Rebounds per game	44.7	37.0				
Rebounding margin	+7.7	-				
Assists	50	37				
Assists per game	16.7	12.3				
Turnovers	54	55				
Turnovers per game	18.0	18.3				
Turnover margin	+0.3	-				
Assist/turnover ratio	0.9	0.7				
Steals	32	25				
Steals per game	10.7	8.3				
Blocks	13	15				
Blocks per game	4.3	5.0				
Winning streak	2	-				
Home win streak	1	-				
Attendance	7666	1453				
Home games-Avg/Game	1-7666	1-1453				
Neutral site-Avg/Game	-	1-3472				