



KENTUCKY[®]

MEN'S BASKETBALL

24
25

8 NATIONAL CHAMPIONSHIPS | 49 SEC TITLES | 31 SEC TOURNAMENT CHAMPIONSHIPS | 57 ALL-AMERICANS | 143 NBA DRAFT PICKS

REGULAR-SEASON SCHEDULE

NOVEMBER

| | | | | | |
|----|-------|-----|----------------------------|-------|-----------|
| 4 | 23/23 | -/- | WRIGHT STATE | ESPNU | W, 103-62 |
| 9 | 23/23 | -/- | BUCKNELL | SECN+ | W, 100-72 |
| 12 | 19/18 | 6/6 | vs. Duke ¹ | ESPN | W, 77-72 |
| 19 | 9/11 | -/- | LIPSCOMB ² | SECN+ | W, 97-68 |
| 22 | 9/11 | -/- | JACKSON STATE ³ | SECN+ | 7 p.m. |
| 26 | -/- | -/- | WKU ² | ESPNU | 6:30 p.m. |
| 29 | -/- | -/- | GEORGIA STATE | SECN | 7 p.m. |

DECEMBER

| | | | | | |
|----|-----|-----|-----------------------------|-------|-----------|
| 3 | -/- | -/- | at Clemson ⁴ | ESPN | 9:30 p.m. |
| 7 | -/- | -/- | vs. Gonzaga ⁵ | ESPN2 | 10 p.m. |
| 11 | -/- | -/- | COLGATE | ESPN2 | 8 p.m. |
| 14 | -/- | -/- | LOUISVILLE | ESPN | 5:15 p.m. |
| 21 | -/- | -/- | vs. Ohio State ⁶ | CBS | 5:30 p.m. |
| 31 | -/- | -/- | BROWN | ESPNU | 2 p.m. |

JANUARY

| | | | | | |
|----|-----|-----|-----------------------|---------|-----------|
| 4 | -/- | -/- | FLORIDA* | ESPN | 11 a.m. |
| 7 | -/- | -/- | at Georgia* | SECN | 7 p.m. |
| 11 | -/- | -/- | at Mississippi State* | SECN | 8:30 p.m. |
| 14 | -/- | -/- | TEXAS A&M* | ESPN2/U | 7 p.m. |
| 18 | -/- | -/- | ALABAMA* | ESPN | Noon |
| 25 | -/- | -/- | at Vanderbilt* | ESPN/2 | 2:30 p.m. |
| 28 | -/- | -/- | at Tennessee* | ESPN | 7 p.m. |

FEBRUARY

| | | | | | |
|----|-----|-----|-----------------|--------|--------|
| 1 | -/- | -/- | ARKANSAS* | ESPN | 9 p.m. |
| 4 | -/- | -/- | at Ole Miss* | ESPN | 7 p.m. |
| 8 | -/- | -/- | SOUTH CAROLINA* | ESPN/2 | Noon |
| 11 | -/- | -/- | TENNESSEE* | ESPN | 7 p.m. |
| 15 | -/- | -/- | at Texas* | ESPN | 8 p.m. |
| 19 | -/- | -/- | VANDERBILT* | SECN | 7 p.m. |
| 22 | -/- | -/- | at Alabama* | ESPN | 6 p.m. |
| 26 | -/- | -/- | at Oklahoma* | SECN | 9 p.m. |

MARCH

| | | | | | |
|---|-----|-----|--------------|-----------|----------|
| 1 | -/- | -/- | AUBURN* | ABC/ESPN | 1/4 p.m. |
| 4 | -/- | -/- | LSU* | ESPN/2/U | 7/9 p.m. |
| 8 | -/- | -/- | at Missouri* | ESPN/SECN | Noon |

All times Eastern | *SEC conference game | HOME GAMES IN CAPS

¹ Champions Classic (State Farm Arena | Atlanta)

² BBN Invitational (Rupp Arena | Lexington, Ky.)

³ BBN Invitational and Unity Series (Rupp Arena | Lexington, Ky.)

⁴ SEC/ACC Challenge (Littlejohn Coliseum | Clemson, S.C.)

⁵ Battle in Seattle | (Climate Pledge Arena | Seattle)

⁶ CBS Sports Classic (Madison Square Garden | New York)

BROADCAST INFO

TELEVISION

Play-by play: Andrew Kappes
Analyst: Cameron Mills



UK RADIO

Play-by play: Darren Headrick
Analyst: Jack Givens



SATELLITE RADIO

UK Radio on Sirius: - 106 or 191



Jackson State (0-5) at #9/11 KENTUCKY (4-0)

Friday, Nov. 22 • 7 p.m. ET • Rupp Arena at Central Bank Center (20,500) • Lexington, Ky.

#GoBigBlue • #WeAreUK • @KentuckyMBB

THE MATCHUP



Series Breakdown

| |
|-------------------------|
| Overall - First meeting |
| In Lexington - N/A |
| Pope vs. Lipscomb - 0-0 |
| Williams vs. UK - 0-0 |
| Current UK streak - N/A |

Mark Pope

Overall Record: 191-108

Record at Kentucky: 4-0

Overall Seasons: 10th

at Kentucky: 1st

Mo Williams

Overall Record: 42-76

Record at JSU: 29-41

Overall Seasons: 5th

at Jackson State: 3rd

TALE OF THE TAPE

| UK | STATISTIC | OPP. |
|------|--------------------|------|
| 94.3 | Points Per Game | 62.2 |
| 46.0 | Rebounds PG | 32.6 |
| 20.0 | Assists PG | 9.6 |
| 6.0 | Blocks PG | 2.0 |
| 6.8 | Steals PG | 6.0 |
| 10.3 | Turnovers PG | 15.2 |
| .506 | FG Pct. | .358 |
| .418 | 3-Pt FG Pct. | .290 |
| .738 | FT Pct. | .718 |
| +2.0 | Assist-to-TO Ratio | +0.6 |

STAT LEADERS

POINTS PER GAME

| | | |
|----|--------------------|------|
| UK | Otega Owheh | 15.0 |
| JS | Jayme Mitchell Jr. | 13.8 |

REBOUNDS PER GAME

| | | |
|----|----------------|------|
| UK | Amari Williams | 11.5 |
| JS | Romelle Mansel | 6.4 |

ASSISTS PER GAME

| | | |
|----|-------------------|------|
| UK | Kerr Kriisa | 4.75 |
| JS | Marcus Watson Jr. | 2.2 |

STEALS PER GAME

| | | |
|----|-------------------|------|
| UK | Otega Owheh | 1.75 |
| JS | Marcus Watson Jr. | 1.4 |

BLOCKS PER GAME

| | | |
|----|-----------------|-----|
| UK | Amari Williams | 1.5 |
| JS | Dylan Canoville | 0.6 |

3-POINTERS

| | | |
|----|--------------------|----|
| UK | Koby Brea | 15 |
| JS | Jayme Mitchell Jr. | 12 |

FIELD-GOAL PERCENTAGE (min. 20 att.)

| | | |
|----|---------------|------|
| UK | Koby Brea | .789 |
| JS | Shannon Grant | .481 |

FREE-THROW PERCENTAGE (min. 10 att.)

| | | |
|----|--------------------|------|
| UK | Andrew Carr | .909 |
| JS | Jayme Mitchell Jr. | .813 |

BY THE NUMBERS

| | |
|------|---|
| .760 | Nation's all-time best winning percentage |
| 20.0 | Assists per game, first in the SEC |
| 78.9 | Koby Brea's 3FG%, best in the nation |
| 94.3 | Scoring offense, highest in the SEC |

Kentucky improved to 4-0 on the season with its win over Lipscomb earlier this week. It marks the best start for the Wildcats since UK started 7-0 during the 2016-17 season.

Friday's game will mark the fourth installment of the program's Unity Series. For the third consecutive season, the game will honor a pair of legends. Kenny Walker from Kentucky and Purvis Short from Jackson State are the series' two recipients and will be recognized at Friday's game.

The Wildcats have been dialed in from deep to start the season, averaging 11.5 made 3s per game and hitting at least 10 in all four contests thus far. It is the first Kentucky team in program history to make at least 10 3s in each of its first four games. The Cats are one of seven teams nationally to make double-digit 3s in every game this season. UK is shooting 41.8 percent from beyond the arc, tops in the SEC.

Balance has been UK's key to success thus far. There has been a different leading scorer in each of the team's first four games, while six players are averaging in double figures and nine are scoring at least 7.0 points per game. The Wildcats are sharing the ball well, averaging 20.0 assists per outing with an assist rate of 58.8 percent on made baskets. Eight different players are averaging at least 1.0 assists per game, led by Kerr Kriisa's 4.8 per contest.

Koby Brea, the nation's top 3-point shooter a year ago, has picked up right where he left off this season, shooting an astounding 78.9 percent from deep thus far, the top mark in the country. Brea has made 15 triples through four games, the most by a Kentucky player since Derrick Miller had 16 to start the 1989-90 season.

PREVIOUS GAME'S STARTERS




| | | Pos. | Ht. | Yr. | Hometown | PPG | RPG | APG | SPG | BPG | 3PG | FG% | 3FG% | FT% |
|----|-----------------|------|------|-----|-----------------------|------|------|-----|-----|-----|------|-------|-------|-------|
| 00 | Otega Owheh | G | 6-4 | Jr. | Newark, N.J. | 15.0 | 4.5 | 1.5 | 1.8 | 1.0 | 1.5 | 58.3% | 54.5% | 80.0% |
| 1 | Lamont Butler | G | 6-2 | Gr. | Moreno Valley, Calif. | 11.3 | 2.5 | 2.8 | 1.0 | 0.3 | 1.0 | 50.0% | 44.4% | 63.6% |
| 2 | Jaxson Robinson | G | 6-6 | Gr. | Ada, Okla. | 10.8 | 4.3 | 1.0 | 0.8 | 0.8 | 1.75 | 44.1% | 31.8% | 66.7% |
| 7 | Andrew Carr | F | 6-11 | Gr. | West Chester, Pa. | 10.3 | 4.0 | 1.8 | 0.0 | 0.5 | 0.75 | 58.3% | 50.0% | 90.9% |
| 22 | Amari Williams | C | 7-0 | Gr. | Nottingham, England | 11.0 | 11.5 | 2.3 | 0.3 | 1.5 | - | 54.8% | - | 52.6% |

OFF THE BENCH

| | | | | | | | | | | | | | | |
|----|------------------|---|------|-----|--------------------------|------|-----|-----|-----|-----|-----|-------|-------|--------|
| 4 | Koby Brea | G | 6-7 | Gr. | Washington Heights, N.Y. | 14.5 | 5.0 | 1.8 | 0.3 | 0.3 | 3.8 | 66.7% | 78.9% | 1.000% |
| 5 | Collin Chandler | G | 6-5 | Fr. | Farmington, Utah | 3.0 | 0.5 | 0.8 | 1.0 | 0.0 | 0.3 | 40.0% | 16.7% | 1.000% |
| 9 | Trent Noah | F | 6-5 | Fr. | Harlan, Ky. | 0.0 | 0.7 | 0.0 | 0.3 | 0.0 | 0.0 | 00.0% | 00.0% | - |
| 10 | Brandon Garrison | F | 6-10 | So. | Oklahoma City | 7.0 | 4.5 | 2.8 | 0.8 | 1.0 | 0.0 | 50.0% | 00.0% | 1.000% |
| 11 | Travis Perry | G | 6-1 | Fr. | Eddyville, Ky. | 0.7 | 0.7 | 0.3 | 0.3 | 0.0 | 0.0 | 20.0% | 00.0% | - |
| 15 | Ansley Almonor | F | 6-7 | Sr. | Spring Valley, N.Y. | 7.3 | 2.0 | 0.5 | 0.0 | 0.5 | 1.3 | 52.6% | 38.5% | 80.0% |
| 77 | Kerr Kriisa | G | 6-3 | Sr. | Tartu, Estonia | 3.8 | 2.0 | 4.8 | 0.5 | 0.3 | 1.3 | 26.3% | 29.4% | - |



TV/RADIO CHART



00 OTEGA OWEH

Junior Guard
6-4 | 215
Newark, N.J.
Oklahoma
(oh-TEG-uh OH-way)



1 LAMONT BUTLER

Graduate Student Guard
6-2 | 208
Moreno Valley, Calif.
San Diego State



2 JAXSON ROBINSON

Graduate Student Guard
6-6 | 192
Ada, Okla.
BYU



4 KOBY BREA

Graduate Student Guard
6-7 | 215
Washington Heights, N.Y.
Dayton
(BRAY-ah)



5 COLLIN CHANDLER

Freshman Guard
6-5 | 202
Farmington, Utah
Farmington HS



7 ANDREW CARR

Graduate Student Forward
6-11 | 235
West Chester, Pa.
Wake Forest



9 TRENT NOAH

Freshman Forward
6-5 | 220
Harlan, Ky.
Harlan County HS




10 BRANDON GARRISON

Sophomore Forward
6-10 | 250
Oklahoma City
Oklahoma State



11 TRAVIS PERRY

Freshman Guard
6-1 | 188
Eddyville, Ky.
Lyon County HS



13 GRANT DARBYSHIRE

Junior Guard
6-2 | 188
Cincinnati
Sycamore HS



15 ANSLEY ALMONOR

Senior Forward
6-7 | 244
Spring Valley, N.Y.
Fairleigh Dickinson
(ANS-lee ALL-mah-nor)



21 WALKER HORN

Junior Guard
6-3 | 185
Austin, Texas
Westlake HS



22 AMARI WILLIAMS

Graduate Student Center
7-0 | 262
Nottingham, England
Drexel



77 KERR KRIISA

Fifth Year Senior Guard
6-3 | 185
Tartu, Estonia
West Virginia
(KREE-suh)



MARK POPE

Head Coach
First Season



ALVIN BROOKS III

Associate Head Coach
First Season



MARK FOX

Associate Coach
First Season



CODY FUEGER

Assistant Coach
First Season
(FEE-gurr)



JASON HART

Assistant Coach
First Season



MIKHAIL MCLEAN

Assistant Coach
First Season
(MICK-hail MUH-clean)



NICK ROBINSON

Director of Operations
First Season



ROSTER

NUMERICAL

| No. | NAME | Pos. | Ht. | Wt. | Cl. | HOMETOWN (PREVIOUS SCHOOL) | INSTAGRAM X |
|-----|------------------|------|------|-----|-----|---|----------------------------------|
| 00 | Otega Oweh | G | 6-4 | 215 | Jr. | Newark, N.J. (Oklahoma) | otegaoweh otegaoweh |
| 1 | Lamont Butler | G | 6-2 | 208 | Gr. | Moreno Valley, Calif. (San Diego State) | lamont.butler1 lamont_butler1 |
| 2 | Jaxson Robinson | G | 6-6 | 192 | Gr. | Ada, Okla. (BYU) | j4xsonn robinsonjaxx |
| 4 | Koby Brea | G | 6-7 | 215 | Gr. | Washington Heights, N.Y. (Dayton) | kobybrea kobybrea |
| 5 | Collin Chandler | G | 6-5 | 202 | Fr. | Farmington, Utah (Farmington HS) | collinxchandler collinchand13r |
| 7 | Andrew Carr | F | 6-11 | 235 | Gr. | West Chester, Pa. (Wake Forest) | andrewpcarr apc_andrew |
| 9 | Trent Noah | F | 6-5 | 220 | Fr. | Harlan, Ky. (Harlan County HS) | trentnoah2 trentnoah2_ |
| 10 | Brandon Garrison | F | 6-10 | 250 | So. | Oklahoma City (Oklahoma State) | brando2wavvyvy brandonGarriso |
| 11 | Travis Perry | G | 6-1 | 188 | Fr. | Eddyville, Ky. (Lyon County HS) | tjp_11 travis_perry11 |
| 13 | Grant Darbyshire | G | 6-2 | 188 | Jr. | Cincinnati (Sycamore HS) | grant_d_13 grantdarbyshire |
| 15 | Ansley Almonor | F | 6-7 | 244 | Sr. | Spring Valley, N.Y. (Fairleigh Dickinson) | ansleyalmonor ansleyalmonor |
| 20 | Zach Tow | F | 6-5 | 215 | Jr. | Madisonville, Ky. (North Hopkins HS) | z_tow12 z_tow12 |
| 21 | Walker Horn | G | 6-3 | 185 | Jr. | Austin, Texas (Westlake HS) | walkerhorn_ walkerhorn_ |
| 22 | Amari Williams | C | 7-0 | 262 | Gr. | Nottingham, England (Drexel) | amariwillixms amxriwillixms |
| 77 | Kerr Kriisa | G | 6-3 | 185 | Sr. | Tartu, Estonia (West Virginia) | kkriisa kerrkriisa |

ALPHABETICAL

| No. | NAME | Pos. | Ht. | Wt. | Cl. | HOMETOWN (PREVIOUS SCHOOL) | PRONUNCIATIONS |
|-----|------------------|------|------|-----|-----|---|---------------------|
| 15 | Ansley Almonor | F | 6-7 | 244 | Sr. | Spring Valley, N.Y. (Fairleigh Dickinson) | ANS-lee ALL-mah-nor |
| 4 | Koby Brea | G | 6-7 | 215 | Gr. | Washington Heights, N.Y. (Dayton) | BRAY-uh |
| 1 | Lamont Butler | G | 6-2 | 208 | Gr. | Moreno Valley, Calif. (San Diego State) | |
| 7 | Andrew Carr | F | 6-11 | 235 | Gr. | West Chester, Pa. (Wake Forest) | |
| 5 | Collin Chandler | G | 6-5 | 202 | Fr. | Farmington, Utah (Farmington HS) | |
| 13 | Grant Darbyshire | G | 6-2 | 188 | Jr. | Cincinnati (Sycamore HS) | |
| 10 | Brandon Garrison | F | 6-10 | 250 | So. | Oklahoma City (Oklahoma State) | |
| 21 | Walker Horn | G | 6-3 | 185 | Jr. | Austin, Texas (Westlake HS) | |
| 77 | Kerr Kriisa | G | 6-3 | 185 | Sr. | Tartu, Estonia (West Virginia) | KREE-suh |
| 9 | Trent Noah | F | 6-5 | 220 | Fr. | Harlan, Ky. (Harlan County HS) | |
| 00 | Otega Oweh | G | 6-4 | 215 | Jr. | Newark, N.J. (Oklahoma) | oh-TEG-uh OH-way |
| 11 | Travis Perry | G | 6-1 | 188 | Fr. | Eddyville, Ky. (Lyon County HS) | |
| 2 | Jaxson Robinson | G | 6-6 | 192 | Gr. | Ada, Okla. (BYU) | |
| 20 | Zach Tow | F | 6-5 | 215 | Jr. | Madisonville, Ky. (North Hopkins HS) | rhymes with HOW |
| 22 | Amari Williams | C | 7-0 | 262 | Gr. | Nottingham, England (Drexel) | |



| | | |
|----------------------------------|--|---------------------|
| Head Coach: | Mark Pope (Kentucky, 1996) | |
| Associate Head Coach: | Alvin Brooks III (Idaho State, 2002) | |
| Associate Coach: | Mark Fox (Eastern New Mexico, 1991) | |
| Assistant Coaches: | Cody Fueger (Utah, 2006) | FEE-gurr |
| | Jason Hart (Syracuse, 2000) | |
| | Mikhail McLean (Houston, 2015) | MICK-hail MUH-clean |
| Director of Operations: | Nick Robinson (Stanford, 2005) | |
| Strength and Conditioning Coach: | Randy Towner (Utah, 2016) | |
| Head Athletic Trainer: | Brandon Wells (Wisconsin-Stevens Point, 2007) | |
| Graduate Assistants: | Brian Fitzpatrick, Austin Pope, Leander Ridgeway | |



POLLS, STATS, MEDIA INFO

| Weekly Media Schedule | | | | | | | all times ET unless indicated otherwise |
|--|---------|---------|---|---|---------|-------------------------|---|
| 22 Fri. | 23 Sat. | 24 Sun. | 25 Mon. | 26 Tue. | 27 Wed. | 28 Thu. | |
| vs. Jackson State Rupp Arena SEC Network+ 7 p.m. | | | UK players media availability TBD Historic Memorial Coliseum Media Room | vs. WKU Rupp Arena ESPN 6:30 p.m. | | Thanksgiving - No Media | |
| Mark Pope and UK players postgame media availability | | | | Mark Pope and UK Players postgame media availability | | | |

Communications & PR Staff

| | |
|--|---|
|  | Deb Moore Senior Associate Director Cell - 859.559.5781 Email - deb.moore@uky.edu |
|  | Greg Welsh Assistant Director Cell - 215.990.0199 Email - gregory.welsh@uky.edu |

Media Information

CREDENTIAL REQUESTS
Requests for single-game credentials are now open and the window to apply will close **three** days prior to game day online at sportssystem.com/Kentucky.

CREDENTIAL CRITERIA
The University of Kentucky's decision to issue credentials to a media outlet for the purposes of covering a UK basketball home or away event is determined by a variety of factors. They include the following:

- Priority is given to outlets based on circulation size/ household reach/unique site visitors
- Additional consideration is based on amount of original content generated, number of full-time employees of the outlet, length of existence of the outlet and the journalist experience of the reporter(s)
- Attendance at Kentucky media sessions, including Olympic sport opportunities and the intention/ability to cover all sports at Kentucky both at home and on the road, also is considered
- Professionalism, which includes is not limited to conduct at games, press conferences, practices, on social media, etc.

Being granted credentials at another institution/event does not equate to meeting the criteria for the University of Kentucky. Being granted credentials for one UK event does not guarantee approval for other UK events. The University of Kentucky has the right to deny or revoke credentials under its own discretion. Credentialing also is dependent on space availability.

INTERVIEW POLICIES-GENERAL
All interviews with University of Kentucky basketball players or staff members must be arranged through the Communications and Public Relations office. Media should never contact a player or coach directly.

The Wildcat Coal Lodge, dormitories, team locker rooms and other team quarters are private team areas. Media members are not permitted in these areas unless accompanied by appropriate university personnel.

PRACTICE/PRESS CONFERENCES
Other than announced exceptions, UK basketball practices are closed to the media.

Player interviews are conducted pregame weekly and will be available to all UK media. UK will accept requests for player interviews, but they must be submitted 24 hours prior to the scheduled availability.

Coach Mark Pope will meet with members of the media at least once a week in the Memorial Coliseum Media Room.

Game-day shoot-arounds are closed to the media.

TELEPHONE PLAYER INTERVIEWS
Telephone interviews are available to the media on a call-back basis. Individual player and coach telephone numbers will not be given to members of the media.

Players are instructed not to conduct interviews when contacted directly by telephone. The Communications and Public Relations office will arrange for telephone interviews at a time most convenient for the student-athlete.

Other special requests are handled on a case-by-case basis.

POSTGAME INTERVIEWS
Following each game, there is a cooling-off period, during which time the players shower and dress. Approximately 10 minutes after the game ends, Coach Pope conducts his postgame press conference while a player speaks to the UK Sports Network.

Following Coach Pope's press conference in the Rupp Arena interview room and the cooling-off period, selected UK players are available in the interview room.

The Polls

| Associated Press Top 25 Nov. 18 | USA Today Coaches Poll Nov. 18 |
|------------------------------------|-----------------------------------|
| 1. Kansas (49) | 1. Kansas (21) |
| 2. UConn (7) | 2. UConn (3) |
| 3. Gonzaga (2) | 3. Auburn (2) |
| 4. Auburn (3) | 4. Gonzaga (1) |
| 5. Iowa State | 5. Iowa State |
| 6. Purdue | 6. Purdue |
| 7. Houston | 7. Houston |
| 8. Alabama | Alabama |
| 9. Kentucky | 9. Tennessee |
| 10. North Carolina | 10. Duke |
| 11. Tennessee | 11. Kentucky |
| 12. Duke | 12. North Carolina |
| 13. Baylor | 13. Creighton |
| 14. Creighton | 14. Marquette |
| 15. Marquette | 15. Baylor |
| 16. Indiana | 16. Cincinnati |
| 17. Arizona | 17. Arizona |
| 18. Cincinnati | 18. Indiana |
| 19. Wisconsin | 19. Florida |
| 20. Arkansas | 20. Illinois |
| 21. Florida | 21. St. John's |
| 22. St. John's | 22. Texas Tech |
| 23. Texas A&M | 23. Texas A&M |
| 24. Rutgers | 24. Arkansas |
| 25. Illinois | 25. Wisconsin |

Receiving Votes: Texas Tech, Ole Miss, Xavier, BYU, UCF, Texas, VCU, Michigan State, Mississippi State, Ohio State, Miami, Pittsburgh, Oregon, Memphis, Penn State, Providence, Utah State, Kansas State, Clemson, Furman, Arizona State, Michigan, Hofstra, Maryland

Receiving Votes: Rutgers, Xavier, Ole Miss, BYU, Saint Mary's, Pittsburgh, Texas, Michigan State, Mississippi State, Oregon, Nevada, Ohio State, Dayton, Wake Forest, VCU, UCF

SEC Standings (as of Nov. 20)

| Team | SEC Record | Overall Record |
|-------------------|------------|----------------|
| Florida | 0-0 | 5-0 (1.000) |
| Georgia | 0-0 | 5-0 (1.000) |
| Auburn | 0-0 | 4-0 (1.000) |
| Kentucky | 0-0 | 4-0 (1.000) |
| LSU | 0-0 | 4-0 (1.000) |
| Ole Miss | 0-0 | 4-0 (1.000) |
| Mississippi State | 0-0 | 4-0 (1.000) |
| Tennessee | 0-0 | 4-0 (1.000) |
| Vanderbilt | 0-0 | 4-0 (1.000) |
| Oklahoma | 0-0 | 3-0 (1.000) |
| Alabama | 0-0 | 4-1 (.800) |
| Texas A&M | 0-0 | 4-1 (.800) |
| Arkansas | 0-0 | 3-1 (.750) |
| Missouri | 0-0 | 3-1 (.750) |
| Texas | 0-0 | 3-1 (.750) |
| South Carolina | 0-0 | 2-2 (.500) |

UK in the Rankings (as of Nov. 20)

| Team Rankings | | |
|-------------------------|-------|--------------|
| Category | Stat | SEC [NCAA] |
| Assist-to-TO Ratio | 1.95 | 5th [16th] |
| Assists Per Game | 20.0 | 1st [16th] |
| Bench Points Per Game | 36.0 | 4th [33rd] |
| Blocks Per Game | 6.0 | 5th [24th] |
| Effective FG Percentage | 0.591 | 4th [35th] |
| Fastbreak Points | 21.00 | 2nd [15th] |
| Field-Goal Percentage | .506 | 5th [46th] |
| FG Percentage Defense | .384 | 6th [69th] |
| Fouls Per Game | 14.8 | 3rd [54th] |
| Free-Throw Attempts | 20.0 | 13th [185th] |
| Free-Throw Percentage | .738 | 3rd [112th] |
| Free Throws Per Game | 14.8 | 12th [164th] |
| Rebound Margin | +11.3 | 4th [35th] |
| Rebs (Defensive) PG | 34.00 | 1st [5th] |
| Rebs (Offensive) PG | 12.00 | 8th [136th] |
| Rebounds Per Game | 46.00 | 1st [11th] |
| Scoring Defense | 68.5 | 13th [143rd] |
| Scoring Margin | +25.8 | 4th [23rd] |
| Scoring Offense | 94.3 | 1st [11th] |
| Steals Per Game | 6.8 | 10th [227th] |
| 3-Point Attempts/Game | 27.5 | 4th [69th] |
| 3-Point Percentage | .418 | 1st [22nd] |
| 3-Point Defense | .230 | 2nd [10th] |
| 3-Pointers Per Game | 11.5 | 1st [17th] |
| Turnover Margin | -0.5 | 12th [235th] |
| TO Forced Per Game | 9.75 | 15th [331st] |
| Turnovers Per Game | 10.3 | 6th [59th] |

Individual Rankings

| Category/Player | Stat | SEC [NCAA] |
|------------------------------|------|--------------|
| Asst-TO-Ratio/Kriisa | 4.75 | 4th [36th] |
| Assists Per Game/Kriisa | 4.8 | 3rd [98th] |
| Blocks Per Game/Williams | 1.5 | 13th [131st] |
| Blocks Per Game/Garrison | 1.0 | 18th [272nd] |
| Blocks Per Game/Robinson | 1.0 | 18th [272nd] |
| Double-Doubles/Williams | 2 | 1st [13th] |
| FG Percentage/Brea | .667 | 4th [36th] |
| FG Percentage/Oweh | .583 | 12th [116th] |
| Free-Throw Percentage/Carr | .909 | 5th [86th] |
| Free-Throw Percentage/Oweh | .800 | 17th [294th] |
| Points Per Game/Oweh | 15.0 | 16th [289th] |
| Def. Rebs. Per Game/Williams | 8.50 | 1st [11th] |
| Def Rebs. Per Game/Brea | 4.75 | 19th [291st] |
| Off. Rebs. Per Game/Williams | 3.0 | 7th [113th] |
| Rebounds Per Game/Williams | 11.5 | 2nd [6th] |
| Steals Per Game/Oweh | 1.75 | 22nd [261st] |
| 3-Point Percentage/Brea | .789 | 1st [1st] |
| 3-Point FG Per Game/Brea | 3.75 | 3rd [21st] |

Upcoming in the SEC

| Nov. 22-25 (all times ET) | | |
|----------------------------------|---------------|---------------------|
| Contest | Time | TV Network |
| Friday, Nov. 22 | | |
| Texas vs. Saint Joe's/Texas Tech | TBD | ESPN |
| Tennessee vs. Baylor/St. John's | TBD | CBSS Network |
| Vanderbilt vs. Seton Hall/VCU | TBD | TBD |
| LSU vs. Pittsburgh | 2:30 p.m. | CBSS Network |
| Southern Illinois at Florida | 7 p.m. | SEC Network |
| Jackson State at Kentucky | 7 p.m. | SEC Network+ |
| Pacific at Missouri | 7:30 p.m. | SEC Network+ |
| Mississippi State at SMU | 8:30 p.m. | ACC Network+ |
| Little Rock at Arkansas | 9 p.m. | SEC Network |
| Saturday, Nov. 23 | | |
| Georgia vs. Marquette | 11 a.m. | FloHoops |
| Sunday, Nov. 24 | | |
| LSU vs. UCF/Wisconsin | TBD | CBSSN |
| Vanderbilt vs. TBD | TBD | TBD |
| Georgia vs. St. John's | 11 a.m. | CBSSN |
| Arkansas Pine Bluff vs. Missouri | 5 p.m. | SECN+ |
| Monday, Nov. 25 | | |
| UMES vs. Arkansas | 8 p.m. | SECN+ |
| South Carolina at Xavier | 8:30 p.m. | FS1 |
| Auburn at Iowa State | 9 p.m. | ESPN |



NOTES

Honoring the Cats

- Andrew Carr
 - SEC Player of the Week (Nov. 18)
- Jaxson Robinson
 - Preseason All-SEC Third Team (media and coaches)
 - Naismith Player of the Year Watch List
 - Julius Erving Award Preseason Watch List
 - Wooden Award Watch List preseason
 - Lute Olson Early-Season Watch List
- Amari Williams
 - Kareem-Abdul-Jabbar Award Preseason Watch List

Cats Stay Hot and Down Lipscomb

On Tuesday, ninth-ranked Kentucky hit the court for the first time since topping then-No. 6 Duke in the Champions Classic a week ago. The Cats showed absolutely no sign of a letdown as they beat Lipscomb 97-68 inside Rupp Arena.

After scoring just one point in the win over Duke, Jaxson Robinson scored a season-high 20 points for the Cats on Tuesday, making 6 of 10 from the floor, including 3 of 6 from three-point range. Pope was impressed with Robinson against Duke and again on Tuesday night.

“I’m so impressed with Jaxson Robinson. It was really interesting because he had a terrific game against Duke,” Pope said. “He came up with massive defensive stops down the stretch that were game-determining stops. He wasn’t having a huge impact on the game on the scoreboard, but he refused to let that drain his defensive intensity and his energy toward his team.”

Lamont Butler had 16 points for UK, while Otega Oweh added 14. Koby Brea made all three of his attempts from long range on his way to 12 points.

- Some additional notes from the win:
- Kentucky has a 4-0 start for the first time since the 2016-17 team won its first seven
 - Making 12-of-25 on 3-point shots, this is the first team in UK history to make at least 10 3-pointers in each of its first four games
 - Kentucky is one of eight teams nationally to make double-digit 3s in every game this season
 - Koby Brea’s 15 3-pointers are the most by a Kentucky player through the first four games of a season since Derrick Miller hit 16 to start the 1989-90 season

Balanced Attack

The Wildcats are off to a 4-0 start in large part thanks to their veteran experience. But it has been the balance of attack, both offensively and defensively that has aided UK’s start.

- When Jaxson Robinson scored 20 points vs. Lipscomb, he became the fourth different leading scorer in the four games played
- Six players are averaging double-figure points through four games, and nine players are scoring 7.0 points per game or more
- UK has eight players who have generated four or more assists (1.0 per game) or more thus far, led by Kerr Kriisa’s 4.8 per game
- Six players have drained five or more 3s, with Koby Brea pacing the team with 15 made 3-pointers thus far
- Kentucky is outrebounding its foes by 11.25 per game. Nine players are averaging 2.0 boards per game or more
- The Cats have induced 27 steals and swatted 22 shots. Ten players have generated at least one steal, while nine have at least one blocked shot thus far
- Kentucky has held each of its four opponents below 40% from the field and three of four opponents to less than 20% from distance
- UK is averaging 36 bench points per game and is outscoring the opponent by 18.3 bench points per game

Andrew Carr Named SEC Player of the Week

After leading Kentucky with 17 points in a come-from-behind upset over No. 6 Duke, UK forward Andrew Carr was declared the Southeastern Conference Player of the Week on Nov. 18.

Carr set season highs in both points (17) and rebounds (6), while also adding three assists and a blocked shot as Kentucky erased a nine-point halftime deficit to upend the Blue Devils, 77-72.

The West Chester, Pa. native made a big impact down the stretch for the Wildcats, beginning with an “and one” with 3:57 to go which tied the game at 67 and pulled UK even for the first time since there was 8:23 on the clock in the first half. Carr then assisted on an Otega Oweh layup that gave the Cats a 69-67 lead, their first advantage since holding a 24-23 edge. After Duke reclaimed the lead 70-69, Carr converted another traditional 3-point play the old-fashioned way, hitting a layup plus a foul shot to put Kentucky in front 72-70.

Carr’s 17 points came on an efficient 5-of-8 performance from the field and included two made 3s on just three attempts. The transfer has scored in double-figures in all three games this sea-

son and is averaging 13.0 points per game while shooting 68.4 percent.

This week’s award is the first SEC weekly honor for Kentucky on the young season. Carr had previously been named the Atlantic Coast Conference Player of the Week while at Wake Forest in January of 2023.

Share the Rock

Through four games, Kentucky is averaging 20.0 assists per game and dishing out an assist with a rate of 58.8% on made baskets.

The Wildcats assists per game average ranks tops in the Southeastern Conference and 16th nationally as of Nov. 19.

Prior to an uncharacteristic 10-assist game vs. Lipscomb, UK had been averaging more than 60% on its assist rate for the season.

The previous seven teams with an assist rate of at least 62 percent combined for 212 wins and only 35 losses, winning 85.8 percent of their games.

- A list of seasons in which the Wildcats had an assist rate of at least 62 percent . . .
- 1995-96 - 65.4%
 - 1994-95 - 63.7%
 - 1992-93 - 63.5%
 - 1993-94 - 63.1%
 - 1996-97 - 62.7%
 - 1983-84 - 62.4%
 - 1991-92 - 62.2%

Know Your Opponent

- Friday’s meeting is the first ever matchup between the two programs
- Jackson State’s Shannon Grant was named an All-SWAC First Team preseason selection, while the Tigers were picked fourth
- UK is the second SEC foe the Tigers have faced on the young season. Jackson State fell 94-81 at Vanderbilt on Nov. 16
- The Tigers are coached by NBA Champion Mo Williams who is in his third year
- Jackson State has improved its win total in each of the first two seasons under Williams, while he coached the SWAC Player of the Year in Ken Evans and the SWAC Defensive Player of the Year in Jordan O’Neal and earned the sixth seed in the conference tournament a season ago
- Jayme Mitchell Jr. leads the Tigers in scoring at 13.8 points per game, while connecting on 40.7% of his field goals and 38.7% of his 3-pointers
- The Tigers have yet to play at home this season and will not until Jan. 11, 2025

Unity Series

Friday’s game will mark the fourth installment of the program’s Unity Series. For the third consecutive season the game will honor a pair of legends, two individuals who have a history as a trailblazer in diversity, equity and inclusion.

Kenny Walker from Kentucky and Purvis Short from Jackson State are the series’ two recipients for this year’s Unity Series Legends. The duo will be recognized at Friday’s game.

- Walker joined the Wildcats after winning Georgia Mr. Basketball in 1982 where he enjoyed a decorated collegiate career. Walker was a two-time All-American, two-time SEC Player of the Year and capped his time in the Blue and White as the program’s second all-time leading scorer with 2,080 career points. Walker was selected with the fifth overall pick by the New York Knicks and was the 1989 NBA Slam Dunk Champion. Following his playing days, he returned to Lexington and enjoyed a media career while also remaining active in the community, helping promote childhood literacy
- Short finished his career at Jackson State as the program’s all-time leading scorer with 2,434 career points, and was a two-time SWAC Player of the Year in 1977 and 1978. The Hattiesburg, Mississippi, native was selected fifth overall by the Golden State Warriors in 1978. He played for the Warriors, Rockets and Nets in his 12-year NBA career where he scored more than

Quick Facts

| GENERAL INFORMATION | |
|--------------------------|--|
| Location: | Lexington, Ky. |
| Enrollment: | 36,161 |
| Founded: | 1865 |
| Colors: | Blue and White |
| Nickname: | Wildcats |
| Conference: | Southeastern Conference |
| All-Time Record: | 2,402-758-1 (76.0%) |
| Arena: | Rupp Arena (20,500) |
| Rupp Arena Record: | 664-85 (88.7%) - 49th season |
| NCAA Championships: | 8 (1948, '49, '51, '58, '78, '96, '98, 2012) |
| NCAA Runners-Up: | 4 (1966, '75, '97, 2014) |
| NCAA Tournament Record: | 130-55 (70.3%) |
| Last NCAAT Appearance: | 2024, First Round |
| President: | Dr. Eli Capilouto (Alabama, 1971) |
| Athletics Director: | Mitch Barnhart (Ottawa, 1981) |
| MBB Administrators: | Marc Hill (Iowa Wesleyan, 1993), Ray Oliver (Kansas, 1985) |
| Head Coach: | Mark Pope (Kentucky, 1996) |
| Pope Overall Record: | 191-108 (63.9%) |
| Pope UK Record: | 4-0 (1.000%) |
| Athletics Phone Number: | 859.257.8000 |
| Starters Returning/Lost: | 0/5 |
| Players Returning/Lost: | 2/14 |



| 2024-25 Lead-Deficit Comparison | | | | | | | | |
|---------------------------------|--------------|-----------------|-------------|---------|------|--------|---------|-----------|
| Opponent | Biggest Lead | Biggest Deficit | Biggest Run | Changes | Ties | Led | Trailed | Result |
| WRIGHT STATE | 44 | - | 14-0 | 0 | 1 | 39:44 | 0:00 | W, 103-62 |
| BUCKNELL | 29 | 2 | 9-0 | 2 | 1 | 38:09 | 0:15 | W, 100-72 |
| vs. Duke | 6 | 10 | 7-0 | 9 | 7 | 7:10 | 27:40 | W, 77-72 |
| LIPSCOMB | 40 | - | 9-0 | 0 | 1 | 38:57 | 0:00 | W, 97-68 |
| JACKSON STATE | | | | | | | | |
| WKU | | | | | | | | |
| GEORGIA STATE | | | | | | | | |
| at Clemson | | | | | | | | |
| vs. Gonzaga | | | | | | | | |
| COLGATE | | | | | | | | |
| LOUISVILLE | | | | | | | | |
| vs. Ohio State | | | | | | | | |
| BROWN | | | | | | | | |
| FLORIDA* | | | | | | | | |
| at Georgia* | | | | | | | | |
| at Mississippi St.* | | | | | | | | |
| TEXAS A&M* | | | | | | | | |
| ALABAMA* | | | | | | | | |
| at Vanderbilt* | | | | | | | | |
| at Tennessee* | | | | | | | | |
| ARKANSAS* | | | | | | | | |
| at Ole Miss* | | | | | | | | |
| SOUTH CAROLINA* | | | | | | | | |
| TENNESSEE* | | | | | | | | |
| at Texas* | | | | | | | | |
| VANDERBILT* | | | | | | | | |
| at Alabama* | | | | | | | | |
| at Oklahoma* | | | | | | | | |
| AUBURN | | | | | | | | |
| LSU | | | | | | | | |
| at Missouri* | | | | | | | | |
| BIGGEST/MOST | 44 | 10 | 14-0 | 9 | 7 | 39:44 | 27:40 | |
| TOTALS | | | | | | 124:00 | 27:55 | |

14,500 career points and snared more 3,500 rebounds. He poured in a career-high 59 points on Nov. 17, 1984 against the Nets. He was enshrined into the SWAC Hall of Fame in 1998 and the Mississippi Sports Hall of Fame in 2000; he is a member of the JSU Basketball Hall of Fame and was named to the JSU All Legends Basketball Team. Sports Illustrated named Short to the list of 50 Great Sports figures from Mississippi over the past century. Upon retiring from the NBA, he joined the National Basketball Players Association’s Player Programs Department, where he dedicated the last 31 years to working for the rights of NBA Players and helping them address a multitude of issues both on and off the court. Short was named Senior Vice-President of Player Programs in May of 2024 after serving as Chief of Player Programs from January 2017 to May 2024, after serving 19 years as Director of Player Programs for the NBPA.

Early Signing Period Splash

The November signing period has been fruitful for Kentucky as the Wildcats added three prospects from the class of 2025 who are all part of the Naismith High School Preseason Player of the Year watch list.

- **Jasper Johnson (Lexington, Ky.):** Consensus top 20 recruit. | Began career at Woodford County HS before transferring to Link Academy and now Overtime Elite | Combo guard. | Played for Team Thad on the EYBL AAU circuit | Won a gold medal with USA Basketball at the FIBA U18 AmeriCup this past June | Father, Dennis, played football at UK and in the NFL | Uncle, Derrick, played football at Kentucky | Grandfather, Alvis, worked eight years in athletics administration at UK.
- **Acaden Lewis (Washington D.C.):** Four-star point guard from Sidwell Friends School | 2023-24 Gatorade District of Columbia Boys Basketball Player of the Year | Two-time DCSAA Class AA tournament champion with high school team | Played for Team Durant on the Nike grassroots circuit | Participated in the NBPA Top 100 camp
- **Malachi Moreno (Georgetown, Ky.):** One of the top centers in the class and a four-star prospect | Attends Great Crossing High School, helping Warhawks reach the semifinals of the KHSAA Sweet 16 last season | Played for Indiana Elite on the AAU circuit, the same program that was home to current UK freshman, Travis Perry | Participated in Adidas Eurocamp, the NBPA Top 100 camp and the Under Armour Elite 24 Showcase | Brother, Micheal, played at EKU where he became the first player in school history to score at least 1,500 points and grab 900 rebounds

The Century "Mark"

Kentucky opened the season by scoring 100 or more points in consecutive games. It marked the first time in 46 years, since the 1978-79 season, that UK hit the century mark in each of the first two outings.

During his two-year active playing career at Kentucky, Pope was a part of 13 100-point outings for the Wildcats. The 1994-95 squad hit the mark four times, while the 1995-96 National Champions had nine such games.

From Robin Hood Country to the Big Blue Nation

Kentucky center Amari Williams, who hails from Nottingham, England, was named to the Naismith Memorial Basketball Hall of Fame’s preseason watch list for the 2025 Kareem Abdul-Jabbar. Named after the Naismith Hall of Famer and NBA all-time scoring leader, the award is in its 11th year.

Four games into the season, Williams is averaging 11.0 points and 11.5 rebounds per game. He has led the Cats in rebounding in all four games and has snared 10 or more in three of four outings. Williams ranks sixth in the nation in rebounds per game as of Nov. 19.

Williams charted a pair of double-doubles to open his 2024-25 campaign. He had 12 points and 13 rebounds alongside three assists vs. Wright State, and then followed with 13 points and 14 rebounds vs. Bucknell. He is just the seventh player in program history with double-doubles in each of their first two games as Wildcats.

- Williams' double-double in his debut was . . .
- The first for a player in his UK debut since Oscar Tshiebwe and

NOTES

Sahvir Wheeler both accomplished the feat against Duke in 2021

- The 18th in program history by a player making his Kentucky debut in a season opener (stats date back to 1951)

Champions Classic Statement

Kentucky got its first marquee win of the Mark Pope era, upending No. 6 Duke, 77-72, in the Champions Classic in Atlanta.

Trailing 46-37 at the half, Kentucky outscored the Blue Devils, 40-26 in the final 20 minutes to earn its first victory against an AP Top 25 ranked opponent under Pope.

Andrew Carr was the leading scorer for the Wildcats with 17 points, while Otega Owesh had 15 and Amari Williams had 10. Those three players have scored in double figures in all three games this season.

The Wildcats led for just 7:10 in the contest. After leading 24-23 with 8:47 to go in the first half. UK would not lead again until holding a 69-67 edge with 2:40 left in the game. A steal and two free throws from Owesh with 10 seconds to go put UK ahead for good as a Blue Devils' turnover, paired with a made free throw by Lamont Butler and an offensive rebound by Owesh, closed the deal for the Cats.

Some additional notes from the win:

- Kentucky earned its first win in the Champions Classic since 2019, snapping a four-game skid in the event and improving to 6-8 in the showcase all time
- The victory was the first for Kentucky when trailing by at least nine points at the half since March 7, 2020 vs. Florida when the Cats rallied from 10 down at the break to win by one. UK was 0-12 dating back to that game when down by nine or more points at the intermission
- Kentucky is now 3-0 to start the season for the first time since 2016-17
- For Mark Pope, No. 6 Duke marked the second-highest ranked opponent he has beaten during his coaching career. Pope's BYU squad defeated No. 2 Gonzaga on Feb. 22, 2020

No Time to Waste

With a win over No. 6 Duke in just his third game at the helm at Kentucky, Mark Pope became the fastest coach in program history to register a victory over an Associated Press top-10 opponent.

Number of games coached prior to first win against AP top 10 opponent

- Mark Pope (2)*
- Tubby Smith (5)

- John Calipari (7)*
- Joe B. Hall (15)*
- Billy Gillespie (16)
- Rick Pitino (22)
- Adolph Rupp (29)
- Eddie Sutton (44)

**Won in first opportunity coaching against AP top 10 team*

A Flying Start to the Pope Era

Kentucky won big in its first regular-season contest under head coach Mark Pope, taking down Wright State, 103-62, to begin the 2024-25 campaign.

Six Wildcats scored in double figures in the contest, led by 21 points from Otega Owesh and 18 from Koby Brea. Kentucky saw six players finish with at least three assists in the victory, while three had five assists.

UK shot 60 percent from the field and assisted on 30 of 39 made field goals, a 76.9 percent assist rate.

Some nuggets from the Pope opener

- The 41-point margin of victory in Pope's debut is the same as his jersey #41 from his playing days at UK
- 103 points are the most for a Kentucky coach in his debut game. The previous high was 88 points vs. Morehead State in Tubby Smith's first game in 1997
- 103 points are the most in a season opener for the Wildcats since Nov. 11, 2011 when Kentucky scored 108 vs. Marist
- The Cats are 8-0 in a head coach's debut dating back to Adolph Rupp's first game in 1930
- It was the seventh season-opening win in a row for Mark Pope dating back to his final season at Utah Valley
- Kentucky improves to 101-21 in season openers all-time and 106-16 in home openers

UK Ranked to Begin the Season

Led by first-year head coach Mark Pope, Kentucky began the season ranked at No. 23 in both the Associated Press Top 25 and the USA Today Coaches Poll.

- This is the 57th time in program history that the Wildcats were among the top-rated teams to open the season in 64 preseason AP polls
- It marked the 59th time in 75 seasons that UK was ranked in the preseason coaches poll
- Kentucky leads all programs with 972 appearances in the weekly AP poll, which is in its 76th season

| UK's Record vs. AP Ranked Opponents and as an AP Ranked Opponent All-Time | | | | | | | | | | | | | | | | | | | | | | | | | | | | | |
|---|---------------|-------|-------|-------|-------|-------|-------|-------|-------|------|-----|------|------|-------|-----|------|------|-------|------|------|------|------|-----|-----|-----|-------|--------|----------|--|
| Kentucky (RK) | Opponent Rank | | | | | | | | | | | | | | | | | | | | | | | | | RV | NR | TOTAL | |
| | 1 | 2 | 3 | 4 | 5 | 6 | 7 | 8 | 9 | 10 | 11 | 12 | 13 | 14 | 15 | 16 | 17 | 18 | 19 | 20 | 21 | 22 | 23 | 24 | 25 | | | | |
| 1 | - | 3-1 | 0-2 | 6-1 | 4-1 | 2-2 | 2-0 | 3-0 | 6-1 | 0-1 | 1-2 | 0-1 | 2-0 | 2-0 | - | 3-1 | 1-0 | 3-0 | 2-0 | 1-0 | 4-1 | 1-0 | - | - | 0-1 | 6-2 | 168-18 | 220-53 | |
| 2 | 3-2 | - | 4-2 | 0-2 | 3-2 | 2-1 | 3-2 | 2-2 | 4-1 | 1-0 | 2-1 | 4-0 | 2-0 | 0-1 | 2-0 | 3-0 | 1-0 | 1-0 | 2-1 | 2-1 | 1-0 | 1-0 | - | - | - | 4-0 | 163-11 | 210-29 | |
| 3 | 0-1 | 1-3 | - | 4-0 | 2-2 | 1-3 | 2-1 | - | 3-1 | - | 0-1 | 1-0 | - | 2-0 | - | 1-0 | - | 2-0 | 0-1 | 3-2 | - | - | - | - | - | 1-0 | 131-20 | 154-35 | |
| 4 | - | 0-2 | 0-1 | - | - | 0-1 | 1-2 | 0-3 | - | 1-0 | - | - | 1-0 | 2-2 | - | 0-1 | - | - | - | - | - | 1-0 | 0-1 | 1-0 | 3-0 | 2-0 | 75-18 | 87-31 | |
| 5 | 3-0 | 2-0 | 2-0 | 2-0 | 1-0 | 0-1 | 1-0 | 0-1 | 0-2 | 3-0 | 2-1 | 1-0 | 3-0 | - | 0-1 | 2-0 | - | - | 1-1 | 1-0 | 1-0 | - | - | 1-0 | - | 2-0 | 88-9 | 116-16 | |
| 6 | 1-1 | 1-0 | 1-0 | - | 1-1 | - | 1-0 | 2-0 | - | 1-2 | - | - | 1-0 | 1-0 | - | 1-0 | 1-0 | 0-1 | 1-0 | 1-0 | - | 1-0 | - | 1-0 | - | 2-0 | 64-12 | 82-17 | |
| 7 | 0-1 | - | - | 1-2 | 2-0 | 3-0 | - | - | - | - | 2-0 | - | 0-1 | 1-2 | 2-1 | 1-0 | - | 3-1 | 2-0 | 1-0 | 0-1 | - | 2-0 | - | - | - | 44-17 | 64-26 | |
| 8 | 0-1 | 0-3 | - | 0-1 | 1-0 | - | 1-2 | - | 1-2 | 1-0 | - | 2-0 | 2-2 | 1-1 | 2-0 | - | 1-0 | - | - | - | 1-0 | 2-0 | - | 1-1 | 1-0 | 3-3 | 65-10 | 85-26 | |
| 9 | - | 1-0 | - | 0-2 | 1-0 | - | 1-2 | 1-0 | - | - | - | - | 2-0 | - | - | 1-0 | 1-0 | 1-0 | 1-0 | - | 1-0 | - | 1-0 | 1-0 | 1-0 | - | 68-13 | 82-17 | |
| 10 | 1-0 | - | 0-1 | - | 2-2 | - | 1-0 | 0-1 | 0-1 | - | - | - | 0-1 | 1-1 | - | - | 1-0 | - | 0-1 | - | 0-1 | - | - | - | - | 3-4 | 53-7 | 62-20 | |
| 11 | 1-0 | - | - | - | 1-0 | - | 1-0 | 2-1 | 0-1 | - | - | 0-1 | 1-2 | - | - | - | 0-1 | 1-1 | - | - | - | 2-0 | - | 1-0 | 0-1 | - | 36-6 | 46-14 | |
| 12 | - | 0-2 | - | - | 2-0 | - | - | 1-0 | - | 2-0 | - | - | - | 1-0 | - | 1-0 | 1-1 | - | - | - | 0-1 | - | - | 0-1 | - | 2-0 | 27-6 | 37-11 | |
| 13 | - | 1-0 | 1-1 | - | - | - | - | - | - | 0-1 | - | - | - | - | 1-0 | 0-1 | 1-1 | - | - | - | - | - | 0-1 | 1-0 | - | 1-0 | 23-6 | 29-11 | |
| 14 | 0-1 | - | 0-1 | 1-0 | - | 1-0 | - | - | 2-0 | - | - | - | - | - | - | 1-0 | - | - | - | - | - | 1-0 | - | - | - | 1-1 | 16-3 | 23-6 | |
| 15 | - | - | 0-1 | 1-0 | - | 0-1 | - | - | 1-0 | - | - | 1-0 | - | 1-0 | - | - | - | 1-1 | - | 1-0 | - | - | - | - | - | 1-0 | 20-2 | 27-5 | |
| 16 | - | - | - | 0-1 | - | 0-1 | - | - | - | 1-0 | - | - | - | 1-0 | - | - | 1-0 | - | - | - | 0-1 | - | - | - | - | 3-0 | 22-2 | 28-5 | |
| 17 | 0-1 | - | - | - | - | 0-1 | - | - | - | - | - | - | 1-0 | - | - | - | - | - | 1-0 | - | 1-0 | - | 1-1 | - | 0-1 | 11-5 | 15-9 | | |
| 18 | - | 1-0 | - | - | - | 1-1 | 1-1 | - | - | 0-1 | - | 1-0 | - | - | - | - | - | - | - | 1-0 | - | 1-0 | 0-1 | - | - | 3-2 | 21-1 | 30-7 | |
| 19 | - | - | 1-0 | 1-0 | - | 1-0 | - | - | 1-0 | - | - | - | - | - | - | 1-1 | - | - | - | - | - | - | - | - | - | 1-1 | 15-0 | 21-2 | |
| 20 | 0-1 | - | - | 0-2 | 1-1 | - | 0-1 | - | - | - | - | 0-1 | - | - | - | - | - | 1-0 | - | - | 1-0 | - | - | - | 0-1 | - | 15-5 | 18-12 | |
| 21 | - | - | - | - | - | - | - | - | - | - | - | - | - | - | - | - | - | - | - | - | - | - | - | - | - | 2-0 | 2-1 | 4-1 | |
| 22 | - | - | - | - | - | - | - | 1-0 | - | - | - | - | 2-0 | - | 1-0 | - | - | - | - | - | - | - | - | - | - | 2-0 | 10-2 | 16-2 | |
| 23 | - | - | - | - | - | - | - | - | - | - | - | - | - | - | - | - | - | - | - | - | 0-1 | - | - | - | - | 1-2 | 6-1 | 7-4 | |
| 24 | - | - | - | - | - | - | - | - | - | - | - | - | - | - | 0-1 | - | - | - | - | - | - | - | - | - | - | - | 0-3 | 0-4 | |
| 25 | 0-1 | - | - | - | - | - | 0-1 | - | - | 0-1 | - | - | - | - | - | - | - | - | - | - | - | - | - | - | - | - | 5-5 | | |
| RV | 0-1 | 1-0 | - | - | 1-0 | - | 2-1 | - | 0-1 | 0-1 | - | 1-0 | 1-0 | - | 0-1 | - | - | 0-1 | - | - | - | - | - | - | - | - | - | 6-6 | |
| NR | 0-5 | 0-3 | 3-2 | 2-2 | 3-1 | 1-3 | 2-3 | 2-7 | 5-4 | 1-2 | 1-2 | 2-0 | 1-0 | 0-4 | 0-1 | 2-1 | 3-3 | 3-7 | 4-2 | 2-2 | 0-2 | 0-1 | - | 1-2 | 3-1 | - | - | 41-60 | |
| TOTAL | 9-16 | 11-14 | 12-11 | 16-11 | 25-10 | 12-15 | 19-16 | 14-15 | 23-14 | 11-9 | 8-7 | 13-3 | 19-6 | 13-11 | 8-5 | 17-5 | 12-6 | 16-12 | 14-6 | 13-5 | 10-8 | 10-1 | 4-4 | 8-4 | 8-4 | 40-16 | Total | 1515-434 | |



NOTES

- Ten Kentucky opponents entered the 2024-25 season ranked in both the AP Top 25 and coaches poll for 12 total matchups with pre-season ranked foes
- A nation-leading nine Southeastern Conference squads began the season ranked

Associated Press Poll All-Time Leader

Not only is Kentucky the nation's all-time wins leader and the team with the best all-time winning percentage, it has been ranked in the Associated Press more than any other program.

Kentucky has been ranked in the AP poll during 972 weeks in the poll's 76-year history. North Carolina (959), Duke (895), Kansas (862) and UCLA (738) round out the top five.

The Wildcats were ranked No. 1 for the first time in the second month of the poll in Feb. 1949. UK has played a total of 252 games as the nation's top-ranked team.

The Nov. 18, 2024 jump from No. 19 to No. 9 was the largest single-week rise for Kentucky in program history (10 spots). The previous record was a nine-spot jump accomplished in February of 2001.

S-E-C! S-E-C! S-E-C!

- Kentucky is the Southeastern Conference's gold standard. Since the SEC's inception in 1932-33, the Wildcats are the most dominant team in the league, recording a 1,059-308 mark (77.5%) in regular-season conference play. Only Alabama has won more than 800 regular-season SEC games and no other team owns a better winning percentage.
- UK has averaged 11.8 wins and only 3.4 losses per season in 91 seasons in the SEC
 - Kentucky has won 49 SEC regular-season titles and 31 SEC Tournament championships
 - UK won its 1,000th game in SEC regular-season action vs. Alabama on Jan. 11, 2020. Kansas has won 1,000 conference games when combining its records in the Big 6, Big 7, Big 8 and Big 12, but no other team in the country had won 1,000 or more regular-season league games in one conference alone
 - Eight teams made the 2024 NCAA Tournament field, tied for the most among any conference
 - The SEC has had 51 NCAA Tournament selections over the last seven tournaments
 - The league has advanced at least one team to the Elite Eight in 11 of the last 14 tournaments
 - The Nov. 18, 2024 Associated Press Top 25, has a nation-leading seven SEC teams ranked, with three additional teams receiving votes

Here's to You, Mr. Robinson

- Kentucky guard Jaxson Robinson was named to several preseason watch lists and teams.
- Robinson was a selection on the All-Southeastern Conference Third Team by both the league's coaches and media, he was also among 20 early season candidates for the Julius Erving award honoring the nation's best small forward, and he was also among the Naismith Trophy's preseason list for the national player of the year honor as well as the preseason Wooden Award watch list
- The grad transfer from Brigham Young University came to Kentucky as the 2023-24 Big 12 Sixth Man of the Year after leading Mark Pope's Cougars in scoring at 14.2 points per game
 - Robinson was the first bench player in BYU program history to pace the team in scoring and did so while shooting 42.6% from the field and 35.4% from beyond the 3-point arc, all career-bests
 - Robinson reached double-digit scoring in 25 of 33 games played last season, connecting on 81 3-pointers and burying at least one triple in each of the team's final 21 games

The Mark Pope Era Begins

- When his alma mater came calling, Mark Pope knew there was no place like home.
- Pope, a captain of the University of Kentucky's 1996 National Championship team, returned to Lexington as the 23rd head coach of Kentucky's storied men's basketball program on April 12.
- A nine-year coaching veteran with stops at Utah Valley and BYU
 - Owns a career record of 191-108
 - The Wildcats connected on 10 or more 3s in each of the first four games of the season for the first time in program history
 - Came back from a nine-point halftime deficit to down No. 6 Duke in the Champions Classic in just his third game as UK's head coach
 - Coached UK to a season-opening win by a 103-62 win, a 41-point margin. The 103 points were the most for a Kentucky coach in a debut game. The previous high was 88 points vs. Morehead State in Tubby Smith's first game in 1997
 - His squads have won 20 or more games in six of the last seven seasons
 - He's advanced teams to six postseason appearances. Another squad, his 2020 BYU team, would have been in the NCAA Tournament had the COVID pandemic not canceled postseason play
 - Pope was 110-52 (67.9%) at BYU where three of his five teams ranked among the top 20 of the Ken Pomeroy efficiency rankings
 - Pope is coming off a 23-11 season in 2023-24. It was BYU's first season in the Big 12 Conference and the Cougars' 10-8 league record featured victories over No. 7 Kansas, No. 11 Baylor and No. 24 Iowa State
 - The Cougars ranked third in the country with 11.1 made 3-pointers per game in 2023-24, and also ranked in the top 10 in assists per game (3rd) and assist-to-turnover ratio (6th)
 - BYU led the Big 12 in scoring at 81.4 points per game
 - BYU was ranked as high as No. 12 in the AP Poll after going 12-1 in nonconference action
 - Pope began his collegiate playing career at the University of Washington, where he was tabbed the 1992 Pac-10 Freshman of the Year
 - Transferred to Kentucky after his sophomore season, where he appeared in every game of his two-year career with the Wildcats
 - UK won the 1995 and '96 regular-season Southeastern Conference championships, the '95 SEC Tournament title and the 1996 NCAA Tournament
 - Pope averaged 7.9 points and 5.7 rebounds per game in 69 career games
 - He was named to the All-SEC Tournament Team in 1995, behind a pair of double-doubles in three games, including one in the title game that went to overtime.
 - Pope was selected in the second round of the 1996 NBA Draft by the Indiana Pacers
 - He played professional basketball from 1997-2005, including stints with Indiana, Milwaukee Bucks, New York Knicks and Denver Nuggets
 - In 2000-01, he started 45 games and helped the Bucks reach the Eastern Conference Finals

From Lex. to the League. and Back Again

Mark Pope brings a unique background and experience to Kentucky as the 23rd head coach of the men's basketball program.

| Points Per Possession | | |
|--|----------|----------|
| Game | Off. PPP | Def. PPP |
| WRIGHT STATE | 1.39 | 0.84 |
| BUCKNELL | 1.27 | 0.91 |
| vs. Duke | 1.04 | 0.97 |
| LIPSCOMB | 1.37 | 0.96 |
| JACKSON STATE | | |
| WKU | | |
| GEORGIA STATE | | |
| at Clemson | | |
| vs. Gonzaga | | |
| COLGATE | | |
| LOUISVILLE | | |
| vs. Ohio State | | |
| BROWN | | |
| FLORIDA | | |
| at Georgia | | |
| at Mississippi State | | |
| TEXAS A&M | | |
| ALABAMA | | |
| at Vanderbilt | | |
| at Tennessee | | |
| ARKANSAS | | |
| at Ole Miss | | |
| SOUTH CAROLINA | | |
| TENNESSEE | | |
| at Texas | | |
| VANDERBILT | | |
| at Alabama | | |
| at Oklahoma | | |
| AUBURN | | |
| LSU | | |
| at Missouri | | |
| Overall | | |
| UK offensive high - 1.39 (WRIGHT STATE) | | |
| UK offensive SEC high - | | |
| UK offensive postseason high - | | |
| UK offensive low - 1.04 (vs. Duke) | | |
| UK offensive SEC low - | | |
| UK offensive postseason low - | | |
| Opp. offensive high - 0.97 (vs. Duke) | | |
| Opp. SEC high - | | |
| Opp. postseason high - | | |
| Opp. offensive low - 0.84 (WRIGHT STATE) | | |
| Opp. SEC low - | | |
| Opp. postseason low - | | |
| All-Time Winningest | | |
| SCHOOL | | WINS |
| 1. Kentucky | | 2,402 |
| 2. Kansas | | 2,398 |
| 3. North Carolina | | 2,374 |
| 4. Duke | | 2,303 |
| 5. UCLA | | 2,005 |
| 6. Temple | | 1,996 |
| Syracuse | | 1,996 |
| 8. Notre Dame | | 1,969 |
| 9. St. John's | | 1,946 |
| 10. Arizona | | 1,941 |
| *through games played on Nov. 19, 2024 | | |



NOTES

- Mark Pope is one of 49 head coaches at the NCAA Division I level that is the head coach at his alma mater
- Mark Pope is one of 19 head coaches at the NCAA Division I level that played in the NBA
- Mark Pope is one of just five head coaches at the NCAA Division I level who played at their alma mater, played in the NBA, and now coach at their alma mater (Hubert Davis - UNC, Penny Hardaway - Memphis, Mike Woodson - Indiana, Speedy Claxton - Hofstra)

Old But New

Mark Pope's inaugural roster features a bevy of experience led by six players in their fifth year of collegiate basketball. The roster also has a senior, a junior and sophomore, and three freshmen.

The roster is one of the most experienced in the country, but not a single player enters the season having appeared in a game for Kentucky.

Entering the 2024-25 campaign, UK's veteran lineup had played in 845 career games, played 20,741 minutes, made 586 starts, scored 7,900 points and sunk 1,033 3-pointers at a 37.0% rate.

That was more than any team in the history of Kentucky basketball entering a season (minutes statistics available through the 1964-65 season).

Kentucky's other most-veteran squads were the 2021-22 squad which played 13,385 total minutes and scored 5,203 career points. Pope's 1996 team -- hailed as one of the greatest college basketball teams of all time -- had career point totals of 5,232. The 2002-03 squad had 559 games to its roster.

Conversely, Kentucky is returning 0.0% of its scoring, rebounding, assists, steals or blocks production from a season ago. It is the first time in the history of the program there has not been a single returning contributor. The fewest returning points scored from one season to another in program history occurred in the midst of World War II where the 1943-44 roster had a squad with team members who had combined to score just 19 points the season before.

- In a preseason survey of other men's basketball programs, Kentucky's six fifth-year players are tied for the third-most in college basketball among the power conferences. Only Oklahoma State (8) and Louisville (7) have more
- In a different survey of men's basketball programs throughout the country, Kentucky's 12 newcomers are tied for the fifth-most among power conferences trailing only Cal (16), Louisville (16), Oklahoma State (13) and Vanderbilt (13)
- The Wildcats join only Louisville as a major-conference team that is not returning any production from last year's roster

Four is Good, Seven is Better

Entering the 2024-25 campaign, the Wildcats have four players (Ansley Almonor, Lamont Butler, Andrew Carr and Amari Williams) who have all eclipsed the 1,000-point plateau for their collegiate careers.

Three more players are nearing the milestone:

| | Total Points | Points Needed until 1k |
|-----------------|--------------|------------------------|
| Kerr Kriisa | 980 | 20 |
| Koby Brea | 947 | 53 |
| Jaxson Robinson | 878 | 122 |

The Long Ball

A staple Mark Pope team is known for shooting the long ball. Pope has discussed throughout the offseason the desire to average 35 3-point attempts per game for the 2024-25 season. Entering the season, Pope's veterans had combined to make 1,033 3-pointers at a 37.0% rate.

Through four games, the Wildcats are averaging 11.5 made 3s per game on 27.5 attempts per game. The Cats are hitting at a 41.8% clip. UK has made 46 3-pointers thus far. Kentucky has made 10 or more 3s in each of the first four games of the season for the first time in program history.

Should the Cats take and make 3s like Pope intends, some notable UK records will be on watch:

| Total 3's Made in a Season | Avg. 3s Made Per Game | 3-Point FG% |
|----------------------------|-----------------------|--------------------|
| 1. 1992-93 (340) | 1. 1989-90 (10.04) | 1. 2023-24 (.409%) |
| 2. 2003-24 (327) | 2. 1992-93 (10.0) | 2. 1995-96 (.397%) |
| 3. 1991-92 (317) | 3. 2023-24 (9.91) | 3. 2010-11 (.397%) |
| 4. 1993-94 (301) | 4. 1993-94 (8.85) | 4. 1992-93 (.394%) |
| 5. 1996-97 (287) | 5. 1991-92 (8.81) | 5. 2011-12 (.378%) |

Kentucky Boasts Nation-Leading 29 Players on NBA Opening-Day Rosters

The Kentucky men's basketball program finds itself in familiar territory with a nation-leading 29 players on NBA opening-day rosters. It marks the 13th consecutive season in which the Wildcats have paced the nation in terms of their alumni contingent in the league. The total of 29 players is based off the NBA's official opening-day roster list and includes all two-way and inactive players.

Duke (24 players) is the only other school with at least 20 representatives on a roster heading into the 2024-25 season. The South-eastern Conference leads all collegiate conferences with 100 players on opening day rosters. The Big Ten is second with 89.

Of the 30 NBA franchises, 20 feature at least one player out of Kentucky, while eight have multiple Wildcats. The Sacramento Kings lead the league with three UK products on their roster, while the 76ers, Heat, Knicks, Lakers, Pelicans, Suns and Thunder each have two. A group of four Cats from last year's Kentucky team join the NBA ranks this season, led by top-10 draft picks Reed Sheppard and Rob Dillingham.

Kentucky's NBA contingent enters the 2024-25 season with significant momentum. Last year, a record-breaking seven UK players earned NBA All-Star nods, while three were selected to All-NBA teams. Shai Gilgeous-Alexander finished as the runner up for the league's Most Valuable Player award, while Tyrese Maxey was named the KIA Most Improved Player. Maxey also received the NBA's Sportsman-ship Award and Karl-Anthony Towns was chosen as the recipient of the Kareem Abdul-Jabbar Social Justice Champion Award.

Wildcats in the NBA (29)

| | |
|---|---|
| Bam Adebayo – Miami Heat | Brandon Boston Jr. – New Orleans Pelicans |
| Devin Booker – Phoenix Suns | Anthony Davis – Los Angeles Lakers |
| Rob Dillingham – Minnesota Timberwolves | Justin Edwards – Philadelphia 76ers |
| De'Aaron Fox – Sacramento Kings | Shai Gilgeous-Alexander – Oklahoma City Thunder |
| Tyler Herro – Miami Heat | Isaiah Jackson – Indiana Pacers |

The Power of #BBN

| Game | Attendance | TV Viewers |
|----------------------|------------|------------|
| WRIGHT STATE | 19,635 | 93,137 |
| BUCKNELL | 20,048 | Not Rated |
| vs. Duke | 16,107 | 2,157,000 |
| LIPSCOMB | 19,314 | Not Rated |
| JACKSON STATE | | Not Rated |
| WKU | | |
| GEORGIA STATE | | Not Rated |
| at Clemson | | |
| vs. Gonzaga | | |
| COLGATE | | |
| LOUISVILLE | | |
| vs. Ohio State | | |
| BROWN | | |
| FLORIDA | | |
| at Georgia | | Not Rated |
| at Mississippi State | | Not Rated |
| TEXAS A&M | | |
| ALABAMA | | |
| at Vanderbilt | | |
| at Tennessee | | |
| ARKANSAS | | |
| at Ole Miss | | |
| SOUTH CAROLINA | | |
| TENNESSEE | | |
| at Texas | | |
| VANDERBILT | | Not Rated |
| at Alabama | | |
| at Oklahoma | | Not Rated |
| AUBURN | | |
| LSU | | |
| at Missouri | | |

HOME GAMES: 58,727

Away Games:

Neutral Site Games: 16,107

Postseason:

Total Fans in Attendance: 74,834

Total Tracked Viewers: 2,250,137



NOTES

Keldon Johnson – San Antonio Spurs
Trey Lyles – Sacramento Kings
Malik Monk – Sacramento Kings
Immanuel Quickley – Toronto Raptors
Antonio Reeves – New Orleans Pelicans
Shaedon Sharpe – Portland Trail Blazers
Jacob Toppin – New York Knicks
Oscar Tshiebwe – Utah Jazz
Cason Wallace – Oklahoma City Thunder
TyTy Washington Jr. – Phoenix Suns

Chris Livingston – Milwaukee Bucks
Tyrese Maxey – Philadelphia 76ers
Jamal Murray – Denver Nuggets
Julius Randle – Minnesota Timberwolves
Nick Richards – Charlotte Hornets
Reed Sheppard – Houston Rockets
Karl-Anthony Towns – New York Knicks
Jarred Vanderbilt – Los Angeles Lakers
PJ Washington – Dallas Mavericks

Noteable nuggets about UK's NBA stars:

- **De'Aaron Fox (Kings):** Fox set a Kings' franchise record by scoring a career-high 60 points against the Minnesota Timberwolves on Nov. 15, before dropping 49 points the very next day against the Utah Jazz. The 109 points on consecutive nights are the second-most in the last 50 years of NBA history, trailing only Kobe Bryant who once has 110 back in 2017. He was named the Western Conference Player of the Week on Nov. 18 for his efforts
- **Shai Gilgeous-Alexander (Thunder):** Scored a career-high 45 points in OKC's win over the LA Clippers on Nov. 11, going 13-of-21 from the field and 4-of-8 from beyond the arc. It was the 14th time in SGA's NBA career in which he has scored 40 or more points
- **Karl-Anthony Towns (Knicks):** Towns has scored over 40 points twice thus far. He poured in 44 points in a win over Miami on Oct. 30, the most points scored by a New York Knicks' center since Patrick Ewing had 41 in 1996. Towns then topped that total with a season-high 46-point outing against the Chicago Bulls on Nov. 13
- **Devin Booker (Suns):** With 14,529 career points entering this season, he has scored the ninth most in NBA history before turning 29 years old. Booker was named the NBA Western Conference's Player of the Week on Nov. 4 after a week which saw the Phoenix star average 33.7 points over three Suns' wins
- **Anthony Davis (Lakers):** Davis was named the NBA Western Conference's Player of the Week following the opening week of the season. He became just the third player in NBA history to have multiple season openers with at least 35 points and at least 15 rebounds, joining only Elgin Baylor and Wilt Chamberlain as the other players to turn the trick. He had his first 40-point outing of the season on Nov. 15 in a win over the San Antonio Spurs
- **Julius Randle (Timberwolves):** Randle hit a buzzer-beating 3-pointer on Nov. 17 to push the Wolves past Devin Booker and the Suns. Randle had a season-high 36 points and seven assists, and his game-winner spoiled a 44-point game from Booker
- **Antonio Reeves (Pelicans):** On his 24th birthday, Reeves scored a career-high 34 points against the Cavaliers. As of Nov. 20, it was the second-highest scoring performance by a rookie in 2024-25

Kentucky's Team

Mark Pope and his staff pieced together an experienced, talented, honored and winning group of players to represent Big Blue Nation's 2024-25 team.

Ansley Almonor, Lamont Butler, Andrew Carr and Amari Williams are all 1,000-point scorers. Butler and Williams were named their league's defensive player of the year, while Koby Brea and Jaxson Robinson have been tabbed a conference's sixth man of the year in their career and Almonor was a most improved selection. Brandon Garrison is a former McDonald's All-American. Kerr Kriisa had appeared in 99 career games and registered a pair of triple-doubles, while Otega Owheh was Oklahoma's second-leading scorer a season ago.

Kentucky's freshmen group includes Travis Perry and Trent Noah from the state of Kentucky and Collin Chandler, a former top-35 signee in the class of 2022. Perry is the state's all-time leading scorer, while Noah broke the Sweet 16 state record for most 3-pointers drained in a single run with 19 this season.

Assistants Snapshot

In addition to putting together a roster from scratch, Mark Pope also had to assemble a staff upon his hiring as head coach of the Wildcats. Pope constructed what he considers to be the best in the country.

- **Alvin Brooks III (associated head coach):** Brooks coached eight seasons at Baylor, serving as both an assistant and associate head coach. The Bears went 194-72 during Brooks' tenure, including a 94-46 record in Big 12 action, won the 2021 NCAA Tournament, went 12-5 in NCAA Tournament games and 22-15 against Associated Press top-10 ranked foes. A Houston native, Brooks began his coaching career at the junior college level. He spent two seasons at Arkansas-Forth Smith, helping the Lions to the 2006 NJCAA Division I championship. He then joined the staff at Midland, where he again was on staff for an NJCAA title team in 2007.
- **Mark Fox (associate coach):** Has been a head coach at the NCAA Division I level for 18 years and has a career record of 324-263. Fox has directed teams to four regular-season conference titles, five NCAA Tournament appearances and 10 total postseason appearances during his collegiate coaching tenure. Fox and Pope reunite in Lexington, after Fox hired Pope for his first collegiate basketball position. Pope served as the Director of Basketball Operations at Georgia in 2009-10, coincidentally Fox's first season with the Bulldogs.
- **Cody Fueger (assistant coach):** Fueger has been a nine-year member of Mark Pope's staffs, first serving as an assistant coach at Utah Valley and then transitioning to BYU. The connection began when they were on the BYU staff together when Pope was an assistant coach and

Fueger served as the director of basketball operations. Fueger began his career as a student assistant coach and video coordinator at Utah under Rick Majerus. Named one of the most impactful mid-major assistant coaches in Division I men's basketball by Silver Waves Media in 2022 and 2023, Fueger has been instrumental for Pope's squads.

• **Jason Hart (assistant coach):** Hart is a nine-year NBA veteran with extensive coaching experience at the high school, collegiate and professional levels. Hart most recently served as the head coach of the NBA's G-League Ignite squad, coaching the likes of Jaden Hardy, Scoot Henderson, Matas Buzelis and Ron Holland. He is a member of Syracuse's All-Century Team, which honored the top 25 players in the program's history. He was picked in the second round of the 2000 NBA Draft by the Milwaukee Bucks, where he was teammates with Pope for one season.

• **Mikhail McLean (assistant coach):** McLean spent the last three seasons on staff with Lamar as an assistant coach where the Cardinals have steadily improved year-to-year, culminating in a record-breaking 19-14 season in 2023-24. The Cardinals' 19 wins were their most in NCAA Division I since the 2011-12 season and the second most since the 1987-88 campaign. In addition to his collegiate coaching career, McLean is a native of The Bahamas and serves as the associate head coach on the Bahamian National Team staff. He has been a part of the program since 2021 and is the squad's defensive coordinator. A former standout player for Houston, he joined the Cougars' staff for six seasons



KENTUCKY BY THE NUMBERS

| Date | Opponent | Result | Points | Rebounds | Assists | Steals | Blocks |
|-------|-----------------------------|-----------|----------------|----------------|-----------------|-----------------|-----------------|
| N. 4 | WRIGHT STATE | W, 103-62 | Oweh - 21^ | Williams-13^ | Three with - 5^ | Two with - 3^ | Four with - 1^ |
| N. 9 | BUCKNELL | W, 100-72 | Brea - 20^ | Williams - 14^ | Kriisa - 12^ | Three with - 2^ | Almonor - 2^ |
| N. 12 | vs. Duke ¹ | W, 77-72 | Carr - 17 | Williams - 8 | Butler - 4^ | Oweh - 2 | Three with - 2^ |
| N. 19 | LIPSCOMB ² | W, 97-68 | Robinson - 20^ | Williams - 11^ | Two with - 2 | Three with - 1 | Three with - 2^ |
| N. 22 | JACKSON STATE ³ | | | | | | |
| N. 26 | WKU ² | | | | | | |
| N. 29 | GEORGIA STATE | | | | | | |
| D. 3 | at Clemson ⁴ | | | | | | |
| D. 7 | vs. Gonzaga ⁵ | | | | | | |
| D. 11 | COLGATE | | | | | | |
| D. 14 | LOUISVILLE | | | | | | |
| D. 21 | vs. Ohio State ⁶ | | | | | | |
| D. 31 | BROWN | | | | | | |
| J. 4 | FLORIDA* | | | | | | |
| J. 7 | at Georgia* | | | | | | |
| J. 11 | at Mississippi State* | | | | | | |
| J. 14 | TEXAS A&M* | | | | | | |
| J. 18 | ALABAMA* | | | | | | |
| J. 25 | at Vanderbilt* | | | | | | |
| J. 28 | at Tennessee* | | | | | | |
| F. 1 | ARKANSAS* | | | | | | |
| F. 4 | at Ole Miss* | | | | | | |
| F. 8 | SOUTH CAROLINA* | | | | | | |
| F. 11 | TENNESSEE* | | | | | | |
| F. 15 | at Texas* | | | | | | |
| F. 19 | VANDERBILT* | | | | | | |
| F. 22 | at Alabama* | | | | | | |
| F. 26 | at Okalahoma* | | | | | | |
| M. 1 | AUBURN* | | | | | | |
| M. 4 | LSU* | | | | | | |
| M. 8 | at Missouri* | | | | | | |

All home games in **BOLD CAPS**
*SEC game, ^game high
1 - Champions Classic (State Farm Arena | Atlanta)
2 - BBN Invitational (Rupp Arena | Lexington, Ky.)
3 - BBN Invitational/Unity Series (Rupp Arena | Lexington)
4 - SEC/ACC Challenge (Littlejohn Coliseum | Clemson, S.C.)
5 - Battle in Seattle (Climate Pledge Arena | Seattle)
6 - CBS Sports Classic (Madison Square Garden | New York)

Times Led

Brea - 1
Carr - 1
Oweh - 1
Robinson - 1

Times Led

Williams - 4

Times Led

Kriisa - 3
Butler - 2
Garrison - 1
Williams 1

Times Led

Oweh - 3
Butler - 2
Chandler - 2
Kriisa - 1
Robinson - 1

Times Led

Williams - 3
Garrison - 2
Oweh - 2
Robinson - 2
Almonor - 1
Butler - 1



MISCELLANEOUS STATS

| Game Leaders | | | | | | | Games With ... | | | | | | | |
|--------------|-------------------|--------|----------|--------|---------|--------|----------------|---------|----------|----------|---------|---------|--------|---------------|
| No. | Name | Points | Rebounds | Blocks | Assists | Steals | 10+ Pts | 20+ Pts | 10+ Rebs | 3+ Assts | 3+ Blks | 3+ Stls | 3+ 3s | Double-Double |
| 00 | Otega Oweh* | 1 (5) | 0 (2) | 2 (12) | 0 (0) | 3 (32) | 4 (26) | 1 (4) | 0 (1) | 1 (3) | 0 (0) | 1 (12) | 1 (1) | 0 (1) |
| 1 | Lamont Butler* | 0 (8) | 0 (2) | 1 (7) | 2 (45) | 2 (51) | 2 (45) | 0 (2) | 0 (1) | 2 (70) | 0 (0) | 1 (23) | 1 (8) | 0 (1) |
| 2 | Jaxson Robinson* | 1 (17) | 0 (4) | 2 (19) | 0 (5) | 1 (13) | 2 (44) | 1 (6) | 0 (0) | 1 (18) | 0 (1) | 0 (4) | 1 (27) | 0 (0) |
| 4 | Koby Brea* | 1 (7) | 0 (8) | 0 (8) | 0 (4) | 0 (11) | 3 (41) | 1 (4) | 0 (1) | 0 (11) | 0 (0) | 0 (2) | 3 (36) | 0 (1) |
| 5 | Collin Chandler | 0 (0) | 0 (0) | 0 (0) | 0 (0) | 2 (2) | 0 (0) | 0 (0) | 0 (0) | 0 (0) | 0 (0) | 0 (0) | 0 (0) | 0 (0) |
| 7 | Andrew Carr* | 1 (13) | 0 (37) | 0 (59) | 0 (8) | 0 (19) | 3 (71) | 0 (10) | 0 (15) | 2 (20) | 0 (19) | 0 (7) | 0 (6) | 0 (11) |
| 9 | Trent Noah | 0 (0) | 0 (0) | 0 (0) | 0 (0) | 0 (0) | 0 (0) | 0 (0) | 0 (0) | 0 (0) | 0 (0) | 0 (0) | 0 (0) | 0 (0) |
| 10 | Brandon Garrison* | 0 (2) | 0 (12) | 2 (21) | 1 (4) | 0 (9) | 0 (10) | 0 (3) | 0 (2) | 2 (7) | 0 (8) | 0 (1) | 0 (0) | 0 (1) |
| 11 | Travis Perry | 0 (0) | 0 (0) | 0 (0) | 0 (0) | 0 (0) | 0 (0) | 0 (0) | 0 (0) | 0 (0) | 0 (0) | 0 (0) | 0 (0) | 0 (0) |
| 13 | Grant Darbyshire | 0 (0) | 0 (0) | 0 (0) | 0 (0) | 0 (0) | 0 (0) | 0 (0) | 0 (0) | 0 (0) | 0 (0) | 0 (0) | 0 (0) | 0 (0) |
| 15 | Ansley Almonor* | 0 (26) | 0 (12) | 1 (35) | 0 (8) | 0 (4) | 1 (54) | 0 (18) | 0 (1) | 0 (15) | 0 (3) | 0 (0) | 0 (34) | 0 (0) |
| 20 | Zach Tow | 0 (0) | 0 (0) | 0 (0) | 0 (0) | 0 (0) | 0 (0) | 0 (0) | 0 (0) | 0 (0) | 0 (0) | 0 (0) | 0 (0) | 0 (0) |
| 21 | Walker Horn | 0 (0) | 0 (0) | 0 (0) | 0 (0) | 0 (0) | 0 (0) | 0 (0) | 0 (0) | 0 (0) | 0 (0) | 0 (0) | 0 (0) | 0 (0) |
| 22 | Amari Williams* | 0 (27) | 4 (66) | 3 (79) | 1 (17) | 0 (35) | 3 (66) | 0 (7) | 3 (33) | 1 (28) | 0 (29) | 0 (6) | 0 (0) | 2 (26) |
| 77 | Kerr Kriisa* | 0 (10) | 0 (3) | 0 (0) | 3 (61) | 1 (23) | 0 (47) | 0 (8) | 0 (2) | 2 (77) | 0 (0) | 0 (5) | 0 (42) | 0 (4) |

Career total in (parentheses); *includes pre-UK career

| Starting Lineups | | | | | | |
|------------------|---------------|-----------------|-----------------|---------------------|------------|------------|
| Guard Butler | Guard Oweh | G/F Robinson | Forward Carr | Forward Williams | Games 4 | W-L 4-0 |

| Streaks | | Miscellaneous | |
|---|---------|------------------------|--|
| Overall | Won 4 | Charges Drawn | |
| Unranked AP teams anywhere | Won 3 | Kerr Kriisa - 1 | |
| Ranked AP teams anywhere | Won 3 | Collin Chandler - 1 | |
| Home | Won 7 | | |
| Home AP ranked teams | Won 1 | First Sub | |
| Home AP unranked teams | Won 6 | Brandon Garrison - 3 | |
| Home SEC | Won 4 | Koby Brea - 3 | |
| Home nonconference | Won 3 | Kerr Kriisa - 1 | |
| Home AP ranked SEC | Won 1 | | |
| Home AP unranked SEC | Won 3 | 5-Second Violations | |
| Home AP ranked nonconference | Won 1 | Kentucky - 0 | |
| Home AP unranked nonconference | Won 3 | Opponent - 0 | |
| Road | Won 2 | | |
| Road AP ranked teams | Won 3 | 10-Second Violations | |
| Road AP unranked teams | Won 1 | Kentucky - 0 | |
| Road SEC | Won 2 | Opponent - 0 | |
| Road nonconference | Won 1 | | |
| Road AP ranked SEC | Won 3 | Shot-Clock Violations | |
| Road AP unranked SEC | Won 1 | Kentucky - 1 | |
| Road AP ranked nonconference | Lost 1 | Opponent - 1 | |
| Road AP unranked nonconference | Won 1 | | |
| Neutral | Won 1 | Tipoffs (including OT) | |
| Neutral AP ranked teams | Won 2 | Kentucky - 4 | |
| Neutral AP unranked teams | Lost 2 | Opponent - 0 | |
| Neutral SEC Tournament | Lost 3 | | |
| Neutral nonconference | Won 1 | 3-Point Plays | |
| Neutral AP ranked SEC Tournament | Lost 3 | Andrew Carr - 3 | |
| Neutral AP unranked SEC Tournament | Lost 2 | Lamont Butler - 2 | |
| Neutral AP ranked nonconference | Won 2 | Amari Williams - 2 | |
| Neutral AP unranked nonconference | Lost 1 | Collin Chandler - 1 | |
| | | 4-Point Plays | |
| Active Consecutive Made Career Starts (UK) | | | |
| Andrew Carr | 116 (4) | | |
| Amari Williams | 67 (4) | | |
| Lamont Butler | 50 (4) | | |
| Otega Oweh | 5 (4) | | |
| Jaxson Robinson | 4 | | |
| Active Consecutive Made Free Throws (UK) | | | |
| Brandon Garrison | 9 (2) | | |
| Koby Brea | 8 (3) | | |
| Jaxson Robinson | 5 | | |
| Kerr Kriisa | 3 | | |
| Ansley Almonor | 3 | | |
| Collin Chandler | 3 | | |
| Otega Oweh | 2 | | |
| Andrew Carr | 2 | | |
| Lamont Butler | 1 | | |
| Amari Williams | 1 | | |
| Active Consecutive Games Played with a 3-Pointer (UK) | | | |
| Ansley Almonor | 27 (4) | | |
| Koby Brea | 19 (4) | | |
| Kerr Kriisa | 3 | | |
| Lamont Butler | 2 | | |
| Otega Oweh | 2 | | |
| Jaxson Robinson | 1 | | |

| Kentucky's Record When ... | | |
|------------------------------------|-----|-----|
| KENTUCKY RECORD | ALL | SEC |
| Leading at halftime: | 3-0 | 0-0 |
| Tied at the half: | 0-0 | 0-0 |
| Trailing at halftime: | 1-0 | 0-0 |
| Shoot 50% or better: | 3-0 | 0-0 |
| Shoot less than 50%: | 1-0 | 0-0 |
| Shoot higher % than opp.: | 4-0 | 0-0 |
| Shoot lower % than opp.: | 0-0 | 0-0 |
| Opp. shoot worse than 40%: | 4-0 | 0-0 |
| Opp. shoot 40% or higher: | 0-0 | 0-0 |
| Score less than 60 points: | 0-0 | 0-0 |
| Score 60-69 points: | 0-0 | 0-0 |
| Score 70-79 points: | 1-0 | 0-0 |
| Score 80-89 points: | 0-0 | 0-0 |
| Score 90-99 points: | 1-0 | 0-0 |
| Score 100+ points: | 2-0 | 0-0 |
| Opp. score less than 60 pts.: | 0-0 | 0-0 |
| Opp. score 60-69 pts.: | 2-0 | 0-0 |
| Opp. score 70-79 pts.: | 2-0 | 0-0 |
| Opp. score 80-89 points: | 0-0 | 0-0 |
| Opp. score 90-99 points: | 0-0 | 0-0 |
| Opp. score 100+ points: | 0-0 | 0-0 |
| Outrebounded opponent: | 3-0 | 0-0 |
| Outrebounded by opponent: | 1-0 | 0-0 |
| Equal number of rebounds: | 0-0 | 0-0 |
| Fewer turnovers than opp.: | 1-0 | 0-0 |
| Same turnovers as opp.: | 0-0 | 0-0 |
| More turnovers than opp.: | 3-0 | 0-0 |
| Make 10 or more 3-pointers: | 4-0 | 0-0 |
| Make 9 or fewer 3-pointers: | 0-0 | 0-0 |
| Games decided by 5 or fewer: | 1-0 | 0-0 |
| Overtime games: | 0-0 | 0-0 |
| KENTUCKY RECORD | | |
| On CBS: | 0-0 | 0-0 |
| On ABC: | 0-0 | 0-0 |
| On ESPN/ESPN2/ESPNU: | 2-0 | 0-0 |
| On SEC Network: | 0-0 | 0-0 |
| On ESPN+/SEC Network+: | 2-0 | 0-0 |
| Games vs. AP ranked opp.: | 1-0 | 0-0 |
| Games following a loss: | 0-0 | 0-0 |
| More points in the paint: | 3-0 | 0-0 |
| Fewer or same points in the paint: | 1-0 | 0-0 |
| More bench points than opp.: | 4-0 | 0-0 |
| Fewer or same bench pts.: | 0-0 | 0-0 |
| More second-chance points: | 2-0 | 0-0 |
| Fewer or same second-chance pts.: | 2-0 | 0-0 |
| More points off TOs: | 2-0 | 0-0 |
| Fewer or same points off TOs: | 2-0 | 0-0 |
| On Monday: | 1-0 | 0-0 |
| On Tuesday: | 2-0 | 0-0 |
| On Wednesday | 0-0 | 0-0 |
| On Thursday: | 0-0 | 0-0 |
| On Friday: | 0-0 | 0-0 |
| On Saturday: | 1-0 | 0-0 |
| On Sunday: | 0-0 | 0-0 |
| In November | 4-0 | 0-0 |
| In December | 0-0 | 0-0 |
| In January | 0-0 | 0-0 |
| In February | 0-0 | 0-0 |
| In March | 0-0 | 0-0 |
| In April | 0-0 | 0-0 |
| In White Uniforms | 4-0 | 0-0 |
| In Blue Uniforms | 0-0 | 0-0 |

| Dunk Tracker | | | | |
|--------------------------|------------------|--------|-----------------|----|
| Player | Dunks in 2024-25 | | Dunks in Career | |
| Amari Williams | 6 | | 94 | |
| Andrew Carr | 0 | | 88 | |
| Otega Oweh | 4 | | 36 | |
| Lamont Butler | 0 | | 24 | |
| Brandon Garrison | 2 | | 24 | |
| Jaxson Robinson | 1 | | 12 | |
| Ansley Almonor | 0 | | 6 | |
| Koby Brea | 0 | | 5 | |
| Fast Facts | | | | |
| Shooting Percentage | .506 | | | |
| Avg. Assists Per Game | 20.0 | | | |
| Points Off Turnovers | 14.75 | | | |
| Second-Chance Points | 11.5 | | | |
| Points in the Paint | 43.0 | | | |
| Fast Break Points | 21.0 | | | |
| Bench Points | 36.0 | | | |
| Points Per Possession | 1.26 | | | |
| Avg. Time of Possession | 15.0 | | | |
| First Points of the Game | | | | |
| Player | Dunk/Layup | Jumper | 3PT | FT |
| Andrew Carr | 1 | | | |
| Otega Oweh | 1 | | | 1 |
| Amari Williams | | | | 1 |



THE LAST TIME UK ...

INDIVIDUALS

SCORING

Scored 25 points: Antonio Reeves (27), vs. Oakland, 3/21/24
Scored 30 points: Reed Sheppard (32) at Mississippi State, 2/27/24
Scored 35 points: Rob Dillingham (35) vs. TENNESSEE, 2/3/24
Scored 40 points: Malik Monk (47) vs. North Carolina, 12/17/16
Scored 45 points: Malik Monk (47) vs. North Carolina, 12/17/16
Scored 50 points: Jodie Meeks (54) at Tennessee, 1/13/09
Scored 55 points: Never
Two players had 20 points: Antonio Reeves (27), Reed Sheppard (27) at Tennessee, 3/9/24
Three players had 20 points: Tre Mitchell (22), D.J. Wagner (22) and Antonio Reeves (20) vs. SAINT JOSEPH'S, 11/20/23
Two players had 30 points: Patrick Patterson (33) and Jodie Meeks (32) vs. TENNESSEE STATE, 12/22/08
Scored 20 points in two straight games: Antonio Reeves (7), 2/17/24-3/9/24
Scored 20 points in three straight games: Antonio Reeves (7), 2/17/24-3/9/24
Scored 20 points in four straight games: Antonio Reeves (7), 2/17/24-3/9/24
Scored 20 points in five straight games: Antonio Reeves (7), 2/17/24-3/9/24
Scored 20 points in six straight games: Antonio Reeves (7), 2/17/24-3/9/24
Scored 20 points in seven straight games: Antonio Reeves (7), 2/17/24-3/9/24
Scored 20 points in eight straight games: Jamal Murray (12), 2/2/16 - 3/12/16
Scored 20 points in nine straight games: Jamal Murray (12), 2/2/16 - 3/12/16
Scored 20 points in 10 straight games: Jamal Murray (12), 2/2/16 - 3/12/16
Scored 20 points in 11 straight games: Jamal Murray (12), 2/2/16 - 3/12/16
Scored 20 points in 12 straight games: Jamal Murray (12), 2/2/16 - 3/12/16
Scored 20 points in 15 straight games: Dan Issel (18), 12/1/69 - 2/7/70
Scored 25 points in two straight games: Antonio Reeves (2) 12/23/23 - 12/29/23
Scored 25 points in three straight games: Tayshaun Prince (3), 3/11/01-3/17/01
Scored 30 points in two straight games: Jodie Meeks vs. Appalachian State (46), 12/20/08; vs. TENNESSEE STATE (32), 12/22/08
Scored 30 points in three straight games: Dan Issel (6) 2/14/70 - 3/2/70
Scored in double figures in 10 straight games: Antonio Reeves (23), 12/21/23-3/21/24
Scored in double figures in 15 straight games: Antonio Reeves (23), 12/21/23-3/21/24
Scored in double figures in 20 straight games: Antonio Reeves (23), 12/21/23-3/21/24
Scored in double figures in 25 straight games: Malik Monk (30), 11/11/16-2/28/17
Scored in double figures in 30 straight games: Malik Monk (30), 11/11/16-2/28/17
Scored in double figures in 33 straight games: Jamal Murray (34), 11/17/15 - 3/19/16
Scored in double figures in 34 straight games: Jamal Murray (34), 11/17/15 - 3/19/16
Scored in double figures in 35 straight games: Kenny Walker (36), 11/14/85 - 3/22/86
Five players scored in double figures: Koby Brea (20), Jaxson Robinson (14), Amari Williams (13), Andrew Carr (11), Otega Oweh (10), BUCKNELL, 11/9/24
Six players scored in double figures: Otega Oweh (21), Koby Brea (18), Lamont Butler (14), Amari Williams (12), Andrew Carr (11), Ansley Almonor (11), WRIGHT STATE, 11/4/24
Seven players scored in double figures: Antonio Reeves (22), D.J. Wagner (19), Aaron Bradshaw (15), Rob Dillingham (15), Zvonimir Ivisic (12), Justin Edwards (10), Reed Sheppard (10), ARKANSAS, 3/2/24
Four players with 15 or more points: Antonio Reeves (22), D.J. Wagner (19), Rob Dillingham (15), Aaron Bradshaw (15), ARKANSAS, 3/2/24

DOUBLE-DOUBLES

Double-double: Amari Williams (13 points, 14 rebounds), BUCKNELL (11/9/24)
Triple-double: Isaiah Briscoe (19 points, 10 rebounds, 11 assists) at Ole Miss, 12/29/16
20-10 (rebs) game: Tre Mitchell (20 points, 14 rebounds) vs. MISSOURI, 1/9/24
20-10 (assts) game: De'Aaron Fox (24 points, 10 assists) vs. North Carolina, 12/17/16
20-15 game: Oscar Tshiebwe (25 points, 18 rebounds) vs. Kan-

sas State, 3/19/23
20-20 game: Oscar Tshiebwe (21 points, 20 rebounds), vs. VANDERBILT, 3/1/23
30-10 game: Oscar Tshiebwe (37 points, 24 rebounds) vs. GEORGIA, 1/17/23
30-15 game: Oscar Tshiebwe (37 points, 24 rebounds) vs. GEORGIA, 1/17/23
30-20 game: Oscar Tshiebwe (37 points, 24 rebounds) vs. GEORGIA, 1/17/23
40-30 game: Bill Spivey (40 points, 34 rebounds) vs. XAVIER, 2/13/51
Back-to-back 20-10 games: Oscar Tshiebwe (22 p, 17 r) vs. AUBURN, 2/25/23; (21 p, 20 r) vs. VANDERBILT, 1/3/23
Three straight 20-10 games: Julius Randle (23 p, 16 r) vs. UNC ASHEVILLE, 11/8/13; (22 p, 14 r) vs. NORTHERN KENTUCKY, 11/10/13; (27 p, 13 r) vs. Michigan State, 11/12/13
Double-double in points and rebs.: Amari Williams (13 points, 14 rebounds), BUCKNELL (11/9/24)
Double-double in points and assists: D.J. Wagner (18 points, 10 assists) vs. GEORGIA, 1/20/24
Double-double in points and blocks: Never
Double-double in points and steals: Never
Double-double in two consecutive games: Amari Williams (2) 11/4/24-11/9/24
Double-double in three consecutive games: Oscar Tshiebwe (4) 2/25/23-3/10/23
Double-double in four consecutive games: Oscar Tshiebwe (4) 2/25/23-3/10/23
Double-double in five consecutive games: Oscar Tshiebwe (17) 1/19/22-11/15/22
Double-double in 10 consecutive games: Oscar Tshiebwe (17) 1/19/22-11/15/22
Double-double in 15 consecutive games: Oscar Tshiebwe (17) 1/19/22-11/15/22
Two players record double-doubles: Tre Mitchell (18 points, 12 rebounds), Reed Sheppard (11 points, 11 assists) at Louisville, 12/21/23
Three players record double-doubles: PJ Washington (20 points, 13 rebounds), Reid Travis (18 points, 12 rebounds), Keldon Johnson (15 points, 10 rebounds) vs. KANSAS, 1/26/19
Four players record double-doubles: Jack Givens (30 pts, 13 rebs), Kyle Macy (16 pts, 10 assts), Mike Phillips (22 pts, 18 rebs), Rick Robey (23 pts, 13 rebs) vs. SMU 11/26/77
Five players record double-doubles: Never

FIELD GOALS

Made 12 FG in a game: Rob Dillingham (14) vs. TENNESSEE, 2/3/24
Made 15 FG in a game: Malik Monk (18) vs. North Carolina, 12/17/16
Made 16 FG in a game: Malik Monk (18) vs. North Carolina, 12/17/16
Made 17 FG in a game: Malik Monk (18) vs. North Carolina, 12/17/16
Made 18 FG in a game: Malik Monk (18) vs. North Carolina, 12/17/16
Made 19 FG in a game: Dan Issel (19) at Alabama, 2/23/70
Made 20 FG in a game: Dan Issel (23) at Ole Miss, 2/7/70
Made 21 FG in a game: Dan Issel (23) at Ole Miss, 2/7/70
Made 22 FG in a game: Dan Issel (23) at Ole Miss, 2/7/70
Made 23 FG in a game: Dan Issel (23) at Ole Miss, 2/7/70
Made 24 FG in a game: Never
Attempted 17 FG in a game: Antonio Reeves (18) vs. Oakland, 3/21/24
Attempted 18 FG in a game: Antonio Reeves (18) vs. Oakland, 3/21/24
Attempted 19 FG in a game: Rob Dillingham (19) vs. Texas A&M, 3/15/24
Attempted 20 FG in a game: Antonio Reeves (20) at Auburn, 2/17/24
Attempted 25 FG in a game: Antonio Reeves (25) vs. Kansas, 11/14/23
Attempted 30 FG in a game: Kevin Grevey (30) vs. UCLA, 3/31/75
Attempted 40 FG in a game: Bill Spivey (41) XAVIER, 2/13/51

3-POINTERS

Made 5 3-pointers in a game: Koby Brea (6) BUCKNELL, 11/9/24
Made 6 3-pointers in a game: Koby Brea (6) BUCKNELL, 11/9/24
Made 7 3-pointers in a game: Reed Sheppard (7) at Tennessee, 3/9/24
Made 8 3-pointers in a game: Immanuel Quickley (8) at Texas A&M, 2/25/20
Made 9 3-pointers in a game: Jodie Meeks (10) at Tennessee, 1/13/09
Made 10 3-pointers in a game: Jodie Meeks (10) at Tennessee, 1/13/09
Made 11 3-pointers in a game: Never
Two players made at least 5 3-pointers in a game: Davion Mintz (6), Brandon Boston Jr. (6) vs. SOUTH CAROLINA, 3/6/21

Two players made at least 6 3-pointers in a game: Davion Mintz (6), Brandon Boston Jr. (6) vs. SOUTH CAROLINA, 3/6/21
Two players made at least 7 3-pointers in a game: Never
Attempted 10 3-pointers in a game: Rob Dillingham (10) vs. Texas A&M, 3/15/24
Attempted 15 3-pointers in a game: Antonio Reeves (17) vs. Kansas, 11/14/23
Attempted 16 3-pointers in a game: Antonio Reeves (17) vs. Kansas, 11/14/23
Attempted 17 3-pointers in a game: Antonio Reeves (17) vs. Kansas, 11/14/23
Attempted 18 3-pointers in a game: Derrick Miller (19) at Kansas 12/9/89
Attempted 19 3-pointers in a game: Derrick Miller (19) at Kansas 12/9/89
Attempted 20 3-pointers in a game: Never
Made a 3-pointer in 10 straight games: Antonio Reeves (19), 1/13/24-3/21/24
Made a 3-pointer in 15 straight games: Antonio Reeves (19), 1/13/24-3/21/24
Made a 3-pointer in 20 straight games: Antonio Reeves (24), 2/7/23-1/6/24
Made a 3-pointer in 30 straight games: Jamal Murray (36), 11/13/15-3/19/16
Made two 3-pointers in 10 straight games: Jamal Murray (17), 1/23/16-3/17/16
Made three 3-pointers in 10 straight games: Gerald Fitch (20), 1/14/03-3/23/03
Made three 3-pointers in 15 straight games: Gerald Fitch (20), 1/14/03-3/23/03
Made three 3-pointers in 20 straight games: Gerald Fitch (20), 1/14/03-3/23/03
Made three 3-pointers in 25 straight games: Keith Bogans (29), 3/14/02-2/26/03

FREE THROWS

Made 8 FT in a game: Antonio Reeves (8), at Tennessee, 3/9/24
Made 9 FT in a game: Antonio Reeves (9), vs. MISSISSIPPI STATE, 1/17/24
Made 10 FT in a game: Antonio Reeves (11) at Arkansas, 3/4/23
Made 11 FT in a game: Antonio Reeves (11) at Arkansas, 3/4/23
Made 12 FT in a game: Oscar Tshiebwe (13) vs. GEORGIA, 1/17/23
Made 13 FT in a game: Oscar Tshiebwe (13) vs. GEORGIA, 1/17/23
Made 14 FT in a game: Olivier Sarr (14) vs. VANDERBILT, 1/5/21
Made 15 FT in a game: Rodrick Rhodes (16) vs. Ole Miss, 1/18/95
Made 16 FT in a game: Rodrick Rhodes (16) vs. Ole Miss, 1/18/95
Made 17 FT in a game: Dwight Anderson (18) vs. MISSISSIPPI STATE, 2/12/79
Made 18 FT in a game: Dwight Anderson (18) vs. MISSISSIPPI STATE, 2/12/79
Made 19 FT in a game: Never
Attempted 10 FT in a game: Rob Dillingham (10) vs. MISSOURI, 1/9/24
Attempted 15 FT in a game: Oscar Tshiebwe (15) vs. VANDERBILT, 3/1/23
Attempted 20 FT in a game: PJ Washington (20) vs. Kansas State, 3/22/18
Attempted 25 FT in a game: Never
Made 20 Straight FT: Antonio Reeves (23), 1/14/23-2/7/23
Made 30 Straight FT: Tyler Herro (38), 2/16/19-3/29/19

REBOUNDS

15 Rebs: Ugonna Onyenso (16) vs. FLORIDA, 1/31/24
20 Rebs: Oscar Tshiebwe (25) vs. Providence, 3/17/23
25 Rebs: Oscar Tshiebwe (25) vs. Providence, 3/17/23
26 Rebs: Oscar Tshiebwe (28) vs. WESTERN KENTUCKY, 12/22/21
27 Rebs: Oscar Tshiebwe (28) vs. WESTERN KENTUCKY, 12/22/21
28 Rebs: Oscar Tshiebwe (28) vs. WESTERN KENTUCKY, 12/22/21
30 Rebs: Cotton Nash (30) vs. OLE MISS, 2/8/64
34 Rebs: Bob Burrow (34) vs. TEMPLE, 12/10/55
35 Rebs: Never
20+ Rebs in two consecutive games: Oscar Tshiebwe (2), 12/22/21-12/29/21
10+ Rebs in three consecutive games: Tre Mitchell (5), 12/21/23-1/13/24
10+ Rebs in four consecutive games: Tre Mitchell (5), 12/21/23-1/13/24
10+ Rebs in five consecutive games: Tre Mitchell (5), 12/21/23-1/13/24
10+ rebs in 10 consecutive games: Oscar Tshiebwe (22),



THE LAST TIME UK ...

1/4/22-11/15/22
10+ rebs in 15 consecutive games: Oscar Tshiebwe (22), 1/4/22-11/15/22
10+ rebs in 20 consecutive games: Oscar Tshiebwe (22), 1/4/22-11/15/22
10+ rebs in 25 consecutive games: Never
Two players had 10 rebounds: Tre Mitchell (13), Ugonna Onyenso (10) at Texas A&M, 1/13/24
Three players had 10 rebounds: Oscar Tshiebwe (15), Jacob Toppin (10), Ugonna Onyenso (10) vs. NORTH FLORIDA, 11/23/22

ASSISTS

6 assists: Kerr Kriisa (12) BUCKNELL, 11/9/24
7 assists: Kerr Kriisa (12) BUCKNELL, 11/9/24
8 assists: Kerr Kriisa (12) BUCKNELL, 11/9/24
9 assists: Kerr Kriisa (12) BUCKNELL, 11/9/24
10 assists: Kerr Kriisa (12) BUCKNELL, 11/9/24
11 assists: Kerr Kriisa (12) BUCKNELL, 11/9/24
12 assists: Kerr Kriisa (12) BUCKNELL, 11/9/24
13 assists: TyTy Washington Jr. (17) vs. GEORGIA, 1/8/22
14 assists: TyTy Washington Jr. (17) vs. GEORGIA, 1/8/22
15 assists: TyTy Washington Jr. (17) vs. GEORGIA, 1/8/22
16 assists: TyTy Washington Jr. (17) vs. GEORGIA, 1/8/22
17 assists: TyTy Washington Jr. (17) vs. GEORGIA, 1/8/22
18 assists: Never
5+ assists in four consecutive games: Reed Sheppard (5), 2/24/24-3/9/24
8+ assists in two consecutive games: Rob Dillingham (2), 11/24/23-11/28/23

BLOCKS

4 blocks: Ugonna Onyenso (5) vs. Oakland, 3/21/24
5 blocks: Ugonna Onyenso (5) vs. Oakland, 3/21/24
6 blocks: Ugonna Onyenso (10) vs. OLE MISS, 2/13/24
7 blocks: Ugonna Onyenso (10) vs. OLE MISS, 2/13/24
8 blocks: Ugonna Onyenso (10) vs. OLE MISS, 2/13/24
9 blocks: Ugonna Onyenso (10) vs. OLE MISS, 2/13/24
10 blocks: Ugonna Onyenso (10) vs. OLE MISS, 2/13/24
11 blocks: Nerlens Noel (12) at Ole Miss, 1/29/13
12 blocks: Nerlens Noel (12) at Ole Miss, 1/29/13
13 blocks: Never

STEALS

4 steals: Reed Sheppard (4) vs. ALABAMA, 2/24/24
5 steals: Reed Sheppard (5) at LSU, 2/21/24
6 steals: Cason Wallace (8) vs. Michigan State, 11/15/22
7 steals: Cason Wallace (8) vs. Michigan State, 11/15/22
8 steals: Cason Wallace (8) vs. Michigan State, 11/15/22
9 steals: Never
3+ steals in five consecutive games: Ashton Hagans (7), 12/22/18 - 1/19/19
3+ steals in 10 consecutive games: Never
5+ steals in 3 consecutive games: Reed Sheppard (3), 2/13/24-2/21/24

MINUTES

Played every minute: Reed Sheppard (45) vs. FLORIDA, 1/31/24
Played 40+ minutes: Reed Sheppard (45) vs. FLORIDA, 1/31/24
Played more than 50 minutes: Patrick Patterson (50) vs. VANDERBILT, 1/12/08

FOULS

Fouled out: Tre Mitchell vs. Oakland, 3/21/24
Two players fouled out: Antonio Reeves, Tre Mitchell vs. Texas A&M, 3/15/24
Three players fouled out: Terrence Clarke, Isaiah Jackson, Olivier Sarr, Lance Ware vs. North Carolina, 12/19/20
Four players fouled out: Terrence Clarke, Isaiah Jackson, Olivier Sarr, Lance Ware vs. North Carolina, 12/19/20
Technical foul: Amari Williams, BUCKNELL, 11/9/24

TEAM

WINS/LOSSES

Won 10 straight games: 10, 1/8/19-2/9/19
Won 20 straight games: 38, 11/14/14-3/28/15
Won 30 straight games: 38, 11/14/14-3/28/15
Won 40 straight games: Never
Lost consecutive games: 2, 3/15/24-3/21/24
Lost three straight games: 4, 1/26/21-2/9/21
Lost four straight games: 4, 1/26/21-2/9/21
Lost five straight games: 6, 11/29/20-12/26/20
Lost six straight games: 6, 11/29/20-12/26/20
Lost 10 straight games: Never

STARTS

Started four freshmen: Devin Askew, Brandon Boston Jr., Terrence Clarke, Isaiah Jackson vs. Georgia Tech, 12/6/20
Started five freshmen: Hamidou Diallo, Shai Gilgeous-Alexander, Kevin Knox, Nick Richards, PJ Washington vs. Kansas State, 3/22/17

SCORING

Scored 90 or more points: 97, LIPSCOMB, 11/19/24 (W, 97-68)
Scored 90 or more points (SEC game): 93, VANDERBILT, 3/6/24 (W, 93-77)
Scored 100 or more points: 100, BUCKNELL, 11/9/24 (W, 100-72)
Scored 100 or more points (SEC game): 111, ARKANSAS, 3/2/24 (W, 111-102)
Scored 110 or more points: 111, ARKANSAS, 3/2/24 (W, 111-102)
Scored 110 or more points (SEC game): 111, ARKANSAS, 3/2/24 (W, 111-102)
Scored 120 or more points: 120 at Vanderbilt, 2/7/96 (W, 120-81)
Scored 120 or more points (SEC game): 120 at Vanderbilt, 2/7/96 (W, 120-81)
Scored 130 or more points: 143 vs. Georgia, 2/27/56 (W, 143-66)
Scored 140 or more points: 143 vs. Georgia, 2/27/56 (W, 143-66)
Scored 150 or more points: Never
Scored less than 50 points: 48 vs. Vanderbilt, 3/15/13 (L, 64-48)
Scored 100 points in two consecutive games: vs. WRIGHT STATE (11/4/24), vs. BUCKNELL (11/9/24)
Scored 100 Points in three consecutive games: vs. CLEVELAND STATE (11/23/16), vs. UT MARTIN (11/25/16), vs. Arizona State (11/28/16)
Scored 100 points in consecutive SEC games: 2/27/56 - 3/3/56

SHOOTING PERCENTAGES

Shot 70% from the field: .722 (39-54) vs. MISSISSIPPI STATE, 2/15/86
Shot 65% from the field: .679 (38-56) vs. TENNESSEE, 1/15/22
Shot 30% or less from the field: .288 (21-73) at Alabama (1/7/23)
Allowed 50% shooting: .531 (34-64) ARKANSAS, 3/2/24
Allowed 60% shooting: .627 (32-51) ARKANSAS, 2/7/23
Allowed 30% or less shooting: .281 (18-64) at Alabama, 2/5/22
Allowed 20% or less shooting: .197 (12-61) vs. MONTANA STATE, 11/23/14

FREE THROWS

Shot 90% or better from FT line: 1.000 (12-12) at LSU, 2/21/24
Shot 100% from FT Line: 1.000 (12-12) at LSU, 2/21/24
Shot 50% or less from FT line: .500 (5-10) vs. Penn, 12/9/23
Attempted 40 FT: 41 (27-41) vs. TENNESSEE STATE, 11/23/18
Attempted five or less FT: 2 (1-2) at Vanderbilt, 1/24/23
Made 30 FT: 34 (34-42) vs. ARKANSAS, 3/2/24

3-POINTERS

Hit 0 3-pointers: 0 (0-10) vs. RICHMOND, 11/29/20
Hit 10 3-pointers: 12 (12-25) vs. LIPSCOMB, 11/19/24
Hit 11 3-pointers: 12 (12-25) vs. LIPSCOMB, 11/19/24
Hit 12 3-pointers: 12 (12-25) vs. LIPSCOMB, 11/19/24
Hit 13 3-pointers: 13 (13-36) vs. BUCKNELL, 11/9/24
Hit 14 3-pointers: 15 (15-29) at Tennessee, 3/9/24
Hit 15 3-pointers: 15 (15-29) at Tennessee, 3/9/24
Hit 16 3-pointers: 16 (16-27) vs. MARSHALL, 11/24/23
Hit 17 3-pointers: 17 (17-32) vs. STONEHILL, 11/17/23
Hit 18 3-pointers: 20 (20-35) vs. LSU, 3/4/95
Hit 19 3-pointers: 20 (20-35) vs. LSU, 3/4/95
Hit 20 3-pointers: 20 (20-35) vs. LSU, 3/4/95
Hit 21 3-pointers: 21 (21-48) vs. North Carolina, 12/27/89
Hit 22 3-pointers: Never

SCORING MARGINS

Won game by 50 points or more: 58 vs. MONTANA STATE (W, 86-28), 11/23/14
Won game by 60 points or more: 62 vs. VANDERBILT (W, 106-44), 3/5/03
Won game by 70 points or more: 74 vs. UT MARTIN (W, 124-50), 11/26/94
Lost game by 20 points or more: 26 at ALABAMA (L, 78-52), 1/7/23
Lost game by 30 points or more: 34 vs. Duke (L, 118-84), 11/6/18
Lost game by 40 points or more: 41 at Vanderbilt (L, 93-52), 2/12/08
Lost game by 50 points or more: 55 at Kansas (L, 150-95), 12/9/89
Lost game by 60 points or more: 70 at Central (L, 87-17),

1/28/1910
Lost game by 70 points or more: 70 at Central (L, 87-17), 1/28/1910
Game decided by one point: at LSU, 2/21/24 (L, 75-74)
Game decided by two or fewer points: at Mississippi State, 2/27/24 (W, 91-89)
Game decided by three or fewer points: at Mississippi State, 2/27/24 (W, 91-89)
Two consecutive games decided by one point: vs. NORTH CAROLINA (W, 73-72), 12/3/11; at Indiana (L, 73-72), 12/10/11
Three consecutive games decided by one point: Never
Two consecutive games decided by two or fewer points: Arkansas (L, 81-80), 2/9/21; Auburn (W, 82-80), 2/13/21
Three consecutive games decided by three or fewer points: at Auburn (L, 99-97 OT), 2/11/74, vs. TENNESSEE (W, 61-58), 2/16/74 and at Ole Miss (L, 61-60), 2/18/74

COMEBACKS

Came back from 10-point deficit for win: 77-72 vs. Duke (11/12/24); Trailed by 10 at 42-32 (2:40 in 2nd)
Came back from 11-point deficit for win: 91-89 at Mississippi State (2/27/24); Trailed by 13 at 52-39 (18:11 in 2nd)
Came back from 12-point deficit for win: 91-89 at Mississippi State (2/27/24); Trailed by 13 at 52-39 (18:11 in 2nd)
Came back from 13-point deficit for win: 91-89 at Mississippi State (2/27/24); Trailed by 13 at 52-39 (18:11 in 2nd)
Came back from 14-point deficit for win: 71-70 at Florida (3/7/20); Trailed by 18 at 59-41 (11:48 in 2nd)
Came back from 15-point deficit for win: 71-70 at Florida (3/7/20); Trailed by 18 at 59-41 (11:48 in 2nd)
Came back from 16-point deficit for win: 71-70 at Florida (3/7/20); Trailed by 18 at 59-41 (11:48 in 2nd)
Came back from 17-point deficit for win: 71-70 at Florida (3/7/20); Trailed by 18 at 59-41 (11:48 in 2nd)
Came back from 18-point deficit for win: 71-70 at Florida (3/7/20); Trailed by 18 at 59-41 (11:48 in 2nd)
Came back from 19-point deficit for win: 73-67 vs. Vanderbilt (2/28/17); Trailed by 19 at 25-6 (8:03 in 1st)
Came back from 20-point deficit for win: 82-79 at Vanderbilt (2/22/97); Trailed by 22 at 40-18 (3:51 in 1st)
Came back from 30-point deficit for win: 99-95 at LSU (2/15/94); Trailed by 31 at 68-37 (15:34 in 2nd)
Came back from 31-point deficit for win: 99-95 at LSU (2/15/94); Trailed by 31 at 68-37 (15:34 in 2nd)

REBOUNDS

Pulled down 50 rebounds: 57 (22-35) BUCKNELL, 11/9/24
Pulled down 55 rebounds: 57 (22-35) BUCKNELL, 11/9/24
Pulled down 60 rebounds: 62 (19-43) vs. Morehead State, 12/16/95

OVERTIME GAMES

Played an overtime game: vs. FLORIDA, 1/31/24 (L, 94-91 OT)
Won an overtime game: SAINT JOSEPH'S, 11/20/23 (W, 96-88 OT)
Lost an overtime game: vs. FLORIDA, 1/31/24 (L, 94-91 OT)
Played an SEC overtime game: vs. FLORIDA, 1/31/24 (L, 94-91 OT)
Won an SEC overtime game: MISSISSIPPI STATE, 1/25/22 (W, 82-74 OT)
Lost an SEC overtime game: vs. FLORIDA, 1/31/24 (L, 94-91 OT)
Played an overtime game in SEC Tournament: vs. Texas A&M, 3/13/16 (W, 82-77 OT)
Won an overtime game in SEC Tournament: vs. Texas A&M, 3/13/16 (W, 82-77 OT)
Played an overtime game in NCAA Tournament: vs. Saint Peter's, 3/17/22 (L, 85-79 OT)
Won an overtime game in NCAA Tournament: vs. St. Bonaventure, 3/16/00 (W, 85-80 2OT)
Lost an overtime game in NCAA Tournament: vs. Saint Peter's, 3/17/22 (L, 85-79 OT)
Played two overtimes: vs. Michigan State, 11/15/22 (L, 86-77 2OT)
Played three overtimes: vs. TEMPLE 12/7/57 (W, 85-83)
Played four or more overtimes: Never
Played two consecutive overtime games: 1/6/15 vs. OLE MISS (W, 89-86) and 1/10/15 at Texas A&M (70-64)
Played three consecutive overtime games: Never



THE LAST TIME A UK OPPONENT ...

INDIVIDUALS

SCORING

Scored 25 points: Cooper Flagg (26), vs. Duke, 11/12/24
Scored 30 points: Jack Gohlke (32), vs. Oakland, 3/21/24
Scored 35 Points: Dalton Knecht (40), at Tennessee, 3/9/24
Scored 40 points: Dalton Knecht (40), at Tennessee, 3/9/24
Scored 45 points: David Robinson (45), Navy, 1/25/87
Scored 50 points: Austin Carr (50), Notre Dame, 12/29/79
Scored 60 points: Pete Maravich (64), LSU, 2/21/70
Scored 65 points: Never
Two players had 20 points: Wade Taylor IV (32), Tyrese Radford (23), vs. Texas A&M, 3/15/24
Three players had 20 points: Walter Clayton Jr. (23), Tyrese Samuel (22), Zion Pullin (21) vs. FLORIDA, 1/31/24
Two players had 30 points: Ronnie Henderson (36) and Claren Ceasar (32), LSU, 2/15/94
Five players scored in double figures: ALABAMA, 2/24/24
Six players scored in double figures: ALABAMA, 2/24/24

FIELD GOALS

Made 15 FG in a game: David Robinson (17), NAVY, 1/25/87
Made 16 FG in a game: David Robinson (17), NAVY, 1/25/87
Made 17 FG in a game: David Robinson (17), NAVY, 1/25/87
Made 18 FG in a game: Steve Downing (19), Indiana, 12/11/71
Made 19 FG in a game: Steve Downing (19), Indiana, 12/11/71
Made 20 FG in a game: Johnny Neumann (20), Ole Miss, 1/2/71
Made 21 FG in a game: Austin Carr (21), Notre Dame, 12/29/70
Made 22 FG in a game: Austin Carr (22), Notre Dame, 3/12/70
Made 23 FG in a game: Pete Maravich (23), LSU, 2/21/70
Made 24 FG in a game: Never
Attempted 17 FG in a game: Cooper Flagg (19) and Kon Knueppel (20) vs. Duke, 11/12/24
Attempted 18 FG in a game: Cooper Flagg (19) and Kon Knueppel (20) vs. Duke, 11/12/24
Attempted 19 FG in a game: Cooper Flagg (19) and Kon Knueppel (20) vs. Duke, 11/12/24
Attempted 20 FG in a game: Kon Knueppel (20) vs. Duke, 11/12/24
Attempted 25 FG in a game: Dalton Knecht (29), at Tennessee (3/9/24)
Attempted 30 FG in a game: Freeman Williams (40), Portland State, 12/16/17
Attempted 35 FG in a game: Freeman Williams (40), PORTLAND STATE, 12/16/77
Attempted 40 FG in a game: Freeman Williams (40), PORTLAND STATE, 12/16/77
Attempted 45 FG in a game: Johnny Neumann (50), Ole Miss, 1/2/71
Attempted 50 FG in a game: Johnny Neumann (50), Ole Miss, 1/2/71
Attempted 53 FG in a game: Pete Maravich (53), LSU, 2/22/69
Attempted 54 FG in a game: Never

3-POINTERS

Made 5 3-pointers in a game: Jack Gohlke (10), vs. Oakland, 3/21/24
Made 6 3-pointers in a game: Jack Gohlke (10), vs. Oakland, 3/21/24
Made 7 3-pointers in a game: Jack Gohlke (10), vs. Oakland, 3/21/24
Made 8 3-pointers in a game: Jack Gohlke (10), vs. Oakland, 3/21/24
Made 9 3-pointers in a game: Jack Gohlke (10), vs. Oakland, 3/21/24
Made 10 3-pointers in a game: Jack Gohlke (10), vs. Oakland, 3/21/24
Made 11 3-pointers in a game: Corey Allmond (11), Sam Houston State, 11/19/2009
Made 12 3-pointers in a game: Never
Attempted 10 3-pointers in a game: Jack Gohlke (20), vs. Oakland, 3/21/24
Attempted 15 3-pointers in a game: Jack Gohlke (20), vs. Oakland, 3/21/24
Attempted 20 3-pointers in a game: Jack Gohlke (20), vs. Oakland, 3/21/24

FREE THROWS

Made 10 FT in a game: Khalif Battle (17), ARKANSAS, 3/2/24
Made 11 FT in a game: Khalif Battle (17), ARKANSAS, 3/2/24
Made 12 FT in a game: Khalif Battle (17), ARKANSAS, 3/2/24
Made 13 FT in a game: Khalif Battle (17), ARKANSAS, 3/2/24
Made 14 FT in a game: Khalif Battle (17), ARKANSAS, 3/2/24
Made 15 FT in a game: Khalif Battle (17), ARKANSAS, 3/2/24
Made 16 FT in a game: Khalif Battle (17), ARKANSAS, 3/2/24
Made 17 FT in a game: Khalif Battle (17), ARKANSAS, 3/2/24

Made 18 FT in a game: Pete Maravich (18), LSU, 2/21/70
Made 19 FT in a game: Never
Attempted 15 FT in a game: Khalif Battle (18), ARKANSAS, 3/2/24
Attempted 20 FT in a game: Harding McCaleb (25), Louisville, 2/22/1916
Attempted 25 FT in a game: Harding McCaleb (25), Louisville, 2/22/1916
Attempted 26 FT in a game: Never

REBOUNDS

15 Rebs: Myles Foster (15), vs. ILLINOIS STATE, 12/29/23
16 Rebs: Hunter Dickinson (21), vs. Kansas, 11/14/23
17 Rebs: Hunter Dickinson (21), vs. Kansas, 11/14/23
18 Rebs: Hunter Dickinson (21), vs. Kansas, 11/14/23
19 Rebs: Hunter Dickinson (21), vs. Kansas, 11/14/23
20 Rebs: Hunter Dickinson (21), vs. Kansas, 11/14/23
25 Rebs: Leon Douglas (25), ALABAMA, 1/20/75
30 Rebs: Kenneth Stanley (30), SOUTHERN CAL, 12/4/61
31 Rebs: Never
Two players had 10 rebounds: Hunter Dickinson (21) and Kevin McCullar Jr. (10), vs. Kansas, 11/14/23
Three players had 10 rebounds: Craig Victor II (12), Tim Quarterman (10), Ben Simmons (10), LSU, 1/5/16

ASSISTS

10 assists: Zakai Zeigler (13), vs. TENNESSEE, 2/3/24
11 assists: Zakai Zeigler (13), vs. TENNESSEE, 2/3/24
12 assists: Zakai Zeigler (13), vs. TENNESSEE, 2/3/24
13 assists: Zakai Zeigler (13), vs. TENNESSEE, 2/3/24
14 assists: Billy McCaffrey (14), Vanderbilt, 1/13/93
15 assists: Eric Richardson (15), Alabama, 2/4/84
16 assists: Never

BLOCKS

5 blocks: Jonas Aidoo (5), at Tennessee, 3/9/24
6 blocks: Jamarion Sharp (7), WESTERN KENTUCKY, 12/22/21
7 blocks: Jamarion Sharp (7), WESTERN KENTUCKY, 12/22/21
8 blocks: Jarvis Varnado (10), Mississippi State, 1/15/08
9 blocks: Jarvis Varnado (10), Mississippi State, 1/15/08
10 blocks: Jarvis Varnado (10), Mississippi State, 1/15/08
11 blocks: Samaki Walker (11), Louisville, 1/1/95
12 blocks: Never

STEALS

5 steals: Andersson Garcia (5), at Texas A&M, 1/13/24
6 steals: Mark Sears (6), at Alabama, 1/7/23
7 steals: Ben Simmons (7), LSU, 3/5/16
8 steals: Never

TRIPLE-DOUBLE

Had a triple-double: Kevin McCullar Jr. 12 points, 10 rebounds, 10 assists, vs. Kansas, 11/14/23

TEAM

SCORING

Scored 90 or more points: 97, vs. Texas A&M, 3/15/24 (L, 97-87)
Scored 90 or more points (SEC game): 102, vs. ARKANSAS, 3/2/24 (W, 111-102)
Scored 100 or more points: 102, vs. ARKANSAS, 3/2/24 (W, 111-102)
Scored 100 or more points (SEC game): 102, vs. ARKANSAS, 3/2/24 (W, 111-102)
Scored 110 or more points: 118, Duke, 11/6/18 (L, 118-84)
Scored 110 or more points (SEC game): 110, Vanderbilt, 3/4/67 (L, 110-94)
Scored 120 or more points: 121, North Carolina, 12/27/89 (L, 121-110)
Scored 120 or more points (SEC game): Never
Scored 130 or more points: 150, Kansas, 12/9/89 (L, 150-95)
Scored 140 or more points: 150, Kansas, 12/9/89 (L, 150-95)
Scored 150 or more points: 150, Kansas, 12/9/89 (L, 150-95)
Scored 160 or more points: Never
Scored less than 50 points: 46, NEW MEXICO STATE, 11/6/23 (W, 86-46)
Scored less than 50 points (SEC game): 48, SOUTH CAROLINA, 2/5/19 (W, 76-48)
Scored less than 40 points: 39, West Virginia, 3/26/15 (W, 78-39)
Scored less than 40 points (SEC game): 37, MISSOURI, 1/13/15 (W, 86-37)
Scored less than 30 points: 28, MONTANA STATE, 11/23/14 (W, 86-28)
Scored less than 30 points (SEC game): 26, GEORGIA TECH,

1/28/46 (W, 86-37)
Scored less than 20 points: 18, WESTERN ONTARIO, 12/10/49 (W, 90-21)
Scored less than 20 points (SEC game): 18, ALABAMA, 2/10/40 (W, 46-18)
Scored less than 10 points: 9, Tulane, 12/21/34 (W, 39-9)
Scored less than 10 points (SEC game): Never

SHOOTING PERCENTAGES

Shot 70% from the field: Never
Shot 60% from the field: .627 (32-51), ARKANSAS, 2/7/23
Shot 50% from the field: .531 (34-64), ARKANSAS, 3/2/24
Shot 30% or less from the field: .281 (18-64) at Alabama, 2/5/22
Shot 20% or less from the field: .197 (12-61), MONTANA STATE, 11/23/14
Shot 10% or less from the field: Never (shooting percentages not recorded prior to 1947)

3-Pointers

Made 10 or more 3-pointers: 12 (12-33), BUCKNELL, 11/9/24
Made 15 or more 3-pointers: 15 (15-21), vs. Oakland, 3/21/24
Made 20 or more 3-pointers: Never
Made zero 3-pointers: 0 (0-15), Auburn, 1/19/13
Attempted 30 or more 3-pointers: 33 (12-33), BUCKNELL, 11/9/24

FREE THROWS

Shot 90% or better from FT line: 91.7 (11-12), LIPSCOMB, 11/19/24
Shot 100% from FT Line: 16-16, TEXAS A&M, 1/21/23
Shot 50% or less from FT line: .333 (2-6), BUCKNELL, 11/9/24
Attempted 40 FT: 44 (33-44), Auburn, 2/1/20
Attempted five or less FT: 5 (5-5), NEW MEXICO STATE, 11/6/23
Made 30 FT: 33 (33-44), Auburn, 2/1/20

REBOUNDS

Pulled down 50 rebounds: 50 (17-33), vs. FLORIDA, 1/31/24
Pulled down 20 offensive rebounds: 25, at Texas A&M, 1/13/24



HISTORICAL FACTS & FIGURES

| SEC Championships | | |
|---|--------|------------|
| Team | Titles | Last Title |
| KENTUCKY | 49 | 2020 |
| LSU | 11 | 2019 |
| Tennessee | 11 | 2024 |
| Alabama | 9 | 2023 |
| Florida | 7 | 2014 |
| Mississippi State | 6 | 2004 |
| Auburn | 4 | 2022 |
| Vanderbilt | 3 | 1993 |
| Arkansas | 2 | 1994 |
| Georgia | 1 | 1990 |
| Georgia Tech* | 1 | 1938 |
| South Carolina | 1 | 1997 |
| Texas A&M | 1 | 2016 |
| * Former SEC Member | | |
| Kentucky SEC Regular-Season Titles (49): 1933, 1935, 1937, 1939, 1940, 1942, 1944, 1945, 1946, 1947, 1948, 1949, 1950, 1951, 1952, 1954, 1955, 1957, 1958, 1962, 1964, 1966, 1968, 1969, 1970, 1971, 1972, 1973, 1975, 1977, 1978, 1980, 1982, 1983, 1884, 1986, 1995, 1996, 1998, 2000, 2001, 2003, 2005, 2010, 2012, 2015, 2016, 2017, 2020 | | |

| SEC Tournament Championships | | |
|--|--------|------------|
| Team | Titles | Last Title |
| KENTUCKY | 31 | 2018 |
| Alabama | 8 | 2023 |
| Tennessee | 5 | 2022 |
| Florida | 4 | 2014 |
| Auburn | 3 | 2024 |
| Mississippi State | 3 | 2009 |
| Georgia | 2 | 2008 |
| Ole Miss | 2 | 2013 |
| Vanderbilt | 2 | 2012 |
| Arkansas | 1 | 2000 |
| Georgia Tech* | 1 | 1938 |
| LSU | 1 | 1980 |
| * Former SEC Member | | |
| Kentucky SEC Tournament Titles: 1933, 1937, 1939, 1940, 1942, 1944, 1945, 1946, 1947, 1948, 1949, 1950, 1952, 1984, 1986, 1992, 1993, 1994, 1995, 1997, 1998, 1999, 2001, 2003, 2004, 2010, 2011, 2015, 2016, 2017, 2018 | | |
| SEC Tournament Record: 135-30 | | |

| NCAA TOURNAMENT | |
|--|--|
| NCAA Tournament Record: 130-55 | |
| NCAA Tournament Appearances (61) 1942, 1945, 1948, 1949, 1951, 1952, 1955, 1956, 1957, 1958, 1959, 1961, 1962, 1964, 1966, 1968, 1969, 1970, 1971, 1972, 1973, 1975, 1977, 1978, 1980, 1981, 1982, 1983, 1984, 1985, 1986, 1987, 1992, 1993, 1994, 1995, 1996, 1997, 1998, 1999, 2000, 2001, 2002, 2003, 2004, 2005, 2006, 2007, 2008, 2010, 2011, 2012, 2014, 2015, 2016, 2017, 2018, 2019, 2022, 2023, 2024 | |
| NCAA Championships (8) 1948, 1949, 1951, 1958, 1978, 1996, 1998, 2012 | |
| NCAA Championship Game Appearances (12) 1948, 1949, 1951, 1958, 1966, 1975, 1978, 1996, 1997, 1998, 2012, 2014 | |
| NCAA Final Fours (17) 1942, 1948, 1949, 1951, 1958, 1966, 1975, 1978, 1984, 1993, 1996, 1997, 1998, 2011, 2012, 2014, 2015 | |
| NCAA Regional Final or Elite Eights (38) 1942, 1945, 1948, 1949, 1951, 1952, 1956, 1957, 1958, 1961, 1962, 1966, 1968, 1970, 1972, 1973, 1975, 1977, 1978, 1983, 1984, 1986, 1992, 1993, 1995, 1996, 1997, 1998, 1999, 2002, 2003, 2005, 2010, 2011, 2012, 2014, 2015, 2017, 2019 | |
| NCAA Regional Semifinals or Sweet 16s (48) 1942, 1945, 1948, 1949, 1951, 1952, 1955, 1956, 1957, 1958, 1959, 1961, 1962, 1964, 1966, 1968, 1969, 1970, 1971, 1972, 1973, 1975, 1977, 1978, 1980, 1983, 1984, 1985, 1986, 1992, 1993, 1995, 1996, 1997, 1998, 1999, 2001, 2002, 2003, 2005, 2010, 2011, 2012, 2014, 2015, 2017, 2018, 2019 | |
| Helms National Titles (2) 1933, 1954 | |

| National Award Winners | |
|---|--|
| National Players of the Year (6) 1933 - Forest Sale (Helms) 1935 - Leroy Edwards (Helms) 1978 - Jack Givens (Helms) 2010 - John Wall (Adolph Rupp Trophy, Yahoo!, Rivals) 2012 - Anthony Davis (Adolph Rupp Trophy, AP, CBS, Basketball Times, Naismith, TSN, USBWA, Wooden) 2022 - Oscar Tshiebwe (AP, NABC, USBWA, Wooden, Naismith, CBS, TSN, USA Today, The Athletic) | |
| National Coaches of the Year (6, 12 times) 1959 - Adolph Rupp (UPI) 1966 - Adolph Rupp (UPI, USBWA, TSN) 1970 - Adolph Rupp (TSN) 1978 - Joe B. Hall (Kellogg's) 1986 - Eddie Sutton (AP, NABC) 1990 - Rick Pitino (Basketball Times) 1991 - Rick Pitino (Sporting News) 1998 - Tubby Smith (Basketball Weekly) 2003 - Tubby Smith (AP, NABA, USBWA, Naismith, Sporting News, CBS/Chevrolet, Basketball Times) 2005 - Tubby Smith (Jim Phelan Award) 2010 - John Calipari (Adolph Rupp Cup) 2015 - John Calipari (AP, Naismith, NABC, Sporting News, Adolph Rupp Cup) | |
| National Freshman of the Year (3) 2010 - John Wall (USBWA) 2012 - Anthony Davis (USBWA, TSN, CBS) 2024 - Reed Sheppard (USBWA, NABC) | |
| National Defensive Player of the Year (2) 2012 - Anthony Davis (NABC) 2015 - Willie Cauley-Stein (NABC, NBC) | |
| Naismith Hall of Fame (11) Adolph Rupp (1969), Cliff Hagan (1978), Frank Ramsey (1982), Dan Issel (1993), C.M. Newton (2000), Pat Riley (2008), Adrien Smith (2010), Rick Pitino (2013), John Calipari (2015), Eddie Sutton (2020) | |
| Consensus First-Team All Americans (22, 27 times) Basil Hayden (1921), Burgess Casey (1925), Forest Sale (1932, 1933), LeRoy Edwards (1935), Bob Brannum (1944), Ralph Beard (1947, 1948, 1949), Alex Groza (1947, 1949), Bill Spivey (1951), Cliff Hagan (1952, 1954), Johnny Cox (1959), Cotton Nash (1964), Dan Issel (1970), Kyle Macy (1980), Kenny Walker (1986), Jamal Mashburn (1993), Tony Delk (1996), Ron Mercer (1997), John Wall (2010), Anthony Davis (2012), Willie Cauley-Stein (2015), Tyler Ulis (2016), Oscar Tshiebwe (2022) | |
| Final Four MOPs (6, 7 times) Alex Gorza (1948, 1949), Bill Spivey (1951), Jack Givens (1978), Tony Delk (1996), Jeff Sheppard (1998), Anthony Davis (2012) | |

| SEC Award Winners | |
|--|--|
| SEC Players of the Year (16, 18 times) 1966 - Pat Riley (AP) 1972 - Tom Parker (AP) 1973 - Kevin Grevey (AP) 1975 - Kevin Grevey (AP) 1980 - Kyle Macy (AP, UPI) 1985 - Kenny Walker (AP, UPI) 1986 - Kenny Walker (AP, UPI) 1993 - Jamal Mashburn (Coaches, AP) 1996 - Tony Delk (Coaches, AP) 1997 - Ron Mercer (Coaches, AP) 2001 - Tayshaun Prince (Coaches, AP) 2003 - Keith Bogans (Coaches) 2010 - John Wall (Coaches, AP) 2012 - Anthony Davis (Coaches, AP) 2016 - Tyler Ulis (Coaches, AP) 2017 - Malik Monk (AP) 2020 - Immanuel Quickley (Coaches) 2022 - Oscar Tshiebwe (Coaches, AP) | |
| SEC Freshman of the Year (13) 2008 - Patrick Patterson (Coaches) 2010 - DeMarcus Cousins (Coaches) 2010 - John Wall (AP) 2011 - Terrence Jones (Cpaches, AP) 2012 - Anthony Davis (Coaches, AP) 2013 - Nerlens Noel (Coaches, AP) 2014 - Julius Randle (Coaches, AP) 2015 - Karl-Anthony Towns (Coaches, AP) 2017 - Malik Monk (Coaches, AP) 2018 - Kevin Knox (AP) 2019 - Tyler Herro (AP) 2019 - Keldon Johnson (Coaches) 2024 - Reed Sheppard (Coaches) | |
| SEC Coach of the Year (7, 23 times) 1964 - Adolph Rupp (AP, Coaches) 1966 - Adolph Rupp (AP, Coaches) 1968 - Adolph Rupp (AP, UPI, Coaches) 1969 - Adolph Rupp (UPI, Coaches) 1970 - Adolph Rupp (AP, UPI, Coaches) 1971 - Adolph Rupp (AP, UPI, Coaches) 1972 - (Adolph Rupp (Coaches) 1973 - Joe B. Hall (Coaches) | |
| 1975 - Joe B. Hall (AP, Coaches) 1978 - Joe B. Hall (Coaches) 1983 - Joe. B. Hall (Coaches) 1986 - Eddie Sutton (AP, UPI) 1990 - Rick Pitino (UPI) 1991 - Rick Pitino (AP) 1996 - Rick Pitino (AP, Coaches) 1998 - Tubby Smith (AP) 2003 - Tubby Smith (AP, Coaches) 2005 - Tubby Smith (AP, Coaches) 2008 - Billy Gillispie (Coaches) 2010 - John Calipari (AP) 2012 - John Calipari (AP, Coaches) 2015 - John Calipari (AP, Coaches) 2020 - John Calipari (Coaches) | |
| First Team All-SEC (68 players, 95 times) Most Recent - Antonio Reeves, 2024 | |
| SEC All-Freshman Team (48) Most Recent - Rob Dillingham, Reed Sheppard, D.J. Wagner, 2024 | |
| SEC Tournament MVPs (17 players, 18 times) 1979 - Kyle Macy 1982 - Dirk Minniefield 1988 - Rex Champman 1992 - Jamal Mashburn 1993 - Travis Ford 1994 - Travis Ford 1995 - Antoine Walker 1997 - Ron Mercer 1998 - Wayne Turner 1999 - Scott Padgett 2001 - Tayshaun Prince 2003 - Keith Bogans 2004 - Gerald Fitch 2010 - John Wall 2011 - Darius Miller 2015 - Willie Cauley-Stein 2017 - De'Aaron Fox 2018 - Shai Gilgeous-Alexander | |



RUPP ARENA AT CENTRAL BANK CENTER

| Year-by-Year Records | | |
|----------------------|--------|------------|
| Season | W-L | Percentage |
| 2024-25 | 3-0 | 1.000 |
| 2023-24 | 14-4 | .778 |
| 2022-23 | 14-4 | .778 |
| 2021-22 | 18-0 | 1.000 |
| 2020-21 | 5-6 | .455 |
| 2019-20 | 16-2 | .889 |
| 2018-19 | 17-1 | .944 |
| 2017-18 | 16-2 | .889 |
| 2016-17 | 15-2 | .882 |
| 2015-16 | 17-0 | 1.000 |
| 2014-15 | 19-0 | 1.000 |
| 2013-14 | 16-2 | .889 |
| 2012-13 | 16-2 | .889 |
| 2011-12 | 18-0 | 1.000 |
| 2010-11 | 15-0 | 1.000 |
| 2009-10 | 18-0 | 1.000 |
| 2008-09 | 12-6 | .667 |
| 2007-08 | 14-4 | .778 |
| 2006-07 | 14-2 | .875 |
| 2005-06 | 10-5 | .667 |
| 2004-05 | 14-1 | .933 |
| 2003-04 | 11-2 | .846 |
| 2002-03 | 12-1 | .923 |
| 2001-02 | 12-3 | .800 |
| 2000-01 | 11-1 | .917 |
| 1999-2000 | 14-0 | 1.000 |
| 1998-99 | 12-1 | .923 |
| 1997-98 | 9-3 | .750 |
| 1996-97 | 12-1 | .923 |
| 1995-96 | 13-0 | 1.000 |
| 1994-95 | 12-1 | .923 |
| 1993-94 | 13-1 | .929 |
| 1992-93 | 16-0 | 1.000 |
| 1991-92 | 15-2 | .882 |
| 1990-91 | 13-0 | 1.000 |
| 1989-90 | 13-2 | .867 |
| 1988-89 | 8-6 | .571 |
| 1987-88 | 14-2 | .875 |
| 1986-87 | 13-2 | .867 |
| 1985-86 | 18-0 | 1.000 |
| 1984-85 | 11-3 | .786 |
| 1983-84 | 16-0 | 1.000 |
| 1982-83 | 14-1 | .933 |
| 1981-82 | 15-1 | .938 |
| 1980-81 | 15-0 | 1.000 |
| 1979-80 | 12-3 | .800 |
| 1978-79 | 11-4 | .733 |
| 1977-78 | 16-0 | 1.000 |
| 1976-77 | 12-2 | .857 |
| Total | 664-85 | .887 |

Cats Rock at Rupp

The Wildcats are 664-85 (88.7%) in Rupp Arena. Among the most notable marks of dominance as the nation's toughest venue to play include:

- Kentucky is 358-51 (87.5%) in regular-season SEC games in Rupp
- The Wildcats set a program home record of 19 wins in 2014-15
- Kentucky has a perfect mark in 14 of Rupp Arena's 49 seasons

600 Wins at Rupp in Record Time

With a victory over Fairleigh Dickinson on Dec. 7, 2019, Kentucky reached the 600-win mark at Rupp Arena faster than any other program in NCAA Division I level history. UK needed just 670 games to reach win No. 600 in Rupp Arena.

It took UCLA, which previously owned the fastest pace to 600 wins, 689 games in Pauley Pavilion. Only one other team, Kansas, achieved win No. 600 in fewer than 700 games at its home venue. The Jayhawks reached the significant win in their 699th game.

New Court Design in 2024-25

A new basketball court is slated to come to Rupp Arena at Central Bank Center in 2024-25. It features the UK logo at midcourt and a contrasting wood stain outline of the State of Kentucky earlier this season. The updated court design also features perimeter borders painted Kentucky Blue with the Kentucky Wordmark on each baseline, the Rupp Arena at Central Bank Center logos on the wings and the Southeastern Conference logos in the lanes.

The Cawood's Court marker memorializing legendary radio play-by-play announcer Cawood Ledford remains at midcourt in front of the broadcast table on the opposite side from the team benches, and the UK logo with "Mr. Wildcat" honoring longtime manager Bill Keightley is still in front of the UK bench.

The Top-Ranked Team at Home

Kentucky has lost just four times at home as the Associated Press top-ranked team in the history of the program and just three times in Rupp Arena. Prior to the losses to Evansville (Nov. 12, 2019) and UCLA (Dec. 3, 2016), the other two losses came by just one point.

The Wildcats are 54-3 all-time as the AP No. 1 team in Rupp Arena since its opening in 1976. The first loss was to Auburn, 53-52, on Jan. 9, 1988.

Mark Pope in Rupp Arena

Mark Pope, the 23rd head coach in prgram history made his debut on Nov. 4, 2024 in a matchup with Wright State, a 103-62 win.

Prior to leading UK, he coached one time against the Cats inside of Rupp on the opposing sidelines. His Utah Valley squad held a 34-22 lead at halftime on Nov. 10, 2017, but ultimately UK would win 73-63 behind 13 points, four assists and four steals from future NBA All-Star Shai Gilgeous-Alexander.

As an active UK player, Pope's teams went 25-1 (96.2%) inside of Rupp Arena. In those 26 appearances, Pope's playing days produced:

- Kentucky averaged 89.8 points per game
- UK's average margin of victory was 25.3 points per game
- The Cats defeated four ranked squads, including one top 10 ranked foe
- Pope scored in every game in which he appeared, and averaged 8.2 points and 6.6 rebounds per game

| | |
|-------------------------|----------------------|
| Year Opened: | 1976 |
| First Game: | Nov. 27, 1976 |
| All-Time Record: | 664-85 (88.7%) |
| Record Under Mark Pope: | 3-0 (1.000%) |
| Current Capacity: | 20,500 |
| Record Crowd: | 24,479 (1/20/10) |
| Longest Win Streak: | 54 (11/9/10-12/1/12) |
| Current Win Streak: | 7 |

2024-25 Opponent Breakdown

Wright State (Nov. 4)
All-time games in Rupp Arena: 4
UK record in Rupp vs. WSU: 4-0
Last time in Rupp Arena: UK, 103-62 (11/4/24)

Bucknell (Nov. 9)
All-time games in Rupp Arena: 1
UK record in Rupp vs. Bucknell: 1-0
Last time in Rupp Arena: UK, 100-72 (11/9/24)

Lipscomb (Nov. 19)
All-time games in Rupp Arena: 3
UK record in Rupp vs. LU: 3-0
Last time in Rupp Arena: UK, 97-68 (11/19/24)

Jackson State (Nov. 22)
All-time games in Rupp Arena: 0
UK record in Rupp vs. JSU: 0-0
Last time in Rupp Arena: First Meeting

Western Kentucky (Nov. 24)
All-time games in Rupp Arena: 3
UK record in Rupp vs. WKU: 2-1
Last time in Rupp Arena: UK, 95-60 (12/22/21)

Georgia State (Nov. 29)
All-time games in Rupp Arena: 1
UK record in Rupp vs. GSU: 1-0
Last time in Rupp Arena: UK, 77-59 (11/26/04)

Colgate (Dec. 11)
All-time games in Rupp Arena: 0
UK record in Rupp vs. CU: 0-0
Last time in Rupp Arena: First Meeting

Louisville (Dec. 29)
All-time games in Rupp Arena: 21
UK record in Rupp vs. UofL: 17-4
Last time in Rupp Arena: UK, 86-63 (12/31/22)

Brown (Dec. 31)
All-time games in Rupp Arena: 0
UK record in Rupp vs. BU: 0-0
Last time in Rupp Arena: First Meeting

Florida (Jan. 4)
All-time games in Rupp Arena: 48
UK record in Rupp vs. UF: 38-10
Last time in Rupp Arena: UF, 94-91^{OT} (1/31/24)

Texas A&M (Jan. 14)
All-time games in Rupp Arena: 7
UK record in Rupp vs. TAMU: 5-2
Last time in Rupp Arena: UK, 76-67 (1/21/23)

Alabama (Jan. 18)
All-time games in Rupp Arena: 35
UK record in Rupp vs. UA: 29-6
Last time in Rupp Arena: UK, 117-95 (2/24/24)

Arkansas (Feb. 1)
All-time games in Rupp Arena: 19
UK record in Rupp vs. UA: 14-5
Last time in Rupp Arena: UK, 111-102 (3/2/24)

South Carolina (Feb. 8)
All-time games in Rupp Arena: 29
UK record in Rupp vs. SC: 26-3
Last time in Rupp Arena: SC, 71-68 (1/10/23)

Tennessee (Feb. 11)
All-time games in Rupp Arena: 48
UK record in Rupp vs. UT: 40-8
Last time in Rupp Arena: UT, 103-92 (2/3/24)

Vanderbilt (Feb. 19)
All-time games in Rupp Arena: 46
UK record in Rupp vs. VU: 43-3
Last time in Rupp Arena: UK, 93-77 (3/6/24)

Auburn (March 1)
All-time games in Rupp Arena: 33
UK record in Rupp vs. AU: 31-2
Last time in Rupp Arena: UK, 86-54 (2/25/23)

LSU (March 4)
All-time games in Rupp Arena: 35
UK record in Rupp vs. LSU: 29-6
Last time in Rupp Arena: UK, 74-71 (1/3/23)



HEAD COACH MARK POPE



Mark Pope, a captain of the University of Kentucky's 1996 National Championship team, has returned to Lexington as the 23rd head coach of Kentucky's storied men's basketball program.

Pope is a nine-year head coaching veteran with stops at BYU and Utah Valley, amassing a 187-108 career record prior to the start of his UK career. His squads won 20 or more games in six of the last seven seasons and he has made six postseason appearances.

"Mark Pope not only brings an impressive record in nine years as a head coach, but also a love of the University of Kentucky and a complete understanding of what our program means to the people of our state," UK AD Mitch Barnhart said at the time of Pope's hiring. "As a captain on the '96 championship team, Mark was a beloved and respected teammate. As a head coach, he is highly regarded nationally as an innovator. His teams run a unique and dynamic up-tempo offense and they get after it on defense. He is a strong recruiter with international ties and a person of integrity.

"He fully embraces our high expectations and standards and I know that as our fans get reacquainted with Mark, they will be eager to join him on what promises to be an

exciting ride."

Pope returns to UK from Provo, Utah, where he compiled a 110-52 record (.679) during five campaigns at the helm of BYU. He took the Cougars to three postseason appearances, including two trips to the NCAA Tournament, and missed another bid when the 2020 event was cancelled because of the Covid pandemic. Three of his five BYU teams finished the season ranked in the top 20 of the KenPom efficiency ratings.

"The University of Kentucky is the pinnacle of coaching in college basketball. It's the definition of blueblood program where hanging a banner is the expectation ever year," Pope said. "Equally as important, UK changed my life forever as a human being. The love and passion I have for this program, this University and the people of the Commonwealth goes to the depth of my soul.

"I'm thankful to Dr. (Eli) Capilouto and Mitch Barnhart for this opportunity. I'm proud to be your next head coach and I can't wait to do this together!"

Pope is coming off a 23-11 season in 2023-24. It was BYU's first season in the Big 12 Conference and the Cougars' 10-8 league record featured victories over No. 7 Kansas, No. 11 Baylor and No. 24 Iowa State. BYU's first win in the Big 12, on January 13 at Central Florida, also marked Pope's 100th victory as head coach of the Cougars.

The Cougars ranked third in the country with 11.1 made 3-pointers per game in 2023-24, and also ranked in the top 10 in assists per game (3rd) and assist-to-turnover ratio (6th). BYU led the Big 12 in scoring at 81.4 points per game. They were ranked as high as No. 12 in the AP Poll after going 12-1 in nonconference action, winning the Vegas Showdown, BYU's first multi-team event title since 2011. Pope was named to the 2024 Naismith College Coach of the Year Late Season Watch List for his efforts.

Pope's teams also hit the postseason in 2020-21, finishing with a 20-7 mark and making BYU's first appearance in the NCAA Tournament since 2015. The Cougars were 24-11 in 2021-22 and advanced to the quarterfinals of the National Invitation Tournament. The Cougars captured win No. 60 under Pope in January of '22, making him the fastest BYU coach to achieve the mark.

Pope began his head coaching stint at BYU in the 2019-20 season, tallying a 24-8 record, the most wins for a first-year coach in program history. He finished the season ranked No. 18 in the Associated Press poll and No. 16 in the USA Today/Coaches poll, becoming the first head coach at BYU to conclude the season with a national ranking in his first season. The Cougars finished second in the West Coast Conference with a 13-3 record. The Cougars also toppled No. 2-ranked Gonzaga, earning their best win over a ranked opponent inside their home venue in program history. The Covid pandemic prevented an almost-certain bid to the NCAA Tournament.

Pope's Cougars were statistically among the top offenses in the nation in '19-20. The Cougars finished the season ranked first in 3-point field goal percentage, second in assist-to-turnover ratio, third in field-goal percentage, fourth in 3-point field goals per game and fifth in assists per game.

Following his first season with the Cougars, Matt Norlander of CBS tabbed Pope as the best hire of the year. He was also awarded with the United States Basketball Writers Association District VIII Coach of the Year honor. He was a semifinalist for the Werner Ladder Naismith Coach of the Year.

Pope's first head coaching stint was a four-year term at Utah Valley. Beginning in 2015-16, the Wolverines increased their win total during every season of Pope's tenure, culminating in a 25-10 overall mark and a runner-up finish in the Western Athletic Conference in 2018-19. Utah Valley was 30-2 at home from 2017-19, and the 25 wins in 2019 were a single-season school record.

He began his collegiate playing career at the University of Washington, where he was tabbed the 1992 Pac-10 Freshman of the Year. After his sophomore season, he transferred to Kentucky, where he appeared in every game of his two-year career with the Wildcats. UK won the 1995 and '96 regular-season Southeastern Conference championships, the '95 SEC Tournament title and the 1996 NCAA Tournament. He averaged 7.9 points and 5.7 rebounds per game in 69 career games. Pope was named to the All-SEC Tournament Team in 1995, behind a pair of double-doubles in three games, including one in the title game that went to overtime.

Pope was selected in the second round of the 1996 NBA Draft by the Indiana Pacers. He played professional basketball from 1997-2005, including terms with Indiana, Milwaukee Bucks, New York Knicks and Denver Nuggets. In 2000-01, he started 45 games and helped the Bucks reach the Eastern Conference Finals.

Following his playing days, Pope enrolled in medical school at Columbia University and completed two years before returning to basketball. He joined Mark Fox's staff at Georgia in 2009. He then spent one season as an assistant coach for Jeff Bzdelik at Wake Forest and four seasons at BYU under Dave Rose. The Cougars posted four straight 20-win seasons and advanced to postseason play in each of those four years, including three bids to the NCAA Tournament. His success as an assistant at BYU was the springboard to become head coach at Utah Valley.

Pope and his wife, Lee Anne, have four daughters, Ella, Avery, Layla and Shay. He is a 1996 graduate of Kentucky with a degree in English.

PROFESSIONAL PLAYING CAREER

| | |
|------------------------|-----------|
| Anadolu Efes S.K..... | 1996-97 |
| Indiana Pacers | 1997-99 |
| La Crosse Bobcats..... | 1999 |
| Ulkerspor | 1999-2000 |
| Milwaukee Bucks..... | 2000-02 |
| New York Knicks | 2002-03 |
| Denver Nuggets..... | 2003-05 |

COACHING CAREER

| | |
|---|------------|
| Georgia, assistant director of operations ... | 2009-10 |
| Wake Forest, assistant coach | 2010-11 |
| BYU, assistant coach..... | 2011-15 |
| Utah Valley, head coach | 2015-19 |
| BYU, head coach | 2019-24 |
| Kentucky, head coach | 2024-pres. |

UTAH VALLEY, HEAD COACH

| | | | |
|---------|-------|------|-------------------|
| 2015-16 | 12-18 | .400 | |
| 2016-17 | 17-17 | .500 | CBI Semifinals |
| 2017-18 | 23-11 | .676 | CBI Quarterfinals |
| 2018-19 | 25-10 | .714 | CBI Quarterfinals |
| Totals: | 77-56 | .579 | |

BYU, HEAD COACH

| | | | |
|---------|--------|------|---------------------|
| 2019-20 | 24-8 | .750 | Postseason not held |
| 2020-21 | 20-7 | .741 | NCAA First Round |
| 2021-22 | 24-11 | .686 | NIT Quarterfinals |
| 2022-23 | 19-15 | .559 | |
| 2023-24 | 23-11 | .676 | NCAA First Round |
| Totals: | 110-52 | .679 | |

KENTUCKY, HEAD COACH

| | | | |
|---------|-----|-------|--|
| 2024-25 | 4-0 | 1.000 | |
| Totals: | 4-0 | 1.000 | |

OVERALL

| | |
|-------------------|----------------|
| 10TH SEASON | 191-108 (.630) |
|-------------------|----------------|



HEAD COACH MARK POPE

KENT

THE MARK POPE ERA

UCKY

KENTUCKY MEN'S BASKETBALL

"What a special day at the University of Kentucky. The leader, the captain of 'The Untouchables,' is coming home to lead the Wildcats. Mark Pope will go on to greatness; you can put it down ... What some of you don't realize is how good a basketball mind he has, how much a relentless recruiter he will be."



RICK PITINO

"I'm happy for Mark. He is going to be a great leader of men. He is a passionate coach that loves coaching young men. He was a great teammate and a better human being. All of the former players before him and the guys who played with him couldn't be more excited about the hire."



TONY DELK



THE MARK POPE ERA



"My first conversation with Mark Pope came early in the 2023-24 season after his BYU team got off to one of the best starts of anybody in college basketball. Ever since we started talking, it's been very clear that Mark is not just a great coach, but he's a fantastic human being. You will not find someone who has more pride for Kentucky Basketball than Mark. He knows that it's not just a program in Lexington — it is a lifestyle. Rick Pitino told me Mark is one of the greatest leaders he's ever coached, and when you hear those words from a Hall of Famer who prides himself on work ethic, that speaks for itself. Mark took BYU into the Big 12 and won at a high level in year one. They had one of the best offenses in the country and he has shown a good ability to develop players. No challenge is going to be too great for Mark because he's passionate, he works hard and he's a people person. I believe in Mark's upside and think that Big Blue Nation is going to have a lot to look forward to in the Pope Era in Lexington."



JOHN FRANKE

KENTUCKY

THE MARK POPE ERA



"Mark Pope is a terrific choice to lead the Kentucky basketball program. As a former player on a title team, Pope understands the magnitude of Kentucky and embraces it. Kentucky fans will love Pope's innovative offensive schemes and his passion."



JAY BILAS

"Mark Pope brings a tremendous amount of energy, passion and purpose to his alma mater Kentucky. Wildcat fans will surely be entertained by his up-tempo offensive style and his commitment to producing and developing shooters. Pope's engaging personality will make him a fan favorite as the community gets reacquainted to him in the coming months and year."



ANDY KATZ

"I got to know and watch Mark Pope coach two years ago at Battle4Atlantis. He is extremely smart, engaging, confident in who he is and the style of ball he coaches. He is creative and a players coach. His teams play hard, just like he did. He knows what that Kentucky jersey is all about and that's a huge deal in the Bluegrass state."



JIMMY DYKES

"Mark Pope is one of the rising stars in college basketball. He is very smart, personable and a tireless worker. Few, if any, coaches understand the magic of Kentucky basketball the way a former Wildcat captain and national champion does. Mark is back home."



FRAN FRASCHILLA

COACH POPE



"I want to congratulate Mark on his hiring at the University of Kentucky. Mark is one of the great young coaches in college basketball today and he will do an excellent job at UK. As a former Kentucky player, he understands Kentucky basketball and embraces the history and passion. He's a true Wildcat and I think that is important for the program. The Big Blue Nation will be very pleased and celebrate his arrival and tenure at UK. His team will play with the same passion, toughness, and energy as he did when he was a Wildcat. Mark is an absolutely excellent hire. He's a gracious person and proven winner. I'm so excited for him and his family."



TUBBY SMITH

Pope vs. All Opponents

| | | | | | | | | | | | |
|----------------------|-----|---------------------|-----|------------------|-----|---------------------|-----|------------------------|-----|------------------|-----|
| Antelope Valley | 2-0 | CSU Bakersfield | 4-6 | Iowa State | 1-1 | Nicholls | 1-0 | Seattle | 5-4 | Utah | 3-3 |
| Arizona | 0-1 | Dayton | 1-0 | Kansas | 1-1 | North Dakota | 2-0 | South Dakota | 0-1 | Utah State | 3-3 |
| Arizona State | 1-0 | Denver | 3-1 | Kansas City | 7-3 | Northern Arizona | 1-0 | Southeastern Louisiana | 1-0 | Utah Valley | 1-2 |
| Baylor | 1-1 | Duke | 1-1 | Kansas State | 1-1 | Northern Iowa | 1-0 | Southern Cal | 0-2 | Vanderbilt | 0-1 |
| Bellarmine | 1-0 | Duquesne | 0-1 | Kentucky | 0-1 | Oklahoma | 0-1 | Southern Utah | 1-1 | Virginia Tech | 1-0 |
| Benedictine (Mesa) | 1-0 | Eastern Oregon | 1-0 | Liberty | 1-0 | Oklahoma State | 1-1 | St. John's | 1-0 | Washington State | 0-2 |
| Bethesda | 1-0 | Eastern Washington | 1-0 | Lindenwood | 1-0 | Oral Roberts | 1-0 | TCU | 1-0 | Weber State | 7-1 |
| Boise State | 0-2 | Evansville | 1-0 | Lipscomb | 1-0 | Oregon | 1-0 | Texas | 1-0 | West Virginia | 1-0 |
| Bucknell | 1-0 | Fresno State | 2-0 | Long Beach State | 2-0 | Pacific | 6-1 | Texas Southern | 2-0 | Western Colorado | 1-0 |
| Butler | 0-1 | Georgia Southern | 1-0 | Louisville | 0-1 | Pepperdine | 7-2 | Texas Tech | 0-2 | Western Oregon | 1-0 |
| BYU | 1-3 | Georgia State | 1-0 | Loyola Marymount | 8-1 | Portland | 7-0 | UC Davis | 1-2 | Westminster | 4-0 |
| Cal State Fullerton | 2-1 | Gonzaga | 1-9 | Missouri State | 2-0 | Rice | 1-0 | UC Riverside | 2-0 | Wright State | 1-0 |
| Cal State Northridge | 1-0 | Grand Canyon | 2-8 | Montana State | 0-1 | Saint Mary's | 4-8 | UCF | 3-0 | Wyoming | 1-1 |
| California Baptist | 2-0 | Great Falls (Mont.) | 1-0 | Montana Tech | 3-0 | Sam Houston State | 2-0 | UCLA | 1-1 | | |
| Central Methodist | 1-0 | Hartford | 1-0 | Morgan State | 1-0 | San Diego | 4-0 | UNC Wilmington | 0-1 | | |
| Chicago State | 7-1 | Hawaii | 0-1 | NC State | 1-0 | San Diego Christian | 1-0 | UNLV | 1-0 | | |
| Cincinnati | 0-1 | Houston | 1-1 | Nevada | 1-0 | San Diego State | 3-2 | USF | 1-1 | | |
| Cleveland State | 1-0 | Houston Christian | 1-0 | New Mexico State | 2-6 | San Francisco | 5-5 | UT Rio Grande Valley | 8-0 | | |
| Creighton | 1-1 | Idaho State | 5-0 | New Orleans | 1-0 | Santa Clara | 1-3 | UTSA | 3-1 | | |



HEAD COACH MARK POPE

Career Highlights

BYU

- After being picked to finish last in its first season in the Big 12, Pope led the Cougars to a fifth-place finish with wins over No. 7 Kansas, No. 11 Baylor and No. 24 Iowa State
- 2024 Naismith College Coach of the Year Late Season Watch List
- The 2023-24 Cougars spent 16 weeks in the AP Top 25, the second-most appearances in school history
- One of four coaches in program history to win 20 or more games in first three seasons as head coach, joining G. Ott Romney, Roger Reid and Dave Rose
- Produced a 64-12 (.842) home record
- Led BYU to its first appearance in the NCAA Tournament since 2015 in 2021
- Named USBWA District VII Coach of the Year after leading BYU to a 24-8 record before COVID-19 canceled postseason play
- The 24 wins in his inaugural season was a program record
- Cougars ranked first in the nation in 3-point percentage in 2020, marking just the second time in program history that BYU ranked first nationally in any offensive statistic
- In 2023-24, BYU ranked second in the nation in 3-point attempts and third in made 3-pointers per game and assists per game
- Was the fastest coach to 60 wins in program history
- Became only the second coach in program history to earn an AP Top 25 ranking in his first season, and the first to finish the year among the top 25
- Downed No. 2 Gonzaga in 2020 at home, marking the highest-ranked foe ever defeated in the Marriott Center
- Four of his five BYU teams spent time in the AP Top 25. Prior to his hiring in 2019, BYU had not appeared in a single poll since the 2010-11 season

Utah Valley

- Increased total victories every season at the helm
- With 23 wins in 2017-18 and 25 in 2018-19, Pope guided the Wolverines to the first back-to-back 20-win seasons in program history
- The 25 wins in 2018-19 were the most ever in the program's history
- Coached the 2019 Western Athletic Conference Player and Freshman of the Year
- Utah Valley was 20-2 at home from 2017-19
- Led the Wolverines to 22 consecutive home wins from 2017-19. It was the nation's second-longest active home winning streak at the time and the longest in school history

Pope's Record When ...

| Seson | School | Overall | Home | Away | Neutral | Conf. | Conf. Tournament | Postseason |
|---------|-------------|---------|--------|-------|---------|-------|------------------|--------------|
| 2015-16 | Utah Valley | 12-18 | 7-8 | 5-9 | 0-1 | 6-8 | 0-1 | -- |
| 2016-17 | Utah Valley | 17-17 | 8-5 | 8-11 | 1-1 | 6-8 | 1-1 | 2-1 CBI |
| 2017-18 | Utah Valley | 23-11 | 16-1 | 6-9 | 1-1 | 10-4 | 1-1 | 1-1 CBI |
| 2018-19 | Utah Valley | 25-10 | 14-1 | 8-8 | 3-1 | 12-4 | 1-1 | 1-1 CBI |
| 2019-20 | BYU | 24-8 | 14-1 | 6-5 | 4-2 | 13-3 | 0-1 | 0-0* (COVID) |
| 2020-21 | BYU | 20-7 | 10-2 | 7-2 | 3-3 | 10-3 | 1-1 | 0-1 NCAA |
| 2021-22 | BYU | 24-11 | 14-3 | 6-5 | 4-3 | 9-6 | 1-1 | 2-1 NIT |
| 2022-23 | BYU | 19-15 | 12-4 | 2-7 | 5-4 | 7-9 | 2-1 | -- |
| 2023-24 | BYU | 23-11 | 16-2 | 3-7 | 4-2 | 10-8 | 1-1 | 0-1 NCAA |
| 2024-25 | Kentucky | 4-0 | 3-0 | 0-0 | 1-0 | 0-0 | 0-0 | -- |
| | at Kentucky | 4-0 | 3-0 | 0-0 | 1-0 | 0-0 | 0-0 | -- |
| | Total | 191-108 | 114-27 | 51-63 | 26-17 | 83-53 | 8-9 | 6-6 |

Statistical Snapshot Year-to-Year

| | KenPom O | KenPom D | Avg. Points Per Possession | 3-Point % | Made 3s Per Game |
|---------------------|----------|----------|----------------------------|-----------|------------------|
| Kentucky (24-25) | 13 | 35 | 1.260 | 41.8% | 11.5 |
| BYU (23-24) | 14 | 60 | 1.164 | 34.8% | 11.1 |
| BYU (22-23) | 103 | 52 | 1.048 | 34.0% | 8.1 |
| BYU (21-22) | 50 | 70 | 1.060 | 35.3% | 8.0 |
| BYU (20-21) | 23 | 30 | 1.087 | 37.3% | 8.7 |
| BYU (19-20) | 7 | 60 | 1.121 | 42.2% | 10.4 |
| Utah Valley (18-19) | 96 | 131 | 1.090 | 38.2% | 8.1 |
| Utah Valley (17-18) | 73 | 131 | 1.093 | 38.6% | 7.9 |
| Utah Valley (16-17) | 240 | 75 | 0.990 | 32.0% | 8.8 |
| Utah Valley (15-16) | 268 | 278 | 0.989 | 35.1% | 8.5 |

Pope Award Winners

| Player (School) | Honor |
|----------------------------|----------------------------------|
| Matt Haarms (BYU) | WCC Defensive Player of the Year |
| Wyatt Lowell (Utah Valley) | WAC Freshman of the Year |
| Jaxson Robinson (BYU) | Big 12 Sixth Man of the Year |
| Jake Toolson (Utah Valley) | WAC Player of the Year |
| (BYU) | WCC Newcomer of the Year |

Pope All-Conference Honors

| Player (School) | Team (Year) |
|--------------------------------|------------------|
| Brandon Averette (BYU) | Second (2021) |
| Alex Barcello (BYU) | First (2021) |
| | First (2022) |
| Yoeli Childs (BYU) | First (2020) |
| Marcel Davis (Utah Valley) | Second (2016) |
| Konner Frey (Utah Valley) | Freshman (2016) |
| Matt Haarms (BYU) | Second (2021) |
| Dallin Hall (BYU) | Freshman (2023) |
| TJ Haws (BYU) | First (2020) |
| Caleb Lohner (BYU) | Freshman (2022) |
| Akolda Manyang (Utah Valley) | Defensive (2018) |
| Isaac Neilson (Utah Valley) | Defensive (2017) |
| Kenneth Ogbe (Utah Valley) | First (2018) |
| Brandon Randolph (Utah Valley) | Second (2018) |
| Conner Toolson (Utah Valley) | Second (2018) |
| Jake Toolson (Utah Valley) | Freshman (2018) |
| | First (2019) |
| (BYU) | First (2020) |
| Fousseyni Traore (BYU) | Second (2023) |
| | Freshman (2022) |

Pope by the Numbers

- 1996 National Champion
- 114 Career home victories as a HC
- 41 Margin of first UK coaching victory, also the jersey number he wore as a UK player
- 23rd Coach in UK history
- 13 Players to earn first or second team all-conference honors
- 9 Teams to averaged 70.0+ points per game
- 6 20-win seasons
- 6 Postseason appearances



More than 20,000 fans were in attendance in Rupp Arena at Central Bank Center on April 14 when UK introduced Mark Pope as its 23rd head coach.





| 2024-25 SEASON/CAREER HIGHS* | | |
|--------------------------------|-----------------------------------|---------|
| Points | | |
| Season | 21, WRIGHT STATE (11/4/24) | |
| Career | 23, vs. North Carolina (12/20/23) | |
| Rebounds | | |
| Season | 6, vs. Duke (11/12/24) | |
| Career | 10, WEST VIRGINIA (1/17/24) | |
| Field Goals | | |
| Season | 8, WRIGHT STATE (11/4/24) | |
| Career | 9, ARKANSAS-PINE BLUFF (11/30/23) | |
| Field Goals Attempted | | |
| Season | 11, BUCKNELL (11/9/24) | |
| Career | 16, WEST VIRGINIA (1/17/24) | |
| 3-Point Field Goals | | |
| Season | 3, WRIGHT STATE (11/4/24) | |
| Career | 3, WRIGHT STATE (11/4/24) | |
| 3-Point Field Goals Attempted | | |
| Season | 4, BUCKNELL (11/9/24) | |
| Career | 4, 4x last BUCKNELL (11/9/24) | |
| Free Throws | | |
| Season | 5, vs. Duke (11/12/24) | |
| Career | 10, vs. North Carolina (12/20/23) | |
| Free Throws Attempted | | |
| Season | 6, vs. Duke (11/12/24) | |
| Career | 11, vs. North Carolina (12/20/23) | |
| Assists | | |
| Season | 3, vs. Duke (11/12/24) | |
| Career | 4, UTRGV (11/17/23) | |
| Steals | | |
| Season | 3, WRIGHT STATE (11/4/24) | |
| Career | 7, GREEN BAY (12/16/23) | |
| Blocked Shots | | |
| Season | 2, LIPSCOMB (11/19/24) | |
| Career | 2, 4x last LIPSCOMB (11/19/24) | |
| Minutes Played | | |
| Season | 31, vs. Duke (11/12/24) | |
| Career | 34, PROVIDENCE (12/5/23) | |
| MISCELLANEOUS | | |
| | 2024-25 | CAREER* |
| Dunks | 4 | 36 |
| Double-Figure Scoring Games | 4 | 26 |
| Double-Figure Rebounding Games | 0 | 0 |
| Games With Double-Double | 0 | 1 |
| Games Led UK in Scoring | 1 | 5 |
| Games Led UK in Rebounding | 0 | 2 |
| Games Led UK in Assists | 0 | 0 |
| Games Led UK in Steals | 3 | 32 |
| Games Led UK in Blocks | 2 | 12 |
| Games With 3+ Assists | 1 | 3 |
| Games With 3+ Blocks | 0 | 0 |
| Games With 3+ Steals | 1 | 12 |
| Games With 3+ Three-Pointers | 1 | 1 |
| *includes Oklahoma statistics | | |

- Scored in double figures for the fourth straight game with 14 points vs. Lipscomb in just 15 minutes of action
- Played a big part in Kentucky's upset win over No. 6 Duke, racking up 15 points, six rebounds, three assists and two steals. Logged a steal and the go-ahead free throws with 10 seconds left and sealed the victory with an offensive rebound off a missed free throw with five seconds remaining
- Was Kentucky's leading scorer in opening night win vs. Wright State, finishing with 21 points on 8-of-9 shooting. Buried a career-high three 3-pointers in the winning effort, while also snatching three steals
- Averaged 11.4 points, 3.8 rebounds and 1.5 steals at Oklahoma last season
- Helped Oklahoma win the 2023 Rady Children's Invitational with a last-second tip-in against USC in the Championship game and was an All-Tournament Team selection
- Scored career-high 23 points in matchup vs. North Carolina last season
- Was a four-star prospect by ESPN.com, 247Sports and Rivals out of high school
- Brother, Odafe, is a linebacker for the Baltimore Ravens

| Game-By-Game Statistics | | | | | | | | | | | | | | | | |
|-------------------------|-------|----|-----|------|------|-------|-------|------|-------|-------------|----|-----|----|-----|-----|-----|
| Opponent | Date | GS | Min | FG-A | Pct. | 3FG-A | Pct. | FT-A | Pct. | Off-Def-Tot | PF | Ast | TO | Blk | Stl | Pts |
| WRIGHT STATE | 11/4 | * | 27 | 8-9 | .889 | 3-3 | 1.000 | 2-2 | 1.000 | 0-3-3 | 2 | 1 | 0 | 1 | 3 | 21 |
| BUCKNELL | 11/9 | * | 19 | 4-11 | .364 | 0-4 | .000 | 2-3 | .667 | 1-4-5 | 1 | 1 | 0 | 0 | 2 | 10 |
| vs. Duke | 11/12 | * | 31 | 4-10 | .400 | 2-3 | .666 | 5-6 | .833 | 2-4-6 | 3 | 3 | 3 | 1 | 2 | 15 |
| LIPSCOMB | 11/19 | * | 15 | 5-6 | .833 | 1-1 | 1.000 | 3-4 | .750 | 1-3-4 | 2 | 1 | 1 | 2 | 0 | 14 |

| Career Statistics | | | | | | | | | | | | | | | | |
|-------------------|-------|-----------|---------|------|---------|------|---------|------|-----------------|-------|-----|----|-----|-----|-----|------|
| Year | GP-GS | Min-Avg | FG-FGA | Pct | 3FG-FGA | Pct | FT-FTA | Pct | Off-Def-Tot-Avg | PF-FO | Ast | TO | Blk | Stl | Pts | Avg |
| 2022-23 | 28-9 | 370-13.2 | 47-106 | .443 | 1-4 | .250 | 39-60 | .650 | 21-38-59-2.1 | 50-2 | 5 | 31 | 5 | 33 | 134 | 4.8 |
| 2023-24 | 32-28 | 797-24.9 | 136-276 | .493 | 20-53 | .377 | 72-112 | .643 | 29-91-120-3.8 | 76-0 | 32 | 57 | 14 | 47 | 364 | 11.4 |
| 2024-25 | 4-4 | 92-22.9 | 21-36 | .583 | 6-11 | .545 | 12-15 | .800 | 4-14-18-4.5 | 8-0 | 6 | 4 | 4 | 7 | 60 | 15.0 |
| Career | 64-41 | 1259-19.7 | 204-418 | .488 | 27-68 | .397 | 123-187 | .658 | 54-143-197-3.1 | 134-2 | 43 | 92 | 23 | 87 | 558 | 8.7 |

1

LAMONT BUTLER

Gr. | Guard | 6-2 | 204 | Moreno Valley, Calif. | San Diego State



| 2024-25 SEASON/CAREER HIGHS* | | |
|--------------------------------------|--|---------|
| Points | | |
| Season | 16, LIPSCOMB (11/19/24) | |
| Career | 23, 2x last WYOMING (1/23/24) | |
| Rebounds | | |
| Season | 5, WRIGHT STATE (11/4/24) | |
| Career | 10, COLORADO STATE (2/13/24) | |
| Field Goals | | |
| Season | 6, 2x last LIPSCOMB (11/19/24) | |
| Career | 10, WYOMING (1/23/24) | |
| Field Goals Attempted | | |
| Season | 12, WRIGHT STATE (11/4/24) | |
| Career | 15, 2x last at Colorado St. (1/30/24) | |
| 3-Point Field Goals | | |
| Season | 3, LIPSCOMB (11/19/24) | |
| Career | 5, at Wyoming (1/7/23) | |
| 3-Point Field Goals Attempted | | |
| Season | 3, 2x last LIPSCOMB (11/19/24) | |
| Career | 11, at Wyoming (1/7/23) | |
| Free Throws | | |
| Season | 2, 3x, last vs. Duke (11/12/24) | |
| Career | 5, 7x last vs. UAB (3/22/24) | |
| Free Throws Attempted | | |
| Season | 4, vs. Duke (11/12/24) | |
| Career | 8, 2x last vs. Utah State (3/15/24) | |
| Assists | | |
| Season | 5, WRIGHT STATE (11/4/24) | |
| Career | 7, 2x last CAL ST. FULLERTON (11/6/23) | |
| Steals | | |
| Season | 3, WRIGHT STATE (11/4/24) | |
| Career | 6, BYU (11/11/22) | |
| Blocked Shots | | |
| Season | 1, WRIGHT STATE (11/4/24) | |
| Career | 2, vs. UConn (3/28/24) | |
| Minutes Played | | |
| Season | 24, vs. Duke (11/12/24) | |
| Career | 40, vs. UNLV (3/14/24) | |
| MISCELLANEOUS | | |
| | 2024-25 | CAREER* |
| Dunks | 0 | 24 |
| Double-Figure Scoring Games | 2 | 45 |
| Double-Figure Rebounding Games | 0 | 1 |
| Games With Double-Double | 0 | 1 |
| Games Led UK in Scoring | 0 | 8 |
| Games Led UK in Rebounding | 0 | 2 |
| Games Led UK in Assists | 2 | 45 |
| Games Led UK in Steals | 2 | 51 |
| Games Led UK in Blocks | 1 | 7 |
| Games With 3+ Assists | 2 | 70 |
| Games With 3+ Blocks | 0 | 0 |
| Games With 3+ Steals | 1 | 23 |
| Games With 3+ Three-Pointers | 1 | 8 |
| *includes San Diego State statistics | | |

- Had a season-high 16 points, including a trio of 3s in the win over Lipscomb
- Led the team with four assists in upset over No. 6 Duke, also scoring nine points and grabbing three rebounds
- Collected 14 points, five assists and five rebounds in Kentucky debut vs. Wright State, while also registering three steals. Was team leader in both assists and steals in the contest
- Was a 1,000-point scorer and two-time Mountain West Defensive Player of the Year during four years with San Diego State
- Reached the National Championship game with SDSU in 2023, sending his team to the title game with a game-winning buzzer-beater in the Final Four against Florida Atlantic
- Finished Aztec career ranking No. 5 in program history in steals (183), No. 6 in conference victories (52), No. 9 in total victories (100) and No. 10 in assists (338)
- Honorable Mention All-Mountain West (2024), Third-Team All-Mountain West (2023)
- Three-time Mountain West All-Defensive Team
- 2023 NCAA All-Tournament Team
- Led team with seven assists in Blue-White preseason event
- Sister, Amani, played college basketball at Arizona and Seattle University

| Game-By-Game Statistics | | | | | | | | | | | | | | | | |
|-------------------------|-------|----|-----|------|------|-------|-------|------|-------|-------------|----|-----|----|-----|-----|-----|
| Opponent | Date | GS | Min | FG-A | Pct. | 3FG-A | Pct. | FT-A | Pct. | Off-Def-Tot | PF | Ast | TO | Blk | Stl | Pts |
| WRIGHT STATE | 11/4 | * | 22 | 6-12 | .500 | 0-2 | .000 | 2-3 | .667 | 1-4-5 | 2 | 5 | 1 | 1 | 3 | 14 |
| BUCKNELL | 11/9 | * | 19 | 2-6 | .333 | 0-1 | .000 | 2-2 | 1.000 | 1-0-1 | 2 | 1 | 2 | 0 | 0 | 6 |
| vs. Duke | 11/12 | * | 24 | 3-8 | .375 | 1-3 | .333 | 2-4 | .500 | 0-3-3 | 3 | 4 | 2 | 0 | 0 | 9 |
| LIPSCOMB | 11/19 | * | 17 | 6-8 | .750 | 3-3 | 1.000 | 1-2 | .500 | 1-0-1 | 2 | 1 | 0 | 0 | 1 | 16 |

| Career Statistics | | | | | | | | | | | | | | | | |
|-------------------|---------|-----------|---------|------|---------|------|---------|------|-----------------|-------|-----|-----|-----|-----|------|------|
| Year | GP-GS | Min-Avg | FG-FGA | Pct | 3FG-FGA | Pct | FT-FTA | Pct | Off-Def-Tot-Avg | PF-FO | Ast | TO | Blk | Stl | Pts | Avg |
| 2020-21 | 28-2 | 348-12.4 | 40-101 | .396 | 9-31 | .290 | 32-48 | .667 | 5-43-48-1.7 | 49-1 | 43 | 35 | 1 | 24 | 121 | 4.3 |
| 2021-22 | 27-25 | 685-25.4 | 70-179 | .391 | 23-70 | .329 | 34-44 | .773 | 11-46-57-2.1 | 67-1 | 57 | 53 | 4 | 46 | 197 | 7.3 |
| 2022-23 | 39-38 | 1011-25.9 | 128-304 | .421 | 40-117 | .342 | 49-67 | .731 | 17-88-105-2.7 | 106-1 | 126 | 79 | 4 | 57 | 345 | 8.8 |
| 2023-24 | 37-37 | 1017-27.5 | 128-304 | .421 | 32-106 | .302 | 57-96 | .594 | 21-74-95-2.6 | 83-2 | 112 | 55 | 9 | 56 | 345 | 9.3 |
| 2024-25 | 4-4 | 82-20.6 | 17-34 | .500 | 4-9 | .444 | 7-11 | .636 | 3-7-10-2.5 | 9-0 | 11 | 5 | 1 | 4 | 45 | 11.3 |
| TOTAL | 135-106 | 3145-23.3 | 383-922 | .415 | 108-333 | .324 | 179-266 | .673 | 57-258-315-2.3 | 314-5 | 349 | 227 | 19 | 187 | 1053 | 7.8 |



| 2024-25 Season/Career Highs* | | |
|---|----------------------------------|---------|
| Points | | |
| Season | 20, LIPSCOMB (11/19/24) | |
| Career | 28, DENVER (12/13/23) | |
| Rebounds | | |
| Season | 7, LIPSCOMB (11/19/24) | |
| Career | 8, vs. Loyola Marymount (3/4/23) | |
| Field Goals | | |
| Season | 6, 2x last LIPSCOMB (11/19/24) | |
| Career | 10, DENVER (12/13/23) | |
| Field Goals Attempted | | |
| Season | 14, BUCKNELL (11/9/24) | |
| Career | 19, DENVER (12/13/23) | |
| 3-Point Field Goals | | |
| Season | 3, LIPSCOMB (11/19/24) | |
| Career | 8, DENVER (12/13/23) | |
| 3-Point Field Goals Attempted | | |
| Season | 8, BUCKNELL (11/9/24) | |
| Career | 16, DENVER (12/13/23) | |
| Free Throws | | |
| Season | 5, LIPSCOMB (11/19/24) | |
| Career | 12, UCF (2/13/24) | |
| Free Throws Attempted | | |
| Season | 5, LIPSCOMB (11/19/24) | |
| Career | 13, UCF (2/13/24) | |
| Assists | | |
| Season | 3, WRIGHT STATE (11/4/24) | |
| Career | 6, at San Diego (1/7/23) | |
| Steals | | |
| Season | 2, BUCKNELL (11/9/24) | |
| Career | 4, WYOMING (12/30/23) | |
| Blocked Shots | | |
| Season | 2, vs. Duke (11/12/24) | |
| Career | 3, TEXAS (1/27/24) | |
| Minutes Played | | |
| Season | 27, vs. Duke (11/12/24) | |
| Career | 37, at Loyola Marymount (1/5/23) | |
| MISCELLANEOUS | | |
| | 2024-25 | CAREER* |
| Dunks | 1 | 12 |
| Double-Figure Scoring Games | 2 | 44 |
| Double-Figure Rebounding Games | 0 | 0 |
| Games With Double-Double | 0 | 0 |
| Games Led UK in Scoring | 1 | 17 |
| Games Led UK in Rebounding | 0 | 4 |
| Games Led UK in Assists | 0 | 5 |
| Games Led UK in Steals | 1 | 13 |
| Games Led UK in Blocks | 2 | 19 |
| Games With 3+ Assists | 1 | 18 |
| Games With 3+ Blocks | 0 | 1 |
| Games With 3+ Steals | 0 | 4 |
| Games With 3+ Three-Pointers | 1 | 27 |
| *includes BYU/Arkansas/Texas A&M statistics | | |

- Poured in a season-high 20 points, highlighted by three 3s in the win over Lipscomb
- Had 14 points, four rebounds and a pair of steals in the win over Bucknell
- Preseason Third Team All-SEC by the media and coaches
- Jersey Mike's Naismith Trophy Men's College Basketball Player of the Year preseason watch list
- Julius Erving Award Small Forward of the Year preseason watch list
- Wooden Award preseason watch list
- 2023-24 Big 12 Sixth Man of the Year and All-Big 12 Honorable Mention at BYU
- Was first bench player in BYU program history to lead the team in scoring, averging 14.2 points per game
- Scored 25 points in BYU's NCAA Tournament game against Duquesne
- Made at least one 3-pointer in each of the final 21 games of the 2023-24 season
- Had a career-high 28 points last December in win against Denver while knocking down a career-best eight 3s
- Four-star prospect out of high school by 247Sports, ESPN and Rivals

| Game-By-Game Statistics | | | | | | | | | | | | | | | | |
|-------------------------|-------|----|-----|------|------|-------|------|------|-------|-------------|----|-----|----|-----|-----|-----|
| Opponent | Date | GS | Min | FG-A | Pct. | 3FG-A | Pct. | FT-A | Pct. | Off-Def-Tot | PF | Ast | TO | Blk | Stl | Pts |
| WRIGHT STATE | 11/4 | * | 21 | 3-6 | .500 | 2-5 | .400 | 0-0 | .000 | 1-4-5 | 0 | 3 | 1 | 1 | 0 | 8 |
| BUCKNELL | 11/9 | * | 24 | 6-14 | .429 | 2-8 | .250 | 0-1 | .000 | 1-3-4 | 2 | 1 | 0 | 0 | 2 | 14 |
| vs. Duke | 11/12 | * | 27 | 0-4 | .000 | 0-3 | .000 | 1-3 | .333 | 0-1-1 | 1 | 0 | 1 | 2 | 1 | 1 |
| LIPSCOMB | 11/19 | * | 22 | 6-10 | .600 | 3-6 | .500 | 5-5 | 1.000 | 1-6-7 | 1 | 0 | 0 | 0 | 0 | 20 |

| Career Statistics | | | | | | | | | | | | | | | | |
|-------------------|--------|-----------|---------|------|---------|------|--------|-------|-----------------|-------|-----|-----|-----|-----|-----|------|
| Year | GP-GS | Min-Avg | FG-FGA | Pct | 3FG-FGA | Pct | FT-FTA | Pct | Off-Def-Tot-Avg | PF-FO | Ast | TO | Blk | Stl | Pts | Avg |
| 2020-21 | 14-4 | 135-9.6 | 11-31 | .355 | 8-28 | .286 | 0-1 | .000 | 4-11-15-1.1 | 10-0 | 4 | 5 | 1 | 3 | 30 | 2.1 |
| 2021-22 | 16-4 | 162-10.1 | 19-50 | .380 | 14-43 | .326 | 3-3 | 1.000 | 5-15-20-1.3 | 11-0 | 7 | 6 | 4 | 1 | 55 | 3.4 |
| 2022-23 | 33-30 | 928-28.1 | 102-264 | .386 | 61-178 | .343 | 17-25 | .680 | 12-85-97-2.9 | 53-1 | 61 | 48 | 17 | 26 | 282 | 8.5 |
| 2023-24 | 33-6 | 871-26.4 | 164-385 | .426 | 81-229 | .354 | 59-65 | .908 | 13-70-83-2.5 | 61-0 | 44 | 51 | 13 | 24 | 468 | 14.2 |
| 2024-25 | 4-4 | 94-23.6 | 15-34 | .441 | 7-22 | .318 | 6-9 | .667 | 3-14-17-4.3 | 4-0 | 4 | 2 | 3 | 3 | 43 | 10.8 |
| TOTAL | 100-48 | 2192-21.9 | 311-764 | .407 | 171-500 | .342 | 85-103 | .825 | 37-195-232-2.3 | 139-1 | 120 | 112 | 38 | 57 | 878 | 8.8 |



| 2024-25 SEASON/CAREER HIGHS* | | |
|--------------------------------|----------------------------------|---------|
| Points | | |
| Season | 20, BUCKNELL (11/9/24) | |
| Career | 22, at SMU (11/29/23) | |
| Rebounds | | |
| Season | 7, LIPSCOMB (11/19/24) | |
| Career | 10, at Toledo (3/16/22) | |
| Field Goals | | |
| Season | 7, 2x last BUCKNELL (11/9/24) | |
| Career | 8, at SMU (11/29/23) | |
| Field Goals Attempted | | |
| Season | 11, BUCKNELL (11/9/24) | |
| Career | 14, at La Salle (2/26/22) | |
| 3-Point Field Goals | | |
| Season | 6, BUCKNELL (11/9/24) | |
| Career | 6, 4x last at BUCKNELL (11/9/24) | |
| 3-Point Field Goals Attempted | | |
| Season | 8, BUCKNELL (11/9/24) | |
| Career | 10, GRAMBLING (12/2/23) | |
| Free Throws | | |
| Season | 3, LIPSCOMB (11/19/24) | |
| Career | 5, at George Mason (1/22/22) | |
| Free Throws Attempted | | |
| Season | 3, LIPSCOMB (11/19/24) | |
| Career | 5, at George Mason (1/22/22) | |
| Assists | | |
| Season | 2, 3x, last vs. Duke (11/12/24) | |
| Career | 5, at Fordham (1/10/23) | |
| Steals | | |
| Season | 1, BUCKNELL (11/9/24) | |
| Career | 3, 2x last LONGWOOD (12/30/23) | |
| Blocked Shots | | |
| Season | 1, vs. Duke (11/12/24) | |
| Career | 2, 3x last at Duquesne (1/12/24) | |
| Minutes Played | | |
| Season | 26, BUCKNELL (11/9/24) | |
| Career | 45, at Vanderbilt (3/20/22) | |
| MISCELLANEOUS | | |
| | 2024-25 | CAREER* |
| Dunks | 0 | 5 |
| Double-Figure Scoring Games | 3 | 41 |
| Double-Figure Rebounding Games | 0 | 1 |
| Games With Double-Double | 0 | 1 |
| Games Led UK in Scoring | 1 | 7 |
| Games Led UK in Rebounding | 0 | 8 |
| Games Led UK in Assists | 0 | 4 |
| Games Led UK in Steals | 0 | 11 |
| Games Led UK in Blocks | 0 | 8 |
| Games With 3+ Assists | 0 | 11 |
| Games With 3+ Blocks | 0 | 0 |
| Games With 3+ Steals | 0 | 2 |
| Games With 3+ Three-Pointers | 3 | 36 |
| *includes Dayton statistics | | |

- Drained all three attempts from distance en route to 12 points in win over Lipscomb
- Scored eight points and made two 3-pointers in upset over No. 6 Duke
- Poured in a team-high 20 points, highlighted by six 3s in the win over Bucknell. He also added six rebounds and a pair of assists
- Connected on all four 3-point attempts to finish with 18 points in season-opening win vs. Wright State. Went 7 of 8 from the field in the game
- Two-time Atlantic 10 Sixth Man of the Year during four years at Dayton (2022 and 2024), just the second player in league history to win the award two times
- Led the nation in 3-point percentage (.498) last season, the highest mark in the NCAA in six seasons
- Made 100 of 201 3s during the 2023-24 seasons, averaging a career-high 11.1 points per game and shooting 51.2% from the field
- Reached the second round of the NCAA Tournament with Dayton last season scoring 29 points combined in the Flyers' two tournament games

| Game-By-Game Statistics | | | | | | | | | | | | | | | | |
|-------------------------|-------|----|-----|------|------|-------|-------|------|-------|-------------|----|-----|----|-----|-----|-----|
| Opponent | Date | GS | Min | FG-A | Pct. | 3FG-A | Pct. | FT-A | Pct. | Off-Def-Tot | PF | Ast | TO | Blk | Stl | Pts |
| WRIGHT STATE | 11/4 | | 20 | 7-8 | .875 | 4-4 | 1.000 | 0-0 | .000 | 0-2-2 | 0 | 2 | 0 | 0 | 0 | 18 |
| BUCKNELL | 11/9 | | 26 | 7-11 | .636 | 6-8 | .750 | 0-0 | .000 | 1-5-6 | 1 | 2 | 0 | 0 | 1 | 20 |
| vs. Duke | 11/12 | | 21 | 3-5 | .600 | 2-4 | .500 | 0-0 | .000 | 0-5-5 | 3 | 2 | 0 | 1 | 0 | 8 |
| LIPSCOMB | 11/19 | | 23 | 3-6 | .500 | 3-3 | 1.000 | 3-3 | 1.000 | 0-7-7 | 0 | 1 | 0 | 0 | 0 | 12 |

| Career Statistics | | | | | | | | | | | | | | | | |
|-------------------|--------|-----------|---------|------|---------|------|--------|-------|-----------------|-------|-----|----|-----|-----|-----|------|
| Year | GP-GS | Min-Avg | FG-FGA | Pct | 3FG-FGA | Pct | FT-FTA | Pct | Off-Def-Tot-Avg | PF-FO | Ast | TO | Blk | Stl | Pts | Avg |
| 2020-21 | 17-3 | 239-14.1 | 16-40 | .400 | 11-31 | .355 | 6-9 | .667 | 2-29-31-1.8 | 9-0 | 7 | 10 | 3 | 2 | 49 | 2.9 |
| 2021-22 | 35-4 | 758-21.7 | 102-234 | .436 | 63-149 | .423 | 18-29 | .621 | 9-94-103-2.9 | 35-0 | 27 | 29 | 5 | 14 | 285 | 8.1 |
| 2022-23 | 28-10 | 740-26.4 | 66-182 | .363 | 50-135 | .370 | 7-7 | 1.000 | 7-86-93-3.3 | 31-0 | 47 | 25 | 7 | 9 | 189 | 6.8 |
| 2023-24 | 33-4 | 960-29.1 | 126-246 | .512 | 100-201 | .498 | 14-16 | .875 | 11-113-124-3.8 | 31-0 | 39 | 24 | 10 | 18 | 366 | 11.1 |
| 2024-25 | 4-0 | 90-22.6 | 20-30 | .667 | 15-19 | .789 | 3-3 | 1.000 | 1-19-20-5.0 | 4-0 | 7 | 0 | 1 | 1 | 58 | 14.5 |
| TOTAL | 117-21 | 2791-23.9 | 330-732 | .451 | 239-535 | .447 | 48-64 | .750 | 30-341-371-3.2 | 110-0 | 127 | 88 | 26 | 44 | 947 | 8.1 |

5

COLLIN CHANDLER

Fr. | Guard | 6-5 | 187 | Farmington, Utah | Farmington HS



| 2024-25 Season/Career Highs | | |
|--------------------------------|--------------------------------|---|
| Points | | |
| Season | 5, 2x last LIPSCOMB (11/19/24) | |
| Career | 5, 2x last LIPSCOMB (11/19/24) | |
| Rebounds | | |
| Season | 2, BUCKNELL (11/9/24) | |
| Career | 2, BUCKNELL (11/9/24) | |
| Field Goals | | |
| Season | 2, 2x last LIPSCOMB (11/19/24) | |
| Career | 2, 2x last LIPSCOMB (11/19/24) | |
| Field Goals Attempted | | |
| Season | 6, LIPSCOMB (11/19/24) | |
| Career | 6, LIPSCOMB (11/19/24) | |
| 3-Point Field Goals | | |
| Season | 1, BUCKNELL (11/9/24) | |
| Career | 1, BUCKNELL (11/9/24) | |
| 3-Point Field Goals Attempted | | |
| Season | 3, LIPSCOMB (11/19/24) | |
| Career | 3, LIPSCOMB (11/19/24) | |
| Free Throws | | |
| Season | 2, WRIGHT STATE (11/4/24) | |
| Career | 2, WRIGHT STATE (11/4/24) | |
| Free Throws Attempted | | |
| Season | 2, WRIGHT STATE (11/4/24) | |
| Career | 2, WRIGHT STATE (11/4/24) | |
| Assists | | |
| Season | 2, WRIGHT STATE (11/4/24) | |
| Career | 2, WRIGHT STATE (11/4/24) | |
| Steals | | |
| Season | 2, BUCKNELL (11/9/24) | |
| Career | 2, BUCKNELL (11/9/24) | |
| Blocked Shots | | |
| Season | - | |
| Career | - | |
| Minutes Played | | |
| Season | 16, LIPSCOMB (11/19/24) | |
| Career | 16, LIPSCOMB (11/19/24) | |
| MISCELLANEOUS | | |
| Dunks | 0 | 0 |
| Double-Figure Scoring Games | 0 | 0 |
| Double-Figure Rebounding Games | 0 | 0 |
| Games With Double-Double | 0 | 0 |
| Games Led UK in Scoring | 0 | 0 |
| Games Led UK in Rebounding | 0 | 0 |
| Games Led UK in Assists | 0 | 0 |
| Games Led UK in Steals | 2 | 2 |
| Games Led UK in Blocks | 0 | 0 |
| Games With 3+ Assists | 0 | 0 |
| Games With 3+ Blocks | 0 | 0 |
| Games With 3+ Steals | 0 | 0 |
| Games With 3+ Three-Pointers | 0 | 0 |

- Had five points, including a traditional 3-point play in the win over Lipscomb
- Tallied his first field goals, a 3-pointer and layup, in the win over Bucknell. He also added a pair of steals
- Made collegiate debut in season-opener vs. Wright State playing 15 minutes and recording two points and two assists
- Ranked as the No. 33 overall player in the class of 2023 by 247Sports, the No. 6 combo guard and the No. 1 player in the state of Utah
- Was named the 2022 Utah Gatorade Player of the Year
- Went on a two-year mission trip after high school
- Was initially committed to BYU before flipping his commitment to Kentucky when Mark Pope was hired at UK

| Game-By-Game Statistics | | | | | | | | | | | | | | | | |
|-------------------------|-------|----|-----|------|------|-------|------|------|-------|-------------|----|-----|----|-----|-----|-----|
| Opponent | Date | GS | Min | FG-A | Pct. | 3FG-A | Pct. | FT-A | Pct. | Off-Def-Tot | PF | Ast | TO | Blk | Stl | Pts |
| WRIGHT STATE | 11/4 | | 15 | 0-1 | .000 | 0-1 | .000 | 2-2 | 1.000 | 0-0-0 | 1 | 2 | 0 | 0 | 1 | 2 |
| BUCKNELL | 11/9 | | 11 | 2-3 | .667 | 1-2 | .500 | 0-0 | .000 | 0-2-2 | 0 | 0 | 2 | 0 | 2 | 5 |
| vs. Duke | 11/12 | | 2 | 0-0 | .000 | 0-0 | .000 | 0-0 | .000 | 0-0-0 | 0 | 0 | 0 | 0 | 0 | 0 |
| LIPSCOMB | 11/19 | | 16 | 2-6 | .333 | 0-3 | .000 | 1-1 | 1.000 | 0-0-0 | 0 | 1 | 1 | 0 | 1 | 5 |

| Career Statistics | | | | | | | | | | | | | | | | |
|-------------------|-------|---------|--------|------|---------|------|--------|-------|-----------------|-------|-----|----|-----|-----|-----|-----|
| Year | GP-GS | Min-Avg | FG-FGA | Pct | 3FG-FGA | Pct | FT-FTA | Pct | Off-Def-Tot-Avg | PF-FO | Ast | TO | Blk | Stl | Pts | Avg |
| 2024-25 | 4-0 | 44-11.1 | 4-10 | .400 | 1-6 | .167 | 3-3 | 1.000 | 0-2-2-0.5 | 1-0 | 3 | 3 | 0 | 4 | 12 | 3.0 |
| TOTAL | 4-0 | 44-11.1 | 4-10 | .400 | 1-6 | .167 | 3-3 | 1.000 | 0-2-2-0.5 | 1-0 | 3 | 3 | 0 | 4 | 12 | 3.0 |



| 2024-25 SEASON/CAREER HIGHS* | | |
|---|------------------------------------|---------|
| Points | | |
| Season | 17, vs. Duke (11/12/24) | |
| Career | 31, GEORGIA (3/24/24) | |
| Rebounds | | |
| Season | 6, vs. Duke (11/12/24) | |
| Career | 14, UTAH VALLEY (11/15/22) | |
| Field Goals | | |
| Season | 5, 2x, last vs. Duke (11/12/24) | |
| Career | 11, GEORGIA (3/24/24) | |
| Field Goals Attempted | | |
| Season | 8, vs. Duke (11/12/24) | |
| Career | 19, GEORGIA (3/24/24) | |
| 3-Point Field Goals | | |
| Season | 2, vs. Duke (11/12/24) | |
| Career | 3, 6x last LOUISVILLE (1/20/24) | |
| 3-Point Field Goals Attempted | | |
| Season | 3, vs. Duke (11/12/24) | |
| Career | 7, 3x last LOUISVILLE (1/20/24) | |
| Free Throws | | |
| Season | 5, vs. Duke (11/12/24) | |
| Career | 10, ELON (11/6/23) | |
| Free Throws Attempted | | |
| Season | 6, vs. Duke (11/12/24) | |
| Career | 11, ELON (11/6/23) | |
| Assists | | |
| Season | 3, 2x, last vs. Duke (11/12/24) | |
| Career | 6, at James Madison (1/29/22) | |
| Steals | | |
| Season | - | |
| Career | 4, 3x last JAMES MADISON (2/14/22) | |
| Blocked Shots | | |
| Season | 1, 2x, last vs. Duke (11/12/24) | |
| Career | 4, 2x last ELON (11/6/23) | |
| Minutes Played | | |
| Season | 30, vs. Duke (11/12/24) | |
| Career | 43, vs. LSU (11/19/23) | |
| MISCELLANEOUS | | |
| | 2024-25 | CAREER* |
| Dunks | 0 | 88 |
| Double-Figure | | |
| Scoring Games | 3 | 71 |
| Double-Figure | | |
| Rebounding Games | 0 | 15 |
| Games With | | |
| Double-Double | 0 | 11 |
| Games Led UK | | |
| in Scoring | 1 | 13 |
| Games Led UK | | |
| in Rebounding | 0 | 37 |
| Games Led UK | | |
| in Assists | 0 | 8 |
| Games Led UK | | |
| in Steals | 0 | 19 |
| Games Led UK | | |
| in Blocks | 0 | 59 |
| Games With | | |
| 3+ Assists | 2 | 20 |
| Games With | | |
| 3+ Blocks | 0 | 19 |
| Games With | | |
| 3+ Steals | 0 | 7 |
| Games With | | |
| 3+ Three-Pointers | 0 | 6 |
| *includes Wake Forest/Delaware statistics | | |

- Was instrumental in upset win over No. 6 Duke at the Champions Classic, leading the team with 17 points while also grabbing six rebounds and posting three assists. He was tabbed the SEC Player of the Week for his efforts
- Had 11 points, three boards and a block in the win over Bucknell
- Finished with 11 points and three assists against Wright State, one of three Wildcats to score in double figures and have at least three assists
- Played two seasons at Wake Forest and two seasons at Delaware, totaling more than 1,200 career points, 600 rebounds and 100 blocks
- Started all 68 games during his time with the Demon Deacons, averaging 12.1 points per game across two seasons
- Finished the 2023-24 season averaging a career-high 13.5 points per game to go along with 6.8 rebounds, 1.5 assists and 1.5 blocks
- Scored a career-high 31 points vs. Georgia in Wake's final game of the season in the NIT
- CAA All-Tournament Team in 2022 with Delaware, helping the Blue Hens secure a bid to the NCAA Tournament
- Father, Phillip, played basketball at Delaware

| Game-By-Game Statistics | | | | | | | | | | | | | | | | |
|-------------------------|-------|----|-----|------|------|-------|------|------|-------|-------------|----|-----|----|-----|-----|-----|
| Opponent | Date | GS | Min | FG-A | Pct. | 3FG-A | Pct. | FT-A | Pct. | Off-Def-Tot | PF | Ast | TO | Blk | Stl | Pts |
| WRIGHT STATE | 11/4 | * | 21 | 3-5 | .600 | 1-2 | .500 | 4-4 | 1.000 | 0-2-2 | 1 | 3 | 0 | 0 | 0 | 11 |
| BUCKNELL | 11/9 | * | 20 | 5-6 | .833 | 0-0 | .000 | 1-1 | 1.000 | 3-0-3 | 2 | 0 | 3 | 1 | 0 | 11 |
| vs. Duke | 11/12 | * | 30 | 5-8 | .625 | 2-3 | .666 | 5-6 | .833 | 2-4-6 | 2 | 3 | 2 | 1 | 0 | 17 |
| LIPSCOMB | 11/19 | * | 25 | 1-5 | .200 | 0-1 | .000 | 0-0 | .000 | 1-4-5 | 0 | 1 | 0 | 0 | 0 | 2 |

| Career Statistics | | | | | | | | | | | | | | | | |
|-------------------|---------|-----------|---------|------|---------|------|---------|------|-----------------|--------|-----|-----|-----|-----|------|------|
| Year | GP-GS | Min-Avg | FG-FGA | Pct | 3FG-FGA | Pct | FT-FTA | Pct | Off-Def-Tot-Avg | PF-FO | Ast | TO | Blk | Stl | Pts | Avg |
| 2020-21 | 15-10 | 379-25.3 | 44-98 | .449 | 8-28 | .286 | 27-33 | .818 | 18-36-54-3.6 | 39-1 | 27 | 23 | 13 | 6 | 123 | 8.2 |
| 2021-22 | 34-34 | 966-28.4 | 127-225 | .564 | 17-42 | .405 | 69-105 | .657 | 59-115-174-5.1 | 94-5 | 43 | 56 | 37 | 29 | 340 | 10.0 |
| 2022-23 | 33-33 | 1039-31.5 | 134-274 | .489 | 33-106 | .311 | 51-66 | .773 | 57-140-197-6.0 | 82-3 | 38 | 48 | 31 | 32 | 352 | 10.7 |
| 2023-24 | 35-35 | 1140-32.6 | 164-312 | .526 | 36-97 | .371 | 107-137 | .781 | 64-175-239-6.8 | 91-3 | 51 | 43 | 52 | 16 | 471 | 13.5 |
| 2024-25 | 4-4 | 95-23.8 | 14-24 | .583 | 3-6 | .500 | 10-11 | .909 | 6-10-16-4.0 | 5-0 | 7 | 5 | 2 | 0 | 41 | 10.3 |
| TOTAL | 121-116 | 3610-29.8 | 483-933 | .518 | 97-279 | .348 | 264-352 | .750 | 204-476-680-5.6 | 311-12 | 166 | 175 | 135 | 83 | 1327 | 11.0 |



| 2024-25 Season/Career Highs | | |
|-------------------------------|--------------------------------|--------|
| Points | | |
| Season | - | |
| Career | - | |
| Rebounds | | |
| Season | 1, 2x last BUCKNELL (11/9/24) | |
| Career | 1, 2x last BUCKNELL (11/9/24) | |
| Field Goals | | |
| Season | - | |
| Career | - | |
| Field Goals Attempted | | |
| Season | 1, 3x last LIPSCOMB (11/19/24) | |
| Career | 1, 3x last LIPSCOMB (11/19/24) | |
| 3-Point Field Goals | | |
| Season | - | |
| Career | - | |
| 3-Point Field Goals Attempted | | |
| Season | 1, 3x last LIPSCOMB (11/19/24) | |
| Career | 1, 3x last LIPSCOMB (11/19/24) | |
| Free Throws | | |
| Season | - | |
| Career | - | |
| Free Throws Attempted | | |
| Season | - | |
| Career | - | |
| Assists | | |
| Season | - | |
| Career | - | |
| Steals | | |
| Season | 1, BUCKNELL (11/9/24) | |
| Career | 1, BUCKNELL (11/9/24) | |
| Blocked Shots | | |
| Season | - | |
| Career | - | |
| Minutes Played | | |
| Season | 7, LIPSCOMB (11/19/24) | |
| Career | 7, LIPSCOMB (11/19/24) | |
| MISCELLANEOUS | | |
| | 2024-25 | CAREER |
| Dunks | 0 | 0 |
| Double-Figure | | |
| Scoring Games | 0 | 0 |
| Double-Figure | | |
| Rebounding Games | 0 | 0 |
| Games With | | |
| Double-Double | 0 | 0 |
| Games Led UK | | |
| in Scoring | 0 | 0 |
| Games Led UK | | |
| in Rebounding | 0 | 0 |
| Games Led UK | | |
| in Assists | 0 | 0 |
| Games Led UK | | |
| in Steals | 0 | 0 |
| Games Led UK | | |
| in Blocks | 0 | 0 |
| Games With | | |
| 3+ Assists | 0 | 0 |
| Games With | | |
| 3+ Blocks | 0 | 0 |
| Games With | | |
| 3+ Steals | 0 | 0 |
| Games With | | |
| 3+ Three-Pointers | 0 | 0 |

- Made collegiate debut in opening night win vs. Wright State
- Errupted for 12 points -- all off of 3-pointers -- in the second half of UK's exhibition win over Kentucky Wesleyan
- Played high school basketball at Harlan County, where he became the fifth all-time leading scorer in Kentucky high school basketball state history with 3,707 points
- Led Harlan County to state-runner up finish as a senior, scoring 32.3 points per game during the state tournament and hitting a Sweet 16 record 19 3-pointers
- Grandfather, Charles Bryant, played football at Kentucky from 1961-63

| Game-By-Game Statistics | | | | | | | | | | | | | | | | |
|-------------------------|-------|----|-----|------|------|-------|------|------|------|-------------|----|-----|----|-----|-----|-----|
| Opponent | Date | GS | Min | FG-A | Pct. | 3FG-A | Pct. | FT-A | Pct. | Off-Def-Tot | PF | Ast | TO | Blk | Stl | Pts |
| WRIGHT STATE | 11/4 | 4 | | 0-1 | .000 | 0-1 | .000 | 0-0 | .000 | 0-1-1 | 1 | 0 | 0 | 0 | 0 | 0 |
| BUCKNELL | 11/9 | 4 | | 0-1 | .000 | 0-1 | .000 | 0-0 | .000 | 0-1-1 | 1 | 0 | 1 | 0 | 1 | 0 |
| vs. Duke | 11/12 | | DNP | | | | | | | | | | | | | |
| LIPSCOMB | 11/19 | 7 | | 0-1 | .000 | 0-1 | .000 | 0-0 | .000 | 0-0-0 | 0 | 0 | 1 | 0 | 0 | 0 |

| Career Statistics | | | | | | | | | | | | | | | | |
|-------------------|-------|---------|--------|------|---------|------|--------|------|-----------------|-------|-----|----|-----|-----|-----|-----|
| Year | GP-GS | Min-Avg | FG-FGA | Pct | 3FG-FGA | Pct | FT-FTA | Pct | Off-Def-Tot-Avg | PF-FO | Ast | TO | Blk | Stl | Pts | Avg |
| 2024-25 | 3-0 | 15-4.8 | 0-3 | .000 | 0-3 | .000 | 0-0 | .000 | 0-2-2-0.7 | 2-0 | 0 | 2 | 0 | 1 | 0 | 0.0 |
| TOTAL | 3-0 | 15-4.8 | 0-3 | .000 | 0-3 | .000 | 0-0 | .000 | 0-2-2-0.7 | 2-0 | 0 | 2 | 0 | 1 | 0 | 0.0 |

10

BRANDON GARRISON

So. | Center | 6-10 | 245 | Oklahoma City | Oklahoma State



| 2024-25 SEASON/CAREER HIGHS* | | |
|-------------------------------------|--|---------|
| Points | | |
| Season | 8, 2x last LIPSCOMB (11/19/24) | |
| Career | 21, BYU (2/17/24) | |
| Rebounds | | |
| Season | 5, 2x last LIPSCOMB (11/19/24) | |
| Career | 10, 2x last S. CAROLINA ST. (12/31/23) | |
| Field Goals | | |
| Season | 4, 2x last LIPSCOMB (11/19/24) | |
| Career | 7, 2x last BYU (2/17/24) | |
| Field Goals Attempted | | |
| Season | 7, LIPSCOMB (11/19/24) | |
| Career | 9, KANSAS STATE (2/3/24) | |
| 3-Point Field Goals | | |
| Season | - | |
| Career | - | |
| 3-Point Field Goals Attempted | | |
| Season | 1, 2x last LIPSCOMB (11/19/24) | |
| Career | 1, 2x last LIPSCOMB (11/19/24) | |
| Free Throws | | |
| Season | 2, 2x last BUCKNELL (11/9/24) | |
| Career | 8, WEST VIRGINIA (1/27/24) | |
| Free Throws Attempted | | |
| Season | 2, 2x last BUCKNELL (11/9/24) | |
| Career | 12, BYU (2/17/24) | |
| Assists | | |
| Season | 5, WRIGHT STATE (11/4/24) | |
| Career | 6, ORAL ROBERTS (12/17/23) | |
| Steals | | |
| Season | 2, WRIGHT STATE (11/4/24) | |
| Career | 4, WEST VIRGINIA (1/27/24) | |
| Blocked Shots | | |
| Season | 2, LIPSCOMB (11/19/24) | |
| Career | 6, HOUSTON CHRISTIAN (11/24/23) | |
| Minutes Played | | |
| Season | 20, LIPSCOMB (11/19/24) | |
| Career | 38, BAYLOR (1/6/24) | |
| MISCELLANEOUS | | |
| | 2024-25 | CAREER* |
| Dunks | 2 | 24 |
| Double-Figure | | |
| Scoring Games | 0 | 10 |
| Double-Figure | | |
| Rebounding Games | 0 | 2 |
| Games With | | |
| Double-Double | 0 | 1 |
| Games Led UK | | |
| in Scoring | 0 | 2 |
| Games Led UK | | |
| in Rebounding | 0 | 12 |
| Games Led UK | | |
| in Assists | 1 | 4 |
| Games Led UK | | |
| in Steals | 0 | 9 |
| Games Led UK | | |
| in Blocks | 1 | 20 |
| Games With | | |
| 3+ Assists | 2 | 7 |
| Games With | | |
| 3+ Blocks | 0 | 8 |
| Games With | | |
| 3+ Steals | 0 | 1 |
| Games With | | |
| 3+ Three-Pointers | 0 | 0 |
| *includes Oklahoma State statistics | | |

- Had eight points, five boards and a pair of blocks vs. Lipscomb
- Tallied eight points, all in the second half, in comeback win over No. 6 Duke in the Champions Classic
- Contributed six points, five boards, three assists and a blocked shot in the win over Bucknell
- Scored six points and dished out a team-high-tying five assists vs. Wright State, while also snatching four boards and two steals
- Spent his freshman season at Oklahoma State, starting the final 29 games of the season and averaging 7.5 points to go with 5.3 rebounds
- Had 47 total blocks, the fifth-most ever by a Cowboy freshman
- Increased his production during conference play, averaging 9.9 points in Big 12 action, including three 20-point outings
- 2023 McDonald's High School All-American
- Ranked as high as No. 30 by Rivals as a high school prospect and was also inside the top 50 in rankings by 247Sports, ESPN and On3
- 2023 Gatorade and MaxPreps Player of the Year in the state of Oklahoma

| Game-By-Game Statistics | | | | | | | | | | | | | | | | |
|-------------------------|-------|----|-----|------|------|-------|------|------|-------|-------------|----|-----|----|-----|-----|-----|
| Opponent | Date | GS | Min | FG-A | Pct. | 3FG-A | Pct. | FT-A | Pct. | Off-Def-Tot | PF | Ast | TO | Blk | Stl | Pts |
| WRIGHT STATE | 11/4 | | 19 | 2-6 | .333 | 0-0 | .000 | 2-2 | 1.000 | 2-2-4 | 4 | 5 | 0 | 0 | 2 | 6 |
| BUCKNELL | 11/9 | | 19 | 2-6 | .333 | 0-1 | .000 | 2-2 | 1.000 | 3-2-5 | 1 | 3 | 0 | 1 | 0 | 6 |
| vs. Duke | 11/12 | | 18 | 4-5 | .800 | 0-0 | .000 | 0-0 | .000 | 1-3-4 | 3 | 2 | 1 | 1 | 1 | 8 |
| LIPSCOMB | 11/19 | | 20 | 4-7 | .571 | 0-1 | .000 | 0-0 | .000 | 2-3-5 | 3 | 1 | 1 | 2 | 0 | 8 |

| Career Statistics | | | | | | | | | | | | | | | | |
|-------------------|-------|----------|---------|------|---------|------|--------|-------|-----------------|-------|-----|----|-----|-----|-----|-----|
| Year | GP-GS | Min-Avg | FG-FGA | Pct | 3FG-FGA | Pct | FT-FTA | Pct | Off-Def-Tot-Avg | PF-FO | Ast | TO | Blk | Stl | Pts | Avg |
| 2023-24 | 32-29 | 721-22.5 | 91-159 | .572 | 0-0 | .000 | 59-91 | .648 | 43-125-168-5.3 | 89-3 | 47 | 52 | 47 | 26 | 241 | 7.5 |
| 2024-25 | 4-0 | 75-18.9 | 12-24 | .500 | 0-2 | .000 | 4-4 | 1.000 | 8-10-18-4.5 | 11-0 | 11 | 2 | 4 | 3 | 28 | 7.0 |
| TOTAL | 36-29 | 802-22.3 | 103-183 | .563 | 0-2 | .000 | 63-95 | .663 | 51-136-187-5.2 | 100-3 | 58 | 55 | 51 | 29 | 269 | 7.5 |

11

TRAVIS PERRY

Fr. | Guard | 6-1 | 178 | Eddyville, Ky. | Lyon County HS



| 2024-25 Season/Career Highs | | |
|--------------------------------|--------------------------------|--------|
| Points | | |
| Season | 2, LIPSCOMB (11/19/24) | |
| Career | 2, LIPSCOMB (11/19/24) | |
| Rebounds | | |
| Season | 2, WRIGHT STATE (11/4/24) | |
| Career | 2, WRIGHT STATE (11/4/24) | |
| Field Goals | | |
| Season | 1, LIPSCOMB (11/19/24) | |
| Career | 1, LIPSCOMB (11/19/24) | |
| Field Goals Attempted | | |
| Season | 3, LIPSCOMB (11/19/24) | |
| Career | 3, LIPSCOMB (11/19/24) | |
| 3-Point Field Goals | | |
| Season | - | |
| Career | - | |
| 3-Point Field Goals Attempted | | |
| Season | 1, 2x last LIPSCOMB (11/19/24) | |
| Career | 1, 2x last LIPSCOMB (11/19/24) | |
| Free Throws | | |
| Season | - | |
| Career | - | |
| Free Throws Attempted | | |
| Season | - | |
| Career | - | |
| Assists | | |
| Season | 1, BUCKNELL (11/9/24) | |
| Career | 1, BUCKNELL (11/9/24) | |
| Steals | | |
| Season | 1, BUCKNELL (11/9/24) | |
| Career | 1, BUCKNELL (11/9/24) | |
| Blocked Shots | | |
| Season | - | |
| Career | - | |
| Minutes Played | | |
| Season | 7, LIPSCOMB (11/19/24) | |
| Career | 7, LIPSCOMB (11/19/24) | |
| MISCELLANEOUS | | |
| | 2024-25 | CAREER |
| Dunks | 0 | 0 |
| Double-Figure Scoring Games | 0 | 0 |
| Double-Figure Rebounding Games | 0 | 0 |
| Games With Double-Double | 0 | 0 |
| Games Led UK in Scoring | 0 | 0 |
| Games Led UK in Rebounding | 0 | 0 |
| Games Led UK in Assists | 0 | 0 |
| Games Led UK in Steals | 0 | 0 |
| Games Led UK in Blocks | 0 | 0 |
| Games With 3+ Assists | 0 | 0 |
| Games With 3+ Blocks | 0 | 0 |
| Games With 3+ Steals | 0 | 0 |
| Games With 3+ Three-Pointers | 0 | 0 |
| | | |

- Scored his first points in the win over Lipscomb
- Made first college appearance vs. Wright State, playing the final 3:30 of the contest and grabbing two rebounds
- Picked up two steals in six minutes of action in exhibition victory over Minnesota State
- Played 15 minutes and contributed five points, five boards, three assists and a steal in the exhibition vs. Kentucky Wesleyan
- All-time leading scorer in Kentucky high school basketball history with 5,381 points while playing for Lyon County
- Won state championship with Lyon Country his senior year and was named Sweet 16 MVP
- 2024 Mr. Kentucky Basketball and two-time Gatorade State Player of the Year
- Four-star prospect ranked as high as No. 75 by Rivals and No. 77 by ESPN and 247Sports

| Game-By-Game Statistics | | | | | | | | | | | | | | | | |
|-------------------------|-------|----|-----|------|------|-------|------|------|------|-------------|----|-----|----|-----|-----|-----|
| Opponent | Date | GS | Min | FG-A | Pct. | 3FG-A | Pct. | FT-A | Pct. | Off-Def-Tot | PF | Ast | TO | Blk | Stl | Pts |
| WRIGHT STATE | 11/4 | | 4 | 0-2 | .000 | 0-1 | .000 | 0-0 | .000 | 1-1-2 | 0 | 0 | 0 | 0 | 0 | 0 |
| BUCKNELL | 11/9 | | 3 | 0-0 | .000 | 0-0 | .000 | 0-0 | .000 | 0-0-0 | 0 | 1 | 0 | 0 | 1 | 0 |
| vs. Duke | 11/12 | | DNP | | | | | | | | | | | | | |
| LIPSCOMB | 11/19 | | 7 | 1-3 | .333 | 0-1 | .000 | 0-0 | .000 | 0-0-0 | 2 | 0 | 1 | 0 | 0 | 2 |

| Career Statistics | | | | | | | | | | | | | | | | |
|-------------------|-------|---------|--------|------|---------|------|--------|------|-----------------|-------|-----|----|-----|-----|-----|------|
| Year | GP-GS | Min-Avg | FG-FGA | Pct | 3FG-FGA | Pct | FT-FTA | Pct | Off-Def-Tot-Avg | PF-FO | Ast | TO | Blk | Stl | Pts | Avg |
| 2024-25 | 3-0 | 13-4.5 | 1-5 | .200 | 0-2 | .000 | 0-0 | .000 | 1-1-2-0.7 | 2-0 | 1 | 1 | 0 | 1 | 2 | 0.7 |
| TOTAL | 3-0 | 13-4.5 | 1-5 | .200 | 0-2 | .000 | 0-0 | .000 | 1-1-2-0.7 | 2-0 | 1 | 1 | 0 | 1 | 2 | 0.7C |



| 2024-25 Season/Career Highs | | |
|--------------------------------|-----------------------------------|--------|
| Points | | |
| Season | - | |
| Career | - | |
| Rebounds | | |
| Season | - | |
| Career | - | |
| Field Goals | | |
| Season | - | |
| Career | - | |
| Field Goals Attempted | | |
| Season | - | |
| Career | - | |
| 3-Point Field Goals | | |
| Season | - | |
| Career | - | |
| 3-Point Field Goals Attempted | | |
| Season | - | |
| Career | - | |
| Free Throws | | |
| Season | - | |
| Career | - | |
| Free Throws Attempted | | |
| Season | - | |
| Career | - | |
| Assists | | |
| Season | - | |
| Career | - | |
| Steals | | |
| Season | - | |
| Career | - | |
| Blocked Shots | | |
| Season | - | |
| Career | - | |
| Minutes Played | | |
| Season | - | |
| Career | 1, 4x last at Vanderbilt (2/6/23) | |
| Miscellaneous | | |
| | 2024-25 | Career |
| Dunks | 0 | 0 |
| Double-Figure Scoring Games | 0 | 0 |
| Double-Figure Rebounding Games | 0 | 0 |
| Games With Double-Double | 0 | 0 |
| Games Led UK in Scoring | 0 | 0 |
| Games Led UK in Rebounding | 0 | 0 |
| Games Led UK in Assists | 0 | 0 |
| Games Led UK in Steals | 0 | 0 |
| Games Led UK in Blocks | 0 | 0 |
| Games With 3+ Assists | 0 | 0 |
| Games With 3+ Blocks | 0 | 0 |
| Games With 3+ Steals | 0 | 0 |
| Games With 3+ Three-Pointers | 0 | 0 |

- One of two returning members from the 2023-24 roster
- Appeared in four games as a sophomore last season seeing action against Marshall, Louisville, Illinois State and Vanderbilt
- Served as the captain for Sycamore High School his senior year and helped lead the team to the Greater Miami Conference Championship
- Was a summa cum laude graduate and National Merit Scholar Commended, a member of the National Honor Society and the Spanish National Honor Society

| Game-By-Game Statistics | | | | | | | | | | | | | | | | |
|-------------------------|------|-----|-----|------|------|-------|------|------|------|-------------|----|-----|----|-----|-----|-----|
| Opponent | Date | GS | Min | FG-A | Pct. | 3FG-A | Pct. | FT-A | Pct. | Off-Def-Tot | PF | Ast | TO | Blk | Stl | Pts |
| WRIGHT STATE | | DNP | | | | | | | | | | | | | | |
| BUCKNELL | | DNP | | | | | | | | | | | | | | |
| vs. Duke | | DNP | | | | | | | | | | | | | | |
| LIPSCOMB | | DNP | | | | | | | | | | | | | | |

| Career Statistics | | | | | | | | | | | | | | | | |
|-------------------|-------|---------|--------|------|---------|------|--------|------|-----------------|-------|-----|----|-----|-----|-----|-----|
| Year | GP-GS | Min-Avg | FG-FGA | Pct | 3FG-FGA | Pct | FT-FTA | Pct | Off-Def-Tot-Avg | PF-FO | Ast | TO | Blk | Stl | Pts | Avg |
| 2023-24 | 4-0 | 3.0-7 | 0-0 | .000 | 0-0 | .000 | 0-0 | .000 | 0-0-0-0.0 | 0-0 | 0 | 0 | 0 | 0 | 0 | 0.0 |
| Career | 4-0 | 3.0-7 | 0-0 | .000 | 0-0 | .000 | 0-0 | .000 | 0-0-0-0.0 | 0-0 | 0 | 0 | 0 | 0 | 0 | 0.0 |

15

ANSLEY ALMONOR

Sr. | Forward | 6-7 | 232 | Spring Valley, N.Y. | Fairleigh Dickinson



| 2024-25 SEASON/CAREER HIGHS* | | |
|--|---|---------|
| Points | | |
| Season | 11, WRIGHT STATE (11/4/24) | |
| Career | 30, at Le Moyne (2/24/24) | |
| Rebounds | | |
| Season | 4, BUCKNELL (11/9/24) | |
| Career | 10, at Buffalo (11/6/23) | |
| Field Goals | | |
| Season | 5, WRIGHT STATE (11/4/24) | |
| Career | 11, vs. Jacksonville (11/25/23) | |
| Field Goals Attempted | | |
| Season | 8, BUCKNELL (11/9/24) | |
| Career | 20, vs. Jacksonville (11/25/23) | |
| 3-Point Field Goals | | |
| Season | 2, BUCKNELL (11/9/24) | |
| Career | 6, 5x last at C. Connecticut (1/25/24) | |
| 3-Point Field Goals Attempted | | |
| Season | 6, BUCKNELL (11/9/24) | |
| Career | 12, 2x last at C. Connecticut (1/25/24) | |
| Free Throws | | |
| Season | 3, LIPSCOMB (11/19/24) | |
| Career | 9, at Stonehill (1/19/24) | |
| Free Throws Attempted | | |
| Season | 3, LIPSCOMB (11/19/24) | |
| Career | 9, at Stonehill (1/19/24) | |
| Assists | | |
| Season | 1, 2x, last vs. Duke (11/12/24) | |
| Career | 4, 5x last at Sacred Heart (2/22/24) | |
| Steals | | |
| Season | - | |
| Career | 2, 6x last LONG ISLAND (2/1/24) | |
| Blocked Shots | | |
| Season | 2, BUCKNELL (11/9/24) | |
| Career | 3, 3x last at Long Island (2/15/24) | |
| Minutes Played | | |
| Season | 14, BUCKNELL (11/9/24) | |
| Career | 39, at Long Island (2/15/24) | |
| MISCELLANEOUS | | |
| | 2024-25 | CAREER* |
| Dunks | 0 | 6 |
| Double-Figure | | |
| Scoring Games | 1 | 54 |
| Double-Figure | | |
| Rebounding Games | 0 | 1 |
| Games With | | |
| Double-Double | 0 | 0 |
| Games Led UK | | |
| in Scoring | 0 | 26 |
| Games Led UK | | |
| in Rebounding | 0 | 12 |
| Games Led UK | | |
| in Assists | 0 | 8 |
| Games Led UK | | |
| in Steals | 0 | 4 |
| Games Led UK | | |
| in Blocks | 1 | 35 |
| Games With | | |
| 3+ Assists | 0 | 15 |
| Games With | | |
| 3+ Blocks | 0 | 3 |
| Games With | | |
| 3+ Steals | 0 | 0 |
| Games With | | |
| 3+ Three-Pointers | 0 | 34 |
| *includes Fairleigh Dickinson statistics | | |

- Has made at least one 3-pointer in every game this season
- Tallied nine points and led the Cats with two blocks vs. Bucknell
- Was one of six Wildcats in double-figures in season-opening win over Wright State, finishing with 11 points on 5-of-7 shooting
- Spent first three seasons of college career at Fairleigh Dickinson where he was a 1,000-point scorer
- First-Team All-NEC in 2023-24 averaging 16.4 points per game and draining 93 3-pointers, tying a single-season FDU record and leading the conference in made threes
- Was the NEC's Most Improved Player, a Third Team All-NEC selection and a member of the NEC All-Tournament Team in 2022-23
- Was part of FDU team that became just the second-ever No. 16 seed to knock off a No. 1 seed in the NCAA Tournament as the Knights beat Purdue in the first round of the 2023 NCAA Tournament
- Made 180 threes while at Fairleigh Dickinson, the fourth most in program history

| Game-By-Game Statistics | | | | | | | | | | | | | | | | |
|-------------------------|-------|----|-----|------|------|-------|------|------|-------|-------------|----|-----|----|-----|-----|-----|
| Opponent | Date | GS | Min | FG-A | Pct. | 3FG-A | Pct. | FT-A | Pct. | Off-Def-Tot | PF | Ast | TO | Blk | Stl | Pts |
| WRIGHT STATE | 11/4 | | 13 | 5-7 | .714 | 1-3 | .333 | 0-0 | .000 | 0-2-2 | 1 | 1 | 0 | 0 | 0 | 11 |
| BUCKNELL | 11/9 | | 14 | 3-8 | .375 | 2-6 | .333 | 1-2 | .500 | 4-0-4 | 0 | 0 | 0 | 2 | 0 | 9 |
| vs. Duke | 11/12 | | 10 | 1-2 | .500 | 1-2 | .500 | 0-0 | .000 | 0-0-0 | 1 | 1 | 0 | 0 | 0 | 3 |
| LIPSCOMB | 11/19 | | 12 | 1-2 | .500 | 1-2 | .500 | 3-3 | 1.000 | 0-2-2 | 2 | 0 | 0 | 0 | 0 | 6 |

| Career Statistics | | | | | | | | | | | | | | | | |
|-------------------|-------|-----------|---------|------|---------|------|---------|------|-----------------|-------|-----|-----|-----|-----|------|------|
| Year | GP-GS | Min-Avg | FG-FGA | Pct | 3FG-FGA | Pct | FT-FTA | Pct | Off-Def-Tot-Avg | PF-FO | Ast | TO | Blk | Stl | Pts | Avg |
| 2021-22 | 24-4 | 232-9.7 | 30-63 | .476 | 12-35 | .343 | 11-15 | .733 | 12-29-41-1.7 | 23-0 | 6 | 9 | 4 | 3 | 83 | 3.5 |
| 2022-23 | 36-34 | 1003-27.9 | 173-399 | .434 | 75-197 | .381 | 68-79 | .861 | 53-119-172-4.8 | 106-4 | 49 | 60 | 24 | 20 | 489 | 13.6 |
| 2023-24 | 32-31 | 1025-32.0 | 178-408 | .436 | 93-236 | .394 | 76-95 | .800 | 28-134-162-5.1 | 72-0 | 54 | 50 | 22 | 15 | 525 | 16.4 |
| 2024-25 | 4-0 | 49-12.2 | 10-19 | .526 | 5-13 | .385 | 4-5 | .800 | 4-4-8-2.0 | 4-0 | 2 | 0 | 2 | 0 | 29 | 7.3 |
| TOTAL | 96-69 | 2309-24.1 | 391-889 | .440 | 185-481 | .385 | 159-194 | .820 | 97-286-383-4.0 | 205-4 | 111 | 119 | 52 | 38 | 1126 | 11.7 |

21

WALKER HORN

Jr. | Guard | 6-3 | 183 | Austin, Texas | Westlake HS



| 2024-25 SEASON/CAREER HIGHS | | |
|-------------------------------|--------------------------------------|---|
| Points | | |
| Season | - | |
| Career | - | |
| Rebounds | | |
| Season | - | |
| Career | 1, S. CAROLINA ST. (11/17/22) | |
| Field Goals | | |
| Season | - | |
| Career | - | |
| Field Goals Attempted | | |
| Season | - | |
| Career | 1, NORTH FLORIDA (11/23/22) | |
| 3-Point Field Goals | | |
| Season | - | |
| Career | - | |
| 3-Point Field Goals Attempted | | |
| Season | - | |
| Career | 1, NORTH FLORIDA (11/23/22) | |
| Free Throws | | |
| Season | - | |
| Career | - | |
| Free Throws Attempted | | |
| Season | - | |
| Career | - | |
| Assists | | |
| Season | - | |
| Career | 1, S. CAROLINA ST. (11/17/22) | |
| Steals | | |
| Season | - | |
| Career | - | |
| Blocked Shots | | |
| Season | - | |
| Career | - | |
| Minutes Played | | |
| Season | 1, WRIGHT STATE (11/4/24) | |
| Career | 2, 5x, last at Louisville (12/21/23) | |
| MISCELLANEOUS | | |
| 2024-25 | CAREER* | |
| Dunks | 0 | 0 |
| Double-Figure | | |
| Scoring Games | 0 | 0 |
| Double-Figure | | |
| Rebounding Games | 0 | 0 |
| Games With | | |
| Double-Double | 0 | 0 |
| Games Led UK | | |
| in Scoring | 0 | 0 |
| Games Led UK | | |
| in Rebounding | 0 | 0 |
| Games Led UK | | |
| in Assists | 0 | 0 |
| Games Led UK | | |
| in Steals | 0 | 0 |
| Games Led UK | | |
| in Blocks | 0 | 0 |
| Games With | | |
| 3+ Assists | 0 | 0 |
| Games With | | |
| 3+ Blocks | 0 | 0 |
| Games With | | |
| 3+ Steals | 0 | 0 |
| Games With | | |
| 3+ Three-Pointers | 0 | 0 |

- Played final minute in win over Wright State to begin the season
- Contributed an assist against Minnesota State in exhibition win
- Dished out an assist and snared a steal in two minutes of exhibition vs. Kentucky Wesleyan
- One of two returning members from the 2023-24 roster
- Has appeared in eight games in college career including four last season
- Son of Darrin Horn, the current head men's basketball coach at Northern Kentucky University
- State semifinalist at Westlake as a senior, helping team to a 38-2 record while averaging 9.3 points, 5.2 assists and 2.4 rebounds
- Graduated high school cum laude and was a recipient of a Kentucky Provost Academic Scholarship

| Game-By-Game Statistics | | | | | | | | | | | | | | | | |
|-------------------------|------|----|-----|------|------|-------|------|------|------|-------------|----|-----|----|-----|-----|-----|
| Opponent | Date | GS | Min | FG-A | Pct. | 3FG-A | Pct. | FT-A | Pct. | Off-Def-Tot | PF | Ast | TO | Blk | Stl | Pts |
| WRIGHT STATE | 11/4 | | 1 | 0-0 | .000 | 0-0 | .000 | 0-0 | .000 | 0-0-0 | 0 | 0 | 0 | 0 | 0 | 0 |
| BUCKNELL | | | DNP | | | | | | | | | | | | | |
| vs. Duke | | | DNP | | | | | | | | | | | | | |
| LIPSCOMB | | | DNP | | | | | | | | | | | | | |

| Career Statistics | | | | | | | | | | | | | | | | |
|-------------------|-------|---------|--------|------|---------|------|--------|------|-----------------|-------|-----|----|-----|-----|-----|-----|
| Year | GP-GS | Min-Avg | FG-FGA | Pct | 3FG-FGA | Pct | FT-FTA | Pct | Off-Def-Tot-Avg | PF-FO | Ast | TO | Blk | Stl | Pts | Avg |
| 2022-23 | 4-0 | 8-2.0 | 0-1 | .000 | 0-1 | .000 | 0-0 | .000 | 0-1-1-0.3 | 1-0 | 1 | 4 | 0 | 0 | 0 | 0.0 |
| 2023-24 | 4-0 | 3-0.8 | 0-0 | .000 | 0-0 | .000 | 0-0 | .000 | 0-0-0-0.0 | 0-0 | 0 | 0 | 0 | 0 | 0 | 0.0 |
| 2024-25 | 1-0 | 1-1.1 | 0-0 | .000 | 0-0 | .000 | 0-0 | .000 | 0-0-0-0.0 | 0-0 | 0 | 0 | 0 | 0 | 0 | 0.0 |
| TOTAL | 9-0 | 12-1.4 | 0-1 | .000 | 0-1 | .000 | 0-0 | .000 | 0-1-1-0.1 | 1-0 | 1 | 4 | 0 | 0 | 0 | 0.0 |



| 2024-25 SEASON/CAREER HIGHS* | | |
|--------------------------------|--|---------|
| Points | | |
| Season | 13, BUCKNELL (11/9/24) | |
| Career | 23, at Elon (1/28/23) | |
| Rebounds | | |
| Season | 14, BUCKNELL (11/9/24) | |
| Career | 19, UNC WILMINGTON (2/24/22) | |
| Field Goals | | |
| Season | 5, 2x last BUCKNELL (11/9/24) | |
| Career | 9, 2x last at Col. of Charleston (2/10/24) | |
| Field Goals Attempted | | |
| Season | 12, vs. Duke (11/12/24) | |
| Career | 18, at College of Charleston (2/10/24) | |
| 3-Point Field Goals | | |
| Season | - | |
| Career | 1, 8x last vs. Villanova (12/2/23) | |
| 3-Point Field Goals Attempted | | |
| Season | - | |
| Career | 3, at Northeastern (1/14/23) | |
| Free Throws | | |
| Season | 4, vs. Duke (11/12/24) | |
| Career | 9, 2x last MONMOUTH (1/18/24) | |
| Free Throws Attempted | | |
| Season | 6, WRIGHT STATE (11/4/24) | |
| Career | 13, MONMOUTH (1/18/24) | |
| Assists | | |
| Season | 3, WRIGHT STATE (11/4/24) | |
| Career | 6, PENN ST.-GR. ALLEGHENY (12/18/23) | |
| Steals | | |
| Season | 1, WRIGHT STATE (11/4/24) | |
| Career | 4, 2x last LAFAYETTE (11/30/22) | |
| Blocked Shots | | |
| Season | 2, 2x last LIPSCOMB (11/19/24) | |
| Career | 6, 3x last at Old Dominion (11/26/23) | |
| Minutes Played | | |
| Season | 20, 4x, last LIPSCOMB (11/19/24) | |
| Career | 35, 2x last TOWSON (2/11/23) | |
| MISCELLANEOUS | | |
| | 2024-25 | CAREER* |
| Dunks | 6 | 94 |
| Double-Figure Scoring Games | 3 | 66 |
| Double-Figure Rebounding Games | 3 | 33 |
| Games With Double-Double | 2 | 26 |
| Games Led UK in Scoring | 0 | 27 |
| Games Led UK in Rebounding | 4 | 66 |
| Games Led UK in Assists | 1 | 17 |
| Games Led UK in Steals | 0 | 35 |
| Games Led UK in Blocks | 3 | 79 |
| Games With 3+ Assists | 1 | 28 |
| Games With 3+ Blocks | 0 | 29 |
| Games With 3+ Steals | 0 | 6 |
| Games With 3+ Three-Pointers | 0 | 0 |
| *includes Drexel statistics | | |

- Registered his third game with double-digit boards, snaring 11 and adding nine points in the win over Lipscomb
- Had a team-best eight rebounds, while also scoring 10 points and swatting two shots in win over No. 6 Duke
- Notched a second double-double with 13 points and 14 rebounds in the win over Bucknell
- Registered a double-double in UK debut, going for 12 points and 13 rebounds vs. Wright State
- Had 12 points, a team-high-tying six assists, five rebounds and a blocked shot in 20 minutes vs. Kentucky Wesleyan
- Scored 15 points and had six rebounds in Blue-White preseason event
- Played four seasons at Drexel where he was the first ever player to be named CAA Defensive Player of the Year in three straight seasons (2022, 2023, 2024) and a 1,000-point scorer
- First Team All-CAA in 2023-24 after averaging 12.2 points, 7.8 rebounds and 1.8 blocks
- First Team All-CAA pick in 2022-23 when he averaged a career-best 13.7 points per game to go along with 69 assists, 67 blocks and 41 steals
- Finished Drexel career with 186 blocks, fifth all-time in school history
- Third Team All-CAA in 2021-22 as a sophomore

| Game-By-Game Statistics | | | | | | | | | | | | | | | | |
|-------------------------|-------|----|-----|------|------|-------|------|------|------|-------------|----|-----|----|-----|-----|-----|
| Opponent | Date | GS | Min | FG-A | Pct. | 3FG-A | Pct. | FT-A | Pct. | Off-Def-Tot | PF | Ast | TO | Blk | Stl | Pts |
| WRIGHT STATE | 11/4 | * | 20 | 5-6 | .833 | 0-0 | .000 | 2-6 | .333 | 1-12-13 | 2 | 3 | 4 | 1 | 1 | 12 |
| BUCKNELL | 11/9 | * | 20 | 5-8 | .625 | 0-0 | .000 | 3-5 | .600 | 5-9-14 | 1 | 2 | 5 | 1 | 0 | 13 |
| vs. Duke | 11/12 | * | 20 | 3-12 | .250 | 0-0 | .000 | 4-5 | .800 | 3-5-8 | 0 | 2 | 1 | 2 | 0 | 10 |
| LIPSCOMB | 11/19 | * | 20 | 4-5 | .800 | 0-0 | .000 | 1-3 | .333 | 3-8-11 | 1 | 2 | 2 | 2 | 0 | 9 |

| Career Statistics | | | | | | | | | | | | | | | | |
|-------------------|--------|-----------|---------|------|---------|------|---------|------|-----------------|-------|-----|-----|-----|-----|------|------|
| Year | GP-GS | Min-Avg | FG-FGA | Pct | 3FG-FGA | Pct | FT-FTA | Pct | Off-Def-Tot-Avg | PF-FO | Ast | TO | Blk | Stl | Pts | Avg |
| 2020-21 | 15-0 | 60-4.0 | 6-14 | .429 | 0-2 | .000 | 4-7 | .571 | 2-13-15-1.0 | 8-0 | 9 | 5 | 5 | 1 | 16 | 1.1 |
| 2021-22 | 28-17 | 577-20.6 | 98-188 | .521 | 3-6 | .500 | 67-106 | .632 | 63-141-204-7.3 | 56-2 | 31 | 51 | 57 | 17 | 266 | 9.5 |
| 2022-23 | 30-30 | 820-27.3 | 156-298 | .523 | 4-15 | .267 | 94-155 | .606 | 64-200-264-8.8 | 51-0 | 69 | 86 | 67 | 41 | 410 | 13.7 |
| 2023-24 | 32-32 | 731-22.8 | 139-269 | .517 | 1-3 | .333 | 110-168 | .655 | 79-170-249-7.8 | 45-0 | 62 | 76 | 57 | 27 | 389 | 12.2 |
| 2024-25 | 4-4 | 80-19.9 | 17-31 | .548 | 0-0 | .000 | 10-19 | .526 | 12-34-46-11.5 | 4-0 | 9 | 12 | 6 | 1 | 44 | 11.0 |
| TOTAL | 109-83 | 2271-20.8 | 416-800 | .520 | 8-26 | .308 | 285-455 | .626 | 220-558-778-7.1 | 164-2 | 180 | 230 | 192 | 87 | 1125 | 10.3 |



| 2024-25 Season/Career Highs* | | |
|--|--|---------|
| Points | | |
| Season | 6, 2x, last vs. Duke (11/12/24) | |
| Career | 25, at Kansas State (2/26/24) | |
| Rebounds | | |
| Season | 4, BUCKNELL (11/9/24) | |
| Career | 11, SOUTHERN (11/11/22) | |
| Field Goals | | |
| Season | 2, 2x, last vs. Duke (11/12/24) | |
| Career | 8, 2x last at Kansas State (2/26/24) | |
| Field Goals Attempted | | |
| Season | 9, vs. Duke (11/12/24) | |
| Career | 20, at Kansas State (2/26/24) | |
| 3-Point Field Goals | | |
| Season | 2, 2x, last vs. Duke (11/12/24) | |
| Career | 7, at Utah (2/24/22) | |
| 3-Point Field Goals Attempted | | |
| Season | 7, vs. Duke (11/12/24) | |
| Career | 15, vs. UMass (12/16/23) | |
| Free Throws | | |
| Season | - | |
| Career | 6, 3x last at Arizona State (12/31/22) | |
| Free Throws Attempted | | |
| Season | - | |
| Career | 7, at Arizona State (12/31/22) | |
| Assists | | |
| Season | 12, BUCKNELL (11/9/24) | |
| Career | 12, 2x last BUCKNELL (11/9/24) | |
| Steals | | |
| Season | 1, 2x last LIPSCOMB (11/19/24) | |
| Career | 4, vs. Michigan (11/21/21) | |
| Blocked Shots | | |
| Season | 1, BUCKNELL (11/9/24) | |
| Career | 1, 6x last BUCKNELL (11/9/24) | |
| Minutes Played | | |
| Season | 21, BUCKNELL (11/9/24) | |
| Career | 40, at Kansas State (2/26/24) | |
| MISCELLANEOUS | | |
| | 2024-25 | CAREER* |
| Dunks | 0 | 0 |
| Double-Figure | | |
| Scoring Games | 0 | 47 |
| Double-Figure | | |
| Rebounding Games | 0 | 2 |
| Games With | | |
| Double-Double | 0 | 4 |
| Games Led UK | | |
| in Scoring | 0 | 10 |
| Games Led UK | | |
| in Rebounding | 0 | 3 |
| Games Led UK | | |
| in Assists | 3 | 61 |
| Games Led UK | | |
| in Steals | 1 | 23 |
| Games Led UK | | |
| in Blocks | 0 | 0 |
| Games With | | |
| 3+ Assists | 2 | 77 |
| Games With | | |
| 3+ Blocks | 0 | 0 |
| Games With | | |
| 3+ Steals | 0 | 5 |
| Games With | | |
| 3+ Three-Pointers | 0 | 42 |
| *includes Arizona/West Virginia statistics | | |

- Hit a pair of 3-point shots to help Wildcats defeat No. 6 Duke in Champions Classic
- Drained a pair of 3s to couple with a game-high and career-high-tying 12 assists against Bucknell
- Shared team lead with five assists in season-opener vs. Wright State
- Played at West Virginia in 2023-24, averaging 11.0 points and 4.7 assists per game while hitting 61 3s at a 42.4% clip
- Played first three seasons of college career at Arizona
- Led the Pac-12 in total assists in back-to-back seasons (2022 and 2023), the first Pac-12 player to do so since Brandon Granville of USC in 2000 and 2001
- Had two triple-doubles while at Arizona, one of five players in Pac-12 history to record multiple triple-doubles
- First career triple-double came on Feb. 24, 2022 against Utah when he totaled 21 points, 10 rebounds and 10 assists. Posted second career triple-double on Nov. 11, 2022 against Southern with 14 points, 12 assists and 11 rebounds

| Game-By-Game Statistics | | | | | | | | | | | | | | | | |
|-------------------------|-------|----|-----|------|------|-------|------|------|------|-------------|----|-----|----|-----|-----|-----|
| Opponent | Date | GS | Min | FG-A | Pct. | 3FG-A | Pct. | FT-A | Pct. | Off-Def-Tot | PF | Ast | TO | Blk | Stl | Pts |
| WRIGHT STATE | 11/4 | | 14 | 0-2 | .000 | 0-2 | .000 | 0-0 | .000 | 1-0-1 | 0 | 5 | 1 | 0 | 1 | 0 |
| BUCKNELL | 11/9 | | 21 | 2-5 | .400 | 2-5 | .400 | 0-0 | .000 | 1-3-4 | 2 | 12 | 2 | 1 | 0 | 6 |
| vs. Duke | 11/12 | | 17 | 2-9 | .222 | 2-7 | .286 | 0-0 | .000 | 0-2-2 | 2 | 0 | 0 | 0 | 0 | 6 |
| LIPSCOMB | 11/19 | | 16 | 1-3 | .333 | 1-3 | .333 | 0-0 | .000 | 0-1-1 | 1 | 2 | 1 | 0 | 1 | 3 |

| Career Statistics | | | | | | | | | | | | | | | | |
|-------------------|--------|-----------|---------|------|---------|------|---------|-------|-----------------|-------|-----|-----|-----|-----|-----|------|
| Year | GP-GS | Min-Avg | FG-FGA | Pct | 3FG-FGA | Pct | FT-FTA | Pct | Off-Def-Tot-Avg | PF-FO | Ast | TO | Blk | Stl | Pts | Avg |
| 2020-21 | 8-5 | 185-23.1 | 14-42 | .333 | 14-38 | .368 | 2-2 | 1.000 | 1-3-4-0.5 | 12-0 | 19 | 10 | 0 | 3 | 44 | 5.5 |
| 2021-22 | 33-31 | 975-29.5 | 100-287 | .348 | 80-238 | .336 | 40-49 | .816 | 17-67-84-2.5 | 59-1 | 155 | 72 | 3 | 19 | 320 | 9.7 |
| 2022-23 | 35-34 | 1090-31.2 | 109-293 | .372 | 83-227 | .366 | 46-60 | .767 | 12-71-83-2.4 | 82-2 | 180 | 91 | 1 | 20 | 347 | 9.9 |
| 2023-24 | 23-23 | 768-33.4 | 81-189 | .429 | 61-144 | .424 | 31-40 | .775 | 1-56-57-2.5 | 58-2 | 109 | 67 | 1 | 19 | 254 | 11.0 |
| 2024-25 | 4-0 | 69-17.2 | 5-19 | .263 | 5-17 | .294 | 0-0 | .000 | 2-6-8-2.0 | 5-0 | 19 | 4 | 1 | 2 | 15 | 3.8 |
| TOTAL | 103-93 | 3087-30.0 | 309-830 | .372 | 243-664 | .366 | 119-151 | .788 | 33-203-236-2.3 | 216-5 | 482 | 244 | 6 | 63 | 980 | 9.5 |

BOX SCORES

GAME 1

#23/23 KENTUCKY 103, WRIGHT STATE 62



Official Basketball Box Score - Final
Wright St. at Kentucky
11/04/24 Rupp Arena, Lexington
2024-25 Men's Basketball

Game Time: 7:00 PM
Game Duration: 1:54
Attendance: 19,635

Officials: Todd Austin, Jason Baker, Michael Wallace

Wright St. - 62

Record: 0-1

| NO. | Name | | Min | FG | | 3P | | FT | Rebounds | | Fouls | | TP | AS | TO | ST | Blocks | | +/- | |
|--------|-------------------|---|-------|------|-------|------|------|----|----------|----|-------|----|----|----|----|----|--------|----|-----|-----|
| | | | | M-A | M-A | M-A | M-A | | OR | DR | TOT | PF | | | | | FD | BS | | BA |
| 14 | Brandon Noel | F | 33:30 | 8-21 | 1-8 | 3-3 | | | 2 | 6 | 8 | 0 | 4 | 20 | 0 | 2 | 1 | 0 | 0 | -32 |
| 33 | Michael Imariagbe | F | 12:45 | 0-2 | 0-0 | 1-2 | | | 1 | 1 | 2 | 1 | 2 | 1 | 0 | 1 | 0 | 0 | 0 | -14 |
| 3 | Alex Hultbrejtsge | G | 33:54 | 6-12 | 2-7 | 2-3 | | | 0 | 3 | 3 | 1 | 3 | 16 | 2 | 2 | 0 | 0 | 1 | -37 |
| 4 | Keaton Norris | G | 26:54 | 0-9 | 0-3 | 0-0 | | | 1 | 0 | 1 | 3 | 1 | 0 | 3 | 1 | 2 | 0 | 1 | -28 |
| 21 | Logan Woods | G | 17:38 | 1-2 | 0-1 | 2-2 | | | 0 | 2 | 2 | 2 | 1 | 4 | 0 | 3 | 0 | 1 | 1 | -14 |
| 2 | Drey Carter | F | 17:16 | 1-3 | 1-2 | 0-0 | | | 1 | 0 | 1 | 0 | 0 | 3 | 1 | 0 | 1 | 0 | 0 | -18 |
| 13 | Solomon Callaghan | | 18:26 | 7-9 | 1-3 | 0-0 | | | 0 | 2 | 2 | 1 | 1 | 15 | 0 | 1 | 0 | 0 | 0 | -18 |
| 22 | Andrew Welage | | 14:04 | 1-6 | 0-3 | 0-0 | | | 3 | 1 | 4 | 1 | 0 | 2 | 1 | 1 | 0 | 0 | 1 | -14 |
| 23 | Jack Dombia | | 10:36 | 0-2 | 0-0 | 0-0 | | | 0 | 2 | 2 | 2 | 0 | 0 | 0 | 2 | 0 | 0 | 0 | -19 |
| 51 | Ayden Davis | | 12:47 | 0-1 | 0-0 | 1-2 | | | 2 | 1 | 3 | 1 | 2 | 1 | 0 | 0 | 0 | 0 | 0 | -11 |
| 15 | Braden Grant | | 01:05 | 0-1 | 0-0 | 0-0 | | | 0 | 1 | 1 | 0 | 0 | 0 | 0 | 0 | 0 | 0 | 0 | 0 |
| 24 | Ben Southerland | | 01:05 | 0-0 | 0-0 | 0-0 | | | 0 | 1 | 1 | 0 | 0 | 0 | 0 | 0 | 0 | 0 | 0 | 0 |
| Team | | | | | | | | | 1 | 1 | 2 | | | 0 | | | | | | |
| Totals | | | | | 24-68 | 5-27 | 9-12 | | 11 | 21 | 32 | 12 | 14 | 62 | 8 | 12 | 4 | 1 | 4 | -41 |

Technical Fouls: NONE

Kentucky - 103

Record: 1-0

| NO. | Name | Min | FG | 3P | FT | Rebounds | Fouls | TP | AS | TO | ST | Blocks | BS | +/- |
|--------|------------------|---------|-------|-------|-------|----------|-------|-----|----|----|-----|--------|----|-----|
| | | | M-A | M-A | M-A | OR | DR | TOT | PF | FD | | BA | | |
| 7 | Andrew Carr | F 20:53 | 3-5 | 1-2 | 4-4 | 0 | 2 | 2 | 1 | 2 | 11 | 3 | 0 | 0 |
| 22 | Amari Williams | F 19:56 | 5-6 | 0-0 | 2-6 | 1 | 12 | 13 | 3 | 2 | 12 | 3 | 4 | 1 |
| 00 | Otega Owheh | G 27:10 | 8-9 | 3-3 | 2-2 | 0 | 3 | 3 | 2 | 1 | 21 | 1 | 0 | 3 |
| 1 | Lamont Butler | G 22:08 | 6-12 | 0-2 | 2-3 | 1 | 4 | 5 | 2 | 2 | 14 | 5 | 1 | 3 |
| 2 | Jaxson Robinson | G 21:04 | 3-6 | 2-5 | 0-0 | 1 | 4 | 5 | 0 | 1 | 8 | 3 | 1 | 0 |
| 4 | Koby Brea | 20:08 | 7-8 | 4-4 | 0-0 | 0 | 2 | 2 | 0 | 0 | 18 | 2 | 0 | 0 |
| 10 | Brandon Garrison | 18:39 | 2-6 | 0-0 | 2-2 | 2 | 2 | 4 | 4 | 1 | 6 | 5 | 0 | 2 |
| 5 | Colin Chandler | 14:41 | 0-1 | 0-1 | 2-2 | 0 | 0 | 0 | 1 | 2 | 2 | 0 | 1 | 0 |
| 15 | Ansley Almonor | 12:54 | 5-7 | 1-3 | 0-0 | 0 | 2 | 2 | 1 | 0 | 11 | 1 | 0 | 0 |
| 77 | Kerr Krisia | 14:22 | 0-2 | 0-2 | 0-0 | 1 | 0 | 1 | 0 | 0 | 5 | 1 | 1 | 0 |
| 9 | Trent Noah | 03:30 | 0-1 | 0-1 | 0-0 | 0 | 1 | 1 | 1 | 0 | 0 | 0 | 0 | 0 |
| 11 | Travis Perry | 03:30 | 0-2 | 0-1 | 0-0 | 1 | 1 | 2 | 0 | 0 | 0 | 0 | 0 | 1 |
| 21 | Walker Horn | 01:05 | 0-0 | 0-0 | 0-0 | 0 | 0 | 0 | 0 | 0 | 0 | 0 | 0 | 0 |
| Team | | | | | | 0 | 1 | 1 | | | 0 | | | |
| Totals | | | 39-65 | 11-24 | 14-19 | 7 | 34 | 41 | 14 | 12 | 103 | 30 | 7 | 11 |

Technical Fouls: NONE

| WSU | | UKY | | Points from | | WSU | UKY | Period by Period Scoring | | | |
|------------------|---------------------------|-----|----------------------------|-------------|---------------|-----|-----|--------------------------|-----|-----|-----|
| Biggest lead | 0 (1 st 20:00) | | 44 (2 nd 4:57) | | Turnovers | 8 | 18 | WSU | 1st | 2nd | TOT |
| Best Scoring Run | 5 (2 nd 3:30) | | 14 (2 nd 15:12) | | Paint | 26 | 56 | | 24 | 38 | 62 |
| Lead Changes | 0 | | | | Second Chance | 10 | 8 | UKY | 46 | 57 | 103 |
| Times Tied | 1 | | | | Fast Breaks | 5 | 36 | | | | |
| Time with Lead | 00:00 | | 39:44 | | Bench | 21 | 37 | | | | |

GAME 3

#19/18 KENTUCKY 77, #6/6 DUKE 72



Official Basketball Box Score - Final
Duke at Kentucky
11/15/24 State Farm Arena, Atlanta
2024-25 Men's Basketball

Game Time: 9:00 PM
Game Duration: 2:20
Attendance: 16,107

Officials: Joe Lindsay, Ron Groover, Courtney Green

Duke - 72

Record: 2-1

| NO. | Name | Min | FG | | 3P | FT | Rebounds | | | Fouls | | TP | AS | TO | ST | Blocks | | +/- |
|--------|----------------|---------|-------|------|-------|----|----------|-----|----|-------|----|----|----|----|----|--------|----|-----|
| | | | M-A | M-A | M-A | OR | DR | TOT | PF | FD | BS | | | | | BA | | |
| 2 | Cooper Flagg | F 31:56 | 9-19 | 1-5 | 7-9 | 0 | 11 | 11 | 2 | 9 | 26 | 2 | 3 | 0 | 2 | 2 | -8 | |
| 9 | Khaman Maluach | C 22:41 | 5-5 | 0-0 | 0-0 | 3 | 4 | 7 | 3 | 0 | 10 | 0 | 0 | 0 | 3 | 0 | -4 | |
| 1 | Caleb Foster | G 28:34 | 2-10 | 0-5 | 0-1 | 1 | 3 | 4 | 3 | 2 | 4 | 4 | 2 | 2 | 0 | 1 | 2 | |
| 5 | Tyrese Proctor | G 36:04 | 4-9 | 2-5 | 2-3 | 0 | 3 | 3 | 3 | 2 | 12 | 2 | 0 | 1 | 0 | 0 | -9 | |
| 7 | Kon Knueppel | G 36:53 | 5-20 | 1-8 | 3-4 | 1 | 4 | 5 | 3 | 5 | 14 | 3 | 1 | 1 | 0 | 4 | -5 | |
| 6 | Maliq Brown | 16:53 | 0-1 | 0-0 | 0-0 | 4 | 3 | 7 | 3 | 0 | 0 | 1 | 1 | 2 | 1 | 0 | -8 | |
| 14 | Sion James | 13:03 | 2-4 | 0-0 | 0-0 | 0 | 2 | 2 | 1 | 0 | 4 | 1 | 0 | 0 | 0 | 0 | -1 | |
| 18 | Mason Gillis | 13:56 | 1-3 | 0-1 | 0-0 | 1 | 2 | 3 | 1 | 0 | 2 | 0 | 0 | 0 | 0 | 1 | 0 | |
| Team | | | | | | 1 | 1 | 2 | | | | | | | | | | |
| Totals | | | 26-71 | 4-24 | 12-17 | 11 | 33 | 44 | 19 | 18 | 72 | 12 | 7 | 6 | 6 | 8 | -5 | |

Technical Fouls: NONE

Kentucky - 77

Record: 3-0

| NO. | Name | Min | FG | | 3P | | FT | Rebounds | | Fouls | | TP | AS | TO | ST | Blocks | | +/- | |
|--------|------------------|---------|-------|-------|-------|-----|----|----------|----|-------|----|----|----|----|----|--------|----|-----|----|
| | | | M-A | P-A | M-A | P-A | | OR | DR | TOT | PF | | | | | FD | BS | | BA |
| 7 | Andrew Carr | F 30:09 | 5-8 | 2-3 | 5-6 | | | 2 | 4 | 6 | 2 | 6 | 17 | 3 | 2 | 0 | 1 | 9 | |
| 22 | Amari Williams | F 20:16 | 3-12 | 0-0 | 4-5 | | | 3 | 5 | 8 | 0 | 3 | 10 | 2 | 1 | 0 | 2 | 10 | |
| 00 | Otega Owheh | G 30:44 | 4-10 | 2-3 | 5-6 | | | 4 | 6 | 3 | 4 | 15 | 3 | 3 | 2 | 1 | 1 | 6 | |
| 1 | Lamont Butler | G 24:14 | 3-8 | 1-3 | 2-4 | | | 0 | 3 | 3 | 3 | 9 | 4 | 2 | 0 | 0 | 0 | 10 | |
| 2 | Jaxson Robinson | G 26:36 | 0-4 | 0-3 | 1-3 | | | 0 | 1 | 1 | 1 | 1 | 0 | 1 | 1 | 2 | 0 | 6 | |
| 10 | Brandon Garrison | 17:36 | 4-5 | 0-0 | 0-0 | | | 1 | 3 | 4 | 3 | 1 | 8 | 2 | 1 | 1 | 1 | 0 | -7 |
| 4 | Koby Brea | 21:19 | 3-5 | 2-4 | 0-0 | | | 0 | 5 | 5 | 3 | 0 | 8 | 2 | 0 | 0 | 1 | 0 | 7 |
| 77 | Kerr Krisia | 17:01 | 2-9 | 2-7 | 0-0 | | | 0 | 2 | 2 | 2 | 1 | 6 | 0 | 0 | 0 | 0 | 1 | -9 |
| 15 | Ansley Almonor | 09:51 | 1-2 | 1-2 | 0-0 | | | 0 | 0 | 0 | 1 | 0 | 3 | 1 | 0 | 0 | 0 | 0 | -4 |
| 5 | Colin Chandler | 02:15 | 0-0 | 0-0 | 0-0 | | | 0 | 0 | 0 | 0 | 0 | 0 | 0 | 0 | 0 | 0 | 0 | -3 |
| Team | | | | | | | | 2 | 6 | 8 | | | 0 | | 1 | | | | |
| Totals | | | 25-63 | 10-25 | 17-24 | | | 10 | 33 | 43 | 18 | 19 | 77 | 17 | 11 | 4 | 8 | 6 | 5 |

Technical Fouls: NONE

| | DUK | KEN | Points from Turnovers | DUK | KEN | Period by Period Scoring | | | |
|------------------|---------------------------|---------------------------|-----------------------|-----|-----|--------------------------|-----|-----|----|
| Biggest lead | 10 (1 st 2:40) | 6 (1 st 13:51) | 15 | 9 | | 1st | 2nd | TOT | |
| Best Scoring Run | 9 (1 st 7:08) | 7 (1 st 13:51) | 46 | 26 | | | | | |
| Lead Changes | | 9 | Second Chance | 10 | 9 | DUK | 46 | 26 | 72 |
| Times Tied | | 7 | Fast Breaks | 12 | 10 | | | | |
| Time with Lead | 27:40 | 07:10 | Bench | 6 | 25 | KEN | 37 | 40 | 77 |

GAME 2

#23/23 KENTUCKY 100, BUCKNELL 72



Official Basketball Box Score - Final
Bucknell at Kentucky
11/09/24 Rupp Arena, Lexington
2024-25 Men's Basketball

Game Time: 4:00 PM
Game Duration: 1:52
Attendance: 20,048

Officials: Vladimir Voyard-Tadal, Garrick Shannon, Tony Chiazza

Bucknell - 72

Record: 2-1

| NO. | Name | Min | FG | | 3P | | FT | Rebounds | | Fouls | | TP | AS | TO | ST |
|-----|------|-----|----|--|----|--|----|----------|--|-------|--|----|----|----|----|
|-----|------|-----|----|--|----|--|----|----------|--|-------|--|----|----|----|----|



2024-25 Kentucky Men's Basketball Combined Team Statistics All games

Page 1/1
as of Nov 21, 2024

Game Records

| Record | Overall | Home | Away | Neutral |
|----------------|---------|------|------|---------|
| ALL GAMES | 4-0 | 3-0 | 0-0 | 1-0 |
| CONFERENCE | 0-0 | 0-0 | 0-0 | 0-0 |
| NON-CONFERENCE | 4-0 | 3-0 | 0-0 | 1-0 |

Score by Periods

| Team | 1st | 2nd | OT | TOT |
|-----------|-----|-----|----|-----|
| Kentucky | 173 | 204 | 0 | 377 |
| Opponents | 127 | 147 | 0 | 274 |

Team Box Score

| No. | Player | | | | Total | | 3-Point | | F-Throw | | Rebounds | | | | | | | | | | | |
|-----------|-------------------|-------|-------|------|---------|------|----------|------|---------|-------|----------|-----|-----|------|----|----|----|----|-----|-----|-----|------|
| | | GP-GS | MIN | AVG | FG-FGA | FG% | 3FG-3FGA | 3FG% | FT-FTA | FT% | OFF | DEF | TOT | AVG | PF | DQ | A | TO | BLK | STL | PTS | AVG |
| 00 | OWEH, Otega | 4-4 | 91:34 | 22.9 | 21-36 | .583 | 6-11 | .545 | 12-15 | .800 | 4 | 14 | 18 | 4.5 | 8 | 0 | 6 | 4 | 4 | 7 | 60 | 15.0 |
| 4 | BREA, Koby | 4-0 | 90:26 | 22.6 | 20-30 | .667 | 15-19 | .789 | 3-3 | 1.000 | 1 | 19 | 20 | 5.0 | 4 | 0 | 7 | 0 | 1 | 1 | 58 | 14.5 |
| 1 | BUTLER, Lamont | 4-4 | 82:14 | 20.6 | 17-34 | .500 | 4-9 | .444 | 7-11 | .636 | 3 | 7 | 10 | 2.5 | 9 | 0 | 11 | 5 | 1 | 4 | 45 | 11.3 |
| 22 | WILLIAMS, Amari | 4-4 | 79:45 | 19.9 | 17-31 | .548 | 0-0 | .000 | 10-19 | .526 | 12 | 34 | 46 | 11.5 | 4 | 0 | 9 | 12 | 6 | 1 | 44 | 11.0 |
| 2 | ROBINSON, Jaxson | 4-4 | 94:24 | 23.6 | 15-34 | .441 | 7-22 | .318 | 6-9 | .667 | 3 | 14 | 17 | 4.3 | 4 | 0 | 4 | 2 | 3 | 3 | 43 | 10.8 |
| 7 | CARR, Andrew | 4-4 | 95:16 | 23.8 | 14-24 | .583 | 3-6 | .500 | 10-11 | .909 | 6 | 10 | 16 | 4.0 | 5 | 0 | 7 | 5 | 2 | 0 | 41 | 10.3 |
| 15 | ALMONOR, Ansley | 4-0 | 48:37 | 12.2 | 10-19 | .526 | 5-13 | .385 | 4-5 | .800 | 4 | 4 | 8 | 2.0 | 4 | 0 | 2 | 0 | 2 | 0 | 29 | 7.3 |
| 10 | GARRISON, Brandon | 4-0 | 75:28 | 18.9 | 12-24 | .500 | 0-2 | .000 | 4-4 | 1.000 | 8 | 10 | 18 | 4.5 | 11 | 0 | 11 | 2 | 4 | 3 | 28 | 7.0 |
| 77 | KRIISA, Kerr | 4-0 | 68:51 | 17.2 | 5-19 | .263 | 5-17 | .294 | 0-0 | .000 | 2 | 6 | 8 | 2.0 | 5 | 0 | 19 | 4 | 1 | 2 | 15 | 3.8 |
| 5 | CHANDLER, Collin | 4-0 | 44:25 | 11.1 | 4-10 | .400 | 1-6 | .167 | 3-3 | 1.000 | 0 | 2 | 2 | 0.5 | 1 | 0 | 3 | 3 | 0 | 4 | 12 | 3.0 |
| 11 | PERRY, Travis | 3-0 | 13:24 | 4.5 | 1-5 | .200 | 0-2 | .000 | 0-0 | .000 | 1 | 1 | 2 | 0.7 | 2 | 0 | 1 | 1 | 0 | 1 | 2 | 0.7 |
| 21 | HORN, Walker | 1-0 | 01:05 | 1.1 | 0-0 | .000 | 0-0 | .000 | 0-0 | .000 | 0 | 0 | 0 | 0.0 | 0 | 0 | 0 | 0 | 0 | 0 | 0 | 0.0 |
| 9 | NOAH, Trent | 3-0 | 14:30 | 4.8 | 0-3 | .000 | 0-3 | .000 | 0-0 | .000 | 0 | 2 | 2 | 0.7 | 2 | 0 | 0 | 2 | 0 | 1 | 0 | 0.0 |
| Team | | | | | | | | | | | 4 | 13 | 17 | | | | | 1 | | | | |
| Total | | 4 | 800 | | 136-269 | .506 | 46-110 | .418 | 59-80 | .738 | 48 | 136 | 184 | 46.0 | 59 | 0 | 80 | 41 | 24 | 27 | 377 | 94.3 |
| Opponents | | 4 | 800 | | 107-279 | .384 | 26-113 | .230 | 34-47 | .723 | 41 | 98 | 139 | 34.8 | 59 | 0 | 51 | 39 | 9 | 22 | 274 | 68.5 |

Team Statistics

| | UK | OPP |
|------------------------|----------------|----------------|
| Scoring | 377 | 274 |
| Points per game | 94.3 | 68.5 |
| Scoring margin | +25.8 | - |
| Field goals-att | 136-269 | 107-279 |
| Field goal pct | .506 | .384 |
| 3 point fg-att | 46-110 | 26-113 |
| 3-point FG pct | .418 | .230 |
| 3-pt FG made per game | 11.5 | 6.5 |
| Free throws-att | 59-80 | 34-47 |
| Free throw pct | .738 | .723 |
| F-Throws made per game | 14.8 | 8.5 |
| Rebounds | 184 | 139 |
| Rebounds per game | 46.0 | 34.8 |
| Rebounding margin | +11.3 | - |
| Assists | 80 | 51 |
| Assists per game | 20.0 | 12.8 |
| Turnovers | 41 | 39 |
| Turnovers per game | 10.3 | 9.8 |
| Turnover margin | -0.5 | - |
| Assist/turnover ratio | 2.0 | 1.3 |
| Steals | 27 | 22 |
| Steals per game | 6.8 | 5.5 |
| Blocks | 24 | 9 |
| Blocks per game | 6.0 | 2.3 |
| Winning streak | 4 | - |
| Home win streak | 3 | - |
| Attendance | 58997 | 0 |
| Home games-Avg/Game | 3-19666 | 0-0 |
| Neutral site-Avg/Game | - | 1-16107 |

Team Results

| Date | Opponent | | Score | Att. |
|------------|------------|---|--------|-------|
| 11/04/2024 | Wright St. | W | 103-62 | 19635 |
| 11/09/2024 | Bucknell | W | 100-72 | 20048 |
| 11/12/2024 | vs Duke | W | 77-72 | 16107 |
| 11/19/2024 | Lipscomb | W | 97-68 | 19314 |



2024-25 Kentucky Men's Basketball
Team Game-by-Game
All games

| | | | | Total | | 3-Pointers | | Free throws | | Rebounds | | | | | | | | | | | |
|------------|------------|--------|---|---------|------|------------|------|-------------|------|----------|-----|-----|------|----|----|----|-----|-----|-----|-------|--|
| Opponent | Date | Score | | FG-FGA | PCT | 3FG-3FGA | PCT | FT-FTA | PCT | OFF | DEF | TOT | AVG | PF | A | TO | BLK | STL | PTS | AVG | |
| Wright St. | 11/04/2024 | 103-62 | W | 39-65 | .600 | 11-24 | .458 | 14-19 | .737 | 7 | 34 | 41 | 41.0 | 14 | 30 | 7 | 4 | 11 | 103 | 103.0 | |
| Bucknell | 11/09/2024 | 100-72 | W | 38-79 | .481 | 13-36 | .361 | 11-16 | .688 | 22 | 35 | 57 | 49.0 | 13 | 23 | 15 | 6 | 9 | 100 | 101.5 | |
| vs Duke | 11/12/2024 | 77-72 | W | 25-63 | .397 | 10-25 | .400 | 17-24 | .708 | 10 | 33 | 43 | 47.0 | 18 | 17 | 11 | 8 | 4 | 77 | 93.3 | |
| Lipscomb | 11/19/2024 | 97-68 | W | 34-62 | .548 | 12-25 | .480 | 17-21 | .810 | 9 | 34 | 43 | 46.0 | 14 | 10 | 8 | 6 | 3 | 97 | 94.3 | |
| Total | | 377 | | 136-269 | .506 | 46-110 | .418 | 59-80 | .738 | 48 | 136 | 184 | 46.0 | 59 | 80 | 41 | 24 | 27 | 377 | 94.3 | |
| Opponents | | 274 | | 107-279 | .384 | 26-113 | .230 | 34-47 | .723 | 41 | 98 | 139 | 34.8 | 59 | 51 | 39 | 9 | 22 | 274 | 68.5 | |

Kentucky Averages

| Games Played | Points/ game | FG Pct | 3FG Pct | FT Pct | Rebounds/ game | Assists/ game | Turnovers/ game | Assist/Turnover ratio | Steals/ game | Blocks/ game |
|--------------|--------------|--------|---------|--------|----------------|---------------|-----------------|-----------------------|--------------|--------------|
| 4 | 94.3 | 50.6 | 41.8 | 73.8 | 46.0 | 20.0 | 10.3 | 2.0 | 6.8 | 6.0 |



2024-25 Kentucky Men's Basketball
Opponents Game-by-Game
All games

| | | | | Total | | 3-Pointers | | Free throws | | Rebounds | | | | | | | | | | | |
|------------|------------|--------|---|---------|------|------------|------|-------------|------|----------|-----|-----|------|----|----|----|-----|-----|-----|------|--|
| Opponent | Date | Score | | FG-FGA | PCT | 3FG-3FGA | PCT | FT-FTA | PCT | OFF | DEF | TOT | AVG | PF | A | TO | BLK | STL | PTS | AVG | |
| Wright St. | 11/04/2024 | 103-62 | W | 24-68 | .353 | 5-27 | .185 | 9-12 | .750 | 11 | 21 | 32 | 32.0 | 12 | 8 | 12 | 1 | 4 | 62 | 62.0 | |
| Bucknell | 11/09/2024 | 100-72 | W | 29-73 | .397 | 12-33 | .364 | 2-6 | .333 | 12 | 23 | 35 | 33.5 | 14 | 18 | 14 | 1 | 8 | 72 | 67.0 | |
| vs Duke | 11/12/2024 | 77-72 | W | 28-71 | .394 | 4-24 | .167 | 12-17 | .706 | 11 | 33 | 44 | 37.0 | 19 | 12 | 7 | 6 | 6 | 72 | 68.7 | |
| Lipscomb | 11/19/2024 | 97-68 | W | 26-67 | .388 | 5-29 | .172 | 11-12 | .917 | 7 | 21 | 28 | 34.8 | 14 | 13 | 6 | 1 | 4 | 68 | 68.5 | |
| Total | | 274 | | 107-279 | .384 | 26-113 | .230 | 34-47 | .723 | 41 | 98 | 139 | 34.8 | 59 | 51 | 39 | 9 | 22 | 274 | 68.5 | |
| Kentucky | | 377 | | 136-269 | .506 | 46-110 | .418 | 59-80 | .738 | 48 | 136 | 184 | 46.0 | 59 | 80 | 41 | 24 | 27 | 377 | 94.3 | |

Opponents Averages

| Games Played | Points/ game | FG Pct | 3FG Pct | FT Pct | Rebounds/ game | Assists/ game | Turnovers/ game | Assist/Turnover ratio | Steals/ game | Blocks/ game |
|--------------|--------------|--------|---------|--------|----------------|---------------|-----------------|-----------------------|--------------|--------------|
| 4 | 68.5 | 38.4 | 23.0 | 72.3 | 34.8 | 12.8 | 9.8 | 1.3 | 5.5 | 2.3 |