



# 2024-25 TEXAS A&M BASKETBALL

Game 17: at Kentucky Wildcats  
Tuesday, Jan. 14, 2025 | 6 p.m. (ESPN2)  
Rupp Arena, Lexington, Ky. (23,500 cap.)

Game 18: LSU Tigers  
Saturday, Jan. 18, 2025 | 7:30 p.m. (SEC Network)  
Reed Arena, Bryan-College Station, Texas (12,989 cap.)

TWITTER: @AGGIEMBK /// INSTAGRAM: @AGGIEMBK /// FACEBOOK: /AGGIEMBK /// #GIGEM /// #getBETTER

## 2024-25 SCHEDULE

### November

4 (Mon.)	at UCF (ESPN+)	L, 61-64 <sup>(0-1)</sup>
8 (Fri.)	EAST TEXAS A&M (SEC+)	W, 87-55 <sup>(1-1)</sup>
11 (Mon.)	LAMAR (SEC+)	W, 97-71 <sup>(2-1)</sup>
15 (Fri.)	#21/22 OHIO STATE (SECN)	W, 78-64 <sup>(3-1)</sup>
20 (Wed.)	SOUTHERN (SEC+)	W, 71-54 <sup>(4-1)</sup>
26 (Tue.)	\$ Oregon (TBS)	L, 70-80 <sup>(4-2)</sup>
27 (Wed.)	\$ #21/19 Creighton (MAX)	W, 77-73 <sup>(5-2)</sup>
30 (Sat.)	\$ Rutgers (TruTV)	W, 81-77 <sup>(6-2)</sup>

### December

3 (Tue.)	& WAKE FOREST (ESPN2)	W, 57-44 <sup>(7-2)</sup>
8 (Sun.)	# vs. Texas Tech (ESPN2)	W, 72-67 <sup>(8-2)</sup>
14 (Sat.)	% vs. #11/11 Purdue (CBS)	W, 70-66 <sup>(9-2)</sup>
20 (Fri.)	HCU (SEC+)	W, 77-45 <sup>(10-2)</sup>
28 (Sat.)	ACU (SECN)	W, 92-54 <sup>(11-2)</sup>

### January

4 (Sat.)	* TEXAS (SECN)	W, 80-60
8 (Wed.)	* at #17/16 Oklahoma (SECN)	W, 80-78
11 (Sat.)	* #5/5 ALABAMA (ESPN)	L, 88-94
14 (Tue.)	* at Kentucky (ESPN2)	6 p.m.
TV: Karl Ravech (PxP) + Jimmy Dykes (ANL) Radio: Andrew Monaco (PxP) + Dr. John Thornton (ANL) SiriusXM: Channel 160 or 192 (Texas A&M broadcast)		
18 (Sat.)	* LSU (SEC Network)	7:30 p.m.
22 (Wed.)	* at Ole Miss (ESPN2/U)	8 p.m.
25 (Sat.)	* at Texas (ESPN/2)	1:30 p.m.
28 (Tue.)	* OKLAHOMA (SEC Network)	8 p.m.

### February

1 (Sat.)	* at South Carolina (SEC Network)	7:30 p.m.
8 (Sat.)	* at Missouri (SEC Network)	2:30 p.m.
11 (Tue.)	* GEORGIA (SEC Network)	8 p.m.
15 (Sat.)	* ARKANSAS (ESPN/2)	11 a.m.
18 (Tue.)	* at Mississippi State (SEC Network)	6 p.m.
22 (Sat.)	* TENNESSEE (ESPN/2)	11 a.m.
26 (Wed.)	* VANDERBILT (SEC Network)	6 p.m.

### March

1 (Sat.)	* at Florida (SEC Network)	7:30 p.m.
4 (Tue.)	* AUBURN (ESPN/2/U)	6 or 8 p.m.
8 (Sat.)	* at LSU (SEC Network)	3 p.m.
12 (Wed.)	+ SEC Tournament	
20 (Thu.)	NCAA 1st/2nd Rounds (Site TBD)	
27 (Thu.)	NCAA Regionals (Site TBD)	

### April

5 (Sat.)	NCAA Final Four (San Antonio, Texas)	
----------	--------------------------------------	--

\* - SEC Game

\$ - Players Era Festival (Las Vegas, Nev.)

& - SEC-ACC Challenge

# - USLBM Coast to Coast Challenge (Dickies Arena, Fort Worth)

% - Indy Classic (Gainbridge Fieldhouse, Indianapolis, Ind.)

+ - SEC Tournament (Bridgestone Arena, Nashville, Tenn.)

\$ - NCAA 1st/2nd Rounds

### NEXT UP:

## KENTUCKY WILDCATS

RECORD: 13-3 overall/2-1 SEC

STREAK: W1

RANKING: ?? (AP) / ?? (Coaches) / #13 (NET)

LAST GAME: Jan. 11, 2025  
Kentucky 95, at Mississippi State 90

HEAD COACH: Mark Pope (1st season)



NET	RPI	KenPom	KPI	Torvik	BPI	SOR	Q1	Q2	Q3	Q4
13	9	21	13	17	20	11	4-3	1-0	2-0	6-0
As of 1/12										
NET	RPI	KenPom	KPI	Torvik	BPI	SOR	Q1	Q2	Q3	Q4
17	16	17	15	21	17	13	3-2	4-1	1-0	5-0

## TEXAS A&M AGGIES



RECORD: 13-3 overall/2-1 SEC

STREAK: L1

RANKING: ?? (AP) / ?? (Coaches) / #17 (NET)

LAST GAME: Jan. 11, 2025  
Alabama 94, at Texas A&M 88

HEAD COACH: Buzz Williams (6th season)

## NEED-TO-KNOWS

**SUCCESS VS. AP TOP 25:** Since March of 2022, the Aggies have posted a 14-10 record against ranked teams, which is the seventh-most wins among all D1 teams in that span. The 58.3 win% ranks No. 7 among D1 teams with 20 or more games vs. ranked foes.

**ROAD WARRIORS:** Since the beginning of the 2021-22 season, Texas A&M has compiled a 37-30 record away from Reed Arena (road + neutral). The Aggies' 37 wins rank No. 10 among P5 teams and just behind SEC foes Tennessee (41), Alabama (40) and Auburn (39).

**TIGHT GAMES ARE NORM:** Similar to 2023-24, Texas A&M has already been involved in multiple games that were one-possession contests after the under-4:00 media timeout in the second half. The Aggies are 5-3 in those games. Dating back to last season, the Aggies have been involved in 24 one-score affairs after the final media timeout (13-11 record).

**JUST WEIRD:** For the first time since the start of the 2022-23 season, someone not named **Wade Taylor IV** is the Aggies' leading scorer. With two more games under his belt, **Zhuric Phelps** has taken over the scoring lead from WT4, 231-204.

**LIMITING FGM:** Texas A&M and Tennessee are the only SEC schools that haven't allowed more than 28 FGM in a game this season. The two teams are No. 1 and No. 2 among SEC schools in FGM defense at 20.6 (UT) and 21.6 (TAMU).

**SWEET 17:** Texas A&M pounds the offensive glass for a NCAA-best 17.1 offensive rebounds/G in 2024-25.

**IN THEIR DNA:** Eleven SEC players have reeled in 40+ offensive rebounds - the Aggies have three of them (**Coleman III, Washington, Payne**). No other school has more than one.

**EARNING TRIPS:** Texas A&M has earned at least 20 trips to the FT line 12 times (10-2 record). The Aggies have earned 40+ FTA in three games, including 48 on Saturday vs. Alabama (3rd-most in school history).

**BOARDS ADVANTAGE:** A&M has been out-rebounded just twice this season and own a 9.9/G rebound margin for the season (No. 9 nationally).

**PAYNE GAIN:** **Pharrel Payne** is the Aggies' top bench scorer at 10.8 points/G. Since the start of December, Payne is shooting an NCAA-best 82.5% (33-40) from the field (among players with at least 25 FGA).

Payne's line vs. ALA was: 24 points (6-8 FGA, 11-15 FTA), 9 rebounds (6 offensive) and 4 blocks in 23 minutes.

## MOST RECENT STARTING 5:



**ZHURIC PHELPS** 1  
G | Sr.-TR | 6-4 | 190  
Midland, Texas



**HAYDEN HEFNER** 2  
G | Jr.-4L | 6-6 | 190  
Nederland, Texas



**SOLOMON WASHINGTON** 9  
F | Jr.-2L | 6-7 | 220  
New Orleans, La.



**HENRY COLEMAN** 15  
F | Gr.-3L | 6-8 | 250  
Richmond, Va.



**MANNY OBASEKI** 35  
G | Sr.-3L | 6-4 | 200  
Allen, Texas

AGGIES & WILDCATS

The Texas A&M men's basketball team faces the top-10-ranked Kentucky Wildcats in a 6 p.m. matchup at Rupp Arena on Tuesday.

- Texas A&M beat the Wildcats twice last season and will be seeking its third straight victory in the series on Tuesday.
- Kentucky holds a 13-6 advantage in the all-time series that began in the 1941-42 season.
- Five of the Aggies' six wins over the Wildcats have come as SEC brethren. In SEC play, the Wildcats hold an 11-5 advantage.
- Under Buzz Williams, the Aggies are 2-3 vs. the Wildcats.
- **CONNECTIONS:** UK graduate guard Jaxson Robinson originally signed with Texas A&M out of high school in 2020 and was in the same signing class that included Hayden Hefner ... UK Associate Head Coach Alvin Brooks II is the son of Alvin Brooks, who served on Billy Gillispie's initial coaching staff at Texas A&M with Buzz Williams.

STATISTICAL COMPARISON

Statistic	Kentucky	Opp.	Texas A&M	Opp.
FGM	31.5	26.9	26.2	21.6
FGA	64.9	64.4	60.8	55.8
FG%	0.486	0.417	0.431	0.387
3PM	10.2	7.8	6.8	8.1
3PA	27.8	27.4	21.8	26.1
3P%	0.367	0.282	0.309	0.309
FTM	16	13.4	18.3	14.1
FTA	21.8	19	26.4	18.9
FT%	0.736	0.707	0.692	0.743
Off. Reb	11.3	10.9	17.1	11.1
Def. Reb	29.6	25.4	25.3	21.4
Rebounds	40.9	36.3	42.3	32.4
Assists	18.6	12	12.9	13.4
Steals	7.1	5.4	8.4	7.6
Blocks	4.7	2.9	4.6	5
Turnovers	9.7	10.9	11.9	14.6
Points	89.2	74.9	77.4	65.4

NOTING THE TRENDS

- Senior transfer **Zhuric Phelps** averaged a SEC-best 29.0 points and 7.0 rebounds, 2.0 assists and 2.0 steals in two games last week against ranked opponents. Phelps' career-high 34-point explosion on the road against No. 17 Oklahoma fueled a rally from a second-half 18-point deficit in a 80-78 win. In the second half against the Sooners, Phelps torched the Sooners for 28 points and hit the clutch 3-pointer to clinch the win with 19 seconds remaining. Against the No. 5 Crimson Tide, Phelps paced the Aggies with 24 points as they rallied from 15 points down to make it a one-possession game in the waning minutes.
- Phelps has reached double-digit points in seven straight games and 12 of 15 as an Aggie. He has 5+ rebounds in five straight games, including a season-high 10 vs. ACU (12/28).
- **Henry Coleman III** tallied his first double-double of the season and 16th of his A&M career with 12 points-11 rebounds vs. Alabama.
- **Hayden Hefner** has averaged 11.8 points, 3.6 rebounds and 1.2 assists over his last five games, including 16 points and five rebounds vs. UA.
- Texas A&M has earned 40+ rebounds in 11 games, while just allowing 40+ opponent rebounds just twice.
- In SEC play, the Aggies average 8.0 turnovers while forcing 15.0./G.
- **Wade Taylor IV** is averaging a 2.33 assist/turnover ratio, which is far ahead of his career best of 1.49 as a sophomore in 2022-23.
- In three starts in place of Taylor, **Manny Obaseki** has averaged 6.3 points and 2.7 assists while suffering just three turnovers.
- In his last 10 games, Minnesota transfer **Pharrell Payne** has hit 78.7% of his FGA while averaging 10.8 points, 4.5 rebounds and 1.5 blocks
- The Aggies have demonstrated uncommon depth this season: 11 players average at least 10 minutes of action, including five players with at least 20:00/G. Also, 10 players average at least 4.0 points/G and eight Aggies average 3.0+ rebounds/G.

TAYLOR MISSES OU, BAMA

- Leading scorer Wade Taylor IV has missed the past two games vs. Oklahoma and Alabama due to an undisclosed injury. He also missed the HCU game on 12/20.
- These are the only games Taylor has missed in his four-year career in Aggieland (124 total games played).

ON THE DEFENSE

Despite absorbing a 54.3% shooting night from OU and a 94-point night from UA last week, the Aggies rank No. 13 nationally in KenPom's adjusted defensive efficiency ranking.

- The Aggies haven't allowed an opponent to reach 30 FGs this season. The season-high FGs for an opponent is 28 by Rutgers (11/30).
- The Aggies limited high-powered Alabama to just its second sub-40% shooting game (.397).
- Only four opponents have managed higher than 45% shooting vs. the Aggies.
- Texas A&M is limiting opponents to 38.7% shooting, which is lowest since Billy Gillispie's final Aggies' squad held opponents to 37.5% from the field in 2006-07.

RIM PROTECTION = DEFENSE

The addition of 6-foot-9 shot-swatter Pharrell Payne and the continued development active 6-foot-7 defenders Solomon Washington and Andersson Garcia have led to the best rim protection of the Buzz Williams era.

Blocks/G in Buzz Williams Era

Year	Blocks/G	Opp. FG%	Leader, Blocks/G
2019-20	2.9	.409	Josh Nebo, 1.9
2020-21	1.9	.450	Jonathan Aku, 0.4
2021-22	3.4	.414	Ethan Henderson, 1.9
2022-23	2.3	.407	Dexter Dennis, 0.6
2023-24	3.0	.429	Solo Washington, 1.1
2024-25	4.6	.387	Pharrell Payne, 1.4

LAST 10 VS. KENTUCKY

Date	Opponent (RK)	Result	TAMU	Opp	Diff	FGM	FGA	FG%	3PM	3PA	3P%	FTM	FTA	FT%	Off	Def	Reb	A	TO	PF	Stl	BS
01/03/2017	@Kentucky (6)	L	58	100	-42	21	47	.447	6	13	.462	10	17	.588	9	19	28	12	25	23	10	3
03/04/2017	Kentucky (9)	L	63	71	-8	23	57	.404	5	18	.278	12	25	.480	14	25	39	17	8	18	4	5
01/09/2018	@Kentucky (21)	L	73	74	-1	26	52	.500	7	21	.333	14	24	.583	10	17	27	14	12	25	5	2
02/10/2018	Kentucky (24)	W	85	74	11	31	66	.470	9	23	.391	14	23	.609	12	28	40	16	9	18	3	5
01/08/2019	@Kentucky (18)	L	74	85	-11	27	56	.482	8	17	.471	12	13	.923	8	21	29	8	19	19	11	5
02/25/2020	Kentucky (8)	L	60	69	-9	20	48	.417	10	22	.455	10	14	.714	6	17	23	13	13	16	5	5
01/19/2022	Kentucky (12)	L	58	64	-6	26	66	.394	1	22	.045	5	13	.385	14	26	40	15	12	18	8	6
01/21/2023	@Kentucky	L	67	76	-9	24	49	.490	3	16	.188	16	16	1.000	4	27	31	10	16	18	6	4
01/13/2024	Kentucky (6)	W (OT)	97	92	5	33	82	.402	12	32	.375	19	30	.633	25	29	54	11	9	19	6	9
03/15/2024	*Kentucky (9)	W	97	87	10	32	69	.464	11	26	.423	22	30	.733	13	25	38	14	6	17	4	10

\* - SEC Tournament, Nashville, Tenn.



## TRANSLATING BUZZ

Brent Williams, also more commonly known as "Buzz," refers to many of his players by a nickname. Here's a handy guide:

Henry Coleman = 'Hank' or 'Hen'

Hayden Hefner = 'H'

Andersson Garcia = 'Andy'

Jaelyn Lee = 'J-Lee'

Chris McDermott = 'C-Mac'

Andre Mills = 'Dre'

Manny Obaseki = 'Mo'

Pharrel Payne = 'Gochi' (middle name)

Zhuric Phelps = 'Zoo'

Janusz Ratowski = 'Rato' or 'JR'

Wade Taylor = '4'

Solomon Washington = 'Solo' or 'So'

## OFFENSIVE GLASS EATERS

For the second straight year, Texas A&M leads D1 with an average of 17.1 offensive rebounds/G.

- Texas A&M has pulled down 11 or more offensive caroms in every game and earned an offensive rebound advantage in 13 of 16 games.
- The M&W averages 6.0 more offensive rebounds per game than its opponents.
- The Aggies have hit the 20-offensive rebound plateau five times, including a season-high 29 vs. Southern (11/20).
- Models of consistency, the Aggie glass eaters have pulled down double-digit offensive rebounds in 53 of their last 54 games dating back to the regular season finale vs. Alabama in 2023.

### 2024-25 D1 Offensive Rebounds Leaders

School	Off-Reb./G
Texas A&M	17.1
Iona	16.4
St. Mary's (Calif.)	15.8
Florida	15.6
Milwaukee	15.3

## STAT SHEET-FILLER PHELPS

SMU transfer Zhuric Phelps is one of 12 D1 players averaging 15.0+ points, 4.0 rebounds, 2.0 assists and 2.0 steals per game.

- Phelps has been particularly effective in generating steals. He's had two or more thefts 11 times, including a season-high seven vs. ACU (12/28).
- His 34 points and six 3-pointers at OU were career highs. His 34 points vs. the No. 17 Sooners were the third-most vs. a ranked team on the road this season.
- Phelps has scored a point/minute twice this season - 18 points in 18 minutes in A&M debut vs. ETAMU and 34 in 33 vs. OU.

- He flirted with a triple-double vs. ACU when he posted 12 points, 10 rebounds and seven steals.
- His 2.5 steals/G rank No. 18 nationally and No. 2 among SEC players.

### Filling the Box Score

D1 Players Averaging 15+ pts/4.0 rbs/2.0 stls/2.0 asts

Player, School	Reb.	Stl.	Ast.	Pts/G
TY Johnson, UC Davis	4.8	2.3	2.8	20.4
Sebastian Thomas, Rhode Island	4.1	5.9	2.4	18.7
Brooks Barnhizer, Northwestern	9.3	4.3	2.4	18.0
Bennett Stirtz, Drake	4.3	6.2	2.5	17.3
Blaise Threatt, Weber State	5.1	3.8	2.4	16.9
Michael Rataj, Oregon State	8.5	2.5	2.1	16.6
Mason Falslev, Utah State	6.2	3.5	2.4	16.4
Ahmad Robinson, Mercer	5.2	5.6	2.1	16.2
Myles Tate, App. State	4.7	5.3	2.6	15.5
Zhuric Phelps, Texas A&M	4.9	2.7	2.4	15.4
Javontae Campbell, BGSU	4.2	2.9	3.3	15.1
Braden Smith, Purdue	4.6	9.2	2.1	15.0

## ONE-POSSESSION GAMES

Similar to 2023-24, Texas A&M has already been involved in multiple games that were one-possession contests after the under-4:00 media timeout in the second half.

### Texas A&M in Tight Games in 2024-25

Opponent (Date)	Score	Time	Result
at UCF (11/4)	A&M led 61-60	1:31	L, 61-64
vs. Oregon (11/26)	70-70 tie	2:21	L, 70-80
vs. Creighton (11/27)	CU led 70-69	:58	W, 77-74
vs. Rutgers (11/30)	RU led 77-76	3:10	W, 81-77
vs. Texas Tech (12/8)	A&M led 64-61	:50	W, 72-67
vs. Purdue (12/14)	A&M led 69-66	:09	W, 70-66
at Oklahoma (1/8)	OU led 78-77	1:05	W, 80-78
Alabama (1/11)	UA led 87-84	1:22	L, 88-94

## AGGIES VS. AP TOP 25

Texas A&M has a roster full of players with proven success against AP Top 25 teams.

- Henry Coleman III has logged a program-record 14 victories (against 14 losses) over AP Top 25 opponents with Wade Taylor IV and Hayden Hefner right behind with 13 wins.

### Current Roster vs. AP Top 25 Opponents

Player, Years (Seasons)	W-L
Henry Coleman III, 2021-Pres. (4)	14-14
Wade Taylor IV, 2021-Pres. (4)	13-13
Hayden Hefner, 2020-Pres. (5)	13-16
Andersson Garcia, 2022-Pres. (3)	11-9
Manny Obaseki, 2021-Pres. (4)	11-14
Solomon Washington, 2022-Pres. (3)	10-8
Jace Carter, 2023-Pres. (2)	6-8
Pharrel Payne, 2024-Pres. (1)	4-1
Zhuric Phelps, 2024-Pres. (1)	4-1
CJ Wilcher, 2024-Pres. (1)	4-1
Jaelyn Lee, 2023-Pres. (1)	1-1

## MILESTONES TO WATCH

- Wade Taylor IV needs eight points to become the first SEC player to the 1,800-point plateau since Mississippi State's Quinndary Weatherspoon in 2019.
- Jace Carter needs 13 points to reach 1,000.



## TEXAS A&M QUICK FACTS

Location	Bryan-College Station, Texas 77842
Founded	1872 (opened 1876)
Enrollment	79,105 (Fall 2024)
Nickname	Aggies
Colors	Maroon and White
Conference	Southeastern
Home Court	Reed Arena (12,989)
Chancellor	John Sharp (Texas A&M '72)
President	General (Ret.) Mark A. Welsh III (U.S. Air Force Academy '76)
Dir. of Athletics	Trev Alberts (Nebraska '93)
Faculty Ath. Rep.	Paul J. Batista, JD (Trinity '73)
Head Coach	Buzz Williams (Oklahoma City '94)
Assoc. Head Coach	Devin Johnson (UNO '08)
Assistant Coaches	Lyle Wolf (Transylvania '10) Steve Roccaforte (Lamar '89) Vince Walden (Longwood '01)
Special Asst to HC	Dale Layer (Eckerd College '80)
Dir. of Operations	Grant Hendrix (Auburn '17)
Dir. of Sport Perf.	Steve Gephardt (Arizona St. '04)
Dir. of Scouting	T.J. Ryan (Franklin College '18)
Dir. of Player Relations	Antonio McKenzie (UNT '04)
Sr. Assoc. AT	Eddie Benion (Missouri '95)
Admin. Coor.	Landry Moffett (Texas A&M '22)
Program Aide	Wabissa Bede (Virginia Tech '20)
Graduate Assistants	Shane Sinon (Liberty '22) Jelani Spain (Texas A&M '24)
2023-24 Record	21-15 9-9 SEC (t7th)
Home: 10-5   Away: 6-6   Neutral: 5-4	
Lettermen Returning/Lost	8/5
Starters Returning/Lost	4/1
2024 Postseason	NCAA Tournament (9-seed)

## COMMUNICATIONS

Brad Marquardt .....Asst. AD/Communications  
Email .....BMarquardt@athletics.tamu.edu  
Cell.....979.229.8651

Nick Hawthorn .....Student Assistant (MBB Comms)

For credentials, go to:

SEC Online Credentials System  
www.sportssystem.com/seccredentials





AT HIS BEST AGAINST THE BEST

Among active DI players with 20 or more career games vs. AP Top 25 teams, Wade Taylor IV ranks No. 3 with a 16.8 scoring average.

- Taylor averages 16.0 points, 4.0 rebounds and 3.7 assists in three games vs. AP Top 25 opponents in 2024-25.

Active DI Scoring Leaders vs. AP Top 25 Teams

(Min. 20 Games)

Player, Current School	Gm.	Pts./G
Hunter Dickinson, Kansas	39	18.4
RJ Davis, North Carolina	38	16.9
Wade Taylor IV, Texas A&M	26	16.8
Johni Broome, Auburn	25	16.3
Pop Isaacs, Creighton	33	16.3
Caleb Love, Arizona	34	15.6
Mark Sears, Alabama	33	15.2
Nijel Pack, Miami (Fla.)	32	15.1
Keshon Gilbert, Iowa State	21	14.6
Eric Dixon, Villanova	37	14.0

NOTABLE ABOUT TAYLOR IV

- What They're Saying: *"You've got to start guarding him as soon as you cross the Texas state line."* - Daymeon Fishback, SEC Network
- "He is a BUCKET."* - Rich Hollenberg, ESPN
- "You wonder how deep that was? That was All-American deep right there."* - Mike O'Donnell, ESPN
- "We've seen him makes threes, we've seen him drop dimes and now we've seen truly winning plays from the All-American."* - Mike O'Donnell, ESPN
- Wade Taylor IV has reached double digits in points in 21 straight games dating back to last March. He has 10+ points in 89 of 124 career games.
- He has been perfect from the FT line in 47 career games.
- He is averaging a 2.33 assist/turnover ratio, which is far ahead of his career best of 1.49 as a sophomore in 2022-23.
- Taylor is taking about four fewer shots per game as compared to 2023-24 and his FG% has climbed from .366 to .387.
- He is the lone DI player to log 500+ points, 100+ assists and 60+ steals the past two seasons.
- Taylor owns the single season school record for free throw percentage (.878 in 2022-23) and is the current leader for career percentage at .851.
- Taylor become the third player in school history to post consecutive seasons of 500-plus points with 572 in 2022-23 and 687 in 2023-24.
- Taylor and Bernard King are the only players in school history to post consecutive seasons with 500-plus points and 100-plus assists.
- With 687 points, 145 assists, 125 rebounds and 66 steals in 2023-24, Taylor became the second player in school history to reach 600/100/100/50 plateaus in a season.

COLLEGE STATION CONTINUITY

Texas A&M Basketball is an outlier in collegiate landscape where roster movement among players and coaches is common.

- Among the 12 players that saw action for the Aggies in 2023-24, only one player that didn't finish his eligibility isn't back in 2024-25.
- Texas A&M's coaching staff has remained unchanged except for internal promotions for the past three seasons.
- Buzz Williams' staff has a combined 107 years together, led by associate head coach Devin Johnson's 14 seasons on Team Bus #1. Others with double-digit years of service with Williams are: Lyle Wolf (13), Dale Layer (12) and Josh Chambers (10).

ABOUT THE NON-CON

- Texas A&M played eight non-conference opponents from power conferences, which is the most in school history.
- The Aggies played four teams from the Big Ten (3-1), two from the Big 12 (1-1) and one from the Big East (1-0) and Atlantic Coast (1-0) conferences.
- The Aggies were 3-0 against AP Top 25 opponents during the non-conference portion of their 2024-25 schedule.
- KenPom ranks the Aggies' non-con schedule as the No. 47-toughest among all D1 teams and No. 12 among power conference schools.

"BIG D" GUARD TRIO

The addition of Zhuric Phelps has given the Aggies a trio of senior guards hailing from the Dallas area - Phelps (Duncanville HS), Manny Obaseki (John Paul II HS in Plano) and Wade Taylor IV (Lancaster HS).

- Phelps joined the Aggies after three seasons at SMU, where scored 1,000+ points.
- Obaseki and Taylor were members of Texas A&M's early signing class in November of 2020.

TURKEY TALK

In Aggie Hoops vernacular, three defensive stops in a row is termed a "turkey." When the Aggies have tallied at least five turkeys this season, they have posted an 12-1 record.



TRANSFER IMPACT

The Aggies added a trio of transfers in the off-season and all three have impacted the lineup.

- Minnesota transfer Pharrel Payne has started six games, while SMU transfer Zhuric Phelps has started every game after missing the season opener due to a preseason injury.
- Payne is the team's top shot blocker (1.4), while Phelps leads in points and steals.
- Nebraska transfer C.J. Wilcher is one of first reserves off the bench and leads the team in 3-point accuracy (38.0%).

STRAW STIRS DRINK

Wade Taylor IV is one of five P5 players averaging 15.0+ points while dishing out 60+ assists and suffering 30 or fewer turnovers.

Leading P5 Scorers w. 60+ Assists/Less than 30 TOs

Player, School	TOs	Asts	Pts.
Kam Jones, Marquette	25	103	19.7
RJ Davis, UNC	30	70	17.8
Bruce Thornton, Ohio State	27	72	17.1
Wade Taylor IV, Texas A&M	27	63	15.7
Boogie Fland, Arkansas	26	92	15.5

WEARING THE GRAD PATCH

Five Aggies have earned their bachelor's degrees and wear the coveted SEC Graduate patch in 2024-25.

- Andersson Garcia received his bachelor's degree in Recreation, Parks and Tourism at Texas A&M's Fall 2024 Commencement on Dec. 12, 2024.
- Players with their degrees entering the season were Henry Coleman III (University Studies), Hayden Hefner (Marketing), Wade Taylor IV (University Studies) and CJ Wilcher (Child, Youth & Family Studies).

RETURNING FIREPOWER

With seven of the top eight players in terms of minutes-played returning in 2024-25, the Aggies have an uncommon percentage of returning points, rebounds, assists, steals and blocks.

- Last year's team leader in every statistical category across the board returns in 2024-25.

Back For More in 2024-25

Statistic	2023-24 Total	Returning	Pct.
Points	2,736	2,105	76.9%
Assists	412	318	77.2%
Rebounds	1,541	1,233	80.0%
Steals	250	224	90.0%
Blocks	107	82	76.6%



SCORING THE BALL

Texas A&M's Active Career Points Leaders

Player	Points	Years
Wade Taylor IV	1,792	4th
Zhuric Phelps	1,368	4th
Henry Coleman III	1,183	5th
Jace Carter	987	4th
CJ Wilcher	885	5th

REBOUNding THE BALL

Texas A&M's Active Career Rebounds Leaders

Player	Points	Years
Henry Coleman III	734	5th
Andersson Garcia	718	5th
Jace Carter	548	4th
Pharrel Payne	427	3rd
Zhuric Phelps	381	4th

EXPERIENCED AGGIES

Texas A&M has an uncommon amount of players with extensive starting experience.

- Aggies with more than 20 career collegiate starts are: **Wade Taylor IV** (96 games), **Henry Coleman III** (93), **Jace Carter** (69 total, 22 at A&M), **Zhuric Phelps** (77 total, 15 at A&M), **Solomon Washington** (40), **Hayden Hefner** (32), **Pharrel Payne** (29 total, 6 at A&M), **CJ Wilcher** (1 at Xavier, 28 at Nebraska) and **Manny Obaseki** (28).

PRESEASON PROGNOSTICATIONS

Texas A&M was ranked No. 13 in the preseason edition of the Associated Press Top 25 poll. It matches the highest preseason AP Top 25 ranking for the Aggies in program history. The 2006-07 Aggies, who advanced to the Sweet 16, were also ranked No. 13 in the preseason poll.

- The Aggies were one of nine SEC teams in the AP Top 25, joining No. 2 Alabama, No. 11 Auburn, No. 12 Tennessee, No. 16 Arkansas, No. 19 Texas, No. 21 Florida, No. 23 Kentucky and No. 24 Ole Miss.
- The Aggies were projected to place fifth in the SEC in 2024-25 by a vote of the SEC beat media, behind Alabama, Auburn, Tennessee and Arkansas.
- Preseason honors for **Wade Taylor IV** - 1st Team All-SEC (Media & Coaches); 2nd Team All-America (Jay Bilas/ESPN, Blue Ribbon); 3rd Team All-America (CBSSports.com, Jon Rothstein/CollegeHoopsToday.net, John Fanta/FoxSports.com); Bob Cousy Point Guard of the Year watch list; NABC D1 Player of the Year watch list

DOMINICAN RODMAN

Drawing comparisons to former NBA great **Dennis Rodman** for his tenacious defense and rebounding prowess, senior **F Andersson Garcia** emerged as the SEC's top rebounder and one of the nation's best on the offensive glass in 2023-24.

- What They're Saying: *"All he does is eat glass."* - Rich Hollenberg, ESPN
- What They're Saying: *"Andersson Garcia is the Dennis Rodman of college basketball - rebounding at an elite level, shot-blocking at an elite level, and hustle at an elite level."* - Mike O'Donnell, ESPN
- What They're Saying: *"Andersson Garcia may have the biggest hands of any human being I've ever seen. Look at those mitts on this kid. Holy cow! (Shaking his hand) would be like sticking your hand inside a first baseman's mitt, I'm telling you, those are freakishly big hands."* - Reid Gettys, ESPN
- Named to the SEC's All-Defensive Team last season, the 6-foot-7 Garcia ranked behind only 7-foot-4 **Zach Edey** of Purdue in offensive rebounds/G at 4.6 to 4.3.

WINNINGEST PLAYERS

Four current Texas A&M players have climbed into the school's top 20 for all-time wins - **Wade Taylor IV**, **Henry Coleman III**, **Hayden Hefner** and **Manny Obaseki**.

Wins by Texas A&M Players

Rk.	Player, Seasons (Years)	W	L
1	Donald Sloan, 2006-10 (4)	100	38
2t	Josh Carter, 2005-09 (4)	98	37
2t	Bryan Davis, 2006-10 (4)	98	37
4	Dominique Kirk, 2004-08 (4)	95	37
5	Joseph Jones, 2004-08 (4)	94	37
6	B.J. Holmes, 2007-11 (4)	93	37
7	Nathan Walkup, 2007-11 (4)	91	37
8	Kourtney Roberson, 2010-15 (5)	87	55
9	David Loubeau, 2008-12 (4)	86	47
10	Alex Caruso, 2012-16 (4)	85	52
11t	<b>Wade Taylor IV, 2021-25 (4)</b>	<b>84</b>	<b>41</b>
11t	Tonny Trocha-Morelos, 2014-18 (4)	84	48
13	Dash Harris, 2008-12 (4)	83	41
14t	<b>Henry Coleman III, 2021-25 (4)</b>	<b>82</b>	<b>40</b>
14t	<b>Hayden Hefner, 2020-25 (5)</b>	<b>82</b>	<b>44</b>
16t	Acie Law IV, 2003-07 (4)	75	47
16t	Tavario Miller, 2013-17 (4)	75	48
18t	Andre Gordon, 2019-23 (4)	74	46
18t	Derrick Roland, 2006-10 (4)	74	28
20	<b>Manny Obaseki, 2021-25 (4)</b>	<b>73</b>	<b>36</b>
21	Tyrece Radford, 2021-24 (3)	70	36
22	Jordan Green, 2011-15 (4)	69	60
23	Ray Turner, 2009-13 (4)	68	49
24	Chinemelu Elonu, 2006-09 (3)	67	23
25	Tyler Davis, 2015-18 (3)	65	37

NOTABLE ABOUT GARCIA

- The gregarious Garcia often celebrates a home victory by joining the trumpet section in the **Hullabaloo Band** for a faux-playing of the Aggie War Hymn (his lips don't actually touch the trumpet).
- Perhaps enhanced by English being his second language, Garcia owns the team's most spot-on impression of Buzz Williams.
- Nicknamed "Andy" by **Buzz Williams**, Texas A&M's student section makes "Andy's Coming" posters in honor of the Dominican Republic native. Garcia has embraced the famous phrase from the Disney/Pixar movie **Toy Story** by dropping to the ground like a lifeless toy when he draws a charge in the lane.
- According to a feature in **HoopsHQ** by **Chris Dortch**, Garcia shot a minimum of 500 3-pointers and up to 2,000 per day last summer. Over one particularly prolific month, Garcia hoisted 22,000 shots from beyond the arc.
- Since Aggie women's hoops coach **Joni Taylor** orchestrates an annual "Bike Build" campaign for local youths, there are often youth-sized bikes around Reed Arena. Occasionally, the lanky Garcia makes his entrance to practice or shootaround on a ridiculously tiny bike.

MANNY IN MARCH

**Manny Obaseki's** addition to the starting lineup on **March 2, 2024** proved to be a boon to the Aggies' fortunes as they rolled five straight wins, including four away from Reed Arena, to solidify their place in the NCAA Tournament field.

- In fact, Obaseki's addition may have saved the Aggies' season since the team was mired in a five-game losing streak before he re-joined the starting lineup.
- His start on 3/2 marked his first return to the starting lineup since the NIT Championship game in 2022 -- a span of 63 games.
- Prior to 3/2, Obaseki had seen 20 or more minutes of action just three times and only once during SEC play (20 minutes vs. Tennessee).
- Averaged 16.5 points and hit 54.5% of his 3-point tries while starting the final eight games of the season

Obaseki's Impact on the Aggies

Date	Opp.	FG/FGA	3FG-FGA	Reb.	Pts.
3/2/24	@UGa	4-10	2-3	5	12
3/6/24	MissSt	6-12	3-3	3	17
3/9/24	@Miss	9-14	5-3	1	25
3/14/24	*Miss	5-12	2-2	1	12
3/15/24	*Kty(9)	6-12	1-4	3	17
3/16/24	*Fla	4-9	2-4	5	12
3/22/24	+Neb	8-17	3-5	3	22
3/24/24	+UH	5-14	1-2	3	15
Averages		.470	.545	3.0	16.5

\* - SEC Tournament + - NCAA Tournament



AP TOP  
25

**FERRIS® MOWERS**  
**COACHES POLL**  
POWERED BY USA TODAY SPORTS

### AGGIES IN THE RANKINGS

	AP (Pts.)	Coaches (Pts.)	NET
Pre	13 (737)	15 (332)	--
N11	23 (169)	23 (99)	--
N18	23 (233)	22 (114)	--
N25	20 (318)	20 (146)	--
D2	22 (207)	24 (86)	41
D9	17 (415)	18 (197)	32
D16	12 (758)	11 (368)	22
D23	13 (811)	13 (405)	27
D30	13 (812)	12 (424)	20
<b>J6</b>	<b>10 (924)</b>	<b>9 (488)</b>	<b>17</b>
J13	--	--	--
J20	--	--	--
J27	--	--	--
F3	--	--	--
F10	--	--	--
F17	--	--	--
F24	--	--	--
M2	--	--	--
M10	--	--	--
Final	--	--	--

### AGGIES NEVER QUIT

Under Buzz Williams, Texas A&M hoops has rallied from a 15-point or more deficit to at least a tie six times in the past two seasons, including twice already in 2024-25.

- The Aggies rallied from an 18-point hole on the road against No. 17 Oklahoma for an 80-78 win on 1/8 and from a 16-point deficit vs. Southern for a 71-54 win.
- The Aggies orchestrated the largest comeback for a win in school history last season when the Aggies rallied from 21 points down to beat Iowa State, 73-69, in the ESPN Event Invitational.
- The Aggies rallied from a 21-point deficit against then No. 4 Houston on 12/16/23 to tie the game at 63-63 at the 1:30 mark, but the Cougars prevailed 70-66 at the Toyota Center in the Halal Guys Showcase.
- On the road against Arkansas on 1/16/2024, the Aggies found themselves in a 20-point hole with just over 6:00 remaining in the first half. Behind Wade Taylor IV's career-high 41 points, the Aggies rallied to take a one-point lead with :07 remaining but UA's Tramon Mark responded with a game-winner at the buzzer.
- Against No. 18 South Carolina, the Aggies used a 17-2 run to erase a 13-point deficit and take the lead with less than nine minutes remaining.
- The Aggies trailed Houston by as many as 13 points, and by 10 with 1:24 remaining, in their second round matchup in the 2024 NCAA Tournament, but rallied to force overtime on Andersson Garcia's buzzer-beating 3-pointer.

### TEXAS A&M'S BIGGEST RALLIES

Deficit	Score (Time)	Opponent (Date)	Result
21	35-14 (2:44 1H)	vs. Iowa State (11/26/2023)	W, 73-69 (16-0 run from 2:44 of 1st to 18:18 of 2nd narrows deficit to 5 points)
21	53-32 (15:39 2H)	vs. Houston (12/16/2023)	L, 70-66 (Aggies tie game at 63-63 at 1:30 mark, but can't surpass Cougars)
20	34-14 (6:07 1H)	at Arkansas (1/16/2024)	L, 78-77 (Aggies take lead with :07 remaining, ARK's T. Mark hits game-winner)
18	51-33 (17:00 2H)	at Oklahoma (1/8/2024)	W, 80-78 (Zhuric Phelps' 3-pointer with :19 remaining seals win)
18	48-30 (14:23 2H)	at Nebraska (02/24/2009)	W, 57-55 (Buzzer beater by Josh Carter for win)
17	53-36 (14:55 H)	vs. Virginia Tech (11/25/2016)	W, 68-65 (D.J. Hogg's 3 puts Aggies ahead by one, 2-pointer provides winning margin)
17	(2H)	at Penn State (01/02/2005)	W, 62-60 (Acie Law hits two free throws for winning margin)
16	37-21 (1:32 1H)	Southern (11/20/2024)	W, 71-54 (Down 14 at half, Aggies use second-half 18-0 run to win comfortably)
15	27-12 (9:04 1H)	NW St. (12/27/2022)	W, 64-52 (Aggies whittle deficit to five points by halftime, win comfortably)

### THIN MARGINS

The margin was thin in multiple games for the Aggies last season with 16 contests being tied or a one-possession game after the under 4:00 media timeout.

#### Texas A&M in Tight Games in 2023-24

Opponent (Date)	Score	Time	Result
vs. Houston (3/24)	86-86 tie	0:00	L, 95-100 ot
vs. Ole Miss (3/14)	A&M led 61-58	2:16	W, 80-71
Mississippi St. (3/6)	A&M led 72-69	1:35	W, 75-69
South Carolina (2/28)	68-68 tie	:09	L, 68-70
Arkansas (2/20)	ARK led 61-58	2:44	L, 71-78
at Vanderbilt (2/13)	A&M led 73-72	:13	L, 73-74
Florida (2/3)	A&M led 67-66	:35	W, 67-66
Ole Miss (1/27)	62-62 tie	:46	L, 68-71
Missouri (1/23)	A&M led 56-53	3:21	W, 63-57
at LSU (1/20)	A&M led 70-69	1:04	W, 73-69
at Arkansas (1/16)	A&M led 77-76	:07	L, 77-78
Kentucky (1/13)	89-89 tie	0:00	W, 97-92 ot
at Auburn (1/9)	AU led 56-54	2:54	L, 55-66
vs. Houston (12/16)	UH led 69-66	:05	L, 66-70
vs. Iowa St. (11/26)	A&M led 72-69	:02	W, 73-69
at Ohio St. (11/10)	A&M led 63-60	2:54	W, 73-66

### WINNINGEST TEXAS A&M HEAD COACHES

(By Total Victories)

Rk.	Head Coach	Years	Seasons	Record (Pct.)
1.	Shelby Metcalf	1963-90	27	438-306 (.589)
2.	Billy Kennedy	2011-19	8	151-116 (.566)
3.	Buzz Williams	2019-	6th	108-65 (.624)
4.	Mark Turgeon	2007-11	4	97-40 (.708)
5.	Bob Rogers	1957-63	6	92-52 (.639)
6.	D.X. Bible	1920-27	7	90-47 (.657)
7.	Tony Barone	1991-98	7	76-120 (.388)
8.	Billy Gillispie	2004-07	3	70-26 (.729)
9.	J.B. Reid	1929-35	6	66-52 (.559)
10.	Melvin Watkins	1998-04	6	60-112 (.349)

(By Winning Percentage, min. 60 games)

1.	Billy Gillispie	2004-07	3	70-26 (.729)
2.	Mark Turgeon	2007-11	4	97-40 (.708)
3.	D.X. Bible	1920-27	7	90-47 (.657)
4.	Bob Rogers	1957-63	6	92-52 (.639)
5.	Buzz Williams	2019-	6th	108-65 (.624)

## RECENT NEWS

### ONE-OF-A KIND NON-CON

- Texas A&M have played eight non-conference opponents from power conferences, which is the most in school history.
- The Aggies were 3-0 against AP Top 25 opponents this fall. The three-game win streak is tied for the second-longest in program history behind the four-game string by Buzz Williams' 2022-23 squad.

### AGGIES DOWN BOILERS

- Texas A&M's 70-66 win over No. 11 Purdue in Indianapolis was the program's highest-ranked non-conference victory since beating No. 10 North Carolina in the 2018 NCAA Tournament. It was the highest ranked regular season non-conference win since the M&W took down the No. 10 USC Trojans in 2017. Texas A&M improved to 3-0 vs. AP Top 25 teams this season. Buzz Williams was named the National COTW by Dick Vitale after the victory.

### RENEWED RIVALRY

- Texas A&M and Texas Tech met for the first time in over a decade (since 2012) with the Aggies emerging victorious in a neutral-site matchup in Fort Worth (12/8) in a renewal of one of A&M's most-played rivalries (127 meetings). Wade Taylor IV was named the US LBM Coast-to-Coast Player of the Game.

### DEFENSIVE VS. DEACONS

Texas A&M limited Wake Forest to just 44 points in the SEC/ACC Challenge on 12/3.

- It was the first time Texas A&M had held a power conference opponent to fewer than 50 points since Buzz Williams' first season when the Aggies beat Ole Miss, 57-47, on Jan. 7, 2020 ... It was the fewest points allowed to a power conference team since the 2016-17 Aggies beat Missouri, 60-43, on Feb. 28, 2017.

### PLAYERS ERA REVIEW

Texas A&M went 2-1 in the inaugural Players Era Festival in Las Vegas, falling to eventual champion Oregon (80-70) in the first game before battling to hard-fought victories over No. 21 Creighton (77-73) and Rutgers (81-77).

- Wade Taylor IV was named to the All-Tournament team after averaging 19.0 points/G with 13 assists and 11 rebounds.

### 100 W's X THREE

With the Aggies' 77-73 win over Creighton, Buzz Williams earned his 100th win at Texas A&M.

- He joins Tennessee's Rick Barnes as the only head coaches to win 100+ games at three power conference schools. Williams won 139 games at Marquette/Big East (2008-14) and 100 exactly at Virginia Tech/ACC (2014-19).







### HOOPS RADIO CREW:

Veteran radio broadcasters Andrew Monaco (right) and Dr. John Thornton describe the action for the 25-station Texas A&M Radio Network.

- The “Voice of the Aggies,” Andrew Monaco is in his seventh season as the play-by-play voice for the Aggie basketball, football and baseball teams, as well as the host of the coach’s radio show for those teams. Prior to A&M, Monaco spent 16 seasons with the San Antonio Spurs and was a part of the broadcast crew covering two NBA titles. Monaco is a finalist for the 2024 Texas Sportcaster of the Year by the National Sports Media Association (NSMA).
- A team captain on the Aggies’ SWC Championship team in 1974-75, Dr. John Thornton has served as the color analyst for the men’s basketball team for many years. The Southwest Conference Newcomer of the Year in 1973-74, Thornton was an assistant coach from 1981-90 and served as interim head coach in 1990 before embarking on a long career as an athletics administrator.

### RADIO NETWORK:

Fans can listen to all Texas A&M Men’s Basketball games, as well as the Buzz Williams Radio Show, across the state of Texas on the Texas A&M Radio Network.

Coverage Area	Station	Freq #
Austin	KJCE	1370 AM
Austin	KKMJ	95.5-2 HD2
Brenham	KWHI	101.7 FM
Brenham	KWHI	1280 AM
Carthage	KGAS	104.3 FM
College Station	WTAW	94.5 FM
College Station	WTAW	1620 AM
Dallas-Ft. Worth	KAAM	770 AM
El Campo	KULP	106.7 FM
El Campo	KULP	1390 AM
Granbury	KPIR	1420 AM
Hamilton	KCLW	900 AM
Houston	KFNC	92.5 FM
Houston	KFNC	97.5 FM
Levelland	KLVT	1230 AM
Marshall	KMHT	103.9 FM
San Antonio	KZDC	1250 AM
Stamford/Abilene	KLGD	106.9 FM
Victoria	KVNN	1340 AM

### RECORD BOOK RE-WRITE

Wade Taylor IV enters his final season with 13 season school records already on his resume and more than 20 career school and SEC Tournament standards within range.

#### Points

1. Bernard King	1999-03	1,990
2. <b>Wade Taylor IV</b>	2021-Pres.	1,792
3. Vernon Smith	1977-81	1,778
4. Joseph Jones	2004-08	1,679
5. Acie Law IV	2003-07	1,669
6. John Beasley	1963-66	1,594
7. Winston Crite	1983-87	1,576
8. Josh Carter	2005-09	1,566
9. Donald Sloan	2006-10	1,522
10. Rynn Wright	1977-81	1,495

#### 3-Point Field Goals

1. Josh Carter	2005-09	299
2. <b>Wade Taylor IV</b>	2021-Pres.	254
3. Bernard King	1999-03	232
4. B.J. Holmes	2007-11	184
5. Antoine Wright	2002-05	181
6. Dominique Kirk	2004-07	175
7. D.J. Hogg	2015-18	155
8. Chuck Henderson	1990-94	149
9. Elston Turner	2011-13	144
10. Admon Gilder	2015-18	140

#### Free Throws

1. Bernard King	1999-03	488
2. Joseph Jones	2004-08	480
3. <b>Wade Taylor IV</b>	2021-Pres.	452
4. Bennie Lenox	1961-64	404
5. Carroll Broussard	1959-62	396
6. Mike Heitmann	1967-70	377
7. Donald Sloan	2006-10	368
8. John Beasley	1963-66	360
9. Ronnie Peret	1966-69	353
10. Winston Crite	1983-87	348

#### Free Throw % (Min. 200 att.)

1. <b>Wade Taylor IV</b>	2021-Pres.	.851
2. Mike Floyd	1972-75	.846
3. Neil Swisher	1956-59	.817
4. Josh Carter	2005-09	.803
5. Randy Knowles	1971-74	.801
6. Bennie Lenox	1961-64	.800
7. B.J. Holmes	2007-11	.797
8. Quenton Jackson	2019-22	.793
9. John Beasley	1963-66	.791
10. Carroll Broussard	1959-62	.780
10. Admon Gilder	2015-18	.774

#### Assists

1. Alex Caruso	2012-16	649
2. David Edwards	1991-94	602
3. Bernard King	1999-03	550
4. Acie Law IV	2003-07	545
5. Dave Goff	1976-80	535
6. Todd Holloway	1983-87	491
7. <b>Wade Taylor IV</b>	2021-Pres.	432
8. Dominique Kirk	2005-08	382
9. Dash Harris	2008-12	379
10. Donald Sloan	2006-10	370

#### Steals

1. Alex Caruso	2012-16	276
2. David Edwards	1991-94	228
3. Todd Holloway	1983-87	208
4. Dave Goff	1976-80	198
5. <b>Wade Taylor IV</b>	2021-Pres.	192
6. Darryl McDonald	1986-88	173
7. Reggie Roberts	1980-83	160
8. Acie Law IV	2003-07	156
9. Bernard King	1999-03	152
10. Dash Harris	2008-12	140

## REED ARENA ATTENDANCE HISTORY

### 13,000-PLUS CROWDS (21)

14,036	vs. Kentucky	1/19/2022
13,888	vs. LSU	1/9/2016
13,717	vs. Texas	2/27/2010
13,657	vs. Kansas	2/15/2010
13,648	vs. Texas Tech	1/30/2010
13,584	vs. Oklahoma State	2/16/2008
13,555	vs. Texas	1/30/2008
13,300	vs. Texas	1/31/2011
13,263	vs. Kentucky	2/10/2018
13,203	vs. Missouri	3/3/2007
13,196	vs. Texas	2/5/2007
13,187	vs. Oklahoma State	1/20/2007
13,176	vs. Texas	3/1/2006
13,158	vs. Oklahoma	2/2/2008
13,151	vs. St. Joseph's (NIT)	3/23/2005
13,136	vs. Texas Tech	2/26/2005
13,051	vs. Baylor	2/24/2007
13,048	vs. Oklahoma	1/27/2007
13,021	vs. Baylor	2/6/2010
13,016	vs. Oklahoma State	2/12/2005
13,007	vs. Missouri	3/7/2009

### TOP NON-CONFERENCE CROWDS

(Regular Season Games Only)

12,473	Iowa State	1/30/16	W, 72-62
12,255	LSU	1/5/08	W, 79-53
<b>11,658</b>	<b>Ohio State</b>	<b>11/15/2024</b>	<b>W, 78-64</b>
11,200	Houston	12/29/04	W, 93-80
<b>11,086</b>	<b>ACU</b>	<b>12/28/2024</b>	<b>W, 92-54</b>
11,029	McNeese	1/3/09	W 57-52
10,722	Prairie View A&M	11/10/06	W, 81-49
10,689	Oral Roberts	11/17/23	W, 74-66
10,393	Arizona	12/5/08	W, 67-66
10,344	Gonzaga	11/15/19	L, 49-79








### TOP 10 SEASON AVERAGES

Rk.	Average	Year	Games	Record
1.	10,343	2007-08	20	16-4
2.	9,889	2009-10	16	15-1
3.	9,812	2006-07	19	18-1
4.	9,650	2023-24	15	10-5
5.	9,438	2008-09	18	16-2
<b>6.</b>	<b>9,418</b>	<b>2024-25</b>	<b>9</b>	<b>8-1</b>
7.	9,280	2022-23	16	15-1
8.	9,128	2017-18	16	13-3
9.	9,000	2010-11	17	15-2
10.	8,956	2015-16	18	17-1











































SOCK LEADERBOARD:





























Aggie Basketball rewards each 'Charge Taken' with a pair of socks.












Garcia	 
Washington	 
Taylor IV	 
Carter	

TALKING TURKEY:

In Aggie Basketball vernacular, a "Turkey" is three defensive stops in a row.

November	
at UCF	   
ETAMU	     
LAMAR	     
OHIO STATE	     
SOUTHERN	     
vs. Oregon	 
vs. Creighton	    
vs. Rutgers	    

December	
WAKE FOREST	     
vs. Texas Tech	    
vs. Purdue	     
HCU	    
ACU	     

January	
TEXAS	     
at Oklahoma	  
ALABAMA	 
at Kentucky	
LSU	
at Ole Miss	
at Texas	
OKLAHOMA	

February	
at South Carolina	
at Missouri	
GEORGIA	
ARKANSAS	
at Mississippi State	
TENNESSEE	
VANDERBILT	

March	
at Florida.	
AUBURN	
at LSU	

SEC

STANDINGS

As of Jan. 12	Conference				Overall					
	W-L	Pct.	H	A	W-L	Pct.	H	A	N	Strk
Alabama	3-0	1.000	1-0	2-0	14-2	.875	7-0	4-1	3-1	W8
Auburn	3-0	1.000	1-0	2-0	15-1	.938	7-0	2-1	6-0	W8
Ole Miss	3-0	1.000	2-0	1-0	14-2	.875	9-0	2-1	3-1	W3
Florida	2-1	.667	1-0	1-1	15-1	.938	8-0	2-1	5-0	W2
Georgia	2-1	.667	2-0	0-1	14-2	.875	11-0	1-1	2-1	W2
Kentucky	2-1	.667	1-0	1-1	13-3	.813	10-0	1-2	2-1	W1
Mississippi State	2-1	.667	1-1	1-0	14-2	.875	8-1	3-0	3-1	L1
Missouri	2-1	.667	2-0	0-1	13-3	.813	13-0	0-2	0-1	W2
Tennessee	2-1	.667	1-0	1-1	15-1	.938	9-0	3-1	3-0	W1
Texas A&M	2-1	.667	1-1	1-0	13-3	.813	8-1	1-1	4-1	L1
Vanderbilt	1-2	.333	0-1	1-1	13-3	.813	8-1	2-1	3-1	L2
Arkansas	0-3	.000	0-2	0-1	11-5	.688	8-2	1-1	2-2	L3
LSU	0-3	.000	0-1	0-2	11-5	.688	9-1	1-2	1-2	L3
Oklahoma	0-3	.000	0-1	0-2	13-3	.813	8-1	0-2	5-0	L3
South Carolina	0-3	.000	0-2	0-1	10-6	.625	8-3	1-2	1-1	L3
Texas	0-3	.000	0-2	0-1	11-5	.688	8-3	1-1	2-1	L3

WILLIAMS VS. AP TOP 25

Head coach Buzz Williams has compiled a 15-19 record against AP Top 25 opponents in his six seasons at Texas A&M. Since March of 2022, Williams' Aggies are 14-10 vs. ranked opponents, which is tied for sixth-most among all D1 teams in wins.

- The win over No. 17 Oklahoma (1/8) was the Aggies' fourth road win over a ranked opponent in the Buzz Williams era, which matches Texas A&M's number of ranked road wins in the 37 seasons before his arrival.
- Williams' 15 wins vs. AP Top 25 are already a school record, supplanting the 11 ranked victories by Shelby Metcalf from 1963-90.
- With four AP top 6 wins, Williams is the only head coach in program history with more than two. Joining Williams with multiple top 6 wins is Billy Gillispie, who hired Williams on his initial Aggie coaching staff in 2004-05.
- Williams' teams have tallied the two highest-ranked wins in school history with victories over No. 2 Alabama in the 2022-23 regular season finale and No. 4 Auburn in the 2022 SEC Tournament quarterfinals.
- The Aggies' win over No. 11 Purdue (Indianapolis) was the program's highest ranked regular season non-conference win since 2017.

Williams vs. AP Top 25 at Texas A&M		
(since 2019-20)		
Date	Opponent (Rk)	Result
11/15/19	Gonzaga (8)	L, 49-79
2/25/20	Kentucky (8)	L, 60-69
3/4/20	at Auburn (17)	W, 78-75
1/9/21	Tennessee (9)	L, 54-68
1/16/21	Missouri (17)	L, 52-68
3/6/21	at Arkansas (12)	L, 80-87

1/19/22	Kentucky (12)	L, 58-64
1/26/22	at LSU (19)	L, 64-70
2/1/22	at Tennessee (22)	L, 80-90
2/12/22	at Auburn (1)	L, 58-75
3/2/22	at Alabama (25)	W, 87-71
3/11/22	vs. Auburn (4)	W, 67-62
3/12/22	vs. Arkansas (15)	W, 82-64
3/13/22	vs. Tennessee (9)	L, 50-65
1/11/23	Missouri (20)	W, 82-64
1/25/23	at Auburn (15)	W, 79-63
2/21/23	Tennessee (11)	W, 68-63
3/4/23	Alabama (2)	W, 67-61
3/12/23	vs. Alabama (4)	L, 63-82
11/24/23	vs. FAU (19)	L, 89-96
12/16/23	vs. Houston (4)	L, 66-70
1/9/24	at Auburn (16)	L, 55-66
1/13/24	Kentucky (6)	W, 97-92
2/10/24	Tennessee (6)	W, 85-69
2/17/24	at Alabama (15)	L, 75-100
2/24/24	at Tennessee (5)	L, 51-86
2/28/24	South Carolina (18)	L, 68-70
3/15/24	vs. Kentucky (9)	W, 97-87
3/24/24	vs. Houston (2)	L, 95-100 ot
11/15/24	Ohio State (21)	W, 78-64
11/27/24	vs. Creighton (21)	W, 77-73
12/14/24	vs. Purdue (11)	W, 70-66
1/8/24	at Oklahoma (17)	W, 80-78
1/11/24	Alabama (5)	L, 88-94
1/14/24	at Kentucky (TBD)	

AP Top 25 Wins by Texas A&M Head Coaches		
Rk.	Head Coach, Years	Record vs AP25
1.	Buzz Williams, 2019-Pres. (6)	15-19 (.441)
2.	Shelby Metcalf, 1963-90 (27)	11-45 (.196)
3.	Mark Turgeon, 2007-11 (4)	10-21 (.323)
	Billy Kennedy, 2011-18 (8)	10-32 (.238)
5.	Billy Gillispie, 2004-07 (3)	6-14 (.300)





# WHAT'S UNIQUE ABOUT AGGIE HOOPS?

## GAMEDAY VIBES

- During gameday shoot-arounds, the Aggies traditionally vibe to **The Commodores** Pandora station on the team Turtlebox (founded by an Aggie) bluetooth speaker.

## BIRTHDAY SHENANIGANS

- On player or staff member's birthdays, Williams honors the occasion with an **emoji-filled tweet** that always includes a wrong number of birthdays for the celebrator.

## GETTING 'THE JUICE'

- Prior to practices, the team draws into a huddle at midcourt and Buzz Williams distributes **"The Juice"** to the team, which is actually simply hand sanitizer. Williams has been distributing "The Juice" prior to practices since his days at Marquette to ward off the spread of germs in the winter months.

## TURKEYS AND SOCKS

- In Aggie Basketball vernacular, a "turkey" is when an opponent is held scoreless on three straight possessions. When the team has posted consecutive stops, the Aggie bench calls out **"turkey, turkey"** to implore the five on the floor to get another stop.
- Taking charges** on defense is valued by Aggie Basketball, and the team rewards a charge taken by presenting a pair of socks to the charge taker from the special socks treasure chest.

## CULTURE WALL

- After road game shoot-arounds, everyone on the trip gets on the court for a fun photo. If the Aggies win, the photo is posted on Williams' X and Instagram (@teamcoachbuzz) and added to the **"Culture Wall"** in the locker room.

## PROFESSOR BUZZ

- Always seeking to connect to young people, Williams is co-teaching a sport management class at Texas A&M this fall, after guest lecturing for a leadership education class the past two fall semesters. Williams also taught similar classes at Virginia Tech.

## #GETBETTER EXPLAINED

- #getBETTER** is the mantra for Buzz Williams and his teams. It refers to **"the continual improvement in all facets of life. Always finding something to work on, to make progress on. Never being satisfied. Always looking for ways to grow."**



## BUZZ'S BUNCH

"Buzz's Bunch" connects young people with special needs to the game of basketball with an invitation to a game in the fall and a summer clinic. Originally founded during William's time in Milwaukee, Wisconsin at Marquette, Buzz's Bunch continued during his time in Blacksburg, Virginia at Virginia Tech and now at Texas A&M. Every player, coach and staff member has been lucky to develop a relationship, learn and grown from these children as Buzz's Bunch has grown to more than 500 members spanning all three cities.

## READING IS FUN

- Buzz Williams** is a voracious reader, generally completing 4-5 books every month. On Oct. 1, 2024, he tweeted from @TeamCoachBuzz his "3rd Quarter 2024 Reads" with a list of the 40 books he consumed in the first nine months of 2024. For the last 11 years, Williams has selected and gifted a book to every player, staff member and their family on the initial road trip of the season. Describing his commitment to reading, Williams said, **"Who you are today and who you will be five years from today are the people you meet and the books that you read. Regardless of the genre of book that you read, they say it's worth five years of experience."** (Source: @AggieMBK/Dec. 16, 2023)

## QUOTE SHIRTS

During the course of a season, Williams distributes 12 "Quote Shirts" to his players and staff that carry a life lesson or story behind its design for which the people within the men's basketball family can relate.

## BEING THANKFUL

- A staple of every road trip are the Aggies' **Thank You** letters. Each coach/player/staff member on the trip writes a Thank You letter to someone in their life at the first team meal of the roadie.

## SHOOTING WITH BUZZ

- "Shooting with Buzz" is a staple of the Aggies' practice regimen. As described by the Bryan-College Station Eagle: **"Each player must move their way through 18 shooting spots – some straight catch and shoot and some off of movement – and make 7 of 10 shots. The clock starts after the player's first make and stops once the whole circuit is done. Managers rebound the shots and pass a ball to Williams, who stands near the player, handing the ball off for each shot. On the sideline, a manager stands in front of a giant white board, keeping tallies of the players score at each position. On the other side, a record book of times it took to complete the course are logged."**  
**"I wanted to try to figure out a way, coming off of COVID and all the protocols and having, in essence, a completely revamped roster – how could I find some time working, while at the same time not screaming, while, in an unspoken way, they know I'm trying to invest in their life and in their game."**

# — HEAD COACH — BUZZ WILLIAMS



## THE WILLIAMS FILE

**HOMETOWN** ..... Van Alstyne, Texas  
**WIFE** ..... the former Corey Norman  
**CHILDREN** ..... Zera, Calvin, Mason and Addyson  
**COLLEGE** ..... Oklahoma City University  
 (Bachelor's degree in kinesiology, 1994)  
 Texas A&M-Kingsville  
 (Master's in kinesiology, 1999)

## HEAD COACHING RECORD

NEW ORLEANS (1 year) <b>14-17</b>		
Years	Record (Sun Belt)	Postseason
2006-07	14-17 (9-9, 4th W)	--

MARQUETTE (6 years) <b>139-69</b>		
Years	Record (Big East)	Postseason
2008-09	25-10 (12-6, 5th)	NCAA (2nd Rd)
2009-10	22-12 (11-7, t5th)	NCAA (1st Rd)
2010-11	22-15 (9-9, t9th)	NCAA (Sweet 16)
2011-12	27-8 (14-4, 2nd)	NCAA (Sweet 16)
2012-13	26-9 (14-4, t1st)	NCAA (Elite 8)
2013-14	17-15 (9-9, 6th)	--

VIRGINIA TECH (5 years) <b>100-69</b>		
Years	Record (ACC)	Postseason
2014-15	11-22 (2-16, 15th)	--
2015-16	20-15 (10-8, t7th)	NIT (2nd Rd)
2016-17	22-11 (10-8, t7th)	NCAA (1st Rd)
2017-18	21-12 (10-8, 7th)	NCAA (1st Rd)
2018-19	26-9 (12-6, 5th)	NCAA (Sweet 16)

TEXAS A&M (6 years) <b>108-65</b>		
Years	Record (SEC)	Postseason
2019-20	16-14 (10-8, t6th)	COVID-19
2020-21	8-10 (2-8, 13th)	--
2021-22	27-13 (9-9, t5th)	NIT (Finalist)
2022-23	25-10 (15-3, 2nd)	NCAA (1st Rd)
2023-24	21-15 (9-9, t7th)	NCAA (2nd Rd)
2024-25	13-3 (2-1)	

**TOTAL (18th year) **361-220****

\*The first two games of the 2021-22 season are not reflected in Williams' record.

## BUZZ WILLIAMS AT A GLANCE

- Buzz Williams is in his sixth season as the head coach at Texas A&M and his 18th year as a collegiate head coach.
- Prior to being named head coach of the Aggies on April 3, 2019, Williams served as head coach at Virginia Tech (5 years, 2014-19), Marquette (6 years, 2008-14) and New Orleans (1 year, 2006-07).
- In addition to his head coaching stints, Williams served on staffs at Marquette (2007-08), Texas A&M (2004-06), Colorado State (2000-04), Northwestern State (1999-2000), Texas A&M-Kingsville (1998-99) and UTA (1994-98).
- Williams is one of a handful of Div. I head coaches to take three different programs to the "Big Dance." He's coached in 21 NCAA Tournament games and produced 11 victories, which rank No. 22 in both categories among active Div. I head coaches. For his age (52) and his number of years as a head coach (17), Williams is the active leader in total victories and ranks No. 2 in NCAA Tournament games and NCAA Tournament victories.
- He received the nickname "Buzz" while working as an energetic student assistant for longtime Navarro Junior College coach and mentor Lewis Orr. Williams was inducted into the Navarro College Bulldog Hall of Fame in 2021 as the school honored Williams' climb from "floor maintenance manager" to head coach.
- Brent Langdon Williams or "Buzz" was born in Greenville, Texas and grew up in the small Texas town of Van Alstyne (population 4,369), which is located 50 miles north of the Cotton Bowl in Dallas, Texas. Van Alstyne is pronounced *Van ALL-steen*.
- This is Williams' second stint at Texas A&M - he also served as assistant coach/recruiting coordinator on Billy Gillispie's first staff at Texas A&M from 2004-06.
- Williams is one of the few NCAA Div. I head coaches that did not play college basketball. Instead, he was a student/graduate assistant at Navarro JC and Oklahoma City University.
- Perhaps the most impactful initiative by Williams was the founding of "Buzz's Bunch," which connects young people with special needs to the game of basketball with an annual Buzz's Bunch game in the fall and a summer clinic. Originally founded during William's time at Marquette, Buzz's Bunch continued at Virginia Tech and now at Texas A&M. Buzz's Bunch has grown to more than 500 members spanning all three cities.
- Williams was named the Associated Press SEC Coach of the Year in 2019-20 and again in 2022-23.
- He has 10 NCAA Tournament appearances in 17 postseason opportunities as a head coach, including four career Sweet 16 appearances (3 at Marquette, 1 at Virginia Tech) and one Elite Eight appearance (2013 Marquette)
- Williams has won 20-or-more games in 12 of his 17 seasons as a head coach and averages 20+ wins per season for his career. Williams' teams have suffered just two losing conference records.
- His 52 combined wins in 2021-22 and 2022-23 were a program record for consecutive season victories, and the 73 wins over the past three seasons were the third-best three-year total in school history. The 73 wins were the fourth-most victories by an SEC program over the past three seasons.
- He's coached, recruited or developed 16 NBA players over the course of his career, totaling over \$480 million in total salaries and over 3,000 games played.





— COACHING / SUPPORT STAFF —

# TEXAS A&M BASKETBALL



**BUZZ  
WILLIAMS**

HEAD COACH  
6TH SEASON



**DEVIN  
JOHNSON**

ASSOCIATE HEAD COACH  
6TH SEASON



**LYLE  
WOLF**

ASSISTANT COACH  
6TH SEASON



**STEVE  
ROCCAFORTE**

ASSISTANT COACH  
4TH SEASON



**VINCE  
WALDEN**

ASSISTANT COACH  
6TH SEASON




**DALE  
LAYER**

SPECIAL ASST. TO THE HEAD COACH  
6TH SEASON



**STEVE  
GEPHARDT**

DIR. OF STRENGTH & COND.  
5TH SEASON



**GRANT  
HENDRIX**

DIR. OF OPERATIONS  
1ST SEASON



**JOSH  
CHAMBERS**

DIR. OF CREATIVE  
6TH SEASON



**TJ  
RYAN**

DIR. OF SCOUTING  
6TH SEASON



**EDDIE  
BENION**

SENIOR ASSOC. ATHLETIC TRAINER  
5TH SEASON



**ANTONIO  
MCKENZIE**

DIR. OF PLAYER RELATIONS  
7TH SEASON



**LANDRY  
MOFFETT**

ADMIN. COORDINATOR  
3RD SEASON



**MACY  
RICHARDSON**

SCHOLASTIC SUPERVISOR  
3RD SEASON



**WABISSA  
BEDE**

PROGRAM AIDE  
4TH SEASON



**SHANE  
SINON**

GRADUATE ASSISTANT  
1ST SEASON



**JELANI  
SPAIN**

GRADUATE ASSISTANT  
5TH SEASON





— AGGIES —  
**IN THE NBA**

### AGGIES IN THE NBA (ACTIVE)

Player	Current Team	1st Year
Alex Caruso	Oklahoma City Thunder	2016
Quenton Jackson	Indiana Pacers	2022
DeAndre Jordan	Denver Nuggets	2008
Khris Middleton	Milwaukee Bucks	2012
Robert Williams III	Portland Trail Blazers	2018

## WILLIAMS AND THE NBA

Buzz Williams has coached, recruited or developed 16 NBA players over the course of his career, totaling over \$480 million in total salaries and over 3,000 games played entering 2024-25 (sorted by career NBA games).

Player	School	Games	Career Earnings
Wes Matthews	Marquette	986	\$115,730,643
Jimmy Butler	Marquette	815	\$263,773,726
Jae Crowder	Marquette	803	\$67,690,895
Nickeil Alexander Walker	Virginia Tech	301	\$19,036,613
Juan Toscano Anderson	Marquette	202	\$4,685,748
Lazar Hayward	Marquette	72	\$3,372,973
Dwight Buycks	Marquette	49	\$796,188
Justin Robinson	Virginia Tech	43	\$784,140
Jamil Wilson	Marquette	15	\$50,000
Quenton Jackson	Texas A&M	13	\$4,997,743
Vander Blue	Marquette	10	\$50,000
Darius Johnson Odom	Marquette	7	\$192,228
Jerel McNeal	Marquette	6	\$29,843
Dexter Dennis	Texas A&M	4	\$3,541,610
Justin Bibbs	Virginia Tech	0	\$94,742
Ahmed Hill	Virginia Tech	0	\$40,000

Source: Basketball-Reference.com (entering 2024-25 NBA season)



# NBA PEDIGREE

BUZZ WILLIAMS HAS PRODUCED **16** NBA PLAYERS AS A HEAD COACH



# — TEXAS A&M — SEASON/CAREER BESTS

## #0 JACE CARTER G | 6'-6" | 225 | SR.-1L | TITUSVILLE, FLA.

Season Highs			Career Highs		
PTS	16	vs. Texas Tech (12/8/24)	28	vs. Stonehill (11/21/22)	
RBS	9	vs. Southern (11/20/24)	12	3x, last vs. HCU (12/22/23)	
AST	2	2x, last vs. Texas Tech (12/8/24)	4	2x, last at Missouri St. (01/24/23)	
STL	4	vs. Southern (11/20/24)	4	5x, last vs. Southern (11/20/24)	
BLK	1	3x, last vs. Alabama (1/11/24)	2	10x, last at SMU (11/14/23)	
3PM	3	vs. Texas Tech (12/8/24)	5	3x, last at Murray St. (01/14/23)	
MIN	30	2x, last at Oklahoma (1/8/24)	43	2x, last at Drake (01/10/23)	

## #1 ZHURIC PHELPS G | 6'-4" | 190 | SR.-TR | MIDLAND, TEXAS

Season Highs			Career Highs		
PTS	34	at Oklahoma (1/8/24)	34	at Oklahoma (1/8/24)	
RBS	10	vs. ACU (12/28/24)	12	vs. West Virginia (11/20/23)	
AST	7	vs. Lamar (11/11/24)	10	vs. East Carolina (2/19/23)	
STL	7	vs. ACU (12/28/24)	7	2x, last vs. ACU (12/28/24)	
BLK	1	2x, last vs. Alabama (1/11/24)	2	7x, last at FAU (2/22/24)	
3PM	6	at Oklahoma (1/8/24)	6	at Oklahoma (1/8/24)	
MIN	34	3x, last vs. Alabama (1/11/24)	46	at Wichita State (2/12/23)	

## #2 HAYDEN HEFNER G | 6'-6" | 190 | GR.-4L | NEDERLAND, TEXAS

Season Highs			Career Highs		
PTS	19	vs. HCU (12/20/24)	24	vs. HCU (12/22/23)	
RBS	6	vs. ACU (12/28/24)	7	vs. PVAM (12/30/23)	
AST	3	at Oklahoma (1/8/24)	3	5x, last at Oklahoma (1/8/24)	
STL	2	4x, last at Oklahoma (1/8/24)	3	vs Mississippi St. (3/5/22)	
BLK	2	vs. ETAMU (11/8/24)	2	vs. ETAMU (11/8/24)	
3PM	3	2x, last vs. HCU (12/20/24)	5	vs Missouri (2/5/22)	
MIN	28	vs. Alabama (1/11/24)	28	2x, last vs. Alabama (1/11/24)	

## #4 WADE TAYLOR IV G | 6'-0" | 180 | GR.-3L | DALLAS, TEXAS

Season Highs			Career Highs		
PTS	24	vs. Rutgers (11/30/24)	41	at Arkansas (1/16/24)	
RBS	6	vs. Oregon (11/26/24)	7	3x, last vs. Houston (3/24/24)	
AST	10	vs. ACU (12/28/24)	9	2x, last vs. Arkansas (2/20/24)	
STL	5	vs. Purdue (12/14/24)	6	3x, last vs. LSU (1/6/24)	
FTM	8	vs. Rutgers (11/30/24)	16	vs Tennessee (2/21/23)	
FTA	8	vs. Rutgers (11/30/24)	17	vs Tennessee (2/21/23)	
3PM	4	3x, last vs. Wake Forest (12/3/24)	7	vs. Nebraska (3/22/24)	
MIN	35	vs. Rutgers (11/30/24)	44	vs. Houston (3/24/24)	

## #9 SOLOMON WASHINGTON F | 6'-7" | 220 | JR.-2L | NEW ORLEANS, LA.

Season Highs			Career Highs		
PTS	11	2x, last at Oklahoma (1/8/24)	18	2x, last vs. Florida (3/16/23)	
RBS	11	2x, last vs. HCU (12/20/24)	11	2x, last vs. HCU (12/20/24)	
AST	2	5x, last vs. Alabama (1/11/24)	5	vs. HCU (12/22/23)	
STL	2	2x, last vs. Texas (1/4/25)	3	vs. Memphis (12/10/23)	
BLK	4	vs. Rutgers (11/30/24)	4	2x, last vs. Rutgers (11/30/24)	
3PM	2	vs. Texas Tech (12/8/24)	3	vs. Iowa State (11/26/23)	
MIN	31	vs. Texas Tech (12/8/24)	35	at LSU (1/20/24)	

## #10 CJ WILCHER G | 6'-5" | 210 | GR.-TR | PLAINFIELD, N.J.

Season Highs			Career Highs		
PTS	14	vs. ACU (12/28/24)	22	2x, last vs. Wisconsin (2/1/24)	
RBS	3	2x, last vs. HCU (12/20/24)	6	3x, last vs. Minnesota (2/25/23)	
AST	2	vs. HCU (12/20/24)	4	3x, last at Rutgers (2/14/23)	
STL	1	3x, last vs. ACU (12/28/24)	3	2x, last vs. SC State (12/29/23)	
3PM	4	vs. ACU (12/28/24)	5	2x, last vs. Wisconsin (2/1/24)	
3PA	7	vs. ACU (12/28/24)	9	at Rutgers (2/14/23)	
MIN	20	vs. HCU (12/20/24)	38	2x, last at Minnesota (1/7/23)	

## #11 ANDERSSON GARCIA F | 6'-7" | 215 | SR.-1L | MOCA, DOMINICAN REPUBLIC

Season Highs			Career Highs		
PTS	15	vs. Lamar (11/11/24)	15	vs. Lamar (11/11/24)	
RBS	16	vs. Wake Forest (12/3/24)	19	vs. HCU (12/22/23)	
O-RBS	5	2x, last vs. Oregon (11/26/24)	9	2x, last vs. Tennessee (2/10/24)	
AST	3	2x, last vs. Lamar (11/11/24)	5	at Missouri (2/7/24)	
STL	4	at Oklahoma (1/8/24)	5	vs. Kentucky (1/13/24)	
BLK	2	vs. Creighton (11/27/24)	3	vs. South Carolina (2/28/24)	
MIN	35	vs. Oregon (11/26/24)	41	vs. Houston (3/24/24)	

## #15 HENRY COLEMAN III F | 6'-8" | 250 | GR.-3L | RICHMOND, VA.

Season Highs			Career Highs		
PTS	17	vs. Creighton (11/27/24)	27	vs North Florida (11/10/21)	
RBS	11	vs. Alabama (1/11/24)	15	3x, last at SMU (11/14/23)	
O-RBS	6	vs. ETAMU (11/8/24)	8	vs. Alabama (3/4/23)	
AST	1	5x, last vs. Alabama (1/11/24)	6	at DePaul (11/25/22)	
STL	4	vs. Southern (11/20/24)	5	vs Florida (3/10/22)	
BLK	--	--	2	3x, last at LSU (1/26/22)	
MIN	28	vs. Creighton (11/27/24)	41	vs Florida (3/10/22)	

## #21 PHARREL PAYNE F/C | 6'-9" | 250 | JR.-TR | COTTAGE GROVE, MINN.

Season Highs			Career Highs		
PTS	23	vs. Alabama (1/11/24)	23	vs. Alabama (1/11/24)	
RBS	9	2x, last vs. Alabama (1/11/24)	13	vs. Cal Baptist (12/21/22)	
O-RBS	6	vs. Alabama (1/11/24)	7	vs. Rutgers (2/18/24)	
AST	2	vs. Ohio State (11/15/24)	6	vs. Penn State (2/18/23)	
STL	2	vs. Creighton (11/27/24)	2	3x, last at Rutgers (2/1/23)	
BLK	4	vs. Alabama (1/11/24)	5	at Indiana (1/12/24)	
MIN	24	2x, last vs. Alabama (1/11/24)	40	vs. Cal Baptist (12/21/22)	

## #35 MANNY OBASEKI G | 6'-4" | 200 | SR.-3L | ALLEN, TEXAS

Season Highs			Career Highs		
PTS	15	vs. Ohio State (11/15/24)	25	at Ole Miss (3/9/24)	
RBS	5	2x, last vs. HCU (12/20/24)	9	vs. Northwestern St. (12/21/21)	
AST	4	2x, last at Oklahoma (1/8/24)	4	4x, last at Oklahoma (1/8/24)	
STL	3	vs. HCU (12/20/24)	3	2x, last vs. HCU (12/20/24)	
BLK	2	vs. Ohio State (11/15/24)	2	3x, last vs. Ohio State (11/15/24)	
3PM	1	3x, last vs. HCU (12/20/24)	4	at Ole Miss (3/9/24)	
MIN	28	vs. Ohio State (11/15/24)	36	vs. Kentucky (3/15/24)	





# — AGGIE BASKETBALL — AT A GLANCE

## SCHEDULE BREAKDOWN -- TV TALENT / OFFICIALS / GAME DURATION

November							
AP/CP/NET	Opponent (AP/CP/NET)	Result	TV/Tip	TV Talent	Officials (PF: TAMU/Opponent)	Duration	
4 13/15/-	at UCF (-/-/-)	L, 61-64	ESPN+/6 p.m.	Austin Lyon, Mike O'Donnell, Hannah Jo Groves	Tony Padilla, Rick Crawford, Christopher Merlo (24/17)	2:34	
8 13/15/-	<b>EAST TEXAS A&amp;M</b> (-/-/-)	W, 87-55	SECN+/7 p.m.	Will Johnson, Tap Bentz	Terry Oglesby, Jeb Hartness, Devyn Page (15-14)	1:59	
11 23/23/-	<b>LAMAR</b> (-/-/-)	W, 97-71	SECN+/7 p.m.	Will Johnson, Tap Bentz	Don Daily, Vladimir Voyard-Tadal, Landon Brandes (19-21)	2:11	
15 23/23/-	<b>OHIO STATE</b> (21/22/-)	W, 78-64	SECN/8 p.m.	Mike Morgan, Pat Bradley	Joe Lindsay, Owen Shortt, Chuck Jones (21/24)	2:22	
20 23/22/-	<b>SOUTHERN</b> (-/-/-)	W, 71-54	SECN+/7 p.m.	Will Johnson, Blake McDonald	Doug Shows, Bart Lenox, Garrick Shannon (16/24)	1:54	
26 20/20/-	\$ Oregon (RV/RV/-)	L, 70-80	TBS/3:30 p.m.	J.B. Long, Candace Parker, Lauren Jbara	Paul Szelc, Brian O'Connell, Michael Irving (22/20)	2:19	
27 20/20/-	\$ Creighton (21/19/-)	W, 77-73	MAX/5:30 p.m.	J.B. Long, Candace Parker, Lauren Jbara	Terry Oglesby, Roger Ayers, Jerry Heater (18/17)	2:15	
30 20/20/-	\$ Rutgers (-/RV/-)	W, 81-77	TruTV/2:30 p.m.	J.B. Long, Candace Parker, Lauren Jbara	Jeffrey Anderson, Chuck Jones, Jerry Heater (19/29)	2:18	
December							
3 22/24/41 &	<b>WAKE FOREST</b> (-/-/113)	W, 57-44	ESPN2/8 p.m.	Brian Custer, Jon Crispin	Doug Shows, Courtney Green, Chuck Jones (12/16)	2:05	
8 22/24/38 #	vs. Texas Tech (RV/RV/28)	W, 72-67	ESPN2/2 p.m.	Rich Hollenberg, King McClure	Joe Lindsay, Marques Pettigrew, Greg Nixon (13/16)	2:13	
14 17/18/32 %	vs. Purdue (11/11/28)	W, 70-66	CBS/11 a.m.	Rich Waltz, Bill Raftery, Jay Wright, Jon Rothstein	Keith Kimble, Brian Dorsey, Bart Lenox (11/20)	2:14	
20 12/11/22	<b>HCU</b> (-/-/337)	W, 77-45	SECN+/1 p.m.	Andrew Monaco, Dr. John Thornton	Joe Lindsay, Jeb Hartness, Matt Jarman (15/13)	2:00	
28 13/13/27	<b>ACU</b> (-/-/225)	W, 92-54	SECN/3 p.m.	James Westling, King McClure	Bart Lenox, Todd Austin, Anthony Jordan (13/21)	1:59	
January							
4 13/12/20 *	<b>TEXAS</b> (-/-/35)	W, 80-60	SECN/7 p.m.	Tom Hart, Dane Bradshaw	Doug Shows, Jeb Hartness, Chuck Jones (17/24)	2:14	
8 10/9/17 *	at Oklahoma (17/16/45)	W, 80-78	SECN/8 p.m.	Mike Morgan, Mark Wise	Joe Lindsay, Jason Baker, Keith Kimble (16/16)	2:07	
11 10/9/15 *	<b>ALABAMA</b> (17/16/8)	L, 88-94	ESPN/2/7 p.m.	Dave O'Brien, Cory Alexander	Don Daily, Courtney Green, Wil Howard (27/31)	2:52	
14 ?/?/? *	at Kentucky (?/?/?)		ESPN2/6 p.m.	Karl Ravech, Jimmy Dykes			
18 (Sat.) *	<b>LSU</b>		SECN/7:30 p.m.	Lowell Galindo, Joe Kleine			
22 (Wed.) *	at Ole Miss		ESPN2/U/8 p.m.	Tom Hart, Dane Bradshaw			
25 (Sat.) *	at Texas		ESPN/2/1:30 p.m.				
28 (Tue.) *	<b>OKLAHOMA</b>		SECN/8 p.m.				
February							
1 (Sat.) *	at South Carolina		SECN/7:30 p.m.				
8 (Sat.) *	at Missouri		SECN/2:30 p.m.				
11 (Tue.) *	<b>GEORGIA</b>		SECN/8 p.m.				
15 (Sat.) *	<b>ARKANSAS</b>		ESPN/2/11 a.m.				
18 (Tue.) *	at Mississippi State		SECN/6 p.m.				
22 (Sat.) *	<b>TENNESSEE</b>		ESPN/2/11 a.m.				
26 (Wed.) *	<b>VANDERBILT</b>		SECN/6 p.m.				
March							
1 (Sat.) *	at Florida		SECN/7:30 p.m.				
4 (Tue.) *	<b>AUBURN</b>		ESPN/2/U/6 or 8 p.m.				
8 (Sat.) *	at LSU		SECN/3 p.m.				
12 (Wed.) +	SEC Tournament						
20 (Thu.)	NCAA 1st/2nd Rounds (Site TBD)						
27 (Thu.)	NCAA Regionals (Site TBD)						
April							
5 (Sat.)	NCAA Final Four (San Antonio, Texas)						

\* - SEC Game

\$ - Players Era Festival (Las Vegas, Nev.)

& - SEC-ACC Challenge

# - USLBM Coast to Coast Challenge (Dickies Arena, Fort Worth)

% - Indy Classic (Gainbridge Fieldhouse, Indianapolis, Ind.)

+ - SEC Tournament (Bridgestone Arena, Nashville, Tenn.)

\$ - NCAA 1st/2nd Rounds





# 2024-25 SEASON STATS

### Game Records

Record	Overall	Home	Away	Neutral
ALL GAMES	13-3	8-1	1-1	4-1
CONFERENCE	2-1	1-1	1-0	0-0
NON-CONFERENCE	11-2	7-0	0-1	4-1

### Score by Periods

Team	1st	2nd	OT	TOT
Texas A&M	579	659	0	1238
Opponents	509	537	0	1046

### Team Box Score

No.	Player				Total		3-Point		F-Throw		Rebounds											
		GP-GS	MIN	AVG	FG-FGA	FG%	3FG-3FGA	3FG%	FT-FTA	FT%	OFF	DEF	TOT	AVG	PF	DQ	A	TO	BLK	STL	PTS	AVG
4	TAYLOR IV, Wade	13-13	394:13	30.3	63-163	.387	33-98	.337	45-50	.900	1	42	43	3.3	35	1	63	27	1	17	204	15.7
1	PHelps, Zhuric	15-14	416:42	27.8	82-213	.385	19-61	.311	48-71	.676	20	53	73	4.9	34	1	40	49	2	36	231	15.4
21	PAYNE, Pharrel	16-6	290:54	18.2	49-73	.671	0-0	.000	45-78	.577	41	36	77	4.8	31	1	7	16	22	7	143	8.9
15	COLEMAN III, Henry	16-10	311:24	19.5	52-89	.584	0-0	.000	33-46	.717	47	38	85	5.3	18	0	6	14	0	14	137	8.6
35	OBASEKI, Manny	16-3	279:09	17.4	36-111	.324	3-14	.214	34-47	.723	6	24	30	1.9	33	0	21	18	6	5	109	6.8
2	HEFNER, Hayden	15-9	218:25	14.6	33-72	.458	16-46	.348	13-20	.650	14	17	31	2.1	20	0	10	6	5	11	95	6.3
9	WASHINGTON, Solomon	16-16	358:12	22.4	24-64	.375	5-21	.238	30-36	.833	42	54	96	6.0	32	1	18	20	19	9	83	5.2
11	GARCIA, Andersson	16-3	371:32	23.2	27-54	.500	6-21	.286	19-27	.704	32	58	90	5.6	42	2	20	12	12	16	79	4.9
0	CARTER, Jace	15-6	315:16	21.0	25-61	.410	7-34	.206	16-36	.444	17	38	55	3.7	19	0	11	12	3	16	73	4.9
10	WILCHER, C.J.	16-0	169:35	10.6	21-52	.404	19-50	.380	6-7	.857	0	13	13	0.8	9	0	6	7	1	3	67	4.2
14	MCDERMOTT, Chris	4-0	41:35	10.4	3-8	.375	0-0	.000	3-4	.750	8	6	14	3.5	1	0	2	1	2	0	9	2.3
3	DOCKERY, Rob	1-0	06:50	6.8	1-4	.250	0-0	.000	0-0	.000	1	0	1	1.0	2	0	1	0	0	0	2	2.0
24	LEE, Jaelyn	4-0	26:12	6.6	3-8	.375	0-4	.000	0-0	.000	2	3	5	1.3	2	0	1	0	1	0	6	1.5
Team											42	22	64					9				
Total		16	3200		419-972	.431	108-349	.309	292-422	.692	273	404	677	42.3	278	6	206	191	74	134	1238	77.4
Opponents		16	3200		346-893	.387	129-417	.309	225-303	.743	177	342	519	32.4	323	10	215	233	80	122	1046	65.4

### Team Statistics

	AM	OPP
Scoring	1238	1046
Points per game	77.4	65.4
Scoring margin	+12.0	-
Field goals-att	419-972	346-893
Field goal pct	.431	.387
3 point fg-att	108-349	129-417
3-point FG pct	.309	.309
3-pt FG made per game	6.8	8.1
Free throws-att	292-422	225-303
Free throw pct	.692	.743
F-Throws made per game	18.3	14.1
Rebounds	677	519
Rebounds per game	42.3	32.4
Rebounding margin	+9.9	-
Assists	206	215
Assists per game	12.9	13.4
Turnovers	191	233
Turnovers per game	11.9	14.6
Turnover margin	+2.6	-
Assist/turnover ratio	1.1	0.9
Steals	134	122
Steals per game	8.4	7.6
Blocks	74	80
Blocks per game	4.6	5.0
Winning streak	0	-
Home win streak	0	-
Attendance	84762	16412
Home games-Avg/Game	9-9418	2-8206
Neutral site-Avg/Game	-	5-6301

### Team Results

Date	Opponent		Score	Att.
11/04/2024	at UCF	L	61-64	8808
11/08/2024	East Texas A&M	W	87-55	8673
11/11/2024	Lamar University	W	97-71	7195
11/15/2024	Ohio St.	W	78-64	11658
11/20/2024	Southern U.	W	71-54	7061
11/26/2024	vs Oregon	L	70-80	7602
11/27/2024	vs Creighton	W	77-73	6143
11/30/2024	vs Rutgers	W	81-77	5116
12/03/2024	Wake Forest	W	57-44	8833
12/08/2024	vs Texas Tech	W	72-67	12642
12/14/2024	vs Purdue	W	70-66	0
12/20/2024	Houston Christian	W	77-45	5023
12/28/2024	Abilene Christian	W	92-54	11086
01/04/2025	Texas	W	80-60	12236
01/08/2025	at Oklahoma	W	80-78	7604
01/11/2025	Alabama	L	88-94	12997



# THE LAST TIME...

## TEXAS A&M...

Scored 100 Points	102 vs. Dallas Christian, 12/27/21
Shot 60 Percent From the Field	60% vs. Penn State, 11/23/23
Shot 50 Percent From 3-Point Range (more than 10 attempts)	57% (13-23) vs. Nebraska, 3/22/24
Did Not Make a 3-Pointer	0-for-13 vs. Hartford, 1/3/15
Had 40 Free Throw Attempts	48 vs. Alabama, 1/11/25
Made 30 Free Throws	31 vs. Rutgers, 11/30/24
Had 50 Rebounds	55 vs. Southern, 11/20/24
Had 30 Assists	32 vs. Savannah State, 12/13/17
Had 15 Steals	15 vs. ACU, 12/28/24
Had 10 Blocked Shots	10 vs. Alabama, 1/11/25
Had Four Players Score in Double Figures	vs. Alabama, 1/11/25
Had Five or More Players Score in Double Figures	5, vs. Nebraska, 3/22/24
Had Two Players Score 20 Points	vs. Alabama, 1/11/25
Had 30 Fouls	33 vs. Missouri, 3/13/14
Had 30 Turnovers	30 vs. Texas, 2/3/99
Won on a Buzzer Beater	81-80 on a 3-pointer by Hassan Diarra with 0.9 left vs. ACU, 11/12/21 (College Station)

## A TEXAS A&M PLAYER...

Had a Double-Double	Henry Coleman III (12 pt./ 11 reb.) vs. Alabama, 1/11/25
Had a Triple-Double	Bernard King (20 pt./10 reb./10 ast.) vs. Texas Tech, 1/9/02
Scored 40 Points	41, Wade Taylor IV at Arkansas, 1/16/24
Scored 30 Points	34, Zhuric Phelps at Oklahoma, 1/8/25
Scored 20 Points with 20 Rebounds	27 points & 21 rebounds, Rynn Wright vs. UNLV, 12/15/78
Made 5 Three-Pointers	6, Zhuric Phelps at Oklahoma, 1/8/25
Had 20 Rebounds	21, Vernon Smith and Rynn Wright vs. UNLV, 12/15/78
Had 15 Rebounds	16, Andersson Garcia vs. Wake Forest, 12/3/24
Had 10 Assists	10, W. Taylor IV vs. ACU, 12/28/24
Had 5 Steals	7, Zhuric Phelps vs. ACU, 12/28/24
Had 5 Blocks	8, Josh Nebo vs. Oregon State, 12/21/19
Made 10 Field Goals	11, Zhuric Phelps at Oklahoma, 1/8/25
Had 20 Field Goal Attempts	29, Zhuric Phelps vs. Alabama, 1/11/25
Made 10 Free Throws	11, Pharrel Payne vs. Alabama, 1/11/25
Had 15 Free Throw Attempts	15, Pharrel Payne vs. Alabama, 1/11/25

## AN OPPOSING TEAM...

Scored 100 Points	100 (100-95) by Houston, 3/24/24
Shot 60 Percent From the Field	60.0% by Georgia, 2/22/22
Shot Under 30 Percent From the Field	28.3% by Wake Forest, 12/3/24
Had 40 Free Throw Attempts	40 by Alabama, 1/11/25
Made 30 Free Throws	31 by Arkansas, 1/16/24
Had 50 Rebounds	55 by Alabama, 1/11/25
Had 30 Assists	30 by Arkansas, 2/23/91
Had 15 Steals	19 by LSU, 1/23/13
Had 10 Blocked Shots	10, by UCF, 11/4/24
Had 30 Fouls	31 by Alabama, 1/11/25
Had 30 Turnovers	33 by Dallas Christian, 12/27/21
Won on a Buzz Beater	74-73 on a short jumper by Ezra Manjon of Vanderbilt, 2/13/2024 (Nashville, Tenn.)

## AN OPPOSING PLAYER...

Had a Triple-Double	Walker Kessler of Auburn (12 pts./11 reb./12 blk.), 2/12/22
Scored 40 Points	43, Mike Singletary of Texas Tech, 3/11/09
Scored 30 Points	34, Brycen Goodine of Oklahoma, 1/8/25
Made 5 Three-Pointers	9, Brycen Goodine of Oklahoma, 1/8/25
Had 20 Rebounds	20, Eric Chenowith of Kansas, 1/14/98
Had 15 Rebounds	17, Oscar Tshiebwe of Kentucky, 1/21/23
Had 10 Assists	10, Jamal Shead of Houston, 3/24/24
Had 5 Steals	5, Jordan Wright of Vanderbilt, 3/11/23
Had 5 Blocks	5, Ryan Kalkbrenner of Creighton, 11/27/24



# 2024-25 SEASON SUPERLATIVES

## TEXAS A&M

### TEAM GAME HIGHS

Points	97	vs. Lamar University (11/11/24)
Field Goals Made	34	vs. East Texas A&M (11/8/24)
Field Goal Attempts	72	vs. Alabama (1/11/25)
Field Goal Percentage	.585	vs. ACU (12/28/24)
3 Pt Field Goals Made	12	vs. Lamar University (11/11/24)
3 Pt Fg Attempts	35	vs. Oregon (11/26/24)
3 Pt Fg Percentage	.462	vs. Lamar University (11/11/24)
Free Throws Made	32	vs. Ohio State (11/15/24)
Free Throw Attempts	48	vs. Alabama (1/11/25)
Free Throw Percentage	.824	vs. Wake Forest (12/3/24)
Rebounds	55	vs. Southern (11/20/24)
Assists	22	vs. ACU (12/28/24)
Steals	15	vs. ACU (12/28/24)
Blocked Shots	10	vs. Alabama (1/11/25)
Turnovers	18	3x, last vs. ACU (12/28/24)
Fouls	27	vs. Alabama (1/11/25)

### TEAM GAME LOWS

Points	57	vs. Wake Forest (12/3/24)
Field Goals Made	19	vs. Wake Forest (12/3/24)
Field Goal Attempts	49	vs. Wake Forest (12/3/24)
Field Goal Percentage	.324	vs. Oregon (11/26/24)
3 Pt Field Goals Made	2	vs. Texas (1/4/25)
3 Pt Fg Attempts	15	vs. Rutgers (11/30/24)
3 Pt Fg Percentage	.105	vs. Rutgers (11/30/24)
Free Throws Made	6	vs. HCU (12/20/24)
Free Throw Attempts	10	vs. HCU (12/20/24)
Free Throw Percentage	.538	vs. Southern (11/20/24)
Rebounds	32	at Oklahoma (1/8/25)
Assists	8	vs. Creighton (11/27/24)
Steals	3	vs. Oregon (11/26/24)
Blocked Shots	0	at Oklahoma (1/8/25)
Turnovers	7	vs. Texas (1/4/25)
Fouls	11	vs. Purdue (12/14/24)

### PLAYER GAME HIGHS

Points	34	Phelps at Oklahoma (1/8/25)
Field Goals Made	11	Phelps at Oklahoma (1/8/25)
Field Goal Att.	29	Phelps vs. Alabama (1/11/25)
Fg Pct (MIN 5 MADE)	1.000	Payne vs. Purdue (12/14/24)
3-Point Fg Made	6	Phelps at Oklahoma (1/8/25)
3-Point Fg Att.	11	Taylor IV at UCF (11/4/24)
3-Pt Fg Pct (MIN 2 MADE)	1.000	Phelps vs. ACU (12/28/24)
Free Throws Made	11	Payne vs. Alabama (1/11/25)
Free Throw Att.	15	Payne vs. Alabama (1/11/25)
Ft Pct	1.000 (8-8)	Taylor IV vs. Rutgers (11/30/24)
Rebounds	16	Garcia vs. Wake Forest (12/3/24)
Assists	10	Taylor IV vs. ACU (12/28/24)
Steals	7	Phelps vs. ACU (12/28/24)
Blocked Shots	4	Payne vs. Alabama (1/11/25)

## OPPONENTS

### TEAM GAME HIGHS

Points	94	Alabama (1/11/25)
Field Goals Made	28	Rutgers (11/30/24)
Field Goal Attempts	68	Alabama (1/11/25)
Field Goal Percentage	.543	Oklahoma (1/8/25)
3 Pt Field Goals Made	14	Oklahoma (1/8/25)
3 Pt Fg Attempts	37	Alabama (1/11/25)
3 Pt Fg Percentage	.583	Oklahoma (1/8/25)
Free Throws Made	27	Alabama (1/11/25)
Free Throw Attempts	40	Alabama (1/11/25)
Free Throw Percentage	.900	Purdue (12/14/24)
Rebounds	54	Alabama (1/11/25)
Assists	21	Oklahoma (1/8/25)
Steals	11	Purdue (12/14/24)
Blocked Shots	10	UCF (11/4/24)
Turnovers	21	ACU (12/28/24)
Fouls	31	Alabama (1/11/25)

### TEAM GAME LOWS

Points	44	Wake Forest (12/3/24)
Field Goals Made	15	HCU (12/20/24)
Field Goal Attempts	46	Oklahoma (1/8/25)
Field Goal Percentage	.283	Wake Forest (12/3/24)
3 Pt Field Goals Made	2	HCU (12/20/24)
3 Pt Fg Attempts	14	ACU (12/28/24)
3 Pt Fg Percentage	.100	HCU (12/20/24)
Free Throws Made	4	Wake Forest (12/3/24)
Free Throw Attempts	7	Wake Forest (12/3/24)
Free Throw Percentage	.545	Southern (11/20/24)
Rebounds	20	ACU (12/28/24)
Assists	6	HCU (12/20/24)
Steals	3	Oklahoma (1/8/25)
Blocked Shots	0	ACU (12/28/24)
Turnovers	9	Oregon (11/26/24)
Fouls	13	HCU (12/20/24)





# RESULTS AND LEADERS

<u>RECORD</u>		<u>OVERALL</u>		<u>HOME</u>		<u>AWAY</u>		<u>NEUTRAL</u>	
ALL GAMES		13-3		8-1		1-1		4-1	
CONFERENCE		2-1		1-1		1-0		0-0	
NON-CONFERENCE		12-2		7-0		0-1		4-1	
DATE (DAY)	OPPONENT	RESULT	SCORE	ATT.	HIGH POINTS	HIGH REBOUNDS		HIGH ASSISTS	
Nov. 4 (Mon.)	UCF	LOSS	64-61	8,808	P. Payne (15)	S. Washington (9)		W. Taylor IV (7)	
Nov. 8 (Fri.)	TAMU-COMMERCE	WIN	87-55	8,673	Z. Phelps (18)	H. Coleman III (8)		W. Taylor IV (6)	
Nov. 11 (Mon.)	LAMAR	WIN	97-71	7,195	Z. Phelps (16)	A. Garcia (9)		Z. Phelps (7)	
Nov. 15 (Fri.)	OHIO STATE	WIN	78-64	11,658	W. Taylor IV (15)	S. Washington (8)		Z. Phelps (3)	
Nov. 20 (Wed.)	SOUTHERN	WIN	71-54	7,061	W. Taylor IV (17)	S. Washington (11)		W. Taylor IV (6)	
Nov. 26 (Tue.)	\$ Oregon	LOSS	80-70		Z. Phelps (20)	H. Coleman III (7)		Z. Phelps (4)	
Nov. 27 (Wed.)	\$ Creighton	WIN	77-73		W. Taylor IV (18)	H. Coleman III (9)		W. Taylor IV (4)	
Nov. 30 (Sat.)	\$ Rutgers	WIN	81-77		W. Taylor IV (24)	H. Coleman III (6)		W. Taylor IV (5)	
Dec. 3 (Tue.)	& WAKE FOREST	WIN	57-44	8,833	W. Taylor IV (15)	A. Garcia (16)		W. Taylor IV (4)	
Dec. 8 (Sun.)	# vs. Texas Tech	WIN	72-67	12,642	W. Taylor IV (19)	S. Washington (9)		W. Taylor IV (4)	
Dec. 14 (Sat.)	% vs. Purdue	WIN	70-66		P. Payne (16)	P. Payne (9)		W. Taylor IV (5)	
Dec. 20 (Fri.)	HOUSTON CHRISTIAN	WIN	77-45	5,023	H. Hefner (19)	S. Washington (11)		M. Obaseki (4)	
Dec. 28 (Sat.)	ABILENE CHRISTIAN	WIN	92-54	11,086	W. Taylor IV (15)	Z. Phelps (10)		W. Taylor IV (10)	
Jan. 4 (Sat.)	* TEXAS	WIN	80-60	12, 236	Z. Phelps (18)	S. Washington (10)		Z. Phelps (4)	
Jan. 8 (Wed.)	* at Oklahoma	WIN	80-78	7,604	Z. Phelps (34)	S. Washington (6)		M. Obaseki (4)	
Jan. 11 (Sat.)	* ALABAMA	LOSS	94-88	12,997	Z. Phelps (24)	H. Coleman III (11)		Z. Phelps (3)	
Jan. 14 (Tue.)	* at Kentucky								
Jan. 18 (Sat.)	* LSU								
Jan. 22 (Wed.)	* at Ole Miss								
Jan. 25 (Sat.)	* at Texas								
Jan. 28 (Tue.)	* OKLAHOMA								
Feb. 1 (Sat.)	* at South Carolina								
Feb. 8 (Sat.)	* at Missouri								
Feb. 11 (Tue.)	* GEORGIA								
Feb. 15 (Sat.)	* ARKANSAS								
Feb. 18 (Tue.)	* at Mississippi State								
Feb. 22 (Sat.)	* TENNESSEE								
Feb. 26 (Wed.)	* VANDERBILT								
March 1 (Sat.)	* at Florida								
March 4 (Tue.)	* AUBURN								
March 8 (Sat.)	* at LSU								

\* - SEC Game  
\$ - Players Era Festival (Las Vegas, Nev.)  
& - SEC-ACC Challenge  
# - USLBM Coast to Coast Challenge (Dickies Arena, Fort Worth)  
% - Indy Classic (Gainbridge Fieldhouse, Indianapolis, Ind.)  
+ - SEC Tournament (Bridgestone Arena, Nashville, Tenn.)



# STARTING LINEUPS

DATE (DAY)	OPPONENT	STARTER 1	STARTER 2	STARTER 3	STARTER 4	STARTER 5	W-L	FIRST OFF BENCH
Nov. 4 (Mon.)	<b>UCF</b>	P. Payne	S. Washington	J. Carter	H. Hefner	W. Taylor IV	L	AG, HC, MO
Nov. 8 (Fri.)	<b>TAMU-COMMERCE</b>	P. Payne	S. Washington	J. Carter	H. Hefner	W. Taylor IV	W	ZP, HC, AG
Nov. 11 (Mon.)	<b>LAMAR</b>	P. Payne	S. Washington	J. Carter	Z. Phelps	W. Taylor IV	W	AG
Nov. 15 (Fri.)	<b>OHIO STATE</b>	P. Payne	S. Washington	A. Garcia	Z. Phelps	W. Taylor IV	W	HC, MO
Nov. 20 (Wed.)	<b>SOUTHERN</b>	P. Payne	S. Washington	A. Garcia	Z. Phelps	W. Taylor IV	W	JC, HC, MO
Nov. 26 (Tue.)	\$ Oregon	P. Payne	S. Washington	A. Garcia	Z. Phelps	W. Taylor IV	L	MO
Nov. 27 (Wed.)	\$ Creighton	H. Coleman III	S. Washington	J. Carter	Z. Phelps	W. Taylor IV	W	Hefner
Nov. 30 (Sat.)	\$ Rutgers	H. Coleman III	S. Washington	J. Carter	Z. Phelps	W. Taylor IV	W	Payne
Dec. 3 (Tue.)	& <b>WAKE FOREST</b>	H. Coleman III	S. Washington	J. Carter	Z. Phelps	W. Taylor IV	W	AG, CJ, PP
Dec. 8 (Sun.)	# vs. Texas Tech	H. Coleman III	S. Washington	H. Hefner	Z. Phelps	W. Taylor IV	W	PP, AG, CJ
Dec. 14 (Sat.)	% vs. Purdue	H. Coleman III	S. Washington	H. Hefner	Z. Phelps	W. Taylor IV	W	AG
Dec. 20 (Fri.)	<b>HOUSTON CHRISTIAN</b>	H. Coleman III	S. Washington	H. Hefner	Z. Phelps	M. Obaseki	W	JC, CJ, PP
Dec. 28 (Sat.)	<b>ABILENE CHRISTIAN</b>	H. Coleman III	S. Washington	H. Hefner	Z. Phelps	W. Taylor IV	W	AG, PP
Jan. 4 (Sat.)	* <b>TEXAS</b>	H. Coleman III	S. Washington	H. Hefner	Z. Phelps	W. Taylor IV	W	AG, CJ, MO
Jan. 8 (Wed.)	* at Oklahoma	H. Coleman III	S. Washington	H. Hefner	Z. Phelps	M. Obaseki	W	AG, PP
Jan. 11 (Sat.)	* <b>ALABAMA</b>	H. Coleman III	S. Washington	H. Hefner	Z. Phelps	M. Obaseki	L	AG
Jan. 14 (Tue.)	* at Kentucky							
Jan. 18 (Sat.)	* <b>LSU</b>							
Jan. 22 (Wed.)	* at Ole Miss							
Jan. 25 (Sat.)	* at Texas							
Jan. 28 (Tue.)	* <b>OKLAHOMA</b>							
Feb. 1 (Sat.)	* at South Carolina							
Feb. 8 (Sat.)	* at Missouri							
Feb. 11 (Tue.)	* <b>GEORGIA</b>							
Feb. 15 (Sat.)	* <b>ARKANSAS</b>							
Feb. 18 (Tue.)	* at Mississippi State							
Feb. 22 (Sat.)	* <b>TENNESSEE</b>							
Feb. 26 (Wed.)	* <b>VANDERBILT</b>							
March 1 (Sat.)	* at Florida							
March 4 (Tue.)	* <b>AUBURN</b>							
March 8 (Sat.)	* at LSU							



# TEXAS A&M / OPPONENT GAME-BY-GAME STATS

Date	Texas A&M/Opponent	----- TOTAL -----		----- 3-PTRS -----		FT-FTA	Pct	----- REBOUNDS -----				PF	A	TO	Blk	Stl	Pts	Avg
		FG-FGA	Pct	3FG-FGA	Pct			Off-Def-Tot	Avg									
Nov. 4 (Mon.)	Texas A&M	23-63	.365	7-23	.304	8-14	.571	16-27-43	43.0	24	13	12	3	4	61	61.0		
	at UCF	17-50	.340	8-26	.308	22-31	.710	8-27-35	35.0	17	13	11	10	9	64	64.0		
Nov. 8 (Fri.)	at Texas A&M	34-61	.557	5-15	.333	14-24	.583	15-26-41	42.0	15	16	10	6	11	87	74.0		
	TAMU-Commerce	20-52	.385	7-24	.292	8-11	.727	8-16-24	29.5	14	12	18	3	6	55	59.5		
Nov. 11 (Mon.)	at Texas A&M	32-58	.552	12-26	.462	21-32	.656	15-31-46	43.3	19	21	14	6	7	97	81.7		
	Lamar	24-64	.375	6-18	.333	17-25	.680	14-17-31	30.0	21	12	10	2	10	71	63.3		
Nov. 15 (Fri.)	at Texas A&M	19-49	.388	8-21	.381	32-40	.800	12-27-39	42.3	21	11	12	4	3	78	80.8		
	Ohio State	20-59	.339	8-30	.267	16-22	.727	13-20-33	30.8	24	11	10	5	10	64	63.5		
Nov. 20 (Wed.)	at Texas A&M	26-69	.377	5-26	.192	14-26	.538	29-26-55	44.8	16	11	11	4	14	71	78.8		
	Southern	21-54	.389	6-25	.240	6-11	.545	10-21-31	30.8	24	11	18	8	8	54	61.6		
Nov. 26 (Tue.)	Texas A&M	22-68	.324	11-35	.314	15-20	.750	21-23-44	44.7	22	11	13	2	3	70	77.3		
	vs. Oregon	25-55	.455	7-25	.280	23-31	.742	11-27-38	32.0	20	15	9	7	10	80	64.7		
Nov. 27 (Wed.)	Texas A&M	28-71	.394	5-23	.217	16-23	.696	21-27-48	45.1	18	8	10	5	7	77	77.3		
	vs. Creighton	23-60	.383	13-37	.351	14-16	.875	11-26-37	32.7	17	16	15	8	5	73	65.9		
Nov. 30 (Sat.)	Texas A&M	24-56	.429	2-15	.133	31-42	.738	12-23-35	43.9	19	9	13	6	5	81	77.8		
	vs. Rutgers	28-68	.412	6-26	.231	15-17	.882	15-27-42	33.9	29	15	16	1	7	77	67.3		
Dec. 3 (Tue.)	at Texas A&M	19-49	.388	5-22	.227	14-17	.824	13 30 43	43.8	12	12	18	1	10	57	75.4		
	Wake Forest	17-60	.283	6-28	.214	4-7	.571	15-18-33	33.8	16	10	15	4	10	44	64.7		
Dec. 8 (Sun.)	Texas A&M	25-67	.373	9-24	.375	13-18	.722	18-19-37	43.1	13	13	9	4	9	72	75.1		
	vs. Texas Tech	23-51	.451	12-31	.387	9-12	.750	9-26-35	33.9	16	18	18	7	6	67	64.9		
Dec. 14 (Sat.)	Texas A&M	22-50	.440	9-22	.409	17-24	.708	14-20-34	42.3	11	14	18	4	11	70	74.6		
	vs. Purdue	24-53	.453	9-26	.346	9-10	.900	8-15-23	32.9	20	16	16	3	11	66	65.0		
Dec. 20 (Fri.)	at Texas A&M	32-68	.471	7-17	.412	6-10	.600	20-32-52	43.1	15	11	9	9	9	77	74.8		
	Houston Christian	15-49	.306	2-20	.100	13-20	.650	8-17-25	32.3	13	6	11	4	8	45	63.3		
Dec. 28 (Sat.)	at Texas A&M	31-53	.585	8-20	.400	22-30	.733	16-25-41	42.9	13	22	18	7	15	92	76.2		
	Abilene Christian	19-52	.365	5-14	.357	11-13	.846	10-10-20	31.3	21	10	21	0	8	54	62.6		
Jan. 4 (Sat.)	at Texas A&M	27-57	.474	2-19	.105	24-32	.750	11-30-41	42.8	17	14	7	3	4	80	76.4		
	Texas	18-52	.346	7-26	.269	17-20	.850	5-26-31	31.3	24	12	12	2	5	60	62.4		
Jan. 8 (Wed.)	Texas A&M	27-61	.443	9-23	.391	17-22	.773	17-15-32	42.1	16	11	9	0	13	80	76.7		
	at Oklahoma	25-46	.543	14-24	.583	14-17	.824	8-19-27	31.0	16	21	18	7	3	78	63.5		
Jan. 11 (Sat.)	at Texas A&M	28-72	.389	4-18	.222	28-48	.583	23-23-46	42.3	27	9	8	10	9 8	8	77.4		
	Alabama	27-68	.397	13-37	.351	27-40	.675	24-30-54	32.4	31	17	15	9	6	94	65.4		
Jan. 14 (Tue.)	Texas A&M at Kentucky																	
Jan. 18 (Sat.)	at Texas A&M LSU																	
Jan. 22 (Wed.)	Texas A&M at Ole Miss																	
Jan. 25 (Sat.)	Texas A&M at Texas																	
Jan. 28 (Tue.)	at Texas A&M Oklahoma																	
Feb. 1 (Sat.)	Texas A&M at South Carolina																	
Feb. 8 (Sat.)	Texas A&M at Missouri																	
Feb. 11 (Tue.)	at Texas A&M Georgia																	
Feb. 15 (Sat.)	at Texas A&M Arkansas																	
Feb. 18 (Tue.)	Texas A&M at Mississippi State																	
Feb. 22 (Sat.)	at Texas A&M Tennessee																	
Feb. 26 (Wed.)	at Texas A&M Vanderbilt																	
March 1 (Sat.)	Texas A&M at Florida																	
March 4 (Tue.)	at Texas A&M Auburn																	
March 8 (Sat.)	Texas A&M at LSU																	
Texas A&M		419-972	.431	108-349	.309	292-422	.692	273-404-677	42.3	278	206	191	74	134	1238	77.4		
OPPONENTS		346-893	.387	129-417	.309	225-303	.743	177 342 519	32.4	323	215	233	80	122	1046	65.4		





# JACE CARTER

SENIOR (1L) • GUARD • 6-6 • 225

TITUSVILLE, FLA. • ASTRONAUT HS • ILLINOIS-CHICAGO

MAJOR: AG LEADERSHIP EDUCATION DEVELOPMENT

MINOR: COMMUNICATION



jacecarter0



jacecarter0

0

## SEASON HIGHS

## CAREER HIGHS

<b>PTS</b>	16	vs. Texas Tech (12/8/24)	<b>PTS</b>	28	vs. Stonehill (11/21/22)
<b>RBS</b>	9	vs. Southern (11/20/24)	<b>RBS</b>	12	4x, last vs. Ole Miss (1/27/24)
<b>AST</b>	2	2x, last vs. Texas Tech (12/8/24)	<b>AST</b>	4	2x, last at Missouri St. (1/24/23)
<b>STL</b>	4	vs. Southern (11/20/24)	<b>STL</b>	4	5x, last vs. Southern (11/20/24)
<b>BLK</b>	1	vs. Southern (11/20/24)	<b>BLK</b>	2	10x, last at SMU (11/14/23)
<b>3PM</b>	3	vs. Texas Tech (12/8/24)	<b>3PM</b>	5	3x, last at Murray St. (1/14/23)
<b>MIN</b>	30	2x, last at Oklahoma (1/8/25)	<b>MIN</b>	43	2x, last at Drake (1/10/23)

## GAME-BY-GAME STATISTICS

		Min	FG-A-Pct	3FG-A-Pct	FT-A-Pct	O-D-Tot	PF	A	TO	Blk	Stl	Pts
N4	at UCF	30	2-6-.333	1-2-.500	2-4-.500	3-3-6	3	1	0	0	0	7
N8	TAMU-COMMERCE	20	1-2-.500	0-1-.000	0-0-.000	0-2-2	2	1	2	0	2	2
N11	LAMAR	14	2-4-.500	0-2-.000	0-0-.000	0-3-3	0	1	1	0	1	4
N15	OHIO STATE	--DNP--										
N20	SOUTHERN	22	2-5-.400	0-3-.000	1-6-.167	2-7-9	0	0	0	1	4	5
N26	\$ Oregon	24	3-4-.750	1-2-.500	0-1-.000	2-1-3	3	2	1	0	0	7
N27	\$ Creighton	22	2-6-.333	0-3-.000	1-2-.500	5-1-6	0	0	1	0	2	5
N30	\$ Rutgers	20	0-3-.000	0-3-.000	0-0-.000	0-1-1	2	0	1	0	1	0
D3	& WAKE FOREST	13	0-3-.000	0-2-.000	1-2-.500	1-1-2	1	0	2	0	1	1
D8	# vs. Texas Tech	23	5-6-.833	3-4-.750	3-4-.750	2-3-5	0	2	1	0	1	16
D14	% vs. Purdue	19	0-3-.000	0-2-.000	0-0-.000	1-2-3	1	1	0	1	1	0
D20	HOUSTON CHRISTIAN	23	3-3-1.000	1-1-1.000	1-2-.500	0-4-4	0	1	2	0	0	8
D28	ABILENE CHRISTIAN	16	1-3-.333	0-0-.000	2-4-.500	0-4-4	1	0	1	0	1	4
J4	* TEXAS	19	0-3-.000	0-3-.000	1-2-.500	0-2-2	1	1	0	0	1	1
J8	* at Oklahoma	30	4-7-.571	1-4-.250	0-1-.000	0-3-3	3	1	0	0	0	9
J11	* ALABAMA	17	0-3-.000	0-2-.000	4-8-.500	1-1-2	2	0	0	1	1	4
J14	* at Kentucky											
J18	* LSU											
J22	* at Ole Miss											
J25	* at Texas											
J28	* OKLAHOMA											
F1	* at South Carolina											
F8	* at Missouri											
F11	* GEORGIA											
F15	* ARKANSAS											
F18	* at Mississippi State											
F22	* TENNESSEE											
F26	* VANDERBILT											
M1	* at Florida											
M4	* AUBURN											
M8	* at LSU											

## CAREER STATISTICS - ALL GAMES

	GP-GS	Min	Avg	FG-A	Pct	3FG-A	Pct	FT-A	Pct	O-D-Tot	Avg	PF	FO	A	TO	Blk	Stl	Pts	Avg
2021-22	21-17	527	25.1	61-141	.433	26-68	.382	22-32	.688	47-67-114	5.4	56	2	12	23	12	14	170	8.1
2022-23	30-30	1053	35.1	171-375	.456	53-176	.301	102-149	.685	47-163-210	7.0	74	2	48	65	22	53	497	16.6
2023-24	35-16	875	25.0	79-242	.326	34-141	.241	50-78	.641	53-111-164	4.7	59	2	21	22	7	28	242	6.9
2024-25	15-6	312	20.8	25-61	.410	7-34	.206	16-36	.444	17-38-55	3.7	19	0	11	12	3	16	73	4.9
<b>TOTAL</b>	<b>102-69</b>	<b>2795</b>	<b>27.4</b>	<b>338-821</b>	<b>.412</b>	<b>121-420</b>	<b>.288</b>	<b>190-297</b>	<b>.640</b>	<b>167-381-548</b>	<b>5.4</b>	<b>211</b>	<b>6</b>	<b>92</b>	<b>124</b>	<b>44</b>	<b>112</b>	<b>987</b>	<b>9.7</b>

\*Spent two seasons at Illinois - Chicago (2021-23)

### Junior (2023-24)

Saw action in all 36 games with 16 starts in his first season in Aggieland ... Averaged 6.9 points and 4.7 rebounds in 24.9 minutes per game ... As a starter, Carter slashed 9.0 points/5.7 rebounds in 30.1 minutes per game ... Tied for second on the team with 35 3-pointers ... Ranked third on the team with 29 steals and his total points (247) and rebounds (169) ranked fifth on the squad ... Hit double figures in points in nine games with a season-high 14 vs. DePaul (12/6) and Arkansas (2/20) ... Had three double-digit rebound games with a season-high 12 vs. HCU (12/22) and Ole Miss (1/27) ... Posted his lone double-double of season vs HCU with 10 points and 12 boards.

### at Illinois-Chicago (2021-23)

Earned second-team All-Missouri Valley honors as a sophomore at Illinois-Chicago in 2022-23 while averaging a team-high 16.6 points and 7.0 rebounds per game with team-high 53 steals ... Was one of four players nationally and the lone Missouri Valley Conference player to average more than 16.0 points while also totaling more than 50 steals and 200 rebounds during the 2022-23 campaign ... As a freshman, Carter earned a spot on the Horizon League All-Freshman Team after starting 17 of the final 18 games of the season while contributing 8.1 points and 5.4 rebounds per game ... In two seasons at UIC, Carter averaged 13.1 points and 6.4 rebounds while seeing action in 51 games with 47 appearances in the starting lineup.

### High School

Coached by Kyle Gilreath at Astronaut High School ... was the 2020 and 2021 Class 4A Player of the Year by the Florida Athletics Coaches Association (FACA) and the Brevard Sports Network, as well as the 2021 State All-Star MVP ... Was the Florida Today Player of the Year in 2021 (no vote in 2020) ... Class 4A All-State by FACA and Source Hoops ... Named first-team All-Space Coast in 2019 and 2020 by Florida Today ... Four-time All-Cape Coast Conference selection ... As a senior, Carter averaged 24 points, 9 rebounds, 2 assists and 2 steals with a high scoring game of 45 vs. THS ... For his high school career, Carter set Astronaut school records for rebounds (862), field goals (811), 3-pointers (133), steals (224) and free throws (451) ... Was a four-year letterman for the War Eagles and led team to 83 wins in 109 games played.



# ZHURIC PHELPS

SENIOR (TR) ▪ F ▪ 6-4 ▪ 190

MIDLAND, TEXAS ▪ DUNCANVILLE HS ▪ SMU

MAJOR: UNIVERSITY STUDIES - RACE, GENDER, & ETHNICITY

MINOR: SPORT MANAGEMENT | PSYCHOLOGY

 zhuricclevelan

 zville

1

## SEASON HIGHS

## CAREER HIGHS

<b>PTS</b>	34	vs. Oregon (11/26/24)	<b>PTS</b>	34	at Oklahoma (1/8/24)
<b>RBS</b>	10	vs. ACU (12/28/24)	<b>RBS</b>	12	vs. West Virginia (11/20/23)
<b>AST</b>	7	vs. Lamar (11/11/24)	<b>AST</b>	10	vs. East Carolina (2/19/23)
<b>STL</b>	7	vs. ACU (12/28/24)	<b>STL</b>	7	2x, last vs. ACU (12/28/23)
<b>BLK</b>	1	2x, last vs. Alabama (1/11/25)	<b>BLK</b>	2	3x, last at Fla. Atlantic (2/22/24)
<b>3PM</b>	6	at Oklahoma (1/8/25)	<b>3PM</b>	6	at Oklahoma (1/8/24)
<b>MIN</b>	35	2x, last vs. Alabama (1/11/25)	<b>MIN</b>	46	at Wichita St. (2/12/23)

## GAME-BY-GAME STATISTICS

		Min	FG-A-Pct	3FG-A-Pct	FT-A-Pct	O-D-Tot	PF	A	TO	Blk	Stl	Pts
N4	at UCF	---	DNP---									
N8	TAMU-COMMERCE	17	8-13-.615	0-1-.000	2-6-.333	2-3-5	1	1	4	0	3	18
N11	LAMAR	28	6-9-.667	1-2-.500	3-4-.750	0-4-4	1	7	4	0	3	16
N15	OHIO STATE	31	3-12-.250	1-5-.200	7-12-.583	1-3-4	4	3	6	0	2	14
N20	SOUTHERN	29	7-17-.412	0-4-.000	2-3-.667	3-2-5	4	1	2	0	4	16
N26	\$ Oregon	35	6-18-.333	4-9-.444	4-4-1.000	3-2-5	4	4	3	0	2	20
N27	\$ Creighton	28	2-15-.133	0-4-.000	3-4-.750	0-2-2	4	2	1	0	0	7
N30	\$ Rutgers	22	3-12-.250	0-2-.000	2-4-.500	1-1-2	2	0	4	0	0	8
D3	& WAKE FOREST	34	2-9-.222	0-4-.000	2-2-1.000	1-5-6	2	3	5	0	4	6
D8	# vs. Texas Tech	27	5-17-.294	2-6-.333	0-0-.000	0-1-1	1	2	2	1	2	12
D14	% vs. Purdue	29	4-9-.444	2-4-.500	6-7-.857	0-3-3	1	4	5	0	2	16
D20	HOUSTON CHRISTIAN	22	5-13-.385	0-2-.000	0-0-.000	0-5-5	1	2	0	0	2	10
D28	ABILENE CHRISTIAN	24	5-7-.714	2-2-1.000	0-1-.000	2-8-10	1	3	4	0	7	12
J4	* TEXAS	23	6-8-.750	0-0-.000	6-8-.750	1-6-7	2	4	3	0	1	18
J8	* at Oklahoma	32	11-25-.440	6-10-.600	6-6-1.000	3-2-5	1	1	2	0	3	34
J11	* ALABAMA	35	9-29-.310	1-6-.167	5-10-.500	3-6-9	5	3	4	1	1	24
J14	* at Kentucky											
J18	* LSU											
J22	* at Ole Miss											
J25	* at Texas											
J28	* OKLAHOMA											
F1	* at South Carolina											
F8	* at Missouri											
F11	* GEORGIA											
F15	* ARKANSAS											
F18	* at Mississippi State											
F22	* TENNESSEE											
F26	* VANDERBILT											
M1	* at Florida											
M4	* AUBURN											
M8	* at LSU											

## CAREER STATISTICS ▪ ALL GAMES

	GP-GS	Min	Avg	FG-A	Pct	3FG-A	Pct	FT-A	Pct	O-D-Tot	Avg	PF	FO	A	TO	Blk	Stl	Pts	Avg
2021-22	32-1	478	14.9	48-124	.387	9-39	.231	18-30	.600	15-46-61	1.9	28	0	33	32	3	27	123	3.8
2022-23	30-30	940	31.3	187-475	.394	47-152	.309	103-169	.609	28-84-112	3.7	71	0	96	81	10	68	524	17.5
2023-24	33-32	964	29.2	170-440	.386	30-139	.216	120-162	.741	42-93-35	4.1	58	2	89	70	15	63	490	14.8
2024-25	15-14	416	27.7	82-213	.385	19-61	.311	48-71	.676	20-53-73	4.9	34	1	40	49	2	36	231	15.4
TOTAL	110-77	27952	5.4	487-1252	.389	105-391	.269	289-432	.669	105-276-381	3.5	191	3	258	232	30	194	1368	12.4

\*Spent three seasons at SMU (2021-2024)

- Has scored 1,137 career points while averaging 12.0 points in 95 games in three collegiate season
- Owns single game career highs of 28 points, 12 rebounds, 10 assists and 7 steals
- Was one of three American Athletic Conference players to post more than 450 points, 80 assists and 60 steals in 2023-24.
- 2024 NABC All-District 24 selection

### 2023-24 (Junior at SMU)

Played all 33 games with 32 starts ... Averaged 14.8 points (12th AAC), 4.1 rebounds, 2.7 assists and 1.9 steals (5th AAC) to earn first-team NABC All-District and second-team All-AAC honors ... Scored in double figures in 29 games, including a season-high 24 with nine rebounds at Arizona State (12/6)...

### 2022-23 (Sophomore at SMU)

Started all 30 games he played ... Averaged 17.5 points (6th AAC), 3.7 rebounds, 3.2 assists, (11th AAC) 2.3 steals (1st AAC, 16th NCAA) ... Scored 19+ in 17 games ... Had 5+ assists 8 times, including 7 of last 13 games ... Had 15 points and a career-high 10 assists for his first double-double vs ECU (2/19) ... Team-high 26 points and a career-high 7 steals with 5 assists, 3 rebounds and a block at Wichita State (2/12)

### 2021-22 (Freshman at SMU)

Played 32 games ... averaged 3.8 points, 1.9 rebounds, 1.0 assists ... Had 10 points (3-4 FG, 2-3 3FG, 2-2 FT) with 5 rebounds, 2 blocks and a steal in his first career start at Temple 2/16... Co-game-high 17 points (7-10 FG, 3-5 3FG) with 3 rebounds, 2 assists and a steal in the win vs USF 1/13 ... Had 13 points (6-8 FG, 1-1 3FG) with 2 steals, 2 rebounds and an assist in the win vs Dayton 12/8 ...

### High School

Zhuric Phelps was a point guard for Coach David Peavy at Duncanville High School ... Named Mr. Basketball in Texas as a senior after helping lead Duncanville to a 29-1 record and the Texas 6A State Championship ... Named UIL 6A MVP, becoming the first player in Texas to be named Mr. Basketball, win a State Championship and be State Tournament MVP since 2008... He averaged 15.2 points, 5.1 rebounds, 3.9 assists and 2.1 steals... The Duncanville native played AAU for Coach TJ Thomas with the Texas Impact 4:13... ESPN four-star prospect... Was ranked No. 2 in the state by Texas Basketball Review ... Phelps was ranked in No. 9 in Texas and No. 130 nationally by 247sports.





# HAYDEN HEFNER

GRADUATE (4L) ▪ GUARD ▪ 6-6 ▪ 190

NEDERLAND, TEXAS ▪ NEDERLAND HIGH SCHOOL

BACHELOR'S DEGREE: MARKETING - STRATEGIC RETAILING TRACK

CERTIFICATE: PUBLIC ADMINISTRATION



haydenhefner5



haydenhefner\_

2

## SEASON HIGHS

## CAREER HIGHS

<b>PTS</b>	19	vs. HCU (12/20/24)	<b>PTS</b>	24	vs. HCU (12/22/23)
<b>RBS</b>	6	vs. ACU (12/28/24)	<b>RBS</b>	7	vs. PVAMU (12/30/23)
<b>AST</b>	3	at Oklahoma (1/8/25)	<b>AST</b>	3	7x, last at Oklahoma (1/8/25)
<b>STL</b>	2	4x, last at Oklahoma (1/8/25)	<b>STL</b>	3	vs Mississippi State (3/5/22)
<b>BLK</b>	2	vs. East Texas A&M (11/8/24)	<b>BLK</b>	2	vs. East Texas A&M (11/8/24)
<b>3PM</b>	3	2x, last vs. HCU (12/20/24)	<b>3PM</b>	5	vs. Missouri (2/5/22)
<b>MIN</b>	28	vs. Alabama (1/11/25)	<b>MIN</b>	28	2x, last vs. Alabama (1/11/25)

## GAME-BY-GAME STATISTICS

		Min	FG-A-Pct	3FG-A-Pct	FT-A-Pct	O-D-Tot	PF	A	TO	Blk	Stl	Pts
N4	at UCF	14	0-3-.000	0-3-.000	0-0-.000	0-2-2	2	1	2	0	1	0
N8	TAMU-COMMERCE	18	4-6-.667	3-5-.600	2-2-1.000	0-0-0	1	1	0	2	2	13
N11	LAMAR	12	2-7-.286	2-6-.333	0-0-.000	0-1-1	2	1	0	0	0	6
N15	OHIO STATE	10	2-4-.500	1-3-.333	2-2-1.000	1-0-1	0	0	0	0	0	7
N20	SOUTHERN	5	0-3-.000	0-1-.000	1-2-.500	0-0-0	1	0	0	0	0	1
N26	\$ Oregon	---DNP---										
N27	\$ Creighton	9	0-0-.000	0-0-.000	0-0-.000	0-2-2	1	0	0	0	0	0
N30	\$ Rutgers	10	0-0-.000	0-0-.000	1-2-.500	0-2-2	0	0	0	0	2	1
D3	& WAKE FOREST	7	1-1-1.000	0-0-.000	0-0-.000	0-0-0	1	0	0	0	0	2
D8	# vs. Texas Tech	18	0-2-.000	0-1-.000	0-2-.000	2-2-4	0	1	0	1	1	0
D14	% vs. Purdue	13	2-4-.500	2-4-.500	0-0-.000	0-1-1	1	0	1	0	1	6
D20	HOUSTON CHRISTIAN	21	7-13-.538	3-8-.375	2-3-.667	0-1-1	2	0	1	1	2	19
D28	ABILENE CHRISTIAN	16	3-4-.750	1-1-1.000	0-0-.000	3-3-6	0	2	2	1	0	7
J4	* TEXAS	15	4-7-.571	1-4-.250	0-0-.000	3-1-4	3	1	0	0	0	9
J8	* at Oklahoma	25	3-6-.500	1-4-.250	1-2-.500	2-0-2	2	3	0	0	2	8
J11	* ALABAMA	28	5-12-.417	2-6-.333	4-5-.800	3-2-5	4	0	0	0	0	16
J14	* at Kentucky											
J18	* LSU											
J22	* at Ole Miss											
J25	* at Texas											
J28	* OKLAHOMA											
F1	* at South Carolina											
F8	* at Missouri											
F11	* GEORGIA											
F15	* ARKANSAS											
F18	* at Mississippi State											
F22	* TENNESSEE											
F26	* VANDERBILT											
M1	* at Florida											
M4	* AUBURN											
M8	* at LSU											

## CAREER STATISTICS ▪ ALL GAMES

	GP-GS	Min	Avg	FG-A	Pct	3FG-A	Pct	FT-A	Pct	O-D-Tot	Avg	PF	FO	A	TO	Blk	Stl	Pts	Avg
2020-21	15-4	176	11.7	10-31	.323	8-26	.308	3-4	.750	0-15-15	1.0	18	1	8	5	0	3	31	2.1
2021-22	29-0	322	11.1	36-93	.387	17-56	.304	12-19	.632	15-16-31	1.1	27	1	17	21	3	18	101	3.5
2022-23	32-1	349	10.9	36-87	.414	19-54	.352	19-24	.792	1-22-23	0.7	35	0	17	27	4	8	110	3.4
2023-24	34-18	497	14.6	60-177	.339	32-111	.288	22-37	.595	21-37-58	1.7	37	0	21	33	2	14	174	5.1
2024-25	15-9	221	14.7	33-72	.458	16-46	.348	13-20	.650	14-17-31	2.1	20	0	10	6	5	11	95	6.3
TOTAL	126-32	1566	12.4	175-461	.380	92-294	.313	69-104	.663	52-107-159	1.3	138	2	74	92	14	54	511	4.1

### 2023-24 (Senior)

Averaged a career-best 5.0 points per game (174 total) while seeing action in 35 games with 18 starts ... Reached double figures in four games, including a career-high 24 against HCU (12/22) ... Hefner also led all scorers with 19 and chipped in a season-high seven rebounds in the season-opening win over Texas A&M-Commerce ... Hit four 3-pointers on his way to 14 points in just 19 minutes against No. 19 FAU in the ESPN Events Invitational (11/24) .... For the season, he connected on 32 3-pointers, which was fourth-best on the team ... Logged career highs in minutes (497), field goals (60), 3-pointers, free throws (22), rebounds (59) and assists (22).

### 2022-23 (Junior)

Was one of the Aggies' top backcourt options off the bench with 102 points and a team-best 17 3-pointers as a reserve ... Saw action in 32 games with a start in the Aggies' win over Loyola-Chicago at the Myrtle Beach Invitational (11/20) ... Chipped in 3.4 points per game and had six games with multiple 3-pointers ... Connected on 79.2 percent of his free throw attempts (19-of-24).

### 2021-22 (Sophomore)

Appeared in 29 games ... Averaged 3.5 points and 1.1 rebounds per game in 11.0 minutes of action ... Scored a career-high 17 points against Missouri (2/5) while hitting five 3-pointers.

### 2020-21 (Freshman)

Played in 15 games with four total starts, including three against SEC opponents (UT, MSU, UM) ... Played a season-high 22 minutes against UNO and UTRGV ... Buried three 3-pointers to account for all of his season-high nine points in his collegiate debut against UNO on 11/29 ... Returned to the court for the first time since Dec. 12 and put up six points in the win over Auburn ... Hauled in a season-high five rebounds at South Carolina ... Dished a season-high three assists against Vanderbilt in the SEC Tournament.

### High School

Coached by Brian English at Nederland HS ... Three-star prospect by 247Sports, ESPN and Rivals ... Ranked No. 47 shooting guard nationally by 247Sports ... Hefner earned district MVP after leading Nederland to a 21-5A district title as a senior ... Named TABC All-State and a UIL 5A All-State recipient in 2019-20 after averaging 18 points, 6 rebounds and 3 assists ... Earned first-team Super Gold honors by Beaumont Enterprise in 2018-19 and 2019-20 ... Played AAU for the Houston Defenders on the Under Armor Circuit where he averaged 11.0 points, 3.5 rebounds, 1.8 assists and 1.3 steals.





# WADE TAYLOR IV

SENIOR (3L) ▪ GUARD ▪ 6-0 ▪ 180

DALLAS, TEXAS ▪ LANCASTER HIGH SCHOOL

BACHELOR'S DEGREE: UNIVERSITY STUDIES - RACE, GENDER, & ETHNICITY

MINORS: SPORT MANAGEMENT, COMMUNICATION

MASTER'S: RECREATION AND YOUTH DEVELOPMENT

wadetaylorIV thewadetayloriv

4

## SEASON HIGHS

<b>PTS</b>	24	vs. Rutgers (11/30/24)
<b>RBS</b>	6	vs. Oregon (11/26/24)
<b>AST</b>	10	vs. ACU (12/28/24)
<b>STL</b>	5	vs. Purdue (12/14/24)
<b>BLK</b>	1	vs. Creighton (11/27/24)
<b>3PM</b>	4	3x, last vs. Wake Forest (12/3/24)
<b>MIN</b>	36	vs. Rutgers (11/30/24)

## CAREER HIGHS

<b>PTS</b>	41	at Arkansas (1/16/24)
<b>RBS</b>	7	3x, last vs. Houston (3/24/24)
<b>AST</b>	10	vs. ACU (12/28/24)
<b>STL</b>	6	3x, last vs. LSU (1/6/24)
<b>BLK</b>	1	6x, last vs. Creighton (11/27/24)
<b>3PM</b>	7	vs. Nebraska (3/22/24)
<b>MIN</b>	44	vs. Houston (3/24/24)

## GAME-BY-GAME STATISTICS

		Min	FG-A-Pct	3FG-A-Pct	FT-A-Pct	O-D-Tot	PF	A	TO	Blk	Stl	Pts
N4	at UCF	34	4-15-.270	4-11-.360	1-2-.500	0-3-3	3	7	2	0	1	13
N8	TAMU-COMMERCE	21	4-7-.571	2-4-.500	0-0-.000	0-2-2	2	6	1	0	1	10
N11	LAMAR	25	5-8-.625	3-6-.500	2-2-1.000	0-4-4	2	3	3	0	1	15
N15	OHIO STATE	28	3-8-.375	2-4-.500	7-7-1.000	1-3-4	5	2	1	0	1	15
N20	SOUTHERN	30	5-13-.385	4-10-.400	3-4-.750	0-4-4	4	6	3	0	1	17
N26	\$ Oregon	33	4-16-.250	2-10-.200	5-6-.833	0-6-6	4	4	3	0	0	15
N27	\$ Creighton	34	7-19-.368	3-9-.333	1-2-.500	0-5-5	2	4	2	1	0	18
N30	\$ Rutgers	36	7-14-.500	2-8-.250	8-8-1.000	0-0-0	2	5	3	0	0	24
D3	& WAKE FOREST	33	4-11-.364	4-9-.444	3-4-.750	0-4-4	1	4	3	0	2	15
D8	# vs. Texas Tech	33	6-17-.353	2-8-.250	5-5-1.000	0-3-3	3	4	1	0	2	19
D14	% vs. Purdue	32	6-15-.400	3-7-.429	0-0-.000	0-3-3	2	5	1	0	5	15
D20	HOUSTON CHRISTIAN	---DNP---										
D28	ABILENE CHRISTIAN	30	4-8-.500	1-5-.200	6-6-1.000	0-2-2	3	10	3	0	3	15
J4	* TEXAS	25	4-12-.333	1-7-.143	4-4-1.000	0-3-3	2	3	1	0	0	13
J8	* at Oklahoma	--DNP--										
J11	* ALABAMA	--DNP--										
J14	* at Kentucky											
J18	* LSU											
J22	* at Ole Miss											
J25	* at Texas											
J28	* OKLAHOMA											
F1	* at South Carolina											
F8	* at Missouri											
F11	* GEORGIA											
F15	* ARKANSAS											
F18	* at Mississippi State											
F22	* TENNESSEE											
F26	* VANDERBILT											
M1	* at Florida											
M4	* AUBURN											
M8	* at LSU											

## CAREER STATISTICS - ALL GAMES

	GP-GS	Min	Avg	FG-A	Pct	3FG-A	Pct	FT-A	Pct	O-D-Tot	Avg	PF	FO	A	TO	Blk	Stl	Pts	Avg
2021-22	40-14	699	17.5	106-311	.341	44-158	.278	73-94	.777	13-59-72	1.8	80	0	87	70	3	47	329	8.2
2022-23	35-33	1005	28.7	160-404	.396	79-222	.356	173-197	.878	14-82-96	2.7	96	1	137	92	2	61	572	16.3
2023-24	35-35	1138	32.5	209-559	.374	95-289	.329	153-181	.845	14-104-118	3.4	105	1	142	100	1	65	666	19.0
2024-25	13-13	394	30.3	63-163	.387	33-98	.337	45-50	.900	1-42-43	3.3	35	1	63	27	1	17	204	15.7
TOTAL	124-96	3280	26.5	543-1463	.371	254-780	.326	452-531	.851	45-291-336	2.7	319	3	432	290	7	191	1792	14.5

- Taylor enters his final season with 13 season school records already on his resume and more than 30 career school and SEC Tournament standards within range.
- Taylor is the lone DI player to log 500+ points, 100+ assists and 60+ steals the past two seasons.
- Preseason 2024-25 All-SEC (media)
- Preseason 2024-25 Third-Team All-American (CBSSports.com)

### 2023-24 (Junior)

Earned first-team All-SEC honors for the second straight year after leading the Aggies in scoring, 3-pointers, free throws, assists and steals ... Also earned SEC All-Tournament honors for the second straight year after leading all scorers with 82 points (27.3 points/G)... Ranked fourth in the SEC with a 19.1 scoring average (687 points)... Had seven 30-point games, including a career-high 41 at Arkansas (1/16) ... Was at his best against the best with a 22.2 scoring average in 10 games against teams in the AP Top 25, which was the fifth-highest among players with at least eight games against ranked foes.

### 2022-23 (Sophomore)

Was a consensus first-team All-SEC selection and received third-team All-America honors from Stadium.com ... Averaged 16.5 points, which ranked No. 3 in the SEC for the full season, while leading the SEC in free throws made with 168 and FT% with an 87.5% success rate ... Taylor ranked fourth in assists (136) and fifth in steals (60) ... Was one of three NCAA DI players with 500+ points, 125+ assists and 50+ steals while making 85% or better on free throw attempts ... Poured in a career-high 28 points in the Aggies' 67-61 win over No. 2 Alabama (3/4) ... Had 12 games with 20 or more points

### 2021-22 (Freshman)

Appeared in all 40 games with 14 starts, including the last 13 games ... Averaged 8.2 points, 2.2 assists and 1.8 rebounds per game for the season ... Was named SEC Freshman of the Week after scoring 19 points with five 3-pointers in the win at Oregon State (12/18)

### High School

Ranked as a four-star prospect in the 247Sports Composite ... Tabbed as the No. 119 player nationally and No. 18 point guard in the country ... Ranked as the No. 7 player in the state of Texas ... Scored over 2,000 points in his high school career ... Helped lead Lancaster High School to a No. 1 ranking in 5A in 2020 ... Averaged 15.7 points, 4.3 assists and 3.3 steals per game as a junior.







# SOLOMON WASHINGTON

JUNIOR (2L) ▪ FORWARD ▪ 6-7 ▪ 220

NEW ORLEANS, LA. ▪ CARVER HS

MAJOR: AG LEADERSHIP EDUCATION DEVELOPMENT

MINOR: SPORT MANAGEMENT

9

nolimitssa\_1 nolimit\_sa

## SEASON HIGHS

## CAREER HIGHS

<b>PTS</b>	11	2x, vs. Oklahoma (1/8/25)	<b>PTS</b>	18	vs. Iowa State (11/26/23)
<b>RBS</b>	11	2x, last vs. HCU (12/20/24)	<b>RBS</b>	11	2x, last vs. HCU (12/20/24)
<b>AST</b>	2	4x, last vs. Texas (1/4/25)	<b>AST</b>	5	vs. HCU (12/22/23)
<b>STL</b>	2	2x, last vs. Texas (1/4/25)	<b>STL</b>	3	vs. Memphis (12/10/23)
<b>BLK</b>	4	vs. Rutgers (11/30/24)	<b>BLK</b>	4	vs. Rutgers (11/30/24)
<b>3PM</b>	2	vs. Texas Tech (12/8/24)	<b>3PM</b>	3	vs. Iowa State (11/26/23)
<b>MIN</b>	31	vs. Texas Tech (12/8/24)	<b>MIN</b>	34	at LSU (1/20/24)

## GAME-BY-GAME STATISTICS

		Min	FG-A-Pct	3FG-A-Pct	FT-A-Pct	O-D-Tot	PF	A	TO	Blk	Stl	Pts
N4	at UCF	29	3-10-.300	0-1-.000	0-1-.000	3-6-9	2	0	1	1	0	6
N8	TAMU-COMMERCE	18	1-1-1.000	0-0-.000	2-2-1.000	1-3-4	1	2	2	2	0	4
N11	LAMAR	20	1-4-.250	1-3-.333	4-5-.800	2-2-4	2	1	0	1	0	7
N15	OHIO STATE	30	0-4-.000	0-2-.000	2-2-1.000	1-7-8	3	1	0	0	0	2
N20	SOUTHERN	30	1-5-.200	0-2-.000	3-4-.750	6-5-11	2	1	1	1	0	5
N26	\$ Oregon	6	0-2-.000	0-2-.000	0-0-.000	1-1-2	0	0	0	0	0	0
N27	\$ Creighton	20	3-5-.600	1-2-.500	3-3-1.000	4-2-6	4	1	3	0	1	10
N30	\$ Rutgers	24	4-6-.667	0-0-.000	3-3-1.000	1-4-5	3	1	1	4	0	11
D3	& WAKE FOREST	22	2-3-.667	0-1-.000	1-1-1.000	2-2-4	0	1	2	0	0	5
D8	# vs. Texas Tech	31	2-5-.400	2-3-.667	2-2-1.000	6-3-9	2	2	1	2	0	8
D14	% vs. Purdue	22	0-1-.000	0-0-.000	1-2-.500	4-0-4	0	0	4	1	2	1
D20	HOUSTON CHRISTIAN	19	0-1-.000	0-0-.000	0-0-.000	4-7-11	1	1	0	3	1	0
D28	ABILENE CHRISTIAN	14	1-3-.333	0-1-.000	4-4-1.000	1-0-1	3	2	2	1	1	6
J4	* TEXAS	28	2-5-.400	0-1-.000	2-3-.667	3-7-10	1	2	1	1	2	6
J8	* at Oklahoma	30	4-8-.500	1-3-.333	2-2-1.000	2-4-6	3	1	1	0	1	11
J11	* ALABAMA	15	0-1-.000	0-0-.000	1-2-.500	1-1-2	5	2	1	2	1	1
J14	* at Kentucky											
J18	* LSU											
J22	* at Ole Miss											
J25	* at Texas											
J28	* OKLAHOMA											
F1	* at South Carolina											
F8	* at Missouri											
F11	* GEORGIA											
F15	* ARKANSAS											
F18	* at Mississippi State											
F22	* TENNESSEE											
F26	* VANDERBILT											
M1	* at Florida											
M4	* AUBURN											
M8	* at LSU											

## CAREER STATISTICS - ALL GAMES

	GP-GS	Min	Avg	FG-A	Pct	3FG-A	Pct	FT-A	Pct	O-D-Tot	Avg	PF	FO	A	TO	Blk	Stl	Pts	Avg
2022-23	31-4	376	12.1	33-69	.478	4-15	.267	28-35	.800	40-49-89	2.9	58	1	10	15	16	15	98	3.2
2023-24	33-19	775	23.5	84-175	.480	16-57	.281	58-81	.716	78-109-187	5.7	89	4	26	26	38	26	251	7.4
2024-25	16-16	358	22.4	24-64	.375	5-21	.238	30-36	.833	42-54-96	6.0	32	1	18	20	19	9	83	5.2
TOTAL	81-40	1540	19.0	144-313	.460	26-96	.271	118-156	.756	163-217-380	4.7	179	6	54	62	72	50	432	5.3

- Led the SEC in blocks (37) among 6-foot-7 or shorter players (No. 10 overall) and was No. 6 in rebounds (195) in 2023-24
- Was one of four SEC with more than 250 points, 190 rebounds, 30 blocks and 25 steals last season
- Averaged 10.9 points, 8.0 rebounds and 1.25 steals in the month of March and also posted a career-high four blocks vs. Nebraska in the NCAA Tournament.

### 2023-24 (Sophomore)

Moved into the starting lineup in mid-January and averaged 8.6 points, 6.4 rebounds and 1.5 blocks in 19 starts as the Aggies advanced to the second round of the NCAA Tournament ... In the month of March, Washington raised his average to 10.9 points, 8.0 rebounds and 2.0 blocks per contest ... In that span, Washington ranked No. 3 in blocks and No. 4 in rebounds among all SEC players ... For the full season, Washington slashed 7.4 points/5.7 rebounds/ 1.1 blocks... ... Hit his career high with 18 points against Iowa State in the ESPN Events Invitational (11/26) and vs. Florida in the SEC Tournament semifinals (3/16).

### 2022-23 (Freshman)

Made four starts while seeing action in 31 games in his first season in Aggieland ... Provided an offensive and defensive spark off the bench ... Consistently strong on the offensive glass, Washington ranked No. 7 in the SEC with 33 offensive boards off the bench ... Among SEC bench players, "Solo" tied for 12th in blocked shots (14) and ranked No. 14 in total rebounds (75) ... Chipped in 3.2 points and 2.9 rebounds per game for the season ... Ranked second on the team in free throw percentage, hitting 28-of-35 from the charity stripe ... Scored a season-high 12 points against Colorado.

### High School

Was named the 2022 Gatorade Louisiana Player of the Year ... No. 1 ranked recruit from Louisiana in the 247Sports Composite ... Led the Carver Collegiate Academy to a 33-5 record and a Class 4A state championship after averaging 14.9 points, 11.1 rebounds, 3.0 assists, 2.6 blocks and 2.4 steals per game in 2021-22 ... Recorded 23 double-doubles, including a 14-point, 20-rebound performance in the state championship game in which he also had nine assists and six blocks ... Was a two-time first team all-state selection and amassed 1,642 points and 1,435 rebounds in his career ... Maintained a 3.05 GPA in the classroom, and volunteered locally with Thrive New Orleans and as a youth camp counselor.





# CJ WILCHER

GRADUATE (TR) • GUARD • 6-5 • 210

PLAINFIELD, N.J. ▪ ROSELLE CATHOLIC HS ▪ NEBRASKA

BACHELOR'S DEGREE: CHILD, YOUTH AND FAMILY STUDIES

GRADUATE PROGRAM: RECREATION AND YOUTH DEVELOPMENT

CJWilcher

cj\_wilcher

10

## SEASON HIGHS

## CAREER HIGHS

<b>PTS</b>	14	vs. ACU (12/28/24)	<b>PTS</b>	22	2x, last vs. Wisconsin (2/1/24)
<b>RBS</b>	3	vs. HCU (12/20/24)	<b>RBS</b>	6	2x, last vs. Minnesota (2/25/23)
<b>AST</b>	2	vs. HCU (12/20/24)	<b>AST</b>	4	2x, last vs. Rutgers (2/14/23)
<b>STL</b>	1	3x, last vs. ACU (12/28/24)	<b>STL</b>	3	South Carolina St. (12/29/23)
<b>BLK</b>	1	vs. Alabama (1/11/25)	<b>BLK</b>	2	2x, last vs. Lindenwood (11/6/23)
<b>3PM</b>	4	vs. ACU (12/28/24)	<b>3PM</b>	5	2x, last vs. Wisconsin (2/1/24)
<b>MIN</b>	20	vs. HCU (12/20/24)	<b>MIN</b>	38	vs. Minnesota (1/7/23)

## GAME-BY-GAME STATISTICS

		Min	FG-A-Pct	3FG-A-Pct	FT-A-Pct	O-D-Tot	PF	A	TO	Blk	Stl	Pts
N4	at UCF	11	2-5-.400	2-5-.400	0-0-.000	0-2-2	0	0	0	0	0	6
N8	TAMU-COMMERCE	17	0-3-.000	0-3-.000	0-0-.000	0-0-0	1	1	0	0	0	0
N11	LAMAR	15	3-5-.600	3-5-.600	0-0-.000	0-1-1	0	0	1	0	0	9
N15	OHIO STATE	11	2-3-.667	2-3-.667	0-0-.000	0-2-2	1	0	0	0	0	6
N20	SOUTHERN	6	1-3-.333	1-3-.333	0-0-.000	0-0-0	1	1	0	0	0	3
N26	\$ Oregon	11	2-5-.400	2-5-.400	2-2-1.000	0-1-1	2	1	1	0	0	8
N27	\$ Creighton	7	0-2-.000	0-2-.000	0-0-.000	0-0-0	0	0	0	0	0	0
N30	\$ Rutgers	8	0-2-.000	0-2-.000	4-5-.800	0-0-0	1	0	0	0	1	4
D3	& WAKE FOREST	9	1-4-.250	1-4-.250	0-0-.000	0-0-0	0	0	1	0	0	3
D8	# vs. Texas Tech	7	0-0-.000	0-0-.000	0-0-.000	0-1-1	0	0	0	0	1	0
D14	% vs. Purdue	11	1-3-.333	1-3-.333	0-0-.000	0-2-2	0	1	0	0	0	3
D20	HOUSTON CHRISTIAN	20	3-5-.600	2-4-.500	0-0-.000	0-3-3	1	2	2	0	0	8
D28	ABILENE CHRISTIAN	13	5-8-.625	4-7-.571	0-0-.000	0-1-1	1	0	0	0	1	14
J4	* TEXAS	6	0-1-.000	0-1-.000	0-0-.000	0-0-0	0	0	1	0	0	0
J8	* at Oklahoma	6	0-0-.000	0-0-.000	0-0-.000	0-0-0	0	0	1	0	0	0
J11	* ALABAMA	12	1-3-.333	1-3-.333	0-0-.000	0-0-0	1	0	0	1	0	3
J14	* at Kentucky											
J18	* LSU											
J22	* at Ole Miss											
J25	* at Texas											
J28	* OKLAHOMA											
F1	* at South Carolina											
F8	* at Missouri											
F11	* GEORGIA											
F15	* ARKANSAS											
F18	* at Mississippi State											
F22	* TENNESSEE											
F26	* VANDERBILT											
M1	* at Florida											
M4	* AUBURN											
M8	* at LSU											

## CAREER STATISTICS - ALL GAMES

	GP-GS	Min	Avg	FG-A	Pct	3FG-A	Pct	FT-A	Pct	O-D-Tot	Avg	PF	FO	A	TO	Blk	Stl	Pts	Avg
2020-21	15-1	151	10.1	18-45	.400	10-29	.345	4-4	1.000	7-9-16	1.1	11	0	5	7	1	5	50	3.3
2021-22	32-2	791	24.7	92-199	.462	52-128	.406	22-35	.629	17-56-73	2.3	42	1	26	31	3	25	258	8.1
2022-23	32-24	870	27.1	95-238	.399	42-134	.313	23-36	.639	17-61-78	2.4	52	1	44	47	6	18	255	8.0
2023-24	33-2	591	17.9	87-193	.451	50-127	.394	31-33	.939	12-37-49	1.5	39	0	28	32	6	17	255	7.7
2024-25	16-0	170	10.6	21-52	.404	19-50	.380	6-7	.857	0-13-13	.8	9	0	6	7	1	3	67	4.2
<b>TOTAL</b>	<b>128-29</b>	<b>2574</b>	<b>20.1</b>	<b>313-727</b>	<b>.431</b>	<b>173-468</b>	<b>.370</b>	<b>86-115</b>	<b>.748</b>	<b>53-176-229</b>	<b>1.8</b>	<b>153</b>	<b>2</b>	<b>109</b>	<b>124</b>	<b>17</b>	<b>68</b>	<b>885</b>	<b>6.9</b>

\*Spent one season at Xavier and three seasons at Nebraska (2020-2024)

- Ranked as the Big Ten's No. 3 bench scorer with 236 points in 2023-24
- Scored a Big Ten-high 520 points off the bench over the past three seasons
- His 103 3-pointers off the bench over the past three seasons ranks No. 7 among all DI players
- Wilcher has hit 43.4% of his 3-point attempts in 20 games against AP Top 25 teams during his career
- Two-time Academic All-Big Ten honoree

### 2023-24(Junior at Nebraska)

Emerged as one of the Big Ten's best sixth men in 2023-24 ... Ranked No. 3 in the Big Ten with 236 points off the bench ... For the full season, Wilcher averaged 7.7 points per game on 45 percent shooting, including 39 percent from 3-point range, and 94 percent from the line

### 2022-23(Sophomore at Nebraska)

Wilcher was a mainstay in the Husker rotation as a sophomore, as he was one of three Huskers to appear in all 32 games, including 24 starts ... Averaged 8.0 points, 2.4 rebounds and 1.4 assists per game, ranking second on the team with 42 3-pointers.

### 2021-22 (Freshman at Nebraska)

Wilcher became one of the Big Ten's top scoring reserves, averaging 8.1 points and 2.3 rebounds per game as the Huskers' sixth man ... Paced NU in 3-pointers (52) and 3-point percentage (.406), while he also shot 43 percent from long range in Big Ten play.

### 2020-21 (Xavier)

Wilcher played in 15 games for the Xavier Musketeers in 2020-21, averaging 3.3 points and 1.1 rebounds per game ... Wilcher saw more action down the stretch, playing double-figure minutes in seven of his last nine contests, including more than 20 minutes per game over the Musketeers' final four games

### High School

A four-star recruit coming out of high school by ESPN, Wilcher was ranked No. 81 by ESPN in the class of 2020 ... Played for Dave Boff at Roselle Catholic as a senior, averaging 18.8 points, 4.5 rebounds and 2.8 assists ... Had 50 3-pointers as a senior, highlighted by hitting six 3-pointers in a 59-58 win over Gill St. Bernard's in the sectional championship ... Starred for St. Benedict's Prep in Newark during his sophomore and junior year, averaging 18 points, 5.0 rebounds and 4.5 assists in 2018-19.





# ANDERSSON GARCIA

SENIOR ▪ FORWARD ▪ 6-7 ▪ 220  
MOCA, DOMINICAN REPUBLIC ▪ HAMILTON HEIGHTS (TENN.) ▪ MISSISSIPPI ST.  
MAJOR: RECREATION, PARK & TOURISM SCIENCE

11

mamba\_\_11

\_mamba11\_

## SEASON HIGHS

## CAREER HIGHS

<b>PTS</b>	15	vs. Lamar (11/11/24)	<b>PTS</b>	15	vs. Lamar (11/11/24)
<b>RBS</b>	16	vs. Wake Forest (12/3/24)	<b>RBS</b>	19	vs. HCU (12/22/23)
<b>AST</b>	3	2x, last vs. Lamar (11/11/24)	<b>AST</b>	5	at Missouri (2/7/24)
<b>STL</b>	4	at Oklahoma (1/8/25)	<b>STL</b>	5	vs. Kentucky (1/13/24)
<b>BLK</b>	2	2x, last vs. ACU (12/28/24)	<b>BLK</b>	2	6x, last at Missouri (2/7/24)
<b>3PM</b>	2	vs. Lamar (11/11/24)	<b>3PM</b>	2	2x, last vs. Lamar (11/11/24)
<b>MIN</b>	35	vs. Oregon (11/26/24)	<b>MIN</b>	41	vs. Houston (3/24/24)

## GAME-BY-GAME STATISTICS

		Min	FG-A-Pct	3FG-A-Pct	FT-A-Pct	O-D-Tot	PF	A	TO	Blk	Stl	Pts
N4	at UCF	26	2-2-1.000	0-0-0.000	0-0-0.000	2-4-6	5	2	1	1	0	4
N8	TAMU-COMMERCE	22	1-3-.333	0-1-0.000	0-0-0.000	1-7-8	2	3	0	0	2	2
N11	LAMAR	27	5-7-.714	2-2-1.000	3-5-.600	3-6-9	4	3	2	1	1	15
N15	OHIO STATE	21	1-3-.333	1-3-.333	2-2-1.000	0-4-4	4	1	0	0	0	5
N20	SOUTHERN	28	2-2-1.000	0-0-0.000	0-0-0.000	5-3-8	0	1	1	1	1	4
N26	\$ Oregon	35	1-5-.200	1-4-.250	0-0-0.000	5-2-7	3	0	1	1	1	3
N27	\$ Creighton	22	2-7-.286	1-3-.333	5-6-.833	2-5-7	1	0	0	2	0	10
N30	\$ Rutgers	26	2-4-.500	0-0-0.000	2-2-1.000	0-6-6	3	1	0	1	1	6
D3	& WAKE FOREST	29	1-2-.500	0-1-0.000	3-3-1.000	4-12-16	0	2	1	1	3	5
D8	# vs. Texas Tech	7	0-1-0.000	0-1-0.000	0-0-0.000	1-2-3	5	0	0	0	0	0
D14	% vs. Purdue	22	2-3-.667	1-1-1.000	0-0-0.000	1-1-2	2	0	0	0	0	5
D20	HOUSTON CHRISTIAN	7	0-0-0.000	0-0-0.000	0-0-0.000	0-0-0	2	1	0	1	0	0
D28	ABILENE CHRISTIAN	26	5-5-1.000	0-0-0.000	2-4-.500	4-1-5	0	2	3	2	1	12
J4	* TEXAS	24	2-5-.400	0-2-0.000	0-0-0.000	0-2-2	3	2	1	1	0	4
J8	* at Oklahoma	27	1-4-.250	0-2-0.000	1-3-.333	4-1-5	4	0	0	0	4	3
J11	* ALABAMA	24	0-1-0.000	0-1-0.000	1-2-.500	0-2-2	4	2	1	0	2	1
J14	* at Kentucky											
J18	* LSU											
J22	* at Ole Miss											
J25	* at Texas											
J28	* OKLAHOMA											
F1	* at South Carolina											
F8	* at Missouri											
F11	* GEORGIA											
F15	* ARKANSAS											
F18	* at Mississippi State											
F22	* TENNESSEE											
F26	* VANDERBILT											
M1	* at Florida											
M4	* AUBURN											
M8	* at LSU											

## CAREER STATISTICS - ALL GAMES

	GP-GS	Min	Avg	FG-A	Pct	3FG-A	Pct	FT-A	Pct	O-D-Tot	Avg	PF	FO	A	TO	Blk	Stl	Pts	Avg
2020-21	11-0	35	3.2	11-18	.611	2-4	.500	1-4	.250	8-4-12	1.1	2	0	4	3	1	4	25	2.3
2021-22	33-3	486	14.7	49-90	.544	5-16	.313	40-69	.580	47-93-140	4.2	54	1	46	41	7	37	143	4.3
2022-23	34-1	561	16.5	33-65	.508	4-10	.400	38-53	.717	70-79-149	4.4	84	6	27	26	7	20	108	3.2
2023-24	35-4	981	28.0	61-112	.545	8-19	.421	74-105	.705	153-169-322	9.2	103	5	53	30	25	44	204	5.8
2024-25	16-3	373	23.3	27-54	.500	6-21	.286	19-27	.704	32-58-90	5.6	42	2	20	12	12	16	79	4.9
<b>TOTAL</b>	<b>130-11</b>	<b>2481</b>	<b>19.1</b>	<b>184-343</b>	<b>.536</b>	<b>26-71</b>	<b>.366</b>	<b>177-265</b>	<b>.668</b>	<b>313-405-718</b>	<b>5.5</b>	<b>288</b>	<b>14</b>	<b>152</b>	<b>113</b>	<b>53</b>	<b>123</b>	<b>571</b>	<b>4.4</b>

\*Spent two seasons at Mississippi State (2020-22)

- The versatile Garcia was the only Power 5 player to post more than 300 rebounds, 200 points, 50 assists, 40 steals and 20 blocked shots in 2023-24.
- SEC All-Defensive Team, 2024

### 2023-24 (Senior)

Posted a breakout season as he led the SEC in offensive (156) and total rebounds (327) despite coming off the bench in 32 of 36 games... Contributed 7.0 points per game and was the Aggies' top 3-point shooter at 45.0% (9-of-20) ... The versatile Garcia was one of six D-I players, including the only player from the Power 5, to post more than 300 rebounds, 200 points, 50 assists, 40 steals and 20 blocked shots

### 2022-23 (Junior)

One of the SEC's top rebounders and defenders off the bench ... Was the SEC's top rebounder off the bench with a league-best 69 offensive boards and 142 total rebounds ... Garcia's 69 offensive boards off the bench ranked No. 6 nationally and No. 1 among players in the power five leagues... 4.4 rebounds per game while seeing action in 34 games with one start (at DePaul) ... scored a season-high 11 points twice and grabbed a season-best 10 rebounds vs. Arkansas (2/15) ... team was 15-2 when he scored three or more points and 12-2 when he logged five or more rebounds.

### 2021-22 (Sophomore at Mississippi State)

Garcia saw action in 33 games where he broke into the starting lineup during State's three postseason contests (March 10-16) ... Improved his season averages to 4.3 points, 4.2 rebounds, 1.4 assists and 1.1 steals per game ... Eight of his top nine scoring efforts came against SEC opponents ... State won 10 of 13 games when Garcia scored at least six points.

### 2020-21 (Freshman at Mississippi State)

Garcia made 11 appearances off the bench where he averaged 2.3 points, 1.1 rebounds, 0.4 assists and 0.4 steals per game.

### High School

Prepped under Zach Ferrell at Hamilton Heights Christian Academy in Chattanooga, Tennessee ... Posted 9.0 points, 9.6 rebounds and 3.7 assists per game and shot 61 percent from the floor during his senior season ... Hamilton Heights went 28-3, won the NACA National Championship and earned a USA Today top 20 national finish in 2019-20...





# HENRY COLEMAN III

GRADUATE (3L) ▪ FORWARD ▪ 6-8 ▪ 250

RICHMOND, VA. ▪ TRINITY EPISCOPAL SCHOOL ▪ DUKE

BACHELOR'S: UNIVERSITY STUDIES - RACE, GENDER, & ETHNICITY

MINORS: SPORT MANAGEMENT, AG LEADERSHIP DEVELOPMENT

GRADUATE PROGRAM: U5 - UNIVERSITY STUDIES



hencoleman3



henrycoleman3

15

## SEASON HIGHS

## CAREER HIGHS

<b>PTS</b>	17	vs. Creighton (11/27/24)	<b>PTS</b>	27	vs North Florida (11/10/21)
<b>RBS</b>	11	vs. Alabama (1/11/25)	<b>RBS</b>	15	3x, last at SMU (11/14/23)
<b>AST</b>	1	6x, last vs. Alabama (1/11/25)	<b>AST</b>	6	at DePaul (11/25/22)
<b>STL</b>	4	vs. Southern (11/20/24)	<b>STL</b>	5	vs Florida (3/10/22)
<b>BLK</b>	--	--	<b>BLK</b>	2	3x, last at LSU (1/26/22)
<b>3PM</b>	--	--	<b>3PM</b>	-	-
<b>MIN</b>	28	2x, last vs. Texas Tech (12/8/24)	<b>MIN</b>	41	vs Florida (3/10/22)

## GAME-BY-GAME STATISTICS

		Min	FG-A-Pct	3FG-A-Pct	FT-A-Pct	O-D-Tot	PF	A	TO	Blk	Stl	Pts
N4	at UCF	12	2-6-.333	0-0-.000	2-2-1.000	5-1-6	0	0	0	0	1	6
N8	TAMU-COMMERCE	20	6-9-.667	0-0-.000	2-2-1.000	6-2-8	3	1	0	0	0	14
N11	LAMAR	16	5-7-.714	0-0-.000	3-6-.500	5-2-7	1	1	0	0	1	13
N15	OHIO STATE	21	4-6-.667	0-0-.000	4-4-1.000	4-2-6	1	0	1	0	0	12
N20	SOUTHERN	27	4-7-.571	0-0-.000	3-4-.750	3-3-6	2	0	1	0	4	11
N26	\$ Oregon	23	3-4-.750	0-0-.000	0-0-.000	2-5-7	1	0	0	0	0	6
N27	\$ Creighton	28	8-10-.800	0-0-.000	1-2-.500	4-5-9	2	1	2	0	1	17
N30	\$ Rutgers	27	3-4-.750	0-0-.000	5-5-1.000	3-3-6	2	0	3	0	0	11
D3	& WAKE FOREST	21	4-6-.667	0-0-.000	2-3-.667	1-2-3	1	0	1	0	0	10
D8	# vs. Texas Tech	28	1-4-.250	0-0-.000	3-5-.600	2-3-5	1	1	1	0	2	5
D14	% vs. Purdue	12	1-2-.500	0-0-.000	1-2-.500	1-1-2	0	0	3	0	0	3
D20	HOUSTON CHRISTIAN	16	1-4-.250	0-0-.000	1-2-.500	1-0-1	1	0	0	0	1	3
D28	ABILENE CHRISTIAN	5	3-5-.600	0-0-.000	1-1-1.000	0-0-0	0	0	0	0	0	7
J4	* TEXAS	19	2-4-.500	0-0-.000	0-0-.000	2-1-3	1	0	0	0	0	4
J8	* at Oklahoma	14	0-3-.000	0-0-.000	3-4-.750	3-2-5	0	1	1	0	1	3
J11	* ALABAMA	25	5-8-.625	0-0-.000	2-4-.500	5-6-11	2	1	1	0	3	12
J14	* at Kentucky											
J18	* LSU											
J22	* at Ole Miss											
J25	* at Texas											
J28	* OKLAHOMA											
F1	* at South Carolina											
F8	* at Missouri											
F11	* GEORGIA											
F15	* ARKANSAS											
F18	* at Mississippi State											
F22	* TENNESSEE											
F26	* VANDERBILT											
M1	* at Florida											
M4	* AUBURN											
M8	* at LSU											

## CAREER STATISTICS - ALL GAMES

	GP-GS	Min	Avg	FG-A	Pct	3FG-A	Pct	FT-A	Pct	O-D-Tot	Avg	PF	FO	A	TO	Blk	Stl	Pts	Avg
2020-21	19-0	95	5.0	10-20	.500	0-1	.000	1-5	.200	13-13-26	1.4	5	0	3	5	6	3	21	1.1
2021-22	39-36	1043	26.7	160-285	.561	0-3	.000	109-159	.686	102-140-242	6.2	90	3	24	40	16	50	429	11.0
2022-23	35-31	948	27.1	118-222	.532	0-2	.000	80-113	.708	79-122-201	5.7	63	1	33	53	4	30	316	9.0
2023-24	31-16	734	23.7	101-177	.571	0-2	.000	73-105	.695	72-106-178	5.7	33	0	23	23	2	23	275	8.9
2024-25	16-10	314	19.6	52-89	.584	0-0	.000	33-46	.717	47-38-85	5.3	18	0	6	14	0	14	137	8.6
<b>TOTAL</b>	<b>141-93</b>	<b>3141</b>	<b>22.3</b>	<b>442-794</b>	<b>.557</b>	<b>0-8</b>	<b>.000</b>	<b>299-432</b>	<b>.692</b>	<b>314-420-734</b>	<b>5.2</b>	<b>209</b>	<b>4</b>	<b>89</b>	<b>135</b>	<b>28</b>	<b>120</b>	<b>1183</b>	<b>8.4</b>

\*Spent the 2020-21 season at Duke

- Ranks as one of the five players in Texas A&M history to have compiled more than 1,000 points, 600 rebounds and 100 steals
- Has 15 career double-doubles
- Has connected on 50.0% or higher on his field goal attempts in each of his four collegiate seasons

### 2023-24 (Senior)

Led the team with a 57.3 field goal percentage while ranking third on the team with 8.8 points per game ... ranked fourth in rebounds with 5.6 per game ... Injuries kept him out of four games and limited him to 15 or less minutes in eight other contests ... posted five double-doubles, including three in a row in November when had 20/11 vs. Ohio State (11/10), 13/15 vs. SMU (11/14) and 19/10 vs. Oral Roberts (11/17) ... earned SEC Player of the Week honors on Nov. 20 after the three straight double-doubles ... also had 16/14 at Virginia (11/29) and 20/13 vs. Prairie View (12/30) ... Posted three games with 20 or more points, including a season-high 24 vs. Penn State

### 2022-23 (Junior)

Averaged 9.0 points and 5.7 rebounds while playing in all 35 games with 31 starts ... team leader in total rebounds with 201 and offensive boards with 79 ... had five double-doubles in points and rebounds, including an 18-point/15-rebound effort on the road against Arkansas (1/31) ... also had double-doubles vs. Abilene Christian (13-11 on 11/11), Missouri (10-10 on 1/11), South Carolina (12-11 on 1/14) and Arkansas (16-11 on 3/10) ... Posted 17 games with double-digit points, including a season-high of 24 vs. NW State (12/27)

### 2021-22 (Sophomore)

Appeared in 39 games making 26 starts ... Ranked second on the team in scoring at 11.0 points per game and tied for the team lead with 6.2 rebounds per game ... Scored a career-high 27 points in the season-opening win over North Florida (11/10) ... Registered five double-doubles, all of which came against SEC teams.

### 2020-21 (Freshman at Duke)

Appeared in 19 games as a freshman, including each of the final 11 contests of the season ... Shot 10-of-20 (.500) from the field and averaged 1.1 points with 1.4 rebounds per contest.

### High School

A four-star power forward ... Ranked as the No. 52 player overall, the No. 10 power forward and the No. 5 player in the state of Virginia in ESPN 100's rankings for the class of 2020 ... Averaged 22.8 points, 12.8 rebounds and 3.4 assists per game as a senior at Trinity Episcopal School ... Put up 25.6 points and 12.1 rebounds per contest as a junior.





# PHARREL PAYNE

JUNIOR (TR) ▪ FORWARD/CENTER ▪ 6-9 ▪ 250

COTTAGE GROVE, MINN. ▪ PARK HS ▪ MINNESOTA

MAJOR: UNIVERSITY STUDIES - RACE, GENDER, & ETHNICITY

MINORS: HISTORY | MEDICAL ANTHROPOLOGY

 pharrelpayne\_22

 pharrelpayne\_22

21

## SEASON HIGHS

## CAREER HIGHS

<b>PTS</b>	23	vs. Alabama (1/11/25)	<b>PTS</b>	23	vs. Alabama (1/11/25)
<b>RBS</b>	9	2x, last vs. Alabama (1/11/25)	<b>RBS</b>	11	Rutgers (2/18/24)
<b>AST</b>	2	vs. Ohio State (11/15/24)	<b>AST</b>	6	vs. Penn St. (2/18/23)
<b>STL</b>	2	vs. Creighton (11/27/24)	<b>STL</b>	2	vs. Creighton (11/27/24)
<b>BLK</b>	4	vs. Alabama (1/11/25)	<b>BLK</b>	5	at Indiana (1/12/24)
<b>3PM</b>	--	--	<b>3PM</b>	--	--
<b>MIN</b>	24	3x, last vs. Alabama (1/11/25)	<b>MIN</b>	36	at Northwestern (3/9/24)

## GAME-BY-GAME STATISTICS

		Min	FG-A-Pct	3FG-A-Pct	FT-A-Pct	O-D-Tot	PF	A	TO	Blk	Stl	Pts
N4	at UCF	22	6-9-.667	0-0-.000	3-5-.600	1-5-6	5	1	2	1	1	15
N8	TAMU-COMMERCE	17	3-5-.600	0-0-.000	2-6-.333	2-4-6	0	0	0	1	1	8
N11	LAMAR	24	1-3-.333	0-0-.000	2-4-.500	3-4-7	3	0	0	3	0	4
N15	OHIO STATE	19	1-1-1.000	0-0-.000	0-2-.000	3-1-4	2	2	1	2	0	2
N20	SOUTHERN	7	0-3-.000	0-0-.000	0-2-.000	4-1-5	1	0	0	0	0	0
N26	\$ Oregon	17	1-5-.200	0-0-.000	4-7-.571	3-1-4	2	0	1	0	0	6
N27	\$ Creighton	16	3-5-.600	0-0-.000	1-2-.500	2-1-3	1	0	1	2	2	7
N30	\$ Rutgers	8	1-2-.500	0-0-.000	3-7-.429	1-1-2	2	0	0	0	0	5
D3	& WAKE FOREST	18	4-4-1.000	0-0-.000	2-2-1.000	2-1-3	2	0	2	0	0	10
D8	# vs. Texas Tech	13	3-3-1.000	0-0-.000	0-0-.000	1-0-1	1	1	2	0	0	6
D14	% vs. Purdue	24	6-6-1.000	0-0-.000	4-7-.571	4-5-9	4	1	2	2	0	16
D20	HOUSTON CHRISTIAN	17	5-7-.714	0-0-.000	0-0-.000	5-2-7	0	0	1	3	0	10
D28	ABILENE CHRISTIAN	22	1-3-.333	0-0-.000	4-6-.667	2-2-4	2	1	1	3	1	6
J4	* TEXAS	21	5-6-.833	0-0-.000	5-9-.556	1-4-5	2	0	0	1	0	15
J8	* at Oklahoma	20	3-3-1.000	0-0-.000	4-4-1.000	1-1-2	2	0	2	0	1	10
J11	* ALABAMA	24	6-8-.750	0-0-.000	11-15-.733	6-3-9	2	1	1	4	1	23
J14	* at Kentucky											
J18	* LSU											
J22	* at Ole Miss											
J25	* at Texas											
J28	* OKLAHOMA											
F1	* at South Carolina											
F8	* at Missouri											
F11	* GEORGIA											
F15	* ARKANSAS											
F18	* at Mississippi State											
F22	* TENNESSEE											
F26	* VANDERBILT											
M1	* at Florida											
M4	* AUBURN											
M8	* at LSU											

## CAREER STATISTICS - ALL GAMES

	GP-GS	Min	Avg	FG-A	Pct	3FG-A	Pct	FT-A	Pct	O-D-Tot	Avg	PF	FO	A	TO	Blk	Stl	Pts	Avg
2022-23	29-4	622	21.4	91-131	.695	0-0	.000	50-104	.481	46-97-143	4.9	75	2	40	60	32	14	232	8.0
2023-24	32-19	748	23.4	130-216	.602	0-1	.000	60-127	.472	77-117-194	6.1	70	1	37	50	44	10	320	10.0
2024-25	16-6	289	18.1	49-73	.671	0-0	.000	45-78	.577	41-36-77	4.8	31	1	7	16	22	7	143	8.9
Total	78-29	1698	21.8	276-429	.643	0-1	.000	158-314	.503	167-260-427	5.5	178	4	84	129	98	31	710	9.1

\*Spent two seasons at Minnesota (2022-2024)

- Was one of only two Big Ten players to average at least 10.0 points and 6.0 rebounds in less than 27 minutes of action per game in 2023-24.
- Averaged 9.1 points, 5.6 rebounds, 1.2 blocks and 1.2 assists in 62 games with five double doubles at UM.
- Was UM's top shot-blocker and No. 2 rebounder the past two seasons
- Owns single game career highs of 21 points, 13 rebounds, 5 blocks and 6 assists
- Was a finalist for Mr. Basketball in the state of Minnesota as a senior at Park High School

### 2023-24 (Sophomore at Minnesota)

Academic All-Big Ten ... Played in 32 games for the Gophers with 19 starts ... Averaged 10 points and 6.1 rebounds with a team-best 44 blocks ... Posted 15 double-digit scoring games, including a season and career-high 21 points on 8-of-12 shooting against Rutgers (2/18) ... Hit double digits in rebounds three times with a season-high 11 vs. Rutgers ... Had two or more blocks in 11 games with a season and career-high five vs. at Indiana ... Played season-high 35 minutes vs. Nebraska (12/6) and at Northwestern (3/9) ... Produced a 17-point, 10 rebound double-double at Indiana (1/12) ... scored 14 points, nine rebounds, two assists and four blocks in the Northwestern win (2/3) ... added a career-best 21 points and had 11 rebounds in the Rutgers win (2/18)

### 2022-23 (Freshman at Minnesota)

Played in 30 games with four starts, while averaging 22 minutes played ... ranked fourth on the team in scoring when he had 247 points and averaged 8.2 per game ... ranked second on the team in rebounds with 156 total rebounds and averaged 5.2 per game ... finished the season with 32 blocks, which was first on the team, 12th in the Big Ten and second among freshmen in the league ... shot 69.3 percent from the field and held a team-best 32 blocks

### High School

Mr. Basketball Top 10 finalist, which is given to the top boy's basketball player in the state of Minnesota ... First team all-state as a senior at Park High School ... Second Team All-Metro ... Averaged 22 points, 12 rebounds and two blocks per game as a senior ... Helped the Wolfpack to a 20-9 overall record ... had 10 games with at least 20 points his senior year and three 30-point games ... averaged 15 points per game and 10 rebounds as a junior



# MANNY OBASEKI

35

SENIOR (3L) • GUARD • 6-4 • 200

ALLEN, TEXAS • JOHN PAUL II

MAJOR: AG LEADERSHIP EDUCATION DEVELOPMENT

MINOR: SPORT MANAGEMENT

aisoxsaa

aisoxsa

SEASON HIGHS				CAREER HIGHS			
PTS	15	vs. Ohio State (11/15/24)		PTS	25	at Ole Miss (3/9/24)	
RBS	5	2x, last vs. HCU (12/20/24)		RBS	9	vs. Northwestern State (12/21/21)	
AST	4	2x, last at Oklahoma (1/8/25)		AST	4	3x, last vs. HCU (12/20/24)	
STL	3	vs. HCU (12/20/24)		STL	3	2x, last vs. HCU (12/20/24)	
BLK	2	vs. Ohio State (11/15/24)		BLK	2	3x, last vs. Ohio State (11/15/24)	
3PM	1	3x, last vs. HCU (12/20/24)		3PM	4	at Ole Miss (3/9/24)	
MIN	29	vs. Ohio State (11/15/24)		MIN	32	vs. Ole Miss (3/14/24)	

GAME-BY-GAME STATISTICS														
		Min	FG-A-Pct	3FG-A-Pct	FT-A-Pct	O-D-Tot	PF	A	TO	Blk	Stl	Pts		
N4	at UCF	15	1-3-.333	0-1-.000	0-0-.000	0-1-1	2	0	3	0	0	2		
N8	TAMU-COMMERCE	17	5-10-.500	0-0-.000	4-6-.667	1-2-3	2	0	0	0	0	14		
N11	LAMAR	14	2-4-.500	0-0-.000	4-6-.667	2-1-3	4	3	3	0	0	8		
N15	OHIO STATE	29	3-8-.375	1-1-1.000	8-9-.889	0-3-3	1	2	2	2	0	15		
N20	SOUTHERN	16	4-11-.364	0-3-.000	1-1-1.000	0-1-1	1	1	2	1	0	9		
N26	\$ Oregon	16	2-9-.222	1-3-.333	0-0-.000	1-1-2	3	0	2	1	0	5		
N27	\$ Creighton	14	1-2-.500	0-0-.000	1-2-.500	0-0-0	3	0	0	0	1	3		
N30	\$ Rutgers	19	4-9-.444	0-0-.000	3-6-.500	2-3-5	2	2	0	1	0	11		
D3	& WAKE FOREST	14	0-6-.000	0-1-.000	0-0-.000	0-2-2	4	2	1	0	0	0		
D8	# vs. Texas Tech	13	3-12-.250	0-1-.000	0-0-.000	0-1-1	0	0	0	0	0	6		
D14	% vs. Purdue	16	0-4-.000	0-1-.000	5-6-.833	0-0-0	0	2	0	0	0	5		
D20	HOUSTON CHRISTIAN	25	5-14-.357	1-2-.500	2-3-.667	0-5-5	4	4	3	0	3	13		
D28	ABILENE CHRISTIAN	16	1-1-1.000	0-0-.000	0-0-.000	0-0-0	2	0	2	0	0	2		
J4	* TEXAS	20	2-6-.333	0-1-.000	6-6-1.000	0-3-3	2	1	0	0	0	10		
J8	* at Oklahoma	16	1-5-.200	0-0-.000	0-0-.000	0-0-0	1	4	0	0	1	2		
J11	* ALABAMA	20	2-7-.286	0-0-.000	0-2-.000	0-1-1	2	0	0	1	0	4		
J14	* at Kentucky													
J18	* LSU													
J22	* at Ole Miss													
J25	* at Texas													
J28	* OKLAHOMA													
F1	* at South Carolina													
F8	* at Missouri													
F11	* GEORGIA													
F15	* ARKANSAS													
F18	* at Mississippi State													
F22	* TENNESSEE													
F26	* VANDERBILT													
M1	* at Florida													
M4	* AUBURN													
M8	* at LSU													

CAREER STATISTICS - ALL GAMES																	
	GP-GS	Min	Avg	FG-A	Pct	3FG-A	Pct	FT-A	Pct	O-D-Tot	Avg	PF	FO	A	TO	Blk	Stl
2021-22	38-17	497	13.1	48-136	.353	7-29	.241	32-54	.593	21-48-69	1.8	43	1	28	24	11	18
2022-23	20-0	276	13.8	36-84	.429	5-13	.385	27-36	.750	3-25-28	1.4	29	1	19	26	3	7
2023-24	35-8	516	14.7	87-212	.410	21-52	.404	49-85	.576	12-38-50	1.4	61	3	26	30	19	6
2024-25	16-3	280	17.5	36-111	.324	3-14	.214	34-47	.723	6-24-30	1.9	33	0	21	18	6	5
TOTAL	109-28	1567	14.4	207-543	.381	36-108	.333	142-222	.640	42-135-177	1.6	166	5	94	98	26	49

- Averaged 16.5 points and hit 54.5% of his 3-point tries while starting the final eight games of the season
- The Aggies averaged 86.4 points with Obaseki in the starting lineup, compared to 73.0 in the first 28 games of the season

**2023-24 (Junior)**  
For the full season, Obaseki averaged 7.0 points, 1.4 rebounds while connecting on team-best 41.0% of his 3-point tries... In the Aggies' crucial road victory over Ole Miss in the regular season finale (3/9), Obaseki lit up the Rebels for a career-high 25 points as he connected on 9-of-14 FGA and 4-of-5 3FGA ... Chipped in 22 points in the Aggies' first-round NCAA victory over Nebraska (3/22) as he hit 8-of-17 shots, including a trio of treys ... Came off the bench to spark the Aggies with a then-career high 21 points against Memphis (12/10) ....

**2022-23 (Sophomore)**  
Averaged 5.2 points per game to rank as the Aggies' top scoring option off the bench ... Provided instant offense as his 5.2 points average ranked No. 2 in the SEC among bench players that played less than 15 minutes per game ... Saw action in 20 games, all as a reserve, as he missed 15 games due to a broken bone in his hand suffered in the SEC opener against Florida (1/4) ... Connected on 38.5 percent of his 3-point attempts ... Had a season-high 14 points on the road against Memphis (12/17) ...

**2021-22 (Freshman)**  
Played in 38 games with 17 starts ... Averaged 3.6 points and 1.8 rebounds ... Registered season highs in points (19) and rebounds (9) in the win over Northwestern State (12/21) ...

**High School**  
Ranked as a four-star prospect in the 247Sports Composite ... Tabbed as the No. 33 player nationally and No. 6 shooting guard ... Ranked as the No. 3 player in the state of Texas ... Earned a spot on the TAPPS 6A All-State First Team in 2021 ... Helped lead John Paul II to a state semi-final appearance and scored 19 points with four rebounds, three assists, two steals and a block ... An all-state selection and District 9-6A MVP in 2020 after averaging 12.1 points, 4.4 rebounds and 3.1 assists at Allen High School.

# — NUMERICAL / ALPHABETICAL ROSTER —

# TEXAS A&M BASKETBALL

## NUMERICAL

#	Player	Pos.	Ht.	Wt.	Cl.-Exp.	Hometown / High School / Previous School
0	Jace Carter	G	6'-6"	225	Sr.-1L	Titusville, Fla. / Astronaut / Illinois-Chicago
1	Zhuric Phelps	G	6'-4"	190	Sr.-TR	Midland, Texas / Duncanville / SMU
2	Hayden Hefner	G	6'-6"	190	Gr.-4L	Nederland, Texas / Nederland
4	Wade Taylor IV	G	6'-0"	180	Gr.-3L	Dallas, Texas / Lancaster
5	George Turkson Jr.	G/F	6'-7"	220	Fr.-HS	Lowell, Mass. / Bradford Christian Academy
7	Andre Mills	G	6'-4"	205	Fr.-HS	Boston, Mass. / Brimmer and May School
9	Solomon Washington	F	6'-7"	220	Jr.-2L	New Orleans, La. / Carver
10	CJ Wilcher	G	6'-5"	210	Gr.-TR	Plainfield, N.J. / Roselle Catholic / Nebraska
11	Andersson Garcia	F	6'-7"	220	Sr.-2L	Moca, Dominican Republic / Hamilton Heights (Tenn.) / Mississippi State
14	Chris McDermott	F	6'-7"	225	Fr.-HS	Houston, Texas / Booker T. Washington
15	Henry Coleman III	F	6'-8"	250	Gr.-3L	Richmond, Va. / Trinity Episcopal School / Duke
18	Janusz Ratowski	F	6'-11"	225	Fr.-HS	Chotomow, Poland
21	Pharrel Payne	F/C	6'-9"	250	Jr.-TR	Cottage Grove, Minn. / Park / Minnesota
24	Jaelyn Lee	G/F	6'-8"	200	rSo.-1L	Paris, Texas / Paris
35	Manny Obaseki	G	6'-4"	200	Sr.-3L	Allen, Texas / John Paul II

## ALPHABETICAL

#	Player	Pos.	Ht.	Wt.	Cl.-Exp.	Hometown / High School / Previous School
0	Jace Carter	G	6'-6"	225	Sr.-1L	Titusville, Fla. / Astronaut / Illinois-Chicago
15	Henry Coleman III	F	6'-8"	250	Gr.-3L	Richmond, Va. / Trinity Episcopal School / Duke
11	Andersson Garcia	F	6'-7"	220	Sr.-2L	Moca, Dominican Republic / Hamilton Heights (Tenn.) / Mississippi State
2	Hayden Hefner	G	6'-6"	190	Gr.-4L	Nederland, Texas / Nederland
24	Jaelyn Lee	G/F	6'-8"	200	rSo.-1L	Paris, Texas / Paris
14	Chris McDermott	F	6'-7"	225	Fr.-HS	Houston, Texas / Booker T. Washington
7	Andre Mills	G	6'-4"	205	Fr.-HS	Boston, Mass. / Brimmer and May School
35	Manny Obaseki	G	6'-4"	200	Sr.-3L	Allen, Texas / John Paul II
21	Pharrel Payne	F/C	6'-9"	250	Jr.-TR	Cottage Grove, Minn. / Park / Minnesota
1	Zhuric Phelps	G	6'-4"	190	Sr.-TR	Midland, Texas / Duncanville / SMU
18	Janusz Ratowski	F	6'-11"	225	Fr.-HS	Chotomow, Poland
4	Wade Taylor IV	G	6'-0"	180	Gr.-3L	Dallas, Texas / Lancaster
5	George Turkson Jr.	G/F	6'-7"	220	Fr.-HS	Lowell, Mass. / Bradford Christian Academy
9	Solomon Washington	F	6'-7"	220	Jr.-2L	New Orleans, La. / Carver
10	CJ Wilcher	G	6'-5"	210	Gr.-TR	Plainfield, N.J. / Roselle Catholic / Nebraska

## COACHING STAFF

**Head Coach:** Buzz Williams (6th season | Oklahoma City '94)

**Assoc. Head Coach:** Devin Johnson (6th season | UNO '08)

**Assistant Coaches:** Lyle Wolf (6th season | Transylvania '10), Steve Roccaforte (4th season | Lamar '89), Vince Walden (6th season | Longwood '01)

**Special Asst to HC:** Dale Layer (6th season | Eckerd College '80)

**Head Strength & Conditioning Coach:** Steve Gephardt (5th season | Arizona St. '04)

**Dir. of Scouting:** TJ Ryan (6th season | Franklin College '18)

**Dir. of Player Relations:** Antonio McKenzie (7th season | UNT '04)

**Dir. of Creative:** Josh Chambers (6th season | Virginia Tech '14)

**Dir. of Operations:** Grant Hendrix (1st season | Auburn '17)

**Sr. Assoc. Athletic Trainer:** Eddie Benion (6th season | Missouri '95)

**Administrative Coordinator:** Landry Moffett (3rd season | Texas A&M '22)

**Program Aide:** Wabissa Bede (3rd season | Virginia Tech '20)

**Graduate Assistants:** Shane Sinon (1st season | Liberty '22), Jelani Spain (5th season | Texas A&M '24)

## PRONUNCIATION GUIDE

**Manny OBASEKI** ..... oh-BASS (as in the fish)-uh-key

**PHARRELL Payne** ..... FAH-rell

**ZHURIC Phelps** ..... ZER (as in her)-ick

**JANUSZ RATOWSKI** ..... jah-NEWS rah-TOW (as in how)-ski

**CJ WILCHER** ..... WILL-cher (as in her)





— RADIO-TV ROSTER —

# TEXAS A&M BASKETBALL



**JACE  
CARTER**

G | 6'-6" | 225 | SR.-1L  
TITUSVILLE, FLA.

**0**



**ZHURIC  
PHELPS**

G | 6'-4" | 190 | SR.-TR  
MIDLAND, TEXAS

**1**



**HAYDEN  
HEFNER**

G | 6'-6" | 190 | GR.-4L  
NEDERLAND, TEXAS

**2**



**WADE  
TAYLOR IV**

G | 6'-0" | 180 | SR.-3L  
DALLAS, TEXAS

**4**



**GEORGE  
TURKSON JR.**

G/F | 6'-7" | 220 | FR.-HS  
LOWELL, MASS.

**5**



**ANDRE  
MILLS**

G | 6'-4" | 205 | FR.-HS  
BOSTON, MASS.

**7**



**SOLOMON  
WASHINGTON**

F | 6'-7" | 220 | JR.-2L  
NEW ORLEANS, LA.

**9**



**CJ  
WILCHER**

F | 6'-5" | 210 | GR.-TR  
PLAINFIELD, N.J.

**10**



**ANDERSSON  
GARCIA**

F | 6'-7" | 220 | SR.-2L  
MOCA, DOMINICAN REPUBLIC

**11**



**CHRIS  
McDERMOTT**

F | 6'-7" | 225 | FR.-HS  
HOUSTON, TEXAS

**14**



**HENRY  
COLEMAN III**

F | 6'-8" | 250 | GR.-3L  
RICHMOND, VA.

**15**



**JANUSZ  
RATOWSKI**

F | 6'-11" | 225 | FR.-HS  
CHOTOMOW, POLAND

**18**



**PHARREL  
PAYNE**

F/C | 6'-9" | 250 | JR.-TR  
COTTAGE GROVE, MINN.

**21**



**JAELYN  
LEE**

G | 6'-8" | 200 | RSO.-1L  
PARIS, TEXAS

**24**



**MANNY  
OBASEKI**

G | 6'-4" | 195 | SR.-3L  
ALLEN, TEXAS

**35**

## PRONUNCIATION GUIDE

Manny OBASEKI	OH-BASS (AS IN THE FISH)-UH-KEY
PHARRELL Payne	FAH-RELL
ZHURIC Phelps	ZER (AS IN HER)-ICK
JANUSZ RATOWSKI	JAH-NEWS RAH-TOW (AS IN HOW)-SKI
CJ WILCHER	WILL-CHER (AS IN HER)

