



# 2024-25 AUBURN MEN'S BASKETBALL

13 NCAA TOURNAMENT APPEARANCES || 2019 FINAL FOUR || 7-TIME SEC CHAMPIONS || AUBURNTIGERS.COM || @AUBURNMBB

## 2024-25 SCHEDULE

OVERALL: 26-2 || SEC: 14-1  
HOME: 13-1 || AWAY: 7-1 || NEUTRAL: 6-0

DATE	OPPONENT (TV)	TIME (CT)
Nov. 6	VERMONT (SEC Network+)	W, 94-43
Nov. 9	vs. #4/4 Houston \$ (ESPN)	W, 74-69
Nov. 13	KENT STATE (SEC Network+)	W, 79-56
Nov. 18	NORTH ALABAMA (SEC Network)	W, 102-69
Nov. 25	vs. #5/5 Iowa State ^ (ESPN)	W, 83-81
Nov. 26	vs. #12/13 North Carolina ^ (ESPN)	W, 85-72
Nov. 27	vs. Memphis ^ (ESPN)	W, 90-76
Dec. 4	at #9/9 Duke % (ESPN)	L, 78-84
Dec. 8	RICHMOND (SEC Network)	W, 98-54
Dec. 14	vs. Ohio State ! (ESPN2)	W, 91-53
Dec. 17	GEORGIA STATE (SEC Network+)	W, 100-59
Dec. 21	vs. #16/17 Purdue (ESPN)	W, 87-69
Dec. 30	MONMOUTH (SEC Network+)	W, 87-58
Jan. 4	MISSOURI* (SEC Network)	W, 84-68
Jan. 7	at Texas* (ESPN2)	W, 87-82
Jan. 11	at South Carolina* (SEC Network)	W, 66-63
Jan. 14	#15/18 MISSISSIPPI ST.* (SEC Network)	W, 88-66
Jan. 18	at #23/23 Georgia* (SEC Network)	W, 70-68
Jan. 25	#6/7 TENNESSEE* (ESPN)	W, 53-51
Jan. 29	at LSU* (SEC Network)	W, 87-74
Feb. 1	at #23/23 Ole Miss* (ESPN)	W, 92-82
Feb. 4	OKLAHOMA* (SEC Network)	W, 98-70
Feb. 8	#6/6 FLORIDA* (ESPN2)	L, 81-90
Feb. 11	at Vanderbilt* (SEC Network)	W, 80-68
Feb. 15	at #2/1 Alabama* (ESPN)	W, 94-85
Feb. 19	ARKANSAS* (ESPN)	W, 67-60
Feb. 22	GEORGIA* (ESPN)	W, 82-70
Feb. 26	OLE MISS* (ESPN2)	W, 106-76
March 1	at #17/23 Kentucky* (ABC)	Noon
March 4	at Texas A&M* (ESPN)	8 p.m.
March 8	ALABAMA* (ESPN)	1:30 p.m.
Mar. 12-16	at SEC Championship (Nashville, Tenn.)	

All Times Listed Central Time Zone

\* Southeastern Conference game

\$ The Battleground 2k (Houston, Texas)

^ Maui Invitational (Lahaina, Hawai'i)

% SEC/ACC Challenge (Durham, N.C.)

! Holiday Hoopsgiving (Atlanta, Ga.)

## MEDIA INFORMATION

TV \_\_\_\_\_ ABC  
Play-By-Play \_\_\_\_\_ Dan Shulman  
Color Analyst \_\_\_\_\_ Jay Bilas  
Producer \_\_\_\_\_ Jess Sims

Radio \_\_\_\_\_ Auburn Sports Network  
Play-By-Play \_\_\_\_\_ Andy Burcham  
Color Analyst \_\_\_\_\_ Randall Dickey  
Local \_\_\_\_\_ WGZZ 94.3 FM  
Satellite \_\_\_\_\_ SiriusXM 160 or 191  
Online \_\_\_\_\_ AuburnTigers.com || TuneIn App

Auburn SID Primary Contact \_\_\_\_\_ Marlene Navor  
Cell Phone \_\_\_\_\_ 334-750-2381  
E-Mail \_\_\_\_\_ mnavor@auburn.edu

## GAME

# 29

## AUBURN (26-2, 14-1 SEC) VS. KENTUCKY (19-9, 8-7 SEC)

Saturday, March 1, 2025 || Noon CT / 1:00 p.m. ET  
Rupp Arena (20,500) || Lexington, Ky.  
TV: ABC || Radio: Auburn Sports Network



### AUBURN

AP Poll/Coaches Poll \_\_\_\_\_ #1/#1  
2023-24 Record \_\_\_\_\_ 27-8, 13-5 SEC  
Head Coach \_\_\_\_\_ Bruce Pearl  
Career Record (Year) \_\_\_\_\_ 688-266 (30th)  
Record at Auburn (Year) \_\_\_\_\_ 226-121 (11th)  
Career Record vs. Kentucky \_\_\_\_\_ 10-18

### Kentucky

AP Poll/Coaches Poll \_\_\_\_\_ #17/#23  
2023-24 Record \_\_\_\_\_ 23-10, 13-5 SEC  
Head Coach \_\_\_\_\_ Mark Pope  
Career Record (Year) \_\_\_\_\_ 206-117 (10th)  
Record at Kentucky (Year) \_\_\_\_\_ 19-9 (1st)  
Career Record vs. Auburn \_\_\_\_\_ 0-0

## Series History || Kentucky Leads 98-23 || Last Meeting: L, 59-70, on Feb. 17, 2024, in Auburn, Ala.

» With three games remaining on its regular-season slate, No. 1 Auburn (26-2, 14-1 SEC) travels to Lexington, Ky., to take on No. 17 Kentucky on Saturday at Rupp Arena on ABC.

» Auburn is appearing on ABC for just the fourth time in program history and the first time since facing No. 4 Arkansas (W, 104-90) in 1995. The Tigers faced No. 3 UNLV in 1987 and No. 7 Kentucky in 1994.

» The Tigers became the first team to clinch a double bye in the SEC Tournament on Wednesday night.

» Auburn (14-1) is two games ahead of second-place Alabama (12-3) and three ahead of third-place Florida (11-4) in the latest SEC standings. The Tigers could clinch at least a share of the SEC regular-season title with a win or an Alabama loss at No. 5 Tennessee on Saturday, which would be the fifth in program history (1960, 1999, 2018 and 2022). A Tiger victory and a loss by the Crimson Tide would secure the outright title for Auburn.

» With a win, Auburn can match the 2021-22 Tigers for the most SEC wins in program history (15) and the most regular-season wins (27).


» Auburn is looking to extend its program record SEC-road winning streak to nine games and remain the only unbeaten team on the road in SEC play this season.

» Auburn defeated Ole Miss, 106-76, on Wednesday night in the first of four Quad 1 games to end the regular season. The Tigers boast the third toughest stretch to close out the regular season among league opponents behind Alabama (vs. No. 24 Mississippi State, at No. 5 Tennessee, vs. No. 3 Florida and at No. 1 Auburn) and Ole Miss (at No. 1 Auburn, vs. Oklahoma, vs. No. 5 Tennessee and at No. 3 Florida).

» AU is ranked No. 1 in this week's Associated Press and ESPN Coaches polls. It is the seventh-straight week the Tigers have been No. 1 in the AP Poll. Auburn is now one of only two SEC teams to ever be ranked first for at least six-straight weeks in the AP Poll, joining Kentucky.

» The Tigers have been ranked for 30-consecutive weeks, which is the seventh-longest active streak in the country and tied for the second-longest streak in program history. Four of Auburn's five longest ranked streaks in program history have come since January 2018. Saturday's game is the 52nd-straight game the Tigers have played as a ranked team.

## PROBABLE AUBURN STARTERS



**DENVER JONES**  
G • 6-4 • 205 • Sr.  
New Market, Ala.

PPG 11.0  
RPG 2.0  
APG 2.5



**MILES KELLY**  
G • 6-6 • 190 • Sr.  
Stone Mountain, Ga.

PPG 10.9  
RPG 3.8  
APG 1.0



**CHAD BAKER-MAZARA**  
G/F • 6-7 • 180 • Sr.  
Santo Domingo, DR

PPG 12.7  
RPG 3.4  
APG 2.5



**JOHNI BROOME**  
F/C • 6-10 • 240 • Sr.  
Plant City, Fla.

PPG 18.8  
RPG 11.0  
BPG 2.5



**DYLAN CARDWELL**  
C • 6-11 • 255 • Gr.  
Augusta, Ga.

PPG 5.2  
RPG 4.9  
BPG 1.6

## OFF THE BENCH

No.	Pos.	Name	Ht.	Wt.	Year	PPG	RPG	Hometown
0	G	Tahaad Pettiford	6-1	175	Fr.	10.7	1.9	Jersey City, N.J.
31	F	Chaney Johnson	6-7	225	Sr.	10.4	5.1	Alabaster, Ala.
3	G	Jahki Howard	6-6	185	Fr.	5.3	1.3	Boston, Mass.
8	F	Ja'Heim Hudson	6-7	230	Sr.	1.8	1.0	Hinesville, Ga.
1	G	JP Pegues	6-2	180	Sr.	1.4	1.2	Nashville, Tenn.
5	F	Chris Moore	6-6	220	Gr.	1.1	1.7	West Memphis, Ark.
23	F	Addarin Scott	6-9	220	Sr.	0.0	0.0	Dallas, Texas

## UNIVERSITY INFORMATION

Location \_\_\_\_\_ Auburn, Ala.  
 Founded \_\_\_\_\_ 1856  
 Enrollment \_\_\_\_\_ 33,015  
 Nickname \_\_\_\_\_ Tigers  
 Colors \_\_\_\_\_ Burnt Orange and Navy Blue  
 Conference \_\_\_\_\_ Southeastern (SEC)

## ADMINISTRATION

President \_\_\_\_\_ Dr. Christopher B. Roberts  
 Director of Athletics \_\_\_\_\_ John Cohen  
 Athletics Phone \_\_\_\_\_ 855-282-2010

## COACHING STAFF

Head Coach \_\_\_\_\_ Bruce Pearl  
 Alma Mater \_\_\_\_\_ Boston College '82  
 Career Record \_\_\_\_\_ 688-266 (.721)  
 Seasons \_\_\_\_\_ 30  
 Record at Auburn \_\_\_\_\_ 226-121 (.651)  
 Seasons \_\_\_\_\_ 11  
 Associate Head Coach/Defensive Coordinator \_\_\_\_\_  
 \_\_\_\_\_ Steven Pearl  
 Alma Mater \_\_\_\_\_ Tennessee '10  
 Assistant Coach \_\_\_\_\_ Ira Bowman  
 Alma Mater \_\_\_\_\_ Penn '96  
 Assistant Coach \_\_\_\_\_ Corey Williams  
 Alma Mater \_\_\_\_\_ Oklahoma State '02  
 Assistant Coach \_\_\_\_\_ Chad Prewett  
 Alma Mater \_\_\_\_\_ Troy State '94  
 Assistant Coach/Offensive Coordinator \_\_\_\_\_  
 \_\_\_\_\_ Mike Burgmaster  
 Alma Mater \_\_\_\_\_ Miami '16  
 Athletic Trainer \_\_\_\_\_ Clark Pearson  
 Alma Mater \_\_\_\_\_ Kentucky '96  
 Strength & Conditioning Coach \_\_\_\_\_ Damon Davis  
 Alma Mater \_\_\_\_\_ Western Illinois '03  
 Director of Player Development \_\_\_\_\_ Marquis Daniels  
 Alma Mater \_\_\_\_\_ Auburn '03  
 Director of Scouting & Recruiting \_\_\_\_\_ Ian Borders  
 Alma Mater \_\_\_\_\_ Louisville '07

## PROGRAM HISTORY

First Year of Basketball \_\_\_\_\_ 1905-06  
 All-Time Record \_\_\_\_\_ 1474-1242-1 (.542)  
 All-Time SEC Record \_\_\_\_\_ 674-776 (.464)  
 SEC Championships \_\_\_\_\_ 4 (1960, 1999, 2018, 2022)  
 SEC Tournament Titles \_\_\_\_\_ 3 (1985, 2019, 2024)  
 NCAA Tournament Appearances \_\_\_\_\_ 13  
 NCAA Tournament Record \_\_\_\_\_ 19-13  
 All-Americans \_\_\_\_\_ 14  
 All-SEC Selections \_\_\_\_\_ 100

## TEAM INFORMATION

2023-24 Record \_\_\_\_\_ 27-8  
 SEC Record (Finish) \_\_\_\_\_ 13-5 (Tied 2nd)  
 Associated Press Final Ranking \_\_\_\_\_ No. 18  
 USA TODAY/Coaches Final Ranking \_\_\_\_\_ No. 17  
 Letterwinners Returning/Lost \_\_\_\_\_ 11/9  
 Starters Returning/Lost \_\_\_\_\_ 3/2  
 Newcomers \_\_\_\_\_ 7

## ATHLETICS COMMUNICATIONS

Director (MBB Contact) \_\_\_\_\_ Marlene Navor  
 Alma Mater \_\_\_\_\_ Washington State '00  
 Cell \_\_\_\_\_ 334-750-2381  
 E-Mail \_\_\_\_\_ mnavor@auburn.edu

All interviews with coaches and student-athletes to be arranged in advance with SID.

## A LOOK AT THE WILDCATS

» Kentucky ranks third in the country in scoring offense averaging 85.6 points per game. The Wildcats are the fourth team Auburn has played currently ranked in the Top 10 nationally in scoring offense – Alabama (1st), Kentucky (3rd), Missouri (7th) and Florida (10th).

» UK has five players averaging double figures led by junior guard Otega Oweh with 16.1 points per game including 28 points and the game-winner at Oklahoma on Wednesday night.

» Kentucky is 26th nationally draining 9.9 three-pointers in the country and 27th shooting at a 37.6 clip from long range this season.

» The Wildcats are 14-2 at Rupp Arena – both home losses in SEC play against Alabama and Arkansas.

» Kentucky owns wins over both teams that beat Auburn this season. The Wildcats beat then No. 6 Duke, 77-72, in the Champions Classic in Atlanta and defeated then No. 6 Florida, 106-100, in the SEC opener at Rupp Arena.

» UK, which enters Saturday's game having won four of its last six, has seven Top 15 wins this season.

» The Wildcats are tied for seventh in the SEC standings with Mississippi State at 8-7.

## SERIES NOTES

» This is the 122nd all-time meeting between Auburn and Kentucky. The two teams have split the last eight games in the series.

» Auburn is 5-2 in the series' last seven games played at Neville Arena including winning three-straight home games against Kentucky prior to last season. The Wildcats defeated the Tigers 70-59 in Neville Arena last season. Auburn knocked off Kentucky 77-71 in overtime in the 2019 Midwest Regional Final to advance to the first Final Four in program history.

» Kentucky holds a 98-23 advantage in the all-time series with Auburn including 32-18 in games played on the Plains and 6-4 at Neville Arena. However, the Wildcats lead 51-2 all-time in Lexington (31-2 at Rupp Arena) including 20-straight home victories in the series since the Tigers edged the top-ranked Wildcats on a John Caylor 3-pointer in the final seconds, 53-52, on Jan. 9, 1988.

» It is the Tigers' longest road drought (37 years) in SEC play ahead of at Florida (29 years).

» Auburn's only other win at Kentucky was a 75-67 triumph over the sixth-ranked Wildcats on Jan. 15, 1983. Both of AU's wins at UK came under the direction of former head coach Sonny Smith.

## AUBURN-KENTUCKY SERIES (Last Eight Games)

Mar. 31, 2019	N	W, 77-71 (OT)
Feb. 1, 2020	H	W, 75-66
Feb. 29, 2020	A	L, 66-73
Jan. 16, 2021	H	W, 66-59
Feb. 13, 2021	A	L, 80-82
Feb. 22, 2022	H	W, 80-71
Feb. 25, 2023	A	L, 54-86
Feb. 17, 2024	H	L, 59-70

## IT JUST MEANS MORE

- » Auburn has put together the best 15-game start to SEC play in program history at 14-1.
- » The Tigers started 9-0 in SEC play for the third time in program history including the second time in the last four seasons.
- » The Tigers previously started off hot at 10-0 in SEC play during the 2021-22 season under head coach Bruce Pearl and 11-0 in 1958-59 under head coach Joel Eaves.
- » With a win at Kentucky, Auburn can match the program record from 2022 with its 15th SEC win.

### Best SEC starts through 15 games

2024-25	14-1
1998-99	13-2
2021-22	13-2

### Best SEC starts through 16 games

1998-99	14-2
2021-22	13-3

## COACHING SIDEBARS

- » Bruce Pearl is 10-18 coaching against Kentucky in his career including 6-9 coaching Auburn. Pearl is 5-2 against the Wildcats at Neville Arena, 0-6 at Rupp Arena and 1-1 at neutral sites during his time on the Plains.
- » With a win on Saturday, Pearl would tie Sonny Smith for the most wins against Kentucky by an Auburn head coach all-time with seven. Other Tiger head coaches who have defeated the Wildcats include: Bob Davis (3), Bill Lynn (3), Joel Eaves (2), Tommy Joe Eagles (1) and Cliff Ellis (1).
- » At Tennessee, Pearl went 3-3 vs. Kentucky in Knoxville, 1-5 in Lexington and 0-1 at neutral sites.
- » Saturday's contest is the first meeting between Bruce Pearl and first-year Kentucky head coach Mark Pope.

## MOST CONSECUTIVE WEEKS RANKED

- » The Tigers have been ranked 106 weeks under Bruce Pearl compared to 90 weeks before Pearl, including 41 weeks in the top 10 compared to 46 weeks prior to him.
- » Auburn has been No. 1 in the AP poll twice in program history, both under Pearl – for three weeks in 2022 and the last seven weeks.
- » Auburn has been ranked in the Top 5 for a program record 16-straight weeks, which is the longest active streak in the country. Duke is second with 12-straight weeks in the Top 5.
- » The Tigers have also been ranked in the Top 10 for 16 weeks, which is the second-longest streak in school history, behind a 24-week stay in the Top 10 from Jan. 11, 1999-Feb. 7, 2000, and is the third-longest active streak in the country. Iowa State has been ranked in the Top 10 the last 24 weeks while Alabama has been in the Top 10 for 18-straight weeks.

### Weeks Ranked in AP Top 25 Poll

32	10/18/21 to 1/30/23
<b>30</b>	<b>1/1/24 to Present</b>
30	12/14/98 to 2/28/00
22	3/11/19 to 3/18/20
22	1/8/18 to 1/21/19

### Weeks Ranked in the Top 10 of the AP Poll

23	1/11/99 to 2/7/20
16	11/11/24 to Present
12	12/22/58 to 3/9/59
11	1/3/22 to 3/14/22
6	11/12/18 to 12/17/18

### Weeks Ranked in the Top 5 of the AP Poll

16	11/11/24 to Present
9	1/10/22 to 3/7/22
8	2/8/99 to 11/22/99
6	1/12/59 to 2/16/59
4	12/27/99 to 1/17/00

## WHAT 2 WATCH 4

» Mr. Auburn Dylan Cardwell is one win away from becoming the all-time winningest player in program history (currently tied with former teammate Jaylin Williams – 114).

» Cardwell is one of two players on the squad who remained loyal and played all five years of his career at Auburn next to graduate senior forward Chris Moore.

» He currently leads the team with a 66.7 field-goal percentage and is second on the team with 45 blocks. Cardwell is also averaging 4.9 rebounds per game and is one of two players to play and start in all 28 games of the season.

## MOST REGULAR-SEASON WINS IN PROGRAM HISTORY

» Auburn's 26 victories are tied for the second-most regular season wins in program history. The Tigers have won at least 25 regular season games four times in the last eight seasons compared to just once prior to the 2017-18 season.

» Seven of the Tigers' top 11 regular season win totals in school history have come in the last eight seasons including six of the top seven.

Season	Wins
2021-22	27
<b>2024-25</b>	<b>26</b>
1998-99	26
2019-20	25
2017-18	25
2023-24	24
2018-19	22

## PLAYER TO WATCH: JOHNI BROOME

» With his 24-point effort against Ole Miss on Wednesday, Johni Broome became the 86th player in NCAA Division I men's basketball history to eclipse 2,500 career points in his Morehead State and Auburn career combined. He is 10 boards shy of 1,500 career rebounds.

» Broome recorded his 77th career double-double tallying a game-and Auburn career-high 31 points and 14 rebounds along with four assists and two blocks against UGA on Feb. 22. It was his 17th double-double of the season including eight in 12 league games. In addition, it marked his third game of at least 30 points and 10 rebounds in his three seasons on the Plains.

» Broome is the only player to reach those totals versus a NCAA Division I team this season and one of only two SEC players with that many points, rebounds and assists in a single game this century next to LSU's Ben Simmons. Follow his National Player of the Year campaign and season highlights at: [www.AuburnTigers.com/broome](http://www.AuburnTigers.com/broome)

» The senior big man's 17 double-doubles this season are the second-most in a season in Auburn history, one behind Mike Mitchell's 18 double-doubles during the 1974-75 season.

» He has also registered 41 double-doubles since his arrival on the Plains in 2022-23, which is the third-most by any player in the SEC over the last 25 seasons. He trails former Kentucky center Oscar Tshiebwe (48 from 2021-23) and LSU forward Glen Davis (44 from 2004-07).

## AUBURN SINGLE-SEASON DOUBLE-DOUBLES

1. Mike Mitchell (1974-75)	18
<b>2. Johni Broome (2024-25)</b>	<b>17</b>
3T. Johni Broome (2023-24)	14
3T. Cinmeon Bowers (2015-16)	14
3T. Cinmeon Bowers (2014-15)	14
3T. Chuck Person (1984-85)	14
3T. Korvotney Barber (2008-09)	14
3T. Jeff Moore (1986-87)	14
3T. Mike Mitchell (1977-78)	14
10T. Austin Wiley (2019-20)	13
10T. Charles Barkley (1981-82)	13
10T. Gary Redding (1973-74)	13

AUBURN AGAINST RANKED FOES

- » Auburn is 146-40 as a ranked team under head coach Bruce Pearl, including 82-6 at home, 34-25 on the road and 30-9 at neutral sites.
- » This season, the Tigers are 9-2 against Top 25 competition with wins over No. 5 Iowa State (83-81) and No. 12 North Carolina (85-72) at the Maui Invitational, No. 4 Houston, 74-69, as part of the Mattress Firm Battleground 2k in Houston, Texas, No. 16 Purdue (87-69) in the Battle in Birmingham, No. 15 Mississippi State (88-66), No. 23 Georgia (70-68), No. 6 Tennessee (53-51), at No. 23 Ole Miss (92-82) and at No. 2 Alabama (94-85).
- » AU's two losses this year came at No. 9 Duke (84-78) at Cameron Indoor Stadium and against No. 6 Florida (90-81) on Feb. 8.
- » Auburn is 17-0 against unranked opponents this season, winning by an average of 23.5 points per game. Ranked Auburn teams have won 19-straight games against unranked teams at Neville Arena.
- » The Tigers are 123-27 when playing as a ranked team against an unranked opponent under Pearl including 72-3 at home, 30-19 on the road and 21-5 at neutral sites.

NO ROAD BLOCKS FOR TIGERS

- » Auburn has won a school-record seven SEC road games this season. Additionally, the Tigers have won three road games over ranked teams beating No. 23 Georgia, 70-68, in Athens, No. 23 Ole Miss, 92-82, in Oxford and No. 2 Alabama, 94-85, in Tuscaloosa. The Tigers previously won six road games in SEC play in 1950, 1970, 1999 and 2022.

JONES EARNS SEC, NATIONAL HONORS

- » Auburn senior guard Denver Jones garnered Southeastern Conference Player of the Week honors on Feb. 17 after an impressive week on both ends of the floor by leading the Tigers to road wins at Vanderbilt (W, 80-68) on Feb. 11 and at No. 2 Alabama (W, 94-85) on Feb. 15. Jones averaged a team-leading 18.5 points per game against the Commodores and Crimson Tide combined. He also shot 63.2 percent from the field, 66.7 percent from beyond the arc and perfect from the free throw line (5-for-5).
- » One of the top defensive players in the country, Jones also limited the opposing teams' leading scorers to a combined 9-of-28 (32.1 percent) shooting from the field and 3-of-16 (18.8 percent) from 3-point range.
- » Jones became just the third-ever player in program history to earn USBWA Oscar Robertson National Player of the Week honors next to Walker Kessler (2022) and Johni Broome (2024). He was one of five national honorees next to Jalen Terry of Eastern Michigan (MAC), John Tonje of Wisconsin (Big Ten), JT Toppin of Texas Tech (Big 12) and Corey Washington of Wichita State (AAC) for games played through Feb. 16.

NO. 1 vs. NO. 2 GAMES

- » Auburn's rivalry game at Alabama on Feb. 15 marked the 45th all-time matchup between teams ranked first and second in the AP Poll and the first-ever No. 1 vs. No. 2 meeting between SEC teams. No. 1 teams now hold a 24-21 lead against No. 2 teams.
- » Bruce Pearl became just the ninth head coach all-time with multiple wins in No. 1 vs. No. 2 games and the first to lead multiple schools (Tennessee and Auburn) to a victory in a No. 1 vs. No. 2 game.
- » The game was the sixth No. 1 vs. No. 2 game between in-state opponents all-time. The matchup between the Tigers and Crimson Tide was the fourth different matchup of in-state foes in a No. 1 vs. No. 2 game as Cincinnati and Ohio State and Duke and North Carolina have both met twice in a No. 1 vs. No. 2 game.

HEAD COACHES WITH MULTIPLE WINS IN AP 1 VS. 2 GAMES		
John Wooden	UCLA	5
Mike Krzyzewski	Duke	4
Adolph Rupp	Kentucky	4
Dean Smith	North Carolina	4
John Thompson	Georgetown	3
Bruce Pearl	Tennessee/Auburn	2
Ed Jucker	Cincinnati	2
Bob Knight	Indiana	2
Guy Lewis	Houston	2

THE BEST OF THE BEST OVER THE LAST HALF DECADE

- » Over the last four seasons, Auburn has been ranked No. 1 for 11 weeks – Purdue (13), Houston (10) and Gonzaga (9).
- » Auburn was previously ranked No. 1 for three-straight weeks during the 2021-22 season.
- » Additionally, Auburn (2) is one of four teams to be ranked No. 1 in at least two of the last four seasons next to Purdue (3), Kansas (2) and Houston (2).

WEEKS AT NO. 1 OVER THE LAST FOUR SEASONS (AP POLL)	
Purdue	13
Auburn	11
Houston	10
Gonzaga	9
Kansas	8
Connecticut	8
Tennessee	5
Baylor	4
North Carolina	3
Arizona	2
Alabama	2
Duke	1

20-WIN CAMPAIGNS

- » Auburn has matched the 1998-99 Tigers for the best 28-game start in program history at 26-2.
- » Auburn’s 26 wins are tied for fifth-most in program history. The Tigers have won at least 25 games for an SEC-best sixth time in the last eight seasons compared to just once in program history prior to the 2017-18 season.
- » With a win at Kentucky, Auburn will match the 1998-99 Tigers for the best 29-game start in program history at 27-2.

Best 28-Game Starts	
2024-25	26-2
1998-98	26-2

Best 29-Game Starts	
1998-99	27-2
2021-22	25-4

Seasons	Final Record
2018-19	30-10
1998-99	29-4
2021-22	28-6
2023-24	27-8
2024-25	26-2
2017-18	26-8
2019-20	25-6
2008-09	24-12
1999-00	24-10
2002-03	22-12
1985-86	22-11
1984-85	22-12
2022-23	21-13
1983-84	20-11
1958-59	20-2
1927-28	20-2

BIG WINS OVER RANKED OPPONENTS

» Auburn has six wins of 20-or-more points over ranked opponents since the beginning of the 2018-19 season. Four of those coming in less than the last calendar year (since No. 13 Auburn beat No. 22 Ole Miss, 82-59, on Jan. 20, 2024) compared to just two in program history prior to the 2018-19 season.

Feb. 14, 2024	#13 Auburn 101, #11 South Carolina 61	Auburn, Ala.	+40
Mar. 15, 2024	#12 Auburn 86, #15 South Carolina 55	Nashville, Tenn.	+31
Jan. 3, 1959	#9 Auburn 97, #8 Mississippi State 66	Auburn, Ala.	+31
Jan. 23, 2007	Auburn 81, #12 Alabama 57	Auburn, Ala.	+24
Jan. 20, 2024	#13 Auburn 82, #22 Ole Miss 59	Auburn, Ala.	+23
Jan. 14, 2025	#1 Auburn 88, #15 Mississippi State 66	Auburn, Ala.	+22
Nov. 9, 2018	#11 Auburn 88, #25 Washington 66	Auburn, Ala.	+22
Mar. 17, 2019	#22 Auburn 84, #8 Tennessee 64	Nashville, Tenn.	+20

LOCK DOWN DEFENSE

» Auburn held No. 6 Tennessee to 51 points on Jan. 25, which is tied for the third-fewest points the Tigers have held an SEC opponent to under Bruce Pearl. It was also the fewest since the Tigers held Arkansas to 51 points in last year's SEC opener.

FEWEST POINTS AUBURN HAS HELD AN SEC OPPONENT TO UNDER BRUCE PEARL

Date	Opponent	Points
Feb. 4, 2023	Tennessee	46
Jan. 18, 2023	LSU	49
Jan. 25, 2025	Tennessee	51
Jan. 6, 2024	Arkansas	51
Feb. 16, 2019	Vanderbilt	53
Jan. 31, 2024	Vanderbilt	54
Jan. 25, 2022	Missouri	54
Mar. 15, 2024	South Carolina	55*
Jan. 9, 2024	Texas A&M	55
Dec. 29, 2021	LSU	55

\*SEC Tournament

OFFENSIVE PROWESS

» Auburn has the second-highest net rating in the KenPom era (since 2001-02) with a +36.92 rating as well as the highest offensive efficiency in the platform's existence at 130.7.

Team	Season	Offensive Rating
Auburn	2024-25	130.7
Wisconsin	2014-15	129.0
Duke	2024-25	128.6
Villanova	2017-18	127.8
Duke	2024-25	127.5
UConn	2023-24	127.5
Alabama	2024-25	127.0

Team	Season	Net Rating
Duke	2024-25	+38.78
Auburn	2024-25	+36.92
Kentucky	2014-15	+36.91
Gonzaga	2020-21	+36.48
Duke	2024-25	+36.45
UConn	2023-24	+36.43
Kansas	2007-08	+35.21

## QUAD 1 LEADERS

» Auburn, which is No. 1 in the NET Rankings, leads the country with 15 Quad 1 wins, which is five more than any other team in the country. Alabama is second with 10 Quad 1 wins.

» Alabama (17) is the only team in the country that has as many Quad 1 + Quad 2 wins as Auburn has Quad 1 wins.

» In its Quad 1 games, Auburn has a +10.8 scoring margin. The Tigers are 5-0 in Quad 2, 2-0 in Quad 3 and 4-0 in Quad 4.

» Based on opponents' current NET Rankings, all three of Auburn's remaining games are Quad 1.

Date	Opponent	NET Ranking	Quad 1 or 2
Mar. 1	at Kentucky	14	1
Mar. 4	at Texas A&M	20	1
Mar. 8	ALABAMA	6	1

Most Quad 1 Wins All-Time (since 2019-20)			
Rank	Team	Season	Quad 1 Record
1	Connecticut	2023-24	18-3
2	Houston	2023-24	16-5
	Purdue	2023-24	16-5
	Kansas	2021-22	16-5
	Kansas	2022-23	16-8
	Texas	2022-23	16-9
<b>7</b>	<b>Auburn</b>	<b>2024-25</b>	<b>15-2</b>
8	Baylor	2020-21	13-2
	Alabama	2022-23	13-6
10	Gonzaga	2020-21	12-1
	Purdue	2022-23	12-3
	Kansas	2019-20	12-3
	Illinois	2020-21	12-5
	Connecticut	2022-23	12-7
	Villanova	2021-22	12-7

## NOT NEW KIDS ON THE BLOCKS

» Auburn is one of two D-I teams with two players who rank among the Top 15 active career blocked shots leaders. Against Tennessee, Johni Broome joined Kyle Davis (360) and Mamadou N'diaye (241) as the only players in Auburn history with 200 career blocked shots, and against Georgia last Saturday, Dylan Cardwell joined the group.

» Broome became the only active DI player with 400 career blocks against Florida on Feb. 8, and he enters the Kentucky game with 409 blocks.

National Rank	Career Blocks
<b>1. Johni Broome</b>	<b>409</b>
5. Clifford Omoruyi	251
12. Grant Nelson	209
<b>14. Dylan Cardwell</b>	<b>203</b>

## TIGER QUARTET

» Auburn's top four guards – Denver Jones, Tahaad Pettiford, Miles Kelly and Chad Baker-Mazara – are all shooting at over 37.0 percent from long range and are shooting 39.6 percent (207-of-523) from distance as a group. Kelly is 21-of-45 (46.7 percent) from long range in Auburn's eight true road games – at Duke, Texas, South Carolina, Georgia, LSU, Ole Miss, Vanderbilt and Alabama – making four 3-pointers in each of the first three. All four players are also shooting at least 80.7 percent from the free-throw line and are shooting 88.4 percent (252-of-285) from the foul line as a group. The group went 15-of-15 from the free throw line against Georgia last Saturday, including 10-of-10 in the final 1:26 to seal the victory.

» Baker-Mazara set a new SEC record by making 51-straight free throws before missing his final attempt at Texas on Jan. 7, also breaking Wendell Green Jr.'s school record of 34-straight free throws during the 2022-23 season in the process. He had made his last 19 free throw attempts over the last six games prior to going 2-of-4 from the foul line against Ole Miss on Wednesday. He is second in the SEC and 15th nationally with a 89.5 free-throw percentage.

» Jones, Kelly and Pettiford do not have enough makes to qualify among the SEC leaders in free-throw percentage, although Jones is 638-of-74 (91.9 percent), Pettiford is 46-of-57 (80.7 percent) from the foul line, while Kelly is 44-of-49 (89.8 percent). As a team, Auburn is fourth in the SEC shooting 74.5 percent from the foul line after making a season-best 27 free throws and matching its season high with 33 free throw attempts against Ole Miss on Wednesday.

BUILDING A RESUME

» Every national champion in the KenPom era has finished in the Top 40 of adjusted offensive efficiency and Top 25 in adjusted defensive efficiency. Auburn is one of 13 teams that currently fits those criteria.

Year	Champion	ORTg	DRtg
2002	Maryland	4	7
2003	Syracuse	17	14
2004	Connecticut	8	6
2005	North Carolina	2	5
2006	Florida	3	7
2007	Florida	1	13
2008	Kansas	2	1
2009	North Carolina	1	18
2010	Duke	1	5
2011	Connecticut	19	15
2012	Kentucky	2	7
2013	Louisville	7	1
2014	Connecticut	39	10
2015	Duke	3	11
2016	Villanova	3	5
2017	North Carolina	9	11
2018	Villanova	1	11
2019	Virginia	2	5
2021	Baylor	2	22
2022	Kansas	6	17
2023	Connecticut	3	7
2024	Connecticut	1	4

Team	ORTg	DRtg
Arizona	17	19
Auburn	1	12
Duke	2	4
Florida	4	8
Houston	8	3
Iowa State	23	11
Marquette	32	22
Maryland	20	16
Michigan	39	17
Michigan State	26	6
Ole Miss	36	21
Saint Mary's	37	10
Tennessee	25	1

LEANING ON THE VETERANS

» Auburn is tied as the fifth-most experienced team in the country with six fifth-year or older players on its roster. The Tigers have 10 seniors on the roster including graduates Dylan Cardwell and Chris Moore as well as transfer Ja'Heim Hudson (SMU).

» Fifth-year seniors Johni Broome and Chaney Johnson recently graduated in December commencement. Chad Baker-Mazara is also in his final fifth year of eligibility after stops at Duquesne, San Diego State and Northwest Florida State College.

School	Total	5th Year	6th Year	7th Year+
Oklahoma State	8	7	1	0
Louisville	7	6	1	0
Charlotte	7	5	1	1
Wichita State	7	5	2	0
Auburn	6	6	0	0
Illinois State	6	6	0	0
Kentucky	6	6	0	0
Missouri	6	4	2	0
Nebraska	6	3	3	0
Texas State	6	4	2	0
Alabama	5	5	0	0
Arkansas State	5	2	2	1

## ALL '4' AUBURN

» Johni Broome, Omier Norchad of Baylor, Hunter Dickinson of Kansas and Ryan Kalkbrenner of Creighton are the only active NCAA Division I players with 2,000 career points and 1,000 career rebounds. Broome is the only player with 2,000 career points, 1,000 career rebounds and 400 career blocks.

» Broome is second among active DI players with 77 career double-doubles and tied for fifth with 17 double-doubles this season, surpassing his total of 14 double-doubles from last season. He is also second among active players with 1,490 career rebounds and 1,018 field goals made, joining Hunter Dickinson of Kansas as the only active D-I players with 1,000 career made field goals, and first with 409 blocks. Broome's 66 blocks this season are more than 40 DI teams have despite missing two games and leaving two others early with injuries. He has recorded double-digit double-doubles in all five seasons of his career.

» He is the only player in the country averaging at least 18.0 points, 11.0 rebounds, 3.0 assists and 2.0 blocks this season.

» Broome is third in the league averaging 19.4 points and first with 10.5 rebounds and 2.46 blocks per game in SEC play. Wednesday's game vs. Ole Miss was Broome's 14th 20-point game of the season. He posted 20-point games in Auburn's first two SEC games before leaving the South Carolina game with six points and three rebounds due to an ankle injury on Jan. 11 that forced him to miss two games. He finished with 24 points, seven rebounds, four blocks, two assists and one steal in the SEC opener against Missouri.

» Broome is averaging 20.0 points on 49.3 percent shooting overall and 36.7 percent from 3-point range, 12.4 rebounds, 3.7 assists and 2.4 blocks in nine games against ranked opponents this season. He has scored in double figures in all nine of these contests with six 20-point games and has recorded a double-double in eight straight games against top-25 opponents and missed making it nine double-doubles in nine games against ranked opponents by one rebound against Houston.

» Broome has 10 games of at least 20 points and 10 rebounds this season including three games of 20 points, 15 rebounds and five assists (vs. North Carolina, Memphis and Ohio State). Against Ohio State, Broome recorded the first 20-point, 20-rebound game by an Auburn player since Kelvin Ardister had 22 points and 20 rebounds against Tennessee on Jan. 4, 1989, as he had 21 points and 20 rebounds to go with six assists, three blocks, one steal and zero turnovers in 26 minutes against the Buckeyes.

» His 20 rebounds are tied for the 11th-most by a D-I player and tied for the second-most against a power conference opponent this season. He is the first power conference player to have at least 20 points, 20 rebounds and five assists against a power conference opponent since Seton Hall's Angel Delgado had 24 points, 23 rebounds and five assists against Kansas in the 2017 NCAA Tournament.

### NCAA DIVISION I ACTIVE DOUBLE-DOUBLE CAREER LEADERS

Player	School	G	DD
Norchad Omier	Baylor	148	84
<b>Johni Broome</b>	<b>Auburn</b>	<b>158</b>	<b>77</b>
Hunter Dickinson	Kansas	155	60
Nelly Joseph	New Mexico	150	56
Essam Mustafa	MTSU	141	49

### NCAA DIVISION I ACTIVE PLAYERS WITH 2,500 CAREER POINTS

Player	Schools	Career Points
Mark Sears	Ohio/Alabama	2,682
Hunter Dickinson	Michigan/Kansas	2,679
RJ Davis	North Carolina	2,592
Caleb Love	North Carolina/Arizona	2,584
<b>Johni Broome</b>	<b>Morehead State/Auburn</b>	<b>2,515</b>

### BROOME'S DOUBLE-DOUBLES BY SEASON

*2020-21	13
*2021-22	23
2022-23	10
2023-24	14
2024-25	17
*at Morehead State	

ON THE NATIONAL SCENE

- » Auburn is fifth in the country averaging 85.1 points per game, which puts the Tigers on pace to finish second on the school’s single-season scoring offense list, only behind the 1991-92 squad that averaged 86.6 points per game. The Tigers have reached the 100-point mark three times this season (102 vs. North Alabama, 100 vs. Georgia State and 106 vs. Ole Miss on Wednesday) and the 90-point plateau 10 times, including three-straight games from Dec. 8-Dec. 17 and two-straight games when they scored 92 points at No. 23 Ole Miss and 98 points against Oklahoma on Feb. 1 and Feb. 4 respectively. It was the first time Auburn has scored at least 90 points in consecutive SEC games since scoring 101 points at Missouri and 92 points against Georgia in the final two regular season games last season. All six players averaging at least 20 minutes per game are averaging double figures and have scored at least 20 points in at least one game.
- » Auburn averaged 99.0 points in two games against Ole Miss this season. The Rebels have allowed 68.3 points in its other 26 games. The Tigers are the only team to score more than 87 points on Ole Miss this season, and they have done it twice - 92 points in Oxford and 106 points in Auburn. The 106-point performance against Ole Miss marks the most points Auburn has scored in an SEC game since a 109-86 win at South Carolina on Jan. 23, 2021. The 30-point win is the Tigers' largest margin of victory over an SEC opponent since beating No. 15 South Carolina 86-55 in the quarterfinals of last year's SEC Tournament and their largest in a regular season SEC game since a 101-61 victory over the 11th-ranked Gamecocks last season.
- » Auburn has scored 90 points in two other SEC games this season going for 98 points against Oklahoma and 94 points at No. 2 Alabama. The Tigers have scored at least 50 points in a half six times in SEC play, including each of the last three halves dating back to the second half of the Georgia game. At Ole Miss, Auburn scored 51 points in the second half and then topped that with 54 second-half points against Oklahoma in the next game. Against the Sooners, the Tigers shot 55.6 pct., 6-of-14 from long range, and made 18-of-22 from the foul line after halftime. Auburn scored 52 points on 59.3 percent (16-of-27) overall and 54.5 percent from long range (6-of-11) in the second half of the win in Tuscaloosa. The Tigers scored 53 points on 59.3 percent shooting in the second half against Georgia last Saturday before scoring 50 points on 60.7 percent shooting, including 6-of-8 from long range, in the first half against Ole Miss and 56 points on 58.3 percent in the second half vs. the Rebels.
- » The Tigers have shot at least 50 percent in consecutive games twice this season including 55.9 percent against Georgia State and Purdue - 57.4 percent against the Panthers and 54.5 percent against the Boilermakers. Auburn also shot 50 percent in the first two games of the season - 56.3 percent against Vermont in the season opener before shooting 52.9 percent against Houston. The Tigers have shot over 50 percent 11 times this season. Auburn has shot over 50 percent in four of its eight home SEC games, including 59.6 percent against Ole Miss on Wednesday, 52.5 percent against Oklahoma on Feb. 4, 55.0 percent against Mississippi State and 57.1 percent vs. Missouri in the SEC opener. The Tigers shot 51.7 percent at Vanderbilt on Feb. 11, which is the first time Auburn has shot 50 percent in an SEC road game this season.
- » In the last nine games, Auburn is averaging 87.4 points and 8.8 3-pointers per game. The Tigers scored at least 80 points in eight of those games, they have topped 90 points four times and 100 points once during the stretch.
- » As a team, Auburn is tied for first nationally averaging 6.6 blocks per game. The Tigers have blocked 184 shots this season, which is fourth on the school's single-season blocked shots list, six behind the 2018-19 Tigers for third. Auburn has blocked an SEC-best 6.60 shots in league play, including blocking 11 shots against Oklahoma on Feb. 4 and 10 shots at Texas and against Mississippi State. In total, Auburn has recorded double-digit blocks four times this season after blocking 13 shots against Ohio State. The Tigers are second in the country with a 11.4 block percentage. Auburn is the only team in the country that has finished in the top 25 in blocked shots in each of the last eight seasons.
- » Auburn is fifth in the country with an +16.7 scoring margin. The Tigers, who have the No. 1 SOS according to KenPom, are the only team among the Top 10 in scoring margin in the country that has played a Top 25 schedule, according to KenPom. Other than Auburn, the other nine teams that are in the Top 10 nationally in scoring margin have played the 88th-ranked schedule on average.
- » The team with the highest SOS among the Top 10 in scoring margin other than Auburn is Houston, which is fourth in scoring margin against the 27th-toughest schedule.

AUBURN'S ALL-TIME TOP SCORING OFFENSES	
Rank	Season PPG
1.	1991-92 86.6
2.	2023-24 83.1
3.	1970-71 82.1
4.	1977-78 82.0
5.	2017-18 81.9
6.	1974-75 81.73
7.	1993-94 81.71
8.	1975-76 81.3
9.	1998-99 81.2
10.	1976-77 80.5

### MAKING MORE HISTORY

- » The Tigers' four ranked non-conference wins (No. 4 Houston, No. 5 Iowa State, No. 12 North Carolina and No. 16 Purdue) matched their total of regular season, non-conference wins over ranked opponents overall in program history prior to this season.
- » Auburn only beat four ranked non-conference squads in its first 118 seasons (since 1905-06) with wins over No. 19 NC State in 1970, No. 13 UAB in 1984, No. 13 Louisville in 1995 and No. 25 Washington in 2018.
- » The win over the Boilermakers was AU's eighth non-conference win over a ranked opponent in program history including the fifth under Bruce Pearl.

AUBURN NON-CONFERENCE WINS OVER RANKED OPPONENT		
Dec. 5, 1970	Auburn 91, No. 19 NC State 85	Auburn, Ala.
Nov. 30, 1984	Auburn 61, No. 13 UAB 59	Birmingham, Ala.
Nov. 26, 1995	Auburn 82, No. 13 Louisville 71	Bayamon, Puerto Rico
Nov. 9, 2018	No. 11 Auburn 88, No. 25 Washington 66	Auburn, Ala.
Nov. 9, 2024	No. 11 Auburn 74, No. 4 Houston 69	Houston, Texas
Nov. 25, 2024	No. 4 Auburn 83, No. 5 Iowa State 81	Lahaina, Hawai'i
Nov. 26, 2024	No. 4 Auburn 85, No. 12 North Carolina 72	Lahaina, Hawai'i
Dec. 21, 2024	No. 2 Auburn 87, No. 16 Purdue 69	Birmingham, Ala.

### CLOSE GAMES

- » Auburn is 6-0 in games decided by five points or fewer with wins over No. 4 Houston (74-69), No. 5 Iowa State (83-81), at Texas (87-82), at South Carolina (66-63), at Georgia (70-68) and Tennessee (53-51).
- » The Tigers have gone 27-of-35 (77.1 percent) from the foul line in the last five minutes of these games. Auburn held South Carolina scoreless for the final 5:18 of the game after the Gamecocks took a 63-62 lead, outscoring South Carolina 4-0 to end the contest. The Tigers forced misses on the Gamecocks' final six field goals.

### ELITE IN THE SEC

- » Auburn leads the SEC with a .745 winning percentage and 196 victories since the start of the 2017-18 season. The Tigers have won the most SEC Championships (2018, 2019, 2022 & 2024) over the last seven years (tied with Alabama).

Team	2017-18	2018-19	2019-20	2020-21	2021-22	2022-23	2023-24	2024-25	Total
Auburn	26-8	30-10	25-6	13-14	28-6	21-13	27-8	26-2	196-67
Tennessee	26-9	31-6	17-14	18-9	27-8	25-11	27-9	23-5	194-71
Kentucky	26-11	30-7	25-6	9-16	28-8	22-12	23-10	19-9	182-79
Alabama	20-16	18-16	16-15	26-7	19-14	31-6	25-12	23-5	178-91
Arkansas	23-12	18-16	20-12	25-7	28-9	22-14	16-17	17-11	169-98
Texas	19-15	21-16	19-12	19-8	22-12	29-9	21-13	16-12	166-97
Florida	21-13	20-16	19-12	15-10	20-14	16-17	24-12	24-4	159-98
Texas A&M	22-13	14-18	16-14	8-10	27-13	25-10	21-15	20-8	153-101
LSU	18-15	28-7	21-10	19-10	22-12	14-19	17-16	14-14	153-103
Mississippi State	25-12	*6-11	20-11	18-15	18-16	21-13	21-13	19-9	148-100
Oklahoma	18-14	20-14	19-12	16-11	19-16	15-17	20-12	17-11	144-107
Missouri	20-13	15-17	15-16	16-10	12-21	25-10	8-24	21-7	132-118
South Carolina	17-16	16-16	18-13	6-15	18-13	11-21	26-8	11-17	123-119
Ole Miss	12-20	20-13	15-17	16-12	13-19	12-21	20-12	19-9	127-123
Georgia	18-15	11-21	16-16	14-12	6-26	16-16	20-17	17-11	118-134
Vanderbilt	12-20	9-23	11-21	9-16	19-17	22-15	9-23	19-9	110-144

[illegible]

PEARL ALL-TIME WINNINGEST COACH AT AUBURN

- » Bruce Pearl became the all-time winningest coach in program history with the Tigers' road win at Texas on Jan. 7, 2025.
- » Pearl moved up one spot to No. 11 (from No. 12) among active NCAA Division I head coaches with the retirement of Jim Larranaga at Miami. He is currently No. 41 on the all-time D-I list having surpassed John Wooden (No. 46) and Gary Williams (No. 45).

MOST CAREER WINS AT AUBURN

Coach	Seasons	Record
Bruce Pearl	11	226-121
Joel Eaves	14	213-100
Cliff Ellis	10	186-125
Sonny Smith	11	173-154
Bill Lynn	10	130-124

MOST OVERALL COLLEGIATE HEAD COACHING WINS AMONG ACTIVE SEC COACHES

Coach	School	Wins
John Calipari	Arkansas	830
Rick Barnes	Tennessee	829
Bruce Pearl	Auburn	688
Buzz Williams	Texas A&M	368
Porter Moser	Oklahoma	364

MOST OVERALL COLLEGIATE HEAD COACHING WINS AMONG ACTIVE NCAA DIVISION I COACHES

Coach	School	Wins
John Calipari	Arkansas	830
Rick Barnes	Tennessee	829
Bill Self	Kansas	814
Kelvin Sampson	Houston	788
Dana Altman	Oregon	775
Rick Pitino	St. John's	756
Mark Few	Gonzaga	737
Tom Izzo	Michigan State	730
Greg Kampe	Oakland	712
Steve Alford	Nevada	699
Bruce Pearl	Auburn	688
Lennie Acuff	Lipscomb	640

MOST SEC HEAD COACHING WINS (ACTIVE COACHES)

Coach	School	Wins
John Calipari	Arkansas	427
Bruce Pearl	Auburn	371
Rick Barnes	Tennessee	225
Mike White	Georgia	195
Nate Oats	Alabama	140

MOST SEC WINS AMONG ACTIVE SEC COACHES

Coach	School	Wins
John Calipari	Arkansas	204
Bruce Pearl	Auburn	169
Rick Barnes	Tennessee	110
Mike White	Georgia	89
Nate Oats	Alabama	74

# AUBURN CAREER RECORDS LIST

## POINTS

8.	Bryce Brown (2015-19)	1,673
9.	Frankie Sullivan (2008-13)	1,556
10.	Jeff Moore (1984-88)	1,549
11.	<b>Johni Broome (2022-Present)</b>	<b>1,531</b>
12.	Marquis Daniels (1999-03)	1,530
13.	Scott Pohlman (1997-01)	1,442
14.	DeWayne Reed (2006-10)	1,428
15.	Jared Harper (2016-19)	1,427
16.	Rasheem Barrett (2005-09)	1,396
17.	Frank Ford (1983-87)	1,389
18T.	Lee DeFore (1963-66)	1,386
18T.	Aaron Swinson 1991-94	1,386
20.	Gary Redding (1972-76)	1,334
21.	Doc Robinson (1996-00)	1,332
22.	Jaylin Williams (2019-24)	1,292
22.	Stan Pietkiewicz (1974-78)	1,265
24.	Frank Tolbert (2004-08)	1,242
25.	Darrell Lockhart (1979-83)	1,236
26.	Wes Flanigan (1993-97)	1,228
27T.	KT Harrell (2013-15)	1,190
27T.	Chris Denson (2010-14)	1,190
29.	Charles Barkley (1981-84)	1,183
30.	Korvotney Barber (2005-09)	1,151
31.	Lance Weems (1992-96)	1,105
32.	Bryant Smith (1995-99)	1,087
33.	Bubba Price (1976-80)	1,075
34.	Derrick Dennison (1986-90)	1,070
35.	Pat Burke (1993-97)	1,064
36.	Marco Killingsworth (2001-04)	1,041
37.	Franklin Williams (1994-98)	1,027
38.	Bill Alexander (1967-70)	1,026
39.	Mustapha Heron (2016-18)	1,011
40.	Earl Banks (1977-81)	1,004

Note: Players' stats during Auburn career only.

## BLOCKS

1.	Kyle Davis (2000-04)	360
2.	Mamadou N'diaye (1996-2000)	241
3.	<b>Johni Broome (2022-Present)</b>	<b>222</b>
4.	<b>Dylan Cardwell (2020-Present)</b>	<b>203</b>
5.	Anfernee McLemore (2016-20)	187
6.	Horace Spencer (2015-19)	170
7T.	Walker Kessler (2021-22)	155
7T.	Korvotney Barber (2005-09)	155
9.	Charles Barkley (1981-84)	145
10.	Chris Morris (1984-88)	141



## DUNKS

1.	Aaron Swinson (1991-94)	175
--	<b>Dylan Cardwell (2020-Present)</b>	<b>143</b>

## GAMES PLAYED

1.	<b>Dylan Cardwell (2020-Present)</b>	<b>156</b>
2.	<b>Chris Moore (2020-Present)</b>	<b>143</b>
3.	Jaylin Williams (2019-24)	139
4.	Frankie Sullivan (2009-13)	134
5.	Bryce Brown (2018-19)	131
6.	Anfernee McLemore (2016-20)	130
7T.	Scott Pohlman (1997-01)	129
7T.	Frank Ford (1983-87)	129
9T.	Doc Robinson (1996-00)	128
9T.	Mamadou N'diaye (1996-00)	128
9T.	Chris Morris (1984-88)	128
12.	Daymeon Fishback (1996-00)	127

PLAYER NOTES

0	<div><b>TAHAAD PETTIFORD</b></div> <table><tr><th></th><th>GP-GS</th><th>PPG</th><th>RPG</th><th>FG%</th><th>FT%</th></tr><tr><td>2024-25</td><td>28-0</td><td>10.7</td><td>1.9</td><td>.421</td><td>.807</td></tr><tr><td>Career</td><td>28-0</td><td>10.7</td><td>1.9</td><td>.421</td><td>.807</td></tr></table>		GP-GS	PPG	RPG	FG%	FT%	2024-25	28-0	10.7	1.9	.421	.807	Career	28-0	10.7	1.9	.421	.807	<div><b>G   6-1   175   Fr.   Jersey City, N.J.   Hudson Catholic Regional HS</b></div> <div><ul style="list-style-type: none"><li>Auburn's seventh-ever McDonald's High School All-American.</li><li>Gifted Under Armour shoes to his teammates before practice last week.</li><li>Season-high 6 assists in win vs. Ole Miss on Wednesday night; 5.0 apg last 3</li></ul></div>	<div><b>Career Highs</b></div> <div>Pts _____ 24</div> <div>Reb _____ 4 (3x)</div> <div>Ast _____ 6</div> <div>Stl _____ 4</div> <div>Min _____ 27</div>
	GP-GS	PPG	RPG	FG%	FT%																
2024-25	28-0	10.7	1.9	.421	.807																
Career	28-0	10.7	1.9	.421	.807																
1	<div><b>JP PEGUES</b></div> <table><tr><th></th><th>GP-GS</th><th>PPG</th><th>RPG</th><th>FG%</th><th>FT%</th></tr><tr><td>2024-25</td><td>15-2</td><td>1.4</td><td>1.2</td><td>.214</td><td>.800</td></tr><tr><td>Career</td><td>110-68</td><td>10.0</td><td>2.9</td><td>.411</td><td>.809</td></tr></table>		GP-GS	PPG	RPG	FG%	FT%	2024-25	15-2	1.4	1.2	.214	.800	Career	110-68	10.0	2.9	.411	.809	<div><b>G   6-2   180   Sr.   Nashville, Tenn.   Furman</b></div> <div><ul style="list-style-type: none"><li>Rated No. 28 in the On3 Transfer Portal Rankings out of Furman.</li><li>2024 All-Southern Conference First Team selection.</li><li>Made SEC debut playing 3 mins. at LSU and played 2 mins. vs. Ole Miss Wed.</li></ul></div>	<div><b>Career Highs</b></div> <div>Pts _____ 35</div> <div>Reb _____ 11</div> <div>Ast _____ 12</div> <div>Stl _____ 4</div> <div>Min _____ 48</div>
	GP-GS	PPG	RPG	FG%	FT%																
2024-25	15-2	1.4	1.2	.214	.800																
Career	110-68	10.0	2.9	.411	.809																
2	<div><b>DENVER JONES</b></div> <table><tr><th></th><th>GP-GS</th><th>PPG</th><th>RPG</th><th>FG%</th><th>FT%</th></tr><tr><td>2024-25</td><td>28-28</td><td>11.0</td><td>2.0</td><td>.441</td><td>.919</td></tr><tr><td>Career</td><td>122-96</td><td>12.9</td><td>2.8</td><td>.440</td><td>.876</td></tr></table>		GP-GS	PPG	RPG	FG%	FT%	2024-25	28-28	11.0	2.0	.441	.919	Career	122-96	12.9	2.8	.440	.876	<div><b>G   6-4   205   Sr.   New Market, Ala.   FIU</b></div> <div><ul style="list-style-type: none"><li>SEC and USBWA Oscar Robertson National Player of the Week on Feb. 18.</li><li>Scored 17 points (tied for second-most on season) in victory over Gerogia.</li><li>Tigers' top on-ball defender limiting the top players in country to single digits.</li></ul></div>	<div><b>Career Highs</b></div> <div>Pts _____ 30</div> <div>Reb _____ 13</div> <div>Ast _____ 9</div> <div>Stl _____ 4 (7x)</div> <div>Min _____ 47</div>
	GP-GS	PPG	RPG	FG%	FT%																
2024-25	28-28	11.0	2.0	.441	.919																
Career	122-96	12.9	2.8	.440	.876																
3	<div><b>JAHKI HOWARD</b></div> <table><tr><th></th><th>GP-GS</th><th>PPG</th><th>RPG</th><th>FG%</th><th>FT%</th></tr><tr><td>2024-25</td><td>16-0</td><td>5.3</td><td>1.3</td><td>.538</td><td>.667</td></tr><tr><td>Career</td><td>16-0</td><td>5.3</td><td>1.3</td><td>.538</td><td>.667</td></tr></table>		GP-GS	PPG	RPG	FG%	FT%	2024-25	16-0	5.3	1.3	.538	.667	Career	16-0	5.3	1.3	.538	.667	<div><b>F   6-6   185   Fr.   Boston, Mass.   Overtime Elite</b></div> <div><ul style="list-style-type: none"><li>2024 King's Hawaiian National High School Slam Dunk champion.</li><li>Has played in 16 games this season averaging 10.9 minutes per contest.</li><li>Featured on Season 1 of "One Shot: Overtime Elite" on Amazon Prime.</li></ul></div>	<div><b>Career Highs</b></div> <div>Pts _____ 13</div> <div>Reb _____ 4 (3x)</div> <div>Ast _____ 1 (3x)</div> <div>Stl _____ 2</div> <div>Min _____ 21</div>
	GP-GS	PPG	RPG	FG%	FT%																
2024-25	16-0	5.3	1.3	.538	.667																
Career	16-0	5.3	1.3	.538	.667																
4	<div><b>JOHNI BROOME</b></div> <table><tr><th></th><th>GP-GS</th><th>PPG</th><th>RPG</th><th>FG%</th><th>FT%</th></tr><tr><td>2024-25</td><td>26-25</td><td>18.8</td><td>11.0</td><td>.509</td><td>.638</td></tr><tr><td>Career</td><td>158-153</td><td>15.9</td><td>9.4</td><td>.541</td><td>.614</td></tr></table>		GP-GS	PPG	RPG	FG%	FT%	2024-25	26-25	18.8	11.0	.509	.638	Career	158-153	15.9	9.4	.541	.614	<div><b>F/C   6-10   240   Sr.   Plant City, Fla.   Morehead State</b></div> <div><ul style="list-style-type: none"><li>Naismith Defensive POTY &amp; John Wooden Award Top 20 Late Midseason Watch List.</li><li>Ranks 11th all-time on Auburn's career scoring list with 1,531 points to date.</li><li>77 career double-doubles (17 this year) - 31 pts, 14 rebs &amp; 4 assists vs. Georgia.</li></ul></div>	<div><b>Career Highs</b></div> <div>Pts _____ 32</div> <div>Reb _____ 20</div> <div>Ast _____ 7</div> <div>Stl _____ 4</div> <div>Min _____ 37 (2x)</div>
	GP-GS	PPG	RPG	FG%	FT%																
2024-25	26-25	18.8	11.0	.509	.638																
Career	158-153	15.9	9.4	.541	.614																
5	<div><b>CHRIS MOORE</b></div> <table><tr><th></th><th>GP-GS</th><th>PPG</th><th>RPG</th><th>FG%</th><th>FT%</th></tr><tr><td>2024-25</td><td>28-3</td><td>1.1</td><td>1.7</td><td>.429</td><td>.750</td></tr><tr><td>Career</td><td>143-45</td><td>2.4</td><td>1.8</td><td>.486</td><td>.697</td></tr></table>		GP-GS	PPG	RPG	FG%	FT%	2024-25	28-3	1.1	1.7	.429	.750	Career	143-45	2.4	1.8	.486	.697	<div><b>F   6-6   220   Gr.   West Memphis, Ark.   West Memphis HS</b></div> <div><ul style="list-style-type: none"><li>Graduated this past summer with degree from the College of Liberal Arts.</li><li>Has played in 143 career games which ranks second all-time in school history.</li><li>Made his 44th career start at No. 2 Alabama (+17 in nine minutes of play).</li></ul></div>	<div><b>Career Highs</b></div> <div>Pts _____ 16</div> <div>Reb _____ 7</div> <div>Ast _____ 5</div> <div>Stl _____ 3 (3x)</div> <div>Min _____ 25 (2x)</div>
	GP-GS	PPG	RPG	FG%	FT%																
2024-25	28-3	1.1	1.7	.429	.750																
Career	143-45	2.4	1.8	.486	.697																
8	<div><b>JA'HEIM HUDSON</b></div> <table><tr><th></th><th>GP-GS</th><th>PPG</th><th>RPG</th><th>FG%</th><th>FT%</th></tr><tr><td>2024-25</td><td>21-0</td><td>1.8</td><td>1.0</td><td>.444</td><td>.750</td></tr><tr><td>Career</td><td>108-35</td><td>5.9</td><td>4.2</td><td>.450</td><td>.758</td></tr></table>		GP-GS	PPG	RPG	FG%	FT%	2024-25	21-0	1.8	1.0	.444	.750	Career	108-35	5.9	4.2	.450	.758	<div><b>F   6-7   220   Sr.   Hinesville, Ga.   SMU/Georgia State</b></div> <div><ul style="list-style-type: none"><li>Goes by the nickname, Turtle, given to him as a child by his aunt, Crystal Hudson, because he moved slow.</li><li>Has played in 21 games this season including 13 contests in conference play.</li></ul></div>	<div><b>Career Highs</b></div> <div>Pts _____ 26</div> <div>Reb _____ 13</div> <div>Ast _____ 4</div> <div>Stl _____ 3 (4x)</div> <div>Min _____ 39</div>
	GP-GS	PPG	RPG	FG%	FT%																
2024-25	21-0	1.8	1.0	.444	.750																
Career	108-35	5.9	4.2	.450	.758																
10	<div><b>CHAD BAKER-MAZARA</b></div> <table><tr><th></th><th>GP-GS</th><th>PPG</th><th>RPG</th><th>FG%</th><th>FT%</th></tr><tr><td>2024-25</td><td>28-25</td><td>12.7</td><td>3.4</td><td>.472</td><td>.895</td></tr><tr><td>Career</td><td>109-47</td><td>9.6</td><td>3.0</td><td>.449</td><td>.879</td></tr></table>		GP-GS	PPG	RPG	FG%	FT%	2024-25	28-25	12.7	3.4	.472	.895	Career	109-47	9.6	3.0	.449	.879	<div><b>G/F   6-7   180   Sr.   Santo Domingo, DR   NW Florida State College</b></div> <div><ul style="list-style-type: none"><li>Midseason Top 10 Julius Erving Small Forward of the Year Award List.</li><li>Recorded 1,000th career point vs. Arkansas (now has 1,047 career pts.).</li><li>Scored season-high 22 pts (8-12 FGs, 4-5 3s, 2-4 FTs) vs. Ole Miss on Wed.</li></ul></div>	<div><b>Career Highs</b></div> <div>Pts _____ 25</div> <div>Reb _____ 9</div> <div>Ast _____ 7</div> <div>Stl _____ 5</div> <div>Min _____ 34</div>
	GP-GS	PPG	RPG	FG%	FT%																
2024-25	28-25	12.7	3.4	.472	.895																
Career	109-47	9.6	3.0	.449	.879																
13	<div><b>MILES KELLY</b></div> <table><tr><th></th><th>GP-GS</th><th>PPG</th><th>RPG</th><th>FG%</th><th>FT%</th></tr><tr><td>2024-25</td><td>28-26</td><td>10.9</td><td>3.8</td><td>.420</td><td>.898</td></tr><tr><td>Career</td><td>123-86</td><td>11.1</td><td>3.6</td><td>.398</td><td>.81.0</td></tr></table>		GP-GS	PPG	RPG	FG%	FT%	2024-25	28-26	10.9	3.8	.420	.898	Career	123-86	11.1	3.6	.398	.81.0	<div><b>G   6-6   190   Sr.   Stone Mountain, Ga.   Georgia Tech</b></div> <div><ul style="list-style-type: none"><li>Just missed a double-double w/ 11 points &amp; 8 rebounds vs. Georgia.</li><li>Sharpshooter w/ a team-best 60 three-pointers made this season (39.0%).</li><li>Averaging 13.0 ppg in SEC road contests including 18 pts at Texas.</li></ul></div>	<div><b>Career Highs</b></div> <div>Pts _____ 36</div> <div>Reb _____ 12</div> <div>Ast _____ 6</div> <div>Stl _____ 4</div> <div>Min _____ 42</div>
	GP-GS	PPG	RPG	FG%	FT%																
2024-25	28-26	10.9	3.8	.420	.898																
Career	123-86	11.1	3.6	.398	.81.0																
21	<div><b>BLAKE MUSCHALEK</b></div> <table><tr><th></th><th>GP-GS</th><th>PPG</th><th>RPG</th><th>FG%</th><th>FT%</th></tr><tr><td>2024-25</td><td>12-0</td><td>0.7</td><td>0.1</td><td>1.000</td><td>1.000</td></tr><tr><td>Career</td><td>27-0</td><td>0.6</td><td>0.1</td><td>.500</td><td>.667</td></tr></table>		GP-GS	PPG	RPG	FG%	FT%	2024-25	12-0	0.7	0.1	1.000	1.000	Career	27-0	0.6	0.1	.500	.667	<div><b>G   6-3   178   So.   Dallas, Texas   Trinity Christian Academy</b></div> <div><ul style="list-style-type: none"><li>Walk-on and last name is pronounced MOO-SHAW-lick.</li><li>Has played in 12 games this season including four times in SEC play vs. Missouri on 1/4, Miss. St. on 1/14 , Oklahoma on 2/4 &amp; Ole Miss on 2/ 26.</li></ul></div>	<div><b>Career Highs</b></div> <div>Pts _____ 3</div> <div>Reb _____ 1 (2x)</div> <div>Ast _____ 2</div> <div>Stl _____ 1 (3x)</div> <div>Min _____ 3 (3x)</div>
	GP-GS	PPG	RPG	FG%	FT%																
2024-25	12-0	0.7	0.1	1.000	1.000																
Career	27-0	0.6	0.1	.500	.667																
23	<div><b>ADDARIN SCOTT</b></div> <table><tr><th></th><th>GP-GS</th><th>PPG</th><th>RPG</th><th>FG%</th><th>FT%</th></tr><tr><td>2024-25</td><td>0-0</td><td>0.0</td><td>0.0</td><td>.000</td><td>.000</td></tr><tr><td>Career</td><td>15-0</td><td>0.4</td><td>0.4</td><td>.667</td><td>1.000</td></tr></table>		GP-GS	PPG	RPG	FG%	FT%	2024-25	0-0	0.0	0.0	.000	.000	Career	15-0	0.4	0.4	.667	1.000	<div><b>F   6-9   207   Sr.   Dallas, Texas   Navarro College</b></div> <div><ul style="list-style-type: none"><li>Played in 15 games last season averaging 0.4 ppg and 0.4 rpg.</li><li>One of 12 scholarship players on the team.</li><li>Goes by the nickname, AD. • Redshirting the 2024-25 season.</li></ul></div>	<div><b>Career Highs</b></div> <div>Pts _____ 2</div> <div>Reb _____ 2 (2x)</div> <div>Ast _____ 1</div> <div>Stl _____ 1</div> <div>Min _____ 2 (6x)</div>
	GP-GS	PPG	RPG	FG%	FT%																
2024-25	0-0	0.0	0.0	.000	.000																
Career	15-0	0.4	0.4	.667	1.000																
31	<div><b>CHANEY JOHNSON</b></div> <table><tr><th></th><th>GP-GS</th><th>PPG</th><th>RPG</th><th>FG%</th><th>FT%</th></tr><tr><td>2024-25</td><td>28-3</td><td>10.4</td><td>5.1</td><td>.587</td><td>.719</td></tr><tr><td>Career</td><td>150-71</td><td>11.0</td><td>4.8</td><td>.544</td><td>.739</td></tr></table>		GP-GS	PPG	RPG	FG%	FT%	2024-25	28-3	10.4	5.1	.587	.719	Career	150-71	11.0	4.8	.544	.739	<div><b>F   6-7   220   Sr.   Alabaster, Ala.   Alabama-Huntsville</b></div> <div><ul style="list-style-type: none"><li>Registered 14 points off the bench with five rebounds at No. 2 Alabama.</li><li>Second season playing NCAA Division I after three seasons at D-II UAH.</li><li>Graduated with his degree from the Harbert College of Business on Dec. 14.</li></ul></div>	<div><b>Career Highs</b></div> <div>Pts _____ 35</div> <div>Reb _____ 12 (2x)</div> <div>Ast _____ 6</div> <div>Stl _____ 4</div> <div>Min _____ 38</div>
	GP-GS	PPG	RPG	FG%	FT%																
2024-25	28-3	10.4	5.1	.587	.719																
Career	150-71	11.0	4.8	.544	.739																
44	<div><b>DYLAN CARDWELL</b></div> <table><tr><th></th><th>GP-GS</th><th>PPG</th><th>RPG</th><th>FG%</th><th>FT%</th></tr><tr><td>2024-25</td><td>28-28</td><td>5.2</td><td>4.9</td><td>.667</td><td>.327</td></tr><tr><td>Career</td><td>156-30</td><td>4.2</td><td>3.8</td><td>.702</td><td>.463</td></tr></table>		GP-GS	PPG	RPG	FG%	FT%	2024-25	28-28	5.2	4.9	.667	.327	Career	156-30	4.2	3.8	.702	.463	<div><b>C   6-11   255   Gr.   Augusta, Ga.   McEachern HS</b></div> <div><ul style="list-style-type: none"><li>School-record holder in career games played (156).</li><li>Top front court in college basketball with teammate Johni Broome.</li><li>Tied with Jaylin Williams for school's winningest player with 114 career wins.</li><li>Ranks fourth all-time in career blocked shots (203).</li><li>Went on two mission trips this summer to El Salvador and Honduras.</li></ul></div>	<div><b>Career Highs</b></div> <div>Pts _____ 18</div> <div>Reb _____ 13</div> <div>Ast _____ 6</div> <div>Stl _____ 4</div> <div>Min _____ 29</div>
	GP-GS	PPG	RPG	FG%	FT%																
2024-25	28-28	5.2	4.9	.667	.327																
Career	156-30	4.2	3.8	.702	.463																

# TV/RADIO ROSTER CHART



**0** **TAAHAD PETTIFORD**  
G • 6-1 • 175 • Fr.  
Jersey City, N.J.




**1** **JP PEGUES**  
G • 6-2 • 180 • Sr.  
Nashville, Tenn.



**2** **DENVER JONES**  
G • 6-4 • 205 • Sr.  
New Market, Ala.



**3** **JAHKI HOWARD**  
F • 6-6 • 185 • Fr.  
Boston, Mass.




**4** **JOHNI BROOME**  
F/C • 6-10 • 240 • Sr.  
Plant City, Fla.



**5** **CHRIS MOORE**  
F • 6-6 • 220 • Gr.  
West Memphis, Ark.



**7** **CJ WILLIAMS**  
G • 6-2 • 175 • Jr.  
Fayetteville, Ark.



**8** **JA'HEIM HUDSON**  
F • 6-7 • 220 • Sr.  
Hinesville, Ga.



**10** **CHAD BAKER-MAZARA**  
G/F • 6-7 • 180 • Sr.  
Santo Domingo, D.R.



**12** **JOAH SHAY**  
G • 5-6 • 145 • Fr.  
Winston-Salem, N.C.




**13** **MILES KELLY**  
G • 6-6 • 190 • Sr.  
Stone Mountain, Ga.



**14** **PRESLEY PATTERSON**  
G • 5-11 • 180 • Jr.  
Knoxville, Tenn.



**17** **DRAKE CARDWELL**  
G • 6-5 • 185 • RS-Fr.  
Augusta, Ga.



**21** **BLAKE MUSCHALEK**  
G • 6-3 • 178 • So.  
Dallas, Texas



**22** **REED TRAPP**  
G • 6-6 • 188 • Jr.  
Muscle Shoals, Ala.




**23** **ADDARIN SCOTT**  
F • 6-9 • 207 • Sr.  
Dallas, Texas



**31** **CHANEY JOHNSON**  
F • 6-7 • 220 • Sr.  
Alabaster, Ala.



**44** **DYLAN CARDWELL**  
C • 6-11 • 255 • Gr.  
Augusta, Ga.



**HC** **BRUCE PEARL**  
Head Coach  
11th Season

No.	Name	Pos.	Ht.	Wt.	Cl.	Hometown (Last School)
0	Tahaad Pettiford	G	6-1	175	Fr.	Jersey City, N.J. (Hudson Catholic Regional HS)
1	JP Pegues	G	6-2	180	Sr.	Nashville, Tenn. (Furman)
2	Denver Jones	G	6-4	205	Sr.	New Market, Ala. (FIU)
3	Jahki Howard	F	6-6	185	Fr.	Boston, Mass. (Overtime Elite)
4	Johni Broome	F/C	6-10	240	Sr.	Plant City, Fla. (Morehead State)
5	Chris Moore	F	6-6	220	Gr.	West Memphis, Ark. (West Memphis HS)
7	CJ Williams	G	6-2	175	Jr.	DeLand, Fla. (Fayetteville (Ark.) HS)
8	Ja'Heim Hudson	F	6-7	230	Sr.	Hinesville, Ga. (SMU)
10	Chad Baker-Mazara	G/F	6-7	180	Sr.	Santo Domingo, Dominican Republic (NW Florida State College)
12	Joah Shay	G	5-6	145	Fr.	Winston-Salem, N.C. (Mount Tabor HS)
13	Miles Kelly	G	6-6	190	Sr.	Stone Mountain, Ga. (Georgia Tech)
14	Presley Patterson	G	5-11	180	Jr.	Knoxville, Tenn. (Knoxville Catholic HS)
17	Drake Cardwell	G	6-5	185	RS-Fr.	Augusta, Ga. (Evans HS)
21	Blake Muschalek	G	6-3	190	So.	Dallas, Texas (Trinity Christian Academy)
22	Reed Trapp	G	6-6	188	Jr.	Muscle Shoals, Ala. (Birmingham-Southern College)
23	Addarin Scott	F	6-9	220	Sr.	Dallas, Texas (Navarro College)
31	Chaney Johnson	F	6-7	225	Sr.	Alabaster, Ala. (UAH)
44	Dylan Cardwell	C	6-11	255	Gr.	Augusta, Ga. (McEachern HS)

**Head Coach:** Bruce Pearl (Boston College '82) – 11th Season  
**Associate Head Coach/Defensive Coordinator:** Steven Pearl (Tennessee '10) – 11th Season  
**Assistant Coach:** Ira Bowman (Penn '96) – Seventh Season  
**Assistant Coach:** Corey Williams (Oklahoma State '02) – Second Season  
**Assistant Coach:** Chad Prewett (Troy State '94) – 11th Season  
**Assistant Coach/Offensive Coordinator:** Mike Burgomaster (Miami '16) – Ninth Season  
**Director of Sports Performance:** Damon Davis (Western Illinois '03) – 16th Season  
**Senior Athletic Trainer:** Clark Pearson (Kentucky '96) – 16th Season  
**Director of Player Development:** Marquis Daniels (Auburn '03) – Seventh Season  
**Director of Scouting and Recruiting:** Ian Borders (Louisville '07) – Seventh Season  
**Executive Assistant to the Head Coach:** Bridget Graba – 14th Season  
**Director of Operations:** Maddux Jeffreys (Auburn '20) – Third Season  
**Director of Creative Content:** Steven Leonard (Indiana '17) – Third Season  
**Chaplain:** Jeremy Napier (West Virginia State '07) – Third Season  
**Graduate Assistant:** Bryant Smith (Auburn '23) – Third Season  
**Graduate Assistant:** Robert Allen Jr. (Carson-Newman '07) – First Season  
**Graduate Assistant:** Reagan Sparks (Auburn '24) – First Season


PRONUNCIATION GUIDE

Chad Baker-MAZARA	MUH-zarr-UH
JOHNI Broome	JUH-nye (like dye)
JAHKI Howard	JUH-kai
JA'HEIM Hudson	JUH-heem
Blake MUSCHALEK	MOO-SHAW-lick
JP PEGUES	PUH-geez
ADDARIN Scott	UH-Dare-IN

WEEKLY SCHEDULE

SUNDAY February 23	MONDAY February 24	TUESDAY February 25	WEDNESDAY February 26	THURSDAY February 27	FRIDAY February 28	SATURDAY February 29
OFF	Practice at 2 p.m. (main floor)	Coach Pearl Media Availability at 2:30 p.m. Practice at 3:30 p.m. (main floor)	Game Day vs. Ole Miss 6:00 p.m. CT Neville Arena	Practice at 3:30 p.m. (main floor)	Coach Pearl & Players Media Availability at 10:00 a.m. Practice at 11:00 a.m. (practice gym)	Game Day at #17/23 Kentucky Noon CT / 1 p.m. ET Rupp Arena

# HEAD COACH BRUCE PEARL



Auburn Head Coach Bruce Pearl is in his 11th season on The Plains and 30th overall season.

One of the most prominent men's basketball coaches in the country, he currently ranks No. 11 among active NCAA Division I head coaches in career wins and No. 41 all-time.

He has guided the Tigers to 226 wins in 11 seasons, the program's first-ever No. 1 ranking in both national polls and a memorable run to the NCAA Final Four in 2019.

Pearl became the all-time winningest coach in program history surpassing Joel Eaves for the distinction with the Tigers' 87-82 road victory at Texas on Jan. 7, 2025.

The three-time SEC Coach of the Year's accomplishments also include two Southeastern Conference regular-season championships, two SEC Tournament championships and five NCAA Tournament berths with the Tigers.

Pearl has won the sixth-most SEC Men's Basketball Championships (4) in conference history and ranks among the Top 5 all-time SEC coaches in overall victories behind Adolph Rupp (876), Billy Donovan (467), Dale Brown (448) and John Calipari (410).

During the 2023-24 season, Auburn compiled a 27-8 overall record which marked the fourth-most wins in school history. The Tigers claimed the SEC Tournament Championship title and league's automatic bid to the NCAA Tournament by defeating South Carolina, Mississippi State and Florida. They also finished the season with the highest NCAA NET/RPI ranking (No. 5) in program history.

Johni Broome became the 14th player in school history to be honored as an All-American, after being tabbed SEC Tournament Most Valuable Player, All-SEC First Team and a Naismith Defensive Player of the Year Award semifinalist.

Auburn has turned in 20-win seasons in seven of the last eight years and is tied as the winningest program in the SEC in that span.

For the fourth-consecutive school year, the Tigers achieved a team GPA of 3.0 or higher and received the NABC Academic Excellence Award under Pearl.

Six Tigers have been drafted into the NBA and developed by Pearl and his coaching staff including All-Americans Jabari Smith (No. 3 overall in 2022) and Walker Kessler selected (No. 22 overall in 2022). Both are currently playing in the league along with Isaac Okoro (No. 5 overall in 2020) and JT Thor (No. 37 overall in 2021).

Pearl's teams have been just as successful off the court as Auburn has had a SEC-leading 43 graduates – including 34 African-Americans – since 2014.

In 30 seasons as a head coach, he has guided his teams to the NCAA Tournament 22 times and a 688-266 (.721) winning record.

Pearl is the only head coach (football or men's basketball) in SEC history to lead two programs to a No. 1 national ranking in the AP Poll (Auburn twice in 2022 and 2024 and UT in 2008). Additionally, he is the only coach to lead multiple teams to victory in a No. 1 vs. No. 2 matchup with the top-ranked Tigers' win at No. 2 Alabama on Feb. 15, 2025 in Tuscaloosa, Ala.

Through the Bruce Pearl Family Foundation, he and his wife, Brandy, remain committed to giving back to those in Alabama, raising over 2.5 million dollars in support of Children's Harbor and other children's charities.

An ambassador for the university, Pearl's selfless community service work and generous stewardship makes him one of the most influential public figures in the state of Alabama.

In 2020, Pearl helped establish the Together We Will Scholarship and is one of the university's largest donors to the Melton Scholars Program, which increases access for underrepresented students and supports them throughout their Auburn experience.

Since 2016, Coach Pearl has raised 1.37 million dollars for AUTLIVE – Auburn Basketball's fight against cancer – with 12 organizations across the state of Alabama receiving funds from this initiative annually. These funds go directly to patients and their families to offset the cost of fighting cancer, including medication, treatment or just paying their bills.

Off the court, Pearl also serves as Chairman of the Board of the U.S. Israel Education Association (USIEA) – an organization dedicated to educating and serving government leaders who are directly involved in advancing important dialogue between the United States and Israel.

A native of Boston, Mass., he graduated cum laude from Boston College in 1982 with a bachelor's degree in business administration. Pearl is the proud father of four children, Jacqui, Steven, Leah and Michael, and enjoys spending time with his four grandchildren.

HEAD COACHING RECORD			
Year	School	Record	Postseason
1992-93	Southern Indiana	22-7	NCAA Region 3rd Place
1993-94	Southern Indiana	28-4	NCAA Runner-Up
1994-95	Southern Indiana	29-4	NCAA Champions
1995-96	Southern Indiana	25-4	NCAA Sweet 16
1996-97	Southern Indiana	23-5	NCAA 1st Round
1997-98	Southern Indiana	27-6	NCAA Sweet 16
1998-99	Southern Indiana	26-6	NCAA Sweet 16
1999-00	Southern Indiana	25-6	NCAA Sweet 16
2000-01	Southern Indiana	26-4	NCAA 1st Round
Total		231-46	
2001-02	Milwaukee	16-13	-
2002-03	Milwaukee	24-8	NCAA 1st Round
2003-04	Milwaukee	20-11	NIT 1st Round
2004-05	Milwaukee	26-6	NCAA Sweet 16
Total		86-38	
2005-06	Tennessee	22-8	NCAA 2nd Round
2006-07	Tennessee	24-11	NCAA Sweet 16
2007-08	Tennessee	31-5	NCAA Sweet 16
2008-09	Tennessee	21-13	NCAA 1st Round
2009-10	Tennessee	28-9	NCAA Elite Eight
2010-11	Tennessee	19-15	-
Total		145-61	
2014-15	Auburn	15-20	-
2015-16	Auburn	11-20	-
2016-17	Auburn	6-14 #	-
2017-18	Auburn	26-8	SEC Champs, NCAA 2nd Round
2018-19	Auburn	30-10	SECT Champs, NCAA Final Four
2019-20	Auburn	25-6	(Canceled)
2020-21	Auburn	13-14	
2021-22	Auburn	26-6%	SEC Champs, NCAA 2nd Round
2022-23	Auburn	21-13	NCAA 2nd Round
2023-24	Auburn	27-8	SECT Champs, NCAA 1st Rd
2024-25	Auburn	26-2	
Total		226-121	
Career		688-266 (.721)	
# Denotes vacated games by the NCAA during the 2016-17 season			
% Two wins credited to assistant coaches/then-acting head coaches Wes Flanigan and Steven Pearl during the 2021-22 season			

# TOP PERFORMANCES UNDER PEARL AT AUBURN

MOST POINTS TEAM

- 1. 119, vs. Northwestern State (Nov. 27, 2015)
- 119, vs. Winthrop (Nov. 24, 2017)
- 3. 117, vs. Coastal Carolina (Dec. 15, 2016)
- 4. 116, vs. CSUN (Nov. 15, 2019)
- 5. 109, vs. UConn (Nov. 24, 2021)
- 109, at South Carolina (Jan. 23, 2021)

MOST POINTS INDIVIDUAL

- 1. 34, Bryce Brown vs. Dayton (Dec. 8, 2018)
- 2. 33, Samir Doughty vs. CSUN (Nov. 15, 2019)
- 3. 32, Samir Doughty at Tennessee (Mar. 7, 2020)
- 4. **31, Johni Broome vs. Georgia (Feb. 22, 2025)**  
31, Jabari Smith vs. Vanderbilt (Feb. 16, 2022)  
31, Bryce Brown vs. Norfolk State (Nov. 10, 2017)  
31, Mustapha Heron vs. Winthrop (Nov. 24, 2017)  
31, Jared Harper at UAB (Dec. 15, 2018)
- 9. **30, Johni Broome vs. North Alabama (Nov. 18, 2024)**  
30, Johni Broome vs. Virginia Tech (Nov. 29, 2023)

MOST REBOUNDS TEAM

- 1. 66, vs. Mississippi College (Nov. 14, 2018)
- 2. 60, at Arkansas [OT] (Feb. 8, 2022)
- 60, vs. Alabama (Feb. 12, 2020)
- 4. 56, vs. Saint Joseph's (Nov. 26, 2020)
- 5. 53, vs. Winthrop (Nov. 15, 2022)

MOST REBOUNDS INDIVIDUAL

- 1. **20, Johni Broome vs. Ohio State (Dec. 14, 2024)**
- 2. **19, Johni Broome vs. #12 North Carolina (Nov. 26, 2024)**  
19, Walker Kessler at Arkansas [OT] (Feb. 8, 2022)  
19, Cinmeon Bowers at Middle Tennessee (Dec. 12, 2015)
- 5. 18, Johni Broome vs. Georgia (Feb. 1, 2023)  
18, Cinmeon Bowers vs. Alabama (Jan. 19, 2016)  
18, Cinmeon Bowers vs. Ole Miss (Feb. 20, 2016)

MOST 3-POINTERS TEAM

- 1. 22, vs. South Alabama (Dec. 4, 2020)
- 2. 21, vs. Coastal Carolina (Dec. 15, 2016)
- 3. 18, vs. South Alabama (Nov. 6, 2018)
- 18, vs. LSU (Feb. 8, 2020)
- 5. 17, vs. Northwestern State (Nov. 27, 2015)
- 17, vs. Vanderbilt (Feb. 3, 2018)
- 17, vs. Arkansas (Feb. 20, 2019)
- 17, vs. North Carolina (Mar. 29, 2019)
- 17, vs. CSUN (Nov. 15, 2019)

MOST 3-POINTERS INDIVIDUAL

- 1. 9, Bryce Brown at Arkansas (Feb. 17, 2016)
- 2. 8, Kareem Canty at Middle Tennessee (Dec. 12, 2015)
- 8, Bryce Brown vs. South Carolina (Mar. 3, 2018)
- 8, Samir Doughty at Tennessee (Mar. 7, 2020)
- 5. **7, Miles Kelly vs. Vermont (Nov. 6, 2024)**  
7, Denver Jones vs. Georgia (Mar. 9, 2024)  
7, Jabari Smith vs. Vanderbilt (Feb. 16, 2022)  
7, KT Harrell vs. Coastal Carolina (Dec. 5, 2014)  
7, Bryce Brown at Ole Miss (Jan. 9, 2019)  
7, Bryce Brown vs. Kansas (Mar. 23, 2019)  
7, Justin Powell vs. South Alabama (Dec. 4, 2020)

MOST FT MADE TEAM

- 1. 40, vs. Alabama (Feb. 7, 2024)
- 2. 36, vs. Missouri (Jan. 26, 2021)
- 3. 33, vs. UConn (Nov. 24, 2021)
- 33, vs. Kentucky (Feb. 1, 2020)
- 5. 31, vs. Arkansas (Feb. 10, 2015)
- 31, at Arkansas - Feb. 27, 2018)

MOST FT MADE INDIVIDUAL

- 1. 18, Sharife Cooper vs. Missouri (Jan. 26, 2021)
- 2. 15, KT Harrell vs. Georgia (Mar. 3, 2015)
- 15, Jared Harper at UAB (Dec. 15, 2018)
- 4. 14, Jared Harper vs. Ole Miss (Jan. 7, 2017)
- 14, Samir Doughty vs. Kentucky (Feb. 1, 2020)

MOST FT ATTEMPTED TEAM

- 1. 50, vs. Alabama (Feb. 7, 2024)
- 46, at Missouri (Feb. 15, 2020)
- 3. 44, vs. Kentucky (Feb. 1, 2020)
- 44, vs. Missouri (Jan. 26, 2021)
- 5. 43, vs. Saint Joseph's (Nov. 26, 2020)

MOST FT ATTEMPTED INDIVIDUAL

- 1. 21, Sharife Cooper vs. Missouri (Jan. 26, 2021)
- 2. 18, Cinmeon Bowers vs. Missouri (Jan. 10, 2015)
- 18, KT Harrell vs. LSU (Mar. 13, 2015)
- 18, Austin Wiley vs. Alabama (Jan. 21, 2017)
- 5. 17, Jared Harper vs. Ole Miss (Jan. 7, 2017)
- 6. 16, Johni Broome vs. Houston (March 18, 2023)
- 16, K.D. Johnson vs. UConn (Nov. 24, 2021)
- 16, Cinmeon Bowers vs. LSU (Feb. 2, 2016)
- 16, Jared Harper at UAB (Dec. 15, 2018)

MOST ASSISTS TEAM

- 1. 29, vs. Georgia (Mar. 9, 2024)
- 2. 27, vs. CSUN (Nov. 15, 2019)
- 3. 26, vs. Nebraska (Dec. 11, 2021)
- 4. **25 vs. North Alabama (Nov. 18, 2024)**  
25, at Ole Miss (Feb. 3, 2024)  
25, vs. Indiana (Dec. 9, 2023)  
25, vs. Saint Peter's (Nov. 28, 2018)
- 7. **24, vs. #16 Purdue (Dec. 21, 2024)**  
24, vs. South Alabama (Nov. 6, 2018)  
24, vs. South Alabama (Dec. 4, 2020)

MOST ASSISTS INDIVIDUAL

- 1. 16, J'Von McCormick vs. CSUN (Nov. 15, 2019)
- 2. 14, Jared Harper vs. Vanderbilt (Feb. 3, 2018)
- 3. 13, Jared Harper vs. South Alabama (Nov. 6, 2018)
- 4. 13, Jared Harper vs. North Carolina (Mar. 29, 2019)
- 5. 12, Wendell Green Jr. at South Carolina (Jan. 21, 2023)

MOST STEALS TEAM

- 1. 20, vs. North Florida (Dec. 29, 2018)
- 2. 18, vs. Tennessee (Feb. 22, 2020)
- 3. 16, vs. Nebraska (Dec. 11, 2021)
- 16, vs. Saint Peter's (Nov. 28, 2018)
- 5. **15, at LSU (Jan. 29, 2025)**  
15, vs. LSU (Jan. 13, 2024)

MOST STEALS INDIVIDUAL

- 1. 5, Chad Baker-Mazara vs. LSU (Jan. 13, 2024)
- 5, Wendell Green Jr. at Mississippi State (March 2, 2022)
- 5, Walker Kessler vs. Nebraska (Dec. 11, 2021)
- 5, Zep Jasper vs. Nebraska (Dec. 11, 2021)
- 5, K.D. Johnson vs. Syracuse (Nov. 26, 2021)
- 5, K.D. Johnson vs. UConn (Nov. 24, 2021)
- 5, K.C. Ross-Miller vs. Oregon State (Nov. 26, 2014)
- 5, K.C. Ross-Miller vs. Middle Tennessee (Dec. 29, 2014)
- 5, Antoine Mason at LSU (Feb. 5, 2015)
- 5, Malik Dunbar vs. UNC Asheville (Dec. 4, 2018)
- 5, Chuma Okeke vs. Murray State (Dec. 22, 2018)
- 5, Chuma Okeke vs. North Florida (Dec. 29, 2018)
- 5, J'Von McCormick vs. Tennessee (Feb. 22, 2020)

MOST BLOCKS TEAM

- 1. 14, vs. Texas A&M (Feb. 12, 2022)
- 14, vs. Yale (Dec. 4, 2021)
- 14, vs. LSU (Dec. 29, 2021)
- 14, at Georgia (Jan. 13, 2021)
- 14, vs. Missouri (Jan. 26, 2021)
- 6. **13, vs. Ohio State (Dec. 14, 2024)**

MOST BLOCKS INDIVIDUAL

- 1. 12, Walker Kessler vs. Texas A&M (Feb. 12, 2022)
- 2. 11, Walker Kessler vs. LSU (Dec. 29, 2021)
- 3. 9, Walker Kessler vs. Jacksonville State (Mar. 18, 2022)
- 4. 8, Johni Broome vs. Saint Louis (Nov. 27, 2022)
- 8, Walker Kessler vs. Ole Miss (Feb. 23, 2022)
- 8, Walker Kessler vs. Alabama (Feb. 1, 2022)

ASSOCIATED PRESS POLL

RK	TEAM	RECORD	PTS
1	Auburn (60)	25-2	1500
2	Duke	24-3	1406
3	Florida	24-3	1397
4	Houston	23-4	1327
5	Tennessee	22-5	1236
6	Alabama	22-5	1198
7	St. John's	24-4	1132
8	Michigan State	22-5	1055
9	Iowa State	21-6	1004
10	Texas Tech	21-6	915
11	Wisconsin	21-6	800
12	Texas A&M	20-7	797
13	Clemson	22-5	712
14	Missouri	20-7	683
15	Michigan	20-6	657
16	Maryland	21-6	630
17	Kentucky	18-9	461
18	Memphis	22-5	393
19	Louisville	21-6	372
20	Purdue	19-9	328
21	Marquette	20-7	309
22	Arizona	18-9	289
23	Saint Mary's	25-4	284
24	Mississippi State	19-8	264
25	BYU	19-8	135

Others receiving votes: Creighton 53, Ole Miss 28, Kansas 25, New Mexico 23, VCU 20, Oregon 20, UCLA 14, Drake 12, UC San Diego 8, High Point 3, Gonzaga 3, Illinois 3, Vanderbilt 2, Utah State 1, Yale 1

COACHES POLL

RK	TEAM	RECORD	PTS
1	Auburn (28)	25-2	748
2	Duke (2)	24-3	708
3	Florida	24-3	693
4	Houston	23-4	660
5	Tennessee	22-5	610
6	Alabama	22-5	607
7	St. John's	24-4	571
8	Michigan State	22-5	512
9	Iowa State	21-6	492
10	Texas Tech	21-6	467
11	Texas A&M	20-7	438
12	Wisconsin	21-6	384
13	Michigan	20-6	377
14	Clemson	22-5	352
15	Maryland	21-6	326
16	Missouri	20-7	263
17	Louisville	21-6	241
18	Memphis	22-5	205
19	Purdue	19-9	175
20	Saint Mary's	25-4	173
21	Arizona	18-9	159
22	Marquette	20-7	150
23	Kentucky	18-9	137
24	Mississippi State	19-8	89
25	Creighton	19-8	43

Others receiving votes: BYU 39, New Mexico 29, VCU 22, Ole Miss 15, UC San Diego 14, UCLA 13, Kansas 11, Utah State 11, Gonzaga 7, UConn 5, Drake 2, Oregon 1, UC Davis 1

LAST TIME TEAM

Defeated a ranked team at home \_\_\_\_\_ vs. #6 Tennessee (1/25/25)  
Defeated a ranked team on the road \_\_\_\_\_ at #2 Alabama (2/15/25)  
Defeated a ranked team at a neutral site \_\_\_\_\_ vs. #16 Purdue (12/21/24)  
Defeated a Top 10 team at home \_\_\_\_\_ #6 Tennessee (1/25/25)  
Defeated a Top 10 team on the road \_\_\_\_\_ at #2 Alabama (2/15/25)  
Defeated a Top 10 team at a neutral site \_\_\_\_\_ vs. #5 Iowa State (11/25/24)  
Won in overtime \_\_\_\_\_ at Mississippi State, 81-68 (OT) (3/2/22)  
Lost in overtime \_\_\_\_\_ at #2 Alabama, 90-85 (OT) (3/1/23)  
Won in double overtime \_\_\_\_\_ at Ole Miss, 83-82 (2OT) (1/28/20)  
Lost in double overtime \_\_\_\_\_ vs. #22 UConn, 115-109 (2OT) (11/24/21)  
Played back-to-back overtime games \_\_\_\_\_ at Arkansas, W 79-76 (OT) (2/5/20)  
\_\_\_\_\_ vs. LSU, W 91-90 (OT) (2/8/20)  
\_\_\_\_\_ vs. Alabama, W 95-91 (OT) (2/12/20)  
Played in three-straight overtime games \_\_\_\_\_ at Arkansas, W 79-76 (OT) (2/5/20)  
\_\_\_\_\_ vs. LSU, W 91-90 (OT) (2/8/20)  
\_\_\_\_\_ vs. Alabama, W 95-91 (OT) (2/12/20)  
Played at least three overtimes \_\_\_\_\_ vs. Georgia (SECT) (4OT) (3/1/79)  
Shot 70% for a half \_\_\_\_\_ 76.0% (19-25) at Missouri (2nd) (3/5/24)  
Shot 70% for a half (SEC) \_\_\_\_\_ 76.0% (19-25) at Missouri (2nd) (3/5/24)  
Shot 60% for a game \_\_\_\_\_ 61.9% (39-63) vs. North Alabama (11/18/24)  
Shot 60% for a game (SEC) \_\_\_\_\_ 62.1% (36-58) at Georgia (2/24/24)  
Shot less than 30% for game \_\_\_\_\_ 23.6% (13-55) at Tennessee (2/4/23)  
Shot 100% from the FT line \_\_\_\_\_ 100% (6-6) vs. Long Beach State (12/23/11)  
Shot 60% from 3-point line \_\_\_\_\_ 60.0% (12-20) vs. #11 South Carolina (2/14/24)  
Shot less than 30% in half \_\_\_\_\_ 21.9% (7-32) #6 Tennessee (1/25/25)  
Shot less than 20% in half \_\_\_\_\_ 16.7% (4-24) vs. #2 Houston (2nd) (3/18/23)  
Shot less than 10% in a half \_\_\_\_\_ 8.3% (2-24) vs. LSU (1st) (1/8/11)  
Attempted 50 free throws \_\_\_\_\_ 50 vs. #16 Alabama (2/7/24)  
Attempted 40 free throws \_\_\_\_\_ 41 vs. #22 UConn (11/24/21)  
Attempted 30 free throws in half \_\_\_\_\_ 30 vs. #12 Missouri (2nd) (1/26/21)  
Made 40 free throws \_\_\_\_\_ 40 vs. #16 Alabama (2/7/24) \*school record\*  
Made 30 free throws \_\_\_\_\_ 33 vs. #22 UConn (11/24/21)  
Made 30 free throws (SEC) \_\_\_\_\_ 40 vs. #16 Alabama (2/7/24) \*school record\*  
Made at least 10 3-point field goals \_\_\_\_\_ 11 vs. Ole Miss (2/26/25)  
Made at least 15 3-point field goals \_\_\_\_\_ 16 vs. Vermont (11/6/24)  
Failed to make 3-point field goal \_\_\_\_\_ vs. Kentucky (0-15) (1/19/13)  
Had at least 60 rebounds \_\_\_\_\_ 60 at Arkansas [OT] (2/8/22)  
Had at least 50 rebounds \_\_\_\_\_ 53 vs. Winthrop (11/15/22)  
Had less than 20 rebounds \_\_\_\_\_ 19 vs. Arkansas (3/9/23)  
Had at least 25 assists \_\_\_\_\_ 25 vs. North Alabama (11/18/24)  
Had at least 20 assists \_\_\_\_\_ 20 vs. Ole Miss (2/26/25)  
Had at least 15 steals \_\_\_\_\_ 15 at LSU (1/29/25)  
Had at least 10 blocks \_\_\_\_\_ 11 vs. Oklahoma (2/4/25)  
Had at least 15 blocks \_\_\_\_\_ 17 vs. Nicholls State (11/25/11)  
Failed to make a blocked shot \_\_\_\_\_ 0 at #2 Alabama (3/1/23)  
Had at least 25 lead changes \_\_\_\_\_ 27 at Arkansas (1/16/13)  
Scored 50 points in a half \_\_\_\_\_ 56 vs. Ole Miss (2nd) (2/26/25)  
Scored 50 points in a half (SEC) \_\_\_\_\_ 56 vs. Ole Miss (2nd) (2/26/25)  
Scored 60 points in a half \_\_\_\_\_ 66 vs. CSUN (1st) (11/15/19)  
Scored 60 points in a half (SEC) \_\_\_\_\_ 64 at Tennessee (2nd) (2/15/06)  
Scored 70 points in a half \_\_\_\_\_ 72 vs. Northwestern State (2nd) (11/27/15)  
Scored 100 points \_\_\_\_\_ 106 56 vs. Ole Miss (2/26/25)  
Scored 100 points (SEC) \_\_\_\_\_ 56 vs. Ole Miss (2/26/25)  
Scored under 20 points in 1st half \_\_\_\_\_ 19 at Tennessee (2/4/23),  
\_\_\_\_\_ vs. Northwestern (11/23/22), vs. Clemson (3/18/18)  
Scored under 20 points in 2nd half \_\_\_\_\_ 14 vs. Tulsa (11/24/14)  
Scored under 10 points in a half \_\_\_\_\_ 6 vs. LSU (1st) (1/8/11)  
Scored 35 or under points in a game \_\_\_\_\_ 35 vs. Tulsa (11/24/14)  
Scored under 50 points in game \_\_\_\_\_ 43 at Tennessee (2/4/23),  
\_\_\_\_\_ vs. Northwestern (11/23/22)  
Scored under 50 points in game (SEC) \_\_\_\_\_ 43 at Tennessee (2/4/23)

# LAST TIME INDIVIDUAL

Scored at least 30 points	Johni Broome (31) vs. Georgia (2/22/25)
Scored at least 35 points	Toney Douglas (38) vs. Nicholls State (11/24/04)
Scored at least 40 points	Wesley Person (44) vs. UAB (12/16/93)
Had two players with at least 20 points	Johni Broome (24) and Chad Baker-Mazara (22) vs. Ole Miss (2/26/25)
Had three players with at least 20 points	Samir Doughty (26), J'Von McCormick (23), Devan Cambridge (21) vs. LSU (2/8/20)
Had two players with 25 points	Bryce Brown (26), Jared Harper (25) vs. Xavier (OT) (11/19/18)
Had two players with 25 points (SEC)	Chris Denson (30), KT Harrell (26) vs. Mississippi State (2/14/14)
Scored 20 points in a half	Johni Broome (20, 2nd) at LSU (1/29/25)
Scored 20 points in 1st half	Bryce Brown (20) at Texas A&M (1/16/19)
Scored 20 points in 2nd half	Johni Broome (20, 2nd) at LSU (1/29/25)
Scored 25 points in a half	Bryce Brown (25, 2nd) vs. Kentucky (1/19/19)
A player had back-to-back 20-point games	Johni Broome (31) vs. Georgia (2/22/25); (24) vs. Ole Miss (2/26/25)
A player 3+ consecutive 20-point games	Johni Broome (21) vs. #5 Iowa State (11/25/24); (23) vs. #12 North Carolina (11/26/24); (21) vs. Memphis (11/27/24); (20) at #9 Duke (12/4/24)
A player had back-to-back 20-point SEC games	Johni Broome (31) vs. Georgia (2/22/25); (24) vs. Ole Miss (2/26/25)
A player had back-to-back 25-point SEC games	Jabari Smith (27) at Tennessee (2/26/22); (27) at Mississippi State [OT] (3/2/22)
A player had three straight 25-point SEC games	Chris Denson (29) at LSU (2/8/14); (26) vs. Kentucky (2/12/14); (30) vs. Mississippi State (2/15/14)
A player had four straight 25-point SEC games	Chris Denson (25) at South Carolina (2/5/14); (29) at LSU (2/8/14); (26) vs. Kentucky (2/12/14); (30) vs. Mississippi State (2/15/14)
A player had five straight 25-point SEC games	Keenan Carpenter (44) vs. LSU (1/8/89); (28) vs. Mississippi State (2/11/89); (33) at Florida (2/15/89); (32) at Ole Miss (2/18/89); (29) vs. Kentucky (2/20/89)
A player had back-to-back 20-point games off the bench	Jamal Johnson (21) at Arkansas (12/30/20); (20) at Texas A&M (1/2/21)
Zero players scored in double figures	at Vanderbilt (1/7/12)
Only one player scored in double figures	Jamal Johnson (18) at UCF (11/30/20)
Five players scored in double figures	Johni Broome (24), Chad Baker-Mazara (22), Chaney Johnson (13), Denver Jones (13) and Miles Kelly (13) vs. Ole Miss (2/26/25)
Five players scored in double figures (SEC)	Johni Broome (24), Chad Baker-Mazara (22), Chaney Johnson (13), Denver Jones (13) and Miles Kelly (13) vs. Ole Miss (2/26/25)
All five starters scored in double figures	Chad Baker-Mazara (18), Dylan Cardwell (10), Miles Kelly (15), Denver Jones (16) and Johni Broome (20) at #23 Ole Miss (2/1/25)
Six players scored in double figures	C. Baker-Mazara (13), J. Broome (11), D. Jones (11), M. Kelly (15), T. Pettiford (15) and J. Howard (13) vs. Richmond (12/8/24)
Six players scored in double figures (SEC)	J. Broome (19), D. Jones (16), M. Kelly (15), C. Johnson (13), T. Pettiford (13) and C. Baker-Mazara (15) at #2 Alabama (2/15/25)
Had at least 15 rebounds	Johni Broome (16) at LSU (1/29/25)
Had at least 15 rebounds (SEC)	Johni Broome (18) vs. Georgia (2/1/23)
Had at least 20 rebounds	Johni Broome (20) vs. Ohio State (12/14/24)
Had at least 25 rebounds	Rex Frederick (25) at Ole Miss (1/6/58)
Had at least 20 pts & 20 reb	Johni Broome (21 pts, 20 reb) vs. Ohio State (12/14/24)
Had at least 30 pts & 10 reb	Johni Broome (30 pts, 17 reb) vs. North Alabama (11/18/24)
Had two players with at least 10 rebounds	Johni Broome (11) and Dylan Cardwell (12) vs. #6 Florida (2/8/25)
Had at least three players with 10 rebounds	Korvotney Barber (13), Quantez Robertson (10), Lucas Hargrove (10) at Virginia (12/20/08)
Had a double-double	Johni Broome (31 pts, 14 reb) vs. Georgia (2/22/25)
Had a double-double before halftime	Johni Broome (17 pts, 14 reb) vs. Ohio State (12/14/24)
Had two straight double-doubles	Johni Broome (16 pts, 13 reb) vs. Arkansas (2/19/25); (31 pts, 14 reb) vs. Georgia (2/22/25)
Had three straight double-doubles	Johni Broome (19 pts, 14 reb) at Alabama (2/15/25); (16 pts, 13 reb) vs. Arkansas (2/19/25); (31 pts, 14 reb) vs. Georgia (2/22/25)
Had four straight double-doubles	Johni Broome (21 pts, 10 reb) vs. #5 Iowa State (11/25/24); (23 pts, 19 reb) vs. #12 North Carolina (11/26/24); (21 pts, 16 reb) vs. Memphis (11/27/24); (20 pts, 12 reb) at #9 Duke (12/4/24)
Had 5+ straight double-doubles	Johni Broome (18 pts, 12 reb) vs. Kent State (11/13/24); (30 pts, 17 reb) vs. North Alabama (11/18/24); (21 pts, 10 reb) vs. #5 Iowa State (11/25/24); (23 pts, 19 reb) vs. #12 North Carolina (11/26/24); (21 pts, 16 reb) vs. Memphis (11/27/24); (20 pts, 12 reb) at #9 Duke (12/4/24)
Had two players with a double-double	Johni Broome (20 pts, 12 reb); Dylan Cardwell (10 pts, 13 reb) at #23 Ole Miss (2/1/25)
Had a double-double with points and assists	Wendell Green Jr. (16 pts, 12 ast) at South Carolina (1/21/23)
Had a triple-double	Walker Kessler (12 pts, 11 reb, 12 blks) vs. Texas A&M (2/12/22)
Had 10 assists	Wendell Green Jr. (12) at South Carolina (1/21/23)
Had 15 assists	J'Von McCormick (16) vs. CSUN (11/15/19)
Had two players with at least five blocks	Devan Cambridge (5) and Jaylin Williams (5) at Georgia (1/13/21)
Had 10 blocks	Walker Kessler (11) vs. LSU (12/29/21)
Had five steals	Chad Baker-Mazara (5) vs. LSU (1/13/24)
Had five steals (SEC)	Chad Baker-Mazara (5) vs. LSU (1/13/24)
Made 50-straight free throws	Chad Baker-Mazara (51) (11/18/24-1/7/25) *school record*
Hit buzzer-beater shot to win a game	T.J. Dunans vs. Mercer (3-pt FG, 76-74) (12/18/16)
Played more than 40 minutes	Samir Doughty (41) vs. Alabama (OT) (2/12/20)

Opponent	PTS	FG-A	Pct.	3FG-A	Pct.	FT-A	Pct.	O-D-TOT	PF	A	TO	STL	BLK
Auburn	94	36-64	.563	16-35	.457	6-11	.545	8-35-43	15	15	9	10	7
vs. Vermont	43	15-58	.259	5-23	.217	8-11	.727	10-21-31	10	6	16	6	3
Auburn	74	27-51	.529	7-23	.304	13-19	.684	11-22-33	21	14	12	6	7
vs. #4 Houston	69	24-58	.414	5-13	.385	16-22	.727	15-18-33	20	7	10	5	3
Auburn	79	28-57	.491	6-24	.250	17-22	.773	11-30-41	12	23	6	3	6
vs. Kent State	56	20-61	.328	5-21	.238	11-15	.733	12-21-33	19	5	8	5	0
Auburn	102	39-63	.619	12-27	.444	12-17	.706	8-27-35	12	25	11	6	6
vs. North Alabama	69	27-64	.422	5-15	.333	10-11	.909	8-18-26	14	5	13	8	0
Auburn	83	28-59	.475	9-27	.333	18-22	.818	10-25-35	23	14	12	7	4
vs. #5 Iowa State	81	25-53	.472	7-18	.389	24-29	.828	5-22-27	18	12	9	9	0
Auburn	85	30-69	.435	11-30	.367	14-17	.824	11-31-42	22	15	8	2	7
vs. #12 North Carolina	72	27-62	.435	6-16	.375	12-19	.632	7-29-36	16	7	10	3	2
Auburn	90	34-60	.567	8-24	.333	14-17	.824	11-21-32	18	23	9	6	5
vs. Memphis	76	28-56	.500	6-9	.667	14-19	.737	8-18-26	17	7	11	3	0
Auburn	78	29-64	.453	10-25	.400	10-12	.833	15-24-39	20	17	8	4	3
at #9 Duke	84	29-58	.500	9-22	.409	17-27	.630	12-22-34	14	11	4	7	4
Auburn	98	33-69	.478	13-30	.433	19-27	.704	15-34-49	14	23	7	10	5
vs. Richmond	54	16-59	.271	6-30	.200	16-19	.842	10-21-31	17	8	15	7	3
Auburn	91	33-72	.458	13-30	.433	12-14	.857	16-33-49	17	18	5	4	13
vs. Ohio State	53	18-51	.353	6-16	.375	11-19	.579	5-23-28	12	7	8	5	4
Auburn	100	35-61	.574	9-25	.360	21-26	.808	10-24-34	20	19	11	11	9
vs. Georgia State	59	21-62	.339	4-22	.182	13-20	.650	17-17-34	21	7	20	7	0
Auburn	87	36-66	.545	10-26	.385	5-9	.556	12-27-39	18	24	9	7	6
vs. #16 Purdue	69	23-59	.390	8-23	.348	15-23	.652	14-20-34	9	13	12	6	1
Auburn	87	29-66	.439	8-30	.267	21-28	.750	16-30-46	15	22	7	8	7
vs. Monmouth	58	19-52	.365	5-13	.385	15-19	.789	5-22-27	19	10	11	5	3
Auburn	84	28-49	.571	10-21	.476	18-24	.750	6-23-29	21	18	16	9	9
vs. Missouri	68	21-55	.382	7-23	.304	19-26	.731	13-18-31	20	12	16	13	1
Auburn	87	29-61	.475	8-21	.381	21-25	.840	12-25-37	22	15	10	6	10
at Texas	82	26-56	.464	5-14	.357	25-30	.833	9-21-30	20	6	11	6	4
Auburn	66	26-57	.456	8-21	.381	6-12	.500	11-22-33	15	12	6	3	8
at South Carolina	63	25-61	.429	4-16	.250	9-16	.563	15-22-37	15	11	9	4	1
Auburn	88	33-60	.550	10-24	.417	12-15	.800	7-23-30	19	9	10	11	10
vs. #15 Mississippi State	66	22-63	.349	3-24	.125	19-27	.704	20-22-42	15	5	16	7	2
Auburn													

## TEAM GAME-BY-GAME | SPECIALTY STATISTICS

Opponent	P.O.T.	PAINT	2ND CH PTS	FTBRK	BENCH	DUNKS	TIME LEADING	TIME TRAILING	TIMES TIED
Auburn	25	36	9	16	47	3	38:51	00:24	0
vs. Vermont	10	18	6	2	26	2	00:24	38:51	0
Auburn	10	36	9	14	39	4	11:21	24:36	6
vs. #4 Houston	16	28	16	10	17	2	24:36	11:21	6
Auburn	12	42	9	12	31	4	39:00	00:00	0
vs. Kent State	11	26	10	2	22	1	00:00	39:00	0
Auburn	26	50	15	9	23	4	38:21	00:57	1
vs. North Alabama	11	40	8	4	28	3	00:57	38:21	1
Auburn	4	28	14	12	18	1	2:25	33:45	6
vs. #5 Iowa State	19	34	2	21	18	2	33:45	2:25	6
Auburn	15	32	12	11	21	2	39:36	00:00	0
vs. #12 North Carolina	6	36	12	15	21	4	00:00	39:36	0
Auburn	20	44	18	2	24	6	39:38	00:00	0
vs. Memphis	14	36	14	8	17	2	00:00	39:38	0
Auburn	1	34	19	0	27	2	13:51	25:42	1
at #9 Duke	13	38	20	16	33	3	25:42	13:51	1
Auburn	18	38	22	12	41	4	38:59	00:00	0
vs. Richmond	3	20	12	6	7	3	00:00	38:59	0
Auburn	11	38	19	7	30	5	38:12	00:50	1
vs. Ohio State	2	20	5	9	13	2	00:50	38:12	1
Auburn	30	52	18	18	50	8	38:53	00:00	0
vs. Georgia State	9	32	20	5	15	1	00:00	38:53	0
Auburn	23	44	18	17	30	3	38:24	00:54	2
vs. #16 Purdue	7	28	9	8	35	3	00:54	38:24	2
Auburn	20	40	15	17	31	4	31:22	6:57	4
vs. Monmouth	5	20	4	10	10	1	6:57	31:22	4
Auburn	22	30	9	13	29	2	37:15	00:21	2
vs. Missouri	15	24	9	17	47	3	00:21	37:15	2
Auburn	12	28	20	11	23	2	34:35	2:13	2
at Texas	12	28	12	9	9	2	2:13	34:35	2
Auburn	12	30	12	13	28	4	16:22	20:31	6
at South Carolina	6	42	15	0	13	2	20:31	16:22	6
Auburn	22	36	8	11	16	5	39:33	00:00	0
vs. #15 Mississippi State	10	38	24	7	17	4	00:00	39:33	0
Auburn	13	24	9	9	32	3	39:06	00:30	0
at #23 Georgia	14	34	8	7	15	1	00:30	39:06	0
Auburn	8	28	19	4	24	3	24:19	6:19	12
vs. #6 Tennessee	13	24	16	6	10	1	6:19	24:19	12
Auburn	22	40	20	18	24	5	29:28	8:39	2
at LSU	12	28	14	20	18	7	8:39	29:28	2
Auburn	16	28	17	9	13	4	33:57	4:04	1
at #23 Ole Miss	17	34	14	10	19	1	4:04	33:57	1
Auburn	22	46	16	14	38	7	38:06	00:36	3
vs. Oklahoma	9	20	8	3	35	1	00:36	38:06	3
Auburn	13	38	22	3	28	1	12:52	25:14	2
vs. #6 Florida	17	30	15	14	28	2	25:14	12:52	2
Auburn	19	40	15	1	29	5	35:34	2:23	2
at Vanderbilt	12	40	21	10	22	3	2:23	35:34	2
Auburn	3	26	8	13	42	1	39:00	00:00	2
at #2 Alabama	7	40	9	19	32	4	00:00	39:00	2
Auburn	8	30	16	5	33	2	29:30	7:28	5
vs. Arkansas	10	40	3	8	8	4	7:28	29:30	5
Auburn	11	38	17	6	8	5	38:29	00:00	0
vs. Georgia	9	26	14	10	15	4	00:00	38:29	0
Auburn	18	44	14	5	30	5	39:10	00:00	1
vs. Ole Miss	10	30	7	2	25	1	00:00	39:10	1
Auburn									
at Kentucky									
Auburn									
at Texas A&M									
Auburn									
vs. Alabama									

# 2024-25 OVERALL STATISTICS

Game Records

Record	Overall	Home	Away	Neutral
ALL GAMES	26-2	13-1	7-1	6-0
CONFERENCE	14-1	7-1	7-0	0-0
NON-CONFERENCE	12-1	6-0	0-1	6-0

Score by Periods

Team	1st	2nd	OT	TOT
Auburn	1118	1265	0	2383
Opponents	876	1040	0	1916

Team Box Score

No.	Player				Total		3-Point		F-Throw		Rebounds													
		GP-GS	MIN	AVG	FG-FGA	FG%	3FG-3FGA	3FG%	FT-FTA	FT%	OFF	DEF	TOT	AVG	PF	DQ	A	TO	BLK	STL	PTS	AVG		
4	BROOME, Johni	26-25	756:24	29.1	190-373	.509	20-67	.299	88-138	.638	98	188	286	11.0	50	1	89	34	66	18	488	18.8		
10	BAKER-MAZARA, Chad	28-25	707:33	25.3	109-231	.472	44-113	.389	94-105	.895	17	78	95	3.4	73	2	71	38	16	33	356	12.7		
2	JONES, Denver	28-28	770:30	27.5	93-211	.441	53-122	.434	68-74	.919	11	45	56	2.0	40	0	69	42	6	19	307	11.0		
13	KELLY, Miles	28-26	763:15	27.3	100-238	.420	60-154	.390	44-49	.898	13	94	107	3.8	58	0	27	20	12	27	304	10.9		
0	PETTIFORD, Tahaad	28-0	593:07	21.2	102-242	.421	50-134	.373	46-57	.807	7	47	54	1.9	69	1	80	43	3	29	300	10.7		
31	JOHNSON, Chaney	28-3	660:05	23.6	118-201	.587	13-43	.302	41-57	.719	45	99	144	5.1	76	1	45	28	25	22	290	10.4		
3	HOWARD, Jahki	16-0	174:22	10.9	28-52	.538	9-21	.429	20-30	.667	6	14	20	1.3	16	0	3	6	5	6	85	5.3		
44	CARDWELL, Dylan	28-28	548:36	19.6	64-96	.667	1-2	.500	17-52	.327	68	70	138	4.9	69	2	47	17	45	23	146	5.2		
8	HUDSON, Ja'Heim	21-0	142:42	6.8	16-36	.444	2-13	.154	3-4	.750	14	8	22	1.0	19	0	10	2	2	4	37	1.8		
1	PEGUES, JP	15-2	141:19	9.4	6-28	.214	5-23	.217	4-5	.800	4	14	18	1.2	3	0	13	3	0	4	21	1.4		
5	MOORE, Chris	28-3	293:23	10.5	12-28	.429	2-14	.143	6-8	.750	15	33	48	1.7	36	0	12	10	4	9	32	1.1		
21	MUSCHALEK, Blake	12-0	23:41	2.0	3-3	1.000	0-0	.000	2-2	1.000	1	0	1	0.1	3	0	2	2	0	1	8	0.7		
14	PATTERSON, Presley	11-0	14:23	1.3	3-5	.600	1-2	.500	0-0	.000	1	2	3	0.3	0	0	1	1	0	0	7	0.6		
7	WILLIAMS, CJ	8-0	09:36	1.2	1-2	.500	0-0	.000	0-0	.000	0	0	0	0.0	0	0	0	0	0	2	2	0.3		
22	TRAPP, Reed	1-0	01:04	1.1	0-0	.000	0-0	.000	0-0	.000	0	0	0	0.0	0	0	0	0	0	0	0	0.0		
Team											43	42	85					8						
Total		28	5600		845-1746	.484	260-708	.367	433-581	.745	343	734	1077	38.5	512	7	469	254	184	197	2383	85.1		
Opponents		28	5600		652-1619	.403	164-555	.295	448-615	.728	301	616	917	32.8	489	5	254	332	81	169	1916	68.4		

Team Statistics

	AU	OPP
Scoring	2383	1916
Points per game	85.1	68.4
Scoring margin	+16.7	-
Field goals-att	845-1746	652-1619
Field goal pct	.484	.403
3 point fg-att	260-708	164-555
3-point FG pct	.367	.295
3-pt FG made per game	9.3	5.9
Free throws-att	433-581	448-615
Free throw pct	.745	.728
F-Throws made per game	15.5	16.0
Rebounds	1077	917
Rebounds per game	38.5	32.8
Rebounding margin	+5.7	-
Assists	469	254
Assists per game	16.8	9.1
Turnovers	254	332
Turnovers per game	9.1	11.9
Turnover margin	+2.8	-
Assist/turnover ratio	1.8	0.8
Steals	197	169
Steals per game	7.0	6.0
Blocks	184	81
Blocks per game	6.6	2.9
Winning streak	5	-
Home win streak	3	-
Attendance	127694	90321
Home games-Avg/Game	14-9121	8-11290
Neutral site-Avg/Game	-	6-7059

Team Results

Date	Opponent		Score	Att.
11/06/2024	Vermont	W	94-43	9121
11/09/2024	vs Houston	W	74-69	6901
11/13/2024	Kent St.	W	79-56	9121
11/18/2024	North Ala.	W	102-69	9121
11/25/2024	vs Iowa St.	W	83-81	2400
11/26/2024	vs North Carolina	W	85-72	2400
11/27/2024	vs Memphis	W	90-76	2400
12/04/2024	at Duke	L	78-84	9314
12/08/2024	Richmond	W	98-54	9121
12/14/2024	vs Ohio St.	W	91-53	12900
12/17/2024	Georgia St.	W	100-59	9121
12/21/2024	vs Purdue	W	87-69	15355
12/30/2024	Monmouth	W	87-58	9121
01/04/2025	Missouri	W	84-68	9121
01/07/2025	at Texas	W	87-82	10516
01/11/2025	at South Carolina	W	66-63	13390
01/14/2025	Mississippi St.	W	88-66	9121
01/18/2025	at Georgia	W	70-68	10523
01/25/2025	Tennessee	W	53-51	9121
01/29/2025	at LSU	W	87-74	10098
02/01/2025	at Ole Miss	W	92-82	9974
02/04/2025	Oklahoma	W	98-70	9121
02/08/2025	Florida	L	81-90	9121
02/11/2025	at Vanderbilt	W	80-68	13032
02/15/2025	at Alabama	W	94-85	13474
02/19/2025	Arkansas	W	67-60	9121
02/22/2025	Georgia	W	82-70	9121
02/26/2025	Ole Miss	W	106-76	9121

# 2024-25 CONFERENCE STATISTICS

Game Records

Record	Overall	Home	Away	Neutral
ALL GAMES	14-1	7-1	7-0	0-0
CONFERENCE	14-1	7-1	7-0	0-0
NON-CONFERENCE	0-0	0-0	0-0	0-0

Score by Periods

Team	1st	2nd	OT	TOT
Auburn	571	664	0	1235
Opponents	475	598	0	1073

Team Box Score

No.	Player				Total		3-Point		F-Throw		Rebounds													
		GP-GS	MIN	AVG	FG-FGA	FG%	3FG-3FGA	3FG%	FT-FTA	FT%	OFF	DEF	TOT	AVG	PF	DQ	A	TO	BLK	STL	PTS	AVG		
4	BROOME, Johni	13-12	404:30	31.1	93-200	.465	9-29	.310	57-86	.663	52	85	137	10.5	25	0	45	19	32	9	252	19.4		
10	BAKER-MAZARA, Chad	15-12	412:32	27.5	59-135	.437	25-62	.403	47-55	.855	7	42	49	3.3	44	2	34	20	11	19	190	12.7		
13	KELLY, Miles	15-15	458:14	30.5	58-139	.417	32-85	.376	30-34	.882	11	62	73	4.9	37	0	15	14	5	16	178	11.9		
2	JONES, Denver	15-15	431:21	28.8	49-116	.422	25-63	.397	40-44	.909	3	27	30	2.0	25	0	36	27	5	9	163	10.9		
31	JOHNSON, Chaney	15-3	371:53	24.8	64-113	.566	8-21	.381	19-25	.760	24	48	72	4.8	46	1	17	14	15	15	155	10.3		
0	PETTIFORD, Tahaad	15-0	315:20	21.0	50-127	.394	23-70	.329	32-43	.744	5	27	32	2.1	33	0	40	21	0	16	155	10.3		
44	CARDWELL, Dylan	15-15	300:12	20.0	28-42	.667	0-1	.000	10-30	.333	41	37	78	5.2	42	2	21	8	29	13	66	4.4		
3	HOWARD, Jahki	9-0	68:34	7.6	10-17	.588	4-9	.444	7-11	.636	3	3	6	0.7	6	0	2	3	1	2	31	3.4		
8	HUDSON, Ja'Heim	13-0	83:48	6.4	8-18	.444	1-5	.200	3-4	.750	11	3	14	1.1	13	0	3	1	0	3	20	1.5		
5	MOORE, Chris	15-3	133:47	8.9	7-15	.467	1-7	.143	4-6	.667	6	16	22	1.5	14	0	4	5	1	4	19	1.3		
21	MUSCHALEK, Blake	4-0	06:50	1.7	1-1	1.000	0-0	.000	2-2	1.000	1	0	1	0.3	1	0	0	2	0	1	4	1.0		
14	PATTERSON, Presley	3-0	03:50	1.3	1-2	.500	0-0	.000	0-0	.000	0	0	0	0.0	0	0	0	0	0	0	2	0.7		
1	PEGUES, JP	2-0	04:14	2.1	0-0	.000	0-0	.000	0-0	.000	0	0	0	0.0	0	0	0	0	0	0	0	0.0		
22	TRAPP, Reed	1-0	01:04	1.1	0-0	.000	0-0	.000	0-0	.000	0	0	0	0.0	0	0	0	0	0	0	0	0.0		
7	WILLIAMS, CJ	3-0	03:50	1.3	0-0	.000	0-0	.000	0-0	.000	0	0	0	0.0	0	0	0	0	0	1	0	0.0		
Team											25	21	46					6						
Total		15	3000		428-925	.463	128-352	.364	251-340	.738	189	371	560	37.3	286	5	217	140	99	108	1235	82.3		
Opponents		15	3000		360-866	.416	87-314	.277	266-362	.735	173	344	517	34.5	284	3	149	185	58	93	1073	71.5		

Team Statistics

	AU	OPP
Scoring	1235	1073
Points per game	82.3	71.5
Scoring margin	+10.8	-
Field goals-att	428-925	360-866
Field goal pct	.463	.416
3 point fg-att	128-352	87-314
3-point FG pct	.364	.277
3-pt FG made per game	8.5	5.8
Free throws-att	251-340	266-362
Free throw pct	.738	.735
F-Throws made per game	16.7	17.7
Rebounds	560	517
Rebounds per game	37.3	34.5
Rebounding margin	+2.9	-
Assists	217	149
Assists per game	14.5	9.9
Turnovers	140	185
Turnovers per game	9.3	12.3
Turnover margin	+3.0	-
Assist/turnover ratio	1.6	0.8
Steals	108	93
Steals per game	7.2	6.2
Blocks	99	58
Blocks per game	6.6	3.9
Winning streak	5	-
Home win streak	3	-
Attendance	72968	81007
Home games-Avg/Game	8-9121	7-11572
Neutral site-Avg/Game	-	0-0

Team Results

Date	Opponent		Score	Att.
01/04/2025	Missouri	W	84-68	9121
01/07/2025	at Texas	W	87-82	10516
01/11/2025	at South Carolina	W	66-63	13390
01/14/2025	Mississippi St.	W	88-66	9121
01/18/2025	at Georgia	W	70-68	10523
01/25/2025	Tennessee	W	53-51	9121
01/29/2025	at LSU	W	87-74	10098
02/01/2025	at Ole Miss	W	92-82	9974
02/04/2025	Oklahoma	W	98-70	9121
02/08/2025	Florida	L	81-90	9121
02/11/2025	at Vanderbilt	W	80-68	13032
02/15/2025	at Alabama	W	94-85	13474
02/19/2025	Arkansas	W	67-60	9121
02/22/2025	Georgia	W	82-70	9121
02/26/2025	Ole Miss	W	106-76	9121



TAHAAD PETTIFORD

G | 6-1 | 175 | Fr.  
Jersey City, N.J.

(Hudson Catholic Regional HS)



SEASON SUPERLATIVES

**Points:** 24 at Georgia (1/18/25)  
**Field Goals Made:** 8 at Duke (12/4/24)  
**Field Goals Attempted:** 15 at Duke (12/4/24)  
**3-Point Field Goals Made:** 5 at Georgia (1/18/25), vs. Houston (11/9/24)  
**3-Point Field Goals Attempted:** 8 (four times)  
**Free Throws Made:** 5 at Georgia (1/18/25), at South Carolina (1/11/25)  
**Free Throws Attempted:** 8 at Georgia (1/18/25)  
**Rebounds:** 4 vs. Oklahoma (2/4/25), vs. Ohio State (12/14/24)  
**Assists:** 6 vs. Ole Miss (2/26/25)  
**Blocks:** 1 (four times)  
**Steals:** 4 vs. Mississippi State (1/14/25)  
**Minutes Played:** 27 vs. Monmouth (12/30/24)  
**Double-Figure Games:** 15  
**20-Point Games:** 3  
**10-Rebound Games:** None  
**5-Steal Games:** None  
**Double-Doubles:** None  
**Dunks:** 4

CAREER SUPERLATIVES

**Points:** 24 at Georgia (1/18/25)  
**Field Goals Made:** 8 at Duke (12/4/24)  
**Field Goals Attempted:** 15 at Duke (12/4/24)  
**3-Point Field Goals Made:** 5 at Georgia (1/18/25), vs. Houston (11/9/24)  
**3-Point Field Goals Attempted:** 8 (four times)  
**Free Throws Made:** 5 at Georgia (1/18/25), at South Carolina (1/11/25)  
**Free Throws Attempted:** 8 at Georgia (1/18/25)  
**Rebounds:** 4 vs. Oklahoma (2/4/25), vs. Ohio State (12/14/24)  
**Assists:** 6 vs. Ole Miss (2/26/25)  
**Blocks:** 1 (four times)  
**Steals:** 4 vs. Mississippi State (1/14/25)  
**Minutes Played:** 27 vs. Monmouth (12/30/24)  
**Double-Figure Games:** 15  
**20-Point Games:** 3  
**10-Rebound Games:** None  
**5-Steal Games:** None  
**Double-Doubles:** None  
**Dunks:** 4

CAREER HONORS

- 2024 McDonald’s High School All-American
- 2024 Jordan Brand Classic Boys National Team

2024-25 GAME-BY-GAME STATISTICS

Opponent	GS	Min.	FG-A	3FG-A	FT-A	O-D-T	PF	A	TO	BLK	STL	PTS
Vermont	19	0-4	0-2	0-0	0-1-1	5	4	2	0	2	0	
vs. Houston	24	7-12	5-8	2-2	1-2-3	3	3	0	0	0	21	
Kent State	23	3-6	1-4	2-2	0-1-1	4	4	2	0	0	9	
North Alabama	20	2-8	1-4	2-2	0-0-0	1	3	1	0	2	7	
vs. Iowa State	19	5-10	2-5	2-2	0-2-2	2	1	1	0	1	14	
vs. North Carolina	20	4-10	2-5	0-0	0-2-2	2	3	1	0	1	10	
vs. Memphis	13	2-5	1-3	1-1	0-0-0	3	1	1	0	1	6	
at Duke	18	8-15	4-8	0-0	0-1-1	4	3	1	0	1	20	
Richmond	22	4-8	4-8	3-3	0-3-3	2	3	2	1	1	15	
vs. Ohio State	24	3-8	3-4	0-0	0-4-4	2	5	2	0	1	9	
Georgia State	26	3-8	1-4	0-0	0-1-1	3	0	2	0	2	7	
vs. Purdue	23	7-12	2-4	2-2	1-2-3	2	5	4	1	0	18	
Monmouth	27	4-9	1-5	0-0	0-1-1	3	5	3	1	1	9	
Missouri	19	3-8	2-5	2-3	0-0-0	3	2	4	0	1	10	
at Texas	17	3-7	1-2	3-3	0-3-3	3	0	1	0	1	10	
at South Carolina	22	4-9	2-5	5-6	1-1-2	0	2	1	0	0	15	
Mississippi State	21	5-11	2-6	0-0	0-0-0	2	3	1	0	4	12	
at Georgia	22	7-13	5-7	5-8	0-3-3	2	2	2	0	2	24	
Tennessee	14	3-9	0-4	2-3	1-1-2	2	1	1	0	3	8	
at LSU	23	4-12	1-5	1-2	2-1-3	2	2	0	0	0	10	
at Ole Miss	24	3-7	1-3	2-2	0-1-1	2	5	3	1	0	9	
Oklahoma	22	3-8	3-8	2-2	0-4-4	4	3	0	0	0	11	
Florida	25	4-11	2-5	4-5	0-2-2	0	3	1	0	1	14	
at Vanderbilt	25	3-6	2-5	1-1	0-3-3	3	2	1	0	1	9	
at Alabama	23	5-10	1-5	2-3	0-1-1	1	0	2	0	0	13	
Arkansas	17	1-4	1-4	1-2	0-2-2	4	4	1	0	0	4	
Georgia	21	0-7	0-4	2-2	1-1-2	3	5	2	0	1	2	
Ole Miss	18	2-5	0-2	0-1	0-4-4	2	6	1	0	1	4	
at Kentucky												
at Texas A&M												
Alabama												

PETTIFORD'S CAREER STATISTICS

				Field Goals		3-Point		F-Throws		Rebounds									Scoring	
SEASON	TEAM	GP-GS	MIN/AVG	FG-FGA	FG%	3FG-3FGA	3FG%	FT-FTA	FT%	OFF	DEF	TOT	AVG	PF-FO	A	TO	BLK	STL	PTS	AVG
2024-25	AU	28-0	593/21.2	102-242	.421	50-134	.373	46-57	.807	7	47	54	1.9	69-1	80	43	3	29	300	10.7
TOTAL		28-0	593/21.2	102-242	.421	50-134	.373	46-57	.807	7	47	54	1.9	69-1	80	43	3	29	300	10.7

1

JP PEGUES  
G | 6-2 | 180 | Sr.  
Nashville, Tenn.  
(Furman)



SEASON SUPERLATIVES

**Points:** 8 vs. Vermont (11/6/24)  
**Field Goals Made:** 3 vs. Vermont (11/6/24)  
**Field Goals Attempted:** 5 vs. Memphis (11/27/24)  
**3-Point Field Goals Made:** 2 vs. Vermont (11/6/24)  
**3-Point Field Goals Attempted:** 5 vs. Memphis (11/27/24)  
**Free Throws Made:** 2 vs. Kent State (11/13/24), vs. Houston (11/9/24)  
**Free Throws Attempted:** 2 vs. Kent State (11/13/24), vs. Houston (11/9/24)  
**Rebounds:** 4 vs. Vermont (11/6/24)  
**Assists:** 3 vs. Kent State (11/13/24)  
**Blocks:** None  
**Steals:** 2 vs. Vermont (11/6/24)  
**Minutes Played:** 19 vs. Kent State (11/13/24), vs. Vermont (11/6/24)  
**Double-Figure Games:** None  
**20-Point Games:** None  
**10-Rebound Games:** None  
**5-Steal Games:** None  
**Double-Doubles:** None  
**Dunks:** None

CAREER SUPERLATIVES

**Points:** 35 at Western Carolina (2/28/24)  
**Field Goals Made:** 10 at Western Carolina (2/28/24)  
**Field Goals Attempted:** 22 at Western Carolina (2/28/24)  
**3-Point Field Goals Made:** 7 at Tulane (12/14/23)  
**3-Point Field Goals Attempted:** 15 at Tulane (12/14/23)  
**Free Throws Made:** 11 vs. Samford (3/10/24)  
**Free Throws Attempted:** 14 vs. Samford (3/10/24)  
**Rebounds:** 11 at Chattanooga (1/6/24)  
**Assists:** 12 vs. Bob Jones (12/9/23)  
**Blocks:** 2 vs. Samford (3/10/24), vs. The Citadel (2/2/22)  
**Steals:** 4 vs. Bob Jones (12/9/23)  
**Minutes Played:** 48 at Tulane (12/14/23)  
**Double-Figure Games:** 54  
**30-Point Games:** 2  
**20-Point Games:** 19  
**10-Assist Games:** 1  
**10-Rebound Games:** 1  
**Double-Doubles:** 2  
**Dunks:** 7

CAREER HONORS

- 2023-24 NABC All-District 21 First Team
- 2023-24 All-Southern Conference First Team
- Two-Time Southern Conference All-Tournament Team (2022-23 and 2023-24)
- 2023-24 Preseason All-Southern Conference
- 2022-23 Southern Conference Tournament Most Valuable Player
- SoCon Player of the Week (Feb. 26, 2024)

2024-25 GAME-BY-GAME STATISTICS


Opponent	GS	Min.	FG-A	3FG-A	FT-A	O-D-T	PF	A	TO	BLK	STL	PTS
Vermont	*	19	3-3	2-2	0-0	1-3-4	0	1	0	0	2	8
vs. Houston	*	14	0-2	0-1	2-2	0-0-0	0	0	0	0	1	2
Kent State		19	0-4	0-3	2-2	0-0-0	1	3	0	0	0	2
North Alabama		15	1-3	1-3	0-0	0-3-3	0	1	0	0	0	3
vs. Iowa State		13	0-0	0-0	0-1	0-1-1	0	0	1	0	0	0
vs. North Carolina		12	0-2	0-2	0-0	0-1-1	1	1	0	0	0	0
vs. Memphis		18	1-5	1-5	0-0	1-1-2	0	1	1	0	1	3
at Duke		4	0-2	0-1	0-0	1-1-2	0	1	0	0	0	0
Richmond		4	0-3	0-2	0-0	0-1-1	0	1	0	0	0	0
vs. Ohio State		8	0-1	0-1	0-0	0-0-2	1	2	0	0	0	0
Georgia State		3	1-1	1-1	0-0	0-0-0	0	2	0	0	0	3
vs. Purdue		2	0-1	0-1	0-0	0-0-0	0	0	0	0	0	0
Monmouth		5	0-1	0-1	0-0	1-1-2	0	0	1	0	0	0
Missouri		DNP										
at Texas		DNP										
at South Carolina		DNP										
Mississippi State		DNP										
at Georgia		DNP										
Tennessee		DNP										
at LSU		3	0-0	0-0	0-0	0-0-0	0	0	0	0	0	0
at Ole Miss		DNP										
Oklahoma		DNP										
Florida		DNP										
at Vanderbilt		DNP										
at Alabama		DNP										
Arkansas		DNP										
Georgia		DNP										
Ole Miss		2	0-0	0-0	0-0	0-0-0	0	0	0	0	0	0
at Kentucky												
at Texas A&M												
Alabama												

PEGUES' CAREER STATISTICS

				Field Goals		3-Point		F-Throws		Rebounds									Scoring	
SEASON	TEAM	GP-GS	MIN/AVG	FG-FGA	FG%	3FG-3FGA	3FG%	FT-FTA	FT%	OFF	DEF	TOT	AVG	PF-FO	A	TO	BLK	STL	PTS	AVG
2021-22	Furman	29-0	365/12.6	34-79	.430	19-53	.358	10-10	1.000	8	33	41	1.4	24-0	31	19	6	7	97	3.3
2022-23	Furman	36-36	1142/31.7	147-357	.412	68-198	.343	68-98	.694	12	120	132	3.7	59-0	140	66	6	21	430	11.9
2023-24	Furman	30-30	1022/34.1	172-410	.420	83-229	.362	126-144	.875	20	109	129	4.3	52-0	144	62	6	35	553	18.4
2024-25	AU	15-2	141/9.4	6-28	.214	5-23	.217	4-5	.800	4	14	18	1.2	3-0	13	3	0	4	21	1.4
TOTAL FOR AU		15-2	141/9.4	6-28	.214	5-23	.217	4-5	.800	4	14	18	1.2	3-0	13	3	0	4	21	1.4
TOTAL		110-68	2671/24.3	359-874	.411	175-503	.348	208-257	.809	44	276	320	2.9	138-0	328	150	18	67	1101	10.0

2

DENVER JONES  
G | 6-4 | 205 | Sr.  
New Market, Ala.  
(FIU)



SEASON SUPERLATIVES

**Points:** 21 at Vanderbilt (2/11/25)  
**Field Goals Made:** 7 at Vanderbilt (2/11/25)  
**Field Goals Attempted:** 11 at Ole Miss (2/1/25)  
**3-Point Field Goals Made:**  
5 at Vanderbilt (2/11/25), vs. Georgia State (12/17/24)  
**3-Point Field Goals Attempted:** 8 vs. Richmond (12/8/24)  
**Free Throws Made:** 6 (three times)  
**Free Throws Attempted:** 6 (four times)  
**Rebounds:** 7 vs. Florida (2/8/25)  
**Assists:** 9 vs. North Alabama (11/18/24)  
**Blocks:** 2 at Texas (1/7/25)  
**Steals:** 4 at LSU (1/29/25)  
**Minutes Played:** 35 at Ole Miss (2/1/25)  
**Double-Figure Games:** 18  
**20-Point Games:** 1  
**10-Rebound Games:** None  
**5-Steal Games:** None  
**Double-Doubles:** None  
**Dunks:** 1

CAREER SUPERLATIVES

**Points:** 30 at Rice (3/4/23)  
**Field Goals Made:** 10 (three times)  
**Field Goals Attempted:** 23 vs. Louisiana Tech (3/8/23)  
**3-Point Field Goals Made:** 7 vs. Georgia (3/9/24), vs. Southern Miss (2/3/22)  
**3-Point Field Goals Attempted:** 11 at UTSA (1/21/23)  
**Free Throws Made:** 11 vs. UAB (1/7/23)  
**Free Throws Attempted:** 12 vs. Rice (2/19/22)  
**Rebounds:** 13 at Eastern Michigan (12/11/21)  
**Assists:** 9 vs. North Alabama (11/18/24)  
**Blocks:** 2 at Texas (1/7/25)  
**Steals:** 4 (seven times)  
**Minutes Played:** 47 at Eastern Michigan (12/11/21)  
**Double-Figure Games:** 80  
**30-Point Games:** 1  
**20-Point Games:** 21  
**10-Rebound Games:** 1  
**Double-Doubles:** 1  
**Dunks:** 13

CAREER HONORS

- USBWA Oscar Robertson National Player of the Week (Feb. 18, 2024)
- SEC Player of the Week (Feb. 17, 2024)
- Tied for 8th all-time in single-season FT percentage (.863 in 2023-24)
- 2023-24 NABC Honors Court
- 2022-23 All-Conference USA First Team
- Conference USA Freshman of the Week (Dec. 13, 2021)
- 2020-21 Jayhawk Conference Freshman of the Year
- 2020-21 NJCAA All-Region 6 Second Team
- 2020-21 All-Jayhawk Conference First Team

2024-25 GAME-BY-GAME STATISTICS

Opponent	GS	Min.	FG-A	3FG-A	FT-A	O-D-T	PF	A	TO	BLK	STL	PTS
Vermont	*	16	5-6	2-3	4-4	1-1-2	0	2	1	0	1	16
vs. Houston	*	27	1-3	0-2	2-2	1-0-1	0	3	1	0	1	4
Kent State	*	24	3-8	2-7	4-4	1-2-3	0	2	0	1	1	12
North Alabama	*	28	4-6	3-5	2-2	0-1-1	2	9	4	0	2	13
vs. Iowa State	*	30	3-10	0-3	6-6	1-2-3	3	2	1	0	0	12
vs. North Carolina	*	30	2-9	2-5	4-6	0-0-0	4	3	3	0	2	10
vs. Memphis	*	31	3-9	1-4	4-4	1-2-3	1	2	0	0	0	11
at Duke	*	28	0-4	0-1	0-0	1-2-3	0	4	1	0	0	0
Richmond	*	26	3-10	3-8	2-2	1-4-5	0	0	0	0	1	11
vs. Ohio State	*	26	5-6	4-5	0-0	0-1-1	0	1	2	0	0	14
Georgia State	*	22	6-9	5-7	0-0	0-0-0	2	0	1	0	1	17
vs. Purdue	*	27	6-10	3-6	0-0	0-1-1	2	4	1	0	0	15
Monmouth	*	25	3-5	3-3	0-0	1-2-3	1	1	0	0	1	9
Missouri	*	28	3-7	2-6	2-2	0-1-1	1	7	2	0	0	10
at Texas	*	33	3-6	1-3	3-4	0-2-2	3	4	1	2	0	10
at South Carolina	*	24	2-6	0-1	0-0	1-2-3	1	3	2	1	0	4
Mississippi State	*	28	3-8	1-5	6-6	0-1-1	1	3	0	1	2	13
at Georgia	*	27	3-8	1-4	1-2	1-0-1	3	0	3	0	0	8
Tennessee	*	32	0-8	0-5	2-2	0-3-3	1	2	4	0	0	2
at LSU	*	26	3-9	1-4	2-2	0-3-3	2	3	1	0	4	9
at Ole Miss	*	35	5-11	4-7	2-2	0-1-1	2	4	4	0	1	16
Oklahoma	*	27	4-4	3-3	2-2	0-3-0	0	4	1	0	1	13
Florida	*	30	0-4	0-1	2-4	0-7-7	1	1	3	0	1	2
at Vanderbilt	*	28	7-10	5-7	2-2	0-1-1	1	0	4	0	0	21
at Alabama	*	31	5-9	3-5	3-3	0-1-1	3	0	0	1	0	16
Arkansas	*	31	3-9	1-3	2-2	1-2-3	0	1	1	0	0	9
Georgia	*	23	5-9	1-4	6-6	0-0-0	4	1	1	0	0	17
Ole Miss	*	29	3-8	2-5	5-5	0-0-0	2	3	0	0	0	13
at Kentucky												
at Texas A&M												
Alabama												

JONES' CAREER STATISTICS

				Field Goals		3-Point		F-Throws		Rebounds								Scoring		
SEASON	TEAM	GP-GS	MIN/AVG	FG-FGA	FG%	3FG-3FGA	3FG%	FT-FTA	FT%	OFF	DEF	TOT	AVG	PF-FO	A	TO	BLK	STL	PTS	AVG
2021-22	FIU	31-7	832/26.8	114-294	.388	49-142	.345	112-125	.896	22	93	115	3.7	45-0	71	52	2	28	389	12.5
2022-23	FIU	28-28	935/33.4	187-391	.478	59-159	.371	131-155	.845	25	82	107	3.8	45-1	56	90	1	49	564	20.1
2023-24	AU	35-33	766/21.9	99-224	.442	51-122	.418	69-80	.863	19	49	68	1.9	42-0	47	31	3	25	318	9.1
2024-25	AU	28-28	771/27.5	93-211	.441	53-122	.434	68-74	.919	11	45	56	2.0	40-0	69	42	6	19	307	11.0
TOTAL FOR AU		63-61	1537/24.4	192-435	.441	104-244	.426	137-154	.890	30	94	124	2.0	82-0	116	73	9	44	625	9.9
TOTAL		122-96	3304/27.1	493-1120	.440	212-545	.389	380-434	.876	77	269	346	2.8	172-1	243	215	12	121	1578	12.9

3

JAHKI HOWARD

F | 6-6 | 185 | Fr.  
Boston, Mass.  
(Overtime Elite)



SEASON SUPERLATIVES

**Points:** 13 vs. Richmond (12/8/24)  
**Field Goals Made:** 5 vs. Richmond (12/8/24)  
**Field Goals Attempted:** 9 vs. Richmond (12/8/24)  
**3-Point Field Goals Made:** 2 vs. vs. Ole Miss (2/26/25) vs. Ohio State (12/14/24)  
**3-Point Field Goals Attempted:** 3 vs. Monmouth (12/30/24)  
**Free Throws Made:** 4 vs. Oklahoma (2/4/25), vs. Georgia State (12/17/24)  
**Free Throws Attempted:** 5 vs. Oklahoma (2/4/25)  
**Rebounds:** 4 (three times)  
**Assists:** 1 (three times)  
**Blocks:** 2 vs. Georgia State (12/17/24)  
**Steals:** 2 vs. Georgia State (12/17/24)  
**Minutes Played:** 21 vs. Richmond (12/8/24)  
**Double-Figure Games:** 2  
**20-Point Games:** None  
**10-Rebound Games:** None  
**5-Steal Games:** None  
**Double-Doubles:** None  
**Dunks:** 9

CAREER SUPERLATIVES

**Points:** 13 vs. Richmond (12/8/24)  
**Field Goals Made:** 5 vs. Richmond (12/8/24)  
**Field Goals Attempted:** 9 vs. Richmond (12/8/24)  
**3-Point Field Goals Made:** 2 vs. Ole Miss (2/26/25), vs. Ohio State (12/14/24)  
**3-Point Field Goals Attempted:** 3 vs. Monmouth (12/30/24)  
**Free Throws Made:** 4 vs. Oklahoma (2/4/25), vs. Georgia State (12/17/24)  
**Free Throws Attempted:** 5 vs. Oklahoma (2/4/25)  
**Rebounds:** 4 (three times)  
**Assists:** 1 (three times)  
**Blocks:** 2 vs. Georgia State (12/17/24)  
**Steals:** 2 vs. Georgia State (12/17/24)  
**Minutes Played:** 21 vs. Richmond (12/8/24)  
**Double-Figure Games:** 2  
**20-Point Games:** None  
**10-Rebound Games:** None  
**5-Steal Games:** None  
**Double-Doubles:** None  
**Dunks:** 9

CAREER HONORS

• 2024 King’s Hawaiian National Slam Dunk Champion

2024-25 GAME-BY-GAME STATISTICS


Opponent	GS	Min.	FG-A	3FG-A	FT-A	O-D-T	PF	A	TO	BLK	STL	PTS
Vermont		20	3-5	0-1	1-4	1-3-4	3	0	0	1	1	7
vs. Houston		DNP										
Kent State		DNP										
North Alabama		DNP										
vs. Iowa State		DNP										
vs. North Carolina		DNP										
vs. Memphis		2	1-1	0-0	2-2	0-0-0	1	0	0	0	0	4
at Duke		DNP										
Richmond		21	5-9	1-2	2-4	2-2-4	3	0	0	0	0	13
vs. Ohio State		13	3-4	2-2	3-3	0-0-0	0	0	1	1	0	11
Georgia State		14	1-3	1-2	4-4	0-2-2	0	0	1	2	2	7
vs. Purdue		20	2-5	1-2	1-2	0-4-4	1	0	0	0	0	6
Monmouth		17	3-8	0-3	0-0	0-0-0	2	1	1	0	1	6
Missouri		11	1-1	1-1	1-2	1-0-1	2	1	2	0	0	4
at Texas		10	3-4	0-1	0-0	1-0-1	0	0	0	0	1	6
at South Carolina		7	1-1	1-1	1-2	0-0-0	0	0	0	0	0	4
Mississippi State		14	1-3	0-2	0-0	0-0-0	2	0	1	1	0	2
at Georgia		10	1-2	0-1	1-2	0-1-1	1	0	0	0	1	3
Tennessee		5	0-0	0-0	0-0	0-0-0	0	1	0	0	0	0
at LSU		DNP										
at Ole Miss		DNP										
Oklahoma		4	1-3	0-1	4-5	1-1-2	0	0	0	0	0	6
Florida		DNP										
at Vanderbilt		DNP										
at Alabama		1	0-0	0-0	0-0	0-0-0	0	0	0	0	0	0
Arkansas		DNP										
Georgia		DNP										
Ole Miss		6	2-3	2-2	0-0	0-1-1	1	0	0	0	0	6
at Kentucky												
at Texas A&M												
Alabama												

HOWARD’S CAREER STATISTICS

				Field Goals		3-Point		F-Throws		Rebounds									Scoring	
SEASON	TEAM	GP-GS	MIN/AVG	FG-FGA	FG%	3FG-3FGA	3FG%	FT-FTA	FT%	OFF	DEF	TOT	AVG	PF-FO	A	TO	BLK	STL	PTS	AVG
2024-25	AU	16-0	174/10.9	28-52	.538	9-21	.429	20-30	.667	6	14	20	1.3	16-0	3	6	5	6	85	5.3
TOTAL		16-0	174/10.9	28-52	.538	9-21	.429	20-30	.667	6	14	20	1.3	16-0	3	6	5	6	85	5.3

4

JOHNI BROOME  
F/C | 6-10 | 240 | Sr.  
Plant City, Fla.  
(Morehead State)



SEASON SUPERLATIVES

**Points:** 31 vs. Georgia (2/22/25)  
**Field Goals Made:** 13 vs. North Alabama (11/18/24)  
**Field Goals Attempted:** 23 at LSU (1/29/25)  
**3-Point Field Goals Made:** 2 (six times)  
**3-Point Field Goals Attempted:**  
5 vs. Iowa State (11/25/24), vs. Vermont (11/6/24)  
**Free Throws Made:** 10 vs. Ole Miss (2/26/25)  
**Free Throws Attempted:** 12 vs. Ole Miss (2/26/25)  
**Rebounds:** 20 vs. Ohio State (12/14/24)  
**Assists:** 6 (six times)  
**Blocks:** 5 vs. Houston (11/9/24)  
**Steals:** 3 vs. Oklahoma (2/4/25)  
**Minutes Played:** 37 at Duke (12/4/24)  
**Double-Figure Games:** 24  
**30-Point Games:** 2  
**20-Point Games:** 13  
**10-Rebound Games:** 17  
**5-Steal Games:** None  
**Double-Doubles:** 17  
**Dunks:** 23

CAREER SUPERLATIVES

**Points:** 32 vs. Murray State (3/5/22)  
**Field Goals Made:** 13 vs. Murray State (3/5/22)  
**Field Goals Attempted:** 23 at LSU (1/29/25)  
**3-Point Field Goals Made:** 4 vs. South Carolina (2/14/24)  
**3-Point Field Goals Attempted:** 5 (six times)  
**Free Throws Made:** 10 vs. Ole Miss (2/26/25)  
**Free Throws Attempted:** 16 vs. Houston (3/18/23)  
**Rebounds:** 20 vs. Ohio State (12/14/24)  
**Assists:** 7 at Ole Miss (2/3/24)  
**Blocks:** 12 vs. UT Martin (2/16/22)  
**Steals:** 4 vs. Colgate (12/2/22)  
**Minutes Played:** 37 at Duke (12/4/24), at Murray State (1/29/22)  
**Double-Figure Games:** 140  
**30-Point Games:** 4  
**20-Point Games:** 44  
**10-Rebound Games:** 77  
**Double-Doubles:** 77  
**Dunks:** 119

CAREER HONORS

- 2025 John R. Wooden Player of the Year Award Top 20 Late Midseason Watch List
- 2025 Naismith Defensive Player of the Year Award Watch List
- 2025 Midseason Top 10 Karl Malone Power Forward of the Year Award List
- 2024 Maui Invitational and Mattress Firm Battleground 2k24 MVP
- Six-Time SEC Player of the Week (2/5/24, 2/11/24, 12/2/24, 12/16/24, 1/27/25, 2/3/25)
- Jersey Mike's Naismith Trophy Player of the Week (Feb. 3, 2025)
- Ranks 12th all-time in career scoring (1,507)
- Ranks third all-time in career blocked shots (220)
- Preseason Naismith and NABC Division I Player of the Year Candidate
- Preseason Associated Press All-America First Team
- Preseason All-SEC First Team (media and coaches)
- Associated Press All-America Third Team
- NABC Division I All-America Third Team
- USBWA All-America Third Team
- The Sporting News All-America Third Team
- NABC All-District 20 First Team
- 2024 SEC Tournament Most Valuable Player and 2024 SEC All-Tournament Team
- 2024 All-SEC First Team and 2024 SEC All-Defensive Team
- Two-Time Oscar Robertson National POTW (Feb. 5, 2024 and Dec. 3, 2024)

2024-25 GAME-BY-GAME STATISTICS

Opponent	GS	Min.	FG-A	3FG-A	FT-A	O-D-T	PF	A	TO	BLK	STL	PTS
Vermont	*	22	5-11	2-5	0-0	2-5-7	1	2	1	2	1	12
vs. Houston	*	33	10-15	0-4	0-4	4-5-9	4	3	4	5	2	20
Kent State	*	28	8-12	0-2	2-3	2-10-12	3	4	0	3	0	18
North Alabama	*	26	13-17	1-2	3-5	3-14-17	1	1	1	3	0	30
vs. Iowa State	*	36	7-13	2-5	5-6	3-7-10	2	2	1	2	2	21
vs. North Carolina	*	34	9-18	2-4	3-4	6-13-19	1	5	2	3	0	23
vs. Memphis	*	32	8-15	2-4	3-4	4-12-16	3	6	1	4	1	21
at Duke	*	37	8-18	0-3	4-6	5-7-12	5	3	2	1	0	20
Richmond	*	23	5-10	0-2	1-4	1-4-5	1	6	2	2	0	11
vs. Ohio State	*	26	9-18	1-3	2-3	7-13-20	1	6	0	3	1	21
Georgia State	*	2	1-3	0-0	0-0	0-0-0	0	0	0	2	0	2
vs. Purdue	*	30	10-15	1-2	2-3	5-6-11	2	2	1	1	1	23
Monmouth	*	22	4-8	0-2	6-10	4-7-11	1	4	0	3	1	14
Missouri	*	28	9-13	1-2	5-8	0-7-7	4	2	2	4	1	24
at Texas	*	36	7-15	0-1	6-7	4-8-12	3	5	1	3	2	20
at South Carolina	*	24	3-11	0-1	0-1	0-3-3	1	1	0	2	1	6
Mississippi State	DNP											
at Georgia	DNP											
Tennessee		33	7-20	1-3	1-3	8-6-14	1	2	1	4	0	16
at LSU	*	33	10-23	0-2	6-7	11-5-16	2	0	2	3	1	26
at Ole Miss	*	32	7-14	2-2	4-7	6-6-12	3	4	3	2	0	20
Oklahoma	*	26	4-8	0-1	7-9	0-5-5	1	6	3	3	3	15
Florida	*	30	8-19	1-3	1-2	6-5-11	2	6	1	2	0	18
at Vanderbilt	*	30	6-16	0-3	5-8	1-6-7	1	2	0	3	0	17
at Alabama	*	33	7-16	2-4	3-9	3-11-14	3	6	2	2	1	19
Arkansas	*	32	7-15	0-3	2-2	4-9-13	2	3	2	0	0	16
Georgia	*	36	11-18	2-3	7-11	6-8-14	1	4	1	2	0	31
Ole Miss	*	31	7-12	0-1	10-12	3-6-9	1	4	1	2	0	24
at Kentucky												
at Texas A&M												
Alabama												

BROOME'S CAREER STATISTICS

				Field Goals		3-Point		F-Throws		Rebounds									Scoring	
SEASON	TEAM	GP-GS	MIN/AVG	FG-FGA	FG%	3FG-3FGA	3FG%	FT-FTA	FT%	OFF	DEF	TOT	AVG	PF-FO	A	TO	BLK	STL	PTS	AVG
2020-21	More	30-27	776/25.9	172-302	.570	0-0	.000	68-110	.618	91	179	270	9.0	61-0	20	57	56	18	412	13.7
2021-22	More	34-34	961/28.3	244-440	.555	0-5	.000	84-132	.636	112	246	358	10.5	84-1	41	81	131	24	572	16.8
2022-23	AU	33-33	875/26.5	194-368	.527	9-31	.290	70-125	.560	96	181	277	8.4	99-4	44	57	78	29	467	14.2
2023-24	AU	35-34	868/24.8	218-398	.548	28-79	.354	112-182	.615	86	213	299	8.5	84-2	77	56	78	31	576	16.5
2024-25	AU	26-25	756/29.1	190-373	.509	20-67	.299	88-138	.638	98	188	286	11.0	50-1	89	34	66	18	488	18.8
TOTAL FOR AU		94-92	2499/26.6	602-1139	.529	57-177	.322	270-445	.607	280	582	862	9.2	233-7	210	147	222	78	1531	16.3
TOTAL		158-153	4236/26.8	1018-1881	.541	57-182	.313	422-687	.614	483	1007	1490	9.4	378-8	271	285	409	120	2515	15.9

5

CHRIS MOORE  
F | 6-6 | 220 | Gr.  
West Memphis, Ark.  
(West Memphis HS)



SEASON SUPERLATIVES

**Points:** 6 vs. Oklahoma (2/4/25)  
**Field Goals Made:** 2 at Vanderbilt (2/11/25), vs. Oklahoma (2/4/25)  
**Field Goals Attempted:** 3 (three times)  
**3-Point Field Goals Made:** 1 at Texas (1/7/25), vs. Georgia State (12/17/14)  
**3-Point Field Goals Attempted:** 3 at Alabama (2/15/25)  
**Free Throws Made:** 2 vs. Oklahoma (2/4/25), vs. Richmond (12/8/24)  
**Free Throws Attempted:** 2 (three times)  
**Rebounds:** 5 at LSU (1/29/25)  
**Assists:** 2 (three times)  
**Blocks:** 1 (four times)  
**Steals:** 2 vs. Georgia State (12/17/14), vs. North Carolina (11/26/24)  
**Minutes Played:** 16 (three times)  
**Double-Figure Games:** None  
**20-Point Games:** None  
**10-Rebound Games:** None  
**5-Steal Games:** None  
**Double-Doubles:** None  
**Dunks:** None

CAREER SUPERLATIVES

**Points:** 16 vs. ULM (11/12/21)  
**Field Goals Made:** 5 at Washington (12/21/22), vs. ULM (11/12/21)  
**Field Goals Attempted:** 9 vs. ULM (11/12/21)  
**3-Point Field Goals Made:**  
3 vs. Texas Southern (11/18/22), vs. Missouri (1/26/21)  
**3-Point Field Goals Attempted:**  
4 vs. Georgia (2/1/23), vs. Texas Southern (11/18/22)  
**Free Throws Made:** 6 vs. ULM (11/12/21)  
**Free Throws Attempted:** 6 at USC (12/18/22), vs. ULM (11/12/21)  
**Rebounds:** 7 vs. Texas Southern (11/18/22)  
**Assists:** 5 vs. Chattanooga (12/30/23)  
**Blocks:** 2 vs. Baylor (11/7/23), vs. Yale (12/4/21)  
**Steals:** 3 (three times)  
**Minutes Played:** 25 at Alabama (3/1/23), vs. Florida (12/28/22)  
**Double-Figure Games:** 6  
**20-Point Games:** None  
**10-Rebound Games:** None  
**Double-Doubles:** None  
**Dunks:** 10

CAREER HONORS

• Ranks second all-time in career games played (141)

2024-25 GAME-BY-GAME STATISTICS

Opponent	GS	Min.	FG-A	3FG-A	FT-A	O-D-T	PF	A	TO	BLK	STL	PTS
Vermont		11	0-2	0-2	0-0	0-3-3	2	0	1	0	0	0
vs. Houston		16	1-2	0-0	0-0	0-0-0	2	0	0	1	0	2
Kent State		10	1-2	0-0	0-0	2-1-3	1	0	1	0	0	2
North Alabama		11	0-0	0-0	0-0	0-0-0	4	0	0	0	0	0
vs. Iowa State		11	0-0	0-0	0-0	1-0-1	1	2	0	0	0	0
vs. North Carolina		12	0-0	0-0	0-0	1-1-2	1	0	0	0	2	0
vs. Memphis		16	1-2	0-1	0-0	1-0-1	1	2	0	0	1	2
at Duke		13	1-3	0-2	0-0	0-3-3	1	0	1	0	0	2
Richmond		12	0-0	0-0	2-2	2-2-4	3	2	1	0	0	2
vs. Ohio State		13	0-0	0-0	0-0	1-2-3	1	0	0	1	0	0
Georgia State		13	1-1	1-1	0-0	0-1-1	4	1	0	1	2	3
vs. Purdue		11	0-0	0-0	0-0	1-0-1	0	0	0	0	0	0
Monmouth		10	0-1	0-1	0-0	0-4-4	1	1	1	0	0	0
Missouri		6	0-0	0-0	0-0	0-0-0	0	0	1	0	0	0
at Texas		8	1-3	1-2	0-0	0-0-0	3	0	0	0	0	3
at South Carolina		4	0-0	0-0	0-0	0-0-0	0	0	0	0	0	0
Mississippi State		12	1-1	0-0	0-0	0-2-2	0	0	0	0	0	2
at Georgia		3	0-0	0-0	0-0	0-2-2	0	0	0	0	0	0
Tennessee		3	0-0	0-0	0-0	0-3-3	0	1	0	0	0	0
at LSU		10	0-0	0-0	0-0	4-1-5	3	1	0	0	0	0
at Ole Miss		11	0-1	0-1	0-0	0-1-1	2	0	0	0	0	0
Oklahoma		16	2-2	0-0	2-2	0-3-3	0	1	1	0	0	6
Florida		11	0-0	0-0	1-2	0-1-1	1	0	1	0	1	1
at Vanderbilt	*	13	2-2	0-0	0-0	1-0-1	2	0	0	0	0	4
at Alabama	*	9	0-3	0-3	0-0	0-1-1	2	0	0	1	1	0
Arkansas	*	13	1-2	0-1	0-0	0-1-1	0	0	1	1	0	2
Georgia		7	0-1	0-0	0-0	1-0-1	0	0	1	0	1	0
Ole Miss		8	0-0	0-0	1-2	0-1-1	1	1	0	0	0	1
at Kentucky												
at Texas A&M												
Alabama												

MOORE'S CAREER STATISTICS

				Field Goals		3-Point		F-Throws		Rebounds									Scoring	
SEASON	TEAM	GP-GS	MIN/AVG	FG-FGA	FG%	3FG-3FGA	3FG%	FT-FTA	FT%	OFF	DEF	TOT	AVG	PF-FO	A	TO	BLK	STL	PTS	AVG
2020-21	AU	25-0	281/11.3	27-48	.563	6-15	.400	11-19	.579	28	23	51	2.0	28-0	12	18	6	8	71	2.8
2021-22	AU	25-0	185/7.4	16-37	.432	0-5	.000	10-15	.667	20	15	35	1.4	19-0	6	15	4	8	42	1.7
2022-23	AU	31-16	448/14.5	37-75	.493	9-22	.409	25-35	.714	36	30	66	2.1	47-0	19	21	9	15	108	3.5
2023-24	AU	34-26	476/14.0	31-65	.477	6-23	.261	17-22	.773	28	33	61	1.8	40-0	26	17	10	15	85	2.5
2024-25	AU	28-3	293/10.5	12-28	.429	2-14	.143	6-8	.750	15	33	48	1.7	36-0	12	10	4	9	32	1.1
TOTAL		143-45	1685/11.8	123-253	.486	23-79	.291	69-99	.697	127	134	261	1.8	170-0	75	81	33	55	338	2.4

8

JA'HEIM HUDSON  
F | 6-7 | 230 | Sr.  
Hinesville, Ga.  
(SMU)



SEASON SUPERLATIVES

**Points:** 7 at LSU (1/29/25)  
**Field Goals Made:** 3 at LSU (1/29/25)  
**Field Goals Attempted:** 6 vs. Ohio State (12/14/24)  
**3-Point Field Goals Made:** 1 at LSU (1/29/25), vs. Ohio State (12/14/24)  
**3-Point Field Goals Attempted:** 4 vs. Ohio State (12/14/24)  
**Free Throws Made:** 1 at Georgia (1/18/25)  
**Free Throws Attempted:** 2 at Georgia (1/18/25)  
**Rebounds:** 3 (three times)  
**Assists:** 3 vs. Georgia State (12/17/24)  
**Blocks:** 1 vs. Monmouth (12/30/24), vs. Ohio State (12/14/24)  
**Steals:** 2 at Georgia (1/18/25)  
**Minutes Played:** 19 at Georgia (1/18/25)  
**Double-Figure Games:** None  
**20-Point Games:** None  
**10-Rebound Games:** None  
**5-Steal Games:** None  
**Double-Doubles:** None  
**Dunks:** 2

CAREER SUPERLATIVES

**Points:** 26 vs. Coastal Carolina (1/14/23)  
**Field Goals Made:** 10 vs. Georgia Tech (11/12/22)  
**Field Goals Attempted:** 13 vs. Coastal Carolina (1/14/23), vs. Coastal Carolina (1/22/22)  
**3-Point Field Goals Made:** 4 vs. Coastal Carolina (1/14/23)  
**3-Point Field Goals Attempted:** 7 vs. Coastal Carolina (1/14/23)  
**Free Throws Made:** 6 vs. Coastal Carolina (1/22/22)  
**Free Throws Attempted:** 8 vs. Coastal Carolina (1/22/22)  
**Rebounds:** 13 vs. Middle Georgia State (12/1/22)  
**Assists:** 4 vs. Houston Christian (12/19/23)  
**Blocks:** 4 at Georgia Southern (2/19/22)  
**Steals:** 3 at Marshall (1/28/23)  
**Minutes Played:** 39 at Old Dominion (1/19/23)  
**Double-Figure Games:** 20  
**20-Point Games:** 3  
**10-Rebound Games:** 7  
**Double-Doubles:** 4  
**Dunks:** 12

2024-25 GAME-BY-GAME STATISTICS

Opponent	GS	Min.	FG-A	3FG-A	FT-A	O-D-T	PF	A	TO	BLK	STL	PTS
Vermont	16		1-2	0-1	0-0	1-1-2	0	2	0	0	0	2
vs. Houston	DNP											
Kent State	DNP											
North Alabama	DNP											
vs. Iowa State	4		0-1	0-1	0-0	0-1-1	0	1	0	0	0	0
vs. North Carolina	DNP											
vs. Memphis	2		0-0	0-0	0-0	0-0-0	0	0	1	0	0	0
at Duke	DNP											
Richmond	5		1-1	0-0	0-0	0-1-1	0	1	0	0	1	2
vs. Ohio State	5		2-6	1-4	0-0	0-0-0	1	0	0	1	0	5
Georgia State	17		2-2	0-0	0-0	1-2-3	2	3	0	0	0	4
vs. Purdue	3		0-1	0-1	0-0	0-0-0	1	0	0	0	0	0
Monmouth	7		2-5	0-1	0-0	1-0-1	2	0	0	1	0	4
Missouri	3		0-1	0-0	0-0	1-0-1	0	0	0	0	0	0
at Texas	DNP											
at South Carolina	5		0-0	0-0	0-0	0-0-0	1	0	0	0	0	0
Mississippi State	4		0-1	0-0	0-0	1-0-1	1	0	0	0	0	0
at Georgia	19		2-3	0-1	1-2	3-0-3	3	0	1	0	2	5
Tennessee	3		0-0	0-0	0-0	0-0-0	0	0	0	0	0	0
at LSU	9		3-3	1-1	0-0	0-2-2	2	1	0	0	0	7
at Ole Miss	6		1-2	0-1	0-0	0-1-1	1	0	0	0	0	2
Oklahoma	6		0-3	0-1	0-0	0-0-0	0	0	0	0	1	0
Florida	4		0-0	0-0	0-0	1-0-1	1	1	0	0	0	0
at Vanderbilt	4		0-0	0-0	0-0	0-0-0	0	0	0	0	0	0
at Alabama	2		0-0	0-0	0-0	0-0-0	0	0	0	0	0	0
Arkansas	DNP											
Georgia	8		1-3	0-0	0-0	3-0-3	1	0	0	0	0	2
Ole Miss	10		1-2	0-1	2-2	2-0-2	3	1	0	0	0	4
at Kentucky												
at Texas A&M												
Alabama												

HUDSON'S CAREER STATISTICS

				Field Goals		3-Point		F-Throws		Rebounds									Scoring	
SEASON	TEAM	GP-GS	MIN/AVG	FG-FGA	FG%	3FG-3FGA	3FG%	FT-FTA	FT%	OFF	DEF	TOT	AVG	PF-FO	A	TO	BLK	STL	PTS	AVG
2021-22	GSU	27-12	531/19.7	50-114	.439	8-25	.320	27-40	.675	60	65	125	4.6	59-2	9	28	23	10	135	5.0
2022-23	GSU	29-22	776/26.8	112-241	.465	17-63	.270	53-68	.779	64	134	198	6.8	76-2	28	64	22	27	294	10.1
2023-24	SMU	31-1	470/15.2	56-129	.434	18-56	.321	36-45	.800	47	57	104	3.4	54-1	28	25	17	18	166	5.4
2024-25	AU	21-0	143/6.8	16-36	.444	2-13	.154	3-4	.750	14	8	22	1.0	19-0	10	2	2	4	37	1.8
TOTAL FOR AU		21-0	143/6.8	16-36	.444	2-13	.154	3-4	.750	14	8	22	1.0	19-0	10	2	2	4	37	1.8
TOTAL		108-35	1919/17.8	234-520	.450	45-157	.287	119-157	.758	185	264	449	4.2	208-5	75	119	64	59	632	5.9

10

CHAD BAKER-MAZARA  
G/F | 6-7 | 180 | Sr.  
Santo Domingo, Dominican Republic  
(NW Florida State College)



SEASON SUPERLATIVES

**Points:** 22 vs. Ole Miss (2/26/25)  
**Field Goals Made:** 8 vs. Ole Miss (2/26/25), vs. Mississippi State (1/14/25)  
**Field Goals Attempted:** 16 at Georgia (1/18/25)  
**3-Point Field Goals Made:** 4 vs. Ole Miss (2/26/25), at Ole Miss (2/1/25)  
**3-Point Field Goals Attempted:** 8 vs. Monmouth (12/30/24)  
**Free Throws Made:** 11 vs. Georgia State (12/17/24)  
**Free Throws Attempted:** 11 vs. Georgia State (12/17/24)  
**Rebounds:** 7 vs. North Carolina (11/26/24)  
**Assists:** 7 at LSU (1/29/25)  
**Blocks:** 2 (four times)  
**Steals:** 4 vs. Purdue (12/21/24)  
**Minutes Played:** 33 vs. Georgia (2/22/25), vs. Tennessee (1/25/25)  
**Double-Figure Games:** 21  
**20-Point Games:** 2  
**10-Rebound Games:** None  
**5-Steal Games:** None  
**Double-Doubles:** None  
**Dunks:** 8

CAREER SUPERLATIVES

**Points:** 25 at Georgia (2/24/24)  
**Field Goals Made:** 8 (four times)  
**Field Goals Attempted:** 16 at Georgia (1/18/25)  
**3-Point Field Goals Made:** 7 at Fordham (1/27/21)  
**3-Point Field Goals Attempted:** 11 at Fordham (1/27/21)  
**Free Throws Made:** 11 vs. Georgia State (12/17/24)  
**Free Throws Attempted:** 11 vs. Georgia State (12/17/24), vs. Alabama (2/7/24)  
**Rebounds:** 9 at Ole Miss (2/3/24)  
**Assists:** 7 at LSU (1/29/25)  
**Blocks:** 3 vs. Rhode Island (2/27/21)  
**Steals:** 5 vs. LSU (1/13/24)  
**Minutes Played:** 34 vs. Rhode Island (1/20/21)  
**Double-Figure Games:** 53  
**20-Point Games:** 6  
**10-Rebound Games:** None  
**5-Steal Games:** 1  
**Double-Doubles:** None  
**Dunks:** 31

CAREER HONORS

- Midseason Top 10 Julius Erving Small Forward of the Year Award Watch List
- SEC and school-record holder for consecutive free throws made (51)
- 2024 Maui Invitational All-Tournament Team
- Preseason All-SEC Third Team (media and coaches)
- Ranks 4th all-time in single-season FT percentage (.876 in 2023-24)
- 2024 SEC All-Tournament Team
- 2023 NJCAA Region 8 Most Outstanding Player
- 2023 NJCAA Region 8 All-Tournament Team
- 2023 All-Panhandle Conference First Team
- 2021-22 Mountain West Conference Sixth Man of the Year

2024-25 GAME-BY-GAME STATISTICS


Opponent	GS	Min.	FG-A	3FG-A	FT-A	O-D-T	PF	A	TO	BLK	STL	PTS
Vermont	*	17	4-8	3-7	0-0	0-3-3	3	2	2	1	0	11
vs. Houston	*	18	2-3	1-2	2-2	0-2-2	4	2	2	0	1	7
Kent State	*	19	3-7	0-2	6-8	0-2-2	2	1	1	0	2	12
North Alabama	*	24	4-7	3-6	1-2	0-2-2	1	2	2	0	1	12
vs. Iowa State	*	22	5-8	3-4	5-5	0-3-3	4	1	3	0	2	18
vs. North Carolina	*	28	4-8	2-6	4-4	1-6-7	3	0	0	0	1	14
vs. Memphis	*	25	5-6	1-2	3-3	2-1-3	2	5	3	0	0	14
at Duke	*	30	5-8	2-2	5-5	1-1-2	0	3	2	1	0	17
Richmond	*	19	5-8	1-3	2-2	1-5-6	1	5	1	1	1	13
vs. Ohio State	*	22	2-7	0-3	4-4	1-3-4	2	0	0	0	0	8
Georgia State	*	25	4-11	0-4	11-11	2-2-4	3	6	1	0	1	19
vs. Purdue	*	23	4-7	0-2	0-0	1-4-5	3	6	1	2	4	8
Monmouth	*	22	3-8	3-8	4-4	1-2-3	1	4	0	0	1	13
Missouri	*	25	3-4	2-3	5-5	1-2-3	3	2	1	0	3	13
at Texas	*	28	4-8	1-3	7-8	0-5-5	2	3	2	2	1	16
at South Carolina	*	33	4-9	0-3	0-0	1-4-5	2	1	1	1	2	8
Mississippi State	*	25	8-11	3-5	1-2	0-2-2	3	1	2	2	1	20
at Georgia	*	31	5-16	3-6	0-0	1-5-6	2	1	0	0	1	13
Tennessee	*	33	0-5	0-2	7-7	0-5-5	4	1	1	2	2	7
at LSU	*	31	3-12	1-4	4-6	1-1-2	1	7	2	1	3	11
at Ole Miss	*	30	6-10	4-6	2-3	0-2-2	4	3	2	0	1	18
Oklahoma	*	20	5-11	1-5	4-5	1-1-2	5	1	1	0	1	15
Florida	*	19	2-6	1-3	1-1	0-1-1	3	2	1	0	0	6
at Vanderbilt		28	0-6	0-4	0-0	1-1-2	3	4	2	0	2	0
at Alabama		24	4-7	2-3	5-5	0-5-5	5	3	0	1	1	15
Arkansas		25	4-8	1-5	6-6	0-3-3	2	0	3	0	0	15
Georgia	*	33	3-10	2-5	3-3	1-2-3	2	4	1	0	0	11
Ole Miss	*	29	8-12	4-5	2-4	0-3-3	3	1	1	2	1	22
at Kentucky												
at Texas A&M												
Alabama												

BAKER-MAZARA'S CAREER STATISTICS

				Field Goals		3-Point		F-Throws		Rebounds									Scoring	
SEASON	TEAM	GP-GS	MIN/AVG	FG-FGA	FG%	3FG-3FGA	3FG%	FT-FTA	FT%	OFF	DEF	TOT	AVG	PF-FO	A	TO	BLK	STL	PTS	AVG
2020-21	DU	15-13	364/24.3	46-105	.438	25-60	.417	26-32	.813	10	33	43	2.9	45-4	17	13	13	15	143	9.5
2021-22	SDSU	31-0	399/12.9	66-157	.420	22-56	.393	44-49	.898	9	54	63	2.0	45-0	18	23	14	21	198	6.4
2023-24	AU	35-9	759/21.7	103-228	.452	38-91	.418	106-121	.876	31	97	128	3.7	86-1	77	39	17	36	350	10.0
2024-25	AU	28-25	708/25.3	109-231	.472	44-113	.389	94-105	.895	17	78	95	3.4	73-2	71	38	16	33	356	12.7
TOTAL FOR AU		63-34	1467/23.3	212-459	.462	82-204	.402	200-226	.885	48	175	223	3.5	159-3	148	77	33	69	706	11.2
TOTAL		109-47	2230/20.5	324-721	.449	129-320	.403	270-307	.879	67	262	329	3.0	249-7	183	113	60	105	1047	9.6

13

MILES KELLY  
G | 6-6 | 190 | Sr.  
Stone Mountain, Ga.  
(Georgia Tech)



SEASON SUPERLATIVES

**Points:** 22 vs. Florida (2/8/25)  
**Field Goals Made:** 8 vs. Florida (2/8/25)  
**Field Goals Attempted:** 18 vs. Florida (2/8/25)  
**3-Point Field Goals Made:** 7 vs. Vermont (11/6/24)  
**3-Point Field Goals Attempted:** 9 (three times)  
**Free Throws Made:** 7 at Alabama (2/15/25)  
**Free Throws Attempted:** 8 at Alabama (2/15/25)  
**Rebounds:** 10 vs. Mississippi State (1/14/25)  
**Assists:** 3 vs. North Alabama (11/18/24)  
**Blocks:** 2 vs. Georgia State (12/17/24)  
**Steals:** 4 vs. Arkansas (2/19/25)  
**Minutes Played:** 37 at Duke (12/4/24)  
**Double-Figure Games:** 16  
**20-Point Games:** 2  
**10-Rebound Games:** 1  
**5-Steal Games:** None  
**Double-Doubles:** 1  
**Dunks:** 2

CAREER SUPERLATIVES

**Points:** 36 at Louisville (2/10/24)  
**Field Goals Made:** 11 at Louisville (2/10/24)  
**Field Goals Attempted:** 24 vs. Howard (11/9/23)  
**3-Point Field Goals Made:** 7 (four times)  
**3-Point Field Goals Attempted:** 15 vs. Notre Dame (1/9/24)  
**Free Throws Made:** 8 (three times)  
**Free Throws Attempted:** 13 vs. Howard (11/9/23)  
**Rebounds:** 12 vs. Mississippi State (11/28/23)  
**Assists:** 6 vs. Penn State (12/16/23)  
**Blocks:** 2 vs. Georgia State (12/17/24), vs. UMass Lowell (11/14/23)  
**Steals:** 4 vs. Arkansas (2/19/25)  
**Minutes Played:** 42 at Clemson (1/16/24)  
**Double-Figure Games:** 65  
**20-Point Games:** 15  
**30-Point Games:** 2  
**10-Rebound Games:** 5  
**Double-Doubles:** 5  
**Dunks:** 17

CAREER HONORS

• 2023-24 All-Atlantic Coast Conference Honorable Mention

2024-25 GAME-BY-GAME STATISTICS

Opponent	GS	Min.	FG-A	3FG-A	FT-A	O-D-T	PF	A	TO	BLK	STL	PTS
Vermont		18	7-11	7-9	0-0	0-3-3	0	0	0	1	1	21
vs. Houston		21	2-7	1-5	0-0	1-1-2	4	0	1	0	0	5
Kent State	*	29	1-5	1-3	0-0	0-2-2	1	1	0	0	0	3
North Alabama	*	25	4-8	2-5	2-3	0-3-3	0	3	1	1	0	12
vs. Iowa State	*	30	5-13	2-9	0-0	0-2-2	3	2	3	1	0	12
vs. North Carolina	*	21	5-10	3-7	2-2	0-2-2	3	0	0	0	0	15
vs. Memphis	*	13	1-2	0-1	0-0	0-1-1	0	0	0	0	0	2
at Duke	*	37	5-7	4-5	0-0	0-3-3	4	0	0	0	3	14
Richmond	*	23	4-7	4-5	3-3	1-4-5	1	2	0	0	3	15
vs. Ohio State	*	15	3-8	2-6	0-0	0-0-0	3	0	0	1	2	8
Georgia State	*	28	1-6	0-5	4-4	0-4-4	0	1	1	2	1	6
vs. Purdue	*	27	2-8	1-5	0-0	0-3-3	2	1	0	1	1	5
Monmouth	*	20	2-7	1-4	3-3	0-4-4	0	2	0	0	0	8
Missouri	*	32	2-6	1-3	1-2	0-5-5	3	1	1	1	1	6
at Texas	*	29	6-12	4-6	2-3	1-2-3	4	1	2	0	0	18
at South Carolina	*	34	5-10	4-8	0-0	1-5-6	2	1	1	0	0	14
Mississippi State	*	29	4-8	3-5	2-2	2-8-10	4	0	1	0	2	13
at Georgia	*	32	4-8	1-4	4-4	0-5-5	1	0	1	0	1	13
Tennessee	*	34	2-8	2-4	0-0	1-3-4	4	2	2	1	0	6
at LSU	*	29	5-10	2-7	1-2	1-2-3	2	1	1	0	3	13
at Ole Miss	*	23	4-8	3-6	4-4	0-1-1	4	1	0	0	1	15
Oklahoma	*	25	4-11	1-7	0-0	1-3-4	3	0	0	1	1	9
Florida	*	35	8-18	3-9	3-3	1-2-3	1	1	0	1	1	22
at Vanderbilt	*	26	1-5	1-3	0-0	0-2-2	2	1	0	0	1	3
at Alabama	*	32	3-9	2-6	7-8	1-7-8	2	2	0	0	0	15
Arkansas	*	34	3-10	1-6	0-0	1-7-8	1	1	2	0	4	7
Georgia	*	36	3-9	1-6	4-4	1-7-8	3	2	1	0	0	11
Ole Miss	*	39	4-7	3-5	2-2	0-3-3	1	1	2	1	1	13
at Kentucky												
at Texas A&M												
Alabama												

KELLY'S CAREER STATISTICS

				Field Goals		3-Point		F-Throws		Rebounds									Scoring	
SEASON	TEAM	GP-GS	MIN/AVG	FG-FGA	FG%	3FG-3FGA	3FG%	FT-FTA	FT%	OFF	DEF	TOT	AVG	PF-FO	A	TO	BLK	STL	PTS	AVG
2021-22	GaTech	30-1	434/14.5	48-118	.407	26-75	.347	13-18	.722	7	36	43	1.4	30-0	15	19	3	15	135	4.5
2022-23	GaTech	33-27	1070/32.4	167-407	.410	89-235	.379	53-59	.898	10	102	112	3.4	71-0	43	49	2	24	476	14.4
2023-24	GaTech	32-32	1018/31.8	150-406	.369	69-215	.321	77-105	.733	31	144	175	5.5	78-1	59	63	8	25	446	13.9
2024-25	AU	28-26	763/27.3	100-238	.420	60-154	.390	44-49	.898	13	94	107	3.8	58-0	27	20	12	27	304	10.9
TOTAL FOR AU		28-26	763/27.3	100-238	.420	60-154	.390	44-49	.898	13	94	107	3.8	58-0	27	20	12	27	304	10.9
TOTAL		123-86	3284/26.7	465-1169	.398	244-679	.359	187-231	.810	61	376	437	3.6	237-1	144	151	25	91	1361	11.1

23

ADDARIN SCOTT

F | 6-9 | 207 | Sr.  
Dallas, Texas  
(Navarro College)



SEASON SUPERLATIVES

Points: None  
Field Goals Made: None  
Field Goals Attempted: None  
3-Point Field Goals Made: None  
3-Point Field Goals Attempted: None  
Free Throws Made: None  
Free Throws Attempted: None  
Rebounds: None  
Assists: None  
Blocks: None  
Steals: None  
Minutes Played: None  
Double-Figure Games: None  
20-Point Games: None  
10-Rebound Games: None  
5-Steal Games: None  
Double-Doubles: None  
Dunks: None

CAREER SUPERLATIVES

Points: 2 (three times)  
Field Goals Made: 1 vs. Vanderbilt (1/31/24), vs. Ole Miss (1/20/24)  
Field Goals Attempted: 1 (three times)  
3-Point Field Goals Made: None  
3-Point Field Goals Attempted: None  
Free Throws Made: 2 vs. Alabama A&M (11/21/23)  
Free Throws Attempted: 2 vs. Alabama A&M (11/21/23)  
Rebounds: 2 vs. Chattanooga (12/30/23), vs. Alabama A&M (11/21/23)  
Assists: 1 at Arkansas (1/6/24)  
Blocks: 2 vs. Ole Miss (1/20/24)  
Steals: 1 vs. South Carolina (3/15/24)  
Minutes Played: 2 (six times)  
Double-Figure Games: None  
20-Point Games: None  
10-Rebound Games: None  
Double-Doubles: None  
Dunks: 1

2024-25 GAME-BY-GAME STATISTICS

Opponent	GS	Min.	FG-A	3FG-A	FT-A	O-D-T	PF	A	TO	BLK	STL	PTS
Vermont		DNP										
vs. Houston		DNP										
Kent State		DNP										
North Alabama		DNP										
vs. Iowa State		DNP										
vs. North Carolina		DNP										
vs. Memphis		DNP										
at Duke		DNP										
Richmond		DNP										
vs. Ohio State		DNP										
Georgia State		DNP										
vs. Purdue		DNP										
Monmouth		DNP										
Missouri		DNP										
at Texas		DNP										
at South Carolina		DNP										
Mississippi State		DNP										
at Georgia		DNP										
Tennessee		DNP										
at LSU		DNP										
at Ole Miss		DNP										
Oklahoma		DNP										
Florida		DNP										
at Vanderbilt		DNP										
at Alabama		DNP										
Arkansas		DNP										
Georgia		DNP										
Ole Miss		DNP										
at Kentucky												
at Texas A&M												
Alabama												

SCOTT'S CAREER STATISTICS

				Field Goals		3-Point		F-Throws		Rebounds									Scoring	
SEASON	TEAM	GP-GS	MIN/AVG	FG-FGA	FG%	3FG-3FGA	3FG%	FT-FTA	FT%	OFF	DEF	TOT	AVG	PF-FO	A	TO	BLK	STL	PTS	AVG
2023-24	AU	15-0	22/1.5	2-3	.667	0-0	.000	2-2	1.000	2	4	6	0.4	4-0	1	2	3	1	6	0.4
TOTAL		15-0	22/1.5	2-3	.667	0-0	.000	2-2	1.000	2	4	6	0.4	4-0	1	2	3	1	6	0.4

31

CHANEY JOHNSON

G | 6-7 | 220 | Jr.  
Alabaster, Ala.  
(UAH)



SEASON SUPERLATIVES

**Points:** 26 vs. Georgia State (12/17/24)  
**Field Goals Made:** 12 vs. Georgia State (12/17/24)  
**Field Goals Attempted:** 14 vs. Georgia State (12/17/24)  
**3-Point Field Goals Made:** 2 (four times)  
**3-Point Field Goals Attempted:** 4 at Alabama (2/15/25)  
**Free Throws Made:** 6 vs. Monmouth (12/30/24)  
**Free Throws Attempted:** 7 vs. Houston (11/9/24)  
**Rebounds:** 10 vs. Houston (11/9/24)  
**Assists:** 5 vs. Purdue (12/21/24)  
**Blocks:** 4 vs. Mississippi State (1/14/25)  
**Steals:** 2 (six times)  
**Minutes Played:** 35 at Georgia (1/18/25)  
**Double-Figure Games:** 15  
**20-Point Games:** 2  
**10-Rebound Games:** 1  
**5-Steal Games:** None  
**Double-Doubles:** 1  
**Dunks:** 21

CAREER SUPERLATIVES (DIVISION I AND II)

**Points:** 35 vs. Embry-Riddle (11/7/21)  
**Field Goals Made:** 13 vs. Embry-Riddle (11/7/21)  
**Field Goals Attempted:** 23 vs. Lee (2/12/22)  
**3-Point Field Goals Made:** 5 vs. Embry-Riddle (11/7/21)  
**3-Point Field Goals Attempted:** 6 vs. Embry-Riddle (11/7/21)  
**Free Throws Made:** 10 vs. Mississippi College (2/4/23)  
**Free Throws Attempted:** 14 vs. Mississippi College (2/4/23)  
**Rebounds:** 12 vs. Lee (12/2/22), vs. West Georgia (3/1/22)  
**Assists:** 6 vs. Montevallo (1/18/23)  
**Blocks:** 4 vs. Mississippi State (1/14/25)  
**Steals:** 4 vs. Union (3/6/22)  
**Minutes Played:** 38 at West Alabama (11/28/22)  
**Double-Figure Games:** 89  
**30-Point Games:** 1  
**20-Point Games:** 19  
**10-Rebound Games:** 7  
**Double-Doubles:** 6  
**Dunks:** 85

CAREER HONORS

- 2023 Alabama Sports Writers Association Small College Athlete of the Year
- 2023 Gulf South Conference Player of the Year
- Two-Time NABC Division II All-District South Team (2022 and 2023)
- Two-Time All-Gulf South Conference First Team (2022 and 2023)
- Three-Time GSC Academic Honor Roll (2020-21, 2021-22, 2022-23)

2024-25 GAME-BY-GAME STATISTICS

Opponent	GS	Min.	FG-A	3FG-A	FT-A	O-D-T	PF	A	TO	BLK	STL	PTS
Vermont		16	6-8	0-2	1-3	1-8-9	0	0	0	1	0	13
vs. Houston		31	3-6	0-1	5-7	2-8-10	3	3	3	1	0	11
Kent State		29	8-11	2-3	0-0	1-4-5	0	4	1	2	0	18
North Alabama		24	4-6	0-1	0-1	2-3-5	2	2	1	1	1	8
vs. Iowa State		10	2-2	0-0	0-0	1-2-3	4	0	1	0	0	4
vs. North Carolina		34	5-10	0-1	1-1	3-5-8	3	3	1	2	0	11
vs. Memphis		19	4-7	1-3	0-0	0-2-2	4	0	1	1	1	9
at Duke		22	2-7	0-3	1-1	3-3-6	3	2	0	0	0	5
Richmond		20	2-4	0-0	3-4	3-3-6	2	1	0	0	1	7
vs. Ohio State		18	1-4	0-2	3-4	2-2-4	4	2	0	2	0	5
Georgia State		30	12-14	0-1	2-5	3-5-8	3	4	3	0	2	26
vs. Purdue		15	2-4	2-3	0-0	0-4-4	2	5	2	0	1	6
Monmouth		19	3-5	0-2	6-6	0-2-2	0	2	1	0	1	12
Missouri		31	5-7	1-1	2-2	2-5-7	3	2	2	1	2	13
at Texas		22	2-6	0-3	0-0	0-2-2	2	2	1	2	1	4
at South Carolina		22	4-7	1-2	0-0	2-2-4	3	2	1	1	0	9
Mississippi State	*	34	7-10	1-1	2-2	2-6-8	4	1	1	4	1	17
at Georgia	*	35	1-9	0-0	0-0	2-4-6	3	1	2	1	0	2
Tennessee	*	25	5-8	0-2	0-0	3-1-4	2	0	0	1	1	10
at LSU		17	2-7	2-2	1-2	1-5-6	5	0	1	0	2	7
at Ole Miss		15	1-3	0-1	0-0	2-1-3	3	1	0	0	0	2
Oklahoma		27	4-6	0-0	5-6	2-6-8	2	3	1	1	1	13
Florida		21	6-9	0-1	1-1	1-0-1	3	1	0	1	2	13
at Vanderbilt		28	9-10	1-2	1-2	2-3-5	1	0	1	0	2	20
at Alabama		33	5-10	2-4	2-2	1-4-5	3	1	0	1	0	14
Arkansas		28	6-13	0-2	2-3	2-4-6	4	1	0	1	2	14
Georgia		11	2-2	0-0	0-2	0-1-1	4	0	1	0	0	4
Ole Miss		22	5-6	0-0	3-3	2-4-6	4	2	3	1	1	13
at Kentucky												
at Texas A&M												
Alabama												

JOHNSON'S CAREER STATISTICS (DIVISION I AND II)

				Field Goals		3-Point		F-Throws		Rebounds				Scoring						
SEASON	TEAM	GP-GS	MIN/AVG	FG-FGA	FG%	3FG-3FGA	3FG%	FT-FTA	FT%	OFF	DEF	TOT	AVG	PF-FO	A	TO	BLK	STL	PTS	AVG
2020-21	UAH	19-0	220/11.6	31-72	.431	11-28	.393	10-20	.500	12	25	37	1.9	31-0	4	19	2	6	83	4.4
2021-22	UAH	33-31	781/23.7	218-372	.586	32-69	.464	86-115	.748	61	126	187	5.7	100-9	39	75	22	26	554	16.8
2022-23	UAH	35-35	891/25.5	203-392	.518	24-81	.296	128-167	.766	49	182	231	6.6	69-1	55	74	18	39	558	15.9
2023-24	AU	35-2	533/15.2	64-128	.500	9-33	.273	29-39	.744	33	87	120	3.4	85-1	27	32	16	16	166	4.7
2024-25	AU	28-3	660/23.6	118-201	.587	13-43	.302	41-57	.719	45	99	144	5.1	76-1	45	28	25	22	290	10.4
TOTAL FOR AU		63-5	1193/18.9	182-329	.553	22-76	.289	70-96	.729	78	186	264	4.2	161-2	72	60	41	38	456	7.2
TOTAL		150-71	3086/20.6	634-1165	.544	89-254	.350	294-398	.739	200	519	719	4.8	361-12	170	228	83	109	1651	11.0

44

DYLAN CARDWELL

G | 6-11 | 255 | Sr.  
Augusta, Ga.  
(McEachern HS)



SEASON SUPERLATIVES

**Points:** 18 vs. Memphis (11/27/24)  
**Field Goals Made:** 8 vs. Memphis (11/27/24)  
**Field Goals Attempted:** 10 vs. Ohio State (12/14/24)  
**3-Point Field Goals Made:** 1 vs. Memphis (11/27/24)  
**3-Point Field Goals Attempted:** 1 vs. Memphis (11/27/24)  
**Free Throws Made:** 4 at Ole Miss (2/1/25)  
**Free Throws Attempted:** 5 (three times)  
**Rebounds:** 13 at Ole Miss (2/1/25)  
**Assists:** 6 vs. Memphis (11/27/24)  
**Blocks:** 6 vs. Oklahoma (2/4/25)  
**Steals:** 2 (nine times)  
**Minutes Played:** 29 vs. Mississippi State (1/14/25)  
**Double-Figure Games:** 5  
**20-Point Games:** None  
**10-Rebound Games:** 3  
**5-Block Games:** 1  
**Double-Doubles:** 2  
**Dunks:** 31

CAREER SUPERLATIVES

**Points:** 18 vs. Memphis (11/27/24)  
**Field Goals Made:** 8 vs. Memphis (11/27/24)  
**Field Goals Attempted:** 10 vs. Ohio State (12/14/24)  
**3-Point Field Goals Made:** 1 (four times)  
**3-Point Field Goals Attempted:** 2 at Georgia (2/24/24)  
**Free Throws Made:** 6 vs. St. Bonaventure (11/17/23), vs. Missouri (1/26/21)  
**Free Throws Attempted:** 9 vs. Georgia (3/9/24)  
**Rebounds:** 13 at Ole Miss (2/1/25)  
**Assists:** 6 vs. Memphis (11/27/24)  
**Blocks:** 6 vs. Oklahoma (2/4/25)  
**Steals:** 4 at South Carolina (1/4/22)  
**Minutes Played:** 29 vs. Mississippi State (1/14/25), vs. Ole Miss (2/6/21)  
**Double-Figure Games:** 12  
**20-Point Games:** None  
**10-Rebound Games:** 4  
**5-Block Games:** 5  
**Double-Doubles:** 2  
**Dunks:** 143

CAREER HONORS

- Ranks first all-time in career games played (155)
- School-record holder for most blocks made in a SEC Tournament (11)
- Ranks fourth all-time in career blocked shots (201)
- Two-Time CSC Academic All-District Team (2022-23 and 2023-24)
- Two-Time NABC Honors Court (2022-23 and 2023-24)
- 2021-22 SEC Community Service Team
- Three-Time SEC Academic Honor Roll (2021-22, 2022-23, 2023-24)
- 2020-21 First-Year SEC Academic Honor Roll

2024-25 GAME-BY-GAME STATISTICS

Opponent	GS	Min.	FG-A	3FG-A	FT-A	O-D-T	PF	A	TO	BLK	STL	PTS
Vermont	*	19	0-1	0-0	0-0	0-4-4	0	2	1	1	2	0
vs. Houston	*	16	1-1	0-0	0-0	0-1-1	1	0	0	0	1	2
Kent State	*	19	1-2	0-0	1-3	4-4-8	0	4	1	0	0	3
North Alabama	*	23	5-6	0-0	2-2	2-1-3	1	2	1	1	0	12
vs. Iowa State	*	24	1-2	0-0	0-2	1-3-4	4	3	1	1	2	2
vs. North Carolina	*	10	1-2	0-0	0-0	0-1-1	4	0	0	2	1	2
vs. Memphis	*	26	8-8	1-1	1-3	2-1-3	2	6	1	0	1	18
at Duke	*	11	0-0	0-0	0-0	1-1-2	3	1	1	1	0	0
Richmond	*	20	3-8	0-0	1-3	3-2-5	1	2	1	1	2	7
vs. Ohio State	*	25	5-10	0-0	0-0	3-5-8	2	2	0	4	0	10
Georgia State	*	17	3-3	0-0	0-2	2-4-6	3	2	2	2	0	6
vs. Purdue	*	18	3-3	0-0	0-2	3-1-4	3	1	0	1	0	6
Monmouth	*	19	5-8	0-0	2-5	6-5-11	3	1	0	2	1	12
Missouri	*	15	1-1	0-0	0-0	1-0-1	2	1	0	3	0	2
at Texas	*	17	0-0	0-0	0-0	3-3-6	2	0	1	1	0	0
at South Carolina	*	22	4-7	1-2	0-0	2-2-4	3	2	1	1	0	9
Mississippi State	*	29	4-6	0-0	1-3	2-3-5	2	1	2	2	1	9
at Georgia	*	22	1-2	0-0	0-2	6-1-7	1	3	0	4	2	2
Tennessee	*	18	1-1	0-0	2-4	2-1-3	2	1	0	1	2	4
at LSU	*	19	2-4	0-0	0-0	4-2-6	4	1	2	0	2	4
at Ole Miss	*	25	3-6	0-1	4-5	3-10-13	3	4	0	1	2	10
Oklahoma	*	18	4-4	0-0	0-2	2-1-3	1	1	0	6	0	8
Florida	*	24	2-3	0-0	1-5	6-6-12	4	1	1	0	0	5
at Vanderbilt	*	18	2-3	0-0	2-2	2-2-4	3	2	0	2	2	6
at Alabama	*	12	1-1	0-0	0-2	1-2-3	5	1	0	0	0	2
Arkansas	*	19	0-1	0-0	0-2	3-0-3	0	1	2	1	0	2
Georgia	*	25	2-4	0-0	0-0	3-2-5	4	1	0	3	2	4
Ole Miss	*	14	0-0	0-0	0-0	0-0-0	4	1	0	2	0	4
at Kentucky												
at Texas A&M												
Alabama												

CARDWELL'S CAREER STATISTICS

				Field Goals		3-Point		F-Throws		Rebounds									Scoring	
SEASON	TEAM	GP-GS	MIN/AVG	FG-FGA	FG%	3FG-3FGA	3FG%	FT-FTA	FT%	OFF	DEF	TOT	AVG	PF-FO	A	TO	BLK	STL	PTS	AVG
2020-21	AU	27-0	409/15.1	43-61	.705	1-1	1.000	16-28	.571	49	49	98	3.6	57-1	13	41	17	12	103	3.8
2021-22	AU	34-0	394/11.6	49-71	.690	0-1	.000	4-10	.400	53	49	102	3.0	60-0	18	9	42	18	102	3.0
2022-23	AU	32-1	428/13.4	56-75	.747	0-1	.000	7-22	.318	54	66	120	3.8	64-0	35	20	43	9	119	3.7
2023-24	AU	35-1	509/14.5	73-103	.709	2-5	.400	37-63	.587	60	69	129	3.7	81-0	42	27	56	22	185	5.3
2024-25	AU	28-28	549/19.6	64-96	.667	1-2	.500	17-52	.327	68	70	138	4.9	69-2	47	17	45	23	146	5.2
TOTAL		156-30	2288/14.7	285-406	.702	4-10	.400	81-175	.463	284	303	587	3.8	331-3	155	114	203	84	655	4.2

TEAM AND OPPONENT SUPERLATIVES

AUBURN GAME HIGHS

POINTS	106	Ole Miss (02/26/2025)
	102	North Ala. (11/18/2024)
	100	Georgia St. (12/17/2024)
	98	Oklahoma (02/04/2025)
	98	Richmond (12/08/2024)
FIELD GOALS MADE	39	North Ala. (11/18/2024)
	36	vs Purdue (N) (12/21/2024)
	36	Vermont (11/06/2024)
FIELD GOAL ATTEMPTS	80	at LSU (01/29/2025)
	72	vs Ohio St. (N) (12/14/2024)
FIELD GOAL PERCENTAGE	.619 (39-63)	North Ala. (11/18/2024)
	.596 (34-57)	Ole Miss (02/26/2025)
3 PT FG MADE	16	Vermont (11/06/2024)
	14	at Ole Miss (02/01/2025)
3 PT FG ATTEMPTS	35	Vermont (11/06/2024)
	30	at Alabama (02/15/2025)
	30	Monmouth (12/30/2024)
	30	vs Ohio St. (N) (12/14/2024)
	30	Richmond (12/08/2024)
	30	vs North Carolina (N) (11/26/2024)
3 PT FG PERCENTAGE	.524 (11-21)	Ole Miss (02/26/2025)
	.500 (14-28)	at Ole Miss (02/01/2025)
FREE THROWS MADE	27	Ole Miss (02/26/2025)
	26	Oklahoma (02/04/2025)
FREE THROW ATTEMPTS	33	Ole Miss (02/26/2025)
	33	Oklahoma (02/04/2025)
FREE THROW PERCENTAGE	.857 (12-14)	vs Ohio St. (N) (12/14/2024)
	.840 (21-25)	at Texas (01/07/2025)
REBOUNDS	49	vs Ohio St. (N) (12/14/2024)
	49	Richmond (12/08/2024)
ASSISTS	25	North Ala. (11/18/2024)
	24	vs Purdue (N) (12/21/2024)
STEALS	15	at LSU (01/29/2025)
	11	Mississippi St. (01/14/2025)
	11	Georgia St. (12/17/2024)
BLOCKED SHOTS	13	vs Ohio St. (N) (12/14/2024)
	11	Oklahoma (02/04/2025)
TURNOVERS	16	Missouri (01/04/2025)
	12	Arkansas (02/19/2025)
	12	at Ole Miss (02/01/2025)
	12	vs Iowa St. (N) (11/25/2024)
	12	vs Houston (N) (11/09/2024)
FOULS	24	at Alabama (02/15/2025)
	24	at Ole Miss (02/01/2025)

OPPONENT GAME HIGHS

POINTS	90	Florida (02/08/2025)
	85	at Alabama (02/15/2025)
	84	at Duke (12/04/2024)
	82	at Duke (12/03/2025)
	82	at Ole Miss (02/01/2025)
	82	at Texas (01/07/2025)
FIELD GOALS MADE	31	Florida (02/08/2025)
	29	at Duke (12/04/2024)
FIELD GOAL ATTEMPTS	70	at Alabama (02/15/2025)
	64	Florida (02/08/2025)
	64	North Ala. (11/18/2024)
FIELD GOAL PERCENTAGE	.500 (29-58)	at Duke (12/04/2024)
	.500 (28-56)	vs Memphis (N) (11/27/2024)
3 PT FG MADE	13	Florida (02/08/2025)
	9	at Duke (12/04/2024)
3 PT FG ATTEMPTS	33	Florida (02/08/2025)
	30	Richmond (12/08/2024)
3 PT FG PERCENTAGE	.667 (6-9)	vs Memphis (N) (11/27/2024)
	.409 (9-22)	at Duke (12/04/2024)
FREE THROWS MADE	27	Oklahoma (02/04/2025)
	26	at Alabama (02/15/2025)
FREE THROW ATTEMPTS	35	at Alabama (02/15/2025)
	35	at Ole Miss (02/01/2025)
FREE THROW PERCENTAGE	.931 (27-29)	Oklahoma (02/04/2025)
	.929 (13-14)	at Vanderbilt (02/11/2025)
REBOUNDS	49	at Alabama (02/15/2025)
	42	Mississippi St. (01/14/2025)
ASSISTS	22	Florida (02/08/2025)
	13	vs Purdue (N) (12/21/2024)
STEALS	13	Missouri (01/04/2025)
	10	Arkansas (02/19/2025)
BLOCKED SHOTS	9	at LSU (01/29/2025)
	6	Tennessee (01/25/2025)
TURNOVERS	20	at LSU (01/29/2025)
	20	Georgia St. (12/17/2024)
FOULS	25	Ole Miss (02/26/2025)
	25	Georgia (02/22/2025)

AUBURN GAME LOWS

POINTS	53	Tennessee (01/25/2025)
	66	at South Carolina (01/11/2025)
	67	Arkansas (02/19/2025)
	70	at Georgia (01/18/2025)
	74	vs Houston (N) (11/09/2024)
FIELD GOALS MADE	18	Tennessee (01/25/2025)
	24	at Georgia (01/18/2025)
FIELD GOAL ATTEMPTS	49	Missouri (01/04/2025)
	51	vs Houston (N) (11/09/2024)
FIELD GOAL PERCENTAGE	.305 (18-59)	Tennessee (01/25/2025)
	.393 (24-61)	at Georgia (01/18/2025)
3 PT FG MADE	3	Tennessee (01/25/2025)
	4	Arkansas (02/19/2025)
3 PT FG ATTEMPTS	20	Tennessee (01/25/2025)
	21	Ole Miss (02/26/2025)
	21	at South Carolina (01/11/2025)
	21	at Texas (01/07/2025)
	21	Missouri (01/04/2025)
3 PT FG PERCENTAGE	.150 (3-20)	Tennessee (01/25/2025)
	.167 (4-24)	Arkansas (02/19/2025)
FREE THROWS MADE	5	vs Purdue (N) (12/21/2024)
	6	at South Carolina (01/11/2025)
	6	Vermont (11/06/2024)
FREE THROW ATTEMPTS	9	vs Purdue (N) (12/21/2024)
	11	Vermont (11/06/2024)
FREE THROW PERCENTAGE	.500 (6-12)	at South Carolina (01/11/2025)
	.545 (6-11)	Vermont (11/06/2024)
REBOUNDS	29	at Vanderbilt (02/11/2025)
	29	Missouri (01/04/2025)
ASSISTS	7	at Georgia (01/18/2025)
	9	Mississippi St. (01/14/2025)
STEALS	3	at Alabama (02/15/2025)
	3	at South Carolina (01/11/2025)
	3	Kent St. (11/13/2024)
BLOCKED SHOTS	2	Arkansas (02/19/2025)
	3	at Ole Miss (02/01/2025)
	3	at Duke (12/04/2024)
TURNOVERS	4	at Alabama (02/15/2025)
	5	vs Ohio St. (N) (12/14/2024)
FOULS	12	North Ala. (11/18/2024)
	12	Kent St. (11/13/2024)

OPPONENT GAME LOWS

POINTS	43	Vermont (11/06/2024)
	51	Tennessee (01/25/2025)
	53	vs Ohio St. (N) (12/14/2024)
	54	Richmond (12/08/2024)
	56	Kent St. (11/13/2024)
FIELD GOALS MADE	15	Vermont (11/06/2024)
	16	Richmond (12/08/2024)
FIELD GOAL ATTEMPTS	51	Ole Miss (02/26/2025)
	51	at LSU (01/29/2025)
	51	vs Ohio St. (N) (12/14/2024)
FIELD GOAL PERCENTAGE	.259 (15-58)	Vermont (11/06/2024)
	.271 (16-59)	Richmond (12/08/2024)
3 PT FG MADE	3	Arkansas (02/19/2025)
	3	at Vanderbilt (02/11/2025)
	3	Mississippi St. (01/14/2025)
3 PT FG ATTEMPTS	9	vs Memphis (N) (11/27/2024)
	13	Monmouth (12/30/2024)
	13	vs Houston (N) (11/09/2024)
3 PT FG PERCENTAGE	.125 (3-24)	Mississippi St. (01/14/2025)
	.158 (3-19)	Arkansas (02/19/2025)
FREE THROWS MADE	7	Arkansas (02/19/2025)
	8	Vermont (11/06/2024)
FREE THROW ATTEMPTS	11	North Ala. (11/18/2024)
	11	Vermont (11/06/2024)
FREE THROW PERCENTAGE	.450 (9-20)	at Georgia (01/18/2025)
	.500 (7-14)	Arkansas (02/19/2025)
REBOUNDS	20	Ole Miss (02/26/2025)
	26	vs Memphis (N) (11/27/2024)
	26	North Ala. (11/18/2024)
ASSISTS	5	Mississippi St. (01/14/2025)
	5	North Ala. (11/18/2024)
	5	Kent St. (11/13/2024)
STEALS	1	at Alabama (02/15/2025)
	2	Oklahoma (02/04/2025)
BLOCKED SHOTS	0	Oklahoma (02/04/2025)
	0	Georgia St. (12/17/2024)
	0	vs Memphis (N) (11/27/2024)
	0	vs Iowa St. (N) (11/25/2024)
	0	North Ala. (11/18/2024)
	0	Kent St. (11/13/2024)
TURNOVERS	4	at Duke (12/04/2024)
	7	at Alabama (02/15/2025)
FOULS	9	vs Purdue (N) (12/21/2024)
	10	Vermont (11/06/2024)

# TEAM AND INDIVIDUAL SUPERLATIVES

## AUBURN INDIVIDUAL HIGHS

POINTS	31	Johni Broome vs Georgia (02/22/2025)
	30	Johni Broome vs North Ala. (11/18/2024)
	26	Johni Broome at LSU (01/29/2025)
	26	Chaney Johnson vs Georgia St. (12/17/2024)
	24	Johni Broome vs Ole Miss (02/26/2025)
FIELD GOALS MADE	24	Tahaad Pettiford at Georgia (01/18/2025)
	24	Johni Broome vs Missouri (01/04/2025)
	13	Johni Broome vs North Ala. (11/18/2024)
FIELD GOAL ATTEMPTS	12	Chaney Johnson vs Georgia St. (12/17/2024)
	23	Johni Broome at LSU (01/29/2025)
FIELD GOAL PERCENTAGE (min 5 made)	20	Johni Broome vs Tennessee (01/25/2025)
	1.000 (8-8) .900 (9-10)	Dylan Cardwell vs Memphis (N) (11/27/2024) Chaney Johnson at Vanderbilt (02/11/2025)
3 PT FG MADE	7	Miles Kelly vs Vermont (11/06/2024)
	5	Denver Jones at Vanderbilt (02/11/2025)
	5	Tahaad Pettiford at Georgia (01/18/2025)
	5	Denver Jones vs Georgia St. (12/17/2024)
	5	Tahaad Pettiford vs Houston (N) (11/09/2024)
3 PT FG ATTEMPTS	9	Miles Kelly vs Florida (02/08/2025)
	9	Miles Kelly vs Iowa St. (N) (11/25/2024)
	9	Miles Kelly vs Vermont (11/06/2024)
3 PT FG PERCENTAGE (min 2 made)	1.000 (3-3)	Denver Jones vs Oklahoma (02/04/2025)
	1.000 (3-3)	Denver Jones vs Monmouth (12/30/2024)
	1.000 (2-2)	Jahki Howard vs Ole Miss (02/26/2025)
	1.000 (2-2)	Johni Broome at Ole Miss (02/01/2025)
	1.000 (2-2)	Chaney Johnson at LSU (01/29/2025)
	1.000 (2-2)	Jahki Howard vs Ohio St. (N) (12/14/2024)
	1.000 (2-2)	Chad Baker-Mazara at Duke (12/04/2024)
	1.000 (2-2)	JP Pegues vs Vermont (11/06/2024)
	1.000 (2-2)	JP Pegues vs Vermont (11/06/2024)
FREE THROWS MADE	11	Chad Baker-Mazara vs Georgia St. (12/17/2024)
	10	Johni Broome vs Ole Miss (02/26/2025)
FREE THROW ATTEMPTS	12	Johni Broome vs Ole Miss (02/26/2025)
	11	Johni Broome vs Georgia (02/22/2025)
	11	Chad Baker-Mazara vs Georgia St. (12/17/2024)
FREE THROW PERCENTAGE (min 3 made)	1.000 (11-11)	Chad Baker-Mazara vs Georgia St. (12/17/2024)
	1.000 (7-7)	Chad Baker-Mazara vs Tennessee (01/25/2025)
	1.000 (6-6)	Denver Jones vs Georgia (02/22/2025)
	1.000 (6-6)	Chad Baker-Mazara vs Arkansas (02/19/2025)
	1.000 (6-6)	Denver Jones vs Mississippi St. (01/14/2025)
	1.000 (6-6)	Chaney Johnson vs Monmouth (12/30/2024)
	1.000 (6-6)	Denver Jones vs Iowa St. (N) (11/25/2024)
	1.000 (5-5)	Denver Jones vs Ole Miss (02/26/2025)
	1.000 (5-5)	Chad Baker-Mazara at Alabama (02/15/2025)
	1.000 (5-5)	Chad Baker-Mazara vs Missouri (01/04/2025)
	1.000 (5-5)	Chad Baker-Mazara at Duke (12/04/2025)
	1.000 (5-5)	Chad Baker-Mazara vs Iowa St. (N) (11/25/2024)
	1.000 (4-4)	Miles Kelly vs Georgia (02/22/2025)
	1.000 (4-4)	Miles Kelly at Ole Miss (02/01/2025)
	1.000 (4-4)	Miles Kelly at Georgia (01/18/2025)
	1.000 (4-4)	Chad Baker-Mazara vs Monmouth (12/30/2024)
	1.000 (4-4)	Miles Kelly vs Georgia St. (12/17/2024)
	1.000 (4-4)	Jahki Howard vs Georgia St. (12/17/2024)
	1.000 (4-4)	Chad Baker-Mazara vs Ohio St. (N) (12/14/2024)
	1.000 (4-4)	Denver Jones vs Memphis (N) (11/27/2024)
REBOUNDS	20	Johni Broome vs Ohio St. (N) (12/14/2024)
	19	Johni Broome vs North Carolina (N) (11/26/2024)
ASSISTS	9	Denver Jones vs North Ala. (11/18/2024)
	7	Chad Baker-Mazara at LSU (01/29/2025)
	7	Denver Jones vs Missouri (01/04/2025)
STEALS	4	Miles Kelly vs Arkansas (02/19/2025)
	4	Denver Jones at LSU (01/29/2025)
	4	Tahaad Pettiford vs Mississippi St. (01/14/2025)
	4	Chad Baker-Mazara vs Purdue (N) (12/21/2024)
BLOCKED SHOTS	6	Dylan Cardwell vs Oklahoma (02/04/2025)
	5	Johni Broome vs Houston (N) (11/09/2024)
TURNOVERS	4	Denver Jones at Vanderbilt (02/11/2025)
	4	Denver Jones at Ole Miss (02/01/2025)
	4	Denver Jones vs Tennessee (01/25/2025)
	4	Tahaad Pettiford vs Missouri (01/04/2025)
	4	Tahaad Pettiford vs Purdue (N) (12/21/2024)
	4	Denver Jones vs North Ala. (11/18/2024)
FOULS	4	Johni Broome vs Houston (N) (11/09/2024)
	5	Chad Baker-Mazara at Alabama (02/15/2025)
	5	Dylan Cardwell at Alabama (02/15/2025)
	5	Chad Baker-Mazara vs Oklahoma (02/04/2025)
	5	Chaney Johnson at LSU (01/29/2025)
	5	Dylan Cardwell at South Carolina (01/11/2025)
	5	Johni Broome at Duke (12/04/2024)
	5	Tahaad Pettiford vs Vermont (11/06/2024)

## OPPONENT INDIVIDUAL HIGHS

POINTS	34	Arthur Kaluma at Texas (01/07/2025)
	29	Sean Pedulla at Ole Miss (02/01/2025)
	27	PJ Haggerty vs Memphis (N) (11/27/2024)
	25	Collin Murray-Boyles at South Carolina (01/11/2025)
	24	Cam Carter at LSU (01/29/2025)
FIELD GOALS MADE	12	Arthur Kaluma at Texas (01/07/2025)
	11	PJ Haggerty vs Memphis (N) (11/27/2024)
FIELD GOAL ATTEMPTS	20	PJ Haggerty vs Memphis (N) (11/27/2024)
	18	Collin Murray-Boyles at South Carolina (01/11/2025)
	18	Cooper Flagg at Duke (12/04/2024)
FIELD GOAL PERCENTAGE (min 5 made)	.833 (5-6) .800 (8-10)	Karter Knox vs Arkansas (02/19/2025) Keshon Gilbert vs Iowa St. (N) (11/25/2024)
3 PT FG MADE	6	Isalah Evans at Duke (12/04/2024)
	5	Arthur Kaluma at Texas (01/07/2025)
3 PT FG ATTEMPTS	11	Mark Sears at Alabama (02/15/2025)
	10	Josh Hubbard vs Mississippi St. (01/14/2025)
3 PT FG PERCENTAGE (min 2 made)	1.000 (3-3) 1.000 (3-3) 1.000 (2-2)	Urban Klavzar vs Florida (02/08/2025) Colby Rogers vs Memphis (N) (11/27/2024) Cam Carter at LSU (01/29/2025)
FREE THROWS MADE	11	Dayton Forsythe vs Oklahoma (02/04/2025)
	11	Josh Hubbard vs Mississippi St. (01/14/2025)
	11	Jordan Pope at Texas (01/07/2025)
FREE THROW ATTEMPTS	12	Cam Carter at LSU (01/29/2025)
	12	Josh Hubbard vs Mississippi St. (01/14/2025)
	12	Cooper Flagg at Duke (12/04/2024)
FREE THROW PERCENTAGE (min 3 made)	1.000 (11-11)	Dayton Forsythe vs Oklahoma (02/04/2025)
	1.000 (11-11)	Jordan Pope at Texas (01/07/2025)
	1.000 (7-7)	Jeremiah Fears vs Oklahoma (02/04/2025)
	1.000 (7-7)	C.J. Cox vs Purdue (N) (12/21/2024)
	1.000 (6-6)	DJ Bailey at LSU (01/29/2025)
	1.000 (6-6)	Zakai Zeigler vs Tennessee (01/25/2025)
	1.000 (6-6)	Delonnie Hunt vs Richmond (12/08/2024)
	1.000 (5-5)	Kobe Elvis vs Oklahoma (02/04/2025)
	1.000 (5-5)	Abdi Bashir Jr. vs Monmouth (12/30/2024)
	1.000 (5-5)	Fletcher Loyer vs Purdue (N) (12/21/2024)
	1.000 (5-5)	Dusan Neskovic vs Richmond (12/08/2024)
	1.000 (5-5)	VonCameron Davis vs Kent St. (N) (11/13/2024)
	1.000 (4-4)	Malik Dia vs Ole Miss (02/26/2025)
	1.000 (4-4)	Mikeal Brown-Jones vs Ole Miss (02/26/2025)
	1.000 (4-4)	Derrion Reid at Alabama (02/15/2025)
	1.000 (4-4)	A.J. Hoggard at Vanderbilt (02/11/2025)
	1.000 (4-4)	Julian Larry at Texas (01/07/2025)
	1.000 (4-4)	Colby Rogers vs Memphis (N) (11/27/2024)
	1.000 (4-4)	Curtis Jones vs Iowa St. (N) (11/25/2024)
	1.000 (4-4)	Emanuel Sharp vs Houston (N) (11/09/2024)
REBOUNDS	16	Nick McMullen vs Georgia St. (12/17/2024)
	13	Devin McGlockton at Vanderbilt (02/11/2025)
ASSISTS	9	Walter Clayton Jr. vs Florida (02/08/2025)
	6	Braden Smith vs Purdue (N) (12/21/2024)
STEALS	3	Silas Demary Jr. vs Georgia (02/22/2025)
	3	Johnell Davis vs Arkansas (02/19/2025)
	3	Sean Pedulla at Ole Miss (02/01/2025)
	3	Jordan Pope at Texas (01/07/2025)
	3	Marcus Allen vs Missouri (01/04/2025)
	3	T.O. Barrett vs Missouri (01/04/2025)
	3	Braden Smith vs Purdue (N) (12/21/2024)
	3	Nick McMullen vs Georgia St. (12/17/2024)
	3	Sean Stewart vs Ohio St. (N) (12/14/2024)
	3	Sion James at Duke (12/04/2024)
BLOCKED SHOTS	3	Cooper Flagg at Duke (12/04/2024)
	3	Zvonimir Ivusic vs Arkansas (02/19/2025)
	3	Thomas Haugh vs Florida (02/08/2025)
	3	Malik Dia at Ole Miss (02/01/2025)
	3	Daimion Collins at LSU (01/29/2025)
	3	Corey Chest at LSU (01/29/2025)
	3	Dok Muordar vs Monmouth (12/30/2024)
TURNOVERS	3	Apostolos Roumoglou vs Richmond (12/08/2024)
	3	Ileri Ayo-Faleye vs Vermont (11/06/2024)
	6	Jordan Sears at LSU (01/29/2025)
	5	Jeremiah Fears vs Oklahoma (02/04/2025)
	5	Braden Smith vs Purdue (N) (12/21/2024)
FOULS	5	Delonnie Hunt vs Richmond (12/08/2024)
	5	Jarin Stevenson at Alabama (02/15/2025)
	5	Dre Davis at Ole Miss (02/01/2025)
	5	Jordan Gainey vs Tennessee (01/25/2025)
	5	Dain Dainja vs Memphis (N) (11/27/2024)
	5	Milos Uzan vs Houston (N) (11/09/2024)

# MISCELLANEOUS STATISTICS

## AUBURN'S RECORD IN BRUCE PEARL ERA

Overall (On-Court)	26-2	239-121
Home	13-1	140-33
Away	7-1	54-67
Neutral	6-0	47-21
Conference (On-Court)	14-1	111-84
Home	8-1	69-30
Away	6-0	42-54
Non-Conference (On-Court)	12-1	124-37
Home	6-0	68-3
Away	0-1	9-13
Neutral	6-0	45-21
Overtime	0-0	12-6
Ranked opponents	9-2	32-31
Unranked opponents	17-0	195-90
Wearing white uniforms	18-1	146-44
Wearing navy uniforms	8-1	51-53
Wearing orange uniforms	0-0	30-24
Leading at half	23-0	180-27
Trailing at half	3-2	41-90
Tied at half	0-0	6-5
Leading with 5:00 remaining in second half	24-0	204-8
Trailing with 5:00 remaining in second half	2-2	21-108
Tied with 5:00 remaining in second half	0-0	4-5
Has more rebounds than opponent	19-1	145-30
Has fewer rebounds than opponent	5-0	75-51
Same rebounds as opponent	2-1	7-10
Commits more turnovers than opponent	4-1	52-74
Causes more turnovers than opponent	21-1	155-49
Same turnovers as opponent	1-0	20-8
Has more FT attempts than opponent	12-1	144-44
Has fewer FT attempts than opponent	13-1	80-73
Same FT attempts as opponent	1-0	4-4
Shoots 40% or better from field	24-2	195-56
Shoots less than 40% from field	2-0	32-65
Opponent shoots 40% or better from field	13-2	126-105
Opponent shoots less than 40% from field	13-0	101-17
Shoots better than opponent	21-0	172-23
Opponent shoots better	4-2	51-97
Same FG percentage	1-0	3-1
Auburn bench outscores opponent's bench	18-0	153-44
Opponent's bench outscores Auburn bench	6-1	69-71
Same points off the bench	2-1	4-7
Auburn scores 100 or more	3-0	16-1
Auburn scores between 90-99	7-0	39-2
Auburn scores between 80-89	10-1	87-20
Auburn scores between 70-79	3-1	59-28
Auburn scores between 60-69	2-0	22-41
Auburn scores less than 60	1-0	4-29
Opponent scores 100 or more	0-0	0-5
Opponent scores between 90-99	0-1	3-19
Opponent scores between 80-89	4-1	25-39
Opponent scores between 70-79	6-0	72-34
Opponent scores between 60-69	9-0	79-19
Opponent scores less than 60	7-0	48-5
On Sunday	1-0	9-4
On Monday	3-0	9-5
On Tuesday	6-0	44-24
On Wednesday	6-1	48-27
On Thursday	0-0	12-3
On Friday	0-0	27-7
On Saturday	10-1	79-51
In November	7-0	53-10
In December	5-1	52-15
In January	7-0	55-33
In February	7-1	39-44
In March	0-0	29-18
In April	0-0	0-1
Five-plus players score in double-figures	12-0	59-10
Four players score in double figures	6-2	81-23
Three players score in double figures	6-0	62-48
Two players score in double figures	2-0	26-32
One player scores in double figures	0-0	1-8

## MISCELLANEOUS

Largest margin of victory	+51 (94-43) vs. Vermont (11/6/24)
Smallest margin of victory	+2 (three times)
Largest margin of defeat	-9 (90-81) vs. #6 Florida (2/8/25)
Smallest margin of defeat	-6 (84-78) at #9 Duke (12/4/24)
Biggest rebound margin	+21 (49-28) vs. Ohio State (12/14/24)
Biggest rebound deficit	-12 (30-42) vs. Mississippi State (1/14/25)
Average margin of victory/defeat	+19.4/-7.5
Largest halftime lead	+28 (49-21) vs. Ohio State (12/14/24)
Largest halftime lead blown	
Largest halftime deficit	-16 (49-33) vs. #5 Iowa State (11/25/24)
Largest halftime deficit overcome to win	-16 vs. #5 Iowa State (11/25/24)
Largest overall lead	+57 (2nd Half) vs. Vermont (11/6/24)
Largest overall lead blown	-11 (1st Half) at Duke (12/4/24)
Largest overall deficit	-21 (2nd Half) vs. #6 Florida (2/8/25)
Largest deficit overcome to win	-18 (1st Half) vs. #5 Iowa State (11/25/24)

## TEAM EXTREMES

Most points scored	106 vs. Ole Miss (2/26/25)
Fewest points scored	53 vs. #6 Tennessee (1/25/25)
Most rebounds	49 vs. Ohio State (12/14/24), vs. Richmond (12/8/24)
Fewest rebounds	29 at Vanderbilt (2/11/25), vs. Missouri (1/4/25)
Most assists	25 vs. North Alabama (11/18/24)
Fewest assists	7 at #23 Georgia (1/18/25)
Most turnovers	16 vs. Missouri (1/4/25)
Fewest turnovers	4 at #2 Alabama (12/15/25)
Most steals	15 at LSU (1/29/25)
Fewest steals	3 (three times)
Most blocks	13 vs. Ohio State (12/14/24)
Fewest blocks	3 at Duke (12/4/24), at #23 Ole Miss (2/1/25)
Best shooting percentage	61.9% (39-63) vs. North Alabama (11/18/24)
Worst shooting percentage	30.5% (18-59) vs. #6 Tennessee (1/25/25)
Best 3-pt. percentage	52.5% (11-21) vs. Ole Miss (2/26/25)
Worst 3-pt. percentage	15.0% (3-20) vs. #6 Tennessee (1/25/25)
Best FT percentage	85.7% (12-14) vs. Ohio State (12/14/24)
Worst FT percentage	50.0% (6-12) at South Carolina (1/11/25)
Most points (1st half)	52 vs. Richmond (12/8/24)
Fewest points (1st half)	22 vs. #6 Tennessee (1/25/25)
Most points (2nd half)	57 vs. Georgia State (12/17/24)
Fewest points (2nd half)	31 vs. #6 Tennessee (1/25/25)
Most points (OT)	
Fewest points (OT)	

## STARTING LINEUPS

<b>Record when starting lineup is:</b>	
Pegues, Jones, Baker-Mazara, Broome and Cardwell	2-0
Jones, Kelly, Baker-Mazara, Broome and Cardwell	18-2
Jones, Kelly, Baker-Mazara, Johnson and Cardwell	3-0
Jones, Kelly, Moore, Broome, Cardwell	3-0

<b>Record when starts (Career):</b>	
Johni Broome	23-2 (112-41)
Denver Jones	26-2 (70-26)
Chaney Johnson	3-0 (53-18)
JP Pegues	2-0 (46-22)
Miles Kelly	24-2 (50-36)
Chris Moore	3-0 (36-9)
Chad Baker-Mazara	23-2 (37-10)
Dylan Cardwell	26-2 (28-2)

2024-25 BOX SCORES

GAME 1 | #11/11 AUBURN 94, VERMONT 43



Official Basketball Box Score - Final  
Vermont at Auburn  
11/06/24 Neville Arena, Auburn  
2024-25 Men's Basketball

Game Time: 7:00 PM  
Auburn at Houston  
Game Duration: 1:50  
Attendance: 9,121

Vermont - 43

Record: 1-1

NO. Name	Min	FG	3P	FT	Rebounds	Fouls	TP	AS	TO	ST	Blocks	+/-	
		M-A	M-A	M-A	OR DR TOT	PF FD							
0 Ileri Ayo-Faleye	F 19:42	2-4	1-2	2-2	1 3 4	1 2	7	0	4	1	3	0	-36
32 Nick Fiorillo	F 13:54	1-4	0-2	0-0	0 0 0	1 0	2	0	0	0	0	1	-26
3 TJ Hurley	G 25:43	1-8	0-4	3-3	1 0 1	0 3	5	0	1	1	0	1	-33
12 Shamir Bogues	G 15:34	0-4	0-1	0-0	0 1 1	1 0	0	0	1	2	0	0	-32
20 TJ Long	G 20:07	1-7	1-3	0-0	0 2 2	1 0	3	0	2	0	0	1	-38
34 Noah Barnett	18:32	2-2	0-0	0-1	2 1 3	1 1	4	0	1	1	0	0	-26
2 Sam Alamutu	18:46	2-7	0-2	1-2	1 2 3	1 3	5	1	0	1	0	1	-19
21 Seth Joba	21:24	3-8	2-5	0-0	1 2 3	2 0	8	0	0	0	0	0	-23
5 Sean Blake	20:49	1-6	0-1	0-1	2 3 5	0 4	2	3	3	1	0	1	-14
24 Shy Odum	13:07	1-5	1-1	2-2	1 1 2	1 2	5	1	2	0	0	1	-2
1 Gavin Perryman	12:24	1-3	0-2	0-0	0 1 1	1 0	2	0	0	1	0	0	-6
Team					1 5 6			0	1				
Totals		15-58	5-23	8-11	10 21 31	10 15	43	6	16	6	3	7	-51

Technical Fouls:NONE

Auburn - 94

Record: 1-0

NO.	Name		Min	FG	3P	FT	Rebounds	Fouls	TP	AS	TO	ST	Blocks	+/-	
				M-A	M-A	M-A	OR DR TOT	PF FD							
10	Chad Baker-Mazara	F	17:02	4-8	3-7	0-0	0 3 3	3 1	11	2	2	0	1	0	
4	Johni Broome	C	22:21	5-11	2-5	0-0	2 5 7	1 1	12	2	1	1	2	35	
44	Dylan Cardwell	C	19:25	0-1	0-0	0-0	0 4 4	0 0	0	2	1	2	1	0	
1	JP Pegues	G	19:27	3-3	2-2	0-0	1 3 4	0 0	8	1	0	2	0	0	
2	Denver Jones	G	16:16	5-6	2-3	4-4	1 1 2	0 2	16	2	1	1	0	0	
0	Tahaad Pettiford		19:04	0-4	0-2	0-0	0 1 1	5 0	0	4	2	2	0	0	
13	Miles Kelly		17:43	7-11	7-9	0-0	0 3 3	0 21	0	0	0	1	1	0	
31	Chaney Johnson		16:21	6-8	0-2	1-3	1 8 9	0 2	13	0	0	0	1	0	
3	Jahki Howard		19:39	3-5	0-1	1-4	1 3 4	3 4	7	0	0	1	1	1	
5	Chris Moore		10:35	0-2	0-2	0-0	0 3 3	2 0	0	0	1	0	0	0	
8	Ja'heim Hudson		15:41	1-2	0-1	0-0	1 1 2	0 0	2	2	0	0	0	0	
21	Blake Muschalek		02:50	1-1	0-0	0-0	0 0 0	1 0	2	0	0	0	0	-7	
14	Presley Patterson		02:16	1-2	0-0	0-0	0 0 0	0 0	2	0	0	0	0	-2	
7	CJ Williams		01:20	0-0	0-0	0-0	0 0 0	0 0	0	0	0	0	0	-2	
Team							1 0 1			0	0				
Totals					36-64	16-35	6-11	8 35 43	15 10	94	15	9	10	7 3	51

Technical Fouls:NONE

	UVM	AUB
Biggest lead	1 (1 <sup>st</sup> 18:45)	57 (2 <sup>nd</sup> 8:36)
Best Scoring Run	5 (2 <sup>nd</sup> 5:31)	16 (2 <sup>nd</sup> 15:00)
Lead Changes	2	
Times Tied	0	
Time with Lead	00:24	38:51

Points from	UVM	AUB
Turnovers	10	25
Paint	18	36
Second Chance	6	9
Fast Breaks	2	16
Bench	26	47

Period by Period Scoring	1st	2nd	TOT
UVM	21	22	43
AUB	46	48	94

GAME 2 | #11/11 AUBURN 74, #4/4 HOUSTON 69



Official Basketball Box Score - Final  
Auburn at Houston  
11/09/24 Toyota Center, Houston, Texas  
2024-25 Men's Basketball

Game Time: 9:25 PM  
Auburn at Houston  
Game Duration: 2:23  
Attendance: 6,901

Auburn - 74

Record: 2-0

NO. Name		Min	FG M-A	3P M-A	FT M-A	Rebounds OR DR TOT	Fouls PF FD	TP	AS	TO	ST	Blocks BS BA	+/-	
10 Chad Baker-Mazara	F	18:17	2-3	1-2	2-2	0 2 2	4 1	7	2	2	1	0	0	3
4 Johni Broome	C	33:15	10-15	0-4	0-5	9 9	4 8	20	3	4	2	5	1	4
44 Dylan Cardwell	C	16:10	1-1	0-0	0-0	1 0 1	1 0	2	0	0	1	0	0	2
1 JP Pegues	G	14:14	0-2	0-1	2-2	0 0 0	0 1	2	0	0	1	0	0	-6
2 Denver Jones	G	27:05	1-3	0-2	2-2	1 0 1	0 4	4	3	1	1	0	1	10
13 Miles Kelly		21:13	2-7	1-5	0-0	1 1 2	4 1	5	0	1	0	0	0	-4
31 Chaney Johnson		30:35	3-6	0-1	5-7	2 8 10	3 4	11	3	3	0	1	0	2
0 Tahaad Pettiford		23:37	7-12	5-8	2-2	1 2 3	3 1	21	3	0	0	0	0	13
5 Chris Moore		15:34	1-2	0-0	0-0	0 0 0	0 2	0	0	0	0	1	0	1
Team						2 3 5		0		1				
Totals			27-51	7-23	13-19	11 22 33	21 20 74	14	12	6	7	3	5	

Technical Fouls:NONE

Houston - 69

Record: 1-1

NO. Name	Min	FG	3P	FT	Rebounds			Fouls	PF	TP	AS	TO	ST	Blocks	BB	+/-
		M-A	M-A	M-A	OR	DR	TOT	FF	FD							
5 Ja'Vier Francis	F 08:53	1-1	0-0	2-2	0	1	1	2	1	4	0	1	0	0	0	0
13 J'Wan Roberts	F 38:03	6-14	0-0	0-1	3	4	7	4	1	12	1	2	1	1	3	0
4 LJ Cryer	G 27:37	5-14	1-4	2-3	0	0	0	4	1	13	2	1	1	0	1	-7
7 Miles Uzan	C 31:27	5-10	0-1	0-0	1	1	2	5	1	10	4	3	0	0	2	14
21 Emanuel Sharp	G 35:31	3-9	3-6	4-4	0	2	2	0	7	13	0	2	1	0	1	-4
11 Joseph Tugler	31:07	2-4	0-1	6-8	4	3	7	4	5	10	0	0	2	2	0	-5
23 Terrance Arceneaux	11:33	1-2	1-1	2-4	1	1	2	0	2	5	0	0	0	0	0	-2
8 Mylik Wilson	13:53	1-4	0-0	0-0	1	2	3	0	0	2	0	1	0	0	0	-16
3 Ramon Walker Jr.	01:57	0-0	0-0	0-0	0	0	0	1	0	0	0	0	0	0	0	-5
Team					5	4	9			0		0				
Totals		24-58	5-13	16-22	15	18	33	20	21	69	7	10	5	3	7	-5

Technical Fouls:NONE

	AUB	HOU
Biggest lead	7 (1 <sup>st</sup> 7:39)	9 (2 <sup>nd</sup> 15:16)
Best Scoring Run	8 (1 <sup>st</sup> 7:39)	7 (1 <sup>st</sup> 4:21)
Lead Changes	13	
Times Tied	6	
Time with Lead	11:21	24:36

Points from	AUB	HOU
Turnovers	10	16
Paint	36	28
Second Chance	9	16
Fast Breaks	14	10
Bench	39	17

Period by Period Scoring	1st	2nd	TOT
AUB	28	46	74
HOU	33	36	69

GAME 3 | #5/4 AUBURN 79, KENT STATE 56



Official Basketball Box Score - Final  
Kent St. at Auburn  
11/13/24 Neville Arena, Auburn  
2024-25 Men's Basketball

Game Time: 7:00 PM  
Kent St. at Auburn  
Game Duration: 1:54  
Attendance: 9,121

Kent St. - 56

Record: 2-1

No.	Name	Min	FG M-A	3P M-A	FT M-A	Rebounds OR DR TOT	Fouls PF FD	TP	AS	TO	ST	Blocks BS BA	++/-	
1	VonCameron Davis	F 17:52	6-14	2-6	5-5	0 2 2	4 1	19	0	0	0	0	1	0
42	Cliffon Hornbeak	C 24:13	2-6	0-0	0-0	3 4 7	2 1 4	1	2	0	0	0	2	-2
2	Marquis Barnett	G 20:06	0-4	0-2	2-2	1 3 4	1 1 2	0	0	0	0	0	1	-6
8	Morgan Safford	G 28:08	2-9	0-3	1-2	1 1 2	4 1 5	0	2	0	0	0	1	-4
11	Cian Medley	G 19:15	1-7	0-2	2-2	1 1 2	4 2 4	2	0	0	0	0	1	-9
22	Anthony Morales	23:10	1-4	0-1	0-0	2 1 3	0 0 3	0	0	0	2	0	0	-26
13	Jalen Sullinger	25:56	6-9	3-5	1-2	0 3 3	1 3 16	1	3	1	0	0	0	-23
14	Magnus Entenmann	06:49	0-2	0-1	0-0	0 0 0	0 0 0	0	1	0	0	0	0	-13
4	Jamal Sumlin	13:45	0-3	0-0	0-0	0 0 0	0 1 0	0	0	0	1	0	0	-17
15	Mike Bekela	06:26	0-1	0-0	0-0	0 0 0	0 0 0	0	0	0	0	0	0	-2
23	Delrecco Gillespie	14:20	2-2	0-0	0-2	2 3 5	3 1 4	0	0	1	0	0	0	-17
Team						2 3 5				0	1			
Totals			20-61	5-21	11-15	12 21 33	19 11 56	5	8	5	0	6	-23	

Technical Fouls:NONE

Auburn - 79

Record: 3-0

NO. Name		Min	FG M-A	3P M-A	FT M-A	Rebounds OR DR TOT	Fouls PF FD	TP	AS	TO	ST	BS Blocks	+/-
10 Chad Baker-Mazara	F	19:23	3-7	0-2	6-8	0 2 2	2 5	12	1	1	2	0	0
4 Johni Broome	C	28:05	8-12	0-2	2-3	2 10 12	3 3	18	4	0	0	3	0
44 Dylan Cardwell	C	28:11	1-2	0-0	1-3	4 4 8	0 4	3	4	1	0	0	0
2 Denver Jones	G	24:11	3-8	2-7	4-4	1 2 3	0 3	12	2	0	1	1	0
13 Miles Kelly	G	28:30	1-5	1-3	0-0	0 2 2	1 0	3	1	0	0	0	0
0 Tahaad Pettiford		22:34	3-6	1-4	2-2	0 1 1	4 1	9	4	2	0	0	0
31 Chaney Johnson		29:23	8-11	2-3	0-0	1 4 5	0 2	18	4	1	0	2	0
1 JP Pegues		18:37	0-4	0-3	2-2	0 0 0	1 1	2	3	0	0	0	0
5 Chris Moore		10:26	1-2	0-0	0-0	2 1 3	1 0	2	0	1	0	0	0
Team						1 4 5		0		0			
Totals			28-57	6-24	17-22	11 30 41	12 19	79	23	6	3	6	0

Technical Fouls:Pegues 2<sup>nd</sup> 20:00

	KSU	AUB
Biggest lead	0 (1 <sup>st</sup> 20:00)	23 (2 <sup>nd</sup> 1:33)
Best Scoring Run	12 (1 <sup>st</sup> 2:15)	12 (1 <sup>st</sup> 12:44)
Lead Changes	0	
Times Tied	0	
Time with Lead	00:00	39:00

Points from	KSU	AUB
Turnovers	11	12
Paint	26	42
Second Chance	10	9
Fast Breaks	2	12
Bench	22	31

Period by Period Scoring	1st	2nd	TOT
KSU	24	34	56
AUB	36	43	79

GAME 4 | #4/3 AUBURN 102, NORTH ALABAMA 69



Official Basketball Box Score - Final  
North Ala. at Auburn  
11/16/24 Neville Arena, Auburn  
2024-25 Men's Basketball

Game Time: 8:00 PM  
North Ala. at Auburn  
Game Duration: 1:48  
Attendance: 9,121

North Ala. - 69

Record: 3-2

NO. Name		Min	FG	3P	FT	Rebounds			Fouls		TP	AS	TO	ST	BS	BA	+/-
			M-A	M-A	M-A	OR	DR	TOT	PF	FD							
1 Dontie Bacchus	F	17:45	0-3	0-2	0-0	0	0	0	0	0	0	0	1	0	0	0	-21
3 Cornelious Williams	F	28:50	2-4	0-0	0-0	1	7	8	3	2	4	0	1	1	0	1	-17
5 Will Soucie	G	33:04	7-13	1-1	0-1	1	1	1	2	1	15	2	2	0	0	0	-28
10 Jacari Lane	G	31:47	5-15	1-3	5-6	1	3	4	2	4	16	1	2	1	0	1	-31
9 Taye Fields	G	22:59	2-6	0-0	2-2	0	2	2	2	1	6	0	0	2	0	1	-4
2 Daniel Ortiz		23:07	5-13	3-6	2-2	1	2	3	1	2	15	0	0	2	0	1	-20
4 Canin Jefferson		22:46	3-7	1-3	0-0	0	0	0	0	1	7	0	2	2	0	0	-17
21 Israel Jenrette		11:10	1-1	0-0	0-0	1	0	1	3	0	2	0	0	0	0	0	-16
8 Kevin de Kovachich		05:47	2-2	0-0	0-0	0	1	1	1	1	4	1	0	0	0	0	-5
13 Blake Floyd		02:45	0-0	0-0	0-0	0	0	0	0	0	0	0	2	0	0	0	-6
						4	2	6			0	0	3				
Totals			27-64	5-15	10-11	8	18	26	14	12	69	5	13	8	0	6	-33

2024-25 BOX SCORES

GAME 5 | #4/3 AUBURN 83, #5/5 IOWA STATE 81



Official Basketball Box Score - Final  
**Auburn at Iowa St.**  
11/25/24 Lahoma Civic Center, Lahoma, HI  
2024 Maui Invitational presented by Novavax

Game Time: 9:00 PM  
Game Duration: 2:13  
Attendance: 2,400

Officials: Marquis Pettigrew, Amy Bonner, Owen Shurt

Auburn - 83			Record: 5-0											
NO.	Name	Min	FG M A	3P M A	FT M A	Rebounds OR DR TOT	Fouls PF FD	TP	AS	TO	ST	Blocks BS BA	+/-	
10	Chad Baker-Mazara	F 21:58	5-8	3-4	5-5	0 3 3	4 3	18	1	3	2	0 0	9	
4	Johni Broome	C 36:26	7-13	2-5	5-6	3 7 10	2 5	21	2	1	2	2 0	1	
44	Dylan Cardwell	C 24:17	1-2	0-0	0-2	1 3 4	4 2	2	3	1	2	1 0	14	
2	Denver Jones	G 29:46	3-10	0-3	6-6	1 2 3	3 5	12	2	1	0	0 0	2	
13	Miles Kelly	G 30:21	5-13	2-9	0-0	0 2 2	3 0	12	2	3	0	1 0	3	
0	Tahaad Pettiford	19:14	5-10	2-5	2-2	0 2 2	2 2	14	1	1	1	0 0	-3	
31	Chaney Johnson	10:22	2-2	0-0	9-10	1 2 3	4 0	4	0	1	0	0 0	-13	
5	Chris Moore	10:40	0-0	0-0	0-0	1 0 1	1 0	0	2	0	0	0 0	8	
1	JP Pegues	12:38	0-0	0-0	0-1	0 1 1	1 0	0	0	1	0	0 0	-13	
8	Ja'Heim Hudson	04:18	0-1	0-1	0-0	0 1 1	0 0	0	1	0	0	0 0	2	
Team						3 2 5		0		0				
Totals			28-59	9-27	18-22	10 25 35	23 18	83	14	12	7	4 0	2	

Technical Fouls: NONE

Iowa St. - 81		Record: 3-1												
NO.	Name	Min	FG M-A	3P M-A	FT M-A	Rebounds OR DR TOT	Fouls PF FD	TP	AS	TO	ST	Blocks BS BA	+/-	
2	Joshua Jefferson	F 35:33	3-6	2-3	1-2	1 7 8	0 2	9	2	3	2	0 0	-8	
22	Milan Momcilovic	F 26:24	4-8	2-3	2-2	0 4 4	2 2	12	1	0	0	0 0	-3	
1	Dishon Jackson	C 21:18	2-6	0-0	9-10	1 2 3	3 5	10	0	1	2	0 1	-6	
3	Tamim Lipsey	G 32:10	3-9	0-3	0-2	1 1 2	2 1	6	2	1	2	0 2	7	
10	Keshon Gilbert	G 21:06	8-10	1-2	6-7	1 0 1	4 7	23	2	2	1	0 0	-3	
0	Nate Heise	21:16	0-1	0-1	0-0	0 1 1	1 0	0	2	0	0	0 0	-3	
5	Curtis Jones	28:30	4-11	2-6	4-4	1 4 5	2 5	14	3	0	1	0 1	3	
33	Brandon Chatfield	06:58	1-1	0-0	0-0	0 1 1	2 0	2	0	0	1	0 0	5	
15	Nojus Indrusaitis	06:45	0-1	0-0	2-2	0 1 1	2 1	2	0	1	0	0 0	-2	
Team						0 1 1		0		1				
Totals			25-53	7-18	24-29	5 22 27	18 23	81	12	9	9	0 4	-2	

Technical Fouls: NONE

		AUB	ISU
Biggest lead		4 (2 <sup>nd</sup> 3:19)	18 (1 <sup>st</sup> 4:18)
Best Scoring Run		13 (2 <sup>nd</sup> 15:30)	10 (1 <sup>st</sup> 8:23)
Lead Changes		3	
Times Tied		6	
Time with Lead		02:25	33:45
Points from Turnovers		AUB 28	ISU 34
Second Chance		AUB 14	ISU 2
Fast Breaks		AUB 12	ISU 21
Bench		AUB 18	ISU 18

GAME 7 | #4/3 AUBURN 90, MEMPHIS 76



Official Basketball Box Score - Final  
**Memphis at Auburn**  
11/27/24 Lahoma Civic Center, Lahoma, HI  
2024 Maui Invitational presented by Novavax

Game Time: 5:00 PM  
Game Duration: 1:56  
Attendance: 2,400

Officials: Pat Driscoll, Marquis Pettigrew, Owen Shurt

Memphis - 76			Record: 6-1											
NO.	Name	Min	FG M-A	3P M-A	FT M-A	Rebounds OR DR TOT	Fouls PF FD	TP	AS	TO	ST	Blocks BS BA	+/-	
2	Nicholas Jourdain	F 25:09	3-5	0-0	0-0	1 2 3	3 2	6	1	1	0	0 1	-9	
32	Moussa Cisse	C 15:54	0-1	0-0	0-0	1 1 2	0 1	0	0	1	0	0 0	-16	
3	Colby Rogers	G 30:01	4-7	3-3	4-4	0 1 1	1 1	15	0	0	0	0 0	-9	
4	PJ Haggerty	G 36:57	11-20	1-1	4-6	1 8 9	3 6	27	1	4	1	0 1	-17	
11	Tyrese Hunter	G 36:19	4-10	2-4	1-2	1 4 5	3 1	11	5	1	1	0 2	-10	
42	Dain Dainja	26:20	6-11	0-0	3-5	3 2 5	5 4	15	0	2	1	0 1	2	
6	Baraka Okojie	12:35	0-0	0-0	0-0	0 0 0	2 1	0	0	0	0	0 0	-10	
7	PJ Carter	08:45	0-2	0-1	2-2	1 0 1	0 1	2	0	1	0	0 0	-3	
1	Jared Harris	04:48	0-0	0-0	0-0	0 0 0	0 0	0	0	1	0	0 0	-4	
0	Demarian Yates	04:12	0-0	0-0	0-0	0 0 0	0 0	0	0	0	0	0 0	6	
Team						0 0 0		0		0				
Totals			28-56	6-9	14-19	8 18 26	17 17	76	7	11	3	0 5	-14	

Technical Fouls: NONE

Auburn - 90			Record: 7-0											
NO.	Name	Min	FG M-A	3P M-A	FT M-A	Rebounds OR DR TOT	Fouls PF FD	TP	AS	TO	ST	Blocks BS BA	+/-	
10	Chad Baker-Mazara	F 25:24	5-6	1-2	3-3	2 1 3	2 6	14	5	3	0	0 0	17	
4	Johni Broome	C 32:01	8-15	2-4	3-4	4 12 16	3 4	21	6	1	1	4 0	12	
44	Dylan Cardwell	C 26:09	8-8	1-1	1-3	2 1 3	2 2	18	6	1	1	0 0	14	
2	Denver Jones	G 30:49	3-9	1-4	4-4	1 2 3	3 1	11	2	0	0	0 0	17	
13	Miles Kelly	G 12:55	1-2	0-1	0-0	0 1 1	0 0	6	0	0	0	0 0	5	
0	Tahaad Pettiford	13:26	2-5	1-3	1-1	0 0 0	3 1	6	1	1	1	0 0	-4	
31	Chaney Johnson	19:03	4-7	1-3	0-0	2 2 4	0 9	0	0	1	1	0 0	7	
5	Chris Moore	16:15	1-2	0-1	0-0	1 0 1	1 0	2	2	0	1	0 0	2	
1	JP Pegues	18:24	1-5	1-5	0-0	1 1 2	0 0	3	1	1	1	0 0	10	
3	Jahki Howard	02:00	1-1	0-0	2-2	0 0 0	1 1	4	0	0	0	0 0	-4	
8	Ja'Heim Hudson	02:00	0-0	0-0	0-0	0 0 0	0 0	0	0	1	0	0 0	-4	
14	Presley Patterson	00:47	0-0	0-0	0-0	0 0 0	0 0	0	0	0	0	0 0	-1	
21	Blake Muschalek	00:47	0-0	0-0	0-0	0 0 0	0 0	0	0	0	0	0 0	-1	
Team						0 1 1		0		0				
Totals			34-60	8-24	14-17	11 21 32	18 17	90	23	9	6	5 0	47	

Technical Fouls: Bench 1<sup>st</sup> 0:47

		MEM	AUB
Biggest lead		0 (1 <sup>st</sup> 20:00)	22 (2 <sup>nd</sup> 7:11)
Best Scoring Run		6 (2 <sup>nd</sup> 1:11)	9 (1 <sup>st</sup> 17:50)
Lead Changes		0	
Times Tied		0	
Time with Lead		00:00	39:38
Points from Turnovers		MEM 14	AUB 20
Second Chance		MEM 36	AUB 44
Fast Breaks		MEM 14	AUB 18
Bench		MEM 8	AUB 2

GAME 6 | #4/3 AUBURN 85, #12/13 NORTH CAROLINA 72



Official Basketball Box Score - Final  
**Auburn at North Carolina**  
11/26/24 Lahoma Civic Center, Lahoma, HI  
2024 Maui Invitational presented by Novavax

Game Time: 11:00 PM  
Game Duration: 2:05  
Attendance: 2,400

Officials: Marquis Pettigrew, Steven Anderson, Scott Brown

Auburn - 85			Record: 6-0											
NO.	Name	Min	FG M-A	3P M-A	FT M-A	Rebounds OR DR TOT	Fouls PF FD	TP	AS	TO	ST	Blocks BS BA	+/-	
10	Chad Baker-Mazara	F 27:53	4-8	2-6	4-4	1 6 7	3 2	14	0	0	1	0 0	15	
4	Johni Broome	C 33:49	9-18	2-4	3-4	6 13 19	1 4	23	5	2	0	3 1	17	
44	Dylan Cardwell	C 10:23	1-2	0-0	0-0	0 1 1	4 0	2	0	0	1	1 2	6	
2	Denver Jones	G 29:39	2-9	2-5	4-6	0 0 0	4 4	10	3	3	2	0 1	3	
13	Miles Kelly	G 20:45	5-10	3-7	2-2	0 2 2	3 2	15	0	0	0	0 0	13	
0	Tahaad Pettiford	19:54	4-10	2-5	0-0	0 2 2	2 2	10	3	1	1	0 0	3	
5	Chris Moore	12:17	0-0	0-0	0-0	1 1 2	1 1	0	0	0	2	0 0	0	
31	Chaney Johnson	33:31	5-10	0-1	1-1	3 5 8	3 1	11	3	1	0	2 0	5	
1	JP Pegues	11:49	0-2	0-2	0-0	0 1 1	1 0	0	1	0	0	0 0	3	
Team						0 0 0	0	1						
Totals			30-69	11-30	14-17	11 31 42	22 16	85	15	8	7	7 2	13	
Technical Fouls: NONE														

Technical Fouls: NONE

North Carolina - 72			Record: 4-2											
NO.	Name	Min	FG M-A	3P M-A	FT M-A	Rebounds OR DR TOT	Fouls PF FD	TP	AS	TO	ST	Blocks BS BA	+/-	
13	Jalen Washington	F 16:34	1-4	0-0	0-2	0 2 2	2 2 2	0	3	0	1	0 0	-15	
24	Jae'Lyn Withers	F 19:31	1-4	1-2	7-8	1 6 7	1 5 10	0	0	0	0	1 1	-19	
3	Elliott Cadeau	G 30:06	5-15	0-0	0-1	2 4 6	4 3 10	3	2	1	0	3 3	-16	
4	RJ Davis	G 35:54	5-11	1-4	1-1	0 5 5	1 5 12	1	1	0	0	1 1	-14	
7	Seth Trimble	G 34:31	7-13	3-6	0-2	0 1 1	3 2 17	1	3	1	0	0 0	-8	
11	Ian Jackson	17:43	3-7	1-3	2-2	0 3 3	1 2 9	0	0	0	0	1 1	0	
22	Van-Allen Lubin	23:26	4-6	0-0	2-2	4 5 9	2 1 10	0	1	0	1	1 2	2	
9	Drake Powell	20:47	1-2	0-1	0-0	0 1 1	0 1 2	2	2	0	1	0 0	9	
5	Cade Tyson	01:28	0-0	0-0	0-1	0 1 1	2 1 0	0	0	0	0	0 0	-4	
Team						0 1 1		0	0					
Totals			27-62	6-16	12-19	7 29 36	16 22 72	7	10	3	2 7	-13		

Technical Fouls: NONE

		AUB	UNC								
Biggest lead	19 (2 <sup>nd</sup> 8:05)		0 (1 <sup>st</sup> 20:00)		Points from Turnovers	AUB	UNC	Period by Period Scoring			
Best Scoring Run	9 (2 <sup>nd</sup> 17:16)		11 (1 <sup>st</sup> 9:31)		Paint	15	6		1st	2nd	TOT
					Second Chance	32	36	AUB	40	45	85
Lead Changes					Fast Breaks	12	12	UNC	32	40	72
Times Tied	0				Free Throws	11	15				
Time with Lead	39:36		00:00		Bench	21	21				

2024-25 BOX SCORES

GAME 9 | #2/2 AUBURN 98, RICHMOND 54



Official Basketball Box Score - Final  
Richmond at Auburn  
12/08/24 Neville Arena, Auburn  
2024-25 Men's Basketball

Game Time: 11:00 AM  
Game Duration: 1:56  
Attendance: 9,121

Officials: Bart Lenox, Vladimir Voyard-Tadai, K.B. Burdett Jr.

Richmond - 54													Record: 4-5												
NO. Name	Min	FG M-A	3P M-A	FT M-A	Rebounds OR DR TOT	Fouls PF FD	TP	AS	TO	ST	Blocks BS BA	+/-													
7 Dusan Neskovic	F 26:35	3-12	1-8	5-5	2 0 2	3 4 12	1	0	1	0	2	-35													
21 Mike Walz	C 14:09	2-6	0-2	2-2	2 5 7	1 2 6	1	4	0	0	0	-17													
1 Mikkel Tyne	G 29:24	6-10	3-6	1-1	1 2 3	2 2 16	0	2	2	0	0	-40													
3 Delonnie Hunt	G 29:48	2-12	0-4	6-6	0 4 4	2 2 10	3	5	1	0	1	-36													
33 Apostolos Roumoglou	G 23:51	1-4	1-4	0-0	1 2 3	1 0 3	0	3	1	3	0	-27													
9 Jonathan Beagle	19:52	1-6	0-1	0-0	0 2 2	3 1 2	3	0	1	0	1	-18													
11 Jason Roche	19:29	1-3	1-3	1-3	0 0 0	2 1 4	0	0	1	0	0	-18													
5 Collin Tanner	18:48	0-3	0-1	1-2	1 2 2	1 1 0	0	0	0	0	0	-10													
13 Jack Graham	07:12	0-0	0-0	0-0	0 0 0	1 0 0	0	0	0	0	0	-8													
12 Ryan Soules	05:59	0-3	0-1	0-0	0 2 2	0 0 0	0	0	0	0	0	-2													
40 George Washington III	01:53	0-0	0-0	0-0	0 0 0	0 0 0	0	0	0	0	0	-2													
Team					3 3 6		0	1																	
Totals		16-59	6-30	16-19	10 21 31	17 13 54	8	15	7	3	5	-44													
													Technical Fouls:NONE												

Auburn - 98													Record: 9-1												
NO. Name	Min	FG M-A	3P M-A	FT M-A	Rebounds OR DR TOT	Fouls PF FD	TP	AS	TO	ST	Blocks BS BA	+/-													
10 Chad Baker-Mazara	F 18:36	5-8	1-3	2-2	1 5 6	1 2 13	5	1	1	1	0	28													
4 Johni Broome	C 23:17	5-10	0-2	1-4	1 4 5	1 2 11	6	2	0	2	0	29													
44 Dylan Cardwell	C 20:13	3-8	0-0	1-3	3 2 5	1 3 7	2	1	2	1	1	22													
2 Denver Jones	G 25:34	3-10	3-8	2-2	1 4 5	0 2 11	0	0	1	0	1	27													
13 Miles Kelly	G 22:37	4-7	4-5	3-3	1 4 5	1 1 15	2	0	3	0	0	27													
0 Tahaad Pettiford	21:42	4-8	4-8	3-3	0 3 3	2 2 15	3	2	1	1	0	19													
3 Jahki Howard	20:42	5-9	1-2	2-4	2 2 4	3 2 13	0	0	0	0	0	16													
31 Chaney Johnson	20:23	2-4	0-0	3-4	3 3 6	2 2 7	1	1	0	1	0	20													
5 Chris Moore	12:08	0-0	0-0	2-2	2 2 4	3 1 2	2	1	0	0	0	13													
8 Ja'Heim Hudson	05:29	1-1	0-0	0-0	0 1 1	0 0 2	1	0	1	0	0	9													
1 JP Pegues	04:38	0-3	0-2	0-0	0 1 1	0 0 0	1	0	0	0	0	6													
21 Blake Muschalek	03:17	1-1	0-0	0-0	0 0 0	0 0 0	0	2	0	0	0	4													
7 CJ Williams	00:42	0-0	0-0	0-0	0 0 0	0 0 0	0	0	0	0	0	0													
14 Presley Patterson	00:42	0-0	0-0	0-0	0 1 1	0 0 0	0	0	0	0	0	0													
Team					1 2 3		0	0																	
Totals		33-69	13-30	19-27	15 34 49	14 17 98	23	7	10	5	3	44													
													Technical Fouls:Howard 1 <sup>st</sup> 7:57												

	RIC	AUB	Points from		RIC	AUB	Period by Period Scoring			
Biggest lead	0 (1 <sup>st</sup> 20:00)	44 (2 <sup>nd</sup> 1:20)	Turnovers	3	18					
Best Scoring Run	6 (2 <sup>nd</sup> 9:28)	12 (2 <sup>nd</sup> 15:35)	Paint	20	38		1st	2nd	TOT	
Lead Changes	0		Second Chance	12	22	RIC	27	27	54	
Times Tied	0		Fast Breaks	6	12					
Time with Lead	00:00	38:59	Bench	7	41	AUB	52	46	98	

GAME 10 | #2/2 AUBURN 91, OHIO STATE 53



Official Basketball Box Score - Final  
Ohio St. at Auburn  
12/14/24 State Farm Arena, Atlanta  
2024-25 Men's Basketball

Game Time: 1:00 PM  
Game Duration: 2:05  
Attendance: 12,900

Officials: Terry Oglesby, Byron Jarrett, Owen Shortt

Ohio St. - 53													Record: 6-4												
NO. Name	Min	FG M-A	3P M-A	FT M-A	Rebounds OR DR TOT	Fouls PF FD	TP	AS	TO	ST	Blocks BS BA	+/-													
8 Micah Parrish	F 28:16	4-7	1-3	1-2	0 3 3	3 1 10	2	2	0	1	0	-23													
13 Sean Stewart	F 24:14	3-11	0-0	0-0	2 4 6	1 6 7	3	4	8	0	0	-3													
21 Devin Royal	F 34:46	4-9	0-1	6-8	1 4 5	2 6 14	1	0	1	0	1	-34													
1 Meeschie Johnson	G 29:30	1-4	1-2	2-4	0 0 0	1 2 3	1	4	3	1	2	-24													
2 Bruce Thornton	G 33:21	1-7	1-4	0-1	0 2 2	1 4 3	1	2	0	0	1	-42													
25 Austin Parks	07:25	1-2	0-0	0-0	0 0 0	1 0 2	0	0	0	0	0	-10													
0 John Mobley Jr.	34:42	3-8	2-5	0-0	0 3 3	0 0 8	1	1	1	0	0	-28													
12 Evan Mahaffey	10:30	0-2	0-0	0-0	0 0 0	1 0 0	0	0	0	0	0	-11													
17 Ivan Njegovan	07:16	1-1	1-1	0-0	0 1 1	0 0 3	0	0	0	0	0	-1													
Team					3 4 7		0	1																	
Totals		18-51	6-16	11-19	5 23 28	12 17 53	7	8	5	4	13	-38													
													Technical Fouls:NONE												

Auburn - 91										Record: 9-1													
NO.	Name	Min	FG		3P		FT		Rebounds		Fouls		TP	AS	TO	ST	Blocks		+/-	Shooting By Period			
			M-A	P	M-A	P	M-A	P	OR	DR	PF	FT					BS	BA		1st FG	1st F	2nd FG	2nd F
10	Chad Baker-Mazara	F 21:30	2-7	0-3	0-4	0-4	1	3	4	2	4	8	0	0	0	0	0	0	24	1st FG	19-39	48.7%	
4	Johni Broome	C 25:46	9-18	1-3	2-3	7	13	20	1	4	21	6	0	1	3	1	3	13	3PT%	9-16	56.3%		
44	Dylan Cardwell	C 25:17	5-10	0-0	0-0	3	5	8	2	0	10	2	0	0	4	1	18	2nd FG	14-33	66.7%			
2	Dermer Jones	G 28:23	5-6	4-5	0-0	0	1	1	0	0	14	1	2	0	0	0	34	3PT%	4-14	28.6%			
13	Miles Kelly	G 14:58	3-8	2-6	0-0	0	0	0	3	0	8	0	0	2	1	0	18	FT	10-11	90.9%			
0	Tahaad Pettiford	24:29	3-8	3-4	0-0	0	4	4	2	0	9	5	2	1	0	1	30	GM FG	33-72	45.8%			
31	Chaney Johnson	18:01	1-4	0-2	3-4	2	2	4	2	5	2	0	0	2	1	0	18	3PT%	13-30	43.3%			
5	Chris Moore	12:47	0-0	0-0	0-0	0	0	0	0	0	0	0	0	0	0	1	18	FT	12-14	85.7%			
1	Jahki Howard	12:48	3-4	2-2	3-3	0	0	0	0	0	11	0	1	0	1	0	1	Dead Ball Rebounds: 2					
1	J/P Pegues	08:12	0-1	0-1	0-0	0	2	2	1	1	0	2	0	0	0	0	-1						
8	Ja'Heim Hudson	05:09	2-6	1-4	0-0	0	0	0	1	0	5	0	0	0	1	0	-1						
21	Blake Muschalek	02:43	0-0	0-0	0-0	0	0	0	0	0	0	0	0	0	0	0	-5						
14	Presley Patterson	01:47	0-0	0-0	0-0	0	0	0	0	0	0	0	0	0	0	0	-6						
Team						2	1	3			0	0											
Totals			33-72	13-30	12-14	16	33	49	17	12	91	18	5	4	13	4	38	Technical Fouls: NONE					

2024-25 BOX SCORES

GAME 13 | #2/2 AUBURN 87, MONMOUTH 58



Official Basketball Box Score - Final  
Monmouth at Auburn  
12/20/24 Neville Arena, Auburn  
2024-25 Men's Basketball

Game Time: 5:30 PM  
Game Duration: 1:57  
Attendance: 9,121

Officials: Joe Lindsay, Jason Baker, Michael Wallace

Monmouth - 58

Record: 2-11

NO.	Name	Min	FG	3P	FT	Rebounds	Fouls	TP	AS	TO	ST	Blocks	+/-
			M-A	M-A	M-A	OR DR TOT	PF	FD				BS BA	
0	Dok Muordar	F 10:57	1-3	0-0	0-0	0 1 1	2	0	0	0	0	3 1 0	0
2	Jarell Valencia	F 28:39	6-13	1-4	0-0	0 4 4	4	0	0	0	0	0 0 0	-12
1	Abdi Bashir Jr.	G 36:02	4-15	2-5	5-5	0 2 2	0 3	15	4	2	0	0 3	-25
3	Madison Durr	G 32:16	3-5	1-1	5-6	1 1 2	4 4	12	3	3	1	0 1	-18
13	Jack Collins	G 33:34	2-4	1-3	1-2	2 2 4	3 3	6	3	1	2	0 0	-22
21	Chris Morgan	15:12	3-7	0-0	2-4	0 4 4	2 2	8	0	2	0	0 0	0
23	Cornelius Robinson Jr.	17:29	0-3	0-0	0 0	3 3 3	2 0	0	0	0	0	0 2	-32
11	Aric Demings	06:50	0-0	0-0	0 0	0 0 0	0 0	0	0	2	1	0 0	-13
6	Jordan Meka	03:11	0-0	0-0	0 0	1 0 1	2 0	0	0	0	0	0 0	-14
4	Andrew Ball	02:48	0-0	0-0	0 0	0 0 0	0 0	0	0	0	0	0 0	-5
7	Justin Ray	01:42	0-0	0-0	0 0	0 0 0	2 0	0	0	0	0	0 0	-4
5	Corey Miller	02:16	0-0	0-0	0 0	1 1 1	0 0	0	0	1	0	0 0	0
9	Lucas Orchard	02:16	0-0	0-0	2-2	0 0 0	0 1	2	0	0	1	0 0	0
10	Jack Leahy	02:16	0-0	0-0	0 0	0 0 0	0 0	0	0	0	0	0 0	0
30	Sam Fagan	02:16	0-2	0-0	0 0	0 0 0	0 0	0	0	0	0	0 0	0
42	Quinn Peters	02:16	0-0	0-0	0 0	0 0 0	0 0	0	0	0	0	0 0	0
Team						1 4 5		0	0				
Totals			19-52	5-13	15-19	5 22 27	19 15	58	10	11	5	3 7	-29

Technical Fouls: NONE

Auburn - 87

Record: 12-1

NO.	Name	Min	FG	3P	FT	Rebounds	Fouls	TP	AS	TO	ST	Blocks	+/-
			M-A	M-A	M-A	OR DR TOT	PF	FD				BS BA	
10	Chad Baker-Mazara	F 22:17	3-8	3-8	4-4	1 2 3	1 4	13	4	0	1	0 0	24
4	Johni Broomie	C 22:11	4-8	0-2	6-10	4 7 11	1 6	14	4	0	1	3 0	27
44	Dylan Cardwell	C 18:59	5-8	0-0	2-5	6 5 11	3 4	12	1	0	1	2 2	8
23	Denver Jones	G 25:23	3-5	3-3	0-0	1 2 3	1 0	9	1	0	1	0 0	21
13	Miles Kelly	G 20:17	2-7	1-4	3-3	0 4 4	0 2	8	2	0	0	0 0	15
0	Tahaad Pettiford	26:34	4-9	1-5	0-0	1 1 3	0 0	9	5	3	1	1 0	36
31	Chaney Johnson	19:28	3-5	0-2	6-6	2 2 2	0 3	12	2	1	1	0 0	30
5	Chris Moore	10:14	0-1	0-1	0-0	0 4 4	1 0	0	1	1	0	0 0	1
3	Jahki Howard	17:07	3-8	0-3	0-0	0 0 0	2 0	6	1	1	1	0 1	2
8	Ja'Heim Hudson	06:50	2-5	0-1	0-0	1 0 1	2 0	4	0	0	0	1 0	-7
1	JP Pegues	04:39	0-1	0-1	0-0	1 1 2	0 0	0	0	1	0	0 0	-9
21	Blake Muschalek	03:07	0-0	0-0	0 0	0 0 0	1 0	0	0	0	0	0 0	-5
7	CJ Williams	01:27	0-1	0-0	0-0	0 0 0	0 0	0	0	0	1	0 0	1
14	Presley Patterson	01:27	0-0	0-0	0-0	1 0 1	0 0	1	0	0	0	0 0	1
Team						2 3		0	0				
Totals			29-66	8-30	21-28	16 30 46	15 19	87	22	7	8	7 3	-29

Technical Fouls: NONE

	MON	AUB				
Biggest lead	5 (1 <sup>st</sup> 15:58)	38 (2 <sup>nd</sup> 7:52)	Points from Turnovers	MON	AUB	
Best Scoring Run	11 (2 <sup>nd</sup> 1:27)	18 (1 <sup>st</sup> 1:10)	Paint	5	20	
Lead Changes	6		Second Chance	20	40	
Times Tied	4		Second Chance	4	15	
Time with Lead	06:57	31:22	Fast Breaks	10	17	
			Bench	10	31	
			Period by Period Scoring			
				1st	2nd	TOT
			MON	28	30	58
			AUB	46	41	87

GAME 15 | #2/2 AUBURN 87, TEXAS 82



Official Basketball Box Score - Final  
Auburn at Texas  
01/07/25 Moody Center, Austin  
2024-25 Men's Basketball

Game Time: 8:00 PM  
Game Duration: 2:26  
Attendance: 10,516

Officials: Terry Oglestry, Joe Lindsay, Byron Jarrett

Auburn - 87

Record: 14-1 (2-0)

NO.	Name	Min	FG	3P	FT	Rebounds	Fouls	TP	AS	TO	ST	Blocks	+/-
			M-A	M-A	M-A	OR DR TOT	PF	FD				BS BA	
10	Chad Baker-Mazara	F 27:55	4-8	1-3	7-8	0 5 5	2 6	16	3	2	1	2 1 7	
4	Johni Broomie	C 35:39	7-15	0-1	6-7	4 8 12	3 7	20	5	1	2	3 0 3	
44	Dylan Cardwell	C 16:41	0-0	0-0	0-0	3 3 6	2 0	0	0	1	0	1 0	2
2	Denver Jones	G 32:41	3-6	1-3	3-4	0 2 2	3 2	10	4	1	0	2 0 5	
13	Miles Kelly	G 29:13	6-12	4-6	2-3	1 2 3	4 1	18	1	2	0	0 1	13
0	Tahaad Pettiford	16:51	3-7	1-2	3-3	0 3 3	3 2	10	0	1	1	0 2	1
31	Chaney Johnson	22:26	2-6	0-3	0-0	2 2 2	0 4	2	1	1	2	0 7	
5	Chris Moore	08:19	1-3	1-2	0-0	0 0 0	3 0	3	0	0	0	0 0	-9
3	Jahki Howard	10:15	3-4	0-1	0-0	1 0 1	0 2	6	0	0	1	0 0	-4
Team						3 0 3		0	1				
Totals			29-61	8-21	21-25	12 25 37	22 20	87	15	10	6	10 4	5

Technical Fouls: Broomie 2<sup>nd</sup> 1:23

Texas - 82

Record: 11-4 (0-2)

NO.	Name	Min	FG	3P	FT	Rebounds	Fouls	TP	AS	TO	ST	Blocks	+/-
			M-A	M-A	M-A	OR DR TOT	PF	FD				BS BA	
5	Kadin Shedrick	F 30:47	2-4	0-0	0-0	4 3 7	4 1	4	0	1	0	2 1 6	
6	Arthul Kaluma	F 38:18	12-16	5-6	5-7	1 7 8	1 6	34	2	2	0	2 2 1	
0	Jordan Pope	G 28:37	4-11	0-0	11-11	1 1 2	1 5	19	1	1	3	0 2	-2
12	Tramon Mark	G 29:46	1-5	0-0	3-4	1 4 5	3 2	5	1	1	1	0 2	-6
20	Tre Johnson	G 37:35	5-13	0-3	1-2	0 3 3	3 2	11	2	2	2	0 1 1	
1	Julian Larry	14:38	1-3	0-0	4-4	1 1 2	3 2	6	0	4	0	0 1	-5
2	Chendall Weaver	01:59	0-0	0-0	0 0	0 0 0	1 0	0	0	0	0	0 0	-4
21	Zeki Onyema	04:40	1-2	0-0	0-0	1 1 1	3 2	2	0	0	0	0 1	-7
25	Jayson Kent	13:40	0-2	0-2	1-2	1 0 1	1 1	1	0	0	0	0 0	-9
Team						0 1 1		0	0				
Totals			26-56	5-14	25-30	9 21 30	20 21	82	6	11	6	4 10	-5

Technical Fouls: NONE

	AUB	TEXAS						
Biggest lead	21 (2 <sup>nd</sup> 12:57)	4 (1 <sup>st</sup> 18:28)	Points from	AUB	TEXAS	Period by Period Scoring		
Best Scoring Run	9 (1 <sup>st</sup> 11:52)	8 (2 <sup>nd</sup> 10:41)	Turnovers	12	12	1st	2nd	TOT
Lead Changes			Paint	28	28	AUB		
Times Tied	2		Second Chance	20	12	39	48	87
Time with Lead	34:35	02:13	Fast Breaks	11	9	TEXAS		
			Bench	23	9	27	55	82

GAME 14 | #2/2 AUBURN 84, MISSOURI 68



Official Basketball Box Score - Final  
Missouri at Auburn  
01/04/25 Neville Arena, Auburn  
2024-25 Men's Basketball

Game Time: 3:00 PM  
Game Duration: 2:14  
Attendance: 9,121

Officials: Pat Adams, KB Burdett Jr., Patrick Evans

Missouri - 68

Record: 11-3 (0-1)

NO.	Name	Min	FG	3P	FT	Rebounds	Fouls	TP	AS	TO	ST	Blocks	+/-
			M-A	M-A	M-A	OR DR TOT	PF	FD				BS BA	
25	Mark Mitchell	F 17:29	2-9	1-3	1-2	1 0 1	2 2	6	0	0	0	0 4	-20
33	Josh Gray	C 08:31	1-1	0-0	1-2	1 1 2	2 1	3	0	1	1	0 0	-7
0	Anthony Robinson II	G 14:16	0-2	0-1	0-0	0 2 2	2 1	0	2	1	0	0 0	-11
2	Tamar Bates	G 23:08	3-9	0-4	2-2	0 3 3	1 2	8	0	2	0	0 2	-20
12	Tony Perkins	G 19:55	2-3	0-0	0-0	1 0 1	2 2	4	0	3	2	2 0	-18
23	Aidan Shaw	02:45	1-2	0-0	0-0	0 0 0	0 0	2	0	0	0	0 1	-2
4	Marcus Allen	21:44	2-6	1-2	4-6	1 4 5	2 4	9	1	3	3	0 1	4
11	Trent Pierce	16:53	3-5	1-3	1-2	1 1 2	2 0	8	0	1	1	0 0	16
31	Caleb Grill	13:57	0-3	0-3	0-0	3 3 6	2 0	0	0	1	1	0 0	0
21	Peyton Marshall	01:24	0-0	0-0	0-0	0 0 0	1 0	0	0	2	0	0 0	-3
35	Jacob Crews	18:12	2-5	2-3	0-0	0 1 1	1 0	6	0	0	0	0 0	5
1	Marques Warrick	16:47	5-8	2-4	7-8	2 1 3	1 3	19	2	1	1	0 0	9
5	T.O. Barrett	13:23	0-2	0-0	1-2	0 0 0	1 1	1	2	2	3	0 0	10
6	Annor Boateng	11:36	0-0	0-0	2-2	0 0 0	0 3	1	2	1	0	1 0	9
Team						3 2 5		0	0				
Totals			21-55	7-23	19-26	13 18 31	20 20	68	12	16	13	1 9	-16

Technical Fouls: NONE

Auburn - 84

Record: 13-1 (0-0)

NO.	Name	Min	FG	3P	FT	Rebounds	Fouls	TP	AS	TO	ST	Blocks	+/-
			M-A	M-A	M-A	OR DR TOT	PF	FD				BS BA	
10	Chad Baker-Mazara	F 24:33	3-4	2-3	5-5	1 2 3	3 3	13	2	1	3	0 0	17
4	Johni Broomie	C 28:22	9-13	1-2	5-8	0 7 7	4 5	24	2	2	1	4 0	15
44	Dylan Cardwell	C 14:54	1-1	0-0	0-0	1 0 1	2 2	2	0	0	0	3 0	9
2	Denver Jones	G 27:35	3-7	2-6	2-2	0 1 1	1 3	10	7	2	0	0 0	17
13	Miles Kelly	G 31:42	2-6	1-3	1-2	0 5 5	3 3	6	1	1	1	1 0	16
0	Tahaad Pettiford	18:59	3-8	2-5	2-3	0 0 0	3 2	10	2	4	1	0 1	1

2024-25 BOX SCORES

GAME 17 | #1/1 AUBURN 88, #15/#18 MISSISSIPPI ST. 66



Official Basketball Box Score - Final  
**Mississippi St. at Auburn**  
01/14/25 Neville Arena, Auburn  
2024-25 Men's Basketball

Game Time: 6:00 PM  
Game Duration: 2:02  
Attendance: 9,121

Officials: Don Daly, Owen Shortt, Vladimir Voyard-Tidal

Mississippi St. - 66

Record: 14-3 (2-2)

NO. Name	Min	FG M-A	3P M-A	FT M-A	Rebounds OR DR TOT	Fouls PF FO	TP	AS	TO	ST	Blocks BS BA	+/-
4 Cameron Matthews	F 36:07	2-10	0-2	0-0	2 3 5	3 2 4	2	3	0	0	4	-21
22 RJ Melendez	F 28:16	5-12	0-4	5-6	5 5 10	3 3 15	0	4	0	1	2	-15
23 Michael Nwoko	C 17:00	1-5	0-1	0-1	1 2 3	1 1 2	1	0	0	1	1	-8
0 Claudell Harris Jr.	G 30:02	4-10	1-5	2-2	1 1 2	3 2 11	1	4	2	0	1	-35
12 Josh Hubbard	G 35:36	2-12	2-10	11-12	0 5 5	0 7 17	0	1	1	0	1	-18
3 KeShawn Murphy	26:02	5-8	0-0	1-6	5 3 8	2 4 11	0	2	2	0	0	-10
5 Shawn Jones Jr.	16:22	3-4	0-0	0-0	1 2 3	2 0 6	0	1	0	0	1	-11
6 Delquan Warren	09:31	0-2	0-2	0-0	0 1 1	1 0 0	0	1	1	2	0	6
8 Harrison Alexander	01:04	0-0	0-0	0-0	0 0 0	0 0 0	0	0	0	0	0	2
Team					5 0 5	0 0 0	0	0	0	0	0	
Totals		22-63	3-24	19-27	20 22 42	15 19 56	5	16	7	2	10	-22

Technical Fouls:NONE

Shooting By Period			
1 <sup>st</sup> FG%	9-31	29.0%	
3PT%	1-11	9.1%	
FT%	8-10	80%	
2 <sup>nd</sup> FG%	13-32	40.6%	
3PT%	2-13	15.4%	
FT%	11-17	64.7%	
GM FG%	22-63	34.9%	
3PT%	3-24	12.5%	
FT%	19-27	70.4%	
Dead Ball Rebounds:	6	0	

Auburn - 88

Record: 16-1 (4-0)

NO. Name	Min	FG M-A	3P M-A	FT M-A	Rebounds OR DR TOT	Fouls PF FO	TP	AS	TO	ST	Blocks BS BA	+/-
10 Chad Baker-Mazara	F 24:33	8-11	3-5	1-2	0 2 2	3 2 20	1	2	1	2	0	13
31 Chaney Johnson	F 34:04	7-10	1-1	2-2	2 6 8	4 2 17	1	1	1	4	0	35
44 Dylan Cardwell	C 28:44	4-6	0-0	1-3	2 3 5	2 3 9	1	2	1	2	0	12
2 Denver Jones	G 27:32	3-8	1-5	6-6	0 1 1	1 3 13	3	0	2	1	0	11
13 Miles Kelly	G 29:08	4-8	3-5	2-2	2 8 10	4 1 13	0	1	2	0	1	35
0 Tahaad Pettiford	21:12	5-11	2-6	0-0	0 0 0	2 1 12	3	1	4	0	0	2
5 Chris Moore	11:47	1-1	0-0	0-0	0 2 2	0 1 2	0	0	0	0	0	-5
3 Jakhii Howard	14:23	1-3	0-2	0-0	0 0 0	3 2 2	0	1	0	1	0	11
8 Ja'Heim Hudson	04:21	0-1	0-0	0-0	1 0 1	1 0 0	0	0	0	0	0	4
7 CJ Williams	01:04	0-0	0-0	0-0	0 0 0	0 0 0	0	0	0	0	0	-2
14 Presley Patterson	01:04	0-1	0-0	0-0	0 0 0	0 0 0	0	0	0	0	1	-2
21 Blake Muschalek	01:04	0-0	0-0	0-0	0 0 0	0 0 0	0	0	1	0	0	-2
22 Reed Trapp	01:04	0-0	0-0	0-0	0 0 0	0 0 0	0	0	0	0	0	-2
Team					0 1 1	0 1 1	0	1	0	0	0	
Totals		33-60	10-24	12-15	7 23 30	19 15 88	9	10	11	10	2	22

Technical Fouls:NONE

MSU		AUB	
Biggest lead	0 (1 <sup>st</sup> 20:00)	26 (2 <sup>nd</sup> 10:51)	
Best Scoring Run	8 (2 <sup>nd</sup> 6:52)	11 (2 <sup>nd</sup> 1:28)	
Lead Changes	0		
Times Tied	0		
Time with Lead	00:00	39:33	

Points from		MSU		AUB	
Turnovers	10	22			
Paint	38	36			
Second Chance	24	8			
Fast Breaks	7	11			
Bench	17	16			

Shooting By Period			
1 <sup>st</sup> FG%	17-29	58.6%	
3PT%	7-13	53.8%	
FT%	5-6	83.3%	
2 <sup>nd</sup> FG%	16-31	51.6%	
3PT%	3-11	27.3%	
FT%	7-9	77.8%	
GM FG%	33-60	55.0%	
3PT%	10-24	41.7%	
FT%	12-15	80.0%	
Dead Ball Rebounds:	1	0	

GAME 18 | #1/1 AUBURN 70, #23/23 GEORGIA 68



Official Basketball Box Score - Final  
**Auburn at Georgia**  
01/18/25 Stegeman Coliseum, Athens  
2024-25 Men's Basketball

Game Time: 1:01 PM  
Game Duration: 2:27  
Attendance: 10,523

Officials: Pat Adams, Wil Howard, Mike Nance

Auburn - 70

Record: 17-1 (5-0)

NO. Name	Min	FG M-A	3P M-A	FT M-A	Rebounds OR DR TOT	Fouls PF FO	TP	AS	TO	ST	Blocks BS BA	+/-
10 Chad Baker-Mazara	F 31:21	5-16	3-6	0-0	1 5 6	2 2 13	1	0	1	0	2	2
31 Chaney Johnson	F 35:04	1-9	0-0	0-0	2 4 6	3 1 2	1	2	0	1	1	-2
40 Dylan Cardwell	G 22:05	1-2	0-0	0-2	6 1 7	1 2 3	0	0	2	4	0	18
2 Denver Jones	G 27:01	3-8	1-4	1-2	1 0 1	3 2 8	0	3	0	0	0	16
13 Miles Kelly	G 31:31	4-8	1-4	4-4	0 5 5	1 2 13	0	1	1	0	0	3
8 Ja'Heim Hudson	18:30	2-3	0-1	1-2	3 0 3	3 2 5	0	1	1	2	0	-8
0 Tahaad Pettiford	21:59	7-13	5-7	5-8	0 3 3	2 5 24	2	2	2	2	0	19
3 Jakhii Howard	09:50	1-2	0-1	1-2	0 1 1	1 1 2	0	0	1	0	0	-1
5 Chris Moore	02:39	0-0	0-0	0-0	0 2 2	0 0 0	0	0	0	0	0	1
Team					2 3 5	0 2 2	0	0	2	0	0	
Totals		24-61	10-23	12-20	15 24 39	16 17 70	7	11	9	5	5	2

Technical Fouls:NONE

Shooting By Period			
1 <sup>st</sup> FG%	11-34	32.4%	
3PT%	6-15	40.0%	
FT%	5-9	55.6%	
2 <sup>nd</sup> FG%	13-27	48.1%	
3PT%	4-8	50.0%	
FT%	7-11	63.6%	
GM FG%	24-61	39.3%	
3PT%	10-23	43.5%	
FT%	12-20	60.0%	
Dead Ball Rebounds:	4	2	

Georgia - 68

Record: 14-4 (3-3)

NO. Name	Min	FG M-A	3P M-A	FT M-A	Rebounds OR DR TOT	Fouls PF FO	TP	AS	TO	ST	Blocks BS BA	+/-
10 RJ Godfrey	F 22:53	2-3	0-0	1-4	1 3 4	2 2 5	0	0	0	1	0	6
14 Asa Newell	F 33:02	6-13	2-4	2-4	1 9 10	3 4 16	1	2	0	1	0	1
0 Blue Cain	G 30:22	4-11	2-6	2-4	2 6 8	1 2 12	2	4	0	0	0	12
5 Silas Demary Jr.	G 29:33	3-10	1-5	1-2	1 2 3	4 2 8	2	3	1	0	1	-13
7 Tyrin Lawrence	G 29:23	4-9	2-4	2-4	2 1 3	2 1 12	1	0	0	1	2	11
1 Dakota Lefew	25:31	3-4	0-1	0-0	1 1 2	1 3 6	1	3	2	1	0	0
2 De'Shayne Montgomery	05:43	0-1	0-0	0-0	0 0 0	2 0 0	0	0	1	0	0	-13
6 Somto Cyril	12:53	1-2	0-0	0-0	2 1 3	1 1 2	1	0	0	2	1	-17
25 Justin Abson	10:41	3-4	0-0	1-2	0 2 2	1 1 7	0	1	0	0	0	3
Team					2 1 3	0 0 0	0	0	0	0	0	
Totals		26-57	7-20	9-20	12 26 38	17 16 68	8	12	4	5	5	-2

Technical Fouls:NONE

AUB		UGA	
Biggest lead	17 (1 <sup>st</sup> 8:28)	2 (1 <sup>st</sup> 19:36)	
Best Scoring Run	14 (1 <sup>st</sup> 11:22)	13 (1 <sup>st</sup> 4:13)	
Lead Changes	1		
Times Tied	0		
Time with Lead	39:06	00:30	

Points from		AUB		UGA	
Turnovers	13	14			
Paint	24	34			
Second Chance	9	8			
Fast Breaks	9	7			
Bench	32	15			

Shooting By Period			
1 <sup>st</sup> FG%	11-26	42.3%	
3PT%	2-10	20.0%	
FT%	9-33	33.3%	
2 <sup>nd</sup> FG%	15-31	48.4%	
3PT%	5-10	50.0%	
FT%	6-11	54.5%	
GM FG%	26-57	45.6%	
3PT%	7-20	35.0%	
FT%	9-20	45.0%	
Dead Ball Rebounds:	4	0	

GAME 19 | #1/1 AUBURN 53, #6/7 TENNESSEE 51



Official Basketball Box Score - Final  
**Tennessee at Auburn**  
01/25/25 Neville Arena, Auburn  
2024-25 Men's Basketball

Game Time: 7:30 PM  
Game Duration: 2:19  
Attendance: 9,121

Officials: Doug Shows, Byron Jarrett, Jeb Hartness

Tennessee - 51

Record: 17-3 (4-3)

NO. Name	Min	FG M-A	3P M-A	FT M-A	Rebounds OR DR TOT	Fouls PF FO	TP	AS	TO	ST	Blocks BS BA	+/-
7 Igor Milicic Jr.	F 26:34	1-6	0-0	2-2	1 1 2	4 3 4	1	1	0	2	2	0
34 Felix Okpara	C 35:57	3-5	0-0	0-0	1 8 9	3 1 6	1	1	2	2	2	-1
2 Chaz Lanier	G 27:14	4-11	2-6	0-0	0 2 2	2 1 10	0	1	0	0	1	5
5 Zakai Zeigler	G 39:14	4-15	0-6	6-6	0 6 6	1 6 14	5	1	2	0	2	3
15 Jahmai Mashack	G 29:34	2-4	0-1	3-4	3 3 6	2 2 7	1	0	2	1	0	-14
11 Jordan Gainey	25:04	3-10	2-5	0-0	1 3 4	5 1 8	1	1	1	0	0	-1
8 Darlstone Dubar	01:21	0-0	0-0	1-2	0 0 0	1 1 0	2	0	0	0	0	-3
12 Cade Phillips	13:52	0-2	0-0	1-2	2 0 2	0 1 1	1	2	1	1	0	0
3 Bishop Boswell	01:10	0-1	0-1	0-0	0 0 0	1 0 0	0	0	0	0	1	2
Team					2 4 6	0 2 2	0	2	0	0	0	
Totals		17-54	4-22	13-16	10 27 37	18 16 51	10	12	7	6	9	-2

Technical Fouls:NONE

Shooting By Period			
1 <sup>st</sup> FG%	7-25	28.0%	
3PT%	0-11	0.0%	
FT%	6-8	75%	
2 <sup>nd</sup> FG%	10-29	34.5%	
3PT%	4-11	36.4%	
FT%	7-8	87.5%	
GM FG%	17-54	31.5%	
3PT%	4-22	18.2%	
FT%	13-16	81.3%	
Dead Ball Rebounds:	3	0	

Auburn - 53

Record: 18-1 (6-0)

No.	Name	Min	FG M/A	3P M/A	FT M/A	Rebounds OR DR TOT	Fouls PF FO	TP	AS	TO	ST	Blocks BS BA	+/-
10	Chad Baker-Mazara	F 32:58	0-5	0-2	7-7	0 5 5	4 5 7	1	1	1	2	0	-2
31	Chaney Johnson	F 25:12	5-8	0-2	0-0	3 1 4	2 0 10	0	0	0	1	1	4
44	Dylan Cardwell	C 18:07	1-1	0-0	2-4	2 1 3	2 2 4	1	0	2	1	0	-1
2	Denver Jones	G 31:32	0-8	0-5	2-2	0 3 3	1 3 2	2	4	0	0	1	-6
13	Miles Kelly	G 33:30	2-8	2-4	0-0	1 3 4	4 1 6	2	2	2	0	1	-3
4	Johni Broome	32:33	7-20	1-3	1-3	8 6 14	1 4 16	2	1	0	4	3	3
0	Tahaad Pettiford	14:28	3-9	0-4	2-3	1 1 2	2 3 8	1	1	3	0	1	14
5	Chris Moore	03:02	0-0	0-0	0-0	0 3 3	0 0 0	0	1	0	0	0	5
3	Jahki Howard	05:27	0-0	0-0	0-0	0 0 0	0 0 0	0	1	0	0	0	0
8	Ja'Hem Hudson	03:11	0-0	0-0	0-0	0 0 0	0 0 0	0	0	0	0	0	-4
Team						1 3 4	0	0	2				
			10-50	3-20	14-19	4	16	18	0	2			

	AU	Vandy	Points from	AU	Vandy	Period by Period Scoring			
Biggest lead	16 (2 <sup>nd</sup> 2:17)	3 (2 <sup>nd</sup> 16:57)	Turnovers	19	12		1st	2nd	TOT
Best Scoring Run	15 (1 <sup>st</sup> 15:20)	8 (1 <sup>st</sup> 5:04)	Paint	40	40				
Lead Changes	4	1	Second Chance	15	21	AU	34	46	80
Times Tied	2		Fast Breaks	1	10				
Time with Lead	35:34	02:23	Bench	29	22	Vandy	32	36	68

2024-25 BOX SCORES

GAME 25 | #1/2 AUBURN 94, #2/1 ALABAMA 85



Official Basketball Box Score - Final  
Auburn at Alabama  
02/15/25 Coleman Coliseum, Tuscaloosa  
2024-25 Men's Basketball

Game Time: 3:00 PM  
Game Duration: 2:40  
Attendance: 13,474

Officials: Pat Adams, Joe Lindsay, Vladimir Voyad-Tadai

Auburn - 94 Record: 23-2 (11-1)

NO. Name	Min	FG M-A	3P M-A	FT M-A	Rebounds OR DR TOT	Fouls PF FD	TP	AS	TO	ST	Blocks BS BA	+/-
5 Chris Moore	F 09:06	0-3	0-3	0-0	0 1 1	2 1 0	0	0	0	1	1 0	17
4 Johni Broome	C 33:19	7-16	2-4	3-9	3 11 14	3 5 19	6	2	1	2	1 7	7
44 Dylan Cardwell	C 12:06	1-1	0-0	0-2	1 2 3	5 1 2	1	0	0	0	0 11	
2 Denver Jones	G 31:08	5-9	3-5	3-3	0 1 1	3 2 16	0	0	0	1	0 18	
13 Miles Kelly	G 31:56	3-9	2-6	7-8	1 7 8	2 4 15	2	0	0	0	1 6	
31 Chaney Johnson	G 32:40	5-10	2-4	2-2	1 4 5	3 2 14	1	0	0	1	1 3	
0 Tahaad Pettiford	23:09	5-10	1-5	2-3	0 1 1	1 2 13	0	2	0	0	0 -14	
10 Chad Baker-Mazara	23:41	4-7	2-3	5-5	0 5 5	5 4 15	3	0	1	1	0 2	
8 Ja'Heim Hudson	01:55	0-0	0-0	0-0	0 0 0	0 1 0	0	0	0	0	0 -3	
3 Jahki Howard	01:00	0-0	0-0	0-0	0 0 0	0 0 0	0	0	0	0	0 -2	
Team					1 1 2		0					
Totals		30-65	12-30	22-32	7 33 40	24 22 94	13	4	3	6	3 9	

Technical Fouls: NONE

Alabama - 85 Record: 21-4 (10-2)

NO. Name	Min	FG M-A	3P M-A	FT M-A	Rebounds OR DR TOT	Fouls PF FD	TP	AS	TO	ST	Blocks BS BA	+/-
4 Grant Nelson	F 30:17	5-11	0-1	2-2	4 8 12	3 1 12	1	1	0	1	0 -20	
15 Jarin Stevenson	F 20:05	3-5	1-3	0-0	1 3 4	5 1 7	0	0	0	0	0 -12	
11 Clifford Omoruyi	C 21:01	0-1	0-1	2-3	3 9 12	3 5 8	1	0	0	0	0 -4	
1 Mark Sears	G 31:06	4-17	2-11	8-11	0 1 1	2 6 18	2	2	0	0	0 3	
8 Chris Youngblood	G 29:29	2-6	1-3	3-4	1 1 2	2 3 8	0	0	0	0	0 -8	
10 Mouhamed Dioubate	20:46	4-10	0-1	0-2	1 6 7	2 2 8	1	0	0	2	1 2	
0 Labaron Philon	23:25	3-6	0-1	4-5	0 3 3	1 3 10	2	1	1	0	0 1	
2 Aden Holloway	15:31	3-8	1-4	3-4	0 0 0	4 1 10	1	2	0	0	1 -3	
35 Derrion Reid	04:26	0-1	0-1	4-4	0 0 0	0 2 4	0	0	0	0	0 -1	
Team					4 4 8		0	1				
Totals		27-70	5-26	26-35	14 35 49	22 24 85	8	7	1	3	6 -9	

Technical Fouls: NONE

	AU	ALA
Biggest lead	14 (2 <sup>nd</sup> 16:39)	0 (1 <sup>st</sup> 20:00)
Best Scoring Run	10 (2 <sup>nd</sup> 19:25)	10 (2 <sup>nd</sup> 9:36)
Lead Changes	2	
Times Tied	0	
Time with Lead	39:00	00:00

Points from	AU	ALA
Turnovers	3	7
Paint	26	40
Second Chance	8	9
Fast Breaks	13	19
Bench	42	32

Period by Period Scoring	1st	2nd	TOT
AU	42	52	94
ALA	33	52	85

Shooting By Period		
1 <sup>st</sup> FG%	14-36	36.8%
3PT%	6-19	31.6%
FT%	8-8	100%
2 <sup>nd</sup> FG%	16-27	59.3%
3PT%	6-11	54.5%
FT%	14-24	58.3%
GM FG%	30-65	46.2%
3PT%	12-30	40.0%
FT%	22-32	68.8%

Dead Ball Rebounds: 3, 1

GAME 26 | #1/1 AUBURN 67, ARKANSAS 60



Official Basketball Box Score - Final  
Arkansas at Auburn  
02/19/25 Neville Arena, Auburn  
2024-25 Men's Basketball

Game Time: 8:00 PM  
Game Duration: 2:04  
Attendance: 9,121

Officials: Doug Shows, K.B. Burdett Jr., Steven Anderson

Arkansas - 60 Record: 15-11 (4-9)

NO. Name	Min	FG M-A	3P M-A	FT M-A	Rebounds OR DR TOT	Fouls PF FD	TP	AS	TO	ST	Blocks BS BA	+/-
3 Adou Thiero	F 31:30	6-13	1-3	3-6	2 2 4	2 4 16	0	0	1	0	1 -11	
11 Karter Knox	F 28:30	5-6	1-1	0-2	0 4 4	1 2 11	0	2	2	1	0 -7	
44 Zvonimir Ivisic	F 30:11	0-10	0-9	0-0	1 7 8	1 2 0	0	0	3	2	3 0	-7
1 Johnell Davis	G 36:15	5-9	0-2	4-5	0 3 3	1 2 14	4	0	3	0	1 -4	
21 D.J. Wagner	G 37:04	5-12	1-4	0-1	0 2 2	1 1 11	5	3	1	0	0 -8	
4 Trevon Brazile	08:59	0-0	0-0	0-0	0 0 0	2 0 0	0	1	0	0	0 4	
9 Jonas Aidoo	09:20	0-0	0-0	0-0	0 2 2	4 1 0	0	0	1	0	0 0	
24 Billy Richmond III	18:11	4-5	0-0	0-0	0 4 4	2 0 8	1	1	0	1	0 1	
Team					1 1 2		0	1				
Totals		25-55	3-19	7-14	4 25 29	14 12 60	10	11	10	5	2 -7	

Technical Fouls: Ivisic 1<sup>st</sup> 4:32

Auburn - 67 Record: 24-2 (12-1)

NO. Name	Min	FG M-A	3P M-A	FT M-A	Rebounds OR DR TOT	Fouls PF FD	TP	AS	TO	ST	Blocks BS BA	+/-
5 Chris Moore	F 13:20	1-2	0-1	0-0	0 1 1	0 0 2	2	0	1	0	0 1	
4 Johni Broome	C 32:29	7-15	0-3	2-2	4 9 13	2 0 2	16	3	2	0	0 1	6
44 Dylan Cardwell	C 19:17	0-1	0-0	0-2	3 0 3	0 1 0	1	0	1	2	0 1	2
2 Denver Jones	G 30:50	3-9	1-3	2-2	1 2 3	0 1 9	1	1	1	0	0 2	2
13 Miles Kelly	G 34:15	3-10	1-6	0-0	1 7 8	1 1 7	1	7	1	2	4 0	6
0 Tahaad Pettiford	17:00	1-4	1-4	1-2	0 2 2	4 1 4	4	4	1	0	0 0	1
10 Chad Baker-Mazara	24:35	4-8	1-5	6-6	0 3 3	2 4 15	0	3	0	0	0 11	
31 Chaney Johnson	28:14	6-13	0-2	2-3	2 4 6	4 3 14	1	1	0	2	1 2	6
Team					2 1 3		0	0				
Totals		25-62	4-24	13-17	13 29 42	13 13 67	11	12	7	2	5 7	

Technical Fouls: Baker-Mazara 1<sup>st</sup> 0:40

	ARK	AUB
Biggest lead	4 (1 <sup>st</sup> 6:43)	9 (2 <sup>nd</sup> 6:29)
Best Scoring Run	8 (2 <sup>nd</sup> 14:48)	11 (1 <sup>st</sup> 3:50)
Lead Changes	11	
Times Tied	5	
Time with Lead	07:28	29:30

Points from	ARK	AUB
Turnovers	10	8
Paint	40	30
Second Chance	3	16
Fast Breaks	8	6
Bench	8	33

Period by Period Scoring	1st	2nd	TOT
ARK	27	33	60
AUB	33	34	67

GAME 27 | #1/1 AUBURN 82, GEORGIA 70



Official Basketball Box Score - Final  
Georgia at Auburn  
02/20/25 Neville Arena, Auburn  
2024-25 Men's Basketball

Game Time: 3:00 PM  
Game Duration: 2:25  
Attendance: 9,121

Officials: Don Dalry, Todd Austin, Patrick Evans

Georgia - 70 Record: 16-11 (4-10)

NO. Name	Min	FG M-A	3P M-A	FT M-A	Rebounds OR DR TOT	Fouls PF FD	TP	AS	TO	ST	Blocks BS BA	+/-
10 RJ Godfrey	F 12:37	1-3	0-0	0-2	2 1 3	3 2 2	1	1	0	0	1 -3	
13 Dylan James	F 26:09	1-1	0-0	0-0	0 3 3	3 0 2	0	2	0	0	0 -12	
14 Asa Newell	F 34:20	6-12	3-6	5-6	2 3 5	3 3 20	2	1	0	2	0 -16	
0 Blue Cain	G 34:34	4-10	2-4	3-4	2 3 5	3 2 13	2	1	0	1	2 -13	
5 Silas Demary Jr.	G 38:05	4-16	2-9	8-10	0 3 3	4 9 18	4	4	3	0	1 -8	
1 Dakota Lefew	22:00	0-4	0-3	0-0	1 1 2	4 0 0	0	0	1	0	1 -2	
6 Somto Cyril	11:17	2-4	0-0	2-2	1 1 2	4 2 6	0	2	0	0	1 -3	
25 Justin Abson	20:59	4-7	0-0	1-1	2 3 5	1 2 9	2	0	1	1	0 -3	
Team					4 3 7		0	1				
Totals		22-57	7-22	19-25	14 21 35	25 20 70	11	13	5	5 -12		

Technical Fouls: Demary Jr. 2<sup>nd</sup> 13:45 Cyril 2<sup>nd</sup> 13:45

Auburn - 82 Record: 25-2 (13-1)

NO. Name	Min	FG M-A	3P M-A	FT M-A	Rebounds OR DR TOT	Fouls PF FD	TP	AS	TO	ST	Blocks BS BA	+/-
10 Chad Baker-Mazara	F 33:15	3-10	2-5	3-3	1 2 3	2 4 11	4	1	0	0	0 18	
4 Johni Broome	C 36:05	11-18	2-3	7-11	6 8 14	1 9 31	4	1	0	2	0 17	
44 Dylan Cardwell	C 24:50	2-4	0-0	0-0	3 2 5	4 0 4	1	0	2	3	2 5	
2 Denver Jones	G 23:05	5-9	1-4	6-6	0 0 0	4 4 17	1	1	0	0	1 14	
13 Miles Kelly	G 35:58	3-9	1-6	4-4	1 7 8	3 1 11	2	1	0	0	1 14	
0 Tahaad Pettiford	20:57	0-7	0-4	2-2	1 1 2	3 1 2	5	2	1	0	0 -4	
31 Chaney Johnson	11:12	2-2	0-0	0-2	0 1 1	4 1 4	0	1	0	0	0 5	
5 Chris Moore	06:45	0-1	0-0	0-0	1 0 1	0 0 0	0	1	0	0	0 -6	
8 Ja'Heim Hudson	07:53	1-3	0-0	0-0	3 0 3	1 1 2	0	0	0	0	1 -3	
Team					1 2 3		0					
Totals		27-63	6-22	22-28	17 23 40	22 23 82	17	8	4	5	5 12	

Technical Fouls: Jones 2<sup>nd</sup> 13:45 Baker-Mazara 2<sup>nd</sup> 13:45

	UGA	AUB
Biggest lead	0 (1 <sup>st</sup> 20:00)	12 (2 <sup>nd</sup> 0:38)
Best Scoring Run	6 (1 <sup>st</sup> 10:53)	9 (1 <sup>st</sup> 16:24)
Lead Changes	0	
Times Tied	0	
Time with Lead	00:00	38:29

Points from	UGA	AUB
Turnovers	9	11
Paint	26	38
Second Chance	14	17
Fast Breaks	10	6
Bench	15	8

Period by Period Scoring	1st	2nd	TOT
UGA	24	46	70
AUB	29	53	82

Shooting By Period		
1 <sup>st</sup> FG%	11-36	30.6%
3PT%	4-13	30.8%
FT%	3-6	50%
2 <sup>nd</sup> FG%	16-27	59.3%
3PT%	2-9	22.2%
FT%	13-15	86.7%
GM FG%	27-63	42.9%
3PT%	6-22	27.3%
FT%	22-28	78.6%

Dead Ball Rebounds: 4, 1

GAME 28 | #1/1 AUBURN 106, OLE MISS 76



Official Basketball Box Score - Final  
Ole Miss at Auburn  
02/26/25 Neville Arena, Auburn  
2024-25 Men's Basketball

Game Time: 6:00 PM  
Game Duration: 2:12  
Attendance: 9,121

Officials: Terry Oglesby, Ben Lenox, Byron Jarett

Ole Miss - 76 Record: 19-9 (8-7)

NO. Name	Min	FG	3P	FT	Rebounds			Fouls		TP	AS	TO	ST	Blocks		+/-
		M-A	M-A	M-A	OR	DR	TOT	PF	FD					BS	BA	
0 Malik Dia	F 19:01	3-7	1-1	4-4	1	1	2	2	2	11	0	1	0	0	2	-7
3 Sean Pedulia	G 27:06	3-6	2-3	6-7	0	4	4	3	4	14	4	2	1	0	0	-16
5 Jaylen Murray	G 22:57	1-6	0-3	0-0	0	1	1	0	0	2	0	3	1	0	1	-18
11 Matthew Murrell	G 30:32	4-6	2-3	2-2	0	0	0	0	0	12	2	0	2	0	1	-8
14 Dre Davis	G 28:52	6-11	0-3	0-2	0	4	4	4	2	12	0	1	1	2	1	-25
4 Jaemyn Brakefield	17:18	4-4	0-0	5-7	1	1	2	3	5	13	1	1	0	0	0	-15
7 Davon Barnes	20:07	2-7	0-1	2-5						3	5	6	0	0	0	-23
1 Mikael Brown-Jones	10:09	0-2	0-0	0-0	0	0	0	4	2	4	0	0	0	1	0	-5
8 Eduardo Klafke	13:12	0-1	0-0	0-0	0	2	2	3	0	0	0	0	0	0	0	-15
10 John Bol	05:01	1-1	0-0	0-0	1	2	1	0	1	2	0	0	0	0	0	-7
6 Robert Cowherd	05:45	0-0	0-0	0-0	0	0	0	2	0	0	0	0	0	0	0	-10
Team					1	2	3			0	2					
Totals		24-51	5-14	23-31	4	16	20	25	22	76	7	10	6	3	8	-30