



# KENTUCKY<sup>®</sup>

## MEN'S BASKETBALL

24  
25

8 NATIONAL CHAMPIONSHIPS | 49 SEC TITLES | 31 SEC TOURNAMENT CHAMPIONSHIPS | 57 ALL-AMERICANS | 143 NBA DRAFT PICKS

### SCHEDULE

#### NOVEMBER

4	23/23	-/-	WRIGHT STATE	ESPNU	W, 103-62
9	23/23	-/-	BUCKNELL	SECN+	W, 100-72
12	19/18	6/6	vs. Duke <sup>1</sup>	ESPN	W, 77-72
19	9/11	-/-	LIPSCOMB <sup>2</sup>	SECN+	W, 97-68
22	9/11	-/-	JACKSON STATE <sup>3</sup>	SECN+	W, 108-59
26	8/8	-/-	WKU <sup>2</sup>	ESPNU	W, 87-68
29	8/8	-/-	GEORGIA STATE	SECN	W, 105-76

#### DECEMBER

3	4/6	RV/RV	at Clemson <sup>4</sup>	ESPN	L, 70-66
7	4/6	7/8	vs. Gonzaga <sup>5</sup>	ESPN2	W, 90-89 <sup>OT</sup>
11	5/5	-/-	COLGATE	ESPN2	W, 78-67
14	5/5	-/-	LOUISVILLE	ESPN	W, 93-85
21	4/4	-/-	vs. Ohio State <sup>6</sup>	CBS	L, 85-65
31	10/11	-/-	BROWN	ESPNU	W, 88-54

#### JANUARY

4	10/11	6/5	FLORIDA*	ESPN	W, 106-100
7	6/7	RV/RV	at Georgia*	SECN	L, 82-69
11	6/7	14/13	at Mississippi State*	SECN	W, 95-90
14	8/9	11/11	TEXAS A&M*	ESPN2	W, 81-69
18	8/9	4/5	ALABAMA*	ESPN	L, 102-97
25	9/9	RV/RV	at Vanderbilt*	ESPN	L, 74-69
28	12/12	8/8	at Tennessee*	ESPN	W, 78-73

#### FEBRUARY

1	12/12	-/-	ARKANSAS*	ESPN	L, 89-79
4	14/14	25/rv	at Ole Miss*	ESPN	L, 98-84
8	14/14	-/-	SOUTH CAROLINA*	ESPN2	W, 80-57
11	15/18	5/4	TENNESSEE*	ESPN	W, 75-64
15	15/18	-/-	at Texas*	ESPN	L, 82-78
19	17/21	-/-	VANDERBILT*	SECN	W, 82-61
22	17/21	4/4	at Alabama*	ESPN	L, 96-83
26	17/23	-/-	at Oklahoma*	SECN	W, 83-82

#### MARCH

1	17/23	1/1	AUBURN*	ABC	L, 94-78
4	19/24	-/-	LSU*	ESPN2	W, 95-64
8	19/24	15/19	at Missouri*	ESPN	W, 91-83
13	15/19	-/-	vs. Oklahoma <sup>7</sup>	SECN	W, 85-84
14	15/19	5/8	vs. Alabama <sup>7</sup>	SECN	L, 99-70
21	18/21	-/-	vs. Troy <sup>8</sup>	CBS	W, 76-57
23	18/21	rv/rv	vs. Illinois <sup>8</sup>	CBS	W, 84-75
28	18/21	6/6	vs. Tennessee <sup>9</sup>	TBS/truTV	L, 78-65

All times Eastern | \*SEC conference game | HOME GAMES IN CAPS  
<sup>1</sup> Champions Classic (State Farm Arena | Atlanta); <sup>2</sup> BBN Invitational (Rupp Arena | Lexington, Ky.); <sup>3</sup> BBN Invitational and Unity Series (Rupp Arena | Lexington, Ky.)  
<sup>4</sup> SEC/ACC Challenge (Littlejohn Coliseum | Clemson, S.C.); <sup>5</sup> Battle in Seattle | (Climate Pledge Arena | Seattle); <sup>6</sup> CBS Sports Classic (Madison Square Garden | New York); <sup>7</sup> SEC Tournament (Bridgestone Arena | Nashville, Tenn.); <sup>8</sup> NCAA Tournament (Fiserv Forum | Milwaukee); <sup>9</sup> NCAA Regionals (Lucas Oil Stadium | Indianapolis)

### #12/14 KENTUCKY WILDCATS (24-12, 10-8)

2024-25 Season in Review | Head Coach Mark Pope Inaugural Season

#GoBigBlue • #WeAreUK • @KentuckyMBB

### BREAKDOWN



#### Season Breakdown

Overall - 24-12, 10-8 SEC

Home Record: 15-3

Road Record: 4-6

Neutral Record: 5-3

#### Mark Pope

Overall Record - 211-120

Record at UK: 24-12

Overall Seasons: 10

Seasons at UK: 1



### TALE OF THE TAPE

UK	STATISTIC	OPPS
84.4	Points Per Game	77.2
38.0	Rebounds PG	35.3
16.9	Assists PG	12.9
4.0	Blocks PG	2.9
6.9	Steals PG	6.4
10.9	Turnovers PG	10.3
.482	FG Pct.	.437
.375	3-Pt FG Pct.	.305
.731	FT Pct.	.717
+1.5	Assist-to-TO Ratio	+1.3

### STAT LEADERS

#### POINTS PER GAME

UK Otega Owheh 16.2

#### REBOUNDS PER GAME

UK Amari Williams 8.5

#### ASSISTS PER GAME

UK Lamont Butler 4.3

#### STEALS PER GAME

UK Butler/Oweh 1.6

#### BLOCKS PER GAME

UK Amari Williams 1.2

#### 3-POINTERS

UK Koby Brea 93

FIELD-GOAL PERCENTAGE (min. 100 att.)

UK Amari Williams .561

FREE-THROW PERCENTAGE (min. 30 att.)

UK Koby Brea .914

### NEED TO KNOW

UK captured eight wins over AP Top-15 opponents this season, the most in program history. That mark is tied with 1992-93 Indiana and 1978-79 Duke for the most top 15 wins ever in a single season. Kentucky defeated only one AP Top 15 team (Duke) at full strength.

Kentucky made 341 3-pointers on the year, which is the most in a single-season in program history. UK topped double-digit makes from deep in 19 games this year, the most in a single season in program history.

The Cats were one of two high major teams (Louisville) who returned 0% production from last season. UK was the only team in the last 20 years to make the Sweet 16 having not returned a single point scorer from the prior season.

The Cats finished the season ranking in the top 10 in KenPom offensive efficiency, and ranked seventh in the country in points per game (84.4).

Six Wildcats - Otega Owheh (16.2), Jaxson Robinson (13.0), Koby Brea (11.6), Lamont Butler (11.4), Amari Williams (10.9) and Andrew Carr (10.3) - finished the season averaging double-digit points. It is the first team in school history with six double-figure scorers.

Oweh and Williams were named to the NABC All-District Teams, while Oweh was a second-team All-Southeastern Conference selection. Robinson finished as a finalist for the Julius Erving Small Forward of the Year honor.

Kentucky's defensive efficiency improved from 112 to 51 (to finish the season).

### BY THE NUMBERS

.759	Nation's all-time best winning percentage
62	NCAA-record appearances in the NCAA Tournament
341	Made 3s this season, most in UK history
8	Wins over AP Top 15, including five vs. Top 10
3,040	Seventh-most points scored in UK history
1	Almonor is first 50-40-90 performer in UK history
8	Brea is one of eight in UK history with 93+ 3s

### MOST USED STARTING LINEUP



		Pos.	Ht.	Yr.	Hometown	PPG	RPG	APG	SPG	BPG	3PG	FG%	3FG%	FT%
00	Otega Owheh	G	6-4	Jr.	Newark, N.J.	16.2	4.7	1.7	1.6	0.5	0.8	49.2%	35.5%	77.6%
1	Lamont Butler	G	6-2	Gr.	Moreno Valley, Calif.	11.4	2.9	4.3	1.6	0.2	1.0	49.8%	39.1%	73.5%
2	Jaxson Robinson	G	6-6	Gr.	Ada, Okla.	13.0	3.5	1.7	0.6	0.5	2.6	43.2%	37.6%	76.3%
7	Andrew Carr	F	6-11	Gr.	West Chester, Pa.	10.3	4.7	1.7	0.7	0.7	0.7	54.4%	32.4%	74.8%
22	Amari Williams	C	7-0	Gr.	Nottingham, England	10.9	8.5	3.2	0.6	1.2	0.0	56.1%	25.0%	62.3%

#### OFF THE BENCH

4	Koby Brea	G	6-7	Gr.	Washington Heights, N.Y.	11.6	3.2	1.3	0.5	0.3	2.6	47.0%	43.5%	91.4%
5	Collin Chandler	G	6-5	Fr.	Farmington, Utah	2.7	1.0	0.7	0.7	0.1	0.6	36.1%	34.7%	86.7%
9	Trent Noah	F	6-5	Fr.	Harlan, Ky.	2.7	1.9	0.4	0.1	0.0	0.5	45.1%	33.3%	75.0%
10	Brandon Garrison	F	6-10	So.	Oklahoma City	5.9	3.9	1.9	0.9	0.6	0.3	50.9%	30.0%	53.5%
11	Travis Perry	G	6-1	Fr.	Eddyville, Ky.	2.7	0.8	0.6	0.4	0.0	0.5	31.3%	32.1%	80.0%
15	Ansley Almonor	F	6-7	Gr.	Spring Valley, N.Y.	5.3	1.6	0.5	0.2	0.1	1.1	50.4%	42.4%	90.6%
77	Kerr Kriisa	G	6-3	Sr.	Tartu, Estonia	4.4	2.4	3.8	0.4	0.2	1.1	27.9%	26.3%	85.7%




# TV/RADIO CHART



**00 OTEGA OWEH**

**Junior Guard**  
6-4 | 215  
Newark, N.J.  
Oklahoma  
(oh-TEG-uh OH-way)



**1 LAMONT BUTLER**

**Graduate Student Guard**  
6-2 | 208  
Moreno Valley, Calif.  
San Diego State




**2 JAXSON ROBINSON**

**Graduate Student Guard**  
6-6 | 192  
Ada, Okla.  
BYU




**4 KOBAY BREA**

**Graduate Student Guard**  
6-7 | 215  
Washington Heights, N.Y.  
Dayton  
(BRAY-ah)



**5 COLLIN CHANDLER**

**Freshman Guard**  
6-5 | 202  
Farmington, Utah  
Farmington HS



**7 ANDREW CARR**

**Graduate Student Forward**  
6-11 | 235  
West Chester, Pa.  
Wake Forest




**9 TRENT NOAH**

**Freshman Forward**  
6-5 | 220  
Harlan, Ky.  
Harlan County HS



**10 BRANDON GARRISON**

**Sophomore Forward**  
6-10 | 250  
Oklahoma City  
Oklahoma State



**11 TRAVIS PERRY**

**Freshman Guard**  
6-1 | 188  
Eddyville, Ky.  
Lyon County HS



**13 GRANT DARBYSHIRE**

**Junior Guard**  
6-2 | 188  
Cincinnati  
Sycamore HS




**15 ANSLEY ALMONOR**

**Senior Forward**  
6-7 | 244  
Spring Valley, N.Y.  
Fairleigh Dickinson  
(ANS-lee ALL-mah-nor)



**20 ZACH TOW**

**Junior Forward**  
6-5 | 215  
Madisonville, Ky.  
North Hopkins HS  
(rhymes with how)



**21 WALKER HORN**

**Junior Guard**  
6-3 | 185  
Austin, Texas  
Westlake HS



**22 AMARI WILLIAMS**

**Graduate Student Center**  
7-0 | 262  
Nottingham, England  
Drexel



**77 KERR KRIISA**

**Fifth Year Senior Guard**  
6-3 | 185  
Tartu, Estonia  
West Virginia  
(KREE-suh)



**MARK POPE**

**Head Coach**  
First Season



**ALVIN BROOKS III**

**Associate Head Coach**  
First Season



**MARK FOX**

**Associate Coach**  
First Season



**CODY FUEGER**

**Assistant Coach**  
First Season  
(FEE-gurr)



**JASON HART**

**Assistant Coach**  
First Season



**MIKHAIL MCLEAN**

**Assistant Coach**  
First Season  
(MICK-hail MUH-clean)



**NICK ROBINSON**

**Director of Operations**  
First Season



# ROSTER

NUMERICAL

No.	NAME	Pos.	Ht.	Wt.	Cl.	HOMETOWN (PREVIOUS SCHOOL)	INSTAGRAM   X
00	Otega Oweh	G	6-4	215	Jr.	Newark, N.J. (Oklahoma)	otegaoweh   otegaoweh
1	Lamont Butler	G	6-2	208	Gr.	Moreno Valley, Calif. (San Diego State)	lamont.butler1   lamont_butler1
2	Jaxson Robinson	G	6-6	192	Gr.	Ada, Okla. (BYU)	j4xsonn   robinsonjaxx
4	Koby Brea	G	6-7	215	Gr.	Washington Heights, N.Y. (Dayton)	kobybrea   kobybrea
5	Collin Chandler	G	6-5	202	Fr.	Farmington, Utah (Farmington HS)	collinxchandler   collinchand13r
7	Andrew Carr	F	6-11	235	Gr.	West Chester, Pa. (Wake Forest)	andrewpcarr   apc_andrew
9	Trent Noah	F	6-5	220	Fr.	Harlan, Ky. (Harlan County HS)	trentnoah2   trentnoah2_
10	Brandon Garrison	F	6-10	250	So.	Oklahoma City (Oklahoma State)	brando2wavvyvy   brandonGarriso
11	Travis Perry	G	6-1	188	Fr.	Eddyville, Ky. (Lyon County HS)	tjp_11   travis_perry11
13	Grant Darbyshire	G	6-2	188	Jr.	Cincinnati (Sycamore HS)	grant_d_13   grantdarbyshire
15	Ansley Almonor	F	6-7	244	Sr.	Spring Valley, N.Y. (Fairleigh Dickinson)	ansleyalmonor   ansleyalmonor
20	Zach Tow	F	6-5	215	Jr.	Madisonville, Ky. (North Hopkins HS)	z_tow12   z_tow12
21	Walker Horn	G	6-3	185	Jr.	Austin, Texas (Westlake HS)	walkerhorn_   walkerhorn_
22	Amari Williams	C	7-0	262	Gr.	Nottingham, England (Drexel)	amariwillixms   amxriwillixms
77	Kerr Kriisa	G	6-3	185	Sr.	Tartu, Estonia (West Virginia)	kkriisa   kerrkriisa

ALPHABETICAL

No.	NAME	Pos.	Ht.	Wt.	Cl.	HOMETOWN (PREVIOUS SCHOOL)	PRONUNCIATIONS
15	Ansley Almonor	F	6-7	244	Sr.	Spring Valley, N.Y. (Fairleigh Dickinson)	ANS-lee ALL-mah-nor
4	Koby Brea	G	6-7	215	Gr.	Washington Heights, N.Y. (Dayton)	BRAY-uh
1	Lamont Butler	G	6-2	208	Gr.	Moreno Valley, Calif. (San Diego State)	
7	Andrew Carr	F	6-11	235	Gr.	West Chester, Pa. (Wake Forest)	
5	Collin Chandler	G	6-5	202	Fr.	Farmington, Utah (Farmington HS)	
13	Grant Darbyshire	G	6-2	188	Jr.	Cincinnati (Sycamore HS)	
10	Brandon Garrison	F	6-10	250	So.	Oklahoma City (Oklahoma State)	
21	Walker Horn	G	6-3	185	Jr.	Austin, Texas (Westlake HS)	
77	Kerr Kriisa	G	6-3	185	Sr.	Tartu, Estonia (West Virginia)	KREE-suh
9	Trent Noah	F	6-5	220	Fr.	Harlan, Ky. (Harlan County HS)	
00	Otega Oweh	G	6-4	215	Jr.	Newark, N.J. (Oklahoma)	oh-TEG-uh OH-way
11	Travis Perry	G	6-1	188	Fr.	Eddyville, Ky. (Lyon County HS)	
2	Jaxson Robinson	G	6-6	192	Gr.	Ada, Okla. (BYU)	
20	Zach Tow	F	6-5	215	Jr.	Madisonville, Ky. (North Hopkins HS)	rhymes with HOW
22	Amari Williams	C	7-0	262	Gr.	Nottingham, England (Drexel)	

Head Coach:	Mark Pope (Kentucky, 1996)	
Associate Head Coach:	Alvin Brooks III (Idaho State, 2002)	
Associate Coach:	Mark Fox (Eastern New Mexico, 1991)	
Assistant Coaches:	Cody Fueger (Utah, 2006)	FEE-gurr
	Jason Hart (Syracuse, 2000)	
	Mikhail McLean (Houston, 2015)	MICK-hail MUH-clean
Director of Operations:	Nick Robinson (Stanford, 2005)	
Strength and Conditioning Coach:	Randy Towner (Utah, 2016)	
Head Athletic Trainer:	Brandon Wells (Wisconsin-Stevens Point, 2007)	
Graduate Assistants:	Brian Fitzpatrick, Austin Pope, Leander Ridgeway	





# POLLS, STATS, MEDIA INFO

## Communications & PR Staff



**Deb Moore**  
Senior Associate Director  
Cell - 859.559.5781  
Email - deb.moore@uky.edu



**Greg Welsh**  
Assistant Director  
Cell - 215.990.0199  
Email - gregory.welsh@uky.edu

## Media Information

**CREDENTIAL REQUESTS**  
Requests for single-game credentials are now open and the window to apply will close **three** days prior to game day online at sportssystem.com/Kentucky.

**CREDENTIAL CRITERIA**  
The University of Kentucky's decision to issue credentials to a media outlet for the purposes of covering a UK basketball home or away event is determined by a variety of factors. They include the following:

- Priority is given to outlets based on circulation size/ household reach/unique site visitors
- Additional consideration is based on amount of original content generated, number of full-time employees of the outlet, length of existence of the outlet and the journalist experience of the reporter(s)
- Attendance at Kentucky media sessions, including Olympic sport opportunities and the intention/ability to cover all sports at Kentucky both at home and on the road, also is considered
- Professionalism, which includes is not limited to conduct at games, press conferences, practices, on social media, etc.

Being granted credentials at another institution/event does not equate to meeting the criteria for the University of Kentucky. Being granted credentials for one UK event does not guarantee approval for other UK events. The University of Kentucky has the right to deny or revoke credentials under its own discretion. Credentialing also is dependent on space availability.

**INTERVIEW POLICIES-GENERAL**  
All interviews with University of Kentucky basketball players or staff members must be arranged through the Communications and Public Relations office. Media should never contact a player or coach directly.

The Wildcat Coal Lodge, dormitories, team locker rooms and other team quarters are private team areas. Media members are not permitted in these areas unless accompanied by appropriate university personnel.

**PRACTICE/PRESS CONFERENCES**  
Other than announced exceptions, UK basketball practices are closed to the media.

Player interviews are conducted pregame weekly and will be available to all UK media. UK will accept requests for player interviews, but they must be submitted 24 hours prior to the scheduled availability.

Coach Mark Pope will meet with members of the media at least once a week in the Memorial Coliseum Media Room.

Game-day shoot-arounds are closed to the media.

**TELEPHONE PLAYER INTERVIEWS**  
Telephone interviews are available to the media on a call-back basis. Individual player and coach telephone numbers will not be given to members of the media.

Players are instructed not to conduct interviews when contacted directly by telephone. The Communications and Public Relations office will arrange for telephone interviews at a time most convenient for the student-athlete.

Other special requests are handled on a case-by-case basis.

**POSTGAME INTERVIEWS**  
Following each game, there is a cooling-off period, during which time the players shower and dress. Approximately 10 minutes after the game ends, Coach Pope conducts his postgame press conference while a player speaks to the UK Sports Network.

Following Coach Pope's press conference in the Rupp Arena interview room and the cooling-off period, selected UK players are available in the interview room.

## The Polls

Associated Press Top 25 Final	USA Today Coaches Poll Final
1. Florida (61)	1. Florida (31)
2. Houston	2. Houston
3. Duke	3. Duke
4. Auburn	4. Auburn
5. Tennessee	5. Tennessee
6. Alabama	6. Alabama
7. Michigan State	7. Michigan State
8. Texas Tech	8. Texas Tech
9. Maryland	9. Maryland
10. Michigan	10. St. John's
11. St. John's	11. Michigan
12. <b>Kentucky</b>	12. Purdue
13. BYU	13. Arizona
14. Purdue	14. <b>Kentucky</b>
15. Arizona	15. BYU
16. Wisconsin	16. Wisconsin
17. Iowa State	17. Iowa State
18. Ole Miss	18. Ole Miss
19. Texas A&M	19. Texas A&M
20. Arkansas	20. Gonzaga
21. Louisville	21. Louisville
22. Clemson	22. Saint Mary's
23. Gonzaga	23. Clemson
24. Saint Mary's	24. Creighton
25. Memphis	25. Arkansas
<b>Receiving Votes:</b> Drake, Oregon, Illinois, UConn, Creighton, Colorado State, UCLA, McNeese, Missouri, New Mexico, UC San Diego, Kansas, Marquette	

## SEC Final Standings

Team	SEC Record	Overall Record
Auburn	15-3 (.833)	30-5 (.857)
Florida	14-4 (.778)	32-4 (.889)
Alabama	13-5 (.722)	27-8 (.771)
Tennessee	12-6 (.667)	29-7 (.806)
Texas A&M	11-7 (.611)	23-11 (.677)
<b>Kentucky</b>	<b>10-8 (.556)</b>	<b>24-11 (.686)</b>
Missouri	10-8 (.556)	22-12 (.647)
Ole Miss	10-8 (.556)	24-11 (.686)
Arkansas	8-10 (.444)	22-13 (.629)
Mississippi State	8-10 (.444)	21-13 (.618)
Georgia	8-10 (.444)	20-13 (.606)
Vanderbilt	8-10 (.444)	20-13 (.606)
Texas	6-12 (.333)	19-16 (.543)
Oklahoma	6-12 (.333)	20-14 (.588)
LSU	3-15 (.167)	14-18 (.438)
South Carolina	2-16 (.111)	12-20 (.375)

## UK in the Rankings

Team Rankings		
Category	Stat	SEC [NCAA]
Assist-to-TO Ratio	1.55	3rd [19th]
Assists Per Game	16.9	2nd [20th]
Bench Points Per Game	22.19	9th [114th]
Blocks Per Game	4.0	11th [81st]
Effective FG Percentage	0.559	2nd [24th]
Fastbreak Points	14.03	2nd [21st]
Field-Goal Percentage	.482	3rd [26th]
FG Percentage Defense	.437	11th [167th]
Fouls Per Game	17.2	7th [212th]
Free-Throw Attempts	21.6	9th [57th]
Free-Throw Percentage	.731	7th [133rd]
Free Throws Per Game	15.8	9th [57th]
Rebound Margin	+2.7	7th [106th]
Rebs (Defensive) PG	28.14	2nd [7th]
Rebs (Offensive) PG	9.89	13th [234th]
Rebounds Per Game	38.03	4th [49th]
Scoring Defense	77.2	15th [308th]
Scoring Margin	+7.2	6th [63rd]
Scoring Offense	84.4	3rd [7th]
Steals Per Game	6.9	12th [159th]
3-Point Attempts/Game	25.3	5th [75th]
3-Point Percentage	.375	1st [27th]
3-Point Defense	.305	6th [23rd]
3-Pointers Per Game	9.5	3rd [43rd]
Turnover Margin	-0.6	13th [243rd]
TO Forced Per Game	10.25	16th [316th]
Turnovers Per Game	10.9	8th [96th]

## Individual Rankings

Category/Player	Stat	SEC [NCAA]
Asst-to-TO Ratio/Butler	2.13	5th [96th]
Asst-to-TO Ratio/Williams	1.40	14th [296th]
Assists Per Game/Butler	4.3	5th [115th]
Assists Per Game/Williams	3.2	14th [297th]
Blocks Per Game/Williams	1.22	11th [154th]
Double-Doubles/Williams	10	2nd [39th]
Double-Doubles/Carr	3	18th [303rd]
FG Percentage/Oweh	.492	5th [110th]
Free-Throw Percentage/Oweh	.776	20th [289th]
Points Per Game/Oweh	16.2	11th [173rd]
Def. Rebs. Per Game/Williams	6.44	2nd [23rd]
Off. Rebs. Per Game/Williams	2.06	20th [281st]
Rebounds Per Game/Williams	8.5	2nd [45th]
Steals Per Game/Oweh	1.58	15th [166th]
Steals Per Game/Butler	1.56	16th [181st]
3-Point Percentage/Brea	.435	1st [9th]
3-Point FG Per Game/Brea	2.58	6th [95th]
Triple Doubles/Williams	1	1st [4th]



NOTES

Honoring the Cats	
Koby Brea	<ul style="list-style-type: none"><li>SEC Co-Player of the Week (Jan. 6)</li></ul>
Lamont Butler	<ul style="list-style-type: none"><li>Naismith Defensive Player of the Year Watch List</li><li>Oscar Robertson Trophy Midseason Watch List</li><li>The Sporting News Midseason All-America Second Team selection</li><li>USBWA National Player of the Week (Dec. 17)</li><li>SEC Co-Player of the Week (Dec. 16)</li></ul>
Andrew Carr	<ul style="list-style-type: none"><li>SEC Community Service Team</li><li>SEC Player of the Week (Nov. 18)</li></ul>
Grant Darbyshire	<ul style="list-style-type: none"><li>Frank G. Ham Society of Character inductee</li></ul>
Otega Oweh	<ul style="list-style-type: none"><li>NABC First-Team All District</li><li>All-SEC Second Team (Coaches)</li><li>Oscar Robertson Trophy Midseason Watch List</li></ul>
Jaxson Robinson	<ul style="list-style-type: none"><li>Julius Erving Award Finalist</li><li>Julius Erving Award Midseason Watch List</li><li>Preseason All-SEC Third Team (media and coaches)</li><li>Naismith Player of the Year Watch List</li><li>Julius Erving Award Preseason Watch List</li><li>Wooden Award Watch List preseason</li><li>Lute Olson Early-Season Watch List</li></ul>
Amari Williams	<ul style="list-style-type: none"><li>NABC Second-Team All District</li><li>Kareem-Abdul-Jabbar Award Preseason Watch List</li></ul>

Quick Facts	
GENERAL INFORMATION	
Location:	Lexington, Ky.
Enrollment:	36,161
Founded:	1865
Colors:	Blue and White
Nickname:	Wildcats
Conference:	Southeastern Conference
All-Time Record:	2,422-770-1 (75.9%)
Arena:	Rupp Arena (20,500)
Rupp Arena Record:	676-88 (88.5%) - 49th season
NCAA Championships:	8 (1948, '49, '51, '58, '78, '96, '98, 2012)
NCAA Runners-Up:	4 (1966, '75, '97, 2014)
NCAA Tournament Record:	132-55 (70.6%)
Last NCAAT Appearance:	2025, Sweet 16
President:	Dr. Eli Capilouto (Alabama, 1971)
Athletics Director:	Mitch Barnhart (Ottawa, 1981)
MBB Administrators:	Marc Hill (Iowa Wesleyan, 1993), Ray Oliver (Kansas, 1985)
Head Coach:	Mark Pope (Kentucky, 1996)
Pope Overall Record:	211-120 (63.7%)
Pope UK Record:	24-12 (66.7%)
Athletics Phone Number:	859.257.8000
Starters Returning/Lost:	0/5
Players Returning/Lost:	2/14

The Mark Pope Era Begins	
When his alma mater came calling, Mark Pope knew there was no place like home.	
Pope, a captain of the University of Kentucky's 1996 National Championship team, returned to Lexington as the 23rd head coach of Kentucky's storied men's basketball program on April 12.	
<ul style="list-style-type: none"><li>Owns a career record of 211-120</li><li>Became the first coach to take a team with zero returning scoring from the year prior to the Sweet 16 of the NCAA Tournament</li><li>In his first year at the helm, Kentucky set a program record with 341 made 3s and had six players average double-figures for the first time in program history</li><li>Earned his first career NCAA Tournament win with a victory over Troy in the opening round in 2025</li><li>Defeated Oklahoma to advance to the SEC Tournament Quarterfinals in his first appearance as coach in the league tournament</li><li>UK went 8-5 against AP Top 15 opponents in Pope's first season. The eight wins over top-15 teams tied an NCAA record for the most in a single season</li><li>Otega Oweh scored the team's final 18 points, including the game-winner at Oklahoma to help UK win 83-82. It was the second win of the season by a one-point margin. He got his third one-point win when Oweh scored a second last-second shot against his former club in the SEC Tournament vs. the Sooners. He was the first UK coach (dating back to Rupp) to win two one-point games in his first season as coach, and now has three. Calipari (1-1 in first two such games over first two seasons); Gillispie (0-1), Smith (1-1 over first two seasons), Pitino (1-1 over first two seasons), Sutton (2-0, both occurred in second season), Hall (0-2 in his first year), Rupp (1-1, both in second season)</li><li>Pope picked up his 200th career win as Kentucky defeated Mississippi State on Jan. 11. It also marked his first win in a "true" road game as head coach of the Wildcats</li><li>With his win over No. 6 Florida on Jan. 4, Pope became just the second Kentucky head coach to win their first three matchups against AP Top 10 opponents. He joins Adolph Rupp who won his first seven such games from 1948-51.</li><li>Pope was victorious in his first Kentucky vs. Louisville showdown as head coach, earning a 93-85 win over the Cards. The scoreline was the same as Rick Pitino's first win over Louisville at UK back in 1990</li><li>Kentucky matched the largest halftime deficit overcome in program history when rallying from 16 down at the intermission to eventually beat No. 7 Gonzaga in overtime. Pope joined Adolph Rupp as the only two coaches in program history to win their first two games against AP top 10 ranked opponents</li><li>UK set a single-game program record by connecting on 80.5% of its 2-point attempts in a win over Georgia State on Nov. 29. The previous record was 78.1% set vs. Lamar on Dec. 13, 1986</li><li>The Wildcats connected on 10 or more 3s in each of the first five games of the season for the first time in program history</li><li>Came back from a nine-point halftime deficit to down No. 6 Duke in the Champions Classic in just his third game as UK's head coach, the quickest coach at Kentucky to win a game against an AP Top 10 opponent</li><li>Coached UK to a season-opening win by a 103-62 win, a 41-point margin. The 103 points were the most for a Kentucky coach in a debut game. The previous high was 88 points vs. Morehead State in Tubby Smith's first game in 1997</li><li>His squads have won 20 or more games in seven of the last eight seasons</li><li>He's advanced teams to seven postseason appearances. Another squad, his 2020 BYU team, would have been in the NCAA Tournament had the COVID pandemic not canceled postseason play</li><li>Pope was 110-52 (67.9%) at BYU where three of his five teams ranked among the top 20 of the Ken Pomeroy efficiency rankings</li><li>Pope is coming off a 23-11 season in 2023-24. It was BYU's first season in the Big 12 Conference and the Cougars' 10-8 league record featured victories over No. 7 Kansas, No. 11 Baylor and No. 24 Iowa State</li><li>The Cougars ranked third in the country with 11.1 made 3-pointers per game in 2023-24, and also ranked in the top 10 in assists per game (3rd) and assist-to-turnover ratio (6th)</li><li>BYU led the Big 12 in scoring at 81.4 points per game</li></ul>	

- BYU was ranked as high as No. 12 in the AP Poll after going 12-1 in nonconference action
- Pope began his collegiate playing career at the University of Washington, where he was tabbed the 1992 Pac-10 Freshman of the Year
- Transferred to Kentucky after his sophomore season, where he appeared in every game of his two-year career with the Wildcats
- UK won the 1995 and '96 regular-season Southeastern Conference championships, the '95 SEC Tournament title and the 1996 NCAA Tournament
- Pope averaged 7.9 points and 5.7 rebounds per game in 69 career games
- He was named to the All-SEC Tournament Team in 1995, behind a pair of double-doubles in three games, including one in the title game that went to overtime.
- Pope was selected in the second round of the 1996 NBA Draft by the Indiana Pacers
- He played professional basketball from 1997-2005, including stints with Indiana, Milwaukee Bucks, New York Knicks and Denver Nuggets
- In 2000-01, he started 45 games and helped the Bucks reach the Eastern Conference Finals

Kentucky Basketball Chapter XXIII: The Pope Era

Coaches around the country and the SEC likely heard the tune of Taylor Swift's "I knew you were trouble when you walked in ..." the moment Mark Pope stepped off the bus carrying him alongside more than 50 other UK men's basketball alumni on April 14, 2024. It was the date of his introduction as the 23rd men's basketball coach of the most storied program in college basketball in front of a filled Rupp Arena. And he in fact, was nothing but trouble for opponents in 2024-25.

Pope was a thorn in the side of eight Associated Press Top 15 teams thus far, including five ranked in the top 10.

- In his first season, Mark Pope brought Kentucky to the Sweet 16 of the NCAA Tournament one of four first-year head coaches to do so this year (John Calipari, Kevin Young, Dusty May). Prior to coming to Lexington, Mark Pope was 0-2 in NCAA Tournament games. He is now 2-3. Per CBS Sports' research, the 2024-25 Kentucky team is the only Sweet 16 team in the last 20 years with zero returning points from the season prior.
- The eight wins against AP Top 15 teams in the regular season was a program record, bettering the 2002-03 team who earned six wins. It also ties Indiana (1992-93) and Duke (1978-79) for the most wins over top 15 teams in a single season in the history of the sport.
- Five of those have come against top-10 teams, which is also a program record
- With a win over No. 6 Florida on Jan. 4, he joined Adolph Rupp as the only coaches in program history to win each of their first three matchups vs. AP Top-10 teams.
- He's done it in dramatic fashion as well. Pope and his squad overcame a 16-point halftime deficit to outlast No. 7 Gonzaga on Dec. 7, 2024. It matched the largest halftime hole overcome in program history.
- Making the mark even more impressive, the squad has captured only one win over a top-15 team at full strength. Lamont Butler missed the Gonzaga game, and Kerr Kriisa suffered an injury during the game with the Zags and has not played since. Only the 77-72 win over No. 6 Duke on Nov. 12, 2024 were the Cats at full strength.

Pope is already climbing the charts among league coaches with the eight wins over AP ranked teams -- and is doing so in his **FIRST** season. A breakdown of AP Top-25 wins among coaches at their respective SEC schools who coached their first three seasons at that program, while playing in the SEC. Porter Moser (Oklahoma) is not included because he did not start his tenure as a member of the SEC.

Todd Golden (Florida) - 18  
Dennis Gates (Missouri) - 11  
Chris Jans (Mississippi State) - 10  
**Mark Pope (Kentucky) - 8**  
Nate Oats (Alabama) - 8



2024-25 Lead-Deficit Comparison								
Opponent	Biggest Lead	Biggest Deficit	Biggest Run	Changes	Ties	Led	Trailed	Result
WRIGHT STATE	44	-	14-0	0	1	39:44	0:00	W, 103-62
BUCKNELL	29	2	9-0	2	1	38:09	0:15	W, 100-72
vs. Duke	6	10	7-0	9	7	7:10	27:40	W, 77-72
LIPSCOMB	40	-	9-0	0	1	38:57	0:00	W, 97-68
JACKSON STATE	51	2	12-0	2	1	38:04	0:16	W, 108-59
WKU	21	3	8-0	2	2	36:38	1:39	W, 87-68
GEORGIA STATE	35	3	13-0	1	0	37:35	1:50	W, 105-76
at Clemson	6	8	9-0	13	4	14:21	23:15	L, 70-66
vs. Gonzaga	7	18	13-0	7	1	6:38	36:34	W, 90-89 <sup>OT</sup>
COLGATE	18	3	17-0	6	0	36:29	2:56	W, 78-67
LOUISVILLE	12	1	8-0	2	0	39:22	0:10	W, 93-85
vs. Ohio State	4	20	6-0	8	2	5:33	31:34	L, 85-65
BROWN	36	2	10-0	2	2	37:09	0:18	W, 88-54
FLORIDA*	11	11	16-0	1	2	27:40	10:50	W, 106-100
at Georgia*	4	14	6-0	5	3	8:09	29:55	L, 82-69
at Mississippi St.*	14	6	9-0	13	7	29:06	8:52	W, 95-90
TEXAS A&M*	14	7	13-0	4	3	26:49	10:07	W, 81-69
ALABAMA*	6	9	7-0	6	6	13:29	23:34	L, 102-97
at Vanderbilt*	7	14	11-0	17	4	10:37	26:08	L, 74-69
at Tennessee*	11	3	6-0	2	3	35:23	1:23	W, 78-73
ARKANSAS*	6	14	7-0	6	3	12:57	26:10	L, 89-79
at Ole Miss*	-	27	8-0	0	0	0:00	39:44	L, 98-84
SOUTH CAROLINA*	26	3	11-0	1	2	31:50	6:15	W, 80-57
TENNESSEE*	11	3	7-0	4	4	35:27	2:25	W, 75-64
at Texas*	7	8	7-0	7	9	22:46	13:12	L, 82-78
VANDERBILT*	24	1	9-0	4	3	38:03	0:46	W, 82-61
at Alabama*	12	15	7-0	2	1	13:23	25:38	L, 96-83
at Oklahoma*	9	5	8-0	9	8	25:22	10:49	W, 83-82
AUBURN	1	22	5-0	2	1	0:19	39:29	L, 94-78
LSU	38	2	15-0	1	0	38:06	0:53	W, 95-64
at Missouri*	16	7	11-0	3	0	29:41	8:48	W, 91-83
vs. Oklahoma	12	3	11-0	10	5	34:32	2:48	W, 85-84
vs. Alabama	-	30	7-0	0	1	0:00	39:14	L, 99-70
vs. Troy	25	3	16-0	3	5	36:02	0:23	W, 76-57
vs. Illinois	16	1	12-0	2	1	37:24	0:26	W, 84-75
vs. Tennessee	1	19	5-0	2	1	0:32	37:32	L, 78-65
BIGGEST/MOST	51	30	17-0	17	9	39:44	39:44	
TOTALS						882:07	492:08	

Toppling the Top 10

Kentucky started the Mark Pope era 3-0 against Associated Press Top 10 teams, and all three victories saw UK comeback from double-digit deficits. Pope is the first Kentucky coach to face a top 10 AP foe in each of his first three matchups against a ranked opponent. He is just the second UK coach to win his first three AP Top 10 matchups, joining Adolph Rupp. Pope and the Cats added a fourth top-10 win on the road against Tennessee.

Kentucky got its first marquee win, upending No. 6 Duke, 77-72, in the Champions Classic in Atlanta.

Trailing 46-37 at the half, Kentucky outscored the Blue Devils, 40-26 in the final 20 minutes to earn its first victory against an AP Top 25 ranked opponent under Pope.

Andrew Carr was the leading scorer for the Wildcats with 17 points, while Otega Oweh had 15 and Amari Williams had 10. Those three players have scored in double figures in all three games this season.

The Wildcats led for just 7:10 in the contest. After leading 24-23 with 8:47 to go in the first half. UK would not lead again until holding a 69-67 edge with 2:40 left in the game. A steal and two free throws from Oweh with 10 seconds to go put UK ahead for good as a Blue Devils' turnover, paired with a made free throw by Lamont Butler and an offensive rebound by Oweh, closed the deal for the Cats.

Some additional notes from the win:

- Kentucky earned its first win in the Champions Classic since 2019, snapping a four-game skid in the event and improving to 6-8 in the showcase all time
- The victory was the first for Kentucky when trailing by at least nine points at the half since March 7, 2020 vs. Florida when the Cats rallied from 10 down at the break to win by one. UK was 0-12 dating back to that game when down by nine or more points at the intermission
- For Mark Pope, No. 6 Duke marked the second-highest ranked opponent he has beaten during his coaching career. Pope's BYU squad defeated No. 2 Gonzaga on Feb. 22, 2020

No. 4 Kentucky matched the largest halftime deficit overcome in program history, rallying from 16 down at the break, and 18 behind early in the second half, to defeat No. 7 Gonzaga in overtime, 90-89.

Andrew Carr, who led the Wildcats with 19 points on the night, and Jaxson Robinson, who finished with 18 of his own, took over in the second half and overtime for Kentucky, sparking the rally. The duo combined to shoot 12-14 from the field in the second half plus the extra session, scoring 28 points during that stretch. They also played a combined 16:11 minutes of game time with four fouls.

Trailing 56-39 with 18 minutes to go in the second half, Kentucky went on a 13-0 run over three and a half minutes to close to within four.

The Bulldogs kept their nose in front until Carr hit a game-tying jumper with just 1:01 left in regulation, sending the game to overtime tied at 79.

In the extra session, UK scored the first seven points to lead 86-79, before the Zags ripped off the next six. Carr and Robinson both hit field goals down the stretch to keep the Cats in front, but a 3-pointer from Gonzaga's Nolan Hickman pulled GU within one at 90-89 with just five seconds remaining.

Carr was fouled, but missed both free throw attempts. However, the grad transfer got back on defense and was able to disrupt the Gonzaga fast break and prevent the Bulldogs from getting off a final attempt before the buzzer.

The Wildcats pulled off the improbable comeback despite starting point guard Lamont Butler missing the game with an injury and backup point guard Kerr Kriisa exiting in the second half.

Some additional notes from the win:

- Kentucky is 2-0 against AP top 10 opponents this season. It is the quickest (nine games) into a season that the Cats have two victories over AP top 10 opponents since 2014-15 (eight games)
- Mark Pope becomes just the second head coach in program history to win his first two games against AP top 10 opponents, joining Adolph Rupp
- The Wildcats snapped Gonzaga's streak of 175 games won when leading by 10 or more points at the half
- Kentucky was outrebounded 25-16 in the first half but ended

- Win marked the first overtime victory for Kentucky since Nov. 20, 2023 vs. St. Joe's

Lamont Butler scored 19 points and set a new career benchmark with eight assists, while Otega Oweh had 16 points and Amari Williams posted 15 points and eight rebounds.

UK was powered by three separate runs of at least 10 points, including a 16-0 spurt in the first half that took the Cats from down by 11 points, to up by five. Another 10-0 run just prior to halftime gave Kentucky a 52-42 edge at the break.

When Florida pulled within one at 70-69 with 12:08 to play, UK made its third push, embarking on a 10-0 spurt to bring the lead back to 11. The Gators got back within two at 89-87, but Lamont Butler scored the next five points to help hold off the rally.

- The game was the first time UK has opened SEC play with a matchup between two teams ranked in the AP Top 10
- Kentucky is 3-0 against AP top 10 opponents this season. It is the quickest (14 games) into a season that the Cats have three victories over AP top 10 opponents since 2014-15 (13 games)
- Kentucky posted a 4.2:1 assist to turnover ratio in the win, its best against an SEC opponent since 2012 vs. South Carolina (5.7:1)
- UK improves to 5-0 against the Gators when both teams are ranked in the top 10
- The 106 points were the second most for Kentucky ever against Florida (110 in 1970), it's third most ever against an AP Top 10 opponent, and UK's fourth most in an SEC opener
- The win snapped Florida's 13-0 start to the season. Only two teams had entered Rupp Arena with better records - Auburn (17-0, 1998-99) and Vanderbilt (16-0, 2007-08). Kentucky won all three of those games
- Six Wildcats scored at least 14 points for just the second time in program history (Dec. 28, 1974 vs. Notre Dame)
- The 14 made 3-pointers were the fourth most in program history against an AP Top 10 opponent
- Koby Brea's seven made 3s were tied for the second most in program history against an AP Top 10 opponent, trailing only Malik Monk's eight against UNC in 2016

No. 12 Kentucky placed five players in double figures and the Cats upset eighth-ranked Tennessee 78-73 for its fourth win over a top-10 foe.

Koby Brea led the Cats with 18 points, making all three of his three-point attempts. Jaxson Robinson, who started at point guard, had 17 points and made four threes. Otega Oweh had

14 points and six rebounds, while Ansley Almonor made four threes on his way to 12 points. Amari Williams had a double-double with 10 points and a season-high 15 rebounds. Williams also had a team-high four assists.

The Cats, who played without starter Lamont Butler and saw another Cats starter, Andrew Carr, play just two minutes, made half of their three-point shots in the game, connecting on 12 of 24. Meanwhile, Tennessee made 11 threes on 45 attempts.

- Kentucky's 78 points are the most Tennessee has yielded this season to date.
- UK scored 1.24 points per possession, an excellent mark against one of the nation's best defensive teams.
- Kentucky shot 50 percent from the field, 25 of 50.
- Kentucky made 12 of 24 on 3-pointers.
- The Wildcats did not have a great night at the foul line, but with the verdict in the balance, made 7 of their last 8 free throws.
- All five starters scored in double figures.
- Kentucky limited Tennessee to 34.7 percent from the field (25 of 72).
- Kentucky limited Tennessee to 24.4 percent on 3-pointers (11 of 45).

Kentucky earned the regular season sweep over Tennessee by notching another top-10 victory at home against the Vols. Ansley Almonor and Otega Oweh each scored 13 points as No. 15 Kentucky topped fifth-ranked Tennessee 75-64 at Rupp Arena.

Koby Brea, starting in place of the injured Jaxson Robinson, scored 11 points and Trent Noah came off the bench to score 11 as well.

Kentucky (17-7, 6-5 Southeastern Conference) made 12 of 24 from beyond the arc, while the Vols made just 3 of 18 (16.7 percent) of their long-distance shots.

UK's bench accounted for 26 points, including 11 from Noah and eight from Travis Perry.

- Kentucky limited Tennessee to 16.7 percent on 3-point shooting, making 3 of 18.
- Kentucky had balanced scoring with nine players hitting the scoring column, eight of whom scored at least five points.
- The leading scorers, Ansley Almonor and Otega Owheh, had 13 points. The 13 points is the lowest high scorer in a game for UK this season. The previous “low” high scorer was Andrew Carr’s 14 points in the win over Brown.
- Kentucky made 50 percent from the field, 26 of 52. It was the first time UK has shot 50% or better from the field in both regular-season meetings with Tennessee for the first time since 2008-09
- Kentucky made 50 percent from long range. 12 of 24.

	Opponent Rank																												
Kentucky (RK)	1	2	3	4	5	6	7	8	9	10	11	12	13	14	15	16	17	18	19	20	21	22	23	24	25	RV	NR	TOTAL	
1	-	3-1	0-2	6-1	4-1	2-1	2-0	3-0	5-1	0-1	1-2	0-1	2-0	2-0	0-0	3-0	1-0	3-0	2-0	1-0	4-1	1-0	0-0	0-0	0-1	1-0	175-18	221-31	
2	2-2	-	4-2	0-2	3-2	2-1	3-1	2-2	4-1	1-0	2-1	4-0	2-0	0-1	2-0	3-0	1-0	2-0	2-1	2-1	1-0	1-0	0-0	0-0	0-0	0-0	157-10	200-27	
3	0-1	1-3	-	4-0	2-2	1-3	1-1	0-0	3-1	0-0	0-1	1-0	0-0	2-0	0-0	1-0	0-0	2-0	0-1	3-2	0-0	0-0	0-0	0-0	0-0	0-0	133-18	154-33	
4	0-0	0-2	0-1	-	0-0	0-1	2-2	0-2	0-0	1-0	0-0	0-0	1-0	2-2	0-0	0-1	0-0	0-0	0-0	0-0	0-0	1-0	0-1	1-0	3-0	1-2	73-18	85-32	
5	3-0	2-0	2-0	2-0	-	0-1	1-0	1-1	0-2	3-0	2-1	1-0	3-0	0-0	0-1	2-0	0-0	0-0	2-1	1-0	1-0	0-0	0-0	1-0	0-0	2-0	92-9	121-16	
6	1-1	1-0	1-0	0-0	1-1	-	1-0	1-0	0-0	1-2	0-0	0-0	1-0	2-0	0-0	1-0	1-0	0-0	1-0	0-0	1-0	0-0	1-0	0-0	1-0	0-0	2-1	63-12	80-18
7	0-1	0-0	0-0	1-2	2-0	3-0	-	0-0	0-0	0-0	2-0	0-0	1-1	1-2	2-1	1-0	0-0	3-1	2-0	1-1	0-1	0-0	1-0	0-0	0-0	0-0	48-15	68-25	
8	0-1	0-3	0-0	0-2	1-0	0-0	1-2	-	1-2	1-0	1-0	2-0	2-2	1-1	2-0	0-0	1-0	0-0	0-0	0-0	1-0	2-0	1-0	1-1	1-0	3-0	67-13	89-27	
9	0-0	1-0	0-0	0-2	1-0	0-0	1-2	1-0	-	0-0	0-0	0-0	2-0	0-0	0-0	1-0	1-0	1-0	1-0	0-0	1-0	0-0	1-0	1-0	1-0	0-1	65-12	79-17	
10	1-0	0-0	0-1	0-0	2-2	1-0	1-0	0-1	0-1	-	0-0	0-0	0-1	1-1	0-0	0-0	1-0	0-0	0-1	0-0	0-1	0-0	0-0	0-0	0-0	3-1	55-11	65-21	
11	1-0	0-0	0-0	0-0	1-0	0-0	1-0	2-1	0-1	0-0	-	0-1	1-1	0-0	0-0	0-0	0-1	1-1	0-0	0-0	0-0	2-0	0-0	1-0	0-1	0-0	35-6	45-13	
12	0-0	0-2	0-0	0-0	2-0	0-0	0-0	2-0	0-0	2-0	0-0	-	0-0	1-0	0-0	1-0	1-1	0-0	0-0	0-0	0-1	0-0	0-0	0-1	0-0	1-0	28-8	38-13	
13	0-0	1-0	1-1	0-0	0-0	0-0	0-0	0-0	0-0	0-1	0-0	0-0	-	0-0	1-0	0-1	0-1	0-0	0-0	0-0	0-0	0-0	0-1	1-0	0-0	1-0	23-6	28-11	
14	0-1	0-0	0-1	1-0	0-0	1-0	0-0	0-0	2-0	0-0	0-0	0-0	0-0	-	0-0	1-0	0-0	0-0	0-0	0-0	0-0	1-0	0-0	0-0	0-1	0-1	18-3	24-7	
15	0-0	0-0	0-1	1-1	1-1	0-1	0-0	0-0	1-0	0-0	0-0	1-0	0-0	1-0	-	0-0	0-0	1-2	0-0	1-0	0-0	0-0	0-0	0-0	0-0	0-0	24-3	30-8	
16	0-0	0-0	0-0	0-1	0-0	0-1	0-0	0-0	0-0	1-0	0-0	0-0	0-0	1-0	0-0	-	1-0	0-0	0-0	0-0	0-1	0-0	0-0	0-0	0-0	3-0	22-2	28-5	
17	0-2	0-0	0-0	0-1	0-0	0-1	0-0	0-0	0-0	0-0	0-0	0-																	



# NOTES

## Historic Rally

The 16-point halftime deficit for Kentucky vs. Gonzaga matched the largest halftime hole overcome by UK in program history. It marks the third time the Cats have gone on to win after being down by 16 points at the intermission.

- vs. *Gonzaga* (Dec. 7, 2024)
- at *Louisville* (Dec. 18, 2004)
- at *LSU* (Feb. 15 1994)

## The Long Ball

A staple Mark Pope team is known for shooting the long ball. Pope has discussed the desire to average 35 3-point attempts per game. Entering the season, Pope's veterans had combined to make 1,033 3-pointers at a 37.0% rate.

At season's end, the Wildcats averaged 9.5 made 3s per game on 25.3 attempts per game. The Cats hit at a 37.5% clip. UK made a program-record 341 3-pointers. Kentucky made 10 or more 3s in each of the first five games of the season for the first time in program history, and topped double-digit makes in 19 games. UK went 16-3 when making double-digit treys. The 19 games with 10 or more 3s was the most in a single season in program history. The Wildcats shot at least 50% from deep in five games (Louisville, at Mississippi State, at Tennessee, home vs. Tennessee, at Missouri). Eleven players drained 10 or more 3s, paced by Koby Brea (93).

Some notable UK records:

Total 3's Made in a Season	Avg. 3s Made Per Game	3-Point FG%
1. <b>2024-25 (341)</b>	1. 1989-90 (10.04)	1. 2023-24 (.409%)
2. 1992-93 (340)	2. 1992-93 (10.0)	2. 1995-96 (.397%)
3. 2003-24 (327)	3. 2023-24 (9.91)	3. 2010-11 (.397%)
4. 1991-92 (317)	4. <b>2024-25 (9.47)</b>	4. 1992-93 (.394%)
5. 1993-94 (301)	5. 1993-94 (8.85)	5. 2011-12 (.378%)

## Who's in the House Tonight? UK!

Opposing coaches have praised UK's offensive versatility, flow and pace all season long. Buzz Williams of Texas A&M emphasized the enjoyment he had scouting the Cats and indicated UK's offense could lead Kentucky into contention for a national title.

Part of the Wildcats' success has been the fact that it could be any one player's night that night. The only common theme is that UK will show up in the biggest of moments.

Otega Oweh is UK's leading scorer, however, was only Kentucky's leading scorer in two of its marquee victories over ranked opponents.

A snapshot of UK's highlights in the biggest wins of the year:

- #6 Duke: (Andrew Carr: 17 points, six rebounds, three assists, one block; Otega Oweh: 15 points, six boards, three assists, two steals; Amari Williams 10 points, eight rebounds, two blocks)
- #7 Gonzaga (Andrew Carr: 19 points, seven rebounds, three assists, one block; Jaxson Robinson: 18 points, three rebounds, five assists; Brandon Garrison: 10 points, nine rebounds)
- Louisville (Lamont Butler: 33 points, six assists, was 10 for 10 from the field; Andrew Carr: 10 points, nine rebounds, two blocks)
- #6 Florida (Koby Brea: 23 points, seven 3-pointers; Lamont Butler: 19 points, eight assists, three steals; Amari Williams: 15 points, eight rebounds, one block)
- #14 Mississippi State (Jaxson Robinson: 27 points, three rebounds, two assists; Otega Oweh: 15 points, eight rebounds, two assists, two steals; Ansley Almonor: 11 points, three 3-pointers in second half)
- #11 Texas A&M (Jaxson Robinson; 22 points, eight rebounds, two assists; Amari Williams: eight points, 12 rebounds, four assists; Travis Perry: six points, all in the second half)
- at #8 Tennessee (Koby Brea: 18 points, 5-of-5 shooting; Amari Williams 10 points, 15 rebounds, four assists; Jaxson Robinson: 17 points, four 3s)
- home vs. #5 Tennessee (Ansley Almonor: 13 points, 4-of-5 shooting; Otega Oweh: 13 points, six rebounds, two blocks; Trent Noah: 11 points, three 3s)
- #15 Missouri (Otega Oweh: 22 points; Andrew Carr: 16 points, 12 rebounds; Koby Brea: 17 points, three 3s)
- rv/rv Illinois (Koby Brea: 23 points, six rebounds, Otega Oweh: 15 points, Lamont Butler: 14 points, five assists, Amari Williams: eight points, 10 rebounds, six assists and three blocks)

## In the Department of Defense

Kentucky's offense was among the best in the nation all season, but the Cats have continued to work hard at improving their defensive numbers, an effort which has paid dividends over the final two months of the season.

After a frustrating defensive showing which saw the Cats allow 98 points on 54.7 percent shooting to Ole Miss, UK made noticeable strides in slowing down opponent's offenses. Below is a comparison of Kentucky's defensive rankings following that Ole Miss game to the end of the season

	Feb. 4	April 7
KenPom DRtg:	112	51
3-Point Percentage Defense:	46	23
Steals per game	245	159
Turnovers forced per game	337	316

## Injury Bug

The Wildcats went 24-12 and had an 8-5 record against Associated Press Top 15 ranked opponents. The eight wins tops the 2002-03 (6) team for the most regular-season victories against top 15 foes in program history, and is tied for the most all-time in college basketball.

Kentucky did this despite only having a full roster for just seven games.

*UK's absences due to injury:*

- Lamont Butler - 9 games
- Andrew Carr - 1 game (at Vanderbilt)
- Jaxson Robinson - 12 games
- Brandon Garrison - 1 game (Georgia State)
- Kerr Kriisa - 27 games

## Points Per Possession

Game	Off. PPP	Def. PPP
WRIGHT STATE	1.39	0.84
BUCKNELL	1.27	0.91
vs. Duke	1.03	0.96
LIPSCOMB	1.37	0.96
JACKSON STATE	1.32	0.72
WKU	1.12	0.87
GEORGIA STATE	1.33	0.96
at Clemson	0.97	1.03
vs. Gonzaga	1.22	1.20
COLGATE	1.16	1.00
LOUISVILLE	1.27	1.16
vs. Ohio State	0.96	1.25
BROWN	1.31	0.81
FLORIDA	1.47	1.39
at Georgia	0.92	1.09
at Mississippi State	1.28	1.22
TEXAS A&M	1.12	0.96
ALABAMA	1.24	1.31
at Vanderbilt	1.03	1.10
at Tennessee	1.16	1.09
ARKANSAS	1.10	1.24
at Ole Miss	1.18	1.38
SOUTH CAROLINA	1.14	0.81
TENNESSEE	1.17	1.00
at Texas	1.07	1.12
VANDERBILT	1.22	0.91
at Alabama	1.04	1.20
at Oklahoma	1.12	1.11
AUBURN	1.05	1.27
LSU	1.25	0.84
at Missouri	1.26	1.15
vs. Oklahoma	1.15	1.14
vs. Alabama	0.84	1.19
vs. Troy	1.12	0.84
vs. Illinois	1.15	1.03
vs. Tennessee	1.07	1.28

## Overall

- UK offensive high - 1.47 (FLORIDA)
- UK offensive SEC high - 1.47 (FLORIDA)
- UK offensive postseason high - 1.15 (vs. Illinois)
- UK offensive low - 0.84 (vs. Alabama)
- UK offensive SEC low - 0.92 (at Georgia)
- UK offensive postseason low - 0.84 (vs. Alabama)
- Opp. offensive high - 1.39 (FLORIDA)
- Opp. SEC high - 1.39 (FLORIDA)
- Opp. postseason high - 1.28 (vs. Tennessee)
- Opp. offensive low - 0.72 (JACKSON STATE)
- Opp. SEC low - 0.81 (SOUTH CAROLINA)
- Opp. postseason low - 0.84 (vs. Troy)





# NOTES

## 1K Wildcats

With Otega Oweh reaching 1,000 career points during the SEC Tournament vs. Oklahoma, Kentucky had eight players (Ansley Almonor, Koby Brea, Lamont Butler, Andrew Carr, Kerr Kriisa, Jaxson Robinson, and Amari Williams) who all eclipsed the 1,000-point plateau for their collegiate careers. UK was the only team in the country with eight 1,000-point scorers on the roster in 2024-25.

## Robinson a Finalist for Julius Erving Award

A testament to his outstanding play this season, Kentucky men’s basketball graduate guard Jaxson Robinson was named one of five finalists for the 2025 Julius Erving Small Forward of the Year, as announced by the Naismith Memorial Basketball Hall of Fame.

The Julius Erving Award recognizes the top small forward in men’s college basketball each year. This year’s winner will be determined at the end of March by Naismith Memorial Basketball Hall of Famers and committee members.

Robinson, who has been ruled out for the remainder of the 2024-25 season with a wrist injury, was a high-impact player for the Wildcats during his lone season in Lexington. The Ada, Oklahoma, native averaged 13.0 points, 3.5 rebounds and 1.7 assists across 24 games played, while shooting 43.2 percent from the field and 37.6 percent from 3-point range. Robinson posted new career bests in rebounds per game, assists per game, field-goal percentage and 3-point field goal percentage this season. He scored in double-figures in 17 games and tallied 20 or more on four occasions. Robinson also reached 1,000-career points this season, passing the threshold during Kentucky’s win over Florida on Jan. 4.

The 6-foot-6 wing played his best ball in conference action, averaging 14.4 points in 11 Southeastern Conference games while shooting 46.2 percent from the floor and 45.7 percent from deep.

A potent threat from the outside, Robinson hit three or more triples in nine games, including seven-straight contests from Jan. 11 – Feb. 4. He canned at least one 3-pointer in his last 21 games of the year and 23 of 24 outings overall.

Robinson had several performances to remember throughout the duration of the 2024-25 campaign. On the road at No. 14 Mississippi State, Robinson erupted for a season-best 27 points while hitting 7-of-10 3s as the Cats took down the Bulldogs, 95-90. The seven made 3s were tied for the most ever by a Wildcat against Mississippi State, matching Dontaia Allen’s performance in 2021. The very next game, Robinson poured in 22 points against Texas A&M, while also tying his career high with eight rebounds to help lead UK to an 81-69 win over the 11th-ranked Aggies.

## Kentucky in the NCAA Tournament

Kentucky has made 62 NCAA Tournament appearances, the most of any Division I program. In addition to the most appearances, Kentucky also holds the record for the most NCAA Tournament games played (188) and ranks second all-time in NCAA Tournament wins (132) behind North Carolina. The Cats have won eight National Championships and reached 17 Final Fours.

2025 marked the fifth time that UK has earned a No. 3 seed in the NCAA Tournament and the second consecutive year the Cats have done so. Kentucky is now 8-5 in the tournament as a No. 3 seed all-time. UK made its 28th appearance in the modern version of the Sweet 16 this year, the third most of any program.

## Kentucky vs. the 2025 NCAA Field

Entering the tournament UK had played a whopping 23 games against 18 teams in this year's NCAA Tournament field, going 13-10 in such contests. The Cats' 23 games against NCAA Tournament teams ranks as the fourth most in the country behind only Alabama (25), Auburn (24) and Tennessee (24). The 18 unique NCAA Tournament opponents faced ranks tied for the third most in the nation behind Alabama (20) and Auburn (19). Both numbers are program records.

The Wildcats own wins over two different No. 1 seeds (Duke and Florida) for the first time in program history and faced three of the four No. 1 seeds in this year's tournament. The Cats played a total of eight games against teams on the No. 1 and No. 2 seed lines prior to the tournament, posting a record of 4-4.

## At Their Best

All 12 of Kentucky's scholarship players were new to UK this season. That said, the nine transfers on the team have combined for 36 seasons of college basketball experience, including six fifth-year players. The Cats have come from across the country and flourished during their time in Lexington. Many of the Wildcats have had the best statistical seasons of their college careers this year. Below is a breakdown of Kentucky veteran players and the statistical categories in which they are posting career-bests in 2025.

**Otega Oweh:** pts/gm (16.2), reb/gm (4.7), ast/gm (1.7), stl/gm (1.6), blk/gm (0.5), ft% (.776), total field goals (204), total 3-pointers (27), total free throws (149), total rebounds (168), total assists (62), total blocks (19), total steals (57)

**Lamont Butler:** pts/gm (11.4), reb/gm (2.9), ast/gm (4.3), fg% (.498), 3pt% (.391)

**Amari Williams:** ast/gm (3.2), fg% (.561), total rebounds (306), total assists (115)

**Jaxson Robinson:** fg% (.432), 3pt% (.376), reb/gm (3.5)

**Koby Brea:** pts/gm (11.6), made free throws (32), total assists (48), total blocks (12)

**Andrew Carr:** ast/gm (1.7), total assists (60)

**Ansley Almonor:** fg% (.504), 3pt% (.424), ft% (.906)

**Brandon Garrison:** ast/gm (1.9), stl/gm (0.9), total assists (65), total steals (30), 3pt field goals (12)

## Oweh Named All-SEC by Coaches

Otega Oweh was named to the All-Southeastern Conference Second Team by the league's coach, marking the first all-conference honors of his career.

Oweh led the Wildcats by averaging 16.2 points per game. He began the season by scoring in double-figures in each of the team's first 26 games, the only player in the SEC to reach that benchmark. He's topped double-digits in 32 games overall and eclipsed the 20-point plateau on 13 occasions, including eight in league play.

Oweh is having a career season for the Wildcats, enjoying career bests in scoring average (16.2), rebounds per game (4.7), assists per game (1.7), steals per game (1.6) and blocks per game (0.5).

## Oweh, Williams Garner NABC All-District Honors

Junior forward Otega Oweh and graduate center Amari Williams represent the Kentucky men's basketball team on the National Association of Basketball Coaches 2024-25 Division I All-District Teams. Oweh was chosen as a first team selection by NABC-member coaches while Williams was picked to the second team.

Kentucky is in the Central District with Division I schools from Iowa, Kansas, Kentucky, Missouri, Nebraska and Tennessee.

## The Power of #BBN

Game	Attendance	TV Viewers
WRIGHT STATE	19,635	93,137
BUCKNELL	20,048	Not Rated
vs. Duke	16,107	2,157,000
LIPSCOMB	19,314	Not Rated
JACKSON STATE	19,961	Not Rated
WKU	20,049	62,152
GEORGIA STATE	19,914	Not Rated
at Clemson	9,000	629,000
vs. Gonzaga	17,846	1,340,000
COLGATE	19,646	628,000
LOUISVILLE	21,093	1,318,000
vs. Ohio State	19,812	672,000
BROWN	20,042	89,707
FLORIDA	21,098	932,000
at Georgia	10,523	Not Rated
at Mississippi State	9,551	Not Rated
TEXAS A&M	20,039	308,000
ALABAMA	21,108	436,000
at Vanderbilt	14,316	1,200,000
at Tennessee	22,272	1,400,000
ARKANSAS	21,266	1,900,000
at Ole Miss	9,128	684,000
SOUTH CAROLINA	20,003	1,140,000
TENNESSEE	20,076	1,500,000
at Texas	11,060	1,500,000
VANDERBILT	20,164	Not Rated
at Alabama	13,474	2,200,000
at Oklahoma	10,162	Not Rated
AUBURN	21,268	1,560,000
LSU	21,288	684,000
at Missouri	15,061	849,000
vs. Oklahoma	16,347	Not Rated
vs. Alabama	18,608	Not Rated
vs. Troy	16,894	8,630,000
vs. Illinois	16,829	10,100,000
vs. Tennessee	28,968	7,900,000

HOME GAMES: 366,007

Away Games: 124,547

Neutral Site Games: 151,411

Postseason: 97,646

Total Fans in Attendance: 641,965

Total Tracked Viewers: 49,911,996



# NOTES

## A Look at Kentucky's Résumé

Under the direction of Mark Pope, Kentucky produced as impressive of a résumé as any team in the country. The Wildcats went 11-10 in Quad 1 games, tied for the fourth most Q1 victories in the country. UK's 21 games against Quad 1 opponents tied with Auburn and Arizona for the most in the country. It's even more impressive when you consider that UK was only at full strength in seven games -- and just twice in its Q1 outings.

Here's a snapshot of Kentucky's Q1 contests. It includes a breakdown of where the teams were ranked at the time of the game, and where those teams are ranked entering the tournament, making some of the Cats' wins even more impressive.

The first column indicates where the team was ranked at the time of the game, in parenthesis is where the team is ranked entering the NCAA Tournament.

Opponent	AP	Coaches	KP	NET
Duke (W)	6 (1)	6 (1)	3 (1)	N/A (1)
Clemson (L)	RV (12)	RV (13)	25 (18)	13 (22)
Gonzaga (W)	7 (24)	8 (23)	4 (9)	3 (8)
Louisville (W)	NR (10)	NR (11)	60 (23)	58 (24)
Ohio State (L)	NR (NR)	NR (NR)	38 (39)	22 (41)
Florida (W)	6 (3)	5 (3)	6 (2)	8 (4)
Georgia (L)	RV (NR)	RV (NR)	50 (34)	29 (33)
Mississippi St. (W)	14 (NR)	13 (RV)	17 (32)	16 (34)
Texas A&M (W)	11 (19)	11 (18)	16 (17)	19 (18)
(H) Alabama (L)	4 (7)	5 (8)	9 (6)	7 (6)
(A) Vanderbilt (L)	RV (NR)	RV (RV)	48 (49)	37 (48)
(A) Tennessee (W)	8 (6)	8 (6)	6 (5)	4 (5)
Ole Miss (L)	25 (RV)	RV (RV)	21 (27)	23 (28)
(H) Tennessee (W)	5 (6)	4 (6)	4 (5)	4 (5)
Texas (L)	NR (NR)	NR (NR)	35 (44)	33 (39)
(A) Alabama (L)	4 (7)	4 (8)	6 (6)	6 (6)
Oklahoma (W)	NR (NR)	NR (NR)	49 (38)	51 (43)
Auburn (L)	1 (4)	1 (4)	2 (4)	1 (2)
Missouri (W)	15 (23)	19 (24)	15 (15)	17 (16)
Oklahoma (W)	NR (NR)	NR (NR)	38 (38)	43 (43)
Alabama (L)	5 (7)	8 (8)	6 (6)	6 (6)

## "Ans"ering the Call: Mr. 50/40/90

Injuries to several Kentucky starters presented the opportunity for others to step in and fill the void, particularly during SEC play. Perhaps no player "ans"wered that call better than Ansley Almonor.

Almonor became the first player in school history to finish a season shooting 50-40-90 splits from the field, 3-point range and charity stripe with a minimum of 100 field goal attempts. He was also the only player in Division I to accomplish the feat in 2024-25 and one of just 30 players to do it dating back to 1996-97.

In the six games from Jan. 11 to Feb. 1, the Spring Valley, New York, native averaged 22 minutes per game and 10.5 points. He was 17-28 from 3-point range during that span, good for 60.7 percent. He drained three or more triples in four of the games and scored in double figures five times. In the two victories over Tennessee, Almonor averaged 12.5 points and made 6 of 10 from distance. He poured in a team-high-tying 13 points vs. the Volunteers at home in 22 minutes of action.

Almonor had a season-high 15 points on 6-of-7 shooting from the floor and 3 of 4 from long range in the Senior Night win over LSU.

In SEC action, Almonor logged 6.3 points per game on 58.1% from the field, 50.9% from deep and 1.000% from the line in 16.8 minutes per game.

## It Takes All of Us

Ansley Almonor was not been the only Wildcat to step up in big minutes off the bench. UK got contributions from every player on its roster:

- Big-man Brandon Garrison has a knack for arising in big moments. Against Duke, Garrison had eight points, all coming in the second half as UK mounted its comeback. He then came up big with 10 points and nine rebounds in 17 minutes in the biggest comeback effort of the season against Gonzaga. With UK guards Lamont Butler and Jaxson Robinson playing through pain, Garrison charted a season-high 15 points against South Carolina in a must-win game for the Cats. He came up with 12 points, including a pair of 3s, as well as three steals and a pair of blocks in the win at Oklahoma. In the NCAA Tournament opening round game vs. Troy, Garrison chipped in with 13 points, six boards and a pair of steals
- Affectionately referred to as the "Mountain Mamba," Trent Noah began to make an impact at Vanderbilt before breaking through with five points and a rebound in nine tough minutes on the road at Tennessee. He then scored five points and had a career-best five boards at home vs. the Gamecocks, but it was a breakout performance against the Volunteers at home that solidified his growing affection from Big Blue Nation. Noah poured in a career-best 11 points, including draining a pair of 3s to open up a lead in the first half, while sinking clutch free throws down the stretch for the season sweep. He is just the third player in program history to come off the bench and make at least three 3s against a top-5 AP ranked team. He joins Reed Sheppard (at #4 Tennessee) and Tyrese

Maxey (vs. #1 Michigan State). Noah hails from Harlan County, which is nearby to the Tennessee border, making the win that much sweeter. Noah grabbed a career-high six rebounds at Texas, while also tallying seven points

- Travis Perry, the state of Kentucky's all-time leading high school basketball scorer, was thrust into a more prominent role beginning with Kerr Kriisa's injury at Gonzaga. Perry quickly grabbed an offensive board and sunk a no-hesitation 3 early in the opening half against Mississippi State to help UK earn a much-needed road win. Against Texas A&M, two second-half 3s propelled UK to another top 15 victory. He then broke out for eight points, including a pair of 3s in the upset of No. 5 Tennessee at home. Perry made his first collegiate start at Texas and scored six points while dishing out three assists in 28 minutes of action. He tallied a new career-best 12 points to go along with a game-high four steals on the road at No. 4 Alabama. He got the start in the SEC Tournament quarterfinal against Alabama, scoring 11 points and posting a season-best four rebounds
- Collin Chandler stepped up in a big way in the home victory over Vanderbilt. Chandler set scored seven points and added six rebounds, while also adding a pair of assists and two steals. He then contributed 11 points, four rebounds and four assists in the win over LSU. Chandler continued his strong form with eight points in the road victory over Missouri. He had nine points, an assist and a steal in the NCAA Tournament win over Troy. He followed that up with six points and a season-high three steals in the Round of 32 vs. Illinois. Chandler spent the last two years on a religious mission trip and has been away from basketball, but his performance against Vanderbilt showcased the top-30 high school prospect he was in the class of 2023.

## When There's a Will, There's an Oweh

Kentucky's junior guard Otega Oweh was Mr. Consistency for the Wildcats this season. He was UK's leading scorer at 16.2 points per game, and led the team with 57 steals.

- He is logging career bests in points per game (16.2), rebounds per game (4.7), assists per game (1.7), steals per game (1.6), blocks per game (0.5) and free-throw percentage (.776)
- Prior to this season, Oweh had only scored in double figures 22 times in his two-year career at Oklahoma and has topped double figures in 33 of the team's 36 games this season
- He was at his best after the break. In first halves of games this season, Oweh averaged 6.0 points per game on 44.4% shooting, while after halftime he totaled a team-high 10.2 points per game and shot at a 54.1% rate. He also made 20 of 45 (44.4%) of his 3-point shots in the second frame. Entering the NCAA Tournament, Oweh's 10.2 points in the second half ranked third in the SEC, behind only Mississippi State's Josh Hubbard (10.4) and Texas' Tre Johnson (10.5)
- Oweh had multiple steals in 19 games
- During the NCAA Tournament, Oweh averaged a team-best 16.0 points per game
- In his first career NCAA Tournament appearance, Oweh poured in 20 points and added eight rebounds and a career-high six assists in a win over Troy
- Oweh became the first player this century to score the game-winning basket in multiple one-point victories against the same opponent in a single season when he hit a buzzer-beater in the win over Oklahoma in the SEC Tournament. Oweh scored 27 total points (his second-highest output of the season, second only to the 28 he scored in the first meeting). Sixteen came after halftime, while he also added a career-best five assists
- In the regular-season finale against Mizzou, Oweh scored 20 of his 22 points in the second half to help lead the Wildcats past the Tigers. He also had three steals in the game
- Oweh poured in 24 points on 9-of-11 shooting, while adding a team-high eight steals and three steals in a win over LSU
- The Newark, New Jersey, native scored 21 of the team's final 23 points, including each of the final 18 and the game-winner with just six seconds to go in a career performance at Oklahoma. Making it even more special was Oweh having played his first two seasons in Norman. Oweh produced a career-high 28 points, while also generating the game-clinching blocked shot in the final second.
- Oweh had team highs in points (13), rebounds (6) and blocks (2) in the upset of No. 5 Tennessee at home
- He scored 15 of his game-high 17 points in the second half vs. South Carolina to lead Kentucky to its largest margin of victory in SEC play
- Oweh scored 20 points in back-to-back games for the first time in his collegiate career. He tallied 21 points against Alabama on Jan. 18, and followed that up with another 21 on Jan. 25 at Vanderbilt. He repeated consecutive 20-point outings with 20 at Texas and 20 in the home win over Vanderbilt
- On the road at Vanderbilt, Oweh posted the second double-double of his career and his first this season, finishing with 21 points and a career-high 12 rebounds
- In the home win against No. 6 Florida, Oweh scored 16 points, including 10 during a key 16-0 run in the first half that took Kentucky from 11 points down to a five-point advantage
- Oweh was stellar down the stretch in Kentucky's upset of Duke. In the final minute of action, he was 4 of 4 from the line, while generating a game-changing steal and an offensive rebound
- Against Louisville, he scored nine of his 17 points over the final two minutes of action
- All 11 of his points came after halftime in the win over Texas A&M. He also had three



# NOTES

- steals
- In a loss to Ohio State, Oweh was a perfect 13 of 13 from the free-throw line. That tied for the fifth-best single-game performance in program history. Four players have gone 14 of 14 from the charity stripe
- He poured in a career-high 24 points in the road game at Ole Miss. Oweh also chipped in with six rebounds and was a perfect 6 of 6 from the line
- Oweh scored in double-figures in Kentucky's first 26 games of the season, marking the longest streak of double-digit scoring by a Wildcat since Malik Monk did so in 30 consecutive games during the 2016-17 season

### Amari Williams: Mr. Triple Double; Point Center; One of One

Kentucky center Amari Williams, who hails from Nottingham, England, etched his name in UK allure on Feb. 4 when he became just the fourth player in program history to register a triple-double.

Williams accounted for 12 points, 11 rebounds and a career-high 10 assists against Ole Miss. He is the only 7-footer in the last 20 years to have a points-rebounds-assists triple-double and the tallest player in program history to turn the trick.

Furthermore, Williams' 10 assists are the most ever by a 7-footer. Previously Sam Bowie (6) and Dakari Johnson (6) held the record. Williams in 2024-25 has more assists than any 7-footer for a single-season in program history.

For the season, he averaged 10.9 points and a team-high 8.5 rebounds per game. He led the Cats in rebounding in 22 of 36 games and snared 10 or more in 16 outings. He is one of three Wildcats all-time with 300+ rebounds and 100+ assists in a single season joining Cliff Hagan (1951-52) and Antoine Walker (1995-96).

Williams' 10 double-doubles this season ranked second in the SEC, behind only Auburn's Johni Broome. In league play, Williams boasted averages of 11.7 points, 8.8 rebounds and 3.7 assists per game, while shooting 59.0% from the field.

Williams stuffed the stat sheet all season long, averaging 39.6 points-rebounds-assists per 40 minutes, a number which ranted tied for seventh in the country.

Dating back to 1996-97, Williams' PAR per 40 minutes total is the third highest by a Kentucky player behind only Demarcus Cousins in 2009-10 (44.3) and Oscar Tshiebwe in 2021-22 (42.2). During that same time span, Williams had the eighth-highest PAR/40 by an SEC player. The top eight are below.

- 2024-25 Johni Broome: 44.7
- 2009-10 DeMarcus Cousins: 44.3
- 2023-24 Johni Broome: 44.0
- 2021-22 Oscar Tshiebwe: 42.2
- 2015-16 Ben Simmons: 40.9
- 2021-22 Tari Eason: 40.2
- 2022-23 Liam Robbins: 39.8
- 2024-25 Amari Williams: 39.6

Among Williams' other notable accomplishments this season:

- Against Vanderbilt at home, Williams logged 17 points and was perfect from the field and free-throw line. He also recorded four blocks. He is the first NCAA or NBA player to have 15 or more points, at least four blocks, go perfect from the field and free-throw line, and not commit a foul since Pau Gasol with the Lakers on Nov. 21, 2010. Furthermore, he is the ninth player to ever have perfect shooting percentages from both the field and the free-throw line with at least six field-goal attempts in program history
- At Mississippi State, he became just the second Kentucky player to have at least 10 points, 12 rebound, six assists and two blocks against an SEC opponent, joining Reggie Hanson
- He snared 12 or more rebounds vs. both No. 14 Mississippi State and No. 11 Texas A&M, becoming the first UK player since Johnny Cox to snare 12 or more boards in consecutive games vs. AP Top 15 opponents
- He scored a season-high 22 points against Arkansas while snatching 11 rebounds and leading the team with three assists. He was the first UK player to lead the team in points, rebounds and assists in a game this season
- Williams was a catalyst for the upset of No. 8 Tennessee finishing with 10 points, 15 rebounds and four assists. The Cats were plus-20 with him on the floor
- Williams was a bright spot in a road loss at Texas, finishing with 18 points, 12 rebounds and 3 assists. It was just the eighth 18-12-3 game by a Kentucky player in the last 10 seasons
- Williams has set a new school record for most assists in a single season by a 7-footer. He has 102 assists this season, the previous high was 66 by Sam Bowie in 1983-84
- In what was his ninth double-double of the season, Williams scored 17 points, grabbed 11 boards and dished out six assists on the road at No. 4 Alabama. It was just the second game of 17-11-6 by a 7-footer in Division I dating back to the 1996-97 season. The other, Akolda Manning vs. Duke on Nov. 11, 2017, was also coached by Mark Pope.
- Williams scored at least 17 points in three consecutive games for the first time in his career (at Texas, Vanderbilt, at Alabama)
- Williams scored 13 points, had 14 rebounds and registered seven assists against No. 1 Auburn. He is the only Wildcat since at least 1983-84 to have a 13/14/7 game and the only Division I player with at least those numbers against the No. 1 ranked team since 2004-05
- Williams crossed the 1,000 career rebound threshold with eight boards against Missouri. He is one of 16 active Division I players with 1,000 career rebounds and one of three in the SEC (Johni Broome, Clifford Omoruyi).
- Williams posted 10 rebounds, eight points, six assists and three blocks in the Round of 32 against Illinois, the first Wildcat ever to register at least those totals in an NCAA Tournament game
- Over the course of the NCAA Tournament, Williams averaged a team-high 9.0 rebounds and also led the team with 13 assists in the three games

### Williams vs. Broome

Despite the result against Auburn there is no denying the impressive performance of Kentucky big man Amari Williams against SEC Player of the Year Johni Broome. Going head-to-head against one of the top players in the nation, Williams more than held his own, actually out dueling Broome in almost every statistical category.

	Williams	Broome
Points	13	9
Rebounds	14	6
Assists	7	1
Field goals	3-5	3-9

### Clutch Free Throws

Free throws during a two-possession game (six points or less) at any point with 3:00 or less to play or overtime:

Player	FTs	Pct.
Koby Brea	4-4	1.000
Ansley Almonor	2-2	1.000
Trent Noah	2-2	1.000
Otega Oweh	29-34	.853
Jaxson Robinson	5-6	.833
Lamont Butler	15-20	.750
Andrew Carr	6-10	.600
Amari Williams	7-11	.636
Brandon Garrison	1-2	.500
<b>Kentucky</b>	<b>71-91</b>	<b>.780</b>

### All-Time Winningest Schools

SCHOOL	WINS
1. Kentucky	2,422
2. Kansas	2,414
3. North Carolina	2,395
4. Duke	2,335
5. UCLA	2,025
6. Temple	2,010
7. Syracuse	2,007
8. Notre Dame	1,978
9. St. John's	1,973
10. Purdue	1,953
*through the 2024-25 season	

### Week-by-Week Rankings

Week	AP	Coaches	NET	KenPom
Nov. 4	23	23	-	43
Nov. 11	19	18	-	31
Nov. 18	9	11	-	22
Nov. 25	8	8	-	13
Dec. 2	4	6	9	12
Dec. 9	5	5	5	9
Dec. 16	4	4	7	8
Dec. 23	10	10	19	26
Dec. 30	10	11	24	26
Jan. 6	6	7	12	19
Jan. 13	8	9	13	21
Jan. 20	9	9	11	20
Jan. 27	12	12	14	22
Feb. 3	14	14	19	22
Feb. 10	15	18	17	23
Feb. 17	17	21	17	19
Feb. 24	17	23	12	16
M. 3	19	24	15	18
M. 10	15	19	12	11
M. 17	18	21	14	16
Final	12	14	15	16





# NOTES

## Three Wildcats on Midseason Watch Lists

Three Wildcats, Lamont Butler, Otega Oweh and Jaxson Robinson were on various midseason watch lists following stellar starts to the season.

Butler and Oweh are both on the USBWA Oscar Robertson Trophy Midseason Watch List. Butler is also on the Naismith Defensive Player of the Year Top 15 list, while he was also picked as a midseason second-team All-American by The Sporting News.

Robinson was selected to the top 10 midseason list of the Julius Erving Small Forward of the Year list.

Butler has proven to be one of UK's most important players this season. He was the USBWA National Player of the Week after pouring in 33 points in the win over Louisville.

UK is 20-7 with him on the court and is yielding 75.0 points per game, a 42.7% field-goal clip and a 29.9% 3-point rate to its opponents. In the nine games he has missed, UK is 4-5 and giving up 83.8 points per game, 46.4% from the field and 32.1% from 3-point range.

Oweh is UK's leading scorer at 16.2 points per game. He has topped double figures in 33 of 36 games. He leads the team with 13 20-point outings. Oweh is best after the break, logging a team-best 10.2 points per game after halftime, while shooting 54.1% from the field, 44.4% from 3-point range and 80.3% from the free-throw line.

Robinson was steady in SEC action before being ruled out for the remainder of the season with a wrist injury. He was posting 14.4 points per game and shooting 45.7% from distance against league foes.

## Dynamic Duo from Distance

Kentucky guard Jaxson Robinson was named a candidate for the Julius Erving award honoring the nation's best small forward, while Koby Brea finished as the nation's leading 3-point shooter in 2023-24, and picked up right where he left off in 2024-25.

Robinson and Brea combined for 155 3-pointers on the season, Brea having hit 93 and Robinson with 62. That mark ranks tied for the fifth most by a duo in program history. It is the ninth time in program history that UK has had two players make at least 60 3-pointers. The record is 168, set by Jamal Murray (113) and Tyler Ulis (55) in 2015-16. Brea averaged 2.58 makes from distance per game, while Robinson was logging 2.58. Brea is one of seven Kentucky players all-time to make 93 3s in a single season.

Brea and Robinson are just the fourth pair of Kentucky teammates to make at least seven 3-pointers in a single game in the same season.

- Koby Brea and Jaxson Robinson (2024-25)
- Jamal Murray and Derek Willis (2015-16)
- Tony Delk and Travis Ford (1993-94)
- Jeff Brassow and Derrick Miller (1989-90)

### Jaxson Robinson

- Robinson was logging 13.0 points per game and was shooting a career-best .376 percent from long range
- In SEC contests, Robinson was posting 14.4 points per outing and was shooting .457 from distance with an average of 3.4 makes per game
- The Ada, Oklahoma, native broke out for 27 points on 9-of-12 shooting on the road at Mississippi State. The seven made 3s tied Dontaie Allen (2021) for the most ever by a Wildcat against the Bulldogs
- Robinson enjoyed a stretch of seven games with three or more makes from distance beginning with the game vs. Mississippi State

### Koby Brea

- Brea averaged 11.6 points per contest and shot .435 percent from 3-point range. Following a career-high 23-point performance in the win over No. 6 Florida, Brea was named the Southeastern Conference Co-Player of the Week
- Brea's 43.5 percent make rate from beyond the arc ranked ninth in Division I
- Brea has made multiple 3-pointers in 27 games this season, and has drained five or more in four games
- Inside Rupp Arena, Brea was 57-111 (.514) from beyond the arc this season and made three or more 3s in 10 of 17 games

## S-E-C! S-E-C! S-E-C!

Kentucky is the Southeastern Conference's gold standard. Since the SEC's inception in 1932-33, the Wildcats are the most dominant team in the league, recording a 1,069-316 mark (77.2%) in regular-season conference play. Only Alabama and Tennessee have won more than 800 regular-season SEC games and no other team owns a better winning percentage.

- UK has averaged 11.6 wins and only 3.4 losses per season in 92 seasons in the SEC
- Kentucky has won 49 SEC regular-season titles and 31 SEC Tournament championships
- UK won its 1,000th game in SEC regular-season action vs. Alabama on Jan. 11, 2020. Kansas has won 1,000 conference games when combining its records in the Big 6, Big 7, Big 8 and Big

12, but no other team in the country had won 1,000 or more regular-season league games in one conference alone

- 14 teams made the 2025 NCAA Tournament field, the most from any conference all-time
- The league has advanced at least one team to the Elite Eight in 11 of the last 14 tournaments
- Seven teams from the SEC made the Sweet 16, a new NCAA Tournament record for most teams by a conference
- The SEC sent four teams to the Elite Eight, the first time the league has done so, joining the 2009 Big East and the 2016 ACC as the only conferences to accomplish the feat
- Two SEC teams faced each other in the Final Four for the first time
- The SEC's 22 NCAA Tournament wins broke the ACC's record of 19 in 2019
- Florida won the SEC's 12th National Championship all-time

## It REALLY Just Means More in 2024-25

- SEC teams won 88.8% (183-23) of their games this season prior to the start of conference play. That tops the nine-team ACC in 2003-04 which had an 88.2% winning percentage (75-10) in games before New Year's Day
- In non-conference play, SEC teams went 21-7 against nonconference teams ranked in the Associated Press Top 25, including a 6-2 mark against teams ranked inside of the top 10. The SEC's 21 nonconference wins against the AP 25 are eight more than any other league has ever had in a single season (per former ESPN researcher Jared Berson)
- The end of season April 8, 2025 AP Top 25, had a nation-leading eight SEC teams ranked
  - On Dec. 9, five SEC teams were ranked inside the top 10 in the AP poll for the first time in league history
  - On Jan. 6, six SEC teams were ranked inside of the top 10, topping its own record previously set earlier in the season
  - On Feb. 10, the SEC had four of the top five ranked teams for the first time in history
- The SEC's 10 teams ranked in the Dec. 23, 30 and Jan. 27 polls are the most by a conference since the AP began compiling a weekly poll during the 1948-49 season
- Fourteen of the 16 teams have been ranked for at least one week in the AP poll, breaking a new league record
- The SEC dominated this year's SEC-ACC Challenge, going 14-2 against the Atlantic Coast Conference and winning 11 of those games by double digits and five by 20-plus points
- Entering the NCAA Tournament, the SEC had four teams in the top 10 of the NET, seven teams in the top 20, 14 in the top 50 and all 16 teams inside the top 90
- The SEC was the highest rated conference in the country by KenPom, which ranks conferences by net rating of team expected to go .500 in conference play
- The league advanced a record 14 teams to the NCAA Tournament in 2025, where those teams posted a 22-12 record

## The Butler is In: Don't Forget to Say Thank You

Lamont Butler came to Kentucky after enjoying a prolific career at San Diego State where he helped the Aztecs to the 2023 National Championship game. Butler finished his career ranking fifth in all-time in steals (183), sixth in conference victories (52), ninth in total victories (100) and 10th in assists (338). He was a two-time Mountain West Defensive Player of the Year and sank one of the most memorable shots in Final Four history, and easily the most important shot of San Diego State's allure.

To say he is an accomplished collegiate player would be an understatement. But what he did in year five in the best league in the country, might be even more impressive.

- Butler logged 11.4 points, 4.3 assists, 2.9 rebounds and 1.6 steals per game, while tallying a 2.1 assist-to-turnover ratio for the season
- The point guard was selected to The Sporting News Midseason All-America Second Team, he's an Oscar Robertson Trophy midseason watch list selection and was among 15 players being considered for the Naismith Defensive Player of the Year honor
- He scored in double figures in 14 games, including pouring in a career-high 33 points highlighted by a career-best six 3-pointers in the win over Louisville
- Prior to this season, Butler's best per game averages for his career were (9.3 points, 2.7 rebounds, 3.0 assists and 2.21 assist-to-turnover ratio)
- In the 14 games Butler played against teams either ranked or receiving votes, he posted 12.6 points per game. He connected on 48.3% from the floor and 41.0% from distance. He also pitching in 4.5 assists, 1.7 steals and 2.6 rebounds per game.
- In 12 SEC games in which he appeared, Butler tallied 10.6 points, 2.7 rebounds, 4.7 assists and 1.8 steals per game. He connected on 42.7% of his attempts from the field

## Big Blue Carr Show

Not only does the team refer to Andrew Carr as the "team dad," but Carr provided his best performances in Kentucky's biggest games, despite fending off a nagging back injury since the start of conference play.

## Wins vs. Losses in 2024-25

Result	FG%	Opp. FG%	3-Pt. FG%	Opp 3-Pt. FG%	FT%	RPG	APG	TOPG	BPG	SPG	PPG	Opp PPG
Wins	.506	.413	.396	.277	.742	39.0	19.0	9.8	4.5	7.3	89.0	72.1
Losses	.430	.486	.323	.364	.712	36.0	12.6	13.0	3.2	6.3	75.3	87.4



# NOTES

- For the season Carr averaged 10.3 points, 4.7 rebounds and 1.7 assists per game, while connecting on 54.4% of his field goals
- He scored in double figures in 21 games
- Carr had three double-doubles on the year
- Carr ranked 66th in overall offensive rating per KenPom
- After leading Kentucky with 17 points in a come-from-behind upset over No. 6 Duke, UK forward Andrew Carr was declared the Southeastern Conference Player of the Week on Nov. 18.
- Carr set season highs in both points (17) and rebounds (6), while also adding three assists and a blocked shot as Kentucky erased a nine-point halftime deficit to upend the Blue Devils, 77-72.
- The West Chester, Pennsylvania, native made a big impact down the stretch for the Wildcats, beginning with an "and one" with 3:57 to go which tied the game at 67 and pulled UK even for the first time since there was 8:23 on the clock in the first half. Carr then assisted on an Otega Oweh layup that gave the Cats a 69-67 lead, their first advantage since holding a 24-23 edge. After Duke reclaimed the lead 70-69, Carr converted another traditional 3-point play the old-fashioned way, hitting a layup plus a foul shot to put Kentucky in front 72-70.
- Carr's 17 points came on an efficient 5-of-8 performance from the field and included two made 3s on just three attempts.
- Playing against No. 1 Auburn, Carr scored a season-high 20 points while shooting 7 of 11 from the floor. He was a perfect 6 for 6 from the field in the second half
- Carr came up with his third double-double of the season in the regular-season finale at Mizzou, scoring 16 points and grabbing a season-high 12 rebounds while also leading Kentucky in assists (3) for the first time this season.
- Carr finished with a team-high 18 points in the SEC Tournament quarterfinal against Alabama in just 19 minutes of action

## Carr Named to SEC Community Service Team

Andrew Carr, a graduate-student on the Kentucky men's basketball team, has been selected to the Southeastern Conference Community Service Team, the league office announced.

The SEC sponsors Community Service Teams for all 22 league-sponsored sports. The Community Service Team looks to highlight an athlete from each school who gives back to his community in superior service efforts.

Carr has made a profound impact on the Bluegrass in his lone year in a Kentucky uniform. The West Chester, Pennsylvania, native has completed more than 25 service hours since arriving in Lexington in June, leading a team that has made service a priority in head coach Mark Pope's first season at Kentucky.

Carr, a transfer from Wake Forest, has been a mainstay visiting the kids at UK Children's Hospital, supporting multiple Lexington Parks and Recreation initiatives and reading to children at local elementary schools. He took part in the team's retreat to Hazard, Kentucky, in August, where the Wildcats held a gathering for the community and took part in home building and repair projects for a full weekend. Carr also has taken part in a field day with Big Brothers Big Sisters of the Bluegrass, packed bags of food and meals for God's Pantry and Bluegrass Hospitality Group's Thanksgiving charitable efforts and visited with members of the Down Syndrome of Louisville team.

The 6-foot-11 forward is a 2024 graduate of Wake Forest University with a degree in communications. He began his career at Delaware where he was tabbed a Colonial Athletic Association Rookie of the Week during his freshman season. As a sophomore, he helped lead the Blue Hens to the CAA Championship and an appearance in the NCAA Tournament. Carr was a CAA All-Tournament Team selection for his efforts. In two years at Wake, he was a two-time Atlantic Coast Conference All-Academic Team selection and earned ACC Player of the Week once. Following a 17-point, six-rebound, three-assist effort in an upset of No. 6 Duke, Carr was tabbed as the SEC Player of the Week earlier this season.

## Share the Rock

In the win over Jackson State, the Wildcats had four players (Kerr Kriisa, Brandon Garrison, Lamont Butler, Andrew Carr) tally five or more assists in a game for only the third time in program history. UK also achieved the feat in 2012-13 against LIU Brooklyn, as well as in the first round of the NCAA Tournament vs. San Jose State during its run to the 1996 National Championship game. In that first-round game, the Wildcats also set a single-game record with 35 assists, a record that still stands.

At season's end, Kentucky averaged 16.9 assists per game and dished out an assist with a rate of 57.0% on made baskets. The Wildcats assists per game average ranked 20th in the nation.

UK had eight players who generated 34 or more assists, led by Lamont Butler's 4.3 per game. The Cats ranked 19th in the nation in assist-to-turnover ratio at 1.55 per game.

## Balanced Attack

The Wildcats went 24-12 in large part thanks to their veteran experience. But it was the balance of attack, both offensively and defensively that aided UK's season.

- Kentucky had seven different leading scorers (Oweh - 16, Brea - 8, Carr - 5, Robinson - 4, Butler - 3, Almonor - 1, Williams - 1)
- Six players averaged double-figure points, the first UK team ever to finish the season with six players averaging in double-figures

## Need for Speed

Mark Pope has preached the desire for an up-tempo offense that generates as many possessions per game as possible.

- Kentucky averaged 14.03 fastbreak points per game, the 21st most in the country
- UK's average offensive possession length is 16.3 seconds
- Tempo rating of 70.9 (possessions per 40 minutes)

## The Century "Mark"

Kentucky's offense ambushed opponents, particularly in the friendly confines of Rupp Arena. UK is averaging 84.4 points per game, the seventh most in the nation. The Cats averaged 90.7 points per game at home and eclipsed the century mark in five games this season.

## Butler Goes Bonkers, Named National Player of the Week

Lamont Butler had the game of his life as Kentucky defeated rival Louisville on Dec. 14, scoring a career-high 33 points while shooting a perfect 10 of 10 from the field and 6 of 6 from 3-point range.

The point guard, who had missed the two games prior to Louisville due to injury, bettered his previous career-high by 10 points and also set a new personal benchmark for made 3s in a game with six.

He was selected as the game's Most Valuable Player by the Bluegrass Sports Commission, and also hauled in USBWA National Player of the Week and SEC Player of the Week honors.

*Some additional notes on the performance:*

- Butler's 33 points were the most by a Wildcat this season
- It's the second-most for a Wildcat vs. Louisville, Derrick Miller scored 34 on Dec. 30, 1989
- His 10-of-10 shooting night tied for the third-best shooting performance in school history
  - Rodney Dent 12 of 12 vs. Morehead State (Dec. 1993)
  - Kenny Walker 11 of 11 vs. WKU (March, 1986)
  - Justin Edwards 10 of 10 vs. Alabama (Feb, 2024)
- His 6-of-6 3-pointers are the second-best 3-point performance in school history. Wenyen Gabriel hit all seven 3s he attempted against Alabama on March 10, 2018
- The six made 3s tied Jeff Brassow (Dec. 29, 1990) for the most by a UK player vs. Louisville
- Butler is only the second SEC player in the last 20 years to finish with 30 or more points on 100% field-goal shooting
- As of March 16, he is the only player in Division I this season to score at least 30 points on 100% shooting from the field
- Since 1996-97, Butler is the only Division I player to make all of his shots, score at least 33 points and have at least six assists

## From Lex, to the League, and Back Again

Mark Pope brings a unique background and experience to Kentucky as the 23rd head coach of the men's basketball program.

- Mark Pope is one of 49 head coaches at the NCAA Division I level that is the head coach at his alma mater
- Mark Pope is one of 19 head coaches at the NCAA Division I level that played in the NBA
- Mark Pope is one of just five head coaches at the NCAA Division I level who played at their alma mater, played in the NBA, and now coach at their alma mater (Hubert Davis - UNC, Penny Hardaway - Memphis, Mike Woodson - Indiana, Speedy Claxton - Hofstra)

## Old But New

Mark Pope's inaugural roster featured a bevy of experience led by six players in their fifth year of collegiate basketball. The roster also has a senior, a junior and sophomore, and three freshmen.

The roster is one of the most experienced in the country, but not a single player enters the season having appeared in a game for Kentucky.

Entering the 2024-25 campaign, UK's veteran lineup had played in 845 career games, played 20,741 minutes, made 586 starts, scored 7,900 points and sunk 1,033 3-pointers at a 37.0% rate.

That was more than any team in the history of Kentucky basketball entering a season (minutes statistics available through the 1964-65 season).

Kentucky's other most-veteran squads were the 2021-22 squad which played 13,385 total minutes and scored 5,203 career points. Pope's 1996 team -- hailed as one of the greatest college basketball teams of all time -- had career point totals of 5,232. The 2002-03 squad had 559 games to its roster.

Conversely, Kentucky is returning 0.0% of its scoring, rebounding, assists, steals or blocks production from a season ago. It is the first time in the history of the program there has not been a single returning contributor. The fewest returning points scored from one season to another in program history occurred in the midst of World War II where the 1943-44 roster had a squad with team members who had combined to score just 19 points the season before.

- In a preseason survey of other men's basketball programs, Kentucky's six fifth-year players are tied for the third-most in college basketball among the power conferences. Only Oklahoma State (8) and Louisville (7) have more



# NOTES

- In a different survey of men's basketball programs throughout the country, Kentucky's 12 newcomers are tied for the fifth-most among power conferences trailing only Cal (16), Louisville (16), Oklahoma State (13) and Vanderbilt (13)
- The Wildcats join only Louisville as a major-conference team that is not returning any production from last year's roster

## Early Signing Period Splash

The November signing period was fruitful for Kentucky as the Wildcats added a pair of prospects from the class of 2025 who were both a part of the Naismith High School Preseason Player of the Year watch list.

- **Jasper Johnson (Lexington, Ky.):** Consensus top 20 recruit. | 2025 Nike Hoop Summit Team USA selection | Iverson Classic selection | Began career at Woodford County HS before transferring to Link Academy and now Overtime Elite | Combo guard. | Played for Team Thad on the EYBL AAU circuit | Won a gold medal with USA Basketball at the FIBA U18 AmeriCup this past June | Father, Dennis, played football at UK and in the NFL | Uncle, Derrick, played football at Kentucky | Grandfather, Alvis, worked eight years in athletics administration at UK.
- **Malachi Moreno (Georgetown, Ky.):** 2025 Mr. Kentucky Basketball | One of the top centers in the class and a four-star prospect | Attends Great Crossing High School, helping Warhawks reach the semifinals of the KHSAA Sweet 16 last season | 2025 McDonalds All American | 2025 Nike Hoop Summit Team USA selection | Naismith All-America Honorable Mention | Played for Indiana Elite on the AAU circuit, the same program that was home to current UK freshman, Travis Perry | Participated in Adidas Eurocamp, the NBPA Top 100 camp and the Under Armour Elite 24 Showcase | Brother, Micheal, played at EKU where he became the first player in school history to score at least 1,500 points and grab 900 rebounds

## SGA, KAT Named 2025 NBA All-Star Starters; Davis and Herro Added as Reserves

Kentucky products Shai Gilgeous-Alexander and Karl-Anthony Towns were each tabbed as starters for the 2025 NBA All-Star game, while Anthony Davis and Tyler Herro earned a spot in the NBA All-Star Game as reserves.

Gilgeous-Alexander earned his third all-star selection overall and his second-consecutive starting nod. In Lexington for the 2017-18 season, Gilgeous-Alexander averaged 14.4 points and 5.1 assists. He was named the MVP of the Southeastern Conference Tournament, helping the Wildcats to the title with a win over Tennessee in the championship game. That year, Gilgeous-Alexander was an All-SEC Second Team selection and an All-SEC Freshman Team honoree.

In his first season with the New York Knicks, Towns is putting together one of the best campaigns of his 10-year NBA career. This year's all-star nod was Towns' fifth selection to the festivities and marked his first time receiving starting honors.

Towns was a part of Kentucky's historic 2014-15 squad which won its first 38 games en route to the Final Four. He was a consensus Second Team All-American and the SEC Freshman of the Year, averaging 13.9 points and 6.7 rebounds per game.

For Davis, this year's selection marks his 10th to the NBA All-Star game, the most ever by a Kentucky men's basketball alumni. He was the 2017 NBA All-Star Game MVP while playing with the New Orleans Pelicans.

Davis was named the National Player of the Year and the 2012 NCAA Final Four Most Outstanding Player after leading Kentucky to the 2012 national championship. He started all 40 games for the Wildcats that season, leading the team in both points per game (14.2) and rebounds per game (10.4), while also breaking the UK single-season blocks record with 186 swats.

Herro, a star on the 2018-19 Kentucky Wildcats team, earned his first career all-star selection in what is his sixth NBA season for the Miami Heat.

At Kentucky, Herro was an All-Southeastern Conference Second Team and All-Freshman Team selection, starting all 37 games and averaging 14.0 points, 4.5 rebounds and 2.5 assists as the Cats reached the Elite Eight in the NCAA Tournament.

Kentucky has had 20 players combine for 58 NBA All-Star selections all time. This year's four selections come on the heels of Kentucky's record-breaking seven all-stars last season.

Last season, a record-breaking seven Kentucky men's basketball alumni were chosen as all-stars, breaking the previous All-Star Game record of four players chosen from one collegiate program.

## Kentucky Boasts Nation-Leading 29 Players on NBA Opening-Day Rosters

The Kentucky men's basketball program finds itself in familiar territory with a nation-leading 29 players on NBA opening-day rosters. It marks the 13th consecutive season in which the Wildcats have paced the nation in terms of their alumni contingent in the league. The total of 29 players is based off the NBA's official opening-day roster list and includes all two-way and inactive players.

Duke (24 players) is the only other school with at least 20 representatives on a roster heading into the 2024-25 season. The Southeastern Conference leads all collegiate conferences with 100 players on opening day rosters. The Big Ten is second with 89.

Of the 30 NBA franchises, 20 feature at least one player out of Kentucky, while eight have multiple Wildcats. The Sacramento Kings lead the league with three UK products on their roster, while the 76ers, Heat, Knicks, Lakers, Pelicans, Suns and Thunder each have two.

A group of four Cats from last year's Kentucky team join the NBA ranks this season, led by top-10 draft picks Reed Sheppard and Rob Dillingham.

Kentucky's NBA contingent enters the 2024-25 season with significant momentum. Last year, a record-breaking seven UK players earned NBA All-Star nods, while three were selected to All-NBA teams. Shai Gilgeous-Alexander finished as the runner up for the league's Most Valuable Player award, while Tyrese Maxey was named the KIA Most Improved Player. Maxey also received the NBA's Sportsmanship Award and Karl-Anthony Towns was chosen as the recipient of the Kareem Abdul-Jabbar Social Justice Champion Award.

## Wildcats in the NBA (31)

Bam Adebayo – Miami Heat	Brandon Boston Jr. – New Orleans Pelicans
Keion Brooks Jr – New Orleans Pelicans	Devin Booker – Phoenix Suns
Anthony Davis – Dallas Mavericks	Rob Dillingham – Minnesota Timberwolves
Justin Edwards – Philadelphia 76ers	De'Aaron Fox – San Antonio Spurs
Shai Gilgeous-Alexander – Oklahoma City Thunder	Tyler Herro – Miami Heat
Kevin Knox – Golden State Warriors	Isaiah Jackson – Indiana Pacers
Keldon Johnson – San Antonio Spurs	
Chris Livingston – Milwaukee Bucks	Trey Lyles – Sacramento Kings
Tyrese Maxey – Philadelphia 76ers	Malik Monk – Sacramento Kings
Jamal Murray – Denver Nuggets	Immanuel Quickley – Toronto Raptors
Julius Randle – Minnesota Timberwolves	Antonio Reeves – New Orleans Pelicans
Nick Richards – Phoenix Suns	Shaedon Sharpe – Portland Trail Blazers
Reed Sheppard – Houston Rockets	Jacob Toppin – New York Knicks
Karl-Anthony Towns – New York Knicks	Oscar Tshiebwe – Utah Jazz
Jarred Vanderbilt – Los Angeles Lakers	Cason Wallace – Oklahoma City Thunder
PJ Washington – Dallas Mavericks	TyTy Washington Jr. – Phoenix Suns

## Noteable nuggets about UK's NBA stars:

- **Shai Gilgeous-Alexander** became the first Kentucky product to win the NBA scoring title, averaging 32.7 points per game during the 2024-25 NBA season to lead the league
- **Shai Gilgeous-Alexander** became just the seventh player ever to record 20+ points in 60-straight games joining: Kevin Durant, Kobe Bryant, Michael Jordan, Kareem Abdul-Jabbar, Oscar Robertson and Wilt Chamberlain
- **Shai Gilgeous-Alexander (Thunder)** was named the Western Conference Player of the Week for the second time this season on March 10
- **Tyler Herro (Heat)** won the 2025 Starry 3-Point Contest, becoming the third UK player to win the event alongside Devin Booker and Karl-Anthony Towns
- In his first half with the Dallas Mavericks, **Anthony Davis (Mavericks)** became the first player in franchise history to record 20+ points, 10+ rebounds and 5+ assists in any half
- **Cason Wallace (Thunder)** and **Reed Sheppard (Rockets)** were selected for the Rising Stars Game at the 2025 NBA All-Star Weekend festivities
- **Devin Booker (Suns)** became the franchise's all-time leading scorer on Feb. 3, eclipsing
- A pair of Wildcats were involved in blockbuster NBA trades prior to the deadline as **Anthony Davis** is headed to the Dallas Mavericks as part of a deal involving Luka Doncic, while **De'Aaron Fox** is on the move to the San Antonio Spurs
- **Shai Gilgeous-Alexander (Thunder)** and **Karl-Anthony Towns (Knicks)** were both named starters for the 2025 All-Star Game. It marks the second-consecutive starting nod for Gilgeous-Alexander and the first of Towns' career. **Anthony Davis (Mavericks)** and **Tyler Herro (Heat)** join them as reserves.
- **Jamal Murray (Nuggets)** tallied 45 points, six assists and two steals on Jan. 14. It was the most points he has scored in a game since 2021.
- On Jan. 2, **Shai Gilgeous-Alexander (Thunder)** and **Karl-Anthony Towns (Knicks)** were named the NBA Players of the Month for the month of December. Gilgeous-Alexander led the Thunder to a 12-1 record on the month and averaged an NBA-best 33.3 points on 56.3% shooting. Towns' Knicks went 12-2 in December with the big man scoring 23.2 points per game and adding 14.6 rebounds per outing. Gilgeous-Alexander has now won NBA Player of the Month in the Western Conference in back-to-back month
- A total of seven Kentucky Wildcats took the floor for the NBA's Christmas Day games this year. **Tyrese Maxey (76ers)** was the star of the day, scoring 33 points and adding 12 assists to help the Sixers defeated the Boston Celtics.
- **De'Aaron Fox (Kings):** Fox set a Kings' franchise record by scoring a career-high 60 points against the Minnesota Timberwolves on Nov. 15, before dropping 49 points the very next day against the Utah Jazz. The 109 points on consecutive nights are the second-most in the last 50 years of NBA history, trailing only Kobe Bryant who once has 110 back in 2017. He was named the Western Conference Player of the Week on Nov. 18 for his efforts
- **Shai Gilgeous-Alexander (Thunder):** Scored a career-high 45 points in OKC's win over the LA Clippers on Nov. 11, going 13-of-21 from the field and 4-of-8 from beyond the arc. He matched that career-high with another 45-point outing vs. Indiana on Dec. 26.
- **Karl-Anthony Towns (Knicks):** Towns has scored over 40 points twice thus far. He poured in 44 points in a win over Miami on Oct. 30, the most points scored by a New York Knicks' center since Patrick Ewing had 41 in 1996. Towns then topped that total with a season-high 46-point outing against the Chicago Bulls on Nov. 13. Towns enjoyed an 18-game streak of games with a double-double and at least one made 3-pointer from Nov. 12 through Dec. 23. It was the longest such streak in NBA history, besting the previous record of 12 games by Nikola Jokic and Giannis Antetokounmpo.
- **Devin Booker (Suns):** Topped 15,000 career points on Dec. 3, becoming the ninth youngest





# NOTES

player in NBA history to achieve the feat. Booker is also the fourth youngest guard to reach the mark, behind Kobe Bryant, Michael Jordan and Tracy McGrady. Booker was named the NBA Western Conference's Player of the Week on Nov. 4 after a week which saw the Phoenix star average 33.7 points over three Suns' wins

- **Anthony Davis (Lakers):** Davis was named the NBA Western Conference's Player of the Week following the opening week of the season. He became just the third player in NBA history to have multiple season openers with at least 35 points and at least 15 rebounds, joining only Elgin Baylor and Wilt Chamberlain as the other players to turn the trick. He had his first 40-point outing of the season on Nov. 15 in a win over the San Antonio Spurs
- **Julius Randle (Timberwolves):** Randle hit a buzzer-beating 3-pointer on Nov. 17 to push the Wolves past Devin Booker and the Suns. Randle had a season-high 36 points and seven assists, and his game-winner spoiled a 44-point game from Booker
- **Antonio Reeves (Pelicans):** On his 24th birthday, Reeves scored a career-high 34 points against the Cavaliers. As of Nov. 20, it was the second-highest scoring performance by a rookie in 2024-25
- On Dec. 1, **Keldon Johnson (Spurs)** became the third-fastest player in franchise history to score 5,000 career points. Only Tim Duncan and David Robinson achieved the feat faster.
- **Tyler Herro (Heat)** was selected as the Eastern Conference Player of the Week on Dec. 9 after averaging 25.3 points, 6.0 rebounds and 5.5 assists during a four-game week for the Miami Heat in which the team went 3-1
- **Tyrese Maxey (76ers)** scored 40 points to lead the Sixers to a 121-108 win over Charlotte on Dec. 16. It was Maxey's second 40-point outing of the season. He scored 45 in an overtime win against the Pacers on Oct. 27.
- **Chris Livingston (Bucks)** captured the 2024 NBA Cup with a win over the OKC Thunder on Dec. 17. Three Wildcats (Livingston, Shai Gilgeous-Alexander, Cason Wallace) played in the Championship game.

## A Flying Start to the Pope Era

Kentucky won big in its first regular-season contest under head coach Mark Pope, taking down Wright State, 103-62, to begin the 2024-25 campaign.

Six Wildcats scored in double figures in the contest, led by 21 points from Otega Oweh and 18 from Koby Brea. Kentucky saw six players finish with at least three assists in the victory, while three had five assists.

UK shot 60 percent from the field and assisted on 30 of 39 made field goals, a 76.9 percent assist rate.

### *Some nuggets from the Pope opener*

- The 41-point margin of victory in Pope's debut is the same as his jersey #41 from his playing days at UK
- 103 points are the most for a Kentucky coach in his debut game. The previous high was 88 points vs. Morehead State in Tubby Smith's first game in 1997
- 103 points are the most in a season opener for the Wildcats since Nov. 11, 2011 when Kentucky scored 108 vs. Marist
- The Cats are 8-0 in a head coach's debut dating back to Adolph Rupp's first game in 1930
- It was the seventh season-opening win in a row for Mark Pope dating back to his final season at Utah Valley
- Kentucky improves to 101-21 in season openers all-time and 106-16 in home openers

## Associated Press Poll All-Time Leader

Not only is Kentucky the nation's all-time wins leader and the team with the best all-time winning percentage, it has been ranked in the Associated Press more than any other program.

Kentucky has been ranked in the AP poll during 991 weeks in the poll's 76-year history. North Carolina (962), Duke (914), Kansas (878) and UCLA (744) round out the top five.

The Wildcats were ranked No. 1 for the first time in the second month of the poll in Feb. 1949. UK has played a total of 252 games as the nation's top-ranked team.

The Nov. 18, 2024 jump from No. 19 to No. 9 was the largest single-week rise for Kentucky in program history (10 spots). The previous record was a nine-spot jump accomplished in February of 2001.

## Assistants Snapshot

In addition to putting together a roster from scratch, Mark Pope also had to assemble a staff upon his hiring as head coach of the Wildcats. Pope constructed what he considers to be the best in the country.

- **Alvin Brooks III (associated head coach):** Brooks coached eight seasons at Baylor, serving as both an assistant and associate head coach. The Bears went 194-72 during Brooks' tenure, including a 94-46 record in Big 12 action, won the 2021 NCAA Tournament, went 12-5 in NCAA Tournament games and 22-15 against Associated Press top-10 ranked foes. A Houston native, Brooks began his coaching career at the junior college level. He spent two seasons at Arkansas-Forth Smith, helping the Lions to the 2006 NJCAA Division I championship. He then joined the staff at Midland, where he again was on staff for an NJCAA title team in 2007.
- **Mark Fox (associate coach):** Has been a head coach at the NCAA Division I level for 18 years and has a career record of 324-263. Fox has directed teams to four regular-season conference titles, five NCAA Tournament appearances and 10 total postseason appearances during his collegiate coaching tenure. Fox and Pope reunite in Lexington, after Fox hired Pope for his first collegiate basketball position. Pope served as the Director of Basketball Operations at Georgia in 2009-10, coincidentally Fox's first season with the Bulldogs.

• **Cody Fueger (assistant coach):** Fueger has been a nine-year member of Mark Pope's staffs, first serving as an assistant coach at Utah Valley and then transitioning to BYU. The connection began when they were on the BYU staff together when Pope was an assistant coach and Fueger served as the director of basketball operations. Fueger began his career as a student assistant coach and video coordinator at Utah under Rick Majerus. Named one of the most impactful mid-major assistant coaches in Division I men's basketball by Silver Waves Media in 2022 and 2023, Fueger has been instrumental for Pope's squads.

• **Jason Hart (assistant coach):** Hart is a nine-year NBA veteran with extensive coaching experience at the high school, collegiate and professional levels. Hart most recently served as the head coach of the NBA's G-League Ignite squad, coaching the likes of Jaden Hardy, Scoot Henderson, Matas Buzelis and Ron Holland. He is a member of Syracuse's All-Century Team, which honored the top 25 players in the program's history. He was picked in the second round of the 2000 NBA Draft by the Milwaukee Bucks, where he was teammates with Pope for one season.

• **Mikhail McLean (assistant coach):** McLean spent the last three seasons on staff with Lamar as an assistant coach where the Cardinals have steadily improved year-to-year, culminating in a record-breaking 19-14 season in 2023-24. The Cardinals' 19 wins were their most in NCAA Division I since the 2011-12 season and the second most since the 1987-88 campaign. In addition to his collegiate coaching career, McLean is a native of The Bahamas and serves as the associate head coach on the Bahamian National Team staff. He has been a part of the program since 2021 and is the squad's defensive coordinator. A former standout player for Houston, he joined the Cougars' staff for six seasons.

## Two Assistants Selected for Elite 75 Future Head Coach Power Lunch

Kentucky assistant coaches Cody Fueger and Jason Hart were selected for the Silver Waves Elite 75 Future Head Coach Power Lunch. These 75 coaches have distinguished themselves in the basketball space and are recognized as potential DI head coaches to come. The Silver Waves Media Future Head Coach Power Lunch will be held at the Final Four in San Antonio.



# KENTUCKY BY THE NUMBERS

Date	Opponent	Result	Points	Rebounds	Assists	Steals	Blocks
N. 4	WRIGHT STATE	W, 103-62	Oweh - 21^	Williams-13^	Three with - 5^	Two with - 3^	Four with - 1^
N. 9	BUCKNELL	W, 100-72	Brea - 20^	Williams - 14^	Kriisa - 12^	Three with - 2^	Almonor - 2^
N. 12	vs. Duke <sup>1</sup>	W, 77-72	Carr - 17	Williams - 8	Butler - 4^	Oweh - 2	Three with - 2^
N. 19	LIPSCOMB <sup>2</sup>	W, 97-68	Robinson - 20^	Williams - 11^	Two with - 2	Three with - 1	Three with - 2^
N. 22	JACKSON STATE <sup>3</sup>	W, 108-59	Brea - 22^	Two with - 8^	Kriisa - 7^	Three with - 3^	Garrison - 3^
N. 26	WKU <sup>2</sup>	W, 87-68	Two with - 18^	Two with - 10^	Two with - 4^	Five with - 1	Williams - 4^
N. 29	GEORGIA STATE	W, 105-76	Robinson - 19	Carr - 8^	Butler - 6^	Butler - 3^	Two with - 1^
D. 3	at Clemson <sup>4</sup>	L, 70-66	Oweh - 17^	Williams - 11	Butler - 5^	Almonor - 2	Williams - 3
D. 7	vs. Gonzaga <sup>5</sup>	W, 91-89 <sup>OT</sup>	Carr - 19	Garrison - 9	Robinson - 5	Robinson - 1^	Williams - 2^
D. 11	COLGATE	W, 78-67	Brea - 17^	Carr - 10^	Oweh - 4	Two with - 2^	Robinson - 2^
D. 14	LOUISVILLE	W, 93-85	Butler - 33^	Carr - 9	Butler - 6^	Two with - 2^	Carr - 2^
D. 21	vs. Ohio State <sup>6</sup>	L, 85-65	Oweh - 21	Williams - 8^	Butler - 5^	Butler - 2^	Three with - 1^
D. 31	BROWN	W, 88-54	Carr - 14	Two with - 5	Garrison - 4^	Oweh - 4^	Williams - 3^
J. 4	FLORIDA*	W, 106-100	Brea - 23	Williams - 8	Butler - 8^	Butler - 3^	Two with - 1
J. 7	at Georgia*	L, 82-69	Butler - 20^	Oweh - 7	Butler - 3^	Butler - 4^	Two with - 2^
J. 11	at Mississippi State*	W, 95-90	Robinson - 27^	Williams - 12^	Butler - 8^	Oweh - 2	Williams - 2^
J. 14	TEXAS A&M*	W, 81-69	Robinson - 22^	Williams - 12^	Butler - 7^	Two with - 3^	Four with - 1
J. 18	ALABAMA*	L, 102-97	Oweh - 21	Williams - 11^	Butler - 8	Oweh - 2^	Brea - 3^
J. 25	at Vanderbilt*	L, 74-69	Oweh - 21^	Oweh - 12^	Williams - 4	Four with - 1	Williams - 2^
J. 28	at Tennessee*	W, 78-73	Brea - 18	Williams - 15^	Williams - 4	Three with - 1	Three with - 1
F. 1	ARKANSAS*	L, 89-79	Williams - 22^	Williams - 11^	Williams - 3	Two with - 1	Carr - 1^
F. 4	at Ole Miss*	L, 98-84	Oweh - 24^	Williams - 11^	Williams - 10^	Robinson - 1^	Perry - 1
F. 8	SOUTH CAROLINA*	W, 80-57	Oweh - 17^	Williams - 6	Brea - 6^	Oweh - 2^	Garrison - 2^
F. 11	TENNESSEE*	W, 75-64	Two with - 13	Oweh - 6	Butler - 4	Butler - 3^	Oweh - 2^
F. 15	at Texas*	L, 82-78	Oweh - 20	Williams - 12^	Two with - 3^	Brea - 3^	Two with - 1
F. 19	VANDERBILT*	W, 82-61	Oweh - 20^	Oweh - 7	Two with - 3	Chandler - 2	Williams - 4^
F. 22	at Alabama*	L, 96-83	Brea - 20	Williams - 11	Williams - 6^	Perry - 4^	Two with - 1
F. 26	at Oklahoma*	W, 83-82	Oweh - 28^	Brea - 7	Butler - 6^	Garrison - 3^	Two with - 2^
M. 1	AUBURN*	L, 94-78	Brea - 21	Williams - 14^	Williams - 7^	Five with - 1	Garrison - 1^
M. 4	LSU*	W, 95-64	Oweh - 24^	Oweh - 8^	Butler - 5^	Two with - 3^	Three with - 1
M. 8	at Missouri*	W, 91-83	Oweh - 22^	Carr - 12^	Carr - 3^	Oweh - 3^	Carr - 2^
M. 13	vs. Oklahoma <sup>7</sup>	W, 85-84	Oweh - 27	Carr - 7^	Oweh - 5^	Oweh - 3^	Carr - 2^
M. 14	vs. Alabama <sup>7</sup>	L, 99-70	Carr - 18	Williams - 7	Williams - 4^	Carr - 2	Three with - 1
M. 21	vs. Troy <sup>8</sup>	W, 76-57	Oweh - 20^	Williams - 13^	Oweh - 6^	Two with - 2	Carr - 3^
M. 23	vs. Illinois <sup>8</sup>	W, 84-75	Brea - 23^	Williams - 10^	Williams - 6^	Three with - 3^	Williams - 3
M. 28	vs. Tennessee <sup>9</sup>	L, 78-65	Butler - 18^	Butler - 6	Two with - 3	Two with - 2	Two with - 1^

All home games in **BOLD CAPS**  
\*SEC game, ^game high  
1 - Champions Classic (State Farm Arena | Atlanta)  
2 - BBN Invitational (Rupp Arena | Lexington, Ky.)  
3 - BBN Invitational/Unity Series (Rupp Arena | Lexington)  
4 - SEC/ACC Challenge (Littlejohn Coliseum | Clemson, S.C.)  
5 - Battle in Seattle (Climate Pledge Arena | Seattle)  
6 - CBS Sports Classic (Madison Square Garden | New York)  
7 - SEC Tournament (Bridgestone Arena | Nashville, Tenn.)  
8 - NCAA Tournament (Fiserv Forum | Milwaukee, Wis.)  
9 - NCAA Regoinals (Lucas Oil Stadium | Indianapolis)

### Times Led

Oweh - 16  
Brea - 8  
Carr - 5  
Robinson - 4  
Butler - 3  
Almonor - 1  
Williams - 1

### Times Led

Williams - 22  
Carr - 7  
Oweh - 5  
Garrison - 3  
Brea - 1  
Butler - 1

### Times Led

Butler - 16  
Williams - 11  
Kriisa - 4  
Oweh - 4  
Brea - 2  
Garrison - 2  
Robinson - 2  
Carr - 1  
Perry - 1

### Times Led

Oweh - 17  
Butler - 14  
Garrison - 8  
Chandler - 7  
Robinson - 5  
Brea - 4  
Carr - 4  
Williams - 2  
Almonor - 1  
Kriisa - 1  
Noah - 1  
Perry - 1

### Times Led

Williams - 18  
Carr - 10  
Oweh - 10  
Garrison - 9  
Robinson - 6  
Brea - 4  
Butler - 2  
Almonor - 1  
Perry - 1



MISCELLANEOUS STATS

Game Leaders							Games With ...							
No.	Name	Points	Rebounds	Blocks	Assists	Steals	10+ Pts	20+ Pts	10+ Rebs	3+ Assts	3+ Blks	3+ Stls	3+ 3s	Double-Double
00	Otega Oweh*	16 (20)	5 (7)	9 (19)	4 (4)	18 (47)	33 (55)	13 (16)	1 (2)	11 (13)	0 (0)	7 (18)	1 (1)	1 (2)
1	Lamont Butler*	3 (11)	1 (3)	2 (8)	16 (59)	13 (62)	14 (57)	2 (4)	0 (1)	22 (90)	0 (0)	9 (31)	3 (10)	0 (1)
2	Jaxson Robinson*	4 (20)	0 (4)	6 (23)	2 (7)	5 (17)	17 (59)	5 (10)	0 (0)	5 (22)	0 (1)	0 (4)	9 (35)	0 (0)
4	Koby Brea*	8 (14)	1 (9)	4 (12)	2 (6)	4 (15)	21 (59)	7 (10)	0 (1)	6 (17)	1 (1)	1 (3)	16 (49)	0 (1)
5	Collin Chandler	0 (0)	0 (0)	0 (0)	0 (0)	7 (7)	1 (1)	0 (0)	0 (0)	2 (2)	0 (0)	1 (1)	1 (1)	0 (0)
7	Andrew Carr*	5 (17)	7 (44)	10 (69)	1 (9)	4 (23)	21 (89)	1 (11)	3 (18)	12 (30)	1 (20)	2 (9)	1 (7)	3 (14)
9	Trent Noah	0 (0)	0 (0)	0 (0)	0 (0)	1 (1)	1 (1)	0 (0)	0 (0)	0 (0)	0 (0)	0 (0)	1 (1)	0 (0)
10	Brandon Garrison*	0 (2)	3 (15)	9 (28)	2 (5)	8 (17)	7 (17)	0 (3)	0 (2)	9 (14)	1 (9)	3 (4)	0 (0)	0 (1)
11	Travis Perry	0 (0)	0 (0)	1 (1)	1 (1)	1 (1)	2 (2)	0 (0)	0 (0)	1 (1)	0 (0)	1 (1)	0 (0)	0 (0)
13	Grant Darbyshire	0 (0)	0 (0)	0 (0)	0 (0)	0 (0)	0 (0)	0 (0)	0 (0)	0 (0)	0 (0)	0 (0)	0 (0)	0 (0)
15	Ansley Almonor*	1 (27)	0 (12)	1 (35)	0 (8)	1 (5)	11 (64)	0 (18)	0 (1)	1 (16)	0 (3)	0 (0)	6 (40)	0 (0)
20	Zach Tow	0 (0)	0 (0)	0 (0)	0 (0)	0 (0)	0 (0)	0 (0)	0 (0)	0 (0)	0 (0)	0 (0)	0 (0)	0 (0)
21	Walker Horn	0 (0)	0 (0)	0 (0)	0 (0)	0 (0)	0 (0)	0 (0)	0 (0)	0 (0)	0 (0)	0 (0)	0 (0)	0 (0)
22	Amari Williams*	1 (28)	22 (84)	18 (94)	11 (27)	2 (37)	21 (84)	1 (8)	16 (46)	21 (48)	4 (33)	0 (6)	0 (0)	10 (34)
77	Kerr Kriisa*	0 (10)	0 (3)	0 (0)	4 (62)	1 (23)	0 (47)	0 (8)	0 (2)	5 (80)	0 (0)	0 (5)	0 (42)	0 (4)

Career total in (parentheses); \*includes pre-UK career

Starting Lineups						
Guard	Guard	G/F	Forward	Forward	Games	W-L
Butler	Oweh	Robinson	Carr	Williams	17	13-4
Butler	Oweh	Brea	Carr	Williams	7	5-2
Perry	Brea	Oweh	Carr	Williams	3	1-2
Robinson	Brea	Oweh	Almonor	Williams	3	1-2
Butler	Oweh	Robinson	Almonor	Williams	2	1-1
Butler	Brea	Oweh	Almonor	Williams	1	1-0
Kriisa	Oweh	Robinson	Carr	Williams	1	1-0
Robinson	Brea	Oweh	Carr	Williams	1	1-0
Perry	Oweh	Brea	Almonor	Williams	1	0-1

Streaks		Miscellaneous	
Overall	Lost 1	Charges Drawn	
Unranked AP teams anywhere	Won 6	Collin Chandler - 3	
Ranked AP teams anywhere	Lost 2	Kerr Kriisa - 3	
Home	Won 1	Koby Brea - 2	
Home AP ranked teams	Lost 1	Lamont Butler - 2	
Home AP unranked teams	Won 3	Andrew Carr - 1	
Home SEC	Won 1		
Home nonconference	Won 9	First Sub	
Home AP ranked SEC	Lost 1	Brandon Garrison - 22	
Home AP unranked SEC	Won 3	Koby Brea - 14	
Home AP ranked nonconference	Won 1	Travis Perry - 9	
Home AP unranked nonconference	Won 9	Collin Chandler - 6	
Road	Won 2	Ansley Almonor - 3	
Road AP ranked teams	Won 1	Andrew Carr - 3	
Road AP unranked teams	Won 1	Trent Noah - 3	
Road SEC	Won 2	Kerr Kriisa - 1	
Road nonconference	Lost 1	5-Second Violations	
Road AP ranked SEC	Won 1	Kentucky - 0	
Road AP unranked SEC	Won 1	Opponent - 0	
Road AP ranked nonconference	Lost 1	10-Second Violations	
Road AP unranked nonconference	Lost 1	Kentucky - 2	
Neutral	Lost 1	Opponent - 0	
Neutral AP ranked teams	Lost 2	Shot-Clock Violations	
Neutral AP unranked teams	Won 3	Kentucky - 13	
Neutral SEC Tournament	Lost 1	Opponent - 13	
Neutral nonconference	Won 2	Tipoffs (including OT)	
Neutral AP ranked SEC Tournament	Lost 4	Kentucky - 23	
Neutral AP unranked SEC Tournament	Won 1	Opponent - 14	
Neutral AP ranked nonconference	Won 3		
Neutral AP unranked nonconference	Won 2	3-Point Plays	
Active Consecutive Made Career Starts (UK)		Andrew Carr - 15	
Amari Williams	99 (36)	Amari Williams - 14	
Lamont Butler	73 (27)	Otega Oweh - 10	
Otega Oweh	37 (36)	Lamont Butler - 8	
Jaxson Robinson	24	Brandon Garrison - 5	
Andrew Carr	11	Koby Brea - 2	
Koby Brea	8	Travis Perry - 2	
Kerr Kriisa	1	Jaxson Robinson - 2	
Active Consecutive Made Free Throws		Ansley Almonor - 1	
Koby Brea	20	Collin Chandler - 1	
Ansley Almonor	17		
Collin Chandler	4	4-Point Plays	
Lamont Butler	2	Ansley Almonor - 1	
Brandon Garrison	2	Jaxson Robinson - 1	
Andrew Carr	1		
Trent Noah	1		
Jaxson Robinson	1		
Active Consecutive Games Played with a 3-Pointer (UK)			
Jaxson Robinson	21		
Koby Brea	11		
Collin Chandler	7		
Lamont Butler	2		
Kerr Kriisa	1		

Kentucky's Record When ...					
KENTUCKY RECORD	ALL	SEC	KENTUCKY RECORD	ALL	SEC
Leading at halftime:	21-1	9-1	On CBS:	2-1	0-0
Tied at the half:	0-0	0-0	On ABC:	0-1	0-1
Trailing at halftime:	3-11	1-7	On ESPN/ESPN2/ESPNU:	14-7	7-6
Shoot 50% or better:	15-1	7-1	On SEC Network:	5-2	3-1
Shoot less than 50%:	9-11	3-7	On ESPN+/SEC Network+:	3-0	0-0
Shoot higher % than opp.:	22-3	9-2	On TBS/truTV	0-1	0-0
Shoot lower % than opp.:	2-9	1-6	Games vs. AP ranked opp.:	8-6	6-4
Opp. shoot worse than 40%:	10-1	3-0	Games following a loss:	9-2	6-2
Opp. shoot 40% or higher:	14-11	7-8	More points in the paint:	18-6	5-5
Score less than 60 points:	0-0	0-0	Fewer or same points in the paint:	6-6	5-3
Score 60-69 points:	1-5	0-2	More bench points than opp.:	15-4	6-4
Score 70-79 points:	5-4	2-3	Fewer or same bench pts.:	9-8	4-4
Score 80-89 points:	8-2	4-2	More second-chance points:	12-10	4-7
Score 90-99 points:	6-1	3-1	Fewer or same second-chance pts.:	12-2	6-1
Score 100+ points:	5-0	1-0	More points off TOs:	15-2	8-1
Opp. score less than 60 pts.:	4-0	1-0	Fewer or same points off TOs:	9-10	2-7
Opp. score 60-69 pts.:	8-0	4-0	On Monday:	1-0	0-0
Opp. score 70-79 pts.:	5-3	1-1	On Tuesday:	8-3	4-2
Opp. score 80-89 points:	5-4	2-3	On Wednesday	3-0	2-0
Opp. score 90-99 points:	1-4	1-3	On Thursday:	1-0	0-0
Opp. score 100+ points:	1-1	1-1	On Friday:	3-2	0-0
Outrebounded opponent:	16-4	5-4	On Saturday:	7-7	4-6
Outrebounded by opponent:	7-7	4-4	On Sunday:	1-0	0-0
Equal number of rebounds:	1-1	1-0	In November	7-0	0-0
Fewer turnovers than opp.:	11-3	4-3	In December	4-2	0-0
Same turnovers as opp.:	3-0	2-0	In January	4-3	4-3
More turnovers than opp.:	10-9	4-5	In February	4-4	4-4
Make 10 or more 3-pointers:	16-3	7-3	In March	5-3	2-1
Make 9 or fewer 3-pointers:	8-9	3-5	In April	0-0	0-0
Games decided by 5 or fewer:	6-4	3-3	In White Uniforms	18-3	5-3
Overtime games:	1-0	0-0	In Blue Uniforms	5-8	4-4

Dunk Tracker				
Player	Dunks in 2024-25		Dunks in Career	
Amari Williams	40		128	
Andrew Carr	19		107	
Otega Oweh	47		79	
Brandon Garrison	22		44	
Lamont Butler	6		30	
Jaxson Robinson	5		16	
Koby Brea	12		17	
Ansley Almonor	0		6	
Fast Facts				
Shooting Percentage	.482			
Avg. Assists Per Game	16.9			
Points Off Turnovers	13.9			
Second-Chance Points	10.9			
Points in the Paint	37.1			
Fast Break Points	14.0			
Bench Points	22.2			
Points Per Possession	1.164			
Avg. Time of Possession	16.3			
First Points of the Game				
Player	Dunk/Layup	Jumper	3PT	FT
Koby Brea	2	1	4	
Lamont Butler	3			
Andrew Carr	5	1	1	1
Kerr Kriisa			1	
Otega Oweh	3			1
Jaxson Robinson			5	
Amari Williams	4	1		3





# THE LAST TIME UK ...

## INDIVIDUALS

### SCORING

**Scored 25 points:** Otega Owheh (27), vs. Oklahoma, 3/13/25  
**Scored 30 points:** Lamont Butler (33), vs. LOUISVILLE, 12/14/24  
**Scored 35 Points:** Rob Dillingham (35) vs. TENNESSEE, 2/3/24  
**Scored 40 points:** Malik Monk (47) vs. North Carolina, 12/17/16  
**Scored 45 points:** Malik Monk (47) vs. North Carolina, 12/17/16  
**Scored 50 points:** Jodie Meeks (54) at Tennessee, 1/13/09  
**Scored 55 points:** Never  
**Two players had 20 points:** Otega Owheh (27), Koby Brea (22) vs. Oklahoma 3/13/25  
**Three players had 20 points:** Tre Mitchell (22), D.J. Wagner (22) and Antonio Reeves (20) vs. SAINT JOSEPH'S, 11/20/23  
**Two players had 30 points:** Patrick Patterson (33) and Jodie Meeks (32) vs. TENNESSEE STATE, 12/22/08  
**Scored 20 points in two straight games:** Otega Owheh (3), 3/4/25-3/13/25  
**Scored 20 points in three straight games:** Otega Owheh (3), 3/4/25-3/13/25  
**Scored 20 points in four straight games:** Antonio Reeves (7), 2/17/24-3/9/24  
**Scored 20 points in five straight games:** Antonio Reeves (7), 2/17/24-3/9/24  
**Scored 20 points in six straight games:** Antonio Reeves (7), 2/17/24-3/9/24  
**Scored 20 points in seven straight games:** Antonio Reeves (7), 2/17/24-3/9/24  
**Scored 20 points in eight straight games:** Jamal Murray (12), 2/2/16 - 3/12/16  
**Scored 20 points in nine straight games:** Jamal Murray (12), 2/2/16 - 3/12/16  
**Scored 20 points in 10 straight games:** Jamal Murray (12), 2/2/16 - 3/12/16  
**Scored 20 points in 11 straight games:** Jamal Murray (12), 2/2/16 - 3/12/16  
**Scored 20 points in 12 straight games:** Jamal Murray (12), 2/2/16 - 3/12/16  
**Scored 20 points in 15 straight games:** Dan Issel (18), 12/1/69 - 2/7/70  
**Scored 25 points in two straight games:** Antonio Reeves (2) 12/23/23 - 12/29/23  
**Scored 25 points in three straight games:** Tayshaun Prince (3), 3/11/01-3/17/01  
**Scored 30 points in two straight games:** Jodie Meeks vs. Appalachian State (46), 12/20/08; vs. TENNESSEE STATE (32), 12/22/08  
**Scored 30 points in three straight games:** Dan Issel (6) 2/14/70 - 3/2/70  
**Scored in double figures in 10 straight games:** Otega Owheh (26), 11/4/24-2/19/25  
**Scored in double figures in 15 straight games:** Otega Owheh (26), 11/4/24-2/19/25  
**Scored in double figures in 20 straight games:** Otega Owheh (26), 11/4/24-2/19/25  
**Scored in double figures in 25 straight games:** Otega Owheh (26), 11/4/24-2/19/25  
**Scored in double figures in 30 straight games:** Malik Monk (30), 11/11/16-2/28/17  
**Scored in double figures in 33 straight games:** Jamal Murray (34), 11/17/15 - 3/19/16  
**Scored in double figures in 34 straight games:** Jamal Murray (34), 11/17/15 - 3/19/16  
**Scored in double figures in 35 straight games:** Kenny Walker (36), 11/14/85 - 3/22/86  
**Five players scored in double figures:** Otega Owheh (24), Jaxson Robinson (18), Amari Williams (12), Koby Brea (10), Andrew Carr (10) at Ole Miss, 2/4/25  
**Six players scored in double figures:** Otega Owheh (21), Lamont Butler (17), Amari Williams (13), Jaxson Robinson (11), Brandon Garrison (11), Koby Brea (10), Ansley Almonor (10), ALABAMA, 1/18/25  
**Seven players scored in double figures:** Otega Owheh (21), Lamont Butler (17), Amari Williams (13), Jaxson Robinson (11), Brandon Garrison (11), Koby Brea (10), Ansley Almonor (10), ALABAMA, 1/18/25  
**Four players with 15 or more points:** Koby Brea (23), Lamont Butler (19), Otega Owheh (16), Amari Williams (15), FLORIDA, 1/4/25

### DOUBLE-DOUBLES

**Double-double:** Andrew Carr (16 points, 12 rebounds) at Missouri, 3/8/25  
**Triple-double:** Amari Williams (22 points, 11 rebounds, 10 assists), at Ole Miss, 2/4/25  
**20-10 (rebs) game:** Amari Williams (22 points, 11 rebounds), ARKANSAS, 2/1/25  
**20-10 (assts) game:** De'Aaron Fox (24 points, 10 assists) vs. North Carolina, 12/17/16

**20-15 game:** Oscar Tshiebwe (25 points, 18 rebounds) vs. Kansas State, 3/19/23  
**20-20 game:** Oscar Tshiebwe (21 points, 20 rebounds), vs. VANDERBILT, 3/1/23  
**30-10 game:** Oscar Tshiebwe (37 points, 24 rebounds) vs. GEORGIA, 1/17/23  
**30-15 game:** Oscar Tshiebwe (37 points, 24 rebounds) vs. GEORGIA, 1/17/23  
**30-20 game:** Oscar Tshiebwe (37 points, 24 rebounds) vs. GEORGIA, 1/17/23  
**40-30 game:** Bill Spivey (40 points, 34 rebounds) vs. XAVIER, 2/13/51  
**Back-to-back 20-10 games:** Oscar Tshiebwe (22 p, 17 r) vs. AUBURN, 2/25/23; (21 p, 20 r) vs. VANDERBILT, 1/3/23  
**Three straight 20-10 games:** Julius Randle (23 p, 16 r) vs. UNC ASHEVILLE, 11/8/13; (22 p, 14 r) vs. NORTHERN KENTUCKY, 11/10/13; (27 p, 13 r) vs. Michigan State, 11/12/13  
**Double-double in points and rebs.:** Andrew Carr (16 points, 12 rebounds) at Missouri, 3/8/25  
**Double-double in points and assists:** Amari Williams (22 points, 11 rebounds, 10 assists), at Ole Miss, 2/4/25  
**Double-double in points and blocks:** Never  
**Double-double in points and steals:** Never  
**Double-double in two consecutive games:** Amari Williams (3) 1/28/25-2/4/25  
**Double-double in three consecutive games:** Amari Williams (3) 1/28/25-2/4/25  
**Double-double in four consecutive games:** Oscar Tshiebwe (4) 2/25/23-3/10/23  
**Double-double in five consecutive games:** Oscar Tshiebwe (17) 1/19/22-11/15/22  
**Double-double in 10 consecutive games:** Oscar Tshiebwe (17) 1/19/22-11/15/22  
**Double-double in 15 consecutive games:** Oscar Tshiebwe (17) 1/19/22-11/15/22  
**Two players record double-doubles:** Tre Mitchell (18 points, 12 rebounds), Reed Sheppard (11 points, 11 assists) at Louisville, 12/21/23  
**Three players record double-doubles:** PJ Washington (20 points, 13 rebounds), Reid Travis (18 points, 12 rebounds), Keldon Johnson (15 points, 10 rebounds) vs. KANSAS, 1/26/19  
**Four players record double-doubles:** Jack Givens (30 pts, 13 rebs), Kyle Macy (16 pts, 10 assts), Mike Phillips (22 pts, 18 rebs), Rick Robey (23 pts, 13 rebs) vs. SMU 11/26/77  
**Five players record double-doubles:** Never

### FIELD GOALS

**Made 12 FG in a game:** Otega Owheh (12) at Oklahoma, 2/26/25  
**Made 15 FG in a game:** Malik Monk (18) vs. North Carolina, 12/17/16  
**Made 16 FG in a game:** Malik Monk (18) vs. North Carolina, 12/17/16  
**Made 17 FG in a game:** Malik Monk (18) vs. North Carolina, 12/17/16  
**Made 18 FG in a game:** Malik Monk (18) vs. North Carolina, 12/17/16  
**Made 19 FG in a game:** Dan Issel (19) at Alabama, 2/23/70  
**Made 20 FG in a game:** Dan Issel (23) at Ole Miss, 2/7/70  
**Made 21 FG in a game:** Dan Issel (23) at Ole Miss, 2/7/70  
**Made 22 FG in a game:** Dan Issel (23) at Ole Miss, 2/7/70  
**Made 23 FG in a game:** Dan Issel (23) at Ole Miss, 2/7/70  
**Made 24 FG in a game:** Never  
**Attempted 17 FG in a game:** Otega Owheh (17) at Missouri, 3/8/25  
**Attempted 18 FG in a game:** Otega Owheh (21) at Oklahoma, 2/26/25  
**Attempted 19 FG in a game:** Otega Owheh (21) at Oklahoma, 2/26/25  
**Attempted 20 FG in a game:** Otega Owheh (21) at Oklahoma, 2/26/25  
**Attempted 25 FG in a game:** Antonio Reeves (25) vs. Kansas, 11/14/23  
**Attempted 30 FG in a game:** Kevin Grevey (30) vs. UCLA, 3/31/75  
**Attempted 40 FG in a game:** Bill Spivey (41) XAVIER, 2/13/51

### 3-POINTERS

**Made 5 3-pointers in a game:** Jaxson Robinson (5), at Ole Miss (2/4/25)  
**Made 6 3-pointers in a game:** Jaxson Robinson (7), at Mississippi State, 1/11/25  
**Made 7 3-pointers in a game:** Jaxson Robinson (7), at Mississippi State, 1/11/25  
**Made 8 3-pointers in a game:** Immanuel Quickley (8) at Texas A&M, 2/25/20  
**Made 9 3-pointers in a game:** Jodie Meeks (10) at Tennessee, 1/13/09  
**Made 10 3-pointers in a game:** Jodie Meeks (10) at Tennessee, 1/13/09  
**Made 11 3-pointers in a game:** Never  
**Two players made at least 5 3-pointers in a game:** Davion

Mintz (6), Brandon Boston Jr. (6) vs. SOUTH CAROLINA, 3/6/21  
**Two players made at least 6 3-pointers in a game:** Davion Mintz (6), Brandon Boston Jr. (6) vs. SOUTH CAROLINA, 3/6/21  
**Two players made at least 7 3-pointers in a game:** Never  
**Attempted 10 3-pointers in a game:** Koby Brea (10), at Alabama, 2/22/25  
**Attempted 15 3-pointers in a game:** Antonio Reeves (17) vs. Kansas, 11/14/23  
**Attempted 16 3-pointers in a game:** Antonio Reeves (17) vs. Kansas, 11/14/23  
**Attempted 17 3-pointers in a game:** Antonio Reeves (17) vs. Kansas, 11/14/23  
**Attempted 18 3-pointers in a game:** Derrick Miller (19) at Kansas 12/9/89  
**Attempted 19 3-pointers in a game:** Derrick Miller (19) at Kansas 12/9/89  
**Attempted 20 3-pointers in a game:** Never  
**Made a 3-pointer in 10 straight games:** Koby Brea (11), 2/19/25-3/28/25  
**Made a 3-pointer in 15 straight games:** Jaxson Robinson (21), 11/19/24-2/26/25  
**Made a 3-pointer in 20 straight games:** Jaxson Robinson (21), 11/19/24-2/26/25  
**Made a 3-pointer in 30 straight games:** Jamal Murray (36), 11/13/15-3/19/16  
**Made two 3-pointers in 10 straight games:** Jamal Murray (17), 1/23/16-3/17/16  
**Made three 3-pointers in 10 straight games:** Gerald Fitch (20), 1/14/03-3/23/03  
**Made three 3-pointers in 15 straight games:** Gerald Fitch (20), 1/14/03-3/23/03  
**Made three 3-pointers in 20 straight games:** Gerald Fitch (20), 1/14/03-3/23/03  
**Made three 3-pointers in 25 straight games:** Keith Bogans (29), 3/14/02-2/26/03

### FREE THROWS

**Made 8 FT in a game:** Amari Williams (8), vs. Alabama 3/14/25  
**Made 9 FT in a game:** Otega Owheh (9), vs. Oklahoma 3/13/25  
**Made 10 FT in a game:** Amari Williams (10), at Missouri, 3/8/25  
**Made 11 FT in a game:** Otega Owheh (13), vs. Ohio State, 12/21/24  
**Made 12 FT in a game:** Otega Owheh (13), vs. Ohio State, 12/21/24  
**Made 13 FT in a game:** Otega Owheh (13), vs. Ohio State, 12/21/24  
**Made 14 FT in a game:** Olivier Sarr (14) vs. VANDERBILT, 1/5/21  
**Made 15 FT in a game:** Rodrick Rhodes (16) vs. Ole Miss, 1/18/95  
**Made 16 FT in a game:** Rodrick Rhodes (16) vs. Ole Miss, 1/18/95  
**Made 17 FT in a game:** Dwight Anderson (18) vs. MISSISSIPPI STATE, 2/12/79  
**Made 18 FT in a game:** Dwight Anderson (18) vs. MISSISSIPPI STATE, 2/12/79  
**Made 19 FT in a game:** Never  
**Attempted 10 FT in a game:** Amari Williams (13), vs. Alabama 3/14/25  
**Attempted 15 FT in a game:** Oscar Tshiebwe (15) vs. VANDERBILT, 3/1/23  
**Attempted 20 FT in a game:** PJ Washington (20) vs. Kansas State, 3/22/18  
**Attempted 25 FT in a game:** Never  
**Made 20 Straight FT:** Koby Brea (20), 1/28/25-3/28/25  
**Made 30 Straight FT:** Tyler Herro (38), 2/16/19-3/29/19

### REBOUNDS

**15 Rebs:** Amari Williams (15) at Tennessee, 1/28/25  
**20 Rebs:** Oscar Tshiebwe (25) vs. Providence, 3/17/23  
**25 Rebs:** Oscar Tshiebwe (25) vs. Providence, 3/17/23  
**26 Rebs:** Oscar Tshiebwe (28) vs. WESTERN KENTUCKY, 12/22/21  
**27 Rebs:** Oscar Tshiebwe (28) vs. WESTERN KENTUCKY, 12/22/21  
**28 Rebs:** Oscar Tshiebwe (28) vs. WESTERN KENTUCKY, 12/22/21  
**30 Rebs:** Cotton Nash (30) vs. OLE MISS, 2/8/64  
**34 Rebs:** Bob Burrow (34) vs. TEMPLE, 12/10/55  
**35 Rebs:** Never  
**20+ Rebs in two consecutive games:** Oscar Tshiebwe (2), 12/22/21-12/29/21  
**10+ Rebs in three consecutive games:** Amari Williams (3), 1/28/25-2/4/25  
**10+ Rebs in four consecutive games:** Tre Mitchell (5), 12/21/23-1/13/24  
**10+ Rebs in five consecutive games:** Tre Mitchell (5), 12/21/23-1/13/24  
**10+ rebs in 10 consecutive games:** Oscar Tshiebwe (22), 1/4/22-11/15/22



# THE LAST TIME UK ...

**10+ rebs in 15 consecutive games:** Oscar Tshiebwe (22), 1/4/22-11/15/22  
**10+ rebs in 20 consecutive games:** Oscar Tshiebwe (22), 1/4/22-11/15/22  
**10+ rebs in 25 consecutive games:** Never  
**Two players had 10 rebounds:** Andrew Carr (10), Amari Williams (10) WKU, 11/26/24  
**Three players had 10 rebounds:** Oscar Tshiebwe (15), Jacob Toppin (10), Ugonna Onyenso (10) vs. NORTH FLORIDA, 11/23/22

## ASSISTS

**6 assists:** Amari Williams (6), vs. Illinois, 3/23/25  
**7 assists:** Amari Williams (7), AUBURN, 3/1/25  
**8 assists:** Amari Williams (10) at Ole Miss, 2/4/25  
**9 assists:** Amari Williams (10) at Ole Miss, 2/4/25  
**10 assists:** Amari Williams (10) at Ole Miss, 2/4/25  
**11 assists:** Kerr Kriisa (12) BUCKNELL, 11/9/24  
**12 assists:** Kerr Kriisa (12) BUCKNELL, 11/9/24  
**13 assists:** TyTy Washington Jr. (17) vs. GEORGIA, 1/8/22  
**14 assists:** TyTy Washington Jr. (17) vs. GEORGIA, 1/8/22  
**15 assists:** TyTy Washington Jr. (17) vs. GEORGIA, 1/8/22  
**16 assists:** TyTy Washington Jr. (17) vs. GEORGIA, 1/8/22  
**17 assists:** TyTy Washington Jr. (17) vs. GEORGIA, 1/8/22  
**18 assists:** Never  
**5+ assists in four consecutive games:** Lamont Butler (4), 11/29/24-12/21/24  
**8+ assists in two consecutive games:** Rob Dillingham (2), 11/24/23-11/28/23

## BLOCKS

**4 blocks:** Amari Williams (4) VANDERBILT, 2/19/25  
**5 blocks:** Ugonna Onyenso (5) vs. Oakland, 3/21/24  
**6 blocks:** Ugonna Onyenso (10) vs. OLE MISS, 2/13/24  
**7 blocks:** Ugonna Onyenso (10) vs. OLE MISS, 2/13/24  
**8 blocks:** Ugonna Onyenso (10) vs. OLE MISS, 2/13/24  
**9 blocks:** Ugonna Onyenso (10) vs. OLE MISS, 2/13/24  
**10 blocks:** Ugonna Onyenso (10) vs. OLE MISS, 2/13/24  
**11 blocks:** Nerlens Noel (12) at Ole Miss, 1/29/13  
**12 blocks:** Nerlens Noel (12) at Ole Miss, 1/29/13  
**13 blocks:** Never

## STEALS

**4 steals:** Travis Perry (4) at Alabama, 2/22/25  
**5 steals:** Reed Sheppard (5) at LSU, 2/21/24  
**6 steals:** Cason Wallace (8) vs. Michigan State, 11/15/22  
**7 steals:** Cason Wallace (8) vs. Michigan State, 11/15/22  
**8 steals:** Cason Wallace (8) vs. Michigan State, 11/15/22  
**9 steals:** Never  
**3+ steals in five consecutive games:** Ashton Hagans (7), 12/22/18 - 1/19/19  
**3+ steals in 10 consecutive games:** Never  
**5+ steals in 3 consecutive games:** Reed Sheppard (3), 2/13/24-2/21/24

## MINUTES

**Played every minute:** Reed Sheppard (45) vs. FLORIDA, 1/31/24  
**Played 40+ minutes:** Reed Sheppard (45) vs. FLORIDA, 1/31/24  
**Played more than 50 minutes:** Patrick Patterson (50) vs. VANDERBILT, 1/12/08

## FOULS

**Fouled out:** Lamont Butler at Oklahoma, 2/26/25  
**Two players fouled out:** Collin Chandler, Otega Owheh at Alabama, 2/22/25  
**Three players fouled out:** Terrence Clarke, Isaiah Jackson, Olivier Sarr, Lance Ware vs. North Carolina, 12/19/20  
**Four players fouled out:** Terrence Clarke, Isaiah Jackson, Olivier Sarr, Lance Ware vs. North Carolina, 12/19/20  
**Technical foul:** Brandon Garrison, SOUTH CAROLINA, 2/8/25

## TEAM

### WINS/LOSSES

**Won 10 straight games:** 10, 1/8/19-2/9/19  
**Won 20 straight games:** 38, 11/14/14-3/28/15  
**Won 30 straight games:** 38, 11/14/14-3/28/15  
**Won 40 straight games:** Never  
**Lost consecutive games:** 2, 2/1/25-2/4/25  
**Lost three straight games:** 4, 1/26/21-2/9/21  
**Lost four straight games:** 4, 1/26/21-2/9/21  
**Lost five straight games:** 6, 11/29/20-12/26/20  
**Lost six straight games:** 6, 11/29/20-12/26/20  
**Lost 10 straight games:** Never

## STARTS

**Started four freshmen:** Devin Askew, Brandon Boston Jr., Terrence Clarke, Isaiah Jackson vs. Georgia Tech, 12/6/20  
**Started five freshmen:** Hamidou Diallo, Shai Gilgeous-Alexander, Kevin Knox, Nick Richards, PJ Washington vs. Kansas State, 3/22/17

## SCORING

**Scored 90 or more points:** 91, at Missouri, 3/8/25 (W, 91-83)  
**Scored 90 or more points (SEC game):** 91, at Missouri, 3/8/25 (W, 91-83)  
**Scored 100 or more points:** 106, FLORIDA, 1/4/25 (W, 106-100)  
**Scored 100 or more points (SEC game):** 106, FLORIDA, 1/4/25 (W, 106-100)  
**Scored 110 or more points:** 111, ARKANSAS, 3/2/24 (W, 111-102)  
**Scored 110 or more points (SEC game):** 111, ARKANSAS, 3/2/24 (W, 111-102)  
**Scored 120 or more points:** 120 at Vanderbilt, 2/7/96 (W, 120-81)  
**Scored 120 or more points (SEC game):** 120 at Vanderbilt, 2/7/96 (W, 120-81)  
**Scored 130 or more points:** 143 vs. Georgia, 2/27/56 (W, 143-66)  
**Scored 140 or more points:** 143 vs. Georgia, 2/27/56 (W, 143-66)  
**Scored 150 or more points:** Never  
**Scored less than 50 points:** 48 vs. Vanderbilt, 3/15/13 (L, 64-48)  
**Scored 100 points in two consecutive games:** vs. WRIGHT STATE (11/4/24), vs. BUCKNELL (11/9/24)  
**Scored 100 points in three consecutive games:** vs. CLEVELAND STATE (11/23/16), vs. UT MARTIN (11/25/16), vs. Arizona State (11/28/16)  
**Scored 100 points in consecutive SEC games:** 2/27/56 - 3/3/56

## SHOOTING PERCENTAGES

**Shot 70% from the field:** .722 (39-54) vs. MISSISSIPPI STATE, 2/15/86  
**Shot 65% from the field:** .679 (38-56) vs. TENNESSEE, 1/15/22  
**Shot 30% or less from the field:** .298 (17-57) vs. Ohio State, 12/21/24  
**Allowed 50% shooting:** .509 (29-57) vs. Tennessee, 3/28/25  
**Allowed 60% shooting:** .627 (32-51) ARKANSAS, 2/7/23  
**Allowed 30% or less shooting:** .281 (18-64) at Alabama, 2/5/22  
**Allowed 20% or less shooting:** .197 (12-61) vs. MONTANA STATE, 11/23/14

## FREE THROWS

**Shot 90% or better from FT line:** 1.000 (11-11) LSU, 3/4/25  
**Shot 100% from FT Line:** 1.000 (11-11) LSU, 3/4/25  
**Shot 50% or less from FT line:** .500 (9-18) ARKANSAS, 2/1/25  
**Attempted 40 FT:** 42 (29-42) WKU, 11/26/24  
**Attempted five or less FT:** 2 (1-2) at Vanderbilt, 1/24/23  
**Made 30 FT:** 34 (34-42) vs. ARKANSAS, 3/2/24

## 3-POINTERS

**Hit 0 3-pointers:** 0 (0-10) vs. RICHMOND, 11/29/20  
**Hit 10 3-pointers:** 10 (10-26) vs. Troy, 3/21/25  
**Hit 11 3-pointers:** 11 (11-20) at Missouri, 3/8/25  
**Hit 12 3-pointers:** 12 (12-32) LSU, 3/4/25  
**Hit 13 3-pointers:** 16 (16-32) at Mississippi St., 1/11/25  
**Hit 14 3-pointers:** 16 (16-32) at Mississippi St., 1/11/25  
**Hit 15 3-pointers:** 16 (16-32) at Mississippi St., 1/11/25  
**Hit 16 3-pointers:** 16 (16-32) at Mississippi St., 1/11/25  
**Hit 17 3-pointers:** 17 (17-39) vs. JACKSON STATE, 11/22/24  
**Hit 18 3-pointers:** 20 (20-35) vs. LSU, 3/4/95  
**Hit 19 3-pointers:** 20 (20-35) vs. LSU, 3/4/95  
**Hit 20 3-pointers:** 20 (20-35) vs. LSU, 3/4/95  
**Hit 21 3-pointers:** 21 (21-48) vs. North Carolina, 12/27/89  
**Hit 22 3-pointers:** Never

## SCORING MARGINS

**Won game by 50 points or more:** 58 vs. MONTANA STATE (W, 86-28), 11/23/14  
**Won game by 60 points or more:** 62 vs. VANDERBILT (W, 106-44), 3/5/03  
**Won game by 70 points or more:** 74 vs. UT MARTIN (W, 124-50), 11/26/94  
**Lost game by 20 points or more:** 29 vs. Alabama (L, 99-70), 3/14/25  
**Lost game by 30 points or more:** 34 vs. Duke (L, 118-84), 11/6/18  
**Lost game by 40 points or more:** 41 at Vanderbilt (L, 93-52), 2/12/08  
**Lost game by 50 points or more:** 55 at Kansas (L, 150-95), 12/9/89  
**Lost game by 60 points or more:** 70 at Central (L, 87-17), 1/28/1910  
**Lost game by 70 points or more:** 70 at Central (L, 87-17),

1/28/1910  
**Game decided by one point:** vs. Oklahoma, (W, 85-84), 3/13/25  
**Game decided by two or fewer points:** at Oklahoma, (W, 83-82), 2/26/25  
**Game decided by three or fewer points:** at Oklahoma, (W, 83-82), 2/26/25  
**Two consecutive games decided by one point:** vs. NORTH CAROLINA (W, 73-72), 12/3/11; at Indiana (L, 73-72), 12/10/11  
**Three consecutive games decided by one point:** Never  
**Two consecutive games decided by two or fewer points:** Arkansas (L, 81-80), 2/9/21; Auburn (W, 82-80), 2/13/21  
**Three consecutive games decided by three or fewer points:** at Auburn (L, 99-97 OT), 2/11/74, vs. TENNESSEE (W, 61-58), 2/16/74 and at Ole Miss (L, 61-60), 2/18/74

## COMEBACKS

**Came back from 10-point deficit for win:** 106-100, FLORIDA (1/4/25); trailed by 11 at 26-15 (11:13 in 1st)  
**Came back from 11-point deficit for win:** 106-100, FLORIDA (1/4/25); trailed by 11 at 26-15 (11:13 in 1st)  
**Came back from 12-point deficit for win:** 90-89 (OT) vs. Gonzaga (12/7/24); Trained by 18 at 52-34 (19:19 in 2nd)  
**Came back from 13-point deficit for win:** 90-89 (OT) vs. Gonzaga (12/7/24); Trained by 18 at 52-34 (19:19 in 2nd)  
**Came back from 14-point deficit for win:** 90-89 (OT) vs. Gonzaga (12/7/24); Trained by 18 at 52-34 (19:19 in 2nd)  
**Came back from 15-point deficit for win:** 90-89 (OT) vs. Gonzaga (12/7/24); Trained by 18 at 52-34 (19:19 in 2nd)  
**Came back from 16-point deficit for win:** 90-89 (OT) vs. Gonzaga (12/7/24); Trained by 18 at 52-34 (19:19 in 2nd)  
**Came back from 17-point deficit for win:** 90-89 (OT) vs. Gonzaga (12/7/24); Trained by 18 at 52-34 (19:19 in 2nd)  
**Came back from 18-point deficit for win:** 90-89 (OT) vs. Gonzaga (12/7/24); Trained by 18 at 52-34 (19:19 in 2nd)  
**Came back from 19-point deficit for win:** 73-67 vs. Vanderbilt (2/28/17); Trained by 19 at 25-6 (8:03 in 1st)  
**Came back from 20-point deficit for win:** 82-79 at Vanderbilt (2/22/97); Trained by 22 at 40-18 (3:51 in 1st)  
**Came back from 30-point deficit for win:** 99-95 at LSU (2/15/94); Trained by 31 at 68-37 (15:34 in 2nd)  
**Came back from 31-point deficit for win:** 99-95 at LSU (2/15/94); Trained by 31 at 68-37 (15:34 in 2nd)

## REBOUNDS

**Pulled down 50 rebounds:** 54 (16-38) WKU, 11/26/24  
**Pulled down 55 rebounds:** 57 (22-35) BUCKNELL, 11/9/24  
**Pulled down 60 rebounds:** 62 (19-43) vs. Morehead State, 12/16/95

## OVERTIME GAMES

**Played an overtime game:** vs. Gonzaga, 12/7/24 (W, 90-89 OT)  
**Won an overtime game:** vs. Gonzaga, 12/7/24 (W, 90-89 OT)  
**Lost an overtime game:** vs. FLORIDA, 1/31/24 (L, 94-91 OT)  
**Played an SEC overtime game:** vs. FLORIDA, 1/31/24 (L, 94-91 OT)  
**Won an SEC overtime game:** MISSISSIPPI STATE, 1/25/22 (W, 82-74 OT)  
**Lost an SEC overtime game:** vs. FLORIDA, 1/31/24 (L, 94-91 OT)  
**Played an overtime game in SEC Tournament:** vs. Texas A&M, 3/13/16 (W, 82-77 OT)  
**Won an overtime game in SEC Tournament:** vs. Texas A&M, 3/13/16 (W, 82-77 OT)  
**Played an overtime game in NCAA Tournament:** vs. Saint Peter's, 3/17/22 (L, 85-79 OT)  
**Won an overtime game in NCAA Tournament:** vs. St. Bonaventure, 3/16/00 (W, 85-80 OT)  
**Lost an overtime game in NCAA Tournament:** vs. Saint Peter's, 3/17/22 (L, 85-79 OT)  
**Played two overtimes:** vs. Michigan State, 11/15/22 (L, 86-77 2OT)  
**Played three overtimes:** vs. TEMPLE 12/7/57 (W, 85-83)  
**Played four or more overtimes:** Never  
**Played two consecutive overtime games:** 1/6/15 vs. OLE MISS (W, 89-86) and 1/10/15 at Texas A&M (70-64)  
**Played three consecutive overtime games:** Never





# THE LAST TIME A UK OPPONENT ...

## INDIVIDUALS

### SCORING

**Scored 25 points:** Jeremiah Fears (28), vs. Oklahoma, 3/13/25  
**Scored 30 points:** Miles Kelly (30), AUBURN, 3/1/25  
**Scored 35 points:** Dalton Knecht (40), at Tennessee, 3/9/24  
**Scored 40 points:** Dalton Knecht (40), at Tennessee, 3/9/24  
**Scored 45 points:** David Robinson (45), Navy, 1/25/87  
**Scored 50 points:** Austin Carr (50), Notre Dame, 12/29/79  
**Scored 60 points:** Pete Maravich (64), LSU, 2/21/70  
**Scored 65 points:** Never  
**Two players had 20 points:** Miles Kelly (30), Chad Baker-Mazara (22), Tahaad Pettiford (21), AUBURN, 3/1/25  
**Three players had 20 points:** Miles Kelly (30), Chad Baker-Mazara (22), Tahaad Pettiford (21), AUBURN, 3/1/25  
**Two players had 30 points:** Ronnie Henderson (36) and Claren Ceasar (32), LSU, 2/15/94  
**Five players scored in double figures:** vs. Alabama 3/14/25  
**Six players scored in double figures:** ALABAMA, 2/24/24

### FIELD GOALS

**Made 15 FG in a game:** David Robinson (17), NAVY, 1/25/87  
**Made 16 FG in a game:** David Robinson (17), NAVY, 1/25/87  
**Made 17 FG in a game:** David Robinson (17), NAVY, 1/25/87  
**Made 18 FG in a game:** Steve Downing (19), Indiana, 12/11/71  
**Made 19 FG in a game:** Steve Downing (19), Indiana, 12/11/71  
**Made 20 FG in a game:** Johnny Neumann (20), Ole Miss, 1/2/71  
**Made 21 FG in a game:** Austin Carr (21), Notre Dame, 12/29/70  
**Made 22 FG in a game:** Austin Carr (22), Notre Dame, 3/12/70  
**Made 23 FG in a game:** Pete Maravich (23), LSU, 2/21/70  
**Made 24 FG in a game:** Never  
**Attempted 17 FG in a game:** Mark Sears (17), vs. Alabama (3/14/25)  
**Attempted 18 FG in a game:** Jeremiah Fears (22), vs. Oklahoma, 3/13/25  
**Attempted 19 FG in a game:** Jeremiah Fears (22), vs. Oklahoma, 3/13/25  
**Attempted 20 FG in a game:** Jeremiah Fears (22), vs. Oklahoma, 3/13/25  
**Attempted 25 FG in a game:** Tre Johnson (26), at Texas, 2/15/25  
**Attempted 30 FG in a game:** Freeman Williams (40), Portland State, 12/16/17  
**Attempted 35 FG in a game:** Freeman Williams (40), PORTLAND STATE, 12/16/77  
**Attempted 40 FG in a game:** Freeman Williams (40), PORTLAND STATE, 12/16/77  
**Attempted 45 FG in a game:** Johnny Neumann (50), Ole Miss, 1/2/71  
**Attempted 50 FG in a game:** Johnny Neumann (50), Ole Miss, 1/2/71  
**Attempted 53 FG in a game:** Pete Maravich (53), LSU, 2/22/69  
**Attempted 54 FG in a game:** Never

### 3-POINTERS

**Made 5 3-pointers in a game:** Tomislav Ivisic (5), vs. Illinois, 3/23/25  
**Made 6 3-pointers in a game:** Miles Kelly (9), AUBURN, 3/1/25  
**Made 7 3-pointers in a game:** Miles Kelly (9), AUBURN, 3/1/25  
**Made 8 3-pointers in a game:** Miles Kelly (9), AUBURN, 3/1/25  
**Made 9 3-pointers in a game:** Miles Kelly (9), AUBURN, 3/1/25  
**Made 10 3-pointers in a game:** Jack Gohlke (10), vs. Oakland, 3/21/24  
**Made 11 3-pointers in a game:** Corey Allmond (11), Sam Houston State, 11/19/2009  
**Made 12 3-pointers in a game:** Never  
**Attempted 10 3-pointers in a game:** Tomislav Ivisic (12), vs. Illinois, 3/23/25  
**Attempted 15 3-pointers in a game:** Jack Gohlke (20), vs. Oakland, 3/21/24  
**Attempted 20 3-pointers in a game:** Jack Gohlke (20), vs. Oakland, 3/21/24

### FREE THROWS

**Made 10 FT in a game:** Mark Sears (11) at Alabama, 2/22/25  
**Made 11 FT in a game:** Mark Sears (11) at Alabama, 2/22/25  
**Made 12 FT in a game:** Bruce Thornton (13), vs. Ohio State, 12/21/24  
**Made 13 FT in a game:** Bruce Thornton (13), vs. Ohio State, 12/21/24  
**Made 14 FT in a game:** Khalif Battle (17), ARKANSAS, 3/2/24  
**Made 15 FT in a game:** Khalif Battle (17), ARKANSAS, 3/2/24  
**Made 16 FT in a game:** Khalif Battle (17), ARKANSAS, 3/2/24  
**Made 17 FT in a game:** Khalif Battle (17), ARKANSAS, 3/2/24  
**Made 18 FT in a game:** Pete Maravich (18), LSU, 2/21/70  
**Made 19 FT in a game:** Never

**Attempted 15 FT in a game:** Khalif Battle (18), ARKANSAS, 3/2/24  
**Attempted 20 FT in a game:** Harding McCaleb (25), Louisville, 2/22/1916  
**Attempted 25 FT in a game:** Harding McCaleb (25), Louisville, 2/22/1916  
**Attempted 26 FT in a game:** Never

### REBOUNDS

**15 Rebs:** Clifford Omoruyi (15) at Alabama, 2/22/25  
**16 Rebs:** Ian Schieffelin (20) at Clemson, 12/3/24  
**17 Rebs:** Ian Schieffelin (20) at Clemson, 12/3/24  
**18 Rebs:** Ian Schieffelin (20) at Clemson, 12/3/24  
**19 Rebs:** Ian Schieffelin (20) at Clemson, 12/3/24  
**20 Rebs:** Ian Schieffelin (20) at Clemson, 12/3/24  
**25 Rebs:** Leon Douglas (25), ALABAMA, 1/20/75  
**30 Rebs:** Kenneth Stanley (30), SOUTHERN CAL, 12/4/61  
**31 Rebs:** Never  
**Two players had 10 rebounds:** Hunter Dickinson (21) and Kevin McCullar Jr. (10), vs. Kansas, 11/14/23  
**Three players had 10 rebounds:** Craig Victor II (12), Tim Quarterman (10), Ben Simmons (10), LSU, 1/5/16

### ASSISTS

**10 assists:** Zakai Zeigler (10), vs. Tennessee, 3/28/25  
**11 assists:** Zakai Zeigler (13), vs. TENNESSEE, 2/3/24  
**12 assists:** Zakai Zeigler (13), vs. TENNESSEE, 2/3/24  
**13 assists:** Zakai Zeigler (13), vs. TENNESSEE, 2/3/24  
**14 assists:** Billy McCaffrey (14), Vanderbilt, 1/13/93  
**15 assists:** Eric Richardson (15), Alabama, 2/4/84  
**16 assists:** Never

### BLOCKS

**5 blocks:** Jonas Aidoo (5), at Tennessee, 3/9/24  
**6 blocks:** Jamarion Sharp (7), WESTERN KENTUCKY, 12/22/21  
**7 blocks:** Jamarion Sharp (7), WESTERN KENTUCKY, 12/22/21  
**8 blocks:** Jarvis Varnado (10), Mississippi State, 1/15/08  
**9 blocks:** Jarvis Varnado (10), Mississippi State, 1/15/08  
**10 blocks:** Jarvis Varnado (10), Mississippi State, 1/15/08  
**11 blocks:** Samaki Walker (11), Louisville, 1/1/95  
**12 blocks:** Never

### STEALS

**5 steals:** Jahmai Mashack (5), vs. Tennessee, 3/28/25  
**6 steals:** Cameron Matthews (6), at Mississippi St., 1/11/25  
**7 steals:** Ben Simmons (7), LSU, 3/5/16  
**8 steals:** Never

### TRIPLE-DOUBLE

**Had a triple-double:** Kevin McCullar Jr. 12 points, 10 rebounds, 10 assists, vs. Kansas, 11/14/23

## TEAM

### SCORING

**Scored 90 or more points:** 99, Alabama, 3/14/25 (L, 99-70)  
**Scored 90 or more points (SEC game):** 94, AUBURN, 3/1/25 (L, 94-78)  
**Scored 100 or more points:** 102, ALABAMA, 1/18/25 (L, 102-97)  
**Scored 100 or more points (SEC game):** 102, ALABAMA, 1/18/25 (L, 102-97)  
**Scored 110 or more points:** 118, Duke, 11/6/18 (L, 118-84)  
**Scored 110 or more points (SEC game):** 110, Vanderbilt, 3/4/67 (L, 110-94)  
**Scored 120 or more points:** 121, North Carolina, 12/27/89 (L, 121-110)  
**Scored 120 or more points (SEC game):** Never  
**Scored 130 or more points:** 150, Kansas, 12/9/89 (L, 150-95)  
**Scored 140 or more points:** 150, Kansas, 12/9/89 (L, 150-95)  
**Scored 150 or more points:** 150, Kansas, 12/9/89 (L, 150-95)  
**Scored 160 or more points:** Never  
**Scored less than 50 points:** 46, NEW MEXICO STATE, 11/6/23 (W, 86-46)  
**Scored less than 50 points (SEC game):** 48, SOUTH CAROLINA, 2/5/19 (W, 76-48)  
**Scored less than 40 points:** 39, West Virginia, 3/26/15 (W, 78-39)  
**Scored less than 40 points (SEC game):** 37, MISSOURI, 1/13/15 (W, 86-37)  
**Scored less than 30 points:** 28, MONTANA STATE, 11/23/14 (W, 86-28)  
**Scored less than 30 points (SEC game):** 26, GEORGIA TECH, 1/28/46 (W, 86-37)  
**Scored less than 20 points:** 18, WESTERN ONTARIO, 12/10/49 (W, 90-21)  
**Scored less than 20 points (SEC game):** 18, ALABAMA,

2/10/40 (W, 46-18)  
**Scored less than 10 points:** 9, Tulane, 12/21/34 (W, 39-9)  
**Scored less than 10 points (SEC game):** Never

### SHOOTING PERCENTAGES

**Shot 70% from the field:** Never  
**Shot 60% from the field:** .627 (32-51), ARKANSAS, 2/7/23  
**Shot 50% from the field:** .509 (29-57), vs. Tennessee, 3/28/25  
**Shot 30% or less from the field:** .281 (18-64) at Alabama, 2/5/22  
**Shot 20% or less from the field:** .197 (12-61), MONTANA STATE, 11/23/14  
**Shot 10% or less from the field:** Never (shooting percentages not recorded prior to 1947)

### 3-Pointers

**Made 10 or more 3-pointers:** 11 (11-29), vs. Alabama, 3/14/24  
**Made 15 or more 3-pointers:** 15 (15-21), vs. Oakland, 3/21/24  
**Made 20 or more 3-pointers:** Never  
**Made zero 3-pointers:** 0 (0-15), Auburn, 1/19/13  
**Attempted 30 or more 3-pointers:** 32 (9-32), vs. Illinois, 3/23/25

### FREE THROWS

**Shot 90% or better from FT line:** 91.7 (11-12), LIPSCOMB, 11/19/24  
**Shot 100% from FT Line:** 16-16, TEXAS A&M, 1/21/23  
**Shot 50% or less from FT line:** .364 (4-11), at Vanderbilt, 1/25/25  
**Attempted 40 FT:** 44 (33-44), Auburn, 2/1/20  
**Attempted five or less FT:** 3 (2-3), COLGATE, 12/11/24  
**Made 30 FT:** 33 (33-44), Auburn, 2/1/20

### REBOUNDS

**Pulled down 50 rebounds:** 50 (17-33), vs. FLORIDA, 1/31/24  
**Pulled down 20 offensive rebounds:** 25, at Texas A&M, 1/13/24



# HISTORICAL FACTS & FIGURES

SEC Championships		
Team	Titles	Last Title
KENTUCKY	49	2020
LSU	11	2019
Tennessee	11	2024
Alabama	9	2023
Florida	7	2014
Mississippi State	6	2004
Auburn	5	2025
Vanderbilt	3	1993
Arkansas	2	1994
Georgia	1	1990
Georgia Tech*	1	1938
South Carolina	1	1997
Texas A&M	1	2016
* Former SEC Member		
Kentucky SEC Regular-Season Titles (49): 1933, 1935, 1937, 1939, 1940, 1942, 1944, 1945, 1946, 1947, 1948, 1949, 1950, 1951, 1952, 1954, 1955, 1957, 1958, 1962, 1964, 1966, 1968, 1969, 1970, 1971, 1972, 1973, 1975, 1977, 1978, 1980, 1982, 1983, 1884, 1986, 1995, 1996, 1998, 2000, 2001, 2003, 2005, 2010, 2012, 2015, 2016, 2017, 2020		

SEC Tournament Championships		
Team	Titles	Last Title
KENTUCKY	31	2018
Alabama	8	2023
Florida	5	2025
Tennessee	5	2022
Auburn	3	2024
Mississippi State	3	2009
Georgia	2	2008
Ole Miss	2	2013
Vanderbilt	2	2012
Arkansas	1	2000
Georgia Tech*	1	1938
LSU	1	1980
* Former SEC Member		
Kentucky SEC Tournament Titles: 1933, 1937, 1939, 1940, 1942, 1944, 1945, 1946, 1947, 1948, 1949, 1950, 1952, 1984, 1986, 1992, 1993, 1994, 1995, 1997, 1998, 1999, 2001, 2003, 2004, 2010, 2011, 2015, 2016, 2017, 2018		
SEC Tournament Record: 136-31		

NCAA TOURNAMENT	
NCAA Tournament Record: 132-56	
NCAA Tournament Appearances (62) 1942, 1945, 1948, 1949, 1951, 1952, 1955, 1956, 1957, 1958, 1959, 1961, 1962, 1964, 1966, 1968, 1969, 1970, 1971, 1972, 1973, 1975, 1977, 1978, 1980, 1981, 1982, 1983, 1984, 1985, 1986, 1987, 1992, 1993, 1994, 1995, 1996, 1997, 1998, 1999, 2000, 2001, 2002, 2003, 2004, 2005, 2006, 2007, 2008, 2010, 2011, 2012, 2014, 2015, 2016, 2017, 2018, 2019, 2022, 2023, 2024, 2025	
NCAA Championships (8) 1948, 1949, 1951, 1958, 1978, 1996, 1998, 2012	
NCAA Championship Game Appearances (12) 1948, 1949, 1951, 1958, 1966, 1975, 1978, 1996, 1997, 1998, 2012, 2014	
NCAA Final Fours (17) 1942, 1948, 1949, 1951, 1958, 1966, 1975, 1978, 1984, 1993, 1996, 1997, 1998, 2011, 2012, 2014, 2015	
NCAA Regional Final or Elite Eights (38) 1942, 1945, 1948, 1949, 1951, 1952, 1956, 1957, 1958, 1961, 1962, 1966, 1968, 1970, 1972, 1973, 1975, 1977, 1978, 1983, 1984, 1986, 1992, 1993, 1995, 1996, 1997, 1998, 1999, 2003, 2005, 2010, 2011, 2012, 2014, 2015, 2017, 2019	
NCAA Regional Semifinals or Sweet 16s (49) 1942, 1945, 1948, 1949, 1951, 1952, 1955, 1956, 1957, 1958, 1959, 1961, 1962, 1964, 1966, 1968, 1969, 1970, 1971, 1972, 1973, 1975, 1977, 1978, 1980, 1983, 1984, 1985, 1986, 1992, 1993, 1995, 1996, 1997, 1998, 1999, 2001, 2002, 2003, 2005, 2010, 2011, 2012, 2014, 2015, 2017, 2018, 2019, 2025	
Helms National Titles (2) 1933, 1954	

National Award Winners	
National Players of the Year (6) 1933 - Forest Sale (Helms) 1935 - Leroy Edwards (Helms) 1978 - Jack Givens (Helms) 2010 - John Wall (Adolph Rupp Trophy, Yahoo!, Rivals) 2012 - Anthony Davis (Adolph Rupp Trophy, AP, CBS, Basketball Times, Naismith, TSN, USBWA, Wooden) 2022 - Oscar Tshiebwe (AP, NABC, USBWA, Wooden, Naismith, CBS, TSN, USA Today, The Athletic)	
National Coaches of the Year (6, 12 times) 1959 - Adolph Rupp (UPI) 1966 - Adolph Rupp (UPI, USBWA, TSN) 1970 - Adolph Rupp (TSN) 1978 - Joe B. Hall (Kellogg's) 1986 - Eddie Sutton (AP, NABC) 1990 - Rick Pitino (Basketball Times) 1991 - Rick Pitino (Sporting News) 1998 - Tubby Smith (Basketball Weekly) 2003 - Tubby Smith (AP, NABA, USBWA, Naismith, Sporting News, CBS/Chevrolet, Basketball Times) 2005 - Tubby Smith (Jim Phelan Award) 2010 - John Calipari (Adolph Rupp Cup) 2015 - John Calipari (AP, Naismith, NABC, Sporting News, Adolph Rupp Cup)	
National Freshman of the Year (3) 2010 - John Wall (USBWA) 2012 - Anthony Davis (USBWA, TSN, CBS) 2024 - Reed Sheppard (USBWA, NABC)	
National Defensive Player of the Year (2) 2012 - Anthony Davis (NABC) 2015 - Willie Cauley-Stein (NABC, NBC)	
Naismith Hall of Fame (11) Adolph Rupp (1969), Cliff Hagan (1978), Frank Ramsey (1982), Dan Issel (1993), C.M. Newton (2000), Pat Riley (2008), Adrien Smith (2010), Rick Pitino (2013), John Calipari (2015), Eddie Sutton (2020)	
Consensus First-Team All Americans (22, 27 times) Basil Hayden (1921), Burgess Casey (1925), Forest Sale (1932, 1933), LeRoy Edwards (1935), Bob Brannum (1944), Ralph Beard (1947, 1948, 1949), Alex Groza (1947, 1949), Bill Spivey (1951), Cliff Hagan (1952, 1954), Johnny Cox (1959), Cotton Nash (1964), Dan Issel (1970), Kyle Macy (1980), Kenny Walker (1986), Jamal Mashburn (1993), Tony Delk (1996), Ron Mercer (1997), John Wall (2010), Anthony Davis (2012), Willie Cauley-Stein (2015), Tyler Ulis (2016), Oscar Tshiebwe (2022)	
Final Four MOPs (6, 7 times) Alex Gorza (1948, 1949), Bill Spivey (1951), Jack Givens (1978), Tony Delk (1996), Jeff Sheppard (1998), Anthony Davis (2012)	

SEC Award Winners	
SEC Players of the Year (16, 18 times) 1966 - Pat Riley (AP) 1972 - Tom Parker (AP) 1973 - Kevin Grevey (AP) 1975 - Kevin Grevey (AP) 1980 - Kyle Macy (AP, UPI) 1985 - Kenny Walker (AP, UPI) 1986 - Kenny Walker (AP, UPI) 1993 - Jamal Mashburn (Coaches, AP) 1996 - Tony Delk (Coaches, AP) 1997 - Ron Mercer (Coaches, AP) 2001 - Tayshaun Prince (Coaches, AP) 2003 - Keith Bogans (Coaches) 2010 - John Wall (Coaches, AP) 2012 - Anthony Davis (Coaches, AP) 2016 - Tyler Ulis (Coaches, AP) 2017 - Malik Monk (AP) 2020 - Immanuel Quickley (Coaches) 2022 - Oscar Tshiebwe (Coaches, AP)	
SEC Freshman of the Year (13) 2008 - Patrick Patterson (Coaches) 2010 - DeMarcus Cousins (Coaches) 2010 - John Wall (AP) 2011 - Terrence Jones (Cpaches, AP) 2012 - Anthony Davis (Coaches, AP) 2013 - Nerlens Noel (Coaches, AP) 2014 - Julius Randle (Coaches, AP) 2015 - Karl-Anthony Towns (Coaches, AP) 2017 - Malik Monk (Coaches, AP) 2018 - Kevin Knox (AP) 2019 - Tyler Herro (AP) 2019 - Keldon Johnson (Coaches) 2024 - Reed Sheppard (Coaches)	
SEC Coach of the Year (7, 23 times) 1964 - Adolph Rupp (AP, Coaches) 1966 - Adolph Rupp (AP, Coaches) 1968 - Adolph Rupp (AP, UPI, Coaches) 1969 - Adolph Rupp (UPI, Coaches) 1970 - Adolph Rupp (AP, UPI, Coaches) 1971 - Adolph Rupp (AP, UPI, Coaches) 1972 - (Adolph Rupp (Coaches) 1973 - Joe B. Hall (Coaches)	
1975 - Joe B. Hall (AP, Coaches) 1978 - Joe B. Hall (Coaches) 1983 - Joe. B. Hall (Coaches) 1986 - Eddie Sutton (AP, UPI) 1990 - Rick Pitino (UPI) 1991 - Rick Pitino (AP) 1996 - Rick Pitino (AP, Coaches) 1998 - Tubby Smith (AP) 2003 - Tubby Smith (AP, Coaches) 2005 - Tubby Smith (AP, Coaches) 2008 - Billy Gillispie (Coaches) 2010 - John Calipari (AP) 2012 - John Calipari (AP, Coaches) 2015 - John Calipari (AP, Coaches) 2020 - John Calipari (Coaches)	
First Team All-SEC (68 players, 95 times) Most Recent - Antonio Reeves, 2024	
SEC All-Freshman Team (48) Most Recent - Rob Dillingham, Reed Sheppard, D.J. Wagner, 2024	
SEC Tournament MVPs (17 players, 18 times) 1979 - Kyle Macy 1982 - Dirk Minniefield 1988 - Rex Champman 1992 - Jamal Mashburn 1993 - Travis Ford 1994 - Travis Ford 1995 - Antoine Walker 1997 - Ron Mercer 1998 - Wayne Turner 1999 - Scott Padgett 2001 - Tayshaun Prince 2003 - Keith Bogans 2004 - Gerald Fitch 2010 - John Wall 2011 - Darius Miller 2015 - Willie Cauley-Stein 2017 - De'Aaron Fox 2018 - Shai Gilgeous-Alexander	





# HEAD COACH MARK POPE



Mark Pope, a captain of the University of Kentucky’s 1996 National Championship team, has returned to Lexington as the 23rd head coach of Kentucky’s storied men’s basketball program.

Pope is a nine-year head coaching veteran with stops at BYU and Utah Valley, amassing a 187-108 career record prior to the start of his UK career. His squads won 20 or more games in six of the last seven seasons and he has made six postseason appearances.

“Mark Pope not only brings an impressive record in nine years as a head coach, but also a love of the University of Kentucky and a complete understanding of what our program means to the people of our state,” UK AD Mitch Barnhart said at the time of Pope’s hiring. “As a captain on the ‘96 championship team, Mark was a beloved and respected teammate. As a head coach, he is highly regarded nationally as an innovator. His teams run a unique and dynamic up-tempo offense and they get after it on defense. He is a strong recruiter with international ties and a person of integrity.

“He fully embraces our high expectations and standards and I know that as our fans get reacquainted with Mark, they will be eager to join him on what promises to be an

exciting ride.”

Pope returns to UK from Provo, Utah, where he compiled a 110-52 record (.679) during five campaigns at the helm of BYU. He took the Cougars to three postseason appearances, including two trips to the NCAA Tournament, and missed another bid when the 2020 event was cancelled because of the Covid pandemic. Three of his five BYU teams finished the season ranked in the top 20 of the KenPom efficiency ratings.

“The University of Kentucky is the pinnacle of coaching in college basketball. It’s the definition of blueblood program where hanging a banner is the expectation ever year,” Pope said. “Equally as important, UK changed my life forever as a human being. The love and passion I have for this program, this University and the people of the Commonwealth goes to the depth of my soul.

“I’m thankful to Dr. (Eli) Capilouto and Mitch Barnhart for this opportunity. I’m proud to be your next head coach and I can’t wait to do this together!”

Pope is coming off a 23-11 season in 2023-24. It was BYU’s first season in the Big 12 Conference and the Cougars’ 10-8 league record featured victories over No. 7 Kansas, No. 11 Baylor and No. 24 Iowa State. BYU’s first win in the Big 12, on January 13 at Central Florida, also marked Pope’s 100th victory as head coach of the Cougars.

The Cougars ranked third in the country with 11.1 made 3-pointers per game in 2023-24, and also ranked in the top 10 in assists per game (3rd) and assist-to-turnover ratio (6th). BYU led the Big 12 in scoring at 81.4 points per game. They were ranked as high as No. 12 in the AP Poll after going 12-1 in nonconference action, winning the Vegas Showdown, BYU’s first multi-team event title since 2011. Pope was named to the 2024 Naismith College Coach of the Year Late Season Watch List for his efforts.

Pope’s teams also hit the postseason in 2020-21, finishing with a 20-7 mark and making BYU’s first appearance in the NCAA Tournament since 2015. The Cougars were 24-11 in 2021-22 and advanced to the quarterfinals of the National Invitation Tournament. The Cougars captured win No. 60 under Pope in January of ‘22, making him the fastest BYU coach to achieve the mark.

Pope began his head coaching stint at BYU in the 2019-20 season, tallying a 24-8 record, the most wins for a first-year coach in program history. He finished the season ranked No. 18 in the Associated Press poll and No. 16 in the USA Today/Coaches poll, becoming the first head coach at BYU to conclude the season with a national ranking in his first season. The Cougars finished second in the West Coast Conference with a 13-3 record. The Cougars also toppled No. 2-ranked Gonzaga, earning their best win over a ranked opponent inside their home venue in program history. The Covid pandemic prevented an almost-certain bid to the NCAA Tournament.

Pope’s Cougars were statistically among the top offenses in the nation in ‘19-20. The Cougars finished the season ranked first in 3-point field goal percentage, second in assist-to-turnover ratio, third in field-goal percentage, fourth in 3-point field goals per game and fifth in assists per game.

Following his first season with the Cougars, Matt Norlander of CBS tabbed Pope as the best hire of the year. He was also awarded with the United States Basketball Writers Association District VIII Coach of the Year honor. He was a semifinalist for the Werner Ladder Naismith Coach of the Year.

Pope’s first head coaching stint was a four-year term at Utah Valley. Beginning in 2015-16, the Wolverines increased their win total during every season of Pope’s tenure, culminating in a 25-10 overall mark and a runner-up finish in the Western Athletic Conference in 2018-19. Utah Valley was 30-2 at home from 2017-19, and the 25 wins in 2019 were a single-season school record.

He began his collegiate playing career at the University of Washington, where he was tabbed the 1992 Pac-10 Freshman of the Year. After his sophomore season, he transferred to Kentucky, where he appeared in every game of his two-year career with the Wildcats. UK won the 1995 and ‘96 regular-season Southeastern Conference championships, the ‘95 SEC Tournament title and the 1996 NCAA Tournament. He averaged 7.9 points and 5.7 rebounds per game in 69 career games. Pope was named to the All-SEC Tournament Team in 1995, behind a pair of double-doubles in three games, including one in the title game that went to overtime.

Pope was selected in the second round of the 1996 NBA Draft by the Indiana Pacers. He played professional basketball from 1997-2005, including terms with Indiana, Milwaukee Bucks, New York Knicks and Denver Nuggets. In 2000-01, he started 45 games and helped the Bucks reach the Eastern Conference Finals.

Following his playing days, Pope enrolled in medical school at Columbia University and completed two years before returning to basketball. He joined Mark Fox’s staff at Georgia in 2009. He then spent one season as an assistant coach for Jeff Bzdelik at Wake Forest and four seasons at BYU under Dave Rose. The Cougars posted four straight 20-win seasons and advanced to postseason play in each of those four years, including three bids to the NCAA Tournament. His success as an assistant at BYU was the springboard to become head coach at Utah Valley.

Pope and his wife, Lee Anne, have four daughters, Ella, Avery, Layla and Shay. He is a 1996 graduate of Kentucky with a degree in English.

## PROFESSIONAL PLAYING CAREER

Anadolu Efes S.K.....	1996-97
Indiana Pacers .....	1997-99
La Crosse Bobcats.....	1999
Ulkerspor .....	1999-2000
Milwaukee Bucks.....	2000-02
New York Knicks .....	2002-03
Denver Nuggets.....	2003-05

## COACHING CAREER

Georgia, assistant director of operations ...	2009-10
Wake Forest, assistant coach .....	2010-11
BYU, assistant coach.....	2011-15
Utah Valley, head coach .....	2015-19
BYU, head coach .....	2019-24
Kentucky, head coach .....	2024-pres.

## UTAH VALLEY, HEAD COACH

2015-16	12-18	.400	
2016-17	17-17	.500	CBI Semifinals
2017-18	23-11	.676	CBI Quarterfinals
2018-19	25-10	.714	CBI Quarterfinals
Totals:	77-56	.579	

## BYU, HEAD COACH

2019-20	24-8	.750	Postseason not held
2020-21	20-7	.741	NCAA First Round
2021-22	24-11	.686	NIT Quarterfinals
2022-23	19-15	.559	
2023-24	23-11	.676	NCAA First Round
Totals:	110-52	.679	

## KENTUCKY, HEAD COACH

2024-25	24-12	0.667	NCAA Sweet 16
Totals:	24-12	0.667	

## OVERALL

10TH SEASON .....	211-120 (.637)
-------------------	----------------





# HEAD COACH MARK POPE

KENT

THE MARK POPE ERA

UCKY

## KENTUCKY MEN'S BASKETBALL

"What a special day at the University of Kentucky. The leader, the captain of 'The Untouchables,' is coming home to lead the Wildcats. Mark Pope will go on to greatness; you can put it down ... What some of you don't realize is how good a basketball mind he has, how much a relentless recruiter he will be."



RICK PITINO

"I'm happy for Mark. He is going to be a great leader of men. He is a passionate coach that loves coaching young men. He was a great teammate and a better human being. All of the former players before him and the guys who played with him couldn't be more excited about the hire."



TONY DELK



THE MARK POPE ERA



JOHN FRANKE

"My first conversation with Mark Pope came early in the 2023-24 season after his BYU team got off to one of the best starts of anybody in college basketball. Ever since we started talking, it's been very clear that Mark is not just a great coach, but he's a fantastic human being. You will not find someone who has more pride for Kentucky Basketball than Mark. He knows that it's not just a program in Lexington — it is a lifestyle. Rick Pitino told me Mark is one of the greatest leaders he's ever coached, and when you hear those words from a Hall of Famer who prides himself on work ethic, that speaks for itself. Mark took BYU into the Big 12 and won at a high level in year one. They had one of the best offenses in the country and he has shown a good ability to develop players. No challenge is going to be too great for Mark because he's passionate, he works hard and he's a people person. I believe in Mark's upside and think that Big Blue Nation is going to have a lot to look forward to in the Pope Era in Lexington."

## KENTUCKY

THE MARK POPE ERA



"Mark Pope is a terrific choice to lead the Kentucky basketball program. As a former player on a title team, Pope understands the magnitude of Kentucky and embraces it. Kentucky fans will love Pope's innovative offensive schemes and his passion."



JAY BILAS

"Mark Pope brings a tremendous amount of energy, passion and purpose to his alma mater Kentucky. Wildcat fans will surely be entertained by his up-tempo offensive style and his commitment to producing and developing shooters. Pope's engaging personality will make him a fan favorite as the community gets reacquainted to him in the coming months and year."



ANDY KATZ

"I got to know and watch Mark Pope coach two years ago at Battle4Atlantis. He is extremely smart, engaging, confident in who he is and the style of ball he coaches. He is creative and a players coach. His teams play hard, just like he did. He knows what that Kentucky jersey is all about and that's a huge deal in the Bluegrass state."



JIMMY DYKES

"Mark Pope is one of the rising stars in college basketball. He is very smart, personable and a tireless worker. Few, if any, coaches understand the magic of Kentucky basketball the way a former Wildcat captain and national champion does. Mark is back home."



FRAN FRASCHILLA

# COACH POPE



"I want to congratulate Mark on his hiring at the University of Kentucky. Mark is one of the great young coaches in college basketball today and he will do an excellent job at UK. As a former Kentucky player, he understands Kentucky basketball and embraces the history and passion. He's a true Wildcat and I think that is important for the program. The Big Blue Nation will be very pleased and celebrate his arrival and tenure at UK. His team will play with the same passion, toughness, and energy as he did when he was a Wildcat. Mark is an absolutely excellent hire. He's a gracious person and proven winner. I'm so excited for him and his family."



TUBBY SMITH

## Pope vs. All Opponents

Alabama	0-3	Cleveland State	1-0	Houston Christian	1-0	NC State	1-0	San Diego State	3-2	UNLV	1-0
Antelope Valley	2-0	Colgate	1-0	Idaho State	5-0	Nevada	1-0	San Francisco	5-5	USF	1-1
Arizona	0-1	Creighton	1-1	Illinois	1-0	New Mexico State	2-6	Santa Clara	1-3	UT Rio Grande Valley	8-0
Arizona State	1-0	CSU Bakersfield	4-6	Iowa State	1-1	New Orleans	1-0	Seattle	5-4	UTSA	3-1
Arkansas	0-1	Dayton	1-0	Jackson State	1-0	Nicholls	1-0	South Carolina	1-0	Utah	3-3
Auburn	0-1	Denver	3-1	Kansas	1-1	North Dakota	2-0	South Dakota	0-1	Utah State	3-3
Baylor	1-1	Duke	1-1	Kansas City	7-3	Northern Arizona	1-0	Southeastern Louisiana	1-0	Utah Valley	1-2
Bellarmine	1-0	Duquesne	0-1	Kansas State	1-1	Northern Iowa	1-0	Southern Cal	0-2	Vanderbilt	1-2
Benedictine (Mesa)	1-0	Eastern Oregon	1-0	Kentucky	0-1	Ohio State	0-1	Southern Utah	1-1	Virginia Tech	1-0
Bethesda	1-0	Eastern Washington	1-0	Liberty	1-0	Oklahoma	2-1	St. John's	1-0	Washington State	0-2
Boise State	0-2	Evansville	1-0	Lindenwood	1-0	Oklahoma State	1-1	TCU	1-0	Weber State	7-1
Brown	1-0	Florida	1-0	Lipscomb	1-0	Ole Miss	0-1	Tennessee	2-1	West Virginia	1-0
Bucknell	1-0	Fresno State	2-0	Long Beach State	2-0	Oral Roberts	1-0	Texas	1-1	Western Colorado	1-0
Butler	0-1	Georgia	0-1	Louisville	1-1	Oregon	1-0	Texas A&M	1-0	Western Kentucky	1-0
BYU	1-3	Georgia Southern	1-0	Loyola Marymount	8-1	Pacific	6-1	Texas Southern	2-0	Western Oregon	1-0
Cal State Fullerton	2-1	Georgia State	2-0	LSU	1-0	Pepperdine	7-2	Texas Tech	0-2	Westminster	4-0
Cal State Northridge	1-0	Gonzaga	2-9	Mississippi State	1-0	Portland	7-0	Troy	1-0	Wright State	1-0
California Baptist	2-0	Grand Canyon	2-8	Missouri	1-0	Rice	1-0	UC Davis	1-2	Wyoming	1-1
Central Methodist	1-0	Great Falls (Mont.)	1-0	Missouri State	2-0	Saint Mary's	4-8	UC Riverside	2-0		
Chicago State	7-1	Hartford	1-0	Montana State	0-1	Sam Houston State	2-0	UCF	3-0		
Cincinnati	0-1	Hawaii	0-1	Montana Tech	3-0	San Diego	4-0	UCLA	1-1		
Clemson	0-1	Houston	1-1	Morgan State	1-0	San Diego Christian	1-0	UNC Wilmington	0-1		





# HEAD COACH MARK POPE

## Career Highlights

### BYU

- After being picked to finish last in its first season in the Big 12, Pope led the Cougars to a fifth-place finish with wins over No. 7 Kansas, No. 11 Baylor and No. 24 Iowa State
- 2024 Naismith College Coach of the Year Late Season Watch List
- The 2023-24 Cougars spent 16 weeks in the AP Top 25, the second-most appearances in school history
- One of four coaches in program history to win 20 or more games in first three seasons as head coach, joining G. Ott Romney, Roger Reid and Dave Rose
- Produced a 64-12 (.842) home record
- Led BYU to its first appearance in the NCAA Tournament since 2015 in 2021
- Named USBWA District VII Coach of the Year after leading BYU to a 24-8 record before COVID-19 canceled postseason play
- The 24 wins in his inaugural season was a program record
- Cougars ranked first in the nation in 3-point percentage in 2020, marking just the second time in program history that BYU ranked first nationally in any offensive statistic
- In 2023-24, BYU ranked second in the nation in 3-point attempts and third in made 3-pointers per game and assists per game
- Was the fastest coach to 60 wins in program history
- Became only the second coach in program history to earn an AP Top 25 ranking in his first season, and the first to finish the year among the top 25
- Downed No. 2 Gonzaga in 2020 at home, marking the highest-ranked foe ever defeated in the Marriott Center
- Four of his five BYU teams spent time in the AP Top 25. Prior to his hiring in 2019, BYU had not appeared in a single poll since the 2010-11 season

### Utah Valley

- Increased total victories every season at the helm
- With 23 wins in 2017-18 and 25 in 2018-19, Pope guided the Wolverines to the first back-to-back 20-win seasons in program history
- The 25 wins in 2018-19 were the most ever in the program's history
- Coached the 2019 Western Athletic Conference Player and Freshman of the Year
- Utah Valley was 20-2 at home from 2017-19
- Led the Wolverines to 22 consecutive home wins from 2017-19. It was the nation's second-longest active home winning streak at the time and the longest in school history

## Pope's Record When ...

Seson	School	Overall	Home	Away	Neutral	Conf.	Conf. Tourney	Postseason
2015-16	Utah Valley	12-18	7-8	5-9	0-1	6-8	0-1	--
2016-17	Utah Valley	17-17	8-5	8-11	1-1	6-8	1-1	2-1 CBI
2017-18	Utah Valley	23-11	16-1	6-9	1-1	10-4	1-1	1-1 CBI
2018-19	Utah Valley	25-10	14-1	8-8	3-1	12-4	1-1	1-1 CBI
2019-20	BYU	24-8	14-1	6-5	4-2	13-3	0-1	0-0 (COVID)
2020-21	BYU	20-7	10-2	7-2	3-3	10-3	1-1	0-1 NCAA
2021-22	BYU	24-11	14-3	6-5	4-3	9-6	1-1	2-1 NIT
2022-23	BYU	19-15	12-4	2-7	5-4	7-9	2-1	--
2023-24	BYU	23-11	16-2	3-7	4-2	10-8	1-1	0-1 NCAA
2024-25	Kentucky	24-12	15-3	4-6	5-3	10-8	1-1	--
	at Kentucky	24-12	15-3	4-6	5-3	10-8	1-1	2-1 NCAA
	Total	211-120	126-30	55-69	30-20	93-61	9-10	8-7

## Statistical Snapshot Year-to-Year

	KenPom O	KenPom D	Avg. Points Per Possession	3-Point %	Made 3s Per Game
Kentucky (24-25)	10	51	1.164	37.5%	9.5
BYU (23-24)	14	60	1.164	34.8%	11.1
BYU (22-23)	103	52	1.048	34.0%	8.1
BYU (21-22)	50	70	1.060	35.3%	8.0
BYU (20-21)	23	30	1.087	37.3%	8.7
BYU (19-20)	7	60	1.121	42.2%	10.4
Utah Valley (18-19)	96	131	1.090	38.2%	8.1
Utah Valley (17-18)	73	131	1.093	38.6%	7.9
Utah Valley (16-17)	240	75	0.990	32.0%	8.8
Utah Valley (15-16)	268	278	0.989	35.1%	8.5

## Pope Award Winners

Player (School)	Honor
Matt Haarms (BYU)	WCC Defensive Player of the Year
Wyatt Lowell (Utah Valley)	WAC Freshman of the Year
Jaxson Robinson (BYU)	Big 12 Sixth Man of the Year
Jake Toolson (Utah Valley)	WAC Player of the Year
(BYU)	WCC Newcomer of the Year

## Pope All-Conference Honors

Player (School)	Team (Year)
Brandon Averette (BYU)	Second (2021)
Alex Barcello (BYU)	First (2021)
	First (2022)
Yoeli Childs (BYU)	First (2020)
Marcel Davis (Utah Valley)	Second (2016)
Konner Frey (Utah Valley)	Freshman (2016)
Matt Haarms (BYU)	Second (2021)
Dallin Hall (BYU)	Freshman (2023)
TJ Haws (BYU)	First (2020)
Caleb Lohner (BYU)	Freshman (2022)
Akolda Manyang (Utah Valley)	Defensive (2018)
Isaac Neilson (Utah Valley)	Defensive (2017)
Kenneth Ogbe (Utah Valley)	First (2018)
Otega Oweh (Kentucky)	Second (2025)
Brandon Randolph (Utah Valley)	Second (2018)
Conner Toolson (Utah Valley)	Second (2018)
Jake Toolson (Utah Valley)	Freshman (2018)
	First (2019)
(BYU)	First (2020)
Fousseyni Traore (BYU)	Second (2023)
	Freshman (2022)

## Pope by the Numbers

- 1996 National Champion
- 126 Career home victories as a HC
- 41 Margin of first UK coaching victory, also the jersey number he wore as a UK player
- 23rd Coach in UK history
- 14 First or second team all-conference honors by players
- 9 Teams to average 70.0+ points per game
- 7 20-win seasons
- 7 Postseason appearances



More than 20,000 fans were in attendance in Rupp Arena at Central Bank Center on April 14 when UK introduced Mark Pope as its 23rd head coach.



# KENTUCKY BASKETBALL

## KENTUCKY'S NCAA TOURNAMENT HISTORY

1942	New Orleans	Illinois (RS)	46-44	W
		Dartmouth (RF)	28-47	L
1945	New York	Ohio State (RS)	37-45	L
		Tufts (Cons.)	66-56	W
1948	New York	Columbia (RS)	76-53	W
		Holy Cross (RF)	60-52	W
		Baylor (NF)	58-42	W
1949	New York	Villanova (RS)	85-72	W
		Illinois (RF)	76-47	W
	Seattle	Oklahoma State (NF)	46-36	W
1951	Raleigh	Louisville (1st)	79-68	W
	New York	St. John's (RS)	59-43	W
		Illinois (RF)	76-74	W
	Minneapolis	Kansas State (NF)	68-58	W
1952	Raleigh	Penn State (RS)	82-54	W
		St. John's (RF)	57-64	L
1955	Evanston	Marquette (RS)	71-79	L
		Penn State (Cons.)	84-59	W
1956	Iowa City	Wayne State (RS)	84-64	W
		Iowa (RF)	77-89	L
1957	Lexington	Pittsburgh (RS)	98-92	W
		Michigan State (RF)	68-80	L
1958	Lexington	Miami, Ohio (RS)	94-70	W
		Notre Dame (RF)	89-56	W
	Louisville	Tempe (NS)	61-60	W
		Seattle (NF)	84-72	W
1959	Evanston	Louisville (RS)	61-76	L
		Marquette (Cons.)	98-69	W
1961	Louisville	Morehead State (RS)	71-64	W
		Ohio State (RF)	74-87	L
1962	Iowa City	Butler (RS)	81-60	W
		Ohio State (RF)	64-74	L
1964	Minneapolis	Ohio (RS)	69-85	L
		Loyola, Chi. (Cons.)	91-100	L
1966	Iowa City	Dayton (RS)	86-79	W
		Michigan (RF)	84-77	W
	College Park	Duke (NS)	83-79	W
		UTEP (NF)	65-72	L
1968	Lexington	Marquette (RS)	107-89	W
		Ohio State (RF)	81-82	L
1969	Madison	Marquette (RS)	74-81	L
		Miami, Ohio (Cons.)	72-71	W
1970	Columbus	Notre Dame (RS)	109-99	W
		Jacksonville (RF)	100-106	L
1971	Athens	Western Kentucky (RS)	83-107	L
		Marquette (Cons.)	74-91	L
1972	Dayton	Marquette (RS)	85-69	W
		Florida State (RF)	54-73	L
1973	Nashville	Austin Peay (RS) [OT]	106-100	W
		Indiana (RF)	65-72	L
1975	Tuscaloosa	Marquette (1st)	76-54	W
	Dayton	Central Michigan (RS)	90-73	W
		Indiana (RF)	92-90	W
	San Diego	Syracuse (NS)	95-79	W
		UCLA (NF)	85-92	L

1977	Philadelphia	Princeton (1st)	72-58	W
	College Park	VMI (RS)	93-78	W
		North Carolina (RF)	72-79	L
1978	Knoxville	Florida State (1st)	85-76	W
	Dayton	Miami, Ohio (RS)	91-69	W
		Michigan State (RF)	52-49	W
	St. Louis	Arkansas (NS)	64-59	W
		Duke (NF)	94-88	W
1980 <sup>1</sup>	Bowling Green	Florida State <sup>8</sup> (2nd)	97-78	W
	Lexington	Duke <sup>4</sup> (RS)	54-55	L
1981 <sup>2</sup>	Tuscaloosa	UAB <sup>7</sup> (2nd)	62-69	L
1982 <sup>6</sup>	Nashville	Middle Tennessee <sup>11</sup> (1st)	44-50	L
1983 <sup>3</sup>	Tampa	Ohio <sup>11</sup> (2nd)	57-40	W
	Knoxville	Indiana <sup>2</sup> (RS)	64-59	W
		Louisville <sup>1</sup> (RF) [OT]	68-80	L
1984 <sup>1</sup>	Birmingham	BYU <sup>8</sup> (2nd)	93-68	W
	Lexington	Louisville <sup>5</sup> (RS)	72-67	W
		Illinois <sup>2</sup> (RF)	54-51	W
	Seattle	Georgetown <sup>1</sup> (NS)	40-53	L
1985 <sup>12</sup>	Salt Lake City	Washington <sup>5</sup> (1st)	66-58	W
		UNLV <sup>4</sup> (2nd)	64-61	W
	Denver	St. John's <sup>1</sup> (RS)	70-86	L
1986 <sup>1</sup>	Charlotte	Davidson <sup>16</sup> (1st)	75-55	W
		Western Ky. <sup>8</sup> (2nd)	71-64	W
	Atlanta	Alabama <sup>5</sup> (RS)	68-63	W
		LSU <sup>11</sup> (RF)	57-59	L
1987 <sup>8</sup>	Atlanta	Ohio State <sup>9</sup> (1st)	77-91	L
*1988 <sup>2</sup>	Cincinnati	Southern <sup>15</sup> (1st)	99-84	W
		Maryland <sup>7</sup> (2nd)	90-81	W
	Birmingham	Villanova <sup>6</sup> (RS)	74-80	L
1992 <sup>2</sup>	Worcester	Old Dominion <sup>15</sup> (1st)	88-69	W
		Iowa State <sup>10</sup> (2nd)	106-98	W
	Philadelphia	Massachusetts <sup>3</sup> (RS)	87-77	W
		Duke <sup>1</sup> (RF) [OT]	103-104	L
1993 <sup>1</sup>	Nashville	Rider <sup>16</sup> (1st)	96-52	W
		Utah <sup>8</sup> (2nd)	83-62	W
	Charlotte	Wake Forest <sup>5</sup> (RS)	103-69	W
		Florida State <sup>3</sup> (RF)	106-81	W
	New Orleans	Michigan <sup>1</sup> (NS) [OT]	78-81	L
1994 <sup>3</sup>	St. Petersburg	Tennessee State <sup>14</sup> (1st)	83-70	W
		Marquette <sup>6</sup> (2nd)	63-75	L
1995 <sup>1</sup>	Memphis	Mt. St. Mary's <sup>16</sup> (1st)	113-67	W
		Tulane <sup>9</sup> (2nd)	82-60	W
	Birmingham	Arizona State <sup>5</sup> (RS)	97-73	W
		North Carolina <sup>2</sup> (RF)	61-74	L
1996 <sup>1</sup>	Dallas	San Jose State <sup>16</sup> (1st)	110-72	W
		Virginia Tech <sup>9</sup> (2nd)	84-60	W
	Minneapolis	Utah <sup>4</sup> (RS)	101-70	W
		Wake Forest <sup>2</sup> (RF)	83-63	W
	E. Rutherford	Massachusetts <sup>1</sup> (NS)	81-74	W
		Syracuse <sup>4</sup> (NF)	76-67	W



# KENTUCKY BASKETBALL

## KENTUCKY'S NCAA TOURNAMENT HISTORY

1997 <sup>1</sup>	Salt Lake City	Montana <sup>16</sup> (1st)	92-54	W
		Iowa <sup>8</sup> (2nd)	75-69	W
	San Jose	St. Joseph's <sup>4</sup> (RS)	83-68	W
		Utah <sup>2</sup> (RF)	72-59	W
	Indianapolis	Minnesota <sup>1</sup> (NS)	78-69	W
		Arizona <sup>4</sup> (NF) [OT]	79-84	L
1998 <sup>2</sup>	Atlanta	S.C. State <sup>15</sup> (1st)	82-67	W
		Saint Louis <sup>10</sup> (2nd)	88-61	W
	St. Petersburg	UCLA <sup>6</sup> (RS)	94-68	W
		Duke <sup>1</sup> (RF)	86-84	W
	San Antonio	Stanford <sup>3</sup> (NS) [OT]	86-85	W
		Utah <sup>3</sup> (NF)	78-69	W
1999 <sup>3</sup>	New Orleans	New Mexico State <sup>14</sup> (1st)	82-60	W
		Kansas <sup>6</sup> (2nd) [OT]	92-88	W
	St. Louis	Miami, Ohio <sup>10</sup> (RS)	58-43	W
		Michigan State <sup>1</sup> (RF)	66-73	L
2000 <sup>5</sup>	Cleveland	St. Bonaventure <sup>12</sup> (1st) [2OT]	85-80	W
		Syracuse <sup>4</sup> (2nd)	50-52	L
2001 <sup>2</sup>	Long Island	Holy Cross <sup>15</sup> (1st)	72-68	W
		Iowa <sup>7</sup> (2nd)	92-79	W
	Philadelphia	Southern Cal <sup>6</sup> (RS)	76-80	L
		Valparaiso <sup>13</sup> (1st)	83-68	W
2002 <sup>4</sup>	St. Louis	Tulsa <sup>12</sup> (2nd)	87-82	W
		Syracuse	Maryland <sup>1</sup> (RS)	68-78
2003 <sup>1</sup>	Nashville	IUPUI <sup>16</sup> (1st)	95-64	W
		Utah <sup>9</sup> (2nd)	74-54	W
	Minneapolis	Wisconsin <sup>5</sup> (RS)	63-57	W
		Marquette <sup>3</sup> (RF)	69-83	L
2004 <sup>1</sup>	Columbus	Florida A&M <sup>16</sup> (1st)	96-76	W
		UAB <sup>9</sup> (2nd)	75-76	L
2005 <sup>2</sup>	Indianapolis	Eastern Kentucky <sup>15</sup> (1st)	72-64	W
		Cincinnati <sup>7</sup> (2nd)	69-60	W
	Austin	Utah <sup>6</sup> (RS)	62-52	W
		Michigan State <sup>5</sup> (RF) [2ot]	88-94	L
2006 <sup>8</sup>	Philadelphia	UAB <sup>9</sup> (1st)	69-64	W
		UConn <sup>1</sup> (2nd)	83-87	L
2007 <sup>8</sup>	Chicago	Villanova <sup>9</sup> (1st)	67-58	W
		Kansas <sup>1</sup> (2nd)	76-88	L
2008 <sup>11</sup>	Anaheim	Marquette <sup>6</sup> (1st)	66-74	L
2010 <sup>1</sup>	New Orleans	East Tennessee St. <sup>16</sup> (1st)	100-71	W
		Wake Forest <sup>9</sup> (2nd)	90-60	W
	Syracuse	Cornell <sup>12</sup> (RS)	62-45	W
		West Virginia <sup>2</sup> (RF)	66-73	L
2011 <sup>4</sup>	Tampa	Princeton <sup>13</sup> (1st)	59-57	W
		Wake Forest <sup>5</sup> (2nd)	71-63	W
	Newark	Ohio State <sup>1</sup> (RS)	62-60	W
		North Carolina <sup>2</sup> (RF)	76-69	W
	Houston	Connecticut <sup>3</sup> (NS)	56-55	L
2012 <sup>1</sup>	Louisville	Western Kentucky <sup>16</sup> (1st)	81-66	W
		Iowa State <sup>9</sup> (2nd)	87-71	W
	Atlanta	Indiana <sup>4</sup> (RS)	102-90	W
		Baylor <sup>3</sup> (RF)	82-70	W
	New Orleans	Louisville <sup>4</sup> (NS)	69-61	W
		Kansas <sup>2</sup> (NF)	67-59	W

2014 <sup>8</sup>	St. Louis	Kansas State <sup>9</sup> (1st)	56-49	W
		Wichita State <sup>1</sup> (2nd)	78-76	W
	Indianapolis	Louisville <sup>4</sup> (RS)	74-69	W
		Michigan <sup>2</sup> (RF)	75-72	W
	Dallas	Wisconsin <sup>2</sup> (NS)	74-73	W
		UConn <sup>7</sup> (NF)	60-54	L
2015 <sup>1</sup>	Louisville	Hampton <sup>16</sup> (1st)	79-56	W
		Cincinnati <sup>8</sup> (2nd)	64-51	W
	Cleveland	West Virginia <sup>5</sup> (RS)	78-39	W
		Notre Dame <sup>3</sup> (RF)	68-66	W
	Indianapolis	Wisconsin <sup>1</sup> (NS)	71-64	L
2016 <sup>4</sup>	Des Moines	Stony Brook <sup>13</sup> (1st)	85-57	W
		Indiana <sup>5</sup> (2nd)	73-67	L
2017 <sup>2</sup>	Indianapolis	N. Kentucky <sup>15</sup> (1st)	79-70	W
		Wichita State <sup>10</sup> (2nd)	65-62	W
	Memphis	UCLA <sup>3</sup> (RS)	86-75	W
		North Carolina <sup>1</sup> (RF)	75-73	L
2018 <sup>5</sup>	Boise	Davidson <sup>12</sup> (1st)	78-73	W
		Buffalo <sup>13</sup> (2nd)	95-75	W
	Atlanta	Kansas State <sup>9</sup> (RS)	61-58	L
2019 <sup>2</sup>	Jacksonville	Abilene Christian <sup>15</sup> (1st)	79-44	W
		Wofford <sup>7</sup> (2nd)	62-56	W
	Kansas City	Houston <sup>3</sup> (RS)	62-58	W
		Auburn <sup>5</sup> (RF) [OT]	77-71	L
2022 <sup>2</sup>	Indianapolis	Saint Peter's <sup>15</sup> (1st) [OT]	85-79	L
2023 <sup>6</sup>	Greensboro	Providence <sup>11</sup> (1st)	61-53	W
		Kansas State <sup>3</sup> (2nd)	75-69	L
2024 <sup>3</sup>	Pittsburgh	Oakland <sup>14</sup> (1st)	80-76	L
2025 <sup>3</sup>	Milwaukee	Troy <sup>14</sup> (1st)	76-57	W
		Illinois <sup>6</sup> (2nd)	84-75	W
	Indianapolis	Tennessee <sup>2</sup> (RS)	78-65	L

*\*1988 NCAA Tournament games were vacated by NCAA*

### What's what?

UK Seed	Site	Opp. Seed	Round	
1998 <sup>2</sup>	Atlanta	S.C. State <sup>15</sup> (1st)	82-67	W

# KENTUCKY BASKETBALL

## KENTUCKY'S NCAA TOURNAMENT HISTORY

### UK VS. THE 2025 NCAA TOURNAMENT FIELD

Opponent	UK in Series:	NCAA Tournament	Last Meeting
<b>SOUTH REGION</b>			
Auburn	98-24	0-1	3-1-25 (Auburn 94, UK 78)
Michigan State	14-12	1-3	11-15-22 (MSU 86, UK 77 <sup>OT</sup> )
Iowa State	3-0	2-0	3-17-12 (UK 87, Iowa State 71)
Texas A&M	14-6	0-0	1-14-25 (UK 81, Texas A&M 69)
Michigan	6-2	2-1	12-4-22 (UK 73, Michigan 69)
Ole Miss	111-15	0-0	2-4-25 (Ole Miss 98, UK 84)
Marquette	7-7	4-6	3-20-08 (Marquette 74, UK 66)
Louisville	40-17	4-2	12-14-24 (UK 93, Louisville 85)
Creighton	8-4	0-0	3-23-09 (UK 65, Creighton 63)
New Mexico	0-0	0-0	Never met
San Diego State	0-0	0-0	Never met
North Carolina	18-25	1-3	12-16-23 (UK 87, UNC 83)
UC San Diego	0-0	0-0	Never met
Yale	2-0	0-0	12-10-22 (UK 65, Yale 59)
Lipscomb	3-0	0-0	11-19-24 (UK 97, Lipscomb 68)
Bryant	0-0	0-0	Never met
Alabama State	0-0	0-0	Never met
St. Francis	0-0	0-0	Never met

### WEST REGION

Florida	111-42	0-0	1-4-25 (UK 106, Florida 100)
St. John's	11-5	1-2	12-1-11 (UK 81, St. John's 59)
Texas Tech	5-0	0-0	1-25-20 (UK 76, TTU 74 <sup>OT</sup> )
Maryland	8-5	0-1	11-9-12 (UK 72, Maryland 69)
Memphis	0-1	0-0	11-22-06 (Memphis 80, UK 63)
Missouri	16-3	0-0	3-8-25 (UK 91, Missouri 83)
Kansas	24-12	2-1	11-14-23 (Kansas 89, UK 84)
UConn	1-4	0-3	4-7-14 (UConn 60, UK 54)
Oklahoma	5-0	0-0	3-13-25 (UK 85, Oklahoma 84)
Arkansas	36-15	1-0	2-1-25 (Arkansas 89, UK 79)
Drake	0-0	0-0	Never met
Colorado State	0-0	0-0	Never met
Grand Canyon	1-0	0-0	11-14-14 (UK 84, GCU 45)
UNC Wilmington	0-1	0-0	12-2-23 (UNCW 80, UK 73)
Omaha	0-0	0-0	Never met
Norfolk State	0-0	0-0	Never met

### EAST REGION

Duke	13-11	3-2	11-12-24 (UK 77, Duke 72)
Alabama	117-44	1-0	3-14-25 (Alabama 99, UK 70)
Wisconsin	4-2	2-1	4-4-15 (Wisconsin 71, UK 64)
Arizona	2-3	0-1	11-26-99 (Arizona 63, UK 51)
Oregon	1-0	0-0	12-16-72 (UK 95, Oregon 68)
BYU	3-0	1-0	3-18-84 (UK 79, BYU 58)
St. Mary's	0-0	0-0	Never met
Mississippi State	104-21	0-0	1-11-25 (UK 95, MSU 90)
Baylor	7-2	2-0	12-6-13 (Baylor 67, UK 62)
Vanderbilt	158-50	0-0	2-19-25 (UK 82, Vanderbilt 61)
VCU	0-0	0-0	Never met
Liberty	2-0	0-0	11-21-07 (UK 80, Liberty 54)
Akron	2-0	0-0	11-28-81 (UK 83, Akron 64)
Montana	1-0	1-0	3-13-97 (UK 81, Montana 69)
Robert Morris	3-1	0-0	11-12-21 (UK 100, RMU 60)
Mount St. Mary's	3-0	1-0	11-16-21 (UK 80, MSM 55)
American	1-0	0-0	12-23-97 (UK 75, American 52)

### MIDEST REGION

Houston	4-1	1-0	3-29-19 (UK 62, Houston 58)
Tennessee	163-79	0-1	3-28-25 (Tennessee 78, UK 65)
Purdue	6-2	0-0	12-3-97 (UK 89, Purdue 75)
Clemson	12-5	0-0	12-3-24 (Clemson 70, UK 66)
Illinois	12-4	5-0	3-23-25 (UK 84, Illinois 75)
UCLA	8-8	2-1	12-17-22 (UCLA 63, UK 53)
Gonzaga	2-2	0-0	12-7-24 (UK 90, Gonzaga 89 <sup>OT</sup> )
Georgia	132-29	0-0	1-7-25 (Georgia 92, UK 69)
Utah State	1-0	0-0	12-23-57 (UK 92, Utah St. 64)
Texas	2-1	0-0	2-15-25 (Texas 82, UK 78)
Xavier	37-2	0-0	11-30-68 (UK 115, Xavier 77)
McNeese	0-0	0-0	Never met
High Point	4-0	0-0	12-31-01 (UK 92, High Point 48)
Troy	2-0	1-0	3-21-25 (UK 76, Troy 57)
Wofford	1-0	1-0	3-23-19 (UK 62, Wofford 56)
SIU Edwardsville	0-0	0-0	Never met

### UK SEEDING HISTORY IN NCAA TOURNAMENT

UK NCAA TOURNAMENT SEED GRID																			
UK	Opponent Seed																		
Seed	1	2	3	4	5	6	7	8	9	10	11	12	13	14	15	16	Total		
1(12)	2-3	4-2	3-1	5-2	6-0	—	—	6-0	5-1	—	0-1	1-0	—	—	—	10-0	42-10		
2(8)	1-2	—	5-0	—	0-3	3-2	5-1	—	—	3-0	—	—	—	—	8-1	—	25-9		
3(3)	0-2	1-1	—	—	—	2-1	—	—	—	1-0	1-0	—	—	3-1	—	—	8-5		
4(3)	1-1	1-0	0-1	—	1-1	—	—	—	—	—	—	1-0	3-0	—	—	—	7-2		
5(1)	—	—	—	0-1	—	—	—	—	0-1	—	—	2-0	1-0	—	—	—	3-2		
6(1)	—	—	0-1	—	—	—	—	—	—	—	1-1	—	—	—	—	—	1-2		
7(0)	—	—	—	—	—	—	—	—	—	—	—	—	—	—	—	—	0-0		
8(4)	1-2	2-0	—	1-0	—	—	0-1	—	3-1	—	—	—	—	—	—	—	7-4		
9(0)	—	—	—	—	—	—	—	—	—	—	—	—	—	—	—	—	0-0		
10(0)	—	—	—	—	—	—	—	—	—	—	—	—	—	—	—	—	0-0		
11(1)	—	—	—	—	—	0-1	—	—	—	—	—	—	—	—	—	—	0-1		
12(1)	0-1	—	—	1-0	1-0	—	—	—	—	—	—	—	—	—	—	—	2-1		
Total	5-11	8-3	8-3	7-3	8-4	5-4	5-2	6-0	8-3	4-0	2-2	4-0	4-0	3-1	8-1	10-0			
*The NCAA began seeding at the 1979 NCAA Tournament																			

## March Madness Numbers

Kentucky holds many distinctions in March Madness play, including:

### Appearances

1. KENTUCKY	62
2. North Carolina	54
3. Kansas	52
UCLA	51
5. Duke	47

### NCAA Championships

1. UCLA	11
2. KENTUCKY	8
3. North Carolina	6
UConn	6
5. Duke	5
Indiana	5

### Tournament Games

1. KENTUCKY	188
2. North Carolina	185
3. Duke	168
4. Kansas	163
5. UCLA	155

### NCAA Final Four Appearances

1. North Carolina	21
2. UCLA	18
Duke	18
4. KENTUCKY	17
5. Kansas	15

### Tournament Wins

1. North Carolina	134
2. KENTUCKY	132
3. Duke	126
4. Kansas	113
5. UCLA	110

### NCAA Winning Percentage

<i>(min. 20 games)</i>	
1. Duke	.750 (126-42)
2. N. Carolina	.724 (134-50)
3. Florida	.718 (51-20)
4. UCLA	.710 (110-44)
5. KENTUCKY	.702 (132-56)

## UK NCAA TEAM SINGLE-GAME RECORDS

### MOST POINTS

113, Mount Saint Mary's (1995, 1st Round)  
110, San Jose State (1996, 1st Round)  
109, Notre Dame (1970, Sweet 16)  
107, Marquette (1968, Sweet 16)

#### by Opponent

107 by Western Kentucky (1971, Sweet 16)  
106 by Jacksonville (1970, Elite 8)  
104 by Duke (1992, Elite 8) [OT]

### FEWEST POINTS

28, Dartmouth (1942, Elite 8)  
37, Ohio State (1945, Sweet 16)  
40, Georgetown (1984, Final Four)  
44, Middle Tennessee (1982, 1st Round)

#### by Opponent

36, Oklahoma State (1949, Championship)  
39, West Virginia (2015, Sweet 16)  
40, Miami, Ohio (1999, Sweet 16)  
42, Baylor (1948, Championship)

### FIELD GOALS

50, Austin Peay (1973, Sweet 16)  
43, Notre Dame (1970, Sweet 16)  
43, Marquette (1968, Sweet 16)  
43, Marquette (1959, Regional Cons.)  
42, San Jose State (1996, 1st Round)

#### by Opponent

46 by Austin Peay (1973, Sweet 16)  
42 by Western Kentucky (1971, Sweet 16)

### FIELD GOALS ATTEMPTED

101, Ohio State (1945, Sweet 16)  
99, Miami, Ohio (1958, Sweet 16)  
97, Austin Peay (1973, Sweet 16)  
90, Louisville (1951, 1st Round)  
90, Illinois (1949, Elite 8)

#### by Opponent

99 by Austin Peay (1973, Sweet 16)  
87 by Michigan State (1957, Elite 8)  
86 by Ohio State (1945, Sweet 16)  
85 by Michigan (1966, Elite 8)  
85 by Louisville (1951, 1st Round)

### HIGHEST FIELD-GOAL PERCENTAGE

.628, Indiana (1983, Sweet 16) [27-of-43]  
.621, Miami, Ohio (1978, Sweet 16) [41-of-66]  
.619, Wake Forest (1993, Sweet 16) [39-of-63]  
.615, Utah (2005, Sweet 16) [34-of-39]  
.615, IUPUI (2003, 1st Round) [40-of-65]

#### by Opponent

.660 by Ohio State (1987, 1st Round) [33-of-50]  
.654 by Duke (1992, Elite 8) [34-of-52]  
.605 by North Carolina (1977, Elite 8) [23-of-38]

### LOWEST FIELD-GOAL PERCENTAGE

.245, Georgetown (1984, Final Four) [13-of-53]  
.280, North Carolina (1995, Elite 8) [21-of-75]  
.302, Temple (1958, Final Four) [19-of-63]  
.311, UAB (2006, 1st Round) [19-of-61]  
.316, Marquette (1994, 2nd Round) [24-of-76]

#### by Opponent

.241 by West Virginia (2015, Sweet 16) [13-of-54]  
.263 by Stony Brook (2016, First Round) [20-76]  
.282 by Notre Dame (1958, Elite 8) [22-of-78]  
.288 by Hampton (2015, 2nd Round) [17-of-59]

### 3-POINT FIELD GOALS

16, Wake Forest (1993, Sweet 16)  
15, East Tennessee State (2010, 1st Round)  
13, Iowa (2001, 2nd Round)  
13, Mount Saint Mary's (1995, 1st Round)

#### by Opponent

15 by Oakland (2024, 1st Round)  
13 by Arizona State (1995, Sweet 16)  
12 by Kansas (1999, 2nd Round)

### 3-POINT FIELD GOALS ATTEMPTED

38, Marquette (1994, 2nd Round)  
36, North Carolina (1995, Elite 8)  
33, East Tennessee State (2010, 1st Round)  
32, West Virginia (2010, Elite 8)  
30, Arizona (1997, Championship)

#### by Opponent

33 by Davidson (2018, 1st Round)  
32 by Illinois (2025, 2nd Round)  
32 by Troy (2025, 1st Round)  
32 by Northern Kentucky (2017, 1st Round)  
32 by St. Bonaventure (2000, 1st Round)

### 3-POINT FIELD-GOAL PERCENTAGE (MIN. 10 ATTEMPTS)

.667, Wake Forest (1993, Sweet 16) [16-of-24]  
.636, Michigan (2014, Sweet 16) [7-of-11]  
.636, Wake Forest (1996, Elite 8) [7-of-11]  
.583, Cincinnati (2005, 2nd Round) [7-of-12]  
.571, New Mexico State (1999, 1st Round) [8-of-14]

#### by Opponent

.625 by Kansas (2007, 2nd Round) [10-of-16]  
.571 by USC (2001, Sweet 16) [8-of-14]  
.556 by Holy Cross (2001, Sweet 16) [10-of-18]

### FREE THROWS

35, Indiana (2012, Sweet 16)  
33, Tennessee State (1994, 1st Round)  
30, Baylor (2012, Elite 8)  
30, Washington (1985, 1st Round)  
30, Ohio State (1961, Elite 8)  
30, Pittsburgh (1957, Sweet 16)

#### by Opponent

38 by Loyola (1964, Regional Cons.)  
34 by Arizona (1997, Championship)  
34 by Iowa State (1992, 2nd Round)

### FREE THROWS ATTEMPTED

48, Tennessee State (1994, 1st Round)  
44, Baylor (2012, Elite 8)  
41, Pittsburgh (1957, Sweet 16)  
40, Washington (1985, 1st Round)  
39, Ohio State (1961, Elite 8)  
38, Syracuse (1975, Final Four)

#### by Opponent

44 by Loyola (1964, Regional Cons.)  
41 by Arizona (1997, Championship)  
40 by UAB (1981, 2nd Round)

### FREE-THROW PERCENTAGE (MIN. 10 ATTEMPTS)

1.000, Utah (2003, Sweet 16) [18-of-18]  
.946, Indiana (2012, Sweet 16) [35-of-37]  
.944, Connecticut (2006, 2nd Round) [17-of-18]  
.900, Dayton (1966, Sweet 16) [18-of-20]  
.900, Wisconsin (2015, Final Four) [9-of-10]

#### by Opponent

1.000 by Connecticut (2014, Championship)  
.950 by Wisconsin (2014, Final Four) [19-of-20]  
.917 by Utah (1997, Elite 8) [11-of-12]  
.917 by North Carolina (1977, Elite 8) [33-of-36]

### REBOUND MARGIN

+27, Abilene Christina (2019, 1st Round)  
+26, Florida State (1993, Sweet 16)  
+23, Florida State (1980, 2nd Round)  
+20, Hampton (2105, 2nd Round)  
+20, Davidson (1986, 1st Round)

#### by Opponent

+25 by Marquette (1971, Regional Cons.)  
+24 by Ohio State (1961, Elite 8)  
+15 by Utah (1998, Championship)

### ASSISTS

35, San Jose State (1996, 1st Round)  
33, Mount St. Mary's (1995, 1st Round)  
27, East Tennessee State (2010, 1st Round)  
27, Arizona State (1995, Sweet 16)  
26, Iowa State (1992, 2nd Round)

#### by Opponent

23 by Duke (1992, Elite 8)  
23 by UCLA (1975, Championship)  
21 by Marquette (2003, Elite 8)

### MOST TURNOVERS

24, Syracuse (1975, Final Four)  
23, Florida State (1978, 1st Round)  
22, Florida State (1972, Elite 8)  
21, Syracuse (2000, 2nd Round)  
20, Florida State (1993, Elite 8)  
20, Louisville (1984, Sweet 16)

#### by Opponent

30 by Old Dominion (1992, 1st Round)  
28 by Tennessee State (1994, 1st Round)  
27 by Marquette (1975, 1st Round)  
26 by Minnesota (1997, Final Four)  
26 by San Jose State (1996, 1st Round)  
26 by Syracuse (1975, Final Four)

### FEWEST TURNOVERS

4, Wisconsin (2014, Final Four)  
5, Illinois (2025, 2nd Round)  
6, UCLA (2017, Sweet 16)  
6, Wisconsin (2015, Final Four)  
6, Indiana (2012, Sweet 16)  
6, Stanford (1998, Final Four)  
6, Utah (1996, Sweet 16)

#### by Opponent

4 by Florida State (1978, 1st Round)  
5 by St. John's (1995, Sweet 16)  
6 by Duke (1998, Elite 8)

### BLOCKS

15, Stony Brook (2016, 1st Round)  
14, UCLA (1998, Sweet 16)  
11, Kansas (2012, National Championship)  
11, Ohio State (2011, Sweet 16)  
11, East Tennessee State (2010, 1st Round)  
11, South Carolina State (1998, 1st Round)  
11, Montana (1997, 1st Round)

#### by Opponent

9 by North Carolina (2017, Elite Eight)  
9 by Central Michigan (1975, Sweet 16)  
8 by Massachusetts (1996, Final Four)  
8 by Middle Tennessee (1982, 1st Round)  
8 by Marquette (1975, 1st Round)

### STEALS

17, San Jose State (1996, 1st Round)  
17, Tennessee State (1994, 1st Round)  
16, Marquette (1994, 2nd Round)  
16, Old Dominion (1992, 1st Round)  
14, Illinois (2025, 2nd Round)  
14, Minnesota (1997, Final Four)  
14, Montana (1997, 1st Round)

#### by Opponent

13 by Florida A&M (2004, 1st Round)  
11 by Kansas State (2023, 2nd Round)  
11 by Kansas State (2018, Sweet 16)  
11 by East Tennessee State (2010, 1st Round)  
11 by USC (2001, Sweet 16)  
11 by Louisville (1983, Elite 8)

### WINNING MARGIN

+46, Mount St. Mary's, (1995 1st Round) [113-67]  
+44, Rider, (1993, 1st Round) [96-52]  
+39, West Virginia, (2015, Sweet 16) [78-39]  
+38, Montana, (1997, 1st Round) [92-54]  
+38, San Jose State, (1996, 1st Round) [110-72]

## UK NCAA INDIVIDUAL SINGLE-GAME RECORDS

### POINTS

44, Dan Issel vs. Notre Dame (1970, Sweet 16)  
 41, Tayshaun Prince vs. Tulsa (2002, 2nd Round)  
 41, Jack Givens vs. Duke (1978, Championship)  
 39, De'Aaron Fox vs. UCLA (2017, Sweet 16)  
 36, Dan Issel vs. Miami, Ohio (1969, Regional Cons.)  
 36, Dan Issel vs. Marquette (1968, Sweet 16)

### Opponent

52 Austin Carr, Notre Dame (1970, Sweet 16)  
 36 Henry Finkel, Dayton (1966, Sweet 16)  
 35 Jim McDaniels, Western Kentucky (1971, Sweet 16)  
 34 Carl Cain, Iowa (1956, Elite 8)  
 33 Kent Benson, Indiana (1975, Elite 8)  
 33 Jerry Lucas, Ohio State (1962, Elite 8)  
 33 Jerry Lucas, Ohio State (1961, Elite 8)

### FIELD GOALS

18, Jack Givens vs. Duke (1978, Championship) [27 att.]  
 17, Dan Issel vs. Notre Dame (1970, Sweet 16) [28 att.]  
 15, Jim Andrews vs. Austin Peay (1973, Sweet 16) [19 att.]  
 14, Tayshaun Prince vs. Tulsa (2002, 2nd Round) [21 att.]  
 14, Dan Issel vs. Marquette (1968, Sweet 16) [18 att.]  
 14, Louie Dampier vs. Dayton (1966, Sweet 16) [23 att.]  
 14, Bob Burrow vs. Wayne State (1956, Sweet 16)  
**Opponent**  
 22 Austin Carr, Notre Dame (1970, 1st Round) [35 att.]  
 15 Henry Finkel, Dayton (1966, Sweet 16) [26 att.]

### FIELD GOALS ATTEMPTED

30, Kevin Grevey vs. UCLA (1975, Championship)  
 29, Bill Spivey vs. Kansas State (1951, Championship)  
 28, Dan Issel vs. Notre Dame (1970, Sweet 16)  
 27, Jack Givens vs. Duke (1978, Championship)  
 27, Pat Riley vs. Michigan (1966, Elite 8)  
 27, Cotton Nash vs. Loyola (1964, Regional Cons.)  
**Opponent**  
 35 Austin Carr, Notre Dame (1970, 1st Round)  
 32 Elgin Baylor, Seattle (1958, Championship)  
 31 James Williams, Austin Peay (1973, Sweet 16)  
 29 Don Hennon, Pittsburgh (1957, Sweet 16)  
 26 Ron Carter, VMI (1977, Sweet 16)  
 26 Henry Finkel, Dayton (1966, Sweet 16)  
 26 Jesse Arnette, Penn State (1952, Sweet 16)  
 26 Bob Brown, Louisville (1951, 1st Round)

### FIELD-GOAL PERCENTAGE (MIN. 8 ATTEMPTS)

1.000, Kenny Walker vs. Western Kentucky (1986, 2nd Round) [11-11]  
 .909, Travis Ford vs. Wake Forest (1993, Sweet 16) [10-11]  
 .900, DeMarcus Cousins vs. Wake Forest (2010, 2nd Round) [9-10]  
 .900, Patrick Patterson vs. East Tennessee State (2010, 1st Round) [9-10]  
 .875, Three times last by Anthony Davis [7-8] vs. Louisville (2012, Final Four)  
**Opponent**  
 1.000 Christian Laettner, Duke (1992, Elite 8) [10-10]  
 .900 Ben Caton, Utah (1996, Sweet 16) [9-10]  
 .875 Ric Cobb, Marquette (1969, Sweet 16) [7-8]  
 .818 Randy Ayers, Miami, Ohio (1978, Sweet 16) [9-11]

### 3-POINT FIELD GOALS

8, Eric Bledsoe vs. East Tennessee St. (2010, 1st Round)  
 7, Tony Delk vs. Syracuse (1996, Championship)  
 6, Tayshaun Prince vs. Tulsa (2002, 2nd Round)  
 6, Tayshaun Prince vs. Iowa (2001, 2nd Round)  
 5, 17 times, last Antonio Reeves vs. Oakland (2024, 1st Round)  
**Opponent**  
 10, Jack Gohlke vs. Oakland (2024, 1st Round)  
 6 Eight times, last by Armoni Brooks, Houston, (2019, Sweet 16)

### 3-POINT FIELD GOALS ATTEMPTED

14, Tony Delk vs. North Carolina (1995, Elite 8)  
 12, Scott Padgett vs. Arizona (1997, Championship)  
 12, Tony Delk vs. Syracuse (1996, Championship)  
 12, Tony Delk vs. Marquette (1994, 2nd Round)  
 11, Brandon Knight vs. UConn (2011, Final Four)  
 11, Brandon Knight vs. North Carolina (2011, Elite 8)  
**Opponent**  
 20, Jack Gohlke vs. Oakland (2024, 1st Round)  
 18, Jeff Boschee, Kansas (1999, 2nd Round)  
 14, Terrence Woods, Florida A&M (2004, 1st Round)

### 3-POINT FIELD-GOAL PERCENTAGE (MIN. 5 ATTEMPTS)

1.000, Jamal Mashburn vs. Wake Forest (1993, Sweet 16) [5-5]  
 .889, Eric Bledsoe vs. East Tennessee State (2010, 1st Round) [8-9]  
 .833, Cameron Mills vs. St. Joseph's (1997, Sweet 16) [5-6]  
 .833, Travis Ford vs. Wake Forest (1993, Sweet 16) [5-6]  
 .800, Three times, last Lamont Butler vs. Tennessee (2025, Sweet 16) [4-5]  
**Opponent**  
 .857 Brandon Rush, Kansas (2007, 2nd Round) [6-7]  
 .833 Shannon Brown, Michigan State (2005, Elite Eight) [5-6]  
 .800 Nathan Hoover, Wofford (2019, 2nd Round) [4-5]  
 .800 Isaac Hamilton, UCLA (2017, Sweet 16) [4-5]

### FREE THROWS

17, Roger Newman vs. Ohio State (1961, Elite 8)  
 14, Randolph Morris vs. Kansas (2007, 2nd Round)  
 13, Five times, last by De'Aaron Fox vs. UCLA (2017, Sweet 16)  
**Opponent**  
 16 John Riser, Pittsburgh (1957, Sweet 16)  
 15 Ron Bayless, Iowa State (1992, 2nd Round)  
 14 Miles Simon, Arizona (1997, Championship)  
 14 Dean Meminger, Marquette (1971, Regional Cons.)  
 14 Jim Coleman, Loyola (1964, Elite 8)

### FREE THROWS ATTEMPTED

22, Roger Newman vs. Ohio State (1961, Elite 8)  
 20, PJ Washington vs. Kansas St. (2018, Sweet 16)  
 19, Rodrick Rhodes vs. Tennessee St. (1994, 1st Round)  
 17, Scott Padgett vs. Kansas (1999, 2nd Round)  
**Opponent**  
 18 Robert Kendrick, Wayne State (1956, Sweet 16)  
 17 Miles Simon, Arizona (1997, Championship)  
 17 Dean Meminger, Marquette (1971, Regional Cons.)  
 17 Jim Coleman, Loyola (1964, Elite 8)  
 17 John Riser, Pittsburgh (1957, Sweet 16)

### FREE-THROW PERCENTAGE

#### (MIN. 10 ATTEMPTS)

1.000, Dan Issel, vs. Miami, Ohio (1969, Consolation) [12-12]  
 1.000, Three times, last by Michael Kidd-Gilchrist vs. Indiana (2012, Sweet 16) [10-10]  
**Opponent**  
 1.000, 14 times last by Jared Harper, Auburn (2019, Elite 8) [11-11]

### REBOUNDS

25, Oscar Tshiebwe vs. Providence (2023, 1st Round)  
 24, Jerry Bird vs. Iowa (1956, Elite Eight)  
 21, Bill Spivey vs. Kansas State (1951, Championship)  
 18, Oscar Tshiebwe vs. Kansas State (2023, 2nd Rd.)  
 18, Bam Adebayo vs. NKU (2017, 1st Round)  
**Opponent**  
 30, Jerry Lucas, Ohio State (1961, Elite 8)  
 23, Kent Benson, Indiana (1975, Elite 8)  
 20, Artis Gilmore, Jacksonville (1970, Elite 8)  
 19, Elgin Baylor, Seattle (1958, Championship)

### ASSISTS

14, Dicky Beal vs. BYU (1984, 2nd Round)  
 11, John Wall vs. E. Tennessee State (2010, 1st Round)  
 9, Seven times, last by Ramel Bradley vs. Kansas (2007, 2nd Round)  
**Opponent**  
 14 Andre McCarter, UCLA (1975, Championship)  
 12 by Edgar Padilla, Massachusetts (1996, Final Four)  
 11 by Dwayne Wade, Marquette (2003, Elite 8)  
 11 by Mateen Cleaves, Michigan State (1999, Elite 8)  
 11 by Bruce Douglass, Illinois (1984, Elite 8)

### BLOCKS

7, Anthony Davis vs. WKU (2012, 2nd Round)  
 6, Skal Labissiere vs. Stony Brook (2016, 1st Round)  
 6, Anthony Davis vs. Kansas (2012, Championship)  
 6, Anthony Davis vs. Baylor (2012, Elite 8)  
 6, Jamaal Magloire vs. UCLA (1998, Sweet 16)  
 6, Nazr Mohammed vs. UCLA (1998, Sweet 16)  
**Opponent**  
 8, Dan Roundfield, Central Michigan (1975, Sweet 16)  
 6, Marcus Camby, Massachusetts (1996, Final Four)  
 5, Buck Hailey, Middle Tennessee (1982, 1st Round)  
 5, Bo Ellis, Marquette (1975, 1st Round)  
 4, Ten times, last by Tomislav Ivisic, Illinois (2025, 2nd Round)

### STEALS

6, Anthony Epps vs. San Jose State (1996, 1st Round)  
 6, Antoine Walker vs. San Jose State (1996, 1st Round)  
 6, Dicky Beal vs. Louisville (1984, Sweet 16)  
 5, Nine times, last Shai Gilgeous-Alexander vs. Davidson (2018, 1st Round)  
**Opponent**  
 5, Jahmai Mashack, Tennessee (2025, Sweet 16)  
 5, Terrence Woods, Florida A&M (2004, 1st Round)  
 5, Tim Horton, Tennessee State (1994, 1st Round)  
 4, 17 times, last by Kamau Stokes, Kansas State (2018, Sweet 16)





2024-25 Season/Career Highs*		
Points		
Season	28, at Oklahoma (2/26/25)	
Career	28, at Oklahoma (2/26/25)	
Rebounds		
Season	12, at Vanderbilt (1/25/25)	
Career	12, at Vanderbilt (1/25/25)	
Field Goals		
Season	12, at Oklahoma (2/26/25)	
Career	12, at Oklahoma (2/26/25)	
Field Goals Attempted		
Season	21, at Oklahoma (2/26/25)	
Career	21, at Oklahoma (2/26/25)	
3-Point Field Goals		
Season	3, WRIGHT STATE (11/4/24)	
Career	3, WRIGHT STATE (11/4/24)	
3-Point Field Goals Attempted		
Season	5, 3x last at Texas (2/15/25)	
Career	5, 3x last at Texas (2/15/25)	
Free Throws		
Season	13, vs. Ohio State (12/21/24)	
Career	13, vs. Ohio State (12/21/24)	
Free Throws Attempted		
Season	13, vs. Ohio State (12/21/24)	
Career	13, vs. Ohio State (12/21/24)	
Assists		
Season	6, vs. Troy (3/21/25)	
Career	6, vs. Troy (3/21/25)	
Steals		
Season	4, 2x last TEXAS A&M (1/14/25)	
Career	7, GREEN BAY (12/16/23)	
Blocked Shots		
Season	2, 4x last at Oklahoma (2/26/25)	
Career	2, 7x last at Oklahoma (2/26/25)	
Minutes Played		
Season	38, vs. Gonzaga (12/7/24)	
Career	38, vs. Gonzaga (12/7/24)	
MISCELLANEOUS		
	2024-25	CAREER*
Dunks	47	79
Double-Figure Scoring Games	33	55
Double-Figure Rebounding Games	1	2
Games With Double-Double	1	2
Games Led UK in Scoring	16	20
Games Led UK in Rebounding	5	7
Games Led UK in Assists	4	4
Games Led UK in Steals	18	47
Games Led UK in Blocks	9	19
Games With 3+ Assists	11	13
Games With 3+ Blocks	0	0
Games With 3+ Steals	7	18
Games With 3+ Three-Pointers	1	1
*includes Oklahoma statistics		

- Scored in double figures in each of the team's first 26 games, and 33 overall
- NABC All-District First-Team selection
- Voted second Team All-SEC by the league's coaches
- Named to the USBWA Oscar Robertson Player of the Year Midseason Watch List
- Scored 15 points, 13 in the second half, in Round of 32 win over Illinois
- Had 20 points, eight rebounds, six assists and two steals in the win over Troy
- Notched 27 points, including the game-winner with less than a second in the SEC Tournament vs. Oklahoma. He also added five assists and three steals
- Scored 20 of his 22 points in the second half in road win at Mizzou, also recording three steals
- Poured in 24 points on 9-of-11 shooting, while adding team highs in rebounds (8) and steals (3) in the home finale vs. LSU
- Tallied a career-high 28 points in the win at Oklahoma. He scored the team's final 18 points, including the game-winner with just six seconds remaining
- Recorded 20 or more points for the second straight outing vs. Vanderbilt, while adding a team-high seven rebounds, three assists, a block and a steal
- Tallied 20 points, five rebounds and two assists at Texas
- Posted team highs in points (13), rebounds (6) and blocks (2) in home upset of Tennessee
- Had a career-high 24 points, while chipping in six boards at Ole Miss
- Posted 14 points, six rebounds, a block and a steal in the win at Tennessee
- Strong performance at Vanderbilt scoring 21 points and snatching a career-best 12 rebounds for his second career double-double and first as a Wildcat
- Finished with 16 points, including 10 during a key 16-0 UK run in the first half, as Kentucky defeated No. 6 Florida in the SEC lidlifter
- Scored a team-high 21 points and was a perfect 13 of 13 from the line vs. Ohio State, tying for the fifth best free-throw performance in program history
- Was huge down the stretch vs. Louisville scoring nine of his 17 points over the final two minutes to polish off the victory
- Logged 13 points, six rebounds and three assists in the come-from-behind win over Gonzaga
- Notched 18 points and four rebounds in the win over WKU
- Scored 21 points and added three steals vs. Jackson State
- Played a big part in Kentucky's upset win over No. 6 Duke, racking up 15 points, six rebounds, three assists and two steals. Logged a steal and the go-ahead free throws with 10 seconds left and sealed the victory with an offensive rebound off a missed free throw with five seconds remaining
- Was Kentucky's leading scorer in opening night win vs. Wright State, finishing with 21 points on 8-of-9 shooting. Buried a career-high three 3-pointers in the winning effort, while also snatching three steals
- Brother, Odafe, is a linebacker for the Baltimore Ravens

Game-By-Game Statistics																
Opponent	Date	GS	Min	FG-A	Pct.	3FG-A	Pct.	FT-A	Pct.	Off-Def-Tot	PF	Ast	TO	Blk	Stl	Pts
WRIGHT STATE	11/4	*	27	8-9	.889	3-3	1.000	2-2	1.000	0-3-3	2	1	0	1	3	21
BUCKNELL	11/9	*	19	4-11	.364	0-4	.000	2-3	.667	1-4-5	1	1	0	0	2	10
vs. Duke	11/12	*	31	4-10	.400	2-3	.666	5-6	.833	2-4-6	3	3	3	1	2	15
LIPSCOMB	11/19	*	15	5-6	.833	1-1	1.000	3-4	.750	1-3-4	2	1	1	2	0	14
JACKSON STATE	11/22	*	20	8-12	.667	1-4	.250	4-4	1.000	0-1-1	2	2	0	0	3	21
WKU	11/26	*	32	6-14	.429	1-3	.333	5-6	.833	1-3-4	2	0	1	0	0	18
GEORGIA STATE	11/29	*	21	5-8	.625	0-1	.000	2-4	.500	0-2-2	3	2	2	0	1	12
at Clemson	12/3	*	31	5-13	.385	1-5	.200	6-8	.750	0-7-7	4	0	0	0	1	17
vs. Gonzaga	12/7	*	38	4-11	.364	0-1	.000	5-6	.833	5-1-6	1	3	1	0	0	13
COLGATE	12/11	*	31	6-13	.462	2-5	.400	1-2	.500	0-5-5	0	4	0	0	1	15
LOUISVILLE	12/14	*	27	7-11	.636	1-2	.500	2-4	.500	0-1-1	3	3	0	0	2	17
vs. Ohio State	12/21	*	30	4-13	.308	0-1	.000	13-13	1.000	2-0-2	4	0	1	0	1	21
BROWN	12/31	*	17	6-11	.545	1-3	.333	0-0	.000	0-1-1	2	2	0	0	4	13
FLORIDA*	1/4	*	28	6-10	.600	1-1	1.000	3-3	1.000	2-2-4	2	0	1	0	2	16
at Georgia*	1/7	*	27	3-13	.231	0-3	.000	6-9	.667	1-6-7	3	1	2	2	2	12
at Mississippi St.*	1/11	*	33	6-9	.667	0-1	.000	3-6	.500	0-8-8	2	2	4	0	2	15
TEXAS A&M*	1/14	*	28	2-5	.400	0-0	.000	7-10	.700	0-2-2	3	4	1	1	3	11
ALABAMA*	1/18	*	33	8-14	.571	1-2	.500	4-5	.800	1-5-6	5	3	0	1	2	21
at Vanderbilt*	1/25	*	33	8-14	.571	0-3	.000	5-7	.714	3-9-12	0	3	4	0	1	21
at Tennessee*	1/28	*	34	4-11	.364	0-1	.000	6-9	.667	2-4-6	2	1	2	1	1	14
ARKANSAS*	2/1	*	32	5-13	.385	0-1	.000	0-1	.000	1-1-2	0	0	1	1	0	10
at Ole Miss*	2/4	*	33	8-17	.471	2-4	.500	6-6	1.000	1-5-6	4	1	0	0	0	24
SOUTH CAROLINA*	2/8	*	29	6-10	.600	1-2	.500	4-4	1.000	1-3-4	3	0	2	1	2	17
TENNESSEE*	2/11	*	31	4-11	.364	1-1	1.000	4-6	.667	2-4-6	2	2	0	2	0	13
at Texas*	2/15	*	32	8-18	.444	1-5	.200	3-5	.600	3-2-5	3	0	3	1	2	20
VANDERBILT*	2/19	*	31	7-10	.700	1-2	.500	5-5	1.000	0-7-7	4	3	1	1	1	20
at Alabama*	2/22	*	22	1-9	.111	0-0	.000	0-0	.000	1-5-6	5	2	2	0	2	2
at Oklahoma*	2/26	*	32	12-21	.571	1-3	.333	3-5	.600	2-4-6	3	0	4	2	1	28
AUBURN*	3/1	*	20	1-3	.333	0-0	.000	2-2	1.000	0-0-0	4	1	1	0	1	4
LSU*	3/4	*	26	9-11	.818	0-1	.000	6-6	1.000	0-8-8	2	3	2	0	3	24
at Missouri*	3/8	*	28	6-17	.353	2-3	.667	8-10	.800	0-2-2	4	1	3	0	3	22
vs. Oklahoma	3/13	*	36	8-14	.571	2-3	.667	9-10	.900	1-3-4	4	5	2	0	3	27
vs. Alabama	3/14	*	21	1-6	.167	0-0	.000	6-8	.750	0-4-4	2	0	5	1	1	8
vs. Troy	3/21	*	33	8-13	.615	1-2	.500	3-4	.750	2-6-8	2	6	3	0	2	20
vs. Illinois	3/23	*	25	6-12	.500	0-1	.000	3-5	.600	0-4-4	2	1	0	1	1	15
vs. Tennessee	3/28	*	35	5-12	.417	0-1	.000	3-4	.750	1-3-4	4	1	3	1	2	13

Career Statistics																
Year	GP-GS	Min-Avg	FG-FGA	Pct	3FG-FGA	Pct	FT-FTA	Pct	Off-Def-Tot-Avg	PF-FO	Ast	TO	Blk	Stl	Pts	Avg
2022-23	28-9	370-13.2	47-106	.443	1-4	.250	39-60	.650	21-38-59-2.1	50-2	5	31	5	33	134	4.8
2023-24	32-28	797-24.9	136-276	.493	20-53	.377	72-112	.643	29-91-120-3.8	76-0	32	57	14	47	364	11.4
2024-25	36-36	1020-28.3	204-415	.492	27-76	.355	149-192	.776	36-132-168-4.7	94-2	62	55	19	57	584	16.2
Career	96-73	2188-22.8	387-797	.486	48-133	.361	260-364	.714	86-261-347-3.6	220-4	99	143	38	137	1082	11.3

1

LAMONT BUTLER

Gr. | Guard | 6-2 | 204 | Moreno Valley, Calif. | San Diego State



2024-25 Season/Career Highs*		
Points		
Season	33, LOUISVILLE (12/14/24)	
Career	33, LOUISVILLE (12/14/24)	
Rebounds		
Season	6, 2x last vs. Tennessee (3/28/25)	
Career	10, COLORADO STATE (2/13/24)	
Field Goals		
Season	10, LOUISVILLE (12/14/24)	
Career	10, 2x last LOUISVILLE (12/14/24)	
Field Goals Attempted		
Season	14, 2x last ALABAMA (1/18/25)	
Career	15, 2x last at Colorado St. (1/30/24)	
3-Point Field Goals		
Season	6, LOUISVILLE (12/14/24)	
Career	6, LOUISVILLE (12/14/24)	
3-Point Field Goals Attempted		
Season	6, LOUISVILLE (12/14/24)	
Career	11, at Wyoming (1/7/23)	
Free Throws		
Season	8, WKU (11/26/24)	
Career	8, WKU (11/26/24)	
Free Throws Attempted		
Season	12, 2x last LOUISVILLE (12/14/24)	
Career	12, 2x last LOUISVILLE (12/14/24)	
Assists		
Season	8, 3x last ALABAMA (1/18/25)	
Career	8, 3x last ALABAMA (1/18/25)	
Steals		
Season	4, at Georgia (1/7/25)	
Career	6, BYU (11/11/22)	
Blocked Shots		
Season	2, ALABAMA (1/18/25)	
Career	2, 2x last ALABAMA (1/18/25)	
Minutes Played		
Season	34, 2x last at Mississippi St. (1/11/25)	
Career	40, vs. UNLV (3/14/24)	
MISCELLANEOUS		
	2024-25	CAREER*
Dunks	6	30
Double-Figure Scoring Games	14	57
Double-Figure Rebounding Games	0	1
Games With Double-Double	0	1
Games Led UK in Scoring	3	11
Games Led UK in Rebounding	1	3
Games Led UK in Assists	16	59
Games Led UK in Steals	13	62
Games Led UK in Blocks	2	8
Games With 3+ Assists	22	90
Games With 3+ Blocks	0	0
Games With 3+ Steals	9	31
Games With 3+ Three-Pointers	3	10
*includes San Diego State statistics		

- Naismith Defensive Player of the Year Midseason Watch List honoree
- Named to the USBWA Oscar Robertson Player of the Year Midseason Watch List
- The Sporting News Midseason Second Team All-America selection
- Had team highs in points (18), rebounds (6) and assists (3) against Tennessee in Sweet 16
- Stepped up with 14 points, five assists and three steals in Round of 32 vs. Illinois
- Only played eight minutes in the SEC Tournament vs. Oklahoma before leaving with a left shoulder injury. Missed quarterfinal game against Alabama
- Scored 15 points at home against No. 1 Auburn
- Missed six of eight games with a shoulder injury from Jan. 28-Feb. 22
- Tallied 17 points while dishing out eight assists for the third time this season in home loss to Alabama. Also tied career high with two blocks
- Matched his career-high with eight assists on the road at Mississippi State, also scoring 10 points and hitting a pair of 3s
- Posted a game-high 20 points and added four steals at Georgia
- Scored 19 points and dished out a career-high eight assists in win over No. 6 Florida in the SEC opener, while playing a team-high 33 minutes
- Returned from two-game injury absence to erupt for career-high 33 points on his way to being named Bluegrass Sports Commission MVP of the Kentucky vs. Louisville game and earn SEC and USBWA National Player of the Week honors. Went a perfect 10-10 from the field and 6-6 from beyond the arc. It marked the second-most points for a Wildcat ever vs. Louisville
- Had 16 points, five assists and a steal at Clemson before leaving due to an ankle injury
- Total 17 points, six assists, four rebounds and three steals in win over Georgia State
- Logged 16 points, including three 3s in win over Lipscomb
- Had nine points, four assists and three rebounds in the upset of Duke
- Scored 14 points and dished out five assists, while swiping three steals in UK debut vs. Wright State
- Was a 1,000-point scorer and two-time Mountain West Defensive Player of the Year during four years with San Diego State
- Reached the National Championship game with SDSU in 2023, sending his team to the title game with a game-winning buzzer-beater in the Final Four against Florida Atlantic
- Finished Aztec career ranking No. 5 in program history in steals (183), No. 6 in conference victories (52), No. 9 in total victories (100) and No. 10 in assists (338)
- Three-time Mountain West All-Defensive Team
- 2023 NCAA All-Tournament Team
- Sister, Amani, played college basketball at Arizona and Seattle University

Game-By-Game Statistics																
Opponent	Date	GS	Min	FG-A	Pct.	3FG-A	Pct.	FT-A	Pct.	Off-Def-Tot	PF	Ast	TO	Blk	Stl	Pts
WRIGHT STATE	11/4	*	22	6-12	.500	0-2	.000	2-3	.667	1-4-5	2	5	1	1	3	14
BUCKNELL	11/9	*	19	2-6	.333	0-1	.000	2-2	1.000	1-0-1	2	1	2	0	0	6
vs. Duke	11/12	*	24	3-8	.375	1-3	.333	2-4	.500	0-3-3	3	4	2	0	0	9
LIPSCOMB	11/19	*	17	6-8	.750	3-3	1.000	1-2	.500	1-0-1	2	1	0	0	1	16
JACKSON STATE	11/22	*	22	5-7	.714	1-2	.500	0-0	.000	0-4-4	1	5	1	0	3	11
WKU	11/26	*	28	3-9	.333	0-3	.000	8-12	.667	3-2-5	3	4	0	0	1	14
GEORGIA STATE	11/29	*	29	7-10	.700	0-3	.000	3-5	.600	1-3-4	3	6	2	0	3	17
at Clemson	12/3	*	19	6-9	.667	2-4	.500	2-3	.667	2-0-2	4	5	2	0	1	16
vs. Gonzaga	12/7		DNP													
COLGATE	12/11		DNP													
LOUISVILLE	12/14	*	32	10-10	1.000	6-6	1.000	7-12	.583	0-3-3	4	6	3	0	0	33
vs. Ohio State	12/21	*	27	1-7	.143	0-3	.000	2-2	1.000	2-1-3	5	5	4	1	2	4
BROWN	12/31	*	25	2-5	.400	0-1	.000	2-2	1.000	2-1-3	2	3	2	0	3	6
FLORIDA*	1/4	*	33	6-9	.667	1-3	.333	6-7	.857	0-2-2	2	8	2	0	3	19
at Georgia*	1/7	*	34	8-14	.571	1-3	.333	3-4	.750	2-2-4	2	3	1	0	4	20
at Mississippi St.*	1/11	*	34	4-12	.333	2-5	.400	0-2	.000	0-1-1	2	8	0	0	1	10
TEXAS A&M*	1/14	*	30	0-3	.000	0-1	.000	6-8	.750	0-2-2	2	7	6	0	3	6
ALABAMA*	1/18	*	32	6-14	.429	2-5	.400	3-3	1.000	1-3-4	2	8	1	2	1	17
at Vanderbilt*	1/25	*	27	2-7	.286	1-2	.500	1-2	.500	0-3-3	5	2	6	1	1	6
at Tennessee*	1/28		DNP													
ARKANSAS*	2/1		DNP													
at Ole Miss*	2/4		DNP													
SOUTH CAROLINA*	2/8	*	23	2-5	.400	0-0	.000	4-5	.800	0-1-1	2	3	3	0	1	8
TENNESSEE*	2/11	*	22	3-6	.500	0-2	.000	0-0	.000	0-3-3	1	4	0	0	3	6
at Texas*	2/15		DNP													
VANDERBILT*	2/19		DNP													
at Alabama*	2/22		DNP													
at Oklahoma*	2/26	*	20	1-2	.500	0-1	.000	5-5	1.000	1-3-4	5	6	3	0	0	7
AUBURN*	3/1	*	32	4-13	.308	0-3	.000	7-8	.875	1-1-2	2	0	5	0	1	15
LSU*	3/4	*	26	2-5	.400	1-2	.500	0-0	.000	2-4-6	1	5	1	0	2	5
at Missouri*	3/8	*	26	3-6	.500	0-0	.000	2-2	1.000	0-0-0	4	2	1	0	0	8
vs. Oklahoma	3/13	*	8	1-2	.500	0-0	.000	0-0	.000	0-1-1	1	3	0	0	0	2
vs. Alabama	3/14		DNP													
vs. Troy	3/21	*	25	0-5	.000	0-3	.000	0-0	.000	1-1-2	2	3	2	1	0	0
vs. Illinois	3/23	*	33	4-5	.800	2-3	.667	4-5	.800	0-2-2	2	5	2	0	3	14
vs. Tennessee	3/28	*	33	7-10	.700	4-5	.800	0-0	.000	1-5-6	2	3	2	0	1	18

Career Statistics																
Year	GP-GS	Min-Avg	FG-FGA	Pct	3FG-FGA	Pct	FT-FTA	Pct	Off-Def-Tot-Avg	PF-FO	Ast	TO	Blk	Stl	Pts	Avg
2020-21	28-2	348-12.4	40-101	.396	9-31	.290	32-48	.667	5-43-48-1.7	49-1	43	35	1	24	121	4.3
2021-22	27-25	685-25.4	70-179	.391	23-70	.329	34-44	.773	11-46-57-2.1	67-1	57	53	4	46	197	7.3
2022-23	39-38	1011-25.9	128-304	.421	40-117	.342	49-67	.731	17-88-105-2.7	106-1	126	79	4	57	345	8.8
2023-24	37-37	1017-27.5	128-304	.421	32-106	.302	57-96	.594	21-74-95-2.6	83-2	112	55	9	56	345	9.3
2024-25	27-27	702-26.0	104-209	.498	27-69	.391	72-98	.735	22-55-77-2.9	68-3	115	54	6	42	307	11.4
TOTAL	158-129	3765-23.8	470-1097	.428	131-393	.333	244-353	.691	76-306-382-2.4	373-8	453	276	24	225	1315	8.3



2024-25 Season/Career Highs*		
Points		
Season	27, at Mississippi St. (1/11/25)	
Career	28, DENVER (12/13/23)	
Rebounds		
Season	8, 2x last TEXAS A&M (1/14/25)	
Career	8, 3x last TEXAS A&M (1/14/25)	
Field Goals		
Season	9, 2x last at Mississippi St. (1/11/25)	
Career	10, DENVER (12/13/23)	
Field Goals Attempted		
Season	17, TEXAS A&M (1/14/25)	
Career	19, DENVER (12/13/23)	
3-Point Field Goals		
Season	7, at Mississippi St. (1/11/25)	
Career	8, DENVER (12/13/23)	
3-Point Field Goals Attempted		
Season	13, TEXAS A&M (1/14/25)	
Career	16, DENVER (12/13/23)	
Free Throws		
Season	5, LIPSCOMB (11/19/24)	
Career	12, UCF (2/13/24)	
Free Throws Attempted		
Season	8, ARKANSAS (2/1/25)	
Career	13, UCF (2/13/24)	
Assists		
Season	5, vs. Gonzaga (12/7/24)	
Career	6, at San Diego (1/7/23)	
Steals		
Season	2, 3x last at Oklahoma (2/26/25)	
Career	4, WYOMING (12/30/23)	
Blocked Shots		
Season	2, 3x last COLGATE (12/11/24)	
Career	3, TEXAS (1/27/24)	
Minutes Played		
Season	36, vs. Gonzaga (12/7/24)	
Career	37, at Loyola Marymount (1/5/23)	
MISCELLANEOUS		
	2024-25	CAREER*
Dunks	5	16
Double-Figure Scoring Games	17	59
Double-Figure Rebounding Games	0	0
Games With Double-Double	0	0
Games Led UK in Scoring	4	20
Games Led UK in Rebounding	0	4
Games Led UK in Assists	2	7
Games Led UK in Steals	5	17
Games Led UK in Blocks	6	23
Games With 3+ Assists	5	22
Games With 3+ Blocks	0	1
Games With 3+ Steals	0	4
Games With 3+ Three-Pointers	9	35
*includes BYU/Arkansas/Texas A&M statistics		

- Julius Erving Award Small Forward of the Year Top 5 Finalist
- Missed the final eight games of the season due to a wrist injury
- Finished the season averaging 13.0 points, 3.5 rebounds and 1.7 assists while shooting .432 from the field and .376 from 3-point range
- Set new career-highs in RPG, APG, FG% and 3FG% this season
- Robinson scored in double-figures in 17 of 24 games, totaled 20+ points four times, and hit three or more 3s on nine occasions
- Robinson played his best basketball in SEC play, where he averaged 14.4 points across 11 games while shooting .462 percent from the field and .457 from 3-point range
- From Jan. 11 - Feb. 4, Robinson hit three or more triples in each of Kentucky's seven games. He hit at least one 3-pointer in his last 21 games of the year
- Had 18 points, with five 3s, two boards, two assists and a steal at Ole Miss
- Tallied 20 points on 6-of-9 shooting, including 4 of 6 from deep, vs. Arkansas
- Made four 3s en route to 17 points in the win at Tennessee
- Poured in 22 points and added a career-high eight rebounds vs. Texas A&M
- Exploded for a season-high 27 points and seven made 3s in road win at Mississippi State. Finished 9 of 12 from the field and 7 of 10 from deep. The seven 3s tied Dontaie Allen for the most ever by a Wildcat against Mississippi State
- Reached 1,000 career points during home win over Florida
- Matched career-high with eight rebounds in win over Louisville, also contributing 12 points
- Scored 15 of his 18 points in the second half and overtime in win over Gonzaga, while shooting 6 of 7 from field during that stretch. He also contributed a season-best five assists
- Poured in a season-high 20 points, highlighted by three 3s in the win over Lipscomb
- Preseason Third Team All-SEC by the media and coaches
- Jersey Mike's Naismith Trophy Men's College Basketball Player of the Year preseason watch list
- Wooden Award preseason watch list
- 2023-24 Big 12 Sixth Man of the Year and All-Big 12 Honorable Mention at BYU
- Was first bench player in BYU program history to lead the team in scoring, averging 14.2 points per game
- Four-star prospect out of high school by 247Sports, ESPN and Rivals

Game-By-Game Statistics																
Opponent	Date	GS	Min	FG-A	Pct.	3FG-A	Pct.	FT-A	Pct.	Off-Def-Tot	PF	Ast	TO	Blk	Stl	Pts
WRIGHT STATE	11/4	*	21	3-6	.500	2-5	.400	0-0	.000	1-4-5	0	3	1	1	0	8
BUCKNELL	11/9	*	24	6-14	.429	2-8	.250	0-1	.000	1-3-4	2	1	0	0	2	14
vs. Duke	11/12	*	27	0-4	.000	0-3	.000	1-3	.333	0-1-1	1	0	1	2	1	1
LIPSCOMB	11/19	*	22	6-10	.600	3-6	.500	5-5	1.000	1-6-7	1	0	0	0	0	20
JACKSON STATE	11/22	*	22	5-13	.385	4-10	.400	0-0	.000	0-1-1	1	1	1	0	1	14
WKU	11/26	*	33	2-9	.222	2-8	.250	2-2	1.000	2-4-6	2	4	1	2	1	8
GEORGIA STATE	11/29	*	27	9-14	.643	1-5	.200	0-0	.000	0-3-3	2	2	2	0	0	19
at Clemson	12/3	*	35	5-13	.385	2-7	.286	0-0	.000	2-2-4	2	0	0	1	0	12
vs. Gonzaga	12/7	*	36	7-15	.467	2-5	.400	2-2	1.000	0-3-3	4	5	0	0	1	18
COLGATE	12/11	*	34	4-14	.286	2-11	.182	1-1	1.000	1-3-4	1	3	2	2	1	11
LOUISVILLE	12/14	*	31	4-11	.364	2-5	.400	2-2	1.000	2-6-8	2	2	4	0	2	12
vs. Ohio State	12/21	*	31	3-11	.273	2-7	.286	2-2	1.000	0-4-4	5	0	0	0	0	10
BROWN	12/31	*	22	3-6	.500	1-4	.250	1-2	.500	0-2-2	1	2	1	0	1	8
FLORIDA*	1/4	*	30	5-12	.417	2-6	.333	2-2	1.000	0-1-1	1	2	0	1	0	14
at Georgia*	1/7	*	27	1-5	.200	1-5	.200	2-2	1.000	0-2-2	4	1	1	0	1	5
at Mississippi St.*	1/11	*	30	9-12	.750	7-10	.700	2-2	1.000	1-2-3	3	2	2	0	0	27
TEXAS A&M*	1/14	*	34	8-17	.471	5-13	.385	1-1	1.000	1-7-8	2	2	0	1	0	22
ALABAMA*	1/18	*	25	4-10	.400	3-7	.429	0-0	.000	1-0-1	4	0	1	0	0	11
at Vanderbilt*	1/25	*	31	4-8	.500	3-5	.600	0-0	.000	0-3-3	0	1	0	0	0	11
at Tennessee*	1/28	*	35	6-16	.375	4-9	.444	1-2	.500	1-3-4	1	1	2	1	0	17
ARKANSAS*	2/1	*	34	6-9	.667	4-6	.667	4-8	.500	0-3-3	0	2	2	0	0	20
at Ole Miss*	2/4	*	30	6-13	.462	5-10	.500	1-1	1.000	0-2-2	4	2	1	0	1	18
SOUTH CAROLINA*	2/8	*	20	2-8	.250	2-5	.200	0-0	.000	1-4-5	0	4	0	0	0	6
TENNESSEE*	2/11			DNP												
at Texas*	2/15			DNP												
VANDERBILT*	2/19			DNP												
at Alabama*	2/22			DNP												
at Oklahoma*	2/26	*	12	3-7	.429	1-5	.200	0-0	.000	0-0-0	2	1	0	0	2	7
AUBURN*	3/1			DNP												
LSU*	3/4			DNP												
at Missouri*	3/8			DNP												
vs. Oklahoma	3/13			DNP												
vs. Alabama	3/14			DNP												
vs. Troy	3/21			DNP												
vs. Illinois	3/23			DNP												
vs. Tennessee	3/28			DNP												

Career Statistics																
Year	GP-GS	Min-Avg	FG-FGA	Pct	3FG-FGA	Pct	FT-FTA	Pct	Off-Def-Tot-Avg	PF-FO	Ast	TO	Blk	Stl	Pts	Avg
2020-21	14-4	135-9.6	11-31	.355	8-28	.286	0-1	.000	4-11-15-1.1	10-0	4	5	1	3	30	2.1
2021-22	16-4	162-10.1	19-50	.380	14-43	.326	3-3	1.000	5-15-20-1.3	11-0	7	6	4	1	55	3.4
2022-23	33-30	928-28.1	102-264	.386	61-178	.343	17-25	.680	12-85-97-2.9	53-1	61	48	17	26	282	8.5
2023-24	33-6	871-26.4	164-385	.426	81-229	.354	59-65	.908	13-70-83-2.5	61-0	44	51	13	24	468	14.2
2024-25	24-24	674-28.1	111-257	.432	62-165	.376	29-38	.763	15-69-84-3.5	45-1	41	22	11	14	313	13.0
TOTAL	120-68	2771-23.1	407-987	.412	226-643	.351	108-132	.818	49-250-299-2.5	180-2	157	132	46	68	1148	9.6





2024-25 Season/Career Highs*		
Points		
Season	23, 2x last vs. Illinois (3/23/25)	
Career	23, 2x last vs. Illinois (3/23/25)	
Rebounds		
Season	7, 3x last at Oklahoma (2/26/25)	
Career	10, at Toledo (3/16/22)	
Field Goals		
Season	10, vs. Illinois (3/23/25)	
Career	10, vs. Illinois (3/23/25)	
Field Goals Attempted		
Season	17, at Alabama (2/22/25)	
Career	17, at Alabama (2/22/25)	
3-Point Field Goals		
Season	7, FLORIDA (1/4/25)	
Career	7, FLORIDA (1/4/25)	
3-Point Field Goals Attempted		
Season	10, at Alabama (2/22/25)	
Career	10, 2x last at Alabama (2/22/25)	
Free Throws		
Season	5, at Tennessee (1/28/25)	
Career	5, 2x last at Tennessee (1/28/25)	
Free Throws Attempted		
Season	7, at Tennessee (1/28/25)	
Career	7, at Tennessee (1/28/25)	
Assists		
Season	6, SOUTH CAROLINA (2/8/25)	
Career	6, SOUTH CAROLINA (2/8/25)	
Steals		
Season	3, at Texas (2/15/25)	
Career	3, 3x last at Texas (2/15/25)	
Blocked Shots		
Season	3, ALABAMA (1/18/25)	
Career	3, ALABAMA (1/18/25)	
Minutes Played		
Season	38, AUBURN (3/1/25)	
Career	45, at Vanderbilt (3/20/22)	
MISCELLANEOUS		
	2024-25	CAREER*
Dunks	12	17
Double-Figure Scoring Games	21	59
Double-Figure Rebounding Games	0	1
Games With Double-Double	0	1
Games Led UK in Scoring	8	14
Games Led UK in Rebounding	1	9
Games Led UK in Assists	2	6
Games Led UK in Steals	4	15
Games Led UK in Blocks	4	12
Games With 3+ Assists	6	17
Games With 3+ Blocks	1	1
Games With 3+ Steals	1	3
Games With 3+ Three-Pointers	16	49
*includes Dayton statistics		

- Has multiple 3s made in 27 games this season
- Became the seventh player in school history with at least 92 made 3s in a single season
- Matched career-high with 23 points on a career-best 10 made field goals in win over Illinois in NCAA Tournament. Also had six rebounds in the game
- Logged 13 points and four assists vs. Troy in the NCAA Tournament
- Had 22 points, including four 3s in the win over Oklahoma in the SEC Tourney
- Pitched in 17 points on 6-of-9 shooting at Mizzou, while hitting three triples
- Scored a team-high 21 points vs. Auburn, connecting on four 3s and playing a season-high 38 minutes
- Led the team with 20 points in road game at Alabama, hitting four 3s
- Scored 11 points, including two late 3s, while adding two steals and a pair of assists in the home upset win over Tennessee
- Had a career-high six assists, along with 10 points, vs. South Carolina
- Was perfect from the field and led UK in scoring with 18 points, while also chipping in three assists, a block and a steal in the win at Tennessee
- Scored a career-high 23 points and made a career-best seven 3s in win over No. 6 Florida en route to SEC Player of the Week honors
- Made his first start of the season vs. Colgate where he eclipsed 1,000 career points behind a game-high 17 points, including draining five 3s
- Had 22 points, including five 3s in the win over Jackson State
- Poured in a team-high 20 points, highlighted by six 3s in the win over Bucknell. He also added six rebounds and a pair of assists
- Connected on all four 3-point attempts to finish with 18 points in season-opening win vs. Wright State. Went 7 of 8 from the field in the game
- Two-time Atlantic 10 Sixth Man of the Year during four years at Dayton (2022 and 2024), just the second player in league history to win the award two times
- Led the nation in 3-point percentage (.498) last season, the highest mark in the NCAA in six seasons
- Made 100 of 201 3s during the 2023-24 seasons, averaging a career-high 11.1 points per game and shooting 51.2% from the field

Game-By-Game Statistics																
Opponent	Date	GS	Min	FG-A	Pct.	3FG-A	Pct.	FT-A	Pct.	Off-Def-Tot	PF	Ast	TO	Blk	Stl	Pts
WRIGHT STATE	11/4		20	7-8	.875	4-4	1.000	0-0	.000	0-2-2	0	2	0	0	0	18
BUCKNELL	11/9		26	7-11	.636	6-8	.750	0-0	.000	1-5-6	1	2	0	0	1	20
vs. Duke	11/12		21	3-5	.600	2-4	.500	0-0	.000	0-5-5	3	2	0	1	0	8
LIPSCOMB	11/19		23	3-6	.500	3-3	1.000	3-3	1.000	0-7-7	0	1	0	0	0	12
JACKSON STATE	11/22		23	8-11	.727	5-8	.625	1-2	.500	1-1-2	1	0	1	1	0	22
WKU	11/26		23	3-7	.429	3-7	.429	0-0	.000	0-3-3	4	0	0	0	1	9
GEORGIA STATE	11/29		22	4-10	.400	2-7	.286	0-0	.000	0-2-2	3	3	1	1	0	10
at Clemson	12/3		17	1-3	.333	1-2	.500	0-0	.000	0-2-2	1	2	1	0	0	3
vs. Gonzaga	12/7		31	2-9	.222	1-6	.167	0-0	.000	0-7-7	4	1	0	0	0	5
COLGATE	12/11	*	33	6-12	.500	5-8	.625	0-0	.000	1-4-5	0	0	1	0	0	17
LOUISVILLE	12/14		26	4-9	.444	2-7	.286	0-0	.000	0-1-1	2	0	0	0	0	10
vs. Ohio State	12.21		27	3-9	.333	2-7	.286	0-0	.000	0-1-1	0	0	1	0	0	8
BROWN	12/31		23	4-9	.444	2-6	.333	3-3	1.000	1-1-2	2	0	0	2	0	13
FLORIDA*	1/4		22	8-11	.727	7-9	.778	0-0	.000	0-1-1	3	0	0	0	0	23
at Georgia*	1/7		27	2-10	.200	2-9	.222	0-0	.000	2-1-3	1	0	0	1	1	6
at Mississippi St.*	1/11		17	1-6	.167	1-5	.200	0-0	.000	1-2-3	0	1	0	0	0	3
TEXAS A&M*	1/14		18	1-5	.200	1-5	.200	2-2	1.000	0-1-1	0	0	0	0	0	5
ALABAMA*	1/18		25	4-7	.571	2-3	.667	0-0	.000	0-2-2	1	0	1	3	1	10
at Vanderbilt*	1/25		22	1-5	.200	1-4	.250	0-0	.000	0-4-4	1	0	0	0	1	3
at Tennessee*	1/28	*	31	5-5	1.000	3-3	1.000	5-7	.714	0-3-3	3	3	1	1	1	18
ARKANSAS*	2/1	*	29	2-8	.250	1-6	.167	0-0	.000	0-4-4	1	1	2	0	0	5
at Ole Miss*	2/4	*	29	4-10	.400	2-6	.333	0-0	.000	0-2-2	0	0	0	0	0	10
SOUTH CAROLINA*	2/8		30	4-8	.500	2-6	.333	0-0	.000	0-5-5	2	6	0	0	1	10
TENNESSEE*	2/11	*	33	4-9	.444	3-6	.500	0-0	.000	0-1-1	0	2	0	0	2	11
at Texas*	2/15	*	35	0-6	.000	0-4	.000	4-4	1.000	1-3-4	3	0	0	0	3	4
VANDERBILT*	2/19	*	31	4-6	.667	3-4	.750	1-1	1.000	0-1-1	1	3	0	0	1	12
at Alabama*	2/22	*	36	7-17	.412	4-10	.400	2-2	1.000	1-0-1	4	2	0	0	1	20
at Oklahoma*	2/26		35	3-10	.300	1-6	.167	2-2	1.000	1-6-7	0	3	1	0	1	9
AUBURN*	3/1	*	38	7-11	.636	4-7	.571	3-3	1.000	0-6-6	1	1	2	0	0	21
LSU*	3/4	*	29	2-7	.286	2-7	.286	0-0	.000	0-1-1	0	1	1	0	0	6
at Missouri*	3/8	*	37	6-9	.667	3-5	.600	2-2	1.000	0-4-4	1	2	0	0	1	17
vs. Oklahoma	3/13	*	37	8-12	.667	4-7	.571	2-2	1.000	0-4-4	1	2	2	0	0	22
vs. Alabama	3/14	*	33	3-10	.300	2-7	.286	0-0	.000	0-3-3	1	2	1	0	0	8
vs. Troy	3/21	*	34	5-9	.556	3-6	.500	0-0	.000	0-2-2	0	4	0	1	0	13
vs. Tennessee	3/28	*	32	1-7	.143	1-4	.250	2-2	1.000	0-2-2	1	1	1	1	0	5

Career Statistics																
Year	GP-GS	Min-Avg	FG-FGA	Pct	3FG-FGA	Pct	FT-FTA	Pct	Off-Def-Tot-Avg	PF-FO	Ast	TO	Blk	Stl	Pts	Avg
2020-21	17-3	239-14.1	16-40	.400	11-31	.355	6-9	.667	2-29-31-1.8	9-0	7	10	3	2	49	2.9
2021-22	35-4	758-21.7	102-234	.436	63-149	.423	18-29	.621	9-94-103-2.9	35-0	27	29	5	14	285	8.1
2022-23	28-10	740-26.4	66-182	.363	50-135	.370	7-7	1.000	7-86-93-3.3	31-0	47	25	7	9	189	6.8
2023-24	33-4	960-29.1	126-246	.512	100-201	.498	14-16	.875	11-113-124-3.8	31-0	39	24	10	18	366	11.1
2024-25	36-16	1010-28.1	147-313	.470	93-214	.435	32-35	.914	10-105-115-3.2	48-0	48	17	12	17	419	11.6
TOTAL	149-37	3711-24.9	457-1015	.450	317-730	.434	77-96	.802	39-427-466-3.1	154-0	168	105	37	60	1308	8.8



5

COLLIN CHANDLER

Fr. | Guard | 6-5 | 187 | Farmington, Utah | Farmington HS



2024-25 SEASON/CAREER HIGHS		
Points		
Season	11, LSU (3/4/25)	
Career	11, LSU (3/4/25)	
Rebounds		
Season	6, VANDERBILT (2/19/25)	
Career	6, VANDERBILT (2/19/25)	
Field Goals		
Season	3, 2x last at Missouri (3/8/25)	
Career	3, 2x last at Missouri (3/8/25)	
Field Goals Attempted		
Season	8, LSU (3/4/25)	
Career	8, LSU (3/4/25)	
3-Point Field Goals		
Season	3, LSU (3/4/25)	
Career	3, LSU (3/4/25)	
3-Point Field Goals Attempted		
Season	6, LSU (3/4/25)	
Career	6, LSU (3/4/25)	
Free Throws		
Season	3, vs. Troy (3/21/25)	
Career	3, vs. Troy (3/21/25)	
Free Throws Attempted		
Season	3, vs. Troy (3/21/25)	
Career	3, vs. Troy (3/21/25)	
Assists		
Season	4, LSU (3/4/25)	
Career	4, LSU (3/4/25)	
Steals		
Season	3, Illinois (3/23/25)	
Career	3, Illinois (3/23/25)	
Blocked Shots		
Season	1, 2x last at Missouri (3/8/25)	
Career	1, 2x last at Missouri (3/8/25)	
Minutes Played		
Season	22, vs. Oklahoma (3/13/25)	
Career	22, vs. Oklahoma (3/13/25)	
MISCELLANEOUS		
	2024-25	CAREER
Dunks	0	0
Double-Figure Scoring Games	1	1
Double-Figure Rebounding Games	0	0
Games With Double-Double	0	0
Games Led UK in Scoring	0	0
Games Led UK in Rebounding	0	0
Games Led UK in Assists	0	0
Games Led UK in Steals	7	7
Games Led UK in Blocks	0	0
Games With 3+ Assists	2	2
Games With 3+ Blocks	0	0
Games With 3+ Steals	1	1
Games With 3+ Three-Pointers	1	1

- Hit two 3s and had three steals in NCAA Tournament victory vs. Illinois
- Contributed nine points, an assist and a steal in the NCAA win over Troy
- Played a season-high 22 minutes in the win over Oklahoma in the SEC Tourney
- Scored eight points while hitting two 3s in road win over Missouri
- Poured in a career-high 11 points and also dished out a career-best four assists in 18 minutes of a win over LSU in the home finale
- Scored five points and generated two steals on the road at Alabama
- Enjoyed a breakout performance with seven points, six rebounds, two assists and two steals in the win over Vanderbilt
- Played 15 minutes at Tennessee. He chipped in with two boards, an assist and a steal
- Dished out a season-best three assists in 16 minutes vs. Brown
- Hit a pair of 3s for career-high six points against Jackson State
- Had five points, including a traditional 3-point play in the win over Lipscomb
- Tallied his first field goals, a 3-pointer and layup, in the win over Bucknell. He also added a pair of steals
- Made collegiate debut in season-opener vs. Wright State playing 15 minutes and recording two points and two assists
- Ranked as the No. 33 overall player in the class of 2023 by 247Sports, the No. 6 combo guard and the No. 1 player in the state of Utah
- Was named the 2022 Utah Gatorade Player of the Year
- Went on a two-year mission trip after high school
- Was initially committed to BYU before flipping his commitment to Kentucky when Mark Pope was hired at UK

Game-By-Game Statistics																
Opponent	Date	GS	Min	FG-A	Pct.	3FG-A	Pct.	FT-A	Pct.	Off-Def-Tot	PF	Ast	TO	Blk	Stl	Pts
WRIGHT STATE	11/4		15	0-1	.000	0-1	.000	2-2	1.000	0-0-0	1	2	0	0	1	2
BUCKNELL	11/9		11	2-3	.667	1-2	.500	0-0	.000	0-2-2	0	0	2	0	2	5
vs. Duke	11/12		2	0-0	.000	0-0	.000	0-0	.000	0-0-0	0	0	0	0	0	0
LIPSCOMB	11/19		16	2-6	.333	0-3	.000	1-1	1.000	0-0-0	0	1	1	0	1	5
JACKSON STATE	11/22		13	2-3	.667	2-3	.667	0-0	.000	0-2-2	1	0	1	1	1	6
WKU	11/26		4	0-1	.000	0-1	.000	0-0	.000	0-0-0	1	0	0	0	1	0
GEORGIA STATE	11/29		5	1-1	1.000	0-0	.000	0-0	.000	0-1-1	2	0	0	0	0	2
at Clemson	12/3				DNP											
vs. Gonzaga	12/7		5	0-1	.000	0-1	.000	0-0	.000	0-0-0	0	0	1	0	0	0
COLGATE	12/11		3	0-1	.000	0-1	.000	0-0	.000	1-1-2	1	0	1	0	0	0
LOUISVILLE	12/14				DNP											
vs. Ohio State	12/21		6	0-0	.000	0-0	.000	0-0	.000	0-0-0	2	1	0	0	1	0
BROWN	12/31		16	0-5	.000	0-3	.000	0-0	.000	1-0-1	2	3	0	0	1	0
FLORIDA*	1/4				DNP											
at Georgia*	1/7		2	0-0	.000	0-0	.000	0-0	.000	0-0-0	0	0	1	0	0	0
at Mississippi St.*	1/11				DNP											
TEXAS A&M*	1/14				DNP											
ALABAMA*	1/18				DNP											
at Vanderbilt*	1/25		3	0-1	.000	0-1	.000	0-0	.000	0-0-0	0	0	1	0	0	0
at Tennessee*	1/28		15	0-1	.000	0-1	.000	0-0	.000	1-1-2	2	1	1	0	1	0
ARKANSAS*	2/1		17	1-3	.333	0-1	.000	0-1	.000	0-0-0	1	0	1	0	0	2
at Ole Miss*	2/3		3	0-1	.000	0-0	.000	0-0	.000	0-0-0	0	0	0	0	0	0
SOUTH CAROLINA*	2/8		2	0-1	.000	0-1	.000	0-0	.000	0-0-0	0	1	0	0	0	0
TENNESSEE*	2/11		3	0-0	.000	0-0	.000	0-0	.000	0-0-0	0	1	0	0	0	0
at Texas*	2/15		4	0-1	.000	0-1	.000	0-0	.000	0-0-0	1	0	1	0	1	0
VANDERBILT*	2/19		15	2-5	.400	1-4	.250	2-2	1.000	1-5-6	3	2	2	0	2	7
at Alabama*	2/22		13	2-3	.667	1-1	1.000	0-0	.000	0-0-0	5	1	2	0	2	5
at Oklahoma*	2/26		7	0-1	.000	0-1	.000	0-0	.000	0-0-0	1	0	0	0	0	0
AUBURN*	3/1		15	1-2	.500	0-0	.000	2-2	1.000	0-2-2	1	0	2	0	1	4
LSU*	3/4		18	3-8	.375	3-6	.500	2-2	1.000	1-3-4	2	4	2	0	0	11
at Missouri*	3/8		16	3-5	.600	2-4	.500	0-0	.000	0-0-0	1	1	0	1	0	8
vs. Oklahoma	3/13		22	1-7	.143	1-4	.250	0-0	.000	0-3-3	3	1	1	0	0	3
vs. Alabama	3/14		17	1-2	.500	1-1	1.000	1-2	.500	0-2-2	3	1	3	0	0	4
vs. Troy	3/21		10	2-4	.500	2-4	.500	3-3	1.000	0-1-1	1	1	1	0	1	9
vs. Illinois	3/23		18	2-4	.500	2-3	.667	0-0	.000	0-1-1	3	0	0	0	3	6
vs. Tennessee	3/28		15	1-1	1.000	1-1	1.000	0-0	.000	0-1-1	1	0	2	0	1	3

Career Statistics																
Year	GP-GS	Min-Avg	FG-FGA	Pct	3FG-FGA	Pct	FT-FTA	Pct	Off-Def-Tot-Avg	PF-FO	Ast	TO	Blk	Stl	Pts	Avg
2024-25	30-0	311-10.4	26-72	.361	17-49	.347	13-15	.867	5-25-30-1.0	38-1	21	26	2	20	82	2.7
TOTAL	30-0	311-10.4	26-72	.361	17-49	.347	13-15	.867	5-25-30-1.0	38-1	21	26	2	20	82	2.7

7

ANDREW CARR

Gr. | Forward | 6-11 | 227 | West Chester, Pa. | Wake Forest



2024-25 SEASON/CAREER HIGHS*		
Points		
Season	20, AUBURN (3/1/25)	
Career	31, GEORGIA (3/24/24)	
Rebounds		
Season	12, at Missouri (3/8/25)	
Career	14, UTAH VALLEY (11/15/22)	
Field Goals		
Season	8, 2x last vs. Alabama (3/14/25)	
Career	11, GEORGIA (3/24/24)	
Field Goals Attempted		
Season	12, vs. Gonzaga (12/7/24)	
Career	19, GEORGIA (3/24/24)	
3-Point Field Goals		
Season	3, at Alabama (2/22/25)	
Career	3, 7x last at Alabama (2/22/25)	
3-Point Field Goals Attempted		
Season	5, 3x last vs. Oklahoma (3/13/25)	
Career	7, 3x last LOUISVILLE (1/20/24)	
Free Throws		
Season	7, vs. Ohio State (12/21/24)	
Career	10, ELON (11/6/23)	
Free Throws Attempted		
Season	9, vs. Ohio State (12/21/24)	
Career	11, ELON (11/6/23)	
Assists		
Season	5, 2x last FLORIDA (1/4/25)	
Career	6, at James Madison (1/29/22)	
Steals		
Season	3, 2x last vs. Illinois (3/23/25)	
Career	4, 3x last JAMES MADISON (2/14/22)	
Blocked Shots		
Season	3, vs. Troy (3/21/25)	
Career	4, 2x last ELON (11/6/23)	
Minutes Played		
Season	34, at Missouri (3/8/25)	
Career	43, vs. LSU (11/19/23)	
MISCELLANEOUS		
	2024-25	CAREER*
Dunks	19	107
Double-Figure		
Scoring Games	21	89
Double-Figure		
Rebounding Games	3	18
Games With		
Double-Double	3	14
Games Led UK		
in Scoring	5	17
Games Led UK		
in Rebounding	7	44
Games Led UK		
in Assists	1	9
Games Led UK		
in Steals	4	23
Games Led UK		
in Blocks	10	69
Games With		
3+ Assists	12	30
Games With		
3+ Blocks	1	20
Games With		
3+ Steals	2	9
Games With		
3+ Three-Pointers	1	7
*includes Wake Forest/Delaware statistics		

- SEC Community Service Team honoree
- Grabbed six rebounds and had three steals in NCAA Tournament win vs. Illinois
- Notched 13 points, three assists and three blocks vs. Troy in the NCAA Tournament
- Led team with 18 points in just 19 minutes in SEC Tournament quarterfinal against Alabama. Also had a team-high two steals
- Chipped in 11 points and a team-high seven boards in win over Oklahoma in the SEC Tournament
- Posted third double-double of the season, and first in SEC play, with 16 points and a season-high 12 rebounds at Missouri. Also led team in assists (3) and blocks (2)
- Totaled a season-high 20 points vs. No. 1 Auburn on 7-of-11 shooting
- Finished with 17 points, six rebounds, two assists and two steals at Alabama while sinking a season-best three 3-pointers
- Had 11 points on 62.5% shooting from the floor in the win over Vanderbilt
- Scored 10 points, while adding four boards and three assists at Ole Miss
- Tallied 13 points and six boards on the road vs. Mississippi State
- Enjoyed an all-around game with 14 points, five boards, three steals and a pair of assists vs. Brown
- Scored 10 points, secured nine rebounds and dished out four assists vs. Louisville, while also blocking two shots
- Registered second double-double of the season with 11 points and 10 rebounds against Colgate
- Logged a team-high and season-best 19 points on 8-of-12 shooting in win vs. No. 7 Gonzaga and added seven boards and three assists . He played the final 9:55 of game time with four fouls
- Recorded his first double-double of the season with 18 points and 10 rebounds, both team highs, in win over WKU
- Was instrumental in upset win over No. 6 Duke at the Champions Classic, leading the team with 17 points while also grabbing six rebounds and posting three assists. He was tabbed the SEC Player of the Week for his efforts
- 2024-25 SEC Men's Basketball Community Service Team
- Started all 68 games during his time with the Demon Deacons, averging 12.1 points per game across two seasons
- CAA All-Tournament Team in 2022 with Delaware, helping the Blue Hens secure a bid to the NCAA Tournament
- Father, Phillip, played basketball at Delaware

Game-By-Game Statistics																
Opponent	Date	GS	Min	FG-A	Pct.	3FG-A	Pct.	FT-A	Pct.	Off-Def-Tot	PF	Ast	TO	Blk	Stl	Pts
WRIGHT STATE	11/4	*	21	3-5	.600	1-2	.500	4-4	1.000	0-2-2	1	3	0	0	0	11
BUCKNELL	11/9	*	20	5-6	.833	0-0	.000	1-1	1.000	3-0-3	2	0	3	1	0	11
vs. Duke	11/12	*	30	5-8	.625	2-3	.666	5-6	.833	2-4-6	2	3	2	1	0	17
LIPSCOMB	11/19	*	25	1-5	.200	0-1	.000	0-0	.000	1-4-5	0	1	0	0	0	2
JACKSON STATE	11/22	*	24	3-4	.750	0-1	.000	0-0	.000	1-5-6	2	5	0	0	2	6
WKU	11/26	*	30	6-8	.750	0-1	.000	6-8	.750	3-7-10	1	3	0	1	0	18
GEORGIA STATE	11/29	*	32	4-7	.571	1-2	.500	1-1	1.000	3-5-8	1	3	1	1	2	10
at Clemson	12/3	*	24	1-7	.143	1-3	.333	2-4	.500	3-2-5	3	2	2	2	0	5
vs. Gonzaga	12/7	*	33	8-12	.667	0-1	.000	3-5	.600	2-5-7	4	3	1	1	0	19
COLGATE	12/11	*	28	4-8	.500	0-0	.000	3-3	1.000	4-6-10	0	3	0	1	2	11
LOUISVILLE	12/14	*	30	4-7	.571	0-0	.000	2-2	1.000	2-7-9	2	4	0	2	1	10
vs. Ohio State	12/21	*	33	3-9	.333	0-4	.000	7-9	.778	2-2-4	2	2	1	1	0	13
BROWN	12/31	*	21	4-6	.667	1-2	.500	5-6	.833	1-4-5	1	2	1	0	3	14
FLORIDA*	1/4	*	29	4-8	.500	2-5	.400	4-7	.571	2-2-4	3	5	0	0	0	14
at Georgia*	1/7	*	24	2-7	.286	0-2	.000	2-2	1.000	2-3-5	4	0	1	0	0	6
at Mississippi St.*	1/11	*	21	5-8	.625	1-2	.500	2-2	1.000	2-4-6	2	1	1	0	0	13
TEXAS A&M*	1/14	*	25	6-9	.667	0-2	.000	1-1	1.000	3-1-4	3	1	1	0	0	13
ALABAMA*	1/18	*	18	1-4	.250	0-1	.000	2-2	1.000	0-1-1	4	1	0	0	1	4
at Vanderbilt*	1/25		DNP													
at Tennessee*	1/28		1	0-0	.000	0-0	.000	0-0	.000	0-0-0	0	0	1	0	0	0
ARKANSAS*	2/1		15	1-4	.250	1-2	.500	0-0	.000	0-4-4	3	1	1	1	0	3
at Ole Miss*	2/4		23	3-3	1.000	0-0	.000	4-6	.667	1-3-4	2	3	0	0	0	10
SOUTH CAROLINA*	2/8		14	3-5	.600	1-1	1.000	2-2	1.000	1-2-3	4	0	0	1	0	9
TENNESSEE*	2/11		19	0-3	.000	0-2	.000	2-2	1.000	0-2-2	0	0	2	0	0	2
at Texas*	2/15		16	2-5	.400	0-2	.000	2-2	1.000	0-1-1	5	0	2	0	1	6
VANDERBILT*	2/19	*	21	5-8	.625	1-3	.333	0-0	.000	0-2-2	1	1	2	1	1	11
at Alabama*	2/22	*	29	6-9	.667	3-5	.600	2-2	1.000	1-5-6	2	2	2	1	2	17
at Oklahoma*	2/26	*	19	2-3	.667	1-1	1.000	2-4	.500	0-3-3	2	0	1	0	1	7
AUBURN*	3/1	*	28	7-11	.636	0-2	.000	6-8	.750	1-1-2	1	1	0	0	1	20
LSU*	3/4	*	21	3-7	.429	1-4	.250	1-1	1.000	1-5-6	0	0	0	1	1	8
at Missouri*	3/8	*	34	5-8	.625	2-3	.667	4-6	.667	5-7-12	3	3	1	2	1	16
vs. Oklahoma	3/13	*	28	4-9	.444	1-5	.200	2-5	.400	0-7-7	0	1	1	2	1	11
vs. Alabama	3/14	*	19	8-10	.800	1-2	.500	1-2	.500	0-2-2	3	1	1	1	2	18
vs. Troy	3/21	*	30	5-7	.714	2-3	.667	1-1	1.000	0-2-2	3	3	1	3	0	13
vs. Illinois	3/23	*	32	2-8	.250	0-1	.000	0-1	.000	3-3-6	3	2	1	0	3	4
vs. Tennessee	3/28	*	20	4-9	.444	0-3	.000	1-2	.500	0-1-1	2	0	0	0	0	9

Career Statistics																
Year	GP-GS	Min-Avg	FG-FGA	Pct	3FG-FGA	Pct	FT-FTA	Pct	Off-Def-Tot-Avg	PF-FO	Ast	TO	Blk	Stl	Pts	Avg
2020-21	15-10	379-25.3	44-98	.449	8-28	.286	27-33	.818	18-36-54-3.6	39-1	27	23	13	6	123	8.2
2021-22	34-34	966-28.4	127-225	.564	17-42	.405	69-105	.657	59-115-174-5.1	94-5	43	56	37	29	340	10.0
2022-23	33-33	1039-31.5	134-274	.489	33-106	.311	51-66	.773	57-140-197-6.0	82-3	38	48	31	32	352	10.7
2023-24	35-35	1140-32.6	164-312	.526	36-97	.371	107-137	.781	64-175-239-6.8	91-3	51	43	52	16	471	13.5
2024-25	35-29	840-24.0	129-237	.544	23-71	.324	80-107	.748	49-114-163-4.7	71-1	60	30	24	24	361	10.3
TOTAL	152-141	4355-28.7	598-1146	.522	117-344	.340	334-448	.746	247-580-827-5.4	377-13	219	200	157	107	1647	10.8



2024-25 Season/Career Highs		
Points		
Season	11, TENNESSEE (2/11/25)	
Career	11, TENNESSEE (2/11/25)	
Rebounds		
Season	6, 2x last vs. Oklahoma (3/13/25)	
Career	6, 2x last vs. Oklahoma (3/13/25)	
Field Goals		
Season	3, TENNESSEE (2/11/25)	
Career	3, TENNESSEE (2/11/25)	
Field Goals Attempted		
Season	7, vs. Alabama (3/14/25)	
Career	7, vs. Alabama (3/14/25)	
3-Point Field Goals		
Season	3, TENNESSEE (2/11/25)	
Career	3, TENNESSEE (2/11/25)	
3-Point Field Goals Attempted		
Season	4, 3x last vs. Alabama (3/14/25)	
Career	4, 3x last vs. Alabama (3/14/25)	
Free Throws		
Season	2, 3x last vs. Illinois (3/23/25)	
Career	2, 3x last vs. Illinois (3/23/25)	
Free Throws Attempted		
Season	3, vs. Illinois (3/23/25)	
Career	3, vs. Illinois (3/23/25)	
Assists		
Season	2, vs. Alabama (3/14/25)	
Career	2, vs. Alabama (3/14/25)	
Steals		
Season	1, 3x last vs. Alabama (3/14/25)	
Career	1, 3x last vs. Alabama (3/14/25)	
Blocked Shots		
Season	1, JACKSON STATE (11/22/24)	
Career	1, JACKSON STATE (11/22/24)	
Minutes Played		
Season	23, at Alabama (2/22/25)	
Career	23, at Alabama (2/22/25)	
MISCELLANEOUS		
	2024-25	CAREER
Dunks	0	0
Double-Figure Scoring Games	1	1
Double-Figure Rebounding Games	0	0
Games With Double-Double	0	0
Games Led UK in Scoring	0	0
Games Led UK in Rebounding	0	0
Games Led UK in Assists	0	0
Games Led UK in Steals	1	1
Games Led UK in Blocks	0	0
Games With 3+ Assists	0	0
Games With 3+ Blocks	0	0
Games With 3+ Steals	0	0
Games With 3+ Three-Pointers	1	1

- Scored four points in eight minutes in Round of 32 vs. Illinois
- Drained a 3-pointer to spark a first-half run in the win over Troy in the NCAA Tournament
- Scored four points and added two boards and season-high two assists in SEC Tournament quarterfinal against Alabama
- Snared a season-high-tying six boards and added four points vs. Oklahoma in the SEC Tournament
- Had seven points and a career-high six rebounds at Texas
- Sunk three 3s en route to a career-best 11 points, while adding a pair of rebounds in a season-high 19 minutes at home vs. Tennessee
- Totaled five points and a career-high five rebounds vs. South Carolina
- Scored five points and snared a rebound in the upset win at Tennessee
- Played 12 minutes at Vanderbilt and collected four rebounds, including three on the offensive glass
- Drained a pair of 3s in the win over Brown
- Provided a spark in the second half with a 3-pointer and a rebound in the win over Colgate. He finished the game with a plus-10 plus/minus impact
- Hit first basket of college career on a made 3-pointer against Jackson State
- Made collegiate debut in opening night win vs. Wright State
- Errupted for 12 points -- all off of 3-pointers -- in the second half of UK's exhibition win over Kentucky Wesleyan
- Played high school basketball at Harlan County, where he became the fifth all-time leading scorer in Kentucky high school basketball state history with 3,707 points
- Led Harlan County to state-runner up finish as a senior, scoring 32.3 points per game during the state tournament and hitting a Sweet 16 record 19 3-pointers
- Grandfather, Charles Bryant, played football at Kentucky from 1961-63

Game-By-Game Statistics																
Opponent	Date	GS	Min	FG-A	Pct.	3FG-A	Pct.	FT-A	Pct.	Off-Def-Tot	PF	Ast	TO	Blk	Stl	Pts
WRIGHT STATE	11/4	4		0-1	.000	0-1	.000	0-0	.000	0-1-1	1	0	0	0	0	0
BUCKNELL	11/9	4		0-1	.000	0-1	.000	0-0	.000	0-1-1	1	0	1	0	1	0
vs. Duke	11/12		DNP													
LIPSCOMB	11/19	7		0-1	.000	0-1	.000	0-0	.000	0-0-0	0	0	1	0	0	0
JACKSON STATE	11/22	3		1-1	1.000	1-1	1.000	0-0	.000	0-0-0	0	0	0	1	0	3
WKU	11/26		DNP													
GEORGIA STATE	11/29	2		0-0	.000	0-0	.000	0-0	.000	0-0-0	0	0	0	0	0	0
at Clemson	12/3		DNP													
vs. Gonzaga	12/7		DNP													
COLGATE	12/11	11		1-2	.500	1-2	.500	0-0	.000	0-1-1	0	1	0	0	0	3
LOUISVILLE	12/14		DNP													
vs. Ohio State	12/21		DNP													
BROWN	12/31	4		2-2	1.000	2-2	1.000	0-0	.000	0-0-0	1	0	0	0	0	6
FLORIDA*	1/4		DNP													
at Georgia*	1/7		DNP													
at Mississippi St.*	1/11		DNP													
TEXAS A&M*	1/14		DNP													
ALABAMA*	1/18		DNP													
at Vanderbilt*	1/25	12		1-2	.500	0-1	.000	0-0	.000	3-1-4	2	0	0	0	1	2
at Tennessee*	1/28	9		2-2	1.000	1-1	1.000	0-0	.000	0-1-1	2	0	0	0	0	5
ARKANSAS*	2/1		DNP													
at Ole Miss*	2/4	13		0-0	.000	0-0	.000	0-0	.000	0-0-0	0	0	0	0	0	0
SOUTH CAROLINA*	2/8	13		2-5	.400	1-3	.333	0-0	.000	2-3-5	2	1	1	0	0	5
TENNESSEE*	2/11	19		3-4	.750	3-4	.750	2-2	1.000	0-2-2	1	1	0	0	0	11
at Texas*	2/15	21		2-4	.500	1-2	.500	2-2	1.000	4-2-6	4	1	1	0	0	7
VANDERBILT*	2/19	16		0-4	.000	0-4	.000	0-0	.000	0-3-3	2	0	1	0	0	0
at Alabama*	2/22	23		1-4	.250	0-2	.000	0-1	.000	0-3-3	3	0	0	0	0	2
at Oklahoma*	2/26	14		0-0	.000	0-0	.000	0-0	.000	1-2-3	0	1	1	0	0	0
AUBURN*	3/1	8		0-1	.000	0-1	.000	0-0	.000	3-0-3	1	0	0	0	0	0
LSU*	3/4	13		1-2	.500	0-1	.000	0-0	.000	1-1-2	1	1	0	0	0	2
at Missouri*	3/8	10		1-2	.500	1-2	.500	0-0	.000	0-2-2	0	1	1	0	0	3
vs. Oklahoma	3/13	15		2-3	.667	0-1	.000	0-0	.000	2-4-6	1	1	1	0	0	4
vs. Alabama	3/14	19		2-7	.286	0-4	.000	0-0	.000	1-1-2	1	2	1	0	1	4
vs. Troy	3/21	8		1-2	.500	1-2	.500	0-0	.000	0-1-1	3	0	0	0	0	3
vs. Illinois	3/23	8		1-1	1.000	0-0	.000	2-3	.667	0-0-0	0	0	0	0	0	4
vs. Tennessee	3/28	12		0-0	.000	0-0	.000	0-0	.000	0-0-0	1	0	0	0	0	0

Career Statistics																
Year	GP-GS	Min-Avg	FG-FGA	Pct	3FG-FGA	Pct	FT-FTA	Pct	Off-Def-Tot-Avg	PF-FO	Ast	TO	Blk	Stl	Pts	Avg
2024-25	24-0	267-11.1	23-51	.451	12-36	.333	6-8	.750	17-29-46-1.9	27-0	10	9	1	3	64	2.7
TOTAL	24-0	267-11.1	23-51	.451	12-36	.333	6-8	.750	17-29-46-1.9	27-0	10	9	1	3	64	2.7



10

BRANDON GARRISON

So. | Center | 6-10 | 245 | Oklahoma City | Oklahoma State



2024-25 SEASON/CAREER HIGHS*		
Points		
Season	15, 2x last LSU (3/4/25)	
Career	21, BYU (2/17/24)	
Rebounds		
Season	9, vs. Gonzaga (12/7/24)	
Career	10, 2x last S. CAROLINA ST. (12/31/23)	
Field Goals		
Season	7, SOUTH CAROLINA (2/8/25)	
Career	7, 3x last SOUTH CAROLINA (2/8/25)	
Field Goals Attempted		
Season	12, LSU (3/4/25)	
Career	12, LSU (3/4/25)	
3-Point Field Goals		
Season	2, 2x last LSU (3/4/25)	
Career	2, 2x last LSU (3/4/25)	
3-Point Field Goals Attempted		
Season	5, LSU (3/4/25)	
Career	5, LSU (3/4/25)	
Free Throws		
Season	3, LOUISVILLE (12/14/24)	
Career	8, WEST VIRGINIA (1/27/24)	
Free Throws Attempted		
Season	4, 3x last at Alabama (2/22/25)	
Career	12, BYU (2/17/24)	
Assists		
Season	6, JACKSON STATE (11/22/24)	
Career	6, 2x last JACKSON ST. (11/22/24)	
Steals		
Season	3, 3x last LSU (3/4/25)	
Career	4, WEST VIRGINIA (1/27/24)	
Blocked Shots		
Season	3, JACKSON STATE (11/22/24)	
Career	6, HOUSTON CHRISTIAN (11/24/23)	
Minutes Played		
Season	27, 2x last at Oklahoma (2/26/25)	
Career	38, BAYLOR (1/6/24)	
MISCELLANEOUS		
	2024-25	CAREER*
Dunks	22	44
Double-Figure		
Scoring Games	7	17
Double-Figure		
Rebounding Games	0	2
Games With		
Double-Double	0	1
Games Led UK		
in Scoring	0	2
Games Led UK		
in Rebounding	3	15
Games Led UK		
in Assists	2	5
Games Led UK		
in Steals	7	16
Games Led UK		
in Blocks	7	26
Games With		
3+ Assists	9	14
Games With		
3+ Blocks	1	9
Games With		
3+ Steals	3	4
Games With		
3+ Three-Pointers	0	0
*includes Oklahoma State statistics		

- Had 13 points, six boards, two assists and two steals in win over Troy
- Logged five points, three boards and two steals vs. Oklahoma in SEC Tourney
- Matched a season-high with 15 points, while adding three steals in a win over LSU at home
- Had 12 points, four rebounds, three steals, two blocks and a pair of 3s in the win at Oklahoma
- Tallied a season-high 15 points on 7-of-8 shooting vs. South Carolina
- Scored 11 points on 5-of-7 shooting at home vs. Alabama, also adding five assists, his third game with at least five helpers this season
- Tallied a season-high 13 points, while chipping in five rebounds, two steals and two blocks at Georgia
- Had five points and team highs in rebounds (5) and assists (4) vs. Brown
- Set new season highs in both points (10) and rebounds (9) in win vs. Gonzaga. Also hit first career 3-pointer in the contest
- Played 23 minutes vs. Jackson State finishing with eight boards, six points, six assists, three blocks and three steals. His six assists tied a career-high
- Tallied eight points, all in the second half, in comeback win over No. 6 Duke in the Champions Classic
- Scored six points and dished out a team-high-tying five assists vs. Wright State, while also snatching four boards and two steals
- Spent his freshman season at Oklahoma State, starting the final 29 games of the season and averaging 7.5 points to go with 5.3 rebounds
- Increased his production during conference play, averaging 9.9 points in Big 12 action, including three 20-point outings
- 2023 McDonald's High School All-American
- Ranked as high as No. 30 by Rivals as a high school prospect and was also inside the top 50 in rankings by 247Sports, ESPN and On3
- 2023 Gatorade and MaxPreps Player of the Year in the state of Oklahoma

Game-By-Game Statistics																
Opponent	Date	GS	Min	FG-A	Pct.	3FG-A	Pct.	FT-A	Pct.	Off-Def-Tot	PF	Ast	TO	Blk	Stl	Pts
WRIGHT STATE	11/4		19	2-6	.333	0-0	.000	2-2	1.000	2-2-4	4	5	0	0	2	6
BUCKNELL	11/9		19	2-6	.333	0-1	.000	2-2	1.000	3-2-5	1	3	0	1	0	6
vs. Duke	11/12		18	4-5	.800	0-0	.000	0-0	.000	1-3-4	3	2	1	1	1	8
LIPSCOMB	11/19		20	4-7	.571	0-1	.000	0-0	.000	2-3-5	3	1	1	2	0	8
JACKSON STATE	11/22		23	3-7	.429	0-2	.000	0-0	.000	1-7-8	1	6	2	3	3	6
WKU	11/26		12	2-4	.500	0-1	.000	0-2	.000	0-5-5	2	1	1	0	1	4
GEORGIA STATE	11/29		DNP													
at Clemson	12/3		12	1-2	.500	0-0	.000	0-0	.000	1-1-2	2	0	2	0	0	2
vs. Gonzaga	12/7		17	4-7	.571	1-2	.500	1-1	1.000	3-6-9	2	1	3	1	0	10
COLGATE	12/11		18	2-6	.333	0-0	.000	0-2	.000	1-4-5	2	2	0	0	2	4
LOUISVILLE	12/14		24	1-2	.500	0-0	.000	3-4	.750	1-3-4	3	4	3	0	0	5
vs. Ohio State	12/21		17	1-2	.500	0-0	.000	0-0	.000	3-2-5	0	1	1	0	1	2
BROWN	12/31		21	2-4	.500	1-2	.500	0-0	.000	1-4-5	2	4	0	0	0	5
FLORIDA*	1/4		16	1-2	.500	0-0	.000	0-1	.000	0-3-3	5	3	1	0	0	2
at Georgia*	1/7		27	5-8	.625	1-1	1.000	2-2	1.000	2-3-5	2	2	4	2	2	13
at Mississippi St.*	1/11		10	1-2	.500	1-1	1.000	0-2	.000	2-1-3	2	1	0	0	0	3
TEXAS A&M*	1/14		17	1-2	.500	0-1	.000	2-4	.500	0-1-1	4	1	1	1	1	4
ALABAMA*	1/18		19	5-7	.714	1-3	.333	0-0	.000	0-1-1	0	5	0	0	0	11
at Vanderbilt*	1/25		18	4-7	.571	0-1	.000	0-0	.000	1-4-5	1	0	4	1	0	8
at Tennessee*	1/28		16	1-2	.500	0-1	.000	0-0	.000	1-1-2	1	1	0	0	0	2
ARKANSAS*	2/1		14	1-4	.250	0-1	.000	0-0	.000	2-1-3	1	2	1	0	1	2
at Ole Miss*	2/4		14	2-5	.400	0-0	.000	1-2	.500	1-4-5	1	3	0	0	0	5
SOUTH CAROLINA*	2/8		21	7-8	.875	1-2	.500	0-0	.000	0-1-1	2	1	0	2	0	15
TENNESSEE*	2/11		18	2-5	.400	1-3	.333	0-0	.000	0-5-5	2	1	2	1	0	5
at Texas*	2/15		14	3-5	.600	0-0	.000	0-0	.000	1-3-4	1	2	2	0	0	6
VANDERBILT*	2/19		15	0-2	.000	0-1	.000	0-0	.000	0-1-1	1	2	1	1	0	0
at Alabama*	2/22		13	3-5	.600	0-0	.000	2-4	.500	1-3-4	1	0	2	0	1	8
at Oklahoma*	2/26		27	5-8	.625	2-3	.667	0-1	.000	1-3-4	1	0	1	2	3	12
AUBURN*	3/1		13	0-1	.000	0-1	.000	1-2	.500	0-0-0	3	0	1	1	1	1
LSU*	3/4		21	6-12	.500	2-5	.400	1-1	1.000	0-2-2	2	4	1	1	3	15
at Missouri*	3/8		10	0-2	.000	0-1	.000	0-1	.000	1-3-4	4	0	1	0	0	0
vs. Oklahoma	3/13		20	2-4	.500	0-1	.000	1-1	1.000	1-2-3	3	1	1	0	2	5
vs. Alabama	3/14		16	0-1	.000	0-0	.000	1-2	.500	0-2-2	2	1	1	0	1	1
vs. Troy	3/21		16	5-7	.714	1-3	.333	2-3	.667	1-5-6	1	2	1	0	2	13
vs. Illinois	3/23		14	2-8	.250	0-2	.000	1-3	.333	3-1-4	4	2	1	0	2	2
vs. Tennessee	3/28		18	1-2	.500	0-0	.000	1-1	1.000	1-0-1	2	1	1	0	1	3

Career Statistics																
Year	GP-GS	Min-Avg	FG-FGA	Pct	3FG-FGA	Pct	FT-FTA	Pct	Off-Def-Tot-Avg	PF-FO	Ast	TO	Blk	Stl	Pts	Avg
2023-24	32-29	727-22.7	91-159	.572	0-0	.000	59-91	.648	43-125-168-5.3	89-3	47	53	47	26	241	7.5
2024-25	35-0	604-17.3	85-167	.509	12-40	.300	23-43	.535	40-95-135-3.9	71-1	65	41	20	30	205	5.9
TOTAL	67-29	1331-19.9	176-326	.540	12-40	.300	82-134	.612	83-221-304-4.5	160-4	112	94	67	56	446	6.7

11

TRAVIS PERRY

Fr. | Guard | 6-1 | 178 | Eddyville, Ky. | Lyon County HS



2024-25 Season/Career Highs		
Points		
Season	12, at Alabama (2/22/25)	
Career	12, at Alabama (2/22/25)	
Rebounds		
Season	4, vs. Alabama (3/14/25)	
Career	4, vs. Alabama (3/14/25)	
Field Goals		
Season	4, at Alabama (2/22/25)	
Career	4, at Alabama (2/22/25)	
Field Goals Attempted		
Season	11, at Alabama (2/22/25)	
Career	11, at Alabama (2/22/25)	
3-Point Field Goals		
Season	2, 4x last VANDERBILT (2/19/25)	
Career	2, 4x last VANDERBILT (2/19/25)	
3-Point Field Goals Attempted		
Season	7, at Alabama (2/22/25)	
Career	7, at Alabama (2/22/25)	
Free Throws		
Season	6, vs. Alabama (3/14/25)	
Career	6, vs. Alabama (3/14/25)	
Free Throws Attempted		
Season	8, vs. Alabama (3/14/25)	
Career	8, vs. Alabama (3/14/25)	
Assists		
Season	3, at Texas (2/15/25)	
Career	3, at Texas (2/15/25)	
Steals		
Season	4, at Alabama (2/22/25)	
Career	4, at Alabama (2/22/25)	
Blocked Shots		
Season	1, at Ole Miss (2/4/25)	
Career	1, at Ole Miss (2/4/25)	
Minutes Played		
Season	30, vs. Alabama (3/14/25)	
Career	30, vs. Alabama (3/14/25)	
MISCELLANEOUS		
	2024-25	CAREER
Dunks	0	0
Double-Figure Scoring Games	2	2
Double-Figure Rebounding Games	0	0
Games With Double-Double	0	0
Games Led UK in Scoring	0	0
Games Led UK in Rebounding	0	0
Games Led UK in Assists	1	1
Games Led UK in Steals	1	1
Games Led UK in Blocks	1	1
Games With 3+ Assists	1	1
Games With 3+ Blocks	0	0
Games With 3+ Steals	1	1
Games With 3+ Three-Pointers	0	0

- Made a 3-pointer in nine of his last 14 games played
- Got the start in the SEC tournament quarterfinal against Alabama, scoring 11 points while adding a career-high four rebounds in 30 minutes of action
- Had five points at Oklahoma
- Scored a career-high 12 points on the road at Alabama, while also notching a game-high four steals
- Made first-career start at Texas, finishing with six points and a season-best three assists
- Posted a season-high eight points in the home upset of Tennessee
- Scored five points and had two rebounds, two assists and a block at Ole Miss
- Had career-best two assists vs. Alabama
- Drained a pair of 3s in the second half in the win over No. 11 Texas A&M
- Hit a 3-pointer and was plus-8 in seven minutes in home win vs. No. 6 Florida
- Set new career high with five points against Jackson State, including his first made 3-pointer
- Scored his first points in the win over Lipscomb
- Made first college appearance vs. Wright State, playing the final 3:30 of the contest and grabbing two rebounds
- All-time leading scorer in Kentucky high school basketball history with 5,481 points while playing for Lyon County
- Won state championship with Lyon Country his senior year and was named Sweet 16 MVP
- 2024 Mr. Kentucky Basketball and two-time Gatorade State Player of the Year
- Four-star prospect ranked as high as No. 75 by Rivals and No. 77 by ESPN and 247Sports

Game-By-Game Statistics																
Opponent	Date	GS	Min	FG-A	Pct.	3FG-A	Pct.	FT-A	Pct.	Off-Def-Tot	PF	Ast	TO	Blk	Stl	Pts
WRIGHT STATE	11/4		4	0-2	.000	0-1	.000	0-0	.000	1-1-2	0	0	0	0	0	0
BUCKNELL	11/9		3	0-0	.000	0-0	.000	0-0	.000	0-0-0	0	1	0	0	1	0
vs. Duke	11/12		DNP													
LIPSCOMB	11/19		7	1-3	.333	0-1	.000	0-0	.000	0-0-0	2	0	1	0	0	2
JACKSON STATE	11/22		6	1-2	.500	1-1	1.000	2-2	1.000	0-1-1	0	0	0	0	0	5
WKU	11/26		DNP													
GEORGIA STATE	11/29		2	0-0	.000	0-0	.000	0-0	.000	0-0-0	0	0	0	0	0	0
at Clemson	12/3		DNP													
vs. Gonzaga	12/7		3	0-1	.000	0-1	.000	0-0	.000	0-0-0	0	0	0	0	0	0
COLGATE	12/11		9	0-4	.000	0-3	.000	0-0	.000	1-0-1	1	0	0	0	0	0
LOUISVILLE	12/14		7	0-0	.000	0-0	.000	0-0	.000	1-0-1	0	0	1	0	0	0
vs. Ohio State	12/21		3	0-0	.000	0-0	.000	0-0	.000	0-0-0	0	0	0	0	0	0
BROWN	12/31		14	1-2	.500	1-1	1.000	1-2	.500	1-1-2	2	0	0	0	1	4
FLORIDA*	1/4		7	1-2	.500	1-2	.500	0-0	.000	0-0-0	1	1	0	0	0	3
at Georgia*	1/7		6	1-1	1.000	0-0	.000	0-0	.000	0-1-1	1	0	0	0	0	2
at Mississippi St.*	1/11		6	1-1	1.000	1-1	1.000	0-0	.000	1-0-1	3	0	0	0	0	3
TEXAS A&M*	1/14		10	2-4	.500	2-4	.500	0-0	.000	0-0-0	2	0	2	0	1	6
ALABAMA*	1/18		7	0-2	.000	0-2	.000	0-0	.000	0-1-1	0	2	1	0	0	0
at Vanderbilt*	1/25		7	0-1	.000	0-1	.000	0-0	.000	0-4-4	0	1	0	0	0	0
at Tennessee*	1/28		5	0-1	.000	0-1	.000	0-0	.000	0-0-0	2	0	0	0	0	0
ARKANSAS*	2/1		8	1-2	.500	1-1	1.000	0-0	.000	0-1-1	0	0	2	0	0	3
at Ole Miss*	2/4		14	1-2	.500	1-1	1.000	2-3	.667	0-2-2	2	2	1	1	0	5
SOUTH CAROLINA*	2/8		2	0-1	.000	0-1	.000	0-0	.000	0-1-1	0	0	0	0	0	0
TENNESSEE*	2/11		12	3-4	.750	2-3	.667	0-0	.000	0-0-0	1	0	1	0	0	8
at Texas*	2/15	*	28	2-8	.250	2-5	.400	0-0	.000	1-1-2	3	3	3	0	1	6
VANDERBILT*	2/19	*	26	2-5	.400	2-4	.500	0-0	.000	0-1-1	1	2	3	0	1	6
at Alabama*	2/22	*	28	4-11	.367	1-7	.143	3-3	1.000	1-0-1	1	1	0	0	4	12
at Oklahoma*	2/26		11	1-2	.500	1-2	.500	2-2	1.000	0-0-0	0	0	0	0	0	5
AUBURN*	3/1		7	0-2	.000	0-2	.000	0-0	.000	0-1-1	2	1	1	0	0	0
LSU*	3/4		9	0-2	.000	0-2	.000	0-0	.000	0-2-2	2	1	1	0	1	0
at Missouri	3/8		7	1-3	.333	1-2	.500	0-0	.000	0-1-1	0	1	2	0	1	3
vs. Oklahoma	3/13		6	0-2	.000	0-2	.000	0-0	.000	0-0-0	1	1	0	0	0	0
vs. Alabama	3/14	*	30	2-8	.250	1-3	.333	6-8	.750	1-3-4	2	1	2	0	0	11
vs. Troy	3/21		8	0-2	.000	0-2	.000	0-0	.000	0-0-0	0	0	0	0	0	0
vs. Illinois	3/23		DNP													
vs. Tennessee	3/28		DNP													

Career Statistics																
Year	GP-GS	Min-Avg	FG-FGA	Pct	3FG-FGA	Pct	FT-FTA	Pct	Off-Def-Tot-Avg	PF-FO	Ast	TO	Blk	Stl	Pts	Avg
2024-25	31-4	302-9.7	25-80	.313	18-56	.321	16-20	.800	8-18-26-0.8	29-0	18	21	1	11	84	2.7
TOTAL	31-4	302-9.7	25-80	.313	18-56	.321	16-20	.800	8-18-26-0.8	29-0	18	21	1	11	84	2.7



2024-25 SEASON/CAREER HIGHS		
Points		
Season	-	
Career	-	
Rebounds		
Season	-	
Career	-	
Field Goals		
Season	-	
Career	-	
Field Goals Attempted		
Season	-	
Career	-	
3-Point Field Goals		
Season	-	
Career	-	
3-Point Field Goals Attempted		
Season	-	
Career	-	
Free Throws		
Season	-	
Career	-	
Free Throws Attempted		
Season	-	
Career	-	
Assists		
Season	-	
Career	-	
Steals		
Season	-	
Career	-	
Blocked Shots		
Season	-	
Career	-	
Minutes Played		
Season	1, vs. Troy (3/21/25)	
Career	1, 5x last vs. Troy (3/21/25)	
MISCELLANEOUS		
	2024-25	CAREER
Dunks	0	0
Double-Figure		
Scoring Games	0	0
Double-Figure		
Rebounding Games	0	0
Games With		
Double-Double	0	0
Games Led UK		
in Scoring	0	0
Games Led UK		
in Rebounding	0	0
Games Led UK		
in Assists	0	0
Games Led UK		
in Steals	0	0
Games Led UK		
in Blocks	0	0
Games With		
3+ Assists	0	0
Games With		
3+ Blocks	0	0
Games With		
3+ Steals	0	0
Games With		
3+ Three-Pointers	0	0

- Saw action in the NCAA Tournament vs. Troy
- Made his season debut in the home finale vs. LSU
- Frank G. Ham Society of Character inductee
- One of two returning members from the 2023-24 roster
- Appeared in four games as a sophomore last season seeing action against Marshall, Louisville, Illinois State and Vanderbilt
- Served as the captain for Sycamore High School his senior year and helped lead the team to the Greater Miami Conference Championship
- Was a summa cum laude graduate and National Merit Scholar Commended, a member of the National Honor Society and the Spanish National Honor Society

Game-By-Game Statistics																
Opponent	Date	GS	Min	FG-A	Pct.	3FG-A	Pct.	FT-A	Pct.	Off-Def-Tot	PF	Ast	TO	Blk	Stl	Pts
WRIGHT STATE	11/4		DNP													
BUCKNELL	11/9		DNP													
vs. Duke	11/12		DNP													
LIPSCOMB	11/19		DNP													
JACKSON STATE	11/22		DNP													
WKU	11/26		DNP													
GEORGIA STATE	11/29		DNP													
at Clemson	12/3		DNP													
vs. Gonzaga	12/9		DNP													
COLGATE	12/11		DNP													
LOUISVILLE	12/14		DNP													
vs. Ohio State	12/21		DNP													
BROWN	12/31		DNP													
FLORIDA*	1/4		DNP													
at Georgia*	1/7		DNP													
at Mississippi St*	1/11		DNP													
TEXAS A&M*	1/14		DNP													
ALABAMA*	1/18		DNP													
at Vanderbilt*	1/25		DNP													
at Tennessee*	1/28		DNP													
ARKANSAS*	2/1		DNP													
at Ole Miss*	2/4		DNP													
SOUTH CAROLINA*	2/8		DNP													
TENNESSEE*	2/11		DNP													
at Texas*	2/15		DNP													
VANDERBILT*	2/19		DNP													
at Alabama*	2/22		DNP													
at Oklahoma*	2/26		DNP													
AUBURN*	3/1		DNP													
LSU*	3/4	0+	0-0	.000	0-0	.000	0-0	.000	0-0-0-0.0	0	0	0	0	0	0	0
at Missouri*	3/8		DNP													
vs. Oklahoma	3/13		DNP													
vs. Alabama	3/14		DNP													
vs. Troy	3/21	1	0-0	.000	0-0	.000	0-0	.000	0-0-0-0.0	0	0	0	0	0	0	0
vs. Illinois	3/23		DNP													
vs. Tennessee	3/28		DNP													

Career Statistics																
Year	GP-GS	Min-Avg	FG-FGA	Pct	3FG-FGA	Pct	FT-FTA	Pct	Off-Def-Tot-Avg	PF-FO	Ast	TO	Blk	Stl	Pts	Avg
2023-24	4-0	3-0.7	0-0	.000	0-0	.000	0-0	.000	0-0-0-0.0	0-0	0	0	0	0	0	0.0
2024-25	2-0	1-0.4	0-0	.000	0-0	.000	0-0	.000	0-0-0-0.0	0-0	0	0	0	0	0	0.0
Career	6-0	4-0.6	0-0	.000	0-0	.000	0-0	.000	0-0-0-0.0	0-0	0	0	0	0	0	0.0



15

ANSLEY ALMONOR

Sr. | Forward | 6-7 | 232 | Spring Valley, N.Y. | Fairleigh Dickinson



2024-25 SEASON/CAREER HIGHS*		
Points		
Season	15, LSU (3/4/25)	
Career	30, at Le Moyne (2/24/24)	
Rebounds		
Season	4, 5x last vs. Alabama (3/14/25)	
Career	10, at Buffalo (11/6/23)	
Field Goals		
Season	6, LSU (3/4/25)	
Career	11, vs. Jacksonville (11/25/23)	
Field Goals Attempted		
Season	8, BUCKNELL (11/9/24)	
Career	20, vs. Jacksonville (11/25/23)	
3-Point Field Goals		
Season	4, 2x last at Tennessee (1/28/25)	
Career	6, 5x last at C. Connecticut (1/25/24)	
3-Point Field Goals Attempted		
Season	7, at Tennessee (1/28/25)	
Career	12, 2x last at C. Connecticut (1/25/24)	
Free Throws		
Season	4, 2x last at Texas (2/15/25)	
Career	9, at Stonehill (1/19/24)	
Free Throws Attempted		
Season	4, 2x last at Texas (2/15/25)	
Career	9, at Stonehill (1/19/24)	
Assists		
Season	3, at Tennessee (1/28/25)	
Career	4, 5x last at Sacred Heart (2/22/24)	
Steals		
Season	2, 2x last at Clemson (12/3/24)	
Career	2, 8x las at Clemson (12/3/24)	
Blocked Shots		
Season	2, BUCKNELL (11/9/24)	
Career	3, 3x last at Long Island (2/15/24)	
Minutes Played		
Season	30, at Tennessee (1/28/25)	
Career	39, at Long Island (2/15/24)	
MISCELLANEOUS		
	2024-25	CAREER*
Dunks	0	6
Double-Figure		
Scoring Games	11	64
Double-Figure		
Rebounding Games	0	1
Games With		
Double-Double	0	0
Games Led UK		
in Scoring	1	27
Games Led UK		
in Rebounding	0	12
Games Led UK		
in Assists	0	8
Games Led UK		
in Steals	1	5
Games Led UK		
in Blocks	1	35
Games With		
3+ Assists	1	16
Games With		
3+ Blocks	0	3
Games With		
3+ Steals	0	0
Games With		
3+ Three-Pointers	6	40
*includes Fairleigh Dickinson statistics		

- Connected on a 3-pointer and finished with five points vs. Illinois in Round of 32
- Had a season-high 15 points, highlighted by a trio of 3s on Senior Night vs. LSU
- Sunk three 3s and added a pair of assists in the win over Vanderbilt
- Totaled 11 points on 3-of-5 shooting at Texas, his 10th game in double-figures this season
- Had a season-high 13 points in the home upset of No. 5 Tennessee
- Scored 12 points for third consecutive game vs. Arkansas, connecting on three triples
- Drained four 3s for the second straight game, contributing 12 points, three assists and two rebounds in the upset at Tennessee
- Buried a season-high four 3s en route to 12 points and four boards on the road at Vanderbilt in his first start of the season
- Scored 10 points, hitting a pair of 3-pointers at home vs. Alabama
- Connected on three 3s, all in the second half, to help UK past Mississippi State. Finished with 11 points in the contest
- Played a season-high 24 minutes against Georgia State, scoring a season-high 12 points on 4-of-5 shooting and hitting two 3s. He also had two swipes, his first steals of the season
- Was one of six Wildcats in double-figures in season-opening win over Wright State, finishing with 11 points on 5-of-7 shooting
- Spent first three seasons of college career at Fairleigh Dickinson where he was a 1,000-point scorer
- First-Team All-NEC in 2023-24 averaging 16.4 points per game and draining 93 3-pointers, tying a single-season FDU record and leading the conference in made threes
- Was the NEC's Most Improved Player, a Third Team All-NEC selection and a member of the NEC All-Tournament Team in 2022-23
- Was part of FDU team that became just the second-ever No. 16 seed to knock off a No. 1 seed in the NCAA Tournament as the Knights beat Purdue in the first round of the 2023 NCAA Tournament
- Made 180 threes while at Fairleigh Dickinson, the fourth most in program history

Game-By-Game Statistics																
Opponent	Date	GS	Min	FG-A	Pct.	3FG-A	Pct.	FT-A	Pct.	Off-Def-Tot	PF	Ast	TO	Blk	Stl	Pts
WRIGHT STATE	11/4		13	5-7	.714	1-3	.333	0-0	.000	0-2-2	1	1	0	0	0	11
BUCKNELL	11/9		14	3-8	.375	2-6	.333	1-2	.500	4-0-4	0	0	0	2	0	9
vs. Duke	11/12		10	1-2	.500	1-2	.500	0-0	.000	0-0-0	1	1	0	0	0	3
LIPSCOMB	11/19		12	1-2	.500	1-2	.500	3-3	1.000	0-2-2	2	0	0	0	0	6
JACKSON STATE	11/22		15	3-6	.500	2-5	.400	2-2	1.000	0-3-3	2	0	1	0	0	10
WKU	11/26		7	0-1	.000	0-0	.000	0-0	.000	1-0-1	0	1	0	0	0	0
GEORGIA STATE	11/29		24	4-5	.800	2-3	.667	2-2	1.000	1-3-4	3	0	0	0	2	12
at Clemson	12/3		13	1-4	.250	0-2	.000	0-0	.000	0-0-0	1	0	1	0	2	2
vs. Gonzaga	12/7		10	1-4	.250	1-3	.333	2-2	1.000	0-0-0	1	0	0	0	0	5
COLGATE	12/11		11	1-2	.500	0-1	.000	0-0	.000	0-0-0	0	0	0	0	0	2
LOUISVILLE	12/14		8	0-1	.000	0-1	.000	0-0	.000	0-1-1	1	0	0	0	0	0
vs. Ohio State	12/21		6	0-0	.000	0-0	.000	1-2	.500	0-1-1	1	0	0	0	0	1
BROWN	12/31		17	2-5	.400	1-4	.250	1-2	.500	2-2-4	0	0	1	0	0	6
FLORIDA*	1/4		12	0-3	.000	0-3	.000	0-0	.000	1-2-3	0	1	0	0	1	0
at Georgia*	1/7		12	1-2	.500	1-2	.500	0-0	.000	0-0-0	4	0	0	0	0	3
at Mississippi St.*	1/11		19	4-7	.571	3-6	.500	0-0	.000	0-1-1	1	0	1	0	0	11
TEXAS A&M*	1/14		15	1-1	1.000	1-1	1.000	3-3	1.000	0-1-1	2	0	0	0	0	6
ALABAMA*	1/18		19	2-4	.500	2-4	.500	4-4	1.000	1-2-3	4	0	0	0	0	10
vs. Vanderbilt*	1/25	*	24	4-5	.800	4-5	.800	0-0	.000	0-4-4	1	0	1	0	0	12
at Tennessee*	1/28	*	30	4-7	.571	4-7	.571	0-0	.000	0-2-2	2	3	1	0	0	12
ARKANSAS*	2/1	*	25	4-6	.667	3-5	.600	1-1	1.000	2-1-3	2	2	0	0	0	12
at Ole Miss*	2/4	*	15	0-0	.000	0-0	.000	0-0	.000	0-0-0	0	0	0	0	0	0
SOUTH CAROLINA*	2/8	*	24	0-2	.000	0-2	.000	0-0	.000	0-2-2	1	1	1	0	0	0
TENNESSEE*	2/11	*	22	4-5	.800	2-3	.667	3-3	1.000	1-0-1	3	0	0	0	0	13
at Texas*	2/15	*	23	3-5	.600	1-3	.333	4-4	1.000	1-2-3	1	1	0	0	0	11
VANDERBILT*	2/19		17	3-5	.600	3-5	.600	0-0	.000	0-1-1	1	2	0	1	0	9
at Alabama*	2/22		10	0-1	.000	0-1	.000	0-0	.000	0-0-0	0	0	0	0	0	0
at Oklahoma*	2/26		5	0-1	.000	0-1	.000	0-0	.000	0-0-0	1	1	0	0	0	0
AUBURN*	3.1		8	0-1	.000	0-1	.000	0-0	.000	1-1-2	0	1	0	0	0	0
LSU*	3/4		19	6-7	.857	3-4	.750	0-0	.000	0-0-0	0	0	0	0	1	15
at Missouri*	3/8		4	0-0	.000	0-0	.000	0-0	.000	0-0-0	1	0	0	0	0	0
vs. Oklahoma	3/13		9	2-2	1.000	0-0	.000	0-0	.000	1-0-1	1	0	0	0	0	4
vs. Alabama	3/14		16	0-4	.000	0-2	.000	0-0	.000	2-2-4	1	0	0	0	1	0
vs. Troy	3/21		9	0-2	.000	0-1	.000	0-0	.000	0-1-1	0	0	0	0	0	0
vs. Illinois	3/23		8	1-3	.333	1-3	.333	2-2	1.000	0-1-1	1	1	0	0	0	5
vs. Tennessee	3/28		9	0-1	.000	0-1	.000	0-0	.000	0-0-0	0	1	0	0	0	0

Career Statistics																
Year	GP-GS	Min-Avg	FG-FGA	Pct	3FG-FGA	Pct	FT-FTA	Pct	Off-Def-Tot-Avg	PF-FO	Ast	TO	Blk	Stl	Pts	Avg
2021-22	24-4	232-9.7	30-63	.476	12-35	.343	11-15	.733	12-29-41-1.7	23-0	6	9	4	3	83	3.5
2022-23	36-34	1003-27.9	173-399	.434	75-197	.381	68-79	.861	53-119-172-4.8	106-4	49	60	24	20	489	13.6
2023-24	32-31	1025-32.0	178-408	.436	93-236	.394	76-95	.800	28-134-162-5.1	72-0	54	50	22	15	525	16.4
2024-25	36-7	512-14.2	61-121	.504	39-92	.424	29-32	.906	20-37-57-1.6	40-0	17	7	3	7	190	5.3
TOTAL	128-76	2773-21.7	442-991	.446	219-560	.391	184-221	.833	113-319-432-3.4	241-4	126	126	53	45	1287	10.1



2024-25 SEASON/CAREER HIGHS		
Points		
Season	-	
Career	-	
Rebounds		
Season	-	
Career	-	
Field Goals		
Season	-	
Career	-	
Field Goals Attempted		
Season	-	
Career	-	
3-Point Field Goals		
Season	-	
Career	-	
3-Point Field Goals Attempted		
Season	-	
Career	-	
Free Throws		
Season	-	
Career	-	
Free Throws Attempted		
Season	-	
Career	-	
Assists		
Season	-	
Career	-	
Steals		
Season	-	
Career	-	
Blocked Shots		
Season	-	
Career	-	
Minutes Played		
Season	1, vs. Troy (3/21/25)	
Career	1, vs. Troy (3/21/25)	
MISCELLANEOUS		
	2024-25	CAREER
Dunks	0	0
Double-Figure		
Scoring Games	0	0
Double-Figure		
Rebounding Games	0	0
Games With		
Double-Double	0	0
Games Led UK		
in Scoring	0	0
Games Led UK		
in Rebounding	0	0
Games Led UK		
in Assists	0	0
Games Led UK		
in Steals	0	0
Games Led UK		
in Blocks	0	0
Games With		
3+ Assists	0	0
Games With		
3+ Blocks	0	0
Games With		
3+ Steals	0	0
Games With		
3+ Three-Pointers	0	0

- Saw action in the NCAA Tournament vs. Troy
- Made his collegiate debut in the home victory over LSU
- Joined the team as a walk-on through open tryouts in the fall of 2024
- An All-District and All-Region player at North Hopkins as a senior
- He averaged 12.5 points and 11.5 rebounds per game during his final high school season in 2021-22
- As a junior, he logged 11 points and 11 rebounds
- His sister, Kaylee, was a three-time All-American softball player at Alabama

Game-By-Game Statistics																
Opponent	Date	GS	Min	FG-A	Pct.	3FG-A	Pct.	FT-A	Pct.	Off-Def-Tot	PF	Ast	TO	Blk	Stl	Pts
WRIGHT STATE	11/4		DNP													
BUCKNELL	11/9		DNP													
vs. Duke	11/12		DNP													
LIPSCOMB	11/19		DNP													
JACKSON STATE	11/22		DNP													
WKU	11/26		DNP													
GEORGIA STATE	11/29		DNP													
at Clemson	12/3		DNP													
vs. Gonzaga	12/9		DNP													
COLGATE	12/11		DNP													
LOUISVILLE	12/14		DNP													
vs. Ohio State	12/21		DNP													
BROWN	12/31		DNP													
FLORIDA*	1/4		DNP													
at Georgia*	1/7		DNP													
at Mississippi St*	1/11		DNP													
TEXAS A&M*	1/14		DNP													
ALABAMA*	1/18		DNP													
at Vanderbilt*	1/25		DNP													
at Tennessee*	1/28		DNP													
ARKANSAS*	2/1		DNP													
at Ole Miss*	2/4		DNP													
SOUTH CAROLINA*	2/8		DNP													
TENNESSEE*	2/11		DNP													
at Texas*	2/15		DNP													
VANDERBILT*	2/19		DNP													
at Alabama*	2/22		DNP													
at Oklahoma*	2/26		DNP													
AUBURN*	3/1		DNP													
LSU*	3/4	0+	0-0	.000	0-0	.000	0-0	.000	0-0-0-0-0	0	0	0	0	0	0	0
at Missouri*	3/8		DNP													
vs. Oklahoma	3/13		DNP													
vs. Alabama	3/14		DNP													
vs. Troy	3/21	1	0-0	.000	0-0	.000	0-0	.000	0-0-0-0-0	0	0	0	0	0	0	0
vs. Illinois	3/23		DNP													
vs. Tennessee	3/28		DNP													

Career Statistics																
Year	GP-GS	Min-Avg	FG-FGA	Pct	3FG-FGA	Pct	FT-FTA	Pct	Off-Def-Tot-Avg	PF-FO	Ast	TO	Blk	Stl	Pts	Avg
2024-25	2-0	0-0.4	0-0	.000	0-0	.000	0-0	.000	0-0-0-0.0	0-0	0	0	0	0	0	0.0
Career	2-0	0-0.4	0-0	.000	0-0	.000	0-0	.000	0-0-0-0.0	0-0	0	0	0	0	0	0.0

21

WALKER HORN

Jr. | Guard | 6-3 | 183 | Austin, Texas | Westlake HS



2024-25 SEASON/CAREER HIGHS		
Points		
Season	-	
Career	-	
Rebounds		
Season	-	
Career	1, S. CAROLINA ST. (11/17/22)	
Field Goals		
Season	-	
Career	-	
Field Goals Attempted		
Season	-	
Career	1, NORTH FLORIDA (11/23/22)	
3-Point Field Goals		
Season	-	
Career	-	
3-Point Field Goals Attempted		
Season	-	
Career	1, NORTH FLORIDA (11/23/22)	
Free Throws		
Season	-	
Career	-	
Free Throws Attempted		
Season	-	
Career	-	
Assists		
Season	1, BROWN (12/31/24)	
Career	1, 2x last BROWN (12/31/24)	
Steals		
Season	-	
Career	-	
Blocked Shots		
Season	-	
Career	-	
Minutes Played		
Season	2, BROWN (12/31/24)	
Career	2, 6x, last BROWN (12/31/24)	
MISCELLANEOUS		
	2024-25	CAREER*
Dunks	0	0
Double-Figure		
Scoring Games	0	0
Double-Figure		
Rebounding Games	0	0
Games With		
Double-Double	0	0
Games Led UK		
in Scoring	0	0
Games Led UK		
in Rebounding	0	0
Games Led UK		
in Assists	0	0
Games Led UK		
in Steals	0	0
Games Led UK		
in Blocks	0	0
Games With		
3+ Assists	0	0
Games With		
3+ Blocks	0	0
Games With		
3+ Steals	0	0
Games With		
3+ Three-Pointers	0	0

- Made an appearance in the NCAA Tournament vs. Troy
- Saw action in the home finale vs. LSU
- Fed Brandon Garrison for a slam in two minutes vs. Brown
- Played final minute vs. Jackson State
- Played final minute in win over Wright State to begin the season
- Contributed an assist against Minnesota State in exhibition win
- Dished out an assist and snared a steal in two minutes of exhibition vs. Kentucky Wesleyan
- One of two returning members from the 2023-24 roster
- Has appeared in eight games in college career including four last season
- Son of Darrin Horn, the current head men's basketball coach at Northern Kentucky University
- State semifinalist at Westlake as a senior, helping team to a 38-2 record while averaging 9.3 points, 5.2 assists and 2.4 rebounds
- Graduated high school cum laude and was a recipient of a Kentucky Provost Academic Scholarship

Game-By-Game Statistics																
Opponent	Date	GS	Min	FG-A	Pct.	3FG-A	Pct.	FT-A	Pct.	Off-Def-Tot	PF	Ast	TO	Blk	Stl	Pts
WRIGHT STATE	11/4		1	0-0	.000	0-0	.000	0-0	.000	0-0-0	0	0	0	0	0	0
BUCKNELL	11/9		DNP													
vs. Duke	11/12		DNP													
LIPSCOMB	11/19		DNP													
JACKSON STATE	11/22	1		0-0	.000	0-0	.000	0-0	.000	0-0-0	0	0	0	0	0	0
WKU	11/26		DNP													
GEORGIA STATE	11/29		DNP													
at Clemson	12/3		DNP													
vs. Gonzaga	12/7		DNP													
COLGATE	12/11		DNP													
LOUISVILLE	12/14		DNP													
vs. Ohio State	12/21		DNP													
BROWN	12/31	2		0-0	.000	0-0	.000	0-0	.000	0-0-0	0	1	0	0	0	0
FLORIDA*	1/4		DNP													
at Georgia*	1/7		DNP													
at Mississippi St.*	1/11		DNP													
TEXAS A&M*	1/14		DNP													
ALABAMA*	1/18		DNP													
at Vanderbilt*	1/25		DNP													
at Tennessee*	1/28		DNP													
ARKANSAS*	2/1		DNP													
at Ole Miss*	2/4		DNP													
SOUTH CAROLINA*	2/8		DNP													
TENNESSEE*	2/11		DNP													
at Texas*	2/15		DNP													
VANDERBILT*	2/19		DNP													
at Alabama*	2/22		DNP													
at Oklahoma*	2/26		DNP													
AUBURN*	3/1		DNP													
LSU*	3/4	0+		0-0	.000	0-0	.000	0-0	.000	0-0-0-0-0	0	0	0	0	0	0
at Missouri*	3/8		DNP													
vs. Oklahoma	3/13		DNP													
vs. Alabama	3/14		DNP													
vs. Troy	3/21		DNP													
vs. Illinois	3/23		DNP													
vs. Tennessee	3/28		DNP													

Career Statistics																
Year	GP-GS	Min-Avg	FG-FGA	Pct	3FG-FGA	Pct	FT-FTA	Pct	Off-Def-Tot-Avg	PF-FO	Ast	TO	Blk	Stl	Pts	Avg
2022-23	4-0	8-2.0	0-1	.000	0-1	.000	0-0	.000	0-1-1-0.3	1-0	1	4	0	0	0	0.0
2023-24	4-0	3-0.8	0-0	.000	0-0	.000	0-0	.000	0-0-0-0.0	0-0	0	0	0	0	0	0.0
2024-25	5-0	4-0.9	0-0	.000	0-0	.000	0-0	.000	0-0-0-0.0	0-0	1	0	0	0	0	0.0
TOTAL	13-0	16-1.2	0-1	.000	0-1	.000	0-0	.000	0-1-1-0.1	1-0	2	4	0	0	0	0.0



22

AMARI WILLIAMS

Gr. | Center | 7-0 | 265 | Nottingham, England | Drexel



2024-25 SEASON/CAREER HIGHS*		
Points		
Season	22, ARKANSAS (2/1/25)	
Career	23, at Elon (1/28/23)	
Rebounds		
Season	15, at Tennessee (1/28/25)	
Career	19, UNC WILMINGTON (2/24/22)	
Field Goals		
Season	9, ARKANSAS (2/1/25)	
Career	9, 3x last ARKANSAS (2/1/25)	
Field Goals Attempted		
Season	13, ARKANSAS (2/1/25)	
Career	18, at College of Charleston (2/10/24)	
3-Point Field Goals		
Season	1, at Texas (2/15/25)	
Career	1, 9x last at Texas (2/15/25)	
3-Point Field Goals Attempted		
Season	2, at Texas (2/15/25)	
Career	3, at Northeastern (1/14/23)	
Free Throws		
Season	10, at Missouri (3/8/25)	
Career	10, at Missouri (3/8/25)	
Free Throws Attempted		
Season	13, 2x last vs. Alabama (3/14/25)	
Career	13, 2x last vs. Alabama (3/14/25)	
Assists		
Season	10, at Ole Miss (2/4/25)	
Career	10, at Ole Miss (2/4/25)	
Steals		
Season	2, 3x last vs. Tennessee (3/28/25)	
Career	4, 2x last LAFAYETTE (11/30/22)	
Blocked Shots		
Season	4, 2x last VANDERBILT (2/19/25)	
Career	6, 3x last at Old Dominion (11/26/23)	
Minutes Played		
Season	31, AUBURN (3/1/25)	
Career	35, 2x last TOWSON (2/11/23)	
MISCELLANEOUS		
	2024-25	CAREER*
Dunks	40	128
Double-Figure Scoring Games	21	84
Double-Figure Rebounding Games	16	46
Games With Double-Double	10	34
Games Led UK in Scoring	1	28
Games Led UK in Rebounding	22	84
Games Led UK in Assists	11	27
Games Led UK in Steals	2	37
Games Led UK in Blocks	18	94
Games With 3+ Assists	20	47
Games With 3+ Blocks	5	34
Games With 3+ Steals	0	6
Games With 3+ Three-Pointers	0	0
*includes Drexel statistics		

- One of 14 active players in Division I, and three in the SEC, with 1,000 career rebounds and 1,000 career points
- Named to the NABC All-District Second Team
- Had 10 rebounds, eight points, six assists and three blocks in Round of 32 vs. Illinois, becoming the first Kentucky player to record that line in the NCAA Tournament
- Logged five points, 13 boards and four assists in the win over Troy
- Led team with seven rebounds and four assists in SEC Tournament quarterfinal vs. Alabama, also scoring 16 points
- Has the most assists by a 7-footer at Kentucky all-time
- Made a career-high 10 free throws on his way to 14 points and eight rebounds at Missouri in the regular-season finale. Hit 1,000 career rebounds in the contest
- Became the only Wildcat since 1983-84 to have at least 13 points, 14 rebounds and seven assists with his performance against No. 1 Auburn, also becoming the only Division I men's player with those numbers against the No. 1 ranked team since 2004-05
- Posted ninth double-double of the year with 17 points and 11 rebounds to go along with six assists at Alabama. He is the first UK player with 17-11-6 since Jack Givens at Alabama on Jan. 29, 1977
- Became the first NCAA Division I or NBA player since Pau Gasol on Nov. 21, 2010 to record 15 or more points, four or more blocks, 1.000% from the field and free-throw line and commit no fouls when he had 17 points, six boards and four blocks against Vanderbilt
- Scored 18 points and grabbed 12 boards for double-double at Texas, also dishing out three assists. Eighth 18-12-3 game in last 10 seasons for Kentucky player
- Recorded the fourth triple-double in school history with 12 points, 11 rebounds and 10 assists at Ole Miss
- Posted second straight double-double and fourth in last six games with season-high 22 points and 11 rebounds vs. Arkansas. Became first UK player this year to lead team in points, rebounds and assists
- Earned a double-double with 10 points, a season-high 15 rebounds and a team-best four assists in the win at Tennessee
- Became the first UK player since Johnny Cox (1958) to have at least 12 rebounds in consecutive games vs. AP Top 15 opponents when he snared 12 boards and added eight points, four assists, a block and a steal in the win over Texas A&M
- Registered a double-double in UK debut, going for 12 points and 13 rebounds vs. Wright State
- Played four seasons at Drexel where he was the first ever player to be named CAA Defensive Player of the Year in three straight seasons (2022, 2023, 2024) and a 1,000-point scorer
- Finished Drexel career with 186 blocks, fifth all-time in school history

Game-By-Game Statistics																
Opponent	Date	GS	Min	FG-A	Pct.	3FG-A	Pct.	FT-A	Pct.	Off-Def-Tot	PF	Ast	TO	Blk	Stl	Pts
WRIGHT STATE	11/4	*	20	5-6	.833	0-0	.000	2-6	.333	1-12-13	2	3	4	1	1	12
BUCKNELL	11/9	*	20	5-8	.625	0-0	.000	3-5	.600	5-9-14	1	2	5	1	0	13
vs. Duke	11/12	*	20	3-12	.250	0-0	.000	4-5	.800	3-5-8	0	2	1	2	0	10
LIPSCOMB	11/19	*	20	4-5	.800	0-0	.000	1-3	.333	3-8-11	1	2	2	2	0	9
JACKSON STATE	11/22	*	17	2-3	.667	0-0	.000	0-0	.000	1-7-8	0	3	0	2	0	4
WKU	11/26	*	19	1-4	.250	0-0	.000	6-10	.600	2-8-10	2	3	6	4	0	8
GEORGIA STATE	11/29	*	20	4-6	.667	0-0	.000	6-6	1.000	2-4-6	3	3	1	0	1	14
at Clemson	12/3	*	28	4-8	.500	0-0	.000	1-2	.500	2-9-11	3	2	4	3	1	9
vs. Gonzaga	12/7	*	26	5-8	.625	0-0	.000	2-2	1.000	0-3-3	2	4	1	0	0	12
COLGATE	12/11	*	22	6-8	.750	0-0	.000	3-5	.600	4-4-8	1	2	1	1	0	15
LOUISVILLE	12/14	*	16	2-4	.500	0-0	.000	2-4	.500	1-7-8	1	4	0	0	1	6
vs. Ohio State	12/21	*	20	2-6	.333	0-0	.000	2-4	.500	2-6-8	1	2	1	1	1	6
BROWN	12/31	*	19	4-5	.800	0-0	.000	5-6	.833	0-2-2	0	1	0	3	1	13
FLORIDA*	1/4	*	22	6-7	.857	0-0	.000	3-4	.750	3-5-8	3	5	1	1	0	15
at Georgia*	1/7	*	13	1-4	.250	0-0	.000	0-0	.000	2-3-5	4	1	3	0	0	2
at Mississippi St.*	1/11	*	30	3-4	.750	0-1	.000	4-5	.800	1-11-12	3	6	5	2	0	10
TEXAS A&M*	1/14	*	23	3-6	.500	0-0	.000	2-2	1.000	3-9-12	4	4	3	1	1	8
ALABAMA*	1/18	*	22	5-11	.455	0-0	.000	3-6	.500	5-6-11	5	1	4	2	1	13
at Vanderbilt*	1/25	*	23	2-4	.500	0-0	.000	2-4	.500	3-2-5	0	4	1	2	0	6
at Tennessee*	1/28	*	24	3-5	.600	0-0	.000	4-6	.667	2-13-15	2	4	3	0	0	10
ARKANSAS*	2/1	*	26	9-13	.692	0-0	.000	4-7	.571	3-8-11	3	3	4	0	1	22
at Ole Miss*	2/4	*	26	5-7	.714	0-0	.000	2-4	.500	0-11-11	3	10	3	0	0	12
SOUTH CAROLINA*	2/8	*	21	4-9	.444	0-0	.000	2-2	1.000	1-5-6	4	2	2	0	0	10
TENNESSEE*	2/11	*	21	3-5	.600	0-0	.000	0-1	.000	0-3-3	4	2	3	1	0	6
at Texas*	2/15	*	26	6-10	.600	1-2	.500	5-11	.455	6-6-12	2	3	3	1	1	18
VANDERBILT*	2/19	*	27	6-6	1.000	0-0	.000	5-5	1.000	1-5-6	0	1	2	4	0	17
at Alabama*	2/22	*	27	5-9	.556	0-0	.000	7-10	.700	5-6-11	1	6	4	1	1	17
at Oklahoma*	2/26	*	19	2-3	.667	0-0	.000	4-5	.800	1-2-3	4	3	2	0	2	8
AUBURN*	3/1	*	31	3-5	.600	0-0	.000	7-13	.538	3-11-14	4	7	6	0	0	13
LSU*	3/4	*	19	4-10	.400	0-0	.000	1-1	1.000	2-4-6	2	3	0	1	2	9
at Missouri*	3/8	*	29	2-4	.500	0-0	.000	10-12	.833	2-6-8	3	2	0	1	1	14
vs. Oklahoma	3/13	*	20	3-5	.600	0-1	.000	1-4	.250	0-3-3	2	2	2	0	1	7
vs. Alabama	3/14	*	28	4-8	.500	0-0	.000	8-13	.615	1-6-7	3	4	2	1	0	16
vs. Troy	3/21	*	25	2-8	.250	0-0	.000	1-5	.200	1-12-13	0	4	2	1	0	5
vs. Illinois	3/23	*	26	4-11	.364	0-0	.000	0-1	.000	2-8-10	1	6	1	3	1	8
vs. Tennessee	3/28	*	26	6-9	.667	0-0	.000	2-4	.500	1-3-4	4	3	2	0	2	14

Career Statistics																
Year	GP-GS	Min-Avg	FG-FGA	Pct	3FG-FGA	Pct	FT-FTA	Pct	Off-Def-Tot-Avg	PF-FO	Ast	TO	Blk	Stl	Pts	Avg
2020-21	15-0	60-4.0	6-14	.429	0-2	.000	4-7	.571	2-13-15-1.0	8-0	9	5	5	1	16	1.1
2021-22	28-17	577-20.6	98-188	.521	3-6	.500	67-106	.632	63-141-204-7.3	56-2	31	51	57	17	266	9.5
2022-23	30-30	820-27.3	156-298	.523	4-15	.267	94-155	.606	64-200-264-8.8	51-0	69	86	67	41	410	13.7
2023-24	32-32	731-22.8	139-269	.517	1-3	.333	110-168	.655	79-170-249-7.8	45-0	62	76	57	27	389	12.2
2024-25	36-36	820-22.8	138-246	.561	1-4	.250	114-183	.623	74-232-306-8.5	79-1	115	82	44	20	391	10.9
TOTAL	141-115	3011-21.4	537-1015	.529	9-30	.300	389-619	.628	282-756-1038-7.4	239-3	286	300	230	106	1472	10.4



2024-25 SEASON/CAREER HIGHS*		
Points		
Season	9, GEORGIA STATE (11/29/24)	
Career	25, at Kansas State (2/26/24)	
Rebounds		
Season	4, 2x last WKU (11/26/24)	
Career	11, SOUTHERN (11/11/22)	
Field Goals		
Season	3, vs. Gonzaga (12/7/24)	
Career	8, 2x last at Kansas State (2/26/24)	
Field Goals Attempted		
Season	9, vs. Duke (11/12/24)	
Career	20, at Kansas State (2/26/24)	
3-Point Field Goals		
Season	2, 4x last vs. Gonzaga (12/7/24)	
Career	7, at Utah (2/24/22)	
3-Point Field Goals Attempted		
Season	7, vs. Duke (11/12/24)	
Career	15, vs. UMass (12/16/23)	
Free Throws		
Season	4, GEORGIA STATE (11/29/24)	
Career	6, 3x last at Arizona State (12/31/22)	
Free Throws Attempted		
Season	4, GEORGIA STATE (11/29/24)	
Career	7, at Arizona State (12/31/22)	
Assists		
Season	12, BUCKNELL (11/9/24)	
Career	12, 2x last BUCKNELL (11/9/24)	
Steals		
Season	1, 4x last at Clemson (12/3/24)	
Career	4, vs. Michigan (11/21/21)	
Blocked Shots		
Season	1, 2x last JACKSON ST. (11/22/24)	
Career	1, 7x last JACKSON ST. (11/22/24)	
Minutes Played		
Season	27, vs. Gonzaga (12/7/24)	
Career	40, at Kansas State (2/26/24)	
MISCELLANEOUS		
	2024-25	CAREER*
Dunks	0	0
Double-Figure		
Scoring Games	0	47
Double-Figure		
Rebounding Games	0	2
Games With		
Double-Double	0	4
Games Led UK		
in Scoring	0	10
Games Led UK		
in Rebounding	0	3
Games Led UK		
in Assists	4	62
Games Led UK		
in Steals	1	23
Games Led UK		
in Blocks	0	0
Games With		
3+ Assists	5	80
Games With		
3+ Blocks	0	0
Games With		
3+ Steals	0	5
Games With		
3+ Three-Pointers	0	42
*includes Arizona/West Virginia statistics		

- Ruled out for the season with foot injury
- Made first start of the season vs. Gonzaga and tallied nine points, four assists and three rebounds before leaving in the second half
- With his first 3-pointer of the game vs. the Zags, he eclipsed 1,000 career points in his collegiate career
- Registered a season-high nine points in win over Georgia State while also dishing out four assists
- Had team-leading seven assists in win over Jackson State
- Hit a pair of 3-point shots to help Wildcats defeat No. 6 Duke in Championships Classic
- Drained a pair of 3s to couple with a game-high and career-high-tying 12 assists against Bucknell
- Played at West Virginia in 2023-24, averaging 11.0 points and 4.7 assists per game while hitting 61 3s at a 42.4% clip
- Played first three seasons of college career at Arizona
- Led the Pac-12 in total assists in back-to-back seasons (2022 and 2023), the first Pac-12 player to do so since Brandon Granville of USC in 2000 and 2001
- Had two triple-doubles while at Arizona, one of five players in Pac-12 history to record multiple triple-doubles
- First career triple-double came on Feb. 24, 2022 against Utah when he totaled 21 points, 10 rebounds and 10 assists. Posted second career triple-double on Nov. 11, 2022 against Southern with 14 points, 12 assists and 11 rebounds

Game-By-Game Statistics																
Opponent	Date	GS	Min	FG-A	Pct.	3FG-A	Pct.	FT-A	Pct.	Off-Def-Tot	PF	Ast	TO	Blk	Stl	Pts
WRIGHT STATE	11/4		14	0-2	.000	0-2	.000	0-0	.000	1-0-1	0	5	1	0	1	0
BUCKNELL	11/9		21	2-5	.400	2-5	.400	0-0	.000	1-3-4	2	12	2	1	0	6
vs. Duke	11/12		17	2-9	.222	2-7	.286	0-0	.000	0-2-2	2	0	0	0	0	6
LIPSCOMB	11/19		16	1-3	.333	1-3	.333	0-0	.000	0-1-1	1	2	1	0	1	3
JACKSON STATE	11/22		12	0-2	.000	0-2	.000	0-0	.000	0-3-3	0	7	3	1	0	0
WKU	11/26		12	2-5	.400	2-5	.400	2-2	1.000	1-3-4	3	0	1	0	0	8
GEORGIA STATE	11/29		16	2-6	.333	1-5	.200	4-4	1.000	0-2-2	0	4	0	0	1	9
at Clemson	12/3		21	0-4	.000	0-4	.000	0-1	.000	0-2-2	0	0	0	0	1	0
vs. Gonzaga	12/7	*	27	3-7	.429	2-5	.400	0-0	.000	3-0-3	2	4	1	0	0	8
COLGATE	12/11		DNP													
LOUISVILLE	12/14		DNP													
vs. Ohio State	12/21		DNP													
BROWN	12/31		DNP													
FLORIDA*	1/4		DNP													
at Georgia*	1/7		DNP													
at Mississippi St.*	1/11		DNP													
TEXAS A&M*	1/14		DNP													
ALABAMA*	1/18		DNP													
at Vanderbilt*	1/25		DNP													
at Tennessee*	1/28		DNP													
ARKANSAS*	2/1		DNP													
at Ole Miss*	2/4		DNP													
SOUTH CAROLINA*	2/8		DNP													
TENNESSEE*	2/11		DNP													
at Texas*	2/15		DNP													
VANDERBILT*	2/19		DNP													
at Alabama*	2/22		DNP													
at Oklahoma*	2/26		DNP													
AUBURN*	3/1		DNP													
LSU*	3/4		DNP													
at Missouri*	3/8		DNP													
vs. Oklahoma	3/13		DNP													
vs. Alabama	3/14		DNP													
vs. Troy	3/21		DNP													
vs. Illinois	3/23		DNP													
vs. Tennessee	3/28		DNP													

Career Statistics																
Year	GP-GS	Min-Avg	FG-FGA	Pct	3FG-FGA	Pct	FT-FTA	Pct	Off-Def-Tot-Avg	PF-FO	Ast	TO	Blk	Stl	Pts	Avg
2020-21	8-5	185-23.1	14-42	.333	14-38	.368	2-2	1.000	1-3-4-0.5	12-0	19	10	0	3	44	5.5
2021-22	33-31	975-29.5	100-287	.348	80-238	.336	40-49	.816	17-67-84-2.5	59-1	155	72	3	19	320	9.7
2022-23	35-34	1090-31.2	109-293	.372	83-227	.366	46-60	.767	12-71-83-2.4	82-2	180	91	1	20	347	9.9
2023-24	23-23	768-33.4	81-189	.429	61-144	.424	31-40	.775	1-56-57-2.5	58-2	109	67	1	19	254	11.0
2024-25	9-1	157-17.4	12-43	.279	10-38	.263	6-7	.857	6-16-22-2.4	10-0	34	9	2	4	40	4.4
TOTAL	108-94	3175-29.4	316-854	.370	248-685	.362	125-158	.791	37-213-250-2.3	221-5	497	249	7	65	1005	9.3

# BOX SCORES

## GAME 1

#23/23 KENTUCKY 103, WRIGHT STATE 62



Official Basketball Box Score - Final  
**Wright St. at Kentucky**  
11/04/24 Rupp Arena, Lexington  
2024-25 Men's Basketball

Game Time: 7:00 PM  
Game Duration: 1:54  
Attendance: 19,635

Officials: Todd Austin, Jason Baker, Michael Wallace

Wright St. - 62

Record: 0-1

NO.	Name	Min	FG		3P		Rebounds			Fouls		TP	AS	TO	ST	Blocks		±
			M-A	M-A	M-A	FT	OR	DR	TOT	PF	FD					BS	BA	
14	Brandon Noel	F 33:30	8-21	1-8	3-3	2	6	8	0	4	20	0	2	1	0	0	0	-32
33	Michael Imariagbe	F 12:45	0-2	0-0	1-2	1	1	2	1	2	1	1	0	0	0	0	0	-14
3	Alex Hultbrejtsge	G 33:54	6-12	2-7	2-3	0	3	3	1	3	16	2	2	0	0	1	1	-37
4	Keaton Norris	G 26:54	0-9	0-3	0-0	1	0	1	3	1	0	3	1	2	0	1	1	-28
2	Logan Woods	G 17:38	1-2	0-1	2-2	0	2	2	2	1	4	0	3	0	1	1	1	-14
2	Drey Carter	F 17:16	1-3	1-2	0-0	1	0	1	0	0	3	1	0	1	0	0	0	-18
13	Solomon Callaghan	18:26	7-9	1-3	0-0	0	2	2	1	1	15	0	1	1	0	0	0	-18
22	Andrew Welage	14:04	1-6	0-3	0-0	3	1	4	1	0	2	1	1	0	0	1	1	-14
23	Jack Dombia	10:36	0-2	0-0	0-0	0	2	2	2	0	0	0	2	0	0	0	0	-19
51	Ayden Davis	12:47	0-1	0-0	1-2	2	1	3	1	2	1	0	0	0	0	0	0	-11
15	Braden Grant	01:05	0-1	0-0	0-0	0	1	1	0	0	0	0	0	0	0	0	0	0
24	Ben Southerland	01:05	0-0	0-0	0-0	0	1	1	0	0	0	0	0	0	0	0	0	0
Team																		
Totals			24-68	5-27	9-12	11	21	32	12	14	62	8	12	4	1	4	-41	

Technical Fouls: NONE

Kentucky - 103

Record: 1-0

NO.	Name	Min	FG	3P	FT	Rebounds	Fouls	TP	AS	TO	ST	BS	Blocks	+/-			
			M-A	M-A	M-A	OR	DR	TOT	PF	FD							
7	Andrew Carr	F 20:53	3-5	1-2	4-4	0	2	2	1	2	11	3	0	0			
22	Amari Williams	F 19:56	5-6	0-0	2-6	1	12	13	3	2	12	3	4	1			
00	Otega Owah	G 27:10	8-9	3-3	2-2	0	3	3	2	1	21	1	0	3			
1	Lamont Butler	G 22:08	6-12	0-2	2-3	1	4	5	2	2	14	5	1	3			
2	Jaxson Robinson	G 21:04	3-6	2-5	0-0	1	4	5	0	1	8	3	1	0			
4	Koby Brea	20:08	7-8	4-4	0-0	0	2	2	0	0	18	2	0	0			
10	Brandon Garrison	18:39	2-6	0-0	2-2	2	2	4	4	1	6	5	0	2			
5	Collin Chandler	14:41	0-1	0-1	2-2	0	0	0	0	1	2	2	1	1			
15	Ansley Almonor	12:54	5-7	1-3	0-0	0	2	2	1	0	11	1	0	0			
77	Kerr Krisia	14:22	0-2	0-2	0-0	1	0	1	0	0	5	1	1	0			
9	Trent Noah	03:30	0-1	0-1	0-0	0	1	1	1	0	0	0	0	0			
11	Travis Perry	03:30	0-2	0-1	0-0	1	1	2	0	0	0	0	0	0			
21	Walker Horn	01:05	0-0	0-0	0-0	0	0	0	0	0	0	0	0	0			
Team																	
Totals			39-65	11-24	14-19	7	34	41	14	12	103	30	7	11	4	1	41

Technical Fouls: NONE

WSU		UKY		Points from		WSU	UKY	Period by Period Scoring			
Biggest lead	0 (1 <sup>st</sup> 20:00)		44 (2 <sup>nd</sup> 4:57)		Turnovers	8	18	WSU	1st	2nd	TOT
Best Scoring Run	5(2 <sup>nd</sup> 3:30)		14(2 <sup>nd</sup> 15:12)		Paint	26	56		24	38	62
Lead Changes	0				Second Chance	10	8	UKY	46	57	103
Times Tied	1				Fast Breaks	5	36				
Time with Lead	00:00		39:44		Bench	21	37				

## GAME 3

#19/18 KENTUCKY 77, #6/6 DUKE 72



Official Basketball Box Score - Final  
**Duke at Kentucky**  
11/15/24 State Farm Arena, Atlanta  
2024-25 Men's Basketball

Game Time: 9:00 PM  
Game Duration: 2:20  
Attendance: 16,107

Officials: Joe Lindsay, Ron Groover, Courtney Green

Duke - 72

Record: 2-1

NO.	Name	Min	FG		3P		FT		Rebounds		Fouls		TP	AS	TO	ST	Blocks		+/-
			M-A	M-A	M-A	M-A	OR	DR	TOT	PF	FD						BS	BA	
2	Cooper Flagg	F 31:56	9-19	1-5	7-9	0	11	11	2	9	26	2	3	0	2	2	-8		-8
9	Khaman Maluach	C 22:41	5-5	0-0	0-0	3	4	7	3	0	10	2	1	0	0	0	0	0	-4
1	Caleb Foster	G 28:34	2-10	0-5	0-1	1	3	4	3	2	4	4	2	2	0	1	2		2
5	Tyrese Proctor	G 36:04	4-9	2-5	2-3	0	3	3	3	3	12	2	0	1	0	0	-9		-9
7	Kon Knueppel	G 36:53	5-20	1-8	3-4	1	4	5	3	5	14	3	1	1	0	4	-5		-5
6	Maliq Brown	16:53	0-1	0-0	0-0	4	3	7	3	0	0	1	1	2	1	0	-8		-8
14	Sion James	13:03	2-4	0-0	0-0	0	2	2	1	0	4	1	0	0	0	0	-1		-1
18	Mason Gillis	13:56	1-3	0-1	0-0	1	2	3	1	0	2	0	0	0	0	1	0		0
Team																			
Totals			26-71	4-24	12-17	11	33	44	19	18	72	12	7	6	6	8	-5		-5

Technical Fouls: NONE

Kentucky - 77

Record: 3-0

NO.	Name	Min	FG		3P		FT		Rebounds		Fouls		TP	AS	TO	ST	Blocks		+/-
			M-A	M-A	M-A	M-A	OR	DR	TOT	PF	FD						BS	BA	
7	Andrew Carr	F 30:09	5-8	2-3	5-6	2	4	6	2	6	17	3	2	0	1	1	9		9
22	Amari Williams	F 20:16	3-12	0-0	4-5	3	5	8	0	3	10	2	1	0	2	2	10		10
00	Otega Owah	G 30:44	4-10	2-3	5-6	2	4	6	3	4	15	3	3	2	1	1	6		6
1	Lamont Butler	G 24:14	3-8	1-3	2-4	0	3	3	3	3	9	4	2	0	0	0	10		10
2	Jaxson Robinson	G 26:36	0-4	0-3	1-3	0	1	1	1	1	0	1	1	2	0	0	6		6
10	Brandon Garrison	17:36	4-5	0-0	0-0	1	3	4	3	1	8	2	1	1	1	0	-7		-7
4	Koby Brea	21:19	3-5	2-4	0-0	0	5	5	3	0	8	2	0	0	1	0	7		7
77	Kerr Krisia	17:01	2-9	2-7	0-0	0	2	2	2	1	6	0	0	0	0	1	-9		-9
15	Ansley Almonor	09:51	1-2	1-2	0-0	0	0	0	1	0	3	1	0	0	0	0	-4		-4
5	Collin Chandler	02:15	0-0	0-0	0-0	0	0	0	0	0	0	0	0	0	0	0	-3		-3
Team																			
Totals			25-63	10-25	17-24	10	33	43	18	19	77	17	11	4	8	6	5		5

Technical Fouls: NONE

	DUK	KEN	Points from Turnovers	DUK	KEN	Period by Period Scoring			
Biggest lead	10 (1 <sup>st</sup> 2:40)	6 (1 <sup>st</sup> 13:51)	15	9		1st	2nd	TOT	
Best Scoring Run	9(1 <sup>st</sup> 7:08)	7 (1 <sup>st</sup> 13:51)	46	26					
Lead Changes		9	Second Chance	10	9	DUK	46	26	72
Times Tied		7	Fast Breaks	12	10				
Time with Lead	27:40	07:10	Bench	6	25	KEN	37	40	77

## GAME 2

#23/23 KENTUCKY 100, BUCKNELL 72



Official Basketball Box Score - Final  
**Bucknell at Kentucky**  
11/09/24 Rupp Arena, Lexington  
2024-25 Men's Basketball

Game Time: 4:00 PM  
Game Duration: 1:52  
Attendance: 20,048

Officials: Vladimir Voyard-Tadal, Garrick Shannon, Tony Chiazza

Bucknell - 72

Record: 2-1

NO.	Name	Min	FG		3P
-----	------	-----	----	--	----



# BOX SCORES

## GAME 5 #9/11 KENTUCKY 108, JACKSON STATE 59



Official Basketball Box Score - Final  
**Jackson St. at Kentucky**  
11/26/24 Rupp Arena, Lexington  
2024-25 Men's Basketball

Game Time: 7:00 PM  
Game Duration: 1:48  
Attendance: 19,961

Officials: Jason Baker, Shaun Seales, Michael Swoboda

Jackson St. - 59

Record: 0-6

NO.	Name	Min	FG		3P	FT	Rebounds		Fouls		TP	AS	TO	ST	Blocks		+/-	Shooting By Period		
			M-A	M-A	M-A	OR	DR	PF	FD	BS					BA	1st		FG%	13-34	38.2%
3	Jayme Mitchell Jr.	F 22:36	2-9	2-6	1-2	0	4	4	0	1	7	1	2	0	1	0	-39	3PT%	1-9	11.1%
7	Shannon Grant	F 25:13	3-5	0-0	2-4	1	4	5	3	3	8	0	3	0	1	0	-28	FT%	3-7	42.9%
13	Romelle Mansel	F 28:43	4-11	1-2	0-1	3	5	8	0	1	9	0	3	1	1	0	-34	2nd FG%	10-35	28.6%
1	Dorian McMillian	G 29:31	5-10	1-2	0-0	2	0	2	0	1	11	3	1	0	0	2	-33	3PT%	3-12	25.0%
21	Marcus Watson Jr.	G 28:48	6-10	0-1	0-0	2	0	2	3	0	12	1	3	2	0	2	-38	FT%	6-11	54.5%
0	Tamarian Hoover	14:49	1-6	0-2	3-3	1	2	3	1	1	5	0	0	0	0	0	-18	GM FG%	23-69	33.3%
14	Dylan Canoville	14:47	2-6	0-0	3-8	2	4	6	1	4	7	0	0	2	0	3	-21	3PT%	4-21	19.0%
20	Juan Reyna III	20:13	0-11	0-7	0-0	0	1	1	1	0	0	0	0	2	0	0	-18	FT%	9-18	50.0%
12	Delyle Williams	07:40	0-1	0-1	0-0	1	1	2	1	0	0	0	1	0	0	0	-8	Dead Ball Rebounds: 5, 0,		

Technical Fouls: NONE

Kentucky - 108

Record: 5-0

NO.	Name	Min	FG		3P		FT		Rebounds		Fouls		TP	AS	TO	ST	Blocks		+/-	
			M	A	M	A	M	A	OR	DR	TOT	PF					FD	BS		BA
7	Andrew Carr	F 24:07	3-4	0-1	0-0	1	5	6	2	2	6	5	0	2	0	0	21		1st FG 22-37 59.5%	
22	Amari Williams	F 17:20	2-3	0-0	0-0	1	7	8	0	0	4	3	0	0	2	0	25		3PT% 8-20 40.0%	
00	Otega Owheh	G 19:39	8-12	1-4	4-4	0	1	1	2	2	21	2	0	3	0	2	20		FT% 2-2 100%	
1	Lamont Butler	G 22:02	5-7	1-2	0-0	0	4	4	1	2	11	5	1	3	0	1	25		2nd FG 19-34 55.9%	
2	Jaxson Robinson	G 21:50	5-13	4-10	0-0	0	1	1	1	0	14	1	1	1	0	0	21		3PT% 9-19 47.4%	
4	Koby Brea	22:40	8-11	5-8	1-2	1	1	2	1	1	22	0	1	0	1	0	18		FT% 7-8 87.5%	
10	Brandon Garrison	22:40	3-7	0-2	0-0	1	7	8	0	0	6	6	2	3	3	0	24		GM FG 41-71 57.7%	
15	Ansley Almonor	15:02	3-6	2-5	2-2	0	3	3	2	1	10	0	1	0	0	0	28		3PT% 17-39 43.6%	
77	Kerr Kriisa	12:08	0-2	0-0	0-0	0	3	3	0	0	7	3	0	1	0	15		FT% 9-10 90.0%		
5	Collin Chandler	12:46	2-3	2-3	0-0	0	2	2	1	0	6	0	1	1	1	0	29		Dead Ball Rebounds: 0.0	
11	Travis Perry	05:50	1-2	1-1	2-2	0	1	1	0	2	5	0	0	0	0	0	9			
9	Trent Noah	02:55	1-1	1-1	0-0	0	0	0	0	0	3	0	0	0	1	0	10			
21	Walker Horn	00:51	0-0	0-0	0-0	0	0	0	0	0	0	0	0	0	0	0	0			
Team									0 2 2						0					
Totals			41-71	17-39	9-10	4	37	41	11	10	108	29	10	13	9	3	-49			

Technical Fouls: NONE

	JSU	UKY				
Biggest lead	2 (1 <sup>st</sup> 18:04)	51 (2 <sup>nd</sup> 0:41)	Points from Turnovers	JSU	UKY	Period by Period Scoring
Best Scoring Run	6(2 <sup>nd</sup> 3:58)	12 (2 <sup>nd</sup> 0:41)	Paint	32	44	
Lead Changes	2		Second Chance	11	4	
Times Tied	1		Fast Breaks	7	43	
Time with Lead	00:16	38:04	Bench	12	52	
			Period by Period Scoring			
				1st	2nd	TOT
			JSU	30	29	59
			UKY	54	54	108

## GAME 6 #8/8 KENTUCKY 87, WKU 68



Official Basketball Box Score - Final  
**Western Ky. at Kentucky**  
11/26/24 Rupp Arena, Lexington  
2024-25 Men's Basketball

Game Time: 6:30 PM  
Game Duration: 2:17  
Attendance: 20,049

Officials: Brian Dorsey, Keith Kimble, Hunter Allen

Western Ky. - 68

Record: 3-3

NO.	Name	Min	FG		3P		FT		Rebounds		Fouls		TP	AS	TO	ST	Blocks		+/-	
			M-A	%	M-A	%	M-A	%	OR	DR	TOT	PF					FD	BS		BA
5	Babacar Faye	F 22:53	5-7	0-1	6-6	4	2	6	5	3	16	0	3	2	1	0	1	0	-18	
24	Tyrone Marshall	F 26:00	1-4	1-3	2-2	1	4	5	3	1	5	0	2	0	0	0	1	-16		
2	Don McHenry	G 31:33	3-16	1-7	2-2	0	3	3	4	1	9	2	0	0	0	0	1	-12		
4	Kristian Lander	G 22:59	1-12	0-5	0-0	2	6	8	2	0	3	1	0	0	2	0	-11			
23	Enoch Kalambay	G 26:08	3-7	1-3	3-4	2	6	8	4	2	10	1	2	0	0	0	-9			
0	Braxton Bayless	09:51	1-1	0-0	0-1	0	0	0	0	1	1	2	1	0	0	0	-11			
1	Blaise Ketta	11:27	1-2	0-0	0-0	1	3	4	1	2	0	2	1	0	0	1	5			
3	Jalen Jackson	19:34	1-2	0-0	2-4	0	1	1	3	3	4	0	0	1	0	1	-10			
13	Julius Theoford	24:24	5-14	1-6	7-10	2	3	5	1	8	18	0	1	1	0	2	-11			
15	Jack Edelen	02:34	0-1	0-1	0-0	0	0	0	0	1	0	0	0	0	0	0	-3			
21	Leeroy Odiah	01:54	0-0	0-0	0-0	0	0	0	0	0	1	0	0	0	0	0	-1			
22	Jaylen Dorsey	00:21	0-0	0-0	0-0	0	0	0	0	0	0	0	0	0	0	0	1			
31	Tyler Olden	00:21	0-0	0-0	0-0	0	0	0	0	0	0	0	0	0	0	0	1			
Team						0	1	1				0	0	0						
Totals			21-66	4-26	22-29	12	29	41	29	20	68	7	11	7	3	7	-19			

Shooting By Period

1<sup>st</sup> FG%

10-33 30.3%

3<sup>PT</sup>%

3-16 18.8%

FT%

10-11 90.9%

2<sup>nd</sup> FG%

11-33 33.3%

3<sup>PT</sup>%

1-10 10.0%

FT%

12-16 66.7%

GM FG%

21-66 31.8%

3<sup>PT</sup>%

4-26 15.4%

FT%

22-29 75.9%

Dead Ball Rebounds: 2-0

Technical Fouls: NONE

Kentucky - 87

Record: 6-0

NO.	Name	Min	FG		3P		FT		Rebounds		Fouls		TP	AS	TO	ST	Blocks		BS BA +/-
			M-A	M-A	M-A	M-A	OR	DR	TOT	PF	FD	BS					BA		
7	Andrew Carr	F 29:34	6-8	0-1	6-8	3	7	10	1	7	18	3	0	0	1	0	0	21	1st FG% 14-31 45.2% 3PT% 4-14 28.6% FT% 13-18 72.2%
22	Amari Williams	F 18:54	1-4	0-0	6-10	2	8	10	2	6	8	3	6	0	4	0	9		
00	Otega Owheh	G 32:09	6-14	1-3	5-6	1	3	4	2	3	18	0	1	0	0	3	22	2nd FG% 11-31 35.5% 3PT% 4-15 26.7% FT% 16-24 66.7%	
1	Lamont Butler	G 28:25	3-9	0-3	8-12	3	2	5	3	8	14	4	1	0	1	0	21		
2	Jaxson Robinson	G 32:48	2-9	2-8	2-2	2	4	6	2	1	8	4	1	1	2	0	19	GM FG% 25-62 40.3% 3PT% 8-29 27.6% FT% 29-42 69.0%	
4	Koby Brea	22:49	3-7	3-7	0-0	0	3	3	4	0	9	0	0	1	0	0	14		
10	Brandon Garrison	12:29	2-4	0-1	0-2	0	5	5	2	1	4	1	1	1	0	0	-1		
15	Ansley Almonor	06:54	0-1	0-0	0-0	1	0	1	0	0	0	1	0	0	0	0	-5		
77	Kerr Kriisa	11:47	2-5	2-5	2-2	1	3	4	3	3	8	0	1	0	0	0	0		
5	Collin Chandler	04:11	0-1	0-1	0-0	0	0	0	0	1	0	0	0	1	0	0	-4		
Team						3	3	6				0	1				Dead Ball Rebounds: 5-0		
Totals			25-62	8-29	29-42	16	38	54	20	29	87	16	11	5	7	3	-19		

Technical Fouls: NONE

	WKU	UKY							
Biggest lead	3 (1 <sup>st</sup> 18:51)	21 (2 <sup>nd</sup> 1:52)	Points from Turnovers	WKU	UKY	Period by Period Scoring			
Best Scoring Run	8 (1 <sup>st</sup> 1:10)	8 (2 <sup>nd</sup> 19:00)	Paint	12	11	WKU	1st	2nd	TOT
Lead Changes			Second Chance	30	34		33	35	68
Times Tied	2		Fast Breaks	7	14	UKY	45	42	87
Time with Lead	01:39	36:38	Bench	23	11				
				26	21				

## GAME 8 RV/RV CLEMSON 70, #4/6 KENTUCKY 66



Official Basketball Box Score - Final  
**Georgia St. at Kentucky**  
11/29/24 Rupp Arena, Lexington  
2024-25 Men's Basketball

Game Time: 7:00 PM  
Game Duration: 2:04  
Attendance: 19,914

Officials: K.B. Burdett Jr., Rob Rorke, Chris Ford

Georgia St. - 76

Record: 4-4

NO.	Name	Min	FG		3P		FT		Rebounds		Fouls		TP	AS	TO	ST	Blocks		+/-	Shooting By Period		
			M-A	M-A	M-A	M-A	OR	DR	TOT	PF	FD	BA					BA	1st FG%		2nd FG%		
7	Zarique Nutter	F 27:34	7-12	1-2	4-7	0-1	1	5	5	19	3	3	1	0	2	-12			1st FG%	11-27	40.7%	
33	Nick McMillen	F 30:15	2-5	1-1	2-2	1	6	7	3	2	7	1	3	1	0	-24			3PT%	4-10	40.0%	
4	Cesare Edwards	C 25:23	8-15	3-3	2-3	2	2	4	3	3	21	2	2	1	0	0	-10			3PT%	7-12	58.3%
10	Jelani Hamilton	F 18:46	2-6	2-4	3-5	0	0	0	4	2	9	2	0	1	0	0	-12			2nd FG%	15-29	51.7%
1	Towhee Lane	F 35:51	3-11	2-7	1-1	0	0	0	4	2	9	2	0	1	0	0	-12			3PT%	7-11	63.6%
22	Malachi Brown	F 35:42	4-7	2-4	1-1	4	5	0	3	1	5	4	2	2	0	-27			3PT%	6-8	75%	
2	Justin Archer	L 20:08	0-0	0-0	0-0	0	5	5	3	1	1	1	1	0	0	-11			3PT%	26-46	56.5%	
21	Clash Peters	L 21:14	0-0	0-0	0-0	0	0	0	5	0	0	0	3	0	0	-13			GM FG%	11-21	52.4%	
1	Malik Ferguson	O 20:04	0-0	0-0	0-0	0	0	0	0	0	0	0	0	0	0	-1			3PT%	13-20	65.0%	
																			Dead Ball Rebounds: 3, 0			
Totals			26:56	11-21	13-20	5	3	22	24	18	76	14	18	6	1	2	-29					

# BOX SCORES

## GAME 9

#4/6 KENTUCKY 90, #7/8 GONZAGA 89<sup>OT</sup>



Official Basketball Box Score - Final  
**Kentucky at Gonzaga**  
12/07/24 Climate Pledge Arena, Seattle, WA  
2024-25 Men's Basketball

Game Time: 7:00 PM  
Game Duration: 2:27  
Attendance: 17,846

Officials: Gregory Nixon, Randy McCall, Olands Poole

Kentucky - 90

Record: 8-1

NO.	Name		Min	FG M-A	3P M-A	FT M-A	Rebounds OR DR TOT			Fouls PF FD	TP	AS	TO	ST	Blocks BS BA	+/-		
7	Andrew Carr	F	33:16	8-12	0-1	3-5	2	5	7	4	5	19	3	1	0	1	3	
22	Amani Williams	F	25:50	5-8	0-0	2-2	0	3	3	3	1	12	0	0	0	2	-5	
00	Otega Owheh	G	37:57	4-11	0-1	5-6	5	1	6	1	4	13	3	1	0	0	7	
2	Jaxson Robinson	G	36:27	7-15	2-5	2-2	0	3	3	4	1	18	5	0	1	0	10	
77	Kerr Krisia	G	26:38	3-7	2-5	0-0	3	0	3	2	1	8	4	1	0	0	-6	
4	Koby Brea		31:02	2-9	1-6	0-0	0	7	7	4	0	5	1	0	0	0	-10	
10	Brandon Garrison		16:51	4-7	1-2	1-1	3	6	9	2	1	10	1	3	0	1	7	
15	Ansley Almonor		09:53	1-4	1-3	2-2	2	0	2	1	1	5	0	0	0	0	1	
5	Collin Chandler		04:33	0-1	0-1	0-0	0	0	0	0	1	0	0	1	0	0	-3	
11	Travis Perry		02:33	0-1	0-1	0-0	0	0	0	0	0	0	0	0	0	0	1	
Team							1	2	3			0						
Totals				34-75	7-25	15-18	16	27	43	21	15	90	17	7	1	4	2	1

Shooting By Period		
1 <sup>st</sup> FG%	12-36	33.3%
3PT%	5-17	29.4%
FT%	5-5	100%
2 <sup>nd</sup> FG%	17-32	53.1%
3PT%	3-7	28.6%
FT%	9-9	100%
OT FG%	5-7	71.4%
3PT%	0-1	0.0%
FT%	1-4	25%
GM FG%	34-75	45.3%
3PT%	7-25	28.0%
FT%	15-18	83.3%

Dead Ball Rebounds: 1, 0

Technical Fouls:Garrison 1<sup>st</sup>6:14

Gonzaga - 89

Record: 7-2

NO.	Name	Min	FG M-A	3P M-A	FT M-A	Rebounds OR DR TOT	Fouls PF FD	TP	AS	TO	ST	Blocks BS BA	+/-				
13	Graham Ike	F 35:17	9-16	1-2	9-14	1	10	11	4	10	28	4	0	0	2	-5	
0	Ryan Nembhard	G 42:04	6-12	1-5	0-0	1	4	5	1	3	13	10	1	1	0	0	0
1	Michael Ajayi	G 25:59	1-4	0-1	2-2	2	1	3	4	2	4	1	0	0	0	0	9
11	Nolan Hickman	G 37:31	4-10	1-7	0-0	1	1	2	2	0	9	1	1	0	1	0	-1
99	Khalif Battle	G 34:51	5-9	1-5	2-2	2	2	4	2	1	13	1	3	0	0	0	-8
4	Dusty Stromer	17:42	2-5	2-3	0-1	2	2	4	0	1	6	0	0	1	0	0	7
33	Ben Gregg	24:01	5-11	0-3	4-5	4	3	7	2	3	14	0	0	0	0	2	-10
34	Braden Huff	09:38	1-4	0-1	0-0	0	3	3	0	0	2	0	0	0	0	0	4
5	Emmanuel Innocenti	05:30	0-0	0-0	0-0	0	0	0	0	0	0	0	0	0	1	0	-1
Team						2	1	3			0						
Totals			33-71	6-27	17-24	15	27	42	15	20	89	17	6	2	2	4	-1

Shooting By Period		
1 <sup>st</sup> FG%	19-35	54.3%
3PT%	3-12	25.0%
FT%	9-10	90%
2 <sup>nd</sup> FG%	11-28	39.3%
3PT%	0-9	0.0%
FT%	7-12	58.3%
OT FG%	3-8	37.5%
3PT%	3-6	50.0%
FT%	1-2	50%
GM FG%	33-71	46.5%
3PT%	6-27	22.2%
FT%	17-24	70.8%

Dead Ball Rebounds: 3, 0

Technical Fouls:NONE

	KEN	GON
Biggest lead	7 (1 <sup>st</sup> OT 2:48)	18 (2 <sup>nd</sup> 9:19)
Best Scoring Run	13 (2 <sup>nd</sup> 14:49)	8 (1 <sup>st</sup> 0:38)
Lead Changes	7	
Times Tied	1	
Time with Lead	06:38	36:34

Points from	KEN	GON
Turnovers	10	14
Paint	48	44
Second Chance	16	9
Fast Breaks	4	8
Bench	20	22

Period by Period Scoring				
	1st	2nd	OT1	TOT
KEN	34	45	11	90
GON	50	29	10	89

## GAME 10

#5/5 KENTUCKY 78, COLGATE 67



Official Basketball Box Score - Final  
**Colgate at Kentucky**  
12/11/24 Rupp Arena, Lexington  
2024-25 Men's Basketball

Game Time: 8:00 PM  
Game Duration: 1:46  
Attendance: 19,646

Officials: Don Daley, A.J. Desai, Enroll Lewis

Colgate - 67

Record: 2-9

NO.	Name	Min	FG M-A	3P M-A	FT M-A	Rebounds OR DR TOT	Fouls PF FD	TP	AS	TO	ST	Blocks BS BA	+/-				
33	Sam Wright	F 21:06	2-5	1-3	0-0	0	3	3	4	1	5	2	0	0	0	0	-2
1	Brady Cummins	G 26:14	5-9	0-1	0-0	1	1	2	0	1	10	1	1	0	0	0	-11
3	Jalen Cox	G 29:32	4-12	1-5	1-2	0	3	3	1	1	10	8	1	2	0	0	-12
5	Nicolas Louis-Jacques	G 21:51	4-8	1-4	0-0	1	1	2	2	1	9	1	2	0	0	1	1
25	Parker Jones	G 28:28	6-9	4-7	1-1	1	5	6	1	1	17	2	2	0	0	0	-11
10	Chandler Baker	18:13	2-7	2-4	0-0	1	4	5	0	0	6	1	1	0	0	0	-11
9	Cameron Brennan	18:54	0-4	0-2	0-0	1	7	8	1	0	0	0	1	0	0	1	-9
0	Julian Scott	09:51	1-2	0-0	0-0	1	0	1	1	1	2	0	0	0	0	1	0
4	Joshi Ahayera	11:32	0-2	0-1	0-0	1	2	3	1	0	0	0	0	2	0	1	0
13	Kyle Carlesimo	12:28	3-6	2-5	0-0	0	0	0	0	0	8	0	0	0	0	0	-1
2	Blake Forrest	00:37	0-0	0-0	0-0	0	0	0	0	0	0	0	0	0	0	0	0
7	Stevie Clark	00:37	0-2	0-1	0-0	0	1	1	0	0	0	0	0	0	0	1	0
23	Cooper Wright	00:37	0-0	0-0	0-0	0	0	0	0	0	0	0	0	0	0	0	0
Team						1	0	1			0						
Totals			27-66	11-33	2-3	8	27	35	11	6	67	15	8	5	0	4	-11

Shooting By Period		
1 <sup>st</sup> FG%	14-34	41.2%
3PT%	8-19	42.1%
FT%	0-0	0%
2 <sup>nd</sup> FG%	13-32	40.6%
3PT%	3-14	21.4%
FT%	2-3	66.7%
GM FG%	27-66	40.9%
3PT%	11-33	33.3%
FT%	2-3	66.7%

Dead Ball Rebounds: 2, 0

Technical Fouls:NONE

Kentucky - 78

Record: 9-1

NO.	Name	Min	FG M-A	3P M-A	FT M-A	Rebounds OR DR TOT	Fouls PF FD	TP	AS	TO	ST	Blocks BS BA	+/-				
7	Andrew Carr	F 27:50	4-8	0-0	3-3	4	6	10	3	11	3	0	2	1	0	19	
22	Amari Williams	F 22:23	6-8	0-0	3-5	4	4	8	1	3	15	2	1	0	1	0	2
00	Otega Owheh	G 30:53	6-13	2-5	1-2	0	5	5	0	2	15	4	0	1	0	0	17
2	Jaxson Robinson	G 34:21	4-14	2-11	1-1	1	3	4	1	1	11	3	2	1	2	0	5
4	Koby Brea	G 32:57	6-12	5-8	0-0	1	4	5	0	0	17	0	1	0	0	0	9
10	Brandon Garrison	17:37	2-6	0-0	0-2	1	4	5	2	2	4	2	0	2	0	0	9
11	Travis Perry	09:22	0-4	0-3	0-0	1	0	1	0	0	0	0	0	0	0	0	-1
15	Ansley Almonor	10:54	1-2	0-1	0-0	0	0	0	0	0	2	0	0	0	0	0	-8
5	Collin Chandler	03:11	0-1	0-1	0-0	1	1	2	1	0	0	0	1	0	0	0	-7
9	Trent Noah	10:32	1-2	1-2	0-0	0	1	1	0	0	3	1	0	0	0	0	10
Team						3	2	5			0						
Totals			30-70	10-31	8-13	16	30	46	6	11	78	15	6	8	4	0	11

Shooting By Period		
1 <sup>st</sup> FG%	13-35	37.1%
3PT%	4-15	26.7%
FT%	8-12	66.7%
2 <sup>nd</sup> FG%	17-35	48.6%
3PT%	6-16	37.5%
FT%	0-1	0%
GM FG%	30-70	42.9%
3PT%	10-31	32.3%
FT%	8-13	61.5%

Dead Ball Rebounds: 2, 0

Technical Fouls:NONE

	COL	UKY
Biggest lead	3 (2 <sup>nd</sup> 17:30)	18 (2 <sup>nd</sup> 5:21)
Best Scoring Run	11 (1 <sup>st</sup> 9:04)	17 (1 <sup>st</sup> 14:28)
Lead Changes	6	
Times Tied	0	
Time with Lead	02:56	36:29

Points from	COL	UKY
Turnovers	7	7
Paint	24	40
Second Chance	3	13
Fast Breaks	11	6
Bench	16	9

Period by Period Scoring			
	1st	2nd	TOT
COL	36	31	67
UKY	38	40	78

## GAME 11

#5/5 KENTUCKY 93, LOUISVILLE 85



Official Basketball Box Score - Final  
**Louisville at Kentucky**  
12/14/24 Rupp Arena, Lexington  
2024-25 Men's Basketball

Game Time: 5:15 PM  
Game Duration: 2:18  
Attendance: 21,093

Officials: Pat Adams, Job Hartness, Lee Cassell

Louisville - 85

Record: 6-5

NO.	Name	Min	FG M-A	3P M-A	FT M-A	Rebounds OR DR TOT	Fouls PF FD	TP	AS	TO	ST	Blocks BS BA	+/-				
0	James Scott	F 12:22	2-2	0-0	0-0	0	0	0	5	0	0	1	0	0	-6		
93	Noah Waterman	F 33:58	4-12	3-9	1-2	6	6	12	3	1	12	1	2	0	-5		
1	J'Vonnie Hadley	G 37:32	4-11	0-2	2-3	1	5	6	1	5	10	1	0	1	-11		
6	Reyne Smith	G 34:09	4-12	2-9	0-0	2	1	3	1	2	10	0	0	0	-4		
24	Chuckley Hepburn	G 36:55	9-18	4-11	4-6	1	4	5	5	4	26	5	3	1	-8		
5	Terrence Edwards Jr.	29:43	8-14	5-7	2-3	0	1	1	4	5	23	0	1	0	0	2	
9	Khani Rootins	13:20	0-1	0-1	0-0	0	1	1	1	0	1	1	0	0	0	-8	
Team						0	3	3				0	0				
Totals				31-70	14-39	9-14	10	21	31	20	18	85	8	7	3	0	-8

# BOX SCORES

## GAME 13 #10/11 KENTUCKY 88, BROWN 54



Official Basketball Box Score - Final  
**Brown at Kentucky**  
12/31/24 Rupp Arena, Lexington  
2024-25 Men's Basketball

Game Time: 2:00 PM  
Game Duration: 2:04  
Attendance: 20,042

Officials: Doug Shows, Owen Shortt, Jerry Heater

Brown - 54

Record: 7-5

NO. Name	Min	FG M-A	3P M-A	FT M-A	Rebounds OR DR TOT	Fouls PF FD	TP	AS	TO	ST	Blocks BS BA	+/-
22 Landon Lewis	F 26:44	6-12	0-0	3-5	3 3 6	3 5	15	3	3	2	1 2	-15
3 AJ Lesburn Jr.	G 29:11	2-4	1-3	0-1	0 5 5	1 1	5	1	2	0	0 0	-16
10 Kino Lilly Jr.	G 35:09	7-12	2-6	0-0	0 1 1	2 2	16	4	4	0	0 0	-27
13 Malcolm Wrisby-Jefferson	G 05:30	0-1	0-1	0-0	0 2 2	0 0	0	1	2	0	0 0	-4
21 Aaron Cooley	G 30:09	2-7	1-5	0-0	1 2 3	2 1	5	1	4	0	1 1	-24
4 Lyndel Erol	13:09	0-5	0-2	0-0	1 3 4	5 1	0	0	1	0	0 0	-12
2 Jeremiah Jenkins	09:57	0-0	0-0	0-0	0 1 1	0 0	0	1	1	0	0 0	-16
45 N'Namara Dabo	15:43	2-3	0-0	0-0	2 2 4	3 0	4	0	3	0	0 0	-23
25 Adrian Uchiduno	13:39	1-4	1-3	6-6	0 1 1	1 4	9	0	2	0	1 1	-6
23 David Rochester	10:08	0-1	0-1	0-0	0 3 3	0 0	0	0	1	1	0 0	-9
5 Sam Klores	05:48	0-0	0-0	0-0	0 0 0	0 0	0	0	0	0	0 0	-11
6 Wyatt Diegraaf	01:49	0-0	0-0	0-0	0 0 0	0 0	0	0	0	0	0 0	-3
14 Luke Paragon	01:49	0-0	0-0	0-0	0 0 0	0 0	0	0	0	0	0 0	-2
11 Jerrell Barron	01:15	0-0	0-0	0-0	0 0 0	0 0	0	0	0	0	0 0	-2
Team					3 2 5		0	0				
Totals		20-49	5-21	9-12	10 25 35	17 15	54	11	23	3	3 5	-34

Technical Fouls: NONE

Kentucky - 88

Record: 11-2

NO. Name	Min	FG M-A	3P M-A	FT M-A	Rebounds OR DR TOT	Fouls PF FD	TP	AS	TO	ST	Blocks BS BA	+/-
7 Andrew Carr	F 21:18	4-6	1-2	5-6	1 4 5	1 5	14	2	1	3	0 0	-22
22 Amari Williams	F 18:32	4-5	0-0	5-6	0 2 2	0 3	13	1	0	1	3 0	-19
00 Otega Owheh	G 16:45	6-11	1-3	0-0	0 1 1	2 1	13	2	0	4	0 0	-14
1 Lamont Butler	G 24:49	2-5	0-1	2-2	2 1 3	2 2	6	3	2	3	0 2	-29
2 Jaxson Robinson	G 21:33	3-6	1-4	1-2	0 2 2	1 2	8	2	1	1	0 0	-27
4 Kobay Brea	23:21	4-9	2-6	3-3	1 1 2	2 1	13	0	0	0	2 0	-18
10 Brandon Garrison	21:28	2-4	1-2	0-0	1 4 5	2 0	5	4	0	0	0 0	-15
15 Ansley Almonor	16:53	2-5	1-4	1-2	2 2 4	0 2	6	0	1	0	0 0	-11
11 Travis Perry	13:33	1-2	1-1	1-2	1 1 2	2 1	4	0	0	1	0 0	-6
5 Collin Chandler	15:33	0-5	0-3	0-0	1 0 1	2 0	0	3	0	1	0 0	-7
9 Trent Noah	04:26	2-2	2-2	0-0	0 0 0	1 0	6	0	0	0	0 0	-1
21 Walker Horn	01:49	0-0	0-0	0-0	0 0 0	0 0	0	1	0	0	0 0	-1
Team					0 2 2		0	0				
Totals		30-60	10-28	18-23	9 20 29	15 17	88	18	5	14	5 3	-34

Technical Fouls: NONE

	BWN	UKY
Biggest lead	2 (1 <sup>st</sup> 15:02)	36 (2 <sup>nd</sup> 6:24)
Best Scoring Run	5 (1 <sup>st</sup> 9:45)	10 (2 <sup>nd</sup> 10:19)
Lead Changes	2	
Times Tied	2	
Time with Lead	00:18	37:09

Points from	BWN	UKY
Turnovers	4	33
Paint	20	38
Second Chance	6	11
Fast Breaks	6	11
Bench	13	34

Period by Period Scoring			
	1st	2nd	TOT
BWN	27	27	54
UKY	39	49	88

Shooting By Period
1 <sup>st</sup> FG% 11-25 42.3%
3PT% 5-13 38.5%
FT% 12-14 85.7%
2 <sup>nd</sup> FG% 19-34 55.9%
3PT% 5-15 33.3%
FT% 6-9 66.7%
GM FG% 30-60 50.0%
3PT% 10-28 35.7%
FT% 18-23 78.3%

Dead Ball Rebounds: 1, 0

## GAME 14 #10/11 KENTUCKY 106, #6/5 FLORIDA 100



Official Basketball Box Score - Final  
**Florida at Kentucky**  
01/04/25 Rupp Arena, Lexington  
2024-25 Men's Basketball

Game Time: 11:00 AM  
Game Duration: 2:18  
Attendance: 21,393

Officials: Byron Jarrett, Todd Austin, Lucas Santos

Florida - 100

Record: 13-1 (0-1)

NO. Name	Min	FG M-A	3P M-A	FT M-A	Rebounds OR DR TOT	Fouls PF FD	TP	AS	TO	ST	Blocks BS BA	+/-
21 Alex Condon	F 32:15	2-6	0-2	3-8	3 7 10	3 5	7	3	0	0	1 1	-1
9 Rueben Chinyelu	F 21:20	4-4	0-0	2-2	5 3 8	3 2	10	3	1	1	2 0	-9
1 Walter Clayton Jr.	G 33:41	9-15	6-12	9-13	1 2 3	2 6	33	5	5	0	0 0	-3
5 Will Richard	G 35:48	4-8	0-3	1-1	3 3 6	2 1	9	2	0	0	0 0	-2
15 Alijah Martin	G 36:06	9-17	5-12	3-7	0 5 5	3 4	26	1	2	2	1 0	-8
10 Thomas Haugh	20:55	3-4	1-2	4-4	0 1 1	4 2	11	0	0	0	0 0	-1
11 Denzel Aberdeen	14:34	2-6	0-3	0-0	0 0 0	2 0	4	1	0	0	0 0	-12
4 Sam Alexis	05:21	0-0	0-0	0-0	0 0 0	1 0	0	1	0	0	0 0	0
Team					3 2 5		0	1				
Totals		33-60	12-34	22-35	15 23 38	20 20	106	16	9	3	4 2	-6

Technical Fouls: NONE

Kentucky - 106

Record: 12-2 (1-0)

NO. Name	Min	FG M-A	3P M-A	FT M-A	Rebounds OR DR TOT	Fouls PF FD	TP	AS	TO	ST	Blocks BS BA	+/-
7 Andrew Carr	F 29:23	4-8	2-5	4-7	2 2 4	3 4	14	5	0	0	0 0	-10
22 Amari Williams	F 21:59	6-7	0-0	3-4	3 5 8	3 4	15	5	1	0	1 1	-2
00 Otega Owheh	G 28:00	6-10	1-1	3-3	2 2 4	2 2	16	0	1	2	0 1	-7
1 Lamont Butler	G 32:37	6-9	1-3	6-7	0 2 2	2 5	19	8	2	3	0 0	-2
2 Jaxson Robinson	G 30:09	5-12	2-6	2-2	0 1 1	1 2	14	2	0	0	1 1	-3
10 Brandon Garrison	18:05	1-2	0-0	0-1	0 3 3	5 1	2	3	1	0	0 0	-3
4 Kobay Brea	22:29	8-11	7-9	0-0	0 1 1	1 3	23	0	0	0	0 0	-1
15 Ansley Almonor	11:56	0-3	0-3	0-0	1 2 3	0 0	1	0	1	0	0 0	-20
11 Travis Perry	07:23	1-2	0-0	0-0	0 0 0	1 0	3	1	0	0	0 0	-8
21 Walker Horn	00:00	0-0	0-0	0-0	0 0 0	0 0	0	0	0	0	0 0	0
Team					1 3 4		0	1				
Totals		37-64	14-29	18-24	9 21 30	20 20	106	25	6	6	2 4	-6

Technical Fouls: NONE

	FLA	UKY
Biggest lead	11 (1 <sup>st</sup> 11:13)	11 (2 <sup>nd</sup> 9:23)
Best Scoring Run	7(2 <sup>nd</sup> 4:16)	16(1 <sup>st</sup> 7:19)
Lead Changes	1	
Times Tied	2	
Time with Lead	10:50	27:40

Points from	FLA	UKY
Turnovers	4	20
Paint	38	44
Second Chance	31	12
Fast Breaks	8	17
Bench	15	28

Period by Period Scoring			
	1st	2nd	TOT
FLA	42	58	100
UKY	52	54	106

## GAME 15 RV/RV GEORGIA 82, #6/7 KENTUCKY 69



Official Basketball Box Score - Final  
**Kentucky at Georgia**  
01/07/25 Stegeman Coliseum, Athens  
2024-25 Men's Basketball

Game Time: 7:00 PM  
Game Duration: 2:35  
Attendance: 10,523

Officials: Don Daly, Steven Anderson, Olanda Poole

Kentucky - 69

Record: 12-3 (1-1)

NO. Name	Min	FG M-A	3P M-A	FT M-A	Rebounds OR DR TOT	Fouls PF FD	TP	AS	TO	ST	Blocks BS BA	+/-
7 Andrew Carr	F 24:21	2-7	0-2	2-2	2 3 5	4 3	6	1	0	0	0 0	-5
22 Amari Williams	F 12:35	1-4	0-0	0-0	2 3 5	4 1	2	1	3	0	0 0	-7
00 Otega Owheh	G 27:20	3-13	0-3	6-9	1 6 7	3 5	12	1	2	2	2 2	-8
1 Lamont Butler	G 34:16	8-14	1-3	3-4	2 2 4	2 5	20	3	1	4	0 1	-7
2 Jaxson Robinson	G 27:06	1-5	1-5	2-2	0 2 2	4 1	5	1	1	1	0 0	-7
10 Brandon Garrison	27:25	5-8	1-1	2-2	2 3 5	2 3	13	2	4	2	2 0	-6
11 Travis Perry	05:44	1-1	0-0	0-0	0 1 1	1 1	2	0	0	0	0 0	-6
4 Kobay Brea	26:45	2-10	2-9	0-0	2 1 3	1 1	6	0	0	1	0 0	-5
15 Ansley Almonor	12:02	1-2	1-2	0-0	0 0 0	4 0	3	0	0	0	0 0	-7
5 Collin Chandler	02:26	0-0	0-0	0-0	0 0 0	0 0	0	0	1	0	0 0	-7
Team					1 1 2		0	0	1			
Totals		24-64	6-25	15-19	12 22 34	25 20	69	8	14	10	5 4	-13

Technical Fouls: NONE

Georgia - 82

Record: 13-2 (1-1)

NO. Name	Min	FG M-A	3P M-A	FT M-A	Rebounds OR DR TOT	Fouls PF FD	TP	AS	TO	ST	Blocks BS BA	+/-
10 RJ Godfrey	F 21:48	2-3	0-1	2-2	2 2 4	2 1	6	2	0	2	0 0	-4
14 Asa Newell	F 34:18	5-9	2-5	5-8	3 4 7	2 7	17	2	2	1	1 0	-13
0 Blue Cain	G 26:25	4-10	2-5	5-5	0 8 8	4 3	15	1	3	1	0 0	-4
5 Silas Demary Jr.	G 34:05	2-5	2-3	8-8	1 3 4	4 5	14	2	1	1	0 0	-20
7 Tyrin Lawrence	G 14:09	1-4	0-2	0-0	0 1 1	2 0	2	0	2	0	0 0	-9
6 Somto Cyril	18:25	3-5	0-0	0-2	4 4 8	5 1	6	1	2	0	1 1	-13
1 Dakota Lefew	24:51	2-9	1-6	6-7	1 0 1	2 3	11	1	2	1	0 0	-10
2 De'Shayne Montgomery	21:44	3-9	0-2	3-6	0 2 2	0 4	9	0	2	0	1 1	-14
13 Dylan James	04:15	1-1	0-0	0-0	0 0 0	0 0	0	2	0	0	0 0	-4
Team					2 4 6		0	1				
Totals		23-55	7-24	29-38	13 28 41	20 25	82	9	15	7	4 5	-13

Technical Fouls: NONE

	KENT	UGA
Biggest lead	4 (1 <sup>st</sup> 18:01)	14 (2 <sup>nd</sup> 0:28)
Best Scoring Run	6 (2 <sup>nd</sup> 14:39)	7 (1 <sup>st</sup> 3:00)
Lead Changes	5	7
Times Tied	3	3
Time with Lead	08:09	29:55

Points from	KENT	UGA
Turnovers	10	13
Paint	36	26
Second Chance	15	17
Fast Breaks	12	12
Bench	24	28

Period by Period Scoring			
	1st	2nd	TOT
KENT	34	35	69
UGA	47	35	82

Shooting By Period
1 <sup>st</sup> FG% 15-31 48.4%
3PT% 5-12 41.7%
FT% 12-12 100%
2 <sup>nd</sup> FG% 8-24 33.3%
3PT% 2-12 16.7%
FT% 17-26 65.4%
GM FG% 23-55 41.8%
3PT% 7-24 29.2%
FT% 29-38 76.3%

Dead Ball Rebounds: 3, 2



Official Basketball Box Score - Final  
**Kentucky at Mississippi St.**  
01/11/25 Humphrey Coliseum, Starkville  
2024-25 Men's Basketball



# BOX SCORES

## GAME 17

#8/9 KENTUCKY 81, #11/11 TEXAS A&M 69



Official Basketball Box Score - Final  
Texas A&M at Kentucky  
01/14/25 Rupp Arena, Lexington  
2024-25 Men's Basketball

Game Time: 7:00 PM  
Game Duration: 2:33  
Attendance: 20,039

Officials: K.B. Burdett, Byron Jarrett, Doug Simmons

Texas A&M - 69

Record: 13-4 (2-2)

NO. Name	Min	FG M-A	3P M-A	FT M-A	Rebounds OR DR TOT	Fouls PF FD	TP	AS	TO	ST	Blocks BS BA	+/-
9 Solomon Washington	F 24:46	1-6	1-4	1-2	4 1 5	4 2 4	0	0	0	2	1 0	-14
15 Henry Coleman III	F 18:43	1-3	0-0	0-0	0 0 0	0 0 2	0	1	1	0	0	-14
1 Zhuric Phelps	G 33:12	8-19	2-9	3-4	2 5 7	3 3 21	2	4	1	0	0	-15
2 Hayden Hefner	G 24:58	2-8	1-6	2-2	0 2 2	4 1 7	0	1	1	0	1	-9
35 Manny Obaseki	G 21:14	4-9	2-5	2-4	0 1 1	5 4 12	1	3	0	0	1	-11
0 Jace Carter	21:22	1-4	1-2	0-0	1 3 4	1 0 3	0	0	0	0	2	2
10 C.J. Wilcher	10:22	0-2	0-2	0-0	0 1 1	0 0 0	0	1	0	0	0	-3
11 Anderson Garcia	22:55	1-2	0-1	3-5	0 1 1	3 4 5	0	0	0	2	2	4
22 Pharrel Payne	19:56	5-5	0-0	5-8	1 2 3	3 6 15	1	1	0	0	0	-2
24 Jaelyn Lee	02:32	0-1	0-1	0-0	0 0 0	0 1 0	0	0	0	0	0	-2
Team					3 3 6	0 0 1						
Totals		23-59	7-30	16-25	11 19 30	23 21 69	4	12	7	3	4	-12

Technical Fouls:Bench 1<sup>st</sup>8:14

Kentucky - 81

Record: 14-3 (3-1)

NO. Name	Min	FG M-A	3P M-A	FT M-A	Rebounds OR DR TOT	Fouls PF FD	TP	AS	TO	ST	Blocks BS BA	+/-
7 Andrew Carr	F 25:25	6-9	0-2	1-1	3 1 4	3 1 13	1	1	0	0	0	16
22 Amari Williams	F 22:52	3-6	0-0	2-2	3 9 12	4 5 8	4	3	1	1	2	16
00 Otega Owhe	G 28:27	2-5	0-0	7-10	0 2 2	3 6 11	4	1	3	1	0	4
1 Lamont Butler	G 29:36	0-3	0-1	6-8	0 2 2	2 4 6	7	6	3	0	0	8
2 Jaxson Robinson	G 33:39	8-17	5-13	1-1	1 7 8	2 0 22	2	0	0	1	1	20
4 Kobay Brea	17:54	1-5	1-5	2-2	0 1 1	0 1 5	0	0	0	0	0	-3
11 Travis Perry	10:24	2-4	2-4	0-0	0 0 0	2 0 6	0	2	1	0	0	4
10 Brandon Garrison	17:08	1-2	0-1	2-4	0 1 1	4 0 4	1	1	1	1	0	-4
15 Anasley Almonor	14:35	1-1	1-1	3-3	0 1 1	2 2 6	0	0	0	0	0	-4
Team					5 4 9	0 0 3						
Totals		24-52	9-27	24-31	12 28 40	22 23 81	19	17	9	4	3	12

Technical Fouls:Robinson 1<sup>st</sup>8:23

	TAM	UKY
Biggest lead	7 (1 <sup>st</sup> 8:16)	14 (2 <sup>nd</sup> 1:00)
Best Scoring Run	12 (1 <sup>st</sup> 8:16)	13 (2 <sup>nd</sup> 17:44)
Lead Changes	4	
Times Tied	3	
Time with Lead	10:07	26:49

Points from Turnovers	TAM	UKY
Paint	22	28
Second Chance	11	13
Fast Breaks	12	16
Bench	23	21

Period by Period Scoring	1st	2nd	TOT
TAM	32	37	69
UKY	35	46	81

## GAME 18

#4/5 ALABAMA 102, #8/9 KENTUCKY 97



Official Basketball Box Score - Final  
Alabama at Kentucky  
01/18/25 Rupp Arena, Lexington  
2024-25 Men's Basketball

Game Time: 12:00 PM  
Game Duration: 2:25  
Attendance: 21,108

Officials: Joe Lindsay, Steven Anderson, Patrick Evans

Alabama - 102

Record: 15-3 (4-1)

NO. Name	Min	FG M-A	3P M-A	FT M-A	Rebounds OR DR TOT	Fouls PF FD	TP	AS	TO	ST	Blocks BS BA	+/-
4 Grant Nelson	F 31:18	7-13	2-7	9-10	2 9 11	4 9 25	2	4	0	0	2	12
15 Jarin Stevenson	F 19:09	1-4	0-2	0-0	1 2 3	1 2 2	2	0	0	1	1	-7
11 Clifford Omoniyi	C 24:54	5-7	0-0	2-2	2 5 7	2 1 12	0	0	0	2	0	-12
0 Labaron Philon	G 31:07	4-10	3-5	4-4	3 1 4	1 2 15	4	2	1	0	2	2
1 Mark Sears	G 37:50	6-17	4-12	8-9	1 0 1	2 5 24	9	1	0	0	3	8
2 Aden Holloway	14:54	2-7	2-4	0-0	1 0 1	4 1 6	2	1	0	0	0	5
8 Chris Hollowood	23:51	3-4	2-3	2-2	0 1 1	2 1 10	0	1	0	0	0	-2
10 Mouhammed Dioubate	14:54	2-5	0-1	4-7	1 7 8	5 4 8	3	0	1	0	1	21
22 Aiden Sherrell	02:04	0-0	0-0	0-0	0 0 0	0 0 0	0	0	0	0	0	-2
Team					4 2 6	0 0 1						
Totals		30-67	13-34	29-34	15 27 42	21 25 102	10	20	3	3	8	5

Technical Fouls:NONE

Kentucky - 97

Record: 14-4 (3-2)

NO. Name	Min	FG M-A	3P M-A	FT M-A	Rebounds OR DR TOT	Fouls PF FD	TP	AS	TO	ST	Blocks BS BA	+/-
7 Andrew Carr	F 18:26	1-4	0-1	2-2	0 1 1	4 1 4	1	0	1	0	0	0
22 Amari Williams	F 22:15	5-11	0-0	3-6	5 6 11	5 5 13	1	4	1	2	1	-15
00 Otega Owhe	G 32:43	8-14	1-2	4-5	1 5 6	5 5 21	3	0	2	1	1	3
1 Lamont Butler	G 32:12	6-14	2-5	3-3	1 3 4	2 4 17	8	1	1	2	0	1
2 Jaxson Robinson	G 24:36	4-10	3-7	0-0	1 0 1	4 0 11	0	1	0	0	0	-3
4 Kobay Brea	24:42	4-7	2-3	0-0	0 2 2	1 3 10	0	1	1	3	1	-10
10 Brandon Garrison	18:42	5-7	1-3	0-0	2 4 6	0 1 11	5	0	0	0	0	6
11 Travis Perry	07:23	0-2	0-2	0-0	0 1 1	0 0 0	2	1	0	0	0	-5
15 Anasley Almonor	19:01	2-4	2-4	4-4	1 2 3	4 2 10	0	0	0	0	0	-2
Team					2 1 3	0 0 0						
Totals		35-73	11-27	16-20	13 25 38	25 21 97	20	8	6	8	3	-5

Technical Fouls:NONE

	BAM	UKY
Biggest lead	9 (1 <sup>st</sup> 15:12)	8 (1 <sup>st</sup> 7:24)
Best Scoring Run	11 (1 <sup>st</sup> 16:05)	7 (1 <sup>st</sup> 17:57)
Lead Changes	6	
Times Tied	6	
Time with Lead	23:34	13:29

Points from Turnovers	BAM	UKY
Paint	34	44
Second Chance	15	20
Fast Breaks	16	22
Bench	24	31

Period by Period Scoring	1st	2nd	TOT
BAM	47	55	102
UKY	45	52	97

## GAME 19

RV/RV VANDERBILT 74, #9/9 KENTUCKY 69



Official Basketball Box Score - Final  
Kentucky at Vanderbilt  
01/25/25 Memorial Gymnasium (Vanderbilt), Nashville, Tenn.  
Vanderbilt vs #9 Kentucky

Game Time: 1:30 PM  
Game Duration: 2:07  
Attendance: 14,316

Officials: KB Burdett, Mike Nance, Josue Nieves

Kentucky - 69

Record: 14-5 (3-3)

NO. Name	Min	FG M-A	3P M-A	FT M-A	Rebounds OR DR TOT	Fouls PF FD	TP	AS	TO	ST	Blocks BS BA	+/-
15 Anasley Almonor	F 24:28	4-5	4-5	0-0	0 4 4	1 0 12	0	1	0	0	0	-3
22 Amari Williams	F 22:59	2-4	0-0	2-4	3 2 5	0 2 6	4	1	0	2	0	5
00 Otega Owhe	G 32:45	8-14	0-3	5-7	3 9 12	0 4 21	3	4	1	0	0	-7
1 Lamont Butler	G 27:07	2-7	1-2	1-2	0 3 3	5 1 6	2	6	1	1	2	1
2 Jaxson Robinson	G 31:04	4-8	3-5	0-0	0 3 3	0 1 11	1	0	0	0	1	-3
11 Travis Perry	06:38	0-1	0-1	0-0	0 0 0	0 0 0	0	1	0	0	0	-8
4 Kobay Brea	21:58	1-5	1-4	0-0	0 4 4	1 1 3	0	0	0	1	0	4
10 Brandon Garrison	18:17	4-7	0-1	0-0	1 4 5	1 0 8	0	4	0	1	0	-8
5 Collin Chandler	02:53	0-1	0-1	0-0	0 0 0	0 0 0	0	1	0	0	0	-5
9 Trent Noah	11:51	1-2	0-1	0-0	3 1 4	2 0 2	0	0	1	0	0	-1
Team					0 3 3	0 0 0						
Totals		26-54	9-23	8-13	10 33 43	10 9 69	11	17	4	4	3	-5

Technical Fouls:NONE

Vanderbilt - 74

Record: 16-4 (4-3)

NO. Name	Min	FG M-A	3P M-A	FT M-A	Rebounds OR DR TOT	Fouls PF FD	TP	AS	TO	ST	Blocks BS BA	+/-
5 Tyler Nickel	F 27:30	4-7	3-6	0-0	1 3 4	0 0 11	1	1	1	0	0	6
99 Devin McGlockton	F 26:59	6-10	2-5	0-0	2 4 6	3 0 14	2	0	2	0	1	6
1 Jason Edwards	G 26:44	6-11	2-4	4-6	0 0 0	1 5 18	4	1	0	0	1	3
11 A.J. Hoggard	G 25:05	2-8	1-3	0-1	1 2 3	2 3 5	6	2	1	0	1	3
30 Chris Manon	G 20:38	2-8	0-3	0-2	1 2 3	1 1 4	3	0	0	1	2	-4
2 MJ Collins	20:47	2-8	1-5	0-0	0 0 0	1 0 5	0	0	0	1	0	1
4 Grant Huffman	13:15	0-1	0-1	0-0	0 3 3	0 0 0	0	1	0	1	0	-5
3 Tyler Tanner	22:29	3-6	1-2	0-0	0 2 2	0 0 7	4	0	2	0	1	10
22 Jaylen Carey	16:33	4-7	2-4	0-2	1 5 6	1 1 10	0	1	1	0	0	0
Team					2 1 3	0 0 0						
Totals		29-66	12-33	4-11	9 21 30	9 10 74	21	5	10	3	4	5

Technical Fouls:NONE

	UK	Vandy
Biggest lead	7 (2 <sup>nd</sup> 8:39)	14 (1 <sup>st</sup> 0:24)
Best Scoring Run	11 (2 <sup>nd</sup> 17:30)	9 (1 <sup>st</sup> 2:02)
Lead Changes	17	
Times Tied	4	
Time with Lead	10:37	26:08

Points from Turnovers	UK	Vandy
Paint	30	32
Second Chance	13	9
Fast Breaks	7	10
Bench	13	22

Period by Period Scoring	1st	2nd	TOT
UK	27	42	69
Vandy	41	33	74

## GAME 20

#12/12 KENTUCKY 78, #8/8 TENNESSEE 73



Official Basketball Box Score - Final  
Kentucky at Tennessee  
01/28/25 Food City Center, Knoxville, Tennessee  
2024-2025 Men's Basketball

Game Time: 7:03 PM  
Game Duration: 2:19  
Attendance: 22,272

Officials: Owen Shortt, Courtney Green, Ron Groover

Kentucky - 78

Record: 15-5 (4-3)

NO. Name	Min	FG M-A	3P M-A	FT M-A	Rebounds OR DR TOT	Fouls PF FD	TP	AS	TO	ST	Blocks BS BA
15 Anasley Almonor	F 29:43	4-7	4-7	0-0	0 2 2	2 0 12	3	1	0	0	0
22 Amari Williams	F 24:04	3-5	0-0	4-6	2 13 15	2 4 10	4	3	0	0	1
00 Otega Owhe	G 33:59	4-11	0-1	6-9	2 4 6	2 6 14	1	2	1	1	2
2 Jaxson Robinson	G 34:31	6-16	4-9	1-2	1 3 4	1 1 17	1	2	0	1	1
4 Kobay Brea	G 31:11	5-5	3-3	5-7	0 3 3	3 5 18	3	1	1	1	0
7 Andrew Carr	01:29	0-0	0-0	0-0	0 0 0	0 0 0	0	0	1	0	0
10 Brandon Garrison	15:55	1-2	0-1	0-0	1 1 2	1 1 2	1	0	0	0	0
11 Travis Perry	05:07	0-1	0-1	0-0	0 0 0	2 0 0	0	0	0	0	0
9 Trent Noah	08:50	2-2	1-1	0-0	0 1 1	2 0 5	0	0	0	0	0
5 Collin Chandler	15:12	0-1	0-1	0-0	1 1 2	2 1 0	0	1	1	1	0
					1 2 3	0	0	2			
Total		25-50	12-24	16-24	8 30 38	17 18	78	14	13	3 3 4	

# BOX SCORES

## GAME 21 ARKANSAS 89, #12/12 KENTUCKY 79



Official Basketball Box Score - Final  
**Arkansas at Kentucky**  
02/01/25 Rupp Arena, Lexington  
2024-25 Men's Basketball

Game Time: 9:00 PM  
Game Duration: 2:07  
Attendance: 21,266

Officials: Terry Oglesby, Don Daily, Vladimir Voyard-Tadai

Arkansas - 89				Record: 13-8 (2-6)											
NO. Name	Min	FG M-A	3P M-A	FT M-A	Rebounds OR DR TOT	Fouls PF FD	TP	AS	TO	ST	Blocks BS BA	+/-			
3 Adou Thiero	F 34:23	5-10	1-3	10-12	2 6 8	3 7	21	0	2	3	0 0	15			
11 Karier Knox	F 33:54	4-7	2-3	0-0	1 3 4	3 0	10	1	0	2	0 0	9			
44 Zvonimir Ivisic	F 25:13	5-8	4-7	0-0	0 4 4	2 0	14	1	1	1	0 0	10			
1 Johnell Davis	G 38:15	7-14	3-6	1-2	0 5 5	2 2	18	6	1	2	0 0	6			
21 D.J. Wagner	G 37:30	7-13	2-4	1-2	0 3 3	2 1	17	8	1	0	0 1	5			
4 Trevon Brazile	10:44	2-3	1-2	0-0	0 2 2	0 0	5	0	1	1	1 0	-4			
9 Jonas Aidoo	09:34	0-0	0-0	0-0	0 0 0	3 0	0	0	1	0	1 0	-1			
24 Billy Richmond III	10:21	2-3	0-0	0-0	0 2 2	1 0	4	1	0	1	0 0	10			
Team					1 1 2	0 0									
Totals		32-58	13-25	12-16	4 26 30	18 10	89	17	7	10	2 1	10			

Shooting By Period		
1 <sup>st</sup> FG%	16-33	48.5%
3PT%	9-18	50.0%
FT%	5-6	83.3%
2 <sup>nd</sup> FG%	16-25	64.0%
3PT%	4-7	57.1%
FT%	7-10	70%
GM FG%	32-58	55.2%
3PT%	13-25	52.0%
FT%	12-16	75.0%
Dead Ball Rebounds: 2 1		

Technical Fouls: Davis 2<sup>nd</sup> 1:06 Richmond III 2<sup>nd</sup> 1:06

Kentucky - 79		Record: 15-6 (4-4)											
NO. Name	Min	FG M-A	3P M-A	FT M-A	Rebounds OR DR TOT	Fouls PF FD	TP	AS	TO	ST	Blocks BS BA	+/-	
15 Ansley Almonor	F 24:33	4-6	3-5	1-1	2 1 3	2 1	12	2	0	0	0	-9	
22 Amari Williams	F 25:32	9-13	0-0	4-7	3 8 11	3 7	22	3	3	1	0	4	
00 Otega Owheh	G 31:39	5-13	0-1	0-1	1 1 2	0 1	10	0	1	0	0	-16	
2 Jaxxon Robinson	G 33:49	6-9	4-6	4-8	0 3 3	0 3	20	2	2	0	0	-9	
4 Koby Brea	G 29:22	2-8	1-6	0-0	0 4 4	1 0	5	1	2	0	0	0	
10 Brandon Garrison	14:28	1-4	0-1	0-0	2 1 3	1 0	2	2	1	1	0	-14	
7 Andrew Carr	15:27	1-4	1-2	0-0	0 4 4	3 2	3	1	1	0	1	-1	
11 Travis Perry	08:03	1-2	1-1	0-0	0 1 1	0 0	3	0	2	0	0	-2	
5 Collin Chandler	17:07	1-3	0-1	0-1	0 0 0	1 2	2	1	1	0	0	-3	
Team					1 1 2	0 0		0	0				
Totals		30-62	10-23	9-18	9 24 33	11 16	79	11	13	2	1 2	-10	

Shooting By Period		
1 <sup>st</sup> FG%	17-29	58.6%
3PT%	7-10	70.0%
FT%	4-8	50%
2 <sup>nd</sup> FG%	13-33	39.4%
3PT%	3-13	23.1%
FT%	5-10	50%
GM FG%	30-62	48.4%
3PT%	10-23	43.5%
FT%	9-18	50.0%
Dead Ball Rebounds: 5 0		

Technical Fouls: Williams 2<sup>nd</sup> 1:06

ARK		UKY	
Biggest lead	14 (2 <sup>nd</sup> 2:49)	6 (1 <sup>st</sup> 16:06)	
Best Scoring Run	9 (1 <sup>st</sup> 5:47)	7 (1 <sup>st</sup> 16:06)	
Lead Changes	6		
Times Tied	3		
Time with Lead	26:10	12:57	
Points from Turnovers	12	13	
Paint	32	38	
Second Chance	3	14	
Fast Breaks	18	5	
Bench	9	10	
Period by Period Scoring			
	1 <sup>st</sup>	2 <sup>nd</sup>	TOT
ARK	46	43	89
UKY	45	34	79

## GAME 22 #25/RV OLE MISS 98, #14/14 KENTUCKY 84



Official Basketball Box Score - Final  
**Kentucky at Ole Miss**  
02/04/25 The Sandy and John Black Pavilion at Ole Miss, Oxford, Miss.  
2024-25 Men's Basketball

Game Time: 6:00 PM  
Game Duration: 2:05  
Attendance: 9,128

Officials: Doug Shows, Steven Anderson, Byron Jarrett

Kentucky - 84													Record: 15-7 (4-5)				
NO.	Name	Min	FG		FT	Rebounds		Fouls		TP	AS	TO	ST	Blocks		+/-	
			M	A		OR	DR	PF	FD					BS	BA		
15	Ansley Almonor	F 15:29	0	0	0	0	0	0	0	0	0	0	0	0	0	-20	
22	Amari Williams	F 25:49	5	7	0	2	4	11	11	3	3	12	10	3	0	-18	
00	Otega Owheh	G 32:57	8	17	2	4	6	1	5	6	4	3	24	1	0	-15	
2	Jaxxon Robinson	G 30:12	6	13	5	10	1	0	2	2	4	1	18	2	1	-15	
4	Koby Brea	G 29:01	4	10	2	6	0	0	2	2	0	0	10	0	0	-13	
9	Trent Noah	12:51	0	0	0	0	0	0	0	0	0	0	0	0	0	-2	
11	Travis Perry	14:20	1	2	1	2	0	2	2	2	1	5	2	1	0	3	
7	Andrew Carr	22:39	3	3	0	4	6	1	3	4	2	5	10	3	0	7	
10	Brandon Garrison	14:11	2	5	0	0	1	4	5	1	1	5	3	0	0	4	
5	Collin Chandler	02:31	0	1	0	0	0	0	0	0	0	0	0	0	0	-1	
Team						3	2	5	0			0	3				
Totals			29:58	10:21	16:22	6	31	37	16	14	84	21	8	1	1	2	-14

Shooting By Period		
1 <sup>st</sup> FG%	12-31	38.7%
3PT%	5-10	50.0%
FT%	2-4	50%
2 <sup>nd</sup> FG%	17-27	63.0%
3PT%	5-11	45.5%
FT%	14-18	77.8%
GM FG%	29-58	50.0%
3PT%	10-21	47.6%
FT%	16-22	72.7%
Dead Ball Rebounds: 3 0		

Technical Fouls: NONE

Ole Miss - 98		Record: 17-6 (7-4)												
NO.	Name	Min	FG M-A	3P M-A	FT M-A	Rebounds OR DR TOT	Fouls PF FD	TP	AS	TO	ST	Blocks BS BA	+/-	
0	Malik Dia	F 23:47	6-13	2-4	2-5	0 4 4	1 5	16	0	0	1	2	0	11
3	Sean Pedulla	G 35:04	3-7	0-4	2-2	0 3 3	2 2	8	8	1	0	0	0	5
5	Jaylen Murray	G 28:44	5-7	2-4	3-5	0 3 3	2 3	15	10	0	0	0	0	12
11	Matthew Murrell	G 35:30	8-13	6-11	2-2	1 4 5	1 1	24	3	0	1	0	0	19
14	Dre Davis	G 28:06	7-10	1-2	2-2	1 2 3	3 1	17	0	0	0	0	0	12
4	Jaemyn Brakefield	22:03	3-7	2-3	2-3	0 2 2	1 3	10	2	0	0	0	0	-2
7	Davon Barnes	19:09	2-4	0-1	2-2	0 2 2	1 1	6	1	0	1	0	0	4
8	Eduardo Klatke	03:32	0-1	0-0	0-0	0 0 0	1 0	0	0	0	0	0	0	1
1	Mikeal Brown-Jones	06:05	1-2	0-1	0-0	0 2 2	0 0	2	0	0	0	0	0	7
Team						1 4 5	0	0						
Totals			35-64	13-30	15-21	3 26 29	14 16	98	24	1	3	2	1	14

Shooting By Period		
1 <sup>st</sup> FG%	20-33	60.6%
3PT%	9-17	52.9%
FT%	5-8	62.5%
2 <sup>nd</sup> FG%	15-31	48.4%
3PT%	4-13	30.8%
FT%	10-13	76.9%
GM FG%	35-64	54.7%
3PT%	13-30	43.3%
FT%	15-21	71.4%
Dead Ball Rebounds: 1 0		

Technical Fouls: NONE

UK		OM	
Biggest lead	0 (1 <sup>st</sup> 20:00)	27 (2 <sup>nd</sup> 19:04)	
Best Scoring Run	8 (2 <sup>nd</sup> 10:53)	11 (2 <sup>nd</sup> 19:37)	
Lead Changes	0		
Times Tied	0		
Time with Lead	00:00	39:44	
Points from Turnovers	0	9	
Paint	38	30	
Second Chance	6	2	
Fast Breaks	13	8	
Bench	20	18	
Period by Period Scoring			
	1 <sup>st</sup>	2 <sup>nd</sup>	TOT
UK	31	53	84
OM	54	44	98

## GAME 23 #14/14 KENTUCKY 80, SOUTH CAROLINA 57



Official Basketball Box Score - Final  
**South Carolina at Kentucky**  
02/08/25 Rupp Arena, Lexington  
2024-25 Men's Basketball

Game Time: 12:00 PM  
Game Duration: 2:15  
Attendance: 20,002

Officials: Job Hartness, Olandis Poole, Patrick Evans

South Carolina - 57				Record: 10-13 (0-10)												
NO. Name	Min	FG M-A	3P M-A	FT M-A	Rebounds OR DR TOT	Fouls PF FD	TP	AS	TO	ST	Blocks BS BA	+/-				
5 Nick Pringle	26:58	3-6	0-0	3-4	3 6 9	1 3	9	1	0	2	1 1	-15				
30 Collin Murray-Boyles	F 28:56	5-13	1-2	3-5	1 7 8	3 6	14	1	1	0	1 2	-4				
1 Jacobi Wright	G 23:07	4-8	1-4	3-4	0 1 1	1 1	12	1	1	1	0 0	-10				
2 Zachary Davis	G 33:00	3-8	1-2	0-0	2 4 6	0 0	7	1	0	0	1 1	-19				
6 Jamarri Thomas	G 25:56	3-12	1-6	4-6	0 3 3	4 6	11	2	2	1	0 0	-20				
15 Morris Ugusok	22:44	0-4	0-3	0-0	1 0 1	0 0	0	1	1	0	0 0	-18				
21 Arden Conyers	05:51	0-2	0-2	0-0	0 0 0	0 0	0	0	0	0	0 0	-3				
0 Jordan Butler	08:58	0-1	0-1	0-2	0 0 0	1 1	0	0	1	0	0 0	-13				
23 Cam Scott	18:41	1-4	0-2	2-2	0 1 1	2 1	4	0	1	0	0 0	-7				
31 Benjamin Bosmans-Verdonk	05:49	0-0	0-0	0-0	1 1 2	2 1	0	0	0	0	0 0	-6				
Team					1 3 4	0 2			0	2						
Totals		19-58	4-22	15-23	9 26 35	14 19	57	7	9	4	2 4	-23				

Shooting By Period		
1 <sup>st</sup> FG%	8-34	23.5%
3PT%	1-11	9.1%
FT%	2-6	33.3%
2 <sup>nd</sup> FG%	11-24	45.8%
3PT%	3-11	27.3%
FT%	13-17	76.5%
GM FG%	19-58	32.8%
3PT%	4-22	18.2%
FT%	15-23	65.2%
Dead Ball Rebounds: 4 0		

Technical Fouls: NONE

Kentucky - 80				Record: 16-7 (5-5)									
		Min	FG M-A	3P M-A	FT M-A	Rebounds OR DR TOT	Fouls PF FD	TP	AS	TO	ST	Blocks BS BA	+/-
15	Ansley Almonor	F 23:32	0-2	0-0	0-0	0 2 2	1 0	0	1	1	0	0	12
22	Amari Williams	F 21:20	4-9	0-0	2-2	1 5 6	4 3	10	2	2	0	0	32
00	Otega Owheh	G 29:14	6-10	1-2	4-4	1 3 4	3 2	17	0	2	2	1	13
1	Lamont Butler	G 23:28	2-5	0-0	4-5	0 1 1	2 3	8	3	3	1	0	13
2	Jaxxon Robinson	G 20:11	2-8	2-5	0-0	1 4 5	0 3	6	4	0	0	0	11
10	Brandon Garrison	20:40	7-8	1-2	0-0	0 1 1	2 1	15	1	0	0	2	-2
4	Koby Brea	30:19	4-8	2-6	0-0	0 5 5	2 10	6	0	1	0	0	21
7	Andrew Carr	14:19	3-5	1-1	2-2	1 2 3	4 2	9	0	0	0	1	4
9	Trent Noah	13:21	2-5	1-3	0-0	2 3 5	2 5	1	1	0	0	0	8
5	Collin Chandler	01:48	0-1	0-1	0-0	0 0 0	0 0	0	1	0	0	0	1
11	Travis Perry	01:48	0-1	0-1	0-0	0 1 1	0 0	0	0	0	0	0	2
Team						1 7 8	0	0	0	0			
Totals			30-62	8-23	12-13	7 34 41	20 14	8	19	9	4	4	23

# BOX SCORES

## GAME 25 TEXAS 82, #15/18 KENTUCKY 78



Official Basketball Box Score - Final  
**Kentucky at Texas**  
02/15/25 Moody Center, Austin  
2024-25 Men's Basketball

Game Time: 7:00 PM  
Game Duration: 2:26  
Attendance: 11,060

Officials: Doug Shows, Keith Kimble, Todd Austin

Kentucky - 78

Record: 17-8 (6-6)

NO. Name	Min	FG M-A	3P M-A	FT M-A	Rebounds OR DR TOT	Fouls PF FD	TP	AS	TO	ST	Blocks BS BA	+/-
15 Anselmy Almonor	F 23:10	3-5	1-3	4-4	1 2 3	1 2	11	1	0	0	0	-5
22 Amari Williams	F 26:28	6-10	1-2	5-11	6 6 12	2 8	18	3	1	1	1	-2
00 Otega Oweh	G 32:21	8-18	1-5	3-5	3 2 5	3 5	20	0	3	2	1	-2
4 Kobay Brea	G 34:35	0-6	0-4	4-4	1 3 4	3 4	4	0	0	3	0	-5
11 Travis Perry	G 27:47	2-8	2-5	0-0	1 1 2	3 0	6	3	3	1	0	0
7 Andrew Carr	16:20	2-5	0-2	2-2	0 1 1	5 2	6	0	2	1	0	0
9 Trent Noah	21:24	2-4	1-2	2-2	4 2 6	4 1	7	1	1	0	0	1
10 Brandon Garrison	13:32	3-5	0-0	0-0	1 3 4	1 0	6	2	2	0	0	-2
5 Collin Chandler	04:24	0-1	0-1	0-0	0 0 0	1 0	0	0	1	1	0	-5
Team					1 2 3		0	0				
Totals		26-62	6-24	20-28	18 22 40	23 22	78	10	15	9	2	-4

Technical Fouls: NONE

Texas - 82

Record: 16-10 (5-8)

NO. Name	Min	FG M-A	3P M-A	FT M-A	Rebounds OR DR TOT	Fouls PF FD	TP	AS	TO	ST	Blocks BS BA	+/-
5 Kadin Shadrick	F 31:11	2-2	0-0	1-2	2 3 5	3 3	5	0	2	2	2	11
25 Jayson Kent	F 29:14	3-4	0-1	0-1	4 4 8	4 5	6	1	1	1	0	-4
1 Julian Larry	G 19:01	0-4	0-2	0-0	1 1 2	2 0	0	3	2	0	0	-10
12 Tramon Mark	G 33:16	9-14	3-5	5-6	0 1 1	4 4	26	2	2	2	0	0
20 Tre Johnson	G 36:16	11-26	1-8	9-10	5 4 9	1 7	32	3	3	1	0	6
0 Jordan Pope	25:26	2-10	1-7	4-4	0 3 3	2 3	9	3	0	3	0	19
21 Ze'rik Onyema	11:54	2-3	0-0	0-0	0 5 5	4 1	4	0	1	0	1	-1
10 Nic Coddie	01:11	0-0	0-0	0-0	0 0 0	0 0	0	0	0	0	0	0
22 Devon Pryor	12:31	0-1	0-0	0-0	2 1 3	2 0	0	0	1	0	0	-9
Team					1 4 5	0	1					
Totals		29-64	5-23	19-23	15 26 41	22 23	82	12	13	9	6	2

Technical Fouls: NONE

	UK	TEXAS
Biggest lead	7 (1 <sup>st</sup> 16:34)	8 (2 <sup>nd</sup> 0:34)
Best Scoring Run	7 (1 <sup>st</sup> 16:34)	11 (2 <sup>nd</sup> 0:34)
Lead Changes	7	
Times Tied	9	
Time with Lead	22:46	13:12

Points from	UK	TEXAS
Turnovers	12	21
Paint	14	38
Second Chance	34	11
Fast Breaks	10	16
Bench	19	13

Period by Period Scoring	1st	2nd	TOT
UK	41	37	78
TEXAS	37	45	82

## GAME 26 #17/21 KENTUCKY 82, VANDERBILT 61



Official Basketball Box Score - Final  
**Vanderbilt at Kentucky**  
02/19/25 Rupp Arena, Lexington  
2024-25 Men's Basketball

Game Time: 7:00 PM  
Game Duration: 1:50  
Attendance: 20,164

Officials: Pat Adams, Job Hartness, Lee Cassell

Vanderbilt - 61

Record: 17-9 (5-8)

NO. Name	Min	FG M-A	3P M-A	FT M-A	Rebounds OR DR TOT	Fouls PF FD	TP	AS	TO	ST	Blocks BS BA	+/-
5 Tyler Nickel	F 22:09	1-8	1-5	0-0	2 1 3	1 0	3	2	0	0	1	-16
99 Devin McGlockton	F 29:34	5-10	2-6	2-4	3 7 10	2 2	14	2	1	3	0	-14
1 Jason Edwards	G 24:26	4-12	1-6	1-2	0 1 1	2 5	10	0	0	1	0	-15
11 A.J. Hoggard	G 21:37	2-5	0-1	1-2	0 1 1	2 3	5	4	1	1	0	-12
30 Chris Manon	G 17:25	3-3	1-1	0-0	1 1 2	2 1	7	2	3	2	0	-15
4 Grant Huffman	20:54	0-3	0-1	0-0	1 1 2	0 0	0	2	0	1	0	-7
22 Jaylen Carter	23:51	6-11	0-1	0-1	2 1 3	4 2	12	0	3	1	0	-9
2 MJ Collins	14:34	2-5	0-2	2-2	1 2 3	0 1	6	0	1	0	0	-11
3 Tyler Tanner	24:08	2-5	0-2	0-0	0 4 4	1 0	4	2	1	1	0	-9
24 JaQuaron "JQ" Roberts	01:22	0-0	0-0	0-0	0 0 0	0 0	0	0	0	0	0	3
Team					1 0 1		0	0				
Totals		25-62	5-25	6-11	11 19 30	14 14	61	14	10	10	1	-21

Technical Fouls: NONE

Kentucky - 82

Record: 18-8 (7-6)

NO. Name	Min	FG M-A	3P M-A	FT M-A	Rebounds OR DR TOT	Fouls PF FD	TP	AS	TO	ST	Blocks BS BA	+/-	
7 Andrew Carr	F 21:23	5-8	1-3	0-0	0 2 2	1 1	11	1	2	1	1	0	
22 Amari Williams	F 26:31	6-6	0-0	5-5	1 5 6	0 3	17	1	2	0	4	15	
00 Otega Oweh	G 31:28	7-10	1-2	5-5	0 7 7	4 4	20	3	1	1	0	23	
4 Kobay Brea	G 30:49	4-6	3-4	1-1	0 1 1	1 1	12	3	0	1	0	22	
11 Travis Perry	G 26:15	2-5	2-4	0-0	0 1 1	1 1	6	2	3	1	0	15	
5 Collin Chandler	15:07	2-5	1-4	2-2	1 5 6	3 3	7	2	2	2	0	3	
10 Brandon Garrison	14:54	0-1	0-1	0-0	0 1 1	1 1	0	2	2	0	1	6	
15 Anselmy Almonor	17:12	3-5	3-5	0-0	0 1 1	1 0	9	2	0	0	0	10	
9 Trent Noah	16:21	0-4	0-4	0-0	3 3 2	0 0	0	1	0	0	0	0	
Team					0 2 2		0	0					
Totals		29-50	11-27	13-13	2 28 30	14 14	82	16	13	6	7	1	21

Technical Fouls: NONE

	VAN	UKY
Biggest lead	1 (1 <sup>st</sup> 6:23)	24 (2 <sup>nd</sup> 1:40)
Best Scoring Run	7 (1 <sup>st</sup> 6:23)	9 (2 <sup>nd</sup> 12:55)
Lead Changes	4	
Times Tied	3	
Time with Lead	00:46	38:03

Points from	VAN	UKY
Turnovers	17	18
Paint	34	32
Second Chance	9	3
Fast Breaks	8	9
Bench	22	16

Period by Period Scoring	1st	2nd	TOT
VAN	40	21	61
UKY	41	41	82

## GAME 27 #4/4 ALABAMA 96, #17/21 KENTUCKY 83



Official Basketball Box Score - Final  
**Kentucky at Alabama**  
02/22/25 Coleman Coliseum, Tuscaloosa  
2024-25 Men's Basketball

Game Time: 5:00 PM  
Game Duration: 2:30  
Attendance: 14,474

Officials: Terry Oglesby, Byron Jarrett, Owen Shroff

Kentucky - 83

Record: 18-9 (7-7)

NO. Name	Min	FG M-A	3P M-A	FT M-A	Rebounds OR DR TOT	Fouls PF FO	TP	AS	ST	Blocks BS BA	+/-		
7 Andrew Carr	F 29:00	6-9	3-5	2-2	1 5 6	2 1	17	2	2	1	0	11	
22 Amari Williams	F 27:29	5-9	0-0	7-10	5 6 11	1 9	17	6	4	1	1	0	-8
00 Otega Oweh	G 22:16	1-9	0-0	0-0	1 5 6	5 2	2	2	2	2	0	3	-2
4 Kobay Brea	G 35:30	7-17	4-10	2-2	1 0 1	4 2	20	2	0	1	0	0	-9
11 Travis Perry	G 28:00	4-11	1-7	3-3	0 0 0	1 2	12	1	0	4	0	1	-18
5 Collin Chandler	12:33	2-3	1-1	0-0	0 0 0	5 1	5	1	2	2	0	0	7
10 Brandon Garrison	12:31	3-5	0-0	2-4	1 3 4	1 2	8	0	2	1	0	0	-5
9 Trent Noah	22:47	1-4	0-2	0-1	0 3 3	3 1	2	0	0	0	0	0	-20
15 Anselmy Almonor	09:55	0-1	0-1	0-0	0 0 0	0 0	0	0	0	0	0	0	-21
Team					2 1 3		0	1					
Totals		29-68	9-26	16-22	12 23 35	22 20	83	14	13	13	2	4	-13

Technical Fouls: NONE

Alabama - 96

Record: 22-5 (11-3)

NO. Name		Min	FG M-A	3P M-A	FT M-A	Rebounds OR DR TOT	Fouls PF FD	TP	AS	TO	ST	Blocks BS BA	+/-
4 Grant Nelson	C	15:01	2-4	0-1	1-2	0 3 3	4 1 5	2	0	0	2	0	5
11 Clifford Omoruyi	F	28:45	4-4	0-0	3-4	3 12 15	4 3 11	2	3	1	0	0	13
0 Labaron Philon	G	24:50	3-6	0-2	1-1	1 1 2	2 2 4	7	3	5	2	0	-4
1 Mark Sears	G	35:23	8-17	3-8	11-11	0 4 4	1 7 30	4	2	2	0	1	14
8 Chris Youngblood	G	27:56	5-8	3-5	1-1	0 0 0	1 3 14	2	1	0	0	1	17
2 Aden Holloway		22:58	6-14	5-12	2-3	0 4 4	2 3 19	0	1	1	0	0	6
15 Jarin Stevenson		23:35	1-3	0-2	2-2	0 4 4	3 1 4	1	2	1	1	0	5
10 Mohamed Dioubate		13:57	2-4	0-1	0-1	3 2 5	0 2 4	0	0	1	0	1	4
22 Aiden Sherrell		07:35	1-1	0-0	0-0	0 1 1	3 0 2	0	0	0	0	0	3
Team						1 0 1							
Totals			32-61	11-31	21-25	8 31 39	20 22 96	14	15	7	4	2	13

Technical Fouls: NONE

	UKY	ALA
Biggest lead	12 (1 <sup>st</sup> 9:37)	15 (2 <sup>nd</sup> 1:38)
Best Scoring Run	7 (2 <sup>nd</sup> 15:49)	9 (1 <sup>st</sup> 7:18)
Lead Changes	2	
Times Tied	1	
Time with Lead	13:23	25:38

Points from	UKY	ALA
Turnovers	11	24
Paint	34	38
Second Chance	15	9
Fast Breaks	6	23
Bench	15	29

Period by Period Scoring	1st	2nd	TOT
UKY	40	43	83
ALA	47	49	96

## GAME 28 #17/23 KENTUCKY 83, OKLAHOMA 82



Official Basketball Box Score - Final  
**Kentucky at Oklahoma**  
02/26/25 Lloyd Noble Center, Norman  
2024-25 Men's Basketball

Game Time: 8:00 PM  
Game Duration: 2:17  
Attendance: 10,162

Officials: Doug Shows, Courtney Green, Todd Austin

Kentucky - 83

Record: 19-9 (8-7)

NO. Name	Min	FG M-A	3P M-A	FT M-A	Rebounds OR DR TOT	Fouls PF FD	TP	AS	TO	ST	Blocks BS BA	+/-	
7 Andrew Carr	F 19:05	2-3	1-1	2-4	0 3 3	2 2	7	0	1	0	0	0	4
22 Amari Williams	F 19:06	2-3	0-0	4-5	1 2 3	4 6	8	3	2	2	0	0	-2
00 Otega Oweh	G 32:00	12-21	1-3	3-5	2 4 6	3 4	28	0	4	1	2	0	4
1 Lamont Butler	G 20:09	1-2	0-1	5-5	1 3 4	5 3	7	6	3	1	0	0	10
2 Jaxson Robinson	G 12:08	3-7	1-5	0-0	0 0 0	2 2	7	1	0	2	0	0	-3
4 Kobay Brea	34:51	3-10	1-6	2-2	1 6 7	0 1	9	3	1	1	0	0	-2
11 Travis Perry	11:02	1-2	1-2	2-2	0 0 0	0 2	5	0	0	0	0	0	-1
10 Brandon Garrison	26:49	5-8	2-3	0-1	1 3 4	1 1	12	0	1	3	2	0	-1
15 Ansley Almonor	04:31	0-1	0-0	0-0	0 0 0	1 0	0	1	0	0	0	0	-1
9 Trent Noah	13:47	0-0	0-0	0-0	1 2 3	0	0	1	1	0	0	0	2



# BOX SCORES

## GAME 29

#1/1 AUBURN 94, #17/23 KENTUCKY 78



Official Basketball Box Score - Final  
**Auburn at Kentucky**  
03/01/25 Rupp Arena, Lexington  
2024-25 Men's Basketball

Game Time: 1:00 PM  
Game Duration: 2:32  
Attendance: 21,268

Officials: Joe Lindsay, K.B. Burdett, Chuck Jones

Auburn - 94										Record: 27-2 (15-1)												
NO.	Name	Min	FG M-A	3P M-A	FT M-A	Rebounds OR DR TOT	Fouls PF FD	TP	AS	TO	ST	Blocks BS BA	+/-									
10	Chad Baker-Mazara	F 28:39	6-12	1-3	9-10	1 1 2	4 6	22	1	2	3	1 0	16									
4	Johni Broome	C 32:57	3-9	0-2	3-7	0 6 6	3 5	9	1	1	3	0 0	14									
44	Dylan Cardwell	C 21:02	0-0	0-0	0-0	1 2 3	4 0	0	0	0	0	0 0	10									
2	Denver Jones	G 08:17	1-2	0-1	2-2	0 2 2	1 1	4	1	1	0	0 0	10									
13	Miles Kelly	G 35:13	10-17	9-14	0-0	2 2 4	2 3	30	1	1	1	0 0	19									
0	Tahaad Pettiford	33:32	6-10	1-4	8-9	0 2 2	4 4	21	4	0	0	0 0	19									
31	Chaney Johnson	24:51	1-3	0-1	1-2	1 2 3	3 1	3	0	2	0	1 0	11									
5	Chris Moore	12:47	2-3	1-1	0-0	1 0 1	2 0	5	0	1	0	0 1	3									
8	Ja'Heim Hudson	02:42	0-0	0-0	0-0	0 0 0	3 0	0	0	0	0	0 0	-8									
Team						1 1 2		0		0												
Totals			29-56	12-26	24-31	5 18 23	25 19	94	8	8	7	2 1	16									
														Technical Fouls: NONE								

Kentucky - 78			Record: 19-10 (8-8)														
NO.	Name	Min	FG M-A	3P M-A	FT M-A	Rebounds OR DR TOT	Fouls PF FD	TP	AS	TO	ST	Blocks BS BA	+/-				
7	Andrew Carr	F 27:54	7-11	0-2	6-8	1 1 2	1 4	20	1	0	1	0	0	-9			
22	Amari Williams	F 31:25	3-5	0-0	7-13	3 11 14	4 10	13	7	6	0	0	0	-16			
00	Otega Oweth	G 19:57	1-3	0-0	2-2	0 0 0	4 1	4	1	1	1	0	0	-8			
1	Lamont Butler	G 32:07	4-13	0-3	7-8	1 1 2	2 5	15	0	5	1	0	1	-10			
4	Koby Brea	G 37:51	7-11	4-7	3-3	0 6 6	1 2	21	1	2	0	0	0	-17			
10	Brandon Garrison	12:34	0-1	0-1	1-2	0 0 0	3 2	1	0	1	1	1	0	-12			
11	Travis Perry	07:17	0-2	0-2	0-0	0 1 1	2 0	0	1	1	0	0	0	-5			
5	Collin Chandler	14:45	1-2	0-0	2-2	0 2 2	1 1	4	0	2	1	0	1	-3			
15	Anselmy Almonor	08:09	0-1	0-1	0-0	1 1 2	0 0	0	1	0	0	0	0	5			
9	Trent Noah	08:02	0-1	0-1	0-0	3 0 3	1 0	0	0	0	0	0	0	-5			
Team						3 3 6		0		0							
Totals			23-50	4-17	28-38	12 26 38	19 25	78	12	18	5	1 2	-16				
														Technical Fouls: NONE			

		AUB	UKY			Points from	AUB	UKY	Period by Period Scoring			
Biggest lead		22 (2 <sup>nd</sup> 14:31)	1 (1 <sup>st</sup> 17:16)	Turnovers		21	9	1st 2nd TOT				
Best Scoring Run		12 (1 <sup>st</sup> 14:20)	5 (1 <sup>st</sup> 8:55)	Paint		26	34	AUB 49 45 94				
Lead Changes		2		Second Chance		9	16	UKY 34 44 78				
Times Tied		1		Fast Breaks		22	10					
Time with Lead		39:29	00:19	Bench		29	5					

## GAME 30

#19/24 KENTUCKY 95, LSU 64



Official Basketball Box Score - Final  
**LSU at Kentucky**  
03/04/25 Rupp Arena, Lexington  
2024-25 Men's Basketball

Game Time: 7:00 PM  
Game Duration: 1:48  
Attendance: 21,288

Officials: Owen Shortt, Byron Jarrett, Jason Baker

SU - 64		Record: 14-16 (3-14)																				
NO.	Name	Min	FG M-A	3P M-A	FT M-A	Rebounds OR DR TOT	Fouls PF FD	TP	AS	TO	ST	Blocks BS BA	+/-									
6	Robert Miller III	F 24:40	7-11	1-2	0-1	0 6 6	1 1	15	0	1	1	1 0	-21									
10	Daimion Collins	F 19:34	1-4	0-2	0-0	1 4 5	0 1	2	1	1	0	3 0	-18									
3	Curtis Givens III	G 24:25	0-5	0-3	2-2	0 1 1	2 2	2	3	2	0	0 0	-14									
4	Dijl Bailey	G 33:03	2-4	0-1	1-2	1 5 6	1 2	5	3	4	1	0 0	-32									
5	Cam Carter	G 29:57	5-12	4-6	0-1	0 4 4	3 2	0	1	4	2	2 0	-31									
2	Mike Williams III	27:28	4-10	0-5	0-0	0 0 0	0 2	8	1	2	0	0 0	-17									
1	Jordan Sears	18:53	5-7	1-2	2-2	0 2 2	2 1	13	1	3	0	0 0	-12									
20	Derek Fountain	21:60	2-5	0-1	1-2	1 3 4	2 1	5	1	1	2	0 1	-10									
Team						0 2 2	0			0												
Totals			26-58	6-22	6-10	3 27 30	11 12	64	12	16	6	4 3	-31									
														Technical Fouls: NONE								

Kentucky - 95			Record: 20-10 (9-8)													
NO.	Name	Min	FG M-A	3P M-A	FT M-A	Rebounds OR DR TOT	Fouls PF FD	TP	AS	TO	ST	Blocks BS BA	+/-			
7	Andrew Carr	F 21:28	3-7	1-4	1-1	1 5 6	0 2	8	0	0	1	1	26			
22	Amari Williams	F 18:51	4-10	0-0	1-1	2 4 6	2 1	9	3	0	2	1	11			
00	Otega Oweth	G 26:04	9-11	0-1	6-6	0 8 8	2 3	24	3	2	3	0	33			
1	Lamont Butler	G 25:57	2-5	1-2	0-0	2 4 6	1 1	5	1	2	0	1	27			
4	Koby Brea	G 29:02	2-7	2-7	0-0	0 1 1	0 0	6	1	1	0	0	32			
9	Trent Noah	12:41	1-2	0-1	0-0	1 1 2	1 0	2	1	0	0	0	-3			
10	Brandon Garrison	20:46	6-12	2-5	1-1	0 2 2	2 1	15	4	1	3	1	19			
11	Travis Perry	08:39	0-2	0-2	0-0	0 2 2	2 0	0	1	1	1	0	-3			
15	Anselmy Almonor	18:55	6-7	3-4	0-0	0 0 0	0 0	1	15	0	0	1	0			
5	Collin Chandler	17:37	3-8	3-6	2-2	1 3 4	2 2	11	4	2	0	0	1			
13	Grant Darbyshire	09:00	0-0	0-0	0-0	0 0 0	0 0	0	0	0	0	0	-1			
20	Zach Tow	00:00	0-0	0-0	0-0	0 0 0	0 0	0	0	0	0	0	-1			
21	Walker Horn	00:00	0-0	0-0	0-0	0 0 0	0 0	0	0	0	0	0	-1			
Team						1 0 1		0		0						
Totals			36-71	12-32	11-11	8 30 38	12 11	95	22	8	13	3	4			

# BOX SCORES

## GAME 33

#5/8 ALABAMA 99, #15/19 KENTUCKY 70



Official Basketball Box Score - Final  
**Kentucky at Alabama**  
03/14/25 Bridgestone Arena, Nashville, Tenn.  
2024 SEC Men's Basketball Tournament

Game Time: 6:53 PM  
Game Duration: 2:10  
Attendance: 18,608

Officials: Joe Lindsay, Doug Shows, K.B. Burdett, Jr.

Kentucky - 70 Record: 22-11

NO.	Name	Min	FG M-A	3P M-A	FT M-A	Rebounds OR DR TOT	Fouls PF FD	TP	AS	TO	ST	Blocks BS BA	+/-
7	Andrew Carr	F 19:28	8-10	1-2	1-2	0 2 2	3 2	18	1	1	2	1 1	-13
22	Amari Williams	F 27:39	4-8	0-0	8-13	1 6 7	3 10	16	4	2	0	1 1	-14
00	Otega Owheh	G 20:42	1-6	0-0	6-8	0 4 4	2 4	8	0	5	1	1 0	-23
4	Koby Brea	G 33:14	3-10	2-7	0-0	0 3 3	1 1	8	2	1	0	0 0	-20
11	Travis Perry	G 30:15	2-8	1-3	6-8	1 3 4	2 4	11	1	2	0	0 0	-16
5	Collin Chandler	F 17:29	1-2	1-1	1-2	0 2 2	3 2	4	1	3	0	0 1	-13
10	Brandon Garrison	16:28	0-1	0-0	1-2	0 0 2	2 1	1	1	1	1	0 0	-17
15	Ansley Almonor	16:02	0-4	0-2	0-0	2 2 4	1 0	0	0	0	1	0 1	-15
9	Trent Noah	18:43	2-7	0-4	0-0	1 1 2	1 0	4	2	1	1	0 0	-14
Team						2 2 4		0	0				
Totals			21-56	5-19	23-35	7 27 34	18 24	70	12	16	6	3 4	-29

Technical Fouls: NONE

Shooting By Period		
1 <sup>st</sup> FG%	12-31	38.7%
3PT%	3-9	33.3%
FT%	11-14	78.6%
2 <sup>nd</sup> FG%	9-25	36.0%
3PT%	2-10	20.0%
FT%	12-21	57.1%
GM FG%	21-56	37.5%
3PT%	5-19	26.3%
FT%	23-35	65.7%

Dead Ball Rebounds: 6, 2



Official Basketball Box Score - Final  
**Troy at Kentucky**  
03/21/25 Fiserv Forum, Milwaukee  
2024 25 Men's Basketball

Game Time: 6:20 PM  
Game Duration: 2:02

Officials: John Gathney, Todd Austin, Bharat Ramanam

Troy - 57 Record: 23-11

NO.	Name	Min	FG M-A	3P M-A	FT M-A	Rebounds OR DR TOT	Fouls PF FD	TP	AS	TO	ST	Blocks BS BA	+/-
1	Thomas Dowd	F 26:59	0-7	0-4	0-0	3 8 11	1 1	0	1	1	3	0 1	-20
4	Myles Rigbsby	F 31:41	6-11	2-3	3-4	0 7 7	3 4	17	0	1	1	0 2	-17
15	Jackson Fields	F 28:21	2-7	2-6	1-2	2 5 7	2 2	7	2	2	1	0 0	-26
2	Marcus Rigbsby Jr.	G 18:54	2-8	1-5	0-0	0 0 0	0 0	5	1	0	0	0 2	-26
12	Taylon Cornerway	G 30:18	5-12	1-7	1-2	2 2 4	3 4	12	4	4	1	1 0	-20
24	Randarius Jones	07:04	0-1	0-0	0-0	1 2 3	0 0	0	0	0	1	0 0	5
3	Cooper Campbell	20:10	2-5	0-2	0-0	0 1 1	0 0	4	4	1	1	0 0	8
11	Victor Valdes	15:30	2-7	1-3	0-1	0 1 1	1 1	5	0	1	0	0 0	-5
33	Theo Seng	12:05	1-3	1-2	0-0	2 0 2	1 0	3	0	1	2	0 1	2
10	Jerrell Bellamy	04:35	2-2	0-0	0-0	0 1 1	0 0	4	0	0	0	0 0	2
0	Kerrington Kiel	01:49	0-0	0-0	0-0	0 0 0	0 0	0	0	0	0	0 0	3
14	Kameryn Mitchell	00:56	0-0	0-0	0-0	0 0 0	0 0	1	0	0	0	0 0	-1
21	Braydon Whitaker	00:56	0-0	0-0	0-0	0 0 0	0 0	0	1	0	0	0 0	-1
20	Jackson Porch	00:42	0-0	0-0	0-0	0 0 0	0 0	0	0	0	0	0 0	1
Team						1 0 1		0	1				
Totals			22-63	8-32	5-9	11 27 38	12 12	57	14	11	10	1 6	-19

Technical Fouls: NONE

Shooting By Period		
1 <sup>st</sup> FG%	11-33	33.3%
3PT%	4-16	25.0%
FT%	1-2	50%
2 <sup>nd</sup> FG%	11-30	36.7%
3PT%	4-16	25.0%
FT%	4-7	57.1%
GM FG%	22-63	34.9%
3PT%	8-32	25.0%
FT%	5-9	55.6%

Dead Ball Rebounds: 2, 0

Alabama - 99 Record: 25-7

NO.	Name	Min	FG M-A	3P M-A	FT M-A	Rebounds OR DR TOT	Fouls PF FD	TP	AS	TO	ST	Blocks BS BA	+/-
4	Grant Nelson	F 15:39	2-3	1-2	2-2	0 5 5	4 1	7	1	1	1	0 0	16
11	Clifford Omoruyi	C 12:39	3-5	0-0	2-4	1 5 6	4 2	8	1	0	0	0 0	14
0	Labaron Philon	G 26:14	8-14	1-4	4-6	1 2 3	0 4	21	4	1	3	1 0	16
1	Mark Sears	G 29:39	5-17	1-8	2-2	0 2 2	1 1	13	4	3	1	0 1	17
8	Chris Youngblood	G 25:58	2-6	2-5	0-0	0 0 0	0 2	6	1	0	0	0 0	17
10	Mouhamed Dioubate	22:14	5-6	1-1	2-2	0 8 8	1 2	13	0	1	1	2 0	6
15	Jarin Stevenson	18:58	6-8	3-5	1-1	1 3 4	4 1	16	0	1	3	1 0	17
2	Aden Holloway	21:25	4-9	2-4	3-4	0 2 2	2 3	13	4	1	1	0 0	23
22	Aiden Sherrell	15:02	1-2	0-0	0-0	4 3 7	5 1	2	1	2	1	0 1	14
35	Derrion Reid	09:07	0-1	0-0	0-0	0 2 2	1 0	1	0	1	0	0 0	3
45	Max Schamowski	03:05	0-0	0-0	0-0	0 0 0	0 0	0	0	0	0	0 0	2
Team						0 2 2		0	0				
Totals			36-71	11-29	16-21	7 34 41	24 18	99	17	10	11	4 3	29

Technical Fouls: NONE

Shooting By Period		
1 <sup>st</sup> FG%	16-37	43.2%
3PT%	2-13	15.4%
FT%	11-13	84.6%
2 <sup>nd</sup> FG%	20-34	58.8%
3PT%	9-16	56.3%
FT%	5-8	62.5%
GM FG%	36-71	50.7%
3PT%	11-29	37.9%
FT%	16-21	76.2%

Dead Ball Rebounds: 4, 0

	CATS	BAMA
Biggest lead	0 (1 <sup>st</sup> 20:00)	30 (2 <sup>nd</sup> 1:39)
Best Scoring Run	7 (1 <sup>st</sup> 9:32)	9 (1 <sup>st</sup> 11:24)
Lead Changes	0	
Times Tied	1	
Time with Lead	00:00	39:14

Points from	CATS	BAMA
Turnovers	6	29
Paint	30	46
Second Chance	7	6
Fast Breaks	3	19
Bench	9	44

Period by Period Scoring			
	1st	2nd	TOT
CATS	38	32	70
BAMA	45	54	99

## GAME 35

#18/21 KENTUCKY 84, RV/RV ILLINOIS 75



Official Basketball Box Score - Final  
**Illinois at Kentucky**  
03/23/25 Fiserv Forum, Milwaukee  
2024 25 Men's Basketball

Game Time: 4:15 PM  
Game Duration: 2:15

Officials: Brian Dorsey, Bert Smith, Job Harnness

Illinois - 75 Record: 22-13

NO.	Name	Min	FG M-A	3P M-A	FT M-A	Rebounds OR DR TOT	Fouls PF FD	TP	AS	TO	ST	Blocks BS BA	+/-
7	Will Riley	F 26:18	1-7	0-3	3-4	1 4 5	1 4	5	1	3	0	0 3	-14
13	Tomislav Ivisic	C 30:55	6-15	5-12	2-3	1 5 6	4 2	19	3	1	1	4 1	-1
4	Kylan Boswell	G 38:28	9-14	2-5	3-5	1 2 3	2 4	23	6	3	0	0 0	-5
22	Tre White	G 31:02	4-9	0-3	0-0	1 6 7	3 0	8	0	1	1	0 0	-3
32	Kasparas Jakucionis	G 36:42	5-13	2-9	1-2	3 5 4	4 3	13	2	6	0	0 0	-9
3	Ben Humrichous	12:53	0-0	0-0	2-2	1 6 7	2 1	2	0	0	0	0 0	-9
21	Morez Johnson Jr.	16:39	2-4	0-0	1-3	4 3 7	2 4	5	0	0	1	0 0	-6
2	Dra Gibbs-Lawhorn	04:50	0-0	0-0	0-0	0 0 0	1 0	0	0	0	0	0 0	0
15	Jake Davis	02:14	0-0	0-0	0-0	0 0 0	1 0	0	0	0	0	0 0	2
Team						1 3 4		0	0				
Totals			27-62	9-32	12-19	12 32 44	20 18	75	12	14	3	5 4	9

Technical Fouls: NONE

Kentucky - 84 Record: 24-11

NO.	Name	Min	FG M-A	3P M-A	FT M-A	Rebounds OR DR TOT	Fouls PF FD	TP	AS	TO	ST	Blocks BS BA	+/-
7	Andrew Carr	F 31:59	2-6	0-1	0-1	3 3 6	3 2	4	2	1	3	0 0	11
22	Amari Williams	F 25:41	4-11	0-0	0-1	2 8 10	1 1	8	6	1	1	3 2	4
00	Otega Owheh	G 24:31	6-12	0-1	3-5	0 4 4	2 4	15	1	0	1	1 1	3
1	Lamont Butler	G 33:12	4-5	2-3	4-5	0 2 2	2 7	14	5	2	3	0 0	7
4	Koby Brea	G 36:05	10-16	3-8	0-0	0 6 6	2 1	23	1	0	1	0 0	13
5	Collin Chandler	18:04	2-4	2-3	0-0	0 1 1	3 0	6	0	0	3	0 1	-2
10	Brandon Garrison	13:51	2-8	0-2	1-3	3 1 4	4 2	5	2	1	2	0 1	3
15	Ansley Almonor	08:20	1-3	1-3	2-2	0 1 1	1 1	5	1	0	0	0 0	0
9	Trent Noah	08:18	1-1	0-0	2-3	0 0 0	0 2	4	0	0	0	0 0	6
Team						1 1 2		0	0				
Totals			32-68	8-21	12-20	9 27 36	18 20	84	18	5	14	4 5	9

Technical Fouls: NONE

	ILL	KEN
Biggest lead	1 (1 <sup>st</sup> 16:42)	16 (2 <sup>nd</sup> 14:49)
Best Scoring Run	6 (1 <sup>st</sup> 5:55)	12 (2 <sup>nd</sup> 17:10)
Lead Changes	2	
Times Tied	1	
Time with Lead	00:26	37:24

Points from	ILL	KEN
Turnovers	8	26
Paint	32	40
Second Chance	9	6
Fast Breaks	11	14
Bench	7	20

Period by Period Scoring			
	1st	2nd	TOT
ILL	32	43	75
KEN	37	47	84

## GAME 36

#6/6 TENNESSEE 78, #18/21 KENTUCKY 65



Official Basketball Box Score - Final  
**Kentucky at Tennessee**  
03/26/25 Lucas Oil Stadium, Indianapolis, IN  
NCAA Division I Men's Basketball Championship - Sweet 16

Game Time: 7:39 PM  
Game Duration: 2:14

Officials: Doug Shows, Brian Dorsey, Lamar Simpson

Kentucky - 65 Record: 24-12

NO.	Name	Min	FG M-A	3P M-A	FT M-A	OR Reb	DR Reb	Fouls PF	TP	AS	TO	ST	BS Blocks	+/-								
7	Andrew Carr	F 20:25	4-9	0-3	1-2	0	1	2	2	9	0	0	0	1	-7							
22	Amari Williams	F 26:14	6-9	0-0	2-4	1	3	4	4	6	14	3	2	2	0	-10						
00	Otega Owheh	G 35:27	5-12	0-1	3-4	1	3	4	2	13	1	3	2	1	1	-7						
1	Lamont Butler	G 32:35	7-10	4-5	0-0	1	5	6	2	0	18	3	2	1	0	-12						
4	Koby Brea	G 31:38	1-7	1-4	2-2	0	2	2	1	3	5	1	1	0	1	-4						
5	Collin Chandler	14:57	1-1	1-1	0-0	0	1	1	1	0	3	0	2	1	0	-1						
10	Brandon Garrison	17:52	1-2	0-0	1-1	1-1	0	1	2	1	3	1	1	0	1	-3						
15	Anselmy Almonor	08:44	0-1	0-1	0-0	0	0	0	0	0	1	0	0	0	0	-9						
9	Trent Noah	12:08	0-0	0-0	0-0	0	0	0	1	0	0	0	0	0	0	-12						
Team						3			2		5		0		1							
Totals			25-51			6-15			9-13			7			17		2		3		-13	



# 2024-25 Kentucky Men's Basketball Combined Team Statistics All games

Page 1/1  
as of Mar 29, 2025

## Game Records

Record	Overall	Home	Away	Neutral
ALL GAMES	24-12	15-3	4-6	5-3
CONFERENCE	10-8	6-3	4-5	0-0
NON-CONFERENCE	14-4	9-0	0-1	5-3

## Score by Periods

Team	1st	2nd	OT	TOT
Kentucky	1416	1613	11	3040
Opponents	1334	1436	10	2780

## Team Box Score

No.	Player				Total		3-Point		F-Throw		Rebounds													
		GP-GS	MIN	AVG	FG-FGA	FG%	3FG-3FGA	3FG%	FT-FTA	FT%	OFF	DEF	TOT	AVG	PF	DQ	A	TO	BLK	STL	PTS	AVG		
00	OWEH, Otega	36-36	1020:10	28.3	204-415	.492	27-76	.355	149-192	.776	36	132	168	4.7	94	2	62	55	19	57	584	16.2		
2	ROBINSON, Jaxson	24-24	674:03	28.1	111-257	.432	62-165	.376	29-38	.763	15	69	84	3.5	45	1	41	22	11	14	313	13.0		
4	BREA, Koby	36-16	1010:09	28.1	147-313	.470	93-214	.435	32-35	.914	10	105	115	3.2	48	0	48	17	12	17	419	11.6		
1	BUTLER, Lamont	27-27	701:34	26.0	104-209	.498	27-69	.391	72-98	.735	22	55	77	2.9	68	3	115	54	6	42	307	11.4		
22	WILLIAMS, Amari	36-36	819:34	22.8	138-246	.561	1-4	.250	114-183	.623	74	232	306	8.5	79	1	115	82	44	20	391	10.9		
7	CARR, Andrew	35-29	840:09	24.0	129-237	.544	23-71	.324	80-107	.748	49	114	163	4.7	71	1	60	30	24	24	361	10.3		
10	GARRISON, Brandon	35-0	604:28	17.3	85-167	.509	12-40	.300	23-43	.535	40	95	135	3.9	71	1	65	41	20	30	205	5.9		
15	ALMONOR, Ansley	36-7	512:05	14.2	61-121	.504	39-92	.424	29-32	.906	20	37	57	1.6	40	0	17	7	3	7	190	5.3		
77	KRIISA, Kerr	9-1	156:58	17.4	12-43	.279	10-38	.263	6-7	.857	6	16	22	2.4	10	0	34	9	2	4	40	4.4		
5	CHANDLER, Collin	30-0	311:19	10.4	26-72	.361	17-49	.347	13-15	.867	5	25	30	1.0	38	1	21	26	2	20	82	2.7		
11	PERRY, Travis	31-4	301:44	9.7	25-80	.313	18-56	.321	16-20	.800	8	18	26	0.8	29	0	18	21	1	11	84	2.7		
9	NOAH, Trent	24-0	266:55	11.1	23-51	.451	12-36	.333	6-8	.750	17	29	46	1.9	27	0	10	9	1	3	64	2.7		
13	DARBYSHIRE, Grant	2-0	00:42	0.4	0-0	.000	0-0	.000	0-0	.000	0	0	0	0.0	0	0	0	0	0	0	0	0.0		
21	HORN, Walker	5-0	04:27	0.9	0-0	.000	0-0	.000	0-0	.000	0	0	0	0.0	0	0	1	0	0	0	0	0.0		
20	TOW, Zach	2-0	00:42	0.4	0-0	.000	0-0	.000	0-0	.000	0	0	0	0.0	0	0	0	0	0	0	0	0.0		
Team											54	86	140					19						
Total		36	7225		1065-2211	.482	341-910	.375	569-778	.731	356	1013	1369	38.0	620	10	607	392	145	249	3040	84.4		
Opponents		36	7225		990-2268	.437	302-991	.305	498-695	.717	364	907	1271	35.3	637	12	465	369	104	229	2780	77.2		

## Team Statistics

	UK	OPP
Scoring	3040	2780
Points per game	84.4	77.2
Scoring margin	+7.2	-
Field goals-att	1065-2211	990-2268
Field goal pct	.482	.437
3 point fg-att	341-910	302-991
3-point FG pct	.375	.305
3-pt FG made per game	9.5	8.4
Free throws-att	569-778	498-695
Free throw pct	.731	.717
F-Throws made per game	15.8	13.8
Rebounds	1369	1271
Rebounds per game	38.0	35.3
Rebounding margin	+2.7	-
Assists	607	465
Assists per game	16.9	12.9
Turnovers	392	369
Turnovers per game	10.9	10.3
Turnover margin	-0.6	-
Assist/turnover ratio	1.5	1.3
Steals	249	229
Steals per game	6.9	6.4
Blocks	145	104
Blocks per game	4.0	2.9
Winning streak	0	-
Home win streak	1	-
Attendance	366007	124547
Home games-Avg/Game	18-20334	10-12455
Neutral site-Avg/Game	-	8-15305

## Team Results

Date	Opponent		Score	Att.
11/04/2024	Wright St.	W	103-62	19635
11/09/2024	Bucknell	W	100-72	20048
11/12/2024	vs Duke	W	77-72	16107
11/19/2024	Lipscomb	W	97-68	19314
11/22/2024	Jackson St.	W	108-59	19961
11/26/2024	Western Ky.	W	87-68	20049
11/29/2024	Georgia St.	W	105-76	19914
12/03/2024	at Clemson	L	66-70	9000
12/07/2024	vs Gonzaga	Wot	90-89	17846
12/11/2024	Colgate	W	78-67	19646
12/14/2024	Louisville	W	93-85	21093
12/21/2024	vs Ohio St.	L	65-85	19812
12/31/2024	Brown	W	88-54	20042
01/04/2025	Florida	W	106-100	21093
01/07/2025	at Georgia	L	69-82	10523
01/11/2025	at Mississippi St.	W	95-90	9551
01/14/2025	Texas A&M	W	81-69	20039
01/18/2025	Alabama	L	97-102	21108
01/25/2025	at Vanderbilt	L	69-74	14316
01/28/2025	at Tennessee	W	78-73	22272
02/01/2025	Arkansas	L	79-89	21266
02/04/2025	at Ole Miss	L	84-98	9128
02/08/2025	South Carolina	W	80-57	20003
02/11/2025	Tennessee	W	75-64	20076
02/15/2025	at Texas	L	78-82	11060
02/19/2025	Vanderbilt	W	82-61	20164
02/22/2025	at Alabama	L	83-96	13474
02/26/2025	at Oklahoma	W	83-82	10162
03/01/2025	Auburn	L	78-94	21268
03/04/2025	LSU	W	95-64	21288
03/08/2025	at Missouri	W	91-83	15061
03/13/2025	vs Oklahoma	W	85-84	16347
03/14/2025	vs Alabama	L	70-99	18608
03/21/2025	vs Troy	W	76-57	16894
03/23/2025	vs Illinois	W	84-75	16829
03/28/2025	vs Tennessee	L	65-78	0





## 2024-25 Kentucky Men's Basketball Combined Team Statistics In Conference games

Page 1/1  
as of Mar 29, 2025

### Game Records

Record	Overall	Home	Away	Neutral
ALL GAMES	10-8	6-3	4-5	0-0
CONFERENCE	10-8	6-3	4-5	0-0
NON-CONFERENCE	0-0	0-0	0-0	0-0

### Score by Periods

Team	1st	2nd	OT	TOT
Kentucky	701	802	0	1503
Opponents	697	763	0	1460

### Team Box Score

No.	Player				Total		3-Point		F-Throw		Rebounds													
		GP-GS	MIN	AVG	FG-FGA	FG%	3FG-3FGA	3FG%	FT-FTA	FT%	OFF	DEF	TOT	AVG	PF	DQ	A	TO	BLK	STL	PTS	AVG		
00	OWEH, Otega	18-18	532:40	29.6	104-216	.481	11-33	.333	75-99	.758	20	77	97	5.4	51	2	27	33	12	28	294	16.3		
2	ROBINSON, Jaxson	11-11	307:37	28.0	54-117	.462	37-81	.457	13-18	.722	5	27	32	2.9	21	0	18	9	3	4	158	14.4		
22	WILLIAMS, Amari	18-18	429:20	23.9	72-122	.590	1-3	.333	65-98	.663	43	116	159	8.8	51	1	67	48	17	10	210	11.7		
4	BREA, Koby	18-10	523:04	29.1	65-150	.433	42-105	.400	21-23	.913	6	47	53	2.9	22	0	25	8	5	14	193	10.7		
1	BUTLER, Lamont	12-12	338:41	28.2	41-96	.427	8-27	.296	37-46	.804	7	25	32	2.7	30	2	56	29	3	21	127	10.6		
7	CARR, Andrew	17-11	360:18	21.2	55-102	.539	13-37	.351	36-47	.766	19	46	65	3.8	39	1	19	15	7	8	159	9.4		
15	ALMONOR, Ansley	18-7	302:19	16.8	36-62	.581	27-53	.509	15-15	1.000	7	19	26	1.4	24	0	12	4	1	2	114	6.3		
10	GARRISON, Brandon	18-0	301:31	16.8	47-87	.540	9-25	.360	9-20	.450	15	43	58	3.2	34	1	28	22	12	12	112	6.2		
11	PERRY, Travis	18-3	201:22	11.2	20-54	.370	15-41	.366	7-8	.875	3	12	15	0.8	21	0	15	17	1	9	62	3.4		
9	NOAH, Trent	12-0	171:07	14.3	13-30	.433	7-21	.333	4-5	.800	14	20	34	2.8	18	0	6	5	0	1	37	3.1		
5	CHANDLER, Collin	14-0	132:01	9.4	12-32	.375	7-21	.333	6-7	.857	3	11	14	1.0	17	1	11	13	1	7	37	2.6		
13	DARBYSHIRE, Grant	1-0	00:00	0.0	0-0	.000	0-0	.000	0-0	.000	0	0	0	0.0	0	0	0	0	0	0	0	0.0		
21	HORN, Walker	1-0	00:00	0.0	0-0	.000	0-0	.000	0-0	.000	0	0	0	0.0	0	0	0	0	0	0	0	0.0		
20	TOW, Zach	1-0	00:00	0.0	0-0	.000	0-0	.000	0-0	.000	0	0	0	0.0	0	0	0	0	0	0	0	0.0		
Team											25	40	65					12						
Total		18	3600		519-1068	.486	177-447	.396	288-386	.746	167	483	650	36.1	328	8	284	215	62	116	1503	83.5		
Opponents		18	3600		504-1109	.454	167-514	.325	285-395	.722	180	437	617	34.3	325	5	237	174	56	124	1460	81.1		

### Team Statistics

	UK	OPP
<b>Scoring</b>		
Points per game	83.5	81.1
Scoring margin	+2.4	-
<b>Field goals-att</b>		
Field goal pct	.486	.454
<b>3 point fg-att</b>		
3-point FG pct	.396	.325
3-pt FG made per game	9.8	9.3
<b>Free throws-att</b>		
Free throw pct	.746	.722
F-Throws made per game	16.0	15.8
<b>Rebounds</b>		
Rebounds per game	36.1	34.3
Rebounding margin	+1.8	-
<b>Assists</b>		
Assists per game	15.8	13.2
<b>Turnovers</b>		
Turnovers per game	11.9	9.7
Turnover margin	-2.3	-
Assist/turnover ratio	1.3	1.4
<b>Steals</b>		
Steals per game	6.4	6.9
<b>Blocks</b>		
Blocks per game	3.4	3.1
<b>Winning streak</b>		
Home win streak	1	-
<b>Attendance</b>		
Home games-Avg/Game	9-20701	9-12839
Neutral site-Avg/Game	-	0-0

### Team Results

Date	Opponent		Score	Att.
01/04/2025	Florida	W	106-100	21093
01/07/2025	at Georgia	L	69-82	10523
01/11/2025	at Mississippi St.	W	95-90	9551
01/14/2025	Texas A&M	W	81-69	20039
01/18/2025	Alabama	L	97-102	21108
01/25/2025	at Vanderbilt	L	69-74	14316
01/28/2025	at Tennessee	W	78-73	22272
02/01/2025	Arkansas	L	79-89	21266
02/04/2025	at Ole Miss	L	84-98	9128
02/08/2025	South Carolina	W	80-57	20003
02/11/2025	Tennessee	W	75-64	20076
02/15/2025	at Texas	L	78-82	11060
02/19/2025	Vanderbilt	W	82-61	20164
02/22/2025	at Alabama	L	83-96	13474
02/26/2025	at Oklahoma	W	83-82	10162
03/01/2025	Auburn	L	78-94	21268
03/04/2025	LSU	W	95-64	21288
03/08/2025	at Missouri	W	91-83	15061



# 2024-25 Kentucky Men's Basketball Combined Team Statistics Specific games

Page 1/1  
as of Mar 29, 2025

## Game Records

Record	Overall	Home	Away	Neutral
ALL GAMES	2-1	0-0	0-0	2-1
CONFERENCE	0-0	0-0	0-0	0-0
NON-CONFERENCE	2-1	0-0	0-0	2-1

## Score by Periods

Team	1st	2nd	OT	TOT
Kentucky	100	125	0	225
Opponents	102	108	0	210

## Team Box Score

No.	Player				Total		3-Point		F-Throw		Rebounds													
		GP-GS	MIN	AVG	FG-FGA	FG%	3FG-3FGA	3FG%	FT-FTA	FT%	OFF	DEF	TOT	AVG	PF	DQ	A	TO	BLK	STL	PTS	AVG		
00	OWEH, Otega	3-3	92:53	31.0	19-37	.514	1-4	.250	9-13	.692	3	13	16	5.3	8	0	8	6	2	5	48	16.0		
4	BREA, Koby	3-3	102:12	34.1	16-32	.500	7-18	.389	2-2	1.000	0	10	10	3.3	3	0	6	1	2	1	41	13.7		
1	BUTLER, Lamont	3-3	90:55	30.3	11-20	.550	6-11	.545	4-5	.800	2	8	10	3.3	6	0	11	6	1	4	32	10.7		
22	WILLIAMS, Amari	3-3	76:28	25.5	12-28	.429	0-0	.000	3-10	.300	4	23	27	9.0	5	0	13	5	4	3	27	9.0		
7	CARR, Andrew	3-3	82:50	27.6	11-24	.458	2-7	.286	2-4	.500	3	6	9	3.0	8	0	5	2	3	3	26	8.7		
10	GARRISON, Brandon	3-0	47:22	15.8	8-17	.471	1-5	.200	4-7	.571	5	6	11	3.7	7	0	5	3	0	5	21	7.0		
5	CHANDLER, Collin	3-0	43:06	14.4	5-9	.556	5-8	.625	3-3	1.000	0	3	3	1.0	5	0	1	3	0	5	18	6.0		
9	NOAH, Trent	3-0	28:26	9.5	2-3	.667	1-2	.500	2-3	.667	0	1	1	0.3	4	0	0	0	0	0	7	2.3		
15	ALMONOR, Ansley	3-0	25:56	8.6	1-6	.167	1-5	.200	2-2	1.000	0	2	2	0.7	1	0	2	0	0	0	5	1.7		
13	DARBYSHIRE, Grant	1-0	00:42	0.7	0-0	.000	0-0	.000	0-0	.000	0	0	0	0.0	0	0	0	0	0	0	0	0.0		
21	HORN, Walker	1-0	00:42	0.7	0-0	.000	0-0	.000	0-0	.000	0	0	0	0.0	0	0	0	0	0	0	0	0.0		
11	PERRY, Travis	1-0	07:47	7.8	0-2	.000	0-2	.000	0-0	.000	0	0	0	0.0	0	0	0	0	0	0	0	0.0		
20	TOW, Zach	1-0	00:42	0.7	0-0	.000	0-0	.000	0-0	.000	0	0	0	0.0	0	0	0	0	0	0	0	0.0		
Team											6	4	10					1						
Total		3	600		85-178	.478	24-62	.387	31-49	.633	23	76	99	33.0	47	0	51	27	12	26	225	75.0		
Opponents		3	600		78-182	.429	22-83	.265	32-48	.667	37	79	116	38.7	46	0	43	33	9	21	210	70.0		

## Team Statistics

	UK	OPP
<b>Scoring</b>	<b>225</b>	<b>210</b>
Points per game	75.0	70.0
Scoring margin	+5.0	-
<b>Field goals-att</b>	<b>85-178</b>	<b>78-182</b>
Field goal pct	.478	.429
<b>3 point fg-att</b>	<b>24-62</b>	<b>22-83</b>
3-point FG pct	.387	.265
3-pt FG made per game	8.0	7.3
<b>Free throws-att</b>	<b>31-49</b>	<b>32-48</b>
Free throw pct	.633	.667
F-Throws made per game	10.3	10.7
<b>Rebounds</b>	<b>99</b>	<b>116</b>
Rebounds per game	33.0	38.7
Rebounding margin	-5.7	-
<b>Assists</b>	<b>51</b>	<b>43</b>
Assists per game	17.0	14.3
<b>Turnovers</b>	<b>27</b>	<b>33</b>
Turnovers per game	9.0	11.0
Turnover margin	+2.0	-
Assist/turnover ratio	1.9	1.3
<b>Steals</b>	<b>26</b>	<b>21</b>
Steals per game	8.7	7.0
<b>Blocks</b>	<b>12</b>	<b>9</b>
Blocks per game	4.0	3.0
<b>Winning streak</b>	<b>0</b>	<b>-</b>
Home win streak	0	-
<b>Attendance</b>	<b>0</b>	<b>0</b>
Home games-Avg/Game	0-0	0-0
Neutral site-Avg/Game	-	3-11241

## Team Results

Date	Opponent		Score	Att.
03/21/2025	vs Troy	W	76-57	16894
03/23/2025	vs Illinois	W	84-75	16829
03/28/2025	vs Tennessee	L	65-78	0



2024-25 Kentucky Men's Basketball  
Team Game-by-Game  
All games

Page 1/1  
as of Mar 29, 2025

				Total		3-Pointers		Free throws		Rebounds											
Opponent	Date	Score		FG-FGA	PCT	3FG-3FGA	PCT	FT-FTA	PCT	OFF	DEF	TOT	AVG	PF	A	TO	BLK	STL	PTS	AVG	
Wright St.	11/04/2024	103-62	W	39-65	.600	11-24	.458	14-19	.737	7	34	41	41.0	14	30	7	4	11	103	103.0	
Bucknell	11/09/2024	100-72	W	38-79	.481	13-36	.361	11-16	.688	22	35	57	49.0	13	23	15	6	9	100	101.5	
vs Duke	11/12/2024	77-72	W	25-63	.397	10-25	.400	17-24	.708	10	33	43	47.0	18	17	11	8	4	77	93.3	
Lipscomb	11/19/2024	97-68	W	34-62	.548	12-25	.480	17-21	.810	9	34	43	46.0	14	10	8	6	3	97	94.3	
Jackson St.	11/22/2024	108-59	W	41-71	.577	17-39	.436	9-10	.900	4	37	41	45.0	11	29	10	9	13	108	97.0	
Western Ky.	11/26/2024	87-68	W	25-62	.403	8-29	.276	29-42	.690	16	38	54	46.5	20	16	11	7	5	87	95.3	
Georgia St.	11/29/2024	105-76	W	40-67	.597	7-26	.269	18-22	.818	7	29	36	45.0	20	23	9	2	10	105	96.7	
at Clemson	12/03/2024	66-70	L	24-63	.381	7-27	.259	11-18	.611	15	29	44	44.9	20	11	12	6	6	66	92.9	
vs Gonzaga	12/07/2024	90-89	Wot	34-75	.453	7-25	.280	15-18	.833	16	27	43	44.7	21	17	7	4	1	90	92.6	
Colgate	12/11/2024	78-67	W	30-70	.429	10-31	.323	8-13	.615	16	30	46	44.8	6	15	6	4	6	78	91.1	
Louisville	12/14/2024	93-85	W	32-55	.582	11-21	.524	18-28	.643	7	34	41	44.5	18	23	11	2	6	93	91.3	
vs Ohio St.	12/21/2024	65-85	L	17-57	.298	4-22	.182	27-32	.844	13	19	32	43.4	20	11	10	3	6	65	89.1	
Brown	12/31/2024	88-54	W	30-60	.500	10-28	.357	18-23	.783	9	20	29	42.3	15	18	5	5	14	88	89.0	
Florida	01/04/2025	106-100	W	37-64	.578	14-29	.483	18-24	.750	9	21	30	41.4	20	25	6	2	6	106	90.2	
at Georgia	01/07/2025	69-82	L	24-64	.375	6-25	.240	15-19	.789	12	22	34	40.9	25	8	14	5	10	69	88.8	
at Mississippi St.	01/11/2025	95-90	W	34-61	.557	16-32	.500	11-19	.579	9	32	41	40.9	18	21	13	2	3	95	89.2	
Texas A&M	01/14/2025	81-69	W	24-52	.462	9-27	.333	24-31	.774	12	28	40	40.9	22	19	17	4	9	81	88.7	
Alabama	01/18/2025	97-102	L	35-73	.479	11-27	.407	16-20	.800	13	25	38	40.7	25	20	8	8	6	97	89.2	
at Vanderbilt	01/25/2025	69-74	L	26-54	.481	9-23	.391	8-13	.615	10	33	43	40.8	10	11	17	4	4	69	88.1	
at Tennessee	01/28/2025	78-73	W	25-50	.500	12-24	.500	16-24	.667	8	30	38	40.7	17	14	13	3	3	78	87.6	
Arkansas	02/01/2025	79-89	L	30-62	.484	10-23	.435	9-18	.500	9	24	33	40.3	11	11	13	1	2	79	87.2	
at Ole Miss	02/04/2025	84-98	L	29-58	.500	10-21	.476	16-22	.727	6	31	37	40.2	16	21	8	1	1	84	87.0	
South Carolina	02/08/2025	80-57	W	30-62	.484	8-23	.348	12-13	.923	7	34	41	40.2	20	19	9	4	4	80	86.7	
Tennessee	02/11/2025	75-64	W	26-52	.500	12-24	.500	11-14	.786	3	23	26	39.6	14	13	8	4	5	75	86.3	
at Texas	02/15/2025	78-82	L	26-62	.419	6-24	.250	20-28	.714	18	22	40	39.6	23	10	15	2	9	78	85.9	
Vanderbilt	02/19/2025	82-61	W	29-51	.569	11-27	.407	13-13	1.000	2	28	30	39.3	14	16	12	8	6	82	85.8	
at Alabama	02/22/2025	83-96	L	29-68	.426	9-26	.346	16-22	.727	12	23	35	39.1	22	14	13	2	13	83	85.7	
at Oklahoma	02/26/2025	83-82	W	29-58	.500	7-23	.304	18-24	.750	7	24	31	38.8	19	15	13	4	10	83	85.6	
Auburn	03/01/2025	78-94	L	23-50	.460	4-17	.235	28-38	.737	12	26	38	38.8	19	12	18	1	5	78	85.3	
LSU	03/04/2025	95-64	W	36-71	.507	12-32	.375	11-11	1.000	8	30	38	38.8	12	22	8	3	13	95	85.6	
at Missouri	03/08/2025	91-83	W	27-56	.482	11-20	.550	26-33	.788	10	27	37	38.7	21	13	10	4	7	91	85.8	
vs Oklahoma	03/13/2025	85-84	W	31-60	.517	8-24	.333	15-22	.682	8	28	36	38.6	17	17	12	2	7	85	85.8	
vs Alabama	03/14/2025	70-99	L	21-56	.375	5-19	.263	23-35	.657	7	27	34	38.5	18	12	16	3	6	70	85.3	
vs Troy	03/21/2025	76-57	W	28-59	.475	10-26	.385	10-16	.625	7	32	39	38.5	12	23	10	6	5	76	85.0	
vs Illinois	03/23/2025	84-75	W	32-68	.471	8-21	.381	12-20	.600	9	27	36	38.4	18	18	5	4	14	84	85.0	
vs Tennessee	03/28/2025	65-78	L	25-51	.490	6-15	.400	9-13	.692	7	17	24	38.0	17	10	12	2	7	65	84.4	
Total		3040		1065-2211	.482	341-910	.375	569-778	.731	356	1013	1369	38.0	620	607	392	145	249	3040	84.4	
Opponents		2780		990-2268	.437	302-991	.305	498-695	.717	364	907	1271	35.3	637	465	369	104	229	2780	77.2	

Kentucky Averages

Games Played	Points/game	FG Pct	3FG Pct	FT Pct	Rebounds/game	Assists/game	Turnovers/game	Assist/Turnover ratio	Steals/game	Blocks/game
36	84.4	48.2	37.5	73.1	38.0	16.9	10.9	1.5	6.9	4.0





# 2024-25 Kentucky Men's Basketball Opponents Game-by-Game All games

Page 1/1  
as of Mar 29, 2025

				Total		3-Pointers		Free throws		Rebounds											
Opponent	Date	Score		FG-FGA	PCT	3FG-3FGA	PCT	FT-FTA	PCT	OFF	DEF	TOT	AVG	PF	A	TO	BLK	STL	PTS	AVG	
Wright St.	11/04/2024	103-62	W	24-68	.353	5-27	.185	9-12	.750	11	21	32	32.0	12	8	12	1	4	62	62.0	
Bucknell	11/09/2024	100-72	W	29-73	.397	12-33	.364	2-6	.333	12	23	35	33.5	14	18	14	1	8	72	67.0	
vs Duke	11/12/2024	77-72	W	28-71	.394	4-24	.167	12-17	.706	11	33	44	37.0	19	12	7	6	6	72	68.7	
Lipscomb	11/19/2024	97-68	W	26-67	.388	5-29	.172	11-12	.917	7	21	28	34.8	14	13	6	1	4	68	68.5	
Jackson St.	11/22/2024	108-59	W	23-69	.333	4-21	.190	9-18	.500	13	27	40	35.8	10	6	17	3	5	59	66.6	
Western Ky.	11/26/2024	87-68	W	21-66	.318	4-26	.154	22-29	.759	12	29	41	36.7	29	7	11	3	7	68	66.8	
Georgia St.	11/29/2024	105-76	W	26-56	.464	11-21	.524	13-20	.650	5	22	27	35.3	24	14	18	1	6	76	68.1	
at Clemson	12/03/2024	66-70	L	24-65	.369	8-25	.320	14-19	.737	15	29	44	36.4	15	13	8	9	6	70	68.4	
vs Gonzaga	12/07/2024	90-89	Wot	33-71	.465	6-27	.222	17-24	.708	15	27	42	37.0	15	17	6	2	2	89	70.7	
Colgate	12/11/2024	78-67	W	27-66	.409	11-33	.333	2-3	.667	8	27	35	36.8	11	15	8	0	5	67	70.3	
Louisville	12/14/2024	93-85	W	31-70	.443	14-39	.359	9-14	.643	10	21	31	36.3	20	8	7	0	3	85	71.6	
vs Ohio St.	12/21/2024	65-85	L	30-53	.566	4-14	.286	21-27	.778	7	28	35	36.2	22	12	7	3	8	85	72.8	
Brown	12/31/2024	88-54	W	20-49	.408	5-21	.238	9-12	.750	10	25	35	36.1	17	11	23	3	3	54	71.3	
Florida	01/04/2025	106-100	W	33-60	.550	12-33	.364	22-35	.629	15	23	38	36.2	20	16	9	4	3	100	73.4	
at Georgia	01/07/2025	69-82	L	23-55	.418	7-24	.292	29-38	.763	13	28	41	36.5	20	9	14	4	7	82	73.9	
at Mississippi St.	01/11/2025	95-90	W	32-71	.451	12-40	.300	14-18	.778	11	22	33	36.3	16	13	6	6	9	90	74.9	
Texas A&M	01/14/2025	81-69	W	23-59	.390	7-30	.233	16-25	.640	11	19	30	35.9	23	4	12	3	7	69	74.6	
Alabama	01/18/2025	97-102	L	30-67	.448	13-34	.382	29-34	.853	15	27	42	36.3	21	20	10	3	3	102	76.1	
at Vanderbilt	01/25/2025	69-74	L	29-66	.439	12-33	.364	4-11	.364	9	21	30	35.9	9	21	5	3	10	74	76.0	
at Tennessee	01/28/2025	78-73	W	25-72	.347	11-45	.244	12-17	.706	18	23	41	36.2	18	14	5	4	8	73	75.9	
Arkansas	02/01/2025	79-89	L	32-58	.552	13-25	.520	12-16	.750	4	26	30	35.9	18	17	7	2	10	89	76.5	
at Ole Miss	02/04/2025	84-98	L	35-64	.547	13-30	.433	15-21	.714	3	26	29	35.6	14	24	1	2	3	98	77.5	
South Carolina	02/08/2025	80-57	W	19-58	.328	4-22	.182	15-23	.652	9	26	35	35.6	14	7	9	2	4	57	76.6	
Tennessee	02/11/2025	75-64	W	23-54	.426	3-18	.167	15-19	.789	8	25	33	35.5	16	11	9	2	6	64	76.0	
at Texas	02/15/2025	78-82	L	29-64	.453	5-23	.217	19-23	.826	15	26	41	35.7	22	12	13	6	9	82	76.3	
Vanderbilt	02/19/2025	82-61	W	25-63	.397	5-25	.200	6-11	.545	12	20	32	35.5	14	14	10	2	9	61	75.7	
at Alabama	02/22/2025	83-96	L	32-61	.525	11-31	.355	21-25	.840	8	31	39	35.7	20	14	15	4	7	96	76.4	
at Oklahoma	02/26/2025	83-82	W	30-57	.526	10-25	.400	12-17	.706	7	27	34	35.6	21	12	15	0	9	82	76.6	
Auburn	03/01/2025	78-94	L	29-56	.518	12-26	.462	24-31	.774	5	18	23	35.2	25	8	8	2	7	94	77.2	
LSU	03/04/2025	95-64	W	26-58	.448	6-22	.273	6-10	.600	3	27	30	35.0	11	12	16	4	6	64	76.8	
at Missouri	03/08/2025	91-83	W	29-66	.439	11-28	.393	14-21	.667	14	22	36	35.0	23	9	10	3	7	83	77.0	
vs Oklahoma	03/13/2025	85-84	W	30-62	.484	9-25	.360	15-18	.833	4	24	28	34.8	20	14	8	2	6	84	77.2	
vs Alabama	03/14/2025	70-99	L	36-71	.507	11-29	.379	16-21	.762	7	34	41	35.0	24	17	10	4	11	99	77.9	
vs Troy	03/21/2025	76-57	W	22-63	.349	8-32	.250	5-9	.556	11	27	38	35.1	12	14	11	1	10	57	77.3	
vs Illinois	03/23/2025	84-75	W	27-62	.435	9-32	.281	12-19	.632	12	32	44	35.3	20	12	14	5	3	75	77.2	
vs Tennessee	03/28/2025	65-78	L	29-57	.509	5-19	.263	15-20	.750	14	20	34	35.3	14	17	8	3	8	78	77.2	
Total		2780		990-2268	.437	302-991	.305	498-695	.717	364	907	1271	35.3	637	465	369	104	229	2780	77.2	
Kentucky		3040		1065-2211	.482	341-910	.375	569-778	.731	356	1013	1369	38.0	620	607	392	145	249	3040	84.4	

## Opponents Averages

Games Played	Points/game	FG Pct	3FG Pct	FT Pct	Rebounds/game	Assists/game	Turnovers/game	Assist/Turnover ratio	Steals/game	Blocks/game
36	77.2	43.7	30.5	71.7	35.3	12.9	10.3	1.3	6.4	2.9