

Ole Miss

2025 FOOTBALL GAME NOTES

OLE MISS (1-0, 0-0 SEC)

Rankings (Preseason) ... AP: #21 | Coaches: #15
Last Game ... W, 63-7 (vs. Georgia State)
Streak ... W1
Head Coach ... Lane Kiffin
Career Collegiate Record ... 106-52
Years as College Head Coach ... 14th Season
Record at Ole Miss ... 45-18
Years at Ole Miss ... 6th Season
Record vs. Kentucky ... 3-1

KENTUCKY (1-0, 0-0 SEC)

Rankings (Preseason) ... AP: NR | Coaches: NR
Last Game ... W, 24-16 (vs. Toledo)
Streak ... W1
Head Coach ... Mark Stoops
Career Collegiate Record ... 68-73*
Years as College Head Coach ... 13th Season
Record at Kentucky ... 68-73*
Years at Kentucky ... 13th Season
Record vs. Ole Miss ... 1-3

* - Wins vacated

SERIES HISTORY

Series Record ... Ole Miss leads 30-15-1*
... (after vacated wins) 29-15-1
In Lexington ... Series tied 11-11-1
In Oxford ... Ole Miss leads 9-3*
... (after vacated wins) 8-3*
At Neutral/Other Site ... Ole Miss leads 10-1
Last Meeting ... 2024, in Oxford
First Meeting ... 1944, in Lexington
Current Streak ... Kentucky, W1
Largest Win ... OM: 37-7, 1956 | UK: 47-0, 1949

* 2010 Ole Miss win vacated due to NCAA ruling

THE REBEL RECORD

First Year of Football: 1893
Season Playing Football: 131st
All-Time Overall Record: 687-550-35
All-Time Bowl Record: 26-15 (after vacated wins)
Total Bowl Appearances: 42

GAME

2



VS.



DATE: Sept. 6, 2025

TIME: 2:30 p.m. CT

LOCATION: Kroger Field • Lexington, Ky.

TV: ABC - Sean McDonough (pxp), Greg McElroy (analyst), Molly McGrath (sidelines)

HOME RADIO: David Kellum (pxp), Harry Harrison (analyst), John Darnell (sidelines)

WHAT TO WATCH FOR

- This is the 47th meeting between the Rebels and Wildcats ... Ole Miss leads the series 30-15-1 on the field.
- Ole Miss is coming off a dominant 63-7 win over Georgia State, becoming the first school in SEC history to score at least 60 points in three straight season openers.
- The Rebels' FBS-leading 695 yards of offense ranks as the eighth-best ever by an Ole Miss team ... Head coach **Lane Kiffin** owns eight of the top-10 offensive performances all-time at Ole Miss.
- The Rebels are 40-13 under Kiffin since 2021 and rank third among all SEC schools in wins in that span.
- At 45-18, Kiffin recently took sole possession of third all-time on the all-time wins list at Ole Miss.
- Since the start of 2020, Kiffin's Ole Miss teams lead all FBS schools at 507.2 yards per game.
- Ole Miss features 65 newcomers for 2025, including 38 new transfers ... Against Georgia State, newcomers accounted for 494 of 695 total yards of offense (71.2 percent).
- QB **Austin Simmons** went 20-of-31 for 341 yards passing and three TD in his first career start.
- RB **Kewan Lacy** (108 yards, 3 TD) became the third Rebel since 2000 with multiple rushing TD in a debut.
- DT **Zxavian Harris** had 1.5 TFL and his first INT vs. Georgia State, as well as his sixth career blocked kick ... Harris stands one block shy of the all-time SEC record of seven.
- Preseason All-America LB **Suntarine Perkins** (14.0) is one sack away from cracking the all-time top-10 at Ole Miss.
- LB **Tyler Banks** was awarded the Chucky Mullins Courage Award and will wear the No. 38 jersey all season.
- Ole Miss is coming off a 10-3 season and a Gator Bowl victory last year, the first consecutive 10-win seasons at Ole Miss since 1959-60 ... No head coach has ever done so three seasons in a row.

28

Number of 600-yard games **Lane Kiffin** has coached at Ole Miss out of 47 total in program history.

2.5

Average margin of victory between Ole Miss and Kentucky across the last four matchups since 2017.

6

Number of career blocked kicks for DT **Zxavian Harris**, putting him one shy of tying the all-time SEC record.

2025 SCHEDULE



Georgia State
Aug. 30
W, 63-7
SECN



at Kentucky*
Sept. 6
2:30 p.m.
ABC



Arkansas*
Sept. 13
LATE
ESPN or SECN



Tulane
Sept. 20
FLEX
TBA



LSU*
Sept. 27
FLEX
TBA



Washington St.
Oct. 11
11:45 a.m.
SECN



at Georgia*
Oct. 18
FLEX
TBA



at Oklahoma*
Oct. 25
EARLY
TBA



South Carolina*
Nov. 1
FLEX
TBA



The Citadel
Nov. 8
Noon
ESPN+/SECN+



Florida*
Nov. 15
FLEX
TBA



at MSU*
Nov. 28
11 a.m.
ABC or ESPN

OLE MISS ATHLETICS COMMUNICATIONS

Kyle CampbellAssociate A.D. for Brand Strategy
Email: kyle@olemiss.edu
Duties: Head Coach, Institutional Credentials

Brad Sheffield Director
Email: brads@olemiss.edu
Duties: Credentials, Parking, Gameday Ops, Interviews

Tyler Wooten Associate Director
Email: tjwooten@olemiss.edu
Duties: Notes, Digital Program, Stats, Interviews

Grant Noyes Communications Assistant
Email: gnoyes@go.olemiss.edu
Duties: Flipcards

Kyle Birnbrauer Assistant Director
Email: kyleb@olemiss.edu

Alex McKeon Assistant Director
Email: ammckeon@olemiss.edu

Mike Swartz Assistant Director
Email: mgschwartz@olemiss.edu

Emma Trainor Assistant Director
Email: egtraino@olemiss.edu

Jack Luxmore Communications Assistant
Email: jtluxmor@go.olemiss.edu

Sebastian Manzanares . Communications Assistant
Email: sgmanzan@go.olemiss.edu

QUICK FACTS

School: Ole Miss (University of Mississippi)
Nickname: Rebels
Location: Oxford, Mississippi
Founded: Nov. 6, 1848
Enrollment: 27,124 (Fall 2024)
Colors: Cardinal Red (PMS 186) & Navy Blue (PMS 2767)
Conference: Southeastern (SEC)
Stadium: Vaught-Hemingway Stadium/Hollingsworth Field
Capacity/Playing Surface: 64,038/Natural Grass
Chancellor: Dr. Glenn Boyce
Athletics Director: Keith Carter
Faculty Representative: Ron Rychlak
Athletics Department Phone: (662) 915-7241
University Website: www.OleMiss.edu
Athletics Website: www.OleMissSports.com
Gameday/Ticketing Website: www.OleMissGameday.com

OLE MISS

The University of Mississippi
No. 1 Most Beautiful Campus (Newsweek)
Top 20 Best Buy Colleges (Forbes)
Top 10 Safest Campuses in the Nation (CollegeSafe.com)
Top 10 Accountancy School (Public Accounting Report)
Top 5 Law School for value & job placement (National Jurist)
Carnegie R-1: Doctoral University - Highest Research Activity

Tailgating in The Grove

Nation's No. 1 Tailgating School (Sports Illustrated)
"The Holy Grail of tailgating sites" (The Sporting News)
"The mother and mistress of outdoor ritual mayhem"
(New York Times)

OXFORD, MISSISSIPPI

No. 1 College Town in America (ESPN)
No. 2 College Town in America (Livability.com)
No. 2 College Football Town (NCAA.com)
No. 4 Best Southern College Town (Southern Living)
Top 6 College Towns in America (USA Today)
No. 7 College Football Town (Sports Illustrated)
Top 10 Coolest College Towns in America (Travel & Leisure)

OLE MISS MEDIA SCHEDULE GAME WEEK

SUNDAY	MONDAY	TUESDAY	WEDNESDAY	THURSDAY	FRIDAY
• No interviews	• Coach Kiffin press conference at 11:45 a.m. CT	• Players available at approximately noon CT	• Coach Kiffin available on SEC teleconference (12:10 p.m. CT)	• No interviews • Reb Talk radio show 6 p.m. at Bouré	• No interviews

PRESS CONFERENCES/INTERVIEWS: Ole Miss will hold its weekly fall press conference each Monday of the regular season beginning at 11:45 a.m. CT, beginning with head football coach Lane Kiffin. Players will follow Coach Kiffin at the Monday press conference. Select players will be also available at approximately noon on Tuesday, while Coach Kiffin will be available Wednesday on the SEC teleconference (12:10 p.m. CT). There is no media availability on Thursday or Friday. Times are subject to change.

SEC WEEKLY TELECONFERENCE: Coach Kiffin will be available on the weekly Southeastern Conference teleconference every Wednesday at 12:10 p.m. CT, beginning week one and concluding the final week of the regular season.

WORKING CREDENTIALS: To request game credentials, go to Ole Miss' online credentialing site: www.sportssystem.com/OleMiss. Credential requests must be made as early as possible by the sports director of each media outlet and are limited to those media who will be attending the game in a working capacity. Media must approve the SEC Media Policy before requesting credentials.

PARKING: Gameday media parking will be located in the garage adjacent to The SJB Pavilion. Each pass is for a specific numbered parking spot. Cars parked in the wrong spot will be towed. Parking passes are digital and must be requested during credential application process.

MEDIA GATE/WILL-CALL: Media will enter Gate 35 on the west side of the stadium beginning three hours prior to kickoff. The media will-call table will be located beside the elevators on the concourse level of The SJB Pavilion. Photographers may receive a vest at this location.

PHOTOGRAPHERS/SIDELINE ACCESS: All photographers must wear a photo vest in order to be admitted to the sidelines. This may be received beside the elevators on the concourse level of The SJB Pavilion. Gameday flip cards will be available there or in the photo workroom, which is located next to the visiting team locker room off the southeast corner of the field. Per NCAA rules, images or likeness of current student-athletes may not be sold, distributed or used for commercial purposes without appropriate consent.

SIDELINE ACCESS: Excluding select portions of the game, media sideline access is reserved for photographers/videographers. Credentialed photographers/videographers who arrive at media will-call without proper equipment will not be granted a vest for sideline access. When on the sideline, media must remain outside the bench area and may not shoot behind the benches. During pre-game activities, media must remain in the designated area, as posted in the photo workroom, until the team leaves the field after warm-ups.

VIDEO CONTENT: Press conferences, media opportunities, practices and any form of competition may not be broadcast live, including Facebook Live and related media, without prior consent of Ole Miss Athletics. Use of footage from practices is limited to three minutes per day. This includes content obtained via FTP. Press conferences, practice footage and other content are available for media on the Rebels' official YouTube page: www.youtube.com/OleMissSports/videos. Ole Miss also offers free FTP downloads of this content for television stations to use during regularly scheduled newscasts. All content should be credited to Ole Miss Sports Productions.

RECRUITS: Per NCAA rules, media are not permitted to have contact with a prospect or family members of a prospect during their official visit, including their visit in attendance at practice or games. In addition, media are forbidden from videoing or photographing prospects during their visit. Media are also asked to make every effort to keep distance from prospects on campus, including at practice, during pre-game activities on the sidelines and in the stands.

RADIO RIGHTS: The radio rights to Ole Miss Football are provided by Learfield in partnership with TeleSouth Communications Inc. Visiting networks planning to originate from Vaught-Hemingway Stadium/Hollingsworth Field are issued credentials by the Ole Miss Athletics Communications office. Broadcast lines should be ordered through AT&T (1-877-438-0041). Visiting networks may also wish to contact Cabell Philpott with Learfield (cabell.philpott@imgworld.com), concerning the SEC's network agreement.

RADIO/TELEVISION SHOW: The RebTalk radio show gives fans the opportunity to ask Coach Kiffin questions concerning Ole Miss Football. The talk show, hosted by David Kellum, will air every Thursday during the season at 6 p.m. "The Season: Ole Miss Football" is an award-winning, weekly 30-minute show produced by Ole Miss Sports Productions. It debuts Wednesdays at 6 p.m. CT on OleMissSports.com and airs on ESPNU.

COREY ADAMS: 2006-2025



This season, the Rebels will wear helmet decals in memory of freshman defensive end **Corey Adams**, who was tragically killed on July 19. Adams, a member of the 2024-25 Ole Miss signing class, enrolled at Ole Miss early and participated in spring drills while earning Dean's Honor Roll accolades in the classroom. Adams, a native of New Orleans, was a unanimous three-star prospect coming out of Edna Karr High School and was rated as high as the No. 16 overall recruit in Louisiana.

TEAM STATISTICS

OLE MISS	OPPONENT	CATEGORY	KENTUCKY	OPPONENT
63	7	Total Points	24	16
34	10	First Downs	17	17
17	8	By Rushing	10	3
15	1	By Passing	4	13
2	1	By Penalty	3	1
295	191	Rushing Yards	220	59
44	35	Rushing Attempts	43	29
6.7	5.5	Yards Per Rush	5.1	2.0
295.0	191.1	Rushing Yards Per Game	220.0	59.0
400	69	Passing Yards	85	270
24-37	12-25	Pass Completions-Attempts	10-23	23-40
400.0	69.0	Passing Yards Per Game	85.0	270.0
695	260	Total Offense	305	329
81	60	Total Offensive Plays	66	69
695.0	260.0	Total Offense Per Game	305.0	329.0
1-0	0-0	Fumbles-Lost	2-1	2-0
8-51	8-60	Penalties-Yards	3-30	11-93

INDIVIDUAL STATISTICS

OLE MISS

Rushing	Att.	Yds.	Avg.	TD
Kewan Lacy	16	108	6.8	3
Logan Diggs	7	91	13.0	1
Deuce Alexander	3	46	15.3	0

Passing	Comp.	Att.	Yds.	TD/Int.
Austin Simmons	20	31	341	3/2
Trinidad Chambliss	4	6	59	1/0

Receiving	Rec.	Yds.	Avg.	TD
Harrison Wallace III	5	130	26.0	1
Dae'Quan Wright	4	78	19.5	1
Caleb Odom	4	57	14.3	1
De'Zhaun Stribling	3	55	18.3	0

Punting	No.	Yds.	Avg.	Long
Oscar Bird	2	89	44.5	54

Punt Returns	No.	Yds.	Avg.	Long
Harrison Wallace III	4	50	12.5	26

Kickoff Returns	No.	Yds.	Avg.	Long
-	-	-	-	-

Scoring	TD	FG	PAT	Total
Kewan Lacy	3	-	-	18
Lucas Carneiro	-	2-2	4-4	10
Harrison Wallace III	1	-	-	6

Tackles	UT-AT	TT	TFL	Other
TJ Dottery	5-4	9	0.5	1 BRUP
Jaden Yates	2-6	8	0.0	--
Kam Franklin	2-4	6	0.0	--
Da'Shawn Womack	5-1	6	1.0	1 QBH

KENTUCKY

Rushing	Att.	Yds.	Avg.	TD
Dante Dowdell	14	129	9.2	1
Seth McGowan	18	78	4.3	1
Zach Calzada	10	14	1.4	1

Passing	Comp.	Att.	Yds.	TD/Int.
Zach Calzada	10	23	85	0/1

Receiving	Rec.	Yds.	Avg.	TD
Josh Kattus	3	43	14.3	0
Willie Rodriguez	2	31	15.5	0
Hardley Gilmore IV	2	-5	-2.5	0
Ja'Mori Maclin	1	11	11.0	0

Punting	No.	Yds.	Avg.	Long
Aidan Laros	5	219	43.8	54

Punt Returns	No.	Yds.	Avg.	Long
Ty Bryant	2	-3	-1.5	0

Kickoff Returns	No.	Yds.	Avg.	Long
Kendrick Law	2	43	21.5	25

Scoring	TD	FG	PAT	Total
Zach Calzada	1	-	-	6
Seth McGowan	1	-	-	6
Dante Dowdell	1	-	-	6
Jacob Kauwe	-	1-1	3-3	6

Tackles	UT-AT	TT	TFL	Other
Alex Afari Jr.	9-4	13	2.0	--
Daveren Rayner	2-4	6	0.0	1 QBH
Ty Bryant	2-4	6	0.0	--
Jerod Smith II	2-2	4	0.0	--

LAST FIVE GAMES AGAINST KENTUCKY

Sept. 28, 2024 • Oxford, Miss. • Kentucky 20, #5 Ole Miss 17
In a defensive battle, Ole Miss could never find its rhythm offensively in its SEC opener against Kentucky, falling 20-17. The Wildcats dominated time of possession 39:43 to 20:17, and the Wildcats were able to execute late offensively, scoring on a fumble recovery in the end zone to tip the scales. Ole Miss had just 55 total yards and one first down in the fourth quarter of the defeat, falling to 4-1 (0-1) on the year.

Oct. 1, 2022 • Oxford, Miss. • #11 Ole Miss 22, #7 Kentucky 19
Ole Miss recovered two Kentucky fumbles to preserve a dramatic 22-19 victory. The biggest defensive stop of the game came after UK got the football with 1:49 left to play. Five plays later at the UM 12, Jared Ivey forced a fumble and the Rebels' defense recovered it to seal the victory. For the Rebels, Jaxson Dart was 15-for-29 for 213 yards and Quinshon Judkins carried the football 15 times for 106 yards and a touchdown.

Oct. 3, 2020 • Lexington, Ky. • Ole Miss 42, Kentucky 41 (OT)
Matt Corral was 24-for-29 passing with 320 yards as Ole Miss overcame a 14-point second-half deficit to knock off Kentucky, 42-41, in overtime. The Wildcats led 28-14 in the third quarter, but the Rebels scored three unanswered touchdowns. UK responded with a TD to force OT, but the Wildcats missed a PAT in overtime, setting the stage for the Rebel victory.

Nov. 4, 2017 • Lexington, Ky. • Ole Miss 37, Kentucky 34
Receiver D.K. Metcalf won a jump ball in the corner of the end zone for the game-winning touchdown with 0:05 left on the clock. Quarterback Jordan Ta'amu was 31-for-40 for 382 yards and four scores, including two to Metcalf in the SEC road victory.

Nov. 5, 2011 • Lexington, Ky. • Kentucky 30, Ole Miss 13
Nickolas Brassell totaled 96 all-purpose yards and a touchdown, but Ole Miss fell to Kentucky 30-13 at Commonwealth Stadium. Ole Miss used two field goals (31, 37) by junior Bryson Rose to take a 6-0 lead after the first quarter but UK scored 20 points in the fourth quarter to close out the win.

TOP REBEL PERFORMANCES VS. KENTUCKY

INDIVIDUAL

Rushing Yards: Deuce McAllister, 24-188, 10-10-1998
Passing Yards: Archie Manning, 33-52-1-436 (2 TDs); 10-4-1969
Receptions: Floyd Franks, 13-191 (TD); 10-4-1969
Receiving Yards: Floyd Franks, 13-191 (TD); 10-4-1969
All-Purpose: John Avery, 292; 10-25-1997
Scoring: Archie Manning, 18 (3 TDs); 10-4-1969
Kickoff Return yards: Deuce McAllister, 152 (6 ret); 10-16-1999

TEAM

Points Scored: 42, 2x, MR (W, 42-41, OT); 2020 in Lexington
Points Allowed: 47 (L, 0-47); 1949 in Oxford

SERIES HISTORY

Ole Miss leads 30-15-1

After Vacated Wins: Ole Miss leads 29-15-1
In Lexington: Series tied 11-11-1
In Oxford: Ole Miss leads 9-3
After Vacated Wins in Oxford: Ole Miss leads 8-3
In Jackson: Ole Miss leads 5-1
In Memphis: Ole Miss leads 5-0













Longest Ole Miss Win Streak: 8, 1956-1963
Longest Kentucky Win Streak: 2, 3x, MR: 1978-1979

Largest Margin of Victory: ... 30 (37-7), 1956 in Memphis
Largest Margin of Defeat: ... 47, (47-0), 1949 in Oxford

Year	Site.....	Score	Year	Site.....	Score
1944	Lexington.....	L, 7-27	2020	Lexington..W,	42-41 (OT)
1945	Memphis.....	W, 21-7	2022	Oxford.....	W, 22-19
1946	Lexington.....	L, 6-20	2024	Oxford.....	L, 17-20
1947	Oxford.....	W, 14-7			
1948	Lexington.....	W, 20-7			
1949	Oxford.....	L, 0-46			
1950	Lexington.....	L, 0-27			
1951	Oxford.....	W, 21-17			
1952	Lexington.....	T, 13-13			
1953	Oxford.....	W, 22-6			
1954	Memphis.....	W, 28-6			
1955	Lexington.....	L, 14-21			
1956	Memphis.....	W, 37-7			
1957	Lexington.....	W, 15-0			
1958	Memphis.....	W, 27-6			
1959	Lexington.....	W, 16-0			
1960	Memphis.....	W, 21-6			
1961	Lexington.....	W, 20-6			
1962	Jackson.....	W, 14-0			
1963	Lexington.....	W, 31-7			
1964	Jackson.....	L, 21-27			
1965	Lexington.....	L, 7-16			
1966	Jackson.....	W, 17-0			
1967	Lexington.....	W, 26-13			
1968	Jackson.....	W, 30-14			
1969	Lexington.....	L, 9-10			
1970	Jackson.....	W, 20-17			
1971	Lexington.....	W, 34-20			
1978	Oxford.....	L, 17-24			
1979	Lexington.....	L, 3-14			
1986	Jackson.....	W, 33-13			
1987	Lexington.....	L, 6-35			
1990	Oxford.....	W, 35-29			
1991	Lexington.....	W, 35-14			
1992	Oxford.....	W, 24-14			
1993	Lexington.....	L, 0-21			
2000	Oxford.....	W, 35-17			
2001	Lexington.....	W, 42-31			
2005	Oxford.....	W, 13-7			
2006	Lexington.....	L, 14-31			
2010	Oxford.....	W, 42-35*			
2011	Lexington.....	L, 13-30			
2017	Lexington.....	W, 37-34			

* - Win vacated due to NCAA ruling

13 QB		AUSTIN SIMMONS 6-4 215 So. Miami, Fla. <table> <tr> <th>COMP</th><th>ATT</th><th>YDS</th><th>TD/INT</th></tr> <tr> <td>20</td><td>31</td><td>341</td><td>3/2</td></tr> </table>	COMP	ATT	YDS	TD/INT	20	31	341	3/2	LAST GAME: Completed 20-of-31 passes for 341 yards, three touchdowns in first career start vs. GSU NOTES: Appeared in nine games in 2024 as a backup to first round NFL Draft pick Jaxson Dart ... A consensus four-star quarterback in high school, he reclassified from the 2025 class to the 2023 class ... Earned his bachelor's degree from Ole Miss in May 2025 in multi-disciplinary studies at the age of 19.
COMP	ATT	YDS	TD/INT								
20	31	341	3/2								
5 RB		KEWAN LACY 5-11 210 So. Dallas, Texas <table> <tr> <th>ATT</th><th>YDS</th><th>AVG</th><th>TD</th></tr> <tr> <td>16</td><td>108</td><td>6.8</td><td>3</td></tr> </table>	ATT	YDS	AVG	TD	16	108	6.8	3	LAST GAME: Earned first career start and rushed for 108 yards and three touchdowns vs. Georgia State NOTES: Played in six games at Missouri in 2024 as a true freshman ... Was a top 200 recruit by every recruiting service coming out of Lancaster HS in Texas ... Earl Campbell Tyler Rose Award preseason watch list ... Transferred from Missouri in January 2025 and participated in spring drills.
ATT	YDS	AVG	TD								
16	108	6.8	3								
19 WR		CAYDEN LEE 5-11 180 Jr. Kennesaw, Ga. <table> <tr> <th>REC</th><th>YDS</th><th>AVG</th><th>TD</th></tr> <tr> <td>2</td><td>13</td><td>6.5</td><td>0</td></tr> </table>	REC	YDS	AVG	TD	2	13	6.5	0	LAST GAME: Hauled in two catches for 13 yards against Georgia State NOTES: Veteran receiver who has played in 24 career games since arriving on campus in 2023 ... Has started 13 games at wideout for the Rebels ... On the Biletnikoff Award preseason watch list ... Earned third-team All-SEC honors in 2024 after hauling in 57 catches for 874 yards.
REC	YDS	AVG	TD								
2	13	6.5	0								
1 WR		DE'ZHAUN STRIBLING 6-2 210 Sr. Kapolei, Hawaii <table> <tr> <th>REC</th><th>YDS</th><th>AVG</th><th>TD</th></tr> <tr> <td>3</td><td>55</td><td>18.3</td><td>0</td></tr> </table>	REC	YDS	AVG	TD	3	55	18.3	0	LAST GAME: Registered three catches for 55 yards in Ole Miss debut against Georgia State NOTES: Has started 41 of 42 career games in five-year collegiate career at Ole Miss, Oklahoma State and Washington State ... On the Biletnikoff Award preseason watch list ... Member of the Senior Bowl top 300 ... Transferred from Oklahoma State in January 2025 and participated in spring drills.
REC	YDS	AVG	TD								
3	55	18.3	0								
2 WR		HARRISON WALLACE III 6-1 200 Sr. Montgomery, Ala. <table> <tr> <th>REC</th><th>YDS</th><th>AVG</th><th>TD</th></tr> <tr> <td>5</td><td>130</td><td>26.0</td><td>1</td></tr> </table>	REC	YDS	AVG	TD	5	130	26.0	1	LAST GAME: Hauled in five catches for a career-best 130 yards and one TD vs. Georgia State NOTES: Played in 39 games and started in 21 during his four season tenure at Penn State ... On the Biletnikoff Award preseason watch list ... Member of the Senior Bowl top 300 ... Transferred from Penn State in January 2025 and participated in spring drills.
REC	YDS	AVG	TD								
5	130	26.0	1								
8 TE		DAE'QUAN WRIGHT 6-4 255 Sr. Perry, Ga. <table> <tr> <th>REC</th><th>YDS</th><th>AVG</th><th>TD</th></tr> <tr> <td>4</td><td>78</td><td>19.5</td><td>1</td></tr> </table>	REC	YDS	AVG	TD	4	78	19.5	1	LAST GAME: Hauled in four catches for 78 yards and one touchdown vs. Georgia State NOTES: Has appeared in 33 career games at both Ole Miss and Virginia Tech ... Has five career touchdown receptions, all of which have come while at Ole Miss ... On the Mackey Award preseason watch list ... Pre-season All-America selection ... Transferred from Virginia Tech in 2024.
REC	YDS	AVG	TD								
4	78	19.5	1								
4 TE		CALEB ODOM 6-5 235 So. Carrollton, Ga. <table> <tr> <th>REC</th><th>YDS</th><th>AVG</th><th>TD</th></tr> <tr> <td>4</td><td>57</td><td>14.3</td><td>1</td></tr> </table>	REC	YDS	AVG	TD	4	57	14.3	1	LAST GAME: Made Ole Miss debut vs. Georgia State and tallied four catches for 57 yards and one TD NOTES: Played in 12 games with one start at Alabama as a true freshman in 2024 ... Rated the top tight end in 2024 class by On3 and the 247Composite ... Transferred from Oklahoma State in January 2025 and participated in spring drills.
REC	YDS	AVG	TD								
4	57	14.3	1								
61 LT		DIEGO POUNDS 6-6 335 Sr. Raleigh, N.C. <table> <tr> <th>GS</th><th>RUSH/G</th><th>PASS/G</th><th>PPG</th></tr> <tr> <td>1</td><td>295.0</td><td>400.0</td><td>63.0</td></tr> </table>	GS	RUSH/G	PASS/G	PPG	1	295.0	400.0	63.0	LAST GAME: Earned the start at left tackle vs. Georgia State NOTES: Has appeared in 31 collegiate games at both Ole Miss and North Carolina, including 18 starts ... All of his collegiate career snaps have come at left tackle ... Earned a pass-blocking grade of 74 from PFF during 2023 season at UNC ... Transferred from North Carolina in 2024.
GS	RUSH/G	PASS/G	PPG								
1	295.0	400.0	63.0								
71 LG		PJ WILKINS 6-5 340 So. Atlanta, Ga. <table> <tr> <th>GS</th><th>RUSH/G</th><th>PASS/G</th><th>PPG</th></tr> <tr> <td>1</td><td>295.0</td><td>400.0</td><td>63.0</td></tr> </table>	GS	RUSH/G	PASS/G	PPG	1	295.0	400.0	63.0	LAST GAME: Earned the start at left guard vs. Georgia State NOTES: Has appeared in 12 collegiate games, with three career starts at Ole Miss and Charlotte ... Transferred from Charlotte in January 2025 and participated in spring drills ... Nephew of NBA stars Dominique Wilkins of the Atlanta Hawks and Gerald Wilkins of the Orlando Magic.
GS	RUSH/G	PASS/G	PPG								
1	295.0	400.0	63.0								
62 C		BRYCEN SANDERS 6-6 310 So. Chattanooga, Tenn. <table> <tr> <th>GS</th><th>RUSH/G</th><th>PASS/G</th><th>PPG</th></tr> <tr> <td>1</td><td>295.0</td><td>400.0</td><td>63.0</td></tr> </table>	GS	RUSH/G	PASS/G	PPG	1	295.0	400.0	63.0	LAST GAME: Made first career start vs. Georgia State NOTES: Has played in 16 career games with one start at center since arriving in Oxford in 2023 ... Named to the SEC Fall Academic honor roll in 2023 and 2024 ... Was a unanimous 4-star prospect by all major recruiting outlets coming out of high school in 2023.
GS	RUSH/G	PASS/G	PPG								
1	295.0	400.0	63.0								
75 RG		PATRICK KUTAS 6-4 315 Jr. Memphis, Tenn. <table> <tr> <th>GS</th><th>RUSH/G</th><th>PASS/G</th><th>PPG</th></tr> <tr> <td>1</td><td>295.0</td><td>400.0</td><td>63.0</td></tr> </table>	GS	RUSH/G	PASS/G	PPG	1	295.0	400.0	63.0	LAST GAME: Started at right guard and played 72 snaps against Georgia State NOTES: Has played in 27 collegiate games with 14 starts over four total seasons at Ole Miss and Arkansas ... Was a preseason All-SEC fourth team selection by Athlon ... Transferred from Arkansas in January 2025 and participated in spring drills.
GS	RUSH/G	PASS/G	PPG								
1	295.0	400.0	63.0								
50 RT		JAYDEN WILLIAMS 6-4 320 Sr. Conway, Ark. <table> <tr> <th>GS</th><th>RUSH/G</th><th>PASS/G</th><th>PPG</th></tr> <tr> <td>1</td><td>295.0</td><td>400.0</td><td>63.0</td></tr> </table>	GS	RUSH/G	PASS/G	PPG	1	295.0	400.0	63.0	LAST GAME: Earned the start at right tackle vs. GSU and tallied team-high 83.1 pass block grade from PFF NOTES: Seasoned offensive tackle who has seen action in 31 career games, with 20 starts over four seasons ... Member of the Senior Bowl top 300 ... Earned honorable mention Freshman All-America accolades by CFN in 2022.
GS	RUSH/G	PASS/G	PPG								
1	295.0	400.0	63.0								
17 K		LUCAS CARNEIRO 5-11 195 Jr. Cornelius, N.C. <table> <tr> <th>FG</th><th>LONG</th><th>PAT</th><th>PTS</th></tr> <tr> <td>2/2</td><td>42</td><td>4/4</td><td>10</td></tr> </table>	FG	LONG	PAT	PTS	2/2	42	4/4	10	LAST GAME: Was a perfect 2-for-2 field goals in Ole Miss debut, with a long of 42 vs. Georgia State NOTES: On the Lou Groza Award preseason watch list ... Is a perfect 6-for-6 in his career in field goals greater than 50 yards ... Is 14-of-15 beyond 40 yards ... Was a Lou Groza Award semifinalist in 2024 at Western Kentucky ... Transferred from WKU in January 2025 and participated in spring drills.
FG	LONG	PAT	PTS								
2/2	42	4/4	10								

5 DE		KAM FRANKLIN 6-5 290 So. Lake Cormorant, Miss. <table> <tr> <th>TACKLES</th><th>TFL</th><th>SACK</th><th>QBH</th></tr> <tr> <td>6</td><td>0.0</td><td>0.0</td><td>4</td></tr> </table>	TACKLES	TFL	SACK	QBH	6	0.0	0.0	4	LAST GAME: Earned first career start and tallied six total tackles against Georgia State NOTES: Has appeared in eight career games with one start on the defensive line ... Ranked as a five-star prospect by Rivals coming out of high school ... Listed as a top 75 recruit nationally by ESPN, Rivals and 247Sports, checking in as high as No. 17 in the Rivals recruiting rankings.
TACKLES	TFL	SACK	QBH								
6	0.0	0.0	4								
51 DT		ZXAVIAN HARRIS 6-8 330 Sr. Canton, Miss. <table> <tr> <th>TACKLES</th><th>TFL</th><th>SACK</th><th>QBH</th></tr> <tr> <td>5</td><td>1.5</td><td>1.0</td><td>2</td></tr> </table>	TACKLES	TFL	SACK	QBH	5	1.5	1.0	2	LAST GAME: Registered five tackles, 1.5 TFLs and a blocked field goal in win over Georgia State NOTES: Has played in 38 career games and has tallied 11 starts for the Rebels ... Has six career blocked kicks, just one short of the SEC all-time record ... Earned preseason All-SEC accolades from both the SEC coaches and media ... Member of the Senior Bowl top 300.
TACKLES	TFL	SACK	QBH								
5	1.5	1.0	2								
52 DT		WILL ECHOLS 6-3 310 So. Houston, Miss. <table> <tr> <th>TACKLES</th><th>TFL</th><th>SACK</th><th>QBH</th></tr> <tr> <td>3</td><td>0.0</td><td>0.0</td><td>0</td></tr> </table>	TACKLES	TFL	SACK	QBH	3	0.0	0.0	0	LAST GAME: Made first career start and tallied three total tackles vs. Georgia State NOTES: Appeared in eight games for the Rebels in 2024 as a true freshman ... Named to the Athletic Director's honor roll in fall 2024 ... Tabbed as the No. 14 best defensive line prospect in the country by 247Sports coming out of Houston HS in 2024 ... Named 4A Mississippi Mr. Football in 2024.
TACKLES	TFL	SACK	QBH								
3	0.0	0.0	0								
4 EDGE		SUNTARINE PERKINS 6-2 220 Jr. Raleigh, Miss. <table> <tr> <th>TACKLES</th><th>TFL</th><th>SACK</th><th>QBH</th></tr> <tr> <td>1</td><td>0.0</td><td>0.0</td><td>0</td></tr> </table>	TACKLES	TFL	SACK	QBH	1	0.0	0.0	0	LAST GAME: Registered one tackle against Georgia State NOTES: On the preseason watch list for the Chuck Bednarik Award, Lombardi Award and Bronko Nagurski Trophy ... Earned preseason All-America honors from five separate organizations ... Finished tied for second in Ole Miss single-season history in sacks (10.5) during 2024 season
TACKLES	TFL	SACK	QBH								
1	0.0	0.0	0								
6 LB		TJ DOTTERY 6-2 230 Jr. Montgomery, Ala. <table> <tr> <th>TACKLES</th><th>TFL</th><th>SACK</th><th>PBU</th></tr> <tr> <td>9</td><td>0.5</td><td>0.0</td><td>1</td></tr> </table>	TACKLES	TFL	SACK	PBU	9	0.5	0.0	1	LAST GAME: Recorded a team-high nine tackles in season opener vs. Georgia State NOTES: Has started 13 games at linebacker for the Rebels over the last two seasons ... On the Butkus Award preseason watch list ... Finished second on the team in 2024 with 76 total tackles ... Sat out all of the 2023 regular season due to NCAA transfer rules ... Transferred from Clemson in 2023.
TACKLES	TFL	SACK	PBU								
9	0.5	0.0	1								
30 LB		JADEN YATES 6-1 225 Jr. Columbus, Ohio <table> <tr> <th>TACKLES</th><th>TFL</th><th>SACK</th><th>QBH</th></tr> <tr> <td>8</td><td>0.0</td><td>0.0</td><td>0</td></tr> </table>	TACKLES	TFL	SACK	QBH	8	0.0	0.0	0	LAST GAME: Earned the start in Ole Miss debut, tallying eight tackles vs. Georgia State NOTES: Played in 24 games across 2023 and 2024 seasons for the Thundering Herd, including 13 starts as a sophomore in 2024 ... Named first-team All-Sun Belt in 2024 after tallying 126 total tackles ... Transferred from Marshall in January 2025 and participated in spring drills.
TACKLES	TFL	SACK	QBH								
8	0.0	0.0	0								
8 CB		ANTONIO KITE 6-0 180 Jr. Anniston, Ala. <table> <tr> <th>TACKLES</th><th>TFL</th><th>INT</th><th>PBU</th></tr> <tr> <td>3</td><td>0.0</td><td>0</td><td>1</td></tr> </table>	TACKLES	TFL	INT	PBU	3	0.0	0	1	LAST GAME: Registered three tackles in first career start vs. Georgia State NOTES: Has appeared in 18 total collegiate games over four total seasons at Ole Miss, Auburn and Alabama ... Was a unanimous four-star prospect and was the No. 118 recruit on the ESPN300 coming out of Anniston High School in 2022 ... Transferred from Auburn in 2025 prior to the start of fall camp.
TACKLES	TFL	INT	PBU								
3	0.0	0	1								
9 CB		RICKY FLETCHER 6-3 200 Jr. Durant, Miss. <table> <tr> <th>TACKLES</th><th>TFL</th><th>INT</th><th>PBU</th></tr> <tr> <td>1</td><td>0.0</td><td>0</td><td>0</td></tr> </table>	TACKLES	TFL	INT	PBU	1	0.0	0	0	LAST GAME: Started at cornerback and registered one tackle vs. Georgia State NOTES: Has appeared in 27 career games with 15 starts over four seasons at Ole Miss and South Alabama ... Missed the 2024 season due to injury ... Started all 13 games in 2023 for South Alabama ... Transferred from South Alabama in 2025 prior to the start of fall camp.
TACKLES	TFL	INT	PBU								
1	0.0	0	0								
32 CB		CHRIS GRAVES JR. 6-0 185 Jr. Fort Myers, Fla. <table> <tr> <th>TACKLES</th><th>TFL</th><th>INT</th><th>PBU</th></tr> <tr> <td>1</td><td>0.0</td><td>0</td><td>0</td></tr> </table>	TACKLES	TFL	INT	PBU	1	0.0	0	0	LAST GAME: Played 35 snaps as a reserve cornerback and registered one tackle vs. Georgia State NOTES: Has appeared in 27 career games with two starts while at Ole Miss ... Spent true freshman season at Miami where he didn't see any game action and was redshirted ... Named to the SEC Fall Academic honor roll in 2024 ... Transferred from Miami in 2023.
TACKLES	TFL	INT	PBU								
1	0.0	0	0								
29 S		NICK CULL 6-0 190 Jr. Donalsonville, Ga. <table> <tr> <th>TACKLES</th><th>TFL</th><th>INT</th><th>PBU</th></tr> <tr> <td>0</td><td>0.0</td><td>0</td><td>1</td></tr> </table>	TACKLES	TFL	INT	PBU	0	0.0	0	1	LAST GAME: Made first career start at nickelback and registered one pass breakup NOTES: Four-year letterwinner who has appeared in 20 games with one start since coming to Oxford in 2022 ... Rated a four-star prospect by 247Sports Composite, On3 and Rivals ... Rated No. 20 in position by Rivals and No. 36 by 247 Sports Composite as a senior in 2022.
TACKLES	TFL	INT	PBU								
0	0.0	0	1								
7 S		TJ BANKS 6-3 200 So. Tuscaloosa, Ala. <table> <tr> <th>TACKLES</th><th>TFL</th><th>INT</th><th>PBU</th></tr> <tr> <td>1</td><td>0.0</td><td>0</td><td>0</td></tr> </table>	TACKLES	TFL	INT	PBU	1	0.0	0	0	LAST GAME: Started at safety and registered one tackle vs. Georgia State NOTES: Has played in 10 games with one start in two seasons at Ole Miss ... Rated the No. 16 safety in the country by ESPN coming out of Hillcrest HS in 2024 ... Selected to compete in the 2024 Under Armour All-America Game.
TACKLES	TFL	INT	PBU								
1	0.0	0	0								
3 S		SAGE RYAN 6-0 200 Sr. Lafayette, La. <table> <tr> <th>TACKLES</th><th>TFL</th><th>PBU</th><th>QBH</th></tr> <tr> <td>0</td><td>0.0</td><td>0</td><td>0</td></tr> </table>	TACKLES	TFL	PBU	QBH	0	0.0	0	0	LAST GAME: Made Ole Miss debut vs. Georgia State, earning the start at safety NOTES: In 44 career appearances with Ole Miss and LSU, earned starts at cornerback (10), safety (5) and the nickel (7) position over the course of five seasons ... Transferred from LSU in 2025 prior to the start of fall camp.
TACKLES	TFL	PBU	QBH								
0	0.0	0	0								
33 P		FRASER MASIN 6-4 210 Fr. Sydney, Australia <table> <tr> <th>PUNTS</th><th>AVG</th><th>LONG</th><th>IN 20</th></tr> <tr> <td>2</td><td>44.5</td><td>54</td><td>1</td></tr> </table>	PUNTS	AVG	LONG	IN 20	2	44.5	54	1	LAST GAME: Tallied two punts for an average of 44.5 yards, with a long of 54 yards vs. Georgia State NOTES: Is a 24-year-old true freshman who spent three seasons playing professional Australian rules football with the Perth Football Club in the West Australian Football League ... Member of the 2024-25 signing class who enrolled early in January 2025 and participated in spring drills.
PUNTS	AVG	LONG	IN 20								
2	44.5	54	1								

SEC STANDINGS

	Conf.	Overall
Arkansas	0-0	1-0
Auburn	0-0	1-0
Florida	0-0	1-0
Georgia	0-0	1-0
Kentucky	0-0	1-0
LSU	0-0	1-0
Ole Miss	0-0	1-0
Mississippi State	0-0	1-0
Missouri	0-0	1-0
Oklahoma	0-0	1-0
South Carolina	0-0	1-0
Tennessee	0-0	1-0
Texas A&M	0-0	1-0
Vanderbilt	0-0	1-0
Alabama	0-0	0-1
Texas	0-0	0-1

REBELS IN SEC & FBS STATS

Category (Team)	Stat	SEC	FBS
Total Offense	695.0	1	1
Red Zone Defense	0.0%	1	1
Passing Offense	400.0	1	4
Punt Return Defense	0.0	7	4
Scoring Offense	63.0	1	5
Passing Yards / Completion	16.67	1	5
First Down Offense	34	1	8
Passing Yards Allowed	69.0	3	8
3rd Down Conv. Pct. Def.	13.3%	4	9
Rushing Defense	295.0	2	11
First Down Defense	10	5	16
3rd Down Conv. Pct.	61.5%	5	17
Passes Intercepted	1	1	19
Scoring Defense	7.0	5	20
Team Passing Efficiency Def.	76.38	3	21
Team Passing Efficiency	180.54	5	25

Category (Indiv.)	Stat	SEC	FBS
L. Carneiro, FG %	100%	1	1
K. Lacy, Scoring	18.0	1	2
K. Lacy, Total Touchdowns	3	1	3
A. Simmons, Pass Yards / Comp.	17.05	1	3
Z. Harris, Total Interceptions	1	1	5
A. Simmons, Yards / Pass	11.0	1	7
L. Carneiro, FG / Game	2.0	1	8
A. Simmons, Pass Yards / Game	341.0	2	8
A. Simmons, Total Offense	358.0	3	10
H. Wallace III, All Purpose	180.0	1	12
H. Wallace III, Rec. Yards / Game	130.0	3	12
A. Simmons, Passing Yards	341	2	14
H. Wallace III, Receiving Yards	130	3	17
H. Wallace III, Punt Returns	12.5	6	22
A. Simmons, Points Resp. / Game	18.0	6	22

BY THE NUMBERS

64,038 - Vaught-Hemingway Stadium Capacity
27,124 - Ole Miss enrollment (Fall 2024)
687 - All-Time Victories
323 - Pro Draft Picks
62 - First Team All-American Selections
42 - Bowl Appearances
27 - Bowl Wins (including vacated wins)
25 - Academic All-Americans
25 - NFL First-Round Draft Picks
17 - Overtime Games
12 - College Football Hall of Fame Inductees
6 - SEC Championships

OLE MISS HEAD COACH LANE KIFFIN

Lane Kiffin, one of college football's preeminent offensive minds and well-known personalities, is in his sixth season in charge of the Ole Miss football program. Kiffin has led the Rebels to unprecedented heights during his tenure, which has included five consecutive bowl berths, including three wins and two New Year's Six appearances. Kiffin has tallied three 10-win seasons in Oxford, including Ole Miss' first-ever 11-win season. In 13 seasons at the NCAA level, Kiffin owns an all-time record of 106-52, including a 45-18 mark with the Rebels. Under his watch, the Rebels have broken into the national top-10 in each of the last four seasons, the first such streak at Ole Miss since 1961-64. Kiffin came to Ole Miss from Florida Atlantic, where he turned around an FAU program that won nine games over the previous three seasons with two conference titles and two 10-win seasons. In his head coaching stops at USC, Tennessee and FAU, Kiffin has shown a propensity in helping turn programs around. Kiffin graduated from Fresno State in 1998 after playing quarterback for three seasons (1994-96) for the Bulldogs. He began his coaching career as a student assistant at Fresno State under Pat Hill in 1997 and 1998.

KENTUCKY HEAD COACH MARK STOOPS

Kentucky head coach Mark Stoops is currently coaching in his 13th season of college football, all of which have been at the helm of the Wildcat football program. With a career record of 68-73, Stoops has helped to turn around Kentucky football to earning eight bowl game appearances in the last nine years. Stoops holds school records for wins (68), home wins (47), SEC wins (31) and wins over ranked opponents (12). Stoops and his staff have been making noise on the recruiting trail. Kentucky's 13 classes under Stoops have ranked in the top 50 by all four major recruiting services, including the 2022 class which was ranked as high as No. 10 by Rivals. Stoops came to Kentucky from Florida State, where he was defensive coordinator from 2010-12. Stoops was defensive coordinator and DBs coach at Arizona from 2004-09, working for his brother, Mike, who was head coach of the Wildcats. Stoops was raised in Youngstown, Ohio. As did brothers Bob and Mike, Mark played in the secondary at the University of Iowa for Hall of Fame coach Hayden Fry.

WILDCAT SCOUTING REPORT

Kentucky began the 2025 season with a 24-16 win over Toledo, its fifth straight season-opening win. The Wildcats tallied 305 total yards, with 225 of that coming on the ground. Kentucky carried the ball 45 times for an average of 5.1 yards per carry. Transfer running back Dante Dowdell led the UK rushing attack with 129 yards and one touchdown on just 14 carries. Seth McGowan also ran for 78 yards and one TD. Zach Calzada, who had previous stops at Auburn and Texas A&M, earned the start at quarterback for the Wildcats against Toledo. Calzada completed 10-of-23 passes for 85 yard and rushed for one TD. Defensively, Kentucky limited Toledo to 329 yards of total offense. Linebacker Alex Afari Jr. registered a game-high 13 tackles with 2.0 TFLs.

2025 Kentucky Schedule

Aug. 30	TOLEDO	W, 24-16	Nov. 1	at Auburn*	TBA
Sept. 6	#15 OLE MISS*	2:30 p.m.	Nov. 8	FLORIDA*	TBA
Sept. 13	EASTERN MICHIGAN	6:30 p.m.	Nov. 15	TENNESSEE TECH	12:30 p.m.
Sept. 27	at South Carolina*	TBA	Nov. 22	at Vanderbilt*	TBA
Oct. 4	at Georgia*	11 a.m.	Nov. 29	LOUISVILLE	TBA
Oct. 18	TEXAS*	TBA	<i>* SEC game HOME GAMES IN CAPS</i>		
Oct. 25	TENNESSEE*	TBA			

* SEC game HOME GAMES IN CAPS

OLE MISS-KENTUCKY SERIES HISTORY

- Ole Miss and Kentucky will be meeting for the 47th time in a series that dates back to 1944.
- The Rebels lead the all-time series vs. the Wildcats 30-15-1 on the field.
- The series is tied 11-11-1 in Lexington.
- The home team has won the five of the last eight contests in the series.
- This will be the fifth time **Lane Kiffin** has faced Kentucky, entering Saturday 3-1 across his time at Tennessee (1-0) and Ole Miss (2-1) ... Kiffin's wins in Lexington in 2009 (30-24) and 2020 (42-41) were both in overtime.

OLE MISS IN SEPTEMBER

- Ole Miss is 168-94-7 (.638) all-time during the month of September after vacated wins.
- Ole Miss is 108-36-3 (.745) in September home games (including contests played in Memphis and Jackson).
- The Rebels are 83-23-2 (.778) in September games played in Oxford after vacated wins.
- Ole Miss is 120-41-6 (.737) all-time versus non-conference opponents during September.

REBS IN THE POLLS

- Ole Miss opened the 2025 season ranked No. 15 in the Coaches poll and No. 21 in the AP poll.
- Dating back to 2021, Ole Miss has been ranked in the top-25 in 61 of the last 65 poll releases.
- Ole Miss' current ranked streak stands at 33 consecutive appearances since the beginning of 2023, the longest since being ranked 41 in a row from 2014-16 ... Head coach **Lane Kiffin** also owns a streak of 29 across 2021-22.
- The SEC boasts 10 teams in the preseason AP top-25, including four within the top-10.
- Ole Miss ended at No. 14 in the final CFP rankings for 2024, the fifth top-15 finish for the Rebels since the CFP began in 2014.

Ole Miss in Final College Football Playoff Rankings

Year	Final Rank	Record	vs. Playoff Teams
2014	#9	9-4	1-0
2015	#12	10-3	1-0
2021	#8	10-3	0-1
2023	#11	11-2	0-1
2024	#14	9-3	1-0

GREAT STARTS

Ole Miss opened the 2025 campaign in powerful fashion, pouring it on in a 63-7 domination of Georgia State on Aug. 30. The Rebels ended with 695 yards of total offense (No. 8 in program history), 400 yards passing and 295 yards rushing, with those 63 points making Ole Miss the first team in SEC history to score at least 60 points in three consecutive season openers.

Ole Miss Season Openers Since 2023

Date	Opponent	Result	Total Off	Total Def	Pass	Rush
08-30-2025	Georgia State	W, 63-7	695	260	400	295
08-31-2024	Furman	W, 76-0	772	172	529	243
09-02-2023	Mercer	W, 73-7	667	235	524	143

NEW KIDS IN TOWN

This season, Ole Miss features a roster with 65 total newcomers (38 new transfers, 27 high school signees) out of 117 total active members. Additionally, a total of 50 current Rebels transferred to Ole Miss at some point in their careers. In Ole Miss' season opener against Georgia State on Aug. 30, newcomers accounted for a hefty portion of the production on both sides of the ball as 35 total Rebels made their debuts.

Newcomer Production vs. Georgia State

Passing: 59 of 341 (17.3%)
 Rushing: 185 of 295 (62.7%)
 Receiving: 309 of 400 (77.3%)
 Tackles: 33 of 66 (50.0 %)

LEARN BY DOING

Ole Miss got to work on replacing the record-breaking 2024 squad right away against Georgia State, giving 15 Rebels their first-ever starts in the Red and Blue: S **TJ Banks**, S **Nick Cull**, CB **Ricky Fletcher**, DE **Kam Franklin**, DT **Will Echoles**, CB **Antonio Kite**, OL **Patrick Kutas**, RB **Kewan Lacy**, S **Sage Ryan**, OL **Brycen Sanders**, QB **Austin Simmons**, WR **De'Zhaun Stribling**, WR **Harrison Wallace III**, OL **PJ Wilkins** and LB **Jaden Yates**. Of those 15, eight made their first overall career starts: Banks, Cull, Echoles, Franklin, Kite, Sanders and Simmons. Entering this season, the average number of Ole Miss career starts on the Rebel roster was just 8.8, as opposed to 14.2 average Ole Miss starts for the Rebels at the conclusion of the 2024 campaign.

HIGH-FLYING OFFENSE

In the Kiffin era, the Rebel offense ranks as the most prolific in the nation, leading the FBS in both yards per game since the beginning of the 2020 season at 507.2, as well as total yards at 31,953. Ole Miss holds a commanding per-game lead of 31.5 over North Texas, and is on pace to be the first to break 32,000 yards since 2020 despite playing six fewer games than Alabama (31,745) and Georgia (31,517).

FBS Total Offense Per Game Since 2020

School	YPG	Games
Ole Miss	507.2	63
North Texas	475.7	63
Ohio State	472.0	64
Oregon	466.6	63
SMU	460.3	64

FBS Total Yards Since 2020

School	Yards	Games
Ole Miss	31,953	63
Alabama	31,745	69
Georgia	31,517	69
Ohio State	30,206	64
North Texas	29,970	63

CAREER STARTS (AT OLE MISS)

20	Jayden Williams
14	Cayden Lee
13	TJ Dottery
11	Suntarine Perkins, Zxavian Harris
10	Diego Pounds
7	Dae'Quan Wright
1	TJ Banks, Nick Cull, Will Echoles, Ricky Fletcher, Kam Franklin, Chris Graves Jr., Antonio Kite, Patrick Kutas, Kewan Lacy, Sage Ryan, Brycen Sanders, Austin Simmons, De'Zhaun Stribling, Harrison Wallace III, PJ Wilkins, Jaden Yates

CURRENT CONSECUTIVE STARTS (AT OLE MISS)

10	TJ Dottery, Diego Pounds
9	Suntarine Perkins
8	Cayden Lee
7	Dae'Quan Wright
1	TJ Banks, Nick Cull, Will Echoles, Ricky Fletcher, Kam Franklin, Antonio Kite, Patrick Kutas, Kewan Lacy, Sage Ryan, Brycen Sanders, Austin Simmons, De'Zhaun Stribling, Harrison Wallace III, PJ Wilkins, Jaden Yates

CAREER GAMES PLAYED (AT OLE MISS)

40	Tyler Banks
38	Zxavian Harris
31	Jayden Williams
27	Chris Graves Jr., Suntarine Perkins
24	Cayden Lee
20	Nick Cull
18	Jamarius Brown
17	Carter Short
16	Brycen Sanders
14	TJ Dottery, Diego Pounds, Domonique Thomas, Dae'Quan Wright
12	Andy Jaffe
10	TJ Banks, Austin Simmons
9	Will Echoles
8	Kam Franklin
6	Raymond Collins, Deelay Holmes Jr., Wyatt Smalley
5	Ethan Fields
4	Mike Baker
3	Cedric Beavers, Joe Koury, Mac Owen, Joshua Pfeifer
2	John Ross Ashley, Kamron Beavers, Caleb Blankenship, Pat Broomfield, Logan Diggs, Izaiah Hartrup, John Wayne Oliver, Anthony Robinson III, Jeffery Rush
1	Austin Acton, Deuce Alexander, Dillon Alfred, Hayden Bradley, Trace Bruckler, Oscar Bird, Lucas Carneiro, Tahj Chambers, Trinidad Chambliss, Ladarian Clardy, Cam Clark, Caleb Cunningham, Dylan Davis, Tavoy Feagin, Ricky Fletcher, Kapena Gushiken, Devin Harper, Jack Harper, Jarcooby Hopson, Connor Howes, Antonio Kite, Patrick Kutas, Kewan Lacy, Percy Lewis, Andrew Maddox, Shekai Mills-Knight, Caleb Odom, Tavion Prather, Devin Price, Sage Ryan, De'Zhaun Stribling, Damien Taylor, Mark Trigg Jr., Princewill Umanmielen, Harrison Wallace III, Winston Watkins, PJ Wilkins, Wydett Williams Jr., Da'Shawn Womack, Jaden Yates

2025 BREAKDOWN

Category	2025
Record	1-0
SEC	0-0
Non-Conference	1-0
Home	1-0
Away	0-0
Neutral	0-0
Day Games	0-0
Night Games (6 p.m. start or later)	1-0
vs. Top 25 teams	0-0
TV games	1-0
on SEC Network	1-0
on SEC Network Alternate	0-0
on ESPN	0-0
on ESPN2	0-0
on ABC	0-0
on CBS	0-0
on SECN+/ESPN+	0-0
on The CW	0-0
When scoring first	1-0
When opponents score first	0-0
When leading at halftime	1-0
When trailing at halftime	0-0
When tied at halftime	0-0
When leading after third quarter	1-0
When trailing after third quarter	0-0
When tied after third quarter	0-0
In overtime games	0-0
When scoring less than 20 points	0-0
When scoring 20+ points	1-0
When scoring 30+ points	1-0
When allowing less than 20 points	1-0
When allowing 20+ points	0-0
When allowing 30+ points	0-0
When rushing for <100 yards	0-0
When rushing for 100+ yards	1-0
When rushing for 200+ yards	1-0
When passing for 200+ yards	1-0
When passing for 250+ yards	1-0
When passing for 300+ yards	1-0
When totaling <300 yds total offense	0-0
When gaining 300+ yds total offense	1-0
When allowing <100 yds rushing	0-0
When allowing 100+ yds rushing	1-0
When allowing 200+ yds rushing	0-0
When allowing <200 yds passing	1-0
When allowing 200+ yards passing	0-0
When allowing 250+ yards passing	0-0
When allowing 300+ yards passing	0-0
When allowing <300 yds total offense	1-0
When allowing 300+ yds total offense	0-0
When having a 100-yard rusher	1-0
When opp. has a 100-yard rusher	0-0
When having no turnovers	0-0
When having 1-2 turnovers	1-0
When having 3 or more turnovers	0-0
When having no takeaways	0-0
When having 1-2 takeaways	1-0
When having 3 or more takeaways	0-0
When having more than 30:00 TOP	0-0
When having less than 30:00 TOP	1-0

RACKING UP THE YARDS

Lane Kiffin's dynamic Ole Miss offenses have single-handedly dismantled the Rebel record books, recording four of the top-five and six of the top-10 offensive seasons in school history. Kiffin owns 28 games during his Ole Miss tenure with at least 600 yards of total offense, as opposed to just 19 times total from the beginning of the Ole Miss football program in 1893 until Kiffin's arrival in 2020. At the 700-yard plateau, Kiffin's Rebels own five of the seven total 700-yard games in Ole Miss history, as well as eight of the top-10 performances all-time.

Per-Game Yardage Breakdown, Ole Miss Coaching History

Coach (Years)	Total Offense		Passing		Rushing	
	700	600	500	400	500	400
Lane Kiffin (2020-Pres.)	5	28	4	9	--	2
All Others (1893-2019)	2	19	1	18	1	19
Total	7	47	5	27	1	21

Single-Game Total Offense, Ole Miss History

Date	Opponent	Total	Rush	Pass
10-06-2018	ULM	826	309	517
08-31-2024	Furman	772	243	529*
11-16-2013	Troy	751	382	369
11-14-2020	South Carolina	708	195	513
09-18-2021	Tulane	707	372	335
09-30-2023	LSU	706	317	389
11-19-2022	at Arkansas	703	463	240
08-30-2025	Georgia State	695	400	295
11-02-2024	at Arkansas	694	132	562*
09-02-2023	Mercer	667	143	524*

* School record

KEEP YOUR EYES ON THE SKIES

The season opener has recently become an aerial showcase for the Rebel offense, as Ole Miss has now thrown for at least 381 yards in five of head coach **Lane Kiffin's** six season debuts. That includes two passing records in 2023 (Mercer, 524) and 2024 (Furman, 529). Later on in the 2024 season, the Rebels shattered that latest record as well with 562 at Arkansas, the fourth-most in SEC history and third-most ever against an SEC defense. In the Kiffin era, Ole Miss has topped 500 yards passing four times -- constituting four of the five best passing performances in Ole Miss history.

Season-Opening Passing Under Lane Kiffin

Date	Opponent	Yards	Comp.	Att.	TD
08-30-2025	Georgia State	400	24	37	4
08-31-2024	Furman	529	29	45	6
09-02-2023	Mercer	524	29	41	6
09-03-2022	Troy	167	19	29	1
09-06-2021	Louisville	381	22	32	1
09-26-2020	Florida	443	24	33	3

Single-Game Passing, Ole Miss History

Date	Opponent	Yards	Comp.	Att.	TD
11-02-2024	Arkansas	562	28	34	7
08-31-2024	Furman	529	29	45	6
09-02-2023	Mercer	524	29	41	6
10-06-2018	ULM	517	31	34	5
11-14-2020	South Carolina	513	28	32	4

SIMMONS' TIME TO SHINE

After two years of sitting behind Ole Miss' all-time leading passer, sophomore QB **Austin Simmons** took control for the Rebels under center against Georgia State, his first career start. Simmons ended 20-of-31 passing for 341 yards and three touchdowns to lead Ole Miss in its 63-7 demolition of the Panthers. A former consensus four-star recruit out of Miami and a former flamethrower for the Ole Miss baseball team, Simmons began 2025 with nine prior games of experience with 282 yards and two touchdowns passing. But no moment so far has been bigger than his first quarter march down the field against No. 2 Georgia in relief of an injured Jaxson Dart. Simmons went 5-of-6 for 64 yards to match the Bulldogs early, helping keep the Rebels afloat in what turned out to be Ole Miss' biggest top-five win since 1969. Simmons already owns a college degree after graduating with his bachelor's in multi-disciplinary studies this past May, another early completion after graduating high school early to reclassify and enroll at Ole Miss in the fall of 2023.

Ole Miss Quarterback Debuts Under Lane Kiffin

Date	QB	Opponent	Yards	Comp.	Att.	TD
08-30-2025	Austin Simmons	Georgia State	341	20	31	3
09-03-2022	Jaxson Dart	Troy	154	18	27	1
09-26-2020	Matt Corral	Florida	395	22	31	3

CALLING IN THE SOUTHPAW

Adding additional intrigue to **Austin Simmons** taking over the starting quarterback role for Ole Miss is his throwing arm, as he became the first Rebel lefty to start at quarterback since Brent Schaeffer, who started 12 games under center for the Rebels across the 2006 and 2007 seasons. Other notable lefties at Ole Miss in the last half-century include Paul Head (1993-96) and Bobby Garner (1976-78).

LACY TO THE ENDZONE

In his first career start, sophomore and Missouri transfer **Kewan Lacy** found paydirt three times while notching a career-high 108 total yards on 16 carries, making him one of three Rebels with multiple scores in their Ole Miss debuts since 2000. Lacy came to Ole Miss with 104 career rushing yards and zero scores on 23 total carries during his freshman season with the Tigers in 2024.

Multiple Rushing TD, Ole Miss Debut (Since 2000)

Date	Name	Opponent	Att.	Yards	TD
08-30-2025	Kewan Lacy	Georgia State	16	108	3
09-01-2018	Scottie Phillips	Texas Tech	16	204	2
09-03-2006	Benjarvus Green-Ellis	Memphis	26	127	2

SEASONED VET

Senior WR **De'Zhaun Stribling** ranks among the most experienced receivers in the FBS, sitting within the top-15 of the NCAA's active career database in receiving yards per game (3rd, 52.6), receiving touchdowns (4th, 17), receptions (5th, 164), receiving yards (5th, 2,208), receptions per game (9th, 3.9) and yards per catch (15th, 13.5). Stribling has been a top target at two prior stops at Washington State from 2021-22 and Oklahoma State from 2023-24, tallying up 1,073 yards and 10 scores with the Cougars while hauling in 1,080 yards and seven touchdowns while with the Cowboys.

KING OF SWAT

Senior DT **Zxavian Harris** has been a wrecking ball on special teams his entire career, and after another blocked kick against Georgia State in the opener, he stands on the edge of history as one of the best kick blockers in SEC history. Harris, who had a superb game with 1.5 TFL, 1.0 sack, two QB hurries and his first career interception, got a finger on the Panthers' field goal try during the first quarter -- his sixth career blocked kick across PATs and field goals. One more ties him with Kentucky's Lonnell Dewalt and Matt Roark, who each set the SEC record at seven blocks apiece.

MISSISSIPPI BOYS

The entirety of Ole Miss' starting front against Georgia State -- DE **Kam Franklin** (Lake Cormorant), DT **Zxavian Harris** (Canton), DT **Will Echoles** (Houston) and edge LB **Suntarine Perkins** (Raleigh) -- hail from Mississippi.

PERKINS ON PACE

Junior LB **Suntarine Perkins** put together a superb sophomore campaign in 2024, ending near the top of the national leader boards with 14.0 tackles for loss and 10.5 sacks -- with the latter ranked tied for the second-most in Ole Miss single-season history. For his efforts, Perkins has been rewarded by a number of preseason accolades, including watch lists for the Lombardi, Bednarik and Nagurski, as well as preseason All-America nods by Walter Camp (second-team), The Sporting News (second-team) and Phil Steele (fourth-team). Heading into his third year with the Rebels, Perkins stands on the edge of the all-time top-10 sacks list at Ole Miss.

All-Time Ole Miss Career Sacks

Rk	Name, Pos., Years	Sacks
6.	Kelvin Pritchett, DT, 1988-90	18.0
7.	Derrick Burgess, DE, 2000	17.5
8.	Cassius Ware, LB, 1992-93	17.0
9.	Jared Ivey, DE, 2022-24	16.0
10.	Dewayne Dotson, LB, 1992-93	15.0
11.	Suntarine Perkins, LB, 2023-Pres.	14.0
12.	C.J. Johnson, DE-LB, 2011-15	13.5

TYLER BANKS WINS CHUCKY MULLINS COURAGE AWARD

Ole Miss senior LB **Tyler Banks** was recently named the winner of the 2025 Chucky Mullins Courage Award. The award, sponsored by Phi Beta Sigma fraternity, honors the late Chucky Mullins, who had his Ole Miss career come to an end during the 1989 Homecoming game against Vanderbilt when he was paralyzed after making a tackle. After returning to his studies at Ole Miss, Mullins passed away May 6, 1991. A native of Blackstone, Virginia, Banks is Ole Miss' active career leader in games played with 40 total appearances.

NFL REBELS

Ole Miss has a big presence in the league again this year. There are currently 36 former Rebels on NFL rosters:

Trey Amos | CB | Washington Commanders
 Daijahn Anthony | S | Cincinnati Bengals^
 Ulysses Bentley IV | RB | Indianapolis Colts*
 A.J. Brown | WR | Philadelphia Eagles
 Ben Brown | C/OG | New England Patriots
 Chance Campbell | LB | Philadelphia Eagles*
 Jaxon Dart | QB | New York Giants
 Evan Engram | TE | Denver Broncos
 AJ Finley | S | Seattle Seahawks^
 Tre Harris | WR | Los Angeles Chargers
 Malik Heath | WR | Green Bay Packers
 Jared Ivey | DE | Seattle Seahawks
 Cedric Johnson | DE | Cincinnati Bengals^
 Benito Jones | DT | Miami Dolphins
 D.J. Jones | DT | Denver Broncos
 Jaylon Jones | CB | Chicago Bears
 Dawson Knox | TE | Buffalo Bills
 Deane Leonard | CB | Los Angeles Chargers^
 DK Metcalf | WR | Pittsburgh Steelers
 Jonathan Mingo | WR | Dallas Cowboys^
 Elijah Moore | WR | Buffalo Bills
 Walter Nolen | DE | Arizona Cardinals^
 Chris Paul Jr. | LB | Seattle Seahawks*
 JJ Pegues | DT | Las Vegas Raiders
 Mark Robinson | LB | New England Patriots*
 Tavius Robinson | OLB | Baltimore Ravens
 John Saunders Jr. | S | Miami Dolphins*
 Laquon Treadwell | WR | Indianapolis Colts*
 Laremy Tunsil | OT | Washington Commanders
 Isaac Ukwu | DE | Detroit Lions*
 Princely Umanmielen | OLB | Carolina Panthers
 Dayton Wade | WR | Baltimore Ravens^
 Trey Washington | S | Indianapolis Colts*
 Jordan Watkins | WR | San Francisco 49ers
 Sam Williams | DE | Dallas Cowboys
 Kenny Yeboah | TE | Detroit Lions^

* denotes practice squad ^ denotes injured reserve

PRO BOWL & ALL-PRO REBELS

Since 2002 | *All-Pro selection

2002 Deuce McAllister, RB, New Orleans*
 Tim Bowens, DT, Miami Dolphins
 2003 Deuce McAllister, RB, New Orleans*
 2005 Derrick Burgess, DE, Oakland Raiders
 2006 Derrick Burgess, DE, Oakland Raiders
 2007 Patrick Willis, LB, San Francisco 49ers*
 2008 Eli Manning, QB, New York Giants
 Patrick Willis, LB, San Francisco 49ers
 2009 Patrick Willis, LB, San Francisco 49ers*
 2010 Patrick Willis, LB, San Francisco 49ers*
 2011 Eli Manning, QB, New York Giants
 Mike Wallace, WR, Pittsburgh Steelers
 Patrick Willis, LB, San Francisco 49ers*
 2012 Eli Manning, QB, New York Giants
 Patrick Willis, LB, San Francisco 49ers*
 2013 Greg Hardy, DE, Carolina Panthers*
 Dexter McCluster, KR, Kansas City Chiefs*
 Patrick Willis, LB, San Francisco 49ers
 2015 Eli Manning, QB, New York Giants
 2019 Laremy Tunsil, OL, Houston Texans
 2020 AJ Brown, WR, Tennessee Titans
 Evan Engram, TE, New York Giants
 DK Metcalf, WR, Seattle Seahawks*
 Laremy Tunsil, OL, Houston Texans
 2022 AJ Brown, WR, Philadelphia Eagles*
 Dawson Knox, TE, Buffalo Bills
 Laremy Tunsil, OL, Houston Texans*
 2023 AJ Brown, WR, Philadelphia Eagles*
 Evan Engram, TE, Jacksonville Jaguars
 DK Metcalf, WR, Seattle Seahawks
 Laremy Tunsil, OL, Houston Texans*
 2024 A.J. Brown, WR, Philadelphia Eagles*
 Laremy Tunsil, OL, Houston Texans

SEC TELECONFERENCE

Head coach Lane Kiffin will be available on the weekly SEC Teleconference every Wednesday at 12:10 p.m. CT. All times Central.

10:00 a.m.	Brian Kelly, LSU
10:10 a.m.	Kirby Smart, Georgia
10:20 a.m.	Billy Napier, Florida
10:30 a.m.	Brent Venables, Oklahoma
10:40 a.m.	Sam Pittman, Arkansas
10:50 a.m.	Josh Heupel, Tennessee
11:00 a.m.	OPEN
11:10 a.m.	Shane Beamer, South Carolina
11:20 a.m.	Elijah Drinkwitz, Missouri
11:30 a.m.	Kalen DeBoer, Alabama
11:40 a.m.	Mark Stoops, Kentucky
11:50 a.m.	Jeff Leiby, Mississippi State
Noon	Hugh Freeze, Auburn
12:10 p.m.	Lane Kiffin, Ole Miss
12:20 p.m.	Clark Lea, Vanderbilt
12:30 p.m.	Steve Sarkisian, Texas
12:40 p.m.	Mike Elko, Texas A&M

DEGREES IN HAND

Earning a degree from the University of Mississippi is one of the top priorities for Ole Miss student-athletes. A total of 10 current Rebels have already accomplished that goal with eligibility remaining this fall.

- Tahj Chambers, LB - Communication Studies (Mo. St.)
- Shawqi Itraish, QB - Finance (Rice)
- Caleb James, DT - Sport Management (Baylor)
- Percy Lewis, OL - Management (Mississippi State)
- Devin Price, WR - Business (Texas A&M)
- Jon Seaton, DT - Strategic Communications (Elon)
- De’Zhaun Stribling, WR - University Studies (Ok. St.)
- Harrison Wallace III, WR - Criminology (Penn State)
- Kortlen Wilfawn, LS - General Business
- Jayden Williams, OL - Multi-Disciplinary Studies

RADIO AFFILIATES

City	Station (Frequency)
Amory	WAMY-AM (1580 AM)
Batesville	WTNM-FM (93.7)
Brookhaven	WDXO-FM (92.1)
Cornith	WXRZ-FM (94.3)
Greenwood	WYMX-FM (99.1)
Hattiesburg	WFMM-FM (97.3)
Jackson	WFMN-FM (97.3)
Laurel	WLAU-FM (99.3)
Louisville	WLSM-FM (107.1)
McComb	WMPK-FM (93.5)
Memphis	WHBQ-AM (560 AM)
Meridian	WZKR-FM (103.3)
Ocean Springs	WOSM-FM (103.1)
Oxford	WOXF-FM (105.1)
Philadelphia	WHOC-AM (1490 AM)
Tupelo	WFTA-FM (101.9)
Vicksburg	WVBG-AM (1420 AM)
Water Valley	WQLJ-FM (105.5)
Nationwide	Satellite Radio (Sirius XM)
Worldwide	Internet Streaming (Sidearm/TuneIn)

Affiliate list subject to change.

YEAR SIX OF THE KIFFIN ERA

Ole Miss heads into the sixth year of the **Lane Kiffin** era in 2025, and in five years Kiffin has put an indelible stamp on the program. He is the owner of the first 11-win season in school history (2023) in 2023, the first two 10-win regular seasons in program history (2021, ‘23), the first two seven-win home seasons (2021, ‘23), and the first consecutive 10-win seasons at Ole Miss (2023, ‘24) since John Vaught’s history 1959 (10-1) and 1960 (10-0-1) did so -- with another such season in 2025 making him the first in program history with three in a row. He is the fastest Ole Miss head coach to 40 wins, and at 45-18 he barreling toward becoming the fastest to 50 as well. The Rebels are mainstays in the national polls, having broken into the top-10 in each of the last four seasons (the first four-year stretch since 1961-64), and he has turned Ole Miss into a powerhouse both on the recruiting trail and in the transfer portal -- which has resulted in 23 NFL Draft picks already mentored since arriving in 2020.

10-Win Seasons, Ole Miss History (10)

Year	Record	Coach	Bowl / Notes	10-Win Regular Season?
1955	10-1	John Vaught	Cotton Bowl / SEC Champs	No
1959	10-1	John Vaught	Sugar Bowl / National Champs	No
1960	10-0-1	John Vaught	Sugar Bowl / National Champs	No
1962	10-0	John Vaught	Sugar Bowl / National Champs	No
1971	10-2	Billy Kinard	Peach Bowl	No
2003	10-3	David Cutcliffe	Cotton Bowl	No
2015	10-3	Hugh Freeze	Sugar Bowl	No
2021	10-3	Lane Kiffin	Sugar Bowl	Yes
2023	11-2	Lane Kiffin	Peach Bowl	Yes
2024	10-3	Lane Kiffin	Gator Bowl	No

AMONG THE BEST

Since 2021, Ole Miss ranks third in the SEC at 40 wins, trailing only Georgia (54) and Alabama (45).

Wins Among Current SEC Schools Since 2021

Georgia	54
Alabama	45
Ole Miss	40
Tennessee	38

HISTORIC COMPANY

Head coach **Lane Kiffin** is shooting up Ole Miss all-time lists in both total wins (3rd) and winning percentage (2nd).

Ole Miss Head Coaches, All-Time (Wins)

Coach, Years	Record
John Vaught, 1947-70; '73	190-61-12
Billy Brewer, 1983-93	67-56-3
Lane Kiffin, 2020-Pres.	45-18
David Cutcliffe, 1998-2004	44-29
Hugh Freeze, 2012-16	39-25**

* Includes bowl games

** Includes wins vacated by the NCAA

Ole Miss Head Coaches, All-Time (Win %)

Coach, Years	Record* ^	Pct.
John Vaught, 1947-70; '73	190-61-12	.745
Lane Kiffin, 2020-Pres.	45-18	.714
Hugh Freeze, 2012-16	39-25**	.619
David Cutcliffe, 1998-2004	44-29	.603
Harry Mehre, 1938-45	39-26-1	.598

* Min 30 games coached ^ Includes bowl games

** Includes wins vacated by the NCAA

TRANSFER TO THE ‘SIP

Under **Lane Kiffin**, Ole Miss has become an attractive destination for players in the transfer portal, as evidenced by Kiffin’s Rebel squads owning an average transfer class ranking of 2.6 across both the On3 and 247 lists since 2022. All eight of Ole Miss’ seven-round era record NFL Draft picks this past spring came to Oxford via the transfer portal.

Transfer Class Rankings Since 2022

Year	On3	247
2022	#1	#2
2023	#4	#2
2024	#4	#1
2025	#3	#4

RUNNING IT BACK

Returning alongside head coach **Lane Kiffin** this season is the entire coaching staff from the 2024 season, as well as two new additions in **Joe Judge** (quarterbacks) and **Chris Kiffin** (linebackers). Other Ole Miss assistants are: co-defensive coordinator and secondary coach **Bryan Brown** (second season); co-offensive coordinator and tight ends coach **Joe Cox** (second season); offensive line coach **John Garrison** (third season); defensive coordinator **Pete Golding** (third season); defensive line coach **Randall Joyner** (fifth season); passing game coordinator and wide receivers coach **George McDondald** (second season); safeties coach **Wes Neighbors III** (third season); assistant head coach, special teams coordinator and nickelbacks coach **Jake Schoonover** (third season); running backs coach **Kevin Smith** (fifth season); and offensive coordinator and quarterbacks coach **Charlie Weis Jr.** (fourth season).

UNDER KIFFIN

Category	Career
Record	45-18
SEC	25-16
vs. SEC West (2020-23)	12-11
vs. SEC East (2020-23)	8-2
Non-Conference	20-2
Home	28-6
Away	13-10
Neutral	4-2
Day Games	25-10
Night Games (6 p.m. start or later)	20-8
vs. Top 25 teams	8-9
TV games	45-18
on SEC Network	18-4
on SEC Network Alternate	0-0
on ESPN	15-7
on ESPN2	2-0
on ESPNU	0-0
on ESPN+/SECN+	4-0
on ABC	4-3
on CBS	1-4
on The CW	1-0
When scoring first	38-8
When opponents score first	7-10
When leading at halftime	39-5
When trailing at halftime	5-10
When tied at halftime	1-3
When leading after third quarter	41-3
When trailing after third quarter	3-11
When tied after third quarter	1-4
In overtime games	1-1
When scoring less than 20 points	1-5
When scoring 20+ points	44-13
When scoring 30+ points	33-3
When allowing less than 20 points	22-0
When allowing 20+ points	23-18
When allowing 30+ points	7-12
When rushing for <100 yards	2-4
When rushing for 100+ yards	43-14
When rushing for 200+ yards	28-5
When passing for 200+ yards	38-15
When passing for 250+ yards	31-10
When passing for 300+ yards	23-5
When totaling <300 yds total offense	0-1
When gaining 300+ yds total offense	43-17
When allowing <100 yds rushing	14-3
When allowing 100+ yds rushing	30-15
When allowing 200+ yds rushing	9-9
When allowing <200 yds passing	16-4
When allowing 200+ yards passing	28-14
When allowing 250+ yards passing	17-6
When allowing 300+ yards passing	10-5
When allowing <300 yds total offense	13-0
When allowing 300+ yds total offense	32-18
When having a 100-yard rusher	24-7
When opp. has a 100-yard rusher	11-10
When having no turnovers	19-1
When having less than 3 turnovers	40-13
When having 3 or more turnovers	1-5
When having no takeaways	6-4
When having <3 takeaways	36-14
When having 3 or more takeaways	7-2
When having more than 30:00 TOP	14-6
When having less than 30:00 TOP	31-12

OLE MISS ACTIVE CAREER LEADERS

MOST GAMES PLAYED (at Ole Miss)

Tyler Banks	40
Zxavian Harris	38
Jayden Williams	31
Chris Graves Jr.	27
Suntarine Perkins	27

CONSECUTIVE GAMES PLAYED (at Ole Miss)

Tyler Banks	40
Chris Graves Jr.	27
Suntarine Perkins	27
Zxavian Harris	19
Cayden Lee	18

MOST STARTS (at Ole Miss)

Jayden Williams	20
Cayden Lee	14
TJ Dottery	13
Zxavian Harris	11
Suntarine Perkins	11

CURRENT CONSECUTIVE STARTS (at Ole Miss)

TJ Dottery	10
Diego Pounds	10
Cayden Lee	8
Dae'Quan Wright	7

PASSING YARDS (at Ole Miss)

Austin Simmons	39-of-63	623 yards
----------------	----------	-----------

RUSHING YARDS (at Ole Miss)

Domonique Thomas	42 attempts	197 yards
Kewan Lacy	16 attempts	108 yards
Logan Diggs	8 attempts	106 yards

RECEIVING YARDS (at Ole Miss)

Cayden Lee	64 catches	1,001 yards
Dae'Quan Wright	31 catches	472 yards
Harrison Wallace III	5 catches	130 yards

TOUCHDOWNS (at Ole Miss)

Austin Simmons	5	5 pass
Dae'Quan Wright	5	5 receiving
Cayden Lee	4	4 receiving

SACKS (at Ole Miss)

Suntarine Perkins	14.0
Zxavian Harris	3.5
Kam Franklin	2.5
TJ Dottery	2.0

INTERCEPTIONS (at Ole Miss)

Jamarius Brown	1
Zxavian Harris	1
Suntarine Perkins	1

2025 GAME CAPTAINS

GEORGIA STATE:	Dottery, Lee, Perkins
KENTUCKY:	
ARKANSAS:	
TULANE:	
LSU:	
WASHINGTON STATE:	
GEORGIA:	
OKLAHOMA:	
SOUTH CAROLINA:	
THE CITADEL:	
FLORIDA:	
MISSISSIPPI STATE:	

2025 COIN TOSSES

	Coin Toss	Game Result
GEORGIA STATE:	Lost	W, 63-7
KENTUCKY:		
ARKANSAS:		
TULANE:		
LSU:		
WASHINGTON STATE:		
GEORGIA:		
OKLAHOMA:		
SOUTH CAROLINA:		
THE CITADEL:		
FLORIDA:		
MISSISSIPPI STATE:		

HOTTY TODDY

The popular Ole Miss cheer goes like this:

*Are You Ready?
Hell Yeah! Damn Right!
Hotty Toddy, Gosh Almighty,
Who The Hell Are We? Hey!
Flim Flam, Bim Bam
Ole Miss By Damn!*

CAREER STARTS BY POSITION (AT OLE MISS)

OFFENSE

QB	LG
Simmons (1)	Wilkins (1)
RB	C
Lacy (1)	Sanders (1)
WR	RG
Lee (14)	Kutas (1)
Wright (2)	RT
Stribling (1)	Williams (1)
Wallace III (1)	
TE	
Wright (5)	
LT	
J. Williams (19)	
Pounds (10)	

DEFENSE

DE	S
Perkins (8)	Banks (1)
Franklin (1)	Ryan (1)
DT	CB
Z. Harris (11)	Fletcher (1)
Echoles (1)	Graves Jr. (1)
EDGE	Kite (1)
Perkins (1)	DB
LB	Cull (1)
Dottery (13)	
Perkins (2)	
Yates (1)	

CFB PLAYOFF RANKINGS

DEBUTS EARLY NOVEMBER

ASSOCIATED PRESS POLL

Preseason			
Rank	Team	Record	Points
1	Texas (25)	0-0	1552
2	Penn State (23)	0-0	1547
3	Ohio State (11)	0-0	1472
4	Clemson (4)	0-0	1398
5	Georgia (1)	0-0	1331
6	Notre Dame	0-0	1325
7	Oregon (1)	0-0	1236
8	Alabama	0-0	1179
9	LSU	0-0	1174
10	Miami	0-0	889
11	Arizona State	0-0	791
12	Illinois	0-0	713
13	South Carolina	0-0	667
14	Michigan	0-0	662
15	Florida	0-0	626
16	SMU	0-0	565
17	Kansas State	0-0	512
18	Oklahoma	0-0	463
19	Texas A&M	0-0	434
20	Indiana	0-0	423
21	Ole Miss	0-0	370
22	Iowa State	0-0	309
23	Texas Tech	0-0	274
24	Tennessee	0-0	192
25	Boise State	0-0	191

Others receiving votes: BYU 156, Utah 144, Baylor 132, Louisville 90, USC 64, Georgia Tech 63, Missouri 33, Tulane 23, Nebraska 23, UNLV 21, Toledo 13, Auburn 10, James Madison 9, Memphis 9, Florida State 8, Duke 6, Navy 5, Liberty 5, Iowa 5, TCU 4, Pittsburgh 3, Army 2, Louisiana 1, Colorado 1

COACHES POLL

Preseason			
Rank	Team	Record	Points
1	Texas (28)	0-0	1606
2	Ohio State (20)	0-0	1565
3	Penn State (14)	0-0	1525
4	Georgia (3)	0-0	1466
5	Notre Dame	0-0	1360
6	Clemson (2)	0-0	1324
7	Oregon	0-0	1307
8	Alabama	0-0	1210
9	LSU	0-0	1056
10	Miami	0-0	823
11	Arizona State	0-0	806
12	Illinois	0-0	734
13	South Carolina	0-0	665
14	Michigan	0-0	580
15	Ole Miss	0-0	573
16	SMU	0-0	555
17	Florida	0-0	498
18	Tennessee	0-0	492
19	Indiana	0-0	460
20	Kansas State	0-0	438
21	Iowa State	0-0	392
21	Texas A&M	0-0	392
23	BYU	0-0	287
24	Texas Tech	0-0	261
25	Boise State	0-0	246

Others receiving votes: Oklahoma 221, Missouri 142, Louisville 126, USC 116, Utah 86, Baylor 76, Auburn 50, Iowa 49, Memphis 34, Army 33, Tulane 31, Georgia Tech 27, TCU 24, Nebraska 19, Syracuse 16, Washington 15, Navy 14, Arkansas 14, Duke 12, Colorado 12, Minnesota 11, UNLV 8, Florida State 8, Kansas 6, Vanderbilt 3, Buffalo 1

2025 HONORS

RASHAD AMOS, RB

- Preseason All-SEC Honorable Mention (CFN)

JAYLON BRAXTON, CB

- Preseason All-SEC Fourth Team (Athlon)

LUCAS CARNEIRO, K

- Lou Groza Award Preseason Watch List
- Preseason All-America Third Team (Phil Steele)
- Preseason All-SEC First Team (Phil Steele)
- Preseason All-SEC Second Team (Media)
- Preseason All-SEC Second Team (Athlon)
- Preseason All-SEC Third Team (Coaches)

LOGAN DIGGS, RB

- Senior Bowl Top-300

TJ DOTTERY, LB

- Butkus Award Preseason Watch List
- Preseason All-SEC Fourth Team (Phil Steele)
- Preseason All-SEC Fourth Team (Athlon)

KAPENA GUSHIKEN, DB

- Polynesian Player of the Year Preseason Watch List

ZXAVIAN HARRIS, DT

- SEC Co-Defensive Lineman of the Week (Aug. 30)
- Preseason All-SEC Third Team (Coaches, Media)
- Preseason All-SEC Fourth Team (Athlon)
- Senior Bowl Top-300

LUKE HASZ, TE

- Mackey Award Preseason Watch List
- Senior Bowl Top-300

ANDREW JONES, LB

- Butkus Award Preseason Watch List

PATRICK KUTAS, OL

- Preseason All-SEC Fourth Team (Athlon)
- SEC All-Transfer Team (Pick Six)

KEWAN LACY, RB

- Earl Campbell Tyler Rose Award Preseason Watch List

CAYDEN LEE, WR

- Biletnikoff Award Preseason Watch List
- Preseason All-SEC Third Team (Phil Steele)
- Preseason All-SEC Third Team (Athlon)
- Preseason All-SEC Third Team (Pick Six)

SUNTARINE PERKINS, LB

- Chuck Bednarik Award Preseason Watch List
- Lombardi Award Preseason Watch List
- Bronko Nagurski Trophy Preseason Watch List
- Preseason All-America Second Team (Walter Camp)
- Preseason All-America Second Team (TSN)
- Preseason All-America Second Team (Athlon)
- Preseason All-America Fourth Team (Phil Steele)
- Preseason All-SEC First Team (Athlon)
- Preseason All-SEC Second Team (Coaches, Media)
- Preseason All-SEC Second Team (Phil Steele)
- Preseason All-SEC Second Team (Pick Six)
- Senior Bowl Top-300

DIEGO POUNDS, OL

- Wuerffel Trophy Preseason Watch List
- Senior Bowl Top-300

DE'ZHAUN STRIBLING, WR

- Biletnikoff Award Preseason Watch List
- Senior Bowl Top-300

PRINCEWILL UMANMIELEN, LB

- Preseason All-SEC Third Team (Coaches, Media)

HARRISON WALLACE III, WR

- Biletnikoff Award Preseason Watch List
- Senior Bowl Top-300

JAYDEN WILLIAMS, OL

- Senior Bowl Top-300

DA'SHAWN WOMACK, DE

- Senior Bowl Top-300

DAE'QUAN WRIGHT, TE

- Mackey Award Preseason Watch List
- Preseason All-America Third Team (Pick Six)
- Preseason All-SEC Second Team (Pick Six)
- Preseason All-SEC Third Team (Phil Steele)
- Preseason All-SEC Third Team (Athlon)
- Senior Bowl Top-300

HEAD COACH LANE KIFFIN

Lane Kiffin, one of college football's preeminent offensive minds and well-known personalities, is in his sixth season in charge of the Ole Miss football program in 2025.

Kiffin has led the Rebels to unprecedented heights during his tenure, which has included five consecutive bowl berths (including three wins and two New Year's Six appearances), three 10-win seasons (including the first ever 11-win season and the first two 10-win regular seasons in program history), and several of the most statistically significant campaigns in the storied past of Ole Miss football.

Kiffin's Rebel teams have broken into the national top-10 in at least one poll in each of the last four seasons since 2021, the first such streak at Ole Miss since Rebel legend John Vaught's hallowed teams from 1961-64. In that same stretch since 2021, Kiffin has won 40 games, which ranks third among all SEC schools behind Georgia and Alabama, and includes a superb 28-3 home record. Since 2023 alone, Kiffin's teams are 14-1 at Vaught-Hemingway Stadium.

Kiffin's well-renown prowess on the recruiting trail and in the transfer portal has helped transform Ole Miss into perennial contenders and a hot commodity on the transfer market. The "Portal King" has welcomed in four straight top-six transfer classes according to 247Sports -- including the No. 1 ranked class in 2024 -- as well as five-straight top-25 high school classes per On3.

In 14 seasons at the NCAA level, Kiffin owns an all-time record of 106-52 -- including a 45-18 mark with the Rebels entering the 2025 season. Kiffin's 44 wins has him third in Ole Miss history, and in 2024 he became the fastest in program history to 40 wins -- doing so in 57 games, three fewer than Vaught. Kiffin (.714) and Vaught (.745) rank as the lone Rebel coaches all-time to have a win percentage of at least .700 (in at least 30 games coached).

Kiffin led the Rebels to a 10-3 mark and a dominant 52-20 Gator Bowl victory over Duke in 2024, marking the first consecutive 10-win campaigns at Ole Miss since 1959-60. The Rebels shattered program records in total yards (6,845), yards per play (7.3), passing yards (4,561), passing yards per game (350.8), sacks (52) and tackles for loss (120), as Ole Miss possessed one of the most dynamic passing attacks in the nation in addition to one of the most powerful rush defenses and pass rush capabilities in the FBS.

The 2024 campaign was simultaneously highlighted by the end of the incredible career of eventual first-round NFL Draft pick quarterback Jaxson Dart, who led the nation in total offense while dismantling several all-time Rebel records, and the stifling Ole Miss defense, which led the nation in both sacks and TFL alongside the best Rebel rush defense since 1966. Defensive tackle Walter Nolen led that defense, ending up as the 14th consensus All-American in program history and the first Rebel selected in the 2025 NFL Draft -- one of a seven-round era record eight Ole Miss draftees taken.

Kiffin's marquee win of the 2024 season was a 28-10 victory over No. 2 Georgia, the highest ranked win for the Rebels since 2015 and the first top-five win and highest ranked win in Oxford since 2014. The 2024 Rebels were the first non-Alabama team to best Georgia since Florida in 2020, and it stands as the largest top-five win by an Ole Miss team since Archie Manning led the Rebels to a 38-0 victory over No. 3 Tennessee in 1969.

Kiffin led the 2023 Rebels to the best season in Ole Miss history in terms of wins, notching an 11-2 overall record capped by a 38-25 Peach Bowl victory over Penn State. Kiffin owns the only two 10-win regular seasons in Ole Miss history, and alongside legendary coach John Vaught, is one of two Rebel coaches with multiple 10-win seasons overall.

Ole Miss succeeded in 2023 with a balanced attack, finishing within the top-15 in the final FBS ranks in yards per completion (10th, 14.5), passing efficiency (12th, 162.9) and total offense (13th, 461.9), while also leading the nation in fewest turnovers (7) and leading the SEC and ranking fifth nationally in turnover margin (+11). The Rebels finished the year ranked No. 9 in both the AP and Coaches polls, only the second final top-10 ranking by an Ole Miss team since 1969.

The Rebels once again ranked among the top of the nation in multiple offensive statistics in 2022. Ole Miss was No. 3 nationally in rushing offense (256.6) and No. 8 in total offense (496.4). Kiffin helped mentor and recruit talented true freshman running back Quinshon Judkins. Judkins set the Ole Miss single-season record in both rushing yards (1,567) and rushing touchdowns (16).

Kiffin guided the Rebels to a 10-3 record in 2021, the first 10-win regular season in school history that included a perfect 7-0 mark at Vaught-Hemingway Stadium. The Rebels finished the season ranked No. 11 in both the AP and AFCA Coaches Poll, their highest final ranking since 2016.

Kiffin's second year at Ole Miss was once again highlighted by one of college football's most exciting offenses. For the second straight season, the Rebels led the SEC in total offense (492.5 ypg). The Rebel defense ranked as one of the top-five most-improved units in the FBS, allowing 13.6 fewer points per game this season compared to 2020.

Kiffin quickly turned the Rebels into an offensive machine in 2020. Ole Miss ranked top 20 in the FBS in nine different offensive categories, including having the No. 3 team in the country in total offense, shattering the school record with 555.5 yards per game. Wide receiver Elijah Moore and quarterback Matt Corral were two of the main cogs in the Rebels' high-powered offense.

Moore earned first-team consensus All-America accolades after a historic and shortened 2020 junior season. The Fort Lauderdale, Florida, native hauled in a school record 86 receptions for 1,193 yards and eight touchdowns during his last season in a Rebel uniform. Moore, a Biletnikoff finalist, led the country in receiving yards per game (149.1) and receptions per game (10.8).

Corral became just the fourth SEC player ever to finish as the NCAA leader in total offense per game (384.9), joining Pat Sullivan (1970), Rex Grossman (2001) and Johnny Manziel (2012). The signal-caller also finished No. 5 in passing yards per game (333.7), No. 7 in passing TDs (29), No. 9 in passing efficiency (177.6) and No. 11 in passing yards per completion (14.5).

THE KIFFIN FILE

PERSONAL INFORMATION

BORN: May 9, 1975

EDUCATION: Fresno State (1998)

FAMILY: Landry and Presley (daughters); Knox (son)

COACHING EXPERIENCE

Ole Miss (Head Coach, 2020-Pres.)

FAU (Head Coach, 2017-19)

Alabama (Off. Coordinator/QBs, 2014-16)

USC (Head Coach, 2010-13)

Tennessee (Head Coach, 2009)

Oakland Raiders (Head Coach, 2007-08)

USC (Passing Game & Off. Coordinator, 2005-06)

USC (Wide Receivers, 2002-04)

USC (Tight Ends, 2001)

Jacksonville Jaguars (Off. Quality Control, 2000)

Colorado State (Graduate Assistant, 1999)

Fresno State (Student Assistant, 1997-98)

COLLEGIATE HEAD COACHING RECORD

Year	School	Record / Conf.	Finish / Bowl
2009	Tennessee	7-6 / 4-4	T-2nd SEC East / Peach
2010	USC	8-5 / 5-4	T-3rd Pac-10
2011	USC	10-2 / 7-2	1st Pac-12 South
2012	USC	7-6 / 5-4	T-2nd Pac-12 South / Sun
2013	USC	3-2 / 0-2	--
2017	FAU	11-3 / 8-0	1st C-USA East / Boca
2018	FAU	5-7 / 3-5	5th C-USA East
2019	FAU	10-3 / 7-1	1st C-USA East / Boca*
2020	Ole Miss	5-5 / 4-5	5th SEC West / Outback
2021	Ole Miss	10-3 / 6-2	2nd SEC West / Sugar
2022	Ole Miss	8-5 / 4-4	4th SEC West / Texas
2023	Ole Miss	11-2 / 6-2	2nd SEC West / Peach
2024	Ole Miss	10-3 / 5-3	T-4th / Gator
2025	Ole Miss	1-0 / 0-0	--
Totals		106-52 (.671)	14 seasons
at Ole Miss		45-18 (.714)	6 seasons
SEC		25-16 (.610)	
Conf. Totals		64-38 (.627)	14 seasons
SEC Totals		29-20 (.592)	7 seasons

* Did not coach 2019 Boca Raton Bowl; was hired at Ole Miss on Dec. 7, 2019



The Rebels broke the SEC record for total offense in conference games (562.4 ypg), besting LSU's mark of 550.0 yards per game set last season during the Tigers' run to a national title.

The offensive explosion by the Rebels came as no surprise, as Kiffin has shown a propensity in helping turn programs around. In his first seasons at FAU, USC and Tennessee, Kiffin's team improved in win differential (+3.33), scoring (+10.2), passing (+34.5 ypg) and rushing (+51.3 ypg).

In December 2016, Kiffin took over an FAU program that had won a total of nine combined games over the previous three seasons. Kiffin proceeded to take the Owls to new heights over the last three years, including two conference titles and two 10-win seasons.

Kiffin led the Owls to a 10-3 record in 2019, including a 49-6 win over UAB in the Conference USA Championship Game. The Owls led the nation in interceptions (19) and turnovers gained (29). FAU also led C-USA in scoring offense (34.1), red zone offense (0.911), fumbles lost (3) and turnover margin (1.58).

In his first season in Boca Raton, Kiffin started 1-3 but reeled off a program-high 10 consecutive wins to finish the 2017 campaign at 11-3. The Owls' 11 victories were two more than the previous three seasons combined and earned the program votes in national polls. The seven-game improvement tied for the fifth-best turnaround in FBS history.

The Owls captured their second conference title in program history, the first since joining C-USA and first since 2007. FAU remained a perfect 3-0 in bowl play by defeating Akron in the Boca Raton Bowl, 50-3.

Kiffin joined the FAU Owls after three seasons at the University of Alabama, where he served as the Tide's offensive coordinator and quarterbacks coach. He was a finalist for the Frank Broyles Award in 2014, which goes to the country's best assistant coach.

His final season with the Tide, Kiffin mentored Jalen Hurts, the first freshman to start at quarterback in head coach Nick Saban's career. Hurts finished 13-1 as the starting QB and guided Alabama to an SEC title and to the National Championship game. Hurts was a Freshman All-American, the SEC Offensive Player of the Year and the SEC Freshman of the Year.

In 2015, Kiffin oversaw the development of quarterback Jake Coker, who finished his career 14-0 as a starter at Alabama and led the nation in completion percentage over the final 10 games of the season at 72.2 percent. Coker threw for 3,110 yards with 21 touchdowns, which ranked as the second-most passing yards in school history. On the ground, Kiffin fed Heisman Trophy running back Derrick Henry the ball a school-and SEC-record 395 times for a record 2,219 yards and 23 touchdowns.

One of Kiffin's first responsibilities at Alabama was identifying and then developing quarterback Blake Sims in 2014. Kiffin oversaw Sims' rise to the top of the Alabama depth chart en route to a school-record 3,487 passing yards while completing 64.5 percent of his passes. Sims was selected second-team All-SEC, named to the Senior Bowl, tabbed as a finalist for the Manning Award and a semifinalist for the Davey O'Brien Award.

He spent the previous three-plus seasons as the head coach at Southern California, where he compiled a record of 28-15. Kiffin's 2012 USC squad went 7-6 overall and 5-4 in the Pac-12 South, good for second place. Wide receiver Marquise Lee was a unanimous first team All-American and won the Biletnikoff Award while also being named the Pac-12 Offensive Player of the Year.

Prior to his tenure at Southern California, Kiffin served as the head coach at Tennessee in 2009. He led the Volunteers to a second-place finish in the SEC East and an appearance in the Chick-fil-A Bowl.

Prior to his first head coaching job, Kiffin spent six years as an assistant coach for Pete Carroll at Southern California, including two years as the offensive coordinator (2005-06). Kiffin was promoted to passing game coordinator in 2004 and helped Matt Leinart win the Heisman Trophy as he passed for 3,322 yards with 33 touchdowns and just six interceptions.

Kiffin graduated from Fresno State in 1998 after playing quarterback for three seasons (1994-96) for the Bulldogs. He began his coaching career as a student assistant at Fresno State under Pat Hill in 1997 and 1998.

Kiffin attended Bloomington Jefferson High in Bloomington, Minnesota, where he played football, basketball and baseball. He has two daughters, Landry and Presley, and one son, Knox.

LANE KIFFIN NUGGETS AND RECORDS

- Has coached 106 NFL Draft picks, including 20 first round selections
- Seven-round era eight NFL Draft selections in 2025
- Has mentored four Heisman Trophy winners
- SEC record for total offense (562.4 ypg) in conference games in first season at Ole Miss
- 2024 squad broke records in total offense (6,845), yards per play (7.3), passing yards (4,561), passing YPG (350.8), sacks (52) and TFL (120)
- 2024 defense led nation in sacks and TFL, posted best rush defense at Ole Miss since 1966
- Win over No. 2 Georgia in 2024: highest since 2015, largest vs. top-five since 1969, first non-Alabama team to beat Georgia since 2020
- Fastest Ole Miss coach to 40 wins (57 games)
- Has cracked national top-10 each year since 2021
- Only school to average 500 YPG overall since 2020
- Owns four of top-six total offense seasons in Ole Miss history, five in top-10
- Owns five of seven 700-yard games in Ole Miss history, 28 games with 600 yards or more (only 19 in Ole Miss history prior to his arrival)
- Ranked top-15 in the nation in total offense each of first five seasons
- Jaxon Dart: led FBS in nine categories in 2024, left Ole Miss with 10 career records
- Quinshon Judkins: school records in rushing yards (1,567), rushing attempts (274) and rushing TD (16) as a freshman in 2023; led Ole Miss to school record 3,336 team rushing yards
- Elijah Moore: school record 86 receptions and nation-best 149.1 receiving yards per game and 10.8 receptions per game in 2020
- Matt Corral led the nation in total offense in 2020, averaging 384.9 ypg
- Most consecutive wins over AP Top-25 teams: 16 (at USC, 2002-05)
- Most consecutive games scoring at least 20 points: 63 (at USC, 2002-06)
- Mentored Marquise Lee to fourth-most all-purpose yards in a game (469, vs. Arizona, Oct. 27, 2012)
- Marquise Lee: ended w/16th-best all-purpose season in NCAA history: 2,693 yards, 206.4 ypg
- Reggie Bush won all-purpose title in 2005: 2,890 yards, 222.3 ypg, most yards since 1991
- Matt Leinart: ended career sixth all-time in career passing efficiency (159.5)
- Matt Barkley: ended eighth in career pass TD (116)
- Marquise Lee: 345 receiving yards vs. Arizona on Oct. 27, 2012, was fifth-most in FBS history
- Dwayne Jarrett: ended career sixth in TD rec. (41)
- 2005 USC ended ranked fifth all-time in total offense (7,537 yards, 579.8 ypg)
- 2005 USC ended ranked seventh all-time in scoring (638 points, 49.1 ppg)
- 2005 USC champions in total offense (579.8 ypg)
- 2015 Alabama was one of four teams in FBS history with a 2,000-yard rusher (Derrick Henry, 2,219), 2,000-yard passer (Jake Coker, 3,110) and a 1,000-yard receiver (Calvin Ridley, 1,045)
- Derrick Henry set FBS record for most games scoring a TD in a season (15, 2015)
- Derrick Henry ended 2015 with fifth-most rushing yards in FBS history (2,219, 147.9 ypg)
- Amari Cooper finished 2014 season with 15th-most receptions in a single season in FBS history (124)
- Amari Cooper finished 2014 season 17th all-time in receiving yards in a single season (1,727)
- FAU's Devin Singletary's was one of just six in FBS history to rush for 4 TD in one quarter
- FAU's Devin Singletary ended career sixth all-time on the FBS rushing TD list (66)

OLE MISS COACHING STAFF



Bryan Brown
Co-Defensive Coord./
Secondary



Joe Cox
Co-Offensive Coord. /
Tight Ends



John Garrison
Offensive Line



Pete Golding
Defensive Coordinator



Randall Joyner
Defensive Line




Joe Judge
Quarterbacks



Chris Kiffin
Linebackers



George McDonald
Pass Game Coord. /
Wide Receivers



Wes Neighbors III
Safeties



Jake Schoonover
Asst. HC / Special
Teams / Nickels



Kevin Smith
Running Backs



Charlie Weis Jr.
Offensive Coord. /
Quarterbacks

ALPHABETICAL		
No.	Name	Pos.
37	Austin Acton	RB
47	Anthony Aguirre	WR
11	Deuce Alexander	WR
84	Dillon Alfred	WR
98	Corey Amos	DE
41	John Ross Ashley	CB
89	Mike Baker	K
46	Jalen Ballard	K
7	TJ Banks	S
38	Tyler Banks	LB
13	Cedrick Beavers	CB
97	Kamron Beavers	DT
53	Ford Beeker	LB
33	Oscar Bird	P
94	Caleb Blankenship	LS
83	Levi Blount	WR
80	Hayden Bradley	TE
2	Jaylon Braxton	CB
27	Pat Broomfield	CB
96	Jamarius Brown	DT
85	Trace Bruckler	TE
46	Cooper Cannon	LB
17	Lucas Carneiro	K
26	Tahj Chambers	LB
6	Trinidad Chambliss	QB
31	Ladarian Clardy	S
35	Cam Clark	DE
34	Raymond Collins	LB
28	Dante Core	CB
29	Nick Cull	S
3	Caleb Cunningham	WR
89	Dylan Davis	WR
55	Terez Davis	OL
22	Logan Diggs	RB
6	TJ Dottery	LB
25	Maison Dunn	CB
52	William Echoles	DT
57	Paris Evans	DE
21	Tavoy Feagin	CB
77	Ethan Fields	OL
9	Ricky Fletcher	CB
58	Jude Foster	OL
5	Kam Franklin	DE
45	Talib Graham	DE
32	Chris Graves Jr.	CB
14	Kapena Gushiken	S
25	Trey Hall	RB
23	George Hamsley	QB
70	Devin Harper	OL
42	Jack Harper	TE
51	Zxavian Harris	DT
15	Izaiah Hartrup	WR
9	Luke Hasz	TE
57	TJ Hedrick	OL
47	Deelay Holmes Jr.	LB
23	Jarcoby Hopson	LB
65	Connor Howes	OL
20	Shawqi Itraish	QB
24	Andy Jaffe	S
94	Caleb James	DT
52	Cooper Johnson	OL
44	Andrew Jones	LB
49	Sean Judge	TE
8	Antonio Kite	CB
69	Joe Koury	OL
75	Patrick Kutas	OL
5	Kewan Lacy	RB
19	Cayden Lee	WR

NUMERICAL							
No.	Name	Pos.	Ht.	Wt.	Yr.	Hometown/Previous School(s)	
0	Domonique Thomas	RB	5-9	210	SR-1L	Ohatchee, Ala./Ohatchee/Union College/Clemson/Georgia State	
1	De'Zhaun Stribling	WR	6-2	210	SR-TR	Kapolei, Hawaii/Kapolei/Oklahoma State	
1	Princewill Umanmielen	LB	6-5	245	JR-TR	Austin, Texas/Manor/Nebraska	
2	Jaylon Braxton	CB	6-0	190	SO-TR	Frisco, Texas/Lone Star/Arkansas	
2	Harrison Wallace III	WR	6-1	200	SR-TR	Montgomery, Ala./Pike Road/Penn State	
3	Caleb Cunningham	WR	6-2	205	FR-HS	Weir, Miss./Choctaw County	
3	Sage Ryan	S	6-0	200	SR-TR	Lafayette, La./Lafayette Christian/LSU	
4	Caleb Odom	TE	6-5	235	SO-TR	Carrollton, Ga./Carrollton/Alabama	
4	Suntarine Perkins	LB	6-2	220	JR-2L	Raleigh, Miss./Raleigh	
5	Kam Franklin	DE	6-5	290	SO-1L	Lake Cormorant, Miss./Lake Cormorant	
5	Kewan Lacy	RB	5-11	210	SO-TR	Dallas, Texas/Lancaster/Missouri	
6	Trinidad Chambliss	QB	6-0	200	SR-TR	Grand Rapids, Mich./Forest Hills Northern/Ferris State	
6	TJ Dottery	LB	6-2	230	JR-2L	Montgomery, Ala./Montgomery Catholic/Clemson	
7	TJ Banks	S	6-3	200	SO-1L	Tuscaloosa, Ala./Hillcrest	
7	Traylon Ray	WR	6-2	190	JR-TR	Tallahassee, Fla./North Florida Christian/West Virginia	
8	Antonio Kite	CB	6-0	180	JR-TR	Anniston, Ala./Anniston/Alabama/Auburn	
8	Dae'Quan Wright	TE	6-4	255	SR-1L	Perry, Ga./Perry/Virginia Tech	
9	Ricky Fletcher	CB	6-3	200	JR-TR	Durant, Miss./Holmes County/South Alabama	
9	Luke Hasz	TE	6-3	250	JR-TR	Bixby, Okla./Bixby/Arkansas	
11	Deuce Alexander	WR	6-0	180	SO-TR	Douglasville, Ga./Douglas County/Wake Forest	
12	Damien Taylor	RB	5-11	220	SR-TR	Northport, Ala./Tuscaloosa County/Troy	
13	Cedrick Beavers	CB	5-11	180	JR-RS	Taylorsville, Miss./Taylorsville/Jones College	
13	Austin Simmons	QB	6-4	215	SO-1L	Miami, Fla./Pahokee	
14	Kapena Gushiken	S	6-0	190	SR-TR	Pukalani, Hawaii/Kamehameha/Saddleback College/Washington State	
14	AJ Maddox	QB	6-1	190	FR-RS	Hattiesburg, Miss./Oak Grove	
15	Izaiah Hartrup	WR	6-0	185	SR-1L	O'Fallon, Mo./Fort Zumwalt North/Southern Illinois	
15	Da'Shawn Womack	DE	6-5	265	JR-TR	Baltimore, Md./St. Frances Academy/LSU	
16	Maealiuaki Smith	QB	6-3	200	FR-TR	Sacramento, Calif./Junipero Serra/Oklahoma State	
16	Wydett Williams Jr.	S	6-2	210	SR-TR	Lake Providence, La./General Trass/Delta State/ULM	
17	Lucas Carneiro	K	5-11	195	JR-TR	Cornelius, N.C./Community School of Davidson/Western Kentucky	
17	Winston Watkins	WR	5-11	185	FR-HS	Fort Myers, Fla./Venice	
19	Cayden Lee	WR	5-11	180	JR-2L	Kennesaw, Ga./Kennesaw Mountain	
19	MJ Preston	S	6-1	190	FR-HS	Petersburg, Va./IMG Academy	
20	Shawqi Itraish	QB	6-2	220	SR-TR	Bradenton, Fla./Braden River/Rice	
20	Anthony Robinson III	S	6-0	200	FR-RS	St. Rose, La./Destrehan	
21	Tavoy Feagin	CB	6-0	180	FR-TR	Tampa, Fla./Carrollwood Day School/Clemson	
22	Logan Diggs	RB	6-0	220	SR-RS	Boutte, La./Archbishop Rummel/Notre Dame/LSU	
23	George Hamsley	QB	6-4	225	JR-TR	Memphis, Tenn./Memphis University School/LSU/Tennessee State	
23	Jarcoby Hopson	LB	6-2	220	FR-HS	Tunica, Miss./Lake Cormorant	
24	Andy Jaffe	S	6-1	195	SO-1L	Tampa, Fla./Clearwater Central Catholic	
25	Maison Dunn	CB	6-3	190	FR-HS	Tupelo, Miss./Tupelo	
25	Trey Hall	RB	5-11	185	JR-TR	Vicksburg, Miss./Warren Central/Mississippi Gulf Coast CC	
26	Tahj Chambers	LB	6-2	230	SR-TR	Arlington, Texas/Grace Prep/Missouri State	
27	Pat Broomfield	CB	6-1	170	FR-RS	Clarksdale, Miss./Clarksdale	
27	Macaleb Taylor	RB	5-10	195	FR-HS	Grenada, Miss./Grenada	
28	Dante Core	CB	6-0	175	FR-HS	Fort Walton Beach, Fla./Choctawatchee	
29	Nick Cull	S	6-0	190	JR-3L	Donalsonville, Ga./Seminole County	
30	Jaden Yates	LB	6-1	225	JR-TR	Columbus, Ohio/Gahanna Lincoln/Marshall	
31	Ladarian Clardy	S	6-0	200	FR-HS	Pensacola, Fla./Escambia	
32	Chris Graves Jr.	CB	6-0	185	JR-2L	Fort Myers, Fla./Bishop Verot/Miami	
33	Oscar Bird	P	6-4	210	FR-HS	Sydney, Australia/Barker College	
33	Shekai Mills-Knight	RB	6-2	225	FR-HS	Montreal, Québec/Baylor School	
34	Raymond Collins	LB	6-2	235	JR-RS	Gulfport, Miss./Harrison Central/Jones College	
35	Cam Clark	DE	6-3	245	FR-RS	Medina, Tenn./South Gibson	
36	Keon Young	S	6-0	180	FR-HS	Bartow, Fla./Lakeland	
37	Austin Acton	RB	5-11	205	SO-1L	Meridian, Miss./Lamar School	
37	Cortez Thomas	S	6-0	195	FR-HS	Lexington, Miss./Holmes County Central	
38	Tyler Banks	LB	6-2	245	SR-3L	Blackstone, Va./Nottoway	
39	Ciaran Pedulla	WR	6-2	220	FR-RS	Edmond, Okla./Edmond Memorial	
40	Micah Stallworth	CB	5-11	210	FR-RS	Ridgeland, Miss./Jackson Prep	
41	John Ross Ashley	CB	5-11	180	SO-1L	Vestavia Hills, Ala./Vestavia Hills	
42	Jack Harper	TE	6-4	245	FR-RS	Oxford, Miss./Oxford	
42	Bryson Walters	LB	6-2	240	FR-HS	Fulton, Miss./Itawamba Agricultural	
43	Isreal Solomon	DB	5-10	180	SO-TR	Dallas, Texas/IMG Academy/Colorado/Hawaii	
44	Andrew Jones	LB	6-1	230	SR-TR	Marrero, La./John Ehret/Memphis/Grambling State	
44	Carter Short	LS	5-9	195	SR-3L	Hoover, Ala./Hoover/Alabama	
45	Talib Graham	DE	6-2	245	FR-HS	Daphne, Ala./Daphne	
46	Jalen Ballard	K	6-2	195	JR-TR	Brandon, Miss./Brandon/Holmes CC/Jackson State	

No.	Name	Pos.	Ht.	Wt.	Yr.	Hometown/Previous School(s)
46	Cooper Cannon	LB	5-10	215	FR-HS	West Helena, Ark./Desoto
47	Anthony Aguirre	WR	6-4	205	JR-TR	Spokane, Wash./Ferris/Central Washington/College of the Redwoods
47	Deelay Holmes Jr.	LB	6-0	250	SO-2L	Pahokee, Fla./Pahokee
48	Mark Trigg Jr.	LB	6-2	205	SO-1L	Roswell, Ga./Roswell
49	Sean Judge	TE	6-4	240	FR-RS	Attleboro, Mass./Bishop Feehan
49	Kegan Sherwood	S	6-2	180	FR-HS	Belton, Texas/Belton
50	Jayden Williams	OL	6-4	320	SR-3L	Conway, Ark./Conway
51	Zxavian Harris	DT	6-8	330	SR-3L	Canton, Miss./Germantown
51	Delano Townsend	OL	6-5	330	SO-TR	Flint, Michigan/Hamady Community/UAB
52	Will Echoles	DT	6-3	310	SO-1L	Houston, Miss./Houston
52	Cooper Johnson	OL	6-6	315	SO-TR	Lincoln, Neb./Lincoln Southeast/Iowa Western CC
53	Ford Beeker	LB	5-11	210	FR-HS	Tuscaloosa, Ala./Tuscaloosa Academy
53	Trey Nightingale	OL	6-1	270	FR-RS	Wyckoff, N.J./Saint Joseph Regional
55	Terez Davis	OL	6-4	310	SO-TR	Hyattsville, Md./DeMatha Catholic/Maryland
56	Mason Waddle	OL	6-0	250	FR-HS	Tupelo, Miss./Tupelo
57	Paris Evans	DE	6-3	275	FR-RS	Jackson, Miss./Wayne County
57	TJ Hedrick	OL	6-4	320	FR-HS	Columbia, Mo./Community School of Naples
58	Jude Foster	OL	6-3	290	FR-RS	Baton Rouge, La./Southern Lab
61	Diego Pounds	OL	6-6	335	SR-1L	Raleigh, N.C./Millbrook/North Carolina
62	Brycen Sanders	OL	6-6	310	SO-2L	Chattanooga, Tenn./Baylor School
65	Connor Howes	OL	6-6	310	FR-HS	Saint Cloud, Fla./Osceola
69	Joe Koury	OL	6-0	295	FR-RS	Madison, Miss./Madison Central
70	Devin Harper	OL	6-4	315	FR-HS	Shreveport, La./Calvary Baptist Academy
71	PJ Wilkins	OL	6-5	340	SO-TR	Atlanta, Ga./Saint Frances/Charlotte
73	Percy Lewis	OL	6-7	380	SR-TR	Sallis, Miss./McAdams/Mississippi Gulf Coast CC/Mississippi State/Auburn
75	Patrick Kutas	OL	6-4	315	JR-TR	Memphis, Tenn./Christian Brothers/Arkansas
76	John Wayne Oliver	OL	6-5	300	FR-RS	Nashville, Tenn./Christ Presbyterian
77	Ethan Fields	OL	6-3	320	SO-1L	Geismar, La./Dutchtown
80	Hayden Bradley	TE	6-4	240	FR-HS	Buford, Ga./Buford
81	Samari Reed	WR	6-2	195	FR-HS	Margate, Fla./Monarch
82	Joshua Pfeifer	WR	6-1	185	SR-1L	Nashville, Tenn./Father Ryan
83	Levi Blount	WR	6-0	190	FR-HS	Oxford, Miss./Oxford
84	Dillon Alfred	WR	6-0	175	FR-HS	Gautier, Miss./Saraland
85	Trace Bruckler	TE	6-3	250	SR-TR	Frisco, Texas/Lone Star/New Mexico
86	Mac Owen	WR	6-0	190	JR-2L	Tunica, Miss./Memphis University School
87	Wyatt Smalley	TE	6-3	215	SO-1L	Milton, Ga./Milton
88	Devin Price	WR	6-3	195	SR-RS	Bryan-College Station, Texas/A&M Consolidated/FAU
89	Mike Baker	K	5-9	185	FR-RS	Wilmette, Ill./Loyola Academy
89	Dylan Davis	WR	6-1	180	SO-1L	Frisco, Texas/Parish Episcopal
90	Jeffery Rush	DT	6-1	260	FR-RS	Pascagoula, Miss./Pascagoula
90	Kortlen Wilfawn	LS	6-3	250	JR-TR	Oxford, Miss./Oxford/Northeast Mississippi CC
92	Jon Seaton	DT	6-1	285	SR-TR	Hillsborough Township, N.J./Hillsborough/Elon
94	Caleb Blankenship	LS	6-2	240	FR-RS	Ashdown, Ark./Ashdown
94	Tavion Prather	DT	6-3	280	SR-1L	Oxford, Miss./Lafayette/Northwest Mississippi CC
95	Andrew Maddox	DT	6-3	290	FR-HS	Hattiesburg, Miss./Oak Grove
96	Jamarius Brown	DT	6-2	315	SO-2L	Moss Point, Miss./Moss Point
97	Kamron Beavers	DT	6-3	290	FR-RS	Bay Springs, Miss./Bay Springs
98	Corey Amos	DE	6-3	225	FR-HS	Opelousas, La./Opelousas
99	Caleb James	DT	5-11	300	SR-TR	Cypress, Texas/North Shore/Rice/Baylor

No.	Name	Pos.
73	Percy Lewis	OL
14	Al Maddox	QB
95	Andrew Maddox	DT
33	Shekai Mills-Knight	RB
53	Trey Nightingale	OL
4	Caleb Odom	TE
76	John Wayne Oliver	OL
86	Mac Owen	WR
39	Ciaran Pedulla	WR
4	Suntarine Perkins	LB
82	Joshua Pfeifer	WR
61	Diego Pounds	OL
94	Tavion Prather	DT
19	MJ Preston	S
88	Devin Price	WR
7	Traylon Ray	WR
81	Samari Reed	WR
20	Anthony Robinson III	S
90	Jeffery Rush	DT
3	Sage Ryan	S
62	Brycen Sanders	OL
92	Jon Seaton	DT
49	Kegan Sherwood	S
44	Carter Short	LS
13	Austin Simmons	QB
87	Wyatt Smalley	TE
16	Maaliuaki Smith	QB
43	Isreal Solomon	DB
40	Micah Stallworth	CB
1	De'Zhaun Stribling	WR
12	Damien Taylor	RB
27	Macaleb Taylor	RB
37	Cortez Thomas	S
0	Domonique Thomas	RB
51	Delano Townsend	OL
48	Mark Trigg Jr.	LB
1	Princewill Umanmielen	LB
56	Mason Waddle	OL
2	Harrison Wallace III	WR
42	Bryson Walters	LB
17	Winston Watkins	WR
90	Kortlen Wilfawn	LS
71	PJ Wilkins	OL
50	Jayden Williams	OL
16	Wydet Williams Jr.	S
15	Da'Shawn Womack	DE
8	Dae'Quan Wright	TE
30	Jaden Yates	LB
36	Keon Young	S

COACHING STAFF

HEAD COACH: Lane Kiffin (Fresno State, 1998)

RECORD AT OLE MISS AS HEAD COACH (YEARS): 45-18 (6th)

CAREER RECORD AS COLLEGE HEAD COACH (YEARS): 106-52 (14th)

ASSISTANTS COACHES (ALMA MATER, YEAR/RESPONSIBILITIES/YEARS AT OLE MISS):

Bryan Brown (Ole Miss, 2006/Co-Defensive Coordinator/Secondary/2nd)

Joe Cox (Georgia, 2009/Co-Offensive Coordinator/Tight Ends/2nd)

John Garrison (Nebraska, 2003/Offensive Line/3rd)

Pete Golding (Delta State, 2005/Defensive Coordinator/3rd) - Press Box

Randall Joyner (SMU, 2014/Defensive Line/5th)

Joe Judge (Mississippi State, 2005/Quarterbacks/2nd)

Chris Kiffin (Colorado State, 2005/Linebackers/7th)

George McDonald (Illinois, 1999/Passing Game Coordinator/Wide Receivers/2nd)

Wes Neighbors III (Alabama, 2011/Safeties/3rd)

Jake Schoonover (Missouri Western, 2008/Asst. HC/Special Teams Coordinator/Nickels/3rd)

Kevin Smith (UCF, 2015/Running Backs/5th)

Charlie Weis Jr. (Kansas, 2015/Offensive Coordinator/Quarterbacks/4th) - Press Box

PRONUNCIATION GUIDE

JAMARIOUS Brown	juh-MARE-ee-us	Patrick KUTAS	COOT-iss
Lucas CARNEIRO	car-NARE-oh	KEWAN Lacy	KEY-wahn
TAVOY FEAGIN	tuh-VOY FAY-ginn	SHEKAI Mills-Knight	shuh-KYE
LADARIAN CLARDY	luh-DARE-ee-in CLARE-dee	SUNTARINE Perkins	sun-TARE-ee-in
TEREZ Davis	turr-EZZ	SAMARI Reed	suh-MARR-ee
Will ECHOLES	ECK-ulls	MAELIUAKI Smith	my-loo-AH-kee
TALIB Graham	TAY-lib	DE'ZHAUN Stribling	DAY-zhawn
KAPENA GUSHIKEN	kuh-PEN-uh GUH-shi-kin	DELANO Townsend	deh-LANE-oh
Luke HASZ	HAS (not hoz)	Princewill UMANMIELEN	OO-mÁN-me-Ellen
ZXAVIAN Harris	ZAY-vee-in	WYDETT Williams Jr.	why-DETT
Andy JAFFE	IAFF-ee	DA'SHAWN Womack	DAY-shawn

DEPTH CHART

OFFENSE

WR	2	Harrison Wallace III (6-1, 200, SR-TR, Montgomery, Ala., Penn State) -OR-
	11	Deuce Alexander (6-0, 180, SO-TR, Douglas, Ga., Wake Forest)
	7	Traylon Ray (6-2, 190, JR-TR, Tallahassee, Fla., West Virginia)
WR	1	De'Zhaun Stribling (6-2, 210, SR-TR, Kapolei, Hawaii, Okla. State) -OR-
	15	Izaiah Hartrup (6-0, 185, SR-1L, O'Fallon, Mo., Southern Illinois)
	88	Devin Price (6-3, 195, SR-RS, Bryan-College Station, Texas, FAU)
WR	19	Cayden Lee (5-11, 180, JR-2L, Kennesaw, Ga., Kennesaw Mountain)
	17	Winston Watkins (5-11, 185, FR-HS, Fort Myers, Fla., Venice)
LT	61	Diego Pounds (6-6, 335, SR-1L, Raleigh, N.C., North Carolina)
	73	Percy Lewis (6-7, 380, SR-TR, Sallis, Miss., Auburn)
LG	71	PJ Wilkins (6-5, 340, SO-TR, Atlanta, Ga., Charlotte) -OR-
	51	Delano Townsend (6-5, 330, SO-TR, Flint, Mich., UAB)
	77	Ethan Fields (6-3, 320, SO-1L, Geismar, La., Dutchtown)
C	62	Brycen Sanders (6-6, 310, SO-2L, Chattanooga, Tenn., Baylor School)
	76	John Wayne Oliver (6-5, 300, FR-RS, Nashville, Tenn., Christ Presbyterian)
RG	75	Patrick Kutas (6-4, 315, JR-TR, Memphis, Tenn., Arkansas)
	55	Terez Davis (6-4, 310, SO-TR, Hyattsville, Md., Maryland)
	65	Connor Howes (6-6, 310, FR-HS, Saint Cloud, Fla., Osceola)
RT	50	Jayden Williams (6-4, 320, SR-3L, Conway, Ark., Conway)
	70	Devin Harper (6-4, 315, FR-HS, Shreveport, La., Calvary Baptist)
TE	8	Dae'Quan Wright (6-4, 255, SR-1L, Perry, Ga., Virginia Tech)
	85	Trace Bruckler (6-3, 250, SR-TR, Frisco, Texas, New Mexico) -OR-
	4	Caleb Odom (6-5, 235, SO-TR, Carrollton, Ga., Alabama)
QB	13	Austin Simmons (6-4, 215, SO-1L, Miami, Fla., Pahokee)
	6	Trinidad Chambliss (6-0, 200, SR-TR, Grand Rapids, Mich., Ferris State)
	14	AJ Maddox (6-1, 190, FR-RS, Hattiesburg, Miss., Oak Grove)
RB	5	Kewan Lacy (5-11, 210, SO-TR, Dallas, Texas, Missouri)
	22	Logan Diggs (6-0, 200, SR-RS, Boutte, La., LSU) -OR-
	12	Damien Taylor (5-1, 200, SR-TR, Northport, Ala., Troy)

SPECIALISTS

KO	17	Lucas Carneiro (5-11, 195, JR-TR, Cornelius, N.C., Western Kentucky)
	89	Mike Baker (5-9, 185, FR-RS, Wilmette, Ill., Loyola Academy)
PK	17	Lucas Carneiro (5-11, 195, JR-TR, Cornelius, N.C., Western Kentucky)
	89	Mike Baker (5-9, 185, FR-RS, Wilmette, Ill., Loyola Academy)
P	33	Oscar Bird (6-4, 210, FR-HS, Sydney, Australia, Barker College)
	89	Mike Baker (5-9, 185, FR-RS, Wilmette, Ill., Loyola Academy)
LS	44	Carter Short (5-9, 195, SR-3L, Hoover, Ala., Alabama)
	94	Caleb Blankenship (6-2, 240, FR-RS, Ashdown, Ark., Ashdown)
H	33	Oscar Bird (6-4, 210, FR-HS, Sydney, Australia, Barker College)
	82	Joshau Pfeifer (6-1, 185, SR-1L, Nashville, Tenn., Father Ryan)
KR	15	Izaiah Hartrup (6-0, 185, SR-1L, O'Fallon, Mo., Southern Illinois) -OR-
	11	Deuce Alexander (6-0, 180, SO-TR, Douglas, Ga., Wake Forest)
PR	2	Harrison Wallace III (6-1, 200, SR-TR, Montgomery, Ala., Penn State) -OR-
	15	Izaiah Hartrup (6-0, 185, SR-1L, O'Fallon, Mo., Southern Illinois)

DEFENSE

DE	5	Kam Franklin (6-5, 290, SO-1L, Lake Cormorant, Miss., Lake Cormorant) -OR-
	15	Da'Shawn Womack (6-5, 265, JR-TR, Baltimore, Md., LSU)
DT	51	Zxavian Harris (6-8, 330, SR-3L, Canton, Miss., Germantown)
	97	Kamron Beavers (6-3, 290, FR-RS, Bay Springs, Miss., Bay Springs) -OR-
	95	Andrew Maddox (6-3, 290, FR-HS, Hattiesburg, Miss., Oak Grove)
DT	52	William Echoles (6-3, 310, SO-1L, Houston, Miss., Houston)
	96	Jamarious Brown (6-2, 315, SO-2L, Moss Point, Miss., Moss Point)
EDGE	4	Suntarine Perkins (6-2, 220, JR-2L, Raleigh, Miss., Raleigh) -OR-
	1	Princewill Umanmielen (6-5, 245, JR-TR, Austin, Texas, Nebraska)
	47	Deelay Holmes Jr. (6-0, 250, SO-2L, Pahokee, Fla., Pahokee)
LB	6	TJ Dottery (6-2, 230, JR-2L, Montgomery, Ala., Clemson)
	34	Tyler Banks (6-2, 245, SR-3L, Blackstone, Va., Nottoway)
LB	26	Tahj Chambers (6-2, 230, SR-TR, Arlington, Texas, Missouri State) -OR-
	30	Jaden Yates (6-1, 225, JR-TR, Columbus, Ohio, Marshall)
CB	2	Jaylon Braxton (6-0, 190, SO-TR, Frisco, Texas, Arkansas) -OR-
	9	Ricky Fletcher (6-3, 200, JR-TR, Durant, Miss., South Alabama)
	27	Pat Broomfield (6-1, 170, FR-RS, Clarksdale, Miss., Clarksdale)
CB	8	Antonio Kite (6-0, 180, JR-TR, Anniston, Ala., Auburn) -OR-
	32	Chris Graves Jr. (6-0, 185, JR-2L, Fort Myers, Fla., Miami)
NB	14	Kapena Gushiken (6-0, 190, SR-TR, Pukalani, Hawaii, Washington State)
	29	Nick Cull (6-0, 190, JR-3L, Donalsonville, Ga., Seminole County)
S	7	TJ Banks (6-3, 200, SO-1L, Tuscaloosa, Ala., Hillcrest)
	16	Wydet Williams Jr. (6-2, 210, SR-TR, Lake Providence, La., ULM) -OR-
	20	Anthony Robinson III (6-0, 200, FR-RS, St. Rose, La., Destrehan)
S	3	Sage Ryan (6-0, 200, SR-TR, Lafayette, La., LSU)
	28	Dante Core (6-0, 175, FR-HS, Fort Walton Beach, Fla., Choctawatchee)

AVAILABILITY REPORTS

For more info on SEC availability reports, visit [SECSports.com/Reports](https://secsports.com/Reports)

THE LAST TIME

THE LAST TIME OLE MISS HAD ...

30 or more first downs	Georgia State, 2025 (33)
500 yards rushing	Auburn, 1951 (515)
400 yards rushing	Arkansas, 2022 (463)
300 yards rushing	LSU, 2023 (317)
200 yards rushing	Georgia State, 2025 (295)
500 yards passing	Arkansas, 2024 (562)
400 yards passing	Georgia State, 2025 (400)
300 yards passing	Georgia State, 2025 (400)
600 yards total offense	Georgia State, 2025 (695)
500 yards total offense	Georgia State, 2025 (695)
90 plays total offense	Texas A&M, 2021 (93)
Four passes intercepted	LSU, 2020 (5)
Four pass interceptions	Boise State, 2014 (4)
10 sacks	Mississippi State, 2008 (11)
15 TFL	Oklahoma, 2024 (15)
10 penalties	LSU, 2024 (12)
100 yards in penalties	LSU, 2024 (110)
50 points	Georgia State, 2025 (63)
99-yard scoring drive	Middle Tennessee, 2024 (11 plays; H. Parrish Jr. 3-yard rush)
90-plus yard scoring drive	Wake Forest, 2024 (96; 11 plays; J. Dart 13-yard rush)

THE LAST TIME OLE MISS HELD ITS OPPONENT TO ...

Less than 10 first downs	Furman, 2024 (7)
10 first downs	Georgia State, 2025 (10)
Negative yards rushing	Troy, 2013 (-13)
10 yards (or less) rushing	Tennessee, 2014 (0)
100 yards (or less) rushing	Duke, 2025 (44)
Zero yards passing	Alabama, 1988
No pass completions	Alabama, 1988
10 yards (or less) passing	Georgia, 1977 (7)
100 yards (or less) passing	Georgia State, 2025 (69)
Zero yards total offense	Sewanee, 1938
50 yards (or less) total offense	Mississippi State, 2008 (24)
75 yards (or less) total offense	Mississippi State, 2008 (24)
150 yards (or less) total offense	Memphis, 2014 (104)
200 yards (or less) total offense	Georgia Southern, 2024 (195)
No touchdowns	South Carolina, 2024 (3 points)

THE LAST TIME OLE MISS ...

Had two passers throw for 100 yards	Furman, 2024
Had two passers complete 10 passes	(Jaxson Dart 418, Austin Simmons 111)
Had two passers throw for 2+ touchdowns	ULM, 2018
Had three passers throw 1+ touchdowns	(Jordan Ta'amu, 21-24, Matt Corral, 10-10)
Had two runners rush for 100 yards	Mercer, 2023
Had three runners rush for 100 yards	(Jaxson Dart 4, Spencer Sanders 2)
Had two runners rush for 100 yards	(Ryan Buchanan 2, Chad Kelly 2, DeVante Kincade 1)
Had three runners rush for 100 yards	Arkansas, 2022
Had two receivers over 100 receiving yards	(Quinshon Judkins 214, Zach Evans 207)
Had three receivers over 100 receiving yards	Auburn, 2022
Had two receivers over 100 receiving yards	(Quinshon Judkins 139, Zach Evans 136, Jaxson Dart 115)
Had two receivers over 100 receiving yards	Arkansas, 2024
Had three receivers over 100 receiving yards	(Jordan Watkins 254, Cayden Lee 127)
Had two receivers catch 10 passes	ULM, 2018
Had four receivers catch five passes	(DaMarkus Lodge 179, A.J. Brown 133, D.K. Metcalf 115)
Completed a pass to at least 10 different receivers	Arkansas, 2002
Had a 100-yard rusher and a 100-yard receiver	(Bill Flowers 11, Chris Collins 10)
Had two players with 200 all-purpose yards	Mississippi State, 2022
Had two defenders make 10 tackles	(Dayton Wade 8, Jordan Watkins 8, Jonathan Mingo 7, Malik Heath 5)
Had three defenders make 10 tackles	Middle Tennessee, 2024 (10)
Returned a punt for a TD	Georgia State, 2025
Returned a kickoff for a TD	(K. Lacy 108 rushing and H. Wallace III 130 receiving)
Returned an interception for a TD	Arkansas, 2022
Returned two interceptions for TDs	(Quinshon Judkins 241, Zach Evans 207)
Returned a fumble for a TD	Florida, 2024
Recovered a fumble in the endzone for a TD	(Suntarine Perkins 10, Louis Moore 10)
Scored two defensive TDs	Oklahoma, 2024
Recovered four fumbles in a game	(Chris Paul Jr. 12, Suntarine Perkins 11, TJ Dottery 10)
Blocked a punt	Mercer, 2023 (Jordan Watkins, 70 yards)
Blocked a punt for a TD	LSU, 2020 (Jerrion Ealy, 100 yards)
Blocked an opponent's FG attempt	Duke, 2025 (Isaiah Hamilton, 50 yards)
Blocked an opponent's FG attempt for a TD	Fresno State, 2015 (Elston, 38 yards; C. Brown, 22 yards)
Blocked an opponent's FG attempt	Tulane, 2023 (Jared Ivey, 26 yards)
Blocked an opponent's FG attempt	Arkansas, 2024 (Princely Umanmielen)
Blocked an opponent's FG attempt	SIU, 2018 (Dasher, 88 yards; V. Evans, 56 yards)
Blocked an opponent's FG attempt	Texas A&M, 2012
Blocked an opponent's FG attempt	Georgia Tech, 2022 (Cedric Johnson)
Blocked an opponent's FG attempt	UCA, 2022 (L. Tennison recovered B. Miller's blocked punt)
Blocked an opponent's FG attempt	Penn State, 2023
Blocked an opponent's FG attempt	(Zxavian Harris blocked Felkins' 51-yard attempt)
Blocked an opponent's FG attempt for a TD	Louisiana Tech, 2007
Blocked two opponent's FG attempts	(Brandon Jenkins blocked D. Horwedel's 36-yard attempt, Dustin Mouzon 55-yard return)
Had a punt blocked	Northern Arizona, 2009
Had a punt blocked for a TD	at Alabama, 2023
Had a punt blocked for a TD	Alabama, 2019

Had a kickoff returned for a TD	Duke, 2025
Had a punt returned for a TD	Alabama, 2019
Had an interception returned for a TD	Baylor, 2022
Had a fumble returned for a TD	Texas A&M, 2019
Missed a PAT kick	Oklahoma, 2024
Had a PAT kick blocked	Auburn, 2016
Had a PAT kick blocked and returned for a two-point conversion	Auburn, 2009
Blocked an opponent's PAT kick	Duke, 2025 (Zxavian Harris blocked T. Pelino's attempt)
A successful two-point conversion	Georgia State, 2025
Had a field goal attempt blocked	(T. Chambliss rush, 2nd quarter)
Had two field goal attempts blocked	Texas A&M, 2023 (Caden Davis' 41-yard attempt)
Gained a first down off a fake field goal attempt	Kentucky, 2005
Scored a touchdown off a fake field goal attempt	(Robert Bass' 39-yd attempt, Matt Hinkle's 44-yard attempt)
Gained a first down off a fake punt	Georgia, 1995
Recovered an onside kick	Alabama, 2008
Allowed a successful onside kick	(Jason Cook 9-yard pass from Rob Park)
Shut out an opponent	Georgia, 2023
Was shut out	(Fraser Masin 24-yd run)
Played an overtime game	Auburn, 2023
Scored a safety	Georgia Southern, 2024
Scored 2 safeties in the same game	Furman, 2024 (76-0)
Gave up a safety	Arkansas, 2014 (30-0)
Had no turnovers	LSU, 2024 (L, 26-29)
Had no penalties	Kentucky, 2022
Defeated a nationally ranked team	(W. Lewis int. grounding in the end zone, hurried by T. Robinson and T. Brown)
Was ranked in top 25	Northern Illinois, 1993 (team)
Ended the year ranked in top 25	Tennessee, 2021
	Mississippi State, 2024
	Alabama, 2011
	Georgia, 2024 (28-10: #3 CFP; #2 AP; #2 Coaches)
	Preseason, 2025 (#21 AP; #15 Coaches)
	2024 (#14 CFP; #11 AP; #13 Coaches)

THE LAST TIME AN OLE MISS PLAYER ...

Rushed 30 times	Quinshon Judkins vs. Penn State, 2023 (34)
Rushed 25 times	Quinshon Judkins vs. Penn State, 2023 (34)
Rushed for 250 yards	Dexter McCluster vs. Tennessee, 2009 (282)
Rushed for 200 yards	Quinshon Judkins and Zach Evans at Arkansas, 2022 (214, 207)
Rushed for 150 yards	Henry Parrish Jr. vs. Middle Tennessee, 2024 (165)
Rushed for 100 yards	Kewan Lacy vs. Georgia State, 2025 (108)
Passed for 400 yards	Jaxson Dart vs. Duke, 2025 (404)
Passed for 300 yards	Austin Simmons vs. Georgia State, 2025 (341)
Attempted 50 passes	Jordan Ta'amu vs. Vanderbilt, 2017 (52)
Attempted 40 passes	Jaxson Dart at Florida, 2024 (41)
Attempted 30 passes	Austin Simmons vs. Georgia State, 2025 (31)
Completed 30 passes	Jaxson Dart vs. Mississippi State, 2022 (30)
Completed 20 passes	Austin Simmons vs. Georgia State, 2025 (20)
Passed for 4 or more TDs	Jaxson Dart vs. Duke, 2025 (4)
Accounted for 6 or more TDs	Jaxson Dart at Arkansas, 2024 (6 passing)
Threw 3 or more interceptions	Jaxson Dart vs. Texas Tech, 2022 (3)
Had 400 yards Total Offense	Jaxson Dart vs. Duke, 2025 (447)
Had 300 yards Total Offense	Austin Simmons vs. Georgia State, 2025 (358)
Had 100 yards rushing and passing	Jaxson Dart vs. Georgia Tech, 2023
Had 100 yards rushing and receiving	(136 rushing, 251 passing)
Had 250 All-Purpose Yards	Dexter McCluster vs. Arkansas, 2009
Had 200 All-Purpose Yards	(123 rushing, 137 receiving)
Caught 10 passes	Jordan Watkins at Arkansas, 2024 (254)
Caught 9 passes	Jordan Watkins at Arkansas, 2024 (254)
Had 200 receiving yards	Tre Harris vs. Kentucky, 2024 (11)
Had 100 receiving yards	Dae'Quan Wright at Arkansas, 2024 (9)
Scored 10+ points kicking	Jordan Watkins at Arkansas, 2024 (254)
Scored 4 touchdowns rushing	Harrison Wallace III vs. Georgia State, 2025 (130)
Scored 3 touchdowns rushing	Lucas Carneiro vs. Georgia State, 2025 (10)
Scored 2 touchdowns rushing	Henry Parrish Jr. vs. Middle Tennessee, 2024 (4)
Scored 4 touchdowns receiving	Kewan Lacy vs. Georgia State, 2025 (3)
Scored 3 touchdowns receiving	Kewan Lacy vs. Georgia State, 2025 (3)
Scored 2 touchdowns receiving	Jordan Watkins at Arkansas, 2024 (5)
Scored a touchdown passing and receiving	Jordan Watkins at Arkansas, 2024 (5)
Scored a touchdown rushing, passing and receiving	Jordan Watkins vs. Duke, 2025 (2)
Intercepted 3 passes	Laquan Treadwell at Memphis, 2015
Intercepted 2 passes	Bo Wallace vs. Auburn, 2012
Forced 3 fumbles	Don Price vs. Vanderbilt, 1986 (3)
Recovered 2 fumbles	Trey Washington vs. Vanderbilt, 2023 (2)
Punted for a 70-yard game average	Rory Johnson vs. Vanderbilt, 2006 (3)
Kicked a 45-yard Field Goal	Kentrell Lockett at Auburn, 2011 (2)
Kicked a 50-yard Field Goal	Bill Smith vs. Southern Miss, 1984 (2-84.5)
Kicked five field goals in game	Caden Davis vs. Georgia, 2024 (53)
Kicked four field goals in game	Caden Davis vs. Georgia, 2024 (53)
Kicked three field goals in game	Caden Davis vs. Georgia, 2024 (5)
Had 10 tackles in a game	Caden Davis vs. Georgia, 2024 (5)
Had 15 tackles in a game	Trey Washington vs. Duke, 2025 (10)
Had 4 sacks	Dajahn Anthony vs. Mississippi State, 2023 (15)
	Suntarine Perkins vs. Oklahoma, 2024 (40)



2025-26 Ole Miss Football
Game Results
All games

Page 1/1
as of Sep 01, 2025

Team Results

Date	Opponent		Score	Overall	Conf	Time	Attend
08/30/2025	Georgia St.	W	63-7	1-0	0-0	3:21	66378



2025-26 Ole Miss Football
Overall Team Statistics
All games

Page 1/2
as of Sep 01, 2025

Team Statistics

	UM	OPP
Scoring	63	7
Points per game	63.0	7.0
Points Off Turnovers	7	0
First Downs	34	10
Rushing	17	8
Passing	15	1
Penalty	2	1
Rushing Yardage	295	191
Yards gained rushing	312	199
Yards lost rushing	17	8
Rushing attempts	44	35
Average per rush	6.7	5.5
Average per game	295.0	191.0
TDs Rushing	4	0
Passing Yardage	400	69
Comp-Att-Int	24-37-2	12-25-1
Average per pass	10.8	2.8
Average per catch	16.7	5.8
Average per game	400.0	69.0
TDs Passing	4	1
Total offense	695	260
Total plays	81	60
Average per play	8.6	4.3
Average per game	695.0	260.0
Kick returns: #-Yards	0-0	2-39
Punt returns: #-Yards	5-67	0-0
Int returns: #-Yards	1-1	2-25
Kick return average	0.0	19.5
Punt return average	13.4	0.0
Int return average	1.0	12.5
Fumbles-Lost	1-0	0-0
Penalties-Yards	8-51	8-60
Average per game	51.0	60.0
Punts-Yards	2-89	8-382
Average per punt	44.5	47.8
Net punt average	44.5	41.5
Kickoffs-Yards	11-715	2-130
Average per kick	65.0	65.0
Net kick average	41.0	40.0
Time of possession / game	28:36	31:24
3rd-down conversion	8/13	2/15
3rd-down pct	62%	13%
4th-down conversion	1/1	2/4



2025-26 Ole Miss Football
Overall Team Statistics
All games

Page 2/2
as of Sep 01, 2025

	UM	OPP
4th-down pct	100%	50%
Sacks by-Yards	1-4	2-12
Misc Yards	0	0
Touchdowns scored	8	1
Field goals - attempts	2-2	0-1
On-Side kicks	0-0	0-0
Red-zone scores	(6-7) 86%	(0-2) 0%
Red-zone touchdowns	(5-7) 71%	(0-2) 0%
PAT-attempts	(7-7) 100%	(1-1) 100%
2-point conversion-attempts	(1-1) 100%	(0-0) 0%
Attendance	66378	0
Games / Avg per game	1/66378	0/0
Neutral site games	-	0/0

Score by Periods

Team	1st	2nd	3rd	4th	OT	TOT
Ole Miss	7	18	17	21	0	63
Opponents	0	7	0	0	0	7



2025-26 Ole Miss Football
Individual Statistics
All games

Page 1/2
as of Sep 01, 2025

Rushing

Player	gp	att	gain	loss	net	avg	td	lg	avg/g
Kewan Lacy	1	16	108	0	108	6.8	3	42	108.0
Logan Diggs	1	7	92	1	91	13.0	1	51	91.0
Deuce Alexander	1	3	46	0	46	15.3	0	31	46.0
Damien Taylor	1	6	23	0	23	3.8	0	6	23.0
Austin Simmons	1	7	31	14	17	2.4	0	11	17.0
Trinidad Chambliss	1	4	10	2	8	2.0	0	5	8.0
Dae'Quan Wright	1	1	2	0	2	2.0	0	2	2.0
Total	1	44	312	17	295	6.7	4	51	295.0
Opponents	1	35	199	8	191	5.5	0	49	191.0

Passing

Player	gp	effic	comp-att-int	pct	yds	td	lg	avg/g
Austin Simmons	1	175.9	20-31-2	64.5	341	3	47	341.0
Trinidad Chambliss	1	204.3	4-6-0	66.7	59	1	37	59.0
Total	1	180.5	24-37-2	64.9	400	4	47	400.0
Opponents	1	76.4	12-25-1	48.0	69	1	43	69.0

Receiving

Player	gp	no.	yds	avg	td	lg	avg/g
Harrison Wallace III	1	5	130	26.0	1	47	130.0
Dae'Quan Wright	1	4	78	19.5	1	38	78.0
Caleb Odom	1	4	57	14.3	1	35	57.0
De'Zhaun Stribling	1	3	55	18.3	0	37	55.0
Izaiah Hartrup	1	2	17	8.5	1	13	17.0
Cayden Lee	1	2	13	6.5	0	9	13.0
Deuce Alexander	1	2	17	8.5	0	9	17.0
Winston Watkins	1	2	33	16.5	0	28	33.0
Total	1	24	400	16.7	4	47	400.0
Opponents	1	12	69	5.8	1	43	69.0

Punt Returns

Player	no.	yds	avg	td	lg
Harrison Wallace III	4	50	12.5	0	26
Izaiah Hartrup	1	17	17.0	0	17
Total	5	67	13.4	0	26
Opponents	0	0	0.0	0	0

Interceptions

Player	no.	yds	avg	td	lg
Total	1	1	1.0	0	1
Opponents	2	25	12.5	0	25

Kick Returns

Player	no.	yds	avg	td	lg
Total	0	0	0.0	0	0
Opponents	2	39	19.5	0	20

Fumbles Recovered

Player	no.	yds	avg	td	lg
Total	0	0	0.0	0	0
Opponents	0	0	0.0	0	0



2025-26 Ole Miss Football
Individual Statistics
All games

Page 2/2
as of Sep 01, 2025

Scoring

Player				PAT						
	td	fg	kick	rush	rcv	pass	dxp	saf	pts	
Kewan Lacy	3	-	-	-	-	-	-	-	18	
Lucas Carneiro	-	2-2	4-4	-	-	-	-	-	10	
Harrison Wallace III	1	-	-	-	-	-	-	-	6	
Logan Diggs	1	-	-	-	-	-	-	-	6	
Izaiah Hartrup	1	-	-	-	-	-	-	-	6	
Dae'Quan Wright	1	-	-	-	-	-	-	-	6	
Caleb Odom	1	-	-	-	-	-	-	-	6	
Trinidad Chambliss	-	-	-	1	-	-	-	-	2	
Total	8	2-2	7-7	1	0	0	0	0	63	
Opponents	1	0-1	1-1	0	0	0	0	0	7	

Field Goals

Player	fg	pct.	01-19	20-29	30-39	40-49	50-99	lg	blk
Lucas Carneiro	2-2	100.0	0-0	0-0	1-1	1-1	0-0	42	0
Opponents	0-1	0.0	0-0	0-0	0-1	0-0	0-0	0	1

FG Sequence

Team Name	Ole Miss	Opponents
Georgia St.	(42),(33)	31

Numbers in (parentheses) indicate field goal was made

All Purpose

Player	g	rush	rcv	pr	kr	ir	total	avg/g
Harrison Wallace III	1	0	130	50	0	0	180	180.0
Kewan Lacy	1	108	0	0	0	0	108	108.0
Logan Diggs	1	91	0	0	0	0	91	91.0
Dae'Quan Wright	1	2	78	0	0	0	80	80.0
Deuce Alexander	1	46	17	0	0	0	63	63.0
Caleb Odom	1	0	57	0	0	0	57	57.0
De'Zhaun Stribling	1	0	55	0	0	0	55	55.0
Izaiah Hartrup	1	0	17	17	0	0	34	34.0
Winston Watkins	1	0	33	0	0	0	33	33.0
Damien Taylor	1	23	0	0	0	0	23	23.0
Austin Simmons	1	17	0	0	0	0	17	17.0
Cayden Lee	1	0	13	0	0	0	13	13.0
Trinidad Chambliss	1	8	0	0	0	0	8	8.0
Team	1	0	0	0	0	1	1	1.0
Total	1	295	400	67	0	1	763	763.0
Opponents	1	191	69	0	39	25	324	324.0

Total Offense

Player	g	plays	rush	pass	total	avg/g
Austin Simmons	1	38	17	341	358	358.0
Kewan Lacy	1	16	108	0	108	108.0
Logan Diggs	1	7	91	0	91	91.0
Trinidad Chambliss	1	10	8	59	67	67.0
Deuce Alexander	1	3	46	0	46	46.0
Damien Taylor	1	6	23	0	23	23.0
Dae'Quan Wright	1	1	2	0	2	2.0
Total	1	81	295	400	695	695.0
Opponents	1	60	191	69	260	260.0

Punting

Player	no.	yds	avg	lg	tb	fc	i20	50+	blk
Oscar Bird	2	89	44.5	54	0	0	1	1	0
Total	2	89	44.5	54	0	0	1	1	0
Opponents	8	382	47.8	56	0	2	2	3	0

Kickoffs

Player	no.	yds	avg	tb	ob	retn	net	ydl
Lucas Carneiro	8	520	65.0	8	0			
Total	11	715	65.0	9	0	2	41	24
Opponents	2	130	65.0	2	0	0	40	25



2025-26 Ole Miss Football
Overall Defense Statistics
All games

Page 1/1
as of Sep 01, 2025

Team Defense

			Tackles				Sacks	Pass defense			Fumbles		blkd	
##	Player	gp	ua	a	tot	tfl/yds	no-yds	int-yds	brup	qbh	fr-yds	ff	kick	saf
6	TJ Dottery	1	5	4	9	0.5-2	.	.	1
30	Jaden Yates	1	2	6	8
5	Kam Franklin	1	2	4	6
15	Da'Shawn Womack	1	5	1	6	1-2	.	.	.	1
16	Wydett Williams Jr.	1	3	2	5	1-2	.	.	1
51	Zxavian Harris	1	1	4	5	1.5-4	1-4	1-1	.	2	.	.	1	.
26	Tahj Chambers	1	.	4	4	0.5-1	.	.	1
52	Will Echoles	1	.	3	3
8	Antonio Kite	1	3	.	3
47	Deejay Holmes Jr.	1	1	2	3
4	Suntarine Perkins	1	1	.	1
23	Jarcobly Hopson	1	.	1	1
7	TJ Banks	1	.	1	1
14	Kapena Gushiken	1	.	1	1	0.5-1	.	.	1	1
19	Cayden Lee	1	1	.	1
38	Tyler Banks	1	1	.	1	1
9	Ricky Fletcher	1	1	.	1
32	Chris Graves Jr.	1	.	1	1
12	Damien Taylor	1	1	.	1
1	Princewill Umanmielen	1	1
29	Nick Cull	1	1
Totals		1	29	36	65	5-12	1-4	1-1	5	6	0-0	0	1	0
Opponents		1	46	32	78	6-17	2-12	2-25	4	4	0-0	1	0	0



2025-26 Ole Miss Football
Team Game-by-Game
All games

Page 1/1
as of Sep 01, 2025

		Rushing				Receiving				Passing				Kick Returns				Punt Returns				tot		
Date	Opponent	no.	yds	td	lg	no.	yds	td	lg	cmp	att	int	yds	td	lg	no.	yds	td	lg	no.	yds	td	lg	off
08/30/2025	Georgia St.	44	295	4	51	24	400	4	47	24	37	2	400	4	47	0	0	0	0	5	67	0	26	695
Ole Miss		44	295	4	51	24	400	4	47	24	37	2	400	4	47	0	0	0	0	5	67	0	26	695
Opponents		35	191	0	49	12	69	1	43	12	25	1	69	1	43	2	39	0	20	0	0	0	0	260

Ole Miss Averages

Games	Avg/ rush	Avg/ catch	Pass effc	KR avg	PR avg	All purpose avg/game	Total offense avg/game
1	6.7	16.7	180.5	0.0	13.4	763.0	695.0

Date	Opponent	Tackles				Sacks		Fumble		Pass Defense				blkd	PAT attempts				off	
		ua	a	total	tfl-yds	no-yds	ff	fr-yds	int-yds	qbh	brup	kick	kick	rush	rcv	saf	t/o	pts		
08/30/2025	Georgia St.	29	36	65	5.0-12	1-4	0	0-0	1-1	6	5	1	7-7	1	0	0	7	63		
Ole Miss		29	36	65	5.0-12	1-4	0	0-0	1-1	6	5	1	7-7	1	0	0	7	63		
Opponents		46	32	78	6.0-17	2-12	1	0-0	2-25	4	4	0	1-1	0	0	0	0	7		

Date	Opponent	Punting										Field Goals			Kickoffs				
		no.	yds	avg	long	blkd	tb	fc	50+	i20	md-att	long	blkd	no.	yds	avg	tb	ob	
08/30/2025	Georgia St.	2	89	44.5	54	0	0	0	1	1	2-2	42	0	11	715	65.0	9	0	
Ole Miss		2	89	44.5	54	0	0	0	1	1	2-2	42	0	11	715	65.0	9	0	
Opponents		8	382	47.8	56	0	0	2	3	2	0-1	0	1	2	130	65.0	2	0	



2025-26 Ole Miss Football
Opponents Game-by-Game
All games

Page 1/1
as of Sep 01, 2025

		Rushing				Receiving				Passing				Kick Returns				Punt Returns				tot			
Date	Opponent	no.	yds	td	lg	no.	yds	td	lg	cmp	att	int	yds	td	lg	no.	yds	td	lg	no.	yds	td	lg	off	
08/30/2025	Georgia St.	35	191	0	49	12	69	1	43	12-25-1				69	1	43	2	39	0	20	0	0	0	0	260
Opponents		35	191	0	49	12	69	1	43	12-25-1				69	1	43	2	39	0	20	0	0	0	0	260
Ole Miss		44	295	4	51	24	400	4	47	24-37-2				400	4	47	0	0	0	0	5	67	0	26	695

Opponents Averages

Games	Avg/ rush	Avg/ catch	Pass effc	KR avg	PR avg	All purpose avg/game	Total offense avg/game
1	5.5	5.8	76.4	19.5	0.0	324.0	260.0

Date	Opponent	Tackles				Sacks		Fumble		Pass Defense				blkd	PAT attempts				off	
		ua	a	total	tfl-yds	no-yds	ff	fr-yds	int-yds	qbh	brup	kick	kick	rush	rcv	saf	t/o	pts		
08/30/2025	Georgia St.	46	32	78	6.0-17	2-12	1	0-0	2-25	4	4	0	1-1	0	0	0	0	7		
Opponents		46	32	78	6.0-17	2-12	1	0-0	2-25	4	4	0	1-1	0	0	0	0	7		
Ole Miss		29	36	65	5.0-12	1-4	0	0-0	1-1	6	5	1	7-7	1	0	0	7	63		

Date	Opponent	Punting										Field Goals				Kickoffs				
		no.	yds	avg	long	blkd	tb	fc	50+	i20	md-att	long	blkd	no.	yds	avg	tb	ob		
08/30/2025	Georgia St.	8	382	47.8	56	0	0	2	3	2	0-1	0	1	2	130	65.0	2	0		
Opponents		8	382	47.8	56	0	0	2	3	2	0-1	0	1	2	130	65.0	2	0		
Ole Miss		2	89	44.5	54	0	0	0	1	1	2-2	42	0	11	715	65.0	9	0		



2025-26 Ole Miss Football
Games Played
All games

Page 1/2
as of Sep 01, 2025

##	Player	GP-GS	GSU
0	Domonique Thomas	1/0	XXX
1	De'Zhaun Stribling	1/1	START
1	Princewill Umanmielen	1/0	XXX
2	Harrison Wallace III	1/1	START
2	Jaylon Braxton	0/0	...
3	Sage Ryan	1/1	START
3	Caleb Cunningham	1/0	XXX
4	Suntarine Perkins	1/1	START
4	Caleb Odom	1/0	XXX
5	Kewan Lacy	1/1	START
5	Kam Franklin	1/1	START
6	TJ Dottery	1/1	START
6	Trinidad Chambliss	1/0	XXX
7	Traylon Ray	0/0	...
7	TJ Banks	1/1	START
8	Dae'Quan Wright	1/1	START
8	Antonio Kite	1/1	START
9	Ricky Fletcher	1/1	START
9	Luke Hasz	0/0	...
11	Deuce Alexander	1/0	XXX
12	Damien Taylor	1/0	XXX
13	Austin Simmons	1/1	START
13	Cedrick Beavers	1/0	XXX
14	Kapena Gushiken	1/0	XXX
14	AJ Maddox	0/0	...
15	Izaiah Hartrup	1/0	XXX
15	Da'Shawn Womack	1/0	XXX
16	Wydet Williams Jr.	1/0	XXX
16	Maealiuaki Smith	0/0	...
17	Lucas Carneiro	1/0	XXX
17	Winston Watkins	1/0	XXX
19	Cayden Lee	1/1	START
19	MJ Preston	0/0	...
20	Shawqi Itraish	0/0	...
20	Anthony Robinson III	1/0	XXX
21	Tavoy Feagin	1/0	XXX
22	Logan Diggs	1/0	XXX
23	George Hamsley	0/0	...
23	Jarcoby Hopson	1/0	XXX
24	Andy Jaffe	1/0	XXX
25	Maison Dunn	0/0	...
25	Trey Hall	0/0	...
26	Tahj Chambers	1/0	XXX
27	Pat Broomfield	0/0	...
27	Macaleb Taylor	0/0	...
28	Dante Core	0/0	...
29	Nick Cull	1/1	START
30	Jaden Yates	1/1	START
31	Ladarian Clardy	1/0	XXX
32	Chris Graves Jr.	1/0	XXX
33	Oscar Bird	1/0	XXX
33	Shekai Mills-Knight	1/0	XXX
34	Raymond Collins	1/0	XXX
35	Cam Clark	0/0	...
36	Keon Young	0/0	...
37	Austin Acton	0/0	...
37	Cortez Thomas	0/0	...
38	Tyler Banks	1/0	XXX
39	Ciaran Pedulla	0/0	...
40	Micah Stallworth	0/0	...



2025-26 Ole Miss Football
Games Played
All games

Page 2/2
as of Sep 01, 2025

##	Player	GP-GS	GSU
41	John Ross Ashley	0/0	...
42	Jack Harper	1/0	XXX
42	Bryson Walters	0/0	...
43	Isreal Solomon	0/0	...
44	Carter Short	1/0	XXX
44	Andrew Jones	0/0	...
45	Talib Graham	0/0	...
46	Jalen Ballard	0/0	...
46	Cooper Cannon	0/0	...
47	Anthony Aguirre	0/0	...
47	Deejay Holmes Jr.	1/0	XXX
48	Mark Trigg Jr.	0/0	...
49	Sean Judge	0/0	...
49	Kegan Sherwood	0/0	...
50	Jayden Williams	0/0	...
51	Zxavian Harris	0/0	...
51	Delano Townsend	0/0	...
52	Will Echoles	0/0	...
52	Cooper Johnson	0/0	...
53	Trey Nightingale	0/0	...
53	Ford Beeker	0/0	...
55	Terez Davis	0/0	...
56	Mason Waddle	0/0	...
57	Paris Evans	0/0	...
57	TJ Hedrick	0/0	...
58	Jude Foster	0/0	...
61	Diego Pounds	0/0	...
62	Brycen Sanders	0/0	...
65	Connor Howes	0/0	...
69	Joe Koury	0/0	...
70	Devin Harper	0/0	...
71	PJ Wilkins	0/0	...
73	Percy Lewis	0/0	...
75	Patrick Kutas	0/0	...
76	John Wayne Oliver	0/0	...
77	Ethan Fields	0/0	...
80	Hayden Bradley	0/0	...
81	Samari Reed	0/0	...
82	Joshua Pfeifer	0/0	...
83	Levi Blount	0/0	...
84	Dillon Alfred	0/0	...
85	Trace Bruckler	0/0	...
86	Mac Owen	0/0	...
87	Wyatt Smalley	0/0	...
88	Devin Price	0/0	...
89	Dylan Davis	0/0	...
89	Mike Baker	0/0	...
90	Jeffery Rush	0/0	...
90	Kortlen Wilfawn	0/0	...
92	Jon Seaton	0/0	...
94	Tavion Prather	0/0	...
94	Caleb Blankenship	0/0	...
95	Andrew Maddox	0/0	...
96	Jamarious Brown	0/0	...
97	Kamron Beavers	0/0	...
98	Corey Amos	0/0	...
99	Caleb James	0/0	...

[illegible][illegible]

[illegible][illegible][illegible][illegible][illegible]

INDIVIDUAL GAME-BY-GAME TACKLES

[illegible]



SCORING DRIVES

vs. Georgia State					
Started at	Plays	Yards	Time	Result	
Ole Miss 35	3	65	0:48	TD	
Ole Miss 16	8	60	2:36	FG	
Ole Miss 44	9	56	2:53	TD	
Ole Miss 25	16	75	4:58	TD	
Ole Miss 25	6	75	1:56	TD	
Georgia State 20	3	30	1:16	TD	
Ole Miss 47	10	37	3:53	FG	
Ole Miss 39	2	61	0:32	TD	
Ole Miss 38	6	62	2:36	TD	
Ole Miss 18	6	82	2:27	TD	

CHARTING THE BIG PLAYS

— PASSING —						
Player	10-19	20-29	30-39	40-49	50+	Total
Simmons	4	4	2	1	0	11
Chambliss	1	0	1	0	0	2
TOTAL	5	4	3	1	0	13

— RUSHING —						
Player	10-19	20-29	30-39	40-49	50+	Total
Diggs	1	0	0	0	1	2
Lacy	1	0	0	1	0	2
Simmons	2	0	0	0	0	2
Alexander	0	0	1	0	0	1
TOTAL	4	0	1	1	1	7

— RECEIVING —						
Player	10-19	20-29	30-39	40-49	50+	Total
Wallace III	1	3	0	1	0	5
Wright	2	0	1	0	0	3
Stribling	1	0	1	0	0	2
Hartrup	1	0	0	0	0	1
Odom	0	0	1	0	0	1
Watkins	0	1	0	0	0	1
TOTAL	5	4	3	1	0	13

IN THE RED ZONE

Game	Chances	TD	FG	TO	Downs	Missed FG	Half
Georgia State	7	5	1	1	0	0	0
Kentucky							
Arkansas							
Tulane							
LSU							
Washington State							
Georgia							
Oklahoma							
South Carolina							
The Citadel							
Florida							
Mississippi State							
Totals	7	5	1	1	0	0	0
Opp. Totals	2	0	0	1	1	1	0
Ole Miss Scoring Percentage: 85.7% (6 of 7)				Ole Miss Points Scored: 39			
Opponents Scoring Percentage: 0.0% (0 of 2)				Opponents Points Scored: 0			

GAME ONE #15 OLE MISS 63, GEORGIA STATE 7

Aug. 30, 2025

Attendance: 66,378 • Vaught-Hemingway Stadium • Oxford, Miss.



OXFORD, Miss. — No. 15 Ole Miss football overcame a couple of early miscues to turn in a dominant 63-7 victory over Georgia State to open its 2025 season on Saturday night at Vaught-Hemingway Stadium.

The Georgia State pass rush caused a pair of early interceptions to keep the game close in the opening half, but Ole Miss kept its foot on the gas to come away with a decisive win to start 1-0 for the fifth straight season. The Rebels became the first team in SEC history to score 60-plus points in three consecutive season-openers.

Lane Kiffin's squad outgained Georgia State 695-260, including a 400-69 advantage through the air. Ole Miss totaled 33 first downs in the victory, including an 8-for-13 mark on third downs, while the Rebel defense held Georgia State to 2-for-15 on third downs.

Austin Simmons finished 20-for-31 for 341 yards with three touchdowns and two interceptions in his first career start. Harrison Wallace III led the receiving corps with 130 yards and a touchdown on five catches, while tight ends Dae'Quan Wright and Caleb Odom each scored, combining for eight catches and 135 yards. Kewan Lacy broke the century mark on the ground and found the end zone three times in his Rebel debut, going 108 yards on 16 carries.

TJ Dottery led the Rebel defense with nine tackles, including a shared tackle for loss, and broke up one pass. Zavarian Harris had a monster day, totaling five tackles, including a sack, with an interception and two pass breakups. Jaden Yates finished second behind Dottery with eight tackles in his Rebel debut.

Georgia State	0	7	0	0	7
Ole Miss	7	18	17	21	63
1st Quarter					GSU-OM
10:32	OM	D. Wright 38 yd pass from A. Simmons (L. Carneiro kick)			0-7
2nd Quarter					
11:28	OM	L. Carneiro 42 yd field goal			0-10
7:31	OM	K. Lacy 1 yd run (L. Carneiro kick)			0-17
5:19	GSU	J. Robinson 43 yd pass from C. Veilleux (L. Rickman kick)			7-17
0:21	OM	K. Lacy 2 yd run (T. Chambliss run)			7-25
3rd Quarter					
13:04	OM	K. Lacy 42 yd run (L. Carneiro kick)			7-32
10:32	OM	C. Odom 9 yd pass from A. Simmons (L. Carneiro kick)			7-39
0:20	OM	L. Carneiro 33 yd field goal			7-42
4th Quarter					
13:31	OM	H. Wallace III 26 yd pass from A. Simmons (M. Baker kick)			7-49
6:38	OM	I. Hartrup 13 yd pass from T. Chambliss (M. Baker kick)			7-56
0:33	OM	L. Diggs 5 yd run (T. Chambliss run)			7-63

Team Stats	GSU	OM	Individual Leaders
First Downs	10	34	Rushing
Rushes-Yards	35-191	44-295	GSU: R. Amos, 9-68
Passing Yards	69	400	OM: K. Lacy, 16-108 (3TDs)
Comp.-Att.-Int.	12-25-1	24-37-2	Passing
Total Plays-Yards	60-260	81-695	GSU: C. Brown, 8-14-17
Fumbles-Lost	0-0	1-0	OM: A. Simmons, 20-31-341 (3 TDs)
Penalties-Yards	8-60	8-51	T. Chambliss, 4-6-59 (1 TD)
Punt Returns-Avg.	0-0.0	5-13.4	Receiving
KO Returns-Avg.	2-19.5	0-0.0	GSU: J. Robinson, 3-52 (1 TD)
Interceptions	2	1	OM: H. Wallace III, 8-130 (1 TD)
Possession Time	31:24	28:36	D. Wright, 4-78 (1 TD)
3rd Down Conv.	2-15	8-13	
4th Down Conv.	2-4	1-1	