

KENTUCKY

MEN'S BASKETBALL

2025-26

8 NATIONAL CHAMPIONSHIPS | 49 SEC TITLES | 31 SEC TOURNAMENT CHAMPIONSHIPS | 57 ALL-AMERICANS | 145 NBA DRAFT PICKS

REGULAR-SEASON SCHEDULE

NOVEMBER

4	-/-	NICHOLLS ¹	SECN+	7 p.m.
7	-/-	VALPARAISO ¹	SECN+	7 p.m.
11	-/-	at Louisville	ESPN	8 p.m.
14	-/-	EASTERN ILLINOIS ¹	SECN+	7 p.m.
18	-/-	vs. Michigan State ²	ESPN	6:30 p.m.
21	-/-	LOYOLA (MD.)	SECN+	7 p.m.
26	-/-	TENNESSEE TECH	SECN	7 p.m.

DECEMBER

2	-/-	NORTH CAROLINA ³	ESPN	9:30 p.m.
5	-/-	vs. Gonzaga ⁴	ESPN2	7 p.m.
9	-/-	NC CENTRAL	SECN	7 p.m.
13	-/-	INDIANA	ESPN	7:30 p.m.
20	-/-	vs. St. John's ⁵	CBS	12:30 p.m.
23	-/-	BELLARMINE	SECN+	1 p.m.

JANUARY

3	-/-	at Alabama*	ESPN	1 p.m.
7	-/-	MISSOURI*	ESPN2	7 p.m.
10	-/-	MISSISSIPPI STATE*	SECN	8:30 p.m.
14	-/-	at LSU*	SECN	7 p.m.
17	-/-	at Tennessee*	ESPN	Noon
21	-/-	TEXAS*	SECN	7 p.m.
24	-/-	OLE MISS*	ESPN/2	Noon
27	-/-	at Vanderbilt*	ESPN	9 p.m.
31	-/-	at Arkansas*	ESPN	6:30 p.m.

FEBRUARY

4	-/-	OKLAHOMA*	ESPN2	7 p.m.
7	-/-	TENNESSEE*	ESPN	8:30 p.m.
14	-/-	at Florida*	ABC	3 p.m.
17	-/-	GEORGIA*	ESPN/2/U	9 p.m.
21	-/-	at Auburn*	ESPN/2	8:30 p.m.
24	-/-	at South Carolina*	SECN	7 p.m.
28	-/-	VANDERBILT*	ESPN/2	2 p.m.

MARCH

3	-/-	at Texas A&M*	ESPN/2/U	7 p.m.
7	-/-	FLORIDA*	ESPN/2	4 p.m.

All times Eastern | *SEC conference game | HOME GAMES IN CAPS

¹ BBN United Tipoff Classic (Rupp Arena | Lexington, Ky.)

² State Farm Champions Classic (Madison Square Garden | New York)

³ ACC/SEC Challenge (Rupp Arena | Lexington, Ky.)

⁴ Bridgestone Arena | Nashville, Tenn.

⁵ CBS Sports Classic (State Farm Arena | Atlanta)

BROADCAST INFO

TELEVISION

Play-by-play: Tom Hart
Analyst: Jimmy Dykes



UK RADIO

Play-by-play: Tom Leach
Analyst: Jack Givens



SATELLITE RADIO

UK Radio on Sirius: - TBA



#1/1 Purdue (0-0) at #9/9 KENTUCKY (0-0)

Friday, Oct. 24 • 6 p.m. ET • Rupp Arena at Central Bank Center (20,500) • Lexington, Ky.

#GoBigBlue • #WeAreUK • @KentuckyMBB

THE MATCHUP



Series Breakdown[^]

Overall - UK, 6-2

At Lexington - UK, 2-1

Pope vs. Purdue - 0-0

Painter vs. UK - 0-0

Current UK streak - W2



Mark Pope

Overall Record: 211-120

Record at UK: 24-12

Overall Seasons: 11th

at Kentucky: Second

Matt Painter

Overall Record: 496-220

Record at Purdue: 471-215

Overall Seasons: 22nd

at Purdue: 21st

[^]last regular-season meeting: 1998

[^]first exhibition meeting

TALE OF THE TAPE

UK	STATISTIC*	OPP.
84.4	Points Per Game	77.3
38.0	Rebounds PG	32.9
16.9	Assists PG	15.9
4.0	Blocks PG	1.6
6.9	Steals PG	6.4
10.9	Turnovers PG	10.4
.482	FG Pct.	.486
.375	3-Pt FG Pct.	.382
.731	FT Pct.	.732
+1.5	Assist-to-TO Ratio	+1.5

based on 2024-25 season statistics*

NEED TO KNOW

Otega Owheh has been named the preseason SEC Player of the Year and has been named to CBS' and ESPN's preseason All-America Second Team squads. He is UK's leading returning scorer at 16.2 points per game.

The Wildcats welcomed one of the best transfer classes in the country headlined by Denzel Aberdeen who was the sixth man for Florida a season ago who won the national championship. Jaland Lowe, a point guard from Pitt, was one of eight players in the country a season ago to averaged at least 16.5 points, 4.0 rebounds and 5.5 assists per game. Mo Dioubate from Alabama helped the Tide to back-to-back Elite Eight appearances, while Kam Williams shot 41.2% from 3-point range as a freshman at Tulane. Jayden Quaintance, who paced the country in blocks per game from Arizona State, will also provide a boost to the Cats once he returns from a knee injury suffered late in his freshman campaign. Reece Potter, from Miami of Ohio and Lexington, Ky, will provide depth in the frontcourt.

UK has four first-year players in Braydon Hawthorne, Jasper Johnson, Andrija Jelavic and Malachi Moreno. Hawthorne was the top-rated player out of West Virginia. Johnson won a gold medal with the U19 Team USA squad this summer. Jelavic joins the Cats from MegaBet and Moreno is the team's third McDonald's All-American joining Brandon Garrison and Quaintance.

The Cats advanced to the Sweet 16 for the first time since 2019 in Mark Pope's first season. The team set program records for most wins over AP ranked teams (8), most 3-pointers made (341) and the most players to average double-figure scoring (6) in program history. In addition to Owheh, UK's returning core includes Garrison, Collin Chandler and Trent Noah.

The matchup with Purdue will feature a pair of top-10 squads in both the Coaches' and AP poll. Despite this year's result not counting, it marks the first time the programs have met since the 1997-98 season.

RETURNING STAT LEADERS

POINTS PER GAME		
UK	Otega Owheh	16.2
PU	Trey Kaufman-Renn	20.1
REBOUNDS PER GAME		
UK	Otega Owheh	4.7
PU	Trey Kaufman-Renn	6.5
ASSISTS PER GAME		
UK	Brandon Garrison	1.9
PU	Braden Smith	8.7
STEALS PER GAME		
UK	Otega Owheh	1.6
PU	Braden Smith	2.2
BLOCKS PER GAME		
UK	Brandon Garrison	0.6
PU	Trey Kaufman-Renn	0.3
3-POINTERS		
UK	Otega Owheh	27
PU	Braden Smith	83
FIELD-GOAL PERCENTAGE (min. 50 att.)		
UK	Brandon Garrison	.509
PU	Trey Kaufman-Renn	.595
FREE-THROW PERCENTAGE (min. 25 att.)		
UK	Otega Owheh	.776
PU	Fletcher Loyer	.848

BY THE NUMBERS

759	Nation's all-time best winning percentage
49	SEC regular-season titles in program history
341	UK single-season record for 3s made in 2024-25
8	Wins over AP Top 15, in 24-25, most ever

BLUE TEAM STARTERS - WINNERS OF BLUE-WHITE EVENT (STATS BASED ON 2024-25)



		Pos.	Ht.	Yr.	Hometown	PPG	RPG	APG	SPG	BPG	3PG	FG%	3FG%	FT%
00	Otega Owheh	G	6-4	Sr.	Newark, N.J.	16.2	4.7	1.7	1.6	0.5	0.8	.492	.355	.776
1	Denzel Aberdeen	G	6-5	Sr.	Orlando, Fla.	7.7	1.7	1.4	0.5	0.0	0.9	.418	.350	.708
2	Jasper Johnson	G	6-5	Sr.	Lexington, Ky.	-	-	-	-	-	-	-	-	-
9	Trent Noah	F	6-5	So.	Harlan, Ky.	2.7	1.9	0.4	0.1	0.0	0.5	.451	.333	.750
24	Malachi Moreno	C	7-0	Fr.	Georgetown, Ky.	-	-	-	-	-	-	-	-	-
OFF THE BENCH														
3	Kam Williams	G	6-8	So.	Lafayette, La.	9.3	4.5	1.3	1.4	1.1	1.9	.485	.412	.760
4	Andrija Jelavic	F	6-11	So.	Zagreb, Croatia	-	-	-	-	-	-	-	-	-
5	Collin Chandler	G	6-5	So.	Farmington, Utah	2.7	1.0	0.7	0.7	0.0	0.6	.361	.347	.867
10	Brandon Garrison	F	6-10	Jr.	Oklahoma City, Okla.	5.9	3.9	1.9	0.9	0.6	0.3	.509	.300	.535
15	Jaland Lowe	G	6-1.5	Jr.	Missouri City, Texas	16.8	4.2	5.5	1.8	0.2	1.3	.376	.266	.886
21	Jayden Quaintance	F	6-10.5	So.	Cleveland, Ohio	9.4	7.9	1.5	1.1	2.6	0.3	.525	.188	.479
22	Braydon Hawthorne	F	6-8	Fr.	Beckley, W. Va.	-	-	-	-	-	-	-	-	-
23	Mo Dioubate	F	6-7	Jr.	Queens, N.Y.	7.2	5.9	1.1	0.9	0.7	0.3	.617	.462	.609
33	Reece Potter	F	7-1	Jr.	Lexington, Ky.	6.5	3.7	1.2	0.4	0.7	0.7	.466	.367	.600



TV/RADIO CHART



00 OTEGA OWEH

Senior Guard
6-4 | 220
Newark, N.J.
Oklahoma
(oh-TEG-uh OH-way)




1 DENZEL ABERDEEN

Senior Guard
6-5 | 195
Orlando, Fla.
Florida
(AB-err-dean)



2 JASPER JOHNSON

Freshman Guard
6-5 | 180
Lexington, Ky.
Overtime Elite



3 KAM WILLIAMS

Sophomore Guard
6-8 | 205
Lafayette, La.
Tulane



4 ANDRIJA JELAVIĆ

Sophomore Forward
6-11 | 225
Zagreb, Croatia
Mega Superbet
(ahn-dre-uh yell-uh-vich)



5 COLLIN CHANDLER

Sophomore Guard
6-5 | 205
Farmington, Utah
Farmington HS



9 TRENT NOAH

Sophomore Forward
6-5 | 220
Harlan, Ky.
Harlan County HS



10 BRANDON GARRISON

Junior Forward
6-10 | 245
Oklahoma City
Oklahoma State



11 WALKER HORN

Senior Guard
6-3 | 190
Austin, Texas
Westlake HS



15 JALAND LOWE

Junior Guard
6-1.5 | 170
Missouri City, Texas
Pitt
(JAY-lend)



20 ZACH TOW

Senior Forward
6-5 | 220
Madisonville, Ky.
North Hopkins HS
(rhymes with how)



21 JAYDEN QUAINANCE

Sophomore Forward
6-10.5 | 255
Cleveland
Arizona State
(KWAYNE-tance)



22 BRAYDON HAWTHORNE

Freshman Forward
6-8 | 190
Beckley, W. Va.
Huntington Prep



23 MOUHAMED DIOUBATE

Junior Forward
6-7 | 220
Queens, N.Y.
Alabama
(dee-ah-BOT-TAY)



24 MALACHI MORENO

Freshman Center
7-0 | 250
Georgetown, Ky.
Great Crossing HS
(MAL-uh-kye MAUREEN-OH)



33 REECE POTTER

Junior Forward
7-1 | 230
Lexington, Ky.
Miami (OH)



MARK POPE

Head Coach
Second Season




ALVIN BROOKS III

Associate Head Coach
Second Season



MARK FOX

Associate Coach
Second Season




CODY FUEGER

Assistant Coach
Second Season
(FEE-gurr)



JASON HART

Assistant Coach
Second Season



MIKHAIL MCLEAN

Assistant Coach
Second Season
(MICK-hail MUH-clean)



NICK ROBINSON

Director of Operations
Second Season

ROSTER

NUMERICAL

No.	NAME	Pos.	Ht.	Wt.	Cl.	HOMETOWN (PREVIOUS SCHOOL)	INSTAGRAM X
00	Otega Owesh	G	6-4	220	Sr.	Newark, N.J. (Oklahoma)	otegaowesh otegaowesh
1	Denzel Aberdeen	G	6-5	195	Sr.	Orlando, Fla. (Florida)	1wayzel denzelaberdien
2	Jasper Johnson	G	6-5	180	Fr.	Lexington, Ky. (Overtime Elite)	bruhjasperj bruhjasperj
3	Kam Williams	G	6-8	205	So.	Lafayette, La. (Tulane)	kammie1k kamwilliams_3
4	Andrija Jelavić	F	6-11	225	So.	Zagreb, Croatia (Mega Superbet)	jelaviccc
5	Collin Chandler	G	6-5	205	So.	Farmington, Utah (Farmington HS)	collinxchandler collinchand13r
9	Trent Noah	F	6-5	220	So.	Harlan, Ky. (Harlan County HS)	trentnoah2 trentnoah2_
10	Brandon Garrison	F	6-10	245	Jr.	Oklahoma City (Oklahoma State)	brando2wavyyyy brandongarriso
11	Walker Horn	G	6-3	190	Sr.	Austin, Texas (Westlake HS)	walkerhorn_ walkerhorn_
15	Jaland Lowe	G	6-1.5	170	Jr.	Missouri City, Texas (Pitt)	j15lowe jalandlowe
20	Zach Tow	F	6-5	220	Sr.	Madisonville, Ky. (North Hopkins HS)	z_tow20 z_tow12
21	Jayden Quaintance	F	6-10.5	255	So.	Cleveland (Arizona State)	qjay_21 qjayhoops
22	Braydon Hawthorne	F	6-8	190	Fr.	Beckley, W. Va. (Huntington Prep)	braydonhawthorne braydonH20
23	Mouhamed Dioubate	F	6-7	220	Jr.	Queens, N.Y. (Alabama)	onewayup_mo modioubate
24	Malachi Moreno	C	7-0	250	Fr.	Georgetown, Ky. (Great Grossing HS)	malachi.moreno malachimoreno24
33	Reece Potter	F	7-1	230	Jr.	Lexington, Ky. (Miami (OH))	reece_potter35 reecepotter18

ALPHABETICAL

No.	NAME	Pos.	Ht.	Wt.	Cl.	HOMETOWN (PREVIOUS SCHOOL)	PRONUNCIATIONS
1	Denzel Aberdeen	G	6-5	195	Sr.	Orlando, Fla. (Florida)	AB-err-dean
5	Collin Chandler	G	6-5	205	So.	Farmington, Utah (Farmington HS)	
23	Mouhamed Dioubate	F	6-7	220	Jr.	Queens, N.Y. (Alabama)	dee-ah-BOT-TAY
10	Brandon Garrison	F	6-10	245	Jr.	Oklahoma City (Oklahoma State)	
22	Braydon Hawthorne	F	6-8	190	Fr.	Beckley, W. Va. (Huntington Prep)	
11	Walker Horn	G	6-3	190	Sr.	Austin, Texas (Westlake HS)	
4	Andrija Jelavić	F	6-11	225	So.	Zagreb, Croatia (Mega Superbet)	ahn-dre-uh yell-uh-vich
2	Jasper Johnson	G	6-5	180	Fr.	Lexington, Ky. (Overtime Elite)	
15	Jaland Lowe	G	6-1.5	170	Jr.	Missouri City, Texas (Pitt)	JAY-lend
24	Malachi Moreno	C	7-0	250	Fr.	Georgetown, Ky. (Great Grossing HS)	MAL-uh-kye MAUREEN-OH
9	Trent Noah	F	6-5	220	So.	Harlan, Ky. (Harlan County HS)	
00	Otega Owesh	G	6-4	220	Sr.	Newark, N.J. (Oklahoma)	oh-TEG-uh OH-way
33	Reece Potter	F	7-1	230	Jr.	Lexington, Ky. (Miami (OH))	
21	Jayden Quaintance	F	6-10.5	255	So.	Cleveland (Arizona State)	KWAYNE-tance
20	Zach Tow	F	6-5	220	Sr.	Madisonville, Ky. (North Hopkins HS)	like "How"
3	Kam Williams	G	6-8	205	So.	Lafayette, La. (Tulane)	

Head Coach:	Mark Pope (Kentucky, 1996)
Associate Head Coach:	Alvin Brooks III (Idaho State, 2002)
Associate Coach:	Mark Fox (Eastern New Mexico, 1991)
Assistant Coaches:	Cody Fueger (Utah, 2006)
	Jason Hart (Syracuse, 2000)
	Mikhail McLean (Houston, 2015)
	Nick Robinson (Stanford, 2005)
Director of Operations:	Randy Towner (Utah, 2016)
Strength and Conditioning Coach:	Brandon Wells (Wisconsin-Stevens Point, 2007)
Head Athletic Trainer:	Brian Fitzpatrick, Jaylen Green, Willis Mackey Jr., Gabriel McKay
Graduate Assistants:	



POLLS, STATS, MEDIA INFO

Weekly Media Schedule						all times ET unless indicated otherwise
24 Fri.	25 Sat.	26 Sun.	27 Mon.	28 Tue.	29 Wed.	30 Thu.
Purdue 6 p.m. SEC Network					Mark Pope media availability TBA	Georgetown 7 p.m. SEC Network+ Mark Pope and UK players postgame media availability
Mark Pope and UK players postgame media availability						

Communications & PR Staff



Deb Moore
Senior Associate Director
Cell - 859.559.5781
Email - deb.moore@uky.edu



Greg Welsh
Assistant Director
Cell - 215.990.0199
Email - gregory.welsh@uky.edu

Media Information

CREDENTIAL REQUESTS
Requests for single-game credentials are now open and the window to apply will close **three** days prior to game day online at sportssystems.com/Kentucky.

CREDENTIAL CRITERIA
The University of Kentucky's decision to issue credentials to a media outlet for the purposes of covering a UK basketball home or away event is determined by a variety of factors. They include the following:

- Priority is given to outlets based on circulation size/ household reach/unique site visitors
- Additional consideration is based on amount of original content generated, number of full-time employees of the outlet, length of existence of the outlet and the journalist experience of the reporter(s)
- Attendance at Kentucky media sessions, including Olympic sport opportunities and the intention/ability to cover all sports at Kentucky both at home and on the road, also is considered
- Professionalism, which includes is not limited to conduct at games, press conferences, practices, on social media, etc.

Being granted credentials at another institution/event does not equate to meeting the criteria for the University of Kentucky. Being granted credentials for one UK event does not guarantee approval for other UK events. The University of Kentucky has the right to deny or revoke credentials under its own discretion. Credentialing also is dependent on space availability.

INTERVIEW POLICIES-GENERAL
All interviews with University of Kentucky basketball players or staff members must be arranged through the Communications and Public Relations office. Media should never contact a player or coach directly.

The Wildcat Coal Lodge, dormitories, team locker rooms and other team quarters are private team areas. Media members are not permitted in these areas unless accompanied by appropriate university personnel.

PRACTICE/PRESS CONFERENCES
Other than announced exceptions, UK basketball practices are closed to the media.

Player interviews are conducted pregame weekly and will be available to all UK media. UK will accept requests for player interviews, but they must be submitted 24 hours prior to the scheduled availability.

Coach Mark Pope will meet with members of the media at least once a week in the Memorial Coliseum Media Room.

Game-day shoot-arounds are closed to the media.

TELEPHONE PLAYER INTERVIEWS
Telephone interviews are available to the media on a call-back basis. Individual player and coach telephone numbers will not be given to members of the media.

Players are instructed not to conduct interviews when contacted directly by telephone. The Communications and Public Relations office will arrange for telephone interviews at a time most convenient for the student-athlete.

Other special requests are handled on a case-by-case basis.

POSTGAME INTERVIEWS
Following each game, there is a cooling-off period, during which time the players shower and dress. Approximately 10 minutes after the game ends, Coach Pope conducts his postgame press conference while a player speaks to the UK Sports Network.

Following Coach Pope's press conference in the Rupp Arena interview room and the cooling-off period, selected UK players are available in the interview room.

The Polls

Associated Press Top 25 Preseason	USA Today Coaches Poll Preseason
1. Purdue (35) 2. Houston (16) 3. Florida (8) 4. UConn (2) 5. St. John's 6. Duke 7. Michigan 8. BYU 9. Kentucky 10. Texas Tech 11. Louisville 12. UCLA 13. Arizona 14. Arkansas 15. Alabama 16. Iowa State 17. Illinois 18. Tennessee 19. Kansas 20. Auburn 21. Gonzaga 22. Michigan State 23. Creighton 24. Wisconsin 25. North Carolina	1. Purdue (18) 2. Houston (12) 3. Florida (1) 4. UConn 5. Duke 6. St. John's 7. Michigan 8. BYU 9. Kentucky 10. Louisville 11. Texas Tech 12. UCLA 13. Arizona 14. Illinois 15. Arkansas 16. Alabama 17. Tennessee 18. Iowa State 19. Kansas 20. Gonzaga 21. Michigan State 22. Auburn 23. Creighton 24. Wisconsin 25. North Carolina
Receiving Votes: NC State, Oregon, San Diego State, Texas, Ohio State, Kansas State, Ole Miss, Southern Cal, Missouri, Washington, Vanderbilt, Iowa, Boise State, Mississippi State, VCU, Virginia, Saint Mary's, Indiana, Oklahoma, Baylor	Receiving Votes: NC State, Oregon, San Diego State, Ohio State, Baylor, Virginia, Vanderbilt, USC, Texas, Villanova, Missouri, Ole Miss, Washington, Saint Mary's, Iowa, Cincinnati, VCU, Oklahoma State, Kansas State, Boise State

SEC Standings

Team	SEC Record	Overall Record
Alabama	0-0	0-0
Arkansas	0-0	0-0
Auburn	0-0	0-0
Florida	0-0	0-0
Georgia	0-0	0-0
Kentucky	0-0	0-0
LSU	0-0	0-0
Mississippi State	0-0	0-0
Missouri	0-0	0-0
Oklahoma	0-0	0-0
Ole Miss	0-0	0-0
South Carolina	0-0	0-0
Tennessee	0-0	0-0
Texas	0-0	0-0
Texas A&M	0-0	0-0
Vanderbilt	0-0	0-0

UK in the Rankings

Team Rankings		
Category	Stat	SEC [NCAA]
Individual Rankings		
Category/Player	Stat	SEC [NCAA]

Upcoming in the SEC

Oct. 15-30 (all times eastern) Exhibition Schedule		
Contest	Time	TV Network
Wednesday, Oct. 15 Oklahoma State def. Auburn, 97-95 ^{OT} Georgia def. Georgia State, 65-61		
Thursday, Oct. 16 Vanderbilt def. Virginia, 44-41 and 51-46 Alabama def. Florida State, 109-105		
Thursday, Oct. 23 Vanderbilt at UAB	8 p.m.	
Friday, Oct. 24 Purdue at Kentucky Cincinnati at Arkansas Oklahoma at Wisconsin Kansas State at Missouri	6 p.m. 8 p.m. 8 p.m. 10 p.m.	SECN SECN+ BTN+ SECN
Sunday, Oct. 26 LSU at UCF Saint Mary's at Ole Miss Furman at Alabama Troy at Georgia NC State vs. South Carolina Arizona State vs. Texas A&M Duke at Tennessee Houston vs. Mississippi State	Noon 12:30 p.m. 1 p.m. 2 p.m. 4:30 p.m. 5 p.m. 7 p.m. 7:30 p.m.	 SECN+ ESPN2
Monday, Oct. 27 Arkansas at Memphis	9 p.m.	ESPNU
Thursday, Oct. 30 Georgetown at Kentucky Auburn vs. Memphis	7 p.m. 8:30 p.m.	SECN+



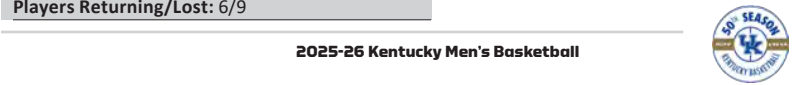
NOTES

Honoring the Cats

- Denzel Aberdeen**
- College Hoops Today – Preseason 30 Impact Transfers for 2025-26
- Collin Chandler**
- College Hoops Today – Preseason 20 Break-out Players for 2025-26
- Mouhamed Dioubate**
- College Hoops Today - Preseason 10 Glue Guys for 2025-26
 - College Hoops Today – Preseason 30 Impact Transfers for 2025-26
 - Jay Bilas Preseason All-Defensive Team
- Jaland Lowe**
- Preseason All-SEC Third Team
 - College Hoops Today - Preseason 30 Impact Transfers for 2025-26
 - ESPN Top 50 Newcomers
- Otega Owesh**
- Preseason SEC Player of the Year
 - Preseason SEC Player of the Year (ESPN)
 - Preseason All-SEC First Team
 - CBS Preseason All-America Second Team
 - Jay Bilas' preseason All-America Second Team
 - Blue Ribbon Preseason Secon Team All-America
 - Blue Ribbon Preseason All-SEC Team
- Jayden Quaintance**
- College hoops Today - Preseason 30 Impact Transfers for 2025-26
 - ESPN - Top 50 Newcomers

Quick Facts

GENERAL INFORMATION	
Location:	Lexington, Ky.
Enrollment:	36,161
Founded:	1865
Colors:	Blue and White
Nickname:	Wildcats
Conference:	Southeastern Conference
All-Time Record:	2,422-770-1 (75.9%)
Arena:	Rupp Arena (20,500)
Rupp Arena Record:	676-88 (88.5%) - 50th season
NCAA Championships:	8 (1948, '49, '51, '58, '78, '96, '98, 2012)
NCAA Runners-Up:	4 (1966, '75, '97, 2014)
NCAA Tournament Record:	132-55 (70.6%)
Last NCAAT Appearance:	2025, Sweet 16
President:	Dr. Eli Capilouto (Alabama, 1971)
Athletics Director:	Mitch Barnhart (Ottawa, 1981)
MBB Administrators:	Marc Hill (Iowa Wesleyan, 1993), Ray Oliver (Kansas, 1985)
Head Coach:	Mark Pope (Kentucky, 1996)
Pope Overall Record:	211-120 (63.7%)
Pope UK Record:	24-12 (66.7%)
Athletics Phone Number:	859.257.8000
Starters Returning/Lost:	1/4
Players Returning/Lost:	6/9



Kentucky in Exhibition Games

The Wildcats have historically been successful in exhibition contests. UK is 154-12 all-time in tuneup games, and currently are on a 33-game winning streak.

Kentucky is 2-0 in exhibition games under Mark Pope.

This marks the first time the team will play a Division I opponent in an exhibition game in the history of the program.

Although the contest will not count towards the regular-season record, here is a snapshot of the series with Purdue:

- The teams have not met since the 1997-98 season. That meeting was also a top-10 showdown
- The teams last two meetings came in the Great Eight in Chicago, meeting in back-to-back seasons
- UK owns a 6-2 all-time record against the Boilermakers, including a 2-1 mark in Lexington
- The teams have never met in postseason action

Celebrating the 50th Season of Kentucky Basketball in Rupp Arena

UK Athletics and Rupp Arena at Central Bank Center, proudly managed by Oak View Group, are excited to announce a season-long celebration marking the 50th season of Kentucky men's basketball playing in one of the most iconic venues in college sports.

Since opening its doors in 1976, Rupp Arena has been home to countless unforgettable moments, including four NCAA Championship-winning teams, legendary players and generations of Big Blue Nation faithful.

The milestone season will honor that rich history with a series of in-venue celebrations, social media throwbacks and special broadcast programming through the UK Sports Network

Throughout the 2025–26 season, fans can expect a variety of tributes to the program's storied history, including highlight reels, commemorative content and special recognitions during home games. The celebration will also spotlight the fans who have made Rupp Arena one of the most electric environments in all of sports.

- Rupp Arena facts:**
- Kentucky is 676-88 (88.5%) all-time in regular-season games
 - First game played was a 72-64 win by No. 6 Kentucky over Wisconsin on Saturday, Nov. 27, 1976
 - Rick Robey, a junior forward, scored the venue's opening points
 - Kentucky has gone undefeated in 14 seasons in the building's history
 - The Wildcats set a venue record with 19 single-season wins in 2014-15
 - With a victory over Fairleigh Dickinson on Dec. 7, 2019, Kentucky reached the 600-win mark at Rupp Arena faster than any other program in NCAA Division I level history. UK needed just 670 games to reach win No. 600 in Rupp Arena
 - The Cats are 54-3 all-time as the AP No. 1 ranked team in Rupp Arena
 - As an active UK player, Mark Pope's teams went 25-1 (96.2%) inside of Rupp Arena. He is 15-3 as UK's head coach
 - The most points ever scored by Kentucky was 127 in a win over LSU on March 4, 1996
 - Kentucky's Derrick Miller (40) has the most points scored by a UK player on Feb. 7, 1990. Navy's David Robinson has the individual scoring record (45) which he achieved on Jan. 25, 1987
 - The record crowd was 24,479 on Jan. 2, 2010 in a 71-62 win over Louisville
 - The longest UK winning streak was 54 games from Nov. 9, 2010 to Dec. 1, 2012

Recapping Year One of the Mark Pope Era

When his alma mater came calling, Mark Pope knew there was no place like home.

Pope, a captain of the University of Kentucky's 1996 National Championship team, returned to Lexington as the 23rd head coach of Kentucky's storied men's basketball program on April 12.

- Became the first coach to take a team with zero returning scoring from the year prior to the Sweet 16 of the NCAA Tournament
- In his first year at the helm, Kentucky set a program record with 341 made 3s and had six players average double-figures for the first time in program history
- Earned his first career NCAA Tournament win with a victory over Troy in the opening round in 2025

- Defeated Oklahoma to advance to the SEC Tournament Quarterfinals in his first appearance as coach in the league tournament
- UK went 8-5 against AP Top 15 opponents in Pope's first season. The eight wins over top-15 teams tied an NCAA record for the most in a single season
- Otega Owesh scored the team's final 18 points, including the game-winner at Oklahoma to help UK win 83-82. It was the second win of the season by a one-point margin. He got his third one-point win when Owesh scored a second last-second shot against his former club in the SEC Tournament vs. the Sooners. He was the first UK coach (dating back to Rupp) to win two one-point games in his first season as coach, and now has three. Calipari (1-1 in first two such games over first two seasons); Gillispie (0-1), Smith (1-1 over first two seasons), Pitino (1-1 over first two seasons), Sutton (2-0, both occurred in second season), Hall (0-2 in his first year), Rupp (1-1, both in second season)
- Pope picked up his 200th career win as Kentucky defeated Mississippi State on Jan. 11. It also marked his first win in a "true" road game as head coach of the Wildcats
- With his win over No. 6 Florida on Jan. 4, Pope became just the second Kentucky head coach to win their first three matchups against AP Top 10 opponents. He joins Adolph Rupp who won his first seven such games from 1948-51.
- Pope was victorious in his first Kentucky vs. Louisville showdown as head coach, earning a 93-85 win over the Cards. The scoreline was the same as Rick Pitino's first win over Louisville at UK back in 1990
- Kentucky matched the largest halftime deficit overcome in program history when rallying from 16 down at the intermission to eventually beat No. 7 Gonzaga in overtime. Pope joined Adolph Rupp as the only two coaches in program history to win their first two games against AP top 10 ranked opponents
- UK set a single-game program record by connecting on 80.5% of its 2-point attempts in a win over Georgia State on Nov. 29. The previous record was 78.1% set vs. Lamar on Dec. 13, 1986
- The Wildcats connected on 10 or more 3s in each of the first five games of the season for the first time in program history
- Came back from a nine-point halftime deficit to down No. 6 Duke in the Champions Classic in just his third game as UK's head coach, the quickest coach at Kentucky to win a game against an AP Top 10 opponent
- Coached UK to a season-opening win by a 103-62 win, a 41-point margin. The 103 points were the most for a Kentucky coach in a debut game. The previous high was 88 points vs. Morehead State in Tubby Smith's first game in 1997

Kentucky's 2025-26 Team

A season after not returning a single player to their roster, the Wildcats have assembled a mix of returning players, first-year collegiate performers and talented transfers. Here's a snapshot of UK's roster:

- Otega Owesh, Senior, Guard:** Preseason All-America candidate and SEC Player of the Year | Scored in double figures in each of the team's first 26 games and 33 overall a season ago | Set career highs in points per game (16.2), rebounds per game (4.7), assists per game (1.7) and steals per game (1.6) in his junior campaign with the Cats
- Denzel Aberdeen, Senior, Guard:** A member of Florida's 2025 National Championship squad | Averaged 7.7 points in 39 appearances with five starts a season ago | Had back-to-back 20-point games, scoring 20 on the road at Mississippi State and a career-high 22 points on five made 3s vs. South Carolina | Averaged 14.4 points and shot 41.4 percent from 3-point range in his five starts
- Jasper Johnson, Freshman, Guard:** Five-star prospect, ranked as a top-25 prospect in the class | Won gold at the 2025 FIBA U19 Men's World Cup with Team USA this summer. Johnson averaged 8.0 points, 1.6 assists and 1.3 rebounds per game, while shooting 46.3% from the field and 40.1% from 3-point range
- Kam Williams, Sophomore, Guard:** Started 28 of the 33 games played during his freshman campaign at Tulane | Logged 14 double-figure scoring efforts and shot 41.2 percent from 3-point range | Put up a season-high 24 points in the regular-season finale vs. UAB
- Andrija Jelavić, Sophomore, Forward:** Played for Mega Super-

NOTES

2025-26 Lead-Deficit Comparison								
Opponent	Biggest Lead	Biggest Deficit	Biggest Run	Changes	Ties	Led	Trailed	Result
NICHOLLS	-	-	-	-	-	-	-	
VALPARAISO	-	-	-	-	-	-	-	
at Louisville	-	-	-	-	-	-	-	
EASTERN ILLINOIS	-	-	-	-	-	-	-	
vs. Michigan State	-	-	-	-	-	-	-	
LOYOLA (MD.)	-	-	-	-	-	-	-	
TENNESSEE TECH	-	-	-	-	-	-	-	
NORTH CAROLINA	-	-	-	-	-	-	-	
vs. Gonzaga	-	-	-	-	-	-	-	
NC CENTRAL	-	-	-	-	-	-	-	
INDIANA	-	-	-	-	-	-	-	
vs. St. John's	-	-	-	-	-	-	-	
BELLARMINE	-	-	-	-	-	-	-	
at Alabama*	-	-	-	-	-	-	-	
MISSOURI*	-	-	-	-	-	-	-	
MISSISSIPPI ST.*	-	-	-	-	-	-	-	
at LSU*	-	-	-	-	-	-	-	
at Tennessee*	-	-	-	-	-	-	-	
TEXAS*	-	-	-	-	-	-	-	
OLE MISS*	-	-	-	-	-	-	-	
at Vanderbilt*	-	-	-	-	-	-	-	
at Arkansas*	-	-	-	-	-	-	-	
OKLAHOMA*	-	-	-	-	-	-	-	
TENNESSEE*	-	-	-	-	-	-	-	
at Florida*	-	-	-	-	-	-	-	
GEORGIA*	-	-	-	-	-	-	-	
at Auburn*	-	-	-	-	-	-	-	
at South Carolina*	-	-	-	-	-	-	-	
VANDERBILT*	-	-	-	-	-	-	-	
at Texas A&M*	-	-	-	-	-	-	-	
FLORIDA*	-	-	-	-	-	-	-	
BIGGEST/MOST	-	-	-	-	-	-	-	
TOTALS						0:00	0:00	

bet in the Adriatic League, averaging 11.0 points, 7.4 rebounds, 1.5 assists and 1.0 steals| Played at the 2022 U18 Euro Championships averaging 11.3 points, 11.0 rebounds and 2.4 assists per game in seven outings

- **Collin Chandler, Sophomore, Guard:** Saw action in 30 games during his freshman campaign| Hit a 3-pointer in each of the team's final seven games| Logged 60 of his 82 points over the final 11 games of the season for an average of 5.5 points per game
- **Trent Noah, Sophomore, Forward:** Appeared in 24 games during debut season| Averaged 2.7 points and 1.9 rebounds per game| Was key in home win over Tennessee, finishing with a season-best 11 points while hitting three 3s in the game. He became just the third player in program history to connect on three or more 3s off the bench against an AP Top 5 opponent
- **Brandon Garrison, Junior, Forward:** Averaged 5.9 points, 3.9 rebounds and 1.9 assists per game as a sophomore| Recorded nine games with three or more assists and had three games with three or more steals| Had a season-high 15 points, four assists, three steals and two boards in the home finale against LSU
- **Jaland Lowe, Junior, Guard:** Preseason Third-Team All-SEC by media| Led Pitt in scoring at 16.8 points per game and was one of eight players in Division I to average at least 16.5 points, 4.0 rebounds and 5.5 assists | Recorded sixth triple-double in Pitt history with 11 points, 10 rebounds and 10 assists vs. VMI
- **Jayden Quintance, Sophomore, Forward:** Started all 24 games in which he played with Arizona State as a freshman, averaging 9.4 points, 7.9 rebounds, 2.6 blocks and 1.5 assists while shooting 52.5 percent from the field| Big 12 All-Freshman Team and Big 12 All-Defensive Team selection | Set Arizona State freshman records for total blocked shots (63) and rebounds per game (7.9)
- **Braydon Hawthorne, Freshman, Forward:** Consensus four-star prospect ranked the No. 33 overall player in the final class of 2025 rankings by 247Sports| Played his final high school season at Huntington Prep, averaging 23.5 points, 6.0 rebounds and 4.0 assists per game
- **Mo Dioubate, Junior, Forward:** Played in all 37 games for Alabama, helping the team reach the Elite Eight as a No. 2 seed as a sophomore| Averaged 7.2 points, 5.9 rebounds and 1.1 assists per game | Recorded six double-doubles, including four against SEC opponents
- **Malachi Moreno, Freshman, Center:** Attended Great Crossing High School where he earned Mr. Kentucky Basketball honors after leading school to state title as a senior| Averaged 21.5 points, 14.9 rebounds, 3.6 blocks and 3.5 assists during senior season| McDonald's All-American
- **Reece Potter, Junior, Forward:** Appeared in 30 games for the RedHawks as a sophomore and averaged 6.5 points and 3.7 rebounds| Tallied 15 points and eight rebounds in the opening game of the Mid-American Conference Tournament against Eastern Michigan| Had 21 blocked shots on the season

Defying the Analytics

The first major analytics-driven college basketball site dates back to 2005 by Ken Pomeroy. KenPom has charted teams' offensive and defensive efficiency for 20 seasons now, and in eight of the 10 years of Mark Pope's head coaching career, he has outperformed Pomeroy's metrics.

Pope has exceeded rankings in every year but two, including his first season in Lexington. Last season, the Cats began the year as Pomeroy's No. 43 team, ultimately finishing the season at No. 16 overall, including rating as the No. 10 most efficient offensive unit. Below is a snapshot of the career preseason vs. end of season rankings by KenPom for Pope-coached squads.

Team	Preseason Rankings	Final Ranking
24-25 (UK)	43	16
23-24 (BYU)	36	18
22-23 (BYU)	44	77
21-22 (BYU)	38	58
20-21 (BYU)	88	20
19-20 (BYU)	71	13
18-19 (UV)	158	104
17-18 (UV)	166	92
16-17 (UV)	321	147
15-16 (UV)	328	283

Toppling the Top 25

Todd Golden (Florida) - 18
Dennis Gates (Missouri) - 11
Chris Jans (Mississippi State) - 10
Mark Pope (Kentucky) - 8
Nate Oats (Alabama) - 8

Some notable UK records:

Total 3's Made in a Season	Avg. 3's made per game	1. 2024-25 (341)
1. 1989-90 (10.04)		
2. 1992-93 (340)	2. 1992-93 (10.0)	
3. 2003-24 (327)	3. 2023-24 (9.91)	
4. 1991-92 (317)	4. 2024-25 (9.47)	
5. 1993-94 (301)	5. 1993-94 (8.85)	

A list of highlights from last year's breakthrough season:

- He set career bests in points per game (16.2), rebounds per game (4.7), assists per game

- (1.7), steals per game (1.6), blocks per game (0.5) and free-throw percentage (.776)
- Prior to the 2024-25 season, Owhe had only scored in double figures 22 times in his two-year career at Oklahoma and he then topped double figures in 33 of the team's 36 games
- He was at his best after the break. In first halves of games in 2024-25, Owhe averaged 6.0 points per game on 44.4% shooting, while after halftime he totaled a team-high 10.2 points per game and shot at a 54.1% rate. He also made 20 of 45 (44.4%) of his 3-point shots in the second frame.
- Oweh had multiple steals in 19 games
- During the NCAA Tournament, Owhe averaged a team-best 16.0 points per game
- In his first career NCAA Tournament appearance, Owhe poured in 20 points and added eight rebounds and a career-high six assists in a win over Troy
- Oweh became the first player this century to score the game-winning basket in multiple one-point victories against the same opponent in a single season when he hit a buzzer-beater in the win over Oklahoma in the SEC Tournament. Owhe scored 27 total points (his second-highest output of the season, second only to the 28 he scored in the first meeting). Sixteen came after halftime, while he also added a career-best five assists
- In the regular-season finale against Mizzou, Owhe scored 20 of his 22 points in the second half to help lead the Wildcats past the Tigers. He also had three steals in the game
- Oweh poured in 24 points on 9-of-11 shooting, while adding a team-high eight steals and three steals in a win over LSU
- The Newark, New Jersey, native scored 21 of the team's final 23 points, including each of the final 18 and the game-winner with just six seconds to go in a career performance at Oklahoma. Making it even more special was Owhe having played his first two seasons in Norman. Owhe produced a career-high 28 points, while also generating the game-clinching blocked shot in the final second.
- Oweh had team highs in points (13), rebounds (6) and blocks (2) in the upset of No. 5 Tennessee at home
- He scored 15 of his game-high 17 points in the second half vs. South Carolina to lead Kentucky to its largest margin of victory in SEC play
- Oweh scored 20 points in back-to-back games for the first time in his collegiate career. He tallied 21 points against Alabama on Jan. 18, and followed that up with another 21 on Jan. 25 at Vanderbilt. He repeated consecutive 20-point outings with 20 at Texas and 20 in the home win over Vanderbilt
- On the road at Vanderbilt, Owhe posted the second double-double of his career, finishing with 21 points and a career-high 12 rebounds
- In the home win against No. 6 Florida, Owhe scored 16 points, including 10 during a key 16-0 run in the first half that took Kentucky from 11 points down to a five-point advantage
- Oweh was stellar over the stretch in Kentucky's upset of Duke. In the final minute of

	Opponent Rank																												
Kentucky (RK)	1	2	3	4	5	6	7	8	9	10	11	12	13	14	15	16	17	18	19	20	21	22	23	24	25	RV	NR	TOTAL	
1	-	3-1	0-2	6-1	4-1	2-1	2-0	3-0	5-1	0-1	1-2	0-1	2-0	2-0	0-0	3-0	1-0	3-0	2-0	1-0	4-1	1-0	0-0	0-0	0-1	1-0	175-18	221-31	
2	2-2	-	4-2	0-2	3-2	2-1	3-1	2-2	4-1	1-0	2-1	4-0	2-0	0-1	2-0	3-0	1-0	2-0	2-1	2-1	1-0	1-0	0-0	0-0	0-0	0-0	157-10	200-27	
3	0-1	1-3	-	4-0	2-2	1-3	1-1	0-0	3-1	0-0	0-1	1-0	0-0	2-0	0-0	1-0	0-0	2-0	0-1	3-2	0-0	0-0	0-0	0-0	0-0	0-0	133-18	154-33	
4	0-0	0-2	0-1	-	0-0	0-1	2-2	0-2	0-0	1-0	0-0	0-0	1-0	2-2	0-0	0-1	0-0	0-0	0-0	0-0	0-0	1-0	0-1	1-0	3-0	1-2	73-18	85-32	
5	3-0	2-0	2-0	2-0	-	0-1	1-0	1-1	0-2	3-0	2-1	1-0	3-0	0-0	0-1	2-0	0-0	0-0	2-1	1-0	1-0	0-0	0-0	1-0	0-0	2-0	92-9	121-16	
6	1-1	1-0	1-0	0-0	1-1	-	1-0	1-0	0-0	1-2	0-0	0-0	1-0	2-0	0-0	1-0	1-0	0-1	0-0	1-0	0-0	1-0	0-0	1-0	0-0	2-1	63-12	80-18	
7	0-1	0-0	0-0	1-2	2-0	3-0	-	0-0	0-0	0-0	2-0	0-0	1-1	1-2	2-1	1-0	0-0	3-1	2-0	1-1	0-1	0-0	1-0	0-0	0-0	0-0	48-15	68-25	
8	0-1	0-3	0-0	0-2	1-0	0-0	1-2	-	1-2	1-0	1-0	2-0	2-2	1-1	2-0	0-0	1-0	0-0	0-0	0-0	1-0	2-0	1-0	1-1	1-0	3-0	67-13	89-27	
9	0-0	1-0	0-0	0-2	1-0	0-0	1-2	1-0	-	0-0	0-0	0-0	2-0	0-0	0-0	1-0	1-0	1-0	1-0	0-0	1-0	0-0	1-0	1-0	1-0	0-1	65-12	79-17	
10	1-0	0-0	0-1	0-0	2-2	1-0	1-0	0-1	0-1	-	0-0	0-0	0-1	1-1	0-0	0-0	1-0	0-0	0-1	0-0	0-1	0-0	0-0	0-0	0-0	3-1	55-11	65-21	
11	1-0	0-0	0-0	0-0	1-0	0-0	1-0	2-1	0-1	0-0	-	0-1	1-1	0-0	0-0	0-0	0-1	1-1	0-0	0-0	0-0	2-0	0-0	1-0	0-1	0-0	35-6	45-13	
12	0-0	0-2	0-0	0-0	2-0	0-0	0-0	2-0	0-0	2-0	0-0	-	0-0	1-0	0-0	1-0	1-1	0-0	0-0	0-0	0-1	0-0	0-0	0-1	0-0	1-0	28-8	38-13	
13	0-0	1-0	1-1	0-0	0-0	0-0	0-0	0-0	0-0	0-1	0-0	0-0	-	0-0	1-0	0-1	0-1	0-0	0-0	0-0	0-0	0-0	0-1	1-0	0-0	1-0	23-6	28-11	
14	0-1	0-0	0-1	1-0	0-0	1-0	0-0	0-0	2-0	0-0	0-0	0-0	0-0	-	0-0	1-0	0-0	0-0	0-0	0-0	0-0	1-0	0-0	0-0	0-1	0-1	18-3	24-7	
15	0-0	0-0	0-1	1-1	1-1	0-1	0-0	0-0	1-0	0-0	0-0	1-0	0-0	1-0	-	0-0	0-0	1-2	0-0	1-0	0-0	0-0	0-0	0-0	0-0	0-0	24-3	30-8	
16	0-0	0-0	0-0	0-1	0-0	0-1	0-0	0-0	0-0	1-0	0-0	0-0	0-0	1-0	0-0	-	1-0	0-0	0-0	0-0	0-1	0-0	0-0	0-0	0-0	3-0	22-2	28-5	
17	0-2	0-0	0-0	0-1	0-0	0-1	0-0	0-0	0-0	0-0	0-0	0-0	2-																



NOTES

- action, he was 4 of 4 from the line, while generating a game-changing steal and an offensive rebound
- Against Louisville, he scored nine of his 17 points over the final two minutes of action
 - All 11 of his points came after halftime in the win over Texas A&M. He also had three steals
 - In a loss to Ohio State, Oweh was a perfect 13 of 13 from the free-throw line. That tied for the fifth-best single-game performance in program history. Four players have gone 14 of 14 from the charity stripe
 - He poured in a career-high 24 points in the road game at Ole Miss. Oweh also chipped in with six rebounds and was a perfect 6 of 6 from the line
 - Oweh scored in double-figures in Kentucky's first 26 games of the season, marking the longest streak of double-digit scoring by a Wildcat since Malik Monk did so in 30 consecutive games during the 2016-17 season

S-E-C! S-E-C! S-E-C!

- Kentucky is the Southeastern Conference's gold standard. Since the SEC's inception in 1932-33, the Wildcats are the most dominant team in the league, recording a 1,069-316 mark (77.2%) in regular-season conference play. Only Alabama and Tennessee have won more than 800 regular-season SEC games and no other team owns a better winning percentage.
- UK has averaged 11.6 wins and only 3.4 losses per season in 92 seasons in the SEC
 - Kentucky has won 49 SEC regular-season titles and 31 SEC Tournament championships
 - UK won its 1,000th game in SEC regular-season action vs. Alabama on Jan. 11, 2020. Kansas has won 1,000 conference games when combining its records in the Big 6, Big 7, Big 8 and Big 12, but no other team in the country had won 1,000 or more regular-season league games in one conference alone
 - Fourteen teams made the 2025 NCAA Tournament field, the most from any conference all-time
 - The league has advanced at least one team to the Elite Eight in 11 of the last 14 tournaments
 - Seven teams from the SEC made the Sweet 16, a new NCAA Tournament record for most teams by a conference
 - The SEC sent four teams to the Elite Eight, the first time the league has done so, joining the 2009 Big East and the 2016 ACC as the only conferences to accomplish the feat
 - Two SEC teams faced each other in the Final Four for the first time
 - The SEC's 22 NCAA Tournament wins broke the ACC's record of 19 in 2019

Gone Portalin'

- Kentucky made several important additions through the transfer portal this offseason, adding a total of six players. Notably, the Wildcats added a pair of players with SEC experience in Denzel Aberdeern, a national champion at Florida last season, and Mouhamed Dioubate, who twice reached the Elite Eight with Alabama.
- The Wildcats also picked up a big man firmly on NBA draft radars in Jayden Quaintance, who will now suit up for the Cats after initially committing to UK out of high school before spending his freshman season at Arizona State.
- The Wildcats added point guard Jaland Lowe, a third team All-ACC selection at Pitt who averaged 16.8 points per game for the Panthers last season, as well as Kam Williams from Tulane, a lengthy wing who shot over 40 percent from deep as a freshman.
- Reece Potter, a 7-footer who originally hails from Lexington and played his first two seasons at Miami (OH), rounds out Kentucky's transfer class.
- According to ESPN, the Wildcats added the second most transfer talent in the country this offseason, and, when you factor in transfer talent lost, the Wildcats rank tied for first in terms of their net gain for the transfer portal, alongside St. John's.
- On3 ranked Kentucky's transfer portal performance as the second-best in the country, while 247Sports had the Cats fifth.

Instate Freshmen

- Kentucky's freshman class includes two of the highest rated instate prospects in the modern era in Jasper Johnson and Malachi Moreno, both consensus top-30 prospects in the class of 2025.
- Johnson boasts deep ties to UK as his father and uncle both played football at the University of Kentucky, while his grandfather worked in athletics administration for eight years. The youngest Johnson began his high school career at Woodford Country High School in Versailles, Ky., where he was a dual-sport athlete in football and basketball. He transitioned to focus on basketball ahead of his junior year, transferring to Link Academy in Missouri for one season, and then to Overtime Elite for his senior year of high school.
- Moreno played his high school ball at Great Crossing in Georgetown, Ky., just a half hour from campus. He won Mr. Kentucky Basketball in 2025 and helped lead his team to the high school state championship while averaging 21.5 points, 14.9 rebounds, 3.6 blocks and 3.5 assists. Moreno was named a McDonald's All-American.
- Both Moreno and Johnson were a part of the USA Basketball U19 National Team Training Camp this summer, with Johnson going on to play for Team USA and win a gold medal at the FIBA U19 Men's World Cup in Switzerland.

UK Ranked in AP Top 10 to Begin the Season

- Mark Pope's squad will begin the season ranked No. 9 in the Associated Press Top 25
- This is the 58th time in program history that the Wildcats are among the top-rated teams to open the season in 65 preseason AP polls.
 - Kentucky leads all programs with 992 appearances in the weekly AP poll, which is in its 77th season.
 - Ten Kentucky opponents enter the 2025-26 season ranked in the AP Top 25, including four nonconference foes (St. John's, Louisville, Gonzaga and North Carolina)
 - A nation-tying six Southeastern Conference squads begin the season ranked, while a nation-leading six more are receiving votes

Associated Press Poll All-Time Leader

- Not only is Kentucky the nation's all-time wins leader and the team with the best all-time winning percentage, it has been ranked in the Associated Press more than any other program.
- Kentucky has been ranked in the AP poll during 992 weeks in the poll's 77-year history. North Carolina (963), Duke (915), Kansas (879) and UCLA (745) round out the top five.
- The Wildcats were ranked No. 1 for the first time in the second month of the poll in Feb. 1949. UK has played a total of 252 games as the nation's top-ranked team.
- The Nov. 18, 2024 jump from No. 19 to No. 9 was the largest single-week rise for Kentucky in program history (10 spots). The previous record was a nine-spot jump accomplished in February of 2001.

Wildcats Start Season at No. 9 in Coaches' Poll

- Kentucky men's basketball begins the quest for national championship number nine at No. 9 in the preseason USA Today Coaches' Poll .
- Kentucky has flaunted a preseason coaches' poll ranking 60 times dating back to the inaugural poll in 1950.

Points Per Possession		
Game	Off. PPP	Def. PPP
NICHOLLS	-	-
VALPARAISO	-	-
at Louisville	-	-
EASTERN ILLINOIS	-	-
vs. Michigan State	-	-
LOYOLA (MD.)	-	-
TENNESSEE TECH	-	-
NORTH CAROLINA	-	-
vs. Gonzaga	-	-
NC CENTRAL	-	-
INDIANA	-	-
vs. St. John's	-	-
BELLARMINE	-	-
at Alabama*	-	-
MISSOURI*	-	-
MISSISSIPPI STATE*	-	-
at LSU*	-	-
at Tennessee*	-	-
TEXAS*	-	-
OLE MISS*	-	-
at Vanderbilt*	-	-
at Arkansas*	-	-
OKLAHOMA*	-	-
TENNESSEE*	-	-
at Florida*	-	-
GEORGIA*	-	-
at Auburn*	-	-
at South Carolina*	-	-
VANDERBILT*	-	-
at Texas A&M*	-	-
FLORIDA*	-	-
Overall		
UK offensive high -		
UK offensive SEC high -		
UK offensive postseason high -		
UK offensive low -		
UK offensive SEC low -		
UK offensive postseason low -		
Opp. offensive high -		
Opp. SEC high -		
Opp. postseason high -		
Opp. offensive low -		
Opp. SEC low -		
Opp. postseason low -		



NOTES

- The Cats have made 977 total appearances in the rankings, which are in their 76th season of existence
- Ten Kentucky opponents enter the 2025-26 season ranked in the Coaches Poll Top 25, including three inside the top 10 (Florida, St. John's, Louisville)
- Six Southeastern Conference squads begin the season ranked, tied for the most in the nation, while four more are receiving votes

Kentucky Boasts Nation-Leading 27 Players on NBA Opening-Day Rosters

The 2025-26 NBA season tipped off on Oct. 21st and Kentucky men's basketball continued its extensive presence with a nation-leading 27 players featured on opening day rosters across the league. It marks the 14th consecutive season in which Kentucky has set the benchmark for alumni in The Association.

The total of 27 players is based off the NBA's official opening-day roster list and includes all two-way and inactive players. UK is represented on 20 NBA franchises, with seven teams featuring multiple Wildcats on their rosters. The Phoenix Suns lead the league with three UK products, while the Dallas Mavericks, Miami Heat, Minnesota Timberwolves, Oklahoma City Thunder, Philadelphia 76ers and San Antonio Spurs each have two.

Two Cats from the 2024-25 Kentucky Wildcats earned spots in the NBA to begin the season including Koby Brea on the Phoenix Suns and Amari Williams on the Boston Celtics.

Kentucky's decorated NBA group is coming off a highly successful 2024-25 season. Shai Gilgeous-Alexander became the first Kentucky men's basketball product to capture the NBA Most Valuable Player award on his way to leading the Oklahoma City Thunder to an NBA Championship alongside Cason Wallace. Gilgeous-Alexander was joined by Karl-Anthony Towns as an All-NBA performer. Those two, along with Anthony Davis and Tyler Herro, were selected as NBA All-Stars.

Wildcats in the NBA (27)

Bam Adebayo – Miami Heat	Devin Booker – Phoenix Suns
Koby Brea – Phoenix Suns	Anthony Davis – Los Angeles Lakers
Rob Dillingham – Minnesota Timberwolves	Justin Edwards – Philadelphia 76ers
De'Aaron Fox – San Antonio Spurs	Shai Gilgeous-Alexander – OKC Thunder
Tyler Herro – Miami Heat	Isaiah Jackson – Indiana Pacers
Keldon Johnson – San Antonio Spurs	Tyrese Maxey – Philadelphia 76ers
Malik Monk – Sacramento Kings	Jamal Murray – Denver Nuggets
Immanuel Quickley – Toronto Raptors	Julius Randle – Minnesota Timberwolves
Antonio Reeves – Charlotte Hornets	Nick Richards – Phoenix Suns
Shaedon Sharpe – Portland Trail Blazers	Reed Sheppard – Houston Rockets
Jacob Toppin – Atlanta Hawks	Karl-Anthony Towns – New York Knicks
Oscar Tshiebwé – Utah Jazz	Jarred Vanderbilt – Los Angeles Lakers
Cason Wallace – OKC Thunder	PJ Washington – Dallas Mavericks
Amari Williams – Boston Celtics	

Learn More About the Cats

Meet the Cats with BBN Tonight



Summer Recap



Ronald McDonald House Visit




Team Bowling



Pope's Gambit, Chess & Basketball



I Know Ball by UKSN



Clutch Free Throws

Free throws during a two-possession game (six points or less) at any point with 3:00 or less to play or overtime:

Player	FTs	Pct.
Kentucky	0-0	.000

All-Time Winningest Schools

SCHOOL	WINS
1. Kentucky	2,422
2. Kansas	2,414
3. North Carolina	2,395
4. Duke	2,335
5. UCLA	2,025
6. Temple	2,010
7. Syracuse	2,007
8. Notre Dame	1,978
9. St. John's	1,973
10. Purdue	1,953

*entering the 2025-26 season

Week-by-Week Rankings

Week	AP	Coaches	NET	KenPom
Nov. 3	9	9	-	4
Nov. 10				
Nov. 17				
Nov. 24				
Dec. 1				
Dec. 8				
Dec. 15				
Dec. 22				
Dec. 29				
Jan. 5				
Jan. 12				
Jan. 19				
Jan. 26				
Feb. 2				
Feb. 9				
Feb. 16				
Feb. 23				
Mar. 2				
Mar. 9				
Mar. 16				
Mar. 23				
Mar. 30				



KENTUCKY BY THE NUMBERS

Date	Opponent	Result	Points	Rebounds	Assists	Steals	Blocks
N. 4	NICHOLLS ¹						
N. 7	VALPARAISO ¹						
N. 11	at Louisville						
N. 14	EASTERN ILLINOIS ¹						
N. 18	vs. Michigan State ²						
N. 21	LOYOLA (MD.)						
N. 26	TENNESSEE TECH						
D. 2	NORTH CAROLINA ³						
D. 5	vs. Gonzaga ⁴						
D. 9	NC CENTRAL						
D. 13	INDIANA						
D. 20	vs. St. John's ⁵						
D. 23	BELLARMINE						
J. 3	at Alabama [*]						
J. 7	MISSOURI [*]						
J. 10	MISSISSIPPI STATE [*]						
J. 14	at LSU [*]						
J. 17	at Tennessee [*]						
J. 21	TEXAS [*]						
J. 24	OLE MISS [*]						
J. 27	at Vanderbilt [*]						
J. 31	at Arkansas [*]						
F. 4	OKLAHOMA [*]						
F. 7	TENNESSEE [*]						
F. 14	at Florida [*]						
F. 17	GEORGIA [*]						
F. 21	at Auburn [*]						
F. 24	at South Carolina [*]						
F. 28	VANDERBILT [*]						
M. 3	at Texas A&M [*]						
M. 7	FLORIDA [*]						

All home games in **BOLD CAPS**
*SEC game, ^game high
1 - BBN United Tipoff Classic (Rupp Arena | Lexington, Ky.)
2 - Champions Classic (Madison Square Garden | New York)
3 - ACC/SEC Challenge (Rupp Arena | Lexington, Ky.)
4 - Bridgestone Arena | Nashville, Tenn.
5 - CBS Sports Classic (State Farm Arena | Atlanta)
6 - SEC Tournament (Bridgestone Arena | Nashville, Tenn.)

Times Led	Times Led	Times Led	Times Led	Times Led
-	-	-	-	-



Game Leaders							Games With ...							
No.	Name	Points	Rebounds	Blocks	Assists	Steals	10+ Pts	20+ Pts	10+ Rebs	3+ Assts	3+ Blks	3+ Stls	3+ 3s	Double-Double
00	Otega Oweh*	0 (20)	0 (7)	0 (19)	0 (4)	0 (47)	0 (55)	0 (16)	0 (2)	0 (13)	0 (0)	0 (18)	0 (1)	0 (2)
1	Denzel Aberdeen*	0 (3)	0 (0)	0 (1)	0 (2)	0 (6)	0 (13)	0 (3)	0 (0)	0 (8)	0 (0)	0 (2)	0 (3)	0 (0)
2	Jasper Johnson	0 (0)	0 (0)	0 (0)	0 (0)	0 (0)	0 (0)	0 (0)	0 (0)	0 (0)	0 (0)	0 (0)	0 (1)	0 (0)
3	Kam Williams*	0 (2)	0 (6)	0 (13)	0 (2)	0 (16)	0 (14)	0 (1)	0 (2)	0 (5)	0 (3)	0 (6)	0 (9)	0 (1)
4	Andrija Jelavic	0 (0)	0 (0)	0 (0)	0 (0)	0 (0)	0 (0)	0 (0)	0 (0)	0 (0)	0 (0)	0 (0)	0 (0)	0 (0)
5	Collin Chandler	0 (0)	0 (0)	0 (0)	0 (0)	0 (7)	0 (1)	0 (0)	0 (0)	0 (2)	0 (0)	0 (1)	0 (1)	0 (0)
9	Trent Noah	0 (0)	0 (0)	0 (0)	0 (0)	0 (1)	0 (1)	0 (0)	0 (0)	0 (0)	0 (0)	0 (0)	0 (1)	0 (0)
10	Brandon Garrison*	0 (2)	0 (15)	0 (28)	0 (5)	0 (17)	0 (17)	0 (3)	0 (2)	0 (14)	0 (9)	0 (4)	0 (0)	0 (1)
11	Walker Horn	0 (0)	0 (0)	0 (0)	0 (0)	0 (0)	0 (0)	0 (0)	0 (0)	0 (0)	0 (0)	0 (0)	0 (0)	0 (0)
15	Jaland Lowe*	0 (17)	0 (6)	0 (4)	0 (41)	0 (19)	0 (43)	0 (12)	0 (2)	0 (46)	0 (0)	0 (9)	0 (4)	0 (2)
20	Zach Tow	0 (0)	0 (0)	0 (0)	0 (0)	0 (0)	0 (0)	0 (0)	0 (0)	0 (0)	0 (0)	0 (0)	0 (0)	0 (0)
21	Jayden Quaintance*	0 (2)	0 (16)	0 (19)	0 (2)	0 (10)	0 (11)	0 (1)	0 (9)	0 (4)	0 (11)	0 (3)	0 (0)	0 (6)
22	Braydon Hawthorne	0 (0)	0 (0)	0 (0)	0 (0)	0 (0)	0 (0)	0 (0)	0 (0)	0 (0)	0 (0)	0 (0)	0 (0)	0 (0)
23	Mo Dioubate*	0 (1)	0 (11)	0 (14)	0 (1)	0 (12)	0 (15)	0 (1)	0 (7)	0 (3)	0 (3)	0 (2)	0 (1)	0 (6)
24	Malachi Moreno	0 (0)	0 (0)	0 (0)	0 (0)	0 (0)	0 (0)	0 (0)	0 (0)	0 (0)	0 (0)	0 (0)	0 (0)	0 (0)
33	Reece Potter*	0 (3)	0 (3)	0 (14)	0 (2)	0 (5)	0 (11)	0 (0)	0 (0)	0 (6)	0 (2)	0 (1)	0 (2)	0 (0)

Starting Lineups						
Guard	Guard	G/F	Forward	Forward	Games	W-L

Miscellaneous

Charges Drawn
First Sub
5-Second Violations
Kentucky - 0
Opponent - 0
10-Second Violations
Kentucky - 0
Opponent - 0
Shot-Clock Violations Forced
Kentucky - 0
Opponent - 0
Tipoffs (including OT)
Kentucky - 0
Opponent - 0
3-Point Plays

4-Point Plays

Kentucky's Record When ...		
Kentucky Record	All	SEC
Leading at halftime:	0-0	0-0
Tied at the half:	0-0	0-0
Trailing at halftime:	0-0	0-0
Shoot 50% or better:	0-0	0-0
Shoot less than 50%:	0-0	0-0
Shoot higher % than opp.:	0-0	0-0
Shoot lower % than opp.:	0-0	0-0
Opp. shoot worse than 40%:	0-0	0-0
Opp. shoot 40% or higher:	0-0	0-0
Score less than 60 points:	0-0	0-0
Score 60-69 points:	0-0	0-0
Score 70-79 points:	0-0	0-0
Score 80-89 points:	0-0	0-0
Score 90-99 points:	0-0	0-0
Score 100+ points:	0-0	0-0
Opp. score less than 60 pts.:	0-0	0-0
Opp. score 60-69 pts.:	0-0	0-0
Opp. score 70-79 pts.:	0-0	0-0
Opp. score 80-89 points:	0-0	0-0
Opp. score 90-99 points:	0-0	0-0
Opp. score 100+ points:	0-0	0-0
Outrebounded opponent:	0-0	0-0
Outrebounded by opponent:	0-0	0-0
Equal number of rebounds:	0-0	0-0
Fewer turnovers than opp.:	0-0	0-0
Same turnovers as opp.:	0-0	0-0
More turnovers than opp.:	0-0	0-0
Make 10 or more 3-pointers:	0-0	0-0
Make 9 or fewer 3-pointers:	0-0	0-0
Games decided by 5 or fewer:	0-0	0-0
Overtime games:	0-0	0-0

Dunk Tracker		
Player	Dunks in 2025-26	Dunks in Career
Otega Oweh	-	79
Brandon Garrison	-	44
Jayden Quaintance	-	33
Reece Potter	-	23
Mouhamed Dioubate	-	16
Denzel Aberdeen	-	10
Kam Williams	-	10
Jaland Lowe	-	1

Fast Facts	
Shooting Percentage	-
Avg. Assists Per Game	-
Points Off Turnovers	-
Second-Chance Points	-
Points in the Paint	-
Fast Break Points	-
Bench Points	-
Points Per Possession	-
Avg. Time of Possession	-

First Points of the Game				
Player	Dunk/Layup	Jumper	3PT	FT

THE LAST TIME UK ...

INDIVIDUALS

SCORING

Scored 25 points: Otega Owheh (27), vs. Oklahoma, 3/13/25
Scored 30 points: Lamont Butler (33), vs. LOUISVILLE, 12/14/24
Scored 35 Points: Rob Dillingham (35) vs. TENNESSEE, 2/3/24
Scored 40 points: Malik Monk (47) vs. North Carolina, 12/17/16
Scored 45 points: Malik Monk (47) vs. North Carolina, 12/17/16
Scored 50 points: Jodie Meeks (54) at Tennessee, 1/13/09
Scored 55 points: Never
Two players had 20 points: Otega Owheh (27), Koby Brea (22) vs. Oklahoma 3/13/25
Three players had 20 points: Tre Mitchell (22), D.J. Wagner (22) and Antonio Reeves (20) vs. SAINT JOSEPH'S, 11/20/23
Two players had 30 points: Patrick Patterson (33) and Jodie Meeks (32) vs. TENNESSEE STATE, 12/22/08
Scored 20 points in two straight games: Otega Owheh (3), 3/4/25-3/13/25
Scored 20 points in three straight games: Otega Owheh (3), 3/4/25-3/13/25
Scored 20 points in four straight games: Antonio Reeves (7), 2/17/24-3/9/24
Scored 20 points in five straight games: Antonio Reeves (7), 2/17/24-3/9/24
Scored 20 points in six straight games: Antonio Reeves (7), 2/17/24-3/9/24
Scored 20 points in seven straight games: Antonio Reeves (7), 2/17/24-3/9/24
Scored 20 points in eight straight games: Jamal Murray (12), 2/2/16 - 3/12/16
Scored 20 points in nine straight games: Jamal Murray (12), 2/2/16 - 3/12/16
Scored 20 points in 10 straight games: Jamal Murray (12), 2/2/16 - 3/12/16
Scored 20 points in 11 straight games: Jamal Murray (12), 2/2/16 - 3/12/16
Scored 20 points in 12 straight games: Jamal Murray (12), 2/2/16 - 3/12/16
Scored 20 points in 15 straight games: Dan Issel (18), 12/1/69 - 2/7/70
Scored 25 points in two straight games: Antonio Reeves (2) 12/23/23 - 12/29/23
Scored 25 points in three straight games: Tayshaun Prince (3), 3/11/01-3/17/01
Scored 30 points in two straight games: Jodie Meeks vs. Appalachian State (46), 12/20/08; vs. TENNESSEE STATE (32), 12/22/08
Scored 30 points in three straight games: Dan Issel (6) 2/14/70 - 3/2/70
Scored in double figures in 10 straight games: Otega Owheh (26), 11/4/24-2/19/25
Scored in double figures in 15 straight games: Otega Owheh (26), 11/4/24-2/19/25
Scored in double figures in 20 straight games: Otega Owheh (26), 11/4/24-2/19/25
Scored in double figures in 25 straight games: Otega Owheh (26), 11/4/24-2/19/25
Scored in double figures in 30 straight games: Malik Monk (30), 11/11/16-2/28/17
Scored in double figures in 33 straight games: Jamal Murray (34), 11/17/15 - 3/19/16
Scored in double figures in 34 straight games: Jamal Murray (34), 11/17/15 - 3/19/16
Scored in double figures in 35 straight games: Kenny Walker (36), 11/14/85 - 3/22/86
Five players scored in double figures: Otega Owheh (24), Jaxson Robinson (18), Amari Williams (12), Koby Brea (10), Andrew Carr (10) at Ole Miss, 2/4/25
Six players scored in double figures: Otega Owheh (21), Lamont Butler (17), Amari Williams (13), Jaxson Robinson (11), Brandon Garrison (11), Koby Brea (10), Ansley Almonor (10), ALABAMA, 1/18/25
Seven players scored in double figures: Otega Owheh (21), Lamont Butler (17), Amari Williams (13), Jaxson Robinson (11), Brandon Garrison (11), Koby Brea (10), Ansley Almonor (10), ALABAMA, 1/18/25
Four players with 15 or more points: Koby Brea (23), Lamont Butler (19), Otega Owheh (16), Amari Williams (15), FLORIDA, 1/4/25

DOUBLE-DOUBLES

Double-double: Andrew Carr (16 points, 12 rebounds) at Missouri, 3/8/25
Triple-double: Amari Williams (22 points, 11 rebounds, 10 assists), at Ole Miss, 2/4/25
20-10 (rebs) game: Amari Williams (22 points, 11 rebounds), ARKANSAS, 2/1/25
20-10 (assts) game: De'Aaron Fox (24 points, 10 assists) vs. North Carolina, 12/17/16

20-15 game: Oscar Tshiebwe (25 points, 18 rebounds) vs. Kansas State, 3/19/23
20-20 game: Oscar Tshiebwe (21 points, 20 rebounds), vs. VANDERBILT, 3/1/23
30-10 game: Oscar Tshiebwe (37 points, 24 rebounds) vs. GEORGIA, 1/17/23
30-15 game: Oscar Tshiebwe (37 points, 24 rebounds) vs. GEORGIA, 1/17/23
30-20 game: Oscar Tshiebwe (37 points, 24 rebounds) vs. GEORGIA, 1/17/23
40-30 game: Bill Spivey (40 points, 34 rebounds) vs. XAVIER, 2/13/51
Back-to-back 20-10 games: Oscar Tshiebwe (22 p, 17 r) vs. AUBURN, 2/25/23; (21 p, 20 r) vs. VANDERBILT, 1/3/23
Three straight 20-10 games: Julius Randle (23 p, 16 r) vs. UNC ASHEVILLE, 11/8/13; (22 p, 14 r) vs. NORTHERN KENTUCKY, 11/10/13; (27 p, 13 r) vs. Michigan State, 11/12/13
Double-double in points and rebs.: Andrew Carr (16 points, 12 rebounds) at Missouri, 3/8/25
Double-double in points and assists: Amari Williams (22 points, 11 rebounds, 10 assists), at Ole Miss, 2/4/25
Double-double in points and blocks: Never
Double-double in points and steals: Never
Double-double in two consecutive games: Amari Williams (3) 1/28/25-2/4/25
Double-double in three consecutive games: Amari Williams (3) 1/28/25-2/4/25
Double-double in four consecutive games: Oscar Tshiebwe (4) 2/25/23-3/10/23
Double-double in five consecutive games: Oscar Tshiebwe (17) 1/19/22-11/15/22
Double-double in 10 consecutive games: Oscar Tshiebwe (17) 1/19/22-11/15/22
Double-double in 15 consecutive games: Oscar Tshiebwe (17) 1/19/22-11/15/22
Two players record double-doubles: Tre Mitchell (18 points, 12 rebounds), Reed Sheppard (11 points, 11 assists) at Louisville, 12/21/23
Three players record double-doubles: PJ Washington (20 points, 13 rebounds), Reid Travis (18 points, 12 rebounds), Keldon Johnson (15 points, 10 rebounds) vs. KANSAS, 1/26/19
Four players record double-doubles: Jack Givens (30 pts, 13 rebs), Kyle Macy (16 pts, 10 assts), Mike Phillips (22 pts, 18 rebs), Rick Robey (23 pts, 13 rebs) vs. SMU 11/26/77
Five players record double-doubles: Never

FIELD GOALS

Made 12 FG in a game: Otega Owheh (12) at Oklahoma, 2/26/25
Made 15 FG in a game: Malik Monk (18) vs. North Carolina, 12/17/16
Made 16 FG in a game: Malik Monk (18) vs. North Carolina, 12/17/16
Made 17 FG in a game: Malik Monk (18) vs. North Carolina, 12/17/16
Made 18 FG in a game: Malik Monk (18) vs. North Carolina, 12/17/16
Made 19 FG in a game: Dan Issel (19) at Alabama, 2/23/70
Made 20 FG in a game: Dan Issel (23) at Ole Miss, 2/7/70
Made 21 FG in a game: Dan Issel (23) at Ole Miss, 2/7/70
Made 22 FG in a game: Dan Issel (23) at Ole Miss, 2/7/70
Made 23 FG in a game: Dan Issel (23) at Ole Miss, 2/7/70
Made 24 FG in a game: Never
Attempted 17 FG in a game: Otega Owheh (17) at Missouri, 3/8/25
Attempted 18 FG in a game: Otega Owheh (21) at Oklahoma, 2/26/25
Attempted 19 FG in a game: Otega Owheh (21) at Oklahoma, 2/26/25
Attempted 20 FG in a game: Otega Owheh (21) at Oklahoma, 2/26/25
Attempted 25 FG in a game: Antonio Reeves (25) vs. Kansas, 11/14/23
Attempted 30 FG in a game: Kevin Grevey (30) vs. UCLA, 3/31/75
Attempted 40 FG in a game: Bill Spivey (41) XAVIER, 2/13/51

3-POINTERS

Made 5 3-pointers in a game: Jaxson Robinson (5), at Ole Miss (2/4/25)
Made 6 3-pointers in a game: Jaxson Robinson (7), at Mississippi State, 1/11/25
Made 7 3-pointers in a game: Jaxson Robinson (7), at Mississippi State, 1/11/25
Made 8 3-pointers in a game: Immanuel Quickley (8) at Texas A&M, 2/25/20
Made 9 3-pointers in a game: Jodie Meeks (10) at Tennessee, 1/13/09
Made 10 3-pointers in a game: Jodie Meeks (10) at Tennessee, 1/13/09
Made 11 3-pointers in a game: Never
Two players made at least 5 3-pointers in a game: Davion

Mintz (6), Brandon Boston Jr. (6) vs. SOUTH CAROLINA, 3/6/21
Two players made at least 6 3-pointers in a game: Davion Mintz (6), Brandon Boston Jr. (6) vs. SOUTH CAROLINA, 3/6/21
Two players made at least 7 3-pointers in a game: Never
Attempted 10 3-pointers in a game: Koby Brea (10), at Alabama, 2/22/25
Attempted 15 3-pointers in a game: Antonio Reeves (17) vs. Kansas, 11/14/23
Attempted 16 3-pointers in a game: Antonio Reeves (17) vs. Kansas, 11/14/23
Attempted 17 3-pointers in a game: Antonio Reeves (17) vs. Kansas, 11/14/23
Attempted 18 3-pointers in a game: Derrick Miller (19) at Kansas 12/9/89
Attempted 19 3-pointers in a game: Derrick Miller (19) at Kansas 12/9/89
Attempted 20 3-pointers in a game: Never
Made a 3-pointer in 10 straight games: Koby Brea (11), 2/19/25-3/28/25
Made a 3-pointer in 15 straight games: Jaxson Robinson (21), 11/19/24-2/26/25
Made a 3-pointer in 20 straight games: Jaxson Robinson (21), 11/19/24-2/26/25
Made a 3-pointer in 30 straight games: Jamal Murray (36), 11/13/15-3/19/16
Made two 3-pointers in 10 straight games: Jamal Murray (17), 1/23/16-3/17/16
Made three 3-pointers in 10 straight games: Gerald Fitch (20), 1/14/03-3/23/03
Made three 3-pointers in 15 straight games: Gerald Fitch (20), 1/14/03-3/23/03
Made three 3-pointers in 20 straight games: Gerald Fitch (20), 1/14/03-3/23/03
Made three 3-pointers in 25 straight games: Keith Bogans (29), 3/14/02-2/26/03

FREE THROWS

Made 8 FT in a game: Amari Williams (8), vs. Alabama 3/14/25
Made 9 FT in a game: Otega Owheh (9), vs. Oklahoma 3/13/25
Made 10 FT in a game: Amari Williams (10), at Missouri, 3/8/25
Made 11 FT in a game: Otega Owheh (13), vs. Ohio State, 12/21/24
Made 12 FT in a game: Otega Owheh (13), vs. Ohio State, 12/21/24
Made 13 FT in a game: Otega Owheh (13), vs. Ohio State, 12/21/24
Made 14 FT in a game: Olivier Sarr (14) vs. VANDERBILT, 1/5/21
Made 15 FT in a game: Rodrick Rhodes (16) vs. Ole Miss, 1/18/95
Made 16 FT in a game: Rodrick Rhodes (16) vs. Ole Miss, 1/18/95
Made 17 FT in a game: Dwight Anderson (18) vs. MISSISSIPPI STATE, 2/12/79
Made 18 FT in a game: Dwight Anderson (18) vs. MISSISSIPPI STATE, 2/12/79
Made 19 FT in a game: Never
Attempted 10 FT in a game: Amari Williams (13), vs. Alabama 3/14/25
Attempted 15 FT in a game: Oscar Tshiebwe (15) vs. VANDERBILT, 3/1/23
Attempted 20 FT in a game: PJ Washington (20) vs. Kansas State, 3/22/18
Attempted 25 FT in a game: Never
Made 20 Straight FT: Koby Brea (20), 1/28/25-3/28/25
Made 30 Straight FT: Tyler Herro (38), 2/16/19-3/29/19
Made 40 Straight FT: Travis Ford (50), 3/27/93-1/6/94
Made 50 Straight FT: Travis Ford (50), 3/27/93-1/6/94

REBOUNDS

15 Rebs: Amari Williams (15) at Tennessee, 1/28/25
20 Rebs: Oscar Tshiebwe (25) vs. Providence, 3/17/23
25 Rebs: Oscar Tshiebwe (25) vs. Providence, 3/17/23
26 Rebs: Oscar Tshiebwe (28) vs. WESTERN KENTUCKY, 12/22/21
27 Rebs: Oscar Tshiebwe (28) vs. WESTERN KENTUCKY, 12/22/21
28 Rebs: Oscar Tshiebwe (28) vs. WESTERN KENTUCKY, 12/22/21
30 Rebs: Cotton Nash (30) vs. OLE MISS, 2/8/64
34 Rebs: Bob Burrow (34) vs. TEMPLE, 12/10/55
35 Rebs: Never
20+ Rebs in two consecutive games: Oscar Tshiebwe (2), 12/22/21-12/29/21
10+ Rebs in three consecutive games: Amari Williams (3), 1/28/25-2/4/25
10+ Rebs in four consecutive games: Tre Mitchell (5), 12/21/23-1/13/24
10+ Rebs in five consecutive games: Tre Mitchell (5), 12/21/23-1/13/24



THE LAST TIME UK ...

10+ rebs in 10 consecutive games: Oscar Tshiebwe (22), 1/4/22-11/15/22
10+ rebs in 15 consecutive games: Oscar Tshiebwe (22), 1/4/22-11/15/22
10+ rebs in 20 consecutive games: Oscar Tshiebwe (22), 1/4/22-11/15/22
10+ rebs in 25 consecutive games: Never
Two players had 10 rebounds: Andrew Carr (10), Amari Williams (10) WKU, 11/26/24
Three players had 10 rebounds: Oscar Tshiebwe (15), Jacob Toppin (10), Ugonna Onyenso (10) vs. NORTH FLORIDA, 11/23/22

ASSISTS

6 assists: Amari Williams (6), vs. Illinois, 3/23/25
7 assists: Amari Williams (7), AUBURN, 3/1/25
8 assists: Amari Williams (10) at Ole Miss, 2/4/25
9 assists: Amari Williams (10) at Ole Miss, 2/4/25
10 assists: Amari Williams (10) at Ole Miss, 2/4/25
11 assists: Kerr Kriisa (12) BUCKNELL, 11/9/24
12 assists: Kerr Kriisa (12) BUCKNELL, 11/9/24
13 assists: TyTy Washington Jr. (17) vs. GEORGIA, 1/8/22
14 assists: TyTy Washington Jr. (17) vs. GEORGIA, 1/8/22
15 assists: TyTy Washington Jr. (17) vs. GEORGIA, 1/8/22
16 assists: TyTy Washington Jr. (17) vs. GEORGIA, 1/8/22
17 assists: TyTy Washington Jr. (17) vs. GEORGIA, 1/8/22
18 assists: Never
5+ assists in four consecutive games: Lamont Butler (4), 11/29/24-12/21/24
8+ assists in two consecutive games: Rob Dillingham (2), 11/24/23-11/28/23

BLOCKS

4 blocks: Amari Williams (4) VANDERBILT, 2/19/25
5 blocks: Ugonna Onyenso (5) vs. Oakland, 3/21/24
6 blocks: Ugonna Onyenso (10) vs. OLE MISS, 2/13/24
7 blocks: Ugonna Onyenso (10) vs. OLE MISS, 2/13/24
8 blocks: Ugonna Onyenso (10) vs. OLE MISS, 2/13/24
9 blocks: Ugonna Onyenso (10) vs. OLE MISS, 2/13/24
10 blocks: Ugonna Onyenso (10) vs. OLE MISS, 2/13/24
11 blocks: Nerlens Noel (12) at Ole Miss, 1/29/13
12 blocks: Nerlens Noel (12) at Ole Miss, 1/29/13
13 blocks: Never

STEALS

4 steals: Travis Perry (4) at Alabama, 2/22/25
5 steals: Reed Sheppard (5) at LSU, 2/21/24
6 steals: Cason Wallace (8) vs. Michigan State, 11/15/22
7 steals: Cason Wallace (8) vs. Michigan State, 11/15/22
8 steals: Cason Wallace (8) vs. Michigan State, 11/15/22
9 steals: Never
3+ steals in five consecutive games: Ashton Hagans (7), 12/22/18 - 1/19/19
3+ steals in 10 consecutive games: Never
5+ steals in 3 consecutive games: Reed Sheppard (3), 2/13/24-2/21/24

MINUTES

Played every minute: Reed Sheppard (45) vs. FLORIDA, 1/31/24
Played 40+ minutes: Reed Sheppard (45) vs. FLORIDA, 1/31/24
Played more than 50 minutes: Patrick Patterson (50) vs. VANDERBILT, 1/12/08

FOULS

Fouled out: Lamont Butler at Oklahoma, 2/26/25
Two players fouled out: Collin Chandler, Otega Owheh at Alabama, 2/22/25
Three players fouled out: Terrence Clarke, Isaiah Jackson, Olivier Sarr, Lance Ware vs. North Carolina, 12/19/20
Four players fouled out: Terrence Clarke, Isaiah Jackson, Olivier Sarr, Lance Ware vs. North Carolina, 12/19/20
Technical foul: Brandon Garrison, SOUTH CAROLINA, 2/8/25

TEAM

WINS/LOSSES

Won 10 straight games: 10, 1/8/19-2/9/19
Won 20 straight games: 38, 11/14/14-3/28/15
Won 30 straight games: 38, 11/14/14-3/28/15
Won 40 straight games: Never
Lost consecutive games: 2, 2/1/25-2/4/25
Lost three straight games: 4, 1/26/21-2/9/21
Lost four straight games: 4, 1/26/21-2/9/21
Lost five straight games: 6, 11/29/20-12/26/20
Lost six straight games: 6, 11/29/20-12/26/20
Lost 10 straight games: Never

STARTS

Started four freshmen: Devin Askew, Brandon Boston Jr., Terrence Clarke, Isaiah Jackson vs. Georgia Tech, 12/6/20
Started five freshmen: Hamidou Diallo, Shai Gilgeous-Alexander, Kevin Knox, Nick Richards, PJ Washington vs. Kansas State, 3/22/17

SCORING

Scored 90 or more points: 91, at Missouri, 3/8/25 (W, 91-83)
Scored 90 or more points (SEC game): 91, at Missouri, 3/8/25 (W, 91-83)
Scored 100 or more points: 106, FLORIDA, 1/4/25 (W, 106-100)
Scored 100 or more points (SEC game): 106, FLORIDA, 1/4/25 (W, 106-100)
Scored 110 or more points: 111, ARKANSAS, 3/2/24 (W, 111-102)
Scored 110 or more points (SEC game): 111, ARKANSAS, 3/2/24 (W, 111-102)
Scored 120 or more points: 120 at Vanderbilt, 2/7/96 (W, 120-81)
Scored 120 or more points (SEC game): 120 at Vanderbilt, 2/7/96 (W, 120-81)
Scored 130 or more points: 143 vs. Georgia, 2/27/56 (W, 143-66)
Scored 140 or more points: 143 vs. Georgia, 2/27/56 (W, 143-66)
Scored 150 or more points: Never
Scored less than 50 points: 48 vs. Vanderbilt, 3/15/13 (L, 64-48)
Scored 100 points in two consecutive games: vs. WRIGHT STATE (11/4/24), vs. BUCKNELL (11/9/24)
Scored 100 points in three consecutive games: vs. CLEVELAND STATE (11/23/16), vs. UT MARTIN (11/25/16), vs. Arizona State (11/28/16)
Scored 100 points in consecutive SEC games: 2/27/56 - 3/3/56

SHOOTING PERCENTAGES

Shot 70% from the field: .722 (39-54) vs. MISSISSIPPI STATE, 2/15/86
Shot 65% from the field: .679 (38-56) vs. TENNESSEE, 1/15/22
Shot 30% or less from the field: .298 (17-57) vs. Ohio State, 12/21/24
Allowed 50% shooting: .509 (29-57) vs. Tennessee, 3/28/25
Allowed 60% shooting: .627 (32-51) ARKANSAS, 2/7/23
Allowed 30% or less shooting: .281 (18-64) at Alabama, 2/5/22
Allowed 20% or less shooting: .197 (12-61) vs. MONTANA STATE, 11/23/14

FREE THROWS

Shot 90% or better from FT line: 1.000 (11-11) LSU, 3/4/25
Shot 100% from FT Line: 1.000 (11-11) LSU, 3/4/25
Shot 50% or less from FT line: .500 (9-18) ARKANSAS, 2/1/25
Attempted 40 FT: 42 (29-42) WKU, 11/26/24
Attempted five or less FT: 2 (1-2) at Vanderbilt, 1/24/23
Made 30 FT: 34 (34-42) vs. ARKANSAS, 3/2/24

3-POINTERS

Hit 0 3-pointers: 0 (0-10) vs. RICHMOND, 11/29/20
Hit 10 3-pointers: 10 (10-26) vs. Troy, 3/21/25
Hit 11 3-pointers: 11 (11-20) at Missouri, 3/8/25
Hit 12 3-pointers: 12 (12-32) LSU, 3/4/25
Hit 13 3-pointers: 16 (16-32) at Mississippi St., 1/11/25
Hit 14 3-pointers: 16 (16-32) at Mississippi St., 1/11/25
Hit 15 3-pointers: 16 (16-32) at Mississippi St., 1/11/25
Hit 16 3-pointers: 16 (16-32) at Mississippi St., 1/11/25
Hit 17 3-pointers: 17 (17-39) vs. JACKSON STATE, 11/22/24
Hit 18 3-pointers: 20 (20-35) vs. LSU, 3/4/95
Hit 19 3-pointers: 20 (20-35) vs. LSU, 3/4/95
Hit 20 3-pointers: 20 (20-35) vs. LSU, 3/4/95
Hit 21 3-pointers: 21 (21-48) vs. North Carolina, 12/27/89
Hit 22 3-pointers: Never

SCORING MARGINS

Won game by 50 points or more: 58 vs. MONTANA STATE (W, 86-28), 11/23/14
Won game by 60 points or more: 62 vs. VANDERBILT (W, 106-44), 3/5/03
Won game by 70 points or more: 74 vs. UT MARTIN (W, 124-50), 11/26/94
Lost game by 20 points or more: 29 vs. Alabama (L, 99-70), 3/14/25
Lost game by 30 points or more: 34 vs. Duke (L, 118-84), 11/6/18
Lost game by 40 points or more: 41 at Vanderbilt (L, 93-52), 2/12/08
Lost game by 50 points or more: 55 at Kansas (L, 150-95), 12/9/89
Lost game by 60 points or more: 70 at Central (L, 87-17), 1/28/1910
Lost game by 70 points or more: 70 at Central (L, 87-17),

1/28/1910
Game decided by one point: vs. Oklahoma, (W, 85-84), 3/13/25
Game decided by two or fewer points: at Oklahoma, (W, 83-82), 2/26/25
Game decided by three or fewer points: at Oklahoma, (W, 83-82), 2/26/25
Two consecutive games decided by one point: vs. NORTH CAROLINA (W, 73-72), 12/3/11; at Indiana (L, 73-72), 12/10/11
Three consecutive games decided by one point: Never
Two consecutive games decided by two or fewer points: Arkansas (L, 81-80), 2/9/21; Auburn (W, 82-80), 2/13/21
Three consecutive games decided by three or fewer points: at Auburn (L, 99-97 OT), 2/11/74, vs. TENNESSEE (W, 61-58), 2/16/74 and at Ole Miss (L, 61-60), 2/18/74

COMEBACKS

Came back from 10-point deficit for win: 106-100, FLORIDA (1/4/25); trailed by 11 at 26-15 (11:13 in 1st)
Came back from 11-point deficit for win: 106-100, FLORIDA (1/4/25); trailed by 11 at 26-15 (11:13 in 1st)
Came back from 12-point deficit for win: 90-89 (OT) vs. Gonzaga (12/7/24); Trained by 18 at 52-34 (19:19 in 2nd)
Came back from 13-point deficit for win: 90-89 (OT) vs. Gonzaga (12/7/24); Trained by 18 at 52-34 (19:19 in 2nd)
Came back from 14-point deficit for win: 90-89 (OT) vs. Gonzaga (12/7/24); Trained by 18 at 52-34 (19:19 in 2nd)
Came back from 15-point deficit for win: 90-89 (OT) vs. Gonzaga (12/7/24); Trained by 18 at 52-34 (19:19 in 2nd)
Came back from 16-point deficit for win: 90-89 (OT) vs. Gonzaga (12/7/24); Trained by 18 at 52-34 (19:19 in 2nd)
Came back from 17-point deficit for win: 90-89 (OT) vs. Gonzaga (12/7/24); Trained by 18 at 52-34 (19:19 in 2nd)
Came back from 18-point deficit for win: 90-89 (OT) vs. Gonzaga (12/7/24); Trained by 18 at 52-34 (19:19 in 2nd)
Came back from 19-point deficit for win: 73-67 vs. Vanderbilt (2/28/17); Trained by 19 at 25-6 (8:03 in 1st)
Came back from 20-point deficit for win: 82-79 at Vanderbilt (2/22/97); Trained by 22 at 40-18 (3:51 in 1st)
Came back from 30-point deficit for win: 99-95 at LSU (2/15/94); Trained by 31 at 68-37 (15:34 in 2nd)
Came back from 31-point deficit for win: 99-95 at LSU (2/15/94); Trained by 31 at 68-37 (15:34 in 2nd)

REBOUNDS

Pulled down 50 rebounds: 54 (16-38) WKU, 11/26/24
Pulled down 55 rebounds: 57 (22-35) BUCKNELL, 11/9/24
Pulled down 60 rebounds: 62 (19-43) vs. Morehead State, 12/16/95

OVERTIME GAMES

Played an overtime game: vs. Gonzaga, 12/7/24 (W, 90-89 OT)
Won an overtime game: vs. Gonzaga, 12/7/24 (W, 90-89 OT)
Lost an overtime game: vs. FLORIDA, 1/31/24 (L, 94-91 OT)
Played an SEC overtime game: vs. FLORIDA, 1/31/24 (L, 94-91 OT)
Won an SEC overtime game: MISSISSIPPI STATE, 1/25/22 (W, 82-74 OT)
Lost an SEC overtime game: vs. FLORIDA, 1/31/24 (L, 94-91 OT)
Played an overtime game in SEC Tournament: vs. Texas A&M, 3/13/16 (W, 82-77 OT)
Won an overtime game in SEC Tournament: vs. Texas A&M, 3/13/16 (W, 82-77 OT)
Played an overtime game in NCAA Tournament: vs. Saint Peter's, 3/17/22 (L, 85-79 OT)
Won an overtime game in NCAA Tournament: vs. St. Bonaventure, 3/16/00 (W, 85-80 OT)
Lost an overtime game in NCAA Tournament: vs. Saint Peter's, 3/17/22 (L, 85-79 OT)
Played two overtimes: vs. Michigan State, 11/15/22 (L, 86-77 2OT)
Played three overtimes: vs. TEMPLE 12/7/57 (W, 85-83)
Played four or more overtimes: Never
Played two consecutive overtime games: 1/6/15 vs. OLE MISS (W, 89-86) and 1/10/15 at Texas A&M (70-64)
Played three consecutive overtime games: Never



THE LAST TIME A UK OPPONENT ...

INDIVIDUALS

SCORING

Scored 25 points: Jeremiah Fears (28), vs. Oklahoma, 3/13/25
Scored 30 points: Miles Kelly (30), AUBURN, 3/1/25
Scored 35 points: Dalton Knecht (40), at Tennessee, 3/9/24
Scored 40 points: Dalton Knecht (40), at Tennessee, 3/9/24
Scored 45 points: David Robinson (45), Navy, 1/25/87
Scored 50 points: Austin Carr (50), Notre Dame, 12/29/79
Scored 60 points: Pete Maravich (64), LSU, 2/21/70
Scored 65 points: Never
Two players had 20 points: Miles Kelly (30), Chad Baker-Mazara (22), Tahaad Pettiford (21), AUBURN, 3/1/25
Three players had 20 points: Miles Kelly (30), Chad Baker-Mazara (22), Tahaad Pettiford (21), AUBURN, 3/1/25
Two players had 30 points: Ronnie Henderson (36) and Claren Ceasar (32), LSU, 2/15/94
Five players scored in double figures: vs. Alabama 3/14/25
Six players scored in double figures: ALABAMA, 2/24/24

FIELD GOALS

Made 15 FG in a game: David Robinson (17), NAVY, 1/25/87
Made 16 FG in a game: David Robinson (17), NAVY, 1/25/87
Made 17 FG in a game: David Robinson (17), NAVY, 1/25/87
Made 18 FG in a game: Steve Downing (19), Indiana, 12/11/71
Made 19 FG in a game: Steve Downing (19), Indiana, 12/11/71
Made 20 FG in a game: Johnny Neumann (20), Ole Miss, 1/2/71
Made 21 FG in a game: Austin Carr (21), Notre Dame, 12/29/70
Made 22 FG in a game: Austin Carr (22), Notre Dame, 3/12/70
Made 23 FG in a game: Pete Maravich (23), LSU, 2/21/70
Made 24 FG in a game: Never
Attempted 17 FG in a game: Mark Sears (17), vs. Alabama (3/14/25)
Attempted 18 FG in a game: Jeremiah Fears (22), vs. Oklahoma, 3/13/25
Attempted 19 FG in a game: Jeremiah Fears (22), vs. Oklahoma, 3/13/25
Attempted 20 FG in a game: Jeremiah Fears (22), vs. Oklahoma, 3/13/25
Attempted 25 FG in a game: Tre Johnson (26), at Texas, 2/15/25
Attempted 30 FG in a game: Freeman Williams (40), Portland State, 12/16/17
Attempted 35 FG in a game: Freeman Williams (40), PORTLAND STATE, 12/16/77
Attempted 40 FG in a game: Freeman Williams (40), PORTLAND STATE, 12/16/77
Attempted 45 FG in a game: Johnny Neumann (50), Ole Miss, 1/2/71
Attempted 50 FG in a game: Johnny Neumann (50), Ole Miss, 1/2/71
Attempted 53 FG in a game: Pete Maravich (53), LSU, 2/22/69
Attempted 54 FG in a game: Never

3-POINTERS

Made 5 3-pointers in a game: Tomislav Ivisic (5), vs. Illinois, 3/23/25
Made 6 3-pointers in a game: Miles Kelly (9), AUBURN, 3/1/25
Made 7 3-pointers in a game: Miles Kelly (9), AUBURN, 3/1/25
Made 8 3-pointers in a game: Miles Kelly (9), AUBURN, 3/1/25
Made 9 3-pointers in a game: Miles Kelly (9), AUBURN, 3/1/25
Made 10 3-pointers in a game: Jack Gohlke (10), vs. Oakland, 3/21/24
Made 11 3-pointers in a game: Corey Allmond (11), Sam Houston State, 11/19/2009
Made 12 3-pointers in a game: Never
Attempted 10 3-pointers in a game: Tomislav Ivisic (12), vs. Illinois, 3/23/25
Attempted 15 3-pointers in a game: Jack Gohlke (20), vs. Oakland, 3/21/24
Attempted 20 3-pointers in a game: Jack Gohlke (20), vs. Oakland, 3/21/24

FREE THROWS

Made 10 FT in a game: Mark Sears (11) at Alabama, 2/22/25
Made 11 FT in a game: Mark Sears (11) at Alabama, 2/22/25
Made 12 FT in a game: Bruce Thornton (13), vs. Ohio State, 12/21/24
Made 13 FT in a game: Bruce Thornton (13), vs. Ohio State, 12/21/24
Made 14 FT in a game: Khalif Battle (17), ARKANSAS, 3/2/24
Made 15 FT in a game: Khalif Battle (17), ARKANSAS, 3/2/24
Made 16 FT in a game: Khalif Battle (17), ARKANSAS, 3/2/24
Made 17 FT in a game: Khalif Battle (17), ARKANSAS, 3/2/24
Made 18 FT in a game: Pete Maravich (18), LSU, 2/21/70
Made 19 FT in a game: Never

Attempted 15 FT in a game: Khalif Battle (18), ARKANSAS, 3/2/24
Attempted 20 FT in a game: Harding McCaleb (25), Louisville, 2/22/1916
Attempted 25 FT in a game: Harding McCaleb (25), Louisville, 2/22/1916
Attempted 26 FT in a game: Never

REBOUNDS

15 Rebs: Clifford Omoruyi (15) at Alabama, 2/22/25
16 Rebs: Ian Schieffelin (20) at Clemson, 12/3/24
17 Rebs: Ian Schieffelin (20) at Clemson, 12/3/24
18 Rebs: Ian Schieffelin (20) at Clemson, 12/3/24
19 Rebs: Ian Schieffelin (20) at Clemson, 12/3/24
20 Rebs: Ian Schieffelin (20) at Clemson, 12/3/24
25 Rebs: Leon Douglas (25), ALABAMA, 1/20/75
30 Rebs: Kenneth Stanley (30), SOUTHERN CAL, 12/4/61
31 Rebs: Never
Two players had 10 rebounds: Hunter Dickinson (21) and Kevin McCullar Jr. (10), vs. Kansas, 11/14/23
Three players had 10 rebounds: Craig Victor II (12), Tim Quarterman (10), Ben Simmons (10), LSU, 1/5/16

ASSISTS

10 assists: Zakai Zeigler (10), vs. Tennessee, 3/28/25
11 assists: Zakai Zeigler (13), vs. TENNESSEE, 2/3/24
12 assists: Zakai Zeigler (13), vs. TENNESSEE, 2/3/24
13 assists: Zakai Zeigler (13), vs. TENNESSEE, 2/3/24
14 assists: Billy McCaffrey (14), Vanderbilt, 1/13/93
15 assists: Eric Richardson (15), Alabama, 2/4/84
16 assists: Never

BLOCKS

5 blocks: Jonas Aidoo (5), at Tennessee, 3/9/24
6 blocks: Jamarion Sharp (7), WESTERN KENTUCKY, 12/22/21
7 blocks: Jamarion Sharp (7), WESTERN KENTUCKY, 12/22/21
8 blocks: Jarvis Varnado (10), Mississippi State, 1/15/08
9 blocks: Jarvis Varnado (10), Mississippi State, 1/15/08
10 blocks: Jarvis Varnado (10), Mississippi State, 1/15/08
11 blocks: Samaki Walker (11), Louisville, 1/1/95
12 blocks: Never

STEALS

5 steals: Jahmai Mashack (5), vs. Tennessee, 3/28/25
6 steals: Cameron Matthews (6), at Mississippi St., 1/11/25
7 steals: Ben Simmons (7), LSU, 3/5/16
8 steals: Never

TRIPLE-DOUBLE

Had a triple-double: Kevin McCullar Jr. 12 points, 10 rebounds, 10 assists, vs. Kansas, 11/14/23

TEAM

SCORING

Scored 90 or more points: 99, Alabama, 3/14/25 (L, 99-70)
Scored 90 or more points (SEC game): 94, AUBURN, 3/1/25 (L, 94-78)
Scored 100 or more points: 102, ALABAMA, 1/18/25 (L, 102-97)
Scored 100 or more points (SEC game): 102, ALABAMA, 1/18/25 (L, 102-97)
Scored 110 or more points: 118, Duke, 11/6/18 (L, 118-84)
Scored 110 or more points (SEC game): 110, Vanderbilt, 3/4/67 (L, 110-94)
Scored 120 or more points: 121, North Carolina, 12/27/89 (L, 121-110)
Scored 120 or more points (SEC game): Never
Scored 130 or more points: 150, Kansas, 12/9/89 (L, 150-95)
Scored 140 or more points: 150, Kansas, 12/9/89 (L, 150-95)
Scored 150 or more points: 150, Kansas, 12/9/89 (L, 150-95)
Scored 160 or more points: Never
Scored less than 50 points: 46, NEW MEXICO STATE, 11/6/23 (W, 86-46)
Scored less than 50 points (SEC game): 48, SOUTH CAROLINA, 2/5/19 (W, 76-48)
Scored less than 40 points: 39, West Virginia, 3/26/15 (W, 78-39)
Scored less than 40 points (SEC game): 37, MISSOURI, 1/13/15 (W, 86-37)
Scored less than 30 points: 28, MONTANA STATE, 11/23/14 (W, 86-28)
Scored less than 30 points (SEC game): 26, GEORGIA TECH, 1/28/46 (W, 86-37)
Scored less than 20 points: 18, WESTERN ONTARIO, 12/10/49 (W, 90-21)
Scored less than 20 points (SEC game): 18, ALABAMA,

2/10/40 (W, 46-18)
Scored less than 10 points: 9, Tulane, 12/21/34 (W, 39-9)
Scored less than 10 points (SEC game): Never

SHOOTING PERCENTAGES

Shot 70% from the field: Never
Shot 60% from the field: .627 (32-51), ARKANSAS, 2/7/23
Shot 50% from the field: .509 (29-57), vs. Tennessee, 3/28/25
Shot 30% or less from the field: .281 (18-64) at Alabama, 2/5/22
Shot 20% or less from the field: .197 (12-61), MONTANA STATE, 11/23/14
Shot 10% or less from the field: Never (shooting percentages not recorded prior to 1947)

3-Pointers

Made 10 or more 3-pointers: 11 (11-29), vs. Alabama, 3/14/24
Made 15 or more 3-pointers: 15 (15-21), vs. Oakland, 3/21/24
Made 20 or more 3-pointers: Never
Made zero 3-pointers: 0 (0-15), Auburn, 1/19/13
Attempted 30 or more 3-pointers: 32 (9-32), vs. Illinois, 3/23/25

FREE THROWS

Shot 90% or better from FT line: 91.7 (11-12), LIPSCOMB, 11/19/24
Shot 100% from FT Line: 16-16, TEXAS A&M, 1/21/23
Shot 50% or less from FT line: .364 (4-11), at Vanderbilt, 1/25/25
Attempted 40 FT: 44 (33-44), Auburn, 2/1/20
Attempted five or less FT: 3 (2-3), COLGATE, 12/11/24
Made 30 FT: 33 (33-44), Auburn, 2/1/20

REBOUNDS

Pulled down 50 rebounds: 50 (17-33), vs. FLORIDA, 1/31/24
Pulled down 20 offensive rebounds: 25, at Texas A&M, 1/13/24

HISTORICAL FACTS & FIGURES

SEC Championships		
Team	Titles	Last Title
KENTUCKY	49	2020
LSU	11	2019
Tennessee	11	2024
Alabama	9	2023
Florida	7	2014
Mississippi State	6	2004
Auburn	5	2025
Vanderbilt	3	1993
Arkansas	2	1994
Georgia	1	1990
Georgia Tech*	1	1938
South Carolina	1	1997
Texas A&M	1	2016
* Former SEC Member		
Kentucky SEC Regular-Season Titles (49): 1933, 1935, 1937, 1939, 1940, 1942, 1944, 1945, 1946, 1947, 1948, 1949, 1950, 1951, 1952, 1954, 1955, 1957, 1958, 1962, 1964, 1966, 1968, 1969, 1970, 1971, 1972, 1973, 1975, 1977, 1978, 1980, 1982, 1983, 1884, 1986, 1995, 1996, 1998, 2000, 2001, 2003, 2005, 2010, 2012, 2015, 2016, 2017, 2020		

SEC Tournament Championships		
Team	Titles	Last Title
KENTUCKY	31	2018
Alabama	8	2023
Florida	5	2025
Tennessee	5	2022
Auburn	3	2024
Mississippi State	3	2009
Georgia	2	2008
Ole Miss	2	2013
Vanderbilt	2	2012
Arkansas	1	2000
Georgia Tech*	1	1938
LSU	1	1980
* Former SEC Member		
Kentucky SEC Tournament Titles: 1933, 1937, 1939, 1940, 1942, 1944, 1945, 1946, 1947, 1948, 1949, 1950, 1952, 1984, 1986, 1992, 1993, 1994, 1995, 1997, 1998, 1999, 2001, 2003, 2004, 2010, 2011, 2015, 2016, 2017, 2018		
SEC Tournament Record: 136-31		

NCAA TOURNAMENT	
NCAA Tournament Record: 132-56	
NCAA Tournament Appearances (62) 1942, 1945, 1948, 1949, 1951, 1952, 1955, 1956, 1957, 1958, 1959, 1961, 1962, 1964, 1966, 1968, 1969, 1970, 1971, 1972, 1973, 1975, 1977, 1978, 1980, 1981, 1982, 1983, 1984, 1985, 1986, 1987, 1992, 1993, 1994, 1995, 1996, 1997, 1998, 1999, 2000, 2001, 2002, 2003, 2004, 2005, 2006, 2007, 2008, 2010, 2011, 2012, 2014, 2015, 2016, 2017, 2018, 2019, 2022, 2023, 2024, 2025	
NCAA Championships (8) 1948, 1949, 1951, 1958, 1978, 1996, 1998, 2012	
NCAA Championship Game Appearances (12) 1948, 1949, 1951, 1958, 1966, 1975, 1978, 1996, 1997, 1998, 2012, 2014	
NCAA Final Fours (17) 1942, 1948, 1949, 1951, 1958, 1966, 1975, 1978, 1984, 1993, 1996, 1997, 1998, 2011, 2012, 2014, 2015	
NCAA Regional Final or Elite Eights (38) 1942, 1945, 1948, 1949, 1951, 1952, 1956, 1957, 1958, 1961, 1962, 1966, 1968, 1970, 1972, 1973, 1975, 1977, 1978, 1983, 1984, 1986, 1992, 1993, 1995, 1996, 1997, 1998, 1999, 2003, 2005, 2010, 2011, 2012, 2014, 2015, 2017, 2019	
NCAA Regional Semifinals or Sweet 16s (49) 1942, 1945, 1948, 1949, 1951, 1952, 1955, 1956, 1957, 1958, 1959, 1961, 1962, 1964, 1966, 1968, 1969, 1970, 1971, 1972, 1973, 1975, 1977, 1978, 1980, 1983, 1984, 1985, 1986, 1992, 1993, 1995, 1996, 1997, 1998, 1999, 2001, 2002, 2003, 2005, 2010, 2011, 2012, 2014, 2015, 2017, 2018, 2019, 2025	
Helms National Titles (2) 1933, 1954	

National Award Winners	
National Players of the Year (6) 1933 - Forest Sale (Helms) 1935 - Leroy Edwards (Helms) 1978 - Jack Givens (Helms) 2010 - John Wall (Adolph Rupp Trophy, Yahoo!, Rivals) 2012 - Anthony Davis (Adolph Rupp Trophy, AP, CBS, Basketball Times, Naismith, TSN, USBWA, Wooden) 2022 - Oscar Tshiebwe (AP, NABC, USBWA, Wooden, Naismith, CBS, TSN, USA Today, The Athletic)	
National Coaches of the Year (6, 12 times) 1959 - Adolph Rupp (UPI) 1966 - Adolph Rupp (UPI, USBWA, TSN) 1970 - Adolph Rupp (TSN) 1978 - Joe B. Hall (Kellogg's) 1986 - Eddie Sutton (AP, NABC) 1990 - Rick Pitino (Basketball Times) 1991 - Rick Pitino (Sporting News) 1998 - Tubby Smith (Basketball Weekly) 2003 - Tubby Smith (AP, NABA, USBWA, Naismith, Sporting News, CBS/Chevrolet, Basketball Times) 2005 - Tubby Smith (Jim Phelan Award) 2010 - John Calipari (Adolph Rupp Cup) 2015 - John Calipari (AP, Naismith, NABC, Sporting News, Adolph Rupp Cup)	
National Freshman of the Year (3) 2010 - John Wall (USBWA) 2012 - Anthony Davis (USBWA, TSN, CBS) 2024 - Reed Sheppard (USBWA, NABC)	
National Defensive Player of the Year (2) 2012 - Anthony Davis (NABC) 2015 - Willie Cauley-Stein (NABC, NBC)	
Naismith Hall of Fame (11) Adolph Rupp (1969), Cliff Hagan (1978), Frank Ramsey (1982), Dan Issel (1993), C.M. Newton (2000), Pat Riley (2008), Adrien Smith (2010), Rick Pitino (2013), John Calipari (2015), Eddie Sutton (2020)	
Consensus First-Team All Americans (22, 27 times) Basil Hayden (1921), Burgess Casey (1925), Forest Sale (1932, 1933), LeRoy Edwards (1935), Bob Brannum (1944), Ralph Beard (1947, 1948, 1949), Alex Groza (1947, 1949), Bill Spivey (1951), Cliff Hagan (1952, 1954), Johnny Cox (1959), Cotton Nash (1964), Dan Issel (1970), Kyle Macy (1980), Kenny Walker (1986), Jamal Mashburn (1993), Tony Delk (1996), Ron Mercer (1997), John Wall (2010), Anthony Davis (2012), Willie Cauley-Stein (2015), Tyler Ulis (2016), Oscar Tshiebwe (2022)	
Final Four MOPs (6, 7 times) Alex Gorza (1948, 1949), Bill Spivey (1951), Jack Givens (1978), Tony Delk (1996), Jeff Sheppard (1998), Anthony Davis (2012)	

SEC Award Winners	
SEC Players of the Year (16, 18 times) 1966 - Pat Riley (AP) 1972 - Tom Parker (AP) 1973 - Kevin Grevey (AP) 1975 - Kevin Grevey (AP) 1980 - Kyle Macy (AP, UPI) 1985 - Kenny Walker (AP, UPI) 1986 - Kenny Walker (AP, UPI) 1993 - Jamal Mashburn (Coaches, AP) 1996 - Tony Delk (Coaches, AP) 1997 - Ron Mercer (Coaches, AP) 2001 - Tayshaun Prince (Coaches, AP) 2003 - Keith Bogans (Coaches) 2010 - John Wall (Coaches, AP) 2012 - Anthony Davis (Coaches, AP) 2016 - Tyler Ulis (Coaches, AP) 2017 - Malik Monk (AP) 2020 - Immanuel Quickley (Coaches) 2022 - Oscar Tshiebwe (Coaches, AP)	
SEC Freshman of the Year (13) 2008 - Patrick Patterson (Coaches) 2010 - DeMarcus Cousins (Coaches) 2010 - John Wall (AP) 2011 - Terrence Jones (Cpaches, AP) 2012 - Anthony Davis (Coaches, AP) 2013 - Nerlens Noel (Coaches, AP) 2014 - Julius Randle (Coaches, AP) 2015 - Karl-Anthony Towns (Coaches, AP) 2017 - Malik Monk (Coaches, AP) 2018 - Kevin Knox (AP) 2019 - Tyler Herro (AP) 2019 - Keldon Johnson (Coaches) 2024 - Reed Sheppard (Coaches)	
SEC Coach of the Year (7, 23 times) 1964 - Adolph Rupp (AP, Coaches) 1966 - Adolph Rupp (AP, Coaches) 1968 - Adolph Rupp (AP, UPI, Coaches) 1969 - Adolph Rupp (UPI, Coaches) 1970 - Adolph Rupp (AP, UPI, Coaches) 1971 - Adolph Rupp (AP, UPI, Coaches) 1972 - (Adolph Rupp (Coaches) 1973 - Joe B. Hall (Coaches)	
1975 - Joe B. Hall (AP, Coaches) 1978 - Joe B. Hall (Coaches) 1983 - Joe. B. Hall (Coaches) 1986 - Eddie Sutton (AP, UPI) 1990 - Rick Pitino (UPI) 1991 - Rick Pitino (AP) 1996 - Rick Pitino (AP, Coaches) 1998 - Tubby Smith (AP) 2003 - Tubby Smith (AP, Coaches) 2005 - Tubby Smith (AP, Coaches) 2008 - Billy Gillispie (Coaches) 2010 - John Calipari (AP) 2012 - John Calipari (AP, Coaches) 2015 - John Calipari (AP, Coaches) 2020 - John Calipari (Coaches)	
First Team All-SEC (68 players, 95 times) Most Recent - Antonio Reeves, 2024	
SEC All-Freshman Team (48) Most Recent - Rob Dillingham, Reed Sheppard, D.J. Wagner, 2024	
SEC Tournament MVPs (17 players, 18 times) 1979 - Kyle Macy 1982 - Dirk Minniefield 1988 - Rex Champman 1992 - Jamal Mashburn 1993 - Travis Ford 1994 - Travis Ford 1995 - Antoine Walker 1997 - Ron Mercer 1998 - Wayne Turner 1999 - Scott Padgett 2001 - Tayshaun Prince 2003 - Keith Bogans 2004 - Gerald Fitch 2010 - John Wall 2011 - Darius Miller 2015 - Willie Cauley-Stein 2017 - De'Aaron Fox 2018 - Shai Gilgeous-Alexander	



HEAD COACH MARK POPE



Mark Pope, a captain of the University of Kentucky's 1996 National Championship team, returned to Lexington as the 23rd head coach of Kentucky's storied men's basketball program in April of 2024.

In 10 seasons as head coach, with stops at BYU and Utah Valley before coming to Kentucky, Pope has amassed a career record of 211-120. His squads have won 20 or more games in seven of the last eight seasons and he advanced to the Sweet 16 of the 2025 NCAA Tournament, his first at the helm of the Wildcats.

Kentucky went 24-12 overall in his inaugural season at his alma mater. Included in those victories were eight against Associated Press Top 15 opponents, tying Indiana (1992-93) and Duke (1978-79) for the most in a single season in collegiate basketball history. Five of the eight wins were against top 10 foes, setting a new program record. The Cats themselves ranked inside of the AP Top 25 for the duration of the season and finished the year ranking No. 12 overall.

With a win over No. 6 Florida on Jan. 4, Pope joined Adolph Rupp as the only coaches in program history to win each of their first three matchups vs. AP Top 10 teams.

He did it in dramatic fashion as well. Pope and his squad overcame a 16-point halftime deficit to outlast No. 7 Gonzaga on Dec. 7, 2024. It matched the largest halftime hole

overcome in program history. Making the wins over AP opponents even more impressive, the squad captured only one win over a top 15 team at full strength as the season was plagued with injuries. That victory was a stunning come-from-behind victory over No. 6 Duke in the third game of the season.

The Wildcats downed Troy and Illinois to reach the Sweet 16 of the NCAA Tournament. They became the first team in more than 20 years with zero returning points from the previous season to reach at least the second weekend of the tournament.

Kentucky finished the season ranking in the top 10 in KenPom offensive efficiency, it ranked seventh in the nation in points per game and set a program record with 341 made 3s. Furthermore, six players averaged double-digit scoring for the first time in school history.

To cap off a historic season, the Cats had two players (Koby Brea and Amari Williams) hear their names called in the 2025 NBA Draft. Brea went No. 41 overall to the Phoenix Suns, while Williams ended up with the Celtics. Lamont Butler, Andrew Carr and Jaxson Robinson all signed free-agent deals with NBA squads.

Pope returned to UK from Provo, Utah, where he compiled a 110-52 record (.679) during five campaigns at the helm of BYU. He took the Cougars to three postseason appearances, including two trips to the NCAA Tournament, and missed another bid when the 2020 event was cancelled because of the Covid pandemic. Three of his five BYU teams finished the season ranked in the top 20 of the KenPom efficiency ratings.

Pope went 23-11 in 2023-24. It was BYU's first season in the Big 12 Conference and the Cougars' 10-8 league record featured victories over No. 7 Kansas, No. 11 Baylor and No. 24 Iowa State. BYU's first win in the Big 12, on January 13 at Central Florida, also marked Pope's 100th victory as head coach of the Cougars.

The Cougars ranked third in the country with 11.1 made 3-pointers per game in 2023-24, and also ranked in the top 10 in assists per game (3rd) and assist-to-turnover ratio (6th). BYU led the Big 12 in scoring at 81.4 points per game. They were ranked as high as No. 12 in the AP Poll after going 12-1 in nonconference action, winning the Vegas Showdown, BYU's first multi-team event title since 2011. Pope was named to the 2024 Naismith College Coach of the Year Late Season Watch List for his efforts.

Pope's teams also hit the postseason in 2020-21, finishing with a 20-7 mark and making BYU's first appearance in the NCAA Tournament since 2015. The Cougars were 24-11 in 2021-22 and advanced to the quarterfinals of the National Invitation Tournament. The Cougars captured win No. 60 under Pope in January of '22, making him the fastest BYU coach to achieve the mark.

Pope began his head coaching stint at BYU in the 2019-20 season, tallying a 24-8 record, the most wins for a first-year coach in program history. He finished the season ranked No. 18 in the Associated Press poll and No. 16 in the USA Today/Coaches poll, becoming the first head coach at BYU to conclude the season with a national ranking in his first season. The Cougars finished second in the West Coast Conference with a 13-3 record. The Cougars also toppled No. 2-ranked Gonzaga, earning their best win over a ranked opponent inside their home venue in program history. The COVID pandemic prevented an almost-certain bid to the NCAA Tournament.

Pope's Cougars were statistically among the top offenses in the nation in '19-20. The Cougars finished the season ranked first in 3-point field goal percentage, second in assist-to-turnover ratio, third in field-goal percentage, fourth in 3-point field goals per game and fifth in assists per game.

Following his first season with the Cougars, Matt Norlander of CBS tabbed Pope as the best hire of the year. He was also awarded with the United States Basketball Writers Association District VIII Coach of the Year honor. He was a semifinalist for the Werner Ladder Naismith Coach of the Year.

Pope's first head coaching stint was a four-year term at Utah Valley. Beginning in 2015-16, the Wolverines increased their win total during every season of Pope's tenure, culminating in a 25-10 overall mark and a runner-up finish in the Western Athletic Conference in 2018-19. Utah Valley was 30-2 at home from 2017-19, and the 25 wins in 2019 were a single-season school record.

He began his collegiate playing career at the University of Washington, where he was tabbed the 1992 Pac-10 Freshman of the Year. After his sophomore season, he transferred to Kentucky, where he appeared in every game of his two-year career with the Wildcats. UK won the 1995 and '96 regular-season Southeastern Conference championships, the '95 SEC Tournament title and the 1996 NCAA Tournament. He averaged 7.9 points and 5.7 rebounds per game in 69 career games. Pope was named to the All-SEC Tournament Team in 1995, behind a pair of double-doubles in three games, including one in the title game that went to overtime.

Pope was selected in the second round of the 1996 NBA Draft by the Indiana Pacers. He played professional basketball from 1997-2005, including terms with Indiana, Milwaukee Bucks, New York Knicks and Denver Nuggets. In 2000-01, he started 45 games and helped the Bucks reach the Eastern Conference Finals.

Following his playing days, Pope enrolled in medical school at Columbia University and completed two years before returning to basketball. He joined Mark Fox's staff at Georgia in 2009. He then spent one season as an assistant coach for Jeff Bzdelik at Wake Forest and four seasons at BYU under Dave Rose. The Cougars posted four straight 20-win seasons and advanced to postseason play in each of those four years, including three bids to the NCAA Tournament. His success as an assistant at BYU was the springboard to become head coach at Utah Valley.

Pope and his wife, Lee Anne, have four daughters, Ella, Avery, Layla and Shay. He is a 1996 graduate of Kentucky with a degree in English.

PROFESSIONAL PLAYING CAREER

Anadolu Efes S.K.	1996-97
Indiana Pacers	1997-99
La Crosse Bobcats.....	1999
Ulkerspor	1999-2000
Milwaukee Bucks.....	2000-02
New York Knicks	2002-03
Denver Nuggets.....	2003-05

COACHING CAREER

Georgia, assistant director of operations ...	2009-10
Wake Forest, assistant coach	2010-11
BYU, assistant coach.....	2011-15
Utah Valley, head coach	2015-19
BYU, head coach.....	2019-24
Kentucky, head coach	2024-pres.

UTAH VALLEY, HEAD COACH

2015-16	12-18	.400	
2016-17	17-17	.500	CBI Semifinals
2017-18	23-11	.676	CBI Quarterfinals
2018-19	25-10	.714	CBI Quarterfinals
Totals:	77-56	.579	

BYU, HEAD COACH

2019-20	24-8	.750	Postseason not held
2020-21	20-7	.741	NCAA First Round
2021-22	24-11	.686	NIT Quarterfinals
2022-23	19-15	.559	
2023-24	23-11	.676	NCAA First Round
Totals:	110-52	.679	

KENTUCKY, HEAD COACH

2024-25	24-12	0.667	NCAA Sweet 16
2025-26	0-0	.000	
Totals:	24-12	0.667	

OVERALL

10TH SEASON	211-120 (.637)
-------------------	----------------



HEAD COACH MARK POPE

Record vs. All Opponents

Team	Overall	Kentucky	BYU	UV	Last Meeting
Alabama	0-3	0-3	0-0	0-0	L, 99-70 March 14, 2025
Antelope Valley	2-0	0-0	0-0	2-0	W, 102-63 Jan. 2, 2017
Arizona	0-1	0-0	0-0	0-1	L, 80-69 Dec. 6, 2018
Arizona State	1-0	0-0	1-0	0-0	W, 77-49 Nov. 23, 2023
Arkansas	0-1	0-1	0-0	0-0	L, 89-79 Feb. 1, 2025
Auburn	0-1	0-1	0-0	0-0	L, 94-78 March 1, 2025
Baylor	1-1	0-0	1-1	0-0	W, 78-71 Feb. 20, 2024
Bellarmine	1-0	0-0	1-0	0-0	W, 101-59 Dec. 22, 2023
Benedictine	1-0	0-0	0-0	1-0	W, 86-52 Nov. 19, 2016
Bethesda	1-0	0-0	0-0	1-0	W, 106-44 Dec. 14, 2017
Boise State	0-2	0-0	0-2	0-0	L, 74-70 Dec. 9, 2020
Brown	1-0	1-0	0-0	0-0	W, 88-54 Dec. 31, 2024
Bucknell	1-0	1-0	0-0	0-0	W, 100-72 Nov. 9, 2024
Butler	0-1	0-0	0-1	0-0	L, 75-70 Nov. 24, 2022
BYU	1-3	0-0	0-0	1-3	L, 75-65 Nov. 9, 2018
Cal State Bakersfield	4-6	0-0	0-0	4-6	W, 76-61 March 9, 2019
Cal State Fullerton	2-1	0-0	1-0	1-1	W, 76-58 Nov. 5, 2019
Cal State Northridge	1-0	0-0	0-0	1-0	W, 92-84 March 19, 2019
California Baptist	2-0	0-0	0-0	2-0	W, 64-63 March 2, 2019
Central Methodist	1-0	0-0	1-0	0-0	W, 97-61 Nov. 20, 2021
Chicago State	7-1	0-0	0-0	7-1	W, 103-71 Feb. 21, 2019
Cincinnati	0-1	0-0	0-1	0-0	L, 71-60 Jan. 6, 2024
Clemson	0-1	0-1	0-0	0-0	L, 70-66 Dec. 3, 2024
Cleveland State	1-0	0-0	1-0	0-0	W, 69-59 Nov. 9, 2021
Colgate	1-0	1-0	0-0	0-0	W, 78-67 Dec. 11, 2024
Creighton	1-1	0-0	1-1	0-0	W, 83-80 Dec. 10, 2022
Dayton	1-0	0-0	1-0	0-0	W, 79-75 ^{OT} Nov. 25, 2022
Denver	3-1	0-0	1-0	2-1	W, 90-74 Dec. 13, 2023
Duke	1-1	1-0	0-0	0-1	W, 77-72 Nov. 12, 2024
Duquesne	0-1	0-0	0-1	0-0	L, 71-67 March 21, 2024
Eastern Oregon	1-0	0-0	0-0	1-0	W, 97-52 Nov. 20, 2017
Eastern Washington	1-0	0-0	0-0	1-0	W, 87-65 March 13, 2018
Evansville	1-0	0-0	1-0	0-0	W, 96-55 Dec. 5, 2023
Florida	1-0	1-0	0-0	0-0	W, 106-100 Jan. 4, 2025
Fresno State	2-0	0-0	1-0	1-0	W, 85-56 Dec. 1, 2023
Georgia	0-1	0-1	0-0	0-0	L, 82-69 Jan. 7, 2025
Georgia Southern	1-0	0-0	0-0	1-0	W, 74-49 March 15, 2017
Georgia State	2-0	1-0	1-0	0-0	W, 105-76 Nov. 29, 2024
Gonzaga	2-9	1-0	1-8	0-1	W, 90-89 ^{OT} Dec. 7, 2024
Grand Canyon	2-8	0-0	0-0	2-8	L, 78-74 March 15, 2019
Great Falls	1-0	0-0	0-0	1-0	W, 89-60 Nov. 14, 2015
Hartford	1-0	0-0	0-0	1-0	W, 72-65 Nov. 19, 2018
Hawaii	0-1	0-0	0-0	0-1	L, 70-69 Dec. 17, 2017
Houston	1-1	0-0	1-1	0-0	L, 75-68 Jan. 23, 2024
Houston Christian	1-0	0-0	1-0	0-0	W, 110-63 Nov. 6, 2023
Idaho State	5-0	0-0	1-0	4-0	W, 60-56 Nov. 7, 2022
Illinois	1-0	1-0	0-0	0-0	W, 84-75 March 23, 2025
Iowa State	1-1	0-0	1-1	0-0	L, 68-63 March 6, 2024
Jackson State	1-0	1-0	0-0	0-0	W, 108-59 Nov. 22, 2024
Kansas	1-1	0-0	1-1	0-0	W, 76-68 Feb. 27, 2024
Kansas City	7-3	0-0	0-0	7-3	W, 71-64 March 14, 2019
Kansas State	1-1	0-0	1-1	0-0	L, 84-74 Feb. 24, 2024
Kentucky	0-1	0-0	0-0	0-1	L, 73-63 Nov. 10, 2017
Liberty	1-0	0-0	1-0	0-0	W, 80-75 Dec. 25, 2021
Lindenwood	1-0	0-0	1-0	0-0	W, 90-61 Dec. 20, 2022
Lipscomb	1-0	1-0	0-0	0-0	W, 97-68 Nov. 19, 2024
Long Beach State	2-0	0-0	1-0	1-0	W, 93-72 March 16, 2022
Louisville	1-1	1-0	0-0	0-1	W, 93-85 Dec. 14, 2024
Loyola Marymount	8-1	0-0	8-1	0-0	W, 73-63 March 4, 2023
LSU	1-0	1-0	0-0	0-0	W, 95-64 March 4, 2025
Mississippi State	1-0	1-0	0-0	0-0	W, 95-90 Jan. 11, 2025
Missouri	1-0	1-0	0-0	0-0	W, 91-83 March 8, 2025
Missouri State	2-0	0-0	2-0	0-0	W, 66-64 Nov. 16, 2022
Montana State	0-1	0-0	0-0	0-1	L, 76-72 Dec. 1, 2015
Montana Tech	3-0	0-0	1-0	2-0	W, 98-63 Nov. 30, 2019
Morgan State	1-0	0-0	1-0	0-0	W, 93-50 Nov. 18, 2023
NC State	1-0	0-0	1-0	0-0	W, 95-86 Nov. 24, 2023
Nevada	1-0	0-0	1-0	0-0	W, 75-42 Dec. 10, 2019
New Mexico State	2-6	0-0	0-0	2-6	L, 84-77 Feb. 14, 2019
New Orleans	1-0	0-0	1-0	0-0	W, 86-61 Nov. 26, 2020
Nicholls	1-0	0-0	1-0	0-0	W, 87-73 Nov. 19, 2022
North Dakota	2-0	0-0	0-0	2-0	W, 74-68 Nov. 24, 2018
Northern Arizona	1-0	0-0	0-0	1-0	W, 98-78 Dec. 8, 2018

Team	Overall	Kentucky	BYU	UV	Last Meeting
Northern Iowa	1-0	0-0	1-0	0-0	W, 90-71 March 19, 2022
Ohio State	0-1	0-1	0-0	0-0	L, 85-65 Dec. 21, 2024
Ole Miss	0-1	0-1	0-0	0-0	L, 98-84 Feb. 4, 2025
Oklahoma	2-1	2-0	0-1	0-0	W, 85-84 March 13, 2025
Oklahoma State	1-1	0-0	1-1	0-0	W, 85-71 March 9, 2024
Oral Roberts	1-0	0-0	1-0	0-0	W, 79-73 Dec. 28, 2019
Oregon	1-0	0-0	1-0	0-0	W, 81-49 Nov. 16, 2021
Pacific	6-1	0-0	6-1	0-0	W, 81-66 Feb. 4, 2023
Pepperdine	7-2	0-0	7-2	0-0	L, 92-80 Feb. 9, 2023
Portland	7-0	0-0	7-0	0-0	W, 82-71 March 3, 2023
Rice	1-0	0-0	0-0	1-0	W, 85-79 March 20, 2017
Saint Mary's	4-8	0-0	4-6	0-2	L, 76-69 March 6, 2023
Sam Houston State	2-0	0-0	0-0	2-0	W, 85-79 Dec. 22, 2018
San Diego	4-0	0-0	4-0	0-0	W, 68-48 Jan. 7, 2022
San Diego Christian	1-0	0-0	0-0	1-0	W, 88-79 Jan. 2, 2016
San Diego State	3-2	0-0	3-2	0-0	W, 74-65 Feb. 4, 2023
San Francisco	5-5	0-0	5-4	0-1	W, 87-61 Feb. 25, 2023
Santa Clara	1-3	0-0	1-3	0-0	L, 81-74 Feb. 16, 2023
Seattle	5-4	0-0	0-0	5-4	W, 77-68 Feb. 26, 2019
South Carolina	1-0	1-0	0-0	0-0	W, 80-57 Nov. 13, 2025
South Dakota	0-1	0-0	0-1	0-0	L, 69-68 Dec. 3, 2022
SE Louisiana	1-0	0-0	1-0	0-0	W, 105-48 Nov. 15, 2023
Southern Cal	0-2	0-0	0-2	0-0	L, 82-76 Nov. 23, 2022
Southern Utah	1-1	0-0	1-0	0-1	W, 78-63 Feb. 15, 2025
St. John's	1-0	0-0	1-0	0-0	W, 74-68 Dec. 2, 2020
TCU	1-0	0-0	1-0	0-0	W, 87-75 March 2, 2024
Tennessee	2-1	2-1	0-0	0-0	L, 78-65 March 28, 2025
Texas	1-1	0-1	1-0	0-0	L, 82-78 Feb. 15, 2025
Texas A&M	1-0	1-0	0-0	0-0	W, 81-69 Jan. 14, 2025
Texas Southern	2-0	0-0	2-0	0-0	W, 81-64 Nov. 24, 2021
Texas Tech	0-2	0-0	0-2	0-0	L, 81-67 March 14, 2024
Troy	1-0	1-0	0-0	0-0	W, 76-57 March 21, 2025
UC Davis	1-2	0-0	0-0	1-2	W, 80-71 Nov. 18, 2017
UC Riverside	2-0	0-0	0-0	2-0	W, 90-82 Dec. 28, 2017
UCF	3-0	0-0	3-0	0-0	W, 87-73 March 13, 2024
UCLA	1-1	0-0	1-1	0-0	L, 73-62 March 20, 2021
UNC Wilmington	0-1	0-0	0-0	0-1	L, 102-77 Dec. 22, 2015
UNLV	1-0	0-0	1-0	0-0	W, 83-50 Dec. 7, 2019
USF	1-1	0-0	1-0	0-1	W, 54-39 Dec. 22, 2021
UT Rio Grande Valley	8-0	0-0	0-0	8-0	W, 76-64 Feb. 16, 2019
UT San Antonio	3-1	0-0	0-0	3-1	W, 88-80 Dec. 2, 2017
Utah	3-3	0-0	3-2	0-1	L, 73-69 Dec. 9, 2023
Utah State	3-3	0-0	3-0	0-3	W, 82-71 Dec. 8, 2021
Utah Valley	1-2	0-0	1-2	0-0	L, 75-60 Dec. 7, 2022
Vanderbilt	1-2	1-1	0-1	0-0	W, 82-61 Feb. 19, 2025
Virginia Tech	1-0	0-0	1-0	0-0	W, 90-77 Nov. 27, 2019
Washington State	0-2	0-0	0-1	0-1	L, 77-58 March 23, 2022
Weber State	7-1	0-0	4-0	3-1	W, 63-57 Dec. 22, 2022
West Virginia	1-0	0-0	1-0	0-0	W, 86-73 Feb. 3, 2024
Western Colorado	1-0	0-0	0-0	1-0	W, 82-59 Nov. 28, 2018
Western Kentucky	1-0	1-0	0-0	0-0	W, 87-68 Nov. 26, 2024
Western Oregon	1-0	0-0	1-0	0-0	W, 97-64 Dec. 15, 2022
Westminster	4-0	0-0	3-0	1-0	W, 100-70 Nov. 29, 2022
Wright State	1-0	1-0	0-0	0-0	W, 103-62 Nov. 4, 2024
Wyoming	1-1	0-0	1-0	0-1	W, 94-68 Dec. 30, 2023
	211-120	24-12	110-52	77-56	

HEAD COACH MARK POPE

Career Highlights

Kentucky

- UK captured eight wins over AP Top-15 opponents this season, the most in program history. That mark is tied with 1992-93 Indiana and 1978-79 Duke for the most top 15 wins ever in a single season. Kentucky defeated only one AP Top 15 team (Duke) at full strength
- Kentucky made 341 3-pointers on the year, which is the most in a single-season in program history in Pope's first season
- UK was the only team in the last 20 years to make the Sweet 16 having not returned a single point scorer from the prior season
- Six players finished the season averaging double-figure points per game. It marked the first time in school history a team had six double-digit scorers

BYU

- After being picked to finish last in its first season in the Big 12, Pope led the Cougars to a fifth-place finish with wins over No. 7 Kansas, No. 11 Baylor and No. 24 Iowa State
- 2024 Naismith College Coach of the Year Late Season Watch List
- The 2023-24 Cougars spent 16 weeks in the AP Top 25, the second-most appearances in school history
- One of four coaches in program history to win 20 or more games in first three seasons as head coach, joining G. Ott Romney, Roger Reid and Dave Rose
- Produced a 64-12 (.842) home record
- Led BYU to its first appearance in the NCAA Tournament since 2015 in 2021
- Named USBWA District VII Coach of the Year after leading BYU to a 24-8 record before COVID-19 canceled postseason play
- The 24 wins in his inaugural season was a program record
- Cougars ranked first in the nation in 3-point percentage in 2020, marking just the second time in program history that BYU ranked first nationally in any offensive statistic
- In 2023-24, BYU ranked second in the nation in 3-point attempts and third in made 3-pointers per game and assists per game
- Was the fastest coach to 60 wins in program history
- Became only the second coach in program history to earn an AP Top 25 ranking in his first season, and the first to finish the year among the top 25
- Downed No. 2 Gonzaga in 2020 at home, marking the highest-ranked foe ever defeated in the Marriott Center
- Four of his five BYU teams spent time in the AP Top 25. Prior to his hiring in 2019, BYU had not appeared in a single poll since the 2010-11 season

Utah Valley

- Increased total victories every season at the helm
- With 23 wins in 2017-18 and 25 in 2018-19, Pope guided the Wolverines to the first back-to-back 20-win seasons in program history
- The 25 wins in 2018-19 were the most ever in the program's history
- Coached the 2019 Western Athletic Conference Player and Freshman of the Year
- Utah Valley was 20-2 at home from 2017-19
- Led the Wolverines to 22 consecutive home wins from 2017-19. It was the nation's second-longest active home winning streak at the time and the longest in school history

Pope's Record When ...

Seson	School	Overall	Home	Away	Neutral	Conf.	Conf. Tourney	Postseason
2015-16	Utah Valley	12-18	7-8	5-9	0-1	6-8	0-1	--
2016-17	Utah Valley	17-17	8-5	8-11	1-1	6-8	1-1	2-1 CBI
2017-18	Utah Valley	23-11	16-1	6-9	1-1	10-4	1-1	1-1 CBI
2018-19	Utah Valley	25-10	14-1	8-8	3-1	12-4	1-1	1-1 CBI
2019-20	BYU	24-8	14-1	6-5	4-2	13-3	0-1	0-0 (COVID)
2020-21	BYU	20-7	10-2	7-2	3-3	10-3	1-1	0-1 NCAA
2021-22	BYU	24-11	14-3	6-5	4-3	9-6	1-1	2-1 NIT
2022-23	BYU	19-15	12-4	2-7	5-4	7-9	2-1	--
2023-24	BYU	23-11	16-2	3-7	4-2	10-8	1-1	0-1 NCAA
2024-25	Kentucky	24-12	15-3	4-6	5-3	10-8	1-1	2-1 NCAA
2025-26	Kentucky	0-0	0-0	0-0	0-0	0-0	0-0	--
	at Kentucky	24-12	15-3	4-6	5-3	10-8	1-1	2-1 NCAA
	Total	211-120	126-30	55-69	30-20	93-61	9-10	8-7

Statistical Snapshot Year-to-Year

	KenPom O	KenPom D	Avg. Points Per Possession	3-Point %	Made 3s Per Game
Kentucky (25-26)	-	-	-	-	-
Kentucky (24-25)	10	51	1.164	37.5%	9.5
BYU (23-24)	14	60	1.164	34.8%	11.1
BYU (22-23)	103	52	1.048	34.0%	8.1
BYU (21-22)	50	70	1.060	35.3%	8.0
BYU (20-21)	23	30	1.087	37.3%	8.7
BYU (19-20)	7	60	1.121	42.2%	10.4
Utah Valley (18-19)	96	131	1.090	38.2%	8.1
Utah Valley (17-18)	73	131	1.093	38.6%	7.9
Utah Valley (16-17)	240	75	0.990	32.0%	8.8
Utah Valley (15-16)	268	278	0.989	35.1%	8.5

Pope Award Winners

Player (School)	Honor
Matt Haarms (BYU)	WCC Defensive Player of the Year
Wyatt Lowell (Utah Valley)	WAC Freshman of the Year
Jaxson Robinson (BYU)	Big 12 Sixth Man of the Year
Jake Toolson (Utah Valley)	WAC Player of the Year
(BYU)	WCC Newcomer of the Year

Pope All-Conference Honors


Player (School)	Team (Year)
Brandon Averette (BYU)	Second (2021)
Alex Barcello (BYU)	First (2021)
	First (2022)
Yoeli Childs (BYU)	First (2020)
Marcel Davis (Utah Valley)	Second (2016)
Konner Frey (Utah Valley)	Freshman (2016)
Matt Haarms (BYU)	Second (2021)
Dallin Hall (BYU)	Freshman (2023)
TJ Haws (BYU)	First (2020)
Caleb Lohner (BYU)	Freshman (2022)
Akolda Manyang (Utah Valley)	Defensive (2018)
Isaac Neilson (Utah Valley)	Defensive (2017)
Kenneth Ogbe (Utah Valley)	First (2018)
Otega Owheh (Kentucky)	Second (2025)
Brandon Randolph (Utah Valley)	Second (2018)
Conner Toolson (Utah Valley)	Second (2018)
Jake Toolson (Utah Valley)	Freshman (2018)
	First (2019)
(BYU)	First (2020)
Fousseyni Traore (BYU)	Second (2023)
	Freshman (2022)

Pope by the Numbers

1996	National Champion
126	Career home victories as a HC
41	Margin of first UK coaching victory, also the jersey number he wore as a UK player
23rd	Coach in UK history
14	First or second team all-conference honors by players
9	Teams to average 70.0+ points per game
7	20-win seasons
7	Postseason appearances



More than 20,000 fans were in attendance in Rupp Arena at Central Bank Center on April 14 when UK introduced Mark Pope as its 23rd head coach.



OTEGA OWEH

SR. | Guard | 6-4 | 220
Newark, N.J. | University of Oklahoma
Communication

X: @OtegaOweh | IG: @otegaowe

- Preseason All-SEC Player of the Year, and a member of the preseason All-SEC First Team
- Scored in double figures in each of the team's first 26 games, and 33 overall a season ago
- NABC All-District First-Team selection and Second Team All-SEC by the league's coaches as a junior
- Set career highs in points per game (16.2), rebounds per game (4.7), assists per game (1.7), steals per game (1.6), blocks per game (0.5) and free-throw percentage (.776) a season ago
- Was UK's leading scorer in 16 games
- A career 1,000-point scorer
- Played limited minutes in the Blue-White Game, scoring three points and adding two rebounds and a pair of assists for Team Blue
- Brother, Odafe, is a linebacker for the Baltimore Ravens



Back in Blue with
De'Andre Liggins



Mic'd Up



Cats By 90

2025-26 SEASON/CAREER HIGHS*

Points	
Season	-
Career	28, at Oklahoma (2/26/25)
Rebounds	
Season	-
Career	12, at Vanderbilt (1/25/25)
Field Goals	
Season	-
Career	12, at Oklahoma (2/26/25)
Field Goals Attempted	
Season	-
Career	21, at Oklahoma (2/26/25)
3-Point Field Goals	
Season	-
Career	3, WRIGHT STATE (11/4/24)
3-Point Field Goals Attempted	
Season	-
Career	5, 3x last at Texas (2/15/25)
Free Throws	
Season	-
Career	13, vs. Ohio State (12/21/24)
Free Throws Attempted	
Season	-
Career	13, vs. Ohio State (12/21/24)
Assists	
Season	-
Career	6, vs. Troy (3/21/25)
Steals	
Season	-
Career	7, GREEN BAY (12/16/23)
Blocked Shots	
Season	-
Career	2, 7x last at Oklahoma (2/26/25)
Minutes Played	
Season	-
Career	38, vs. Gonzaga (12/7/24)

MISCELLANEOUS	2025-26	CAREER*
Dunks	0	79
Double-Figure Scoring Games	0	55
Double-Figure Rebounding Games	0	2
Games With Double-Double	0	2
Games Led UK in Scoring	0	20
Games Led UK in Rebounding	0	7
Games Led UK in Assists	0	4
Games Led UK in Steals	0	47
Games Led UK in Blocks	0	19
Games With 3+ Assists	0	13
Games With 3+ Blocks	0	0
Games With 3+ Steals	0	18
Games With 3+ Three-Pointers	0	1

*Includes Oklahoma statistics

CAREER STATISTICS

Year	GP-GS	Min-Avg	FG-FGA	Pct	3FG-FGA	Pct	FT-FTA	Pct	Off-Def-Tot-Avg	PF-FO	Ast	TO	Blk	Stl	Pts	Avg
2022-23	28-9	370-13.2	47-106	.443	1-4	.250	39-60	.650	21-38-59-2.1	50-2	5	31	5	33	134	4.8
2023-24	32-28	797-24.9	136-276	.493	20-53	.377	72-112	.643	29-91-120-3.8	76-0	32	57	14	47	364	11.4
2024-25	36-36	1020-28.3	204-415	.492	27-76	.355	149-192	.776	36-132-168-4.7	94-2	62	55	19	57	584	16.2
2025-26																
Career	96-73	2188-22.8	387-797	.486	48-133	.361	260-364	.714	86-261-347-3.6	220-4	99	143	38	137	1082	11.3





DENZEL ABERDEEN

SR. | Guard | 6-5 | 195
Orlando, Fla. | University of Florida
Criminal Justice

X: @DenzelAberdeen | IG: @1wayyzel

- A member of Florida's 2025 National Championship squad
- Averaged 7.7 points in 39 appearances with five starts a season ago
- Had 10 games with double-figure scoring as a junior
- Had back-to-back 20-point games, scoring 20 on the road at Mississippi State and a career-high 22 points on five made 3s vs. South Carolina
- Averaged 14.4 points and shot 41.4 percent from 3-point range in his five starts
- Started the Blue-White game for the winning Blue team. He scored four points, had three assists and added two steals
- Twice named Florida Association of Basketball Coaches (FABC) All-State, earning first team in 2021 and second team in 2022
- Scored 27 points in the 2021 7A championship game, leading Dr. Phillips to its first state championship in school history
- Lists his shoe collection as his most prized possession and his favorite movie is Home Alone

Mic'd Up

Follow Friday

2025-26 SEASON/CAREER HIGHS*		
Points		
Season	-	
Career	22, vs. SOUTH CAROLINA (2/15/25)	
Rebounds		
Season	-	
Career	6, vs. NORTH FLORIDA (12/21/24)	
Field Goals		
Season	-	
Career	8, vs. SOUTH CAROLINA (2/15/25)	
Field Goals Attempted		
Season	-	
Career	12, 3x last vs. S. CAROLINA (2/15/25)	
3-Point Field Goals		
Season	-	
Career	5, vs. SOUTH CAROLINA (2/15/25)	
3-Point Field Goals Attempted		
Season	-	
Career	8, at Mississippi State (2/11/25)	
Free Throws		
Season	-	
Career	6, at Tennessee (2/1/25)	
Free Throws Attempted		
Season	-	
Career	8, at Tennessee (2/1/25)	
Assists		
Season	-	
Career	5, vs. GRAMBLING (12/22/23)	
Steals		
Season	-	
Career	4, vs. Texas A&M (3/16/24)	
Blocked Shots		
Season	-	
Career	1, 2x, last at Vanderbilt (3/9/24)	
Minutes Played		
Season	-	
Career	35, vs. VANDERBILT (2/4/25)	
MISCELLANEOUS	2025-26	CAREER*
Dunks	0	10
Double-Figure Scoring Games	0	13
Double-Figure Rebounding Games	0	0
Games With Double-Double	0	0
Games Led UK in Scoring	0	3
Games Led UK in Rebounding	0	0
Games Led UK in Assists	0	2
Games Led UK in Steals	0	6
Games Led UK in Blocks	0	1
Games With 3+ Assists	0	8
Games With 3+ Blocks	0	0
Games With 3+ Steals	0	2
Games With 3+ Three-Pointers	0	3
*includes Florida statistics		

CAREER STATISTICS																
Year	GP-GS	Min-Avg	FG-FGA	Pct	3FG-FGA	Pct	FT-FTA	Pct	Off-Def-Tot-Avg	PF-FO	Ast	TO	Blk	Stl	Pts	Avg
2022-23	12-0	41-3.4	7-16	.438	0-5	.000	5-9	.556	1-3-4-0.3	5-0	2	2	0	0	19	1.6
2023-24	32-0	312-9.7	40-99	.404	12-34	.353	14-22	.636	11-18-29-0.9	30-0	23	13	2	13	106	3.3
2024-25	39-5	773-19.8	107-256	.418	36-103	.350	51-72	.708	12-56-68-1.7	57-0	55	39	0	18	301	7.7
2025-26																
Career	83-5	1125-13.6	154-371	.415	48-142	.338	70-103	.680	24-77-101-1.2	92-0	80	54	2	31	426	5.1



JASPER JOHNSON

FR. | Guard | 6-5 | 180
Lexington, Ky. | Overtime Elite
Human Nutrition

X: @BruhJasperJ | IG: @bruhjasperj



Meet the Cats

- Started the Blue-White Game for the winning Blue team. He had a team-high 10 points and made a pair of 3s
- Five-star prospect, ranked as a top-25 prospect in the class
- Won gold at the 2025 FIBA U19 Men's World Cup with Team USA this summer. Johnson averaged 8.0 points, 1.6 assists and 1.3 rebounds per game, while shooting 46.3% from the field and 40.1% from 3-point range
- Played his final high school season at Overtime Elite averaging 20.3 points, 5.9 rebounds and 5.8 assists per game for Real Wild Energy
- Began his high school career at Woodford County High School where he helped lead the Yellowjackets to the semifinals of the KHSAA Sweet 16 in 2023, while also playing quarterback on the football team
- Third generation Wildcat: Father, Dennis, and uncle, Derrick, both played football at UK; while his grandfather, Alvis, worked eight years in athletics administration at UK
- Father, Dennis, played in the NFL for both the Arizona Cardinals and the San Francisco 49ers and is now the football coach and athletic director at Woodford County High School
- Chose jersey number because of the two "J's" in his initials

2025-26 SEASON/CAREER HIGHS

Points		
Season	-	
Career	-	
Rebounds		
Season	-	
Career	-	
Field Goals		
Season	-	
Career	-	
Field Goals Attempted		
Season	-	
Career	-	
3-Point Field Goals		
Season	-	
Career	-	
3-Point Field Goals Attempted		
Season	-	
Career	-	
Free Throws		
Season	-	
Career	-	
Free Throws Attempted		
Season	-	
Career	-	
Assists		
Season	-	
Career	-	
Steals		
Season	-	
Career	-	
Blocked Shots		
Season	-	
Career	-	
Minutes Played		
Season	-	
Career	-	
MISCELLANEOUS		
	2025-26	CAREER*
Dunks	0	0
Double-Figure Scoring Games	0	0
Double-Figure Rebounding Games	0	0
Games With Double-Double	0	0
Games Led UK in Scoring	0	0
Games Led UK in Rebounding	0	0
Games Led UK in Assists	0	0
Games Led UK in Steals	0	0
Games Led UK in Blocks	0	0
Games With 3+ Assists	0	0
Games With 3+ Blocks	0	0
Games With 3+ Steals	0	0
Games With 3+ Three-Pointers	0	0

CAREER STATISTICS

Year	GP-GS	Min-Avg	FG-FGA	Pct	3FG-FGA	Pct	FT-FTA	Pct	Off-Def-Tot-Avg	PF-FO	Ast	TO	Blk	Stl	Pts	Avg
2025-26																
Career																





KAM WILLIAMS

SO. | Guard | 6-8 | 205
Lafayette, La. | Tulane University
Social Work

X: @KamWilliams_3 | IG: @Kammie1k

- Started 28 of the 33 games played during his freshman campaign at Tulane
- Logged 14 double-figure scoring efforts and shot 41.2 percent from 3-point range
- Had 16 points and eight rebounds in the semifinals of the American Athletic Conference Tournament against Memphis
- Put up a season-high 24 points in the regular-season finale vs. UAB
- Brother, Greg, played basketball at St. John's and Louisiana
- Cites word searches as an off-the-court talent



Follow Friday

2025-26 SEASON/CAREER HIGHS*

Points	
Season	-
Career	24, UAB (3/9/25)
Rebounds	
Season	-
Career	10, 2x last EAST CAROLINA (2/19/25)
Field Goals	
Season	-
Career	9, UAB (3/9/25)
Field Goals Attempted	
Season	-
Career	12, UAB (3/9/25)
3-Point Field Goals	
Season	-
Career	6, UAB (3/9/25)
3-Point Field Goals Attempted	
Season	-
Career	8, 4x last UAB (3/9/25)
Free Throws	
Season	-
Career	3, 2x last vs. Memphis (3/15/25)
Free Throws Attempted	
Season	-
Career	4, vs. Memphis (3/15/25)
Assists	
Season	-
Career	4, 3x last CHARLOTTE (2/26/25)
Steals	
Season	-
Career	4, 2x last vs. Wyoming (11/26/24)
Blocked Shots	
Season	-
Career	3, 3x last RICE (2/15/25)
Minutes Played	
Season	-
Career	42, NEW ORLEANS (11/22/24)

MISCELLANEOUS	2025-26	CAREER*
Dunks	0	10
Double-Figure Scoring Games	0	14
Double-Figure Rebounding Games	0	2
Games With Double-Double	0	1
Games Led UK in Scoring	0	2
Games Led UK in Rebounding	0	6
Games Led UK in Assists	0	2
Games Led UK in Steals	0	16
Games Led UK in Blocks	0	13
Games With 3+ Assists	0	5
Games With 3+ Blocks	0	3
Games With 3+ Steals	0	6
Games With 3+ Three-Pointers	0	9

*includes Tulane statistics

CAREER STATISTICS

Year	GP-GS	Min-Avg	FG-FGA	Pct	3FG-FGA	Pct	FT-FTA	Pct	Off-Def-Tot-Avg	PF-FO	Ast	TO	Blk	Stl	Pts	Avg
2024-25	33-28	1067-32.4	112-231	.485	63-153	.412	19-25	.760	23-125-148-4.5	52-0	44	28	35	46	306	9.3
2025-26																
Career	33-28	1067-32.4	112-231	.485	63-153	.412	19-25	.760	23-125-148-4.5	52-0	44	28	35	46	306	9.3



4



ANDRIJA JELAVIĆ

SO. | Forward | 6-11 | 225

Zagreb, Croatia | Prirodoslovna škola Vladimira Preloga / Mega Superbet Communication

IG: @jelaviccc

- Drained a pair of 3s and added four rebounds for the winning Blue team in the Blue-White event
- Played for Mega Superbet in the Adriatic League, averaging 11.0 points, 7.4 rebounds, 1.5 assists and 1.0 steals
- Previously played for OKK Beograd, KK Mega Leks U18 and KK Cedevita Olimpija Junior
- Played at the 2022 U18 Euro Championships averaging 11.3 points, 11.0 rebounds and 2.4 assists per game in seven outings
- Most prized possession is a watch given to him by his father
- Chose his jersey number for Dražen Petrović



Cats by 90



Follow Friday

2025-26 SEASON/CAREER HIGHS

Points	
Season	-
Career	-
Rebounds	
Season	-
Career	-
Field Goals	
Season	-
Career	-
Field Goals Attempted	
Season	-
Career	-
3-Point Field Goals	
Season	-
Career	-
3-Point Field Goals Attempted	
Season	-
Career	-
Free Throws	
Season	-
Career	-
Free Throws Attempted	
Season	-
Career	-
Assists	
Season	-
Career	-
Steals	
Season	-
Career	-
Blocked Shots	
Season	-
Career	-
Minutes Played	
Season	-
Career	-

MISCELLANEOUS	2025-26	CAREER*
Dunks	0	0
Double-Figure Scoring Games	0	0
Double-Figure Rebounding Games	0	0
Games With Double-Double	0	0
Games Led UK in Scoring	0	0
Games Led UK in Rebounding	0	0
Games Led UK in Assists	0	0
Games Led UK in Steals	0	0
Games Led UK in Blocks	0	0
Games With 3+ Assists	0	0
Games With 3+ Blocks	0	0
Games With 3+ Steals	0	0
Games With 3+ Three-Pointers	0	0

CAREER STATISTICS

Year	GP-GS	Min-Avg	FG-FGA	Pct	3FG-FGA	Pct	FT-FTA	Pct	Off-Def-Tot-Avg	PF-FO	Ast	TO	Blk	Stl	Pts	Avg
2025-26																
Career																



5



COLLIN CHANDLER

SO. | Guard | 6-5 | 205
Farmington, Utah | Farmington High School
Business Administration- Finance

X: @collinchand13r | IG: @collinxchandler

- Saw action in 30 games during his freshman campaign
- Led the team in steals in seven games
- Hit a 3-pointer in each of the team's final seven games
- Logged 60 of his 82 points over the final 11 games of the season for an average of 5.5 points per game
- Utah Gatorade Player of the Year in 2023
- Ranked as the No. 33 overall player in the class of 2023 by 247Sports, the No. 6 combo guard and the No. 1 player in the state of Utah before serving a mission and stepping away from basketball for two years
- Married his high school sweetheart, Hannah, in May of 2025 during the offseason



Five Things

2025-26 SEASON/CAREER HIGHS*

Points	
Season	-
Career	11, LSU (3/4/25)
Rebounds	
Season	-
Career	6, VANDERBILT (2/19/25)
Field Goals	
Season	-
Career	3, 2x last at Missouri (3/8/25)
Field Goals Attempted	
Season	-
Career	8, LSU (3/4/25)
3-Point Field Goals	
Season	-
Career	3, LSU (3/4/25)
3-Point Field Goals Attempted	
Season	-
Career	6, LSU (3/4/25)
Free Throws	
Season	-
Career	3, vs. Troy (3/21/25)
Free Throws Attempted	
Season	-
Career	3, vs. Troy (3/21/25)
Assists	
Season	-
Career	4, vs. Troy (3/21/25)
Steals	
Season	-
Career	3, vs. Illinois (3/23/25)
Blocked Shots	
Season	-
Career	1, 2x last at Missouri (3/8/25)
Minutes Played	
Season	-
Career	22, vs. Oklahoma (3/13/25)

MISCELLANEOUS	2025-26	CAREER
Dunks	0	0
Double-Figure Scoring Games	0	1
Double-Figure Rebounding Games	0	0
Games With Double-Double	0	0
Games Led UK in Scoring	0	0
Games Led UK in Rebounding	0	0
Games Led UK in Assists	0	0
Games Led UK in Steals	0	7
Games Led UK in Blocks	0	0
Games With 3+ Assists	0	2
Games With 3+ Blocks	0	0
Games With 3+ Steals	0	1
Games With 3+ Three-Pointers	0	1

CAREER STATISTICS

Year	GP-GS	Min-Avg	FG-FGA	Pct	3FG-FGA	Pct	FT-FTA	Pct	Off-Def-Tot-Avg	PF-FO	Ast	TO	Blk	Stl	Pts	Avg
2024-25	30-0	311-10.4	26-72	.361	17-49	.347	13-15	.867	5-25-30-1.0	38-1	21	26	2	20	82	2.7
2025-26																
Career	30-0	311-10.4	26-72	.361	17-49	.347	13-15	.867	5-25-30-1.0	38-1	21	26	2	20	82	2.7





TRENT NOAH

SO. | Forward | 6-5 | 220
Harlan, Ky. | Harlan County High School
Education- Sport Leadership

X: @trentnoah2_ | IG: @trentnoah2

- Logged six points, three assists and a pair of boards in the Blue-White Game for the Blue team
- Appeared in 24 games during debut season
- Averaged 2.7 points and 1.9 rebounds per game
- Had eight games with three or more rebounds
- Was key in home win over Tennessee, finishing with a season-best 11 points while hitting three 3s in the game. He became just the third player in program history to connect on three or more 3s off the bench against an AP Top 5 opponent
- Was inducted into Harlan County Public Schools Frank Brittain Academic and Athletic Hall of Fame in May of 2025
- Finished his high school career as the state of Kentucky's fifth all-time leading scorer in high school basketball history
- Averaged 29.9 points per game during his senior season for Harlan County
- Grandfather, Charles "Perky" Bryant, played football at Kentucky from 1961-63



BBM 3-point crown

2025-26 SEASON/CAREER HIGHS*

Points	
Season	-
Career	11, TENNESSEE (2/11/25)
Rebounds	
Season	-
Career	6, 2x last vs. Oklahoma (3/13/25)
Field Goals	
Season	-
Career	3, TENNESSEE (2/11/25)
Field Goals Attempted	
Season	-
Career	7, vs. Alabama (3/14/25)
3-Point Field Goals	
Season	-
Career	3, TENNESSEE (2/11/25)
3-Point Field Goals Attempted	
Season	-
Career	4, 3x last vs. Alabama (3/14/25)
Free Throws	
Season	-
Career	2, 3x last vs. Illinois (3/23/25)
Free Throws Attempted	
Season	-
Career	3, vs. Illinois (3/23/25)
Assists	
Season	-
Career	2, vs. Alabama (3/14/25)
Steals	
Season	-
Career	1, 3x last vs. Alabama (3/14/25)
Blocked Shots	
Season	-
Career	1, JACKSON STATE (11/22/24)
Minutes Played	
Season	-
Career	23, at Alabama (2/22/25)

MISCELLANEOUS	2025-26	CAREER
Dunks	0	0
Double-Figure Scoring Games	0	1
Double-Figure Rebounding Games	0	0
Games With Double-Double	0	0
Games Led UK in Scoring	0	0
Games Led UK in Rebounding	0	0
Games Led UK in Assists	0	0
Games Led UK in Steals	0	1
Games Led UK in Blocks	0	0
Games With 3+ Assists	0	0
Games With 3+ Blocks	0	0
Games With 3+ Steals	0	0
Games With 3+ Three-Pointers	0	1

CAREER STATISTICS

Year	GP-GS	Min-Avg	FG-FGA	Pct	3FG-FGA	Pct	FT-FTA	Pct	Off-Def-Tot-Avg	PF-FO	Ast	TO	Blk	Stl	Pts	Avg
2024-25	24-0	267-11.1	23-51	.451	12-36	.333	6-8	.750	17-29-46-1.9	27-0	10	9	1	3	64	2.7
2025-26																
Career	24-0	267-11.1	23-51	.451	12-36	.333	6-8	.750	17-29-46-1.9	27-0	10	9	1	3	64	2.7





BRANDON GARRISON

JR. | Foward | 6-10 | 245
Oklahoma City | Oklahoma State University
Communication

X: @brandonGarriso | IG: @brando2wavvyy

- Had four points, four boards, three steals and an assist in the Blue-White Game for the White team
- Averaged 5.9 points, 3.9 rebounds and 1.9 assists per game as a sophomore
- Tallied seven double-figure scoring efforts
- Led the team in blocks seven times and steals seven times
- Recorded nine games with three or more assists and had three games with three or more steals
- Logged 13 points, six rebounds, two assists and two steals in the NCAA Tournament win over Troy
- Had a season-high 15 points, four assists, three steals and two boards in the home finale against LSU
- 2023 McDonalds High School All-American and the 2023 Gatorade and MaxPreps Player of the Year in the state of Oklahoma
- Has a two-year old son, named Akarii



Father's Day

2025-26 SEASON/CAREER HIGHS*

Points	
Season	-
Career	21, BYU (2/17/24)
Rebounds	
Season	-
Career	10, 2x last S. CAROLINA ST. (12/31/23)
Field Goals	
Season	-
Career	7, 3x last SOUTH CAROLINA (2/8/25)
Field Goals Attempted	
Season	-
Career	12, LSU (3/4/25)
3-Point Field Goals	
Season	-
Career	2, 2x last LSU (3/4/25)
3-Point Field Goals Attempted	
Season	-
Career	5, LSU (3/4/25)
Free Throws	
Season	-
Career	8, WEST VIRGINIA (1/27/24)
Free Throws Attempted	
Season	-
Career	12, BYU (2/17/24)
Assists	
Season	-
Career	6, 2x last JACKSON ST. (11/22/24)
Steals	
Season	-
Career	4, WEST VIRGINIA (1/27/24)
Blocked Shots	
Season	-
Career	6, HOUSTON CHRISTIAN (11/24/23)
Minutes Played	
Season	-
Career	38, BAYLOR (1/6/24)

MISCELLANEOUS	2025-26	CAREER*
Dunks	0	44
Double-Figure Scoring Games	0	17
Double-Figure Rebounding Games	0	2
Games With Double-Double	0	1
Games Led UK in Scoring	0	2
Games Led UK in Rebounding	0	15
Games Led UK in Assists	0	5
Games Led UK in Steals	0	16
Games Led UK in Blocks	0	26
Games With 3+ Assists	0	14
Games With 3+ Blocks	0	9
Games With 3+ Steals	0	4
Games With 3+ Three-Pointers	0	0

*Includes Oklahoma State statistics

CAREER STATISTICS

Year	GP-GS	Min-Avg	FG-FGA	Pct	3FG-FGA	Pct	FT-FTA	Pct	Off-Def-Tot-Avg	PF-FO	Ast	TO	Blk	Stl	Pts	Avg
2023-24	32-29	721-22.5	91-159	.572	0-0	.000	59-91	.648	43-125-168-5.3	89-3	47	52	47	26	241	7.5
2024-25	35-0	604-17.3	85-167	.509	12-40	.300	23-43	.535	40-95-135-3.9	71-1	65	41	20	30	205	5.9
2025-26																
Career	67-29	1331-19.9	176-326	.540	12-40	.300	82-134	.612	83-221-304-4.5	160-4	112	94	67	56	446	6.7





WALKER HORN

SR. | Guard | 6-3 | 190
Austin, Texas | Westlake High School
Communication


X: @walkerhorn_ | IG: @walkerhorn_

- Only four-year member of the UK squad in 2025-26
- Has appeared in 13 career contests
- Finished his high school career at Westlake High School in Austin, Texas, after spending his previous two seasons at Covington Catholic in Covington, Kentucky
- Westlake was a state semifinalists in 2022
- Horn was a part of a regional championship as a sophomore and a district championship as a junior with Covington Catholic
- Father, Darrin, is the head coach at Northern Kentucky

2025-26 SEASON/CAREER HIGHS		
Points		
Season	-	
Career	-	
Rebounds		
Season	-	
Career	1, S. Carolina St. (11/17/22)	
Field Goals		
Season	-	
Career	-	
Field Goals Attempted		
Season	-	
Career	1, NORTH FLORIDA (11/23/22)	
3-Point Field Goals		
Season	-	
Career	-	
3-Point Field Goals Attempted		
Season	-	
Career	1, NORTH FLORIDA (11/23/22)	
Free Throws		
Season	-	
Career	-	
Free Throws Attempted		
Season	-	
Career	-	
Assists		
Season	-	
Career	1, 2x, last BROWN (12/31/24)	
Steals		
Season	-	
Career	-	
Blocked Shots		
Season	-	
Career	-	
Minutes Played		
Season	-	
Career	2, 6x, last BROWN (12/31/24)	
MISCELLANEOUS		
	2025-26	CAREER
Dunks	0	0
Double-Figure Scoring Games	0	0
Double-Figure Rebounding Games	0	0
Games With Double-Double	0	0
Games Led UK in Scoring	0	0
Games Led UK in Rebounding	0	0
Games Led UK in Assists	0	0
Games Led UK in Steals	0	0
Games Led UK in Blocks	0	0
Games With 3+ Assists	0	0
Games With 3+ Blocks	0	0
Games With 3+ Steals	0	0
Games With 3+ Three-Pointers	0	0

CAREER STATISTICS																
Year	GP-GS	Min-Avg	FG-FGA	Pct	3FG-FGA	Pct	FT-FTA	Pct	Off-Def-Tot-Avg	PF-FO	Ast	TO	Blk	Stl	Pts	Avg
2022-23	4-0	8-2.0	0-1	.000	0-1	.000	0-0	.000	0-1-1-0.3	1-0	1	4	0	0	0	0.0
2023-24	4-0	3-0.8	0-0	.000	0-0	.000	0-0	.000	0-0-0-0.0	0-0	0	0	0	0	0	0.0
2024-25	5-0	4-0.9	0-0	.000	0-0	.000	0-0	.000	0-0-0-0.0	0-0	1	0	0	0	0	0.0
2025-26																
Career	13-0	16-1.2	0-1	.000	0-0	.000	0-0	.000	0-1-1-0.1	1-0	2	4	0	0	0	0.0





JALAND LOWE

JR. | Guard | 6-1.5 | 170
Missouri City, Texas | University of Pittsburgh
Communication

X: @jalandlowe | IG: @j15lowe

- Preseason Third-Team All-SEC by media
- Named NABC Second Team All-District (Mid-Atlantic and Third Team All-ACC as a sophomore at Pitt
- Led team in scoring at 16.8 points per game and was one of eight players in Division I to average at least 16.5 points, 4.0 rebounds and 5.5 assists
- Scored in double-figures 26 times and topped 20 points a team-high 10 times
- Recorded sixth triple-double in program history with 11 points, 10 rebounds and 10 assists vs. VMI
- Tallied nine points,two boards and an assist for the White team in the Blue-White game
- Winner of the Guy V. Lewis Award, given to the top boys basketball player in the Greater Houston area
- Averaged 26.4 points, 8.1 rebounds, 4.3 assists, 3.1 steals and 2.3 blocks his senior year at Fort Bend Marshall
- Godfather, John Lucas II, was the No. 1 pick in the 1976 NBA Draft and played in the NBA from 1976-1990 and served as an NBA head coach for San Antonio, Philadelphia and Cleveland
- Chose his jersey number in honor of his godfather



Back in Blue with
Andrew Harrison



Mic'd Up

2025-26 SEASON/CAREER HIGHS*

Points	
Season	-
Career	28, at Ohio State (11/29/24)
Rebounds	
Season	-
Career	10, 2x last at Louisville (3/1/25)
Field Goals	
Season	-
Career	9, 2x last CALIFORNIA (1/1/25)
Field Goals Attempted	
Season	-
Career	23, CALIFORNIA (1/1/25)
3-Point Field Goals	
Season	-
Career	4, 2x last at Mississippi St. (12/4/24)
3-Point Field Goals Attempted	
Season	-
Career	9, 3x last GEORGIA TECH (2/25/25)
Free Throws	
Season	-
Career	13, LOUISVILLE (1/11/25)
Free Throws Attempted	
Season	-
Career	13, LOUISVILLE (1/11/25)
Assists	
Season	-
Career	12, ECU (12/11/24)
Steals	
Season	-
Career	4, 3x, last at Notre Dame (2/22/25)
Blocked Shots	
Season	-
Career	1, 9x, last BOSTON COLLEGE (3/8/25)
Minutes Played	
Season	-
Career	43, CLEMSON (1/18/25)

MISCELLANEOUS	2025-26	CAREER*
Dunks	0	1
Double-Figure Scoring Games	0	43
Double-Figure Rebounding Games	0	2
Games With Double-Double	0	2
Games Led UK in Scoring	0	17
Games Led UK in Rebounding	0	6
Games Led UK in Assists	0	41
Games Led UK in Steals	0	19
Games Led UK in Blocks	0	4
Games With 3+ Assists	0	46
Games With 3+ Blocks	0	0
Games With 3+ Steals	0	9
Games With 3+ Three-Pointers	0	4

*includes Pitt statistics

CAREER STATISTICS

Year	GP-GS	Min-Avg	FG-FGA	Pct	3FG-FGA	Pct	FT-FTA	Pct	Off-Def-Tot-Avg	PF-FO	Ast	TO	Blk	Stl	Pts	Avg
2023-24	33-19	876-26.5	113-291	.388	31-88	.352	59-69	.855	18-75-93-2.8	41-0	109	46	2	28	316	9.6
2024-25	31-31	1103-35.6	166-442	.376	41-154	.266	147-166	.886	27-102-129-4.2	67-1	169	92	7	55	520	16.8
2025-26																
Career	64-50	1979-30.9	279-733	.381	72-242	.298	206-235	.877	45-177-222-3.5	108-1	278	138	9	83	836	13.1



20



ZACH TOW

SR. | Forward | 6-5 | 220
 Madisonville, Ky. | North Hopkins High School
 Business Administration- Management & Finance

X: @z_tow12 | IG: @z_tow20

- Played in two games on the year
- Made Kentucky debut vs. LSU in home finale
- Saw action in NCAA Tournament first round win over Troy
- All-District and First Team All-Region at Madisonville North Hopkins High School
- Averaged 12.5 points and 11.5 rebounds as a high school senior in 2021-22
- Reached the Elite Eight of the KHSAA High School State Tournament in 2019
- Sister Kaylee was an All-American in softball at the University of Alabama

2025-26 SEASON/CAREER HIGHS

Points	
Season	-
Career	-
Rebounds	
Season	-
Career	-
Field Goals	
Season	-
Career	-
Field Goals Attempted	
Season	-
Career	-
3-Point Field Goals	
Season	-
Career	-
3-Point Field Goals Attempted	
Season	-
Career	-
Free Throws	
Season	-
Career	-
Free Throws Attempted	
Season	-
Career	-
Assists	
Season	-
Career	-
Steals	
Season	-
Career	-
Blocked Shots	
Season	-
Career	-
Minutes Played	
Season	-
Career	1, vs. Troy (3/21/25)

MISCELLANEOUS	2025-26	CAREER
Dunks	0	0
Double-Figure Scoring Games	0	0
Double-Figure Rebounding Games	0	0
Games With Double-Double	0	0
Games Led UK in Scoring	0	0
Games Led UK in Rebounding	0	0
Games Led UK in Assists	0	0
Games Led UK in Steals	0	0
Games Led UK in Blocks	0	0
Games With 3+ Assists	0	0
Games With 3+ Blocks	0	0
Games With 3+ Steals	0	0
Games With 3+ Three-Pointers	0	0

CAREER STATISTICS

Year	GP-GS	Min-Avg	FG-FGA	Pct	3FG-FGA	Pct	FT-FTA	Pct	Off-Def-Tot-Avg	PF-FO	Ast	TO	Blk	Stl	Pts	Avg
2024-25	2-0	0-0.4	0-0	.000	0-0	.000	0-0	.000	0-0-0-0.0	0-0	0	0	0	0	0	0
2025-26																
Career	2-0	0-0.4	0-0	.000	0-0	.000	0-0	.000	0-0-0-0.0	0-0	0	0	0	0	0	0



21



JAYDEN QUAINANCE

SO. | Foward | 6-10.5 | 255
Cleveland, Ohio | Arizona State University
Communication

X: @qjayhoops | IG: @qjay_21

- Started all 24 games in which he played with Arizona State as a freshman, averaging 9.4 points, 7.9 rebounds, 2.6 blocks and 1.5 assists while shooting 52.5 percent from the field
- Big 12 All-Freshman Team and Big 12 All-Defensive Team selection
- Set Arizona State freshman records for total blocked shots (63) and rebounds per game (7.9) despite missing the latter portions of the season after suffering a torn ACL on Feb. 23
- Only player in the country to reach a combined 90 steals and blocks in fewer than 25 games
- Had 11 games scoring in double figures and posted six double-doubles
- Was the youngest freshman in the country a season ago, and just turned 18 in July
- Represented Team USA at the 2023 FIBA Americas U16 Championship, winning a gold medal
- Enjoys watching anime and playing chess in spare time



Follow Friday

2025-26 SEASON/CAREER HIGHS*

Points		
Season	-	
Career	20, UCF (1/14/25)	
Rebounds		
Season	-	
Career	14, 2x last at Cincinnati (1/18/25)	
Field Goals		
Season	-	
Career	8, 2x last UCF (1/14/25)	
Field Goals Attempted		
Season	-	
Career	14, vs. Massachusetts (12/21/24)	
3-Point Field Goals		
Season	-	
Career	2, at Kansas State (2/23/25)	
3-Point Field Goals Attempted		
Season	-	
Career	4, at Kansas State (2/23/25)	
Free Throws		
Season	-	
Career	4, UCF (1/14/25)	
Free Throws Attempted		
Season	-	
Career	7, 2x, last UCF (1/14/25)	
Assists		
Season	-	
Career	5, vs. St. Mary's (11/29/24)	
Steals		
Season	-	
Career	4, vs. Florida (12/14/24)	
Blocked Shots		
Season	-	
Career	6, IDAHO STATE (11/5/24)	
Minutes Played		
Season	-	
Career	40, BAYLOR (1/11/25)	

MISCELLANEOUS	2025-26	CAREER*
Dunks	0	33
Double-Figure Scoring Games	0	11
Double-Figure Rebounding Games	0	9
Games With Double-Double	0	6
Games Led UK in Scoring	0	2
Games Led UK in Rebounding	0	16
Games Led UK in Assists	0	2
Games Led UK in Steals	0	10
Games Led UK in Blocks	0	19
Games With 3+ Assists	0	4
Games With 3+ Blocks	0	11
Games With 3+ Steals	0	3
Games With 3+ Three-Pointers	0	0

*Includes Arizona State statistics

CAREER STATISTICS

Year	GP-GS	Min-Avg	FG-FGA	Pct	3FG-FGA	Pct	FT-FTA	Pct	Off-Def-Tot-Avg	PF-FO	Ast	TO	Blk	Stl	Pts	Avg
2024-25	24-24	708-29.5	93-177	.525	6-32	.188	34-71	.479	72-117-189-7.9	62-3	37	46	63	27	226	9.4
2025-26																
Career	24-24	708-29.5	93-177	.525	6-32	.188	34-71	.479	72-117-189-7.9	62-3	37	46	63	27	226	9.4



22



BRAYDON HAWTHORNE

FR. | Foward | 6-8 | 190
Beckley, W. Va. | Huntington Prep
Communication

X: @BraydonH20 | IG: @braydonhawthorne

- Consensus four-star prospect ranked the No. 33 overall player in the final class of 2025 rankings by 247Sports
- Played his final high school season at Huntington Prep, averaging 23.5 points, 6.0 rebounds and 4.0 assists per game
- Prior to Huntington, Hawthorne attended Woodrow Wilson High School
- He was ranked the No. 1 player in the state of West Virginia by all major recruiting services
- Cites painting, cooking and Fortnite as off the court talents



Meet the Cats

2025-26 SEASON/CAREER HIGHS

Points	
Season	-
Career	-
Rebounds	
Season	-
Career	-
Field Goals	
Season	-
Career	-
Field Goals Attempted	
Season	-
Career	-
3-Point Field Goals	
Season	-
Career	-
3-Point Field Goals Attempted	
Season	-
Career	-
Free Throws	
Season	-
Career	-
Free Throws Attempted	
Season	-
Career	-
Assists	
Season	-
Career	-
Steals	
Season	-
Career	-
Blocked Shots	
Season	-
Career	-
Minutes Played	
Season	-
Career	-

MISCELLANEOUS	2025-26	CAREER*
Dunks	0	0
Double-Figure Scoring Games	0	0
Double-Figure Rebounding Games	0	0
Games With Double-Double	0	0
Games Led UK in Scoring	0	0
Games Led UK in Rebounding	0	0
Games Led UK in Assists	0	0
Games Led UK in Steals	0	0
Games Led UK in Blocks	0	0
Games With 3+ Assists	0	0
Games With 3+ Blocks	0	0
Games With 3+ Steals	0	0
Games With 3+ Three-Pointers	0	0

CAREER STATISTICS

Year	GP-GS	Min-Avg	FG-FGA	Pct	3FG-FGA	Pct	FT-FTA	Pct	Off-Def-Tot-Avg	PF-FO	Ast	TO	Blk	Stl	Pts	Avg
2025-26																
Career																



23



MOUHAMED DIOUBATE

JR. | Foward | 6-7 | 220
Queens, N.Y. | University of Alabama
Communication

X: @MoDioubate | IG: @onewayup_mo

- Played in all 37 games for Alabama, helping the team reach the Elite Eight as a No. 2 seed as a sophomore
- Averaged 7.2 points, 5.9 rebounds and 1.1 assists per game
- Recorded six double-doubles, including four against SEC opponents
- Led team in rebounding 10 times, including his career-high 16 boards against Houston
- Had a double-double with 18 points and 10 rebounds vs. Robert Morris in the opening round of the NCAA Tournament
- Scored eight points and added a trio of boards in the Blue-White Game for the White squad
- Appeared in 33 games on an Alabama team which reached the Final Four as a freshman. Scored nine of Alabama's final 15 points in its round of 32 win over Grand Canyon in the NCAA Tournament
- Won the National Prep Championship at Putnam Science Academy in high school
- Is a family friend and former AAU teammate of UK's Hamidou Diallo



**Mic'd up at Lexington
Rescue Mission**

"Mo"tivational Quote of the Week

*"Work in silence and let the success
make the noise."*

Check back each week for a new quote!

2025-26 SEASON/CAREER HIGHS*

Points	-
Season	-
Career	22, vs. VANDERBILT (1/21/25)
Rebounds	-
Season	-
Career	16, vs. Houston (11/26/24)
Field Goals	-
Season	-
Career	8, 2x, last vs Robert Morris (3/21/25)
Field Goals Attempted	-
Season	-
Career	10, last vs Robert Morris (3/21/25)
3-Point Field Goals	-
Season	-
Career	3, at Texas (2/11/25)
3-Point Field Goals Attempted	-
Season	-
Career	3, 3x, last at Texas (2/11/25)
Free Throws	-
Season	-
Career	6, vs. VANDERBILT (1/21/25)
Free Throws Attempted	-
Season	-
Career	9, vs. VANDERBILT (1/21/25)
Assists	-
Season	-
Career	4, at Missouri (2/19/25)
Steals	-
Season	-
Career	3, 2x last vs. S. DAKOTA ST (12/29/24)
Blocked Shots	-
Season	-
Career	3, 3x last at Texas A&M (1/11/25)
Minutes Played	-
Season	-
Career	28, 2x, last at Missouri (2/29/25)

MISCELLANEOUS	2025-26	CAREER*
Dunks	0	16
Double-Figure Scoring Games	0	15
Double-Figure Rebounding Games	0	7
Games With Double-Double	0	6
Games Led UK in Scoring	0	1
Games Led UK in Rebounding	0	11
Games Led UK in Assists	0	1
Games Led UK in Steals	0	12
Games Led UK in Blocks	0	14
Games With 3+ Assists	0	3
Games With 3+ Blocks	0	3
Games With 3+ Steals	0	2
Games With 3+ Three-Pointers	0	1

*includes Alabama statistics

CAREER STATISTICS

Year	GP-GS	Min-Avg	FG-FGA	Pct	3FG-FGA	Pct	FT-FTA	Pct	Off-Def-Tot-Avg	PF-FO	Ast	TO	Blk	Stl	Pts	Avg
2023-24	33-0	256-7.8	36-76	.474	1-11	.091	24-51	.471	34-45-79-2.4	39-0	14	13	16	10	97	2.9
2024-25	37-0	591-16.0	100-162	.617	12-26	.462	56-92	.609	70-149-219-5.9	89-4	42	40	25	35	268	7.2
2025-26																
Career	70-0	847-12.1	136-238	.571	13-37	.351	80-143	.559	104-194-298-4.3	128-4	56	53	41	45	365	5.2



24



MALACHI MORENO

FR. | Center | 7-0 | 250
Georgetown, Ky. | Great Crossing High School
Business Administration- Marketing

X: @malachimoreno24 | IG: @malachi.moreno

- Generated four points and a game-high nine rebounds for the winning Blue team in the Blue-White game
- Attended Great Crossing High School where he earned Mr. Kentucky Basketball honors after leading school to state title as a senior
- Consensus top-25 prospect
- McDonald's All-American
- Averaged 21.5 points, 14.9 rebounds, 3.6 blocks and 3.5 assists during senior season
- Selected for 2025 USA Basketball U19 National Team training camp in June of 2025
- Part of USA Men's Nike Hoop Summit team
- Brother, Michael, was a standout player at Eastern Kentucky, where he became the first player in program history to score at least 1,500 points and grab 900 rebounds
- Lists cooking as an off-the-court talent



Back in Blue with
Karl-Anthony Towns

2025-26 SEASON/CAREER HIGHS


Points		
Season	-	
Career	-	
Rebounds		
Season	-	
Career	-	
Field Goals		
Season	-	
Career	-	
Field Goals Attempted		
Season	-	
Career	-	
3-Point Field Goals		
Season	-	
Career	-	
3-Point Field Goals Attempted		
Season	-	
Career	-	
Free Throws		
Season	-	
Career	-	
Free Throws Attempted		
Season	-	
Career	-	
Assists		
Season	-	
Career	-	
Steals		
Season	-	
Career	-	
Blocked Shots		
Season	-	
Career	-	
Minutes Played		
Season	-	
Career	-	

MISCELLANEOUS	2025-26	CAREER*
Dunks	0	0
Double-Figure Scoring Games	0	0
Double-Figure Rebounding Games	0	0
Games With Double-Double	0	0
Games Led UK in Scoring	0	0
Games Led UK in Rebounding	0	0
Games Led UK in Assists	0	0
Games Led UK in Steals	0	0
Games Led UK in Blocks	0	0
Games With 3+ Assists	0	0
Games With 3+ Blocks	0	0
Games With 3+ Steals	0	0
Games With 3+ Three-Pointers	0	0

CAREER STATISTICS

Year	GP-GS	Min-Avg	FG-FGA	Pct	3FG-FGA	Pct	FT-FTA	Pct	Off-Def-Tot-Avg	PF-FO	Ast	TO	Blk	Stl	Pts	Avg
2025-26																
Career																





REECE POTTER

JR. | Foward | 7-1 | 230
Lexington, Ky. | Miami University
Communication

X: @ReecePotter18 | IG: @reece_potter35

- Had four points, two rebounds and an assist in the Blue-White Game for the White squad
- Appeared in 30 games for the RedHawks as a sophomore and averaged 6.5 points and 3.7 rebounds
- Had 21 blocked shots on the season
- Tallied 15 points and eight rebounds in the opening game of the Mid-American Conference Tournament against Eastern Michigan
- Played in 26 games and made 11 starts as a freshman
- Played at Lexington Catholic High School where he was named the 2023 Lexington Player of the Year by the Lexington Herald-Leader and was a finalist for Mr. Kentucky Basketball
- Was named the 11th Region's Player of the Year as a senior, averaging 17.9 points and 8.7 rebounds for the District 43 champs while serving as a team captain



Post Blue-White



Follow Friday

2025-26 SEASON/CAREER HIGHS*

Points	
Season	-
Career	19, SACRED HEART (12/22/24)
Rebounds	
Season	-
Career	8, 3x last vs. E. Michigan (3/13/25)
Field Goals	
Season	-
Career	8, SACRED HEART (12/22/24)
Field Goals Attempted	
Season	-
Career	13, BOWLING GREEN (1/16/24)
3-Point Field Goals	
Season	-
Career	3, 2x last SACRED HEART (12/22/24)
3-Point Field Goals Attempted	
Season	-
Career	5, 2x last BALL STATE (3/7/25)
Free Throws	
Season	-
Career	6, WILBEFORCE (12/29/23)
Free Throws Attempted	
Season	-
Career	8, WILBEFORCE (12/29/23)
Assists	
Season	-
Career	5, at Ball State (1/7/25)
Steals	
Season	-
Career	3, KENT STATE (2/21/25)
Blocked Shots	
Season	-
Career	3, 2x last W. MICHIGAN (1/11/25)
Minutes Played	
Season	-
Career	24, 2x last vs. E. Michigan (3/13/25)

MISCELLANEOUS	2025-26	CAREER*
Dunks	0	23
Double-Figure Scoring Games	0	11
Double-Figure Rebounding Games	0	0
Games With Double-Double	0	0
Games Led UK in Scoring	0	3
Games Led UK in Rebounding	0	3
Games Led UK in Assists	0	2
Games Led UK in Steals	0	5
Games Led UK in Blocks	0	14
Games With 3+ Assists	0	6
Games With 3+ Blocks	0	2
Games With 3+ Steals	0	1
Games With 3+ Three-Pointers	0	2

*includes Miami (OH) statistics

CAREER STATISTICS

Year	GP-GS	Min-Avg	FG-FGA	Pct	3FG-FGA	Pct	FT-FTA	Pct	Off-Def-Tot-Avg	PF-FO	Ast	TO	Blk	Stl	Pts	Avg
2023-24	26-11	367-14.1	59-134	.440	15-33	.455	23-37	.622	22-56-78-3.0	44-1	28	29	14	7	156	6.0
2024-25	30-0	512-17.1	75-161	.466	22-60	.367	24-40	.600	39-71-110-3.7	71-3	35	31	21	12	196	6.5
2025-26																
Career	56-11	879-15.7	134-295	.454	37-93	.398	47-77	.610	61-127-188-3.4	115-4	63	60	35	19	352	6.3





Official Basketball Box Score - 2nd Period at 20:00

Blue at White

10/17/25 Historic Memorial Coliseum, Lexington, KY
Kentucky (Blue) vs. Kentucky (White)

Game Time: 5:09 PM

Game Duration: 0:48

Attendance: 4,442

Officials:

Blue - 35

NO.	Name	Min	FG M-A	3P M-A	FT M-A	Rebounds OR DR TOT	Fouls PF FD	TP	AS	TO	ST	Blocks BS BA	+/-
9	Trent Noah	F 18:59	2-5	2-4	0-0	1 1 2	2 1	6	3	0	0	0 0	10
24	Malachi Moreno	C 18:54	2-3	0-0	0-2	4 5 9	0 1	4	0	0	0	0 1	6
00	Otega Oweh	G 17:03	1-6	0-1	1-2	1 1 2	4 2	3	2	1	1	0 0	4
1	Denzel Aberdeen	G 20:00	1-5	0-2	2-2	0 1 1	2 3	4	3	1	2	0 0	9
2	Jasper Johnson	G 08:56	4-7	2-3	0-0	1 1 2	2 0	10	0	3	1	0 0	9
4	Andrija Jelavic	15:31	3-5	2-4	0-0	0 4 4	0 0	8	0	1	0	1 0	9
10	Brandon Garrison	00:37	0-0	0-0	0-0	0 0 0	0 0	0	0	0	0	0 0	-2
Team						0 1 1		0		0			
Totals			13-31	6-14	3-6	7 14 21	10 7	35	8	6	4	1 1	9

Technical Fouls: NONE

Shooting By Period		
1st FG%	13-31	41.9%
3PT%	6-14	42.9%
FT%	3-6	50%
GM FG%	13-31	41.9%
3PT%	6-14	42.9%
FT%	3-6	50.0%

Dead Ball Rebounds: 1, 1

White - 26

NO.	Name	Min	FG M-A	3P M-A	FT M-A	Rebounds OR DR TOT	Fouls PF FD	TP	AS	TO	ST	Blocks BS BA	+/-
10	Brandon Garrison	F 19:01	2-5	0-1	0-1	0 4 4	0 1	4	1	2	3	1 0	-6
23	Mouhamed Dioubate	F 16:54	3-5	0-2	2-4	1 2 3	3 3	8	0	0	0	0 0	-11
3	Kam Williams	G 16:54	0-1	0-0	0-0	0 1 1	2 1	0	0	1	0	0 0	-11
5	Collin Chandler	G 18:47	0-7	0-6	1-2	2 1 3	1 1	1	1	1	1	0 0	-1
15	Jaland Lowe	G 12:02	3-6	1-2	2-2	0 2 2	1 3	9	1	2	0	0 0	-13
33	Reece Potter	04:05	2-4	0-1	0-0	1 1 2	0 1	4	1	0	0	0 1	-1
22	Braydon Hawthorne	12:17	0-0	0-0	0-0	0 1 1	0 0	0	0	0	0	0 0	-2
Team						0 0 0		0		0			
Totals			10-28	1-12	5-9	4 12 16	7 10	26	4	6	4	1 1	-9

Technical Fouls: NONE

Shooting By Period		
1st FG%	10-28	35.7%
3PT%	1-12	8.3%
FT%	5-9	55.6%
GM FG%	10-28	35.7%
3PT%	1-12	8.3%
FT%	5-9	55.6%

Dead Ball Rebounds: 3, 1

	Blue	White
Biggest lead	15 (1 st 7:58)	2 (1 st 19:19)
Best Scoring Run	8 (1 st 11:32)	8 (1 st 7:58)
Lead Changes	1	
Times Tied	0	
Time with Lead	19:08	00:11

Points from	Blue	White
Turnovers	8	10
Paint	14	16
Second Chance	7	8
Fast Breaks	15	0
Bench	8	4

Period by Period Scoring			
	1st	2nd	TOT
Blue	35	0	35
White	26	0	26



2024-25 Kentucky Men's Basketball Combined Team Statistics All games

Page 1/1
as of Mar 29, 2025

Game Records

Record	Overall	Home	Away	Neutral
ALL GAMES	24-12	15-3	4-6	5-3
CONFERENCE	10-8	6-3	4-5	0-0
NON-CONFERENCE	14-4	9-0	0-1	5-3

Score by Periods

Team	1st	2nd	OT	TOT
Kentucky	1416	1613	11	3040
Opponents	1334	1436	10	2780

Team Box Score

No.	Player				Total		3-Point		F-Throw		Rebounds											
		GP-GS	MIN	AVG	FG-FGA	FG%	3FG-3FGA	3FG%	FT-FTA	FT%	OFF	DEF	TOT	AVG	PF	DQ	A	TO	BLK	STL	PTS	AVG
00	OWEH, Otega	36-36	1020:10	28.3	204-415	.492	27-76	.355	149-192	.776	36	132	168	4.7	94	2	62	55	19	57	584	16.2
2	ROBINSON, Jaxson	24-24	674:03	28.1	111-257	.432	62-165	.376	29-38	.763	15	69	84	3.5	45	1	41	22	11	14	313	13.0
4	BREA, Koby	36-16	1010:09	28.1	147-313	.470	93-214	.435	32-35	.914	10	105	115	3.2	48	0	48	17	12	17	419	11.6
1	BUTLER, Lamont	27-27	701:34	26.0	104-209	.498	27-69	.391	72-98	.735	22	55	77	2.9	68	3	115	54	6	42	307	11.4
22	WILLIAMS, Amari	36-36	819:34	22.8	138-246	.561	1-4	.250	114-183	.623	74	232	306	8.5	79	1	115	82	44	20	391	10.9
7	CARR, Andrew	35-29	840:09	24.0	129-237	.544	23-71	.324	80-107	.748	49	114	163	4.7	71	1	60	30	24	24	361	10.3
10	GARRISON, Brandon	35-0	604:28	17.3	85-167	.509	12-40	.300	23-43	.535	40	95	135	3.9	71	1	65	41	20	30	205	5.9
15	ALMONOR, Ansley	36-7	512:05	14.2	61-121	.504	39-92	.424	29-32	.906	20	37	57	1.6	40	0	17	7	3	7	190	5.3
77	KRIISA, Kerr	9-1	156:58	17.4	12-43	.279	10-38	.263	6-7	.857	6	16	22	2.4	10	0	34	9	2	4	40	4.4
5	CHANDLER, Collin	30-0	311:19	10.4	26-72	.361	17-49	.347	13-15	.867	5	25	30	1.0	38	1	21	26	2	20	82	2.7
11	PERRY, Travis	31-4	301:44	9.7	25-80	.313	18-56	.321	16-20	.800	8	18	26	0.8	29	0	18	21	1	11	84	2.7
9	NOAH, Trent	24-0	266:55	11.1	23-51	.451	12-36	.333	6-8	.750	17	29	46	1.9	27	0	10	9	1	3	64	2.7
13	DARBYSHIRE, Grant	2-0	00:42	0.4	0-0	.000	0-0	.000	0-0	.000	0	0	0	0.0	0	0	0	0	0	0	0	0.0
21	HORN, Walker	5-0	04:27	0.9	0-0	.000	0-0	.000	0-0	.000	0	0	0	0.0	0	0	1	0	0	0	0	0.0
20	TOW, Zach	2-0	00:42	0.4	0-0	.000	0-0	.000	0-0	.000	0	0	0	0.0	0	0	0	0	0	0	0	0.0
Team											54	86	140					19				
Total		36	7225		1065-2211	.482	341-910	.375	569-778	.731	356	1013	1369	38.0	620	10	607	392	145	249	3040	84.4
Opponents		36	7225		990-2268	.437	302-991	.305	498-695	.717	364	907	1271	35.3	637	12	465	369	104	229	2780	77.2

Team Statistics

	UK	OPP
Scoring	3040	2780
Points per game	84.4	77.2
Scoring margin	+7.2	-
Field goals-att	1065-2211	990-2268
Field goal pct	.482	.437
3 point fg-att	341-910	302-991
3-point FG pct	.375	.305
3-pt FG made per game	9.5	8.4
Free throws-att	569-778	498-695
Free throw pct	.731	.717
F-Throws made per game	15.8	13.8
Rebounds	1369	1271
Rebounds per game	38.0	35.3
Rebounding margin	+2.7	-
Assists	607	465
Assists per game	16.9	12.9
Turnovers	392	369
Turnovers per game	10.9	10.3
Turnover margin	-0.6	-
Assist/turnover ratio	1.5	1.3
Steals	249	229
Steals per game	6.9	6.4
Blocks	145	104
Blocks per game	4.0	2.9
Winning streak	0	-
Home win streak	1	-
Attendance	366007	124547
Home games-Avg/Game	18-20334	10-12455
Neutral site-Avg/Game	-	8-15305

Team Results

Date	Opponent		Score	Att.
11/04/2024	Wright St.	W	103-62	19635
11/09/2024	Bucknell	W	100-72	20048
11/12/2024	vs Duke	W	77-72	16107
11/19/2024	Lipscomb	W	97-68	19314
11/22/2024	Jackson St.	W	108-59	19961
11/26/2024	Western Ky.	W	87-68	20049
11/29/2024	Georgia St.	W	105-76	19914
12/03/2024	at Clemson	L	66-70	9000
12/07/2024	vs Gonzaga	Wot	90-89	17846
12/11/2024	Colgate	W	78-67	19646
12/14/2024	Louisville	W	93-85	21093
12/21/2024	vs Ohio St.	L	65-85	19812
12/31/2024	Brown	W	88-54	20042
01/04/2025	Florida	W	106-100	21093
01/07/2025	at Georgia	L	69-82	10523
01/11/2025	at Mississippi St.	W	95-90	9551
01/14/2025	Texas A&M	W	81-69	20039
01/18/2025	Alabama	L	97-102	21108
01/25/2025	at Vanderbilt	L	69-74	14316
01/28/2025	at Tennessee	W	78-73	22272
02/01/2025	Arkansas	L	79-89	21266
02/04/2025	at Ole Miss	L	84-98	9128
02/08/2025	South Carolina	W	80-57	20003
02/11/2025	Tennessee	W	75-64	20076
02/15/2025	at Texas	L	78-82	11060
02/19/2025	Vanderbilt	W	82-61	20164
02/22/2025	at Alabama	L	83-96	13474
02/26/2025	at Oklahoma	W	83-82	10162
03/01/2025	Auburn	L	78-94	21268
03/04/2025	LSU	W	95-64	21288
03/08/2025	at Missouri	W	91-83	15061
03/13/2025	vs Oklahoma	W	85-84	16347
03/14/2025	vs Alabama	L	70-99	18608
03/21/2025	vs Troy	W	76-57	16894
03/23/2025	vs Illinois	W	84-75	16829
03/28/2025	vs Tennessee	L	65-78	0



2024-25 Kentucky Men's Basketball Combined Team Statistics In Conference games

Page 1/1
as of Mar 29, 2025

Game Records

Record	Overall	Home	Away	Neutral
ALL GAMES	10-8	6-3	4-5	0-0
CONFERENCE	10-8	6-3	4-5	0-0
NON-CONFERENCE	0-0	0-0	0-0	0-0

Score by Periods

Team	1st	2nd	OT	TOT
Kentucky	701	802	0	1503
Opponents	697	763	0	1460

Team Box Score

No.	Player				Total		3-Point		F-Throw		Rebounds													
		GP-GS	MIN	AVG	FG-FGA	FG%	3FG-3FGA	3FG%	FT-FTA	FT%	OFF	DEF	TOT	AVG	PF	DQ	A	TO	BLK	STL	PTS	AVG		
00	OWEH, Otega	18-18	532:40	29.6	104-216	.481	11-33	.333	75-99	.758	20	77	97	5.4	51	2	27	33	12	28	294	16.3		
2	ROBINSON, Jaxson	11-11	307:37	28.0	54-117	.462	37-81	.457	13-18	.722	5	27	32	2.9	21	0	18	9	3	4	158	14.4		
22	WILLIAMS, Amari	18-18	429:20	23.9	72-122	.590	1-3	.333	65-98	.663	43	116	159	8.8	51	1	67	48	17	10	210	11.7		
4	BREA, Koby	18-10	523:04	29.1	65-150	.433	42-105	.400	21-23	.913	6	47	53	2.9	22	0	25	8	5	14	193	10.7		
1	BUTLER, Lamont	12-12	338:41	28.2	41-96	.427	8-27	.296	37-46	.804	7	25	32	2.7	30	2	56	29	3	21	127	10.6		
7	CARR, Andrew	17-11	360:18	21.2	55-102	.539	13-37	.351	36-47	.766	19	46	65	3.8	39	1	19	15	7	8	159	9.4		
15	ALMONOR, Ansley	18-7	302:19	16.8	36-62	.581	27-53	.509	15-15	1.000	7	19	26	1.4	24	0	12	4	1	2	114	6.3		
10	GARRISON, Brandon	18-0	301:31	16.8	47-87	.540	9-25	.360	9-20	.450	15	43	58	3.2	34	1	28	22	12	12	112	6.2		
11	PERRY, Travis	18-3	201:22	11.2	20-54	.370	15-41	.366	7-8	.875	3	12	15	0.8	21	0	15	17	1	9	62	3.4		
9	NOAH, Trent	12-0	171:07	14.3	13-30	.433	7-21	.333	4-5	.800	14	20	34	2.8	18	0	6	5	0	1	37	3.1		
5	CHANDLER, Collin	14-0	132:01	9.4	12-32	.375	7-21	.333	6-7	.857	3	11	14	1.0	17	1	11	13	1	7	37	2.6		
13	DARBYSHIRE, Grant	1-0	00:00	0.0	0-0	.000	0-0	.000	0-0	.000	0	0	0	0.0	0	0	0	0	0	0	0	0.0		
21	HORN, Walker	1-0	00:00	0.0	0-0	.000	0-0	.000	0-0	.000	0	0	0	0.0	0	0	0	0	0	0	0	0.0		
20	TOW, Zach	1-0	00:00	0.0	0-0	.000	0-0	.000	0-0	.000	0	0	0	0.0	0	0	0	0	0	0	0	0.0		
Team											25	40	65					12						
Total		18	3600		519-1068	.486	177-447	.396	288-386	.746	167	483	650	36.1	328	8	284	215	62	116	1503	83.5		
Opponents		18	3600		504-1109	.454	167-514	.325	285-395	.722	180	437	617	34.3	325	5	237	174	56	124	1460	81.1		

Team Statistics

	UK	OPP
Scoring		
Points per game	83.5	81.1
Scoring margin	+2.4	-
Field goals-att		
Field goal pct	.486	.454
3 point fg-att		
3-point FG pct	.396	.325
3-pt FG made per game	9.8	9.3
Free throws-att		
Free throw pct	.746	.722
F-Throws made per game	16.0	15.8
Rebounds		
Rebounds per game	36.1	34.3
Rebounding margin	+1.8	-
Assists		
Assists per game	15.8	13.2
Turnovers		
Turnovers per game	11.9	9.7
Turnover margin	-2.3	-
Assist/turnover ratio	1.3	1.4
Steals		
Steals per game	6.4	6.9
Blocks		
Blocks per game	3.4	3.1
Winning streak		
Home win streak	1	-
Attendance		
Home games-Avg/Game	9-20701	9-12839
Neutral site-Avg/Game	-	0-0

Team Results

Date	Opponent		Score	Att.
01/04/2025	Florida	W	106-100	21093
01/07/2025	at Georgia	L	69-82	10523
01/11/2025	at Mississippi St.	W	95-90	9551
01/14/2025	Texas A&M	W	81-69	20039
01/18/2025	Alabama	L	97-102	21108
01/25/2025	at Vanderbilt	L	69-74	14316
01/28/2025	at Tennessee	W	78-73	22272
02/01/2025	Arkansas	L	79-89	21266
02/04/2025	at Ole Miss	L	84-98	9128
02/08/2025	South Carolina	W	80-57	20003
02/11/2025	Tennessee	W	75-64	20076
02/15/2025	at Texas	L	78-82	11060
02/19/2025	Vanderbilt	W	82-61	20164
02/22/2025	at Alabama	L	83-96	13474
02/26/2025	at Oklahoma	W	83-82	10162
03/01/2025	Auburn	L	78-94	21268
03/04/2025	LSU	W	95-64	21288
03/08/2025	at Missouri	W	91-83	15061