

2025-26 SCHEDULE/RESULTS

Date	Opponent	Time/Result
NOVEMBER		
Tue. 4	vs. #1 UConn* (ESPN)	L, 66-79
Sun. 9	Northern Kentucky (ACCNX)	W, 89-61
Wed. 12	Colorado (ACCNX)	W, 74-68
Sun. 16	at Clemson* (ESPN2)	W, 65-54
Wed. 19	Morehead State (ACCN)	W, 96-49
Sat. 22	#20/#18 Kentucky (CW)	2 p.m.
Fri. 28	Eastern Illinois (ACCNX)	7 p.m.
Sat. 29	vs. East Tennessee State (Knights Hall)	TBA
Sun. 30	Bellarmine (ACCNX)	2 p.m.

DECEMBER		
Thurs. 4	South Carolina* (ESPN)	7 p.m.
Sun. 7	New Hampshire (ACCNX)	12 p.m.
Wed. 10	Ball State (ACCN)	9 p.m.
Sun. 14	at North Carolina* (ACCN)	4 p.m.
Wed. 17	Eastern Kentucky (ACCN)	6 p.m.
Sat. 20	vs. Tennessee* (FOX)	10:30 a.m.

JANUARY		
Thurs. 1	SMU* (ACCNX)	2 p.m.
Sun. 4	Virginia Tech* (ACCN)	4 p.m.
Thurs. 8	at Miami* (ACCNX)	7 p.m.
Sun. 11	Pitt* (CW)	2 p.m.
Thurs. 15	at Notre Dame* (ACCN)	6 p.m.
Sun. 18	at NC State* (ESPN2)	1 p.m.
Sun. 25	Boston College* (ACCNX)	2 p.m.
Thurs. 28	at Stanford* (ESPN)	8 p.m.

FEBRUARY		
Sun. 1	at Cal* (CW)	2 p.m.
Thurs. 5	Duke* (ESPN)	7 p.m.
Sun. 8	at Syracuse* (ACCNX)	12 p.m.
Thurs. 12	Wake Forest* (ACCNX)	7 p.m.
Sun. 15	Florida State* (ACCN)	6 p.m.
Sun. 22	Virginia* (CW)	12 p.m.
Thurs. 26	at Georgia Tech* (ACCN)	6 p.m.

MARCH		
Sun. 1	Notre Dame* (ESPN2)	4 p.m.
Wed-Sun 4-8	vs. ACC Tournament (ACCN/ESPN)	TBA

Home games are in **bold** | All Times Eastern

* = ACC

^ = Peraton Armed Forces Classic (Annapolis, Md.)

= ACC/SEC Challenge

\$ = SharkBeauty Women's Champions Classic (Brooklyn, N.Y.)

QUICK FACTS

Location	Louisville, Ky.
Founded / Enrollment	1798 / 24,308
Nickname / Colors	Cardinals / Red and Black
Conference	Atlantic Coast
Home Court (Capacity)	KFC Yum! Center (22,090)
President	Dr. Gerry Bradley
Vice President for Athletics	Josh Heird
Senior Woman Administrator	Amy Calabrese
Head Coach	Jeff Walz (Northern Kentucky, '95)
Associate Coach	Jonneshia Pineda
Associate Coach	Shay Robinson
Assistant Coach	Amanda Butler
Assistant Coach	Brittany Morris
Assistant Coach/Director of Video Analytics and Graphic Design	LaMont Russell
Graduate Assistant	Selim Aldag
Director of Operations	Cortnee Walton
Assistant AD/Women's Basketball	Adrienne Johnson
All-Time Record	1,037-538 (51st yr.)
All-Time NCAA Tournament Record	45-27 (27 Appearances)
SID - Matt Paras	c: (401) 215-5656
	email: Paras@GoCards.com
	(502) 852-5732

Athletics Department

LOUISVILLE

2025-26 WOMEN'S BASKETBALL



#21/#19 Louisville Cardinals vs. #20/#18 Kentucky Wildcats

Game 6 • Saturday, November 22 • 2 p.m. ET • CW • 970-AM WTGK • Louisville, Ky. • KFC Yum! Center

LOUISVILLE

Record: 4-1, 1-0 ACC

Scoring Margin: +15.8

Head Coach: Jeff Walz

Record at UL: 490-147 (19th year)

International Record: 19-1 (.950)

Career Record: 509-148 (.775)

Leading Scorer: Roberts, Ziegler (14.0)

Leading Rebounder: Laura Ziegler (9.4)

Assists Leader: Tajianna Roberts (2.6)

Blocks Leader: Yevheniia Putra (1.3)

Steals Leader: Skylar Jones (2.0)

KENTUCKY

Record: 6-0, 0-0 SEC

Scoring Margin: +40.2

Head Coach: Kenny Brooks

Record at UK: 29-8 (Second year)

Career Record: 546-212 (24th year)

Leading Scorer: Clara Strack (16.8)

Leading Rebounder: Clara Strack (12.5)

Assists Leader: Tonie Morgan (9.2)

Blocks Leader: Clara Strack (3.3)

Steals Leader: Clara Strack (1.5)

FAST BREAK

■ The Cardinals are preparing for the annual Battle of the Bluegrass when the Wildcats come to the KFC Yum! Center on Nov. 22. Since head coach Jeff Walz took over in the 2007-08 season, the Cardinals are 10-7 against the Wildcats. Before he took over, Louisville was just 14-28 against Kentucky. This will be the 10th time since Walz took over that both teams are ranked in the Top 20 of the national polls for the annual matchup.



■ Louisville will face a gauntlet of a non-conference schedule this season with a number of ranked opponents on the slate. Based on the AP preseason poll, the Cardinals will face three Top 10 teams and four teams ranked in the Top 25. Louisville plays the preseason No. 1 and No. 2 teams in their non-conference schedule, just one of two teams nationally to face both teams during non-conference play. Kentucky is the second Top 20 opponent the Cardinals have faced so far over the first month of the season.

■ Head coach Jeff Walz currently has 490 career wins and is just 10 wins away from 500 overall. There are six active head coaches in all of women's college basketball that have won 500 or more games at one school. Walz would be the second active head coach in the ACC to reach the 500 wins mark.

■ Walz ranks ninth among active head coaches with a .769 career winning percentage (490-147). Among power conferences, Walz ranks fifth overall and has the highest winning percentage among ACC coaches.

■ Louisville had seven players score in double figures in the win over Morehead State on Nov. 19. It was the most players in double figures in a single game since November 16, 2023, when eight players scored in double figures against Bellarmine.

PROJECTED STARTERS (based off last game)

1		22		4		0		11											
Reyna SCOTT		Tajianna ROBERTS		Mackeny RANDOLPH		Laura ZIEGLER		Elif ISTANBULLUOGLU											
PPG	RPG	APG	MPG	PPG	RPG	APG	MPG	PPG	RPG	APG	MPG								
10.0	3.8	2.4	21.1	14.0	1.4	2.6	33.9	6.2	4.6	1.2	22.3	14.0	9.4	2.0	30.3	7.4	4.2	1.4	23.8

2025-26 Louisville Cardinals Roster

No.	Name	Pos.	Ht.	Yr.	Hometown	PPG	RPG	APG	Notes
0	Laura Ziegler	F	6-2	Sr.	Herlev, Denmark	14.0	9.4	2.0	16 pts. & 18 rebs. in debut against #1 UConn
1	Reyna Scott	G	5-10	Sr.	New York, N.Y.	10.0	3.8	2.4	Scored 13 pts. on 6-8 shooting against NKU
2	Imari Berry	G	5-10	So.	Clarksville, Tenn.	9.6	4.0	2.0	Started and scored 13 pts. vs. #1 UConn
4	Mackenly Randolph	F	6-0	So.	Los Angeles, Calif.	6.2	4.6	1.2	Tallied 10 pts. and 6 rebs. vs. NKU
5	Rebekah Graves	G	5-6	R-Fr.	Keller, Texas	2.5	1.0	0.5	Made her collegiate debut against NKU
9	Anaya Hardy	F	6-3	So.	Detroit, Mich.	4.7	4.7	0.3	Tallied first career double-double (12 pts, 13 rebs) vs. Morehead
11	Elif Istanbuluoglu	F	6-3	Jr.	Istanbul, Türkiye	7.4	4.2	1.4	Tied a career high with 11 pts against Morehead
12	Yevheniia Putra	F	6-3	Fr.	Kyiv, Ukraine	1.0	3.3	0.3	Made debut against #1 UConn
13	Isla Juffermans	F	6-4	So.	Coffs Harbour, Australia	-	-	-	Played in 24 games in 2024-25
20	Peyton Bradley	G	5-8	Fr.	Brandenburg, Ky.	1.3	1.0	0.3	Made her collegiate debut against NKU
21	Reagan Bender	G	5-10	R-Fr.	Louisville, Ky.	7.5	1.5	1.5	Set career high with 13 pts. against Morehead
22	Tajianna Roberts	G	5-10	So.	San Diego, Calif.	14.0	1.4	2.6	Tied career high with 23 pts. vs. NKU
23	Skylar Jones	G/F	6-0	Jr.	Chicago, Ill.	8.6	2.2	1.0	Scored 21 pts. and tied career high with 5 steals vs. Colorado
24	Grace Mbugua	F	6-4	Fr.	Danville, Ky.	-	-	-	2025 First Team All-State, McDonald's All-American Nominee

Pronunciation Guide

Ziegler (SEEG-lur), Imari (uh-MAR-e), Elif Istanbuluoglu (A-liff ee-stahn-BOO-low-loo), Yevheniia Putra (yehv-HEN-ee-ya POO-trah), Isla (EYE-luh), Tajianna (tah-jee-AH-nuh), Mbugua (em-BOO-gwah) Walz (Walls), Jonneshia Pineda (JON-ee-SHA PIN-ay-duh)

ABOUT THE WILDCATS

Kentucky comes into the matchup with a 6-0 overall record and are ranked No. 20 in the AP poll and No. 18 in the USA Today Coaches Poll. They opened the season with win over Morehead State (76-59) and are coming off a win over Purdue (76-35) this past Tuesday. The Wildcats are coming off a 2024-25 campaign where they went 23-8 overall and were 11-5 in SEC play. The Wildcats advanced to the second round of the NCAA Tournament before falling at home to No. 5 seed Kansas State. This season they were picked to finish eighth in the SEC Preseason Poll and Clara Strack was named to the Preseason All-SEC Second Team. Kentucky leads the nation in a number of categories including blocks per game (10.0), field goal percentage defense (.269) and scoring defense (43.5).

■ **Series History** - This will be the 60th meeting in the Battle of the Bluegrass and Louisville trails the all-time series 24-35. This will be the 18th matchup between the two teams since Jeff Walz took over at Louisville and the Cardinals have a 10-7 advantage over the Wildcats during that time. Louisville has won the last seven of the last eight games against the Wildcats dating back to the 2015-16 season (The teams did not meet in the 2020-21 season). The Cardinals are 6-2 all-time against the Wildcats in matchups played in Louisville and have won four-straight games played at home against Kentucky.

■ **Last Meeting (Nov. 16, 2024)** - The No. 18 Louisville Cardinals (2-2) hit a driving layup with 26 seconds left to force overtime but ended up on the wrong end of a 71-61 defeat against No. 20/19 Kentucky (4-0) Saturday night at Memorial Coliseum. Merissah Russell's layup ended a three-minute scoreless drought and earned the Cards another five minutes. In overtime, the Cards were unable to hit a shot from the field and the Wildcats put the game away. The Cards were led by two freshmen in Imari Berry and Tajianna Roberts as they had 14 points and 12 points respectively. Roberts has scored in double figures in all four games this season and Berry has scored double digits in back-to-back games. Ja'Leah Williams was steady across the board with nine points, team-high six assists and five rebounds.

APPROACHING MILESTONES

- **Walz Approaches 500 Career Wins** - Head coach Jeff Walz has 490 career wins and is 10 away from his 500th career win.
- **Ziegler Approaches 1,500 Career Points** - Forward Laura Ziegler has 1,473 career points and is 27 away from 1,500 for her career.
- **Ziegler Approaches 1,000 Career Rebounds** - Forward Laura Ziegler has 964 career rebounds and is 36 away from 1,000 for her career.

ZIEGLER THE WALKING DOUBLE DOUBLE

The Cardinals added one of the most prolific rebounders and scoring post players from the transfer portal in forward Laura Ziegler from Saint Joseph's.

GAMEDAY INFO

Date: Saturday, Nov. 22
Time: 2 p.m. ET
Site: Louisville, Ky. | KFC Yum! Center (22,090)
TV: The CW (Tom Werme, play-by-play; Kelley Deyo, analyst)
Radio: 970-AM WGTK (Nick Curran, play-by-play; Cortnee Walton, analyst)
Series History: Louisville trails 24-35 (17-11 home, 6-21 away, 1-3 neutral)
Series History w/Walz: Louisville leads 10-7 (6-2 home, 4-5 away)
Last Meeting: L (OT), 61-71 (Nov. 16, 2024 at Lexington, Ky.)
UofL National Ranking: 21st Associated Press, 19th USA Today

Team Statistics	Cards	UK
Points per game	78.0	83.7
Scoring margin	+15.8	+40.2
Field goal percentage	.453	.449
3-Point FG-attempts	36-107	60-191
3-Point FG percentage	.336	.314
3-Point FG made per game	7.2	10.0
Free throws-attempts	74-92	82-108
Free throw percentage	.804	.759
FTs made per game	14.8	13.7
Rebounds per game	38.0	46.7
Rebounding margin	+2.8	+12.8
Assists per game	14.0	18.7
Turnovers per game	11.0	10.0
Turnover margin	+5.0	+7.5
Assist/turnover ratio	1.3	1.9
Steals per game	8.0	6.8
Blocks per game	2.0	10.0

- Ziegler has led the team in rebounding in four of five games this year and leads the team with 9.4 rebounds per game.
- She scored in double figures for the fourth-straight game with team-high 13 points against Morehead State.
- Ziegler recorded her second double-double of the season with team-highs 17 points and 10 rebounds in the road win over Clemson. It was her third game this season with 10 or more rebounds.
- She reached double-digit rebounds with a team-best 11 and five assists to go with nine points against NKU.
- In her debut for the Cardinals, Ziegler led the team with 16 points and a career-best 18 rebounds for her 42nd career double-double against No. 1 UConn.
- The 18 rebounds were the most by an opposing player in a single game against UConn since 2003.
- The 18 rebounds are the most by any ACC player in a game this season and the most by any player in the country in a game against a Top 10 opponent.
- Ziegler earned Preseason All-ACC honors with Roberts and the Cards were one of three schools to have multiple players on the Preseason All-ACC team. She was also named to the Naismith Trophy Women's Player of the Year Watch List, Wooden Award Preseason Watch List, USBWA Ann Meyers Drysdale Award Watch List and Lisa Leslie Award Watch List.
- In September, Ziegler played with the Denmark National Team in the 3x3 Europe Cup that was hosted in Copenhagen.
- Ziegler spent three seasons at Saint Joseph's prior to transferring to Louisville ahead of her senior season.
- She is coming off a junior season where she led the Atlantic-10 in rebounding with 10.4 per game and was second in the conference in scoring with 17.5 per game.
- She was a Becky Hammon Mid-Major Player of the Year finalist after she was just the third player in SJU program history to record 500+ points, 200+ rebounds and 100+ assists in a single season.
- She ranked third in the NCAA with 8.8 defensive rebounds per game, fifth nationally with 20 double-doubles and 15th with the 10.4 rebounds per game. Ziegler was also tied for second in the NCAA with two triple doubles.
- Ziegler set the program record with a career-best 43 points against Loyola Chicago on Feb. 9 of last season.
- Ziegler was named Atlantic-10 First Team All-Conference in each of the last two seasons.
- She was named Atlantic 10 Rookie of the Year following her first season at St. Joe's.

RISING ROBERTS

Guard Tajanna Roberts put on a show during her first collegiate season for the Cardinals and is back for her sophomore campaign.

- Has scored in double figures in four-straight games with 23 against NKU, 16 against Colorado, 12 at Clemson and 13 against Morehead.
- Roberts tied a career high with 23 points on 10-for-16 shooting in the win over NKU.
- Prior to the 2025-26 season, Roberts earned Preseason All-ACC honors from the coaches and Blue Ribbon Panel. She was also named to the Naismith Trophy Women's Player of the Year Watch List, USBWA Ann Meyers Drysdale Award Watch List and the HoopHall Ann Meyers Drysdale Award Watch List.
- Roberts started all 33 games as a freshman, averaged 12.8 points per game (second on the team) and led the team with 57 steals on the season.
- She earned ACC All-Freshman team and Second Team All-ACC honors after the regular season. She was one of just two freshmen to earn All-ACC honors.
- Roberts was named ACC Rookie of the Week five times during the season, setting the program record for most freshmen of the week honors in single season.
- She tallied 25 games with 10 points or more, the most of any ACC freshmen during the season.
- In her collegiate debut against #5/#6 UCLA, Roberts scored 21 points to lead the Cards and was the first Louisville freshman to score 20 or more points in a game since

HEAD COACH JEFF WALZ

Head coach **Jeff Walz**, in his 19th season as a head coach, has compiled a 490-147 record as the Cardinals' leader. Walz and the Cardinals boast quite an astounding resume that includes 12 trips to the NCAA Sweet 16, eight trips to the Elite Eight, four trips to the final four and two trips to the national title game. Overall, he has compiled a 41-16 record in NCAA Tournament games and ranks 10th all-time and fifth among active coaches with a 71.9 NCAA Tournament winning percentage. All of this for a program that had just four NCAA Tournament wins and had never reached a Sweet 16 prior to Walz being named head coach.



Walz is the all-time winningest coach in program history and averages 27.1 victories per season. He directed Louisville to a program-record 36 victories in 2017-18 en route to being named ACC Coach of the Year, 34 victories in 2008-09, 33 wins in 2013-14, 32 wins in 2018-19 and 29 wins in 2021-22.

Walz has been with the Cardinals for 19 seasons and is tied for 14th for the longest active streak at the same school. Among the power conferences, Walz is fifth behind Geno Auriemma (41 years, UConn), Bill Fennelly (31 years, Iowa State), Brenda Frese (24 years, Maryland) and Jim Flanery (24 years, Creighton).

The Cardinals have reached 20 wins 15 consecutive times and they have won at least 20 games in 17 of Walz's 18 full seasons. The longest run previously was three, achieved twice, and UofL had just 10 20-win seasons in its 32 previous years.

Walz led Louisville to four consecutive Atlantic Coast Conference regular season titles in 2018, 2019, 2020 and 2021, and over that four-year span, the Cardinals went a combined 122-15, which marked the fewest losses and best winning percentage over a four-year period in program history.

From 2016-2021, he coached the ACC Player of the Year in five of six seasons as Myisha Hines-Allen won the award in 2016, Asia Durr in 2018 and 2019, and Dana Evans in 2020 and 2021. He also coached Angel McCoughtry to Big East Player of the Year honors in 2007.

After being hired as the Cardinals' head coach on March 27, 2007, the Bluegrass State native used little time to make a splash. His first year featured the program's first NCAA Sweet 16 and it culminated with Louisville earning the No. 12 ranking in the final ESPN/USA Today Coaches Poll. For his efforts, Walz was named the WBCA Maggie Dixon Rookie Coach of the Year.

Prior to taking the reins at Louisville, Walz spent five seasons at Maryland, including his final season as the associate head coach in 2006-07. The season prior, he helped lead the Terrapins to a school-record 34 wins and the program's first national title.

Walz has four children: daughter Kaeley, son Jacob, and daughters Lola and Lucy. He married the former Lauren Lueders in September of 2012, and the couple resides in Louisville.

Walz's Milestone Collegiate Victories

No.	Date	Score
1	11/10/07	Louisville 81, Ball State 62
50	2/17/09	Louisville 89, St. John's 60
100	11/22/11	Louisville 78, Austin Peay 60
150	11/11/13	Louisville 100, Quinnipiac 82
200	1/29/15	Louisville 78, Syracuse 58
250	1/15/17	Louisville 63, Miami 59
300	11/6/18	Louisville 102, WKU 80
350	1/23/20	Louisville 71, Virginia 56
400	1/16/22	Louisville 63, Boston College 53
450	12/13/23	Louisville 74, Morehead State 48

Louisville Women's Basketball History

Before Walz 1975-2007 (32 seasons)	With Walz 2007-pres (19th season)
Overall Record	Overall Record
547-391 (.583)	490-147 (.769)
NCAAT Record	NCAAT Record
4-11 (.267)	41-16 (.719)
Sweet 16 App.	Sweet 16 App.
0	12
Elite Eight App.	Elite Eight App.
0	8
Final Four App.	Final Four App.
0	4
NCAA Finalist	NCAA Finalist
0	2

the 2020-21 season.

- Roberts led the team with 16 points in her NCAA Tournament debut in the first round win over Nebraska.

RUNNING WITH REYNA

Louisville added a veteran guard with three years of Power 4 experience from the transfer portal in Reyna Scott from Oklahoma.

- Back-to-back games in double figures after 11 points against Morehead State.
- She was one of three player in double figures with 10 points and added five rebounds in the road win over Clemson.
- Scott scored in double figures with 13 points on 6-for-8 shooting to go with four rebounds and two steals in the win over NKU.
- She led the Cards with three assists and added nine points and four rebounds against No. 1 UConn.
- Scott has 92 career games played over her three years at Oklahoma
- In her junior year at OU, she started each of the last 16 games and helped the Sooners reach the Sweet 16 of the NCAA Tournament.
- Scott scored in double figures five times, all against Power Four opponents last season.
- She dished out five or more assists in six games last year, including career-high eight at No. 7 LSU.

RETURN OF THE MAC

Forward Mackenly Randolph is back for her sophomore season with the Cardinals.

- Randolph has tallied five or more rebounds in four of five games this season.
- She had nine points and brought in five rebounds in the road win over Clemson.
- Randolph tallied 10 points and had six rebounds in the win over NKU.
- She battled a foot injury for most of her freshman season but still played in 32 games and made nine starts last season.
- Randolph averaged 3.6 points per game and 2.1 rebounds per game with a 47.9 field goal percentage from the floor.
- Led the team with a career-best 13 points on 5-for-7 shooting and played a career high 35 minutes against #11 Duke in ACC Tournament last year.
- Set a career high with a team-best 10 rebounds and scored eight points against #3 Notre Dame.

SHARP-SHOOTING SKYLAR

The Cards added a stellar shooter from the transfer portal in guard/forward Skylar Jones from Arizona.

- She scored a season-best 21 points and tied a career high with five steals against Colorado.
- Jones was one of three players in double figures with 13 points on 4-for-7 shooting and was 2-for-3 from behind the arc against No. 1 UConn.
- Prior to the 2025-26 season, she was named to the Cheryl Miller Award Watch List.
- Jones played her first two collegiate seasons at Arizona, where she played in 64 games and made 40 starts.
- Last season for Arizona, she was one of three players to score 10 points or more per game (10.7) and led the team with 52 steals.
- Jones shot 49.2 percent (125-for-254) from the floor and led the team with a 41.9 percent (13-for-31) mark from behind the arc in conference play. She was 35.1 percent (20-for-57) from three for the season.
- Jones scored a career-best 30 points against No. 11 TCU last season. It was the most points scored by an Arizona player in a game since 2023.
- She was named Pac-12 All-Freshman Honorable Mention after averaging 7.2 points and 2.3 rebounds in her freshman season.

ELIF'S SUMMER ABROAD

Forward Elif Istanbuluoglu spent most of her summer overseas as she competed with multiple levels of the Türkiye National Teams.

- In her first summer tournament, Elif made the Türkiye Senior National Team for the

2025-26 NATIONAL RANKINGS

Associated Press (Week 3)			USA Today (Week 3)		
1	UConn* (28)	4-0	1	UConn* (28)	4-0
2	South Carolina* (3)	4-0	2	South Carolina* (3)	4-0
3	UCLA (1)	5-0	3	UCLA	5-0
4	Texas	4-0	4	Texas	4-0
5	LSU	4-0	5	LSU	5-0
6	Michigan	3-0	6	Maryland	5-0
7	Baylor	4-0	7	Oklahoma	4-1
8	Oklahoma	4-1	8	TCU	4-0
9	Maryland	5-0	9	Michigan	3-0
10	TCU	4-0	10	Baylor	4-0
11	USC	2-1	11	USC	2-1
12	Iowa State	5-0	12	North Carolina*	3-1
13	Ole Miss	3-0	13	Tennessee*	3-1
14	North Carolina*	3-1	14	Ole Miss	3-0
15	Tennessee*	3-2	15	Iowa State	5-0
16	NC State*	2-2	16	NC State*	2-2
17	Vanderbilt	3-0	17	Vanderbilt	3-0
18	Oklahoma State	5-0	18	Kentucky*	5-0
19	Iowa	4-0	19	Louisville*	3-1
20	Kentucky*	5-0	20	Iowa	4-0
21	Louisville	3-1	21	Oklahoma State	5-0
22	Michigan State	4-0	22	West Virginia	4-0
23	West Virginia	4-0	23	Notre Dame*	3-1
24	Notre Dame*	3-1	24	Duke*	3-2
25	Washington	3-0	25	Michigan State	4-0
* opponent this season			* opponent this season		
Others receiving votes: Duke* 89, Minnesota 24, Ohio St. 12, Stanford* 8, South Dakota St. 7, Nebraska 6, Richmond 3, Princeton 2, Fairfield 1			Others receiving votes: Washington 41; Minnesota 19; South Dakota State 17; Ohio State 13; Alabama 10; Richmond 3; Nebraska 3		

Louisville in the Polls

Date.....	AP	USAT
Preseason	20	19
Week 2	22	21
Week 3	21	19

2025 FIBA EuroBasket in Greece. Coach Walz and graduate assistant Selim Aldag were on the Türkiye staff and the team finished seventh overall.

- Later in the summer, Elif played with the U20 team at the 2025 FIBA U20 EuroBasket in Portugal and had a breakout tournament.
- She lead the squad with 17.9 points and 11.1 rebounds per game while shooting 44.0 percent from the floor.
- Elif was one of 10 ‘Players who lit up FIBA U20 Women’s EuroBasket 2025’ by FIBA following the tournament.
- She tied a career high with 11 points in the win over Morehead State.

STRENUOUS SCHEDULE

Louisville has one of the toughest schedules in the country, especially during the non-conference slate.

- In non-conference play, the Cardinals will face three Top 10 teams and four teams ranked in the Top 25 of the preseason AP poll.
- Louisville will face both the No. 1 and No. 2 team in the AP preseason poll, just one of two teams nationally to play both teams during the non-conference portion of the schedule.
- Over the first two months of the season, the Cardinals will face four Top 15 teams and five teams ranked in the Top 25 based off the preseason AP poll.
- Including their full conference schedule Louisville will have five games against Top 10 opponents, eight games against Top 15 opponents and nine games against Top 25 opponents based on the preseason AP poll.

CHASING 500

Head coach Jeff Walz is within arm’s length of win No. 500 of his coaching career.

- He has 490 wins and is 10 away from reaching the 500-win milestone.
- Currently, there are only six active women’s basketball head coaches that have won 500 or more games at one school.
- In the ACC, there is only one active head coach (Wes Moore) who has 500 or more wins for his career.
- At the University of Louisville, Walz would be just the fourth coach all-time to win 500 games or more.

IN RARE AIR

Jeff Walz is one of the winningest coaches in all of college basketball in the regular season and NCAA Tournament.

- In Women’s Basketball, he is one of just four active head coaches (Geno Auriemma, Dawn Staley, Kim Mulkey) and one of 11 all-time to make four or more Final Fours.
- Of those 11, Walz is one of nine to have all of his appearances come at the same school.
- Including Men’s Basketball, Walz is one of only seven active and one of 32 all-time to make four or more Final Fours.
- Walz ranks ninth in the NCAA with a .769 career winning percentage (488-147).
- Among power conferences, Walz ranks fifth overall and has the highest career winning percentage in the ACC.

ANOTHER 20-WIN SEASON

UofL defeated Clemson on Feb. 27 last season to reach 20 wins for the 15th-straight season and extended the program record. The 15-straight seasons with 20 or more wins is the fourth-longest active streak in the country and the longest active streak in the ACC. The longest run previously was three, achieved twice. The Cards have won at least 20 games in 17 of Walz’s 18 seasons. Prior to Walz’s arrival, Louisville had just 10 20-win seasons in its history.

A DECADE (PLUS) OF ACC SUCCESS

Since Louisville joined the ACC back in the 2014-15 season, they have been one of the most successful teams in the conference during the regular season and in the NCAA Tournament.

- Since the 2014-15 season, Louisville leads the league with 152 ACC wins and a .813

TOP TEAM EFFORTS UNDER JEFF WALZ

Most points scored in a game: 116 vs. DePaul, 12/4/20 (UofL 116, DePaul 75)
Most field goals made in a game: 49 vs. DePaul, 12/4/20 (UofL 116, DePaul 75)
Most 3-point field goals made in a game: 18 vs. Syracuse, 2/11/12 (UofL 89, SU 62)
Most free throws made in a game: 33 at Kentucky, 12/11/22 (UofL 86, UK 72)
Most free throws attempted in a game: 42 vs. Rutgers, 1/11/09 (UofL 64, RU 59)
Most total rebounds in a game: 68 vs. Loyola-Chicago, 11/9/13 (UofL 101, LC 54)
Most assists in a game: 28 vs. Ball State, 12/17/13 (UofL 105, BSU 67); vs. Chattanooga, 3/18/17 (UL 82, UTC 62)
Most steals in a game: 24 vs. BYU, 3/21/15 (UofL 86, BYU 53)
Most blocked shots in a game: 11 vs. DePaul, 12/4/20 (UofL 116, DePaul 75); vs. TSU, 12/2/18 (UofL 107, TSU 52)
Fewest turnovers in a game: 3 vs. Oregon State, 3/26/18 (UofL 76, OSU 43)
Fewest points allowed in a game: 25 vs. Bellarmine, 11/16/21 (UofL 82, BU 25); vs. Tennessee State, 12/31/12 (UofL 88, TSU 25)
Largest margin of victory: 78 vs. Bellarmine, 11/16/23 (UofL 111, BU 33)
Highest field goal percentage in a game: .678 (40-59) vs. IPFW, 11/29/10 (UofL 100, IPFW 79)
Highest 3-point percentage in a game (min. 8 attempts): .714 (10-14) vs. Rutgers, 3/8/09 (UofL 87, RU 82, 2 OT)
Lowest field goal percentage allowed: .149 (7-47) Bellarmine, 11/16/21 (UofL 82, BU 25)

HONORS

Imari Berry 2024 ACC Newcomer Watch List
Skylar Jones 2026 Cheryl Miller Award Watch List, 2023-24 Pac-12 All-Freshman Honorable Mention
Tajianna Roberts 2026 Naismith Trophy Player of the Year Watch List, 2025 Preseason All-ACC Team, 2026 USBWA Ann Meyers Drysdale Award Watch List, 2026 HoopHall Ann Meyers Drysdale Award Watch List, 2024-25 Second Team All-ACC, 2024-25 ACC All-Freshman Team, 5x ACC Rookie of the Week (2/17, 2/3, 1/13, 12/2, 11/11)
Reyna Scott 2022-23 Big 12 All-Academic Rookie Team
Jeff Walz 2021-22 Naismith Coach of the Year Late Season Watch List, 2020-21 Naismith Coach of the Year Semifinalist, 2019-20 Naismith Coach of the Year Semifinalist, 2019 USA Basketball National Coach of the Year, 2018-19 Naismith Coach of the Year Semifinalist, 2017-18 ACC Coach of the Year, 2017-18 Naismith Coach of the Year Semifinalist
Laura Ziegler 2026 Wooden Award Watch List, 2026 Naismith Trophy Player of the Year Watch List, 2025 Preseason All-ACC Team, 2026 USBWA Ann Meyers Drysdale Award Watch List, 2026 Lisa Leslie Award Watch List, 2024-25 Becky Hammon Mid-Major Player of the Year Finalist, 2024-25 Atlantic 10 First Team All-Conference, 2024-25 Big 5 Player of the Year, 2024-25 USBWA National Player of the Year Watch List, 2024-25 USBWA Ann Meyers Drysdale National Player of the Week (2x), 2024-25 AP Player of the Week Honorable Mention, 2023-24 USBWA National Player of the Year Watch List, 2023-24 First Team All-Big 5, 2023-24 Atlantic 10 First Team All-Conference, 2023-24 Atlantic 10 All-Defensive Team, 2022-23 Atlantic 10 Rookie of the Year, 2022-23 ECAC Rookie of the Year, 2022-23 Big 5 Rookie of the Year, 2022-23 Atlantic 10 Third Team All-Conference, 2022-23 Second Team All-Big 5, 2022-23 Atlantic 10 All-Rookie Team

winning percentage in conference games. They are one of just two schools in the league to have a winning percentage of .800 or better in ACC games during that timeframe.

- With the win over Stanford on Feb. 9, the Cardinals continued their streak of 10 or more ACC wins in each season since they joined the league. They are the only program in the conference to have 10 or more ACC wins in each of the last 11 seasons.
- Louisville has won 12 or more ACC games in each of their 11 seasons in the league with the win over No. 11 Duke on Feb. 20.
- Louisville has finished in the Top 5 of the league standings every season they have been in the league. They are the only school to finish in the Top 5 in the ACC standings in each of the last 11 seasons.
- The Cardinals have also reached the quarterfinals or farther in each of the last 11 ACC Tournaments, the only school to reach the quarterfinals or farther in each of the last 11 conference tournaments.
- Louisville has had five players named ACC Player of the Year, the most by any school during that time span.
- Over the last five NCAA tournaments (2021-25), Louisville leads the ACC with 11 total wins in the NCAA Tournament.
- In two of those five years (2021, 2022), the Cardinals were the farthest ACC team to advance in the bracket.
- Since the 2014-15 season, Louisville is second in the conference in NCAA Tournament wins (23).

ONE OF THE BEST IN THE COUNTRY

Louisville has been one of the best teams in the country since the start of the 2017-18 season. The Cardinals have totaled 227 wins and an .808 winning percentage. The wins rank fifth and the winning percentage is sixth in the NCAA during that span.

ROAD WARRIORS

Since the start of the 2017-18 season, the Cardinals are 80-21 in true road games. Louisville is fourth in the NCAA in road wins and sixth in road winning percentage (.792) during that span. The Cardinals were 10-4 on the road in 2024-25 with the 10 wins ranked second best in the ACC.

70-PLUS POINTS

The Cardinals are 121-11 in their last 132 games when they have scored 70 points or more, dating back to the 2018-19 season. UofL is 350-34 when surpassing the 70-point plateau under Walz.

50/50

The Cardinals were 7-0 in games when they shot 50 percent or better from the floor last season and are 2-0 this season after shooting 54.1% in the win over Morehead State on Nov. 19. Overall, they boast a 161-3 record when shooting 50 percent or better from the field under Walz.

NON-CONFERENCE SUCCESS

All-time, Walz is 195-40 (.830) against nonconference foes in regular season play. They are 98-15 in non-conference play over the past 10 seasons.

NOVEMBER IS WINNING TIME

The Cardinals have had a lot of success in the season's opening month during Walz's tenure in Louisville. During his 19 seasons, the Cardinals are 102-21 in the month of November. Over the past nine seasons, the Cardinals are 49-8 in the month of November.

Nonconference Success Under Walz	
Season	Record
2007-08	11-2
2008-09	13-1
2009-10	8-5
2010-11	9-5
2011-12	11-2
2012-13	12-2
2013-14	12-1
2014-15	12-1
2015-16	9-5
2016-17	13-2
2017-18	14-1
2018-19	13-0
2019-20	11-1
2020-21	7-1
2021-22	10-1
2022-23	9-4
2023-24	11-2
2024-25	7-4
2025-26	3-1
Total	195-40

THE LAST TIME LOUISVILLE ...

- Defeated a Top-5 team:**
Nov. 20, 2022 - No. 3 Texas, W, 71-63
- Defeated a Top-25 team:**
Feb. 20, 2025 - No. 11 Duke, W, 70-62
- Scored 100 or more points:**
Nov. 21, 2024 - vs. Morehead State, W, 107-70
- Scored less than 50 points:**
Dec. 15, 2024 - No. 22/20 NC State, L, 42-72
- Allowed 100 or more points:**
Dec. 20, 2009 - at Kentucky, L, 67-101
- Held a team to less than 50 points:**
Nov. 19, 2025 - vs. Morehead State, W, 96-49
- Won an overtime game:**
Mar. 6, 2025 - vs. Clemson, W, 70-68 (OT)
- Lost an overtime game:**
Nov. 16, 2024 - at #20 Kentucky, L, 61-71 (OT)
- Played a double-overtime game:**
Dec. 19, 2019 - at UT Martin, W, 71-63 (2OT)

THE LAST TIME UOFL HAD ...

- A player score 30 points:**
41, Jayda Curry at TCU (3/23/25)
- A player score 35 points:**
41, Jayda Curry at TCU (3/23/25)
- A player score 40 points:**
41, Jayda Curry at TCU (3/23/25)
- Two players score 20 points in a game:**
21, Olivia Cochran; 20, Kiki Jefferson vs. Liberty (11/25/23)
- A player grab 15 boards:**
18, Laura Ziegler vs. No. 1 UConn (11/4/25)
- A player grab 20 boards:**
20, Angel McCoughtry vs. Syracuse (2/3/09)
- Two or more players grab 10 rebounds in a game:**
12, Ja'Leah Williams; 10, Tajianna Roberts vs. Clemson (3/6/25)
- A player dish out 10 assists:**
10, Mykasa Robinson vs. Wake Forest (3/3/23)
- A player record five or more steals:**
5, Skylar Jones vs. Colorado (11/12/25)
- A player with five or more blocked shots:**
5, Emily Engstler vs. FSU (1/27/22)
- Two players record a double-double:**
Ja'Leah Williams, Tajianna Roberts vs. Clemson (3/6/25)
- Three players record a double-double:**
M. Hines-Allen, M. Moore, S. Fuehring vs. Va. Tech (2/9/17)
- Seven players score in double figures:**
Ziegler (13), Roberts (13), Berry (13), Bender (13), Hardy (12), Istanbuluoglu (11), Scott (11) vs. Morehead State (11/19/25)
- Eight players score in double figures:**
Taylor (15), Harris (14), Mobley (12), Russell (11), Curry (11), Jefferson (11), Cochran (10), Istanbuluoglu (10) vs. BU (11/16/23)
- A player records a triple-double:**
11 pts., 11 rbs., 10 assts. Mariya Moore vs. Syracuse (12/29/16)
- A player with 7 or more 3-pointers:**
7, Sydney Taylor at Georgia Tech (2/22/24)
- A player hit a last-second shot to win a game:**
Emily Engstler, :03.3 at No. 16 Georgia Tech, 50-48 (1/2/21)

ALLOWING 59 POINTS OR LESS

The Cardinals have great success when allowing 59 points or less in a game over the past few seasons. Louisville has won 53-straight games when allowing 59 points or less in a game after the 96-49 win over Morehead State on Nov. 19. The 53-straight wins dates back to the 2020-21 season. Over the past 12 seasons, the Cardinals are 160-4 when allowing 59 points or less in a game.

WALZ IN THE BIG DANCE

Walz boasts a 41-16 record in NCAA Tournament games. He is 10th all-time in winning percentage and fifth among active coaches who have coached in at least 25 tournament games or more. He has directed UofL to a pair of national runner-up finishes (2009, 2013), four Final Fours (2009, 2013, 2018, 2022), eight Elite Eights (2009, 2013, 2014, 2018, 2019, 2021, 2022, 2023), 12 trips to the Sweet 16 and 16 NCAA Tournaments. Walz is one of four active head coaches to make four or more Final Fours.

NCAA Tournament All-Time Winning Percentage (Min. 25 games)			
No.	Coach	Record	Years
1.	Geno Auriemma, UConn	.855 (142-24)	1989-pres
2.	Pat Summitt, Tennessee	.830 (112-23)	1982-2012
3.	Kim Mulkey, Baylor/LSU	.776 (66-19)	2001-pres
4.	Linda Sharp, USC/Texas St.	.760 (19-6)	1982-1997
5.	Dawn Staley, Temple/SC	.754 (49-16)	2002-pres.
6.	Vic Schaefer, Miss. St./Texas	.750 (30-10)	1990-pres
7.	Leon Barmore, Louisiana Tech	.747 (56-19)	1983-2002
8.	Tara VanDerveer, OSU, Stan	.741 (100-35)	1982-2024
9.	Muffet McGraw, Notre Dame	.736 (67-24)	1987-2020
10.	Jeff Walz, Louisville	.719 (41-16)	2008-pres

PRESEASON AP AND USA TODAY RANKINGS

The Cardinals were ranked #20 in the 2025-26 Associated Press preseason poll and #19 in the USA Today Preseason Poll. They were one of five ACC teams in the AP and USA Today polls.

■ **Preseason Top 20** - It marks the 16th-consecutive season that Louisville has been ranked in the Top 20 of the AP preseason poll and the 17th time in Walz's 19-year tenure. The 16-year streak in the preseason Top 20 is the longest active streak of any ACC team. The second-longest active streak among ACC teams is just five years.

HOME COURT ADVANTAGE

Since the KFC Yum! Center opened its doors for the 2010-11 season, the Cardinals have had one of the best home court advantages in the country. Louisville is 216-37 all-time at the KFC Yum! Center over the past 16 seasons. The Cardinals program record for consecutive home wins is 21 games, a streak that spanned over three seasons. Over the past nine seasons, Louisville is 111-13 at home.

BEST FANS IN THE COUNTRY

During the 2024-25 season, Louisville averaged 8,417 fans at the KFC Yum! Center, which was first in the ACC and eighth in the country. The 8,417 fans per game ranked

KFC Yum! Center Attendance			
Year	Avg.	High	DI Rank
2010-11	10,859	22,152 vs. UK (12/5/10)	2nd
2011-12	10,670	16,483 vs. UConn (2/7/12)	2nd
2012-13	9,358	15,453 vs. UK (12/2/12)	3rd
2013-14	9,469	22,163 vs. UConn (3/3/13)	3rd
2014-15	9,515	14,862 vs. UK (12/7/14)	3rd
2015-16	9,503	16,524 vs. Cal (11/15/15)	4th
2016-17	8,256	12,245 vs. UK (12/4/16)	5th
2017-18	7,836	14,248 vs. FSU (1/21/18)	5th
2018-19	9,531	17,023 vs. UConn (1/31/19)	3rd
2019-20	9,062	12,086 vs. ND (1/26/20)	5th
2020-21*	2,557	2,989 vs. NCST (2/1/21)	2nd
2021-22	8,361	12,167 vs. Kentucky (12/12/21)	4th
2022-23	8,779	12,015 vs. Notre Dame (2/26/23)	5th
2023-24	8,640	12,249 vs. Virginia Tech (2/18/24)	8th
2024-25	8,417	11,603 vs. Notre Dame (2/2/25)	8th

*Fans limited due to covid protocols

CAREER DOUBLE-DOUBLES

Anaya Hardy (1)		
Morehead State	11/19/25	12 pts, 13 rebs
Elif Istanbuluoglu (1)		
Bellarmine	11/16/23	10 pts, 12 rebs
Tajianna Roberts (2)		
vs. Clemson	3/6/25	16 pts, 10 rebs
at Florida State	2/13/25	17 pts, 10 rebs
Laura Ziegler (43)		
at Clemson	11/16/25	17 pts, 10 rebs
vs. UConn	11/4/25	16 pts, 18 rebs
Villanova	3/23/25	19 pts, 10 rebs
Albany	3/20/25	16 pts, 13 rebs
Richmond	3/1/25	21 pts, 10 rebs
Saint Louis	2/5/25	27 pts, 10 rebs
at Davidson	1/29/25	14 pts, 14 rebs
La Salle	1/25/25	14 pts, 13 rebs
St. Bonaventure	1/22/25	17 pts, 15 rebs
at UMass	1/18/25	23 pts, 14 rebs
Fordham	1/15/25	15 pts, 12 rebs
at La Salle	1/5/25	22 pts, 17 rebs
at George Mason	1/2/25	16 pts, 15 rebs
Col. of Charleston	12/21/24	23 pts, 13 rebs
Howard	12/20/24	10 pts, 11 rebs, 10 asts
Maine	12/9/24	16 pts, 16 rebs
Villanova	12/1/24	12 pts, 11 rebs
Saint Francis	11/27/24	16 pts, 13 rebs, 10 asts
at Utah	11/22/24	22 pts, 12 rebs
at Southern Utah	11/20/24	30 pts, 10 rebs
at Penn	11/15/24	16 pts, 12 rebs
Goldey-Beacom	11/6/24	19 pts, 13 rebs
at Duquesne	3/2/24	27 pts, 12 rebs
at VCU	2/21/24	13 pts, 11 rebs
at George Mason	2/8/24	19 pts, 14 rebs
Davidson	1/27/24	14 pts, 10 rebs
at St. Bonaventure	1/24/24	14 pts, 11 rebs
Rhode Island	1/21/24	13 pts, 10 rebs
La Salle	1/15/24	16 pts, 16 rebs
Duquesne	1/13/24	25 pts, 11 rebs
Villanova	12/9/23	16 pts, 11 rebs
at Bucknell	11/28/23	12 pts, 11 rebs
at Temple	11/22/23	21 pts, 13 rebs
at Penn	11/14/23	18 pts, 14 rebs
Rider	11/7/23	19 pts, 16 rebs
at George Mason	2/22/23	17 pts, 10 rebs
Rhode Island	2/19/23	20 pts, 13 rebs
at Dayton	2/11/23	11 pts, 11 rebs
VCU	2/8/23	22 pts, 16 rebs
at Richmond	1/29/23	13 pts, 14 rebs
Loyola Chicago	1/10/23	10 pts, 10 rebs
at George Washington	1/4/23	10 pts, 13 rebs
at Rider	12/7/22	16 pts, 11 rebs

CAREER 20-POINT GAMES

Imari Berry (1)		
Morehead State	11/21/24	21
Skylar Jones (4)		
Colorado	11/12/25	21
Northern Arizona	3/20/25	21
TCU	2/16/25	30
vs. Syracuse	3/23/24	24
Tajianna Roberts (5)		
Northern Kentucky	11/9/25	23
Stanford	2/9/25	21
at SMU	1/30/25	22
at Memphis	12/21/24	23
vs. UCLA	11/4/24	21
Laura Ziegler (17)		
Richmond	3/1/25	21
George Mason	2/23/25	23
Loyola Chicago	2/9/25	43
Saint Louis	2/5/25	27
at George Washington	2/1/25	20
at UMass	1/18/25	23
at La Salle	1/5/25	22
College of Charleston	12/21/24	23
at Utah	11/22/24	22
at Southern Utah	11/20/24	30
at Duquesne	3/2/24	27
Duquesne	1/13/24	25
vs. UAB	12/21/23	20
at Temple	11/22/23	21
Rhode Island	2/19/23	20
VCU	2/8/23	22
at UMass	1/14/23	22

Louisville Women's Basketball Results

RECORD: 4-1 Overall (Home: 3-0; Away: 1-0; Neutral: 0-1; ACC: 1-0)

Date	Opponent	Dec.	Result	Margin	Rec.	High Scorer	High Rebounder	High Assists	Attendance
N 4	vs. #1 UConn	L	66-79	-13	0-1	Ziegler - 16	Ziegler - 18	Scott - 3	3,640
N 9	NORTHERN KENTUCKY	W	89-61	+28	1-1	Roberts - 23	Ziegler - 11	Scott - 5	7,182
N 12	COLORADO	W	74-68	+6	2-1	Jones - 21	Ziegler, Putra, Randolph - 6	Roberts, Istanbuluoglu - 3	6,730
N 16	at Clemson	W	65-54	+11	3-1	Ziegler - 17	Ziegler - 10	Roberts - 4	1,004
N 19	MOREHEAD STATE	W	96+49	+37	4-1	Ziegler, Roberts, Berry, Bender - 13	Hardy - 13	Scott, Berry - 4	6,620

Louisville Women's Basketball Game-by-Game Team Statistics

Teams	FG-FGA	Pct	3FG-FGA	Pct	FT-FTA	Pct	O	D	Reb	PF-D	A	TO	STL	BLK	1Q	2Q	3Q	4Q	OT	TOT
UConn	35-78	.449	4-26	.154	5-8	.625	15	32	47	16-14	17	8	8	2	25	19	17	18		79
Louisville	22-64	.344	8-24	.333	14-17	.824	12	31	43	14-16	11	12	3	1	9	14	17	26		66
Northern Kentucky	24-62	.387	10-30	.333	3-7	.429	13	20	33	19-16	15	18	4	2	17	15	16	13		61
LOUISVILLE	36-65	.554	8-19	.421	9-13	.692	11	27	38	16-19	16	10	9	2	20	15	21	33		89
Colorado	25-61	.410	4-10	.400	14-19	.737	15	31	46	19-16	13	18	6	2	23	14	21	10		68
LOUISVILLE	25-64	.391	7-28	.250	17-24	.708	12	22	34	16-19	11	8	11	7	18	16	21	19		74
Clemson	23-48	.479	4-15	.267	4-14	.286	5	21	26	20-11	7	18	6	2	11	9	16	18		54
Louisville	24-55	.436	3-10	.300	14-15	.933	8	25	33	11-19	10	14	7	0	15	15	17	18		65
Morehead State	18-51	.353	7-27	.259	6-17	.353	8	16	24	16-16	12	18	6	0	10	12	17	10		49
LOUISVILLE	33-61	.541	10-26	.385	20-23	.870	12	30	42	16-16	22	11	10	0	29	21	35	11		96

Louisville Women's Basketball Specialty Statistics

GAME	Points in Paint	Points Off TO	2nd Chance	Fast Break	Bench	Largest Lead	Largest Deficit	Times Tied	Lead Changes	Margins Half	Margins Final
vs. #1 UConn	18/50	13/16	9/10	10/15	22/16	0	28 (3rd, 6:35)	0	0	-21	-13
Northern Kentucky	48/22	25/10	13/9	8/0	29/15	29 (4th, 3:09)	5 (1st, 5:45)	6	6	+3	+28
Colorado	30/36	20/12	6/12	6/2	26/19	6 (4th, 0:04)	11 (1st, 3:16)	7	5	-3	+6
at Clemson	32/32	23/13	7/2	11/2	21/14	15 (2nd, 6:29)	4 (1st, 7:59)	1	3	+10	+11
Morehead State	34/18	31/4	9/2	4/0	44/11	53 (4th, 2:24)	2 (1st, 8:09)	0	4	+28	+37

Team Extended Statistics

No.	Player				Total		3-Point		F-Throw		Rebounds																
		GP-GS	MIN	AVG	FG-FGA	FG%	3FG-3FGA	3FG%	FT-FTA	FT%	OFF	DEF	TOT	AVG	PF	DQ	A	A/G	TO	TO/G	A/TO	BLK	BLK/G	STL	STL/G	PTS	AVG
0	ZIEGLER, Laura	5-5	151:15	30.3	23-52	.442	7-17	.412	17-18	.944	13	34	47	9.4	5	0	10	2.00	5	1.00	2.00	2	0.40	3	0.60	70	14.0
22	ROBERTS, Tajianna	5-5	169:16	33.9	27-70	.386	9-26	.346	7-8	.875	2	5	7	1.4	4	0	13	2.60	5	1.00	2.60	0	0.00	5	1.00	70	14.0
1	SCOTT, Reyna	5-2	105:30	21.1	17-27	.630	3-7	.429	13-15	.867	4	15	19	3.8	5	0	12	2.40	7	1.40	1.71	2	0.40	5	1.00	50	10.0
2	BERRY, Imari	5-2	125:04	25.0	20-44	.455	5-20	.250	3-5	.600	6	14	20	4.0	12	0	10	2.00	12	2.40	0.83	0	0.00	7	1.40	48	9.6
23	JONES, Skylar	5-1	103:50	20.8	15-34	.441	3-9	.333	10-14	.714	2	9	11	2.2	15	0	5	1.00	8	1.60	0.63	0	0.00	10	2.00	43	8.6
21	BENDER, Reagan	2-0	24:56	12.5	4-5	.800	3-4	.750	4-4	1.000	2	1	3	1.5	1	0	3	1.50	1	0.50	3.00	0	0.00	1	0.50	15	7.5
11	ISTANBULLUOGLU, Elif	5-5	119:01	23.8	13-31	.419	3-11	.273	8-11	.727	5	16	21	4.2	14	0	7	1.40	5	1.00	1.40	1	0.20	2	0.40	37	7.4
4	RANDOLPH, Mackenly	5-5	111:45	22.3	11-23	.478	2-3	.667	7-9	.778	10	13	23	4.6	8	0	6	1.20	4	0.80	1.50	1	0.20	2	0.40	31	6.2
9	HARDY, Anaya	3-0	25:01	8.3	6-7	.857	0-0	.000	2-4	.500	6	8	14	4.7	3	0	1	0.33	1	0.33	1.00	0	0.00	1	0.33	14	4.7
5	GRAVES, Rebekah	2-0	14:37	7.3	2-7	.286	1-5	.200	0-0	.000	0	2	2	1.0	0	0	1	0.50	0	0.00	1.00	0	0.00	1	0.50	5	2.5
20	BRADLEY, Peyton	3-0	21:04	7.0	1-7	.143	0-5	.000	2-2	1.000	0	3	3	1.0	2	0	1	0.33	1	0.33	1.00	0	0.00	1	0.33	4	1.3
12	PUTRA, Yevheniia	3-0	28:41	9.6	1-2	.500	0-0	.000	1-2	.500	1	9	10	3.3	4	0	1	0.33	4	1.33	0.25	4	1.33	2	0.67	3	1.0
Total		5	1000		140-309	.453	36-107	.336	74-92	.804	55	135	190	38.0	73	0	70	14.00	55	11.00	1.27	10	2.00	40	8.00	390	78.0
Opponents		5	1000		125-300	.417	29-108	.269	32-65	.492	56	120	176	35.2	90	2	64	12.80	80	16.00	0.80	8	1.60	30	6.00	311	62.2

Score by Periods

Team	1st	2nd	3rd	4th	OT	TOT
Louisville	91	81	111	107	0	390
Opponents	86	69	87	69	0	311

Louisville Women's Basketball Miscellaneous Statistics

Louisville's Record When the Cardinals ...

Lead at halftime	3-0
Trail at halftime	1-1
Tied at halftime	0-0
Shoot better from the field than opponent	2-0
Shoot worse from the field than opponent.....	2-1
Shoot the same from the field as opponent.....	0-0
Shoot 50 percent or better from the field	2-0
Shoot below 50 percent from the field	2-1
Opp. shoots 50 pct. or better from the field	0-0
Opp. shoots below 50 pct. from the field	4-1
Make more than 7 3-point goals	2-1
Make 7 or fewer 3-point goals	2-0
Attempt 20 or more 3-point field goals.....	2-1
Attempt less than 20 3-point field goals.....	2-0
Make more free throws than opponent.....	4-1
Opponent makes more free throws	0-0
Free throws made are even.....	0-0
Outrebound their opponent.....	3-0
Outrebounded by their opponent.....	1-1
Rebounds are even	0-0
Bench outscores the opposing bench	4-1
Opponent bench outscores bench.....	0-0
Bench points are even.....	0-0
Commit fewer turnovers than opponent	4-0
Commit more turnovers than opponent.....	0-1
Turnovers are even	0-0
Lead with 5:00 remaining	3-0
Trail with 5:00 remaining.....	0-1
Tied with 5:00 remaining	1-0
Play an overtime game.....	0-0
1-4 point margins.....	0-0
5-10 point margins.....	1-0
11-20 point margins	1-1
21 or more point margins.....	2-0
vs. AP Top 25 teams.....	0-1
Play at home.....	2-0
Play on the road	1-0
Play on a neutral court.....	0-1
Score 59 points or less.....	0-0
Score 60-69 points	1-1
Score 70-79 points	1-0
Score 80-89 points	1-0
Score 90 points or more	1-0
Allow 59 points or less.....	2-0
Allow 60-69 points	2-0
Allow 70-79 points	0-1
Allow 80-89 points	0-0
Allow 90 points or more	0-0
Play after a loss	1-0
Score the first point.....	2-0
November	4-1
December	0-0
January	0-0
February	0-0
March.....	0-0

Points in Paint

Louisville.....	162 (32.4)	Opp.....	158 (31.6)
-----------------	------------	----------	------------

Points Off Turnovers

Louisville.....	122 (24.4)	Opp.....	55 (11.0)
-----------------	------------	----------	-----------

Second Chance Points

Louisville.....	51 (10.2)	Opp.....	43 (8.6)
-----------------	-----------	----------	----------

Fast Break Points

Louisville.....	39 (7.8)	Opp.....	19 (3.8)
-----------------	----------	----------	----------

Bench Scoring

Louisville.....	142 (28.4)	Opp.....	75 (15.0)
-----------------	------------	----------	-----------

Double-Figure

Scoring Games

Roberts	4
Ziegler.....	4
Scott	3
Berry	2
Jones	2
Istanbulluoglu	1
Hardy	1
Bender	1
Randolph	1

Games Leading

UofL in Scoring

Ziegler.....	3
Roberts	2
Berry	1
Bender	1
Jones	1

Games Leading

UofL in Rebounding

Ziegler.....	4
Hardy	1
Randolph	1
Putra	1

Games Leading

UofL in Assists

Roberts	3
Scott	2
Ziegler.....	1
Istanbulluoglu	1

Scored Louisville's

First Points

Who

Istanbulluoglu	2
Roberts	2
Ziegler.....	1

How

Jump Shot	2
3-Pointer.....	2
Free Throw	1

Double-Doubles

Ziegler.....	2
Hardy	1

Jump Balls Controlled

UofL	2
Opponents	3

Starting Lineups

W-L

2-0	Scott	Roberts	Randolph	Ziegler	Istanbulluoglu
1-0	Roberts	Jones	Randolph	Ziegler	Istanbulluoglu
1-1	Berry	Roberts	Randolph	Ziegler	Istanbulluoglu

Scoring Summary

	1st Pd.	2nd Pd.	3rd Pd.	4th Pd.	OT	Total
Louisville	91	86	111	107		390
Opponents	86	69	87	69		311

Louisville Women's Basketball Team Superlatives

Louisville High	Louisville Low	Statistical Category	Opponent High	Opponent Low
96 vs. Morehead State (11/19/25)	65 at Clemson (11/16/25)	Points	79 vs. UConn (11/4/25)	49 vs. Morehead State (11/19/25)
50 vs. Morehead State (11/19/25)	25 vs. UConn (11/4/25)	First-Half Points	44 vs. UConn (11/4/25)	20 at Clemson (11/16/25)
54 vs. Northern Kentucky (11/9/25)	35 at Clemson (11/16/25)	Second-Half Points	35 vs. UConn (11/4/25)	27 vs. Morehead State (11/19/25)
36 vs. Northern Kentucky (11/9/25)	22 vs. UConn (11/4/25)	Field Goals	35 vs. UConn (11/4/25)	18 vs. Morehead State (11/19/25)
65 vs. Northern Kentucky (11/9/25)	55 at Clemson (11/16/25)	Field Goal Attempts	78 vs. UConn (11/4/25)	48 at Clemson (11/16/25)
.554 vs. Northern Kentucky (11/9/25)	.344 vs. UConn (11/4/25)	FG Percentage	.479 at Clemson (11/16/25)	.353 vs. Morehead State (11/19/25)
10 vs. Morehead State (11/19/25)	3 at Clemson (11/16/25)	3-Point Field Goals	10 vs. Northern Kentucky (11/9/25)	4 (3x), MR at Clemson (11/16/25)
28 vs. Colorado (11/12/25)	10 at Clemson (11/16/25)	3-Point Field Goal Att.	19 vs. Colorado (11/12/25)	10 vs. Colorado (11/12/25)
.421 vs. Northern Kentucky (11/9/25)	.250 vs. Colorado (11/12/25)	3-Point FG Percentage	.400 vs. Colorado (11/12/25)	.154 vs. UConn (11/4/25)
20 vs. Morehead State (11/19/25)	9 vs. Northern Kentucky (11/9/25)	Free Throws	14 vs. Colorado (11/12/25)	3 vs. Northern Kentucky (11/9/25)
24 vs. Colorado (11/12/25)	13 vs. Northern Kentucky (11/9/25)	Free Throw Attempts	19 vs. Colorado (11/12/25)	10 vs. Colorado (11/12/25)
.933 at Clemson (11/16/25)	.692 vs. Northern Kentucky (11/9/25)	Free Throw Percentage	.737 vs. Colorado (11/12/25)	.286 at Clemson (11/16/25)
12 (3x), MR vs. Morehead State (11/19/25)	8 at Clemson (11/16/25)	Offensive Rebounds	15 (2x), MR vs. Colorado (11/12/25)	5 at Clemson (11/16/25)
31 vs. UConn (11/4/25)	22 vs. Colorado (11/12/25)	Defensive Rebounds	32 vs. UConn (11/4/25)	16 vs. Morehead State (11/19/25)
43 vs. UConn (11/4/25)	33 at Clemson (11/16/25)	Total Rebounds	47 vs. UConn (11/4/25)	24 vs. Morehead State (11/19/25)
16 (3x), MR vs. Morehead State (11/19/25)	11 at Clemson (11/16/25)	Fouls	20 at Clemson (11/16/25)	16 vs. Morehead State (11/19/25)
22 vs. Morehead State (11/19/25)	10 at Clemson (11/16/25)	Assists	17 vs. UConn (11/4/25)	7 at Clemson (11/16/25)
14 at Clemson (11/16/25)	8 vs. Colorado (11/12/25)	Turnovers	18 vs. Morehead State (11/19/25)	8 vs. UConn (11/4/25)
7 vs. Colorado (11/12/25)	0 (2x), MR vs. Morehead State (11/19/25)	Blocked Shots	2 (4x), MR at Clemson (11/16/25)	0 vs. Morehead State (11/19/25)
11 vs. Colorado (11/12/25)	3 vs. UConn (11/4/25)	Steals	8 vs. UConn (11/4/25)	4 vs. Northern Kentucky (11/9/25)

Louisville Women's Basketball Individual Superlatives

	Louisville	Opponent
Points	23 by Tajianna Roberts vs. Northern Kentucky (11/9/25)	21 by Sarah Strong vs. UConn (11/4/25)
Field Goals Made	10 by Tajianna Roberts vs. Northern Kentucky (11/9/25)	9 (2x), MR by Strong & Fudd vs. UConn (11/4/25)
Field Goals Attempted	16 (2x), MR by Tajianna Roberts at Clemson (11/16/25)	20 by Azzi Fudd vs. UConn (11/4/25)
Highest FG Pct. (min. 5 made)	1.000 (5-5) by Laura Ziegler vs. Morehead State (11/19/25)	.750 (2x), MR by Rusne Augustinaite at Clemson (11/16/25)
3-Point Field Goals Made	4 by Laura Ziegler vs. UConn (11/4/25)	4 by Violet McNece vs. Morehead State (11/19/25)
3-Point Field Goals Attempted	8 (2x), MR by Tajianna Roberts vs. Colorado (11/12/25)	10 by Violet McNece vs. Morehead State (11/19/25)
3-Point FG Pct. (min. 3 made)	.750 (2x), MR by Reagan Bender vs. Morehead State (11/19/25)	1.000 (3-3) by Rusne Augustinaite at Clemson (11/16/25)
Free Throws Made	7 by Laura Ziegler at Clemson (11/16/25)	4 (2x), MR by Marie Sepp vs. Morehead State (11/19/25)
Free Throws Attempted	8 Laura Ziegler at Clemson (11/16/25)	8 by Marie Sepp vs. Morehead State (11/19/25)
Free Throw Pct. (min. 6 made)	1.000 (6-6) by Laura Ziegler vs. Colorado (11/12/25)	
Offensive Rebounds	7 by Laura Ziegler vs. UConn (11/4/25)	6 by Serah Williams vs. UConn (11/4/25)
Defensive Rebounds	11 by Laura Ziegler vs. UConn (11/4/25)	9 by Sarah Strong vs. UConn (11/4/25)
Total Rebounds	18 Laura Ziegler vs. UConn (11/4/25)	11 by Anaëlle Dutat vs Colorado (11/12/2025)
Turnovers	4 by Imari Berry at Clemson (11/16/25)	6 Taysha Rushton vs Northern Ky. (11/09/2025)
Assists	5 by Laura Ziegler vs. Northern Kentucky (11/9/25)	5 (3x), MR Marie Sepp vs Morehead St. (11/19/2025)
Blocked Shots	2 (3x), MR by Scott & Ziegler vs. Colorado (11/12/25)	2 (2x), MR Hadley Periman at Clemson (11/16/2025)
Steals	5 by Skylar Jones vs. Colorado (11/12/25)	3 (2x), MR Hannah Kohn at Clemson (11/16/2025)
Minutes Played (regulation game)	37:02 by Tajianna Roberts at Clemson (11/16/25)	38:03 by Azzi Fudd vs. UConn (11/4/25)
Minutes Played (overtime game)		



O LAURA ZIEGLER

Forward | 6-2 | Senior
Herlev, Denmark | Saint Joseph's

SEASON HIGHS		CAREER HIGHS		MISC STATS		Season	Career*
Points.....	16 vs. UConn (11/4/25)	Points.....	43 vs. Loyola Chicago (2/9/25)*	Double-Doubles.....	2	43	
Reb.....	18 vs. UConn (11/4/25)	Reb.....	18 vs. UConn (11/4/25)	10-Plus Points.....	4	78	
Asst.....	5 vs. NKU (11/9/25)	Asst.....	10 (2x), MR vs. Howard (12/20/24)*	20-Plus Points.....	0	17	
Blocks.....	2 vs. Colorado (11/12/25)	Blocks.....	7 at Rhode Island (2/1/23) *	30-Plus Points.....	0	2	
Steals.....	2 at Clemson (11/16/25)	Steals.....	3 (6x), MR last at Richmond (2/13/25)*	Team-High Points.....	3	34	
FGM.....	5 (3x), MR vs. Morehead St. (11/19/25)	FGM.....	17 vs. Loyola Chicago (2/9/25)*	10-Plus Rebounds.....	3	52	
FGA.....	15 vs. UConn (11/4/25)	FGA.....	26 (2x), vs. Richmond (3/1/25)*	Team-High Rebounds.....	4	77	
3FGM.....	4 vs. UConn (11/4/25)	3FGM.....	5 (2x), MR at UMass (1/18/25)*	10-Plus Assists.....	0	2	
3FGA.....	8 vs. UConn (11/4/25)	3FGA.....	11 at UMass (1/18/25)*	Team-High Assists.....	0	27	
FT.....	7 at Clemson (11/16/25)	FT.....	9 vs. Fordham (1/15/25)*	* at Louisville & Saint Joseph's			
FTA.....	8 at Clemson (11/16/25)	FTA.....	10 vs. Fordham (1/15/25)*				
Minutes.....	36 at Clemson (11/16/25)	Min.....	43 at Utah (11/22/24)*				
			* at Saint Joseph's				

2025-26 GAME-BY-GAME															
Opponent	Min	FG-A	3PT-A	FT-A	O-D-T	PF	AST	TO	STL	BLK	PTS	AVG			
vs. UConn*	32	5-15	4-8	2-2	7-11-18	0	2	2	1	0	16	16.0			
NKU*	31	4-9	1-2	0-0	2-9-11	1	5	1	0	0	9	12.5			
COLORADO*	34	4-12	1-6	6-6	2-4-6	2	1	0	0	2	15	13.3			
at Clemson*	36	5-11	0-0	7-8	0-10-10	2	1	2	2	0	17	14.3			
MOREHEAD*	18	5-5	1-1	2-2	2-0-2	0	1	0	0	0	13	14.0			
KENTUCKY															
EASTERN ILL.															
East Tenn. St.															
BELLARMINE															
SOUTH CAROLINA															
NEW HAMPSHIRE															
BALL STATE															
at North Carolina															
EKU															
vs. Tennessee															
SMU															
VIRGINIA TECH															
at Miami															
PITT															
at Notre Dame															
at NC State															
BOSTON COLLEGE															
at Stanford															
at Cal															
DUKE															
at Syracuse															
WAKE FOREST															
FLORIDA STATE															
VIRGINIA															
at Georgia Tech															
NOTRE DAME															

Louisville - Senior Year (2025-26)

- Was perfect for the game with 5-for-5 from the floor, 1-for-1 from three and 2-for-2 from the line to go with a team-best 13 points in the win over Morehead State
- Tallied her second double-double with team-best 17 points and 10 rebounds in road win over Clemson
- Scored 15 points and tied for the team lead with six rebounds against Colorado
- Led the team with 11 rebounds and five assists to go with nine points in win over NKU
- Recorded a double-double in her Louisville debut with 16 points and a career-best 18 rebounds against #1 UConn. It was the most rebounds in a game by a Louisville player since Myisha Hines-Allen in 2018.
- 2025-26 Naismith Trophy Women's Player of the Year Watch List
- 2025-26 Preseason All-ACC
- 2026 Lisa Leslie Award Watch List
- Completed for Denmark at the 2025 FIBA 3x3 Europe Cup in September in Copenhagen

Saint Joseph's - Honors and Awards

- 2024-25 Becky Hammon Mid-Major Player of the Year Finalist
- 2024-25 Atlantic 10 First Team All-Conference
- 2024-25 Big 5 Player of the Year
- 2024-25 USBWA National Player of the Year Watch List
- 2024-25 USBWA Ann Meyers Drysdale National Player of the Week (2x)
- 2024-25 AP Player of the Week Honorable Mention
- 2023-24 USBWA National Player of the Year Watch List
- 2023-24 First Team All-Big 5
- 2023-24 Atlantic 10 First Team All-Conference
- 2023-24 Atlantic 10 All-Defensive Team
- 2022-23 Atlantic 10 Rookie of the Year
- 2022-23 ECAC Rookie of the Year
- 2022-23 Big 5 Rookie of the Year
- 2022-23 Atlantic 10 Third Team All-Conference
- 2022-23 Second Team All-Big 5
- 2022-23 Atlantic 10 All-Rookie Team

Saint Joseph's - Junior Year (2024-25)

- Started in all 34 of her appearances on the season, second-straight season she has started in every game
- Led the Hawks with 17.5 points, 10.4 rebounds and 4.3 assists per game on the season
- She led the Atlantic-10 in rebounding and was second in the league in scoring for the season
- Third player in SJU program history to record 500+ points, 200+ rebounds and 100+ assists in a single season
- Ranked third nationally with 8.8 defensive rebounds per game
- Was 15th nationally with 10.4 rebounds per game
- Ranked fifth nationally with 20 double-doubles and second in the country with two triple doubles
- Scored a career-high 43 points against Loyola Chicago on Feb. 9
- The 43 points scored were the most by a player in Saint Joseph's program history
- Tallied a season-high 17 rebounds against La Salle on Jan. 5
- Had a season-best 10 assists twice in triple double performances against Saint Francis and Howard

Saint Joseph's - Sophomore Year (2023-24)

- Started in all 31 of her appearances on the season

Finished second on the team in scoring with 14.3 points per game, upping the average to 15.9 points during conference play

- Added 9.4 rebounds per game, recording 16 games with at least 10 rebounds
- Ranked 11th in the nation in defensive rebounds per game (7.8)
- Tallied 13 double-doubles on the season, ranked most in the Atlantic 10 and 40th in the country
- Recorded 84 assists on the season, second-most on the team
- Posted 10 games with at least four assists
- Opened the season with a 19-point, 16-rebound performance against Rider
- Recorded season-highs in scoring in each game against Duquesne, finishing with 25/11/4 and 27/12/6
- Scored 19 points and eight rebounds in the WBIT win at California

Saint Joseph's - Freshman Year (2022-23)

- Recorded 30 starts and 31 appearances in her freshman campaign
- Became the fourth Hawk to win Atlantic 10 Rookie of the Year honors
- Tallied 11.8 points and 8.7 rebounds while leading the team with 42 blocks
- Bumped her average to 13.0 points and 10.0 rebounds against A-10 foes
- Recorded eight double-doubles on the season
- Tallied 21 games with double figure scoring
- Added 25 games with at least seven rebounds, 12 with 10+
- Registered 16 points, seven rebounds, three steals and two assists in her debut
- Recorded her first double-double with 16 points and 11 rebounds at Rider
- Posted season-high 22 points against UMass and against VCU (added career-high 16 rebounds against the Rams)
- Blocked seven shots on the road at Rhode Island
- Scored 18 points in the WNIT First Round against Seton Hall

Prep and Personal

- Played for IK Eos Lund in the highest division in Sweden (Svenska Basketligan Dam) in 2021-22, averaging 12 points and seven rebounds per game
- Made a debut in the Kvindebasketligaen (highest league in Denmark) as a 16 year old with BMS Herlev
- Selected to the all-star team and was the Kvindebasketligaen Young Player of the Year in 2020-21, averaging 15 points, 11 rebounds, 3.0 assists and 1.5 blocks per game
- Helped BMS Herlev to its first championship in 20 years
- Made her senior debut with the Denmark Women's National Team when she was 18
- Selected to the national team for the 2021 and the 2023 Eurobasket qualifiers
- Played at the U18, U16 and u15 levels for Denmark, having competed in the youth national team since she was 13 years old

LAURA ZIEGLER CAREER STATISTICS																					
				Field Goals		3-Point		F-Throws		Rebounds											Scoring
SEASON	TEAM	GP-GS	MIN/AVG	FG-FGA	FG%	3FG-3FGA	3FG%	FT-FTA	FT%	OFF	DEF	TOT	AVG	PF-FO	A	TO	BLK	STL	PTS	AVG	
2022-23	SJU	31-30	1016/32.8	150-361	.416	41-128	.320	24-32	.750	58	213	271	8.7	44-0	58	55	42	27	365	11.8	
2023-24	SJU	31-31	1024/33.0	181-420	.431	48-141	.340	32-41	.780	49	242	291	9.4	42-0	84	65	27	18	442	14.3	
2024-25	SJU	34-34	1183/34.8	236-555	.425	52-165	.315	72-85	.847	56	299	355	10.4	41-0	145	88	31	25	596	17.5	
2025-26	LOU	5-5	151/30.3	23-52	.442	7-17	.412	17-18	.944	13	34	47	9.4	5-0	10	5	2	3	70	14.0	
TOTAL FOR LOU		5-5	151/30.3	23-52	.442	7-17	.412	17-18	.944	13	34	47	9.4	5-0	10	5	2	3	70	14.0	
TOTAL		101-100	3375/33.4	590-1388	.425	148-451	.328	145-176	.824	176	788	964	9.5	132-0	297	213	102	73	1473	14.6	

2 NCAA RUNNER-UPS (2009, 2013) | 4 FINAL FOURS (2009, 2013, 2018, 2022) | 8 ELITE EIGHTS | 12 SWEET 16'S | 27 NCAA TOURNAMENTS



1 REYNA SCOTT

Guard | 5-10 | Senior
New York, N.Y. | Oklahoma

SEASON HIGHS	CAREER HIGHS	MISC STATS
Points..... 13 vs. NKU (11/9/25) Reb..... 5 at Clemson (11/16/25) Asst..... 4 vs. Morehead St. (11/19/25) Blocks..... 2 vs. Colorado (11/12/25) Steals..... 2 (2x), MR vs. Morehead St. (11/19/25) FGM..... 6 vs. NKU (11/9/25) FGA..... 8 vs. NKU (11/9/25) 3FGM..... 1 (3x), MRvs. Morehead St. (11/19/25) 3FGA..... 3 vs. Morehead St. (11/19/25) FT..... 5 vs. UConn (11/4/25) FTA..... 5 vs. UConn (11/4/25) Minutes..... 24 vs. UConn (11/4/25)	Points..... 15, at Utah (11/16/22)* Reb..... 6, at Kansas (3/2/24)* Asst..... 8, at LSU (1/30/25)* Blocks..... 2 vs. Colorado (11/12/25) Steals..... 3 (5x), MR vs. Georgia (1/26/25)* FGM..... 7, vs. Arizona State (11/15/23)* FGA..... 8, vs. Arizona State (11/15/23)* 3FGM..... 2 (3x), MR vs. Georgia (3/6/25)* 3FGA..... 4, vs. Iowa (3/24/25)* FT..... 7, vs. Arizona State (11/15/23)* FTA..... 8, vs. Arizona State (11/15/23)* Min..... 26, at BYU (1/3/24)* * at Oklahoma	SeasonCareer* Double-Doubles.....00 10-Plus Points.....314 20-Plus Points.....00 30-Plus Points.....00 Team-High Points.....02 10-Plus Rebounds.....00 Team-High Rebounds.....01 10-Plus Assists.....00 Team-High Assists.....211 * at Louisville & Oklahoma

2025-26 GAME-BY-GAME														
Opponent	Min	FG-A	3PT-A	FT-A	O-D-T	PF	AST	TO	STL	BLK	PTS	AVG		
vs. UConn	24	2-4	0-0	5-5	1-3-4	0	3	2	0	0	9	9.0		
NKU	21	6-8	1-2	0-0	1-3-4	2	2	1	2	0	13	11.0		
COLORADO*	18	2-4	1-2	2-4	1-2-3	0	2	1	1	2	7	9.7		
at Clemson	23	4-6	0-2	1-1	1-4-5	1	1	1	0	0	10	9.8		
MOREHEAD*	19	3-5	1-3	4-4	0-3-3	2	4	2	2	0	11	10.0		
KENTUCKY														
EASTERN ILL.														
East Tenn. St.														
BELLARMINE														
SOUTH CAROLINA														
NEW HAMPSHIRE														
BALL STATE														
at North Carolina														
EKU														
vs. Tennessee														
SMU														
VIRGINIA TECH														
at Miami														
PITT														
at Notre Dame														
at NC State														
BOSTON COLLEGE														
at Stanford														
at Cal														
DUKE														
at Syracuse														
WAKE FOREST														
FLORIDA STATE														
VIRGINIA														
at Georgia Tech														
NOTRE DAME														

- Louisville - Senior Year (2025-26)
 - Led the team with four assists and had 10 points in the win over Morehead State
 - Scored 10 points on 4-for-6 shooting with five rebounds in road win over Clemson
 - Set a career high with two blocks to go with seven points and three rebounds against Colorado
 - Tallied 13 points on 6-for-8 shooting with four rebounds and two steals in the win over NKU
 - Scored nine points and tallied four rebounds and a team-best three assists in her Louisville debut against #1 UConn
- Oklahoma - Junior Year (2024-25)
 - Played in all 35 games with 16 starts
 - Averaged 4.8 points, 1.8 rebounds, and career-best 2.2 assists per game
 - Entered the starting lineup vs. Georgia (Jan. 26) and started the remainder of the season
 - Scored in double figures five times, all against Power Four opponents
 - Dished out five or more assists in six games, including career-high eight at LSU (Jan. 30)
 - Totaled 10 points and six assists at South Carolina (Jan. 19)
 - Added 11 points and five dimes at Tennessee (Jan. 5)
 - 6.4 assists/40 minutes ranked in the top 45 nationally
 - 6.7 assists/40 minutes in SEC play ranked fourth in the league
 - Shot 68.9% at the rim and tied career high with 61 made field goals
- Oklahoma - Sophomore Year (2023-24)
 - Played in all 33 games
 - Averaged 5.3 points, 1.9 rebounds, and 1.8 assists per game
 - Scored in double figures five times, including twice in Big 12 play
 - Posted season-high 13 points with five rebounds and three assists vs. Alabama State (Nov. 15)
 - Added Big 12-best 12 points, career-high six rebounds, and three dimes at Kansas (March 2)
 - Tallied career-high seven assists in win over Virginia (Nov. 19)
 - 2.7 steals per 40 minutes in league play ranked ninth in the Big 12
- Oklahoma - Freshman Year (2022-23)
 - Big 12 All-Academic Rookie Team selection
 - Played in 24 games, averaging 9.3 minutes per contest
 - Averaged 3.0 points, 1.0 rebounds, and 1.2 assists per game
 - Shot 44.1% from the floor and 41.7% from 3-point range
 - First OU freshman guard to shoot 44% with over 50 FGA since Taylor Robertson in 2019
 - Scored season-high 15 points at Utah on 6-of-9 (.667) shooting
 - Posted season-highs in assists (5) and rebounds (4) in a win over Oral Roberts
- Prep and Personal
 - Tabbed as the No. 179 recruit in the nation by ASGR
 - 2019 Adidas All-American
 - 2022 McDonald's All-American nominee
 - First-team All-Catholic High School Athletic Association selection for Nazareth High School in Brooklyn
 - Member of the SLAAM Basketball Top 20 List in 2021
 - As a senior at Nazareth, averaged 21.1 points, 7.3 rebounds, 5.9 assists, and 3.7 steals per game
 - In prep career, averaged 18.5 points, 7.8 rebounds, 3.8 assists, and 3.0 steals per contest
 - Only player in school history to finish career with 1,000 points, 500 rebounds, 250 assists, and 200 steals

REYNA SCOTT CAREER STATISTICS																			
				Field Goals		3-Point		F-Throws		Rebounds				Scoring					
SEASON	TEAM	GP-GS	MIN/AVG	FG-FGA	FG%	3FG-3FGA	3FG%	FT-FTA	FT%	OFF	DEF	TOT	AVG	PF-FO	A	TO	BLK	STL	PTS
2022-23	OK	24-0	224/9.3	26-59	.441	5-12	.417	14-21	.667	5	19	24	1.0	20-0	29	43	4	11	71
2023-24	OK	33-0	446/13.5	61-153	.399	7-27	.259	45-67	.672	13	51	64	1.9	38-0	60	77	7	30	174
2024-25	OK	35-16	484/13.8	62-142	.437	13-48	.271	32-46	.696	12	52	64	1.8	50-0	78	61	3	29	169
2025-26	LOU	5-2	105/21.1	17-27	.630	3-7	.429	13-15	.867	4	15	19	3.8	5-0	12	7	2	5	50
TOTAL FOR LOU		5-2	105/21.1	17-27	.630	3-7	.429	13-15	.867	4	15	19	3.8	5-0	12	7	2	5	50
TOTAL		97-18	1259/13.0	166-381	.436	28-94	.298	104-149	.698	34	137	171	1.8	113-0	179	188	16	75	464



2 IMARI BERRY

Guard | 5-10 | Sophomore
Clarksville, Tenn. | Clarksville

SEASON HIGHS		CAREER HIGHS		MISC STATS	
Points.....	13 (2x), MR vs. Morehead St. (11/19/25)	Points.....	21 vs. Morehead State (11/21/24)	Season	Career
Reb.....	5 (3x), MR vs. Morehead St. (11/19/25)	Reb.....	9 at UT Martin (11/12/24)	Double-Doubles.....	0 0
Asst.....	4 vs. Morehead St. (11/19/25)	Asst.....	4 (3x), MR vs. Morehead St. (11/19/25)	10-Plus Points.....	2 9
Blocks.....		Blocks.....	1 (5x), MR vs. NC State (12/15/24)	20-Plus Points.....	0 1
Steals.....	2 (3x), MR at Clemson (11/16/25)	Steals.....	2 (6x), MR vs. Morehead St. (11/19/25)	30-Plus Points.....	0 0
FGM.....	6 vs. UConn (11/4/25)	FGM.....	8 vs. Morehead State (11/21/24)	Team-High Points.....	1 5
FGA.....	12 vs. UConn (11/4/25)	FGA.....	12 (2x), MR vs. UConn (11/4/25)	10-Plus Rebounds.....	0 0
3FGM.....	2 vs. Morehead St. (11/19/25)	3FGM.....	5 vs. Morehead State (11/21/24)	Team-High Rebounds.....	0 2
3FGA.....	6 vs. Colorado (11/12/25)	3FGA.....	8 vs. Morehead State (11/21/24)	10-Plus Assists.....	0 0
FT.....	1 (3x), MR vs. Morehead St. (11/19/25)	FT.....	4 vs. Cal (2/6/25)	Team-High Assists.....	1 1
FTA.....	2 vs. Colorado (11/12/25)	FTA.....	6 vs. Cal (2/6/25)		
Minutes.....	32 at Clemson (11/16/25)	Minutes.....	32 at Clemson (11/16/25)		

2025-26 GAME-BY-GAME																	
Opponent	Min	FG-A	3PT-A	FT-A	O-D-T	PF	AST	TO	STL	BLK	PTS	AVG					
vs. UConn*	25	6-12	1-5	0-1	0-1-1	1	1	2	0	0	13	13.0					
NKU*	24	4-11	1-4	0-0	3-2-5	4	3	3	2	0	9	11.0					
COLORADO	21	1-8	1-6	1-2	1-3-4	2	0	2	2	0	4	8.7					
at Clemson	32	4-6	0-2	1-1	2-3-5	3	2	4	2	0	9	8.8					
MOREHEAD	23	5-7	2-3	1-1	0-5-5	2	4	1	1	0	13	9.6					
KENTUCKY																	
EASTERN ILL.																	
East Tenn. St.																	
BELLARMINE																	
SOUTH CAROLINA																	
NEW HAMPSHIRE																	
BALL STATE																	
at North Carolina																	
EKU																	
vs. Tennessee																	
SMU																	
VIRGINIA TECH																	
at Miami																	
PITT																	
at Notre Dame																	
at NC State																	
BOSTON COLLEGE																	
at Stanford																	
at Cal																	
DUKE																	
at Syracuse																	
WAKE FOREST																	
FLORIDA STATE																	
VIRGINIA																	
at Georgia Tech																	
NOTRE DAME																	

Sophomore Year (2025-26)

- Tied career bests with four assists and two steals to go with a team-best 13 points in the win over Morehead State
- Scored nine points and had five rebounds in the road win over Clemson
- Recorded nine points, five rebounds, three assists and two steals in win over NKU
- Scored 13 points in the season opener against #1 UConn

Freshman Year (2024-25)

- Played in 32 games and made two starts in her freshman season and averaged 12.1 minutes per game
- Averaged 4.9 points per game, 2.3 rebounds per game and 0.9 assists per game
- Scored eight points and was 2-for-4 from three against No. 2 TCU
- Tallied 11 points on 5-for-9 shooting to go with seven rebounds and tied a season high with four assists in the road win over #23/#21 Florida State
- Scored 14 points on 4-for-5 shooting and 2-for-3 from behind the arc in just 10 minutes in the win over #21 Cal
- Had a team-best 10 points and hit three three-pointers against #2 UConn
- Scored eight points and was 3-for-10 shooting and was 3-for-6 from behind the arc in the win over USF
- Had a team-high 21 points, shot 8-for-12 from the floor 5-for-8 from three, to go with four assists in the win over Morehead State
- The five three pointers were the most by a Louisville freshman since the 2020-21 season
- Had a team-high 14 points and was 4-for-5 from three on the road against #20 Kentucky. She scored 12-straight points for the Cards between the third and fourth quarter.
- Led the team with nine rebounds and scored 10 points in the win over UT Martin
- Led the team with eight rebounds in the win over USI
- Made her collegiate debut against #5/#6 UCLA
- 2024 ACC Newcomer Watch List

Prep and Personal

- 2024 McDonald's All-American
- 2024 Tennessee Girls Basketball Gatorade Player of the Year
- 2024 Tennessee Class 4A Ms. Basketball
- She was the first player from Clarksville High School to be named Ms. Basketball in the state of Tennessee
- She was a finalist for Ms. Basketball in her sophomore and junior seasons (2022, 2023)
- In her senior season, she led Clarksville to an undefeated regular season and second-straight trip to the state tournament
- 2023 Leaf-Chronicle Girls Basketball Player of the Year
- Five-star prospect, No. 19 ranked recruit and the highest-ranked player from the state of Tennessee by espnW HoopGurlz
- Chose the Cardinals over Kentucky and North Carolina

IMARI BERRY CAREER STATISTICS																				
				Field Goals		3-Point		F-Throws		Rebounds									Scoring	
SEASON	TEAM	GP-GS	MIN/AVG	FG-FGA	FG%	3FG-3FGA	3FG%	FT-FTA	FT%	OFF	DEF	TOT	AVG	PF-FO	A	TO	BLK	STL	PTS	AVG
2024-25	LOU	32-2	388/12.1	59-155	.381	30-82	.366	9-17	.529	16	58	74	2.3	41-0	28	22	5	17	157	4.9
2025-26	LOU	5-2	125/25.0	20-44	.455	5-20	.250	3-5	.600	6	14	20	4.0	12-0	10	12	0	7	48	9.6
TOTAL		37-4	514/13.9	79-199	.397	35-102	.343	12-22	.545	22	72	94	2.5	53-0	38	34	5	24	205	5.5



4 MACKENLY RANDOLPH

Forward | 6-0 | Sophomore
Los Angeles, Calif. | Sierra Canyon

SEASON HIGHS		CAREER HIGHS		MISC STATS		Season	Career
Points.....	10 vs. NKU (11/9/25)	Points.....	13 vs. Duke (3/7/25)	Double-Doubles.....	0	0	
Reb.....	6 (2x), MR vs. Colorado (11/12/25)	Reb.....	10 vs. Notre Dame (2/2/25)	10-Plus Points.....	1	3	
Asst.....	2 vs. UConn (11/4/25)	Asst.....	4 at Memphis (12/21/24)	20-Plus Points.....	0	0	
Blocks.....	1 vs. Colorado (11/12/25)	Blocks.....	1 (5x), MR vs. Colorado (11/12/25)	30-Plus Points.....	0	0	
Steals.....	1 (2x), MR vs. Morehead St. (11/19/25)	Steals.....	2 (2x), MR at SMU (1/30/25)	Team-High Points.....	0	1	
FGM.....	3 (2x), MR at Clemson (11/16/25)	FGM.....	5 vs. Duke (3/7/25)	10-Plus Rebounds.....	0	1	
FGA.....	7 vs. Colorado (11/12/25)	FGA.....	9 vs. Notre Dame (2/2/25)	Team-High Rebounds.....	1	2	
3FGM.....	1 (2x), MR at Clemson (11/16/25)	3FGM.....	1 (4x), MR vs. NKU (11/9/25)	10-Plus Assists.....	0	0	
3FGA.....	2 vs. NKU (11/9/25)	3FGA.....	4 vs. UCLA (11/4/24)	Team-High Assists.....	0	0	
FT.....	5 vs. NKU (11/9/25)	FT.....	5 (2x), MR vs. NKU (11/9/25)				
FTA.....	6 vs. NKU (11/9/25)	FTA.....	6 (2x), MR vs. NKU (11/9/25)				
Minutes.....	31 at Clemson (11/16/25)	Minutes.....	35 vs. Duke (3/7/25)				

2025-26 GAME-BY-GAME															
Opponent	Min	FG-A	3PT-A	FT-A	O-D-T	PF	AST	TO	STL	BLK	PTS	AVG			
vs. UConn*	23	1-5	0-0	0-0	4-1-5	1	2	0	1	0	2	2.0			
NKU*	21	2-3	1-2	5-6	3-3-6	2	1	0	0	0	10	6.0			
COLORADO*	30	3-7	0-0	0-1	3-3-6	2	1	1	0	1	6	6.0			
at Clemson*	31	3-6	1-1	2-2	0-5-5	1	1	1	0	0	9	6.8			
MOREHEAD*	7	2-2	0-0	0-0	0-1-1	2	1	2	1	0	4	6.2			
KENTUCKY															
EASTERN ILL.															
East Tenn. St.															
BELLARMINE															
SOUTH CAROLINA															
NEW HAMPSHIRE															
BALL STATE															
at North Carolina															
EKU															
vs. Tennessee															
SMU															
VIRGINIA TECH															
at Miami															
PITT															
at Notre Dame															
at NC State															
BOSTON COLLEGE															
at Stanford															
at Cal															
DUKE															
at Syracuse															
WAKE FOREST															
FLORIDA STATE															
VIRGINIA															
at Georgia Tech															
NOTRE DAME															

Sophomore Year (2025-26)

- Scored nine points and brought in five rebounds in win over Clemson
- Tied for the team high in rebounds with six against Colorado
- Scored 10 points and brought in six rebounds in the win over NKU

Freshman Year (2024-25)

- Played in 32 games and made 9 starts in her freshman season while averaging 13.2 minutes per game
- Averaged 3.6 points per game, 2.1 rebounds per game and 0.9 assists per game with a .479 field goal percentage
- Led the team with a career-best 13 points on 5-for-7 shooting and played a career high 35 minutes against #11 Duke in ACC Tournament
- Scored a career best 11 points in the win over Clemson in the ACC Tournament
- Set a career high with a team-best 10 rebounds and scored eight points against #3 Notre Dame
- Scored a season-best nine points on 4-for-5 shooting and had four assists against Memphis
- Tied a season high with four rebounds against #2 UConn
- Scored eight points and had a block on the road against #20 Kentucky
- Earned a start in her first collegiate appearance against #5/#6 UCLA

Prep and Personal

- 2024 Third Team Naismith Trophy All-American
- 2024 McDonald's All-American
- Played in the 2024 Jordan Brand Classic with Arenas and Roberts
- Played with the USA Basketball Women's U17 National Team and won the gold medal at the U17 FIBA World Cup
- Competed with USA Basketball at the 2024 Women's Nike Hoop Summit
- Five-star prospect ranked No. 23 by espnW HoopGurlz
- She chose the Cardinals over Notre Dame and Michigan State
- While playing for Sierra Canyon, Randolph won a CIF Open Division championship, a CIF State Open Division championship, an ESPN national championship and four league championships
- She holds the program record for points all-time lead in points and rebounds
- During her junior season at Sierra Canyon, the team was ranked No. 1 in the country
- Daughter of former NBA All-Star Zach Randolph

MACKENLY RANDOLPH CAREER STATISTICS																				
				Field Goals		3-Point		F-Throws		Rebounds									Scoring	
SEASON	TEAM	GP-GS	MIN/AVG	FG-FGA	FG%	3FG-3FGA	3FG%	FT-FTA	FT%	OFF	DEF	TOT	AVG	PF-FO	A	TO	BLK	STL	PTS	AVG
2024-25	LOU	32-9	421/13.2	46-96	.479	3-19	.158	20-30	.667	36	32	68	2.1	45-0	28	37	4	16	115	3.6
2025-26	LOU	5-5	112/22.3	11-23	.478	2-3	.667	7-9	.778	10	13	23	4.6	8-0	6	4	1	2	31	6.2
TOTAL		37-14	533/14.4	57-119	.479	5-22	.227	27-39	.692	46	45	91	2.5	53-0	34	41	5	18	146	3.9



5 REBEKAH GRAVES


Guard | 5-6 | Redshirt Freshman
Keller, Texas | Keller

SEASON HIGHS		MISC STATS		Season	Career
Points.....	3 vs. NKU (11/9/25)	Double-Doubles.....	0	0	
Reb.....	2 vs. Morehead St. (11/19/25)	10-Plus Points.....	0	0	
Asst.....	1 vs. Morehead St. (11/19/25)	20-Plus Points.....	0	0	
Blocks.....		30-Plus Points.....	0	0	
Steals.....	1 vs. Morehead St. (11/19/25)	Team-High Points.....	0	0	
FGM.....	1 (2x), MR vs. Morehead St. (11/19/25)	10-Plus Rebounds.....	0	0	
FGA.....	6 vs. Morehead St. (11/19/25)	Team-High Rebounds.....	0	0	
3FGM.....	1 vs. NKU (11/9/25)	10-Plus Assists.....	0	0	
3FGA.....	4 vs. Morehead St. (11/19/25)	Team-High Assists.....	0	0	
FT.....					
FTA.....					
Minutes.....	13 vs. Morehead St. (11/19/25)				

2025-26 GAME-BY-GAME																
Opponent	Min	FG-A	3PT-A	FT-A	O-D-T	PF	AST	TO	STL	BLK	PTS	AVG				
vs. UConn													--DNP--			
NKU	2	1-1	1-1	0-0	0-0-0	0	0	0	0	3	3.0					
COLORADO													--DNP--			
at Clemson													--DNP--			
MOREHEAD	13	1-6	0-4	0-0	0-2-2	0	1	0	1	0	2	2.5				
KENTUCKY																
EASTERN ILL.																
East Tenn. St.																
BELLARMINE																
SOUTH CAROLINA																
NEW HAMPSHIRE																
BALL STATE																
at North Carolina																
EKU																
vs. Tennessee																
SMU																
VIRGINIA TECH																
at Miami																
PITT																
at Notre Dame																
at NC State																
BOSTON COLLEGE																
at Stanford																
at Cal																
DUKE																
at Syracuse																
WAKE FOREST																
FLORIDA STATE																
VIRGINIA																
at Georgia Tech																
NOTRE DAME																

- Redshirt Freshman Year (2025-26)
- Made her collegiate debut against NKU and recorded her first collegiate points
- Freshman Year (2024-25)
- Missed the season due to injury
- Prep and Personal
- Played at Keller High School in Texas
 - 2024 4-6A Defensive Player of the Year
 - 2024 Academic All-State Team
 - Daughter of John and Nicole, has two brothers, Joseph and John and a sister, Sarah
 - Sarah plays basketball at Texas

REBEKAH GRAVES CAREER STATISTICS																				
				Field Goals		3-Point		F-Throws		Rebounds									Scoring	
SEASON	TEAM	GP-GS	MIN/AVG	FG-FGA	FG%	3FG-3FGA	3FG%	FT-FTA	FT%	OFF	DEF	TOT	AVG	PF-FO	A	TO	BLK	STL	PTS	AVG
2025-26	LOU	2-0	15/7.3	2-7	.286	1-5	.200	0-0	.000	0	2	2	1.0	0-0	1	0	0	1	5	2.5
TOTAL		2-0	15/7.3	2-7	.286	1-5	.200	0-0	.000	0	2	2	1.0	0-0	1	0	0	1	5	2.5



9 ANAYA HARDY

Forward | 6-3 | Sophomore
Detroit, Mich. | Renaissance

SEASON HIGHS

Points..... 12 vs. Morehead St. (11/19/25)
Reb..... 13 vs. Morehead St. (11/19/25)
Asst..... 1 vs. Morehead St. (11/19/25)
Blocks.....
Steals..... 1 vs. NKU (11/9/25)
FGM..... 5 vs. Morehead St. (11/19/25)
FGA..... 6 vs. Morehead St. (11/19/25)
3FGM.....
3FGA.....
FT..... 2 vs. Morehead St. (11/19/25)
FTA..... 4 vs. Morehead St. (11/19/25)
Minutes..... 21 vs. Morehead St. (11/19/25)

CAREER HIGHS

Points..... 12 vs. Morehead St. (11/19/25)
Reb..... 13 vs. Morehead St. (11/19/25)
Asst..... 1 vs. Morehead St. (11/19/25)
Blocks..... 1 at Notre Dame (3/2/25)
Steals..... 1 vs. NKU (11/9/25)
FGM..... 5 vs. Morehead St. (11/19/25)
FGA..... 6 vs. Morehead St. (11/19/25)
3FGM.....
3FGA.....
FT..... 2 vs. Morehead St. (11/19/25)
FTA..... 4 vs. Morehead St. (11/19/25)
Minutes..... 21 vs. Morehead St. (11/19/25)

MISC STATS

	Season	Career
Double-Doubles.....	1	1
10-Plus Points.....	1	1
20-Plus Points.....	0	0
30-Plus Points.....	0	0
Team-High Points.....	0	0
10-Plus Rebounds.....	1	1
Team-High Rebounds.....	1	1
10-Plus Assists.....	0	0
Team-High Assists.....	0	0

2025-26 GAME-BY-GAME																
Opponent	Min	FG-A	3PT-A	FT-A	O-D-T	PF	AST	TO	STL	BLK	PTS	AVG				
vs. UConn													--DNP--			
NKU	4	0-0	0-0	0-0	0-1-1	0	0	0	1	0	0	0.0				
COLORADO													--DNP--			
at Clemson	1	1-1	0-0	0-0	0-0-0	0	0	0	0	0	2	1.0				
MOREHEAD	21	5-6	0-0	2-4	6-7-13	3	1	1	0	0	12	4.7				
KENTUCKY																
EASTERN ILL.																
East Tenn. St.																
BELLARMINE																
SOUTH CAROLINA																
NEW HAMPSHIRE																
BALL STATE																
at North Carolina																
EKU																
vs. Tennessee																
SMU																
VIRGINIA TECH																
at Miami																
PITT																
at Notre Dame																
at NC State																
BOSTON COLLEGE																
at Stanford																
at Cal																
DUKE																
at Syracuse																
WAKE FOREST																
FLORIDA STATE																
VIRGINIA																
at Georgia Tech																
NOTRE DAME																

Sophomore Year (2025-26)

- Had the best game of her career with 12 points and 13 rebounds for her first career double-double in the win over Morehead State

Freshman Year (2024-25)

- Played in 26 games and averaged 0.9 points and 0.7 rebounds per game in her freshman season
- Hauled in three rebounds in the win over Clemson
- Made her collegiate debut against USI

Prep and Personal

- 2024 AP First Team All-State
- 2024 MLive's Metro Detroit Dream Team
- 2024 Detroit Free Press First Team All-Area
- Scored 28 points and hauled in 12 rebounds in the Detroit Public School Championship Game, the third-straight PSL championship for Renaissance
- She averaged 13 points, 10 rebounds and four blocks per game in her senior season
- Tallied a triple-double (20 points, 17 rebounds, 11 blocks) in a win over Macomb Dakota
- Led Renaissance to a 24-2 record and a trip to the state semifinals in her junior season

ANAYA HARDY CAREER STATISTICS																				
				Field Goals		3-Point		F-Throws		Rebounds									Scoring	
SEASON	TEAM	GP-GS	MIN/AVG	FG-FGA	FG%	3FG-3FGA	3FG%	FT-FTA	FT%	OFF	DEF	TOT	AVG	PF-FO	A	TO	BLK	STL	PTS	AVG
2024-25	LOU	11-0	26/2.4	4-8	.500	0-0	.000	2-10	.200	3	5	8	0.7	1-0	0	1	1	0	10	0.9
2025-26	LOU	3-0	25/8.3	6-7	.857	0-0	.000	2-4	.500	6	8	14	4.7	3-0	1	1	0	1	14	4.7
TOTAL		14-0	51/3.7	10-15	.667	0-0	.000	4-14	.286	9	13	22	1.6	4-0	1	2	1	1	24	1.7

2 NCAA RUNNER-UPS (2009, 2013) | 4 FINAL FOURS (2009, 2013, 2018, 2022) | 8 ELITE EIGHTS | 12 SWEET 16'S | 27 NCAA TOURNAMENTS



11 ELIF ISTANBULLUOGLU

Forward | 6-3 | Junior
Istanbul, Türkiye | Fenerbahçe S.K.

SEASON HIGHS	CAREER HIGHS	MISC STATS
Points..... 11 vs. Morehead St. (11/19/25)	Points..... 11 (2x), MR vs. Morehead St. (11/19/25)	Double-Doubles..... 0
Reb..... 7 vs. NKU (11/9/25)	Reb..... 12 vs. Bellarmine (11/16/23)	10-Plus Points..... 1
Asst..... 3 vs. Colorado (11/12/25)	Asst..... 4 vs. Morehead State (11/21/24)	20-Plus Points..... 0
Blocks..... 1 vs. Colorado (11/12/25)	Blocks..... 1 (7x), MR vs. Colorado (11/12/25)	30-Plus Points..... 0
Steals..... 1 (2x), MR at Clemson (11/16/25)	Steals..... 2 at Colorado (11/30/24)	Team-High Points..... 0
FGM..... 4 vs. Morehead St. (11/19/25)	FGM..... 5 vs. Boston College (1/25/24)	10-Plus Rebounds..... 0
FGA..... 9 vs. UConn (11/4/25)	FGA..... 9 vs. UConn (11/4/25)	Team-High Rebounds..... 0
3FGM..... 2 vs. Morehead St. (11/19/25)	3FGM..... 2 vs. Morehead St. (11/19/25)	10-Plus Assists..... 0
3FGA..... 4 vs. Morehead St. (11/19/25)	3FGA..... 5 vs. NC A&T (12/3/23)	Team-High Assists..... 1
FT..... 3 (2x), MR vs. NKU (11/9/25)	FT..... 4 vs. DePaul (11/12/23)	
FTA..... 4 vs. NKU (11/9/25)	FTA..... 4 (5x), MR vs. NKU (11/9/25)	
Minutes..... 30 vs. UConn (11/4/25)	Minutes..... 30 vs. UConn (11/4/25)	

2025-26 GAME-BY-GAME																		
Opponent	Min	FG-A	3PT-A	FT-A	O-D-T	PF	AST	TO	STL	BLK	PTS	AVG						
vs. UConn*	30	2-9	0-2	3-3	0-4-4	4	0	3	0	0	7	7.0						
NKU*	23	3-5	0-1	3-4	2-5-7	3	2	1	0	0	9	8.0						
COLORADO*	17	1-3	1-3	1-2	0-1-1	4	3	0	1	1	4	6.7						
at Clemson*	29	3-8	0-1	0-0	3-2-5	2	1	1	1	0	6	6.5						
MOREHEAD*	20	4-6	2-4	1-2	0-4-4	1	1	0	0	0	11	7.4						
KENTUCKY																		
EASTERN ILL.																		
East Tenn. St.																		
BELLARMINE																		
SOUTH CAROLINA																		
NEW HAMPSHIRE																		
BALL STATE																		
at North Carolina																		
EKU																		
vs. Tennessee																		
SMU																		
VIRGINIA TECH																		
at Miami																		
PITT																		
at Notre Dame																		
at NC State																		
BOSTON COLLEGE																		
at Stanford																		
at Cal																		
DUKE																		
at Syracuse																		
WAKE FOREST																		
FLORIDA STATE																		
VIRGINIA																		
at Georgia Tech																		
NOTRE DAME																		

- Junior Year (2025-26)**
 - Tied a career high with 11 points against Morehead State
 - Tallied six points and five rebounds in win over Clemson
 - Scored nine points and had seven rebounds in the win over NKU
- Summer (2025)**
 - Made the Türkiye Senior National Team that competed at the 2025 FIBA EuroBasket in Greece
 - Coach Walz was an assistant on the team and Türkiye finished seventh
 - She also competed with Türkiye at the 2025 FIBA U20 EuroBasket in Portugal and they finished seventh overall
 - Elif lead the squad with 17.9 points and 11.1 rebounds per game while shooting .440 percent from the floor
 - She was one of 10 'Players who lit up FIBA U20 Women's EuroBasket 2025' by FIBA following the tournament
- Sophomore Year (2024-25)**
 - Played in all 33 games and averaged 13.0 minutes per game in her sophomore season
 - Averaged 3.0 points per game and 2.0 rebounds per game with a .442 field goal percentage
 - Scored four points and tallied four rebounds in the NCAA first round win over No. 10 Nebraska
 - Set a season high with nine points in the win over Syracuse
 - Tied a season high with six points against Memphis
 - Set a career high with four assists to go with six points and five rebounds against Morehead State
- Summer (2024)**
 - Played with Türkiye at the U20 FIBA EuroBasket in Lithuania and Coach Walz was an assistant on the staff.
 - She averaged 16.3 points, 6.6 rebounds and shot .447 percent from the floor as Türkiye finished seventh.
 - She was named a 'Player Who Impressed' by FIBA following the tournament.
- Freshman Year (2023-24)**
 - Played in all 34 games and made two starts in her first season with the Cardinals.
 - Scored seven points and hit one three-pointer in her first career NCAA Tournament game against Middle Tennessee.
 - Earned her first career start in the road win over Georgia Tech.
 - Tallied a career high 11 points on 5-for-8 shooting with four rebounds against Boston College.
 - Scored nine points, was 4-for-5 from the floor and 1-for-1 from behind the arc with four rebounds in the win over Wake.
 - Tallied her first double-double in just her third collegiate game with 10 points and 12 rebounds in the win over Bellarmine. She was the first freshman to record a double-double since 2021.
 - Made her collegiate debut against Cincinnati on Nov. 6 and tallied seven points, three rebounds, one block and one steal.
- Prep**
 - Played with Turkey at the 2023 FIBA U18 and U20 Championships this summer
 - At the U18 Championships, she helped Turkey reach the quarterfinals and finished eighth
 - She averaged 11.0 points and 10.7 rebounds per game, which was second on the team in scoring and she led the team in rebounds
 - At the U20 Championships, Turkey finished eighth and she averaged double figures with 10.7 points per game during the tournament
 - She played in the most recent FIBA EuroLeague season with Fenerbahçe S.K.
 - Fenerbahçe S.K. won the EuroLeague for the first time in team history

Elif Istanbuluoğlu Career Statistics																					
				Field Goals		3-Point		F-Throws		Rebounds										Scoring	
Season	Team	GP-GS	Min/Avg	FG-FGA	FG%	3FG-3FGA	3FG%	FT-FTA	FT%	Off	Def	TOT	Avg	PF-FO	A	TO	BLK	STL	PTS	Avg	
2023-24	LOU	34-2	431/12.7	34-91	.374	6-27	.222	16-24	.667	27	49	76	2.2	33-0	13	29	6	5	90	2.6	
2024-25	LOU	33-0	430/13.0	42-95	.442	3-24	.125	11-21	.524	25	40	65	2.0	40-0	15	30	0	9	98	3.0	
2025-26	LOU	5-5	119/23.8	13-31	.419	3-11	.273	8-11	.727	5	16	21	4.2	14-0	7	5	1	2	37	7.4	
TOTAL		72-7	980/13.6	89-217	.410	12-62	.194	35-56	.625	57	105	162	2.3	87-0	35	64	7	16	225	3.1	



12 YEVHENIIA PUTRA

Forward | 6-3 | Freshman
Kyiv, Ukraine | Universal School

SEASON HIGHS		Season	Career
Points	2 vs. NKU (11/9/25)	0	0
Reb	6 vs. Colorado (11/12/25)	0	0
Asst	1 vs. NKU (11/9/25)	0	0
Blocks	2 vs. NKU (11/9/25)	0	0
Steals	2 vs. Colorado (11/12/25)	0	0
FGM	1 vs. NKU (11/9/25)	0	0
FGA	2 vs. NKU (11/9/25)	1	1
3FGM		0	0
3FGA		0	0
FT	1 vs. Colorado (11/12/25)		
FTA	2 vs. Colorado (11/12/25)		
Minutes	12 vs. Colorado (11/12/25)		

MISC STATS		Season	Career
Double-Doubles		0	0
10-Plus Points		0	0
20-Plus Points		0	0
30-Plus Points		0	0
Team-High Points		0	0
10-Plus Rebounds		0	0
Team-High Rebounds		1	1
10-Plus Assists		0	0
Team-High Assists		0	0

2025-26 GAME-BY-GAME															
Opponent	Min	FG-A	3PT-A	FT-A	O-D-T	PF	AST	TO	STL	BLK	PTS	AVG			
vs. UConn	7	0-0	0-0	0-0	0-3-3	2	0	2	0	1	0	0.0			
NKU	10	1-2	0-0	0-0	0-1-1	0	1	1	0	2	2	1.0			
COLORADO	12	0-0	0-0	1-2	1-5-6	2	0	1	2	1	1	1.0			
at Clemson													--DNP--		
MOREHEAD													--DNP--		
KENTUCKY															
EASTERN ILL.															
East Tenn. St.															
BELLARMINE															
SOUTH CAROLINA															
NEW HAMPSHIRE															
BALL STATE															
at North Carolina															
EKU															
vs. Tennessee															
SMU															
VIRGINIA TECH															
at Miami															
PITT															
at Notre Dame															
at NC State															
BOSTON COLLEGE															
at Stanford															
at Cal															
DUKE															
at Syracuse															
WAKE FOREST															
FLORIDA STATE															
VIRGINIA															
at Georgia Tech															
NOTRE DAME															

Freshman Year (2025-26)

- Missed the Clemson game to compete with Ukrainian National Team to qualify for the upcoming European Championships
- Tied for the team lead with a season-best six rebounds against Colorado
- Scored her first career points in the win over NKU
- Made her collegiate debut in the opener against #1 UConn

Prep and Personal

- Played for the Ukrainian Senior National Team at the 2025 FIBA Women's EuroBasket Qualifiers
- Played in all six games at the EuroBasket Qualifiers and her best performance came against Portugal where she scored 13 points and had three rebounds
- Helped Ukraine finish sixth in the 2024 U20 Women's Eurobasket Division B in Bulgaria
- During the 2024 U20 Women's Eurobasket, Putra averaged 8.5 points, 6.2 rebounds, 1.7 steals, and 1.5 assists a game
- Averaged 14.5 points and 9.2 rebounds per game during the 2023 FIBA U20 Women's European Championship Division B in Romania
- Played club basketball most recently for MBK Ruzomberok, a women's club team in Slovakia
- She has also played club with the Caledonia Gladiators in the Women's British Basketball League
- Her first club action in the professional ranks came with Cluj Napoca in Romania's Liga Nationala

YEVHENIIA PUTRA CAREER STATISTICS																				
				Field Goals		3-Point		F-Throws		Rebounds								Scoring		
SEASON	TEAM	GP-GS	MIN/AVG	FG-FGA	FG%	3FG-3FGA	3FG%	FT-FTA	FT%	OFF	DEF	TOT	AVG	PF-FO	A	TO	BLK	STL	PTS	AVG
2025-26	LOU	3-0	29/9.6	1-2	.500	0-0	.000	1-2	.500	1	9	10	3.3	4-0	1	4	4	2	3	1.0
TOTAL		3-0	29/9.6	1-2	.500	0-0	.000	1-2	.500	1	9	10	3.3	4-0	1	4	4	2	3	1.0



13 ISLA JUFFERMANS

Forward | 6-4 | Sophomore
Coffs Harbour, Australia | Centre of Excellence Australia

SEASON HIGHS		CAREER HIGHS		MISC STATS		Season	Career
Points.....		Points.....	11 vs. Morehead State (11/21/24)	Double-Doubles.....	0	0	
Reb.....		Reb.....	4 (4x), MR vs. Clemson (2/27/25)	10-Plus Points.....	0	1	
Asst.....		Asst.....	1 (5x), MR at Notre Dame (3/2/25)	20-Plus Points.....	0	0	
Blocks.....		Blocks.....	3 vs. UT Martin (11/12/24)	30-Plus Points.....	0	0	
Steals.....		Steals.....	1 vs. Grambling State (12/12/24)	Team-High Points.....	0	0	
FGM.....		FGM.....	4 vs. Morehead State (11/21/24)	10-Plus Rebounds.....	0	0	
FGA.....		FGA.....	7 vs. UCLA (11/4/24)	Team-High Rebounds.....	0	0	
3FGM.....		3FGM.....		10-Plus Assists.....	0	0	
3FGA.....		3FGA.....		Team-High Assists.....	0	0	
FT.....		FT.....	3 vs. Morehead State (11/21/24)				
FTA.....		FTA.....	4 (2x), MR vs. Grambling State (12/12/24)				
Minutes.....		Minutes.....	18 vs. Morehead State (11/21/24)				

2025-26 GAME-BY-GAME												
Opponent	Min	FG-A	3PT-A	FT-A	O-D-T	PF	AST	TO	STL	BLK	PTS	AVG
vs. UConn												
NKU												
COLORADO												
at Clemson												
MOREHEAD												
KENTUCKY												
EASTERN ILL.												
East Tenn. St.												
BELLARMINE												
SOUTH CAROLINA												
NEW HAMPSHIRE												
BALL STATE												
at North Carolina												
EKU												
vs. Tennessee												
SMU												
VIRGINIA TECH												
at Miami												
PITT												
at Notre Dame												
at NC State												
BOSTON COLLEGE												
at Stanford												
at Cal												
DUKE												
at Syracuse												
WAKE FOREST												
FLORIDA STATE												
VIRGINIA												
at Georgia Tech												
NOTRE DAME												

- Freshman Year (2024-25)
- Played in 24 games and averaged 6.9 minutes per game in her freshman season
 - Averaged 2.3 points per game and 1.7 rebounds per game
 - Had four points and tied a season high with four rebounds in the win over Clemson
 - Tied a season high with four rebounds to go with five points against Grambling State
 - Scored a season-best 11 points on 4-for-6 shooting with four rebounds against Morehead State
 - Tallied three blocks and four rebounds in the road win over UT Martin
 - Made her first collegiate debut against #5/#6 UCLA
- Prep and Personal
- Named MVP of the 2022 FIBA Under 18 Women's Asian Championship
 - Also named MVP at the U20 Nationals and won the gold medal
 - 2023 New South Wales Champion and MVP
 - Won Defensive Player of the Year at the U20 Australian Championship
 - At the FIBA U19 World Cup, she averaged 10.3 points and 7.1 rebounds a game
 - At the U18 Asian Championships she averaged 17 points and 11 rebounds a game
 - This most recent season in 2024, she played 16 games with the NBL One Australian League and averaged 18 points and 11 rebounds
 - Played 24 games for the NBL One League in 2023 and averaged 16.6 points, 9.5 rebounds and shot 59.4 percent from the field
 - In 2022, played 13 games in the NBL One League

ISLA JUFFERMANS CAREER STATISTICS																				
				Field Goals		3-Point		F-Throws		Rebounds									Scoring	
SEASON	TEAM	GP-GS	MIN/AVG	FG-FGA	FG%	3FG-3FGA	3FG%	FT-FTA	FT%	OFF	DEF	TOT	AVG	PF-FO	A	TO	BLK	STL	PTS	AVG
2024-25	LOU	24-0	166/6.9	21-48	.438	0-0	.000	14-20	.700	23	18	41	1.7	24-0	5	22	6	2	56	2.3
TOTAL		24-0	166/6.9	21-48	.438	0-0	.000	14-20	.700	23	18	41	1.7	24-0	5	22	6	2	56	2.3



20 PEYTON BRADLEY

Guard | 5-9 | Freshman
Brandenburg, Ky. | Meade County

SEASON HIGHS	
Points.....	2 (2x), MR vs. Morehead St. (11/19/25)
Reb.....	3 vs. Morehead St. (11/19/25)
Asst.....	1 vs. Morehead St. (11/19/25)
Blocks.....	
Steals.....	1 vs. Morehead St. (11/19/25)
FGM.....	1 vs. NKU (11/9/25)
FGA.....	5 vs. Morehead St. (11/19/25)
3FGM.....	
3FGA.....	4 vs. Morehead St. (11/19/25)
FT.....	2 vs. Morehead St. (11/19/25)
FTA.....	2 vs. Morehead St. (11/19/25)
Minutes.....	15 vs. Morehead St. (11/19/25)

MISC STATS	Season	Career
Double-Doubles.....	0	0
10-Plus Points.....	0	0
20-Plus Points.....	0	0
30-Plus Points.....	0	0
Team-High Points.....	0	0
10-Plus Rebounds.....	0	0
Team-High Rebounds.....	0	0
10-Plus Assists.....	0	0
Team-High Assists.....	0	0

2025-26 GAME-BY-GAME															
Opponent	Min	FG-A	3PT-A	FT-A	O-D-T	PF	AST	TO	STL	BLK	PTS	AVG			
vs. UConn													--DNP--		
NKU	6	1-2	0-1	0-0	0-0-0	0	0	0	0	0	2	2.0			
COLORADO													--DNP--		
at Clemson	1	0-0	0-0	0-0	0-0-0	0	0	0	0	0	0	1.0			
MOREHEAD	15	0-5	0-4	2-2	0-3-3	2	1	1	1	0	2	1.3			
KENTUCKY															
EASTERN ILL.															
East Tenn. St.															
BELLARMINE															
SOUTH CAROLINA															
NEW HAMPSHIRE															
BALL STATE															
at North Carolina															
EKU															
vs. Tennessee															
SMU															
VIRGINIA TECH															
at Miami															
PITT															
at Notre Dame															
at NC State															
BOSTON COLLEGE															
at Stanford															
at Cal															
DUKE															
at Syracuse															
WAKE FOREST															
FLORIDA STATE															
VIRGINIA															
at Georgia Tech															
NOTRE DAME															

Freshman Year (2025-26)

- Made her collegiate debut against NKU and recorded her first collegiate points

Prep and Personal

- 2025 Courier Journal First Team All-State
- Averaged 28.2 points, 5.4 rebounds and 4.6 assists in her senior season
- Her 28.2 points per game ranked second in the state
- Bradley hit 114 three-pointers in her senior season, which also ranked second in the state
- She hit 510 three-pointers in her high school career, second all-time in the state of Kentucky
- As a freshman, helped Meade County to a Girls' Sweet 16 appearance
- She led the state of Kentucky in her freshman season in three-point percentage

PEYTON BRADLEY CAREER STATISTICS																		
				Field Goals		3-Point		F-Throws		Rebounds								
SEASON	TEAM	GP-GS	MIN/AVG	FG-FGA	FG%	3FG-3FGA	3FG%	FT-FTA	FT%	OFF	DEF	TOT	AVG	PF-FO	A	TO	BLK	STL
2025-26	LOU	3-0	21/7.0	1-7	.143	0-5	.000	2-2	1.000	0	3	3	1.0	2-0	1	1	0	1
TOTAL		3-0	21/7.0	1-7	.143	0-5	.000	2-2	1.000	0	3	3	1.0	2-0	1	1	0	1



21 REAGAN BENDER

Guard | 5-10 | Redshirt Freshman
Louisville, Ky. | Sacred Heart

SEASON HIGHS		CAREER HIGHS		MISC STATS		Season	Career
Points.....	13 vs. Morehead St. (11/19/25)	Points.....	13 vs. Morehead St. (11/19/25)	Double-Doubles.....	0	0	
Reb.....	3 vs. Morehead St. (11/19/25)	Reb.....	3 vs. Morehead St. (11/19/25)	10-Plus Points.....	1	1	
Asst.....	3 vs. Morehead St. (11/19/25)	Asst.....	3 vs. Morehead St. (11/19/25)	20-Plus Points.....	0	0	
Blocks.....		Blocks.....		30-Plus Points.....	0	0	
Steals.....	1 vs. NKU (11/9/25)	Steals.....	1 (3x), MR vs. NKU (11/9/25)	Team-High Points.....	1	1	
FGM.....	3 vs. Morehead St. (11/19/25)	FGM.....	3 vs. Morehead St. (11/19/25)	10-Plus Rebounds.....	0	0	
FGA.....	4 vs. Morehead St. (11/19/25)	FGA.....	5 vs. USI (11/8/24)	Team-High Rebounds.....	0	0	
3FGM.....	3 vs. Morehead St. (11/19/25)	3FGM.....	3 vs. Morehead St. (11/19/25)	10-Plus Assists.....	0	0	
3FGA.....	4 vs. Morehead St. (11/19/25)	3FGA.....	5 vs. USI (11/8/24)	Team-High Assists.....	0	0	
FT.....	4 vs. Morehead St. (11/19/25)	FT.....	4 vs. Morehead St. (11/19/25)				
FTA.....	4 vs. Morehead St. (11/19/25)	FTA.....	4 vs. Morehead St. (11/19/25)				
Minutes.....	21 vs. Morehead St. (11/19/25)	Minutes.....	21 vs. Morehead St. (11/19/25)				

2025-26 GAME-BY-GAME																
Opponent	Min	FG-A	3PT-A	FT-A	O-D-T	PF	AST	TO	STL	BLK	PTS	AVG				
vs. UConn													--DNP--			
NKU	4	1-1	0-0	0-0	0-0-0	0	0	0	1	0	2	2.0				
COLORADO													--DNP--			
at Clemson													--DNP--			
MOREHEAD	21	3-4	3-4	4-4	2-1-3	1	3	1	0	0	13	7.5				
KENTUCKY																
EASTERN ILL.																
East Tenn. St.																
BELLARMINE																
SOUTH CAROLINA																
NEW HAMPSHIRE																
BALL STATE																
at North Carolina																
EKU																
vs. Tennessee																
SMU																
VIRGINIA TECH																
at Miami																
PITT																
at Notre Dame																
at NC State																
BOSTON COLLEGE																
at Stanford																
at Cal																
DUKE																
at Syracuse																
WAKE FOREST																
FLORIDA STATE																
VIRGINIA																
at Georgia Tech																
NOTRE DAME																

- Redshirt Freshman Year (2025-26)
- Had the best game of her career with 13 points, three rebounds and three assists in the win over Morehead State
 - Made her season debut against NKU and had two points and one steal
- Freshman Year (2024-25)
- Played in nine games and averaged 8.0 minutes per game before missing the rest of the season with injury
 - Tallied a season-best seven points against Grambling State
 - Scored her first collegiate points against Morehead State
 - Made her collegiate debut against #5/#6 UCLA

- Prep and Personal
- Local product and played high school at Sacred Heart in Louisville
 - In four seasons as a starter, Bender scored 1,818 points and grabbed 477 rebounds, hit 212 three-pointers during her career and led Sacred Heart to a 128-20 record in those four years and was a finalist for Miss Basketball in the state of Kentucky
 - Won her fourth-straight state championship after scoring 18 points in the championship game over McCracken County
 - She was named to the all-tournament team and The Courier Journal's All-Seventh Region girls basketball team following the state tournament
 - For her senior year, Bender averaged 13.4 points, 3.0 rebounds, 2.9 assists and 1.9 steals per game
 - In her junior season, Sacred Heart finished 36-3 for a second straight season and Bender averaged 15.2 points and 3.1 rebounds
 - She was a first-team All-State selection after her junior year
 - As a sophomore, Bender averaged 11.4 points and 3.2 rebounds a game, while she hit for 10.1 points and 4.2 rebounds as a freshman
 - Bender's grandfather, Bob Bender Sr., graduated from the University of Louisville in 1957 and was inducted into the University of Louisville Hall of Fame in 1992

REAGAN BENDER CAREER STATISTICS																		
				Field Goals		3-Point		F-Throws		Rebounds								Scoring
SEASON	TEAM	GP-GS	MIN/AVG	FG-FGA	FG%	3FG-3FGA	3FG%	FT-FTA	FT%	OFF	DEF	TOT	AVG	PF-FO	A	TO	BLK	STL
2024-25	LOU	9-0	72/8.0	4-15	.267	4-13	.308	1-3	.333	1	3	4	0.4	6-0	2	5	0	3
2025-26	LOU	2-0	25/12.5	4-5	.800	3-4	.750	4-4	1.000	2	1	3	1.5	1-0	3	1	0	1
TOTAL		11-0	97/8.8	8-20	.400	7-17	.412	5-7	.714	3	4	7	0.6	7-0	5	6	0	4
																		PTS AVG
																		28 2.5



22 TAJIANNA ROBERTS

Guard | 5-10 | Sophomore
San Diego, Calif. | IMG Academy (FL)

SEASON HIGHS	
Points.....	23 vs. NKU (11/9/25)
Reb.....	2 (3x), MR vs. Morehead St. (11/19/25)
Asst.....	4 at Clemson (11/16/25)
Blocks.....	
Steals.....	2 (2x), MR vs. Morehead St. (11/19/25)
FGM.....	10 vs. NKU (11/9/25)
FGA.....	16 (2x), MR at Clemson (11/16/25)
3FGM.....	3 vs. NKU (11/9/25)
3FGA.....	8 vs. Colorado (11/12/25)
FT.....	2 (3x), MR vs. Morehead St. (11/19/25)
FTA.....	2 (4x), MR vs. Morehead St. (11/19/25)
Minutes.....	36 vs. Colorado (11/12/25)

CAREER HIGHS	
Points.....	23 (2x), MR vs. NKU (11/9/25)
Reb.....	10 (2x), MR vs. Clemson (3/6/25)
Asst.....	5 (2x), MR vs. Clemson (2/27/25)
Blocks.....	1 (2x), MR vs. USF (11/24/24)
Steals.....	4 (3x), MR at SMU (1/30/25)
FGM.....	10 (2x), MR vs. NKU (11/9/25)
FGA.....	19 vs. UCLA (11/4/24)
3FGM.....	5 at Pitt (1/9/25)
3FGA.....	10 vs. UCLA (11/4/24)
FT.....	8 vs. Clemson (3/6/25)
FTA.....	10 vs. Clemson (3/6/25)
Minutes.....	41 vs. Clemson (3/6/25)

MISC STATS	Season	Career
Double-Doubles.....	0	2
10-Plus Points.....	4	29
20-Plus Points.....	1	5
30-Plus Points.....	0	0
Team-High Points.....	2	14
10-Plus Rebounds.....	0	2
Team-High Rebounds.....	0	1
10-Plus Assists.....	0	0
Team-High Assists.....	2	12

2025-26 GAME-BY-GAME													
Opponent	Min	FG-A	3PT-A	FT-A	O-D-T	PF	AST	TO	STL	BLK	PTS	AVG	
vs. UConn*	35	2-12	1-6	1-2	0-0-0	2	2	0	0	0	6	6.0	
NKU*	34	10-16	3-4	0-0	0-2-2	1	1	2	1	0	23	14.5	
COLORADO*	36	6-15	2-8	2-2	1-1-2	0	3	1	0	0	16	15.0	
at Clemson*	37	4-16	2-6	2-2	0-1-1	0	4	2	2	0	12	14.3	
MOREHEAD*	27	5-11	1-2	2-2	1-1-2	1	3	0	2	0	13	14.0	
KENTUCKY													
EASTERN ILL.													
East Tenn. St.													
BELLARMINE													
SOUTH CAROLINA													
NEW HAMPSHIRE													
BALL STATE													
at North Carolina													
EKU													
vs. Tennessee													
SMU													
VIRGINIA TECH													
at Miami													
PITT													
at Notre Dame													
at NC State													
BOSTON COLLEGE													
at Stanford													
at Cal													
DUKE													
at Syracuse													
WAKE FOREST													
FLORIDA STATE													
VIRGINIA													
at Georgia Tech													
NOTRE DAME													

- Sophomore Year (2025-26)**
- Tied for the team lead with 13 points in the win over Morehead State
 - Led the team with four assists and had 12 points in the road win over Clemson
 - Scored 16 points and tied for the team lead with three assists against Colorado
 - Tied a career high with 23 points on 10-for-16 shooting in the win over NKU
 - 2026 USBWA Ann Meyers Drysdale Award Watch List
 - 2025-26 Naismith Trophy Women's Player of the Year Watch List
 - 2025-26 Preseason All-ACC
 - 2026 Ann Meyers Drysdale Award Watch List
- Freshman Year (2024-25)**
- Played and started all 33 games and averaged a team best 31.8 minutes per game in her freshman season
 - Was second on the team with 12.8 points per game, led the team with 1.7 steals per game and averaged 3.4 rebounds and 2.3 assists per game
 - Led the team with 16 points on 7-for-18 shooting in the NCAA first round win over No. 10 Nebraska
 - Tallied her second double-double with 16 points, tied a career high with 10 rebounds and led the team with three assists in the win over Clemson in the ACC Tournament
 - ACC All-Freshman Team, Second Team All-ACC
 - Led the team with 19 points and tied a season high with a team-best five assists in the win over Clemson
 - Tallied 11 points, five rebounds and led the team with four assists against #9/#10 North Carolina
 - Scored 11 points and was 6-for-6 from the free throw line in the win over #11 Duke
 - ACC Rookie of the Week (2/17)
 - Tallied her first career double-double with 17 points and a career-best 10 rebounds in the road win over #23/#21 Florida State
 - Scored a team-high 21 points and four assists to go with four rebounds and two steals in the win over Stanford
 - ACC Rookie of the Week (2/3)
 - Had a team-best 17 points and hit four three-pointers against #3 Notre Dame
 - Led the team with 22 points and set a career high with five assists to go with four steals and four rebounds in the road win over SMU
 - Set a career high with nine rebounds, tied a career high with four assists to go with 11 points and three steals in the road win over Virginia
 - Scored in double figures with a team-best 13 points and tied a season high with four assists in the win over Syracuse
 - ACC Rookie of the Week (1/14)
 - Led the team with 16 points and had three rebounds in the win over #13 Georgia Tech
 - Scored a team-high 17 points and set a season high with five three pointers in the road win over Pitt
 - Recorded 17 points on 6-for-13 shooting and 3-for-6 from behind the arc to go with three assists, two rebounds and a steal in the road win over Wake Forest
 - Scored 14 points and tied a season high with four rebounds and four assists in the win over Miami
 - Tallied 13 points and tied a career high with four assists, three rebounds and two steals in the win over Boston College
 - Scored a season-best 23 points on 10-for-17 shooting with three steals and two assists in the win over Memphis
 - Tied a season-high with four assists and four steals to go with 10 points against Grambling State
 - Had a team-best three assists against #2 UConn
 - Scored 13 points, led the team with three assists and had two steals against #11 Oklahoma
 - ACC Rookie of the Week (12/2)
 - Tallied 13 points and had a season-best four steals to go with two rebounds and two assists in the road win over Colorado.
 - Scored in double figures for the fifth-straight game with 11 points and was 3-for-5 from three against Morehead State
 - Tallied 12 points and tied a season best with four rebounds and two steals against #20 Kentucky
 - Scored 13 points on 6-for-8 shooting in the win over UT Martin
 - ACC Rookie of the Week (11/11)
 - Led the team with four assists to go with 11 points and four rebounds against Southern Indiana
 - Earned a start in her first collegiate game and had a game-high 21 points, made four three-pointers and did not commit a turnover against #5/#6 UCLA
 - She is the first Louisville freshman to score 20+ points in her debut since the 2020 season

- Prep and Personal**
- 2024 Naismith Trophy Honorable Mention All-American
 - Participated and advanced to the finals of the 2024 State Farm 3-point shootout in Phoenix
 - She played in the Jordan Brand Classic with fellow incoming recruits Mackenly Randolph and Izela Arenas
 - Guided IMG to the Chipotle National Finals in her senior season
 - In the September of 2023, she guided Team South to a championship at the 2023 Nike World Basketball Festival
 - In her junior season, she led La Jolla to their third CIF title in four years and earned a top five national ranking by Max Preps
 - She averaged 14 points, 4.6 rebounds, and 3.6 assists a game in her junior season with La Jolla
 - A five-star prospect and ranked No. 24 overall by espnW Hoop Gurlz
 - She chose the Cardinals over Kentucky, Duke, California, and Virginia Tech

Tajanna Roberts Career Statistics																				
				Field Goals		3-Point		F-Throws		Rebounds									Scoring	
Season	Team	GP-GS	Min/Avg	FG-FGA	FG%	3FG-3FGA	3FG%	FT-FTA	FT%	Off	Def	TOT	Avg	PF-FO	A	TO	BLK	STL	PTS	Avg
2024-25	LOU	33-33	1051/31.8	157-410	.383	53-171	.310	57-82	.695	33	78	111	3.4	49-0	77	64	3	57	424	12.8
2025-26	LOU	5-5	169/33.9	27-70	.386	9-26	.346	7-8	.875	2	5	7	1.4	4-0	13	5	0	5	70	14.0
TOTAL		38-38	1220/32.1	184-480	.383	62-197	.315	64-90	.711	35	83	118	3.1	53-0	90	69	3	62	494	13.0



23 SKYLAR JONES

Guard/Forward | 6-0 | Junior
Chicago, Ill. | Arizona

SEASON HIGHS		CAREER HIGHS		MISC STATS	
Points.....	21 vs. Colorado (11/12/25)	Points.....	30, vs. TCU (2/16/25)*	Double-Doubles.....	Season Career*
Reb.....	4 vs. Colorado (11/12/25)	Reb.....	9, vs. Northern Arizona (3/20/25)*	10-Plus Points.....	0 31
Asst.....	2 vs. Morehead St. (11/19/25)	Asst.....	5 (2x), MR vs. UNLV (11/12/24)*	20-Plus Points.....	1 4
Blocks.....		Blocks.....	1 (11x), MR vs. NAU (3/20/25)*	30-Plus Points.....	0 1
Steals.....	5 vs. Colorado (11/12/25)	Steals.....	5 (2x), MR vs. Colorado (11/12/25)	Team-High Points.....	1 11
FGM.....	8 vs. Colorado (11/12/25)	FGM.....	9 (2x), MR vs. Northern Arizona (3/20/25)*	10-Plus Rebounds.....	0 0
FGA.....	15 vs. Colorado (11/12/25)	FGA.....	17, vs. Northern Arizona (3/20/25)*	Team-High Rebounds.....	0 3
3FGM.....	2 vs. UConn (11/4/25)	3FGM.....	4, vs. TCU (2/16/25)*	10-Plus Assists.....	0 0
3FGA.....	3 (2x), MR vs. Colorado (11/12/25)	3FGA.....	5, vs. Northern Arizona (3/20/25)*	Team-High Assists.....	0 8
FT.....	4 vs. Colorado (11/12/25)	FT.....	8 (4x), MR at Houston (2/22/25)*	* at Louisville & Arizona	
FTA.....	5 vs. Colorado (11/12/25)	FTA.....	10, vs. Syracuse (3/23/24)*		
Minutes.....	33 vs. Colorado (11/12/25)	Min.....	49, vs. USC (2/29/24)*		
		* at Arizona			

2025-26 GAME-BY-GAME														
Opponent	Min	FG-A	3PT-A	FT-A	O-D-T	PF	AST	TO	STL	BLK	PTS	AVG		
vs. UConn	24	4-7	2-3	3-4	0-3-3	4	1	1	1	0	13	13.0		
NKU	20	3-7	0-2	1-3	0-1-1	3	1	1	2	0	7	10.0		
COLORADO	33	8-15	1-3	4-5	2-2-4	4	1	2	5	0	21	13.7		
at Clemson*	11	0-1	0-0	0-0	0-0-0	2	0	2	0	0	0	10.3		
MOREHEAD	17	0-4	0-1	2-2	0-3-3	2	2	2	2	0	2	8.6		
KENTUCKY														
EASTERN ILL.														
East Tenn. St.														
BELLARMINE														
SOUTH CAROLINA														
NEW HAMPSHIRE														
BALL STATE														
at North Carolina														
EKU														
vs. Tennessee														
SMU														
VIRGINIA TECH														
at Miami														
PITT														
at Notre Dame														
at NC State														
BOSTON COLLEGE														
at Stanford														
at Cal														
DUKE														
at Syracuse														
WAKE FOREST														
FLORIDA STATE														
VIRGINIA														
at Georgia Tech														
NOTRE DAME														

Louisville - Junior Year (2025-26)

- Led the team with 21 points and tied a career high with five steals against Colorado
- Scored 13 points and brought in three rebounds in her Louisville debut against #1 UConn

Arizona - Sophomore Year (2024-25)

- Appeared in 32 games and started 25 (including the first 14 games and the last nine)
- Averaged 10.7 points, three rebounds, 1.8 assists and 1.6 steals per game
- Led the team with 52 steals
- Dropped a career-best 30 points against AP Top-10 ranked TCU in McKale to become which marked the most scored by an Arizona player in a single game since 2023
- Scored in double-figures in 18 games and had a perfect game at UCF with a team-high 17 points (5-of-5 from the field, 2-of-2 from three-point range, and 5-of-5 from the foul line)
- Perfect from the foul line in eight games
- Nearly had a double-double with a team-high 21 points and nine rebounds in the first round of the WBIT against NAU
- Played over 30 minutes in 10 games including a season-high 36:04 minutes played at Houston where she put 16 points
- Shot the highest percentage on the team from three-point range in conference play at 41.9% (13-of-31)
- Led Arizona in steals for a team-high ten games
- Scored 15+ points in nine games

Arizona - Freshman Year (2023-24)

- Pac-12 All-Freshman Honorable Mention
- Made appearances in 32 games and started each of the last 15 games of the season
- Averaged 7.2 points and 2.3 rebounds per game
- Dropped a career-best 24 points in the NCAA Tournament First Round against Syracuse
- Shot 62.5% (5 of 8) against USC for 19 points
- Was perfect from the field in three games, going 3-for-3 against South Dakota and Colorado and going 2-for-2 against California
- Nearly had a double-double against Washington State with 12 points and eight rebounds
- Played 49 minutes in the double-overtime matchup with USC
- Shot 51.1% from the field in conference games, the best in-conference field goal percentage on the team
- Scored 13+ points in five games
- Led Arizona in steals in three games this season

Miami - Sophomore Year (2022-23)

- Started all 35 games played
- Averaged 6.5 points, 3.1 rebounds, 2.7 assists and 1.2 steals per game
- Led the Hurricanes in total assists with 93
- Reached double-figure points on eight occasions as a sophomore
- Poured in a career-high 28 points on 10 made field goals against Columbia (11/27)
- Recorded multiple steals in 11 games, including a season-high five against UMES (11/7)

Prep and Personal

- 4-star recruit and was the 96th-ranked recruit by ESPN HoopGurlz in the class of 2023
- Averaged 16.9 points and 4.9 rebounds as a junior
- Garnered 4A IBCA First Team All-State and AP All-State Second Team honors

SKYLAR JONES CAREER STATISTICS																					
				Field Goals		3-Point		F-Throws		Rebounds										Scoring	
SEASON	TEAM	GP-GS	MIN/AVG	FG-FGA	FG%	3FG-3FGA	3FG%	FT-FTA	FT%	OFF	DEF	TOT	AVG	PF-FO	A	TO	BLK	STL	PTS	AVG	
2023-24	UA	32-15	783/24.5	82-174	.471	15-50	.300	51-69	.739	15	58	73	2.3	73-1	43	45	6	42	230	7.2	
2024-25	UA	32-25	799/25.0	125-254	.492	20-57	.351	71-93	.763	27	69	96	3.0	94-0	57	73	5	52	341	10.7	
2025-26	LOU	5-1	104/20.8	15-34	.441	3-9	.333	10-14	.714	2	9	11	2.2	15-0	5	8	0	10	43	8.6	
TOTAL FOR LOU		5-1	104/20.8	15-34	.441	3-9	.333	10-14	.714	2	9	11	2.2	15-0	5	8	0	10	43	8.6	
TOTAL		69-41	1686/24.4	222-462	.481	38-116	.328	132-176	.750	44	136	180	2.6	182-1	105	126	11	104	614	8.9	



24 GRACE MBUGUA

Forward | 6-4 | Freshman
Danville, Ky. | Danville Christian

SEASON HIGHS			
Points.....			
Reb.....			
Asst.....			
Blocks.....			
Steals.....			
FGM.....			
FGA.....			
3FGM.....			
3FGA.....			
FT.....			
FTA.....			
Minutes.....			

MISC STATS			Season	Career
Double-Doubles.....	0		0	0
10-Plus Points.....	0		0	0
20-Plus Points.....	0		0	0
30-Plus Points.....	0		0	0
Team-High Points.....	0		0	0
10-Plus Rebounds.....	0		0	0
Team-High Rebounds.....	0		0	0
10-Plus Assists.....	0		0	0
Team-High Assists.....	0		0	0

2025-26 GAME-BY-GAME												
Opponent	Min	FG-A	3PT-A	FT-A	O-D-T	PF	AST	TO	STL	BLK	PTS	AVG
vs. UConn												--DNP--
NKU												--DNP--
COLORADO												--DNP--
at Clemson												--DNP--
MOREHEAD												--DNP--
KENTUCKY												
EASTERN ILL.												
East Tenn. St.												
BELLARMINE												
SOUTH CAROLINA												
NEW HAMPSHIRE												
BALL STATE												
at North Carolina												
EKU												
vs. Tennessee												
SMU												
VIRGINIA TECH												
at Miami												
PITT												
at Notre Dame												
at NC State												
BOSTON COLLEGE												
at Stanford												
at Cal												
DUKE												
at Syracuse												
WAKE FOREST												
FLORIDA STATE												
VIRGINIA												
at Georgia Tech												
NOTRE DAME												

- Prep and Personal**
- 2025 McDonald's All-American Nominee
 - 2025 Miss Kentucky Basketball finalist
 - 2025 Courier Journal First Team All-State
 - 2025 KABC 12th Region Player of the Year
 - Averaged 22.3 points, 12.7 rebounds (No. 10 in the state) and three blocks and shot 54.7% from the field in her senior season after returning from injury in January
 - Scored 32 points and tallied 15 rebounds to lead Danville to the Sweet 16 state semifinals and second-straight 12th Region championship
 - 2024 Courier Journal First Team All-State
 - In her junior season, she averaged 25.7 points, which ranked fifth in the state, 15.4 rebounds a game, which ranked second in the state, along with 6.6 blocks per game
 - She guided Danville Christian to a 29-3 overall record and claimed the 12th Region championship
 - In the state tournament in 2023-24, she tallied 34 points, 14 rebounds and four blocks.
 - Four-star prospect according to 247Sports.com
 - She ranked 81st overall nationally, 18th-ranked power forward nationally and is the third-ranked player out of the state of Kentucky.
 - Chose the Cardinals over Kentucky, Baylor, Duke, Florida, LSU, NC State and West Virginia

2025-26 BOX SCORES



Official Basketball Box Score - Final
UConn at Louisville
11/04/25 Alumni Hall, Annapolis, Md.
2025-26 Women's Basketball

Game Time: 5:30 PM
Game Duration: 1:48
Attendance: 3,140

Officials: Tara Cruise, Sal Estro, Meadow Overstreet

UConn - 79

Record: 1-0

NO.	Name		Min	FG	3P	FT	Rebounds	Fouls	TP	AS	TO	ST	Blocks	+/	
				M-A	M-A	M-A	OR DR TOT	PF FD					BS BA		
21	Sarah Strong	F	37:59	9-17	0-3	3-4	1 8 9	2 5	21	5	1	2	2	0	
22	Serah Williams			2-6	0-0	0-0	6 2 8	2 2	4	4	2	0	1	13	
2	KK Arnold	G	29:30	6-10	1-3	0-0	0 7 7	1 1	13	2	1	3	0	8	
12	Ashlynn Shade	G	28:19	2-10	1-7	0-0	1 6 7	1 0	5	1	0	1	0	9	
35	Azzi Fudd	G	38:03	9-20	2-8	0-0	1 1 2	3 0	20	3	2	1	0	20	
8	Jana El Alfay		07:35	1-2	0-0	1-1	3 1 4	2 4	2	0	1	0	0	-3	
9	Kayleigh Heckel		22:56	6-12	0-4	2-3	0 2 2	3 2	14	2	0	1	0	-7	
25	Ice Brady		08:50	0-0	0-0	0-0	0 4 4	2 0	0	0	0	0	0	2	
11	Allie Ziebell		05:38	0-1	0-1	0-0	0 1 1	0 0	0	0	0	0	0	9	
Team							3 0 3	0 0	0	1					
Totals					35-78	4-26	5-8	15 32 47	16 14	79	17	8	2	1	13

Major Fouls: NONE

Shooting By Period
1 st FG% 11-20 55.0%
3PT% 3-8 37.5%
FT% 0-1 0%
2 nd FG% 8-19 42.1%
3PT% 0-5 0.0%
FT% 3-3 100%
3 rd FG% 7-22 31.8%
3PT% 1-10 10.0%
FT% 2-3 66.7%
4 th FG% 9-17 52.9%
3PT% 0-3 0.0%
FT% 0-1 0%
GM FG% 35-78 44.9%
3PT% 4-26 15.4%
FT% 5-8 62.5%

Dead Ball Rebounds: 0, 0

Louisville - 66

Record: 0-1

NO.	Name	Min	FG	3P	FT	Rebounds	Fouls	TP	AS	TO	ST	Blocks	BA	+/
0	Laura Ziegler	F 32:23	5-15	4-8	2-2	7 11 18	0 4	16	2	2	1	0	0	-6
4	Mackenly Randolph	F 23:08	1-5	0-0	0-0	4 1 5	1 1	2	2	0	1 <td>0<td>0<td>-11</td></td></td>	0 <td>0<td>-11</td></td>	0 <td>-11</td>	-11
11	Elif Istanbuluoglu	F 30:04	2-9	0-2	3-3	0 4 4	4 3	7	0	3	0 <td>0<td>0<td>-16</td></td></td>	0 <td>0<td>-16</td></td>	0 <td>-16</td>	-16
2	Imari Berry	G 25:06	6-12	1-5	0-1	0 1 1	1 1	13	1	2	0 <td>0<td>1<td>-10</td></td></td>	0 <td>1<td>-10</td></td>	1 <td>-10</td>	-10
22	Tajanna Roberts	G 34:34	2-12	1-6	1-2	0 0 0	2 2	6	2	0	0 <td>0<td>0<td>-23</td></td></td>	0 <td>0<td>-23</td></td>	0 <td>-23</td>	-23
1	Reyna Scott	24:29	2-4	0-0	5-5	1 3 4	0 3	9	3	2	0 <td>0<td>0<td>3</td></td></td>	0 <td>0<td>3</td></td>	0 <td>3</td>	3
23	Skylar Jones	23:36	4-7	2-3	3-4	0 3 3	4 2	13	1	1	1 <td>0<td>0<td>-3</td></td></td>	0 <td>0<td>-3</td></td>	0 <td>-3</td>	-3
12	Yevheniia Putra	06:40	0-0	0-0	0-0	0 3 3	2 0	0	0	2	0 <td>1<td>0<td>1</td></td></td>	1 <td>0<td>1</td></td>	0 <td>1</td>	1
Team						0 5 5	0 0	0		0				
Totals				22-64	8-24	14-17	12 31 43	14 16	66	11 12 3	1 2	1 2	-13	

Major Fouls: NONE

Shooting By Period
1 st FG% 3-18 16.7%
3PT% 1-6 16.7%
FT% 2-3 66.7%
2 nd FG% 6-16 37.5%
3PT% 1-7 14.3%
FT% 1-3 33.3%
3 rd FG% 4-15 26.7%
3PT% 1-4 25.0%
FT% 8-8 100%
4 th FG% 9-15 60.0%
3PT% 5-7 71.4%
FT% 3-3 100%
GM FG% 22-64 34.4%
3PT% 8-24 33.3%
FT% 14-17 82.4%

Dead Ball Rebounds: 1, 0

	CONN	LOU
Biggest lead	28 (3 rd 6:35)	0 (1 st 10:00)
Best Scoring Run	8 (1 st 7:33)	10 (4 th 2:22)
Lead Changes	0	
Times Tied	0	
Time with Lead	39:05	00:00

Points from	CONN	LOU
Turnovers	16	13
Paint	50	18
Second Chance	10	9
Fast Breaks	15	10
Bench	16	22

Period by Period Scoring
1st 2nd 3rd 4th TOT
CONN 25 19 17 18 79
LOU 9 14 17 26 66



Official Basketball Box Score - Final
Northern Ky. at Louisville
11/09/25 KFC Yum! Center, Louisville, KY
2025-26 Women's Basketball

Game Time: 2:00 PM
Game Duration: 1:48
Attendance: 7,182

Officials: Ashley Gross, Tasha Smith, Bobby Ray

Northern Ky. - 61

Record: 0-2

NO. Name	Min	FG	3P	FT	Rebounds	Fouls	TP	AS	TO	ST	Blocks	BS	+/	
		M-A	M-A	M-A	OR DR	PF	FD				BS	BA		
14 Abby Wolterman	F 25:34	2-4	0-0	0-0	1 1 2	0	1	4	1	0	1	0	0	-27
30 Maddie Moody	F 22:32	4-7	2-3	1-1	1 2 3	4	1	11	1	1	0	1	0	-5
1 Kamora Morgan	G 30:19	5-13	1-6	2-2	2 1 3	1	3	13	3	1	0	1	0	-15
4 Taysha Rushton	G 24:32	2-8	2-7	0-0	2 4 6	3	2	6	3	6	0	0	0	-18
5 Mya Meredith	G 27:55	5-9	2-4	0-2	1 2 3	3	4	12	1	5	0	0	0	-18
9 Mia Jordan	12:02	1-3	-1-2	0-0	0 5 5	3	1	3	0	0	0	0	0	-11
20 Karina Bystry	14:59	0-5	0-3	0-2	0 1 1	0	3	0	0	0	1	0	0	-21
32 Jamaya Thomas	11:00	0-2	0-0	1 1 2	2 2 1	0	2	1	2	0	2	1	0	-14
2 Kylee Hunt	07:11	0-3	0-3	0-0	0 0 0	0	1	0	0	1	0	0	0	-5
7 Alma Rashelbach	05:43	1-1	0-0	0 1 3	4 0	0	2	1	0	0	0	0	0	3
12 Anna Hamilton	05:36	0-1	0-0	0-0	1 0 1	0	0	1	1	0	0	0	0	-8
0 Sam Lindhorst	02:41	1-1	0-0	0 0 1	1 0 1	0	2	0	0	0	0	0	0	3
22 Noelle Hubert	03:38	1-1	1-1	0-0	0 0 0	1	0	3	0	1	0	0	0	-1
15 Caroline Eaglin	03:09	0-0	0-0	0 0 0	0 0 0	0	0	0	0	0	0	0	0	-1
33 Gabby Razzano	03:08	2-3	1-1	0-0	0 0 0	0	0	5	1	0	0	0	1	1
Team					2 0 2	0	0	0						
Totals		24-62	10-30	3-7	13 20 33	19	16	61	15	18	4	2	2	28

Major Fouls: NONE

Louisville - 89

Record: 1-1

NO. Name	Min	FG	3P	FT	Rebounds	Fouls	TP	AS	TO	ST	Blocks	+/	
		M-A	M-A	M-A	OR DR TOT	PF FD					BS BA		
0 Laura Ziegler	F 31:22	4-9	1-2	0-0	2 9 11	2 2	9	5	1	0	0	1	17
4 Mackenly Randolph	F 21:25	2-3	1-2	5-6	3 3 6	2 4	10	1	0	0	0	0	9
11 Elif Istanbuluoglu	F 23:29	3-5	0-1	3-4	2 5 7	3 7	9	2	1	0	0	1	10
2 Imari Berry	G 23:31	4-11	1-4	0-0	3 2 5	4 1	9	3	3	2	0	0	21
22 Tajanna Roberts	G 34:17	10-16	3-4	0-0	0 2 2	1 3	23	1	2	1	0	0	28
12 Yevheniia Putra	09:51	1-2	0-0	0-0	0 1 1	0 0	2	1	1	0	2	0	4
23 Skylar Jones	19:30	3-7	0-2	1-3	0 1 1	3 2	7	1	1	2	0	0	22
1 Reyna Scott	21:01	6-8	1-2	0-0	1 3 4	2 0	13	2	1	2	0	0	20
9 Anaya Hardy	03:43	0-0	0-0	0-0	0 1 1	0 0	0	0	0	1	0	0	-6
20 Peyton Bradley	06:07	1-2	0-1	0-0	0 0 0	0 0	0	2	0	0	0	0	0
21 Reagan Bender	03:38	1-1	0-0	0-0	0 0 0	0 0	0	2	0	1	0	0	1
5 Rebekah Graves	02:06	1-1	1-1	0-0	0 0 0	0 0	3	0	0	0	0	0	4
Team					0 0 0	0 0	0						
Totals		36-65	8-19	9-13	11 27 38	16 19	89	16	10	9	2	2	28

Major Fouls: NONE

	NKU	LOU
Biggest lead	5 (1 st 5:45)	29 (4 th 3:09)
Best Scoring Run	8 (2 nd 6:40)	22 (4 th 3:09)
Lead Changes	6	
Times Tied	6	
Time with Lead	09:55	25:55

Points from	NKU	LOU
Turnovers	10	25
Paint	22	48
Second Chance	9	13
Fast Breaks	0	8
Bench	15	29

Period by Period Scoring
1st 2nd 3rd 4th TOT
NKU 17 15 16 13 61
LOU 20 25 21 33 89



Official Basketball Box Score - Final
Colorado at Louisville
11/12/25 KFC Yum! Center, Louisville, KY
2025-26 Women's Basketball

Game Time: 7:02 PM
Game Duration: 2:13
Attendance: 6,730

Officials: Tiffany Bird, Cameron Houye, Chuck Gonzalez

Colorado - 68

Record: 1-1

NO. Name	Min	FG	3P	FT	Rebounds	Fouls	TP	AS	TO	ST	Blocks	BS
		M-A	M-A	M-A	OR DR TOT	PF FD					BS	BA
11 Logyn Greer	F 28:15	5-12	0-1	3-4	1 5 6	2 2	13	1	1	0	1	3
14 Jade Masogayo	F 32:25	3-7	0-0	3-4	4 4 8	4 3	9	2	3	1	0	0
15 Anaelle Dutat	F 36:29	6-8	1-1	0-2	4 7 11	5 2	13	1	3	2	0	0
2 Kennedy Sanders	G 20:58	2-5	0-0	2-2	0 0 0	1 2	6	1	4	1	0	0
3 Desiree Wooten	G 32:33	2-15	2-6	2-2	2 1 3	2 1	8	3	0	0	0	3
8 Jade Crook	10:13	0-1	0-0	0-0	0 1 1	1 0	0	1	2	0	0	0
0 Erianna Gooden	03:44	0-0	0-0	0-0	0 0 0	0 0	0	0	1	1	0	0
1 Zyanna Walker	22:53	7-12	1-2	4-5	0 7 7	2 4	19	4	1	1	1	1
7 Claire O'Connor	08:27	0-1	0-0	0-0	0 2 2	0 0	0	0	0	0	0	0
22 Sophia Zadel	04:03	0-0	0-0	0-0	1 2 3	0 2	0	0	1	0	0	0
Team					3 2 5	0 0	0	2				
Totals		25-61	4-10	14-19	15 31 46	19 16	68	13	18	6	2	7

Major Fouls: NONE

Shooting By Period
1 st FG% 9-18 50.0%
3PT% 3-3 100.0%
FT% 2-2 100%
2 nd FG% 5-13 38.5%
3PT% 0-2 0.0%
FT% 4-4 100%
3 rd FG% 9-15 60.0%
3PT% 1-2 50.0%
FT% 2-3 66.7%
4 th FG% 8-15 53.3%
3PT% 0-3 0.0%
FT% 6-10 60%
GM FG% 25-61 41.0%
3PT% 4-10 40.0%
FT% 14-10 73.7%

Dead Ball Rebounds: 4, 0

Louisville - 74

Record: 2-1

NO. Name	Min	FG	3P	FT	Rebounds	Fouls	TP	AS	TO	ST	Blocks
		M-A	M-A	M-A	OR DR TOT	PF FD					BS BA
0 Laura Ziegler	F 33:36	4-12	1-6	6-6	2 4 6	2 4	15	1	0	0	2 0
4 Mackenly Randolph	F 29:41	3-7	0-0	0-1	3 3 6	2 2	6	1	1	0	1 1
11 Elif Istanbuluoglu	F 16:42	1-3	1-3	1-2	0 1 1	4 2	4	3	0	1	1 0
1 Reyna Scott	G 17:36	2-4	1-2	2-4	1 2 3	0 2	7	2	1	1	2 0
22 Tajanna Roberts	G 36:29	6-15	2-8	2-2	1 1 2	0 2	16	3	1	0	0 1
2 Imari Berry	21:13	1-8	1-6	1-2	1 3 4	2 1	4	0	2	2	0 0
23 Skylar Jones	32:33	8-15	1-3	4-5	2 2 4	4 4	21	1	2	5	0 0
12 Yvenhia Putra	12:10	0-0	0-0	1-2	1 5 6	2 2	2	1	0	2	1 0
Team					1 1 2	0 0	0	0	0		
Totals		25-64	7-28	17-24	12 22 34	16 19	74	11	8	11	7 2

2025-26 BOX SCORES



Official Basketball Box Score - Final
Morehead St. at Louisville
11/19/25 KFC Yum! Center, Louisville, KY
2025-26 Women's Basketball

Game Time: 8:01 PM
Game Duration: 1:52
Attendance: 6,620

Officials: Salf Alexis, Alexis Perez, Algonese Carr

Morehead St. - 49

Record: 1-3

NO.	Name	Min	FG M-A	3P M-A	FT M-A	Rebounds OR DR TOT	Fouls PF FD	TP	AS	TO	ST	Blocks BS BA	+/-
20	Kate Dike	F 26:40	3-8	1-4	1-4	0 2 2 4 3	8	1	2	0	0	0 -32	
33	Violet McNece	F 30:27	4-12	4-10	0-0	0 7 7 1 1	12	2	3	1	0	0 -39	
3	Anja Ekstrom	G 28:08	1-2	1-2	0-0	0 2 2 1 1	3	0	1	0	0	0 -23	
11	Laura Toffali	G 21:13	2-6	0-2	1-3	1 0 1 4 3	5	1	2	2	0	0 -27	
30	Marie Sepp	G 33:45	3-11	0-4	4-8	2 1 3 3 6	10	5	5	1	0	0 -48	
1	Millie Pearson	07:04	0-0	0-0	0-0	0 0 0 1 0	0	0	0	0	0	0 -20	
2	Josefine Enander	18:57	2-5	0-2	0-0	0 1 1 0 1	4	0	3	1	0	0 -18	
5	Landon Forbes	12:23	2-4	1-2	0-0	0 2 2 1 0	5	2	1	0	0	0 -15	
9	Irene Fernandez Pavesio	09:08	1-1	0-0	0-0	1 0 1 1 0	2	1	0	1	0	0 -6	
15	Minna Ersdala	09:09	0-1	0-1	0-2	1 0 1 0 1	0	0	0	0	0	0 -4	
55	Circe Rubio Remolar	03:06	0-1	0-0	0-0	2 0 2 0 0	0	0	0	0	0	0 -3	
Team						1 1 2 0	0	0	1				
Totals			18-51	7-27	6-17	8 16 24 16 16	49	12	18	6	0	0 -47	

Major Fouls: Pearson (F1) 1 3rd 0:39

Dead Ball Rebounds: 6, 0

Shooting By Period			
1st	FG%	4-14	28.6%
	3PT%	2-8	25.0%
	FT%	0-2	0%
2nd	FG%	4-11	36.4%
	3PT%	2-5	40.0%
	FT%	2-4	50%
3rd	FG%	6-12	50.0%
	3PT%	2-7	28.6%
	FT%	3-9	33.3%
4th	FG%	4-14	28.6%
	3PT%	1-7	14.3%
	FT%	1-2	50%
GM	FG%	18-51	35.3%
	3PT%	7-27	25.9%
	FT%	6-17	35.3%

Louisville - 96

Record: 4-1

NO.	Name	Min	FG M-A	3P M-A	FT M-A	Rebounds OR DR TOT	Fouls PF FD	TP	AS	TO	ST	Blocks BS BA	+/-
0	Laura Ziegler	F 18:13	5-5	1-1	2-2	2 0 2 0 3	13	1	0	0	0	0 31	
4	Mackleny Randolph	F 06:55	2-2	0-0	0-0	0 1 1 2 0	4	1	2	1	0	0 7	
11	Elif Istanbuloglu	F 19:36	4-6	2-4	1-2	0 4 4 1 1	11	1	0	0	0	0 27	
1	Reyna Scott	G 19:13	3-5	1-3	4-4	0 3 3 2 2	11	4	2	2	0	0 33	
22	Tajanna Roberts	G 26:50	5-11	1-2	2-2	1 1 2 1 1	13	3	0	2	0	0 30	
2	Imari Berry	23:06	5-7	2-3	1-1	0 5 5 2 1	13	4	1	1	0	0 31	
23	Skyler Jones	16:51	0-4	0-1	2-2	0 3 3 2 2	2	2	2	2	0	0 18	
9	Anaya Hardy	20:45	5-6	0-0	2-4	6 7 13 3 3	12	1	1	0	0	0 23	
21	Reagan Bender	21:13	3-4	3-4	4-4	2 1 3 1 2	13	3	1	0	0	0 16	
20	Peyton Bradley	14:42	0-5	0-4	2-2	0 3 3 2 1	2	1	1	1	0	0 10	
5	Rebekah Graves	12:31	1-6	0-4	0-0	0 2 2 0 0	2	1	0	1	0	0 9	
Team						1 0 1 0	0	0	1				
Totals			33-61	10-26	20-23	12 30 42 16 16	96	22	11	10	0	0 47	

Major Fouls: NONE

Dead Ball Rebounds: 3, 0

Shooting By Period			
1st	FG%	12-17	70.6%
	3PT%	2-4	50.0%
	FT%	3-4	75%
2nd	FG%	6-13	46.2%
	3PT%	3-6	50.0%
	FT%	6-6	100%
3rd	FG%	10-15	66.7%
	3PT%	4-8	50.0%
	FT%	11-13	84.6%
4th	FG%	5-16	31.3%
	3PT%	1-8	12.5%
	FT%	0-0	0%
GM	FG%	33-61	54.1%
	3PT%	10-26	38.5%
	FT%	20-23	87.0%

	MSU	LOU
Biggest lead	2 (1 st 8:09)	53 (4 th 2:24)
Best Scoring Run	6 (4 th 0:00)	16 (2 nd 6:44)
Lead Changes	4	
Times Tied	0	
Time with Lead	01:01	38:43

Points from	MSU	LOU
Turnovers	4	31
Paint	18	34
Second Chance	2	9
Fast Breaks	0	4
Bench	11	44

Period by Period Scoring					
	1st	2nd	3rd	4th	TOT
MSU	10	12	17	10	49
LOU	29	21	35	11	96

2025-26 Louisville Cardinals - Photo Roster



0 Laura Ziegler
F | 6-2 | Sr.
Herlev, Denmark
(Saint Joseph's)



1 Reyna Scott
G | 5-10 | Sr.
New York, N.Y.
(Oklahoma)



2 Imari Berry
G | 5-10 | So.
Clarksville, Tenn.
(Clarksville)



4 Mackenly Randolph
F | 6-0 | So.
Los Angeles, Calif.
(Sierra Canyon)



5 Rebekah Graves
G | 5-6 | R-Fr.
Keller, Texas
(Keller)



9 Anaya Hardy
F | 6-3 | So.
Detroit, Mich.
(Renaissance)



11 Elif Istanbuluoglu
F | 6-3 | Jr.
Istanbul, Türkiye
(Fenerbahçe S.K)



12 Yevheniia Putra
F | 6-3 | Fr.
Kyiv, Ukraine
(Universal School)



13 Isla Juffermans
F | 6-4 | So.
Coffs Harbour, Australia
(Centre of Excellence Australia)



20 Peyton Bradley
G | 5-9 | Fr.
Brandenburg, Ky.
(Meade County)



21 Reagan Bender
G | 5-10 | R-Fr.
Louisville, Ky.
(Sacred Heart)



22 Tajiana Roberts
G | 5-10 | So.
San Diego, Calif.
(IMG Academy (FL))



23 Skylar Jones
G/F | 6-0 | Jr.
Chicago, Ill.
(Arizona)



24 Grace Mbugua
F | 6-4 | Fr.
Danville, Ky.
(Danville Christian)

Coaching Staff



Jeff Walz
Head Coach



Jonneshia Pineda
Associate Coach



Shay Robinson
Associate Coach



Amanda Butler
Assistant Coach



Brittany Morris
Assistant Coach



LaMont Russell
Assistant Coach



2025-26 Louisville Women's Basketball

Combined Team Statistics

All games

Game Records

Record	Overall	Home	Away	Neutral
ALL GAMES	4-1	3-0	1-0	0-1
CONFERENCE	1-0	0-0	1-0	0-0
NON-CONFERENCE	3-1	3-0	0-0	0-1

Score by Periods

Team	1st	2nd	3rd	4th	OT	TOT
Louisville	91	81	111	107	0	390
Opponents	86	69	87	69	0	311

Team Box Score

No.	Player				Total		3-Point		F-Throw		Rebounds												
		GP-GS	MIN	AVG	FG-FGA	FG%	3FG-3FGA	3FG%	FT-FTA	FT%	OFF	DEF	TOT	AVG	PF	DQ	A	TO	BLK	STL	PTS	AVG	
0	ZIEGLER, Laura	5-5	151:15	30.3	23-52	.442	7-17	.412	17-18	.944	13	34	47	9.4	5	0	10	5	2	3	70	14.0	
22	ROBERTS, Tajianna	5-5	169:16	33.9	27-70	.386	9-26	.346	7-8	.875	2	5	7	1.4	4	0	13	5	0	5	70	14.0	
1	SCOTT, Reyna	5-2	105:30	21.1	17-27	.630	3-7	.429	13-15	.867	4	15	19	3.8	5	0	12	7	2	5	50	10.0	
2	BERRY, Imari	5-2	125:04	25.0	20-44	.455	5-20	.250	3-5	.600	6	14	20	4.0	12	0	10	12	0	7	48	9.6	
23	JONES, Skylar	5-1	103:50	20.8	15-34	.441	3-9	.333	10-14	.714	2	9	11	2.2	15	0	5	8	0	10	43	8.6	
21	BENDER, Reagan	2-0	24:56	12.5	4-5	.800	3-4	.750	4-4	1.000	2	1	3	1.5	1	0	3	1	0	1	15	7.5	
11	ISTANBULLUOGLU, Elif	5-5	119:01	23.8	13-31	.419	3-11	.273	8-11	.727	5	16	21	4.2	14	0	7	5	1	2	37	7.4	
4	RANDOLPH, Mackenly	5-5	111:45	22.3	11-23	.478	2-3	.667	7-9	.778	10	13	23	4.6	8	0	6	4	1	2	31	6.2	
9	HARDY, Anaya	3-0	25:01	8.3	6-7	.857	0-0	.000	2-4	.500	6	8	14	4.7	3	0	1	1	0	1	14	4.7	
5	GRAVES, Rebekah	2-0	14:37	7.3	2-7	.286	1-5	.200	0-0	.000	0	2	2	1.0	0	0	1	0	0	1	5	2.5	
20	BRADLEY, Peyton	3-0	21:04	7.0	1-7	.143	0-5	.000	2-2	1.000	0	3	3	1.0	2	0	1	1	0	1	4	1.3	
12	PUTRA, Yevheniia	3-0	28:41	9.6	1-2	.500	0-0	.000	1-2	.500	1	9	10	3.3	4	0	1	4	4	2	3	1.0	
Team											4	6	10					2					
Total		5	1000		140-309	.453	36-107	.336	74-92	.804	55	135	190	38.0	73	0	70	55	10	40	390	78.0	
Opponents		5	1000		125-300	.417	29-108	.269	32-65	.492	56	120	176	35.2	90	2	64	80	8	30	311	62.2	

Team Statistics

	LOU	OPP
Scoring	390	311
Points per game	78.0	62.2
Scoring margin	+15.8	-
Field goals-att	140-309	125-300
Field goal pct	.453	.417
3 point fg-att	36-107	29-108
3-point FG pct	.336	.269
3-pt FG made per game	7.2	5.8
Free throws-att	74-92	32-65
Free throw pct	.804	.492
F-Throws made per game	14.8	6.4
Rebounds	190	176
Rebounds per game	38.0	35.2
Rebounding margin	+2.8	-
Assists	70	64
Assists per game	14.0	12.8
Turnovers	55	80
Turnovers per game	11.0	16.0
Turnover margin	+5.0	-
Assist/turnover ratio	1.3	0.8
Steals	40	30
Steals per game	8.0	6.0
Blocks	10	8
Blocks per game	2.0	1.6
Winning streak	4	-
Home win streak	3	-
Attendance	20532	1004
Home games-Avg/Game	3-6844	1-1004
Neutral site-Avg/Game	-	1-3640

Team Results

Date	Opponent		Score	Att.
11/04/2025	vs UConn	L	66-79	3640
11/09/2025	Northern Ky.	W	89-61	7182
11/12/2025	Colorado	W	74-68	6730
11/16/2025	at Clemson	W	65-54	1004
11/19/2025	Morehead St.	W	96-49	6620