



CRIMSON TIDE

BASKETBALL

25 NCAA Appearances » 17 Combined SEC Titles » 2nd in SEC History in Total League Wins » 2nd in SEC History in Winning Percentage



GAME 14



#14/15 ALABAMA VS RV/RV KENTUCKY

JANUARY 3, 2026 / 11 A.M. CT / TUSCALOOSA, ALA.

COLEMAN COLISEUM (13,474)

TV: ESPN

(Play-By-Play: Dan Shulman, Analyst: Jay Bilas, Sideline: Kris Budden)

RADIO: CRIMSON TIDE SPORTS NETWORK | SIRIUS/XM 134/201

(Play-By-Play: Chris Stewart, Analyst: Bryan Passink, Sideline: Roger Hoover)

CRIMSON TIDE

2025-26 Record 10-3
2025-26 SEC Record 0-0
Leading Scorer ... Labaron Philon Jr. (21.9)
Leading Rebounder Amari Allen (7.2)
Leader in Assists .. Labaron Philon Jr. (5.6)
Head Coach Nate Oats
Record at Alabama (Years) .. 155-66 (7th)
Career Record (Years) 251-109 (11th)

WILDCATS

2025-26 Record 9-4
2025-26 SEC Record 0-0
Leading Scorer Otega Oweh (14.2)
Leading Rebounder ... Malachi Moreno (6.5)
Leading Assists Denzel Aberdeen (3.2)
Head Coach Mark Pope
Record at Kentucky (Years) ... 33-16 (2nd)
Career Record (Years) 220-124 (11th)

NUGGETS YOU NEED TO KNOW

- Alabama is currently on a three-game winning streak against Kentucky, the longest winning streak in program history over UK
- For the fourth time under head coach Nate Oats, Alabama has won 10 games during its non-conference slate
- According to NCAA Stats, Alabama has had the second-toughest schedule among Power 4 schools with its opponents posting a .724 winning percentage, behind only Texas Tech (.747)
- Alabama is converting 13.1 three pointers per contest, which ranks No. 1 in the SEC and No. 3 in the country
- The Crimson Tide is averaging 6.9 blocks per game, which ranks No. 3 in Division I
- Aiden Sherrell ranks No. 7 in Division I in blocks per game, averaging 2.9 blocks per contest
- Last season, Alabama posted 61 blocks through 13 games and through the first 13 games of this season the Crimson Tide has recorded 90 blocks
- Alabama has had seven different starting lineups in its first 13 games of the season, the most lineup combinations under Oats during its non-conference schedule
- Philon Jr. is one of two players in the SEC (Arkansas' Darius Acuff) to rank in the top-four in both scoring (No. 1, 21.9 ppg) and assists (No. 4, 5.6 apg)
- With the Crimson Tide being ranked No. 14 in the AP Top 25 Poll, Alabama has now been ranked in 39 consecutive AP Top 25 Polls (began on 1/29/24)
- Oats has won a program-record 33 AP Top-25 games during his tenure at UA, surpassing Wimp Sanderson (25 games)
- Since Oats took over at The Capstone, Alabama has won a league-best 75 Southeastern Conference games and 155 games overall, which is tied for the most in the SEC during that span
- Alabama has scored 100 points or more in 103 games in program history, with Coach Oats' teams accounting for 34 percent of that number (35 games)

2025-26 SCHEDULE

Opponent TV Time (CT)

NOVEMBER

3	North Dakota	SEC Network+	W, 91-62
8	at 5/6 St. John's	FS1	W, 103-96
13	2/1 Purdue	ESPN2	L, 80-87
19	vs. 8/8 Illinois	FS1	W, 90-86
24	vs. 12/10 Gonzaga ¹	TNT	L, 85-95
25	vs. UNLV ¹	TruTV	W, 115-76
26	vs. Maryland ¹	TNT	W, 105-72

DECEMBER

3	RV/RV Clemson ²	ESPNU	W, 90-84
7	UTSA	SEC Network	W, 97-55
13	vs. 1/2 Arizona ³	ESPN	L, 75-96
17	South Florida	SEC Network+	W, 104-93
21	vs. Kennesaw State ⁴	SEC Network+	W, 92-81
29	Yale	SEC Network+	W, 102-78

JANUARY

3	Kentucky*	ESPN	11 a.m.
7	at Vanderbilt*	ESPN2	8 p.m.
10	Texas*	ESPN	7 p.m.
13	at Mississippi State*	SEC Network	8 p.m.
17	at Oklahoma*	SEC Network	12 p.m.
24	Tennessee*	ESPN/2	7:30 p.m.
27	Missouri*	SEC Network	8 p.m.

FEBRUARY

1	at Florida*	ABC	12 p.m.
4	Texas A&M*	SEC Network	6 p.m.
7	at Auburn*	ESPN/2	TBD
11	at Ole Miss*	SEC Network	6 p.m.
14	South Carolina*	SEC Network	7:30 p.m.
18	Arkansas*	ESPN/2/U	6 p.m.
21	at LSU*	SEC Network	5 p.m.
25	Mississippi State*	ESPN2/U	8 p.m.
28	at Tennessee*	ESPN/2	TBD

MARCH

3	at Georgia*	ESPN News	5:30 p.m.
7	Auburn*	ESPN/2	7:30 p.m.
11-15	at SEC Tournament ⁵	ESPN	TBD

- 1 Players Era Festival (Las Vegas, Nev.)
- 2 ACC/SEC Challenge
- 3 C.M. Newton Classic (Legacy Arena)
- 4 Rocket City Classic (Huntsville, Ala.)
- 5 SEC Tournament (Nashville, Tenn.)
- * Southeastern Conference game

BOLD indicates home game

ALABAMA CRIMSON TIDE BROADCAST NOTES

BAMA'S BACKCOURT: Alabama's returning backcourt of Aden Holloway (855 points), Houston Mallette (1,427 points), Labaron Philon Jr. (655 points) and Latrell Wrightsell Jr. (1,256 points) have combined to score 4,193 points throughout their collegiate careers

BATTLE TESTED: Alabama is tied for the most Quad 1 games played this season, posting a 2-3 record in those games

AMARI ALLEN ON THE BOARDS: Amari Allen is the first UA freshman to grab 10 or more rebounds in multiple games since Noah Clowney and Brandon Miller during the 2022-23 season

SHERRELL'S BLOCK PARTY: After recording seven blocks during his freshman season, Aiden Sherrell has recorded 38 blocks, which ranks No. 1 in the SEC and No. 7 in the country (2.9 bpg)

**O LABARON PHILON JR.**

SO. / G / 6-4 / 185 / MOBILE, ALA. (LINK ACADEMY)

	PPG	RPG	APG	SPG	FG%	3FG%
25-26	21.9	3.6	5.6	1.4	55.1	42.2
CAREER	13.4	3.4	4.2	1.3	48.8	35.1

LAST GAME: DNP

NOTES: Named First Team All-SEC Preseason... Selected to the Bob Cousy Point Guard of the Year Top 20 Watch List... A 2025 SEC All-Freshman honoree... Ranks fourth on the team in scoring last season... Led Alabama in assists in 12 contests last season... Ranked as the No. 5 point guard in the 2024 class.

2025-26 HIGHS

Pts: 29, 3x, last 12/17/25 vs. USF
Rebs: 10, 12/13/25 vs. Arizona
Asts: 8, 11/3/25 vs. North Dakota
Steals: 4, 12/21/25 vs. Kennesaw St.

**1 JALIL BETHEA**

SO. / G / 6-5 / 190 / PHILADELPHIA, PA. (MIAMI)

	PPG	RPG	APG	SPG	FG%	3FG%
25-26	9.7	3.2	1.5	0.5	47.1	45.5
CAREER	7.5	2.3	1.2	0.6	38.2	35.1

LAST GAME: 15 points, 3 rebounds and 2 assists

NOTES: Averaged 7.1 points, 2.1 rebounds and 1.2 assists in 31 games during his freshman season at Miami... Scored double-figures in nine games including a season-high 21 points on Feb. 11 vs. Syracuse... A 2024 McDonald's All-American selection and won the McDonald's Slam Dunk Contest.

2025-26 HIGHS

Pts: 21, 12/7/25 vs. UTSA
Rebs: 6, 12/7/25 vs. UTSA
Asts: 2, 3x, last 12/21/25 vs. Kennesaw St.
Steals: 2, 12/7/25 vs. UTSA

**2 ADEN HOLLOWAY**

JR. / G / 6-1 / 180 / CHARLOTTE, N.C. (AUBURN)

	PPG	RPG	APG	SPG	FG%	3FG%
25-26	17.6	2.2	4.0	0.6	48.8	44.0
CAREER	10.4	1.8	2.5	0.5	41.4	37.6

LAST GAME: 26 points, 7 assists and 1 steal

NOTES: A Third Team All-SEC Preseason honoree... Averaged 11.4 points, 1.9 rebounds and 1.9 assists last season... Scored 10 or more points in 24 games coming off the bench, which led the SEC... Scored a career-high 26 points on Dec. 29 vs. South Dakota State... A 2023 McDonald's High School All-American.

2025-26 HIGHS

Pts: 26, 2x, last 12/29/25 vs. Yale
Rebs: 4, 2x, last 12/17/25 vs. USF
Asts: 10, 11/26/25 vs. Maryland
Steals: 2, 12/17/25 vs. USF

**3 LATRELL WRIGHTSELL JR.**

GR. / G / 6-3 / 195 / OMAHA, NEB. (CAL STATE FULLERTON)

	PPG	RPG	APG	SPG	FG%	3FG%
25-26	11.3	2.8	2.5	0.9	34.0	27.4
CAREER	10.6	3.1	1.9	1.1	40.8	37.4

LAST GAME: 15 points, 3 rebounds and 3 assists

NOTES: Played in eight games last season before suffering a season-ending surgery on Nov. 30 vs. Oregon... Scored double figures in six of the eight games played... Ended the season with 1,166 career points... Averaged 11.5 points, 1.8 rebounds and 2.0 assists per game while shooting 42 percent from three-point range last season.

2025-26 HIGHS

Pts: 21, 12/13/25 vs. Arizona
Rebs: 3, 7x, last 12/29/25 vs. Yale
Asts: 4, 12/7/25 vs. UTSA
Steals: 4, 11/8/25 at St. John's

**4 DAVION HANNAH**

FR. / G / 6-6 / 190 / MILWAUKEE, WISC. (LINK ACADEMY)

	PPG	RPG	APG	SPG	FG%	3FG%
25-26	3.3	1.9	0.8	0.7	46.2	36.4
CAREER	3.3	1.9	0.8	0.7	46.2	36.4

LAST GAME: DNP

NOTES: A 2025 McDonald's All-American nominee... Ranked as the No. 3 combo guard in the country... Finished high school career at Link Academy in Missouri, where teammate Labaron Philon finished his prep career... Led Link Academy as the Geico National Championship Runner-Up and the No. 2 school in the nation.

2025-26 HIGHS

Pts: 12, 11/26/25 vs. Maryland
Rebs: 8, 12/7/25 vs. UTSA
Asts: 2, 3x, last 12/7/25 vs. UTSA
Steals: 3, 11/3/25 vs. North Dakota

**5 AMARI ALLEN**

FR. / F / 6-8 / 205 / GREEN BAY, WISC. (ASHWAUBENON HS)

	PPG	RPG	APG	SPG	FG%	3FG%
25-26	10.6	7.2	3.3	1.1	46.2	34.8
CAREER	10.6	7.2	3.3	1.1	46.2	34.8

LAST GAME: 15 points, 9 rebounds, 4 assists, 1 steal and 1 block

NOTES: Ranked as a four-star recruit and the No. 17-ranked small forward in the country... Named the 2025 Wisconsin Gatorade Player of the Year... Averaged 34.1 points, 11.5 rebounds and 8.5 assists during his senior season at Ashwaubenon... Participated the NBPA Top 100 Camp

2025-26 HIGHS

Pts: 20, 12/3/25 vs. Clemson
Rebs: 11, 2x, last 12/3/25 vs. Clemson
Asts: 6, 2x, last 11/25/26 vs. Maryland
Steals: 3, 11/3/25 vs. North Dakota

**6 LONDON JEMISON**

FR. / F / 6-8 / 205 / BLOOMFIELD, CONN. (ST. THOMAS MORE)

	PPG	RPG	APG	SPG	FG%	3FG%
25-26	7.7	2.5	0.1	0.6	55.1	38.7
CAREER	7.7	2.5	0.1	0.6	55.1	38.7

LAST GAME: DNP

NOTES: A four-star recruit, Jemison is ranked as the No. 1 player from the state of Connecticut and the No. 8 player at his position... A 2025 McDonald's All-American nominee along with fellow UA Signee, Davion Hannah... Averaged 14.3 points, 4.7 rebounds, 2.2 assists and 1.2 blocks per game for Expressions Elite on the Nike EYBL Circuit

2025-26 HIGHS

Pts: 20, 12/7/25 vs. UTSA
Rebs: 5, 11/25/25 vs. UNLV
Asts: 1, 11/26/25 vs. Maryland
Steals: 2, 3x, last 12/7/25 vs. UTSA

**7 TAYLOR BOL BOWEN**

JR. / F / 6-10 / 202 / JERICHO, VT. (FLORIDA STATE)

	PPG	RPG	APG	BPG	FG%	3FG%
25-26	9.3	5.2	0.7	1.3	47.3	32.6
CAREER	6.1	4.1	0.6	1.0	47.2	34.2

LAST GAME: 5 points, 9 rebounds and 1 assist

NOTES: Totaled 329 points, 233 rebounds and 32 assists in his two seasons at Florida State... Averaged 8.0 points, 5.2 rebounds and 0.8 assists during his sophomore season at FSU while shooting 48 percent from the field and 41 percent from three-point range... A 2023 McDonald's All-American nominee coming out of high school.

2025-26 HIGHS

Pts: 17, 11/8/25 at St. John's
Rebs: 9, 3x, last 12/29/25 vs. Yale
Asts: 3, 12/3/25 vs. Clemson
Blocks: 4, 12/13/25 vs. Arizona

**10 KEITENN BRISTOW**

SO. / F / 6-10 / 205 / HOLLIDAY, TEXAS (TARLETON STATE)

	PPG	RPG	APG	SPG	FG%	3FG%
25-26	4.9	5.0	0.6	0.9	35.5	11.1
CAREER	9.8	4.5	1.2	1.0	44.8	30.1

LAST GAME: 2 points, 6 rebounds, 1 assist, 2 blocks and 1 steal

NOTES: Scored double-figures in two games this season... has played double-digit minutes in the last three games... 2024 McDonald's All-American along with fellow freshman Derrion Reid... Ranked as the No. 4 center and No. 21 overall recruit in the 2024 class... Averaged 18.8 points and 9.3 rebounds per game in the Overtime Elite League.

2025-26 HIGHS

Pts: 10, 11/19/25 vs. Illinois
Rebs: 11, 11/24/25 vs. Gonzaga
Asts: 1, 4x, last 12/29/25 vs. Yale
Blocks: 2, 12/29/25 vs. Yale

**15 NOAH WILLIAMSON**

SR. / C / 7-0 / 255 / RIGA, LATVIA (BUCKNELL)

	PPG	RPG	APG	BPG	FG%	3FG%
25-26	1.1	1.6	0.4	0.5	22.2	16.7
CAREER	10.6	5.2	1.0	0.8	51.6	31.2

LAST GAME: 3 points, 2 rebounds, 1 assist, 1 steal and 1 block

NOTES: Named the WAC Freshman of the Year, averaging 11.3 points, 4.4 rebounds and 1.4 assists per game last season at Tarleton State... Ranked in the top 40 in the nation among freshman in points per game while leading all WAC freshmen in scoring... Scored a career-high 24 points on Jan. 9 at Southern Utah.

2025-26 HIGHS

Pts: 4, 11/25/25 vs. UNLV
Rebs: 6, 11/25/25 vs. UNLV
Asts: 2, 2x, last 11/25/25 vs. UNLV
Blocks: 1, 6x, last 12/29/25 vs. Yale

**22 AIDEN SHERRELL**

SO. / F / 6-11 / 255 / DETROIT, MICH. (PROLIFIC PREP)

	PPG	RPG	APG	BPG	FG%	3FG%
25-26	9.2	6.2	0.6	2.9	52.3	32.4
CAREER	4.9	3.7	0.4	0.9	52.3	32.4

LAST GAME: 9 points, 6 rebounds and 1 block

NOTES: Averaged 3.4 points, 2.8 rebounds and 0.4 assists per game during his freshman season at UA... Scored double-digits in two contests, including a season-high 12 points on Feb. 1 vs. Georgia... Made a season-high two three-pointers on four separate occasions, including twice during the NCAA Tournament against BYU and Duke.

2025-26 HIGHS

Pts: 21, 12/21/25 vs. Kennesaw St.
Rebs: 11, 12/7/25 vs. UTSA
Asts: 2, 11/24/25 vs. Gonzaga
Blocks: 8, 2x, last 12/13/25 vs. Arizona

**95 HOUSTON MALLETTE**

GR. / G / 6-5 / 200 / ALAMEDA, CALIF. (PEPPERDINE)

	PPG	RPG	APG	SPG	FG%	3FG%
25-26	8.7	4.1	1.4	0.9	38.8	35.7
CAREER	12.6	3.4	1.9	0.8	42.8	37.5


LAST GAME: 12 points, 3 rebounds and 3 assists

NOTES: Played in six games before sitting out the rest of the season due to a season-ending injury... Scored a season-high 10 points on Dec. 18 at North Dakota... A two-time All-WCC selection... A 2024 All-WCC Honorable Mention selection... Scored 1,295 points in three seasons at Pepperdine.

2025-26 HIGHS

Pts: 19, 11/25/25 vs. UNLV
Rebs: 8, 11/3/25 vs. North Dakota
Asts: 3, 2x, last 12/29/25 vs. Yale
Steals: 3, 2x, last 12/7/25 vs. UTSA

LAST TIME OUT: NO. 14/15 ALABAMA 102 VS NR/RV YALE 78 - DEC. 29, 2025



Official Basketball Box Score - Final

Yale at Alabama

12/29/25 Coleman Coliseum, Tuscaloosa

2025-26 Men's Basketball

Game Time: 7:00 PM

Game Duration: 1:58

Attendance: 12,626

Yale - 78

Record: 11-2

NO.	Name	Min	FG M-A	3P M-A	FT M-A	Rebounds OR DR TOT	Fouls PF FD	TP	AS	TO	ST	Blocks BS BA	+/-
8	Isaac Celiscar	F 31:08	6-8	1-1	4-6	2 3 5	3 4	17	0	2	0	0	-19
42	Nick Townsend	F 35:03	6-12	2-4	4-6	3 4 7	2 3	18	0	1	0	0	-21
10	Samson Aletan	C 27:41	2-7	0-0	3-4	1 5 6	3 3	7	1	3	0	1	-18
11	Trevor Mullin	G 25:58	3-10	1-5	0-0	1 2 3	4 1	7	4	0	0	0	-14
14	Casey Simmons	G 20:46	1-9	0-2	6-8	3 5 8	2 7	8	1	1	1	0	-3
3	Jordan Brathwaite	18:44	2-4	0-0	0 2 2	1 1	6	1	1	1	0	0	-18
9	Riley Fox	18:10	4-11	2-6	2-2	1 0 1	2 0	12	0	0	1	0	-13
44	Devon Arlington	18:39	0-1	0-0	0-0	0 2 2	2 0	0	2	0	1	0	-21
12	Daniel Ogunyemi	01:19	0-0	0-0	0-0	0 0 0	0 0	0	0	0	0	0	-1
0	Courtney Wallace	00:38	0-0	0-0	0-0	0 0 0	0 0	0	1	0	0	0	2
4	Alvin Loving	00:38	0-0	0-0	0-0	0 0 0	0 0	0	0	0	0	0	2
7	Jack Sullivan	00:38	1-1	1-1	0-0	0 0 0	0 0	3	0	0	0	0	2
22	Jeannot Basima	00:38	0-0	0-0	0-0	0 0 0	0 0	0	0	0	0	0	2
Team						3 1 4	0 0	0	0	0	0	0	
Totals			25-63	9-23	19-26	14 24 38	19 19	78	10	8	3	1	-24

Major Fouls: NONE

Shooting By Period

1 st	FG%	11-32	34.4%
3PT%	6-15	40.0%	
FT%	3-7	42.9%	
2 nd	FG%	14-31	45.2%
3PT%	3-8	37.5%	
FT%	16-19	84.2%	
GM	FG%	25-63	39.7%
3PT%	9-23	39.1%	
FT%	19-26	73.1%	

Dead Ball Rebounds: 6, 0

Alabama - 102

Record: 10-3

NO.	Name	Min	FG M-A	3P M-A	FT M-A	Rebounds OR DR TOT	Fouls PF FD	TP	AS	TO	ST	Blocks BS BA	+/-
5	Amari Allen	F 29:50	4-7	2-4	5-8	4 5 9	1 5	15	4	0	1	1	13
7	Taylor Bol Bowen	F 20:41	2-7	1-4	0-0	3 6 9	1 0	5	1	1	0	0	18
22	Aiden Sherrell	F 24:54	4-8	1-3	0-1	2 4 6	3 3	9	0	1	0	0	9
2	Aden Holloway	G 27:29	9-15	5-10	3-3	0 0 0	3 3	26	7	0	1	0	16
95	Houston Mallette	G 25:24	4-9	4-9	0-0	1 2 3	1 1	12	3	0	0	0	23
15	Noah Williamson	10:56	1-3	1-3	0-0	2 0 2	4 0	3	1	1	1	0	2
10	Kaitern Bristow	15:36	1-5	0-2	0-0	4 2 6	4 1	2	1	1	1	2	11
3	Latrell Wrightsell Jr.	24:21	5-16	5-15	0-0	0 3 3	2 2	15	3	0	0	0	15
1	Jaili Bethea	19:34	4-7	3-4	4-4	1 2 3	0 4	15	2	1	0	0	18
11	Preston Murphy Jr.	00:38	0-0	0-0	0-0	0 0 0	0 0	0	0	0	0	0	-3
25	Jacob Martin	00:38	0-0	0-0	0-0	0 0 0	0 0	0	0	0	0	0	-2
Team						4 1 5	0 0	0	0	0	0	0	
Totals			34-77	22-54	12-16	21 25 46	19 19	102	22	5	4	5	24

Major Fouls: NONE

Shooting By Period

1 st	FG%	19-38	50.0%
3PT%	11-26	42.3%	
FT%	6-8	75%	
2 nd	FG%	15-39	38.5%
3PT%	11-28	39.3%	
FT%	6-8	75%	
GM	FG%	34-77	44.2%
3PT%	22-54	40.7%	
FT%	12-16	75.0%	

Dead Ball Rebounds: 2, 0

YU

ALA

Biggest lead

3 (1st 19:17)

35 (2nd 9:56)

Best Scoring Run

8 (2nd 2:59)

9 (1st 17:16)

Lead Changes

1

Times Tied

1

Time with Lead

00:18

38:23

Points from

YU

ALA

Turnovers

8

11

Paint

32

20

Second Chance

20

23

Fast Breaks

6

7

Bench

21

35

Period by Period Scoring

	1st	2nd	TOT
YU	31	47	78
ALA	55	47	102

scoring five or more points

Head Coach Nate Oats Postgame Comments

"Non-conference is over with. 10-3 with the schedule we had is not bad. We'd like to have gotten a few more of those wins, but I think we got better. This team is good; I think Yale is one of the best mid major teams in the country. James Jones does a great job with that team; I've known him for a long time. You saw in the second half, we had a hard time guarding them once they got settled in. To beat a team of this caliber by 24 going into conference play is good for our confidence. Going in, I thought we moved the ball well. We had guys take care of it well. We had four guards with a combined 17 assists and had no turnovers. Holloway had 7, Houston had 3, Amari with 4 and Wrightsell with 3. Obviously, Labaron [Philon Jr.] is super talented, but we were able to play pretty well without him, particularly on the offensive end. I mean, we had three guys make four or more threes."

"One thing I would've liked to see more of is defensive intensity for 40 minutes. I thought it was there for a bulk of the first half, but it wasn't there to start the second half. We gave up 15 points in the first minutes to start the second half, which isn't good, but I thought the next eight minutes were a lot better. I have to give Yale a lot of credit. They only had three offensive rebounds in the first half and then got 11 in the second half. They got out in transition, scored some transition buckets, drained some threes themselves. They're one of the top teams in the country in three-point percentage and they shot over 40 percent from three on us. The one good thing we did defensively was prevent Townsend from getting an assist and he leads the team in assists. They got multiple guys on their team who shoot over 50 percent from three so we didn't give up open shots to their shooters. All in all, it was a really good win going into conference play. Now we turn our attention to Kentucky who is super talented and is a big game for us to start conference play on Saturday."

2025-26 TOP PERFORMANCES

CATEGORY	ALABAMA	OPPONENTS
Points	29, 3x, last by Labaron Philon Jr. vs. South Florida, 12/17/25	29 by Braden Smith, Purdue, 11/13/25
Field Goals Made	11 by Labaron Philon Jr. vs. Gonzaga, 11/24/25	11, 2x, last by Brayden Burries, Arizona, 12/13/25
Field Goal Attempts	18, 4x, last by Latrell Wrightsell Jr. vs. UTSA, 12/7/25	19, 3x, last by Brayden Burries, Arizona, 12/13/25
3-Pointers Made	5, 6x, last by Holloway and Wrightsell Jr. vs. Yale, 12/29/25	6, by Wes Ennis, South Florida, 12/17/25
3-Pointers Attempted	14 by Latrell Wrightsell Jr. vs. UTSA, 12/7/25	15, by Wes Enis, South Florida 12/17/25
Free-Throws Made	8 last by Labaron Philon Jr. vs. Clemson, 12/3/25	11, by Josh Omojafa, South Florida 12/17/25
Free-Throws Attempted	10 by Labaron Philon Jr vs. Arizona, 12/13/25	15, by Josh Omojafa, South Florida 12/17/25
Rebounds	11, 4x, last by Aiden Sherrell vs. UTSA, 12/7/25	15, 2x, last by Tobe Awaka, Arizona, 12/13/25
Assists	10 by Aden Holloway vs. Maryland, 11/26/25	7, 2x, last by Jaden Bradley, Arizona, 12/13/25
Steals	4, 3x, last by Labaron Philon Jr. vs. Kennesaw State, 12/21/25	5 by Ivan Kharchenkov, Arizona, 12/13/25
Blocks	8, 2x, last by Aiden Sherrell vs. Arizona, 12/13/25	2, 7x, last by Frankquon Sherman, Kennesaw State, 12/21/25

QUICK FACTS

Location	Tuscaloosa, Ala.
Enrollment	40,846
Founded	April 12, 1831
Conference	Southeastern (West)
Colors	Crimson and White
Nickname	Crimson Tide
President	Dr. Peter J. Mohler
Director of Athletics	Greg Byrne
Faculty Athletics Representative	Dr. James King
Sport Administrator	Shane Lyons
Arena	Coleman Coliseum (13,474)

Coaching Staff

Head Coach	Nate Oats
Alma Mater	Maranatha Baptist, 1998
Record at Alabama	155-66 .701 (7th Season)
Career Record	251-109 .697 (11th Season)
Assistant Coaches	Preston Murphy Brian Adams Chris Fleming
Special Assistant to the Head Coach	Erwin Dudley
Director of Scouting & Analytics	Adam Bauman
Director of Player Development	Christian Pino
Video Coordinator	Brady Goka
Director of Basketball Operations	Josh Pierre
Strength and Conditioning	Henry Barrera
Athletic Trainer	Clarke Holter
Nutritionist	Amanda Branson
Graduate Managers	Christian Bridgewater, Hayden Doyle, Blake Hamilton, Jaden Orr, Marcus Zegarowski

Team Information

2024-25 Record	28-9
2024-25 SEC Record	13-5
2025 Postseason	NCAA Tournament (Elite Eight)
Final Rankings (AP/Coaches)	6/6
2024-25 H/A/N Record	12-3/9-3/7-3
Starters Returning/Lost	1/4
Letterwinners Returning/Lost	5/8
Newcomers (including transfers)	9

Program History

All-Time Record	1,831-1,111-1 (.622)
SEC Record	866-649 (.572)
SEC Regular Season Championships	9
SEC Tournament Record	74-56 (.569)
SEC Tournament Championships	8
NCAA Appearances	25 (30-25, .545)
Final Four Appearances	1 (0-1, .000)
NIT Appearances	16

Athletics Communications

Director (Basketball Contact)	Steven Gonzalez
Office	205-348-6084
Mobile	602-803-0521
E-mail	sgonzalez@ia.ua.edu
Fax	205-348-8841
Website	www.RollTide.com
Mailing Address	1201 Coliseum Drive - Room 170 Tuscaloosa, Ala. 35487

2025-26 NUMERICAL ROSTER

No.	Name	Pos.	Ht.	Wt.	Cl.	Major	Hometown (Previous School)
0	Labaron Philon Jr.	G	6-4	177	2nd		Mobile, Ala. (Link Academy)
1	Jalil Bethea%	G	6-5	190	2nd		Philadelphia, Pa. (Miami/Archbishop Wood)
2	Aden Holloway	G	6-1	180	3rd		Charlotte, N.C. (Auburn/Prolific Prep)
3	Latrell Wrightsell Jr.	G	6-3	190	6th		Omaha, Neb. (Cal State Fullerton/Omaha Central HS)
4	Davion Hannah	G	6-6	180	1st		Milwaukee, Wisc. (Link Academy)
5	Amari Allen	F	6-8	180	1st		Green Bay, Wisc. (Ashwaubenon HS)
6	London Jemison	F	6-8	200	1st		Bloomfield, Conn. (St. Thomas More)
7	Taylor Bol Bowen%	F	6-10	205	3rd		Jericho, Vt. (Florida State/Brewster Academy)
10	Keitenn Bristow%	F	6-10	190	2nd		Holliday, Texas (Tarleton State/Holliday HS)
11	Preston Murphy Jr.%	G	6-1	175	3rd		Barrington, R.I. (Northern Okla. College/New Orleans/St. Andrew's School)
15	Noah Williamson%	C	7-0	250	4th		Riga, Latvia (Bucknell/St. Thomas More)
22	Aiden Sherrell	F	6-11	240	2nd		Detroit, Mich. (Prolific Prep)
25	Jacob Martin	C	6-10	225	1st		Chapel Hill, N.C. (IMG Academy)
34	Collins Onyejiaka	C	6-11	270	1st		Boston, Mass. (The Newman School)
95	Houston Mallette	G	6-5	200	5th		Alameda, Calif. (Pepperdine/Pacifica Christian HS)

% - Transfer

2025-26 ALPHABETICAL ROSTER

No.	Name	Pos.	Ht.	Wt.	Cl.	Major	Hometown (Previous School)
5	Amari Allen	F	6-8	180	1st		Green Bay, Wisc. (Ashwaubenon HS)
1	Jalil Bethea%	G	6-5	190	2nd		Philadelphia, Pa. (Miami/Archbishop Wood)
7	Taylor Bol Bowen%	F	6-10	205	3rd		Jericho, Vt. (Florida State/Brewster Academy)
10	Keitenn Bristow%	F	6-10	190	2nd		Holliday, Texas (Tarleton State/Holliday HS)
4	Davion Hannah	G	6-6	180	1st		Milwaukee, Wisc. (Link Academy)
2	Aden Holloway	G	6-1	180	3rd		Charlotte, N.C. (Auburn/Prolific Prep)
6	London Jemison	F	6-8	200	1st		Bloomfield, Conn. (St. Thomas More)
95	Houston Mallette	G	6-5	200	5th		Alameda, Calif. (Pepperdine/Pacifica Christian HS)
25	Jacob Martin	C	6-10	225	1st		Chapel Hill, N.C. (IMG Academy)
11	Preston Murphy Jr.%	G	6-1	175	3rd		Barrington, R.I. (Northern Okla. College/New Orleans/St. Andrew's School)
34	Collins Onyejiaka	C	6-11	270	1st		Boston, Mass. (The Newman School)
0	Labaron Philon Jr.	G	6-4	177	2nd		Mobile, Ala. (Link Academy)
22	Aiden Sherrell	F	6-11	240	2nd		Detroit, Mich. (Prolific Prep)
15	Noah Williamson%	C	7-0	250	4th		Riga, Latvia (Bucknell/St. Thomas More)
3	Latrell Wrightsell Jr.	G	6-3	190	6th		Omaha, Neb. (Cal State Fullerton/Omaha Central HS)

% - Transfer

CLASS

FRESHMAN

Amari Allen
Davion Hannah
London Jemison
Collins Onyejiaka

SOPHOMORES

Jalil Bethea
Keitenn Bristow
Labaron Philon
Aiden Sherrell

JUNIORS

Taylor Bol Bowen
Aden Holloway
Preston Murphy Jr.

SENIORS/GRADUATES

Houston Mallette (Gr.)
Noah Williamson
Latrell Wrightsell Jr. (Gr.)

PRONUNCIATION GUIDE

PLAYERS

Jalil Bethea	Buh-thee-uh
Davion Hannah	Day-VEE-on
Houston Mallette	Muh-Lett
Labaron Philon	Phi-LAWN
Aiden Sherrell	Sure-EL
Latrell Wrightsell Jr.	Right-sell

COACHES

Adam Bauman	BO-man
-------------	--------

SEC STANDINGS

Conference Standings				Overall Standings		
	W	L	Pct.	W	L	Pct.
Vanderbilt	0	0	.000	13	0	1.000
Georgia	0	0	.000	12	1	.923
LSU	0	0	.000	12	1	.923
ALABAMA	0	0	.000	10	3	.769
Arkansas	0	0	.000	10	3	.769
Missouri	0	0	.000	10	3	.769
Oklahoma	0	0	.000	10	3	.769
Texas A&M	0	0	.000	10	3	.769
Tennessee	0	0	.000	9	3	.750
Auburn	0	0	.000	9	4	.692
Florida	0	0	.000	9	4	.692
Kentucky	0	0	.000	9	4	.692
Texas	0	0	.000	9	4	.692
South Carolina	0	0	.000	8	4	.667
Ole Miss	0	0	.000	8	5	.615
Mississippi State	0	0	.000	8	5	.615

2025-26 Preseason Media Poll

1. Florida
2. Kentucky
3. Tennessee
4. *Alabama*
5. Arkansas
6. Auburn
7. Missouri
8. Ole Miss
9. Texas
10. Mississippi State
11. Vanderbilt
12. Oklahoma
13. Texas A&M
14. Georgia
15. LSU
16. South Carolina

First Team All-SEC

Alex Condon - Florida
 Josh Hubbard - Mississippi State
 Otega Owhe - Kentucky
 Tahaad Pettiford - Auburn
 Labaron Philon Jr. - Alabama

Second Team All-SEC

Nate Ament - Tennessee
 Boogie Fland - Florida
 Ja'Kobi Gillespie - Tennessee
 Thomas Haugh - Florida
 Mark Mitchell - Missouri

Third Team All-SEC

Malik Dia - Ole Miss
Aden Holloway - Alabama
 Karter Knox - Arkansas
 Jaland Lowe - Kentucky
 D.J. Wagner - Arkansas

Player of the Year: Otega Owhe - Kentucky

ALABAMA'S WEEKLY NATIONAL RANKINGS

WEEK	AP/USA TODAY
PRESEASON	15/16
2	8/9
3	11/11
4	8/9
5	12/12
6	12/12
7	16/16
8	14/15
9	
10	
11	
12	
13	
14	
15	
16	
17	
18	
19	
20	
FINAL	

THE TIDE IN THE NATIONAL POLLS

MEDIA OUTLET	UA RANKING
AP Top 25	No. 14
USA Today Coaches	No. 15
NET	No. 19
KenPom	No. 17
Andy Katz Power 37	No. 11
Field of 68	No. 11
CBS Top 25	No. 15
Rothstein 45	No. 15
ESPN BPI	No. 18

ASSOCIATED PRESS POLL

WEEK 8

Rank	Team (FPV)	Record	Points	Prev. Rank
1	Arizona (38)	11-0	1428	1
2	Michigan (19)	11-0	1408	2
3	Iowa State (1)	12-0	1320	4
4	UConn	12-1	1281	5
5	Purdue	11-1	1174	6
6	Duke	11-1	1148	3
7	Gonzaga	12-1	1080	7
8	Houston	11-1	1061	8
9	Michigan State	11-1	985	9
10	BYU	11-1	966	10
11	Vanderbilt	12-0	810	13
12	North Carolina	11-1	806	12
13	Nebraska	12-0	704	15
14	Alabama	9-3	638	16
15	Texas Tech	9-3	588	19
16	Louisville	10-2	555	11
17	Kansas	9-3	494	17
18	Arkansas	9-3	470	14
19	Tennessee	9-3	460	20
20	Illinois	8-3	429	18
21	Virginia	10-1	252	T23
22	Florida	8-4	215	T23
23	Georgia	10-1	127	25
24	USC	12-1	92	NR
25	Iowa	10-2	79	NR

Others receiving votes: Kentucky 78, Seton Hall 49, Auburn 39, St. John's 23, California 19, LSU 17, UCLA 13, Clemson 9, Miami (Ohio) 6, Utah St. 5, Arizona St 5, Indiana 4, Miami 4, Saint Louis 3, Belmont 2, Baylor 1, Oklahoma St. 1, UCF 1, NC State 1.

USA TODAY/COACHES POLL

WEEK 8

Rank	Team (FPV)	Record	Points	Prev. Rank
1	Michigan (20)	11-0	764	1
2	Arizona (11)	11-0	754	2
3	Iowa State	12-0	696	4
4	UConn	12-1	662	5
5	Purdue	11-1	662	6
6	Duke	11-1	611	3
7	Gonzaga	12-1	584	7
8	Houston	11-1	565	8
9	Michigan State	11-1	532	9
10	BYU	11-1	515	10
11	Vanderbilt	12-0	433	12
12	North Carolina	11-1	402	13
13	Nebraska	12-0	371	15
14	Louisville	10-2	346	11
15	Alabama	9-3	306	16
16	Texas Tech	9-3	298	19
17	Kansas	9-3	276	17
18	Arkansas	9-3	227	14
19	Illinois	8-3	211	18
20	Tennessee	9-3	210	23
21	Virginia	10-1	189	22
22	Florida	8-4	154	21
23	Iowa	10-2	102	25
24	Georgia	10-1	60	NR
25	USC	12-1	35	NR

Others receiving votes: St. John's 32; Kentucky 32; Seton Hall 20; Utah State 15; Auburn 10; California 9; UCLA 8; Saint Louis 8; LSU 6; Yale 4; Oklahoma State 3; Saint Mary's 1; Indiana 1; Clemson 1

***BOLD** indicates UA opponent in 2025-26

SPECIALTY STATS

Opponent	Pts off				
	Paint	T/O	2ndCh	FastB	Bench
NORTH DAKOTA	30	13	1	11	30
ALABAMA	44	15	8	24	25
ST. JOHN'S	40	7	15	21	22
ALABAMA	54	19	19	21	23
PURDUE	30	8	16	0	20
ALABAMA	22	9	7	13	14
ILLINOIS	40	6	16	11	17
ALABAMA	30	9	14	16	32
GONZAGA	52	14	25	16	18
ALABAMA	42	9	10	10	27
UNLV	42	10	7	4	9
ALABAMA	42	15	16	16	38
MARYLAND	30	12	8	5	22
ALABAMA	48	12	14	16	36
CLEMSON	50	4	6	12	35
ALABAMA	32	8	14	7	15
UTSA	20	5	7	13	10
ALABAMA	30	34	22	29	52
ARIZONA	44	22	15	19	25
ALABAMA	20	9	2	18	15
SOUTH FLORIDA	36	22	29	14	22
ALABAMA	30	20	18	9	42
KENNESAW STATE	38	10	18	11	42
ALABAMA	42	22	15	15	25
YALE	32	8	20	6	21
ALABAMA	20	11	23	7	35
KENTUCKY					
ALABAMA					
VANDERBILT					
ALABAMA					
TEXAS					
ALABAMA					
MISSISSIPPI STATE					
ALABAMA					
OKLAHOMA					
ALABAMA					
TENNESSEE					
ALABAMA					
MISSOURI					
ALABAMA					
FLORIDA					
ALABAMA					
TEXAS A&M					
ALABAMA					
AUBURN					
ALABAMA					
OLE MISS					
ALABAMA					
SOUTH CAROLINA					
ALABAMA					
ARKANSAS					
ALABAMA					
LSU					
ALABAMA					
MISSISSIPPI STATE					
ALABAMA					
TENNESSEE					
ALABAMA					
GEORGIA					
ALABAMA					
AUBURN					
ALABAMA					
OPPONENT Totals	474	141	183	143	293
Average/Game	36.5	10.8	14.1	11.0	22.5
ALABAMA Totals	424	184	168	197	344
Average/Game	32.6	14.2	12.9	15.2	26.5

ALABAMA BASKETBALL NOTES

- **Non-Conference Success:** For the first time under head coach Nate Oats and first time since the 2011-12 season, Alabama won 11 games during its non-conference schedule in 2024-25
 - Last season, Alabama's non-conference opponents posted a winning percentage of .701 last season, which ranked as the ninth-highest winning percentage in the country
 - The Crimson Tide's three AP Top-25 wins was tied for the most wins in non-conference play under head coach Nate Oats, matching the 2022-23 season
- **Strength of Schedule:** After having the No. 1 strength of schedule in the nation over the last four seasons, Alabama has put together one of the toughest schedules in the country yet again. Last season, Alabama played the toughest schedule in Division I and the toughest schedule in the KenPom era (24 seasons)
 - Alabama has 12 games (10 opponents) against teams ranked in the Associated Press Top 25 Preseason Poll and 16 games including teams receiving votes in the top-25 poll
 - Five out of the 13 games the Crimson Tide will play in its non-conference schedule are against teams ranked or receiving votes in the AP Top 25 Preseason Poll
 - The SEC has six teams ranked in the AP Top 25 Preseason Poll, tied for most of any conference in the country
- **Preseason Recognition:** Alabama was ranked No. 15 in the Associated Press Preseason Top-25 poll, marking the 31st consecutive AP poll that Alabama has been featured on
 - The Crimson Tide was picked to finish fourth in the Southeastern Conference as voted on by a select panel of both SEC and national media members
 - Alabama had a pair of players projected by the SEC and national media to make the All-SEC postseason teams, including Labaron Philon Jr. (All-SEC First Team) and Aden Holloway (All-SEC Third Team)
 - Labaron Philon Jr. was also named to the Bob Cousy Point Guard of the Year Watch List for this season
- **Tide Hoops in the NBA:** Alabama is well represented in the NBA this season as the Tide currently have nine players on NBA rosters
 - During the Oats era, Alabama has produced four NBA Draft first round picks (Noah Clowney, Brandon Miller, Joshua Primo and Kira Lewis Jr.)

BAMA IN THE PROS

- Here is a list of the former Alabama players that are currently playing professionally:

Player	Team
Charles Bediako	Detroit Pistons/Motor City Cruise*
Jordan Bruner	Tachikawa Dice (Japan)
Noah Clowney	Brooklyn Nets*
JD Davison	Houston Rockets*
Keon Ellis	Sacramento Kings*
Noah Gurley	Iwate Big Bulls* (Japan)
Donta Hall	Olympiacos (Greece)
Herbert Jones	New Orleans Pelicans*
Kira Lewis Jr.	Milwaukee Bucks/Wisconsin Herd*
Brandon Miller	Charlotte Hornets*
Grant Nelson	Brooklyn Nets/Long Island Nets*
Retin Obasohan	Manresa (Spain)
Clifford Omrouyi	Maccabi Tel Aviv (Israel)
Levi Randolph	Zenit Saint Petersburg (Russia)
Alex Reese	Portland Trail Blazers/Rip City Remix*
Mark Sears	Milwaukee Bucks/Wisconsin Herd*
Jaden Shackelford	Phoenix Suns/Valley Suns*
Collin Sexton	Charlotte Hornets
Chris Youngblood	Oklahoma City Thunder/Oklahoma City Blue*

*Played for Nate Oats

RECORD WHEN...

At home	5-1
On the road	1-0
At neutral sites	4-2
In SEC games	0-0
SEC home games	0-0
SEC road games	0-0
In non-conference games	10-3
In postseason games	0-0
In overtime	0-0

In games decided by ...	
3 points or less (one possession games)	0-0
4-6 points or less (two possession games)	2-0
7 points or more	8-3

Leading at the half	9-1
Trailing at the half	1-2
Tied at the half	0-0

Shooting 40% or better	9-3
Shooting less than 40%	1-0
Opponent 40% or better	5-3
Opponent shoots less than 40%	5-0
Shooting same or better than opponent	9-1
Shooting worse than opponent	1-2

Outrebounding opponent	6-0
Opponent outrebounds UA	4-3
Rebounds are tied	0-0

70% or better on FT	9-2
less than 70% on FT	1-1
More FT att. than opponent	8-0
Less FT att. than opponent	2-3
Same FT att. as opponent	0-0

40% or better on 3PT	2-0
Less than 40% on 3PT	8-3

More turnovers than opponent	4-2
Less turnovers than opponent	6-1
Same turnovers as opponent	0-0

Scoring 80 or more points	10-2
Scoring 70-79 points	0-1
Scoring 60-69 points	0-0
Scoring 50-59 points	0-0
Scoring less than 50 points	0-0

Allowing 80 or more points	5-3
Allowing 70-79 points	3-0
Allowing 60-69 points	1-0
Allowing 50-59 points	1-0
Allowing less than 50 points	0-0

On Sunday	2-0
On Monday	2-1
On Tuesday	1-0
On Wednesday	4-0
On Thursday	0-1
On Friday	0-0
On Saturday	1-1

In November	5-2
In December	5-1
In January	0-0
In February	0-0
In March	0-0
In April	0-0

ALABAMA BASKETBALL NOTES

- Success in the SEC: Since Oats arrived at Alabama in 2019-20, the Crimson Tide has won a league-best 75 SEC contests and 155 overall wins, which ties for first in the conference.

Teams	SEC Wins
1. ALABAMA	75
T2. Auburn	72
T2. Kentucky	72
4. Tennessee	70
5. Florida	63
6. Texas A&M	56
7. Arkansas	55
8. Mississippi St.	51
9. LSU	46
10. South Carolina	42
11. Missouri	41
12. Ole Miss	40
13. Vanderbilt	36
14. Georgia	33
T15. Texas	6
T15. Oklahoma	6

Teams	Overall Wins
T1. ALABAMA	155
T1. Auburn	155
3. Tennessee	153
4. Arkansas	143
5. Florida	139
T6. Texas	138
T6. Kentucky	138
8. Texas A&M	130
9. Mississippi St.	127
T10. Oklahoma	119
T10. LSU	119
T12. Missouri	108
T12. Ole Miss	108
14. Georgia	104
15. Vanderbilt	103
16. South Carolina	99

AWARDS TRACKER

LABARON PHILON

- First Team All-SEC
- Coaches Preseason First Team All-SEC
- NABC Player of the Year Watch List
- Bob Cousy Point Guard of the Year Preseason Top 20 Watch List
- Oscar Robertson Preseason Watch List
- John Wooden Award Preseason Top 50
- SEC Player of the Week: Nov. 10, Nov. 24 & Dec. 8

ADEN HOLLOWAY

- Third Team All-SEC
- Coaches Preseason Third Team All-SEC

AMARI ALLEN

- SEC Freshman of the Week: Nov. 24 & Dec. 1

TEAM AWARDS

- NCAA Team of the Week: Nov. 10

BLUE COLLAR PTS

The Hard Hat Award is something created by head coach Nate Oats which is handed out to a Crimson Tide men's basketball player at the end of each game. The Blue Collar point system accumulates over the course of a game with the highest game total receiving the Hard Hat. Deflections, steals, blocks, rebounds and loose balls count for one point. Offensive rebounds are worth 1.5 points, floor dives are two and charges are worth four points.

OPPONENT.....TEAM TOTAL.....HARD HAT AWARD

North Dakota.....	107.0	Amari Allen (22.5)
No. 5/6 St. John's.....	106.5	Taylor Bol Bowen (26.0)
No. 2/1 Purdue.....	76.0	Labaron Philon Jr. (13.0)
No. 8/8 Illinois.....	102.5	Amari Allen (21.0)
No. 13/12 Gonzaga.....	95.5	Keitenn Bristow (20.5)
UNLV.....	96.5	Taylor Bol Bowen (13.5)
Maryland.....	95.5	Aiden Sherrell (22.5)
Clemson.....	95.5	Aiden Sherrell (23.0)
UTSA.....	141.0	Amari Allen (27.0)
Arizona.....	59.5	Labaron Philon Jr. (18.0)
South Florida.....	114.5	Aiden Sherrell (21.5)
Kennesaw State.....	97.5	Latrell Wrightsell Jr. (15.0)
Yale.....	87.5	Amari Allen (17.0)
Kentucky.....		
Vanderbilt.....		
Texas.....		
Mississippi State.....		
Oklahoma.....		
Tennessee.....		
Missouri.....		
Florida.....		
Texas A&M.....		
Auburn.....		
Ole Miss.....		
South Carolina.....		
Arkansas.....		
LSU.....		
Mississippi State.....		
Tennessee.....		
Georgia.....		
Auburn.....		

HARD HAT WINNERS

Aiden Sherrell.....	4
Amari Allen.....	4
Taylor Bol Bowen.....	2
Labaron Philon Jr.	2
Keitenn Bristow.....	1
Latrell Wrightsell Jr.	1

CUMULATIVE BLUE COLLAR POINTS TOTAL

Amari Allen.....	194.0
Aiden Sherrell.....	183.5
Houston Mallette.....	144.0
Taylor Bol Bowen.....	132.5
Labaron Philon Jr.	130.0
Latrell Wrightsell Jr.	74.5
London Jemison.....	74.5
Davion Hannah.....	73.5
Noah Williamson.....	64.5
Aden Holloway.....	58.5
Collins Onyejiaka.....	10.5

TOTALS.....1275.0

BREAKING DOWN THE STARTING LINEUP

Opponent (W/L)	G	G	G	F	C
vs. North Dakota	Philon Jr.	Mallette	Allen	Bol Bowen	Sherrell
at No. 5/6 St. Johns	Philon Jr.	Holloway	Mallette	Bol Bowen	Sherrell
vs. No. 2/1 Purdue	Philon Jr.	Holloway	Mallette	Bol Bowen	Sherrell
vs. No. 8/8 Illinois	Philon Jr.	Holloway	Wrightsell Jr.	Bol Bowen	Sherrell
vs. No. 12/10 Gonzaga	Philon Jr.	Holloway	Mallette	Bol Bowen	Sherrell
vs. UNLV	Philon Jr.	Holloway	Mallette	Bol Bowen	Sherrell
vs. Maryland	Philon Jr.	Holloway	Mallette	Bol Bowen	Sherrell
vs. RV/RV Clemson	Philon Jr.	Mallette	Allen	Bol Bowen	Sherrell
vs. UTSA	Philon Jr.	Mallette	Wrightsell Jr.	Allen	Sherrell
vs. No. 1/2 Arizona	Philon Jr.	Holloway	Wrightsell Jr.	Bol Bowen	Sherrell
vs. South Florida	Philon Jr.	Holloway	Wrightsell Jr.	Jemison	Sherrell
vs. Kennesaw State	Philon Jr.	Holloway	Mallette	Allen	Sherrell
vs. NR/RV Yale	Holloway	Mallette	Allen	Bol Bowen	Sherrell
vs. RV/RV Kentucky					

at Vanderbilt

vs. Texas

at Mississippi State

at Oklahoma

vs. Tennessee

vs. Missouri

at Florida

vs. Texas A&M

at Auburn

at Ole Miss

vs. South Carolina

vs. Arkansas

at LSU

vs. Mississippi State

at Tennessee

at Georgia

vs. Auburn

Consecutive starts: N/A

Number of different starting lineups: 7

Record by Lineup (bold indicates most recent lineup)

1-0	Holloway, Mallette, Allen, Bol Bowen, Sherrell
1-0	Philon Jr., Holloway, Mallette, Allen, Sherrell
1-0	Philon Jr., Holloway, Wrightsell Jr., Jemison, Sherrell
1-1	Philon Jr., Holloway, Wrightsell Jr., Bol Bowen, Sherrell
1-0	Philon Jr., Mallette, Wrightsell Jr., Allen, Sherrell
3-2	Philon Jr., Holloway, Mallette, Bol Bowen, Sherrell
2-0	Philon Jr., Mallette, Allen, Bol Bowen, Sherrell

DUNKS

Sherrell	11	Philon Jr.	32
Allen	6	Allen	32
Philon Jr.	4	Hannah	19
Bol Bowen	3	Sherrell	19
Hannah	2	Wrightsell Jr.	19
Jemison	2	Mallette	18
Martin	1	Holloway	16
Onyejiaka	1	Williamson	14
Bristow	1	Bethea	13
Bethea	1	Bol Bowen	11
		Bristow	10
		Jemison	8
		Murphy Jr.	1

TOTALS

32

FLOOR DIVES

Mallette	8	TOTALS	194
Allen	7		
Bol Bowen	5		
Jemison	5	Allen	1
Wrightsell Jr.	5	Philon Jr.	1
Hannah	4	Wrightsell Jr.	1
Philon Jr.	3	Bethea	1
Williamson	3		
Holloway	3	TOTALS	4
Bethea	2		
Sherrell	1		

TOTALS

46

SEASON DEFLECTIONS

Philon Jr.	32
Allen	32
Hannah	19
Sherrell	19
Wrightsell Jr.	19
Mallette	18
Holloway	16
Williamson	14
Bethea	13
Bol Bowen	11
Bristow	10
Jemison	8
Murphy Jr.	1

SEASON CHARGES

Allen	1
Philon Jr.	1
Wrightsell Jr.	1
Bethea	1
TOTALS	4

BY THE NUMBERS

4

Since arriving to campus, Nate Oats has won four of the 13 SEC trophies that have been handed out during that span, which is an SEC-best winning a pair of SEC season championships and two SEC tournament titles

7

Ranked No. 7 overall 2025 signing class according to On3 and it is the first time in program history UA has had six straight top-15 signing classes in the modern era

11

Former UA players under head coach Nate Oats that are currently on an NBA roster or an NBA G League roster

9

Alabama has 9 opponents on its schedule that are currently ranked in the AP Top 25 Poll

24

Alabama welcomes the No. 24 overall transfer signing class by 247Sports, highlighted by 2024 McDonald's High School All-American Jalil Bethea, WAC Freshman of the Year Keitenn Bristow and the Patriot League Player of the Year Noah Williamson

75

In his first six seasons at Alabama, Nate Oats has won 75 SEC contests, which is the most in the conference

155

The Tide has won 155 games over the past seven years under Nate Oats, which ties for first in the SEC during that span (21.9 wins per season)

866

Number of SEC wins for Alabama, which ranks second among all league teams (Kentucky has 1,068). The Crimson Tide's SEC winning percentage of .596 is tied for second-best with Tennessee and behind Kentucky (.772)

1,831

Number of all-time wins for Alabama in 111 years of basketball, which ranks third in the SEC behind Kentucky and Arkansas

THE TIDE AMONG THE BEST

Alabama has been one of the most successful programs in the country over the last six seasons. Over the past six seasons, Alabama has won 139 games, which ranks No. 8 in the country and No. 1 in the SEC.

SEC TEAMS	NUMBER OF WINS
1. ALABAMA	139
2. Tennessee	136
3. Auburn	130
4. Arkansas	123
T5. Florida	120
T5. Texas	119
7. Texas A&M	114
8. Kentucky	113
9. Mississippi State	107
10. Oklahoma	100
11. LSU	98
T12. Missouri	93
T12. Ole Miss	93
14. Vanderbilt	92
15. Georgia	88
16. South Carolina	81

TEAM	NUMBER OF WINS
1. Houston	172
2. Gonzaga	156
3. Purdue	146
4. Duke	145
5. Drake	144
T6. UConn	142
T6. Arizona	142
8. ALABAMA	139
9. Kansas	137
10. Tennessee	136
T11. UAB	134
T11. Saint Mary's (CA)	134
T13. San Diego St.	132
T13. Baylor	132
15. North Carolina	131
16. Auburn	130

KENTUCKY HISTORY

Overall Series Record..... Kentucky leads, 117-44
 Last Five Contests..... Alabama leads, 4-1
 Last 10 Contests..... Alabama leads, 6-4
 At Kentucky..... Kentucky leads, 60-12 (Alabama Streak: won 2)
 At Alabama..... Kentucky leads, 32-27 (Alabama Streak: won 2)
 At Coleman Coliseum..... Kentucky leads, 21-20
 Neutral Site..... Kentucky leads, 28-6
 Series Streak..... Alabama's streak is currently at 3
 Last Meeting..... March 14, 2025 (No. 5 Alabama defeated No. 15 Kentucky 99-70)

ABOUT KENTUCKY

- Kentucky has collected nine Associated Press Top-25 wins under head coach Mark Pope
- The Wildcats are scoring 19.0 fastbreak points per game, which ranks No. 7 in the country
- Kentucky is 15-0 during Pope's two seasons when UK limits its opponents to 66 points or less
- Kentucky has had eight different leading scorers or co-leaders through its first 13 games of the season
- In its wins this season, UK is posting 20.9 assists per game, which ranks eighth-most among power conference schools
- Kentucky is 20-4 under Mark Pope when eclipsing double-digit three-pointers

OATS' MCDONALD'S ALL-AMERICANS

Since Nate Oats arrived at Alabama in 2019, the Tide have had 10 players on its roster that were named McDonald's High School All-Americans.

2019-20

Jahvon Quinerly

2020-21

Jahvon Quinerly

2021-22

Nimari Burnett

JD Davison

Jahvon Quinerly

2022-23

Jaden Bradley

Nimari Burnett

Brandon Miller

Jahvon Quinerly

2023-24

N/A

2024-25

Aden Holloway

Derrion Reid

Aiden Sherrell

2025-26

Jalil Bethea

Aden Holloway

Aiden Sherrell

TIDE	TALE OF THE TAPE	KENTUCKY
2025-26	Season	2025-26
10-3	Overall	9-4
8-2	Last 10	7-3
4-1	Last 5	4-1
94.5	PPG	84.9
81.6	OPP PPG	67.8
+12.9	Margin	+17.2
.468	FG%	.485
.419	FG% DEF	.392
.358	3PT%	.337
.321	3PT% DEF	.289
13.1	3PT MPG	8.8
.761	FT%	.748
42.2	RPG	40.2
41.1	OPP RPG	32.6
+1.2	Margin	+7.6
17.6	APG	18.3
10.1	TOs PG	10.2
6.9	BPG	4.6
7.3	SPG	7.6

THE TIDE IN THE NATIONAL & CONFERENCE STATS

- Below is a breakdown of where UA ranks in the SEC and NCAA (numbers as of 12/30)

CATEGORY	STAT	SEC ONLY	NCAA
Three Point Attempts Per Game	36.5	1	2
Blocks Per Game	6.9	2	3
Three Pointers Per Game	13.1	1	3
Scoring Offense	94.5	3	8
Defensive Rebounds Per Game	29.2	3	18
Rebounds Per Game	42.2	4	21
Assist/TO Ratio	1.8	6	22
Turnovers Per Game	10.1	3	34
Assists Per Game	17.6	6	47
Effective Field Goal %	.564	7	50
Fastbreak Points	15.5	6	50
Free Throw Percentage	76.1	5	52
Scoring Margin	12.9	11	67
Offensive Rebounds Per Game	13.0	6	67
Free Throws Made Per Game	17.6	9	74
Bench Points Per Game	29.2	8	87
Three Point Percentage	35.8	5	93
Free Throw Attempts Per Game	23.2	8	99
Field Goal Percentage Defense	41.9	11	103
Field Goal Percentage	46.8	12	124
Three Point Percentage Defense	32.1	9	138
Steals Per Game	7.3	10	167
Turnover Margin	0.8	9	171
Rebound Margin	1.2	16	210
Fouls Per Game	18.8	13	272
Turnovers Forced Per Game	10.9	13	308
Scoring Defense	81.6	16	330

- Below is a breakdown of key stats in Alabama's wins compared to the same stats in its losses this year.

GAMES	POINTS PER GAME	FG%	3FG%	REBS PER GAME	ASTS PER GAME
	UA-OPP (MARGIN)	UA / OPP	UA / OPP	UA / OPP (MARGIN)	UA / OPP
Won (10)	98.9-78.3 (+20.6)	.475/.405	.358/.310	45.2/38.0 (+7.2)	18.7/13.4
Lost (3)	80.0-92.7 (-12.7)	.444/.459	.356/.362	32.0/50.7 (-18.7)	14.0/15.0



When Nate Oats was formally introduced as head men's basketball coach at The University of Alabama on March 28, 2019, he promised fans would see an entertaining, up-tempo and fast-paced style of play. And that's exactly what he has delivered during his five years in Tuscaloosa highlighted by Alabama's first-ever appearance in the NCAA Final Four.

Oats continues to lead the Crimson Tide men's basketball resurgence to national prominence, having guided his team to 117 wins, highlighted by a pair of SEC Regular Season championships, two SEC Tournament championships, three trips to the Sweet 16 and the program's first ever appearance in the Final Four. Oats the only coach in program history to win multiple SEC regular season and tournament championships. He has compiled a record of 117-54 (.684) in his five years at The Capstone. In fact, in his nine years as a head coach, Oats owns an impressive record of 213-97 (.687) and has led his teams to NCAA Tournament appearances seven separate times with one of those years being the global pandemic.

After agreeing to contract extensions in 2021 and 2023, Oats received a third contract extension during the 2024 season that is set to keep him in charge of the Crimson Tide basketball program through the 2030 season.

Alabama Highlights

- Compiled 117 wins in his first five seasons highlighted by a pair of SEC Regular Season championships, two SEC Tournament championships, three trips to the Sweet 16 and the program's first-ever appearance in the Final Four (2024)
- Became the fastest coach in program history reach 100 wins at UA
- Coached six players that have been selected in the NBA Draft, including tying the program-record for highest draft pick in program history in Brandon Miller (Selected No. 2 by the Charlotte Hornets in the 2023 NBA Draft)
- Guided Alabama to the 2024 Final Four, the first time UA has appeared in the Final Four after defeating Charleston, Grand Canyon, North Carolina and Clemson
- Led the Crimson Tide to the overall No. 1 seed in the 2023 NCAA Tournament for the first time in program history
- Won a program-record 31 games in 2023 including sweeping the SEC regular season and tournament championships
- In his five seasons at Alabama, Oats has won 62 Southeastern Conference games, which is tied for most in the SEC along with Kentucky during that span
- Oats and the Crimson Tide have risen to the challenge as Alabama has 18 AP Top 25 wins including defeating the No. 1 team in the country twice during the 2022-23 season, becoming the first team since 1965-66 (Duke) with multiple wins over the AP No. 1 team before the New Year.
- 2021 SEC Coach of the Year after leading the Tide to the 2021 SEC regular season and tournament championships in his second season at Alabama
- Since arriving on campus, Oats has signed five consecutive top-15 signing classes, including the No. 2 recruiting class in the country in 2024, the highest-ranked recruiting class in program history
- Coached Brandon Miller who became the first SEC player to win SEC Freshman of the Year, Player of the Year and Tournament MVP in the same season

CAREER HISTORY AND RESULTS

UNIVERSITY OF BUFFALO, HEAD COACH, 2015-19

Year	Record	Pct.	MAC Record	Pct.	Postseason
2015-16	20-15	.571	10-8	.556	NCAA First Round
2016-17	17-15	.531	11-7	.611	
2017-18	27-9	.750	15-3	.833	NCAA Second Round
2018-19	32-4	.889	16-2	.889	NCAA Second Round
Total (4)	96-43	.696	52-20	.722	

UNIVERSITY OF ALABAMA, HEAD COACH, 2019-PRESENT

Year	Record	Pct.	SEC Record	Pct.	Postseason
2019-20	16-15	.516	8-10	.444	NA
2020-21	26-7	.788	16-2	.889	NCAA Tournament Sweet 16
2021-22	19-14	.575	9-9	.500	NCAA Tournament First Round
2022-23	31-6	.838	16-2	.889	NCAA Tournament Sweet 16
2023-24	25-12	.676	13-5	.722	NCAA Tournament Final Four
2024-25	28-9	.757	13-5	.722	NCAA Tournament Elite 8
2025-26	10-3	.769	0-0	.000	
Total (7)	155-66	.701	75-33	.694	
Total (11)	251-109	.697	127-53	.706	


HONORS

SEC Coach of the Year (2021)
MAC Coach of the Year (2018, 2019)
NABC District Coach of the Year (2018, 2019)
4x Regular Season Champions (2x MAC, 2x SEC)

POSTSEASON

5x Conference Tournament Champions (MAC 3x, SEC 5x)
7 NCAA Tournaments
4 Sweet 16 Appearances
2 Elite Eights
1 Final Four

OATS' TIMELINE



COACHING TREE

Alabama Asst. Coach 2023-2025	Ryan Pannone	Arkansas State Head Coach 2025-current
Alabama Asst. Coach 2023-2024	Austin Claunch	UTSA Head Coach 2024-current
Alabama Asst. Coach 2008-2023	Antoine Pettway	Kennesaw State Head Coach 2023-current
Alabama Asst. Coach 2019-2023	Bryan Hodgson	South Florida Head Coach 2025-current
Alabama Asst. Coach 2019-2023	Charlie Henry	Georgia Southern Head Coach 2023-current

MEET THE STAFF

**PRESTON MURPHY****Assistant Coach**

- Enters his third season as an assistant coach with the Crimson Tide
- Known as an elite recruiter, Murphy spearheaded Alabama's 2025 signing that was ranked No. 7 in the country and the 2024 signing class that was ranked No. 2 in the country, the highest ranked recruiting class in the program's history
- Played collegiately at Rhode Island, scoring 1,218 career points and ranks third all-time on Rhode Island's list of career three-pointers made (181)

**BRIAN ADAMS****Assistant Coach**

- Entering his second season at Alabama
- Has a decades worth of coaching in the NBA ranks, working with players that include Cade Cunningham, Joel Embiid, Blake Griffin, James Harden and Chris Paul
- Known for his ability to create an identity on the defensive end of the court, which includes six top-5 defenses throughout his time in the NBA, including the No. 1 defense in 2008 with the NBA champion Boston Celtics

**CHRIS FLEMING****Assistant Coach**

- Enter his first season at Alabama
- Has a decades worth of coaching in the NBA ranks, working with 11 NBA All-Stars during his 10 years spent coaching in the NBA, including Demar DeRozan, Nikola Jokic, Brooke Lopez, Lauri Markkanen and D'Angelo Russell
- Coached NBA Champion, Dirk Nowitzki, along with Dennis Schroeder and Daniel Theis during his time coaching the German National Team

**ADAM BAUMAN****Director of Scouting and Analytics**

- In his seventh season at Alabama and in his third year serving as the program's director of scouting and analytics
- Responsible for overseeing the budget, scheduling, all analytics, recruiting coordinator, advance scouting and camps, among other duties

**ERWIN DUDLEY****Special Assistant to the Head Coach**

- Begins his first season as Special Assistant to the Head Coach and his third season overall at Alabama
- Spent the last two seasons as graduate assistant for the Crimson Tide
- One of six Alabama players to be named SEC Player of the Year while leading Alabama to an SEC Western Division title in 2002

**CHRISTIAN PINO****Director of Player Development**

- In his seventh season at Alabama and in his fourth year serving as the program's director of player development
- Responsible for skill development, as well as assisting with practice plans and game charts.

**BRADY GOKA****Video Coordinator**

- In his second season on the staff after spending the previous four years as a graduate assistant and student manager
- Responsible for assisting with Bamalytics, charting live in-game stats and creating postgame reports

Director of Basketball Operations - Josh Pierre • Athletic Trainer - Clarke Holter • Strength & Conditioning Coach - Henry Barrera • Nutritionist - Amanda Branson



LABARON
PHILON JR.

Mobile, Ala.
Link Academy

Guard / Sophomore / 6-4 / 185

CAREER HIGHS

Points	29	3x, last vs. South Florida (12/17/25)
Rebounds	10	vs. Arizona (12/13/25)
Assists	9	2x, last vs. Illinois (11/20/24)
Steals	5	at Tennessee (3/1/25)
Blocks	2	vs. UNC Asheville (11/4/24)
Minutes	37	vs. Gonzaga (11/24/25)
Field Goals	11	vs. Gonzaga (11/24/25)
FG Att.	18	2x, last vs. Gonzaga (11/24/25)
3-Point FG	3	11x, last vs. South Florida (12/17/25)
3-Point Att.	7	2x, last vs. Clemson (12/3/25)
Free Throws	8	vs. Clemson (12/3/25)
FT Att.	10	vs. Arizona (12/13/25)

2025-26 SEASON HIGHS

Points	29	3x, last vs. South Florida (12/17/25)
Rebounds	10	vs. Arizona (12/13/25)
Assists	8	vs. North Dakota (11/3/25)
Steals	4	2x, last vs. Kennesaw State (12/21/25)
Blocks	1	4x, last vs. South Florida (12/17/25)
Minutes	37	vs. Gonzaga (11/24/25)
Field Goals	11	vs. Gonzaga (11/24/25)
FG Att.	18	2x, last vs. Gonzaga (11/24/25)
3-Point FG	3	6x, last vs. South Florida (12/17/25)
3-Point Att.	7	vs. Clemson (12/3/25)
Free Throws	8	vs. Clemson (12/3/25)
FT Att.	10	vs. Arizona (12/13/25)

MISCELLANEOUS STATS

CATEGORY	2025-26	CAREER
Double-digit scoring	12	33
20+ point games	9	11
Double-digit rebounding	1	1
Double-doubles	1	1
Led UA in scoring	8	11
Led UA in rebounding	2	3
Led UA in three-pointers	5	9
Led UA in assists	8	20
Led UA in steals	4	19
Led UA in blocks	1	3
5+ assist games	9	20
3+ three-pointers	6	11
3+ steal games	3	9
3+ block games	0	0

PHILON JR.'S NOTES



2025-26 Alabama Men's Basketball
Individual Game-by-Game
All games

Page 1/17
as of Dec 30, 2025

#0 PHILON, Labaron

Opponent	Date	GS	MIN	Total		3-Pointers		Free throws		Rebounds				PF	A	TO	BLK	STL	PTS	AVG
				FG-FGA	PCT	3FG-3FGA	PCT	FT-FTA	PCT	OFF	DEF	TOT	AVG							
North Dakota	11/03/2025	*	30:51	9-13	.692	2-4	.500	2-2	1.000	0	3	3	3.0	0	8	4	1	0	22	22.0
at St. John's (NY)	11/08/2025	*	28:56	10-17	.588	2-5	.400	3-6	.500	1	2	3	3.0	4	3	1	0	1	25	23.5
Purdue	11/13/2025	*	27:56	5-14	.357	1-6	.167	0-1	.000	0	4	4	3.3	2	7	4	1	3	11	19.3
vs Illinois	11/19/2025	*	24:44	9-18	.500	3-6	.500	3-4	.750	2	0	2	3.0	4	5	1	0	1	24	20.5
vs Gonzaga	11/24/2025	*	36:54	11-18	.611	3-6	.500	4-7	.571	0	0	0	2.4	3	7	6	0	2	29	22.2
vs UNLV	11/25/2025	*	22:42	6-10	.600	0-3	.000	1-3	.333	1	3	4	2.7	1	4	2	0	2	13	20.7
vs Maryland	11/26/2025	*	25:09	7-11	.636	2-4	.500	4-4	1.000	0	4	4	2.9	3	6	5	0	0	20	20.6
Clemson	12/03/2025	*	33:15	9-17	.529	3-7	.429	8-8	1.000	0	1	1	2.6	4	3	2	0	0	29	21.6
UTSA	12/07/2025	*	22:13	7-11	.636	3-6	.500	3-4	.750	2	5	7	3.1	1	6	0	0	4	20	21.4
vs Arizona	12/13/2025	*	34:06	7-16	.438	3-6	.500	7-10	.700	0	10	10	3.8	0	5	5	1	0	24	21.7
South Fla.	12/17/2025	*	31:14	10-15	.667	3-5	.600	6-7	.857	0	3	3	3.7	1	7	1	1	0	29	22.4
vs Kennesaw St.	12/21/2025	*	26:39	7-16	.438	2-6	.333	1-2	.500	0	2	2	3.6	0	6	2	0	4	17	21.9
Totals			12	344:39	.551	27-64	.422	42-58	.724	6	37	43	3.6	23	67	33	4	17	263	21.9

Player Averages

Games Played	Minutes/game	Points/game	FG Pct	3FG Pct	FT Pct	Rebounds/game	Assists/game	Turnovers/game	Assist/Turnover ratio	Steals/game	Blocks/game
12	28.7	21.9	55.1	42.2	72.4	3.6	5.6	2.8	2.0	1.4	0.3

2024-25

- An SEC All-Freshman Team honoree, becoming the eighth UA freshman to receive the honor under Coach Oats
- A three-time SEC Freshman of the Week honoree and one of three SEC freshmen to win the honor three times throughout the 2024-25 season
- Played in all 37 games including 29 starts
- Averaged 10.6 points, 3.3 rebounds, 3.8 assists and 1.4 steals per game
- Ranked No. 8 in the SEC in assists and No. 4 in assist/turnover ratio (2.2)
- Scored double-figures in 21 contests including a season-high 21 on Dec. 29 vs. South Dakota State and March 14 vs. Kentucky
- Led Alabama in assists in 12 contests, dishing out a season-high nine assists in the season opener vs. UNC Asheville and Nov. 20 vs. Illinois

Prep

- Ranked as the No. 30 overall recruit by ESPN, No. 32 by 247Sports and No. 33 by On3 in the class of 2024
- Ranked as the No. 5 point guard in the 2024 class by On3
- Finished his high school career at Link Academy in Missouri
- Originally from Mobile, Ala., Philon was named Mr. Basketball while at Baker High School
- In his final season at Barker, Philon averaged 35.0 points, 6.2 rebounds, 3.9 assists and 2.6 steals per game in 2022-23.
- A two-time Class 7A Player of the Year, Philon scored 2,334 points in his three seasons at Barker
- Was AAU teammates with fellow Crimson Tide freshman Derrion Reid for Team Thad in 2023
- Averaged 12.6 points and 4.5 assists on the Nike EYBL Circuit for Team Thad

PHILON JR.'S CAREER STATS

Year	GP	GS	Min	Avg	FG	FGA	Pct	3FG	3FGA	Pct	FT	FTA	Pct	Off	Def	Tot	Avg	PF	FO	Ast	TO	Blk	Stl	Pts	Avg
2024-25	37	29	914	24.7	142	314	.452	39	124	.315	69	90	.767	32	90	122	3.3	62	1	140	64	12	50	392	10.6
2025-26	12	12	345	28.7	97	176	.551	27	64	.422	42	58	.724	6	37	43	3.6	23	0	67	33	4	17	263	21.9
TOTAL	49	41	1259	25.7	239	490	.488	66	188	.351	111	148	.750	38	127	165	3.4	85	1	207	97	16	67	655	13.4



JALIL BETHEA

Philadelphia, Pa.
Miami
Archbishop Wood

Guard / Sophomore / 6-5 / 190

CAREER HIGHS

Points	21	2x, last vs. UTSA (12/8/25)
Rebounds	6	3x, last vs. UTSA (12/8/25)
Assists	5	at California (1/25/25)
Steals	3	Mount St. Mary's (12/21/24)
Blocks	1	3x, last vs. Kennesaw State (12/21/25)
Minutes	32	Syracuse (2/11/25)
Field Goals	6	3x, last vs. UTSA (12/8/25)
FG Att.	14	Duke (2/25/25)
3-Point FG	5	vs. UTSA (12/8/25)
3-Point Att.	10	vs. UTSA (12/8/25)
Free Throws	6	Syracuse (2/11/25)
FT Att.	7	Syracuse (2/11/25)

2025-26 SEASON HIGHS

Points	21	vs. UTSA (12/8/25)
Rebounds	6	vs. UTSA (12/8/25)
Assists	2	4x, last vs. Yale (12/29/25)
Steals	2	vs. UTSA (12/8/25)
Blocks	1	vs. Kennesaw State (12/21/25)
Minutes	22	vs. UTSA (12/8/25)
Field Goals	6	vs. UTSA (12/8/25)
FG Att.	12	vs. UTSA (12/8/25)
3-Point FG	5	vs. UTSA (12/8/25)
3-Point Att.	10	vs. UTSA (12/8/25)
Free Throws	5	vs. South Florida (12/17/25)
FT Att.	6	vs. South Florida (12/17/25)

MISCELLANEOUS STATS

CATEGORY	2025-26	CAREER
Double-digit scoring	3	12
20+ point games	1	2
Double-digit rebounding	0	0
Double-doubles	0	0
Led UA in scoring	1	1
Led UA in rebounding	0	0
Led UA in three-pointers	1	1
Led UA in assists	0	0
Led UA in steals	0	0
Led UA in blocks	0	0
5+ assist games	0	1
3+ three-pointers	2	5
3+ steal games	0	1
3+ block games	0	0

BETHEA'S CAREER STATS

Year	GP	GS	Min	Avg	FG	FGA	Pct	3FG	3FGA	Pct	FT	FTA	Pct	Off	Def	Tot	Avg	PF	FO	Ast	TO	Blk	Stl	Pts	Avg
2024-25*	31	16	587	18.9	75	204	.368	30	92	.326	41	50	.820	3	62	65	2.1	43	0	36	34	2	18	221	7.1
2025-26	6	0	82	13.7	16	34	.471	10	22	.455	16	18	.889	3	16	19	3.2	7	0	9	3	1	3	58	9.7
TOTAL	37	16	669	18.1	91	238	.382	40	414	.351	57	68	.838	6	78	84	2.3	50	0	45	37	3	21	279	7.5

* Stats are from Miami (FL)

BETHEA'S NOTES



2025-26 Alabama Men's Basketball
Individual Game-by-Game
All games

Page 2/17
as of Dec 30, 2025

#1 BETHEA, Jalil

Opponent	Date	GS	MIN	Total		3-Pointers		Free throws		Rebounds				PF	A	TO	BLK	STL	PTS	AVG
				FG-FA	PCT	3FG-3FGA	PCT	FT-FTA	PCT	OFF	DEF	TOT	AVG							
Clemson	12/03/2025		06:09	1-2	.500	0-1	.000	0-0	.000	1	2	3	3.0	1	2	0	0	0	2	2.0
UTSA	12/07/2025		21:56	6-12	.500	5-10	.500	4-4	1.000	0	6	6	4.5	1	2	0	0	2	21	11.5
vs Arizona	12/13/2025		02:37	1-2	.500	1-2	.500	1-2	.500	0	0	0	3.0	0	0	0	0	0	4	9.0
South Fla.	12/17/2025		13:32	0-4	.000	0-2	.000	5-6	.833	1	2	3	3.0	3	1	1	0	1	5	8.0
vs Kennesaw St.	12/21/2025		18:28	4-7	.571	1-3	.333	2-2	1.000	0	4	4	3.2	2	2	1	1	0	11	8.6
Yale	12/29/2025		19:34	4-7	.571	3-4	.750	4-4	1.000	1	2	3	3.2	0	2	1	0	0	15	9.7
Totals		0	82:16	16-34	.471	10-22	.455	16-18	.889	3	16	19	3.2	7	9	3	1	3	58	9.7

Player Averages

Games Played	Minutes/game	Points/game	FG Pct	3FG Pct	FT Pct	Rebounds/game	Assists/game	Turnovers/game	Assist/Turnover ratio	Steals/game	Blocks/game
6	13.7	9.7	47.1	45.5	88.9	3.2	1.5	0.5	3.0	0.5	0.2

2024-25

- Averaged 7.1 points, 2.1 rebounds and 1.2 assists in 31 games in his freshman season
- Scored double-figures in nine games including a season-high 21 points on Feb. 11 vs. Syracuse
- One of five ACC freshmen to record 10+ points, 5+ rebounds and 5+ assists in a game in 2024-25
- Tallied three-plus assists on five occasions
- Named to the Jerry West Shooting Guard Preseason Top 20

Prep

- A 2024 McDonald's All-American selection and won the McDonald's Slam Dunk Contest
- Named the 2024 Pennsylvania Gatorade Player of the Year while being tabbed as the Pennsylvania Sports Writers Class 6A Player of the Year
- A 2024 Naismith Second Team All-American selection
- A consensus five-star, top-10 recruit in the nation
- Two-time Philadelphia Catholic League MVP (2024 Co-MVP, 2023)
- Two-time PIAA Class 6A First Team All-State honoree
- Archbishop Wood's all-time leading scorer at 1,693 points
- As a senior, averaged 22.7 points, 6 rebounds and 5 assists per game in 29 contests
- Helped Archbishop Wood reach PIAA-6A state semifinals (19-9 overall) in 2023-24
- Won Powerade JamFest Dunk Contest at the Final Four
- Participated in 2023 USA Basketball's Junior National minicamp
- Averaged 23.2 points per game as a junior at Archbishop Wood
- Helped Team Final to 2023 Nike EYBL regular season No. 1 ranking and Final Four of Peach Jam
- Averaged 18.6 points and shot 42.6 percent from 3-point range on Nike EYBL Circuit



/// 2 ADEN HOLLOWAY

Charlotte, N.C.
Auburn
Prolific Prep

Guard / Junior / 6-1 / 180

CAREER HIGHS

Points	26	3x, last vs. Yale (12/29/25)
Rebounds	6	2x, last at Texas (2/11/25)
Assists	10	vs. Maryland (11/26/25)
Steals	3	2x, last vs. Kent State (12/22/24)
Blocks	1	2x, last vs. Vanderbilt (1/21/25)
Minutes	35	vs. Purdue (11/13/25)
Field Goals	9	4x, last vs. Yale (12/29/25)
FG Att.	21	vs. South Dakota State (12/29/24)
3-Point FG	8	vs. South Dakota State (12/29/24)
3-Point Att.	19	vs. South Dakota State (12/29/24)
Free Throws	6	2x, last vs. Kennesaw State (12/21/25)
FT Att.	7	vs. Alabama A&M (11/21/23)

2025-26 SEASON HIGHS

Points	26	2x, last vs. Yale (12/29/25)
Rebounds	4	2x, last vs. South Florida (12/17/25)
Assists	10	vs. Maryland (11/26/25)
Steals	2	vs. South Florida (12/17/25)
Blocks	N/A	
Minutes	35	vs. Purdue (11/13/25)
Field Goals	9	3x, last vs. Yale (12/29/25)
FG Att.	18	at St. John's (11/8/25)
3-Point FG	5	4x, last vs. Yale (12/29/25)
3-Point Att.	10	2x, last vs. Yale (12/29/25)
Free Throws	6	vs. Kennesaw State (12/21/25)
FT Att.	6	vs. Kennesaw State (12/21/25)

MISCELLANEOUS STATS

CATEGORY	2025-26	CAREER
Double-digit scoring	9	41
20+ point games	5	9
Double-digit rebounding	0	0
Double-doubles	1	1
Led UA in scoring	3	12
Led UA in rebounding	0	1
Led UA in three-pointers	4	28
Led UA in assists	3	20
Led UA in steals	0	8
Led UA in blocks	0	0
5+ assist games	2	14
3+ three-pointers	6	27
3+ steal games	0	2
3+ block games	0	0

HOLLOWAY'S CAREER STATS

Year	GP	GS	Min	Avg	FG	FGA	Pct	3FG	3FGA	Pct	FT	FTA	Pct	Off	Def	Tot	Avg	PF	FO	Ast	TO	Blk	Stl	Pts	Avg
2023-24*	35	26	702	20.1	82	258	.318	52	172	.302	41	53	.774	9	42	51	1.5	43	0	94	31	1	16	257	7.3
2024-25	37	0	782	21.1	145	312	.465	87	211	.412	45	58	.776	8	63	71	1.9	63	0	72	44	1	23	422	11.4
2025-26	10	9	283	28.3	59	121	.488	33	75	.440	25	26	.962	3	19	22	2.2	22	1	40	10	0	6	176	17.6
TOTAL	82	35	1766	21.5	286	691	.414	172	458	.376	111	137	.810	20	124	144	1.8	128	1	206	85	2	45	855	10.4

*Stats are from Auburn

HOLLOWAY'S NOTES



2025-26 Alabama Men's Basketball
Individual Game-by-Game
All games

Page 3/17
as of Dec 30, 2025

#2 HOLLOWAY, Aden

Opponent	Date	GS	MIN	Total		3-Pointers		Free throws		Rebounds			PF	A	TO	BLK	STL	PTS	AVG	
				FG-FGA	PCT	3FG-3FGA	PCT	FT-FTA	PCT	OFF	DEF	TOT								AVG
at St. John's (NY)	11/08/2025	*	32:42	9-18	.500	2-9	.222	1-1	1.000	0	2	2	2.0	5	4	0	0	1	21	21.0
Purdue	11/13/2025	*	35:09	7-13	.538	5-9	.556	2-2	1.000	0	2	2	2.0	2	3	1	0	0	21	21.0
vs Illinois	11/19/2025	*	30:55	4-11	.364	2-8	.250	1-2	.500	1	2	3	2.3	2	3	1	0	1	11	17.7
vs Gonzaga	11/24/2025	*	28:21	4-15	.267	2-10	.200	3-3	1.000	1	2	3	2.5	2	2	0	0	1	13	16.5
vs UNLV	11/25/2025	*	24:57	9-14	.643	5-6	.833	3-3	1.000	1	3	4	2.8	3	4	2	0	0	26	18.4
vs Maryland	11/26/2025	*	26:57	5-9	.556	5-7	.714	2-2	1.000	0	3	3	2.8	2	10	2	0	0	17	18.2
vs Arizona	12/13/2025	*	20:33	0-2	.000	0-0	.000	0-0	.000	0	0	0	2.4	1	2	2	0	0	0	15.6
South Fla.	12/17/2025	*	28:24	8-14	.571	4-9	.444	4-4	1.000	0	4	4	2.6	1	3	2	0	2	24	16.6
vs Kennesaw St.	12/21/2025	*	27:13	4-10	.400	3-7	.429	6-6	1.000	0	1	1	2.4	1	2	0	0	0	17	16.7
Yale	12/29/2025	*	27:29	9-15	.600	5-10	.500	3-3	1.000	0	0	0	2.2	3	7	0	0	1	26	17.6
Totals			9	282:40	59-121	.488	33-75	.440	25-26	.962	3	19	22	2.2	40	10	0	6	176	17.6

Player Averages

Games Played	Minutes/game	Points/game	FG Pct	3FG Pct	FT Pct	Rebounds/game	Assists/game	Turnovers/game	Assist/Turnover ratio	Steals/game	Blocks/game
10	28.3	17.6	48.8	44.0	96.2	2.2	4.0	1.0	4.0	0.6	0.0

2024-25

- Played in all 37 games coming off the bench, averaging 11.4 points, 1.9 rebounds and 1.9 assists
- Scored 422 points throughout the season, which ranks No. 101 on UA's all-time single-season scoring list
- Led UA in three-point percentage, shooting 41.2 percent from beyond the arc
- Scored 10 or more points in 24 games coming off the bench, which led the SEC
- Scored a career-high 26 points on Dec. 29 vs. South Dakota State converting a career-high eight three-pointers
- Led UA in three-pointers made in 11 contests
- Scored 23 points in the Sweet 16 vs. BYU, shooting 50 percent from the field and converted six three-pointers
- After scoring 257 points during his freshman season, Holloway increased his point total to 422 points

2023-24 (Auburn)

- A 2024 SEC All-Freshman Team selection
- Played in all 35 games including 26 starts as a freshman last season
- Averaged 7.3 points, 1.5 rebounds and 2.7 assists per game

- Made 52 three-pointers, which ranked No. 9 for most three-pointers made by a freshman in Auburn history
- Two-time SEC Freshman of the Week on Nov. 13 and Dec. 11
- Scored a season-high 24 points on Dec. 9 vs. Indiana

Prep

- A 2023 McDonald's High School All-American
- A five star recruit, Holloway was ranked as the No. 21 overall in the Class of 2023 by ESPN, No. 27 overall by 247Sports and No. 33 overall by Rivals
- The No. 6 point guard prospect in the class of 2023
- Led Prolific Prep to the No. 3 national ranking and 36-1 overall record averaging a team-best 18.5 points, 5.1 assists and 4.4 rebounds per game as a senior
- Started his playing career at Matthews (N.C.) Covenant Day School where he averaged 21.9 points, 5.3 rebounds, 2.7 assists and 2.3 steals per game



3

LATRELL WRIGHTSELL JR.

Omaha, Neb.
Cal State Fullerton
Omaha Central HS

Guard / Graduate / 6-3 / 195

CAREER HIGHS

Points	29	vs. UC Riverside (01/05/23)
Rebounds	10	3x, last at LSU (2/10/24)
Assists	9	vs Vermont (11/13/22)
Steals	7	vs. CSU Bakersfield (01/16/23)
Blocks	1	8x, last vs. Purdue (11/13/25)
Minutes	43	vs. ETSU (11/18/22)
Field Goals	11	at Pacific (11/18/22)
FG Att.	21	at Pacific (11/18/22)
3-Point FG	6	2x, last at LSU (2/10/24)
3-Point Att.	15	vs. Yale (12/29/25)
Free Throws	8	2x, last vs. Vermont (11/13/22)
FT Att.	9	vs. Vermont (11/13/22)

2025-26 SEASON HIGHS

Points	21	vs. Arizona (12/13/25)
Rebounds	3	7x, last vs. Yale (12/29/25)
Assists	4	vs. UTSA (12/8/25)
Steals	4	at St. John's (11/8/25)
Blocks	1	vs. Purdue (11/13/25)
Minutes	30	vs. Purdue (11/13/25)
Field Goals	8	vs. Arizona (12/13/25)
FG Att.	18	vs. UTSA (12/8/25)
3-Point FG	5	vs. Yale (12/29/25)
3-Point Att.	15	vs. Yale (12/29/25)
Free Throws	5	vs. South Florida (12/17/25)
FT Att.	5	vs. South Florida (12/17/25)

MISCELLANEOUS STATS

CATEGORY	2025-26	CAREER
Double-digit scoring	4	56
20+ point games	0	11
Double-digit rebounding	0	3
Double-doubles	0	3
Led UA in scoring	0	7
Led UA in rebounding	0	5
Led UA in three-pointers	0	35
Led UA in assists	0	26
Led UA in steals	1	33
Led UA in blocks	1	8
5+ assist games	0	5
3+ three-pointers	3	32
3+ steal games	1	13
3+ block games	0	0

WRIGHTSELL JR.'S CAREER STATS

Year	GP	GS	Min	Avg	FG	FGA	Pct	3FG	3FGA	Pct	FT	FTA	Pct	Off	Def	Tot	Avg	PF	FO	Ast	TO	Blk	Stl	Pts	Avg
2020-21*	11	9	270	24.6	27	72	.375	10	28	.357	35	37	.946	2	18	20	1.8	20	0	22	22	0	15	99	9.0
2021-22*	31	20	833	26.9	70	197	.355	21	79	.266	47	54	.870	8	78	86	2.8	40	0	53	42	2	25	208	6.7
2022-23*	30	29	997	33.2	172	406	.424	72	188	.383	74	91	.813	10	125	135	4.5	65	1	71	61	3	45	490	16.3
2023-24	31	12	732	23.6	91	204	.446	68	152	.447	27	27	1.000	22	70	92	3.0	60	1	43	19	2	34	277	8.9
2024-25	8	5	205	25.7	28	56	.500	19	45	.422	17	20	.850	4	10	14	1.8	13	0	16	10	1	4	92	11.5
2025-26	8	4	192	24.0	32	94	.340	17	62	.274	9	11	.818	0	22	22	2.8	13	0	20	5	1	7	90	11.3
TOTAL	119	79	3231	27.1	420	1029	.408	207	554	.374	209	240	.871	46	323	369	3.1	211	2	225	159	9	130	1256	10.6

WRIGHTSELL JR.'S SEASON STATS



2025-26 Alabama Men's Basketball
Individual Game-by-Game
All games

Page 4/17
as of Dec 30, 2025

#3 WRIGHTSELL JR., Latrell

Opponent	Date	GS	MIN	Total		3-Pointers		Free throws		Rebounds			PF	A	TO	BLK	STL	PTS	AVG	
				FG-FGA	PCT	3FG-3FGA	PCT	FT-FTA	PCT	OFF	DEF	TOT								AVG
at St. John's (NY)	11/08/2025		22:29	6-13	.462	4-8	.500	1-3	.333	0	3	3	3.0	1	3	0	0	4	17.0	
Purdue	11/13/2025		30:05	2-9	.222	1-6	.167	1-1	1.000	0	3	3	3.0	0	2	0	1	6	11.5	
vs Illinois	11/19/2025	*	25:53	2-5	.400	1-4	.250	0-0	.000	0	1	1	2.3	0	3	2	0	5	9.3	
UTSA	12/07/2025	*	20:57	4-18	.222	2-14	.143	0-0	.000	0	3	3	2.5	4	4	0	1	10	9.5	
vs Arizona	12/13/2025	*	25:01	8-12	.667	3-6	.500	2-2	1.000	0	3	3	2.6	0	2	0	1	21	11.8	
South Fla.	12/17/2025	*	21:51	2-7	.286	1-3	.333	5-5	1.000	0	3	3	2.7	4	1	3	0	10	11.5	
vs Kennesaw St.	12/21/2025		21:01	3-14	.214	0-6	.000	0-0	.000	0	3	3	2.7	2	2	0	1	6	10.7	
Yale	12/29/2025		24:21	5-16	.313	5-15	.333	0-0	.000	0	3	3	2.8	2	3	0	0	15	11.3	
Totals		4	191:38	32-94	.340	17-62	.274	9-11	.818	0	22	22	2.8	13	20	5	1	7	90	11.3

Player Averages

Games Played	Minutes/ game	Points/ game	FG Pct	3FG Pct	FT Pct	Rebounds/ game	Assists/ game	Turnovers/ game	Assist/Turnover ratio	Steals/ game	Blocks/ game
8	24.0	11.3	34.0	27.4	81.8	2.8	2.5	0.6	4.0	0.9	0.1

2024-25

- Ended the season with 1,166 career points
- Played in eight games before suffering a season-ending surgery on Nov. 30 vs. Oregon
- Scored double figures in six of the eight games played, including a season-high 16 points on Nov. 16 vs. Illinois
- Ranked third on the team in scoring during the first eight games of the season
- Averaged 11.5 points, 1.8 rebounds and 2.0 assists per game while shooting 42 percent from three-point range

2023-24

- Ended the season with 1,074 career points
- Played in 31 games including 12 starts
- Averaged 8.9 points, 3.0 rebounds, 1.4 assists and 1.1 steals per game
- Shot a team-best 44.7 percent from three-point range, which ranked as the fourth highest average by an Alabama player in a single season
- Scored double-figures in 10 games this season, eight of which came during SEC play
- Averaged 11.4 points, 3.2 rebounds and 1.4 assists per game during SEC play
- Posted a double-double on Feb. 10 at LSU recording a season-high 21 points and 10 rebounds
- During the NCAA Tournament averaged 52.9 percent from the field and 63.6 percent from three-point range
- Alabama was 10-0 this season when Wrightsell Jr. scored double-figures

2020-23 (Cal State Fullerton)

- Earned First Team All-Big West honors in 2023
- Named to the 2023 Big West All-Tournament Team
- Averaged a team-high 16.3 points per game along with 4.5 rebounds and 2.4 assists per game
- Ranked No. 3 in the Big West Conference in three-pointers per game (2.4)
- Shot 42.4 percent from the field, 38.3 percent from three-point range and 81.3 percent from the free throw line in 2023
- Helped lead Cal State Fullerton to a Big West Tournament championship and an appearance in the NCAA Tournament in 2022

Prep

- Attended Omaha Central high school where he was named a First Team All-Nebraska honoree in 2020
- Ranked as the No. 3 player in the state of Nebraska
- Averaged 24 points, 5 rebounds, 3 assists and 3 steals while leading Omaha Central to a 21-4 record during his senior season
- Set the Omaha Central scoring record with 43 points in a single game
- Led Omaha Central to four consecutive state tournaments



DAVION
HANNAH

Milwaukee, Wisc.
Link Academy

Guard / Freshman / 6-4 / 223

CAREER HIGHS

Points	12	vs. Maryland (11/26/25)
Rebounds	8	vs. UTSA (12/8/25)
Assists	2	3x, last vs. UTSA (12/8/25)
Steals	3	vs. North Dakota (11/3/25)
Blocks	1	2x, last vs. Clemson (12/3/25)
Minutes	25	2x, last vs. UNLV (11/25/25)
Field Goals	5	vs. Maryland (11/26/25)
FG Att.	7	2x, last vs. Maryland (11/26/25)
3-Point FG	2	vs. UTSA (12/8/25)
3-Point Att.	5	vs. UTSA (12/8/25)
Free Throws	3	vs. UTSA (12/8/25)
FT Att.	4	vs. UTSA (12/8/25)

2025-26 SEASON HIGHS

Points	12	vs. Maryland (11/26/25)
Rebounds	8	vs. UTSA (12/8/25)
Assists	2	3x, last vs. UTSA (12/8/25)
Steals	3	vs. North Dakota (11/3/25)
Blocks	1	2x, last vs. Clemson (12/3/25)
Minutes	25	2x, last vs. UNLV (11/25/25)
Field Goals	5	vs. Maryland (11/26/25)
FG Att.	7	2x, last vs. Maryland (11/26/25)
3-Point FG	2	vs. UTSA (12/8/25)
3-Point Att.	5	vs. UTSA (12/8/25)
Free Throws	3	vs. UTSA (12/8/25)
FT Att.	4	vs. UTSA (12/8/25)

MISCELLANEOUS STATS

CATEGORY	2025-26	CAREER
Double-digit scoring	1	1
20+ point games	0	0
Double-digit rebounding	0	0
Double-doubles	0	0
Led UA in scoring	0	0
Led UA in rebounding	0	0
Led UA in three-pointers	0	0
Led UA in assists	0	0
Led UA in steals	1	1
Led UA in blocks	0	0
5+ assist games	0	0
3+ three-pointers	0	0
3+ steal games	1	1
3+ block games	0	0

HANNAH'S CAREER STATS

Year	GP	GS	Min	Avg	FG	FGA	Pct	3FG	3FGA	Pct	FT	FTA	Pct	Off	Def	Tot	Avg	PF	FO	Ast	TO	Blk	Stl	Pts	Avg
2025-26	10	0	128	12.8	12	26	.462	4	11	.364	5	8	.625	4	15	19	1.9	9	0	8	10	2	7	33	3.3
TOTAL	10	0	128	12.8	12	26	.462	4	11	.364	5	8	.625	4	15	19	1.9	9	0	8	10	2	7	33	3.3

HANNAH'S NOTES



2025-26 Alabama Men's Basketball
Individual Game-by-Game
All games

Page 5/17
as of Dec 30, 2025

#4 HANNAH, Davion

Opponent	Date	GS	MIN	Total		3-Pointers		Free throws		Rebounds			PF	A	TO	BLK	STL	PTS	AVG		
				FG-FGA	PCT	3FG-3FGA	PCT	FT-FTA	PCT	OFF	DEF	TOT								AVG	
North Dakota	11/03/2025		25:24	4-7	.571	0-2	.000	1-2	.500	0	3	3	3.0	2	2	4	0	3	9	9.0	
at St. John's (NY)	11/08/2025		02:12	0-1	.000	0-0	.000	0-0	.000	0	0	0	1.5	0	0	1	0	0	0	4.5	
Purdue	11/13/2025		04:36	0-0	.000	0-0	.000	0-0	.000	1	0	1	1.3	1	1	0	0	0	0	3.0	
vs Illinois	11/19/2025		04:52	1-2	.500	1-1	1.000	0-0	.000	0	1	1	1.3	0	0	1	0	0	3	3.0	
vs Gonzaga	11/24/2025		04:13	0-0	.000	0-0	.000	0-0	.000	0	0	0	1.0	0	0	0	0	0	0	2.4	
vs UNLV	11/25/2025		24:36	0-0	.000	0-0	.000	0-0	.000	0	1	1	1.0	0	1	0	0	1	0	2.0	
vs Maryland	11/26/2025		16:01	5-7	.714	1-2	.500	1-2	.500	0	4	4	1.4	0	2	0	0	0	1	12	3.4
Clemson	12/03/2025		10:55	0-3	.000	0-1	.000	0-0	.000	0	1	1	1.4	2	0	2	1	0	0	3.0	
UTSA	12/07/2025		23:00	2-5	.400	2-5	.400	3-4	.750	3	5	8	2.1	0	2	2	0	1	9	3.7	
South Fla.	12/17/2025		12:03	0-1	.000	0-0	.000	0-0	.000	0	0	0	1.9	4	0	1	0	1	0	3.3	
Totals		0	127:52	12-26	.462	4-11	.364	5-8	.625	4	15	19	1.9	9	8	10	2	7	33	3.3	

Player Averages

Games Played	Minutes/ game	Points/ game	FG Pct	3FG Pct	FT Pct	Rebounds/ game	Assists/ game	Turnovers/ game	Assist/Turnover ratio	Steals/ game	Blocks/ game
10	12.8	3.3	.462	.364	.625	1.9	0.8	1.0	0.8	0.7	0.2

Prep

- A four-star recruit, Hannah is the No. 1 rated recruit from Wisconsin and No. 42 overall by On3
- Ranked as the No. 3 combo guard in the country by On3
- A 2025 McDonald's All-American nominee along with fellow UA signee, London Jemison
- Named to the Naismith High School Player of the Year Watch List alongside fellow signee London Jemison
- Participated in the NBPA Top 100 Camp
- Finished his high school career at Link Academy in Missouri, where current Alabama guard Labaron Philon finished his prep career
- Led Link Academy as the Geico National Championship Runner-Up and the No. 2 school in the nation
- Chose Alabama over Minnesota, Mississippi State and Wisconsin



/// 5
AMARI
ALLEN

Green Bay, Wisc.
Ashwaunonon HS

Forward / Freshman / 6-8 / 205

CAREER HIGHS

Points	20	vs. Clemson (12/3/25)
Rebounds	11	2x, last vs. Clemson (12/3/25)
Assists	6	2x, last vs. Maryland (11/26/25)
Steals	3	vs. North Dakota (11/3/25)
Blocks	2	2x, last vs. Kennesaw State (12/21/25)
Minutes	36	vs. Clemson (12/3/25)
Field Goals	7	vs. Clemson (12/3/25)
FG Att.	13	2x, last vs. UTSA (12/8/25)
3-Point FG	2	6x, last vs. Yale (12/29/25)
3-Point Att.	6	2x, last vs. UTSA (12/8/25)
Free Throws	5	2x, last vs. Yale (12/29/25)
FT Att.	8	vs. Yale (12/29/25)

2025-26 SEASON HIGHS

Points	20	vs. Clemson (12/3/25)
Rebounds	11	2x, last vs. Clemson (12/3/25)
Assists	6	2x, last vs. Maryland (11/26/25)
Steals	3	vs. North Dakota (11/3/25)
Blocks	2	2x, last vs. Kennesaw State (12/21/25)
Minutes	36	vs. Clemson (12/3/25)
Field Goals	7	vs. Clemson (12/3/25)
FG Att.	13	2x, last vs. UTSA (12/8/25)
3-Point FG	2	6x, last vs. Yale (12/29/25)
3-Point Att.	6	2x, last vs. UTSA (12/8/25)
Free Throws	5	2x, last vs. Yale (12/29/25)
FT Att.	8	vs. Yale (12/29/25)

MISCELLANEOUS STATS

CATEGORY	2025-26	CAREER
Double-digit scoring	7	7
20+ point games	1	1
Double-digit rebounding	4	4
Double-doubles	2	2
Led UA in scoring	0	0
Led UA in rebounding	4	4
Led UA in three-pointers	1	1
Led UA in assists	2	2
Led UA in steals	2	2
Led UA in blocks	2	2
5+ assist games	3	3
3+ three-pointers	0	0
3+ steal games	1	1
3+ block games	0	0

ALLEN'S CAREER STATS

Year	GP	GS	Min	Avg	FG	FGA	Pct	3FG	3FGA	Pct	FT	FTA	Pct	Off	Def	Tot	Avg	PF	FO	Ast	TO	Blk	Stl	Pts	Avg
2025-26	12	5	323	26.9	43	93	.462	16	46	.348	25	37	.676	19	67	86	7.2	28	1	40	16	11	13	127	10.6
TOTAL	12	5	323	26.9	43	93	.462	16	46	.348	25	37	.676	19	67	86	7.2	28	1	40	16	11	13	127	10.6

ALLEN'S NOTES



2025-26 Alabama Men's Basketball
Individual Game-by-Game
All games

Page 6/17
as of Dec 30, 2025

#5 ALLEN, Amari

Opponent	Date	GS	MIN	Total		3-Pointers		Free throws		Rebounds		PF	A	TO	BLK	STL	PTS	AVG		
				FG-FGA	PCT	3FG-3FGA	PCT	FT-FTA	PCT	OFF	DEF								TOT	AVG
North Dakota	11/03/2025	*	31:54	4-9	.444	2-6	.333	2-2	1.000	1	6	7	7.0	3	5	1	3	12	12.0	
at St. John's (NY)	11/08/2025		24:29	3-8	.375	0-2	.000	0-1	.000	2	8	10	8.5	2	2	1	1	6	9.0	
Purdue	11/13/2025		19:53	1-4	.250	1-2	.500	0-0	.000	0	4	4	7.0	2	1	0	0	1	3	7.0
vs Illinois	11/19/2025		29:02	3-8	.375	2-4	.500	1-3	.333	2	9	11	8.0	5	4	3	0	1	9	7.5
vs Gonzaga	11/24/2025		29:37	4-7	.571	2-4	.500	4-6	.667	1	3	4	7.2	2	1	1	0	2	14	8.8
vs UNLV	11/25/2025		17:52	4-6	.667	2-4	.500	3-4	.750	1	4	5	6.8	1	6	3	2	0	13	9.5
vs Maryland	11/26/2025		27:22	4-7	.571	2-4	.500	0-0	.000	1	6	7	6.9	2	6	0	1	0	10	9.6
Clemson	12/03/2025	*	35:43	7-13	.538	1-4	.250	5-7	.714	4	7	11	7.4	3	4	2	1	0	20	10.9
UTSA	12/07/2025	*	33:11	5-13	.385	1-6	.167	0-0	.000	1	9	10	7.7	2	4	1	1	2	11	10.9
vs Arizona	12/13/2025		18:55	2-6	.333	0-3	.000	1-2	.500	0	0	0	6.9	1	1	3	1	1	5	10.3
vs Kennesaw St.	12/21/2025	*	25:30	2-5	.400	1-3	.333	4-4	1.000	2	6	8	7.0	4	2	1	2	1	9	10.2
Yale	12/29/2025	*	29:50	4-7	.571	2-4	.500	5-8	.625	4	5	9	7.2	1	4	0	1	1	15	10.6
Totals		5	323:17	43-93	.462	16-46	.348	25-37	.676	19	67	86	7.2	28	40	16	11	13	127	10.6

Player Averages

Games Played	Minutes/game	Points/game	FG Pct	3FG Pct	FT Pct	Rebounds/game	Assists/game	Turnovers/game	Assist/Turnover ratio	Steals/game	Blocks/game
12	26.9	10.6	46.2	34.8	67.6	7.2	3.3	1.3	2.5	1.1	0.9

Prep

- Ranked as a four-star recruit by On3 and the No. 2 player from the state of Wisconsin
- Tabbed as the No. 17-ranked small forward in the country and the No. 72 overall recruit
- Named the 2025 Wisconsin Gatorade Player of the Year
- Averaged 34.1 points, 11.5 rebounds and 8.5 assists during his senior season at Ashwaubenon
- Participated in the NBPA Top 100 Camp alongside fellow signees London Jemison and Davion Hannah
- Attended IMG Academy before returning home to Wisconsin, finishing his high school career at Ashwaubenon
- Chose Alabama over Cincinnati, Missouri, Ohio State and Wisconsin



6
LONDON
JEMISON

Bloomfield, Conn.
St. Thomas More

Forward / Freshman / 6-8 / 205

CAREER HIGHS

Points	20	vs. UTSA (12/8/25)
Rebounds	5	vs. UNLV (11/25/25)
Assists	1	vs. Maryland (11/26/25)
Steals	2	3x, last vs. UTSA (12/8/25)
Blocks	2	vs. Maryland (11/26/25)
Minutes	24	vs. North Dakota (11/3/25)
Field Goals	6	vs. UTSA (12/8/25)
FG Att.	11	vs. North Dakota (11/3/25)
3-Point FG	3	vs. Clemson (12/3/25)
3-Point Att.	6	3x, last vs. UTSA (12/8/25)
Free Throws	6	2x, last vs. UTSA (12/8/25)
FT Att.	7	2x, last vs. UTSA (12/8/25)

2025-26 SEASON HIGHS

Points	20	vs. UTSA (12/8/25)
Rebounds	5	vs. UNLV (11/25/25)
Assists	1	vs. Maryland (11/26/25)
Steals	2	3x, last vs. UTSA (12/8/25)
Blocks	2	vs. Maryland (11/26/25)
Minutes	24	vs. North Dakota (11/3/25)
Field Goals	6	vs. UTSA (12/8/25)
FG Att.	11	vs. North Dakota (11/3/25)
3-Point FG	3	vs. Clemson (12/3/25)
3-Point Att.	6	3x, last vs. UTSA (12/8/25)
Free Throws	6	2x, last vs. UTSA (12/8/25)
FT Att.	7	2x, last vs. UTSA (12/8/25)

MISCELLANEOUS STATS

CATEGORY	2025-26	CAREER
Double-digit scoring	5	5
20+ point games	1	1
Double-digit rebounding	0	0
Double-doubles	0	0
Led UA in scoring	0	0
Led UA in rebounding	0	0
Led UA in three-pointers	1	1
Led UA in assists	0	0
Led UA in steals	2	2
Led UA in blocks	0	0
5+ assist games	0	0
3+ three-pointers	1	1
3+ steal games	0	0
3+ block games	0	0

JEMISON'S CAREER STATS

Year	GP	GS	Min	Avg	FG	FGA	Pct	3FG	3FGA	Pct	FT	FTA	Pct	Off	Def	Tot	Avg	PF	FO	Ast	TO	Blk	Stl	Pts	Avg
2025-26	11	1	145	13.2	27	49	.551	12	31	.387	19	25	.760	10	18	28	2.5	16	0	1	5	2	7	85	7.7
TOTAL	11	1	145	13.2	27	49	.551	12	31	.387	19	25	.760	10	18	28	2.5	16	0	1	5	2	7	85	7.7

JEMISON'S NOTES



2025-26 Alabama Men's Basketball
Individual Game-by-Game
All games

Page 7/17
as of Dec 30, 2025

#6 JEMISON, London

			Total			3-Pointers		Free throws		Rebounds											
Opponent	Date	GS	MIN	FG-FGA	PCT	3FG-3FGA	PCT	FT-FTA	PCT	OFF	DEF	TOT	AVG	PF	A	TO	BLK	STL	PTS	AVG	
North Dakota	11/03/2025		24:12	4-11	.364	1-6	.167	3-5	.600	2	2	4	4.0	3	0	0	0	1	12	12.0	
at St. John's (NY)	11/08/2025		08:16	0-0	.000	0-0	.000	0-0	.000	0	2	2	3.0	0	0	0	0	0	0	6.0	
Purdue	11/13/2025		05:58	1-4	.250	0-3	.000	0-0	.000	0	0	0	2.0	0	0	0	0	0	2	4.7	
vs Illinois	11/19/2025		02:43	0-0	.000	0-0	.000	0-0	.000	0	1	1	1.8	1	0	0	0	0	0	3.5	
vs Gonzaga	11/24/2025		08:18	2-2	1.000	2-2	1.000	0-0	.000	0	4	4	2.2	4	0	1	0	0	0	6	4.0
vs UNLV	11/25/2025		23:46	5-7	.714	2-3	.667	6-7	.857	2	3	5	2.7	0	0	2	0	0	18	6.3	
vs Maryland	11/26/2025		20:18	4-6	.667	1-3	.333	2-2	1.000	1	3	4	2.9	0	1	1	2	2	11	7.0	
Clemson	12/03/2025		18:49	4-7	.571	3-6	.500	2-3	.667	1	1	2	2.8	1	0	0	0	0	13	7.8	
UTSA	12/07/2025		17:50	6-10	.600	2-6	.333	6-7	.857	1	1	2	2.7	3	0	0	0	0	20	9.1	
vs Arizona	12/13/2025		05:34	0-1	.000	0-1	.000	0-0	.000	1	0	1	2.5	4	0	0	0	0	0	8.2	
South Fla.	12/17/2025	*	09:02	1-1	1.000	1-1	1.000	0-1	.000	2	1	3	2.5	0	0	1	0	0	3	7.7	
Totals			1 144:46	27-49	.551	12-31	.387	19-25	.760	10	18	28	2.5	16	1	5	2	7	85	7.7	

Player Averages

Games Played	Minutes/ game	Points/ game	FG Pct	3FG Pct	FT Pct	Rebounds/ game	Assists/ game	Turnovers/ game	Assist/Turnover ratio	Steals/ game	Blocks/ game
11	13.2	7.7	55.1	38.7	76.0	2.5	0.1	0.5	0.2	0.6	0.2

Prep

- A four-star recruit, London is ranked as the No. 1 player from the state of Connecticut and the No. 7 player at his position
- Ranked No. 33 overall in the country and the No. 7 power forward in the country
- A 2025 McDonald's All-American nominee along with fellow UA Signee, Davion Hannah
- Along with fellow signee Allen, Jemison participated in the NBPA Top 100 Camp
- Joined Hannah on the Naismith High School Player of the Year Watch List
- Averaged 14.3 points, 4.7 rebounds, 2.2 assists and 1.2 blocks per game for Expressions Elite on the Nike EYBL Circuit where he earned All-Defensive team honors
- Attended St. Thomas More, which has produced over 12 NBA alumni which include Andre Drummond and Damion Lee
- Prior to St. Thomas More, Jemison won CIAC Division I title while attending Northwest Catholic
- Chose Alabama over Syracuse, Louisville and Vanderbilt



TAYLOR BOL BOWEN

Jericho, Vt.
Florida State
Brewster Academy

Forward / Junior / 6-10 / 202

CAREER HIGHS

Points	20	vs. Georgia Tech (1/18/25)
Rebounds	13	vs. Winthrop (12/17/24)
Assists	3	4x, last vs. Clemson (12/3/25)
Steals	4	at Miami (1/17/24)
Blocks	4	4x, last vs. Arizona (12/13/25)
Minutes	35	at California (1/22/25)
Field Goals	7	vs. Georgia Tech (1/18/25)
FG Att.	10	2x, last vs. Clemson (2/15/25)
3-Point FG	4	at Miami (1/8/25)
3-Point Att.	7	vs. Clemson (12/3/25)
Free Throws	7	vs. Northern Kentucky (11/4/24)
FT Att.	7	vs. Northern Kentucky (11/4/24)

2025-26 SEASON HIGHS

Points	17	at St. John's (11/8/25)
Rebounds	9	3x, last vs. Yale (12/29/25)
Assists	3	vs. Clemson (12/3/25)
Steals	2	2x, last vs. Purdue (11/13/25)
Blocks	4	vs. Arizona (12/13/25)
Minutes	28	at St. John's (11/8/25)
Field Goals	6	at St. John's (11/8/25)
FG Att.	9	vs. Maryland (11/26/25)
3-Point FG	3	2x, last vs. Clemson (12/3/25)
3-Point Att.	7	vs. Clemson (12/3/25)
Free Throws	6	vs. North Dakota (11/3/25)
FT Att.	6	2x, last at St. John's (11/8/25)

MISCELLANEOUS STATS

CATEGORY	2025-26	CAREER
Double-digit scoring	6	14
20+ point games	0	1
Double-digit rebounding	0	2
Double-doubles	0	2
Led UA in scoring	0	0
Led UA in rebounding	1	1
Led UA in three-pointers	0	0
Led UA in assists	0	0
Led UA in steals	0	0
Led UA in blocks	3	3
5+ assist games	0	0
3+ three-pointers	2	5
3+ steal games	0	4
3+ block games	1	8

BOL BOWEN'S CAREER STATS

Year	GP	GS	Min	Avg	FG	FGA	Pct	3FG	3FGA	Pct	FT	FTA	Pct	Off	Def	Tot	Avg	PF	FO	Ast	TO	Blk	Stl	Pts	Avg
2023-24*	31	0	338	10.9	37	80	.463	7	33	.212	16	24	.667	30	52	82	2.6	41	0	8	20	15	18	97	3.1
2024-25*	29	28	724	25.0	82	172	.477	29	70	.414	39	50	.780	35	116	151	5.2	47	0	24	42	43	29	232	8.0
2025-26	12	10	262	21.8	35	74	.473	15	46	.326	27	29	.931	17	45	62	5.2	32	1	8	10	16	5	112	9.3
TOTAL	72	38	1324	18.4	154	326	.472	51	149	.342	82	103	.796	82	213	295	4.1	120	1	40	72	74	52	441	6.1

*Stats are from Florida State

BOL BOWEN'S NOTES



2025-26 Alabama Men's Basketball
Individual Game-by-Game
All games

Page 8/17
as of Dec 30, 2025

#7 BOWEN, Taylor Bol

Opponent	Date	GS	MIN	Total		3-Pointers		Free throws		Rebounds			PF	A	TO	BLK	STL	PTS	AVG	
				FG-FGA	PCT	3FG-3FGA	PCT	FT-FTA	PCT	OFF	DEF	TOT								AVG
North Dakota	11/03/2025	*	17:39	1-4	.250	0-2	.000	6-6	1.000	0	3	3	3.0	0	1	2	1	0	8	8.0
at St. John's (NY)	11/08/2025	*	28:29	6-7	.857	1-2	.500	4-6	.667	4	5	9	6.0	3	1	1	2	2	17	12.5
Purdue	11/13/2025	*	25:30	4-7	.571	3-6	.500	2-2	1.000	0	2	2	4.7	4	0	1	1	2	13	12.7
vs Illinois	11/19/2025	*	24:40	4-8	.500	2-6	.333	2-2	1.000	0	3	3	4.3	4	0	0	2	0	12	12.5
vs Gonzaga	11/24/2025	*	13:53	1-3	.333	0-1	.000	0-0	.000	1	3	4	4.2	5	1	0	0	0	2	10.4
vs UNLV	11/25/2025	*	20:27	3-6	.500	1-4	.250	5-5	1.000	0	7	7	4.7	2	0	0	1	1	12	10.7
vs Maryland	11/26/2025	*	22:50	5-9	.556	0-3	.000	2-2	1.000	1	4	5	4.7	1	0	0	1	0	12	10.9
Clemson	12/03/2025	*	28:08	4-8	.500	3-7	.429	0-0	.000	1	4	5	4.8	3	3	0	2	0	11	10.9
vs Arizona	12/13/2025	*	26:04	2-5	.400	2-5	.400	2-2	1.000	0	4	4	4.7	4	0	3	4	0	8	10.6
South Fla.	12/17/2025		20:15	2-6	.333	1-4	.250	4-4	1.000	6	3	9	5.1	2	0	1	2	0	9	10.4
vs Kennesaw St.	12/21/2025		12:57	1-4	.250	1-2	.500	0-0	.000	1	1	2	4.8	3	1	1	0	0	3	9.7
Yale	12/29/2025	*	20:41	2-7	.286	1-4	.250	0-0	.000	3	6	9	5.2	1	1	1	0	0	5	9.3
Totals		10	261:32	35-74	.473	15-46	.326	27-29	.931	17	45	62	5.2	32	8	10	16	5	112	9.3

Player Averages

Games Played	Minutes/game	Points/game	FG Pct	3FG Pct	FT Pct	Rebounds/game	Assists/game	Turnovers/game	Assist/Turnover ratio	Steals/game	Blocks/game
12	21.8	9.3	47.3	32.6	93.1	5.2	0.7	0.8	0.8	0.4	1.3

2024-25 (Florida State)

- Totaled 329 points, 233 rebounds and 32 assists at Florida State
- Averaged 5.5 points, 3.9 rebounds and 0.5 assists in his two seasons at Florida State
- Averaged 8.0 points, 5.2 rebounds and 0.8 assists during his sophomore season at FSU while shooting 48 percent from the field and 41 percent from three-point range
- Scored double-figures in six ACC contests last season, including a season-high 20 points on Jan. 18 vs. Georgia Tech
- Posted two double-doubles throughout his sophomore season

Prep

- Originally from Egypt, Bowen moved to Jericho, Vt. And played two seasons at Brewster Academy
- Led Brewster Academy to a pair of Elite Eight appearances in the National Prep Championship Tournament
- Won the NEPSAC Class Triple A Championship during his junior season and was the NEPSAC runner-up in his senior season
- Was a 2023 McDonald's All-American nominee
- Played in the 2023 Nike Hoops Summit
- Played his first two seasons at St. George School in Rhode Island where he was ranked as the No. 17 ranked recruit by ESPN
- Led St. George to the ISL Championship during his sophomore season



/// 10
KEITENN
BRISTOW

Holliday, Texas
Tarleton State
Holliday HS

Forward / Sophomore / 6-10 / 240

CAREER HIGHS

Points	24	at Southern Utah (1/9/25)
Rebounds	11	vs. Gonzaga (11/24/25)
Assists	4	at UCF (12/8/24)
Steals	3	vs. Seattle U (2/15/25)
Blocks	3	vs. Florida A&M (12/29/24)
Minutes	38	2x, last at Seattle U (2/6/25)
Field Goals	9	2x, last at Southern Utah (1/9/25)
FG Att.	20	at Seattle U (2/6/25)
3-Point FG	4	2x, last at Southern Utah (1/9/25)
3-Point Att.	7	at Oklahoma State (12/18/24)
Free Throws	9	at Seattle U (2/6/25)
FT Att.	9	at Seattle U (2/6/25)

2025-26 SEASON HIGHS

Points	10	vs. Illinois (11/19/25)
Rebounds	11	vs. Gonzaga (11/24/25)
Assists	1	3x, last vs. Yale (12/29/25)
Steals	2	vs. Kennesaw State (12/21/25)
Blocks	2	vs. Yale (12/29/25)
Minutes	20	vs. Illinois (11/19/25)
Field Goals	4	vs. Illinois (11/19/25)
FG Att.	9	vs. Gonzaga (11/24/25)
3-Point FG	1	vs. Arizona (12/13/25)
3-Point Att.	2	3x, last vs. Yale (12/29/25)
Free Throws	4	vs. South Florida (12/17/25)
FT Att.	4	2x, last vs. South Florida (12/17/25)

MISCELLANEOUS STATS

CATEGORY	2025-26	CAREER
Double-digit scoring	1	14
20+ point games	0	2
Double-digit rebounding	1	2
Double-doubles	0	1
Led UA in scoring	0	0
Led UA in rebounding	1	1
Led UA in three-pointers	0	0
Led UA in assists	0	0
Led UA in steals	0	0
Led UA in blocks	2	2
5+ assist games	0	0
3+ three-pointers	0	2
3+ steal games	0	1
3+ block games	0	1

BRISTOW'S CAREER STATS

Year	GP	GS	Min	Avg	FG	FGA	Pct	3FG	3FGA	Pct	FT	FTA	Pct	Off	Def	Tot	Avg	PF	FO	Ast	TO	Blk	Stl	Pts	Avg
2023-24*	22	2	257	11.7	25	58	.431	3	13	.231	9	12	.750	12	26	38	1.7	34	1	16	19	2	9	62	2.8
2024-25*	32	31	1152	36.0	150	340	.441	49	129	.380	97	123	.789	40	108	148	4.6	83	1	55	81	17	48	446	13.9
2025-26	7	0	100	14.3	11	31	.355	1	9	.111	11	15	.733	13	22	35	5.0	16	0	4	7	6	6	34	4.9
TOTAL	30	19	706	23.5	111	248	.448	22	73	.301	50	64	.781	45	89	134	4.5	93	5	36	66	26	31	294	9.8

*Stats are from Tarleton State

BRISTOW'S NOTES



2025-26 Alabama Men's Basketball
Individual Game-by-Game
All games

Page 9/17
as of Dec 30, 2025

#10 BRISTOW, Keitenn

Opponent	Date	GS	MIN	Total		3-Pointers		Free throws		Rebounds				PF	A	TO	BLK	STL	PTS	AVG
				FG-FA	PCT	3FG-3FGA	PCT	FT-FTA	PCT	OFF	DEF	TOT	AVG							
vs Illinois	11/19/2025		19:37	4-7	.571	0-1	.000	2-3	.667	2	6	8	8.0	2	0	1	1	1	10	10.0
vs Gonzaga	11/24/2025		18:50	3-9	.333	0-2	.000	1-2	.500	3	8	11	9.5	2	0	3	0	1	7	8.5
vs UNLV	11/25/2025		11:55	0-2	.000	0-1	.000	3-4	.750	0	3	3	7.3	1	0	0	1	0	3	6.7
vs Arizona	12/13/2025		12:13	1-2	.500	1-2	.500	0-0	.000	1	1	2	6.0	2	1	0	0	0	3	5.8
South Fla.	12/17/2025		08:12	0-2	.000	0-0	.000	4-4	1.000	1	2	3	5.4	3	1	1	1	1	4	5.4
vs Kennesaw St.	12/21/2025		13:57	2-4	.500	0-1	.000	1-2	.500	2	0	2	4.8	2	1	1	1	2	5	5.3
Yale	12/29/2025		15:36	1-5	.200	0-2	.000	0-0	.000	4	2	6	5.0	4	1	1	2	1	2	4.9
Totals		0	100:20	11-31	.355	1-9	.111	11-15	.733	13	22	35	5.0	16	4	7	6	6	34	4.9

Player Averages

Games Played	Minutes/game	Points/game	FG Pct	3FG Pct	FT Pct	Rebounds/game	Assists/game	Turnovers/game	Assist/Turnover ratio	Steals/game	Blocks/game
7	14.3	4.9	35.5	11.1	73.3	5.0	0.6	1.0	0.6	0.9	0.9

2024-25 (Tarleton State)

- Named WAC Freshman of the Year, averaging 11.3 points, 4.4 rebounds and 1.4 assists per game
- Played in 23 games along with 19 starts
- Ranked in the top 40 in the nation among freshman in points per game while leading all WAC freshmen in scoring
- Scored a career-high 24 points on Jan. 9 at Southern Utah
- Scored double-figures in 13 games including 17 points on Dec. 18 at Oklahoma State

Prep

- Played for Kyle Tucker at Holliday high school where he was the 2023-24 UIL Player of the Year
- Tabbed as the THSCA 3A MVP during his senior season
- Named a 2024 Texas Mr. Basketball finalist while being a 3A All-State honoree
- Led Holliday high school to a 34-3 record during his senior season, advancing to the state semifinals



15

NOAH WILLIAMSON

Riga, Latvia
Bucknell
St. Thomas More

Center / Senior / 7-0 / 255

CAREER HIGHS

Points	32	at Southern Indiana (11/7/24)
Rebounds	16	2x, last vs. Loyola Maryland (1/29/25)
Assists	5	at Army (1/27/24)
Steals	4	vs. St. Bonaventure (12/4/24)
Blocks	5	vs. Richmond (11/16/24)
Minutes	44	vs. Richmond (11/16/24)
Field Goals	12	at Army (2/8/25)
FG Att.	21	vs. Lafayette (1/8/25)
3-Point FG	6	at Colgate (1/20/25)
3-Point Att.	9	at Colgate (3/10/24)
Free Throws	14	at Southern Indiana (11/7/24)
FT Att.	18	at Southern Indiana (11/7/24)

2025-26 SEASON HIGHS

Points	4	vs. UNLV (11/25/25)
Rebounds	6	vs. UNLV (11/25/25)
Assists	2	2x, last vs. UNLV (11/25/25)
Steals	2	vs. South Florida (12/17/25)
Blocks	1	6x, last vs. Yale (12/29/25)
Minutes	14	vs. North Dakota (11/3/25)
Field Goals	1	4x, last vs. Yale (12/29/25)
FG Att.	3	2x, last vs. Yale (12/29/25)
3-Point FG	1	2x, last vs. Yale (12/29/25)
3-Point Att.	3	2x, last vs. Yale (12/29/25)
Free Throws	2	2x, last vs. Maryland (11/26/25)
FT Att.	2	2x, last vs. Maryland (11/26/25)

MISCELLANEOUS STATS

CATEGORY	2025-26	CAREER
Double-digit scoring	0	25
20+ point games	0	14
Double-digit rebounding	0	10
Double-doubles	0	10
Led UA in scoring	0	0
Led UA in rebounding	0	0
Led UA in three-pointers	0	0
Led UA in assists	0	0
Led UA in steals	0	0
Led UA in blocks	0	0
5+ assist games	0	0
3+ three-pointers	0	2
3+ steal games	0	2
3+ block games	0	5

WILLIAMSON'S CAREER STATS

Year	GP	GS	Min	Avg	FG	FGA	Pct	3FG	3FGA	Pct	FT	FTA	Pct	Off	Def	Tot	Avg	PF	FO	Ast	TO	Blk	Stl	Pts	Avg
2022-23*	17	0	86	5.1	11	15	.733	0	0	.000	4	4	1.000	5	17	22	1.3	9	0	0	7	4	4	26	1.5
2023-24*	32	31	868	27.1	146	295	.495	24	73	.329	79	123	.642	54	150	204	6.4	79	4	38	63	31	11	395	12.3
2024-25*	32	32	945	29.5	196	364	.538	28	88	.318	142	230	.617	45	199	244	7.6	81	3	50	91	35	27	562	17.6
2025-26	13	0	120	9.2	4	18	.222	2	12	.167	4	5	.800	9	12	21	1.6	29	0	5	8	7	4	14	1.1
TOTAL	94	63	2019	21.5	357	692	.516	54	173	.312	229	362	.633	113	378	491	5.2	198	7	93	169	77	46	997	10.6

*Stats are from Bucknell

WILLIAMSON'S NOTES



2025-26 Alabama Men's Basketball
Individual Game-by-Game
All games

Page 11/17
as of Dec 30, 2025

#15 WILLIAMSON, Noah

Opponent	Date	GS	MIN	Total		3-Pointers		Free throws		Rebounds				PF	A	TO	BLK	STL	PTS	AVG
				FG-FGA	PCT	3FG-3FGA	PCT	FT-FTA	PCT	OFF	DEF	TOT	AVG							
North Dakota	11/03/2025		14:01	1-2	.500	0-1	.000	0-0	.000	0	4	4	4.0	3	2	0	0	2	2.0	
at St. John's (NY)	11/08/2025		09:07	0-1	.000	0-0	.000	0-0	.000	2	1	3	3.5	3	0	0	1	0	1.0	
Purdue	11/13/2025		09:05	1-3	.333	1-3	.333	0-1	.000	1	0	1	2.7	4	0	0	1	0	3	1.7
vs Illinois	11/19/2025		05:31	0-1	.000	0-1	.000	0-0	.000	0	0	0	2.0	0	0	0	1	0	0	1.3
vs Gonzaga	11/24/2025		04:00	0-2	.000	0-1	.000	0-0	.000	0	0	0	1.6	0	0	0	0	0	0	1.0
vs UNLV	11/25/2025		17:41	1-1	1.000	0-0	.000	2-2	1.000	2	4	6	2.3	4	2	3	0	0	4	1.5
vs Maryland	11/26/2025		12:15	0-3	.000	0-2	.000	2-2	1.000	0	1	1	2.1	1	0	1	0	1	2	1.6
Clemson	12/03/2025		05:01	0-1	.000	0-1	.000	0-0	.000	0	0	0	1.9	2	0	1	0	0	0	1.4
UTSA	12/07/2025		11:20	0-0	.000	0-0	.000	0-0	.000	2	1	3	2.0	3	0	0	1	0	0	1.2
vs Arizona	12/13/2025		10:53	0-0	.000	0-0	.000	0-0	.000	0	1	1	1.9	2	0	1	1	0	0	1.1
South Fla.	12/17/2025		06:08	0-0	.000	0-0	.000	0-0	.000	0	0	0	1.7	3	0	1	0	2	0	1.0
vs Kennesaw St.	12/21/2025		04:06	0-1	.000	0-0	.000	0-0	.000	0	0	0	1.6	0	0	0	1	0	0	0.9
Yale	12/29/2025		10:56	1-3	.333	1-3	.333	0-0	.000	2	0	2	1.6	4	1	1	1	1	3	1.1
Totals		0	120:05	4-18	.222	2-12	.167	4-5	.800	9	12	21	1.6	29	5	8	7	4	14	1.1

Player Averages

Games Played	Minutes/game	Points/game	FG Pct	3FG Pct	FT Pct	Rebounds/game	Assists/game	Turnovers/game	Assist/Turnover ratio	Steals/game	Blocks/game
13	9.2	1.1	22.2	16.7	80.0	1.6	0.4	0.6	0.6	0.3	0.5

2023-25 (Bucknell)

- Recorded 983 points, 470 rebounds and 161 assists in three seasons at Bucknell
- Named the 2025 Patriot League Player of the Year averaging 17.6 points, 7.6 rebounds, 1.6 assists and 1.1 blocks per contest
- A 2025 Patriot League First Team and All-Defense honoree
- Posted 10 double-doubles in his final season at Bucknell, which ranked 39th in Division I
- Grabbed a career-high 16 rebounds on two separate occasions
- Averaged a conference-best 6.2 defensive rebounds during the 2024-25 season

Prep

- Born and raised in Latvia before coming to the United States in 2021-22 for a post-graduate year at St. Thomas More (Conn.), the same school as fellow UA teammate London Jemison
- Played for the U-16, U-18 and U-19 Latvian National Team
- Played for the Kristaps Porzingis Basketball Academy



22
AIDEN
SHERRELL

Detroit, Mich.
Prolific Prep

Forward / Sophomore / 6-11 / 255

CAREER HIGHS

Points	21	vs. Kennesaw State (12/21/25)
Rebounds	11	vs. UTSA (12/8/25)
Assists	2	3x, last vs. Gonzaga (11/24/25)
Steals	2	3x, last vs. South Florida (12/17/25)
Blocks	8	2x, last vs. Arizona (12/13/25)
Minutes	30	vs. Gonzaga (11/24/25)
Field Goals	8	vs. Kennesaw State (12/21/25)
FG Att.	11	vs. South Florida (12/17/25)
3-Point FG	2	4x, last vs. Duke (3/29/25)
3-Point Att.	5	vs. Creighton (12/14/24)
Free Throws	4	2x, last vs. Kennesaw State (12/21/25)
FT Att.	8	vs. Clemson (12/3/25)

2025-26 SEASON HIGHS

Points	21	vs. Kennesaw State (12/21/25)
Rebounds	11	vs. UTSA (12/8/25)
Assists	2	vs. Gonzaga (11/24/25)
Steals	2	2x, last vs. South Florida (12/17/25)
Blocks	8	2x, last vs. Arizona (12/13/25)
Minutes	30	vs. Gonzaga (11/24/25)
Field Goals	8	vs. Kennesaw State (12/21/25)
FG Att.	11	vs. South Florida (12/17/25)
3-Point FG	1	6x, last vs. Yale (12/29/25)
3-Point Att.	4	vs. South Florida (12/17/25)
Free Throws	4	2x, last vs. Kennesaw State (12/21/25)
FT Att.	8	vs. Clemson (12/3/25)

MISCELLANEOUS STATS

CATEGORY	2025-26	CAREER
Double-digit scoring	3	5
20+ point games	1	1
Double-digit rebounding	2	2
Double-doubles	0	0
Led UA in scoring	1	1
Led UA in rebounding	3	4
Led UA in three-pointers	0	1
Led UA in assists	0	0
Led UA in steals	0	2
Led UA in blocks	7	10
5+ assist games	0	0
3+ three-pointers	0	0
3+ steal games	0	0
3+ block games	6	6

SHERRELL'S CAREER STATS

Year	GP	GS	Min	Avg	FG	FGA	Pct	3FG	3FGA	Pct	FT	FTA	Pct	Off	Def	Tot	Avg	PF	FO	Ast	TO	Blk	Stl	Pts	Avg
2024-25	36	0	315	8.7	45	88	.511	14	42	.333	19	41	.463	38	64	102	2.8	46	1	13	15	7	8	123	3.4
2025-26	13	13	277	21.3	46	86	.535	8	26	.308	19	37	.514	34	47	81	6.2	27	1	8	15	38	8	119	9.2
TOTAL	49	13	592	12.1	91	174	.523	22	68	.324	38	78	.487	72	111	183	3.7	73	2	21	30	45	16	242	4.9

SHERRELL'S NOTES



2025-26 Alabama Men's Basketball
Individual Game-by-Game
All games

Page 12/17
as of Dec 30, 2025

#22 SHERRELL, Aiden

Opponent	Date	GS	MIN	Total		3-Pointers		Free throws		Rebounds				PF	A	TO	BLK	STL	PTS	AVG	
				FG-FGA	PCT	3FG-3FGA	PCT	FT-FTA	PCT	OFF	DEF	TOT	AVG								
North Dakota	11/03/2025	*	20:08	3-5	.600	1-2	.500	2-3	.667	0	4	4	4.0	1	1	1	4	1	9	9.0	
at St. John's (NY)	11/08/2025	*	16:53	4-9	.444	1-3	.333	0-0	.000	2	0	2	3.0	4	0	3	0	0	9	9.0	
Purdue	11/13/2025	*	22:59	4-5	.800	1-2	.500	3-3	1.000	2	2	4	3.3	2	1	0	0	2	12	10.0	
vs Illinois	11/19/2025	*	08:49	1-1	1.000	1-1	1.000	3-4	.750	1	1	2	3.0	4	0	1	0	1	6	9.0	
vs Gonzaga	11/24/2025	*	30:02	6-9	.667	0-1	.000	2-5	.400	4	2	6	3.6	2	2	2	3	1	14	10.0	
vs UNLV	11/25/2025	*	12:39	3-5	.600	0-0	.000	1-2	.500	4	4	8	4.3	0	1	0	1	0	7	9.5	
vs Maryland	11/26/2025	*	22:32	5-7	.714	0-0	.000	1-2	.500	1	8	9	5.0	3	1	2	5	1	11	9.7	
Clemson	12/03/2025	*	29:27	1-3	.333	0-1	.000	3-8	.375	3	7	10	5.6	2	0	1	8	0	5	9.1	
UTSA	12/07/2025	*	19:34	1-6	.167	1-4	.250	0-0	.000	6	5	11	6.2	0	1	1	3	0	3	8.4	
vs Arizona	12/13/2025	*	20:30	3-7	.429	1-4	.250	0-0	.000	0	5	5	6.1	1	0	1	8	0	7	8.3	
South Fla.	12/17/2025	*	24:09	3-11	.273	0-4	.000	0-2	.000	4	3	7	6.2	5	0	1	3	2	6	8.1	
vs Kennesaw St.	12/21/2025	*	24:12	8-10	.800	1-1	1.000	4-7	.571	5	2	7	6.3	0	1	1	2	0	21	9.2	
Yale	12/29/2025	*	24:54	4-8	.500	1-3	.333	0-1	.000	2	4	6	6.2	3	0	1	1	0	9	9.2	
Totals			13	276:48	46-86	.535	8-26	.308	19-37	.514	34	47	81	6.2	27	8	15	38	8	119	9.2

Player Averages

Games Played	Minutes/game	Points/game	FG Pct	3FG Pct	FT Pct	Rebounds/game	Assists/game	Turnovers/game	Assist/Turnover ratio	Steals/game	Blocks/game
13	21.3	9.2	53.5	30.8	51.4	6.2	0.6	1.2	0.5	0.6	2.9

2024-25

- Played in 36 games off the bench, averaging 3.4 points, 2.8 rebounds and 0.4 assists per game
- Scored double-digits in two contests, including a season-high 12 points on Feb. 1 vs. Georgia
- Grabbed a season-high nine rebounds in UA's season opener vs. UNC Asheville
- Made a season-high two three-pointers on four separate occasions, including twice during the NCAA Tournament against BYU and Duke
- Led Alabama in rebounding in the season opener, grabbing nine rebounds
- Won the Hard Hat award versus UNC Asheville and in the regular season finale at Auburn

Prep

- A 2024 McDonald's All-American
- One of three McDonald's All-Americans on Alabama's roster (Jalil Bethea and Aden Holloway)
- Ranked as the No. 21 overall recruit by ESPN, No. 23 by On3 and No. 30 by 247Sports in the 2024 class
- Ranked as the No. 4 center in the 2024 class by ESPN
- Played at Prolific Prep with fellow teammate Derrion Reid
- Averaged 18.8 points and 9.3 rebounds per game in the Overtime Elite League
- On the Nike EYBL Circuit, Sherrell averaged 13.0 points and 5.2 rebounds with Vegas Elite



34
COLLINS
ONYEJIKA

Abuja, Nigeria
The Newman School

Center / Freshman / 6-11 / 265

CAREER HIGHS

Points	2	vs. North Dakota (11/3/25)
Rebounds	5	vs. North Dakota (11/3/25)
Assists	N/A	
Steals	N/A	
Blocks	N/A	
Minutes	6	vs. North Dakota (11/3/25)
Field Goals	1	vs. North Dakota (11/3/25)
FG Att.	1	vs. North Dakota (11/3/25)
3-Point FG	N/A	
3-Point Att.	N/A	
Free Throws	N/A	
FT Att.	2	vs. North Dakota (11/3/25)

2025-26 SEASON HIGHS

Points	2	vs. North Dakota (11/3/25)
Rebounds	5	vs. North Dakota (11/3/25)
Assists	N/A	
Steals	N/A	
Blocks	N/A	
Minutes	6	vs. North Dakota (11/3/25)
Field Goals	1	vs. North Dakota (11/3/25)
FG Att.	1	2x, last at St. John's (11/8/25)
3-Point FG	N/A	
3-Point Att.	N/A	
Free Throws	N/A	
FT Att.	2	vs. North Dakota (11/3/25)

MISCELLANEOUS STATS

CATEGORY	2025-26	CAREER
Double-digit scoring	0	0
20+ point games	0	0
Double-digit rebounding	0	0
Double-doubles	0	0
Led UA in scoring	0	0
Led UA in rebounding	0	0
Led UA in three-pointers	0	0
Led UA in assists	0	0
Led UA in steals	0	0
Led UA in blocks	0	0
5+ assist games	0	0
3+ three-pointers	0	0
3+ steal games	0	0
3+ block games	0	0

ONYEJIKA'S CAREER STATS

Year	GP	GS	Min	Avg	FG	FGA	Pct	3FG	3FGA	Pct	FT	FTA	Pct	Off	Def	Tot	Avg	PF	FO	Ast	TO	Blk	Stl	Pts	Avg
2025-26	2	0	9	4.7	1	2	.500	0	0	.000	0	2	.000	1	5	6	3.0	4	0	0	2	0	0	2	1.0
TOTAL	2	0	9	4.7	1	2	.500	0	0	.000	0	2	.000	1	5	6	3.0	4	0	0	2	0	0	2	1.0

ONYEJIKA'S NOTES



2025-26 Alabama Men's Basketball
Individual Game-by-Game
All games

Page 16/17
as of Dec 30, 2025

#34 ONYEJIKA, Collins

Opponent	Date	GS	MIN	Total		3-Pointers		Free throws		Rebounds				PF	A	TO	BLK	STL	PTS	AVG
				FG-FGA	PCT	3FG-3FGA	PCT	FT-FTA	PCT	OFF	DEF	TOT	AVG							
North Dakota	11/03/2025		05:51	1-1	1.000	0-0	.000	0-2	.000	1	4	5	5.0	2	0	1	0	0	2	2.0
at St. John's (NY)	11/08/2025		03:34	0-1	.000	0-0	.000	0-0	.000	0	1	1	3.0	2	0	1	0	0	0	1.0
Totals		0	09:24	1-2	.500	0-0	.000	0-2	.000	1	5	6	3.0	4	0	2	0	0	2	1.0

Player Averages

Games Played	Minutes/game	Points/game	FG Pct	3FG Pct	FT Pct	Rebounds/game	Assists/game	Turnovers/game	Assist/Turnover ratio	Steals/game	Blocks/game
2	4.7	1.0	50.0	0.0	0.0	3.0	0.0	1.0	0.0	0.0	0.0

Prep

- Rated as a four-star prospect in the 2026 recruiting class, the No. 2 prospect in Massachusetts and the No. 12 center in the country before reclassifying
- Averaged 9.5 points, 7.9 rebounds and 2.7 blocks per game during his junior season at The Newman School
- Led Newman to its first NEPSAC championship during his junior season
- Originally from Edo, Nigeria, Onyejiaka competed for Team New England and Boston Amateur Basketball Club on the AAU Circuit
- Competed at the 2025 NBPA Top 100 Camp



95
HOUSTON
MALLETTE

Alameda, Calif.
Pepperdine
Pacifica Christian HS

Guard / Graduate / 6-5 / 185

CAREER HIGHS

Points	31	2x, last vs. Indiana State (11/22/23)
Rebounds	9	vs. Cal St. Fullerton (12/6/23)
Assists	8	vs. Cal St. LA (12/19/22)
Steals	4	2x, last vs. Portland (2/17/24)
Blocks	2	4x, last at Portland (2/3/24)
Minutes	39	vs. Cal State Fullerton (12/6/23)
Field Goals	12	vs. Indiana State (11/22/23)
FG Att.	23	vs. Gonzaga (2/16/22)
3-Point FG	5	9x, last at Portland (2/3/24)
3-Point Att.	12	vs. UNLV (11/25/25)
Free Throws	9	at Gonzaga (1/4/24)
FT Att.	13	at Gonzaga (1/4/24)

2025-26 SEASON HIGHS

Points	19	vs. UNLV (11/25/25)
Rebounds	8	vs. North Dakota (11/3/25)
Assists	3	3x, last vs. Yale (12/29/25)
Steals	3	2x, last vs. UTSA (12/8/25)
Blocks	N/A	
Minutes	28	vs. North Dakota (11/3/25)
Field Goals	5	2x, last vs. South Florida (12/17/25)
FG Att.	14	vs. UNLV (11/25/25)
3-Point FG	4	2x, last vs. Yale (12/29/25)
3-Point Att.	12	vs. UNLV (11/25/25)
Free Throws	5	4x, last vs. UNLV (11/25/25)
FT Att.	5	5x, last vs. Clemson (12/3/25)

MISCELLANEOUS STATS

CATEGORY	2025-26	CAREER
Double-digit scoring	6	67
20+ point games	0	6
Double-digit rebounding	0	0
Double-doubles	0	0
Led UA in scoring	0	26
Led UA in rebounding	1	8
Led UA in three-pointers	1	38
Led UA in assists	0	22
Led UA in steals	0	21
Led UA in blocks	0	7
5+ assist games	0	11
3+ three-pointers	3	32
3+ steal games	1	8
3+ block games	0	0

MALLETTE'S CAREER STATS

Year	GP	GS	Min	Avg	FG	FGA	Pct	3FG	3FGA	Pct	FT	FTA	Pct	Off	Def	Tot	Avg	PF	FO	Ast	TO	Blk	Stl	Pts	Avg
2021-22*	32	29	1015	31.7	157	356	.441	71	186	.382	51	66	.773	8	99	107	3.3	70	1	60	42	7	21	436	13.6
2022-23*	31	30	1058	34.1	143	345	.414	55	167	.329	63	77	.818	5	108	113	3.6	63	0	77	44	2	29	404	13.0
2023-24*	31	31	975	31.4	152	353	.431	66	159	.415	85	104	.817	12	88	100	3.2	64	2	75	44	6	25	455	14.7
2024-25	6	0	47	7.8	7	12	.583	5	10	.500	0	0	.000	6	7	13	2.2	4	0	1	0	0	3	19	3.2
2025-26	13	11	320	24.7	31	80	.388	25	70	.357	26	28	.929	21	32	53	4.1	19	0	18	5	0	12	113	8.7
TOTAL	113	101	3415	30.2	490	1146	.428	222	592	.375	225	275	.818	52	334	386	3.4	220	3	231	135	15	90	1427	12.6

* Stats are from Pepperdine

MALLETTE'S NOTES



2025-26 Alabama Men's Basketball
Individual Game-by-Game
All games

Page 17/17
as of Dec 30, 2025

#95 MALLETTE, Houston

Opponent	Date	GS	MIN	Total		3-Pointers		Free throws		Rebounds				PF	A	TO	BLK	STL	PTS	AVG	
				FG-FGA	PCT	3FG-3FGA	PCT	FT-FTA	PCT	OFF	DEF	TOT	AVG								
North Dakota	11/03/2025	*	28:23	4-6	.667	2-4	.500	5-5	1.000	4	4	8	8.0	1	3	2	0	0	15	15.0	
at St. John's (NY)	11/08/2025	*	22:53	1-6	.167	1-6	.167	5-5	1.000	2	3	5	6.5	3	0	0	0	0	8	11.5	
Purdue	11/13/2025	*	18:50	3-7	.429	3-6	.500	0-0	.000	1	1	2	5.0	2	2	0	0	0	9	10.7	
vs Illinois	11/19/2025		23:14	2-5	.400	1-4	.250	5-5	1.000	1	2	3	4.5	3	0	0	0	1	10	10.5	
vs Gonzaga	11/24/2025	*	25:52	0-2	.000	0-2	.000	0-0	.000	1	1	2	4.0	0	0	0	0	0	0	8.4	
vs UNLV	11/25/2025	*	21:03	5-14	.357	4-12	.333	5-5	1.000	1	1	2	3.7	2	2	0	0	3	19	10.2	
vs Maryland	11/26/2025	*	24:15	3-7	.429	3-6	.500	0-0	.000	2	3	5	3.9	1	2	1	0	2	9	10.0	
Clemson	12/03/2025	*	32:33	2-6	.333	2-6	.333	4-5	.800	2	1	3	3.8	1	1	0	0	1	10	10.0	
UTSA	12/07/2025	*	23:22	0-5	.000	0-5	.000	1-1	1.000	2	1	3	3.7	1	3	1	0	3	1	9.0	
vs Arizona	12/13/2025		23:34	1-3	.333	1-3	.333	0-0	.000	1	3	4	3.7	1	1	0	0	0	3	8.4	
South Fla.	12/17/2025	*	25:09	5-8	.625	3-5	.600	1-2	.500	3	4	7	4.0	1	1	1	0	2	14	8.9	
vs Kennesaw St.	12/21/2025	*	25:57	1-2	.500	1-2	.500	0-0	.000	0	6	6	4.2	2	0	0	0	0	3	8.4	
Yale	12/29/2025	*	25:24	4-9	.444	4-9	.444	0-0	.000	1	2	3	4.1	1	3	0	0	0	12	8.7	
Totals			11	320:29	31-80	.388	25-70	.357	26-28	.929	21	32	53	4.1	19	18	5	0	12	113	8.7

Player Averages

Games Played	Minutes/game	Points/game	FG Pct	3FG Pct	FT Pct	Rebounds/game	Assists/game	Turnovers/game	Assist/Turnover ratio	Steals/game	Blocks/game
13	24.7	8.7	38.8	35.7	92.9	4.1	1.4	0.4	3.6	0.9	0.0

2024-25

- Named Played in six games before sitting out the rest of the season due to a season-ending injury

2022-24 (Pepperdine)

- Named to the 2024 All-WCC Honorable Mention squad
- Named to the 2022 All-WCC Freshman Team
- Scored 1,295 career points in his three seasons at Pepperdine
- Played in 94 games including 90 starts for the Waves
- Scored double figures in 61 collegiate games, including 22 times during his junior campaign
- Scored a career-high 31 points on Nov. 22 vs. Indiana State
- Ranked No. 5 in the WCC in scoring (14.7 ppg) and three-point field goal percentage (42.0) in 2024

Prep

- Scored 1,325 career points at Pacifica Christian high school
- A three-time All-CIF Southern Section honoree
- Averaged 19.4 points and 10.0 rebounds as a senior
- On the AAU circuit Mallette played for West Coast Elite and the Oakland Soldiers
- His father, Wesley, was a two-sport athlete at James Madison and is currently a Deputy AD at South Carolina

THE LAST TIME...

TEAM...

Scored 100 points or more:

December 29, 2025 - UA 102, Yale 78

Scored 110 points or more:

November 25, 2025 - UA 115, UNLV 76

Scored less than 50 points:

Jan. 6, 2018 - Georgia 65, UA 46

Allowed 100 points:

March 15, 2025 - Alabama 82, Florida 104

Held opponent to 40 points or less:

Jan. 10, 2015 - UA 56, Tennessee 38

Held opponent to 15 pts or less in half:

Jan. 31, 2023 - 15 points allowed vs. Vanderbilt (1st half)

Scored 60 points in a half:

November 25 - 64 points in 2nd half vs. UNLV

Won an overtime game:

March 8, 2025 - UA 93, No. 1 Auburn 91 (ot)

Lost an overtime game:

March 5, 2022 - LSU 80, UA 77 (4ot)

Played a double-overtime game:

Nov. 27, 2022 - UA 103, No. 1 North Carolina 101 (4ot)

Played a triple-overtime game:

Nov. 27, 2022 - UA 103, No. 1 North Carolina 101 (4ot)

Played a quadruple-overtime game:

Nov. 27, 2022 - UA 103, No. 1 North Carolina 101 (4ot)

Shot 60% in a game:

Feb. 11, 2025 - 61.8% (34-of-55) at Texas

Shot 60% or better in a half:

Nov. 26, 2025 - 64.7% (22-of-34) 2nd half vs. Maryland

Shot 70% or better in a half:

Nov. 17, 2023 - 79% (23-of-29) in 1st half vs. Mercer

Failed to hit a three-pointer in a game:

Dec. 4, 2010 vs. Purdue (399 games)

Made at least 20 three-pointers in a game:

December 29, 2025 vs. Yale (22)

Had at least 15 steals in a game:

Dec. 7, 2025 vs. UTSA (15)

Had at least 25 assists in a game:

November 26, 2025 vs. Maryland (29)

Had at least 10 blocks in a game:

Dec. 13, 2025 vs. Arizona (15)

Forced 25 turnovers in a game:

Nov. 11, 2012 vs. West Alabama (25)

Played a ranked opponent (AP poll):

December 13, 2025 - UA 75, No. 1 Arizona 96

Beat a ranked opponent at neutral site:

November 19, 2025 - UA 90, No. 8 Illinois 86

Beat a ranked opponent at home:

Feb. 25, 2025 - UA 111, No. 24 Mississippi State 73

Beat a ranked opponent on the road:

November 8, 2025 - UA 103, No. 5 St. John's 96

Beat a top-10 opponent:

November 19, 2025 - UA 90, No. 8 Illinois 86

Beat a top-10 opponent on the road:

November 8, 2025 - UA 103, No. 5 St. John's 96

Beat a top-5 opponent:

November 8, 2025 - UA 103, No. 5 St. John's 96

Beat a top-5 opponent on the road:

November 8, 2025 - UA 103, No. 5 St. John's 96

Played a No. 1 ranked opponent:

December 13, 2025 - UA 75, No. 1 Arizona 96

Beat a No. 1 ranked opponent on the road:

March 8, 2025 - UA 93, No. 1 Auburn 91 (ot)

Beat a No. 1 ranked opponent:

March 8, 2025 - UA 93, No. 1 Auburn 91 (ot)

INDIVIDUAL...

Had a player score 50 points:

Michael Nordholz (50) vs. Southern Miss, 12/12/76 (single-game scoring record)

Had a player score 40 points:

Brandon Miller (41) at South Carolina, 2/22/23

Had a player score 35 points:

Mark Sears (35) at No. 15 Missouri, 2/19/25

Had a player score 30 points:

Mark Sears (34) vs. No. 17 BYU, 3/27/25

Had a player grab 20 rebounds:

Richard Hendrix (23) vs. Troy, 11/9/07

Had a player dish out 10 or more assists:

Aden Holloway (10) vs. Maryland, 11/26/25

Had a player block five shots:

Aiden Sherrell (8) vs. Arizona, 12/13/25

Had a player block 10 shots:

Roy Rogers (10) vs. LSU, 2/17/96

Had a player with seven or more steals in a game:

Jeremy Hays (8) vs. Oregon State, 12/12/98

Had three players score 20 or more in a game

Jalil Bethea (21), London Jemison (20), and Labaron Philon Jr. (20) vs. UTSA, 12/7/25

Had two players record a double-double in same game:

Mouhamed Dioubate (10 pts, 11 rebs), Mark Sears (21 pts, 10 assts) vs. No. 24 Mississippi State, 1/4/25

Had three players record a double-double in same game:

Jermareo Davidson (12 pts, 12 rebs), Alonzo Gee (22 pts, 10 rebs), Richard Hendrix (18 pts, 12 rebs) vs. Louisiana Monroe, 11/28/06

Had a player record a double-double in three consecutive games:

Donta Hall (14 pts, 16 rebs vs. Texas A&M, 12 pts, 11 rebs at Missouri, 16 pts, 12 rebs vs. Tennessee) (Jan. 12, Jan. 16, Jan. 19, 2019)

Had a player record a double-double in four consecutive games:

Donta Hall (14 pts, 16 rebs vs. Texas A&M, 12 pts, 11 rebs at Missouri, 16 pts, 12 rebs vs. Tennessee, 10 pts, 11 rebs vs. Ole Miss) (Jan. 12, Jan. 16, Jan. 19, Jan. 22, 2019)

Had six or more players score in double figures:

Aden Holloway (29), Houston Mallette (19), London Jemison (18), Amari Allen (13), Labaron Philon Jr. (13) and Taylor Bol Bowen (12) vs. UNLV

Players who recorded a triple-double:

Aaron Estrada (18 pts, 10 rebs, 10 asts) at Ole Miss, 2/28/24
Kira Lewis Jr. (10 pts, 10 rebs, 13 asts) at Auburn, 2/12/20
Roy Rogers (27 pts, 10 rebs, 10 blocks) vs. LSU, 2/17/96
Roy Rogers (15 pts, 12 rebs, 14 blks) at Georgia, 2/10/96

**indicates SEC record*

2025-26 BOX SCORES

GAME 1: #15/16 ALABAMA VS. NORTH DAKOTA



Official Basketball Box Score - Final
North Dakota at Alabama
 11/03/25 Coleman Coliseum, Tuscaloosa
 2025-26 Men's Basketball

Game Time: 7:00 PM
 Game Duration: 1:57
 Attendance: 13,474

Officials: Don Daly, Lucas Santos, Rob Riorke

North Dakota - 62

Record: 0-1

NO. Name	Min	FG M-A	3P M-A	FT M-A	Rebounds OR DR TOT	Fouls PF FD	TP	AS	TO	ST	Blocks BS BA	+/-
13 George Natsvishvili	F 19:20	3-4	0-0	0-3	2 2 4	1 3	6	2	2	0	1	-20
2 Eli King	G 26:42	4-8	1-2	2-2	1 5 6	3 1	11	1	0	4	0	-28
11 Reggie Thomas	G 09:20	1-2	0-1	0-0	0 1 1	0 0	2	0	0	0	0	-12
16 Garrett Anderson	G 26:04	6-17	1-5	0-0	0 3 3	1 2	13	1	1	3	0	-23
33 Anthony Doppler	G 13:48	0-4	0-1	0-2	0 1 1	2 1	0	1	0	0	0	-20
1 Zach Kraft	16:25	2-6	2-6	0-0	0 0 0	0 0	6	1	0	0	0	-1
9 Anthony Smith III	21:46	3-8	0-1	2-2	0 0 0	1 3	8	4	2	2	0	-8
22 Josh Jones	10:48	0-0	0-0	0-0	0 1 1	5 0	0	2	0	1	0	-5
0 Marley Curtis	21:33	2-6	1-3	1-2	1 3 4	4 1	6	0	3	0	0	-10
3 Greyson Uelmen	24:22	2-5	0-1	2-4	0 1 1	1 3	6	1	2	1	0	-14
5 Matthew Bothun	07:33	0-1	0-0	0-0	0 0 0	1 0	0	0	0	0	0	-3
15 Ryan Erikson	02:19	1-1	0-0	2-2	0 1 1	0 1	4	0	0	0	0	-1
Team					3 1 4	0	0					
Totals		24-62	5-20	9-17	7 19 26	19 15	62	13	10	11	1	-7

Major Fouls: NONE

Alabama - 91

Record: 1-0

NO. Name	Min	FG M-A	3P M-A	FT M-A	Rebounds OR DR TOT	Fouls PF FD	TP	AS	TO	ST	Blocks BS BA	+/-
5 Amari Allen	F 31:54	4-9	2-6	2-2	1 6 7	3 1	12	5	1	3	1	0 30
7 Taylor Bol Bowen	F 17:39	1-4	0-2	6-6	0 3 3	0 3	8	1	2	0	1	0 5
22 Aiden Sherrell	F 20:08	3-5	1-2	2-3	0 4 4	1 3	9	1	1	1	4	0 21
0 Labaron Philon	G 30:51	9-13	2-4	2-2	0 3 3	0 3	22	8	4	0	1	0 29
95 Houston Mallette	G 28:23	4-6	2-4	5-5	4 4 8	1 2	15	3	2	0	0	0 29
6 London Jemison	24:12	4-11	1-6	3-5	2 2 4	3 3	12	0	0	1	0	0 12
4 Davion Hannah	25:24	4-7	0-2	1-2	0 3 3	2 3	9	2	4	3	0	1 8
15 Noah Williamson	14:01	1-2	0-1	0-0	0 4 4	3 0	2	2	0	0	0	0 11
34 Collins Onyejiaka	05:51	1-1	0-0	0-2	1 4 5	2 1	2	0	1	0	0	0 -3
25 Jacob Martin	00:33	0-0	0-0	0-0	0 0 0	0 0	0	0	0	0	0	0 1
30 Klark James	00:33	0-0	0-0	0-0	0 0 0	0 0	0	0	0	0	0	0 1
31 Jack Fagan	00:33	0-0	0-0	0-0	0 0 0	0 0	0	0	0	0	0	0 1
Team					3 2 5	0	0					
Totals		31-58	8-27	21-27	11 35 46	15 19	91	22	15	8	7	1 29

Major Fouls: NONE

	UND	ALA
Biggest lead	0 (1 st 20:00)	29 (2 nd 2:19)
Best Scoring Run	6 (2 nd 13:46)	9 (1 st 15:05)
Lead Changes	0	
Times Tied	1	
Time with Lead	00:00	39:43

Points from Turnovers	UND	ALA
Paint	30	44
Second Chance	1	8
Fast Breaks	11	24
Bench	30	25

Period by Period Scoring	1st	2nd	TOT
UND	32	30	62
ALA	48	43	91

GAME 2: #15/16 ALABAMA AT #5/6 ST. JOHN'S



Official Basketball Box Score - Final
Alabama at St. John's (NY)
 11/08/25 Madison Square Garden, New York
 2025-26 Men's Basketball

Game Time: 12:00 PM
 Game Duration: 2:19
 Attendance: 17,319

Officials: James Breeding, Courtney Green, Matt Peltier

Alabama - 103

Record: 2-0

NO. Name	Min	FG M-A	3P M-A	FT M-A	Rebounds OR DR TOT	Fouls PF FD	TP	AS	TO	ST	Blocks BS BA	+/-
7 Taylor Bol Bowen	F 28:29	6-7	1-2	4-6	4 5 9	3 3	17	1	1	2	2	0 -6
22 Aiden Sherrell	F 16:53	4-9	1-3	0-0	2 0 2	4 0	9	0	3	0	0	1 -7
0 Labaron Philon	G 28:56	10-17	2-5	3-6	1 2 3	4 4	25	3	1	1	0	1 5
2 Aden Holloway	G 32:42	9-18	2-9	1-1	0 2 2	5 3	21	4	0	1	0	0 3
95 Houston Mallette	G 22:53	1-6	1-6	5-5	2 3 5	3 2	8	0	0	0	0	0 -7
3 Latrell Wrightsell Jr.	22:29	6-13	4-8	1-3	0 3 3	1 3	17	3	0	4	0	1 17
5 Amari Allen	24:29	3-8	0-2	0-1	2 8 10	2 1	6	2	1	1	0	0 19
15 Noah Williamson	09:07	0-1	0-0	0-0	2 1 3	3 1	0	0	0	0	1	0 16
4 Davion Hannah	02:12	0-1	0-0	0-0	0 0 0	0 0	0	0	0	0	1	1 4
6 London Jemison	08:16	0-0	0-0	0-0	0 2 2	0 0	0	0	0	0	0	0 1
34 Collins Onyejiaka	03:34	0-1	0-0	0-0	0 1 1	2 0	0	0	1	0	0	0 -10
Team					1 2 3	0	0					
Totals		39-81	11-35	14-22	14 29 43	27 17	103	13	7	9	5	4 7

Major Fouls: Williamson (F1) 2nd 15:09

St. John's (NY) - 96

Record: 1-1

NO. Name	Min	FG M-A	3P M-A	FT M-A	Rebounds OR DR TOT	Fouls PF FD	TP	AS	TO	ST	Blocks BS BA	+/-
1 Dillon Mitchell	F 29:19	2-2	0-0	3-5	1 3 4	2 4	7	4	0	1	0	0 -16
23 Bryce Hopkins	F 28:20	5-12	0-3	9-13	1 3 4	1 7	19	1	2	0	0	1 -8
24 Zubey Ejorfor	F 28:28	9-12	2-3	7-10	5 5 10	2 5	27	3	4	2	2	0 14
3 Joslyn Sanon	G 25:12	1-6	1-2	4-4	0 4 4	3 3	7	0	0	0	0	0 -12
4 Ozyiah Sellers	G 34:20	5-10	0-1	4-5	0 7 7	4 3	14	3	4	1	0	0 1
11 Ian Jackson	22:35	6-14	1-3	1-3	0 4 4	2 2	14	3	2	0	1	1 -7
2 Sadiku Ibene Ayo	17:40	1-1	0-0	0-0	0 2 2	0 1	2	3	0	0	0	0 12
6 Casper Pohito	02:34	0-0	0-0	0-0	0 0 0	0 1	0	0	0	0	0	0 3
17 Ruben Prey	11:32	2-6	2-5	0-0	0 3 3	3 1	6	1	0	0	1	1 7
Team					3 1 4	0	0					
Totals		31-63	6-17	28-40	10 32 42	17 27	96	18	12	4	5	-7

Major Fouls: NONE

	BAMA	SJU
Biggest lead	12 (2 nd 1:44)	2 (1 st 17:24)
Best Scoring Run	9 (2 nd 15:18)	8 (1 st 4:27)
Lead Changes	18	
Times Tied	7	
Time with Lead	32:04	05:20

Points from Turnovers	BAMA	SJU
Paint	19	7
Second Chance	54	40
Fast Breaks	21	21
Bench	23	22

Period by Period Scoring	1st	2nd	TOT
BAMA	53	50	103
SJU	44	52	96

GAME 3: #8/9 ALABAMA VS. #2/1 PURDUE



Official Basketball Box Score - Final
Purdue at Alabama
 11/19/25 Coleman Coliseum, Tuscaloosa
 2025-26 Men's Basketball

Game Time: 6:00 PM
 Game Duration: 2:13
 Attendance: 13,474

Officials: Joe Lindsay, Ben Lenox, Brian Dorsey

Purdue - 87

Record: 3-0

NO. Name	Min	FG M-A	3P M-A	FT M-A	Rebounds OR DR TOT	Fouls PF FD	TP	AS	TO	ST	Blocks BS BA	+/-
4 Trey Kaufman-Renn	F 33:50	9-16	1-2	0-0	8 7 15	0 3	19	5	2	0	0	1 20
45 Oscar Cluff	C 24:26	3-7	0-0	3-4	3 8 11	3 3	9	2	0	0	0	1 10
0 C.J. Cox	G 22:57	1-2	0-1	1-1	1 1 2	2 2	3	0	0	0	0	0 14
2 Fletcher Loyer	G 31:14	3-8	1-4	0-0	0 3 3	2 1	7	2	1	2	0	0 8
3 Braden Smith	G 34:14	7-19	5-10	10-12	1 6 7	3 6	29	4	3	0	0	2 7
12 Daniel Jacobsen	15:34	4-6	0-0	1-3	2 3 5	1 2	9	1	1	0	0	0 -3
24 Gicari Harris	14:44	1-3	1-1	1-2	1 3 4	1 1	4	0	1	1	0	0 -6
14 Jack Bentler	06:02	0-0	0-0	0-0	1 0 1	1 0	0	0	0	0	0	0 -14
17 Omer Mayer	16:59	3-5	1-3	0-1	0 0 0	2 1	7	2	1	0	0	0 -1
Team					2 2 4	0	0					
Totals		31-66	9-21	16-23	19 33 52	15 19	87	16	10	3	0	4 7

Major Fouls: NONE

Alabama - 80

Record: 2-1

NO. Name	Min	FG M-A	3P M-A	FT M-A	Rebounds OR DR TOT	Fouls PF FD	TP	AS	TO	ST	Blocks BS BA	+/-
7 Taylor Bol Bowen	F 25:30	4-7	3-6	2-2	0 2 2	4 1	13	0	1	2	1	0 -6
22 Aiden Sherrell	F 22:59	4-5	1-2	3-3	2 2 4	2 3	12	1	0	2	0	0 -11
0 Labaron Philon	G 27:56	5-14	1-6	0-1	0 4 4	2 4	11	7	4	3	1	0 -9
2 Aden Holloway	G 35:09	7-13	5-9	2-2	0 2 2	2 2	21	3	1	0	0	0 -2
95 Houston Mallette	G 18:50	3-7	3-6	0-0	1 1 2	2 0	9	2	0	0	0	0 -8
3 Latrell Wrightsell Jr.	30:05	2-9	1-6	1-1	0 3 3	0 3	6	2	0	0	1	0 -1
5 Amari Allen	19:53	1-4	1-2	0-0	0 4 4	2 1	3	1	0	1	0	0 -4
15 Noah Williamson	09:05	1-3	1-3	0-1	1 0 1	4 1	3	0	0	0	1	0 6
4 Davion Hannah	04:36	0-0	0-0	0-0	1 0 1	1 0	0	1	0	0	0	0 -1
6 London Jemison	05:58	1-4	0-3	0-0	0 0 0	0 0	2	0	0	0	0	0 1
Team					2 3 5	0	0					
Totals		28-66	16-43	8-10	7 21 28	19 15	80	17	6	8	4	0 -7

Major Fouls: NONE

	PUR	ALA
Biggest lead	8 (2 nd 5:11)	4 (2 nd 11:34)
Best Scoring Run	7 (1 st 15:09)	9 (1 st 12:23)
Lead Changes	21	
Times Tied	14	
Time with Lead	23:50	07:11

Points from Turnovers	PUR	ALA
Paint	30	22
Second Chance	16	7
Fast Breaks	0	13
Bench	20	14

Period by Period Scoring	1st	2nd	TOT
PUR	43	44	87
ALA	41	39	80

GAME 4: #11/11 ALABAMA VS. #8/8 ILLINOIS



Official Basketball Box Score - Final
Alabama at St. John's (NY)
 11/19/25 United Center, Chicago
 2025-26 Men's Basketball

2025-26 BOX SCORES

GAME 5: #8/9 ALABAMA VS. #12/10 GONZAGA



Official Basketball Box Score - Final
Gonzaga at Alabama
11/24/25 MGM Grand Garden Arena, Las Vegas
2025-26 Men's Basketball

Game Time: 6:30 PM
Game Duration: 2:16

Officials: Don Daly, Greg Nixon, Edwin Young

Gonzaga - 95

Record: 6-0

NO.	Name	Min	FG	3P	FT	Rebounds	Fouls	TP	AS	TO	ST	Blocks	BS	BA	+/
			M-A	M-A	M-A	OR DR TOT	PF FD								
15	Graham Ike	F 33:12	8-19	0-1	5-6	3 8 11	3 7 21	3	0	0	0	2	14		
34	Braden Huff	F 26:17	9-12	0-1	0-3	4 4 8	2 2 18	2	2	1	1	0	12		
7	Tyon Grant-Foster	G 29:34	9-16	1-4	2-4	5 2 7	2 4 21	1	1	1	2	0	14		
17	Mario Saint-Supery	G 31:57	0-2	0-1	10-11	0 5 5	0 6 10	6	3	1	0	0	21		
23	Adam Miller	G 15:08	2-8	1-5	2-2	1 2 3	3 1 7	0	0	0	0	0	2		
8	Jalen Warley	G 19:48	1-2	0-0	0-0	1 2 3	2 0 2	0	1	1	1	0	1		
5	Emmanuel Innocenti	11:54	2-3	0-1	0-0	2 0 2	2 0 4	1	2	2	0	0	-8		
2	Steele Venters	22:40	4-9	4-8	0-0	1 1 2	5 0 12	0	1	1	0	0	8		
3	Braden Smith	08:05	0-1	0-0	0-0	1 1 1	1 0 0	0	1	1	0	0	-10		
4	Davis Fogle	01:25	0-0	0-0	0-0	0 0 0	0 0 0	0	0	0	0	0	2		
Team						3 3 6	0 0	0	0	0	0	0	0	0	0
Totals			35-72	6-22	19-26	20 28 48	20 20	95	13	11	7	3	3	10	

Shooting By Period		
1 st FG%	18-36	50.0%
3PT%	3-12	25.0%
FT%	6-12	50%
2 nd FG%	17-36	47.2%
3PT%	3-10	30.0%
FT%	13-14	92.9%
GM FG%	25-72	48.6%
3PT%	6-22	27.3%
FT%	19-26	73.1%
Dead Ball Rebounds: 1, 0		



Official Basketball Box Score - Final
UNLV at Alabama
11/25/25 MGM Grand Garden Arena, Las Vegas
2025-26 Men's Basketball

Game Time: 9:00 PM
Game Duration: 2:01
Attendance: 2,799

Officials: Lee Cassell, Owen Shortt, Tommy Morrissey

UNLV - 78

Record: 3-4

NO.	Name	Min	FG	3P	FT	Rebounds	Fouls	TP	AS	TO	ST	Blocks	BS	BA	+/
			M-A	M-A	M-A	OR DR TOT	PF FD								
2	Kimari Hamilton	F 31:41	6-15	0-3	1-1	2 3 5	5 2 13	4	0	0	0	1	30		
6	Tyrin Jones	F 32:57	2-4	0-0	0-4	1 2 3	2 2 4	4	6	0	1	1	0	-39	
0	Dra Gibbs-Lawhorn	G 33:46	9-19	3-8	4-5	0 4 4	2 3 25	1	4	3	0	1	35		
3	Howie Fleming Jr.	G 31:53	3-6	1-1	0-0	2 2 4	2 2 7	1	4	1	0	1	-28		
12	Issac Williamson	G 28:51	6-16	4-10	2-4	0 2 2	4 4 18	2	1	0	1	2	-37		
7	Al Green	18:28	3-5	1-3	0-0	0 1 1	2 0 7	0	1	2	0	0	-11		
1	Ladji Dembele	10:00	0-3	0-2	0-0	1 1 2	3 0 0	0	0	0	0	0	-3		
22	Walter Brown	12:24	1-3	0-1	0-0	1 1 2	3 1 2	2	2	0	1	0	-12		
Team						3 2 5	0 0	0	0	0	0	0	0	0	0
Totals			30-71	9-28	7-14	10 18 28	23 14	76	16	10	8	2	6	1-39	

Shooting By Period		
1 st FG%	14-35	40.0%
3PT%	5-18	27.8%
FT%	3-7	42.9%
2 nd FG%	16-36	44.4%
3PT%	4-10	40.0%
FT%	4-7	57.1%
GM FG%	30-71	42.3%
3PT%	9-28	32.1%
FT%	7-14	50.0%
Dead Ball Rebounds: 4, 0		

Alabama - 115

Record: 4-2

NO.	Name		Min	FG	3P	FT	Rebounds	Fouls	TP	AS	TO	ST	Blocks	BS	BA	+/
				M-A	M-A	M-A	OR DR TOT	PF FD								
7	Taylor Bol Bowen	F	20:27	3-6	1-4	5-5	0 7 7	2 3 12	0	0	1	1	0	1	0	27
22	Aiden Sherrell	F	12:39	3-5	0-0	1-2	4 4 8	0 1 13	1	0	0	1	1	0	1	16
0	Labaron Philon	G	22:42	6-10	0-3	1-3	1 3 4	1 12 13	4	2	2	0	0	1	0	8
2	Aden Holloway	G	24:57	9-14	5-6	3-3	1 3 4	3 4 26	4	2	0	0	1	0	1	34
95	Houston Mallette	G	21:03	5-14	4-12	5-5	1 1 2	2 3 19	2	0	3	0	0	0	0	39
4	Davion Hannah	24:36	0-0	0-0	0-0	0-0	0 1 1	0 0 1	0	1	0	1	0	0	0	19
5	Amari Allen	17:52	4-6	2-4	3-4	1 4 5	1 12 13	6	3	0	2	0	8	0	0	8
6	London Jemison	23:46	5-7	2-3	6-7	2 3 5	0 5 18	0	2	0	0	0	0	0	0	29
10	Keltren Bristow	11:55	0-2	0-1	3-4	0 3 3	1 2 3	0	0	0	1	0	2	0	0	2
15	Noah Williamson	17:41	1-1	0-0	2-2	4 6 4	1 4 2	3	0	0	0	0	0	0	0	12
25	Jacob Martin	02:22	0-0	0-0	0-0	0 0 0	0 0 0	0	0	0	0	1	0	1	0	1
Team							2 1 3	0 0	0	0	0	0	0	0	0	0
Totals				36-65	14-33	29-35	14 34 48	14 23 115	20	12	7	6	2	39		

Shooting By Period		
1 st FG%	15-32	46.9%
3PT%	6-17	35.3%
FT%	15-19	78.9%
2 nd FG%	21-33	63.6%
3PT%	8-16	50.0%
FT%	14-16	87.5%
GM FG%	36-65	55.4%
3PT%	14-33	42.4%
FT%	29-35	82.9%
Dead Ball Rebounds: 3, 0		

Alabama - 85

Record: 3-2

NO.	Name	Min	FG	3P	FT	Rebounds	Fouls	TP	AS	TO	ST	Blocks	BS	BA	+/
			M-A	M-A	M-A	OR DR TOT	PF FD								
7	Taylor Bol Bowen	F 13:53	1-3	0-1	0-0	1 3 4	5 0 2	1	0	0	0	1	-5		
22	Aiden Sherrell	F 30:02	6-9	0-1	2-5	4 2 6	2 4 14	2	2	1	3	0	-14		
0	Labaron Philon	G 36:54	11-18	3-6	4-7	0 0 0	3 5 29	7	6	2	0	0	-12		
2	Aden Holloway	G 28:21	4-15	2-10	3-3	1 2 3	2 4 13	2	0	1	0	2	-7		
95	Houston Mallette	G 25:52	0-2	0-2	0-0	1 1 2	0 0 0	0	0	0	0	0	-6		
10	Keltren Bristow	18:50	3-9	0-2	1-2	3 8 11	2 3 7	0	3	1	0	0	-2		
5	Amari Allen	29:37	4-7	2-4	4-6	1 3 4	2 3 14	1	1	2	0	0	-4		
6	London Jemison	08:18	2-2	0-0	0 0 4	4 4 1	6 0 0	0	1	0	0	0	-3		
15	Noah Williamson	04:00	0-2	0-1	0-0	0 0 0	0 0 0	0	0	0	0	0	-1		
4	Davion Hannah	04:13	0-0	0-0	0-0	0 0 0	0 0 0	0	0	0	0	0	-2		
Team						2 0 2	0 0	0	0	0	0	0	0	0	0
Totals			31-67	9-29	14-23	13 23 36	20 20	85	13	13	7	3	3	10	

Shooting By Period		
1 st FG%	16-33	48.5%
3PT%	3-14	21.4%
FT%	7-8	87.5%
2 nd FG%	15-34	44.1%
3PT%	6-15	40.0%
FT%	7-15	46.7%
GM FG%	31-67	46.3%
3PT%	9-29	31.0%
FT%	14-23	60.9%
Dead Ball Rebounds: 4, 0		

GON		ALA	
Biggest lead	13 (2 nd 0:50)	6 (1 st 10:10)	
Best Scoring Run	11 (2 nd 2:47)	10 (2 nd 11:55)	
Lead Changes	11		
Times Tied	8		
Time with Lead	20:46	15:56	

Points from		GON		ALA	
Turnovers	14	9			
Paint	25	42			
Second Chance	52	10			
Fast Breaks	16	10			
Bench	18	27			

Period by Period Scoring			
1st	2nd	TOT	
GON	45	50	95
ALA	42	43	85

UNV		ALA	
Biggest lead	1 (1 st 19:17)	41 (2 nd 1:36)	
Best Scoring Run	7 (2 nd 16:15)	12 (2 nd 7:02)	
Lead Changes	4		
Times Tied	0		
Time with Lead	01:50	37:56	

Points from		UNV		ALA	
Turnovers	10	15			
Paint	42	42			
Second Chance	7	16			
Fast Breaks	4	16			
Bench	9	38			

Period by Period Scoring			
1st	2nd	TOT	
UNV	36	40	76
ALA	51	64	115

GAME 7: #8/9 ALABAMA VS. MARYLAND



Official Basketball Box Score - Final
Maryland at Alabama
11/26/25 MGM Grand Garden Arena, Las Vegas
2025-26 Men's Basketball

Game Time: 9:00 PM
Game Duration: 1:53
Attendance: 3,947

Officials: D.J. Carstensen, Nathan Farnell, Owen Shortt

Maryland - 72

Record: 5-3

NO.	Name	Min	FG M-A	3P M-A	FT M-A	Reb OR DR	Totals Reb	Fouls PF FD	TP	AS	TO	ST	Blocks BS	BA	+/-
13	Elijah Saunders	F 24:10	2-7	0-1	0-0	4 1	5 2	0 4	3	1	0	0	0	0	-27
21	Pharrel Payne	F 26:21	5-13	0-0	4-5	1 3	4 1	1 5	14	4	1	0	2	3	-22
1	Darius Adams	G 27:12	7-17	5-7	1-2	0 3	3 4	2 20	0	3	1	0	2	1	-18
7	Andre Mills	G 30:48	3-11	0-5	0-0	0 3	3 2	1 6	1	0	0	0	1	0	-20
8	David Coit	G 15:54	3-5	0-2	0-1	0 1	1 0	2 6	0	0	1	1	0	0	-35
2	Myles Rice	11:40	0-4	0-2	0-0	0 0	0 0	1 1	0	3	0	0	0	1	-11
12	Isaiah Watts	18:20	2-6	0-2	0-0	0 1	1 1	0 4	0	1	1	1	0	0	-16
24	Aleks Alston	25:00	3-9	2-6	0-1	3 4	7 1	8 1	1	1	1	1	0	1	-14
18	Guillermo Del Pino	20:11	3-4	2-2	2-2	0 0	0 0	2 1	10	0	1	2	0	0	-2
45	Collin Metcalf	00:24	0-0	0-0	0-0	0 0	0 0	1 0	0	0	0	0	0	0	0
Team						5 1 6			0	0	0	0	0	0	
Totals			28-76	9-27	7-11	13 17	30 15	13 72	12	9	6	2	9	9	-33

2025-26 BOX SCORES

GAME 9: #12/12 ALABAMA VS. UTSA



Official Basketball Box Score - Final
UTSA at Alabama
 12/17/25 Coleman Coliseum, Tuscaloosa
 2025-26 Men's Basketball

Game Time: 1:00 PM
 Game Duration: 1:52
 Attendance: 13,474

Officials: Courtney Green, Lucas Santos, Michael Wallace

UTSA - 55

Record: 4-5

NO. Name	Min	FG	3P	FT	Rebounds	Fouls	TP	AS	TO	ST	Blocks	+/-
		M-A	M-A	M-A	OR DR TOT	PF FO					BS BA	
1 Kaidon Rayfield	F 21:50	3-6	0-1	0-5	0 5 5	4 4	6	1	4	0	0 0	-7
23 Mattheo Coffi	F 15:57	0-2	0-1	0-0	1 2 3	0 0	0	0	2	0	0 1	-2
0 Dorian Hayes	G 33:18	4-8	4-8	0-0	1 4 5	4 4	12	0	0	1	1 0	-38
2 Austin Nunez	G 30:51	2-11	1-6	2-2	0 2 2	3 3	7	4	1	0	0 3	-39
7 Jamir Simpson	G 27:19	7-17	2-8	4-5	1 6 7	3 3	20	0	3	1	0 1	-17
4 Brent Moss	24:50	1-9	1-8	0-0	0 3 3	0 0	3	1	1	1	0 1	-36
12 Daniel Akotby	07:31	1-1	0-0	1-2	1 1 2	0 1	3	0	1	0	0 0	-12
24 Baboucar Njie	25:01	0-2	0-0	0-0	1 4 5	2 1	0	2	5	0	2 0	-38
6 Macaleab Rich	07:28	1-3	0-1	0-2	1 1 2	1 2	2	0	1	1	0 0	-18
10 Mo Njie	05:55	1-2	0-0	0-0	2 0 2	0 0	2	0	0	0	0 0	-12
Team					1 4 5	0 0	0	0	0	0	0 0	
Totals		20-61	8-33	7-16	9 32 41	17 15	55	8	18	4	3 6	-42

Major Fouls: Akotby (TF) 1 9 7:49

Shooting By Period	1st	2nd	3rd	4th	FT
1st FG%	6-26	23.1%			
3PT%	2-14	14.3%			
2nd FG%	14-35	40.0%			
3PT%	6-19	31.6%			
FT%	4-10	40%			
GM FG%	20-61	32.8%			
3PT%	8-33	24.2%			
FT%	7-16	43.8%			

Dead Ball Rebounds: 3, 0

Alabama - 97

Record: 7-2

NO. Name	Min	FG	3P	FT	Rebounds	Fouls	TP	AS	TO	ST	Blocks	+/-
		M-A	M-A	M-A	OR DR TOT	PF FO					BS BA	
5 Amari Allen	F 33:11	5-13	1-6	0-0	1 9 10	2 0	11	4	1	2	1 0	31
22 Aiden Sherrell	F 19:34	1-6	1-4	0-0	6 5 11	0 1	3	1	1	0	3 2	21
0 Labaron Philon	G 22:13	7-11	3-6	2-5	7 1 3	20 6	0	4	0	0	0 0	20
3 Latrell Wrightsell Jr.	G 20:57	4-18	2-14	0-0	0 3 3	4 1	10	4	1	0	1 0	15
95 Houston Mallette	G 23:22	0-5	0-5	1-1	2 1 3	1 1	1	3	1	3	0 0	26
6 London Jemison	17:50	6-10	2-6	6-7	1 1 2	3 4	20	0	0	2	0 0	18
1 Jalli Betha	21:56	6-12	5-10	4-4	0 6 6	1 3	21	2	0	2	0 0	26
4 Davion Hannah	23:00	2-5	2-5	3-4	3 5 8	0 4	9	2	2	1	0 0	28
15 Noah Williamson	11:20	0-0	0-0	2 1 3	3 0 3	0 0	0	0	0	1	0 1	13
11 Preston Murphy Jr.	04:47	0-1	0-1	0-0	0 2 2	0 0	0	0	0	0	0 0	9
25 Jacob Martin	01:50	1-1	0-0	0-0	0 0 0	0 0	0	2	0	0	1 0	3
Team					2 0 2	0 0	0	0	0	0	0 0	
Totals		32-82	16-57	17-20	19 38 57	15 17	97	22	5	15	6 3	42

Major Fouls: NONE

Shooting By Period	1st	2nd	3rd	4th	FT
1st FG%	18-43	41.9%			
3PT%	11-31	35.5%			
FT%	9-9	100%			
2nd FG%	14-39	35.9%			
3PT%	5-26	19.2%			
FT%	8-11	72.7%			
GM FG%	32-82	39.0%			
3PT%	16-57	28.1%			
FT%	17-20	85.0%			

Dead Ball Rebounds: 2, 0

	UTSA	ALA
Biggest lead	0 (1 st 20:00)	44 (2 nd 1:18)
Best Scoring Run	5 (2 nd 14:39)	13 (1 st 0:07)
Lead Changes	0	
Times Tied	0	
Time with Lead	00:00	38:55

Points from	UTSA	ALA
Turnovers	5	34
Paint	20	30
Second Chance	7	22
Fast Breaks	13	29
Bench	10	52

Period by Period Scoring	1st	2nd	TOT
UTSA	17	38	55
ALA	56	41	97

GAME 10: #12/12 ALABAMA VS. #1/2 ARIZONA



Official Basketball Box Score - Final
Arizona at Alabama
 12/13/25 Legacy Arena, Birmingham
 2025-26 Men's Basketball

Game Time: 8:30 PM
 Game Duration: 2:04
 Attendance: 14,948

Officials: Bart Lenox, K.B. Burdett Jr., Bret Smith

Arizona - 96

Record: 9-0

NO. Name	Min	FG	3P	FT	Rebounds	Fouls	TP	AS	TO	ST	Blocks	+/-
		M-A	M-A	M-A	OR DR TOT	PF FO					BS BA	
8 Ivan Kharchenkov	F 24:21	5-9	0-2	0-0	1 1 2	0 1	10	2	2	5	0 1	22
10 Koa Pest	20:00	2-5	0-0	2-5	0 1 1	3 4	6	1	0	0	2 0	10
13 Motejus Krivas	G 29:21	5-16	1-2	3-5	9 5 14	0 3	14	1	0	1	5 16	
0 Jaden Bradley	G 31:06	4-9	1-2	4-4	0 5 5	3 2	13	7	1	3	0 2	15
5 Brayden Burries	G 34:27	11-19	5-10	1-1	2 5 7	4 1	28	2	0	1	0 1	25
30 Tobe Awaka	22:41	2-8	0-0	3-4	7 8 15	2 3	7	2	0	0	4 26	
2 Dwayne Aristode	13:45	1-3	1-3	0-0	1 0 1	0 0	3	0	0	1	0 0	0
3 Anthony Dell'Orso	19:23	5-13	2-7	1-1	0 3 3	2 2	13	0	1	0	0 0	-1
15 Sidi Gueye	01:14	0-0	0-0	0-0	0 0 0	0 0	0	0	0	0	0 0	-2
21 Evan Nelson	01:14	0-0	0-0	0-0	0 0 0	0 0	0	1	0	0	0 0	-2
22 Addison Arnold	01:14	0-1	0-0	0-0	0 0 0	0 0	0	0	0	0	0 0	-2
42 Sven Djopmo	01:14	1-1	0-0	0-0	0 0 0	0 0	2	0	0	0	0 0	-2
Team					2 2 4	0 0	0	0	0	0	0 0	
Totals		36-84	10-26	14-20	22 30 52	15 16	96	16	4	10	1 15	21

Major Fouls: Awaka (F1) 2nd 14:01

Alabama - 75

Record: 7-3

NO. Name	Min	FG	3P	FT	Rebounds	Fouls	TP	AS	TO	ST	Blocks	+/-
		M-A	M-A	M-A	OR DR TOT	PF FO					BS BA	
7 Taylor Bol Bowen	F 26:04	2-5	2-5	2-2	0 4 4	4 1	8	0	3	0	4 0	-11
22 Aiden Sherrell	F 20:30	3-7	1-4	0-0	0 5 5	1 1	7	0	1	0	8 0	-10
0 Labaron Philon	G 34:06	7-16	3-6	7-10	0 10 10	0 5	24	5	5	0	1 0	19
2 Aden Holloway	G 20:33	0-2	0-0	0-0	0 0 0	1 0	0	2	2	0	0 0	-10
3 Latrell Wrightsell Jr.	G 25:01	6-12	3-6	2-2	0 3 3	0 2	21	2	0	1	0 0	-3
10 Keitenn Bristow	12:13	1-2	1-2	0-0	1 1 2	2 1	3	1	0	0	0 0	-11
5 Amari Allen	18:55	2-6	0-3	1-2	0 0 0	1 2	5	1	3	1	1 1	-16
6 London Jemison	05:34	0-1	0-1	0-0	1 0 1	4 0	0	0	0	0	0 0	-6
95 Houston Mallette	23:34	1-3	1-3	0-0	1 3 4	1 2	3	1	0	0	0 0	-14
15 Noah Williamson	10:53	0-0	0-0	0-0	0 1 1	2 0	0	0	1	0	1 0	-5
1 Jalli Betha	02:37	1-2	1-2	1-2	0 0 0	0 1	4	0	0	0	0 0	0
Team					0 2 2	0 0	0	0	0	0	0 0	
Totals		25-56	12-32	13-18	3 29 32	16 15	75	12	15	2	15 1	21

Major Fouls: NONE

	ARIZ	ALA
Biggest lead	24 (2 nd 7:37)	7 (1 st 7:01)
Best Scoring Run	11 (2 nd 11:22)	7 (1 st 9:54)
Lead Changes	9	
Times Tied	6	
Time with Lead	25:14	11:16

Points from	ARIZ	ALA
Turnovers	22	9
Paint	44	20
Second Chance	15	2
Fast Breaks	19	18
Bench	25	15

GAME 11: #16/16 ALABAMA VS. SOUTH FLORIDA



Official Basketball Box Score - Final
South Fla. at Alabama
 12/17/25 Coleman Coliseum, Tuscaloosa
 2025-26 Men's Basketball

Game Time: 7:00 PM
 Game Duration: 2:19
 Attendance: 11,256

Officials: Jeb Hartness, Orlando Poole, Lee Cassell

South Fla. - 93

Record: 6-5

NO. Name	Min	FG	3P	FT	Rebounds	Fouls	TP	AS	TO	ST	Blocks	+/-
		M-A	M-A	M-A	OR DR TOT	PF FO					BS BA	
10 Tristan Beckford	F 16:28	2-4	0-0	2-2	4 1 5	4 1	6	1	1	1	0 1	-5
11 CJ Brown	F 28:54	2-11	0-3	5-6	0 2 2	5 3	9	5	2	0	1 2	-15
35 Izaiyah Nelson	G 32:16	9-12	0-1	7-9	7 5 12	3 6	25	0	2	3	2 1	3
2 Wes Enis	G 37:11	7-17	6-15	0-0	0 5 5	1 3	20	5	3	1	0 0	-5
5 Joseph Pinion	G 25:00	3-11	3-8	2-2	3 0 3	4 1	11	0	3	1	0 2	2
6 Daimion Collins	07:58	0-0	0-0	0-0	1 1 2	1 0	0	0	1	0	0 0	-16
21 Adriel Nyorha	18:59	1-8	0-1	0-0	1 1 2	1 0	2	2	2	1	1 2	-3
8 Josh Omojalo	30:43	4-9	1-2	11-15	5 6 11	5 13	20	1	1	1	0 0	-14
3 Isaiah Jones	02:32	0-0	0-0	0-0	0 0 0	1 0	0	1	0	0	0 0	-2
Team					4 0 4	0 0	0	0	0	0	0 0	
Totals		28-72	10-30	27-34	25 21 46	25 27	93	15	15	8	6 7	-11

Major Fouls: Pinion (F1) 1st 14:08 Brown (F1) 2nd 16:00

Shooting By Period	1st	2nd	3rd	4th	FT
1st FG%	13-34	38.2%			
3PT%	6-17	35.3%			
FT%	7-12	58.3%			
2nd FG%	15-38	39.5%			
3PT%	4-13	30.8%			
FT%	20-22	90.9%			
GM FG%	28-72	38.9%			
3PT%	10-30	33.3%			
FT%	27-34	79.4%			

Dead Ball Rebounds: 1, 0

Alabama - 104

Record: 8-3

NO. Name	Min	FG M-A	3P M-A	FT M-A	Rebounds OR DR TOT	Fouls PF FO	TP	AS	TO	ST	Blocks BS BA	+/-
6 London Jemison	F 09:02	1-1	1-1	0-1	2 1 3	0 1	3	0	1	0	0 0	-5
22 Aiden Sherrell	F 24:09	3-11	0-4	0-2	4 3 7	5 2 6	0	0	1	2	3 0	-6
0 Labaron Philon	G 31:14	10-15	3-5	6-7	0 3 3	1 4 29	7	0	1	0	1 1	9
3 Latrell Wrightshel Jr.	G 21:51	2-7	1-3	5-5	0 3 3	4 4 10	1	0	1	3	0 1	-10
95 Houston Mallette	G 25:09	5-8	3-5	1-2	3 4 7	1 2 14	1	1	2	0	0 0	11
4 Davion Hannah	12:04	0-1	0-0	0-0	0 0 0	4 0 0	0	0	1	1	0 1	0
10 Katerin Bristow	02:01	0-2	0-0	0-0	1 4 5	0 0 0	0	0	0	0	0 0	0
1 Jali Bethrea	13:32	0-4	0-2	5-6	1 2 3	3 3 5	1	1	1	0	0 0	17
2 Aden Holloway	28:25	8-14	4-4	0-4	4 4 8	1 3 24	3	2	2	0	0 1	14
7 Taylor Bol Bowen	20:15	2-6	1-4	4-4	6 3 9	2 4 9	0	1	0	2	0 4	0
15 Noah Williamson	06:08	0-0	0-0	0-0	0 0 0	3 0 0	0	0	1	2	0 0	3
Team					3 0 3	0 0	0	0				
Totals		31-69	13-33	29-35	20 25 45	27 25 104	14	14	11	7	6 11	

2025-26 BOX SCORES

GAME 13: #14/15 ALABAMA VS. YALE

GAME 14: #14/15 ALABAMA VS. RV/RV KENTUCKY



Official Basketball Box Score - Final
Yale at Alabama
12/29/25 Coleman Coliseum, Tuscaloosa
2025-26 Men's Basketball

Game Time: 7:00 PM
Game Duration: 1:58
Attendance: 12,626

Officials: Byron Jarrett, Todd Austin, Josue Nieves

Yale - 78

Record: 11-2

NO.	Name		Min	FG	3P	FT	Reb	OR	DR	TOT	Fouls	TP	AS	TO	ST	BS	Blocks	+/-
8	Isaac Celiscar	F	31:08	6-8	1-1	4-6	2	3	5	3	4	17	0	2	0	0	0	-19
42	Nick Townsend	F	35:03	6-12	2-4	4-6	3	4	7	2	3	18	0	1	0	0	0	-21
10	Samson Aletan	C	27:41	2-7	0-0	3-4	1	5	6	3	3	7	1	3	0	1	0	-18
11	Trevor Mullin	G	25:58	3-10	1-5	0-0	1	2	3	4	1	7	4	0	0	0	0	-14
14	Casey Simmons	G	20:46	1-9	0-2	6-8	3	5	8	2	7	8	1	1	1	0	0	-3
3	Jordan Brathwaite		18:44	2-4	2-4	0-0	0	2	2	1	1	6	1	1	0	0	0	-18
9	Riley Fox		18:10	4-11	2-6	2-2	1	0	1	2	0	12	0	0	0	1	0	-13
44	Devon Arlington		18:39	0-1	0-0	0-0	0	2	2	2	0	0	2	0	2	0	1	-21
12	Daniel Ogunyemi		01:19	0-0	0-0	0-0	0	0	0	0	0	0	0	0	0	0	0	-1
0	Courtney Wallace		00:38	0-0	0-0	0-0	0	0	0	0	0	0	1	0	0	0	0	2
4	Alvin Loving		00:38	0-0	0-0	0-0	0	0	0	0	0	0	0	0	0	0	0	2
7	Jack Sullivan		00:38	1-1	1-1	0-0	0	0	0	0	0	3	0	0	0	0	0	2
22	Jeannot Basima		00:38	0-0	0-0	0-0	0	0	0	0	0	0	0	0	0	0	0	2
Team							3	1	4	0	0	0	0	0	0	0	0	0
Totals				25-63	9-23	19-26	14	24	38	19	19	78	10	8	3	1	5	-24

Major Fouls: NONE

Shooting By Period			
1 st FG%	11-32	34.4%	
3PT%	6-15	40.0%	
FT%	3-7	42.9%	
2 nd FG%	14-31	45.2%	
3PT%	3-8	37.5%	
FT%	16-19	84.2%	
GM FG%	25-63	39.7%	
3PT%	9-23	39.1%	
FT%	19-26	73.1%	

Dead Ball Rebounds: 6, 0

Alabama - 102

Record: 10-3

NO. Name		Min	FG M-A	3P M-A	FT M-A	Rebounds OR DR	Fouls PF FD	TP	AS	TO	ST	Blocks BS BA	+/-	
5	Amari Allen	F 29:50	4-7	2-4	5-8	4 5	9 1	5	15	4	0	1	0	13
7	Taylor Bol Bowen	F 20:41	2-7	1-4	0-0	3 6	9 1	0	5	1	1	0	1	8
22	Aiden Sherrell	F 24:54	4-8	1-3	0-1	2 4	6 3	3	9	0	1	0	1	0
2	Aden Holloway	G 27:29	9-15	5-10	3-3	0 0	0 3	3	26	7	0	1	0	16
95	Houston Mallette	G 25:24	4-9	4-9	0-0	1 2	3 1	1	12	3	0	0	0	23
15	Noah Williamson	10:56	1-3	1-3	0-0	2 0	2 4	0	3	1	1	1	0	2
10	Keltann Bristow	15:36	1-5	0-2	0-0	4 2	6 4	1	2	1	1	2	0	11
3	Latrell Wrightsell Jr.	24:21	5-16	5-15	0-0	0 3	3 2	2	15	3	0	0	0	15
1	Jali Bethea	19:34	4-7	3-4	4-4	1 2	3 0	4	15	2	1	0	0	18
11	Preston Murphy Jr.	00:38	0-0	0-0	0-0	0 0	0 0	0	0	0	0	0	0	0
25	Jacob Martin	00:38	0-0	0-0	0-0	0 0	0 0	0	0	0	0	0	0	-2
Team						4 1	5 0	0	0	0	0	0	0	0
Totals			34-77	22-54	12-16	21 25	46 19	19 102	22	5	4	5	1	24

Major Fouls: NONE

Shooting By Period			
1 st FG%	19-38	50.0%	
3PT%	11-26	42.3%	
FT%	6-8	75%	
2 nd FG%	15-39	38.5%	
3PT%	11-28	39.3%	
FT%	6-8	75%	
GM FG%	34-77	44.2%	
3PT%	22-54	40.7%	
FT%	12-16	75.0%	

Dead Ball Rebounds: 2, 0

	YU	ALA	Points from	YU	ALA	Period by Period Scoring				
Biggest lead	3 (1 st 19:17)	35 (2 nd 9:56)	Turnovers	8	11		1st	2nd	TOT	
Best Scoring Run	8 (2 nd 2:59)	9 (1 st 17:16)	Paint	32	20		YU	31	47	78
Lead Changes			Second Chance	20	23					
Times Tied	1		Fast Breaks	6	7		ALA	55	47	102
Time with Lead	00:18	38:23	Bench	21	35					

GAME 15: ALABAMA VS. VANDERBILT

GAME 16: ALABAMA VS. TEXAS

ALABAMA BOX SCORES


2025-26 Alabama Men's Basketball
Season Box Score
All games

 Page 1/1
 as of Dec 30, 2025
Game Records

Record	Overall	Home	Away	Neutral
ALL GAMES	10-3	5-1	1-0	4-2
CONFERENCE	0-0	0-0	0-0	0-0
NON-CONFERENCE	10-3	5-1	1-0	4-2

Team Box Score

No.	Player				Total		3-Point		F-Throw		Rebounds													
		GP-GS	MIN	AVG	FG-FGA	FG%	3FG-3FGA	3FG%	FT-FTA	FT%	OFF	DEF	TOT	AVG	PF	DQ	A	TO	BLK	STL	PTS	AVG		
0	PHILON, Labaron	12-12	344:39	28.7	97-176	.551	27-64	.422	42-58	.724	6	37	43	3.6	23	0	67	33	4	17	263	21.9		
2	HOLLOWAY, Aden	10-9	282:40	28.3	59-121	.488	33-75	.440	25-26	.962	3	19	22	2.2	22	1	40	10	0	6	176	17.6		
3	WRIGHTSELL JR., Latrell	8-4	191:38	24.0	32-94	.340	17-62	.274	9-11	.818	0	22	22	2.8	13	0	20	5	1	7	90	11.3		
5	ALLEN, Amari	12-5	323:17	26.9	43-93	.462	16-46	.348	25-37	.676	19	67	86	7.2	28	1	40	16	11	13	127	10.6		
1	BETHEA, Jall	6-0	82:16	13.7	16-34	.471	10-22	.455	16-18	.889	3	16	19	3.2	7	0	9	3	1	3	58	9.7		
7	BOWEN, Taylor Bol	12-10	261:32	21.8	35-74	.473	15-46	.326	27-29	.931	17	45	62	5.2	32	1	8	10	16	5	112	9.3		
22	SHERRELL, Alden	13-13	276:48	21.3	46-86	.535	8-26	.308	19-37	.514	34	47	81	6.2	27	1	8	15	38	8	119	9.2		
95	MALLETTE, Houston	13-11	320:29	24.7	31-80	.388	25-70	.357	26-28	.929	21	32	53	4.1	19	0	18	5	0	12	113	8.7		
6	JEMISON, London	11-1	144:46	13.2	27-49	.551	12-31	.387	19-25	.760	10	18	28	2.5	16	0	1	5	2	7	85	7.7		
10	BRISTOW, Keltenn	7-0	100:20	14.3	11-31	.355	1-9	.111	11-15	.733	13	22	35	5.0	16	0	4	7	6	6	34	4.9		
4	HANNAH, Davlon	10-0	127:52	12.8	12-26	.462	4-11	.364	5-8	.625	4	15	19	1.9	9	0	8	10	2	7	33	3.3		
15	WILLIAMSON, Noah	13-0	120:05	9.2	4-18	.222	2-12	.167	4-5	.800	9	12	21	1.6	29	0	5	8	7	4	14	1.1		
34	ONYEJAKA, Collins	2-0	09:24	4.7	1-2	.500	0-0	.000	0-2	.000	1	5	6	3.0	4	0	0	2	0	0	2	1.0		
25	MARTIN, Jacob	5-0	07:43	1.5	1-1	1.000	0-0	.000	1-2	.500	1	0	1	0.2	0	0	1	0	2	0	3	0.6		
11	MURPHY JR., Preston	2-0	05:25	2.7	0-1	.000	0-1	.000	0-0	.000	0	2	2	1.0	0	0	0	0	0	0	0	0.0		
31	FAGAN, Jack	1-0	00:33	0.5	0-0	.000	0-0	.000	0-0	.000	0	0	0	0.0	0	0	0	0	0	0	0	0.0		
30	JAMES, Klarik	1-0	00:33	0.5	0-0	.000	0-0	.000	0-0	.000	0	0	0	0.0	0	0	0	0	0	0	0	0.0		
Team											28	20	48					2						
Total		13	2600		415-886	.468	170-475	.358	229-301	.761	169	379	548	42.2	245	4	229	131	90	95	1229	94.5		
Opponents		13	2600		378-903	.419	103-321	.321	202-295	.685	196	336	532	40.9	246	6	179	141	34	82	1061	81.6		

Score by Periods

Team	1st	2nd	OT	TOT
Alabama	622	607	0	1229
Opponents	455	606	0	1061

ALABAMA GAME-BY-GAME COMPARISON


2025-26 Alabama Men's Basketball
Team Game-by-Game
All games

 Page 1/1
 as of Dec 30, 2025

Opponent	Date	Score		Total		3-Pointers		Free throws		Rebounds											
				FG-FGA	PCT	3FG-3FGA	PCT	FT-FTA	PCT	OFF	DEF	TOT	AVG	PF	A	TO	BLK	STL	PTS	AVG	
North Dakota	11/03/2025	91-62	W	31-58	.534	8-27	.296	21-27	.778	11	35	46	46.0	15	22	15	7	8	91	91.0	
at St. John's (NY)	11/08/2025	103-96	W	39-81	.481	11-35	.314	14-22	.636	14	29	43	44.5	27	13	7	5	9	103	97.0	
Purdue	11/13/2025	80-87	L	28-66	.424	16-43	.372	8-10	.800	7	21	28	39.0	19	17	6	4	8	80	91.3	
vs Illinois	11/19/2025	90-86	W	30-66	.455	13-36	.361	17-23	.739	10	28	38	38.8	25	15	10	4	6	90	91.0	
vs Gonzaga	11/24/2025	85-95	L	31-67	.463	9-29	.310	14-23	.609	13	23	36	38.2	20	13	13	3	7	85	89.8	
vs UNLV	11/25/2025	115-76	W	36-65	.554	14-33	.424	29-35	.829	14	34	48	39.8	14	20	12	6	7	115	94.0	
vs Maryland	11/26/2025	105-72	W	38-66	.576	14-31	.452	15-18	.833	11	38	49	41.1	13	29	12	9	7	105	95.6	
Clemson	12/03/2025	90-84	W	28-60	.467	12-34	.353	22-31	.710	13	26	39	40.9	19	13	9	12	3	90	94.9	
UTSA	12/07/2025	97-55	W	32-82	.390	16-57	.281	17-20	.850	19	38	57	42.7	15	22	5	6	15	97	95.1	
vs Arizona	12/13/2025	75-96	L	25-56	.446	12-32	.375	13-18	.722	3	29	32	41.6	16	12	15	15	2	75	93.1	
South Fla.	12/17/2025	104-93	W	31-69	.449	13-33	.394	29-35	.829	20	25	45	41.9	27	14	14	7	11	104	94.1	
vs Kennesaw St.	12/21/2025	92-81	W	32-73	.438	10-31	.323	18-23	.783	13	28	41	41.8	16	17	8	7	8	92	93.9	
Yale	12/29/2025	102-78	W	34-77	.442	22-54	.407	12-16	.750	21	25	46	42.2	19	22	5	5	4	102	94.5	
Total		1229		415-886	.468	170-475	.358	229-301	.761	169	379	548	42.2	245	229	131	90	95	1229	94.5	
Opponents		1061		378-903	.419	103-321	.321	202-295	.685	196	336	532	40.9	246	179	141	34	82	1061	81.6	

Alabama Averages

Games Played	Points/game	FG Pct	3FG Pct	FT Pct	Rebounds/game	Assists/game	Turnovers/game	Assist/Turnover ratio	Steals/game	Blocks/game
13	94.5	46.8	35.8	76.1	42.2	17.6	18.1	1.7	7.3	6.9

ALABAMA GAME HIGHS - INDIVIDUAL


2025-26 Alabama Men's Basketball
Player Highs Analysis
All games

 Page 1/4
 as of Dec 30, 2025
Alabama - Individual Game Highs

POINTS	29		Labaron Philon vs South Fla. (12/17/2025)
	29		Labaron Philon vs Clemson (12/03/2025)
	29		Labaron Philon vs Gonzaga (N) (11/24/2025)
	26		Aden Holloway vs Yale (12/29/2025)
	26		Aden Holloway vs UNLV (N) (11/25/2025)
FIELD GOALS MADE	11		Labaron Philon vs Gonzaga (N) (11/24/2025)
	10		Labaron Philon vs South Fla. (12/17/2025)
	10		Labaron Philon at St. John's (NY) (11/08/2025)
FIELD GOAL ATTEMPTS	18		Latrell Wrightsell Jr. vs UTSA (12/07/2025)
	18		Labaron Philon vs Gonzaga (N) (11/24/2025)
	18		Labaron Philon vs Illinois (N) (11/19/2025)
	18		Aden Holloway at St. John's (NY) (11/08/2025)
FIELD GOAL PERCENTAGE (min 5 made)	.857	(6-7)	Taylor Bol Bowen at St. John's (NY) (11/08/2025)
	.800	(8-10)	Aiden Sherrell vs Kennesaw St. (N) (12/21/2025)
3 PT FG MADE	5		Latrell Wrightsell Jr. vs Yale (12/29/2025)
	5		Aden Holloway vs Yale (12/29/2025)
	5		Jalil Bethea vs UTSA (12/07/2025)
	5		Aden Holloway vs Maryland (N) (11/26/2025)
	5		Aden Holloway vs UNLV (N) (11/25/2025)
	5		Aden Holloway vs Purdue (11/13/2025)
3 PT FG ATTEMPTS	15		Latrell Wrightsell Jr. vs Yale (12/29/2025)
	14		Latrell Wrightsell Jr. vs UTSA (12/07/2025)
3 PT FG PERCENTAGE (min 2 made)	1.000	(2-2)	London Jemison vs Gonzaga (N) (11/24/2025)
	.833	(5-6)	Aden Holloway vs UNLV (N) (11/25/2025)
FREE THROWS MADE	8		Labaron Philon vs Clemson (12/03/2025)
	7		Labaron Philon vs Arizona (N) (12/13/2025)
FREE THROW ATTEMPTS	10		Labaron Philon vs Arizona (N) (12/13/2025)
	8		Amari Allen vs Yale (12/29/2025)
	8		Labaron Philon vs Clemson (12/03/2025)
	8		Aiden Sherrell vs Clemson (12/03/2025)
FREE THROW PERCENTAGE (min 3 made)	1.000	(8-8)	Labaron Philon vs Clemson (12/03/2025)
	1.000	(6-6)	Aden Holloway vs Kennesaw St. (N) (12/21/2025)
	1.000	(6-6)	Taylor Bol Bowen vs North Dakota (11/03/2025)
	1.000	(5-5)	Latrell Wrightsell Jr. vs South Fla. (12/17/2025)
	1.000	(5-5)	Houston Mallette vs UNLV (N) (11/25/2025)
	1.000	(5-5)	Taylor Bol Bowen vs UNLV (N) (11/25/2025)
	1.000	(5-5)	Houston Mallette vs Illinois (N) (11/19/2025)
	1.000	(5-5)	Houston Mallette at St. John's (NY) (11/08/2025)
	1.000	(5-5)	Houston Mallette vs North Dakota (11/03/2025)
	1.000	(4-4)	Jalil Bethea vs Yale (12/29/2025)
	1.000	(4-4)	Amari Allen vs Kennesaw St. (N) (12/21/2025)
	1.000	(4-4)	Aden Holloway vs South Fla. (12/17/2025)
	1.000	(4-4)	Taylor Bol Bowen vs South Fla. (12/17/2025)
	1.000	(4-4)	Keitenn Bristow vs South Fla. (12/17/2025)
	1.000	(4-4)	Jalil Bethea vs UTSA (12/07/2025)
	1.000	(4-4)	Labaron Philon vs Maryland (N) (11/26/2025)
	1.000	(3-3)	Aden Holloway vs Yale (12/29/2025)
	1.000	(3-3)	Aden Holloway vs UNLV (N) (11/25/2025)
	1.000	(3-3)	Aden Holloway vs Gonzaga (N) (11/24/2025)
	1.000	(3-3)	Aiden Sherrell vs Purdue (11/13/2025)
REBOUNDS	11		Aiden Sherrell vs UTSA (12/07/2025)
	11		Amari Allen vs Clemson (12/03/2025)
	11		Keitenn Bristow vs Gonzaga (N) (11/24/2025)
	11		Amari Allen vs Illinois (N) (11/19/2025)

ALABAMA GAME RESULTS


**2025-26 Alabama Men's Basketball
Season Schedule/Results & Leaders
All games**

 Page 1/1
as of Dec 30, 2025
Game Records

Record	Overall	Home	Away	Neutral
ALL GAMES	10-3	5-1	1-0	4-2
CONFERENCE	0-0	0-0	0-0	0-0
NON-CONFERENCE	10-3	5-1	1-0	4-2

Team Results

Date	Opponent		Score	Att.	High Points	High Rebounds
11/03/2025	North Dakota	W	91-62	13474	(22) PHILON, Labaron	(8) MALLETTE, Houston
11/08/2025	at St. John's (NY)	W	103-96	17319	(25) PHILON, Labaron	(10) ALLEN, Amari
11/13/2025	Purdue	L	80-87	13474	(21) HOLLOWAY, Aden	(4) PHILON, Labaron
						(4) SHERRELL, Aiden
						(4) ALLEN, Amari
11/19/2025	vs Illinois	W	90-86	17775	(24) PHILON, Labaron	(11) ALLEN, Amari
11/24/2025	vs Gonzaga	L	85-95	0	(29) PHILON, Labaron	(11) BRISTOW, Keitenn
11/25/2025	vs UNLV	W	115-76	2799	(26) HOLLOWAY, Aden	(8) SHERRELL, Aiden
11/26/2025	vs Maryland	W	105-72	3947	(20) PHILON, Labaron	(9) SHERRELL, Aiden
12/03/2025	Clemson	W	90-84	13474	(29) PHILON, Labaron	(11) ALLEN, Amari
12/07/2025	UTSA	W	97-55	13474	(21) BETHEA, Jalil	(11) SHERRELL, Aiden
12/13/2025	vs Arizona	L	75-96	14948	(24) PHILON, Labaron	(10) PHILON, Labaron
12/17/2025	South Fla.	W	104-93	11256	(29) PHILON, Labaron	(9) BOWEN, Taylor Bol
12/21/2025	vs Kennesaw St.	W	92-81	4520	(21) SHERRELL, Aiden	(8) ALLEN, Amari
12/29/2025	Yale	W	102-78	12626	(26) HOLLOWAY, Aden	(9) BOWEN, Taylor Bol
						(9) ALLEN, Amari

Attendance Summary

	Games	Attend	Avg/Game
Home	6	77778	12963
Away	1	17319	17319
Neutral	6	43989	7332
Total	13	139086	10699

ALABAMA OPPONENT GAME-BY-GAME



2025-26 Alabama Men's Basketball
Opponents Game-by-Game
All games

Page 1/1
as of Dec 30, 2025

				Total		3-Pointers		Free throws		Rebounds											
Opponent	Date	Score		FG-FGA	PCT	3FG-3FGA	PCT	FT-FTA	PCT	OFF	DEF	TOT	AVG	PF	A	TO	BLK	STL	PTS	AVG	
North Dakota	11/03/2025	91-62	W	24-62	.387	5-20	.250	9-17	.529	7	19	26	26.0	19	13	10	1	11	62	62.0	
at St. John's (NY)	11/08/2025	103-96	W	31-63	.492	6-17	.353	28-40	.700	10	32	42	34.0	17	18	12	4	4	96	79.0	
Purdue	11/13/2025	80-87	L	31-66	.470	9-21	.429	16-23	.696	19	33	52	40.0	15	16	10	0	3	87	81.7	
vs Illinois	11/19/2025	90-86	W	31-73	.425	11-32	.344	13-22	.591	14	26	40	40.0	21	17	11	3	7	86	82.8	
vs Gonzaga	11/24/2025	85-95	L	35-72	.486	6-22	.273	19-26	.731	20	28	48	41.6	20	13	11	3	7	95	85.2	
vs UNLV	11/25/2025	115-76	W	30-71	.423	9-28	.321	7-14	.500	10	18	28	39.3	23	16	10	2	8	76	83.7	
vs Maryland	11/26/2025	105-72	W	28-76	.368	9-27	.333	7-11	.636	13	17	30	38.0	15	12	9	2	6	72	82.0	
Clemson	12/03/2025	90-84	W	29-71	.408	4-19	.211	22-28	.786	18	25	43	38.6	21	12	7	3	6	84	82.3	
UTSA	12/07/2025	97-55	W	20-61	.328	8-33	.242	7-16	.438	9	32	41	38.9	17	8	18	3	4	55	79.2	
vs Arizona	12/13/2025	75-96	L	36-84	.429	10-26	.385	14-20	.700	22	30	52	40.2	15	16	4	2	10	96	80.9	
South Fla.	12/17/2025	104-93	W	28-72	.389	10-30	.333	27-34	.794	25	21	46	40.7	25	15	15	6	8	93	82.0	
vs Kennesaw St.	12/21/2025	92-81	W	30-69	.435	7-23	.304	14-18	.778	15	31	46	41.2	19	13	16	4	5	81	81.9	
Yale	12/29/2025	102-78	W	25-63	.397	9-23	.391	19-26	.731	14	24	38	40.9	19	10	8	1	3	78	81.6	
Total		1061		378-903	.419	103-321	.321	202-295	.685	196	336	532	40.9	246	179	141	34	82	1061	81.6	
Alabama		1229		415-886	.468	170-475	.358	229-301	.761	169	379	548	42.2	245	229	131	90	95	1229	94.5	

Opponents Averages

Games Played	Points/game	FG Pct	3FG Pct	FT Pct	Rebounds/game	Assists/game	Turnovers/game	Assist/Turnover ratio	Steals/game	Blocks/game
13	81.6	41.9	32.1	68.5	40.9	13.8	10.8	1.3	6.3	2.6

ALABAMA POINTS-REBOUNDS-ASSISTS



2025-26 Alabama Men's Basketball
Points-rebounds-assists
All games

Page 1/1
as of Dec 30, 2025

Opponent	Date	Score		0	1	2	3	4	5	6	7	10	11	15
				PHILON, LAB	BETHEA, JAL	HOLLOWAY, A	WRIGHTSELL	HANNAH, DAV	ALLEN, AMAR	JEMISON, LO	BOWEN, TAYL	BRISTOW, KE	MURPHY JR.	WILLIAMSON
North Dakota	11/03/2025	91-62	W	22-3-8	DNP	DNP	DNP	9-3-2	12-7-5	12-4-0	8-3-1	DNP	DNP	2-4-2
at St. John's (NY)	11/08/2025	103-96	W	25-3-3	DNP	21-2-4	17-3-3	0-0-0	6-10-2	0-2-0	17-9-1	DNP	DNP	0-3-0
Purdue	11/13/2025	80-87	L	11-4-7	DNP	21-2-3	6-3-2	0-1-1	3-4-1	2-0-0	13-2-0	DNP	DNP	3-1-0
vs Illinois	11/19/2025	90-86	W	24-2-5	DNP	11-3-3	5-1-3	3-1-0	9-11-4	0-1-0	12-3-0	10-8-0	DNP	0-0-0
vs Gonzaga	11/24/2025	85-95	L	29-0-7	DNP	13-3-2	DNP	0-0-0	14-4-1	6-4-0	2-4-1	7-11-0	DNP	0-0-0
vs UNLV	11/25/2025	115-76	W	13-4-4	DNP	26-4-4	DNP	0-1-1	13-5-6	18-5-0	12-7-0	3-3-0	DNP	4-6-2
vs Maryland	11/26/2025	105-72	W	20-4-6	DNP	17-3-10	DNP	12-4-2	10-7-6	11-4-1	12-5-0	DNP	DNP	2-1-0
Clemson	12/03/2025	90-84	W	29-1-3	2-3-2	DNP	DNP	0-1-0	20-11-4	13-2-0	11-5-3	DNP	DNP	0-0-0
UTSA	12/07/2025	97-55	W	20-7-6	21-6-2	DNP	10-3-4	9-8-2	11-10-4	20-2-0	DNP	DNP	0-2-0	0-3-0
vs Arizona	12/13/2025	75-96	L	24-10-5	4-0-0	0-0-2	21-3-2	DNP	5-0-1	0-1-0	8-4-0	3-2-1	DNP	0-1-0
South Fla.	12/17/2025	104-93	W	29-3-7	5-3-1	24-4-3	10-3-1	0-0-0	DNP	3-3-0	9-9-0	4-3-1	DNP	0-0-0
vs Kennesaw St.	12/21/2025	92-81	W	17-2-6	11-4-2	17-1-2	6-3-2	DNP	9-8-2	DNP	3-2-1	5-2-1	DNP	0-0-0
Yale	12/29/2025	102-78	W	DNP	15-3-2	26-0-7	15-3-3	DNP	15-9-4	DNP	5-9-1	2-6-1	0-0-0	3-2-1

Opponent	Date	Score		22	25	30	31	34	95
				SHERRELL, A	MARTIN, JAC	JAMES, KLAR	FAGAN, JACK	ONYEJIKA, MALLETTE, H	
North Dakota	11/03/2025	91-62	W	9-4-1	0-0-0	0-0-0	0-0-0	2-5-0	15-8-3
at St. John's (NY)	11/08/2025	103-96	W	9-2-0	DNP	DNP	DNP	0-1-0	8-5-0
Purdue	11/13/2025	80-87	L	12-4-1	DNP	DNP	DNP	DNP	9-2-2
vs Illinois	11/19/2025	90-86	W	6-2-0	DNP	DNP	DNP	DNP	10-3-0
vs Gonzaga	11/24/2025	85-95	L	14-6-2	DNP	DNP	DNP	DNP	0-2-0
vs UNLV	11/25/2025	115-76	W	7-8-1	0-0-0	DNP	DNP	DNP	19-2-2
vs Maryland	11/26/2025	105-72	W	11-9-1	1-1-1	DNP	DNP	DNP	9-5-2
Clemson	12/03/2025	90-84	W	5-10-0	DNP	DNP	DNP	DNP	10-3-1
UTSA	12/07/2025	97-55	W	3-11-1	2-0-0	DNP	DNP	DNP	1-3-3
vs Arizona	12/13/2025	75-96	L	7-5-0	DNP	DNP	DNP	DNP	3-4-1
South Fla.	12/17/2025	104-93	W	6-7-0	DNP	DNP	DNP	DNP	14-7-1
vs Kennesaw St.	12/21/2025	92-81	W	21-7-1	DNP	DNP	DNP	DNP	3-6-0
Yale	12/29/2025	102-78	W	9-6-0	0-0-0	DNP	DNP	DNP	12-3-3

ALABAMA - GAME HIGHS


**2025-26 Alabama Men's Basketball
Team High/Low Analysis
All games**

 Page 1/4
as of Dec 30, 2025
Alabama - Game Highs

POINTS	115		vs UNLV (N) (11/25/2025)
	105		vs Maryland (N) (11/26/2025)
	104		South Fla. (12/17/2025)
	103		at St. John's (NY) (11/08/2025)
	102		Yale (12/29/2025)
FIELD GOALS MADE	39		at St. John's (NY) (11/08/2025)
	38		vs Maryland (N) (11/26/2025)
FIELD GOAL ATTEMPTS	82		UTSA (12/07/2025)
	81		at St. John's (NY) (11/08/2025)
FIELD GOAL PERCENTAGE	.576	(38-66)	vs Maryland (N) (11/26/2025)
	.554	(36-65)	vs UNLV (N) (11/25/2025)
3 PT FG MADE	22		Yale (12/29/2025)
	16		UTSA (12/07/2025)
	16		Purdue (11/13/2025)
3 PT FG ATTEMPTS	57		UTSA (12/07/2025)
	54		Yale (12/29/2025)
3 PT FG PERCENTAGE	.452	(14-31)	vs Maryland (N) (11/26/2025)
	.424	(14-33)	vs UNLV (N) (11/25/2025)
FREE THROWS MADE	29		South Fla. (12/17/2025)
	29		vs UNLV (N) (11/25/2025)
FREE THROW ATTEMPTS	35		South Fla. (12/17/2025)
	35		vs UNLV (N) (11/25/2025)
FREE THROW PERCENTAGE	.850	(17-20)	UTSA (12/07/2025)
	.833	(15-18)	vs Maryland (N) (11/26/2025)
REBOUNDS	57		UTSA (12/07/2025)
	49		vs Maryland (N) (11/26/2025)
ASSISTS	29		vs Maryland (N) (11/26/2025)
	22		Yale (12/29/2025)
	22		UTSA (12/07/2025)
	22		North Dakota (11/03/2025)
STEALS	15		UTSA (12/07/2025)
	11		South Fla. (12/17/2025)
BLOCKED SHOTS	15		vs Arizona (N) (12/13/2025)
	12		Clemson (12/03/2025)
TURNOVERS	15		vs Arizona (N) (12/13/2025)
	15		North Dakota (11/03/2025)
FOULS	27		South Fla. (12/17/2025)
	27		at St. John's (NY) (11/08/2025)

ALABAMA - GAME LOWS


**2025-26 Alabama Men's Basketball
Team High/Low Analysis
All games**

 Page 3/4
as of Dec 30, 2025
Alabama - Game Lows

POINTS	75		vs Arizona (N) (12/13/2025)
	80		Purdue (11/13/2025)
	85		vs Gonzaga (N) (11/24/2025)
	90		Clemson (12/03/2025)
	90		vs Illinois (N) (11/19/2025)
FIELD GOALS MADE	25		vs Arizona (N) (12/13/2025)
	28		Clemson (12/03/2025)
	28		Purdue (11/13/2025)
FIELD GOAL ATTEMPTS	56		vs Arizona (N) (12/13/2025)
	58		North Dakota (11/03/2025)
FIELD GOAL PERCENTAGE	.390	(32-82)	UTSA (12/07/2025)
	.424	(28-66)	Purdue (11/13/2025)
3 PT FG MADE	8		North Dakota (11/03/2025)
	9		vs Gonzaga (N) (11/24/2025)
3 PT FG ATTEMPTS	27		North Dakota (11/03/2025)
	29		vs Gonzaga (N) (11/24/2025)
3 PT FG PERCENTAGE	.281	(16-57)	UTSA (12/07/2025)
	.296	(8-27)	North Dakota (11/03/2025)
FREE THROWS MADE	8		Purdue (11/13/2025)
	12		Yale (12/29/2025)
FREE THROW ATTEMPTS	10		Purdue (11/13/2025)
	16		Yale (12/29/2025)
FREE THROW PERCENTAGE	.609	(14-23)	vs Gonzaga (N) (11/24/2025)
	.636	(14-22)	at St. John's (NY) (11/08/2025)
REBOUNDS	28		Purdue (11/13/2025)
	32		vs Arizona (N) (12/13/2025)
ASSISTS	12		vs Arizona (N) (12/13/2025)
	13		Clemson (12/03/2025)
	13		vs Gonzaga (N) (11/24/2025)
	13		at St. John's (NY) (11/08/2025)
STEALS	2		vs Arizona (N) (12/13/2025)
	3		Clemson (12/03/2025)
BLOCKED SHOTS	3		vs Gonzaga (N) (11/24/2025)
	4		vs Illinois (N) (11/19/2025)
	4		Purdue (11/13/2025)
TURNOVERS	5		Yale (12/29/2025)
	5		UTSA (12/07/2025)
FOULS	13		vs Maryland (N) (11/26/2025)
	14		vs UNLV (N) (11/25/2025)

OPPONENT - GAME HIGHS


2025-26 Alabama Men's Basketball
Team High/Low Analysis
All games

 Page 2/4
 as of Dec 30, 2025
Opponent - Game Highs

POINTS	96		vs Arizona (N) (12/13/2025)
	96		at St. John's (NY) (11/08/2025)
	95		vs Gonzaga (N) (11/24/2025)
	93		South Fla. (12/17/2025)
	87		Purdue (11/13/2025)
FIELD GOALS MADE	36		vs Arizona (N) (12/13/2025)
	35		vs Gonzaga (N) (11/24/2025)
FIELD GOAL ATTEMPTS	84		vs Arizona (N) (12/13/2025)
	76		vs Maryland (N) (11/26/2025)
FIELD GOAL PERCENTAGE	.492	(31-63)	at St. John's (NY) (11/08/2025)
	.486	(35-72)	vs Gonzaga (N) (11/24/2025)
3 PT FG MADE	11		vs Illinois (N) (11/19/2025)
	10		South Fla. (12/17/2025)
	10		vs Arizona (N) (12/13/2025)
3 PT FG ATTEMPTS	33		UTSA (12/07/2025)
	32		vs Illinois (N) (11/19/2025)
3 PT FG PERCENTAGE	.429	(9-21)	Purdue (11/13/2025)
	.391	(9-23)	Yale (12/29/2025)
FREE THROWS MADE	28		at St. John's (NY) (11/08/2025)
	27		South Fla. (12/17/2025)
FREE THROW ATTEMPTS	40		at St. John's (NY) (11/08/2025)
	34		South Fla. (12/17/2025)
FREE THROW PERCENTAGE	.794	(27-34)	South Fla. (12/17/2025)
	.786	(22-28)	Clemson (12/03/2025)
REBOUNDS	52		vs Arizona (N) (12/13/2025)
	52		Purdue (11/13/2025)
ASSISTS	18		at St. John's (NY) (11/08/2025)
	17		vs Illinois (N) (11/19/2025)
STEALS	11		North Dakota (11/03/2025)
	10		vs Arizona (N) (12/13/2025)
BLOCKED SHOTS	6		South Fla. (12/17/2025)
	4		vs Kennesaw St. (N) (12/21/2025)
	4		at St. John's (NY) (11/08/2025)
TURNOVERS	18		UTSA (12/07/2025)
	16		vs Kennesaw St. (N) (12/21/2025)
FOULS	25		South Fla. (12/17/2025)
	23		vs UNLV (N) (11/25/2025)

OPPONENT - GAME LOWS


**2025-26 Alabama Men's Basketball
Team High/Low Analysis
All games**

 Page 4/4
as of Dec 30, 2025
Opponent - Game Lows

POINTS	55	UTSA (12/07/2025)
	62	North Dakota (11/03/2025)
	72	vs Maryland (N) (11/26/2025)
	76	vs UNLV (N) (11/25/2025)
	78	Yale (12/29/2025)
FIELD GOALS MADE	20	UTSA (12/07/2025)
	24	North Dakota (11/03/2025)
FIELD GOAL ATTEMPTS	61	UTSA (12/07/2025)
	62	North Dakota (11/03/2025)
FIELD GOAL PERCENTAGE	.328 (20-61)	UTSA (12/07/2025)
	.368 (28-76)	vs Maryland (N) (11/26/2025)
3 PT FG MADE	4	Clemson (12/03/2025)
	5	North Dakota (11/03/2025)
3 PT FG ATTEMPTS	17	at St. John's (NY) (11/08/2025)
	19	Clemson (12/03/2025)
3 PT FG PERCENTAGE	.211 (4-19)	Clemson (12/03/2025)
	.242 (8-33)	UTSA (12/07/2025)
FREE THROWS MADE	7	UTSA (12/07/2025)
	7	vs Maryland (N) (11/26/2025)
	7	vs UNLV (N) (11/25/2025)
FREE THROW ATTEMPTS	11	vs Maryland (N) (11/26/2025)
	14	vs UNLV (N) (11/25/2025)
FREE THROW PERCENTAGE	.438 (7-16)	UTSA (12/07/2025)
	.500 (7-14)	vs UNLV (N) (11/25/2025)
REBOUNDS	26	North Dakota (11/03/2025)
	28	vs UNLV (N) (11/25/2025)
ASSISTS	8	UTSA (12/07/2025)
	10	Yale (12/29/2025)
STEALS	3	Yale (12/29/2025)
	3	Purdue (11/13/2025)
BLOCKED SHOTS	0	Purdue (11/13/2025)
	1	Yale (12/29/2025)
	1	North Dakota (11/03/2025)
TURNOVERS	4	vs Arizona (N) (12/13/2025)
	7	Clemson (12/03/2025)
FOULS	15	vs Arizona (N) (12/13/2025)
	15	vs Maryland (N) (11/26/2025)
	15	Purdue (11/13/2025)

ALABAMA SEASON STATS


**2025-26 Alabama Men's Basketball
Combined Team Statistics
All games**

 Page 1/1
as of Dec 30, 2025

Team Records

Record	Overall	Home	Away	Neutral
ALL GAMES	10-3	5-1	1-0	4-2
CONFERENCE	0-0	0-0	0-0	0-0
NON-CONFERENCE	10-3	5-1	1-0	4-2

Score by Period

Team	1st	2nd	OT	TOT
Alabama	622	607	0	1229
Opponents	455	606	0	1061

Team Box Score

No.	Player				Total		3-Point		F-Throw		Rebounds													
		GP-GS	MIN	AVG	FG-FGA	FG%	3FG-3FGA	3FG%	FT-FTA	FT%	OFF	DEF	TOT	AVG	PF	DQ	A	TO	BLK	STL	PTS	AVG		
0	PHILON, Labaron	12-12	344:39	28.7	97-176	.551	27-64	.422	42-58	.724	6	37	43	3.6	23	0	67	33	4	17	263	21.9		
2	HOLLOWAY, Aden	10-9	282:40	28.3	59-121	.488	33-75	.440	25-26	.962	3	19	22	2.2	22	1	40	10	0	6	176	17.6		
3	WRIGHTSELL JR., Labrell	8-4	191:38	24.0	32-94	.340	17-62	.274	9-11	.818	0	22	22	2.8	13	0	20	5	1	7	90	11.3		
5	ALLEN, Amari	12-5	323:17	26.9	43-93	.462	16-46	.348	25-37	.676	19	67	86	7.2	28	1	40	16	11	13	127	10.6		
1	BETHEA, Jall	6-0	82:16	13.7	16-34	.471	10-22	.455	16-18	.889	3	16	19	3.2	7	0	9	3	1	3	58	9.7		
7	BOWEN, Taylor Bol	12-10	261:32	21.8	35-74	.473	15-46	.326	27-29	.931	17	45	62	5.2	32	1	8	10	16	5	112	9.3		
22	SHERRELL, Alden	13-13	276:48	21.3	46-86	.535	8-26	.308	19-37	.514	34	47	81	6.2	27	1	8	15	38	8	119	9.2		
95	MALLETTE, Houston	13-11	320:29	24.7	31-80	.388	25-70	.357	26-28	.929	21	32	53	4.1	19	0	18	5	0	12	113	8.7		
6	JEMISON, London	11-1	144:46	13.2	27-49	.551	12-31	.387	19-25	.760	10	18	28	2.5	16	0	1	5	2	7	85	7.7		
10	BRISTOW, Kelbenn	7-0	100:20	14.3	11-31	.355	1-9	.111	11-15	.733	13	22	35	5.0	16	0	4	7	6	6	34	4.9		
4	HANNAH, Davion	10-0	127:52	12.8	12-26	.462	4-11	.364	5-8	.625	4	15	19	1.9	9	0	8	10	2	7	33	3.3		
15	WILLIAMSON, Noah	13-0	120:05	9.2	4-18	.222	2-12	.167	4-5	.800	9	12	21	1.6	29	0	5	8	7	4	14	1.1		
34	ONYEJAKA, Collins	2-0	09:24	4.7	1-2	.500	0-0	.000	0-2	.000	1	5	6	3.0	4	0	0	2	0	0	2	1.0		
25	MARTIN, Jacob	5-0	07:43	1.5	1-1	1.000	0-0	.000	1-2	.500	1	0	1	0.2	0	0	1	0	2	0	3	0.6		
11	MURPHY JR., Preston	2-0	05:25	2.7	0-1	.000	0-1	.000	0-0	.000	0	2	2	1.0	0	0	0	0	0	0	0	0.0		
31	FAGAN, Jack	1-0	00:33	0.5	0-0	.000	0-0	.000	0-0	.000	0	0	0	0.0	0	0	0	0	0	0	0	0.0		
30	JAMES, Klark	1-0	00:33	0.5	0-0	.000	0-0	.000	0-0	.000	0	0	0	0.0	0	0	0	0	0	0	0	0.0		
Team											28	20	48					2						
Total		13	2600		415-886	.468	170-475	.358	229-301	.761	169	379	548	42.2	245	4	229	131	90	95	1229	94.5		
Opponents		13	2600		378-903	.419	103-321	.321	202-295	.685	196	336	532	40.9	246	6	179	141	34	82	1061	81.6		

Team Statistics

	UA	OPP
Scoring	1229	1061
Points per game	94.5	81.6
Scoring margin	+12.9	-
Field goals-att	415-886	378-903
Field goal pct	.468	.420
3 point fg-att	170-475	103-321
3-pt fg pct	.358	.321
3-pt FG made per game	13.1	7.9
Free throws-att	229-301	202-295
Free throw pct	.761	.685
F-Throws made per game	17.6	15.5
Rebounds	548	532
Rebounds per game	42.2	40.9
Rebounding margin	+12.3	-
Assists	229	179
Assists per game	17.6	13.8
Turnovers	131	141
Turnovers per game	10.1	10.8
Turnover margin	+0.8	-
Assist/turnover ratio	1.7	1.3
Steals	95	82
Steals per game	7.3	6.3
Blocks	90	34
Blocks per game	6.9	2.6
Winning streak	3	-
Home win streak	4	-
Attendance	77778	17319
Home games-avg/home	6-1200	1-17319
Neutral site-avg/home	-	5-7100

Team Results

Date	Opponent	Score	Att.
11/03/2025	North Dakota	W 91-62	13474
11/08/2025	at St. John's (NY)	W 103-96	17319
11/13/2025	Purdue	L 80-87	13474
11/19/2025	vs Illinois	W 90-86	17775
11/24/2025	vs Gonzaga	L 85-95	0
11/25/2025	vs UNLV	W 115-76	2799
11/26/2025	vs Maryland	W 105-72	3947
12/03/2025	Clemson	W 90-84	13474
12/07/2025	UTSA	W 97-55	13474
12/13/2025	vs Arizona	L 75-96	14948
12/17/2025	South Fla.	W 104-93	11256
12/21/2025	vs Kennesaw St.	W 92-81	4520
12/29/2025	Yale	W 102-78	12626

2025-26 RADIO/TV CHART



LABARON PHILON JR.
GUARD So. • 6-4 • 185
 Mobile, Ala.
 (Link Academy)



JALIL BETHEA
GUARD So. • 6-5 • 190
 Philadelphia, Pa.
 (Miami/Archbishop Wood)



ADEN HOLLOWAY
GUARD Jr. • 6-1 • 180
 Charlotte, N.C.
 (Auburn/Prolific Prep)



LATRELL WRIGHTSELL JR.
GUARD Gr. • 6-3 • 195
 Omaha, Neb.
 (Cal State Fullerton/Omaha Central HS)



DAVION HANNAH
GUARD Fr. • 6-6 • 190
 Milwaukee, Wisc.
 (Link Academy)



AMARI ALLEN
FORWARD Fr. • 6-8 • 205
 Green Bay, Wisc.
 (Ashwaubenon HS)



LONDON JEMISON
FORWARD Fr. • 6-8 • 205
 Bloomfield, Conn.
 (St. Thomas More)



TAYLOR BOL BOWEN
FORWARD Jr. • 6-10 • 202
 Jericho, Vt.
 (Florida State/Brewster Academy)



KEITENN BRISTOW
FORWARD So. • 6-10 • 205
 Holliday, Texas
 (Tarleton State/Holliday HS)



PRESTON MURPHY JR.
GUARD Jr. • 6-1 • 180
 Barrington, R.I.
 (Northern Okla. College/New Orleans/St. Andrew's School)



NOAH WILLIAMSON
CENTER Sr. • 7-0 • 255
 Riga, Latvia
 (Bucknell/St. Thomas More)



AIDEN SHERRELL
FORWARD So. • 6-11 • 255
 Detroit, Mich.
 (Prolific Prep)



COLLINS ONYEJIAKA
CENTER Fr. • 6-11 • 265
 Abuja, Nigeria
 (The Newman School)




HOUSTON MALLETTE
GUARD Gr. • 6-5 • 202
 Alameda, Calif.
 (Pepperdine/Pacifica Christian)



NATE OATS
HEAD COACH
 7th Season




PRESTON MURPHY
ASSISTANT COACH
 3rd Season



BRIAN ADAMS
ASSISTANT COACH
 2nd Season



CHRIS FLEMING
ASSISTANT COACH
 1st Season



ERWIN DUDLEY
SPECIAL ASSISTANT TO THE HEAD COACH
 1st Season



ADAM BAUMAN
DIRECTOR OF SCOUTING & ANALYTICS
 7th Season



CHRISTIAN PINO
DIR. OF PLAYER DEVELOPMENT/RECRUITING COORD.
 7th Season



BRADY GOKA
VIDEO COORDINATOR
 6th Season



CLARKE HOLT
ATHLETIC TRAINER
 11th Season



HENRY BARRERA
STRENGTH & CONDITIONING COACH
 4th Season



JOSH PIERRE
DIRECTOR OF OPERATIONS
 4th Season