



BELMONT BRUINS

2025-26 WOMEN'S BASKETBALL

GAME NOTES

36.1329° N, 86.7942° W



NASHVILLE, TENNESSEE

2025-26 SCHEDULE

OVERALL: 4-5 | MVC: 0-0

HOME: 2-1 | AWAY: 2-2 | NEUTRAL: 0-2

NOVEMBER

Monday	3	at No. 6/7 Oklahoma [^]	L, 84-67
Friday	7	BROWN[^]	W, 83-61
Thursday	13	at No. 12/12 Tennessee [^]	L, 68-58
Sunday	16	at Dayton [^]	W, 72-66
Wednesday	19	LIPSCOMB[^]	W, 80-60
Monday	24	vs. rv/rv Ohio State [^]	L, 68-56
Wednesday	26	McNeese State [^]	L, 76-66

DECEMBER

Wednesday	3	at Middle Tennessee [^]	W, 71-65
Saturday	6	rv/rv PRINCETON[^]	L, 70-58
Sunday	14	No. 15/15 KENTUCKY[^]	2:00 PM
Wednesday	17	EVANSVILLE[^]	6:30 PM
Saturday	20	-/rv DUKE[^]	2:00 PM
Monday	29	at Southern Illinois [^]	6:00 PM

JANUARY

Friday	2	BRADLEY[^]	2:00 PM
Sunday	4	ILLINOIS STATE[^]	1:00 PM
Friday	9	DRAKE[^]	6:30 PM
Sunday	11	NORTHERN IOWA[^]	2:00 PM
Thursday	15	at Indiana State [^]	6:00 PM
Sunday	18	at Murray State [^]	2:00 PM
Saturday	24	SOUTHERN ILLINOIS[^]	4:00 PM
Thursday	29	at Evansville [^]	6:00 PM
Saturday	31	MURRAY STATE[^]	4:00 PM

FEBRUARY

Thursday	5	at Drake [^]	6:00 PM
Saturday	7	at Northern Iowa [^]	2:00 PM
Saturday	13	UIC[^]	6:30 PM
Sunday	15	VALPARAISO[^]	2:00 PM
Friday	20	at Illinois State [^]	6:30 PM
Sunday	22	at Bradley [^]	2:00 PM
Saturday	28	INDIANA STATE[^]	4:00 PM

MARCH

Thursday	5	at Valparaiso [^]	6:00 PM
Friday	7	at UIC [^]	2:00 PM
Thursday	12	MVC Tournament First Round [^]	TBD
Friday	13	MVC Tournament Quarterfinal [^]	TBD
Saturday	20	MVC Tournament Semifinal [^]	TBD
Sunday	23	MVC Tournament Championship [^]	1:00 PM

[^]2025 Baha Mar Hoops Pink Flamingo Championship at the Baha Mar Convention, Arts & Entertainment Center in Nassau, Bahamas

[^]2026 MVC Tournament in Coralville, Iowa.

[^]Coverage on ESPN's Family of Networks

[^]Denotes Missouri Valley Conference Game

Home Games in CAPS and Bold
All Times Central



PLAY-BY-PLAY | Dr. Rich Tiner
ANALYST | Ellie Harmeyer Strutz (*20)
SIDELINE | Landen Secrest



BELMONT BRUINS RADIO
Play-by-Play | Dr. Rich Tiner



STATBROADCAST
BELMONTBRUINS.COM

ATHLETIC COMMUNICATIONS

Director of Athletic Communications..... Luke Bolanos
E-mail..... luke.bolanos@belmont.edu
Phone..... (276) 870-4755

GAME #10



4-5

BELMONT BRUINS

Head Coach: Bart Brooks
9th Season
Record at Belmont: 202-73 (.735)
Career Record: 202-72 (.735)
Record vs. Kentucky: 0-2

No. 15/15 KENTUCKY WILDCATS

Head Coach: Kenny Brooks
2nd Season (24th Overall)
Record at Kentucky: 33-9 (.786)
Career Record: 550-213 (.721)
Record vs. Belmont: 2-0*
*includes 1-0 at Virginia Tech



10-1

SUNDAY, DEC. 14 | 2:00 PM
CURB EVENT CENTER | NASHVILLE, TENN.
SERIES: KENTUCKY LEADS 6-1

WHAT'S BRUIN

- Returning after an eight-day break from game action and continuing its four-game homestand, the Belmont University women's basketball team welcomes 15th-ranked Kentucky to the Curb Event Center Sunday afternoon.
- Last week, Belmont went 1-1 with a gutsy, 71-65 road victory at mid-state foe Middle Tennessee on Wednesday, Dec. 3 and a 70-58 home loss to receiving-votes Princeton last Saturday.
- Sunday's matchup will be the Bruins' third against a top-15 ranked Southeastern Conference team this season.
- Belmont took on sixth-ranked Oklahoma in Norman, Oklahoma, in its season opener and challenged 12th-ranked Tennessee on Nov. 13 in Knoxville.
- The Bruins are facing their fifth opponent receiving votes in both national top-25 polls this season. In addition to Princeton, Belmont took on receiving-votes Ohio State in the 2025 Baha Mar Hoops Pink Flamingo Championship in the Bahamas on Nov. 24.
- The Bruins are 2-1 at home this season with an 83-61 win over Brown in their home opener on Nov. 7 and an 80-60 rout of rival Lipscomb in the 79th Battle of the Boulevard on Nov. 19.
- Ninth-year program leader Bart Brooks secured his 200th career victory with Belmont's 72-66 win at Dayton on Sunday, Nov. 16. He reached the career milestone in only 270 games as a head coach.
- The Bruins went on a historic national postseason run in the 2025 Women's Basketball Invitation Tournament (WBIT), where they reached the championship game. It was Belmont's deepest national postseason run in any sport.
- For the second time in four seasons, the Bruins were picked as the preseason favorites to win the Missouri Valley Conference. Belmont captured a regular season championship in its first season in the Valley in 2022-23.

STARTING FIVE LAST TIME OUT



5 // SANAA TRIPP

So. | G | 5-8 | Covington, Ga. | Newton HS

PPG	RPG	APG	FG%
6.2	2.4	1.4	.339

NOTABLES: Made her first career start versus receiving-votes Princeton...Scored a career-high tying 13 points in the season opener at No. 6 Oklahoma...Came up with a career-high five steals in the win over Lipscomb...Played a career-high 33 minutes against Princeton.



0 // TUTI JONES

Gr. | G | 5-7 | Troy, Ala. | Charles Henderson HS

PPG	RPG	APG	FG%
9.8	5.4	3.4	.346

NOTABLES: NCAA era career steals leader (377)...11th 1,500-point scorer (1,548 points)...All-time leader in games started (145) and games played (146)...Third among active career steals leaders across all divisions...Baha Mar Hoops Pink Flamingo Championship Goombay Division All-Tournament Team.....2021-22 OVC Defensive Player of the Year.



13 // AVERY STRICKLAND

Gr. | G | 5-10 | Knoxville, Tenn. | Tennessee/Pitt | Farragut HS

PPG	RPG	APG	FG%
11.3	2.9	1.0	.374

NOTABLES: Scored a career-high 20 points in the win at Middle Tennessee...Went 4-for-6 from three in her return to her hometown and against her previous team at No. 12 Tennessee...Played in 39 games for the Lady Vols...Earned her bachelor's degree from Tennessee...Spent her freshman season at Pitt.



22 // QUINN EUBANK

So. | G | 6-0 | Union, Ky. | Ryle HS

PPG	RPG	APG	FG%
5.3	5.7	0.9	.419

NOTABLES: Made a significant jump from her freshman to her sophomore year...Notched her first career double-double in the win over Brown with a career-high 12 points and 10 rebounds...Grabbed a career-high 12 boards in the win over Lipscomb...Earned her first career start at No. 6 Oklahoma.



9 // HILARY FULLER

So. | F | 6-2 | Brisbane, Queensland, Australia | All Hallows' School


PPG	RPG	APG	FG%
11.1	5.1	0.4	.432

NOTABLES: Matched her career high in scoring (17) versus receiving-votes Princeton...Scored in double figures the first five games of the season...Made her first career start in the win over Brown, scoring a career-high 17 points...Snagged a career-high 9 rebounds versus receiving-votes Ohio State in the Bahamas.

TV/MEDIA ROSTER



0 **Tuti JONES**
Gr. | G | 5-7
Troy, Ala.
(TOO-tee)




1 **Kensley FELTNER**
Jr. | G | 5-11
Louisia, Ky.



3 **Dacarra WARD**
Fr. | F | 6-2
Memphis, Tenn.
(duh-CAR-uh)



5 **Sanaa TRIPP**
So. | G | 5-8
Covington, Ga.
(suh-NAH)



7 **Claire HYDE**
R-Jr. | G | 5-6
Wheaton, Ill



9 **Hilary FULLER**
So. | F | 6-2
Brisbane, Australia



12 **Kate MCGINNIS**
Fr. | G | 5-9
Kimberly, Wis.




13 **Avery STRICKLAND**
Gr. | G | 5-10
Knoxville, Tenn.



15 **Rylie BEERS**
Fr. | G | 6-0
Littleton, Colo.



20 **Tatum Woodson**
Fr. | G | 5-10
Minnetonka, Minn.



21 **Emily LA CHAPELL**
Sr. | G | 5-11
Appleton, Wis.
(la-shah-PELL)



22 **Quinn EUBANK**
So. | G | 6-0
Union, Ky.



23 **Jailyn BANKS**
Jr. | G | 5-9
Spring Hill, Tenn.
(JAY-lin)



33 **KK BRODIE**
Jr. | C | 6-3
Columbia, Mo.
(BRO-dee)



55 **Leah WEST**
Fr. | F | 6-1
Greensburg, Ind.
(LEE-uh)



HC **Bart BROOKS**
9th Season
Wyoming, 2004



AHC **Jamey GIVENS**
10th Season
Florida State, 2008



AC **Amy MALO**
10th Season
Vanderbilt, 2009
(MAY-low)



AC **Jessica HOLMAN**
5th Season
Vanderbilt, 2010



AC **Jo CAMBRIDGE**
1st Season
Vanderbilt, 2022



BART BROOKS

HEAD COACH

PERSONAL

WIFE..... Charlene Brooks
CHILDREN..... Trey and Tyler
HOMETOWN..... Buffalo, Wyo.
ALMA MATER..... Wyoming (2004)

COACHING HISTORY

HEAD COACH 9th Season
ASSISTANT COACH DePaul (2006-17)
Barry University (FL) (2004-06)



Bart Brooks is in his ninth season at the helm of the Belmont University women's basketball program in 2025-26. He was introduced as the fifth head coach of the Bruins on April 25, 2017.

In his first eight seasons leading Belmont, Brooks has compiled a remarkable 198-68 record and guided the Bruins to five conference regular season championships, four conference tournament titles, four NCAA Tournament berths and a Women's Basketball Invitation Tournament (WBIT) championship game appearance. His .744 winning percentage ranks among the top 20 of active head coaches in Division I women's basketball. No other current Division I head coach with eight seasons or fewer under their belt has won more games than Brooks.

Brooks has never lost more than five league games in any given season and has finished no worse than third across two different conferences (Missouri Valley Conference, 2022-present; Ohio Valley Conference, 2017-2022). He is a ridiculous 129-20 (.866) in conference action and including conference tournament games, Brooks is an astonishing 146-24 (.859) against conference opponents.

Over the last eight postseasons, Brooks has gone 24-11 (.686) with seven national postseason wins since 2021, including back-to-back NCAA Tournament round of 32 appearances in 2021 and 2022. In the key months of February and March under Brooks' direction, Belmont is 92-19 (.829). He has led the Bruins to an impressive 17-4 record in conference tournament games, including a 4-2 mark in championship matchups.

A two-time Tennessee Sports Writers Association (TSWA) and OVC Coach of the Year, Brooks was the third-fastest head coach to 100 career victories in Division I women's basketball history (Leon Barmore, Louisiana Tech and Karl Smesko, Florida Gulf Coast).

Inside the Curb Event Center, Brooks has been sensational with an exceptional 90-16 (.849) record in home games. Across his first eight seasons, Brooks lost only eight conference games at the Curb with a 66-8 (.892) record.

Brooks' Belmont squads have put together at least a 10-game winning streak in six of his first eight seasons. Annually constructing one of the most strenuous non-conference schedules in the nation, Brooks has secured eight victories over power conference programs (Villanova, Northwestern, Georgia, Oregon, Ole Miss, Auburn, UCF and Vanderbilt). Two of those wins (Villanova and Oregon) came in NCAA postseason play.

Under Brooks' watch, the Bruins are one of only nine teams in the nation to have won 20-plus games for 10-straight seasons. UConn, South Carolina, Baylor, Iowa, NC State, Indiana, South Dakota State and Florida Gulf Coast are the others. Belmont's 73.1 winning percentage (226-83) over the last 10 seasons is the highest of any Division I women's basketball program in the state of Tennessee.

The Bruins have earned a national postseason bid each year with Brooks in charge, including four-straight trips to the NCAA Tournament (2022, 2021, 2019, 2018). In each of his first six seasons, Belmont won a regular season title or conference tournament championship and was ranked or received votes in at least one of the two major national polls.

Brooks has coached a total of 13 all-conference players, including nine first-team selections, and mentored two freshmen of the year, a player of the year, two defensive players of the year, and three conference tournament MVPs.

Under Brooks' leadership, the Bruins have had three student-athletes earn College Sports Communicators (CSC)/College Sports Information Directors of America (CoSIDA) Academic All-America® distinction, including Conley Chinn twice (2022 and 2021), Ellie Harmeyer (2020) and Kylee Smith (2018). Furthermore, a Belmont player has been named Division I-AAA Athletics Directors Association (DI-AAA ADA) Scholar-Athlete of the Year five times, including two-time DI-AAA ADA Scholar-Athlete of the Year Chinn, Tessa Miller, Harmeyer and Smith. The Bruins have ranked in the top 15 on the Women's Basketball Coaches Association (WBCA) Academic Top 25 Honor Roll five of the last eight years under Brooks, including finishing fifth in the nation following the 2023-24 academic year with an exceptional 3.803 team grade point average.

Brooks arrived at Belmont after spending the previous 11 seasons on staff at DePaul University under legendary head coach Doug Bruno. The Blue Demons made the NCAA Tournament every season of Brooks' tenure, standing as one of only six Division I women's basketball programs to make 15 consecutive NCAA Tournament appearances (UConn, Notre Dame, Oklahoma, Stanford, Tennessee).

During Brooks' time in the Windy City, DePaul posted a combined 266-109 (.709) record, claiming six Big East Conference championships and advancing to the Sweet 16 three times (2011, 2014, 2016). In 2016-17, DePaul went 27-8, finishing No. 16 in the RPI and advancing to the NCAA round of 32 before falling to national runner-up Mississippi State.

Brooks has coached six WNBA draft choices - Jenna Rubino, Allie Quigley, Felicia Chester, Keisha Hampton, Brittany Hrynko, and Jessica January - the latter selected in the 2017 WNBA Draft.

Prior to DePaul, Brooks began his coaching career at Division II Barry University in Miami, Florida, where he was an assistant coach for two seasons while earning his master's degree in sport management. He also served as an assistant camp director for the North Dakota State men's basketball team in the summer of 2004 and coached local youth teams in the Buffalo, Wyoming, area from 2001-03.

Brooks began his collegiate career at Dickinson State University in North Dakota where he played for two seasons for the Blue Hawks and helped his squad capture a pair of Dakota Athletic Conference titles and reach the NAIA Sweet 16 in 1999. His 2000 team advanced one step further with a NAIA Elite Eight showing.

A native of Buffalo, Wyoming, Brooks earned his bachelor's degree in kinesiology and health from the University of Wyoming in 2004.

He is married to the former Charlene Smith, who played five years professionally, including time with the WNBA Houston Comets. They are parents to Trey and Tyler and reside in Nashville.

COACH BROOKS YEAR-BY-YEAR

SEASON.....	RECORD.....	CONFERENCE.....	FINISH.....	CHAMPIONSHIPS.....	NATIONAL POSTSEASON.....
2017-18	31-4	18-0	1st.....	OVC Regular Season and Tournament.....	NCAA First Round
2018-19	26-7	16-2	1st.....	OVC Regular Season and Tournament.....	NCAA First Round
2019-20	22-9	16-2	T-1st.....	OVC Regular Season	Canceled (COVID-19)
2020-21	21-6	14-3	2nd	OVC Tournament.....	NCAA Second Round
2021-22	23-8	16-2	1st.....	OVC Regular Season and Tournament.....	NCAA Second Round
2022-23	23-12	17-3	T-1st	MVC Regular Season.....	WNIT First Round
2023-24	26-9	17-3	2nd	WBIT Second Round
2024-25	26-13	15-5	T-3rd	WBIT Finalist
2025-26	4-5	0-0
OVERALL.....	202-73 (.735)	129-20 (.866)	5 Regular Season and 4 Tournament Championships

QUICK FACTS

GENERAL INFORMATION

School.....	Belmont University
Location.....	Nashville, Tenn.
Founded.....	1890
Enrollment.....	8,932
Nickname.....	Bruins
Colors.....	Blue and Red
Affiliation.....	NCAA Division I
Conference.....	Missouri Valley
President.....	Dr. L. Gregory Jones
Vice President/Director of Athletics.....	Scott Corley
Senior Associate AD/SWA.....	Renee Schultz
Home Facility.....	Curb Event Center
Capacity.....	5,000
Athletic Department Phone.....	615-460-6420
Ticket Office Phone.....	615-460-2255
Website.....	BelmontBruins.com
X.....	@BelmontWBB
Instagram.....	@belmontwbb
Facebook.....	/belmontwmnbb

TEAM HISTORY

2024-25 Overall Record.....	26-13
2024-25 MVC Record.....	15-5
2024-25 Postseason.....	6-2
First Year of Program.....	1968
All-Time Record.....	1,113-581 (.657)
NCAA Division I Record.....	556-316 (.638)
Last Postseason Result.....	L, 75-63
2025 WBIT Championship vs. Minnesota	
Conference Regular Season Titles.....	9
Conference Tournament Titles.....	7
NCAA Tournament Appearances.....	7
WBIT Appearances.....	2
WNIT Appearances.....	3
NAIA Tournament Appearances.....	4

ROSTER INFORMATION

Starters Returning/Lost.....	3/2
Letter Winners Returning/Lost.....	8/5
Newcomers.....	7

COACHING STAFF

Head Coach.....	Bart Brooks (Wyoming, 2004)
Record at Belmont.....	202-73 (.735), 9th Season
Overall Record.....	202-73 (.735), 9th Season
HC Brooks' E-mail.....	bart.brooks@belmont.edu
Associate HC.....	Jamey Givens (Florida State, 2008)
Assistant Coaches.....	Amy Malo (Vanderbilt, 2009)
	Jessica Holman (Vanderbilt, 2010)
	Jo Cambridge (Vanderbilt, 2022)
Graduate Assistants.....	
	Paige Schumann (Wisconsin-La Crosse, 2024)
	Virginia Stuart (Tennessee, 2024)

SUPPORT STAFF

Athletic Trainer.....	Sutton Mason
Director of Sports Performance.....	Lee Scott

ATHLETIC COMMUNICATIONS

Dir. of Athletic Communications.....	Luke Bolanos
E-mail.....	luke.bolanos@belmont.edu
Phone.....	(276) 870-4755
Mailing Address.....	22050, Curb Event Center
	Belmont University Athletics
	1900 Belmont Blvd.
	Nashville, TN 37212

WHAT'S BRUIN (CONTINUED)

- Including last season, the Bruins have reached the MVC Tournament championship game two of the last three years.
- Belmont went 26-13 last season and 15-5 in the MVC, tying for third in the final league standings.
- The Bruins' three returning starters – graduate guard Tuti Jones, junior guard Jailyn Banks and senior guard Emily La Chapell – in addition to graduate transfer guard Avery Strickland (Tennessee/Pittsburgh), were named players to watch by the MVC.
- Jones, Banks and La Chapell were the only three players to start all 39 games for Belmont last season.
- The Bruins returned eight total letter winners and welcomed seven newcomers over the summer, including five freshmen – guard Rylie Beers (Littleton, Colo.), guard Kate McGinnis (Kimberly, Wis.), forward Dacarra Ward (Memphis, Tenn.), forward Leah West (Greensburg, Ind.) and guard Tatum Woodson (Minnetonka, Minn.) – and two transfers – Strickland and junior center KK Brodie (Pepperdine).

LAST TIME OUT

- Suffering its lone home loss of the season, Belmont clawed its way back from a 15-point third-quarter deficit and got within three of the Tigers within the opening minute of the fourth quarter. However, Princeton ended the game on a 17-8 scoring run and held the Bruins without a field goal in the closing three-plus minutes.
- The Tigers led for all but a scoreless first 25 seconds.
- Committing seven first-quarter turnovers, Belmont began 3-for-13 from the field, including 0-for-7 from beyond the arc, and found itself down 15-8 after the first period.
- The Bruins used a 19-7 run late in the third quarter into the opening minute of the fourth to get within striking distance.
- Princeton began the second half on a 10-0 run and kept Belmont scoreless through the first 5:52 of the third stanza.
- Sophomores Hilary Fuller and Sanaa Tripp, along with Jones, all scored in double figures. Jones and Fuller combined for 18 of the Bruins' 27 second-half points with Jones going 3-for-4 from deep in the half.
- Forward Fuller matched her career high with 17 points and Jones finished with 13 points, five rebounds, five steals and four assists with only one turnover and one foul.
- Guard Tripp posted 12 points, collected five boards and distributed three assists.
- It was Jones' third double-figure scoring game in the last four outings.

1,500 POINTS AND ALL-TOURNAMENT TEAM HONORS

- Jones reached 1,500 career points with her season-high 19-point performance versus now 21st-ranked Ohio State on Monday, Nov. 24 in the Bahamas. She is only the 11th player in Belmont history to reach 1,500 career points.
- The Bruins' NCAA era leader in steals (377) and all-time leader in both games started (145) and games played (146), Jones is third among active career steals leaders across all divisions of college basketball.
- After averaging 17.5 points on 57.9 percent (11-of-19) shooting, including going 8-for-13 (61.5 percent) from distance, 4.5 rebounds, 3.0 steals and 2.5 assists in Belmont's two games in the Bahamas, Jones was named to the 2025 Baha Mar Hoops Pink Flamingo Championship Goombay Division All-Tournament Team.

FROM THE BLUEGRASS STATE

- Guards Kensley Feltner (Louisia, Ky.) and Quinn Eubank (Union, Ky.) are both Kentucky natives.
- Junior Feltner starred at Lawrence County High School, which is about two-and-a-half hours from the University of Kentucky, and is the Bluegrass State's fourth all-time leading scorer. Only the fourth player in the Commonwealth to score 4,000 points, Feltner finished her illustrious varsity career with an impressive 4,189 points. She was a finalist for Kentucky Miss Basketball.
- A product of Ryle High School, which is about an hour-and-a-half north of Lexington, Kentucky, sophomore Eubank nearly averaged a double-double across her prep career. She scored nearly 2,000 points and collected over 1,300 rebounds as one of only six McDonald's All-American Game nominees from the Commonwealth her senior year. Also a Kentucky Miss Basketball finalist, Eubank was selected to play in the prestigious 2024 Kentucky-Ohio All-Star Game.

A WINNING PROGRAM

- In their 58th season as a program, the Bruins have claimed the 15th-most victories in NCAA Division I women's basketball (1,113).
- Belmont entered 2025-26 with the 30th-best all-time winning percentage (.658).
- The Bruins are one of only nine teams in the nation to have won 20-plus games for 10-straight seasons. UConn, South Carolina, Baylor, Iowa, NC State, Indiana, South Dakota State and Florida Gulf Coast are the others.
- Belmont's 73.1 winning percentage (226-83) over the previous 10 seasons is the highest of any Division I women's basketball program in the state of Tennessee.
- Belmont is the only school in the nation to win 20-plus games for 10 consecutive seasons in both women's and men's basketball.

A CHAMPIONSHIP PROGRAM

- The Bruins (11) are one of only six programs in the country to have won 10 or more combined conference championships, regular season and tournament, over the last nine seasons. UConn (18), Florida Gulf Coast (16), South Carolina (13), South Dakota State (11) and Princeton (10) are the others.
- Since the 2012-13 season, Belmont has won 12 combined conference championships, including regular season and tournament titles.
- The Bruins have won 16 total conference championships – nine regular season and seven tournament titles – in Belmont's NCAA era.

NATIONAL POSTSEASON SUCCESS

- The Bruins have claimed seven national postseason wins in the last five years, including back-to-back trips to the NCAA Tournament round of 32 in 2021 and 2022.
- Belmont has earned a national postseason bid in 12 of the last 13 seasons, including six trips to the NCAA Tournament (2022, 2021, 2019, 2018, 2017, 2016).
- The Bruins also reached the Big Dance in 2007 after winning the Atlantic Sun Conference Tournament.
- Belmont has participated in the last two WBITs and the 2023 WNIT.
- Playing into April for the first time in school history, the Bruins rattled off four wins in the 2025 WBIT. After taking out nearby Middle Tennessee in the opening round, Belmont overcame a 21-point deficit against Northern Arizona in the second round. The Bruins then doubled up top-seeded James Madison, who was an NCAA Tournament bubble team and receiving votes in both national polls, by 45 points on the road in the quarterfinals. In the WBIT semifinals inside historic Hinkle Fieldhouse in Indianapolis, Belmont ousted BIG EAST Conference mainstay Villanova.
- The Bruins' comeback against the Lumberjacks of Northern Arizona in the WBIT second round last March tied for the largest deficit overcome to win any NCAA postseason game in Division I women's basketball history.

— STAT LEADERS —

POINTS

Jailyn Banks	119
Avery Strickland	102
Hilary Fuller	100

SCORING AVG.

Jailyn Banks	14.9
Avery Strickland	11.3
Hilary Fuller	11.1

FIELD GOAL %

Hilary Fuller	.432
Quinn Eubank	.419
Kensley Feltner	.417

3-POINT FIELD GOAL %

Quinn Eubank	.412
Hilary Fuller	.375
Tuti Jones	.339

FREE-THROW %

Leah West	1.000
Kensley Feltner	.857
Jailyn Banks	.754

REBOUNDS

Quinn Eubank	51
Tuti Jones	49
Hilary Fuller	46

REBOUND AVG.

Quinn Eubank	5.7
Tuti Jones	5.4
Hilary Fuller	5.1

ASSISTS

Tuti Jones	31
Jailyn Banks	26
Sanaa Tripp	13

ASSIST AVG.

Tuti Jones	3.4
Jailyn Banks	3.3
Emily La Chapell/Sanaa Tripp	1.4

BLOCKS

Hilary Fuller	12
KK Brodie	9
Kensley Feltner	2

STEALS

Tuti Jones	29
Jailyn Banks	13
Hilary Fuller/Sanaa Tripp	10

MINUTES PLAYED

Tuti Jones	276
Jailyn Banks	257
Avery Strickland	237

AVG. MINUTES PLAYED

Jailyn Banks	32.2
Tuti Jones	30.7
Avery Strickland	26.3

TEAM COMPARISON



67.9	PPG	80.6
.373	FG%	.470
.306	3FG%	.311
.688	FT%	.750
35.3	RPG	42.4
13.3	APG	18.6
9.9	SPG	6.7
2.9	BPG	8.4

SERIES HISTORY

VS. KENTUCKY

Series.....	1-6
In NCAA Division I Era	0-4
First Meeting.....	Feb. 21, 1976 (W, 75-60)
Last Meeting	Dec. 20, 2024 (L, 84-78)
Last Home Win	N/A
Last Home Loss.....	Nov. 22, 1976 (L, 76-65)
Last Road Win	Feb. 21, 1976 (W, 75-60)
Last Road Loss.....	Dec. 20, 2024 (L, 84-78)
Overtime Games.....	0-0
Streak	Lost 6

CONFERENCE DOMINANCE

- Belmont has finished in the top three of its conference in 13 of the last 14 seasons, including each of the last 10.
- The Bruins have played in a conference tournament championship game eight of the last 10 years.
- Since the 2012-13 season, Belmont has compiled a remarkable 189-40 (.825) record in conference play.
- Altogether, including conference tournaments, the Bruins have gone 215-47 (.821) against league opponents across the last 13 seasons.

HEAD COACH BART BROOKS

- For the third-straight year, coach Brooks was named to the preseason watch list for the Kathy Delaney-Smith Mid-Major Coach of the Year Award presented by *Her Hoop Stats*.
- In nine seasons, coach Brooks has compiled a remarkable 202-73 record. His 73.5 winning percentage ranks among the top 20 of active head coaches in Division I women's basketball.
- No other current Division I head coach with eight seasons or fewer under their belt has won more games than coach Brooks.
- Coach Brooks is a ridiculous 129-20 (.866) in conference action with nine combined conference championships, including regular season and tournament titles. He has never lost more than five league games in any given season and has finished no worse than third across two different conferences.
- Including conference tournament games, coach Brooks is an astonishing 146-24 (.859) against conference opponents.
- Over the last eight postseasons, coach Brooks has gone 24-11 (.686).
- In the key months of February and March under coach Brooks' direction, Belmont is 92-19 (.829).
- Coach Brooks was the third-fastest head coach to 100 career victories in Division I women's basketball history (Leon Barmore, Louisiana Tech and Karl Smesko, Florida Gulf Coast).

CHALLENGING THE NATION'S BEST

- Coach Brooks and the Bruins annually play one of the toughest non-conference schedules in the nation and this season is no different.
- Six of Belmont's 11 non-conference opponents are receiving votes in either or both the Associated Press (AP) Top 25 and USA TODAY Sports/Women's Basketball Coaches Association (WBCA) Coaches Poll. The Bruins take on a trio of top-15 teams, including hosting the No. 15/15 Wildcats Sunday after traveling to both No. 6/6 Oklahoma (Nov. 3) and No. 12/12 Tennessee (Nov. 13). In addition to receiving-votes Princeton last weekend, Belmont also hosts Duke, who's receiving votes in the coaches poll, next Saturday, Dec. 20, after facing receiving-votes Ohio State in the Bahamas.
- With Oklahoma, Tennessee, Ohio State, Princeton, Kentucky and Duke, the Bruins face six NCAA Tournament teams from a season ago during their non-conference slate. Of those, five reached at least the second round of the 2025 NCAA Tournament and three made it to the Sweet 16 with the Blue Devils continuing on to the Elite Eight.

MID-MAJOR RANKINGS

- Belmont is receiving the most votes of teams not ranked in this week's *CollegeInsider.com* Mid-Major Top 25 poll and is ranked 14th in the *SB Nation Mid-Major Madness* Other Top 25 rankings.

AT THE CURB

- The Bruins are 116-18 (.866) at home since the start of the 2015-16 season.
- Belmont has a home winning percentage of .751 (214-71) inside the Curb since the arena opened prior to the 2003-04 season.
- Under coach Brooks, the Bruins are an exceptional 92-17 (.844) at the Curb.
- In conference play, Belmont has been even more dominant at home, going 100-14 (.877) since 2012. In his first eight seasons, coach Brooks lost only eight league games at the Curb with a 66-8 (.892) record.
- For four-straight seasons and nine of the last 10, the Bruins have won 10 or more games at the Curb.

VERSUS KENTUCKY

- Sunday afternoon will be the eighth all-time meeting between Belmont and Kentucky with the Wildcats holding a 6-1 lead in the series.
- Kentucky has won each of the last six matchups, including a tightly-contested, 84-78 affair in Lexington last December. The Bruins led by six at halftime and led by three with under four minutes to go in the third quarter. After the then 16th-ranked Wildcats built a 12-point lead in the fourth, Belmont worked its way back and was within a possession in the final minute. Graduate guard Kendall Holmes got the Bruins within three at 79-76 with 50 seconds remaining, capping a 13-4 scoring run with her fourth triple. However, Kentucky responded with an Amelia Hassett three and knocked down a pair of free throws in the closing five seconds. The two teams combined for 51 points in the fourth quarter. The Wildcats scored 51 second-half points on 62.5 percent shooting.
- One of Belmont's most memorable NCAA Tournament games was against fourth-seeded and 18th-ranked Kentucky in the first round of the 2017 NCAA Tournament. The 13th-seeded Bruins nearly upset the Wildcats on their home floor on March 17, 2017, but were edged 73-70. After leading at halftime, Belmont came back from down 11 in the third and nearly sent the game into overtime as All-American guard Darby Maggard's would-be tying three went left as time expired.

RECORDS

INDIVIDUAL CAREER RECORDS

Most Points	Chrissie Herring	2,450	1990-94
Most 3-Point Field Goals.....	Darby Maggard	430	2015-19
Most Rebounds.....	Chrissie Herring	1,233	1990-94
Most Assists.....	Cherie Stivers.....	826	1992-96
Most Steals	Daree Pilkinton.....	404	1988-91
Most Blocks	Sally McCabe.....	291	2014-18
Best FG Percentage	Denise Farrell626	1994-99

INDIVIDUAL SEASON RECORDS

Most Points	Kelli Davis.....	794	1993-94
Most Field Goals	Chrissie Herring	298	1993-94
Most FG Attempts.....	Kelli Davis.....	558	1993-94
Most 3-Point FG.....	Kelli Davis.....	126	1993-94
Most Free Throws.....	Ellie Harmeyer	203	2019-20
Most FT Attempts.....	Ellie Harmeyer	251	2019-20
Most Rebounds.....	Ellie Harmeyer	381	2019-20
Most Assists.....	Cherie Stivers.....	257	1993-94
Most Steals	Daree Pilkinton.....	135	1989-90
Most Blocks	Sally McCabe.....	95	2016-17
Best FG Percentage	Chrissie Herring671	1993-94
Best FT Percentage.....	Darby Maggard958	2017-18

INDIVIDUAL GAME RECORDS

Most Points	Cinda Haddon vs. McPherson	44	3/27/71
Most Field Goals	Sandra Smallwood vs. Mercer	20	12/6/75
Most 3-Point FG.....	Sydni Harvey vs. Troy	10	12/20/22
Most FT	Shaunda Strayhorn vs. Tennessee State... ..	19	12/7/10
Most Rebounds.....	Alysha Clark vs. ETSU	24	2/1/07
Most Assists	Cherie Stivers vs. Spalding	15	12/10/94
Most Steals	Jamilyn Kinney at Auburn	11	12/20/20
Most Blocks	Sally McCabe vs. Murray State.....	8	1/17/18

TEAM RECORDS

Most Games Played (Season)	39	2024-25
Most Victories (Season).....	32	1990-91 & 1993-94
Most Points (Season)	3,215	1993-94
Most Points (Game).....	125	12/10/93 vs. Spalding
Avg. Points Per Game (Season)	91.86	1993-94
Most Assists (Game - D-I)	35	1/20/22 at Morehead State
Most 3-Pointers (Game - D-I)	19	2/21/19 vs. Eastern Illinois
	19	11/28/17 vs. Trevecca

COACHING RECORDS

Coach	Years	Record	Pct.
Bart Brooks	2017-pres.	202-73.....	.735
Tony Cross	1984-10.....	544-255.....	.681
Betty Wiseman	1968-84	247-151.....	.621
Cameron Newbauer	2013-17.....	79-50.....	.612
Brittney Ezell.....	2010-13.....	41-52.....	.441

AMONG STATISTICAL LEADERS

CATEGORY	STATISTIC.....	NCAA	MVC
Scoring	67.9	171st	5th
Scoring Defense.....	68.7	267th	6th
Scoring Margin	-0.8	221st	6th
Rebounds Per Game	35.3	255th	10th
Rebounding Margin.....	-5.9	315th	10th
Assists Per Game	13.3	174th	5th
Assist/TO Ratio	0.92	120th	3rd
Field Goal %.....	37.3	281st	8th
Field Goal % Defense.....	40.6	233rd	5th
3-Point Field Goal %	30.6	166th	3rd
3-Point FG % Defense	27.4	91st	4th
3-Point FG Per Game.....	8.7	37th	1st

- The Bruins are hosting Kentucky for the first time since Nov. 22, 1976.
- Belmont's only win over the Wildcats came on Feb. 21, 1976, a 75-60 triumph in Lexington in the two teams' first meeting.

AGAINST THE SEC

- The Bruins are 21-51 all-time versus current SEC members.
- Coach Brooks is 4-14 against SEC opponents with recent wins over Georgia, Ole Miss, Auburn and Vanderbilt.

AGAINST THE TOP 25

- Belmont is 1-38 all-time against nationally-ranked opponents in the Bruins' NCAA era.
- Belmont's lone victory over a top-25 team came in the 2021 NCAA Tournament first round when the 12th-seeded Bruins dismissed 14th-ranked and fifth-seeded Gonzaga 64-59 in San Marcos, Texas, for their first-ever March Madness win.

ABOUT THE WILDCATS

- Kentucky has only one blemish on its record, a 74-66 loss to seventh-ranked Maryland in San Juan, Puerto Rico, on Nov. 26.
- The Wildcats are coming off an 82-55 home win over Central Michigan last Sunday.
- Boasting the nation's second-best scoring defense, Kentucky is allowing just 49 points per game through its first 11 contests.
- One of the tallest teams in the country, nine of the Wildcats' 12 players are at least six feet tall and eight stand at 6-foot-1 or taller. Kentucky's starting lineup has an average height over 6-foot-2. Senior guard Tonie Morgan (5-foot-9) is the Wildcats' lone starter under 6-foot-1.
- Kentucky leads the nation in blocks (8.4 BPG), is fifth in field-goal percentage defense (.310) and seventh in assist/turnover ratio (1.75). The Wildcats are averaging 18.6 assists per game.
- Kentucky also takes 28.1 three-point attempts per outing, the 16th-most in Division I.
- The Wildcats were picked seventh in the SEC Preseason Coaches Poll and eighth in the SEC Preseason Media Poll. Last season, Kentucky tied for fourth in the SEC with an 11-5 conference record. Going 23-8 overall, the Wildcats reached the second round of the 2025 NCAA Tournament as a No. 4 seed, falling in overtime by a point to fifth-seeded Kansas State.
- Six Kentucky players average at least 9.5 points per game, including all five starters.
- Junior 6-foot-5 center Clara Strack, the reigning SEC Defensive Player of the Year, leads the Wildcats in both scoring (15.2 PPG) and rebounding (10.2 RPG). Her 30 blocks on the season are fourth-most in the country.
- Morgan, a Georgia Tech transfer and two-time All-ACC Second Team performer, leads the nation in total assists (93) and is second among all Division I players in assists per outing (8.5 APG).

TRACKING THE BRUINS

2025-26 SEASON

Double-Figure Scoring Games

Jailyn Banks	7
Hilary Fuller.....	6
Avery Strickland	6
Tuti Jones	4
Sanaa Tripp	4
Emily La Chapell.....	2
Quinn Eubank.....	1

Double-Doubles

Quinn Eubank.....	1
-------------------	---

Games Started

Quinn Eubank.....	9
Tuti Jones	9
Avery Strickland	9
Jailyn Banks	8
Hilary Fuller.....	8
KK Brodie	1
Sanaa Tripp	1

CAREER

Double-Figure Scoring Games

Tuti Jones	79
Jailyn Banks	52
Emily La Chapell.....	38
Avery Strickland	10
Sanaa Tripp	8
Hilary Fuller.....	6
Kensley Feltner.....	4
KK Brodie	1
Quinn Eubank.....	1

Double-Doubles

Tuti Jones	3
Jailyn Banks	2
Quinn Eubank.....	1

Games Started

Tuti Jones	145
Jailyn Banks	71
Emily La Chapell.....	59
Avery Strickland	20
Quinn Eubank.....	9
Hilary Fuller.....	8
Kensley Feltner.....	2
KK Brodie	1
Sanaa Tripp	1

THE LAST TIME...

COLLEGEINSIDER.COM MID-MAJOR TOP 25[®] DECEMBER 9, 2025

A PLAYER

Scored 40+ points	Hasn't happened in Division I Era
Scored 30+ points	Kendal Cheesman (30) vs. UNI (2/13/25)
Scored 25+ points	Jailyn Banks (25) vs. Villanova (3/31/25)
Made 15+ FG	Destinee Wells (16) vs. Indiana State (2/12/23)
Made 10+ FG	Kendal Cheesman (12) vs. UNI (2/13/25)
Attempted 20+ FG	Kendal Cheesman (20) vs. Murray State (3/16/25)
Made six 3-Point FG	Tuti Jones (8) at James Madison (3/27/25)
Attempted 10 3-Point FG	Tuti Jones (10) vs. Princeton (12/6/25)
Made 10+ FT	Jailyn Banks (10) at Middle Tennessee (12/3/25)
Attempted 15+ FT	Jailyn Banks (20) at Missouri State (2/9/24)
Had 20+ rebounds	Tessa Miller (21) vs. Troy (12/20/22)
Had 15 rebounds	Kendal Cheesman (18) vs. UNI (3/14/25)
Had a double-double	Quinn Eubank (12p, 10r) vs. Brown (11/7/25)
Had a triple-double	Jenny Roy (10p, 10r, 10a) at Austin Peay (1/26/19)
Had 10 assists	Tuti Jones (10) vs. Northwestern (11/24/23)
Had 10 steals	Jamilyn Kinney (11) at Auburn (12/20/20)
Had 5 steals	Tuti Jones (5) vs. Princeton (12/6/25)
Had 5 blocks	Tessa Miller (5) at Murray State (2/24/22)

THE TEAM

Scored 100 pts	101 vs. Southern Illinois (1/22/23)
Scored 90 pts	90 at James Madison (3/27/25)
Scored less than 50 pts	47 at No. 14 Duke (11/21/24)
Scored less than 40 pts	26 vs. No. 9 Maryland (11/30/19)
Scored 50 pts. in a half	50 (2nd) at James Madison (3/27/25)
Scored 20 pts. or less in a half	17 (1st) at No. 14 Duke (11/21/24)
Shot 60 percent or better	64.2 at Tennessee State (2/3/22)
Shot 50 percent or better	56.1 vs. Murray State (2/1/25)
Shot 25 percent or lower	23.9 at Missouri State (2/9/24)
Made 50+ field goals	Hasn't happened in Division I Era
Made 40+ field goals	41 at Morehead State (1/20/22)
Made 30+ field goals	30 vs. Lipscomb (11/19/25)
Made 15 three-point field goals	18 at James Madison (3/27/25)
Made 10 three-point field goals	10 vs. McNeese State (11/26/25)
Made 30 free throws	30 at Tennessee Tech (2/1/14)
Made 20 free throws	20 vs. Brown (11/7/25)
Had 60 rebounds	62 at Tennessee Tech (1/30/16)
Had 50 rebounds	51 at Indiana State (3/6/25)
Had 40 rebounds	44 vs. Brown (11/7/25)
Had 25 assists	26 vs. Evansville (1/24/25)
Had 20 assists	20 at Valparaiso (2/7/25)
Committed less than 10 TO	9 vs. Northern Arizona (3/23/25)
Committed 20 TO	20 at No. 12 Tennessee (11/13/25)
Had 20 steals	21 at Auburn (12/20/20)
Had 15 steals	17 vs. Lipscomb (11/19/25)
Forced 20 turnovers	24 vs. Lipscomb (11/19/25)
Had 10 blocked shots	10 vs. Chattanooga (11/9/22)
Had 5 blocked shots	8 at Middle Tennessee (12/3/25)
Two players with 30+ pts	at Tulsa (11/12/17) Darby Maggard (33) and Kylee Smith (31)
Three players with 20+ points	vs. Murray State (2/1/25) Tuti Jones (29), Kendal Cheesman (24) and Kendall Holmes (21)
Two players with 20+ points	at James Madison (3/27/25) Tuti Jones (26) and Kendall Holmes (22)
Six Bruins scored in double figures	vs. Brown (11/7/25)
Five Bruins scored in double figures	vs. Lipscomb (11/19/25)
Four Bruins scored in double figures	vs. Lipscomb (11/19/25)

2025-26 ALMANAC

Longest Winning Streak	2	Most Points in a Quarter	27
Longest Losing Streak	2	Fewest Points in a Quarter	8 (2x)
Most Points Scored	83	Largest Margin of Victory	22
Fewest Points Scored	56	Largest Margin of Defeat	17
Most Points Allowed	84	Highest Field Goal %	43.5
Fewest Points Allowed	60	Highest 3-Pt. Field Goal %	40.9

RK.	TEAM	RECORD	PTS.	PREV.	CONF.
1.	Princeton (26)	9-1	766	1	Ivy League
2.	South Dakota St. (5)	7-2	740	2	Summit
3.	James Madison	8-3	706	3	Sun Belt
4.	Troy	8-1	656	4	Sun Belt
5.	Green Bay	7-3	605	6	Horizon
6.	Murray State	7-2	587	9	MVC
7.	Ball State	8-2	556	5	MAC
8.	Liberty	6-2	547	12	CUSA
9.	High Point	9-1	472	14	Big South
10.	Fairfield	5-3	455	8	MAAC
11.	Montana State	6-2	400	7	Big Sky
12.	UMass	7-1	331	10	MAC
13.	UC Santa Barbara	8-1	325	15	Big West
14.	South Dakota	8-2	320	11	Summit
15.	Charleston	6-2	310	13	CAA
16.	Arkansas State	7-3	291	17	Sun Belt
17.	Columbia	6-4	285	20	Ivy League
18.	Gonzaga	6-4	281	23	WCC
19.	Howard	7-4	258	19	MEAC
20.	Harvard	6-5	201	24	Ivy League
21.	Illinois State	5-4	156	18	MVC
22.	Cleveland State	8-2	127	16	Horizon
23.	North Dakota State	7-2	108	NR (31)	Summit
24.	Abilene Christian	6-3	103	25	WAC
25.	Santa Clara	8-3	84	NR (27)	WCC

AT THE CURB EVENT CENTER

Year-by-Year Record

2003-04	9-4
2004-05	10-3
2005-06	11-1
2006-07	13-0
2007-08	5-7
2008-09	10-4
2009-10	4-6
2010-11	4-10
2011-12	8-5
2012-13	10-3
2013-14	8-4
2014-15	6-6
2015-16	13-0
2016-17	11-1
2017-18	13-1
2018-19	11-2
2019-20	13-0
2020-21	7-3
2021-22	10-2
2022-23	11-3
2023-24	13-2
2024-25	12-3
2025-26	2-1

Overall Record 214-71 (.751)

Highest Scoring Games at the Curb

1. Troy	W, 102-93 (11/29/15)
2. UT Martin	W, 100-86 (2/2/19)
T3. Murray State	W, 96-89 (2/1/25)
T3. Troy	W, 98-87 (OT) (12/20/22)
5. Drake	L, 88-83 (2/15/25)
6. Morehead St.	W, 99-71 (2/3/16)

Top Attended Games at the Curb

1. Toledo	2,461 (11/29/18)
2. Jacksonville State	2,389 (2/15/20)
3. Tennessee State	2,278 (2/24/18)
4. Tennessee State	2,260 (2/25/17)
5. Auburn	2,031 (12/15/21)

Coaching Records at the Curb

Bart Brooks	2017-pres.	92-17 (.844)
Tony Cross	2003-10	62-25 (.713)
Cameron Newbauer	2013-17	38-11 (.776)
Brittney Ezell	2010-13	22-18 (.550)

BELMONT'S RECORD WHEN...

SCORING

	Overall	MVC
Scoring less than 50 points.....	0-0	0-0
Scoring 50+ points.....	4-5	0-0
Scoring 60+ points.....	4-2	0-0
Scoring 70+ points.....	4-0	0-0
Scoring 80+ points.....	2-0	0-0
Scoring 90+ points.....	0-0	0-0
Allowing fewer than 50 points.....	0-0	0-0
Allowing 50+ points.....	4-5	0-0
Allowing 60+ points.....	4-5	0-0
Allowing 70+ points.....	0-3	0-0
Allowing 80+ points.....	0-1	0-0
Allowing 90+ points.....	0-0	0-0
Scoring 40+ points in first half.....	2-0	0-0
Scoring 40+ points in second half.....	1-0	0-0
Allowing 40+ points in first half.....	0-1	0-0
Allowing 40+ points in second half.....	2-1	0-0
Scoring 25+ points in any quarter.....	2-0	0-0
Allowing 25+ points in any quarter.....	1-2	0-0
Scoring less than 10 points in any quarter.....	0-3	0-0
Allowing less than 10 points in any quarter.....	3-1	0-0
Game is decided by 1 point.....	0-0	0-0
Game is decided by less than 5 points.....	0-0	0-0
Game is decided by 5+ points.....	4-5	0-0
Game is decided by 10+ points.....	2-5	0-0
Game is decided by 20+ points.....	2-0	0-0
Game is decided by 30+ points.....	0-0	0-0
Game is decided by 40+ points.....	0-0	0-0

SHOOTING

Outshooting opponent.....	2-1	0-0
Outshot by opponent.....	2-4	0-0
Even in shooting.....	0-0	0-0
Shooting >35% from the field.....	4-3	0-0
Shooting >50% from the field.....	0-0	0-0
Shooting <35% from the field.....	0-2	0-0
Shooting <50% from the field.....	4-5	0-0
Limiting opponent to <35% shooting.....	0-1	0-0
Limiting opponent to <50% shooting.....	4-5	0-0
Opponent shoots >35% from the field.....	4-4	0-0
Opponent shoots >50% from the field.....	0-0	0-0
Making less than 20 FG.....	0-2	0-0
Making 20+ FG.....	4-3	0-0
Making 30+ FG.....	1-0	0-0
Opponent makes less than 20 FG.....	0-0	0-0
Opponent makes 20+ FG.....	4-5	0-0
Opponent makes 30+ FG.....	0-1	0-0
Making less than 10 3-point FG.....	3-3	0-0
Making 10+ 3-point FG.....	1-2	0-0
Opponent makes less than 10 3-point FG.....	4-5	0-0
Opponent makes 10+ 3-point FG.....	0-0	0-0
Making less than 10 FT.....	1-1	0-0
Making 10+ FT.....	3-4	0-0
Making 20+ FT.....	1-0	0-0
Shooting less than 10 FT.....	0-0	0-0
Shooting 10+ FT.....	4-5	0-0
Shooting 20+ FT.....	2-2	0-0
Opponent makes less than 10 FT.....	0-0	0-0
Opponent makes 10+ FT.....	4-5	0-0
Opponent makes 20+ FT.....	1-2	0-0
Opponent shoots less than 10 FT.....	0-0	0-0
Opponent shoots 10+ FT.....	4-5	0-0
Opponent shoots 20+ FT.....	1-4	0-0

REBOUNDING

	Overall	MVC
Outrebounding opponent.....	3-0	0-0
Outrebounded by opponent.....	1-5	0-0
Even in rebounding.....	0-0	0-0
+5 or greater on the glass.....	2-0	0-0
+10 or greater on the glass.....	0-0	0-0
-5 or greater on the glass.....	1-5	0-0
-10 or greater on the glass.....	1-2	0-0

TURNOVERS

Committing fewer TO.....	4-1	0-0
Committing more TO.....	0-4	0-0
Even in TO.....	0-0	0-0
Committing fewer than 10 TO.....	0-0	0-0
Committing 10+ TO.....	4-5	0-0
Committing 20+ TO.....	0-1	0-0
Forcing fewer than 10 TO.....	0-0	0-0
Forcing 10+ TO.....	4-5	0-0
Forcing 20+ TO.....	2-0	0-0

BY MONTH

November.....	3-4	0-0
December.....	1-1	0-0
January.....	0-0	0-0
February.....	0-0	0-0
March.....	0-0	0-0

BY DAY OF THE WEEK

Monday.....	0-2	0-0
Tuesday.....	0-0	0-0
Wednesday.....	2-1	0-0
Thursday.....	0-1	0-0
Friday.....	1-0	0-0
Saturday.....	0-1	0-0
Sunday.....	1-0	0-0

BY JERSEY COLOR

White.....	2-2	0-0
Navy Blue.....	0-2	0-0
Red.....	2-1	0-0

MISCELLANEOUS

Playing a nationally-ranked opponent.....	0-2	0-0
Playing a team receiving top-25 votes.....	0-4	0-0
Leading after first quarter.....	4-1	0-0
Trailing after first quarter.....	0-3	0-0
Tied after first quarter.....	0-1	0-0
Leading at halftime.....	3-2	0-0
Trailing at halftime.....	1-3	0-0
Tied at halftime.....	0-0	0-0
Leading after third quarter.....	4-1	0-0
Trailing after third quarter.....	0-3	0-0
Tied after third quarter.....	0-1	0-0
Playing OT.....	0-0	0-0

STARTERS BY GAME

OPPONENT

at No. 6/7 Oklahoma (11/3/25)	#23 Banks	#0 Jones	#13 Strickland	#22 Eubank	#33 Brodie
vs. Brown (11/7/25)	#23 Banks	#0 Jones	#13 Strickland	#22 Eubank	#9 Fuller
at No. 12/12 Tennessee (11/13/25)	#23 Banks	#0 Jones	#13 Strickland	#22 Eubank	#9 Fuller
at Dayton (11/16/25)	#23 Banks	#0 Jones	#13 Strickland	#22 Eubank	#9 Fuller
vs. Lipscomb (11/19/25)	#23 Banks	#0 Jones	#13 Strickland	#22 Eubank	#9 Fuller
vs. rv/rv Ohio State [#] (11/24/25)	#23 Banks	#0 Jones	#13 Strickland	#22 Eubank	#9 Fuller
vs. McNeese State [#] (11/26/25)	#23 Banks	#0 Jones	#13 Strickland	#22 Eubank	#9 Fuller
at Middle Tennessee (12/3/25)	#23 Banks	#0 Jones	#13 Strickland	#22 Eubank	#9 Fuller
vs. rv/rv Princeton (12/6/25)	#5 Tripp	#0 Jones	#13 Strickland	#22 Eubank	#9 Fuller
vs. No. 15/15 Kentucky (12/14/25)					
vs Evansville* (12/17/25)					
vs -/rv Duke (12/20/25)					
at Southern Illinois* (12/29/25)					
vs. Bradley* (1/2/26)					
vs. Illinois State* (1/4/26)					
vs. Drake* (1/9/26)					
vs. Northern Iowa* (1/11/26)					
at Indiana State* (1/15/26)					
at Murray State* (1/18/26)					
vs. Southern Illinois* (1/24/26)					
at Evansville* (1/29/26)					
vs. Murray State* (1/31/26)					
at Drake* (2/5/26)					
at Northern Iowa* (2/7/26)					
vs. UIC* (2/13/26)					
vs. Valparaiso* (2/15/26)					
at Illinois State* (2/20/26)					
at Bradley* (2/22/26)					
vs. Indiana State* (2/28/26)					
at Valparaiso* (3/5/26)					
at UIC* (3/7/26)					
vs. MVC Tournament First Round [%] (3/12/26)					
vs. MVC Tournament Quarterfinal [%] (3/13/26)					
vs. MVC Tournament Semifinal [%] (3/14/26)					
vs. MVC Tournament Championship [%] (3/15/26)					

[#] - Baha Mar Hoops Pink Flamingo Championship game

^{*} - MVC game

[%] - MVC Tournament game



2025-26 MISSOURI VALLEY CONFERENCE

CONFERENCE STANDINGS

SCHOOL	MVC	PCT.	HOME	AWAY	STREAK	OVERALL	PCT.	HOME	AWAY	NEUTRAL	STREAK
UIC	1-0	1.000	0-0	1-0	W1	5-5	.500	2-2	2-2	1-1	W1
UNI	1-0	1.000	1-0	0-0	W1	4-5	.444	1-3	2-2	1-0	L1
Murray State.....	0-0	.000	0-0	0-0		7-2	.778	2-0	3-2	2-0	W5
Bradley	0-0	.000	0-0	0-0		6-4	.600	5-0	0-3	1-1	W2
Indiana State	0-0	.000	0-0	0-0		4-4	.500	3-0	1-4	0-0	L1
Illinois State.....	0-1	.000	0-0	0-1	L1	5-5	.500	4-0	1-2	0-3	W1
Belmont.....	0-0	.000	0-0	0-0		4-5	.444	2-1	2-2	0-2	L1
Southern Illinois.....	0-0	.000	0-0	0-0		2-6	.250	2-1	0-3	0-2	W1
Evansville	0-0	.000	0-0	0-0		2-7	.222	2-0	0-7	0-0	L2
Drake.....	0-0	.000	0-0	0-0		1-7	.125	0-4	1-1	0-2	L7
Valparaiso.....	0-1	.000	0-1	0-0	L1	0-9	.000	0-2	0-5	0-2	L9

MVC PLAYERS OF THE WEEK

PLAYER			NEWCOMER			FRESHMAN		
Nov. 10	Abbie Aalsma	Drake	Nov. 10	Jessica Carrothers	UIC	Nov. 10	Anna Becker	Drake
Nov. 17	Kaylen Nelson	Bradley	Nov. 17	Tierney Kelsey	Indiana State	Nov. 17	Maya Foz	Bradley
Nov. 24	Doneelah Washington	Illinois State	Nov. 24	Jessica Carrothers	UIC	Nov. 24	Kya Hurt	Illinois State
Dec. 1	Sharnecce Currie-Jelks	Murray St.	Dec. 1	Sharnecce Currie-Jelks	Murray St.	Dec. 1	Magdalena Winter	UIC
Dec. 8	Ryley Goebel	UNI	Dec. 8	Sharnecce Currie-Jelks	Murray St.	Dec. 8	Maya Foz	Bradley
Dec. 15			Dec. 15			Dec. 15		
Dec. 22			Dec. 22			Dec. 22		
Dec. 29			Dec. 29			Dec. 29		
Jan. 5			Jan. 5			Jan. 5		
Jan. 12			Jan. 12			Jan. 12		
Jan. 19			Jan. 19			Jan. 19		
Jan. 26			Jan. 26			Jan. 26		
Feb. 2			Feb. 2			Feb. 2		
Feb. 9			Feb. 9			Feb. 9		
Feb. 16			Feb. 16			Feb. 16		
Feb. 23			Feb. 23			Feb. 23		
March 2			March 2			March 2		
March 9			March 9			March 9		

2024-25 ALL-MISSOURI VALLEY CONFERENCE

FIRST TEAM

Kendal Cheesman, Belmont
 Katie Dinnebie, Drake
 Leah Earnest, Valparaiso
 Maya McDermott, Northern Iowa
 Lacy Stokes, Missouri State
 Katelyn Young, Murray State

SECOND TEAM

Shannon Dowell, Illinois State
 Haven Ford, Murray State
 Ava Learn, Murray State
 Anna Miller, Drake
 Halli Pooch, Murray State

THIRD TEAM

Jailyn Banks, Belmont
 Soleil Barnes, Bradley
Tuti Jones, Belmont
 Kayba Laube, Northern Iowa
 Gift Uchenna, Southern Illinois

ALL-DEFENSIVE TEAM

Katie Dinnebie, Drake
 Ryley Goebel, Northern Iowa
Tuti Jones, Belmont
 Anna Miller, Drake
 Lacy Stokes, Missouri State

ALL-NEWCOMER TEAM

Soleil Barnes, Bradley
 Elyce Knudsen, Illinois State
 Sarah Linthacum, Missouri State
 Addison Martin, Illinois State
 Gift Uchenna, Southern Illinois

ALL-FRESHMAN TEAM

Lainie Douglas, Missouri State
 Elise Jaeger, Northern Iowa
 Ellie McDermid, Bradley
 Camryn Runner, Evansville
 Doneelah Washington, Illinois State

JACKIE STILES PLAYER OF THE YEAR

Katie Dinnebie, Drake

DEFENSIVE PLAYER OF THE YEAR

Lacy Stokes, Missouri State

SIXTH PLAYER OF THE YEAR

Kaemyn Bekemeier, Missouri State

NEWCOMER OF THE YEAR

Soleil Barnes, Bradley

FRESHMAN OF THE YEAR

Camryn Runner, Evansville

MOST IMPROVED PLAYER

Ava Learn, Murray State

COACH OF THE YEAR

Beth Cunningham, Missouri State

2025 MVC ALL-TOURNAMENT TEAM

Katelyn Young, Murray State
Most Outstanding Player (Patty Viverito Award winner)
 Halli Pooch, Murray State
 Haven Ford, Murray State
Kendal Cheesman, Belmont
 Katie Dinnebie, Drake
 Lacy Stokes, Missouri State



LAST TIME VS. KENTUCKY



Official Basketball Box Score - Final
Belmont at Kentucky
 12/20/24 Memorial Coliseum, Lexington
 2024-25 Women's Basketball

Game Time: 6:00 PM
 Game Duration: 1:47
 Attendance: 3,887

Officials: Pualani Spurlock, William Smith, Jeff Wooten

Belmont - 78

Record: 5-6

NO.	Name	Min	FG M-A	3P M-A	FT M-A	Rebounds OR DR TOT	Fouls PF FD	TP	AS	TO	ST	Blocks BS BA	+/-
14	Kendal Cheesman	F 31:31	4-10	2-8	0-0	0 4 4	0 0	10	6	1	0	1 0	-9
33	Carmyn Harrison	F 25:50	1-5	0-0	0-0	0 3 3	4 2	2	2	3	0	1 3	-7
0	Tuti Jones	G 31:42	4-8	3-6	0-0	0 5 5	4 0	11	1	3	3	1 0	-4
21	Emily La Chapell	G 31:18	5-11	1-2	1-1	3 2 5	3 1	12	3	2	3	1 0	0
23	Jailyn Banks	G 32:36	8-17	0-3	7-9	1 3 4	1 7	23	4	3	1	0 1	-4
20	Jacee Busick	16:55	1-3	0-1	0-0	3 0 3	1 1	2	3	0	0	0 0	-2
35	Kendall Holmes	21:15	6-10	4-6	2-2	0 3 3	2 1	18	1	1	0	0 0	-3
5	Sanaa Tripp	03:37	0-0	0-0	0-0	0 2 2	0 0	0	0	1	0	0 0	-6
1	Kensley Feltner	02:02	0-1	0-1	0-0	1 1 2	0 0	0	0	0	0	0 0	2
22	Quinn Eubank	01:33	0-0	0-0	0-0	0 0 0	0 0	0	0	0	0	0 0	3
9	Hilary Fuller	01:42	0-0	0-0	0-0	0 0 0	0 0	0	0	0	0	0 0	0
Team						1 2 3		0		1			
Totals			29-65	10-27	10-12	9 25 34	15 12	78	20	15	7	4 4	-6

Technical Fouls::NONE

Shooting By Period			
1 st FG%	9-18	50.0%	
3PT%	3-7	42.9%	
FT%	1-2	50%	
2 nd FG%	7-15	46.7%	
3PT%	3-8	37.5%	
FT%	0-0	0%	
3 rd FG%	6-18	33.3%	
3PT%	0-6	0.0%	
FT%	3-3	100%	
4 th FG%	7-14	50.0%	
3PT%	4-6	66.7%	
FT%	6-7	85.7%	
GM FG%	29-65	44.6%	
3PT%	10-27	37.0%	
FT%	10-12	83.3%	

Dead Ball Rebounds: 2, 0

Kentucky - 84

Record: 10-1

NO.	Name	Min	FG M-A	3P M-A	FT M-A	Rebounds OR DR TOT	Fouls PF FD	TP	AS	TO	ST	Blocks BS BA	+/-
7	Teonni Key	F 30:53	6-12	0-1	0-0	1 4 5	4 2	12	2	2	0	1 2	-4
32	Amelia Hassett	F 39:33	6-11	4-9	0-0	0 11 11	0 1	16	1	4	2	0 1	4
13	Clara Strack	C 36:38	4-9	0-1	4-5	3 2 5	1 5	12	4	2	1	2 1	2
3	Georgia Amore	G 32:52	8-17	7-13	0-0	0 3 3	3 4	23	5	3	0	0 0	6
10	Dazia Lawrence	G 38:30	5-13	1-6	4-4	1 4 5	3 2	15	5	1	3	0 0	6
5	Cassidy Rowe	11:15	0-0	0-0	0-0	0 0 0	1 1	0	2	0	0	0 0	8
2	Saniah Tyler	01:56	0-0	0-0	0-0	0 0 0	0 0	0	0	0	0	0 0	3
17	Clara Silva	08:24	3-3	0-0	0-0	0 0 0	0 0	6	0	0	0	1 0	5
Team						1 2 3		0		0			
Totals			32-65	12-30	8-9	6 26 32	12 15	84	19	12	6	4 4	6

Technical Fouls::NONE

Shooting By Period			
1 st FG%	6-14	42.9%	
3PT%	3-5	60.0%	
FT%	5-5	100%	
2 nd FG%	6-19	31.6%	
3PT%	1-10	10.0%	
FT%	0-0	0%	
3 rd FG%	10-16	62.5%	
3PT%	4-7	57.1%	
FT%	0-0	0%	
4 th FG%	10-16	62.5%	
3PT%	4-8	50.0%	
FT%	3-4	75%	
GM FG%	32-65	49.2%	
3PT%	12-30	40.0%	
FT%	8-9	88.9%	

Dead Ball Rebounds: 3, 1

	BEL	UKY
Biggest lead	7 (1 st 5:10)	12 (4 th 4:59)
Best Scoring Run	8 (2 nd 3:59)	8 (4 th 4:59)
Lead Changes	7	
Times Tied	8	
Time with Lead	19:58	13:55

Points from	BEL	UKY
Turnovers	9	21
Paint	30	28
Second Chance	12	14
Fast Breaks	2	8
Bench	20	6

Period by Period Scoring					
	1st	2nd	3rd	4th	TOT
BEL	22	17	15	24	78
UKY	20	13	24	27	84

2025-26 STATISTICS

Game Records

Record	Overall	Home	Away	Neutral
ALL GAMES	4-5	2-1	2-2	0-2
CONFERENCE	0-0	0-0	0-0	0-0
NON-CONFERENCE	4-5	2-1	2-2	0-2

Score by Periods

Team	1st	2nd	3rd	4th	OT	TOT
Belmont	157	159	156	139	0	611
Opponents	144	140	162	172	0	618

Team Box Score

No.	Player				Total		3-Point		F-Throw		Rebounds											
		GP-GS	MIN	AVG	FG-FGA	FG%	3FG-3FGA	3FG%	FT-FTA	FT%	OFF	DEF	TOT	AVG	PF	DQ	A	TO	BLK	STL	PTS	AVG
23	BANKS, Jailyn	8-8	257:28	32.2	33-89	.371	7-31	.226	46-61	.754	5	17	22	2.8	23	0	26	23	0	13	119	14.9
13	STRICKLAND, Avery	9-9	236:44	26.3	34-91	.374	19-61	.311	15-22	.682	13	13	26	2.9	15	0	9	11	0	8	102	11.3
9	FULLER, Hilary	9-8	182:38	20.3	38-88	.432	6-16	.375	18-26	.692	16	30	46	5.1	32	0	4	21	12	10	100	11.1
0	JONES, Tuti	9-9	276:19	30.7	28-81	.346	20-59	.339	12-17	.706	15	34	49	5.4	17	0	31	13	0	29	88	9.8
5	TRIPP, Sanaa	9-1	199:26	22.2	20-59	.339	9-33	.273	7-13	.538	4	18	22	2.4	21	0	13	17	0	10	56	6.2
21	LA CHAPPELL, Emily	7-0	125:31	17.9	16-41	.390	6-20	.300	2-4	.500	2	11	13	1.9	10	0	10	8	1	5	40	5.7
22	EUBANK, Quinn	9-9	217:49	24.2	18-43	.419	7-17	.412	5-10	.500	20	31	51	5.7	20	1	8	10	1	7	48	5.3
1	FELTNER, Kensley	5-0	73:27	14.7	5-12	.417	1-4	.250	6-7	.857	4	12	16	3.2	6	0	5	4	2	2	17	3.4
33	BRODIE, KK	9-1	130:28	14.5	11-36	.306	0-1	.000	3-6	.500	5	12	17	1.9	21	0	8	9	9	3	25	2.8
7	HYDE, Claire	4-0	39:55	10.0	3-8	.375	2-6	.333	1-2	.500	0	0	0	0.0	3	0	3	0	1	1	9	2.3
55	WEST, Leah	7-0	49:39	7.1	2-7	.286	1-5	.200	2-2	1.000	3	6	9	1.3	8	0	2	7	0	0	7	1.0
12	MCGINNIS, Kate	3-0	10:35	3.5	0-2	.000	0-2	.000	0-0	.000	0	1	1	0.3	0	0	1	2	0	1	0	0.0
Team											26	20	46					5				
Total		9	1800		208-557	.373	78-255	.306	117-170	.688	113	205	318	35.3	176	1	120	130	26	89	611	67.9
Opponents		9	1800		208-512	.406	57-208	.274	145-192	.755	117	254	371	41.2	156	5	113	164	19	67	618	68.7

Team Statistics

	BEL	OPP
Scoring	611	618
Points per game	67.9	68.7
Scoring margin	-0.8	-
Field goals-att	208-557	208-512
Field goal pct	.373	.406
3 point fg-att	78-255	57-208
3-point FG pct	.306	.274
3-pt FG made per game	8.7	6.3
Free throws-att	117-170	145-192
Free throw pct	.688	.755
F-Throws made per game	13.0	16.1
Rebounds	318	371
Rebounds per game	35.3	41.2
Rebounding margin	-5.9	-
Assists	120	113
Assists per game	13.3	12.6
Turnovers	130	164
Turnovers per game	14.4	18.2
Turnover margin	+3.8	-
Assist/turnover ratio	0.9	0.7
Steals	89	67
Steals per game	9.9	7.4
Blocks	26	19
Blocks per game	2.9	2.1
Winning streak	0	-
Home win streak	0	-
Attendance	5907	22068
Home games-Avg/Game	3-1969	4-5517
Neutral site-Avg/Game	-	2-227

Team Results

Date	Opponent		Score	Att.
11/03/2025	at Oklahoma	L	67-84	6476
11/07/2025	Brown	W	83-61	1020
11/13/2025	at Tennessee	L	58-68	10043
11/16/2025	at Dayton	W	72-66	2171
11/19/2025	Lipscomb	W	80-60	4132
11/24/2025	vs Ohio St.	L	56-68	237
11/26/2025	vs McNeese	L	66-76	217
12/03/2025	at Middle Tenn.	W	71-65	3378
12/06/2025	Princeton	L	58-70	755

2024-25 MVC-ONLY STATISTICS

Game Records

Record	Overall	Home	Away	Neutral
ALL GAMES	15-5	8-2	7-3	0-0
CONFERENCE	15-5	8-2	7-3	0-0
NON-CONFERENCE	0-0	0-0	0-0	0-0

Score by Periods

Team	1st	2nd	3rd	4th	OT	TOT
Belmont	369	350	390	379	0	1488
Opponents	289	296	318	350	0	1253

Team Box Score

No.	Player				Total		3-Point		F-Throw		Rebounds											
		GP-GS	MIN	AVG	FG-FGA	FG%	3FG-3FGA	3FG%	FT-FTA	FT%	OFF	DEF	TOT	AVG	PF	DQ	A	TO	BLK	STL	PTS	AVG
14	CHEESMAN, Kendal	20-19	547:50	27.4	111-224	.496	45-110	.409	16-22	.727	47	142	189	9.5	43	0	43	34	18	13	283	14.2
23	BANKS, Jailyn	20-20	574:47	28.7	77-179	.430	12-42	.286	83-105	.790	16	58	74	3.7	47	0	73	53	0	28	249	12.5
0	JONES, Tuti	20-20	580:25	29.0	85-165	.515	40-91	.440	16-24	.667	9	63	72	3.6	45	0	63	31	5	43	226	11.3
35	HOLMES, Kendall	18-17	530:01	29.4	57-161	.354	28-91	.308	39-42	.929	12	54	66	3.7	23	0	20	26	1	13	181	10.1
21	LA CHAPPELL, Emily	20-20	601:25	30.1	61-161	.379	21-55	.382	9-15	.600	16	40	56	2.8	38	0	55	34	8	20	152	7.6
1	FELTNER, Kensley	20-2	218:40	10.9	34-65	.523	1-12	.083	34-46	.739	19	29	48	2.4	26	0	7	14	0	8	103	5.2
33	HARRISON, Carmyn	20-2	265:16	13.3	34-67	.507	0-0	.000	18-37	.486	30	47	77	3.9	53	1	20	42	5	11	86	4.3
5	TRIPP, Sanaa	20-0	313:53	15.7	31-77	.403	12-30	.400	6-12	.500	14	28	42	2.1	22	0	26	23	4	11	80	4.0
20	BUSICK, Jacee	19-0	203:57	10.7	28-52	.538	7-16	.438	2-4	.500	12	19	31	1.6	24	0	3	10	4	6	65	3.4
9	FULLER, Hilary	16-0	79:04	4.9	14-34	.412	0-5	.000	9-14	.643	3	18	21	1.3	11	0	2	5	9	4	37	2.3
22	EUBANK, Quinn	13-0	72:23	5.6	10-22	.455	1-6	.167	0-2	.000	8	5	13	1.0	9	0	2	5	1	3	21	1.6
4	SUDER, Liz	6-0	12:20	2.1	2-5	.400	1-4	.250	0-0	.000	0	0	0	0.0	3	0	1	2	1	0	5	0.8
Team											31	57	88					5				
Total		20	4000		544-1212	.449	168-462	.364	232-323	.718	217	560	777	38.9	344	1	315	284	56	160	1488	74.4
Opponents		20	3999		456-1191	.383	114-435	.262	227-322	.705	211	488	699	35.0	307	5	252	295	46	128	1253	62.7

Team Statistics

	BEL	OPP
Scoring	1488	1253
Points per game	74.4	62.7
Scoring margin	+11.8	-
Field goals-att	544-1212	456-1191
Field goal pct	.449	.383
3 point fg-att	168-462	114-435
3-point FG pct	.364	.262
3-pt FG made per game	8.4	5.7
Free throws-att	232-323	227-322
Free throw pct	.718	.705
F-Throws made per game	11.6	11.4
Rebounds	777	699
Rebounds per game	38.9	35.0
Rebounding margin	+3.9	-
Assists	315	252
Assists per game	15.8	12.6
Turnovers	284	295
Turnovers per game	14.2	14.8
Turnover margin	+0.6	-
Assist/turnover ratio	1.1	0.9
Steals	160	128
Steals per game	8.0	6.4
Blocks	56	46
Blocks per game	2.8	2.3
Winning streak	4	-
Home win streak	2	-
Attendance	8530	14967
Home games-Avg/Game	10-853	10-1497
Neutral site-Avg/Game	-	0-0

Team Results

Date	Opponent		Score	Att.
12/29/2024	Bradley	W	69-61	1005
01/02/2025	at Missouri St.	L	55-57	2093
01/04/2025	at Southern Ill.	W	79-66	302
01/10/2025	UIC	W	67-52	514
01/12/2025	Valparaiso	W	67-53	1012
01/16/2025	at Drake	W	80-65	2874
01/18/2025	at UNI	W	74-60	2621
01/24/2025	Evansville	W	90-65	933
01/26/2025	Indiana St.	W	88-58	876
02/01/2025	Murray St.	W	96-89	1087
02/07/2025	at Valparaiso	W	69-41	272
02/09/2025	at UIC	W	64-55	684
02/13/2025	UNI	L	61-73	729
02/15/2025	Drake	L	83-88	936
02/20/2025	at Illinois St.	L	63-66	2489
02/23/2025	at Murray St.	L	78-83	2196
02/27/2025	Southern Ill.	W	73-43	407
03/01/2025	Missouri St.	W	67-61	1031
03/06/2025	at Indiana St.	W	90-69	1121
03/08/2025	at Evansville	W	75-48	315

BELMONT GAME-BY-GAME

			Total		3-Pointers		Free throws		Rebounds										
Opponent	Date	Score	FG-FGA	PCT	3FG-3FGA	PCT	FT-FTA	PCT	OFF	DEF	TOT	AVG	PF	A	TO	BLK	STL	PTS	AVG
at Oklahoma	11/03/2025	67-84 L	23-72	.319	10-34	.294	11-22	.500	12	26	38	38.0	23	14	12	2	9	67	67.0
Brown	11/07/2025	83-61 W	26-68	.382	11-37	.297	20-25	.800	18	26	44	41.0	18	15	12	4	14	83	75.0
at Tennessee	11/13/2025	58-68 L	21-56	.375	6-19	.316	10-14	.714	12	24	36	39.3	14	10	20	1	4	58	69.3
at Dayton	11/16/2025	72-66 W	28-68	.412	7-29	.241	9-11	.818	11	19	30	37.0	22	13	11	4	10	72	70.0
Lipscomb	11/19/2025	80-60 W	30-69	.435	9-31	.290	11-18	.611	18	18	36	36.8	19	18	11	1	17	80	72.0
vs Ohio St.	11/24/2025	56-68 L	19-58	.328	9-22	.409	9-15	.600	9	25	34	36.3	19	10	19	4	6	56	69.3
vs McNeese	11/26/2025	66-76 L	19-51	.373	10-31	.323	18-24	.750	10	20	30	35.4	24	16	17	2	6	66	68.9
at Middle Tenn.	12/03/2025	71-65 W	22-58	.379	9-27	.333	18-25	.720	12	22	34	35.3	19	11	13	8	12	71	69.1
Princeton	12/06/2025	58-70 L	20-57	.351	7-25	.280	11-16	.688	11	25	36	35.3	18	13	15	0	11	58	67.9
Total		611	208-557	.373	78-255	.306	117-170	.688	113	205	318	35.3	176	120	130	26	89	611	67.9
Opponents		618	208-512	.406	57-208	.274	145-192	.755	117	254	371	41.2	156	113	164	19	67	618	68.7

Belmont Averages

Games Played	Points/game	FG Pct	3FG Pct	FT Pct	Rebounds/game	Assists/game	Turnovers/game	Assist/Turnover ratio	Steals/game	Blocks/game
9	67.9	37.3	30.6	68.8	35.3	13.3	14.4	0.9	9.9	2.9

OPPONENT GAME-BY-GAME

				Total		3-Pointers		Free throws		Rebounds											
Opponent	Date	Score		FG-FGA	PCT	3FG-3FGA	PCT	FT-FTA	PCT	OFF	DEF	TOT	AVG	PF	A	TO	BLK	STL	PTS	AVG	
at Oklahoma	11/03/2025	67-84	L	33-71	.465	3-23	.130	15-30	.500	18	43	61	61.0	20	22	18	5	6	84	84.0	
Brown	11/07/2025	83-61	W	22-62	.355	5-22	.227	12-15	.800	14	24	38	49.5	21	10	19	1	5	61	72.5	
at Tennessee	11/13/2025	58-68	L	24-69	.348	7-34	.206	13-19	.684	23	25	48	49.0	15	8	14	4	13	68	71.0	
at Dayton	11/16/2025	72-66	W	21-52	.404	3-18	.167	21-23	.913	13	29	42	47.3	14	11	24	2	4	66	69.8	
Lipscomb	11/19/2025	80-60	W	21-44	.477	8-22	.364	10-13	.769	7	24	31	44.0	15	12	24	0	9	60	67.8	
vs Ohio St.	11/24/2025	56-68	L	20-57	.351	8-26	.308	20-23	.870	10	32	42	43.7	16	14	17	3	9	68	67.8	
vs McNeese	11/26/2025	66-76	L	21-52	.404	7-20	.350	27-34	.794	15	21	36	42.6	21	13	15	1	7	76	69.0	
at Middle Tenn.	12/03/2025	71-65	W	22-47	.468	8-19	.421	13-14	.929	3	27	30	41.0	19	10	19	2	6	65	68.5	
Princeton	12/06/2025	58-70	L	24-58	.414	8-24	.333	14-21	.667	14	29	43	41.2	15	13	14	1	8	70	68.7	
Total		618		208-512	.406	57-208	.274	145-192	.755	117	254	371	41.2	156	113	164	19	67	618	68.7	
Belmont		611		208-557	.373	78-255	.306	117-170	.688	113	205	318	35.3	176	120	130	26	89	611	67.9	

Opponents Averages

Games Played	Points/game	FG Pct	3FG Pct	FT Pct	Rebounds/game	Assists/game	Turnovers/game	Assist/Turnover ratio	Steals/game	Blocks/game
9	68.7	40.6	27.4	75.5	41.2	12.6	18.2	0.7	7.4	2.1

2025-26 POINTS-REBOUNDS-ASSISTS

Opponent	Date	Score		0	1	5	7	9	12	13	21	22	23	33
				JONES, TUTI	FELTNER, KE	TRIPP, SANA	HYDE, CLAIR	FULLER, HIL	MCGINNIS, K	STRICKLAND, LA	CHAPPELL, EUBANK, QUI	BANKS, JAIL	BRODIE, KK	
at Oklahoma	11/03/2025	67-84	L	0-6-3	2-3-0	13-2-0	DNP	12-4-0	DNP	7-2-1	4-6-5	6-3-0	16-2-3	7-1-1
Brown	11/07/2025	83-61	W	14-6-4	5-4-2	10-5-1	0-0-0	17-8-1	0-1-0	11-2-3	0-0-0	12-10-1	13-3-2	1-1-1
at Tennessee	11/13/2025	58-68	L	5-3-4	6-3-1	4-2-1	DNP	10-5-0	DNP	14-2-0	2-1-0	4-5-1	13-6-3	0-1-0
at Dayton	11/16/2025	72-66	W	8-9-1	2-3-1	0-1-2	DNP	14-3-1	DNP	7-3-2	12-2-2	0-4-1	21-3-3	8-1-0
Lipscomb	11/19/2025	80-60	W	4-3-7	2-3-1	12-3-1	0-0-0	12-3-0	0-0-0	10-2-2	14-2-1	6-12-2	14-3-1	2-1-3
vs Ohio St.	11/24/2025	56-68	L	19-6-2	DNP	0-2-2	DNP	8-9-0	DNP	11-3-1	6-0-0	3-5-0	7-2-5	2-3-0
vs McNeese	11/26/2025	66-76	L	16-3-3	DNP	0-0-1	DNP	1-7-0	DNP	19-4-0	2-2-2	7-4-2	20-1-7	1-1-1
at Middle Tenn.	12/03/2025	71-65	W	9-8-3	DNP	5-2-2	6-0-0	9-3-1	DNP	20-6-0	DNP	7-3-1	15-2-2	0-4-2
Princeton	12/06/2025	58-70	L	13-5-4	DNP	12-5-3	3-0-3	17-4-1	0-0-1	3-2-0	DNP	3-5-0	DNP	4-4-0

Opponent	Date	Score		55
				WEST, LEAH
at Oklahoma	11/03/2025	67-84	L	0-2-1
Brown	11/07/2025	83-61	W	0-1-0
at Tennessee	11/13/2025	58-68	L	DNP
at Dayton	11/16/2025	72-66	W	0-0-0
Lipscomb	11/19/2025	80-60	W	4-2-0
vs Ohio St.	11/24/2025	56-68	L	DNP
vs McNeese	11/26/2025	66-76	L	0-1-0
at Middle Tenn.	12/03/2025	71-65	W	0-0-0
Princeton	12/06/2025	58-70	L	3-3-1

BRUINS AMONG NATIONAL STATISTICAL LEADERS

Statistic	Player	National Rank	Conference Rank	Value	National Leader	Value	Conference Leader	Value
Assist/Turnover Ratio (250 ranked)	Tuti Jones	49	1	2.38	KK Arnold, UConn Maddie Scherr, TCU	4.88 4.88	Tuti Jones, Belmont	2.38
Assists (150 ranked)					Tonie Morgan, Kentucky	93	Trista Fayta, Illinois St.	56
Assists Per Game (244 ranked)	Tuti Jones Jailyn Banks	203 244	8 9	3.4 3.3	Caroline Lau, Northwestern	9.4	Trista Fayta, Illinois St.	5.6
Blocks (149 ranked)	Hilary Fuller	117	4	12	Julia Dalan, Portland	36	Riley Goebel, UNI	22
Blocks Per Game (209 ranked)	Hilary Fuller KK Brodie	105 209	4 8	1.33 1.00	Julia Dalan, Portland	3.60	Riley Goebel, UNI	2.44
Double Doubles (20 ranked)					Raegan Beers, Oklahoma	8	Sharnecce Currie-Jelks, Murray St.	7
Field Goal Attempts (143 ranked)					Liv McGill, Florida	198	Kaylen Nelson, Bradley	151
Field Goal Percentage (249 ranked)					Gracie Merkle, Penn St.	74.6	Sharnecce Currie-Jelks, Murray St.	56.5
Field Goals (148 ranked)					Audi Crooks, Iowa St.	122	Sharnecce Currie-Jelks, Murray St.	65
Free Throw Attempts (140 ranked)	Jailyn Banks	24	3	61	S'Mya Nichols, Kansas	92	Sharnecce Currie-Jelks, Murray St.	69
Free Throw Percentage (244 ranked)	Jailyn Banks	242	9	75.4	Aniah Alexis, Rice	100.0	Alayna Kraus, Southern Ill.	86.1
Free Throws (145 ranked)	Jailyn Banks	32	3	46	Taliah Scott, Baylor	80	Sharnecce Currie-Jelks, Murray St.	58
Minutes Per Game (150 ranked)					Aliya McIver, Rider	37.94	Addison Martin, Illinois St.	35.96
Points (196 ranked)					Audi Crooks, Iowa St.	306	Sharnecce Currie-Jelks, Murray St.	195
Points Per Game (247 ranked)	Jailyn Banks	182	8	14.9	Audi Crooks, Iowa St.	27.8	Sharnecce Currie-Jelks, Murray St.	21.7
Rebounds (149 ranked)					Khamil Pierre, NC State	130	Elise Jaeger, UNI	100
Rebounds (Defensive) Per Game (30 ranked)					Elise Jaeger, UNI	10.7	Elise Jaeger, UNI	10.7
Rebounds (Offensive) Per Game (30 ranked)					Mary Moses Amaniyo, UTEP	5.4		
Rebounds Per Game (244 ranked)					Charlotte O'Keefe, UTRGV	13.3	Elise Jaeger, UNI	11.1
Steals (121 ranked)	Tuti Jones	30	1	29	Hannah Hidalgo, Notre Dame	50	Tuti Jones, Belmont	29
Steals Per Game (243 ranked)	Tuti Jones	26	1	3.22	Hannah Hidalgo, Notre Dame	5.56	Tuti Jones, Belmont	3.22
Three Point Attempts (148 ranked)	Avery Strickland Tuti Jones	108 126	4 7	61 59	Briana Rivera, Samford	121	Kaylen Nelson, Bradley	75
Three Point Percentage (205 ranked)	Tuti Jones Avery Strickland	167 191	2 3	33.9 31.1	Lara Langermann, UAlbany	57.9	Kaylen Nelson, Bradley	44.0
Three Pointers (130 ranked)					Briana Rivera, Samford	45	Kaylen Nelson, Bradley	33
Three Pointers Per Game (250 ranked)	Tuti Jones Avery Strickland	134 159	4 5	2.22 2.11	Briana Rivera, Samford Jackie Grisdale, Quinnipiac	3.75 3.75	Kaylen Nelson, Bradley	3.30
Triple Doubles (1 ranked)					13 players tied	1		

BELMONT TEAM GAME HIGHS

Belmont - Game Highs

POINTS	83		Brown (11/07/2025)
	80		Lipscomb (11/19/2025)
	72		at Dayton (11/16/2025)
	71		at Middle Tenn. (12/03/2025)
	67		at Oklahoma (11/03/2025)
FIELD GOALS MADE	30		Lipscomb (11/19/2025)
	28		at Dayton (11/16/2025)
FIELD GOAL ATTEMPTS	72		at Oklahoma (11/03/2025)
	69		Lipscomb (11/19/2025)
FIELD GOAL PERCENTAGE	.435	(30-69)	Lipscomb (11/19/2025)
	.412	(28-68)	at Dayton (11/16/2025)
3 PT FG MADE	11		Brown (11/07/2025)
	10		vs McNeese (N) (11/26/2025)
	10		at Oklahoma (11/03/2025)
3 PT FG ATTEMPTS	37		Brown (11/07/2025)
	34		at Oklahoma (11/03/2025)
3 PT FG PERCENTAGE	.409	(9-22)	vs Ohio St. (N) (11/24/2025)
	.333	(9-27)	at Middle Tenn. (12/03/2025)
FREE THROWS MADE	20		Brown (11/07/2025)
	18		at Middle Tenn. (12/03/2025)
	18		vs McNeese (N) (11/26/2025)
FREE THROW ATTEMPTS	25		at Middle Tenn. (12/03/2025)
	25		Brown (11/07/2025)
FREE THROW PERCENTAGE	.818	(9-11)	at Dayton (11/16/2025)
	.800	(20-25)	Brown (11/07/2025)
REBOUNDS	44		Brown (11/07/2025)
	38		at Oklahoma (11/03/2025)
ASSISTS	18		Lipscomb (11/19/2025)
	16		vs McNeese (N) (11/26/2025)
STEALS	17		Lipscomb (11/19/2025)
	14		Brown (11/07/2025)
BLOCKED SHOTS	8		at Middle Tenn. (12/03/2025)
	4		vs Ohio St. (N) (11/24/2025)
	4		at Dayton (11/16/2025)
	4		Brown (11/07/2025)
TURNOVERS	20		at Tennessee (11/13/2025)
	19		vs Ohio St. (N) (11/24/2025)
FOULS	24		vs McNeese (N) (11/26/2025)
	23		at Oklahoma (11/03/2025)

OPPONENT TEAM GAME HIGHS

Opponent - Game Highs

POINTS	84		at Oklahoma (11/03/2025)
	76		vs McNeese (N) (11/26/2025)
	70		Princeton (12/06/2025)
	68		vs Ohio St. (N) (11/24/2025)
	68		at Tennessee (11/13/2025)
FIELD GOALS MADE	33		at Oklahoma (11/03/2025)
	24		Princeton (12/06/2025)
	24		at Tennessee (11/13/2025)
FIELD GOAL ATTEMPTS	71		at Oklahoma (11/03/2025)
	69		at Tennessee (11/13/2025)
FIELD GOAL PERCENTAGE	.477	(21-44)	Lipscomb (11/19/2025)
	.468	(22-47)	at Middle Tenn. (12/03/2025)
3 PT FG MADE	8		Princeton (12/06/2025)
	8		at Middle Tenn. (12/03/2025)
	8		vs Ohio St. (N) (11/24/2025)
	8		Lipscomb (11/19/2025)
3 PT FG ATTEMPTS	34		at Tennessee (11/13/2025)
	26		vs Ohio St. (N) (11/24/2025)
3 PT FG PERCENTAGE	.421	(8-19)	at Middle Tenn. (12/03/2025)
	.364	(8-22)	Lipscomb (11/19/2025)
FREE THROWS MADE	27		vs McNeese (N) (11/26/2025)
	21		at Dayton (11/16/2025)
FREE THROW ATTEMPTS	34		vs McNeese (N) (11/26/2025)
	30		at Oklahoma (11/03/2025)
FREE THROW PERCENTAGE	.929	(13-14)	at Middle Tenn. (12/03/2025)
	.913	(21-23)	at Dayton (11/16/2025)
REBOUNDS	61		at Oklahoma (11/03/2025)
	48		at Tennessee (11/13/2025)
ASSISTS	22		at Oklahoma (11/03/2025)
	14		vs Ohio St. (N) (11/24/2025)
STEALS	13		at Tennessee (11/13/2025)
	9		vs Ohio St. (N) (11/24/2025)
	9		Lipscomb (11/19/2025)
BLOCKED SHOTS	5		at Oklahoma (11/03/2025)
	4		at Tennessee (11/13/2025)
TURNOVERS	24		Lipscomb (11/19/2025)
	24		at Dayton (11/16/2025)
FOULS	21		vs McNeese (N) (11/26/2025)
	21		Brown (11/07/2025)

BELMONT TEAM GAME LOWS

Belmont - Game Lows

POINTS	56	vs Ohio St. (N) (11/24/2025)
	58	Princeton (12/06/2025)
	58	at Tennessee (11/13/2025)
	66	vs McNeese (N) (11/26/2025)
	67	at Oklahoma (11/03/2025)
FIELD GOALS MADE	19	vs McNeese (N) (11/26/2025)
	19	vs Ohio St. (N) (11/24/2025)
FIELD GOAL ATTEMPTS	51	vs McNeese (N) (11/26/2025)
	56	at Tennessee (11/13/2025)
FIELD GOAL PERCENTAGE	.319	(23-72) at Oklahoma (11/03/2025)
	.328	(19-58) vs Ohio St. (N) (11/24/2025)
3 PT FG MADE	6	at Tennessee (11/13/2025)
	7	Princeton (12/06/2025)
	7	at Dayton (11/16/2025)
3 PT FG ATTEMPTS	19	at Tennessee (11/13/2025)
	22	vs Ohio St. (N) (11/24/2025)
3 PT FG PERCENTAGE	.241	(7-29) at Dayton (11/16/2025)
	.280	(7-25) Princeton (12/06/2025)
FREE THROWS MADE	9	vs Ohio St. (N) (11/24/2025)
	9	at Dayton (11/16/2025)
FREE THROW ATTEMPTS	11	at Dayton (11/16/2025)
	14	at Tennessee (11/13/2025)
FREE THROW PERCENTAGE	.500	(11-22) at Oklahoma (11/03/2025)
	.600	(9-15) vs Ohio St. (N) (11/24/2025)
REBOUNDS	30	vs McNeese (N) (11/26/2025)
	30	at Dayton (11/16/2025)
ASSISTS	10	vs Ohio St. (N) (11/24/2025)
	10	at Tennessee (11/13/2025)
STEALS	4	at Tennessee (11/13/2025)
	6	vs McNeese (N) (11/26/2025)
	6	vs Ohio St. (N) (11/24/2025)
BLOCKED SHOTS	0	Princeton (12/06/2025)
	1	Lipscomb (11/19/2025)
	1	at Tennessee (11/13/2025)
TURNOVERS	11	Lipscomb (11/19/2025)
	11	at Dayton (11/16/2025)
FOULS	14	at Tennessee (11/13/2025)
	18	Princeton (12/06/2025)
	18	Brown (11/07/2025)

OPPONENT TEAM GAME LOWS

Opponent - Game Lows

POINTS	60 61 65 66 68 68	Lipscomb (11/19/2025) Brown (11/07/2025) at Middle Tenn. (12/03/2025) at Dayton (11/16/2025) vs Ohio St. (N) (11/24/2025) at Tennessee (11/13/2025)
FIELD GOALS MADE	20 21 21 21	vs Ohio St. (N) (11/24/2025) vs McNeese (N) (11/26/2025) Lipscomb (11/19/2025) at Dayton (11/16/2025)
FIELD GOAL ATTEMPTS	44 47	Lipscomb (11/19/2025) at Middle Tenn. (12/03/2025)
FIELD GOAL PERCENTAGE	.348 .351	(24-69) at Tennessee (11/13/2025) (20-57) vs Ohio St. (N) (11/24/2025)
3 PT FG MADE	3 3	at Dayton (11/16/2025) at Oklahoma (11/03/2025)
3 PT FG ATTEMPTS	18 19	at Dayton (11/16/2025) at Middle Tenn. (12/03/2025)
3 PT FG PERCENTAGE	.130 .167	(3-23) at Oklahoma (11/03/2025) (3-18) at Dayton (11/16/2025)
FREE THROWS MADE	10 12	Lipscomb (11/19/2025) Brown (11/07/2025)
FREE THROW ATTEMPTS	13 14	Lipscomb (11/19/2025) at Middle Tenn. (12/03/2025)
FREE THROW PERCENTAGE	.500 .667	(15-30) at Oklahoma (11/03/2025) (14-21) Princeton (12/06/2025)
REBOUNDS	30 31	at Middle Tenn. (12/03/2025) Lipscomb (11/19/2025)
ASSISTS	8 10 10	at Tennessee (11/13/2025) at Middle Tenn. (12/03/2025) Brown (11/07/2025)
STEALS	4 5	at Dayton (11/16/2025) Brown (11/07/2025)
BLOCKED SHOTS	0 1 1 1	Lipscomb (11/19/2025) Princeton (12/06/2025) vs McNeese (N) (11/26/2025) Brown (11/07/2025)
TURNOVERS	14 14	Princeton (12/06/2025) at Tennessee (11/13/2025)
FOULS	14 15 15 15	at Dayton (11/16/2025) Princeton (12/06/2025) Lipscomb (11/19/2025) at Tennessee (11/13/2025)

BELMONT INDIVIDUAL GAME HIGHS

Belmont - Individual Game Highs

POINTS	21		Jailyn Banks at Dayton (11/16/2025)
	20		Avery Strickland at Middle Tenn. (12/03/2025)
	20		Jailyn Banks vs McNeese (N) (11/26/2025)
	19		Avery Strickland vs McNeese (N) (11/26/2025)
	19		Tuti Jones vs Ohio St. (N) (11/24/2025)
FIELD GOALS MADE	7		Hilary Fuller vs Princeton (12/06/2025)
	7		Avery Strickland at Middle Tenn. (12/03/2025)
	7		Hilary Fuller at Dayton (11/16/2025)
FIELD GOAL ATTEMPTS	15		Jailyn Banks vs McNeese (N) (11/26/2025)
	15		Jailyn Banks at Oklahoma (11/03/2025)
FIELD GOAL PERCENTAGE (min 5 made)	.714	(5-7)	Tuti Jones vs McNeese (N) (11/26/2025)
	.714	(5-7)	Hilary Fuller vs Lipscomb (11/19/2025)
3 PT FG MADE	4		Tuti Jones vs Princeton (12/06/2025)
	4		Tuti Jones vs McNeese (N) (11/26/2025)
	4		Avery Strickland vs McNeese (N) (11/26/2025)
	4		Tuti Jones vs Ohio St. (N) (11/24/2025)
	4		Avery Strickland at Tennessee (11/13/2025)
3 PT FG ATTEMPTS	10		Tuti Jones vs Princeton (12/06/2025)
	10		Avery Strickland vs McNeese (N) (11/26/2025)
3 PT FG PERCENTAGE (min 2 made)	1.000	(2-2)	Emily La Chapell vs Ohio St. (N) (11/24/2025)
	1.000	(2-2)	Hilary Fuller vs Lipscomb (11/19/2025)
FREE THROWS MADE	11		Jailyn Banks vs McNeese (N) (11/26/2025)
	10		Jailyn Banks at Middle Tenn. (12/03/2025)
FREE THROW ATTEMPTS	14		Jailyn Banks vs McNeese (N) (11/26/2025)
	12		Jailyn Banks at Middle Tenn. (12/03/2025)
FREE THROW PERCENTAGE (min 3 made)	1.000	(7-7)	Jailyn Banks at Dayton (11/16/2025)
	1.000	(5-5)	Jailyn Banks at Tennessee (11/13/2025)
REBOUNDS	12		Quinn Eubank vs Lipscomb (11/19/2025)
	10		Quinn Eubank vs Brown (11/07/2025)
ASSISTS	7		Jailyn Banks vs McNeese (N) (11/26/2025)
	7		Tuti Jones vs Lipscomb (11/19/2025)
STEALS	6		Tuti Jones vs Lipscomb (11/19/2025)
	6		Tuti Jones vs Brown (11/07/2025)
BLOCKED SHOTS	4		KK Brodie at Middle Tenn. (12/03/2025)
	3		Hilary Fuller vs Ohio St. (N) (11/24/2025)
TURNOVERS	5		Sanaa Tripp at Tennessee (11/13/2025)
	5		Hilary Fuller at Tennessee (11/13/2025)
FOULS	5		Quinn Eubank vs McNeese (N) (11/26/2025)
	4		Sanaa Tripp vs Princeton (12/06/2025)
	4		Hilary Fuller vs Princeton (12/06/2025)
	4		Hilary Fuller at Middle Tenn. (12/03/2025)
	4		Sanaa Tripp vs McNeese (N) (11/26/2025)
	4		Hilary Fuller vs Ohio St. (N) (11/24/2025)
	4		Hilary Fuller vs Lipscomb (11/19/2025)
	4		Sanaa Tripp at Dayton (11/16/2025)
	4		Hilary Fuller at Dayton (11/16/2025)
	4		Emily La Chapell at Oklahoma (11/03/2025)
	4		Jailyn Banks at Oklahoma (11/03/2025)
	4		Hilary Fuller at Oklahoma (11/03/2025)

OPPONENT INDIVIDUAL GAME HIGHS

Opponent - Individual Game Highs

POINTS	29		Raegan Beers at Oklahoma (11/03/2025)
	26		Jaloni Cambridge vs Ohio St. (N) (11/24/2025)
	22		Talaysia Cooper at Tennessee (11/13/2025)
	22		Alyssa Moreland vs Brown (11/07/2025)
	21		Blair Baugus at Middle Tenn. (12/03/2025)
FIELD GOALS MADE	13		Raegan Beers at Oklahoma (11/03/2025)
	9		Blair Baugus at Middle Tenn. (12/03/2025)
	9		Jaloni Cambridge vs Ohio St. (N) (11/24/2025)
	9		Talaysia Cooper at Tennessee (11/13/2025)
	9		Alyssa Moreland vs Brown (11/07/2025)
FIELD GOAL ATTEMPTS	22		Talaysia Cooper at Tennessee (11/13/2025)
	18		Alyssa Moreland vs Brown (11/07/2025)
	18		Aaliyah Chavez at Oklahoma (11/03/2025)
FIELD GOAL PERCENTAGE (min 5 made)	.833	(5-6)	Elena Bertrand vs Lipscomb (11/19/2025)
	.778	(7-9)	Jalencia Pierre vs McNeese (N) (11/26/2025)
3 PT FG MADE	5		Chance Gray vs Ohio St. (N) (11/24/2025)
	3		Kirston Verhulst at Middle Tenn. (12/03/2025)
	3		Arianna Patton vs McNeese (N) (11/26/2025)
	3		Olivia Young vs Brown (11/07/2025)
3 PT FG ATTEMPTS	11		Olivia Young vs Brown (11/07/2025)
	10		Chance Gray vs Ohio St. (N) (11/24/2025)
3 PT FG PERCENTAGE (min 2 made)	1.000	(3-3)	Kirston Verhulst at Middle Tenn. (12/03/2025)
	1.000	(2-2)	Elena Bertrand vs Lipscomb (11/19/2025)
FREE THROWS MADE	7		Fatima Ibrahim at Dayton (11/16/2025)
	6		Lexi Alexander vs McNeese (N) (11/26/2025)
	6		Dakota Howard vs McNeese (N) (11/26/2025)
	6		Kylee Kitts vs Ohio St. (N) (11/24/2025)
	6		Jaloni Cambridge vs Ohio St. (N) (11/24/2025)
	6		Molly Heard vs Lipscomb (11/19/2025)
FREE THROW ATTEMPTS	8		Olivia Hutcherson vs Princeton (12/06/2025)
	8		Fatima Ibrahim at Dayton (11/16/2025)
FREE THROW PERCENTAGE (min 3 made)	1.000	(6-6)	Lexi Alexander vs McNeese (N) (11/26/2025)
	1.000	(6-6)	Dakota Howard vs McNeese (N) (11/26/2025)
	1.000	(6-6)	Kylee Kitts vs Ohio St. (N) (11/24/2025)
	1.000	(6-6)	Molly Heard vs Lipscomb (11/19/2025)
	1.000	(5-5)	Nayo Lear at Dayton (11/16/2025)
	1.000	(4-4)	Macie Phifer at Middle Tenn. (12/03/2025)
	1.000	(4-4)	Olivia Leung at Dayton (11/16/2025)
REBOUNDS	15		Kylee Kitts vs Ohio St. (N) (11/24/2025)
	14		Talaysia Cooper at Tennessee (11/13/2025)
	14		Sahara Williams at Oklahoma (11/03/2025)
ASSISTS	6		Mackenzie Leahy vs Brown (11/07/2025)
	6		Sahara Williams at Oklahoma (11/03/2025)
STEALS	4		Kennedy Cambridge vs Ohio St. (N) (11/24/2025)
	3		Olivia Hutcherson vs Princeton (12/06/2025)
	3		Blair Baugus at Middle Tenn. (12/03/2025)
	3		Tyreona Sibley vs McNeese (N) (11/26/2025)
	3		Bryn Martin vs Ohio St. (N) (11/24/2025)
	3		McKayla Miller vs Lipscomb (11/19/2025)
	3		Talaysia Cooper at Tennessee (11/13/2025)
	3		Mia Pauldo at Tennessee (11/13/2025)
	3		Aaliyah Chavez at Oklahoma (11/03/2025)

GAME-BY-GAME BOX SCORES



BELMONT AT No. 6/7 OKLAHOMA NOV. 3, 2025



BROWN AT BELMONT NOV. 7, 2025



Belmont - 67																
Record: 0-1																
NO. Name	Min	FG M-A	3P M-A	FT M-A	Rebounds OR DR TOT	Fouls PF FO	TP	AS	TO	ST	Blocks BS BA	+/-				
33 KK Brodie	C 19:57	3-11	0-1	1-2	0	1	3	2	7	1	0	1	0	-2		
0 Tuti Jones	G 26:35	0-5	0-4	0-0	0	6	6	1	0	0	3	2	1	0	-22	
13 Avery Strickland	G 25:31	2-7	1-5	2-4	2	0	2	1	3	7	1	0	0	0	-12	
22 Quinn Eubank	G 19:06	2-6	2-5	0-2	1	2	3	2	1	6	0	0	1	0	-13	
23 Jaielyn Banks	G 33:14	5-15	2-5	4-8	1	1	2	4	7	16	3	4	3	0	-8	
1 Kensley Feltner	13:06	0-0	0-0	2-2	2	1	3	3	1	2	0	1	0	0	-3	
5 Sanaa Tripp	22:41	5-10	3-7	0-0	0	2	2	1	0	13	0	1	1	0	-5	
9 Hilary Fuller	15:07	4-11	2-5	2-4	2	2	4	4	2	12	0	1	1	1	-14	
21 Emily La Chapel	20:26	2-7	0-2	0-0	0	6	6	4	2	4	5	1	2	0	-1	
55 Leah West	04:17	0-0	0-0	0-0	1	1	2	0	2	0	1	1	0	0	-3	
Team					3	4	7	0	0	0	1					
Totals		23-72	10-34	11-22	12	26	38	23	20	67	14	12	9	2	5	-17
Major Fouls: NONE																
Shooting By Period																
1st FG 5-15 33.3%																
3PT 5-7 71.4%																
FT 1-6 16.7%																
2nd FG 6-17 35.3%																
3PT 2-8 25.0%																
FT 4-8 50%																
3rd FG 8-22 36.4%																
3PT 2-7 28.6%																
FT 2-2 100%																
4th FG 4-18 22.2%																
3PT 1-12 8.3%																
FT 4-6 66.7%																
GM FG 23-72 31.9%																
3PT 10-34 29.4%																
FT 11-22 50.0%																

Shooting By Period	
1st FG%	5-15 33.3%
3PT%	5-7 71.4%
FT%	1-6 16.7%
2nd FG%	6-17 35.3%
3PT%	2-8 25.0%
FT%	4-8 50.0%
3rd FG%	9-22 40.9%
3PT%	2-7 28.6%
FT%	2-2 100%
4th FG%	4-18 22.2%
FT%	2-2 100%
FT%	1-12 8.3%
FT%	4-6 66.7%
GM FG%	23-72 31.9%
3PT%	10-34 29.4%
FT%	11-22 50.0%

Dead Ball Rebounds: 5-0

Brown - 61																
Record: 0-1																
NO. Name	Min	FG M-A	3P M-A	FT M-A	Rebounds OR DR TOT	Fouls PF F	TP AS	TO	ST	Blocks BS BA	+/					
11 Alyssa Moreland	F 30:12	9-18	0-0	4-5	8	3	11	4	5	22	3	4	2	0	-10	
15 Beth Nelson	F 26:47	2-7	2-5	0-0	0	2	2	4	1	6	0	4	1	0	-13	
33 Alma Olunreun	F 29:49	2-6	0-0	4-6	2	8	10	3	4	8	0	3	0	0	-15	
5 Olivia Young	G 34:32	5-15	3-11	0-0	1	6	7	1	2	13	0	1	1	1	-10	
12 Charlotte Adams-Lopez	G 15:12	0-0	0-0	2-2	1	0	1	4	1	2	1	2	0	0	-12	
22 Mackenzie Leahy	31:52	2-7	0-3	2-2	1	2	3	2	3	6	6	2	1	0	-22	
4 Isabella Wesley	15:22	1-4	0-1	0-0	0	1	1	0	1	0	2	0	2	0	-10	
1 Charlotte Climenhage	03:28	0-0	0-0	0-0	0	1	1	0	1	0	0	0	0	0	-4	
14 Mady Calhoun	06:22	0-0	0-0	0-0	0	0	0	0	0	0	0	1	0	0	-2	
7 Monet Witherspoon	06:26	1-5	0-2	0-0	0	0	0	1	0	2	0	0	0	0	-16	
Team					1	1	2	0	0	0	0					
Totals		22-62	5-22	12-15	14	24	38	21	18	61	10	19	5	1	4	-22
Major Fouls: NONE																
Shooting By Period																
1st FG% 8-15 53.3%																
3PT% 2-5 40.0%																
FT% 1-1 100%																
2nd FG% 6-15 40.0%																
3PT% 2-8 25.0%																
FT% 4-4 100%																
3rd FG% 5-15 33.3%																
3PT% 1-2 50.0%																
FT% 4-6 66.7%																
4th FG% 3-17 17.6%																
3PT% 0-7 0.0%																
FT% 3-4 75%																
GM FG% 22-62 35.5%																
3PT% 5-22 22.7%																
FT% 12-15 80.0%																

Shooting By Period	
1st FG%	8-15 53.3%
3PT%	2-5 40.0%
FT%	1-1 100%
2nd FG%	6-15 40.0%
3PT%	2-8 25.0%
FT%	4-4 100%
3rd FG%	5-15 33.3%
3PT%	1-2 50.0%
FT%	4-6 66.7%
4th FG%	3-17 17.6%
FT%	0-7 0.0%
FT%	3-4 75%
GM FG%	22-62 35.5%
3PT%	5-22 22.7%
FT%	12-15 80.0%

Dead Ball Rebounds: 3-0

Oklahoma - 84															Record: 1-0															Overall Record: 9-0														
NO. Name		Min	FG M-A	3P M-A	FT M-A	Rebounds DR OR TOT	Fouls PF FF	TP	AS	TO	ST	Blocks BS BA	+/	Shooting By Period																														
6	Sahara Williams	F 33:48	5-14	0-2	1-2	7	7	14	2	2	11	6	2	2	0	0	24	1st	FG%	11-21	52.4%																							
15	Raegan Beers	C 27:07	13-17	1-3	2-6	3	7	10	2	6	28	0	3	0	1	0	8	FG%	3-7	1-8	12.5%																							
2	Aaliyah Chavez	G 37:22	5-18	1-8	5-6	0	6	6	2	4	16	5	2	3	1	0	16	FG%	3-4	75%																								
3	Zaya Vann	G 16:21	1-3	0-1	0-0	2	3	5	5	0	2	2	4	0	1	1	14	2nd	FG%	8-16	50.0%																							
12	Payton Verhulst	G 36:53	4-9	1-5	2-3	1	8	9	2	2	11	3	4	0	2	0	16	FG%	2-5	40.0%																								
21	Brooklyn Stewart	13:42	2-3	0-0	3-6	2	2	4	4	3	7	2	0	0	0	1	15	FG%	3-3	66.7%																								
22	Keziah Lofton	09:48	0-2	0-2	0-2	0	2	2	0	1	0	0	2	0	0	0	-12	3rd	FG%	4-17	23.5%																							
0	Beatrice Culliton	13:32	2-2	0-0	2-4	6	0	3	3	4	1	0	0	0	0	0	11	FG%	0-7	0.0%																								
4	Caya Smith	07:15	1-2	0-1	2-3	0	1	1	2	4	0	0	0	1	0	0	-11	FG%	4-12	33.3%																								
10	Emma Tolan	04:12	0-1	0-1	0-0	0	0	0	1	0	0	0	0	0	0	0	-4	4th	FG%	10-17	58.8%																							
Team						1	3	4	0	0	0	0						FG%	0-3	0.0%																								
																		FT%	6-11	54.5%																								
Totals			33-71	3-23	15-30	18	43	61	20	23	84	22	18	6	5	2	17	GM FG%	33-71	46.5%																								
																	3PT%			3-23	13.0%																							
																	Major Fouls:			NONE																								

Shooting By Period	
1st FG%	11-21 52.4%
3PT%	1-8 12.5%
FT%	3-4 75%
2nd FG%	8-16 50.0%
3PT%	2-5 40.0%
FT%	2-3 66.7%
3rd FG%	4-17 23.5%
3PT%	0-7 0.0%
FT%	4-12 33.3%
4th FG%	10-17 58.8%
3PT%	3-8 37.5%
FT%	6-11 54.5%
GM FG%	33-71 46.5%
3PT%	3-23 13.0%
FT%	15-30 50.0%

Dead Ball Rebounds: 9-0

Belmont - 83															Record: 1-0															Shooting By Period: 1-0																																																																																																																																																																																																																																																																																																																																																																																																																																																																																																																																																																																																																																																																																																																																																																																																																																																																																																																																																																																																																																																																																																																																																																																																																																																							
NO. Name	Min	FG M-A	3P M-A	FT M-A	Rebounds OR DR TOT	Fouls PF F	TP	AS	TO	ST	Blocks BS BA	+/-	1st	FG	M-A	3P	M-A	FT	M-A	Reb	Fouls	TP	AS	TO	ST	2nd	FG	M-A	3P	M-A	FT	M-A	Reb	Fouls	TP	AS	TO	ST	3rd	FG	M-A	3P	M-A	FT	M-A	Reb	Fouls	TP	AS	TO	ST	4th	FG	M-A	3P	M-A	FT	M-A	Reb	Fouls	TP	AS	TO	ST	GM FG	M-A	3P	M-A	FT	M-A	Reb	Fouls	TP	AS	TO	ST																																																																																																																																																																																																																																																																																																																																																																																																																																																																																																																																																																																																																																																																																																																																																																																																																																																																																																																																																																																																																																																																																																																																																																																																									
9 Hilary Fuller	F 21:57	6-11	1-2	4-6	5	3	8	2	5	17	1	1	0	1	0	16	3PT	2-8	5-14	35.7%																																																																																																																																																																																																																																																																																																																																																																																																																																																																																																																																																																																																																																																																																																																																																																																																																																																																																																																																																																																																																																																																																																																																																																																																																																																																	</

Shooting By Period	
1st FG%	5-14 35.7%
3PT%	2-8 25.0%
FT%	11-13 84.6%
2nd FG%	5-19 26.3%
3PT%	2-11 18.2%
FT%	0-0 0%
3rd FG%	5-17 29.4%
3PT%	2-9 22.2%
FT%	9-12 75%
4th FG%	11-18 61.1%
3PT%	5-9 55.6%
FT%	0-0 0%
GM FG%	26-68 38.2%
3PT%	11-37 29.7%
FT%	20-25 80.0%

Dead Ball Rebounds: 5-0

BU		OU	
Biggest lead	3 (3 rd 3:27)	17 (4 th 0:07)	
Best Scoring Run	13 (3 rd 3:27)	14 (1 st 4:46)	
Lead Changes	2		
Times Tied	2		
Time with Lead	01:04	37:41	

Points from		BU		OU	
Turnovers	15	13			
Paint	18	54			
Second Chance	7	23			
Fast Breaks	5	19			
Bench	31	15			

Period by Period Scoring					
	1st	2nd	3rd	4th	TOT
BU	16	18	20	13	67
OU	26	20	12	26	84

BRN		BEL	
Biggest lead	5 (2 nd 1:35)	24 (4 th 1:21)	
Best Scoring Run	8 (2 nd 6:55)	17 (4 th 2:24)	
Lead Changes	8		
Times Tied	9		
Time with Lead	15:50	21:47	

Points from		BRN		BEL	
Turnovers	11	24			
Paint	34	26			
Second Chance	5	15			
Fast Breaks	2	6			
Bench	10	16			

Period by Period Scoring					
	1st	2nd	3rd	4th	TOT
BRN	19	18	15	9	61
BEL	23	12	21	27	83



BELMONT AT No. 12/12 TENNESSEE NOV. 13, 2025



BELMONT AT DAYTON NOV. 1

GAME-BY-GAME BOX SCORES



LIPSCOMB AT BELMONT NOV. 19, 2025



BELMONT VS rv/rv OHIO STATE NOV. 24, 2025



Lipscomb - 60

Record: 0-1

NO. Name	Min	FG	3P	FT	Rebounds	Fouls	TP	AS	TO	ST	Blocks	+/
2 Elena Bertrand	24:40	5-6	2-2	0-0	2 3 5	2 6	12	1	5	1	0	-8
3 Molly Heard	38:10	4-10	1-4	6-6	2 3 5	1 5	15	5	8	2	0	-20
11 McKayla Miller	G 28:45	2-6	0-0	1 5 6	3 1 1	6	1	2	3	0	0	-30
32 Taylor Bowen	G 28:46	3-6	0-1	0-0	0 3 3	2 1	6	2	3	0	0	-16
33 Hannah Richardson	G 24:23	2-5	0-2	1-3	0 0 0	4 2	5	1	0	1	0	-30
24 Hope Counts	26:25	2-3	1-2	1-2	1 5 6	2 3	6	2	3	0	0	8
21 Olivia Vinson	27:15	2-5	1-4	2-2	0 2 2	1 1	7	0	2	2	0	-4
15 Taylor Holt	00:36	1-1	1-1	0-0	0 0 0	0 0	3	0	0	0	0	0
Team					1 3 4	0 0	0	1				
Totals		21-44	8-22	10-13	7 24 31	15 19	60	12	24	9	0	1 -20

Major Fouls: NONE

Shooting By Period	1st	2nd	3rd	4th	FT	GM FG%
1st FG%	3.9	33.3%				
3PT%	2.6	33.3%				
FT%	2.2	100%				
2nd FG%	3-12	25.0%				
3PT%	1-7	14.3%				
FT%	3-3	100%				
3rd FG%	11-16	68.8%				
3PT%	3-5	60.0%				
FT%	2-2	100%				
4th FG%	4-7	57.1%				
3PT%	2-4	50.0%				
FT%	3-6	50%				
GM FG%	21-44	47.7%				
3PT%	8-22	36.4%				
FT%	10-13	76.9%				

Dead Ball Rebounds: 1, 0

Belmont - 56

Record: 0-1

NO. Name	Min	FG	3P	FT	Rebounds	Fouls	TP	AS	TO	ST	Blocks	+/
9 Hilary Fuller	F 29:19	3-14	0-2	2-2	2 7 9	4 2	8	0	2	1	3	-16
0 Tuti Jones	G 32:41	6-12	4-7	3-4	3 3 6	1 3	19	2	3	2	0	-14
13 Avery Strickland	G 30:55	3-8	3-6	2-2	2 1 3	1 1	11	1	2	0	0	-17
22 Quinn Eubank	G 23:36	1-2	0-1	1-2	1 4 5	1 1	3	0	1	0	0	1
23 Jaielyn Banks	G 31:31	3-8	0-0	1-5	0 2 2	3 6	7	5	4	2	0	-13
21 Emily La Chapel	20:51	2-5	2-2	0-0	0 0 0	3 1	6	0	2	0	0	-6
33 KK Brodie	10:42	1-3	0-0	0-0	3 3 3	1 2	0	1	1	1	0	4
5 Sanaa Tripp	20:25	0-6	0-4	0-0	0 2 2	3 1	0	2	3	0	0	1
Team					1 3 4	0 0	0	1				
Totals		19-58	9-22	9-15	9 25 34	19 16	56	10	19	6	4	3 -12

Major Fouls: NONE

Shooting By Period	1st	2nd	3rd	4th	FT	GM FG%
1st FG%	7-14	50.0%				
3PT%	2-5	40.0%				
FT%	2-3	66.7%				
2nd FG%	4-13	30.8%				
3PT%	3-8	37.5%				
FT%	4-8	50%				
3rd FG%	5-14	35.7%				
3PT%	3-6	50.0%				
FT%	4-8	50%				
4th FG%	3-17	17.6%				
3PT%	1-4	25.0%				
FT%	1-2	50%				
GM FG%	19-58	32.8%				
3PT%	9-22	40.9%				
FT%	9-15	60.0%				

Dead Ball Rebounds: 4, 2

Belmont - 80

Record: 1-0

NO. Name	Min	FG	3P	FT	Rebounds	Fouls	TP	AS	TO	ST	Blocks	+/
9 Hilary Fuller	F 14:08	5-7	2-2	0-0	2 1 3	4 1	12	0	4	0	0	5
0 Tuti Jones	G 30:04	1-8	0-6	2-3	3 0 3	1 1	4	7	6	0	0	-4
13 Avery Strickland	G 20:24	4-12	2-7	0-0	1 1 2	2 0	10	2	0	1	0	-2
22 Quinn Eubank	G 23:34	2-5	0-1	2-4	7 5 12	3 3	6	2	1	0	0	-2
23 Jaielyn Banks	G 25:52	5-11	1-3	3-4	2 1 3	3 4	14	1	3	1	0	9
1 Kensley Feltnier	14:20	0-1	0-1	2-2	0 3 3	1 2	2	1	0	1	0	-20
5 Sanaa Tripp	20:32	5-8	2-4	0-3	1 2 3	1 3	12	1	1	5	0	19
21 Emily La Chapel	20:27	6-10	2-5	0-0	0 2 2	0 0	14	1	0	2	0	22
33 KK Brodie	12:41	1-4	0-0	0-0	0 1 1	1 0	2	3	0	1	1	0
7 Claire Hyde	05:17	0-0	0-0	0-0	0 0 0	0 0	0	0	0	0	0	2
12 Kate McGinnis	01:34	0-1	0-1	0-0	0 0 0	0 0	0	0	1	0	0	-1
55 Leah West	11:07	1-2	0-1	2-2	0 2 2	2 1	4	1	0	0	0	7
Team					2 0 2	0 0	0	0				
Totals		30-69	9-31	11-18	18 18 36	19 15	80	11	17	1	0	20

Major Fouls: NONE

Shooting By Period	1st	2nd	3rd	4th	FT	GM FG%
1st FG%	12-19	63.2%				
3PT%	2-5	40.0%				
FT%	0-1	0%				
2nd FG%	7-17	41.2%				
3PT%	2-8	25.0%				
FT%	6-11	54.5%				
3rd FG%	6-16	37.5%				
3PT%	2-6	33.3%				
FT%	5-6	83.3%				
4th FG%	5-17	29.4%				
3PT%	3-12	25.0%				
FT%	0-0	0%				
GM FG%	30-69	43.5%				
3PT%	9-31	29.0%				
FT%	11-18	61.1%				

Dead Ball Rebounds: 4, 0

Ohio St. - 68

Record: 1-0

NO. Name	Min	FG	3P	FT	Rebounds	Fouls	TP	AS	TO	ST	Blocks	+/
1 Kylee Kitts	F 32:37	3-8	0-2	6-6	5 10 15	3 5	12	2	2	0	2	22
2 Chance Gray	G 34:10	5-13	5-10	2-2	0 3 3	1 1	17	2	1	0	0	19
3 Kennedy Cambridge	G 29:59	0-4	0-2	1-2	1 1 2	4 1	3	1	4	0	0	18
4 Tyana Todd	G 13:41	0-5	0-2	2-2	0 3 3	1 1	2	1	1	0	0	2
22 Jaloni Cambridge	G 37:17	9-16	2-4	6-7	1 5 6	4 5	26	2	6	2	0	21
5 Ava Watson	10:32	0-1	0-1	2-2	0 0 0	0 2	2	1	1	0	0	-13
12 Elsa Lemmilla	16:15	1-2	0-0	1-2	2 2 4	1 1	3	2	3	0	1	0
8 Bryn Martin	25:29	2-8	1-5	0-0	0 4 4	2 0	5	1	0	3	0	-5
Team					1 4 5	0 0	0	0				
Totals		20-57	8-26	20-23	10 32 42	16 19	68	14	17	9	3	4 12

Major Fouls: NONE

Shooting By Period	1st	2nd	3rd	4th	FT	GM FG%
1st FG%	5-13	38.5%				
3PT%	3-7	42.9%				
FT%	0-0	0%				
2nd FG%	4-13	30.8%				
3PT%	3-8	37.5%				
FT%	6-6	100%				
3rd FG%	5-18	27.8%				
3PT%	1-6	16.7%				
FT%	7-7	100%				
4th FG%	6-13	46.2%				
3PT%	1-5	20.0%				
FT%	7-10	70%				
GM FG%	20-57	35.1%				
3PT%	8-26	30.8%				
FT%	20-23	87.0%				

Dead Ball Rebounds: 3, 0

Biggest lead	0 (1 st 10:00)	30 (2 nd 1:15)
Best Scoring Run	8 (1 st 0:33)	22 (1 st 2:05)
Lead Changes	0	
Times Tied	1	
Time with Lead	00:00	38:28

Points from Turnovers	LIP 26 BEL 30
Second Chance	LIP 6 BEL 12
Fast Breaks	LIP 3 BEL 8
Bench	LIP 16 BEL 34

Period by Period Scoring	1st	2nd	3rd	4th	TOT
LIP	10	10	27	13	60
BEL	26	22	19	13	80

Biggest lead	7 (2 nd 3:15)	12 (4 th 0:36)
Best Scoring Run	7 (1 st 1:13)	12 (3 rd 8:14)
Lead Changes	7	
Times Tied	4	
Time with Lead	17:22	21:22

Points from Turnovers	BEL 12 OSU 19
Second Chance	BEL 18 OSU 24
Fast Breaks	BEL 4 OSU 4
Bench	BEL 8 OSU 10

Period by Period Scoring	1st	2nd	3rd	4th	TOT
BEL	18	13	17	8	56
OSU	13	17	18	20	68



BELMONT VS McNEESE STATE NOV. 26, 2025



BELMONT AT MIDDLE TENNESSEE DEC. 3, 2025



McNeese - 76

Record: 1-0

NO. Name	Min	FG	3P	FT	Rebounds	Fouls	TP	AS	TO	ST	Blocks	+/
0 Lexi Alexander	F 31:01	4-10	0-0	6-6	3 4 7	3 4	14	2	1	1	0	16
24 Dakotia Howard	F 12:56	3-4	0-0	6-6	2 2 4	5 5	12	1	2	1	0	2
1 Jalencia Pierre	G 16:49	7-9	1-2	2-4	0 1 1	2 3	17	4	2	0	0	12
2 Arianna Patton	G 32:23	3-8	3-6	5-6	1 5 6	3 4	14	2	2	2	0	-2
20 Carley Hamilton	G 16:59	2-5	1-1	0-0	0 1 1	2 0	5	0	1	0	0	-7
3 Allasia Washington	20:02	1-5	3-4	1 1 2	2 3 6	0 1	0	1	0	0	0	12
7 Tyreona Sibley	28:37	0-5	0-1	0-0	2 3 5	1 0	0	2	3	3	0	8
8 Avant Berry	23:11	0-3	0-0	5-6	1 0 1	1 4	5	2	3	0	0	-2
6 Kali Chamberlin	10:40	1-3	1-3	0-0	0 2 2	2 0	3	0	0	0	0	11
13 Mo'Nique Joseph	07:22	0-0	0-2	2-2	0 2 0	0 1	0	0	0	0	0	-4
Team					3 2 5	0 0	0	0				
Totals		21-52	7-20	27-34	15 21 36	21 24	76	13	15	7	1	2 10

Major Fouls: NONE

Shooting By Period			
1 st	FG%	8-16	50.0%
	3PT%	2-7	28.6%
	FT%	2-2	100%
2 nd	FG%	3-11	27.3%
	3PT%	2-6	33.3%
	FT%	4-6	66.7%
3 rd	FG%	7-18	38.9%
	3PT%	2-5	40.0%
	FT%	4-6	66.7%
4 th	FG%	3-7	42.9%
	3PT%	1-2	50.0%
	FT%	17-20	85%
GM	FG%	21-52	40.4%
	3PT%	7-20	35.0%
	FT%	27-34	79.4%

GAME-BY-GAME BOX SCORES



rv/rv PRINCETON AT BELMONT DEC. 6, 2025



No. 15/15 KENTUCKY AT BELMONT DEC. 14, 2025



Princeton - 70										Record: 9-1									
NO.	H	Min	FG M-A	3P M-A	FT M-A	Rebounds OR OR TOT	Fouls PF FO	TP	AS	TO	ST	Blocks BS BA	+/-	Shooting By Period					
2	Olivia Hutcherson	G 34:27	7-14	0-0	5-8	5 6 11	0 5	19	3	3	0	0	14	1 st FG% 6-16 37.5%					
5	Fadima Tall	G 29:39	5-13	2-5	2-3	4 7 11	4 3	14	3	4	2	0	21	3PT% 3-7 42.9%					
10	Skye Belker	G 33:31	2-6	0-4	2-2	1 4 5	2 2	6	2	2	1	0	20	FT% 0-0 0.0%					
13	Ashley Chea	G 34:43	3-11	2-6	0-0	0 2 2	0 0	8	2	2	1	0	14	2 nd FG% 6-15 40.0%					
23	Madison St. Rose	G 29:43	5-8	2-4	3-6	3 3 6	5 4	15	1	0	0	0	16	3PT% 3-9 33.3%					
11	Taylor Charles	09:56	0-1	0-1	2-2	1 2 3	0 2	2	2	2	1	1	0	16	FT% 6-6 100.0%				
21	Toby Nweke	20:12	2-4	2-3	0-0	0 2 2	3 2	6	0	0	0	0	0	9	3 rd FG% 8-15 53.3%				
1	Emily Eadie	05:58	0-1	0-1	0-0	0 0 0	1 0	0	0	0	0	0	0	-3	3PT% 1-5 20.0%				
4	Grace O'Sullivan	01:52	0-0	0-0	0-0	0 0 0	0 0	0	0	0	0	0	0	-5	FT% 0-4 0.0%				
Team						0 3 3	0 0	0 1						4 th FG% 4-12 33.3%					
Totals						24-58 8-24 14-21	14 29 43	15 18	70 13	14 8	1 0	12	3PT% 1-3 33.3%						
													Major Fouls: NONE			GM FG% 24-58 41.4%			
																3PT% 8-24 33.3%			
																FT% 14-21 66.7%			
															Dead Ball Rebounds: 20				

Major Fouls: NONE

Shooting By Period															4 th	FG%	4-12	33.3%	3PT%	1-3	33.3%	FT%	8-11	72.7%	GM FG%	24-58	41.4%	3PT%	8-24	33.3%	FT%	14-21	66.7%
Dead Ball Rebounds: 2, 0																																	

Belmont - 58													Record: 4-5													Dead ball rebounds: 2-0												
NO.		Name	Min	FG M-A	3P M-A	FT M-A	Rebounds OR DR TOT	Fouls PF FO	TP	AS	TO	ST	Blocks BS BA	+/-	Shooting By Period																							
9		Hilary Fuller	F 26:34	7-14	0-1	3-4	1 3 4	4 5	17	1	2	2	0	0	-3	1 st FG	3-10	30.0%																				
0		Tuti Jones	G 35:06	4-13	4-10	1-2	1 4 5	1 3 13	4	1	5	0	0	-17	3PT	0-5	0.0%																					
5		Sanaa Tripp	G 32:40	4-9	0-3	4-6	1 4 5	4 4	12	3	2	1	0	0	-18	FT%	2-4	50%																				
13		Avery Strickland	G 22:13	0-6	0-6	3-4	0 2 2	3 2 3	0	0	4	0	0	0	-19	2 nd FG	8-18	44.4%																				
22		Quinn Eubank	G 27:21	1-5	1-1	0-0	1 4 5	0 0 3	0	0	2	2	0	0	-9	3PT	3-10	30.0%																				
7		Claire Hyde	19:09	1-3	1-2	0-0	0 0 0	2 0 3	3	3	0	0	0	1	3	FT%	4-6	66.7%																				
33		KK Brodie	12:48	2-4	0-0	0-0	3 1 4	2 0 4	0	0	1	0	0	0	-7	3 rd FG	4-15	26.7%																				
55		Leah West	17:13	1-3	1-2	0-0	1 2 3	2 0 3	3	1	2	0	0	0	2	3PT	3-4	75.0%																				
12		Kate McGinnis	06:55	0-0	0-0	0-0	0 0 0	0 1 0	1	1	1	1	0	0	8	FT%	3-4	75%																				
Team															4 th FG																							
															3 5 8 0 0 0																							
Totals															20-57	7-25	11-16	11	25	36	18	15	58	13	15	11	0	1	-12	FT%	1-6	16.7%						
															5 8 13 15 11 0 1 -12																							
															2 2 10 7 5 2 10 7																							

Major Fouls: NONE

1st	2nd	100%
GM FG%	20-57	35.1%
3PT%	7-25	28.0%
FT%	11-16	68.8%

Dead Ball Rebounds: 2, 0

	PRI	BEL	Points from		PRI	BEL	Period by Period Scoring				
Biggest lead	15 (3 rd 5:28)	0 (1 st 10:00)	Turnovers	16	9		1st	2nd	3rd	4th	TOT
Best Scoring Run	10 (3 rd 5:28)	7 (4 th 9:08)	Paint	22	22	PRI	15	21	17	17	70
Lead Changes	0		Second Chance	11	9						
Times Tied	0		Fast Breaks	18	6	BEL	8	23	14	13	58
Time with Lead	39:35	00:00	Bench	8	10						



EVANSVILLE AT BELMONT DEC. 17, 2025



rv DUKE AT BELMONT DEC. 20, 2025





2025-26 Belmont Women's Basketball
Individual Game-by-Game
All games

Page 1/12
as of Dec 09, 2025

#0 JONES, Tuti

Opponent	Date	GS	MIN	Total		3-Pointers		Free throws		Rebounds				PF	A	TO	BLK	STL	PTS	AVG
				FG-FGA	PCT	3FG-3FGA	PCT	FT-FTA	PCT	OFF	DEF	TOT	AVG							
at Oklahoma	11/03/2025	*	26:35	0-5	.000	0-4	.000	0-0	.000	0	6	6	6.0	1	3	2	0	1	0	0.0
Brown	11/07/2025	*	27:04	4-7	.571	3-5	.600	3-4	.750	0	6	6	6.0	2	4	1	0	6	14	7.0
at Tennessee	11/13/2025	*	32:28	2-8	.250	0-5	.000	1-2	.500	1	2	3	5.0	3	4	1	0	0	5	6.3
at Dayton	11/16/2025	*	30:02	3-10	.300	2-8	.250	0-0	.000	3	6	9	6.0	2	1	1	0	1	8	6.8
Lipscomb	11/19/2025	*	30:04	1-8	.125	0-6	.000	2-3	.667	3	0	3	5.4	1	7	0	0	6	4	6.2
vs Ohio St.	11/24/2025	*	32:41	6-12	.500	4-7	.571	3-4	.750	3	3	6	5.5	1	2	3	0	2	19	8.3
vs McNeese	11/26/2025	*	31:28	5-7	.714	4-6	.667	2-2	1.000	2	1	3	5.1	3	3	3	0	4	16	9.4
at Middle Tenn.	12/03/2025	*	30:51	3-11	.273	3-8	.375	0-0	.000	2	6	8	5.5	3	3	1	0	4	9	9.4
Princeton	12/06/2025	*	35:06	4-13	.308	4-10	.400	1-2	.500	1	4	5	5.4	1	4	1	0	5	13	9.8
Totals		9	276:19	28-81	.346	20-59	.339	12-17	.706	15	34	49	5.4	17	31	13	0	29	88	9.8

Player Averages

Games Played	Minutes/ game	Points/ game	FG Pct	3FG Pct	FT Pct	Rebounds/ game	Assists/ game	Turnovers/ game	Assist/Turnover ratio	Steals/ game	Blocks/ game
9	30.7	9.8	34.6	33.9	70.6	5.4	3.4	1.4	2.4	3.2	0.0



2025-26 Belmont Women's Basketball
Individual Game-by-Game
All games

Page 2/12
as of Dec 09, 2025

#1 FELTNER, Kensley

Opponent	Date	GS	MIN	Total		3-Pointers		Free throws		Rebounds				PF	A	TO	BLK	STL	PTS	AVG
				FG-FGA	PCT	3FG-3FGA	PCT	FT-FTA	PCT	OFF	DEF	TOT	AVG							
at Oklahoma	11/03/2025		13:06	0-0	.000	0-0	.000	2-2	1.000	2	1	3	3.0	3	0	1	0	0	2	2.0
Brown	11/07/2025		16:45	1-1	1.000	1-1	1.000	2-2	1.000	1	3	4	3.5	1	2	1	2	1	5	3.5
at Tennessee	11/13/2025		12:04	3-6	.500	0-1	.000	0-1	.000	1	2	3	3.3	1	1	1	0	0	6	4.3
at Dayton	11/16/2025		17:11	1-4	.250	0-1	.000	0-0	.000	0	3	3	3.3	0	1	1	0	0	2	3.8
Lipscomb	11/19/2025		14:20	0-1	.000	0-1	.000	2-2	1.000	0	3	3	3.2	1	1	0	0	1	2	3.4
Totals		0	73:27	5-12	.417	1-4	.250	6-7	.857	4	12	16	3.2	6	5	4	2	2	17	3.4

Player Averages

Games Played	Minutes/game	Points/game	FG Pct	3FG Pct	FT Pct	Rebounds/game	Assists/game	Turnovers/game	Assist/Turnover ratio	Steals/game	Blocks/game
5	14.7	3.4	41.7	25.0	85.7	3.2	1.0	0.8	1.3	0.4	0.4



2025-26 Belmont Women's Basketball
Individual Game-by-Game
All games

Page 3/12
as of Dec 09, 2025

#5 TRIPP, Sanaa

Opponent	Date	GS	MIN	Total		3-Pointers		Free throws		Rebounds				PF	A	TO	BLK	STL	PTS	AVG
				FG-FGA	PCT	3FG-3FGA	PCT	FT-FTA	PCT	OFF	DEF	TOT	AVG							
at Oklahoma	11/03/2025		22:41	5-10	.500	3-7	.429	0-0	.000	0	2	2	2.0	1	0	1	0	1	13	13.0
Brown	11/07/2025		20:44	3-8	.375	2-6	.333	2-2	1.000	2	3	5	3.5	1	1	1	0	0	10	11.5
at Tennessee	11/13/2025		18:09	1-5	.200	1-2	.500	1-2	.500	0	2	2	3.0	1	1	5	0	1	4	9.0
at Dayton	11/16/2025		18:14	0-4	.000	0-2	.000	0-0	.000	0	1	1	2.5	4	2	1	0	1	0	6.8
Lipscomb	11/19/2025		20:32	5-8	.625	2-4	.500	0-3	.000	1	2	3	2.6	1	1	1	0	5	12	7.8
vs Ohio St.	11/24/2025		20:25	0-6	.000	0-4	.000	0-0	.000	0	2	2	2.5	3	2	3	0	0	0	6.5
vs McNeese	11/26/2025		23:17	0-5	.000	0-3	.000	0-0	.000	0	0	0	2.1	4	1	1	0	1	0	5.6
at Middle Tenn.	12/03/2025		22:45	2-4	.500	1-2	.500	0-0	.000	0	2	2	2.1	2	2	2	0	0	5	5.5
Princeton	12/06/2025	*	32:40	4-9	.444	0-3	.000	4-6	.667	1	4	5	2.4	4	3	2	0	1	12	6.2
Totals		1	199:26	20-59	.339	9-33	.273	7-13	.538	4	18	22	2.4	21	13	17	0	10	56	6.2

Player Averages

Games Played	Minutes/game	Points/game	FG Pct	3FG Pct	FT Pct	Rebounds/game	Assists/game	Turnovers/game	Assist/Turnover ratio	Steals/game	Blocks/game
9	22.2	6.2	33.9	27.3	53.8	2.4	1.4	1.9	0.8	1.1	0.0



2025-26 Belmont Women's Basketball
Individual Game-by-Game
All games

Page 4/12
as of Dec 09, 2025

#7 HYDE, Claire

Opponent	Date	GS	MIN	Total		3-Pointers		Free throws		Rebounds				PF	A	TO	BLK	STL	PTS	AVG
				FG-FGA	PCT	3FG-3FGA	PCT	FT-FTA	PCT	OFF	DEF	TOT	AVG							
Brown	11/07/2025		02:06	0-0	.000	0-0	.000	0-0	.000	0	0	0	0.0	0	0	0	0	0	0	0.0
Lipscomb	11/19/2025		05:17	0-0	.000	0-0	.000	0-0	.000	0	0	0	0.0	1	0	0	0	0	0	0.0
at Middle Tenn.	12/03/2025		13:23	2-5	.400	1-4	.250	1-2	.500	0	0	0	0.0	0	0	0	1	1	6	2.0
Princeton	12/06/2025		19:09	1-3	.333	1-2	.500	0-0	.000	0	0	0	0.0	2	3	0	0	0	3	2.3
Totals		0	39:55	3-8	.375	2-6	.333	1-2	.500	0	0	0	0.0	3	3	0	1	1	9	2.3

Player Averages

Games Played	Minutes/ game	Points/ game	FG Pct	3FG Pct	FT Pct	Rebounds/ game	Assists/ game	Turnovers/ game	Assist/Turnover ratio	Steals/ game	Blocks/ game
4	10.0	2.3	37.5	33.3	50.0	0.0	0.8	0.0	3.0	0.3	0.3



2025-26 Belmont Women's Basketball
Individual Game-by-Game
All games

Page 5/12
as of Dec 09, 2025

#9 FULLER, Hilary

Opponent	Date	GS	MIN	Total		3-Pointers		Free throws		Rebounds				PF	A	TO	BLK	STL	PTS	AVG
				FG-FGA	PCT	3FG-3FGA	PCT	FT-FTA	PCT	OFF	DEF	TOT	AVG							
at Oklahoma	11/03/2025		15:07	4-11	.364	2-5	.400	2-4	.500	2	2	4	4.0	4	0	1	1	1	12	12.0
Brown	11/07/2025	*	21:57	6-11	.545	1-2	.500	4-6	.667	5	3	8	6.0	2	1	1	1	0	17	14.5
at Tennessee	11/13/2025	*	27:06	3-10	.300	1-3	.333	3-4	.750	1	4	5	5.7	3	0	5	1	1	10	13.0
at Dayton	11/16/2025	*	15:54	7-11	.636	0-0	.000	0-0	.000	1	2	3	5.0	4	1	2	2	4	14	13.3
Lipscomb	11/19/2025	*	14:08	5-7	.714	2-2	1.000	0-0	.000	2	1	3	4.6	4	0	4	0	0	12	13.0
vs Ohio St.	11/24/2025	*	29:19	3-14	.214	0-2	.000	2-2	1.000	2	7	9	5.3	4	0	2	3	1	8	12.2
vs McNeese	11/26/2025	*	21:36	0-3	.000	0-0	.000	1-2	.500	1	6	7	5.6	3	0	2	2	0	1	10.6
at Middle Tenn.	12/03/2025	*	10:58	3-7	.429	0-1	.000	3-4	.750	1	2	3	5.3	4	1	2	2	1	9	10.4
Princeton	12/06/2025	*	26:34	7-14	.500	0-1	.000	3-4	.750	1	3	4	5.1	4	1	2	0	2	17	11.1
Totals		8	182:38	38-88	.432	6-16	.375	18-26	.692	16	30	46	5.1	32	4	21	12	10	100	11.1

Player Averages

Games Played	Minutes/ game	Points/ game	FG Pct	3FG Pct	FT Pct	Rebounds/ game	Assists/ game	Turnovers/ game	Assist/Turnover ratio	Steals/ game	Blocks/ game
9	20.3	11.1	43.2	37.5	69.2	5.1	0.4	2.3	0.2	1.1	1.3



2025-26 Belmont Women's Basketball
Individual Game-by-Game
All games

Page 6/12
as of Dec 09, 2025

#12 MCGINNIS, Kate

Opponent	Date	GS	MIN	Total		3-Pointers		Free throws		Rebounds											
				FG-FGA	PCT	3FG-3FGA	PCT	FT-FTA	PCT	OFF	DEF	TOT	AVG	PF	A	TO	BLK	STL	PTS	AVG	
Brown	11/07/2025		02:06	0-1	.000	0-1	.000	0-0	.000	0	1	1	1.0	0	0	0	0	0	0	0.0	
Lipscomb	11/19/2025		01:34	0-1	.000	0-1	.000	0-0	.000	0	0	0	0.5	0	0	1	0	0	0	0.0	
Princeton	12/06/2025		06:55	0-0	.000	0-0	.000	0-0	.000	0	0	0	0.3	0	1	1	0	1	0	0.0	
Totals		0	10:35	0-2	.000	0-2	.000	0-0	.000	0	1	1	0.3	0	1	2	0	1	0	0.0	

Player Averages

Games Played	Minutes/ game	Points/ game	FG Pct	3FG Pct	FT Pct	Rebounds/ game	Assists/ game	Turnovers/ game	Assist/Turnover ratio	Steals/ game	Blocks/ game
3	3.5	0.0	0.0	0.0	0.0	0.3	0.3	0.7	0.5	0.3	0.0



2025-26 Belmont Women's Basketball
Individual Game-by-Game
All games

Page 7/12
as of Dec 09, 2025

#13 STRICKLAND, Avery

Opponent	Date	GS	MIN	Total		3-Pointers		Free throws		Rebounds				PF	A	TO	BLK	STL	PTS	AVG
				FG-FGA	PCT	3FG-3FGA	PCT	FT-FTA	PCT	OFF	DEF	TOT	AVG							
at Oklahoma	11/03/2025	*	25:31	2-7	.286	1-5	.200	2-4	.500	2	0	2	2.0	1	1	0	0	0	7	7.0
Brown	11/07/2025	*	25:05	4-13	.308	2-9	.222	1-1	1.000	1	1	2	2.0	1	3	0	0	2	11	9.0
at Tennessee	11/13/2025	*	29:05	5-9	.556	4-6	.667	0-0	.000	0	2	2	2.0	1	0	0	0	0	14	10.7
at Dayton	11/16/2025	*	24:09	3-9	.333	1-5	.200	0-0	.000	2	1	3	2.3	1	2	1	0	1	7	9.8
Lipscomb	11/19/2025	*	20:24	4-12	.333	2-7	.286	0-0	.000	1	1	2	2.2	2	2	0	0	1	10	9.8
vs Ohio St.	11/24/2025	*	30:55	3-8	.375	3-6	.500	2-2	1.000	2	1	3	2.3	1	1	2	0	0	11	10.0
vs McNeese	11/26/2025	*	28:50	6-13	.462	4-10	.400	3-4	.750	2	2	4	2.6	3	0	3	0	1	19	11.3
at Middle Tenn.	12/03/2025	*	30:32	7-14	.500	2-7	.286	4-7	.571	3	3	6	3.0	2	0	1	0	3	20	12.4
Princeton	12/06/2025	*	22:13	0-6	.000	0-6	.000	3-4	.750	0	2	2	2.9	3	0	4	0	0	3	11.3
Totals		9	236:44	34-91	.374	19-61	.311	15-22	.682	13	13	26	2.9	15	9	11	0	8	102	11.3

Player Averages

Games Played	Minutes/ game	Points/ game	FG Pct	3FG Pct	FT Pct	Rebounds/ game	Assists/ game	Turnovers/ game	Assist/Turnover ratio	Steals/ game	Blocks/ game
9	26.3	11.3	37.4	31.1	68.2	2.9	1.0	1.2	0.8	0.9	0.0



2025-26 Belmont Women's Basketball
Individual Game-by-Game
All games

Page 8/12
as of Dec 09, 2025

#21 LA CHAPELL, Emily

Opponent	Date	GS	MIN	Total		3-Pointers		Free throws		Rebounds				PF	A	TO	BLK	STL	PTS	AVG
				FG-FGA	PCT	3FG-3FGA	PCT	FT-FTA	PCT	OFF	DEF	TOT	AVG							
at Oklahoma	11/03/2025		20:26	2-7	.286	0-2	.000	0-0	.000	0	6	6	6.0	4	5	1	0	2	4	4.0
Brown	11/07/2025		11:39	0-7	.000	0-5	.000	0-0	.000	0	0	0	3.0	1	0	2	0	0	0	2.0
at Tennessee	11/13/2025		12:38	1-1	1.000	0-0	.000	0-0	.000	0	1	1	2.3	0	0	1	0	0	2	2.0
at Dayton	11/16/2025		23:59	4-8	.500	2-4	.500	2-4	.500	1	1	2	2.3	2	2	1	1	1	12	4.5
Lipscomb	11/19/2025		20:27	6-10	.600	2-5	.400	0-0	.000	0	2	2	2.2	0	1	0	0	2	14	6.4
vs Ohio St.	11/24/2025		20:51	2-5	.400	2-2	1.000	0-0	.000	0	0	0	1.8	3	0	2	0	0	6	6.3
vs McNeese	11/26/2025		15:31	1-3	.333	0-2	.000	0-0	.000	1	1	2	1.9	0	2	1	0	0	2	5.7
Totals		0	125:31	16-41	.390	6-20	.300	2-4	.500	2	11	13	1.9	10	10	8	1	5	40	5.7

Player Averages

Games Played	Minutes/game	Points/game	FG Pct	3FG Pct	FT Pct	Rebounds/game	Assists/game	Turnovers/game	Assist/Turnover ratio	Steals/game	Blocks/game
7	17.9	5.7	39.0	30.0	50.0	1.9	1.4	1.1	1.3	0.7	0.1



2025-26 Belmont Women's Basketball
Individual Game-by-Game
All games

Page 9/12
as of Dec 09, 2025

#22 EUBANK, Quinn

Opponent	Date	GS	MIN	Total		3-Pointers		Free throws		Rebounds				PF	A	TO	BLK	STL	PTS	AVG
				FG-FGA	PCT	3FG-3FGA	PCT	FT-FTA	PCT	OFF	DEF	TOT	AVG							
at Oklahoma	11/03/2025	*	19:06	2-6	.333	2-5	.400	0-2	.000	1	2	3	3.0	2	0	0	0	1	6	6.0
Brown	11/07/2025	*	25:49	4-7	.571	2-3	.667	2-2	1.000	6	4	10	6.5	3	1	0	0	0	12	9.0
at Tennessee	11/13/2025	*	22:49	2-3	.667	0-0	.000	0-0	.000	1	4	5	6.0	2	1	0	0	1	4	7.3
at Dayton	11/16/2025	*	18:37	0-3	.000	0-2	.000	0-0	.000	2	2	4	5.5	3	1	1	0	1	0	5.5
Lipscomb	11/19/2025	*	23:34	2-5	.400	0-1	.000	2-4	.500	7	5	12	6.8	3	2	1	0	0	6	5.6
vs Ohio St.	11/24/2025	*	23:36	1-2	.500	0-1	.000	1-2	.500	1	4	5	6.5	1	0	1	0	0	3	5.2
vs McNeese	11/26/2025	*	26:59	3-5	.600	1-2	.500	0-0	.000	0	4	4	6.1	5	2	3	0	0	7	5.4
at Middle Tenn.	12/03/2025	*	29:58	3-7	.429	1-2	.500	0-0	.000	1	2	3	5.8	1	1	2	1	2	7	5.6
Princeton	12/06/2025	*	27:21	1-5	.200	1-1	1.000	0-0	.000	1	4	5	5.7	0	0	2	0	2	3	5.3
Totals		9	217:49	18-43	.419	7-17	.412	5-10	.500	20	31	51	5.7	20	8	10	1	7	48	5.3

Player Averages

Games Played	Minutes/game	Points/game	FG Pct	3FG Pct	FT Pct	Rebounds/game	Assists/game	Turnovers/game	Assist/Turnover ratio	Steals/game	Blocks/game
9	24.2	5.3	41.9	41.2	50.0	5.7	0.9	1.1	0.8	0.8	0.1



2025-26 Belmont Women's Basketball
Individual Game-by-Game
All games

Page 10/12
as of Dec 09, 2025

#23 BANKS, Jailyn

Opponent	Date	GS	MIN	Total		3-Pointers		Free throws		Rebounds				PF	A	TO	BLK	STL	PTS	AVG
				FG-FGA	PCT	3FG-3FGA	PCT	FT-FTA	PCT	OFF	DEF	TOT	AVG							
at Oklahoma	11/03/2025	*	33:14	5-15	.333	2-5	.400	4-8	.500	1	1	2	2.0	4	3	4	0	3	16	16.0
Brown	11/07/2025	*	31:16	4-11	.364	0-5	.000	5-6	.833	1	2	3	2.5	2	2	1	0	5	13	14.5
at Tennessee	11/13/2025	*	32:28	4-11	.364	0-2	.000	5-5	1.000	1	5	6	3.7	3	3	4	0	1	13	14.0
at Dayton	11/16/2025	*	32:37	6-14	.429	2-7	.286	7-7	1.000	0	3	3	3.5	2	3	2	0	1	21	15.8
Lipscomb	11/19/2025	*	25:52	5-11	.455	1-3	.333	3-4	.750	2	1	3	3.4	3	1	3	0	1	14	15.4
vs Ohio St.	11/24/2025	*	31:31	3-8	.375	0-0	.000	1-5	.200	0	2	2	3.2	3	5	4	0	2	7	14.0
vs McNeese	11/26/2025	*	35:40	4-15	.267	1-8	.125	11-14	.786	0	1	1	2.9	3	7	2	0	0	20	14.9
at Middle Tenn.	12/03/2025	*	34:50	2-4	.500	1-1	1.000	10-12	.833	0	2	2	2.8	3	2	3	0	0	15	14.9
Totals		8	257:28	33-89	.371	7-31	.226	46-61	.754	5	17	22	2.8	23	26	23	0	13	119	14.9

Player Averages

Games Played	Minutes/ game	Points/ game	FG Pct	3FG Pct	FT Pct	Rebounds/ game	Assists/ game	Turnovers/ game	Assist/Turnover ratio	Steals/ game	Blocks/ game
8	32.2	14.9	37.1	22.6	75.4	2.8	3.3	2.9	1.1	1.6	0.0



2025-26 Belmont Women's Basketball
Individual Game-by-Game
All games

Page 11/12
as of Dec 09, 2025

#33 BRODIE, KK

Opponent	Date	GS	MIN	Total		3-Pointers		Free throws		Rebounds				PF	A	TO	BLK	STL	PTS	AVG
				FG-FGA	PCT	3FG-3FGA	PCT	FT-FTA	PCT	OFF	DEF	TOT	AVG							
at Oklahoma	11/03/2025	*	19:57	3-11	.273	0-1	.000	1-2	.500	0	1	1	1.0	3	1	0	1	0	7	7.0
Brown	11/07/2025		11:48	0-2	.000	0-0	.000	1-2	.500	0	1	1	1.0	3	1	3	1	0	1	4.0
at Tennessee	11/13/2025		13:13	0-3	.000	0-0	.000	0-0	.000	0	1	1	1.0	0	0	1	0	0	0	2.7
at Dayton	11/16/2025		17:14	4-5	.800	0-0	.000	0-0	.000	1	0	1	1.0	3	0	1	1	0	8	4.0
Lipscomb	11/19/2025		12:41	1-4	.250	0-0	.000	0-0	.000	0	1	1	1.0	1	3	0	1	1	2	3.6
vs Ohio St.	11/24/2025		10:42	1-3	.333	0-0	.000	0-0	.000	0	3	3	1.3	3	0	1	1	1	2	3.3
vs McNeese	11/26/2025		12:14	0-0	.000	0-0	.000	1-2	.500	0	1	1	1.3	3	1	1	0	0	1	3.0
at Middle Tenn.	12/03/2025		19:51	0-4	.000	0-0	.000	0-0	.000	1	3	4	1.6	3	2	1	4	1	0	2.6
Princeton	12/06/2025		12:48	2-4	.500	0-0	.000	0-0	.000	3	1	4	1.9	2	0	1	0	0	4	2.8
Totals		1	130:28	11-36	.306	0-1	.000	3-6	.500	5	12	17	1.9	21	8	9	9	3	25	2.8

Player Averages

Games Played	Minutes/game	Points/game	FG Pct	3FG Pct	FT Pct	Rebounds/game	Assists/game	Turnovers/game	Assist/Turnover ratio	Steals/game	Blocks/game
9	14.5	2.8	30.6	0.0	50.0	1.9	0.9	1.0	0.9	0.3	1.0



2025-26 Belmont Women's Basketball
Individual Game-by-Game
All games

Page 12/12
as of Dec 09, 2025

#55 WEST, Leah

Opponent	Date	GS	MIN	Total		3-Pointers		Free throws		Rebounds				PF	A	TO	BLK	STL	PTS	AVG
				FG-FGA	PCT	3FG-3FGA	PCT	FT-FTA	PCT	OFF	DEF	TOT	AVG							
at Oklahoma	11/03/2025		04:17	0-0	.000	0-0	.000	0-0	.000	1	1	2	2.0	0	1	1	0	0	0	0.0
Brown	11/07/2025		03:41	0-0	.000	0-0	.000	0-0	.000	0	1	1	1.5	2	0	1	0	0	0	0.0
at Dayton	11/16/2025		02:02	0-0	.000	0-0	.000	0-0	.000	0	0	0	1.0	1	0	0	0	0	0	0.0
Lipscomb	11/19/2025		11:07	1-2	.500	0-1	.000	2-2	1.000	0	2	2	1.3	2	0	1	0	0	4	1.0
vs McNeese	11/26/2025		04:26	0-0	.000	0-0	.000	0-0	.000	1	0	1	1.2	0	0	1	0	0	0	0.8
at Middle Tenn.	12/03/2025		06:53	0-2	.000	0-2	.000	0-0	.000	0	0	0	1.0	1	0	1	0	0	0	0.7
Princeton	12/06/2025		17:13	1-3	.333	1-2	.500	0-0	.000	1	2	3	1.3	2	1	2	0	0	3	1.0
Totals		0	49:39	2-7	.286	1-5	.200	2-2	1.000	3	6	9	1.3	8	2	7	0	0	7	1.0

Player Averages

Games Played	Minutes/ game	Points/ game	FG Pct	3FG Pct	FT Pct	Rebounds/ game	Assists/ game	Turnovers/ game	Assist/Turnover ratio	Steals/ game	Blocks/ game
7	7.1	1.0	28.6	20.0	100.0	1.3	0.3	1.0	0.3	0.0	0.0



Belmont Women's Basketball
Individual Career Summaries
All games

Page 1/7
as of Dec 09, 2025

BANKS, Jailyln

				Field Goals		3-Point		F-Throws		Rebounds									Scoring	
SEASON	TEAM	GP-GS	MIN/AVG	FG-FGA	FG%	3FG-3FGA	3FG%	FT-FTA	FT%	OFF	DEF	TOT	AVG	PF-FO	A	TO	BLK	STL	PTS	AVG
2023-24	BEL	24-24	665/27.7	92-251	.367	17-55	.309	103-140	.736	17	56	73	3.0	62-1	79	70	3	31	304	12.7
2024-25	BEL	39-39	1140/29.2	148-375	.395	29-94	.309	178-224	.795	35	112	147	3.8	103-2	129	100	0	49	503	12.9
2025-26	BEL	8-8	257/32.2	33-89	.371	7-31	.226	46-61	.754	5	17	22	2.8	23-0	26	23	0	13	119	14.9
TOTAL		71-71	2062/29.0	273-715	.382	53-180	.294	327-425	.769	57	185	242	3.4	188-3	234	193	3	93	926	13.0

Single Game Highs

Statistic	Value	
Points	25	vs Villanova 03/31/25
Rebounds	11	vs UNI 02/13/25
Assists	8	at UNI 01/18/25
Steals	5	vs Brown 11/07/25
Blocks	1	vs Wichita St. 11/15/23, at Troy 11/29/23, at Missouri 11/06/23
FG Made	8	vs Missouri St. 03/01/25, at Kentucky 12/20/24, at Missouri 11/06/23
FG Attempts	21	at Missouri 11/06/23
3FG Made	4	at Illinois St. 02/20/25
3FG Attempts	8	vs McNeese 11/26/25
FT Made	17	at Missouri St. 02/09/24
FT Attempts	20	at Missouri St. 02/09/24

BRODIE, Kk

				Field Goals		3-Point		F-Throws		Rebounds										Scoring	
SEASON	TEAM	GP-GS	MIN/AVG	FG-FGA	FG%	3FG-3FGA	3FG%	FT-FTA	FT%	OFF	DEF	TOT	AVG	PF-FO	A	TO	BLK	STL	PTS	AVG	
2022-23	PEP	30-0	410/13.7	43-110	.391	0-0	.000	16-27	.593	26	67	93	3.1	36-0	20	19	24	8	102	3.4	
2023-24	PEP	26-0	300/11.5	20-59	.339	0-1	.000	1-3	.333	22	33	55	2.1	48-0	5	20	24	11	41	1.6	
2025-26	BEL	9-1	130/14.5	11-36	.306	0-1	.000	3-6	.500	5	12	17	1.9	21-0	8	9	9	3	25	2.8	
TOTAL FOR BEL		9-1	130/14.5	11-36	.306	0-1	.000	3-6	.500	5	12	17	1.9	21-0	8	9	9	3	25	2.8	
TOTAL		65-1	841/12.9	74-205	.361	0-2	.000	20-36	.556	53	112	165	2.5	105-0	33	48	57	22	168	2.6	

Single Game Highs

Statistic	Value	
Points	18	at LMU (CA) 02/18/23
Rebounds	10	vs San Francisco 02/23/23
Assists	4	vs Portland 12/31/22
Steals	3	vs UC Irvine 11/07/23, at Pacific 01/20/24
Blocks	5	at Fresno St. 11/15/23
FG Made	7	at LMU (CA) 02/18/23
FG Attempts	12	at LMU (CA) 02/18/23
3FG Attempts	1	at Boise St. 11/20/23, at Oklahoma 11/03/25
FT Made	4	at LMU (CA) 02/18/23
FT Attempts	5	at LMU (CA) 02/18/23



Belmont Women's Basketball
Individual Career Summaries
All games

Page 2/7
as of Dec 09, 2025

EUBANK, Quinn

				Field Goals		3-Point		F-Throws		Rebounds									Scoring	
SEASON	TEAM	GP-GS	MIN/AVG	FG-FGA	FG%	3FG-3FGA	3FG%	FT-FTA	FT%	OFF	DEF	TOT	AVG	PF-FO	A	TO	BLK	STL	PTS	AVG
2024-25	BEL	26-0	140/5.4	16-37	.432	3-9	.333	0-4	.000	11	14	25	1.0	15-0	3	9	3	5	35	1.3
2025-26	BEL	9-9	218/24.2	18-43	.419	7-17	.412	5-10	.500	20	31	51	5.7	20-1	8	10	1	7	48	5.3
TOTAL		35-9	358/10.2	34-80	.425	10-26	.385	5-14	.357	31	45	76	2.2	35-1	11	19	4	12	83	2.4

Single Game Highs

Statistic	Value	
Points	12	vs Brown 11/07/25
Rebounds	12	vs Lipscomb 11/19/25
Assists	2	vs Lipscomb 11/19/25, vs McNeese 11/26/25
Steals	2	vs Princeton 12/06/25, at Middle Tenn. 12/03/25
Blocks	2	at Lipscomb 12/04/24
FG Made	4	vs Brown 11/07/25
FG Attempts	7	vs Brown 11/07/25, at Middle Tenn. 12/03/25
3FG Made	2	at Oklahoma 11/03/25, vs Brown 11/07/25
3FG Attempts	5	at Oklahoma 11/03/25
FT Made	2	vs Brown 11/07/25, vs Lipscomb 11/19/25
FT Attempts	4	vs Lipscomb 11/19/25

FELTNER, Kensley

				Field Goals		3-Point		F-Throws		Rebounds									Scoring	
SEASON	TEAM	GP-GS	MIN/AVG	FG-FGA	FG%	3FG-3FGA	3FG%	FT-FTA	FT%	OFF	DEF	TOT	AVG	PF-FO	A	TO	BLK	STL	PTS	AVG
2023-24	BEL	26-0	138/5.3	13-35	.371	3-15	.200	8-12	.667	10	13	23	0.9	16-0	5	4	0	4	37	1.4
2024-25	BEL	39-2	416/10.7	47-101	.465	2-18	.111	44-62	.710	31	47	78	2.0	40-0	14	29	4	13	140	3.6
2025-26	BEL	5-0	73/14.7	5-12	.417	1-4	.250	6-7	.857	4	12	16	3.2	6-0	5	4	2	2	17	3.4
TOTAL		70-2	628/9.0	65-148	.439	6-37	.162	58-81	.716	45	72	117	1.7	62-0	24	37	6	19	194	2.8

Single Game Highs

Statistic	Value	
Points	19	at Evansville 03/08/25
Rebounds	8	vs Indiana St. 01/26/25, at Evansville 03/08/25
Assists	2	vs Indiana St. 01/26/25, at James Madison 03/27/25, vs Brown 11/07/25
Steals	3	vs Southern Ill. 02/27/25, at Indiana St. 03/06/25
Blocks	2	vs Brown 11/07/25
FG Made	8	at Evansville 03/08/25
FG Attempts	10	at Evansville 03/08/25
3FG Made	1	6 times
3FG Attempts	2	6 times
FT Made	6	at Indiana St. 03/06/25
FT Attempts	8	at Indiana St. 03/06/25



Belmont Women's Basketball
Individual Career Summaries
All games

Page 3/7
as of Dec 09, 2025

FULLER, Hilary

				Field Goals		3-Point		F-Throws		Rebounds										Scoring	
SEASON	TEAM	GP-GS	MIN/AVG	FG-FGA	FG%	3FG-3FGA	3FG%	FT-FTA	FT%	OFF	DEF	TOT	AVG	PF-FO	A	TO	BLK	STL	PTS	AVG	
2024-25	BEL	26-0	131/5.0	20-50	.400	1-13	.077	11-18	.611	4	22	26	1.0	15-0	4	9	13	6	52	2.0	
2025-26	BEL	9-8	183/20.3	38-88	.432	6-16	.375	18-26	.692	16	30	46	5.1	32-0	4	21	12	10	100	11.1	
TOTAL		35-8	314/9.0	58-138	.420	7-29	.241	29-44	.659	20	52	72	2.1	47-0	8	30	25	16	152	4.3	

Single Game Highs

Statistic	Value	
Points	17	vs Princeton 12/06/25, vs Brown 11/07/25
Rebounds	9	vs Ohio St. 11/24/25
Assists	1	8 times
Steals	4	at Dayton 11/16/25
Blocks	3	vs Kennesaw St. 11/14/24, vs Ohio St. 11/24/25
FG Made	7	vs Princeton 12/06/25, at Dayton 11/16/25
FG Attempts	14	vs Princeton 12/06/25, vs Ohio St. 11/24/25
3FG Made	2	at Oklahoma 11/03/25, vs Lipscomb 11/19/25
3FG Attempts	5	at Oklahoma 11/03/25
FT Made	4	vs Drake 02/15/25, vs Brown 11/07/25
FT Attempts	6	vs Brown 11/07/25

HYDE, Claire

				Field Goals		3-Point		F-Throws		Rebounds									Scoring	
SEASON	TEAM	GP-GS	MIN/AVG	FG-FGA	FG%	3FG-3FGA	3FG%	FT-FTA	FT%	OFF	DEF	TOT	AVG	PF-FO	A	TO	BLK	STL	PTS	AVG
2023-24	BEL	19-0	102/5.4	5-23	.217	3-17	.176	7-14	.500	1	3	4	0.2	7-0	5	4	0	4	20	1.1
2025-26	BEL	4-0	40/10.0	3-8	.375	2-6	.333	1-2	.500	0	0	0	0.0	3-0	3	0	1	1	9	2.3
TOTAL		23-0	142/6.2	8-31	.258	5-23	.217	8-16	.500	1	3	4	0.2	10-0	8	4	1	5	29	1.3

Single Game Highs

Statistic	Value	
Points	6	at Middle Tenn. 12/03/25
Rebounds	2	vs Indiana St. 03/01/24
Assists	3	vs Bradley 01/06/24, vs Princeton 12/06/25
Steals	2	vs Bradley 01/06/24
Blocks	1	at Middle Tenn. 12/03/25
FG Made	2	at Middle Tenn. 12/03/25
FG Attempts	5	at Evansville 01/12/24, at Middle Tenn. 12/03/25
3FG Made	1	5 times
3FG Attempts	5	at Evansville 01/12/24
FT Made	2	vs Middle Tenn. 12/03/23, vs Bradley 01/06/24
FT Attempts	4	vs Bradley 01/06/24



Belmont Women's Basketball
Individual Career Summaries
All games

Page 4/7
as of Dec 09, 2025

JONES, Tuti

SEASON	TEAM	GP-GS	MIN/AVG	Field Goals		3-Point		F-Throws		Rebounds									Scoring	
				FG-FGA	FG%	3FG-3FGA	3FG%	FT-FTA	FT%	OFF	DEF	TOT	AVG	PF-FO	A	TO	BLK	STL	PTS	AVG
2020-21	BEL	24-23	804/33.5	84-209	.402	47-134	.351	11-17	.647	40	71	111	4.6	53-1	46	31	5	73	226	9.4
2021-22	BEL	31-31	1003/32.4	128-290	.441	64-157	.408	39-56	.696	54	83	137	4.4	59-0	96	48	3	87	359	11.6
2022-23	BEL	8-8	279/34.8	28-73	.384	12-38	.316	20-25	.800	9	32	41	5.1	19-0	18	8	0	10	88	11.0
2023-24	BEL	35-35	1148/32.8	141-366	.385	65-199	.327	41-55	.745	26	115	141	4.0	66-0	136	78	4	89	388	11.1
2024-25	BEL	39-39	1152/29.5	143-332	.431	74-195	.379	39-55	.709	19	121	140	3.6	81-0	104	59	8	89	399	10.2
2025-26	BEL	9-9	276/30.7	28-81	.346	20-59	.339	12-17	.706	15	34	49	5.4	17-0	31	13	0	29	88	9.8
TOTAL		146-145	4661/31.9	552-1351	.409	282-782	.361	162-225	.720	163	456	619	4.2	295-1	431	237	20	377	1548	10.6

Single Game Highs

Statistic	Value	
Points	29	vs Lipscomb 12/02/21, vs Murray St. 02/01/25
Rebounds	11	vs Morehead St. 02/10/22, vs Georgia Tech 11/27/22
Assists	10	vs Northwestern 11/24/23
Steals	7	4 times
Blocks	2	at Southern Ill. 01/04/25, vs Stanford 11/22/23
FG Made	10	vs Murray St. 02/01/25, vs Lipscomb 12/02/21
FG Attempts	18	vs Mississippi St. 11/19/23
3FG Made	8	at James Madison 03/27/25
3FG Attempts	11	vs Minnesota 04/02/25, at James Madison 03/27/25, vs Stanford 11/22/23
FT Made	8	at Indiana St. 01/14/24
FT Attempts	10	at Indiana St. 01/14/24



Belmont Women's Basketball
Individual Career Summaries
All games

Page 5/7
as of Dec 09, 2025

LA CHAPELL, Emily

				Field Goals		3-Point		F-Throws		Rebounds									Scoring	
SEASON	TEAM	GP-GS	MIN/AVG	FG-FGA	FG%	3FG-3FGA	3FG%	FT-FTA	FT%	OFF	DEF	TOT	AVG	PF-FO	A	TO	BLK	STL	PTS	AVG
2022-23	Marq	32-20	677/21.2	67-168	.399	24-78	.308	13-18	.722	29	68	97	3.0	44-0	46	30	7	17	171	5.3
2023-24	BEL	24-0	538/22.4	70-171	.409	23-75	.307	31-41	.756	20	34	54	2.3	39-0	31	38	4	19	194	8.1
2024-25	BEL	39-39	1174/30.1	136-348	.391	33-121	.273	26-43	.605	28	79	107	2.7	72-0	99	65	13	48	331	8.5
2025-26	BEL	7-0	126/17.9	16-41	.390	6-20	.300	2-4	.500	2	11	13	1.9	10-0	10	8	1	5	40	5.7
TOTAL FOR BEL		70-39	1838/26.3	222-560	.396	62-216	.287	59-88	.670	50	124	174	2.5	121-0	140	111	18	72	565	8.1
TOTAL		102-59	2515/24.7	289-728	.397	86-294	.293	72-106	.679	79	192	271	2.7	165-0	186	141	25	89	736	7.2

Single Game Highs

Statistic	Value	
Points	26	vs Middle Tenn. 12/07/24
Rebounds	8	at DePaul 01/04/23
Assists	7	at Southern Ill. 01/04/25
Steals	4	at Indiana St. 01/14/24, vs Davidson 11/30/24
Blocks	2	at Valparaiso 02/07/25, at Indiana St. 03/06/25
FG Made	12	vs Middle Tenn. 12/07/24
FG Attempts	17	vs Middle Tenn. 12/07/24
3FG Made	4	at UNI 01/18/25
3FG Attempts	8	vs UNI 02/15/24, at UNI 01/18/25
FT Made	6	vs Missouri St. 01/26/24
FT Attempts	6	vs Missouri St. 01/26/24

MCGINNIS, Kate

				Field Goals		3-Point		F-Throws		Rebounds									Scoring	
SEASON	TEAM	GP-GS	MIN/AVG	FG-FGA	FG%	3FG-3FGA	3FG%	FT-FTA	FT%	OFF	DEF	TOT	AVG	PF-FO	A	TO	BLK	STL	PTS	AVG
2025-26	BEL	3-0	11/3.5	0-2	.000	0-2	.000	0-0	.000	0	1	1	0.3	0-0	1	2	0	1	0	0.0
TOTAL		3-0	11/3.5	0-2	.000	0-2	.000	0-0	.000	0	1	1	0.3	0-0	1	2	0	1	0	0.0

Single Game Highs

Statistic	Value	
Rebounds	1	vs Brown 11/07/25
Assists	1	vs Princeton 12/06/25
Steals	1	vs Princeton 12/06/25
FG Attempts	1	vs Brown 11/07/25, vs Lipscomb 11/19/25
3FG Attempts	1	vs Brown 11/07/25, vs Lipscomb 11/19/25



Belmont Women's Basketball
Individual Career Summaries
All games

Page 6/7
as of Dec 09, 2025

STRICKLAND, Avery

				Field Goals		3-Point		F-Throws		Rebounds									Scoring	
SEASON	TEAM	GP-GS	MIN/AVG	FG-FGA	FG%	3FG-3FGA	3FG%	FT-FTA	FT%	OFF	DEF	TOT	AVG	PF-FO	A	TO	BLK	STL	PTS	AVG
2022-23	UP	30-11	600/20.0	70-183	.383	39-115	.339	8-16	.500	15	37	52	1.7	33-0	28	30	2	12	187	6.2
2023-24	UT	20-0	93/4.6	5-19	.263	2-11	.182	6-10	.600	7	8	15	0.8	9-0	6	7	0	2	18	0.9
2024-25	UT	19-0	105/5.5	14-32	.438	7-23	.304	2-3	.667	7	18	25	1.3	17-0	4	7	1	5	37	1.9
2025-26	BEL	9-9	237/26.3	34-91	.374	19-61	.311	15-22	.682	13	13	26	2.9	15-0	9	11	0	8	102	11.3
TOTAL FOR BEL		9-9	237/26.3	34-91	.374	19-61	.311	15-22	.682	13	13	26	2.9	15-0	9	11	0	8	102	11.3
TOTAL		78-20	1034/13.3	123-325	.378	67-210	.319	31-51	.608	42	76	118	1.5	74-0	47	55	3	27	344	4.4

Single Game Highs

Statistic	Value	
Points	20	at Middle Tenn. 12/03/25
Rebounds	6	vs Western Caro. 11/26/24, at Middle Tenn. 12/03/25
Assists	3	vs Bryant 11/16/22, vs Brown 11/07/25
Steals	3	at Middle Tenn. 12/03/25
Blocks	1	vs Syracuse 02/23/23, at NC State 02/26/23, vs N.C. Central 12/14/24
FG Made	7	vs Loyola Maryland 12/07/22, at Middle Tenn. 12/03/25
FG Attempts	14	at Middle Tenn. 12/03/25
3FG Made	4	at Georgia Tech 02/12/23, at Tennessee 11/13/25, vs McNeese 11/26/25
3FG Attempts	10	vs McNeese 11/26/25
FT Made	4	at Middle Tenn. 12/03/25
FT Attempts	7	at Middle Tenn. 12/03/25

TRIPP, Sanaa

				Field Goals		3-Point		F-Throws		Rebounds										Scoring	
SEASON	TEAM	GP-GS	MIN/AVG	FG-FGA	FG%	3FG-3FGA	3FG%	FT-FTA	FT%	OFF	DEF	TOT	AVG	PF-FO	A	TO	BLK	STL	PTS	AVG	
2024-25	BEL	39-0	564/14.5	54-142	.380	18-56	.321	15-25	.600	19	63	82	2.1	45-0	42	45	7	24	141	3.6	
2025-26	BEL	9-1	199/22.2	20-59	.339	9-33	.273	7-13	.538	4	18	22	2.4	21-0	13	17	0	10	56	6.2	
TOTAL		48-1	764/15.9	74-201	.368	27-89	.303	22-38	.579	23	81	104	2.2	66-0	55	62	7	34	197	4.1	

Single Game Highs

Statistic	Value	
Points	13	at Valparaiso 02/07/25, vs Minnesota 04/02/25, at Oklahoma 11/03/25
Rebounds	7	at Indiana St. 03/06/25
Assists	3	5 times
Steals	5	vs Lipscomb 11/19/25
Blocks	1	7 times
FG Made	5	4 times
FG Attempts	10	at Oklahoma 11/03/25
3FG Made	3	at Valparaiso 02/07/25, vs Minnesota 04/02/25, at Oklahoma 11/03/25
3FG Attempts	7	at Oklahoma 11/03/25
FT Made	5	vs Northern Ariz. 03/23/25
FT Attempts	7	vs Northern Ariz. 03/23/25



Belmont Women's Basketball
Individual Career Summaries
All games

Page 7/7
as of Dec 09, 2025

WEST, Leah

				Field Goals		3-Point		F-Throws		Rebounds									Scoring	
SEASON	TEAM	GP-GS	MIN/AVG	FG-FGA	FG%	3FG-3FGA	3FG%	FT-FTA	FT%	OFF	DEF	TOT	AVG	PF-FO	A	TO	BLK	STL	PTS	AVG
2025-26	BEL	7-0	50/7.1	2-7	.286	1-5	.200	2-2	1.000	3	6	9	1.3	8-0	2	7	0	0	7	1.0
TOTAL		7-0	50/7.1	2-7	.286	1-5	.200	2-2	1.000	3	6	9	1.3	8-0	2	7	0	0	7	1.0

Single Game Highs

Statistic	Value	
Points	4	vs Lipscomb 11/19/25
Rebounds	3	vs Princeton 12/06/25
Assists	1	vs Princeton 12/06/25, at Oklahoma 11/03/25
FG Made	1	vs Princeton 12/06/25, vs Lipscomb 11/19/25
FG Attempts	3	vs Princeton 12/06/25
3FG Made	1	vs Princeton 12/06/25
3FG Attempts	2	vs Princeton 12/06/25, at Middle Tenn. 12/03/25
FT Made	2	vs Lipscomb 11/19/25
FT Attempts	2	vs Lipscomb 11/19/25