

# Ole Miss

## 2025-26 MEN'S BASKETBALL GAME NOTES

Saturday, January 24 | 11 a.m. CT | Rupp Arena (20,500)

### 2025-26 SCHEDULE

DATE	OPPONENT	TV	TIME (CT)/RESULT
Nov. 3	SE LOUISIANA	SECN+	W, 88-58
Nov. 7	LOUISIANA MONROE	SECN+	W, 86-65
Nov. 11	MEMPHIS	SECN	W, 83-77
Nov. 14	CAL ST. BAKERSFIELD @	SECN+	W, 82-60
Nov. 18	AUSTIN PEAY	SECN+	W, 72-65
Nov. 25	vs. Iowa %	CBSSN	L, 69-74
Nov. 26	vs. Utah %	CBSSN	L, 74-75
Dec. 2	MIAMI \$	SECN	L, 75-66
Dec. 6	at #22 St. John's	Peacock	L, 58-63
Dec. 13	vs. Southern Miss ~	SECN+	W, 71-67
Dec. 17	vs. Alabama A&M &	SECN+	W, 80-66
Dec. 21	vs. NC State =	ESPN	L, 62-76
Dec. 29	ALCORN STATE	SECN	W, 79-43
Jan. 3	at Oklahoma *	SECN	L, 70-86
Jan. 7	#15 ARKANSAS *	SECN	L, 87-94
Jan. 10	MISSOURI *	SECN	W, 76-69
Jan. 14	at #21 Georgia *	ESPNU	W, 97-95 (OT)
Jan. 17	at Mississippi St. *	SECN	W, 68-67
Jan. 20	AUBURN *	ESPNU	L, 66-78
Jan. 24	at Kentucky *	ESPN	11 AM
Jan. 31	VANDERBILT *	SECN	7:30 PM
Feb. 3	at Tennessee *	ESPN2	6 PM
Feb. 7	at Texas *	ESPN/ESPN2	1 PM
Feb. 11	ALABAMA *	SECN	6 PM
Feb. 14	MISSISSIPPI ST. *	ESPN/ESPN2	5:30 PM
Feb. 18	at Texas A&M *	SECN	6 PM
Feb. 21	FLORIDA *	ESPN/ESPN2	11 AM
Feb. 25	LSU *	SECN	8 PM
Feb. 28	at Auburn *	SECN	6 PM
Mar. 4	at Vanderbilt *	ESPNEWS	6 PM
Mar. 7	SOUTH CAROLINA *	SECN	12 PM
Mar. 11-15	SEC Tournament ^		

### ALL TIMES CENTRAL

Home games in all caps | Rankings are highest of AP or Coaches

\* SEC contest

@ Throwback Game in the Tad Pad

% Acrisure Series (Palm Springs, Calif.)

\$ ACC/SEC Challenge

~ in Biloxi, Miss.

& in Tupelo, Miss.

= in Greensboro, N.C.

^ SEC Tournament (Nashville, Tenn.)

Ole Miss

### OLE MISS REBELS

Record: 11-8 (3-3 SEC)

Head Coach: Chris Beard

Career: 292-130 (14th Year)

at Ole Miss: 55-32 (3rd Year)

VS.



### KENTUCKY WILDCATS

Record: 13-6 (4-2 SEC)

Head Coach: Mark Pope

Career: 224-126 (11th Year)


at Kentucky: 37-18 (2nd Year)

### ON THE AIR



#### ESPN

Play-By-Play: Wes Durham  
Analyst: Dennis Scott



#### OLE MISS LEARFIELD

Radio: Ole Miss Network  
Online: OleMissSports.com  
Play-by-Play: Gary Darby  
Analyst: Murphy Holloway



#### SIRIUSXM

SiriusXM 380  
SiriusXM App 970

### STARTING FIVE

- 1 A battle that has gone Kentucky's way for a majority of history, Ole Miss began the series winning two of the first three matchups from 1925 to 1928 and came out on top of last year's game in Oxford, 98-84.
- 2 A strong defense has been a staple for Ole Miss under head coach Chris Beard, and this year's team has used their length and athleticism to average 4.8 blocks per game, the 35th best mark in the nation.
- 3 After finishing last year with an average of 9.0 turnovers per game and setting a new school record, their current average of 9.9 would rank second at Ole Miss and just ahead of Chris Beard's first season in Oxford.
- 4 Senior guard AJ Storr recently set season-best marks in points in back-to-back games, helping Ole Miss defeat Missouri with 26 points before scoring 27 in an overtime win at No. 21 Georgia.
- 5 Ole Miss saw 11 letterwinners and all but one starter depart this past offseason, retooling with a recruiting class ranked as high as No. 14 in the nation and a transfer class ranked as high as No. 19.

## PROJECTED STARTERS




0

MALIK DIA

Forward • 6-9 • 250 • Senior  
Murfreesboro, Tenn. • Ensworth • Belmont

PTS	REB	AST	STL	FG%	FT%
13.6	6.8	0.8	0.6	.437	.690



4

JAMES SCOTT

Forward • 6-10 • 225 • Junior  
Fayetteville, N.C. • E.E. Smith • Louisville

PTS	REB	AST	STL	FG%	FT%
3.9	4.5	0.7	0.5	.694	.538




6

ILIAS KAMARDINE

Guard • 6-5 • 185 • Senior  
Marseille, France

PTS	REB	AST	STL	FG%	FT%
11.3	3.3	4.1	1.2	.442	.711



8

EDUARDO KLAFKE

Guard • 6-5 • 200 • Sophomore  
Franca SP, Brazil • NBA Academy Latin America

PTS	REB	AST	STL	FG%	FT%
3.1	1.5	0.9	0.6	.419	.842



23

PATTON PINKINS

Guard • 6-5 • 200 • Freshman  
Murfreesboro, Texas • Frenship

PTS	REB	AST	STL	FG%	FT%
8.7	1.7	0.8	0.2	.509	.824

## QUICK FACTS

Name	Ole Miss (The University of Mississippi)
Nickname	Rebels
Location	Oxford, Mississippi
Founded	November 6, 1848
Enrollment	28,405
School Colors	Cardinal Red (PMS 186) & Navy Blue (PMS 2767)
Chancellor	Dr. Glenn Boyce
Faculty Representative	Dr. Ron Rychlak
Athletics Director	Keith Carter
Conference	Southeastern (SEC)
Arena	The Pavilion at Ole Miss
Capacity	9,500
Head Coach	Chris Beard
Record at Ole Miss	55-32 (3rd season)
Career Record	292-130 (14th season)
2024-25 Record	24-12
SEC Record/Finish	10-8/8th
Postseason	NCAA Tournament Sweet 16
Letterwinners Returning/Lost	2/11
Starters Returning/Lost	1/4
All-Time Record	1424-1416 (.501)

## MEDIA SERVICES

### CREDENTIALS

Please contact the Athletics Communications office for game credentials. Requests for credentials should be emailed to [mgschwartz@olemiss.edu](mailto:mgschwartz@olemiss.edu), and will be limited to working members of the media. Please email Mike Swartz no less than 24 hours before tip-off for all requests. Credentials will be held at will called located at the media entrance on the Hill Drive side of The Pavilion at Ole Miss at parking level 1 (southwest corner of The SIB Pavilion in the parking garage elevator lobby). Will call will open two hours before tipoff. Seating priority will be given to the media that cover Ole Miss basketball on a regular basis. Credentials are non-transferable and unauthorized use is strictly prohibited.

### INTERVIEW POLICY

All interview requests - coaches and players - MUST be coordinated through Mike Swartz in the Athletics Communications office. During the week, head coach Chris Beard and Rebel student-athletes can be made available for interview before or after practice unless arranged otherwise. There will be no gameday player interviews until after the game.

### POSTGAME INTERVIEWS

Chris Beard and select student-athletes will be brought into the media room approximately 10 minutes after the game. Visiting coach and player interviews will be coordinated through the visiting team's media relations contact.

### MEDIA TIMEOUTS

Media timeouts (3:00) will occur in the following manner:  
- The first deadball AT or UNDER 16:00, 12:00, 8:00 and 4:00 of each half;  
OR, if a timeout or officials' review is called within 30 seconds of those times  
- First called timeout of the second half becomes a media timeout  
- If there is a free throw situation, shots will be taken following the timeout per NCAA regulations

Each team will have one full timeout (60 seconds) and three 30-second timeouts to call. The first called timeout of the SECOND HALF will be a media (full; 3:00) timeout. Three timeouts can be carried over to the second half, and each team receives one 30-second timeout for each extra period, in addition to any unused second half timeouts.

### WORKING PRESS AREA

Credentialed media have a reserved seat in the media seating area, which is located in the southwest corner of SIB Pavilion on the concourse level.

The media workroom offers media a place to gather materials provided by the Ole Miss Athletics Communications staff, write and submit stories, transmit photographs and participate in postgame press conferences. The workroom is located in the southwest corner of the floor level through the visiting team tunnel.

### PARKING

Media parking for men's basketball is located in the garage or at the Ole Miss Track Complex. Visit [OleMissGameday.com](http://OleMissGameday.com) for a map and more information. Media members should request parking in advance. Media members that attend practices, press conferences and other on-campus events during the week should make arrangements with campus parking by visiting [olemiss.edu/parking/media.html](http://olemiss.edu/parking/media.html). Home game parking can be requested by emailing Mike Swartz ([mgschwartz@olemiss.edu](mailto:mgschwartz@olemiss.edu)) and should be sent no less than 24 hours prior to tipoff.

## NUMERICAL ROSTER

#	NAME	POS.	HT./WT.	YR.-EXP.	HOMETOWN / PREVIOUS SCHOOL
0	Malik Dia	F	6-9/250	Sr.-1L	Murfreesboro, Tenn. / Ensworth / Belmont
1	Corey Chest	F	6-8/220	So.-TR	New Orleans, La. / Link Academy / LSU
2	Al Storr	G	6-5/205	Sr.-TR	Rockford, Ill. / IMG Academy / Kansas
3	Koren Johnson	G	6-1/180	Jr.-TR	Seattle, Wash. / Garfield / Louisville
4	James Scott	F	6-10/225	Jr.-TR	Fayetteville, N.C. / E.E. Smith / Louisville
5	Hobert Grayson IV	G	6-4/205	Sr.-TR	Gonzales, La. / East Ascension / Ouachita Baptist
6	Ilias Kamardine	G	6-5/185	Sr.-HS	Marseille, France
7	Niko Bundalo	F	6-10/215	Fr.-HS	Canton, Ohio / Prolific Prep
8	Eduardo Klafke	F	6-5/200	So.-1L	Franca SP, Brazil / NBA Academy Latin America
10	Tylis Jordan	F	6-9/215	Fr.-HS	Milledgeville, Ga. / Wheeler
11	Travis Perry	G	6-1/185	So.-TR	Eddyville, Ky. / Lyon County / Kentucky
13	Kezza Giffa	G	6-1/175	Sr.-TR	Paris, France / Levallois Metropolitans 92 / High Point
22	Max Smith	G	6-1/180	Sr.-RS	Austin, Texas / Anderson
23	Patton Pinkins	G	6-5/200	Fr.-RS	Murfreesboro, Tenn. / Frenship
31	Zach Day	G	6-5/195	Fr.-RS	Midland, Texas / Midland Christian
88	Augusto Cassia	F	6-8/225	Jr.-TR	Salvador, Bahia, Brazil / NBA Global Academy / Butler

## ALPHABETICAL ROSTER

#	NAME	POS.	HT.	YR.-EXP.	HOMETOWN / PREVIOUS SCHOOL
7	Niko Bundalo	F	6-10/215	Fr.-HS	Canton, Ohio / Prolific Prep
88	Augusto Cassia	F	6-8/225	Jr.-TR	Salvador, Bahia, Brazil / NBA Global Academy / Butler
1	Corey Chest	F	6-8/220	So.-TR	New Orleans, La. / Link Academy / LSU
31	Zach Day	G	6-5/195	Fr.-RS	Midland, Texas / Midland Christian
0	Malik Dia	F	6-9/250	Sr.-1L	Murfreesboro, Tenn. / Ensworth / Belmont
13	Kezza Giffa	G	6-1/175	Sr.-TR	Paris, France / Levallois Metropolitans 92 / High Point
5	Hobert Grayson IV	G	6-4/205	Sr.-TR	Gonzales, La. / East Ascension / Ouachita Baptist
3	Koren Johnson	G	6-1/180	Jr.-TR	Seattle, Wash. / Garfield / Louisville
10	Tylis Jordan	F	6-9/215	Fr.-HS	Milledgeville, Ga. / Wheeler
6	Ilias Kamardine	G	6-5/185	Sr.-HS	Marseille, France
8	Eduardo Klafke	G	6-5/200	So.-1L	Franca SP, Brazil / NBA Academy Latin America
11	Travis Perry	G	6-1/185	So.-TR	Eddyville, Ky. / Lyon County / Kentucky
23	Patton Pinkins	G	6-5/200	Fr.-HS	Murfreesboro, Tenn. / Frenship
4	James Scott	F	6-10/225	Jr.-TR	Fayetteville, N.C. / E.E. Smith / Louisville
22	Max Smith	G	6-1/180	Sr.-RS	Austin, Texas / Anderson
2	Al Storr	G	6-5/205	Sr.-TR	Rockford, Ill. / IMG Academy / Kansas

### HEAD COACH

Chris Beard (Texas, 1995)  
Record at Ole Miss: 55-32 (Third Year)  
Career Record: 292-130 (14th Year)

### ASSISTANT COACHES

Wes Flanigan - Third Year (Auburn, 1997)  
Al Pinkins - Third Year (NC State, 1998)  
Bob Donewald Jr. - Third Year (Western Michigan, 1993)  
Mark Adams - Second Year (Texas Tech, 1979)  
Brian Burg - Third Year (Mount Mercy, 2003)

### PRONUNCIATION GUIDE

NIKO BUNDALO      NEE-co bun-du-low  
AUGUSTO CASSIA      uh-GOO-stow cah-see-AH  
MALIK DIA      ma-LEEK DEE-uh  
KEZZA GIFFA      kez-uh JIF-ah  
HOBERT Grayson IV      HO-bert  
KOREN Johnson      CORE-in  
TYLIS Jordan      TIE-lis  
ILIAS KAMARDINE      ILL-E-us comm-r-deen  
EDUARDO KLAFFE      CLAF-key  
AL STORR      Store

### SUPPORT STAFF

John Reilly - Strength and Conditioning Coach  
Tyler Parker - Director of Player Development  
Matthew Winsberg - Director of Video Operations  
John Raybon - Athletic Trainer  
Clay Smith - Director of Basketball Operations

### BY HOME STATE/COUNTRY

Brazil (2)      Cassia, Klafke  
France (2)      Giffa, Kamardine  
Louisiana (2)      Chest, Grayson IV  
Tennessee (2)      Dia, Pinkins  
Texas (2)      Day, Smith  
Georgia (1)      Jordan  
Illinois (1)      Storr  
Kentucky (1)      Perry  
North Carolina (1)      Scott  
Ohio (1)      Bundalo  
Washington (1)      Johnson

### BY CLASS

Seniors (6): Dia, Giffa, Grayson IV, Kamardine, Smith, Storr  
Juniors (3): Cassia, Johnson, Scott  
Sophomores (3): Chest, Klafke, Perry  
Freshmen (4): Bundalo, Day, Jordan, Pinkins

### BY HEIGHT

6-10 (2)      Bundalo, Scott  
6-9 (2)      Dia, Jordan  
6-8 (2)      Cassia, Chest  
6-5 (5)      Day, Kamardine, Klafke, Pinkins, Storr  
6-4 (1)      Grayson IV  
6-1 (4)      Giffa, Johnson, Perry, Smith

## OLE MISS STYLE GUIDE

NAME	LOGO
Ole Miss (preferred) University of Mississippi Mississippi	
NICKNAME	
Rebels	



@olemissmbb



@OleMissMBB



Ole Miss Men's Basketball



OleMissTix.com

O  
F  
1  
F  
2  
G  
3  
G  
4  
F  
5  
G  
6  
G  
7  
F  
8  
G  
10  
F  
11  
G  
13  
G  
22  
G  
23  
G  
31  
G  
88  
F



**MALIK DIA**  
6-9 | 250 | Sr. | Murfreesboro, Tenn. | Ensworth | Belmont

PTS	REB	AST	S	FG%	FT%
13.6	6.8	0.8	0.6	.437	.690



**COREY CHEST**  
6-8 | 220 | So. | New Orleans, La. | Link Academy | LSU

PTS	REB	AST	S	FG%	FT%
3.1	4.6	0.7	0.5	.571	.600



**AJ STORR**  
6-5 | 205 | Sr. | Rockford, Ill. | IMG Academy

PTS	REB	AST	S	FG%	FT%
13.6	3.5	2.0	0.6	.426	.747



**KOREN JOHNSON**  
6-1 | 180 | Jr. | Seattle, Wash. | Garfield | Louisville

PTS	REB	AST	S	FG%	FT%
2.1	0.7	1.3	0.4	.286	.714



**JAMES SCOTT**  
6-10 | 225 | Jr. | Fayetteville, N.C. | E.E. Smith | Louisville

PTS	REB	AST	S	FG%	FT%
3.9	4.5	0.7	0.5	.694	.538



**HOBERT GRAYSON IV**  
6-4 | 205 | Sr. | Gonzales, La. | East Ascension | Ouachita Baptist

PTS	REB	AST	S	FG%	FT%
1.4	1.4	0.2	0.4	.429	.500



**ILIAS KAMARDINE**  
6-5 | 185 | Sr. | Marseille, France

PTS	REB	AST	S	FG%	FT%
11.3	3.3	4.1	1.2	.442	.711



**NIKO BUNDALO**  
6-10 | 215 | Fr. | Canton, Ohio | Prolific Prep

PTS	REB	AST	S	FG%	FT%
0.0	0.5	0.0	0.2	.000	.000



**EDUARDO KLAFFE**  
6-5 | 200 | So. | Franca SP, Brazil | NBA Academy Latin America

PTS	REB	AST	S	FG%	FT%
3.1	1.5	0.9	0.6	.419	.842



**TYLLIS JORDAN**  
6-9 | 215 | Fr. | Milledgeville, Ga. | Wheeler

PTS	REB	AST	S	FG%	FT%
0.0	0.0	0.0	0.0	.000	.000



**TRAVIS PERRY**  
6-1 | 185 | So. | Eddyville, Ky. | Lyon County

PTS	REB	AST	S	FG%	FT%
5.7	1.2	0.9	0.8	.364	.875



**KEZZA GIFFA**  
6-1 | 175 | Sr. | Paris, France | Levallois Metropolitans 92

PTS	REB	AST	S	FG%	FT%
7.0	1.3	1.5	0.9	.455	.828



**MAX SMITH**  
6-1 | 180 | Sr. | Austin, Texas | Anderson

PTS	REB	AST	S	FG%	FT%
1.6	0.2	0.0	0.2	.286	1.000



**PATTON PINKINS**  
6-5 | 200 | Fr. | Murfreesboro, Tenn. | Frenship

PTS	REB	AST	S	FG%	FT%
8.7	1.7	0.8	0.2	.509	.824



**ZACH DAY**  
6-5 | 195 | Fr. | Midland, Texas | Midland Christian

PTS	REB	AST	S	FG%	FT%
1.0	0.8	0.3	0.3	.188	.500



**AUGUSTO CASSIA**  
6-8 | 225 | Jr. | Salvador, Bahia, Brazil | NBA Global Academy | Butler

PTS	REB	AST	S	FG%	FT%
2.6	1.6	0.4	0.4	.543	.833

LAST GAME: 2 pts., 1 reb., 2 blk., 14 min.

NOTES: Leads team in PPG and RPG ... 4 dbl-dbls this season ... Preseason 2nd SEC team by coaches, 3rd media ... Started all 36 games for OM in 24-25 ... Led team in reb. in 24-25 (5.7 RPG), 3rd in scoring (10.8 PPG) ... Career-high 19 REB in win at No. 4 Ala. last year ... Spent 22-23 at Vandy, 23-24 at Belmont.

LAST GAME: 5 pts., 5 reb., 1 stl., 16 min.

NOTES: Two years at LSU, redshirt in 23-24, 26 GP and 19 GS in 24-25 ... 6.1 PPG, 6.6 RPG, and 1.2 BPG in 20.1 MPG in 24-25 ... Season-best 18 rebounds against Alabama last year ... Four-star recruit in 2023, ranked as high as No. 75 by 247.

LAST GAME: 18 pts., 5 reb., 4 ast., 1 stl., 32 min.

NOTES: Season-best 27 pts. in win at #21 UGA 1/14 ... Preseason list for Wooden Award & Naismith Trophy in 24-25 ... 5.8 PPG in 15.3 MPG last year at Kansas ... All-Big Ten 2nd team in 23-24 at Wisconsin (16.8 PPG, 43.4 FG%) ... All-Freshman Big East at St. John's in 22-23.

LAST GAME: 2 min.

NOTES: Injured after 2 games in 24-25 at Louisville ... Spent previous 2 seasons at Washington ... 2024 Pac-12 Sixth Man of the Year ... 11.1 PPG, 2.2 RPG, 2.7 APG in 23-24 ... 29 GP as freshman in 22-23, 6.8 PPG, 1.8 APG ... No. 1 in state of WA class of 22.

LAST GAME: 3 reb., 1 blk., 14 min.

NOTES: Played in all 35 games in 24-25 at Louisville, starting in 31 ... 7.1 PPG, 6.1 RPG, 75.5 FG% in 24-25 ... 79 dunks in 24-25, 3rd in Louisville history ... 35 GP at Charleston in 23-24, 5 PPG, 3.4 RPG, 79.2 FG%, 16 MPG ... 2024 CAA All-Rookie Team.

LAST GAME: DNP

NOTES: NCAA DII All-American at Ouachita Baptist in 24-25 ... 21.8 PPG, 11.0 RPG, 46.4 FG%, 17 dbl.dbl. in 24-25 ... Conference POY in 24-25 ... 15.1 PPG and 7.6 RPG in 23-24 at Holmes CC ... 24 GP, 9 PPG, 5 RPG freshman year at NE Miss. CC.

LAST GAME: 8 pts., 1 reb., 2 ast., 35 min.

NOTES: 1st year college player from France (22 years old) ... Most recently played for JDA Dijon (19.3 MPG, 8.7 PPG, 2.3 APG) ... 2023 FIBA U20 Eurobasket MVP after leading France to gold medal with 14 PPG, 3.4 APG and 2.6 SPG ... Played club basketball in France since 16.

LAST GAME: DNP

NOTES: Ranked as high as No. 30 in class of 2025 by Rivals ... Highest-rated recruit in Ole Miss history according to 247Sports ... 2025 McDonald's All-American (12 pts., 6 O-reb., 1 blk., 1 stl., 16 min.) ... 5th-best PF in class of '25 ... Consensus top-40 recruit.

LAST GAME: 1 ast., 1 stl., 8 min.

NOTES: One of 11 true freshmen to play in all of team's games in SEC in 24-25 ... 10 MPG, 1.4 PPG, 1.1 RPG in 24-25 ... 16 stl. and 7 blk. in 24-25 ... Team-best 48.1 3pt% in 24-25 (13-27) ... Trained with team in spring of 2024 ... Played for Brazil U19 at age of 17.

LAST GAME: DNP

NOTES: Consensus four-star prospect ... Ranked as high as No. 28 in class of 2025 by Rivals, and No. 9 PF ... No. 34 in nation, No. 7 PF and No. 3 player in state of Georgia in class (On3) ... Helped lead Wheeler HS to 29-3 record during his senior year.

LAST GAME: 15 pts., 2 reb., 23 min.

NOTES: Scored a career-best 21 points with 5 made threes vs. NC State on 12/21 ... 31 GP and 4 GS at Kentucky as fresh. in 24-25 ... No. 75 recruit in class of 2024 (Rivals) ... Finished HS career as all-time leading scorer in Ky. and 7th in nation all-time (MaxPreps).

LAST GAME: 3 ast., 8 min.

NOTES: 2 yrs. at High Point, over 1K points ... 2x all-conf. 1st Team ... Led HP to 29 wins in 24-25, 1st-ever conf. title and 1st-ever NCAAT bid ... 4.7 PPG, 2.5 RPG, 2.5 APG (24-25) ... 16.2 PPG, 2.9 RPG, 2.9 APG (23-24) ... Spent 1 year at Daytona St. and 1 at UTEP.

LAST GAME: DNP

NOTES: Suffered injury before 24-25 season and took redshirt ... Walk-on who graduated from Ole Miss in 2024, pursuing graduate degree ... At Anderson High School in Texas, averaged 24 points per game.

LAST GAME: 15 pts., 3 reb., 1 ast., 30 min.

NOTES: Hit GW tip-in to beat #21 UGA in Athens 1/14 ... Scored a career-high 25 points at Okla. on 9-11 shooting ... Ranked No. 78 in class of 2025 by Rivals ... No. 14 SG in class (247Sports) ... Four-star recruit (247Sports, Rivals, ESPN) ... Son of asst. coach Al Pinkins.

LAST GAME: 1 pts., 1 reb., 1 stl., 6 min.

NOTES: Earned scholarship with program this past summer ... Redshirted last season ... Averaged 24 points, 7.5 rebounds, and 2.1 assists per game during senior season at Midland Christian in Texas ... Helped lead his team to a state championship.

LAST GAME: 2 pts., 1 reb., 1 ast., 13 min.

NOTES: Played in 25 games at Butler over 2 seasons (limited due to injuries) ... 5.1 PPG, 3.1 RPG, 15.3 MPG, 10 GP ... Saw action in 15 games as freshman ... Played for Brazil in 2019 South American U17 Tournament ... Trained at NBA Academy Latin America.



## CAREER RECORD AS HEAD COACH (NCAA ALL DIVISIONS):

292-130 (.692 pct. / 14 seasons)

## CAREER RECORD AS HEAD COACH (NCAA DIVISION I):

226-105 (.683 pct. / 11 seasons)

## CAREER RECORD AS COLLEGIATE HEAD COACH (ALL NCAA DIVISIONS, NJCAA):

336-148 (.694 pct. / 16 seasons)



## COACHING HONORS

- 2015 Lone Star Conference Coach of the Year
- 2016 Sun Belt Conference Coach of the Year
- 2016 Sun Belt Conference Champion (regular season and tournament)
- 2018 Big 12 Coach of the Year
- 2019 AP National Coach of the Year
- 2019 Big 12 Coach of the Year
- 2019 Big 12 Regular Season Co-Champion
- 2019 NCAA Tournament Runner-Up
- 2025 Jim Phelan National Coach of the Year

## COACHING CAREER

Season	School	Position	Record/Postseason
1995-96	Incarnate Word	Graduate Assistant	20-9
1996-97	Abilene Christian	Assistant Coach	15-12
1997-98	North Texas	Assistant Coach	5-21
1998-99	North Texas	Assistant Coach	4-12
1999-2000	Fort Scott CC	Head Coach	19-12/NJCAA Regional
2000-01	Seminole State College	Head Coach	25-6
2001-02	Texas Tech	Assistant Coach	23-9/NCAA Round of 64
2002-03	Texas Tech	Assistant Coach	22-13/NIT Third Place
2003-04	Texas Tech	Assistant Coach	23-11/NCAA Round of 32
2004-05	Texas Tech	Assistant Coach	22-11/NCAA Sweet 16
2005-06	Texas Tech	Assistant Coach	15-17
2006-07	Texas Tech	Assistant Coach	21-13/NCAA Round of 64
2007-08	Texas Tech	Assistant Coach	16-15
2008-09	Texas Tech	Associate Head Coach	14-19
2009-10	Texas Tech	Associate Head Coach	19-16/NIT Quarterfinals
2010-11	Texas Tech	Associate Head Coach	13-19
2011-12	S.C. Warriors (ABA)	Head Coach	29-2
2012-13	McMurry	Head Coach	19-10/NCAA Central Regional
2013-14	Angelo State	Head Coach	19-9
2014-15	Angelo State	Head Coach	28-6/NCAA DII Sweet 16
2015-16	Little Rock	Head Coach	30-5/NCAA Round of 32
2016-17	Texas Tech	Head Coach	18-14
2017-18	Texas Tech	Head Coach	27-10/NCAA Elite Eight
2018-19	Texas Tech	Head Coach	31-7/NCAA Runner-Up
2019-20	Texas Tech	Head Coach	18-13/no postseason(COVID)
2020-21	Texas Tech	Head Coach	18-11/NCAA Round of 32
2021-22	Texas	Head Coach	22-12/NCAA Round of 32
2022-23	Texas	Head Coach	7-1
2023-24	Ole Miss	Head Coach	20-12
2024-25	Ole Miss	Head Coach	24-11/NCAA Sweet 16
2025-26	Ole Miss	Head Coach	11-8

**EDUCATION:** Bachelor's (1995) - University of Texas

## FASTBREAK FACTS ON CHRIS BEARD

- Named the 23rd head men's basketball coach at Ole Miss on March 13, 2023
- Led the program to their second-ever Sweet 16 appearance in the 2025 NCAA Tournament, after defeating UNC and Iowa State
- Named the 2025 Jim Phelan National Coach of the Year for his efforts guiding Ole Miss to the Sweet 16
- One of two active SEC coaches to win 20 or more games in each of their first two seasons
- Guided Ole Miss to 20 wins in first year, tying the program record with a 13-game win streak
- Has led four different programs to the NCAA Tournament since 2016
- 2019 AP National Coach of the Year
- Guided Texas Tech to the 2019 National Championship Game
- Owns a 69.2% win-percentage as an NCAA head coach
- Has an all-time record of 13-6 at the NCAA Tournament, including a 6-0 record in the opening round
- A four-time conference coach of the year award winner
- Top-10 nationally ranked recruiting classes in 2022 (No. 8, Texas), 2020 (No. 7, Texas Tech), and 2018 (No. 8, Texas Tech), according to Rivals.com
- 2015-16 Sun Belt Regular Season and Tournament Champions at Little Rock
- Upset No. 5 seed Purdue in first round of the 2016 NCAA Tournament in double overtime with Little Rock
- Spent seven seasons as an assistant under Hall of Fame coach Bob Knight at Texas Tech
- Has three daughters: Avery, Ella, and Margo

\*Coach Beard's full bio can be found on [OleMissSports.com](https://olemisssports.com)



### SERIES HISTORY VS. KENTUCKY

#### LAST 10 GAMES

Date	Result	Location
02-04-2025	W, 98-84	Oxford, Miss.
02-13-24	L, 63-75	Lexington, Ky.
01-31-23	L, 66-75	Oxford, Miss.
03-01-22	L, 72-83	Lexington, Ky.
03-02-21	W, 70-62	Oxford, Miss.
02-15-20	L, 62-67	Lexington, Ky.
03-05-19	L, 76-80	Oxford, Miss.
02-28-18	L, 78-96	Lexington, Ky.
12-29-16	L, 76-99	Oxford, Miss.
01-02-16	L, 61-83	Lexington, Ky.

#### SERIES NOTES

**All-Time:** Kentucky leads, 111-15  
**In Lexington:** Kentucky leads, 59-2  
**In Oxford:** Kentucky leads, 31-12  
**Neutral Site:** Kentucky leads, 21-1  
**In OT:** Kentucky leads, 1-0  
**Last 10:** Kentucky leads, 8-2  
**Under Chris Beard:** Tied, 1-1

- Otega Oweh (Kentucky): 24 points, six rebounds, one assist.

#### SCOUTING THE WILDCATS

Kentucky enters this game with a season record of 13-6, going 4-2 to begin SEC action. They picked up non-conference wins over Indiana and St. John's, and have recently won four games in a row over Mississippi State, LSU, Tennessee, and Texas. The Wildcats currently sit in fifth in the SEC standings, and are earning votes in both the AP and Coaches Poll. They rank 31st in the most recent NET Rankings and 25th in KenPom.

Returning guard Otega Oweh paces Kentucky offensively with a clip of 15.7 points per game, while Malachi Moreno leads them in rebounding with an average of 6.3 per game. On the defensive end, Moreno leads the charge down low with 1.6 blocks per game, as Oweh averages a team-high 2.0 steals per contest.

#### Notable NCAA Team Statistical Rankings:

- Fastbreak points: 18.3, 9th
- Assist-to-turnover ratio: 1.68, 20th
- Bench points per game: 31.8, 33rd
- Turnovers per game: 10.2, 39th
- Scoring margin: +12.4, 42nd
- Three-point defensive percentage: 30.1, 42nd

Mark Pope is in his second season at Kentucky and 11th overall as an NCAA head coach. He guided the Wildcats to 24 wins and a Sweet 16 run at the NCAA Tournament in his first season. At BYU, he won 20 or more games in four of his five seasons, including a 23-win campaign and NCAA Tournament birth in BYU's first year as a member of the Big 12 conference in 2024. Prior to his time with BYU, Pope was the head coach of Utah Valley for four seasons, guiding them to 23 and 25 wins in his last two seasons. Pope was a second-round draft pick out of Kentucky, playing for the Indiana Pacers, Milwaukee Bucks, and Denver Nuggets as a forward.

#### "SAFETY FIRST, THEN TEAMWORK"

In their 19 games this season, Ole Miss has had 10 or less turnovers in 11 contests, including each of their six SEC games. Their season average of 9.9 turnovers per game is the 30th-best mark in the nation and third in the conference, while their clip of 7.3 per game is the best in the SEC during conference play.

After finishing last year with an average of 9.0 turnovers per game and setting a new school record, their current average would rank second, just ahead of Chris Beard's first season in Oxford, giving him the three-best marks in school history.

### SERIES HISTORY VS. KENTUCKY

A battle that has gone Kentucky's way for a majority of history, Ole Miss began the series winning two of the first three matchups from 1925 to 1928. The Wildcats lead 111-15 all time, and have won 59 of 61 games played in Lexington. Last season, the Rebels took down the ranked Wildcats in a statement win 98-84.

#### LAST MEETING: FEBRUARY 4, 2025 (W, 98-84, OXFORD, MISS.)

- A ranked matchup in the SJB Pavilion, Ole Miss stormed out the gates and led by 23 at the half. The Rebels would finish with 24 assists and just one turnover, eventually tying their largest margin of victory over Kentucky during the SEC era.
- Matthew Murrell (Ole Miss): 24 points, six made 3PFG, five rebounds, three assists, one steal.
- Jaylen Murray (Ole Miss): 15 points, three rebounds, 10 assists.

### BY THE NUMBERS

- Overall. . . . . 11-8
- SEC Games . . . . . 3-3
- Streak . . . . . 1-1
- Overtime . . . . . 0-0
- Home Overall (SEC) . . . . . 7-3 (1-2)
- Road Overall (SEC) . . . . . 2-2 (2-1)
- Neutral Games. . . . . 2-3
- vs. Ranked Opponents. . . . . 1-2

- Day Games . . . . . 2-2
- Night Games (6 p.m. or later local) . . . . . 9-6
- November Games . . . . . 5-2
- December Games . . . . . 3-3
- January Games . . . . . 3-3
- February Games . . . . . 0-0
- March Games . . . . . 0-0

- Monday Games . . . . . 1-0
- Tuesday Games . . . . . 2-3
- Wednesday Games. . . . . 2-2
- Thursday Games . . . . . 0-0
- Friday Games. . . . . 2-0
- Saturday Games . . . . . 3-2
- Sunday Games. . . . . 1-1

- Red Jerseys. . . . . 3-1
- Navy Jerseys . . . . . 0-1
- White Jerseys. . . . . 7-3
- White Throwback Jerseys. . . . . 1-1
- Powder Blue Jerseys . . . . . 0-2

### REBELS RECORD WHEN...

- Leading at the half . . . . . 9-0
- Tied at the half . . . . . 0-2
- Behind at the half . . . . . 2-6

- Scores 90 points or more . . . . . 1-0
- Scores 80-89 points . . . . . 5-1
- Scores 70-79 points . . . . . 4-2
- Scores less than 70 points . . . . . 1-5

- Out-rebounds opponent . . . . . 5-1
- Out-rebounded by opponent . . . . . 6-7
- Ties opponents in rebounds . . . . . 0-0

- Shoots 50 percent or better . . . . . 4-2
- Shoots between 40-49 percent . . . . . 7-1
- Shoots under 40 percent . . . . . 0-5

- Shoots 40 percent or better from 3-pt. . . . . 5-1
- Shoots between 30-39 percent from 3-pt. . . . . 2-4
- Shoots under 30 percent from 3-pt. . . . . 4-3

- Shoots 70 percent or better from FT line . . . . . 8-7
- Shoots 60-69 percent from FT line . . . . . 3-1
- Shoots under 60 percent from FT line. . . . . 0-0

- Opp. shoots 50 percent or better . . . . . 0-3
- Opp. shoots 40-49 percent . . . . . 5-4
- Opp. shoots under 40 percent . . . . . 6-1

- Opp. shoots 40 percent or better from 3-pt. . . . . 2-4
- Opp. shoots between 30-39 percent from 3-pt. . . . . 2-2
- Opp. shoots under 30 percent from 3-pt. . . . . 7-2

- Commits 15 turnovers or more . . . . . 0-2
- Commits less than 15 turnovers . . . . . 11-6

- Forces 15 turnovers or more . . . . . 1-3
- Forces less than 15 turnovers . . . . . 10-5

- Has less (or same) turnovers than opp. . . . . 9-7
- Has more turnovers than opponent . . . . . 2-1

## BY THE NUMBERS (UNDER BEARD)

- Overall ..... 55-32
- SEC Games ..... 20-22
- Streak ..... L1
- Overtime ..... 1-1
- Home Overall (SEC) ..... 33-10 (12-9)
- Road Overall (SEC) ..... 11-15 (8-13)
- Neutral Games ..... 11-7
- vs. Ranked Opponents ..... 5-19
- Day Games ..... 17-15
- Night Games (6 p.m. or later local) ..... 38-17
- November Games ..... 17-3
- December Games ..... 15-4
- January Games ..... 13-9
- February Games ..... 4-10
- March Games ..... 6-6
- Monday Games ..... 3-0
- Tuesday Games ..... 12-6
- Wednesday Games ..... 9-7
- Thursday Games ..... 3-1
- Friday Games ..... 6-3
- Saturday Games ..... 18-14
- Sunday Games ..... 4-1
- Red Jerseys ..... 12-9
- Navy Jerseys ..... 0-7
- White Jerseys ..... 36-7
- White Throwback Jerseys ..... 3-2
- Powder Blue Jerseys ..... 4-7

## REBELS' RECORD WHEN... (UNDER BEARD)

- Leading at the half ..... 41-5
- Tied at the half ..... 2-1
- Behind at the half ..... 12-26
- Scores 90 points or more ..... 8-0
- Scores 80-89 points ..... 16-5
- Scores 70-79 points ..... 25-13
- Scores less than 70 points ..... 6-14
- Out-rebounds opponent ..... 24-3
- Out-rebounded by opponent ..... 4-28
- Ties opponents in rebounds ..... 0-1
- Shoots 50 percent or better ..... 17-4
- Shoots between 40-49 percent ..... 32-12
- Shoots under 40 percent ..... 6-16
- Shoots 40 percent or better from 3-pt. .... 27-4
- Shoots between 30-39 percent from 3-pt. .... 15-15
- Shoots under 30 percent from 3-pt. .... 13-14
- Shoots 70 percent or better from FT line. .... 41-25
- Shoots 60-69 percent from FT line. .... 13-3
- Shoots under 60 percent from FT line. .... 1-4
- Opp. shoots 50 percent or better ..... 4-12
- Opp. shoots 40-49 percent ..... 29-17
- Opp. shoots under 40 percent ..... 22-3
- Opp. shoots 40 percent or better from 3-pt. .... 10-15
- Opp. shoots between 30-39% from 3-pt. .... 19-10
- Opp. shoots under 30 percent from 3-pt. .... 26-7
- Commits 15 turnovers or more ..... 3-4
- Commits less than 15 turnovers ..... 52-28
- Forces 15 turnovers or more ..... 20-10
- Forces less than 15 turnovers ..... 35-22
- Has less (or same) turnovers than opp. .... 45-25
- Has more turnovers than opponent ..... 10-7

## I THOUGHT I TOLD YA, I'M A STARR

A key component in the consecutive SEC wins over Missouri, No. 21 Georgia, and Mississippi State was senior guard **AJ Storr**. In a home game with Mizzou, Storr caught fire early, knocking down four three-point shots in the first half before finishing with a then season-best 26 points. He followed that up with a strong game on the road at No. 21 Georgia, scoring 18 points in the second half and overtime period combined to finish with a season-best 27 points and eight rebounds, adding three steals on defense. Storr helped Ole Miss come out on top of a battle in Starkville with 17 points before scoring a team-high 18 against Auburn. Over the past four games, Storr is averaging 22.0 points.

## AS SWEET AS SUGAR

Heading into hostile territory against a ranked opponent, Ole Miss entered Stegeman Coliseum on January 14 to take on the No. 21 Georgia Bulldogs, a facility that had the longest active win streak in the SEC against unranked foes. Trailing by five at the half, the Rebels continued to scrap with the top-ranked scoring offense in all of college basketball, keeping pace behind 16 second-half points from **AJ Storr** and 14 from **Travis Perry**. Trailing by four with under a minute to play, Storr cut the deficit to two, 87-85 with 38 seconds remaining. Following a missed layup from the Bulldogs, Storr collected the rebound and drove the length of the floor for a bucket to force overtime.

With 18 seconds left in OT, Storr dropped in a quick layup off an inbound pass to go up 95-94. The home team would go 1-2 on the other end of the floor from the free throw line, before a missed floater from Storr was batted to **Patton Pinkins**, who tipped in the rebound as the clock hit zeros for a game-winning score. The 97 points from Ole Miss marked the most scored against a ranked opponent on the road in school history.

## TIGER TAMER

Ole Miss picked up their first conference victory with a 76-69 victory over Missouri in the SJB Pavilion on January 10. The Rebels survived an early onslaught of threes from the Tigers, overcoming a 10-point deficit in the first half to eventually win by seven. Coming off the bench, **AJ Storr** played 33 minutes and scored a game-high 26 points while grabbing five rebounds with zero turnovers. Ole Miss got another elite performance from forward **Malik Dia**, who recorded yet another double-double with 21 points and 11 boards, adding a steal and three blocks on the defensive end.

## MALIK DIA-DIA

Entering this season with four career double-doubles, senior forward **Malik Dia** has matched that total number this year, hitting the milestone against St. John's, NC State, Alcorn State, and Missouri. Each of those double-doubles has come over the past 11 games alone.

## THA BLOCK IS HOT

A strong defense has been a staple for Ole Miss under head coach **Chris Beard**, and this year's team has used their length and athleticism to average 4.8 blocks per game, the 35th-best mark in the nation. They have been led by forward **James Scott**, who's average of 1.4 blocks per contest ranks among the top 10 among SEC programs. Thirteen different players have recorded a block paced by Scott's 24, 21 from **Malik Dia**, and 19 from **Corey Chest**.

## PATTON PINKINS PHRESHMAN PHENOM

In the team's SEC opener at Oklahoma, freshman guard **Patton Pinkins** scored a career-best 25 points on an impressive 9-11 (.818) shooting while draining four three pointers. His game-high 25 points were the most for a freshman at Ole Miss since November 2022, when Amaree Abram score 26 against Stanford. Pinkins has also hit game-winning shots in an overtime win at No. 21 Georgia, and in hostile territory at Mississippi State this season.

## COMPARING THE TEAMS

Statistic	Ole Miss	Kentucky
Scoring Offense	75.5	<b>82.9</b>
Scoring Defense	71.2	<b>70.2</b>
Scoring Margin	+4.3	<b>+12.8</b>
Field Goal Pct.	.447	<b>.481</b>
Opp. Field Goal Pct.	.421	<b>.416</b>
3-Point Pct.	.343	<b>.349</b>
Opp. 3-Point Pct.	.333	<b>.309</b>
Free Throw Pct.	<b>.745</b>	.726
Rebounds Per Game	35.4	<b>38.1</b>
Opp. Rebounds Per Game	35.9	<b>32.8</b>
Rebound Margin	-0.5	<b>+5.3</b>
Assists Per Game	14.0	<b>17.3</b>
Turnovers Per Game	<b>9.9</b>	10.3
Opp. Turnovers Per Game	<b>12.0</b>	11.9
Turnover Margin	<b>+2.1</b>	+1.7
Steals Per Game	6.9	<b>7.8</b>
Blocks Per Game	<b>4.8</b>	4.4



### GAME-BY-GAME SPECIALTY STATS (OLE MISS/OPPONENT)

POINTS	DOUBLE-DIGITS PTS
Storr - 8	Dia - 14
Dia - 6	Storr - 14
Kamardine - 3	Kamardine - 11
Perry - 2	Pinkins - 8
Pinkins - 2	Giffa - 7
Giffa - 1	Perry - 4
	Klafke - 1
	Scott - 1

<b>REBOUNDS</b>	
Dia - 13	
Chest - 5	
Scott - 4	
Kamardine - 2	
Storr - 1	

<b>ASSISTS</b> Kamardine - 14 Giffa - 4 Johnson - 3 Storr - 3 Klafke - 2 Chest - 1 Perry - 1 Pinkins - 1	<b>DOUBLE-DIGIT ASTS</b> --  <b>DOUBLE-DOUBLES</b> Dia - 4
----------------------------------------------------------------------------------------------------------------------------------	------------------------------------------------------------------------

Opponent	Date	Result	Paint	Off TO	2nd Chance	FB	Bench
SE Louisiana	11/3	W, 88-58	34/20	13/11	10/7	14/4	29/27
Louisiana Monroe	11/7	W, 86-65	26/16	24/17	15/7	13/19	37/13
Memphis	11/11	W, 83-77	22/30	7/9	10/6	2/9	16/28
CSU Bakersfield	11/14	W, 82-60	38/28	17/4	18/11	14/8	31/17
Austin Peay	11/18	W, 72-65	28/30	8/16	18/16	8/12	20/11
Iowa	11/25	L, 69-74	26/28	8/13	11/18	4/0	14/11
Utah	11/26	L, 74-75	40/26	9/12	11/4	5/8	23/12
Miami	12/2	L, 66-75	18/28	19/9	16/16	5/11	32/12
St. John's	12/6	L, 58-63	34/24	11/20	10/18	0/13	38/19
Southern Miss	12/13	W, 71-67	30/34	17/12	7/10	22/19	29/6
Alabama A&M	12/17	W, 80-66	34/18	14/9	7/9	10/5	17/17
NC State	12/21	L, 62-76	22/28	25/17	4/12	12/5	20/19
Alcorn State	12/29	W, 79-43	36/16	14/11	13/7	13/6	44/4
Oklahoma	1/3	L, 70-86	18/36	10/8	11/14	5/2	33/17
Arkansas	1/7	L, 87-94	28/34	12/17	6/14	9/8	28/31
Missouri	1/10	W, 76-69	24/34	18/9	11/8	4/6	41/10
Georgia	1/14	W, 97-95 (OT)	32/20	16/9	15/16	19/16	60/27
Mississippi State	1/17	W, 68-67	34/36	8/2	9/14	3/7	30/29
Auburn	1/20	L, 66-78	14/38	11/10	11/15	6/11	41/7
Kentucky	1/24						
Vanderbilt	1/31						
Tennessee	2/3						
Texas	2/7						
Alabama	2/11						
Mississippi State	2/14						
Texas A&M	2/18						
Florida	2/21						
LSU	2/25						
Auburn	2/28						
Vanderbilt	3/4						
South Carolina	3/7						
Totals			538/524	261/215	213/222	168/169	583/317

## TEAM RANKINGS (NCAA TOP-100)

	NCAA	SEC	Category
Ole Miss	30	3	TO/Game (9.9)
Ole Miss	35	6	Blocks/Game (4.8)
Ole Miss	40	5	Bench Pts./Game (30.1)
Ole Miss	74	5	TO Margin (+2.1)
Ole Miss	78	8	Ast.-TO Ratio (1.41)
Ole Miss	92	10	FG% Defense (42.1)
Ole Miss	93	8	FT% (74.5)

## INDIVIDUAL RANKINGS (NCAA TOP-100)

	Rank	Category
Dia	99	Double-Doubles (4)

### INDIVIDUAL RANKINGS (SEC TOP-10)

	Rank	Category
Kamardine	7	Assists/Game (4.1)
Giffa	10	FT% (82.8)

### GAME-BY-GAME LEAD/DEFICIT

Opponent	Date	Result	Largest Lead	Largest Deficit	Time Led	Time Trailed	Time Tied
SE Louisiana	11/3	W, 88-58	30 (2nd, 00:18)	5 (1st, 06:59)	26:51	12:48	0:21
La. Monroe	11/7	W, 86-65	31 (2nd, 08:39)	--	38:56	0:00	1:04
Memphis	11/11	W, 83-77	11 (2nd, 07:37)	5 (1st, 15:20)	32:25	4:26	3:09
CSU Bakersfield	11/14	W, 82-60	25 (2nd, 02:34)	1 (1st, 18:34)	38:41	0:51	0:28
Austin Peay	11/18	W, 72-65	17 (2nd, 14:02)	--	38:40	0:00	1:15
Iowa	11/25	L, 69-74	4 (1st, 05:07)	8 (2nd, 00:24)	3:13	31:08	5:39
Utah	11/26	L, 74-75	4 (1st, 12:04)	14 (2nd, 15:37)	10:48	23:17	5:51
Miami	12/2	L, 66-75	2 (1st, 14:36)	19 (2nd, 18:27)	3:57	34:26	1:35
St. John's	12/6	L, 58-63	3 (1st, 14:53)	15 (1st, 3:59)	1:14	35:43	3:03
Southern Miss	12/13	W, 71-67	10 (1st, 6:37)	5 (2nd, 11:17)	29:24	6:06	4:29
Alabama A&M	12/17	W, 80-66	22 (2nd, 8:10)	--	39:16	0:00	0:44
NC State	12/21	L, 62-76	3 (1st, 19:29)	28 (2nd, 13:47)	1:21	36:43	--
Alcorn State	12/29	W, 79-43	40 (2nd, 2:28)	8 (1st, 17:31)	31:35	6:38	1:31
Oklahoma	1/3	L, 70-86	4 (1st, 14:14)	16 (2nd, 0:21)	5:27	32:16	2:17
Arkansas	1/7	L, 87-94	2 (1st, 15:36)	16 (2nd, 7:02)	0:21	37:25	2:02
Missouri	1/10	W, 76-69	7 (2nd, 00:03)	10 (1st, 12:19)	20:40	16:54	2:25
Georgia	1/14	W, 97-95 (OT)	10 (1st, 10:50)	6 (2nd, 18:16)	13:42	23:25	7:54
Mississippi State	1/17	W, 68-67	5 (2nd, 2:14)	11 (1st, 9:24)	13:16	23:03	3:42
Auburn	1/20	L, 66-78	3 (1st, 18:36)	13 (2nd, 6:24)	1:42	34:30	3:48
Kentucky	1/24						
Vanderbilt	1/31						
Tennessee	2/3						
Texas	2/7						
Alabama	2/11						
Mississippi State	2/14						
Texas A&M	2/18						
Florida	2/21						
LSU	2/25						
Auburn	2/28						
Vanderbilt	3/4						
South Carolina	3/7						

## AP TOP-25 • JANUARY 19

Rk	Team (1st)	Rec	Pts	Prev
1	Arizona (61)	18-0	1525	1
2	UConn	18-1	1419	3
3	Michigan	16-1	1377	4
4	Purdue	17-1	1318	5
5	Duke	17-1	1296	6
6	Houston	17-1	1217	7
7	Nebraska	18-0	1207	8
8	Gonzaga	19-1	1103	9
9	Iowa State	16-2	1001	2
10	Michigan State	16-2	998	12
11	Illinois	15-3	893	13
12	Texas Tech	14-4	805	15
13	BYU	16-2	791	11
14	Virginia	16-2	713	16
15	Vanderbilt	16-2	656	10
16	Florida	13-5	651	19
17	Alabama	13-5	571	18
18	Clemson	16-3	449	22
19	Kansas	13-5	305	NR
20	Arkansas	13-5	298	17
21	Georgia	15-3	263	21
22	North Carolina	14-4	220	14
23	Louisville	13-5	195	20
24	Saint Louis	17-1	187	NR
25	Miami (OH)	19-0	99	NR

**Others receiving votes:** Wisconsin 64, St. John's 64, Iowa 30, Kentucky 27, Tennessee 20, Utah 15, UCF 14, Miami 10, George Mason 10, Saint Mary's 5, SMU 3, Villanova 3, Texas A&M 2, NC State 1

## USA TODAY COACHES TOP-25 • JANUARY 19

Rk	Team, Record	Pts	1st	Prev
1	Arizona, 18-0	775	31	1
2	Michigan, 16-1	710	0	3
3	UConn, 18-1	693	0	4
4	Purdue, 17-1	665	0	5
5	Duke, 17-1	653	0	6
6	Houston, 17-1	629	0	7
7	Nebraska, 18-0	598	0	10
8	Gonzaga, 19-1	581	0	9
9	Iowa State, 16-2	497	0	2
10	Michigan State, 16-2	489	0	12
11	Illinois, 15-3	447	0	13
12	Texas Tech, 14-4	418	0	14
13	BYU, 16-2	412	0	11
14	Vanderbilt, 16-2	352	0	8
15	Virginia, 16-2	350	0	16
16	Florida, 13-5	284	0	20
17	Alabama, 13-5	275	0	18
18	Clemson, 16-3	262	0	21
19	Kansas, 13-5	181	0	25
20	Arkansas, 13-5	173	0	17
21	Louisville, 13-5	117	0	19
22	Georgia, 15-3	110	0	22
23	Saint Louis, 17-1	100	0	NR
24	North Carolina, 14-4	90	0	15
25	St. John's, 13-5	54	0	NR

**Others receiving votes:** Iowa 52; Wisconsin 20; Miami (OH) 19; Utah State 14; Villanova 10; Tennessee 10; Saint Mary's 9; Miami (FL) 8; Texas A&M 5; Kentucky 5; SMU 4; Seton Hall 2; UCF 1; George Mason 1

## NON-CONFERENCE CLOSER

In their final game before SEC action, Ole Miss hosted Alcorn State on December 29, picking up a dominating 79-43 victory. Their success stemmed from impressive rebounding, posting a margin of +25 for the first time since 2008, led by **Malik Dia** and **James Scott** with 11 rebounds, and **Corey Chest** with 10. It had been nearly a decade since the Rebels had a trio of players with 10+ boards in a single game.

Paired with their 11 rebounds, both Dia and Scott posted double-doubles as well, marking the first time Ole Miss had two double-doubles in a single game since 2021. For Dia, that was his third double-double of the season, all of which occurred in a five-game stretch, and second in a row. He became the latest Ole Miss player to record double-doubles in back-to-back games since Sebastian Saiz in 2017. After beginning the season with an average of 4.8 rebounds per contest over the first six games of the season, Dia averaged 9.0 per game over the final seven in non-conference action.

## SHAKE, RATTLE, AND WIN

For the first time since 2004, Ole Miss traveled down to Tupelo, Mississippi for a game, taking on Alabama A&M in Cadence Bank Arena. The Rebels jumped out to an early lead and never looked back, leading by 15 at the half before winning 80-66. **Malik Dia** set a new high for his Ole Miss career with 27 points while grabbing seven rebounds and blocking two shots. **Ilias Kamardine** ran an efficient offense at point guard, dishing out eight assists with just one turnover. As a team, the Rebels set a new season-high by shooting 54.0 percent from the floor.

## 50 VICTORIES

With an Ole Miss win over Southern Miss on Saturday, December 13, head coach **Chris Beard** picked up his 50th win at the helm in Oxford. He became the 13th coach to win 50 games at Ole Miss, the fifth coach to reach that mark in their third season, and the third-fastest to 50 in school history.

## "WHEN IT'S TIME TO EAT A MEAL, I ROB AND STEAL"

In a heated road battle in Madison Square Garden with St. John's, **Kezza Giffa** played a key part in the Ole Miss second-half comeback attempt. On the floor for 17 of the final 20 minutes of action, Giffa helped keep one of the nation's best offenses at bay, collecting six steals to bring his game total to seven. He became one of 11 Rebels all-time to grab seven or more steals in a game, tying him for the fifth-most in school history. It was the most steals for an Ole Miss player in a single game since Matthew Murrell had seven as well against Grambling State on November 8, 2024.

## BLACKJACK

For the third season in a row, the Ole Miss Rebels traveled down to Biloxi, Mississippi to take on Southern Miss in the Mississippi Coast Coliseum. Holding a narrow lead at halftime, 31-29, guard **AJ Storr** helped fuel a second-half surge where the team shot 63.6 percent from the field, their second-best shooting performance in a half this season. The senior guard finished with a season-best eight made shots and a game-high 21 points while adding three offensive rebounds, and a pair of steals.

The Ole Miss bench outscored Southern Miss 29-6, led by 13 points from **Kezza Giffa** and 12 from **Patton Pinkins**. For the third game in a row, the Ole Miss defense had 10 or more steals, led by Giffa with three.

## ONE LAST GOODBYE TO THE TAD PAD

Nearly 60 years ago, the C.M. "Tad" Smith Coliseum opened its doors for the first Ole Miss basketball game, when they hosted Kentucky on February 21, 1966. Decades of memories and historic moments later, what was thought to be the final game in the arena was played on December 22, 2015 as the Rebels defeated Troy in a thrilling overtime victory. With the hiring of current head coach **Chris Beard** came the throwback games, as Ole Miss has since played

## SEC STANDINGS

School	SEC	Overall
Texas A&M	5-1	15-4
Florida	5-1	14-5
Georgia	4-2	16-3
Arkansas	4-2	14-5
Kentucky	4-2	13-6
Alabama	3-2	13-5
Vanderbilt	3-3	16-3
Missouri	3-3	13-6
Auburn	3-3	12-7
Ole Miss	3-3	11-8
Tennessee	2-3	12-6
South Carolina	2-4	11-8
Texas	2-4	11-8
Mississippi State	2-4	10-9
LSU	1-5	13-6
Oklahoma	1-5	11-8



a pair of games in the former arena still standing on campus. However, the University announced in the fall of 2025 that the coliseum would be demolished in 2026, opening the door for one final game in the Tad Pad early in the 2025-26 season.

Hosting Cal State Bakersfield, Ole Miss earned one final victory in front of a capacity sellout crowd, defeating the Roadrunners 82-60.

### "WHOO!" THERE IT IS

Ole Miss defended their home court to move to 3-0 on the new season in a tough matchup, taking down Memphis 83-77 in front of a raucous crowd. While the two would go back-and-forth to begin the matchup, the Tigers held their final lead midway through the first half as Ole Miss stepped in front and held the visitors at bay.

Newcomer **Ilias Kamardine** continued to dazzle and impress, as he paced the Rebels with 26 points by going 11-14 from the field, knocking down a trio of three pointers while adding four rebounds, four assists and a block and steal on defense. Senior guard **Kezza Giffa** made his first start of the season and took advantage of his opportunity with 15 points while dishing out five assists with zero turnovers.

The win gave Ole Miss a win in six of the last nine meetings with Memphis, while the Rebels have won five straight games when playing in Oxford.

### CONVINCING OPENER

One of the most anticipated seasons in program history got off to a great start, as Ole Miss took down Southeastern Louisiana in their opener 88-58 on Monday, November 3. The Rebels out-rebounded the Lions 44 to 26, posting their best rebound margin of +18 under head coach **Chris Beard**. The team was paced offensively by **Malik Dia**, who scored 20 points with four rebounds, an assist, and two steals.

In his Ole Miss debut, **AJ Storr** dropped 18 points while going 4-5 from beyond the arc, adding six rebounds and four assists. His 18 were the most for a Rebel debut in a season opener since 2016, when Deandre Burnett scored 23 vs. UT Martin.

International guard **Ilias Kamardine** flashed his skill on both ends of the floor in his first college game, scoring 13 points with three boards, four assists, and a pair of steals. **James Scott** led the team on the boards with nine while blocking three shots (eighth career game with 3 or more blocks), while **Kezza Giffa** came off the bench and added 12 points in just 15 minutes.

### KEEP THE FUTURE BRIGHT

The Ole Miss men's basketball program recently welcomed two signees to their 2026 recruiting class, adding small forward Jaron Saulsberry and combo guard Yohance Connor.

Saulsberry will come to Oxford from Marietta, Georgia and Wheeler High School, and is ranked as a top-10 player in his home state by both ESPN and 247Sports. A 6'6" four-star recruit, he is ranked as the No. 28 small forward in the class of 2026.

Hailing from Charlotte, N.C., Connor ranks among the best in his state, tabbed the No. 3 player in North Carolina by 247Sports and No. 5 by Rivals. He is listed as a four-star recruit by ESPN and 247Sports, and ranked as the No. 5 combo guard in the class of 2026 by Rivals.

### 'CAUSE I PROVIDE, THAT NEW NEW

After returning three starters and six letterwinners a year ago, head coach **Chris Beard** and staff were tasked with reloading an Ole Miss team that saw 11 letterwinners and all but one starter depart this past offseason. They delivered, bringing in a handful of top recruits in the 2025 freshman class, while adding a plethora of talent in the transfer portal. A recruiting class ranked as high as No. 14 in the nation and a transfer class ranked as high as No. 19, Ole Miss has retooled with length, athleticism, shooting ability, and much more to fuel the upward trajectory the program has seen in the past two seasons under Beard.

## SUPERLATIVES

### BIGGEST OLE MISS LEAD:

40, vs. Alcorn State (12-29-25)

### BIGGEST OLE MISS DEFICIT:

28, vs. vs. NC State (12-21-25)

### BIGGEST OLE MISS LEAD IN A LOSS:

4 3x, MR: vs. Oklahoma (1-3-26)

### BIGGEST OLE MISS DEFICIT IN A WIN:

10, vs. Missouri (1-10-26)

### BIGGEST OLE MISS HALFTIME LEAD:

19, vs. Louisiana Monroe (11-7-25)

### BIGGEST OLE MISS HALFTIME DEFICIT:

19, vs. NC State (12-21-25)

### BEST OLE MISS 1ST HALF FG%:

65.4%, vs. Alabama A&M (12-17-25)

### WORST OLE MISS 1ST HALF FG%:

25.8%, vs. Miami (12-2-25)

### BEST OLE MISS 2ND HALF FG%:

63.6%, vs. Southern Miss (12-13-25)

### WORST OLE MISS 2ND HALF FG%:

32.1%, vs. Oklahoma (1-3-26)

### MOST POINTS BY OLE MISS IN 1ST HALF:

47, vs. Louisiana Monroe (11-7-25)

### FEWEST POINTS BY OLE MISS IN 1ST HALF:

25, vs. No. 22 St. John's (12-6-25)

### MOST POINTS BY OPPONENT IN 1ST HALF:

45, vs. NC State (12-21-25)

### FEWEST POINTS BY OPPONENT IN 1ST HALF:

23, vs. Austin Peay (11-18-25)

### MOST POINTS BY OLE MISS IN 2ND HALF:

55, vs. No. 15 Arkansas (1-7-26)

### FEWEST POINTS BY OLE MISS IN 2ND HALF:

33, vs. St. John's (12-6-25)

### MOST POINTS BY OPPONENT IN 2ND HALF:

52, vs. No. 15 Arkansas (1-7-26)

### FEWEST POINTS BY OPPONENT IN 2ND HALF:

18, vs. Alcorn State (12-29-25)

### BIGGEST HALFTIME LEAD BLOWN:

N/A

### BIGGEST HALFTIME DEFICIT ERASED:

5, vs No. 21 Georgia (1-13-26)

### BIGGEST MARGIN OF VICTORY:

36, vs. Alcorn State (12-29-25)

### BIGGEST MARGIN OF DEFEAT:

16, vs. Oklahoma (1-3-26)

## OPPONENT NET RATINGS

Opponent	NET	Result
SE Louisiana	288	W, 88-58
Louisiana Monroe	358	W, 86-65
Memphis	111	W, 83-77
CSU Bakersfield	301	W, 82-60
Austin Peay	158	W, 72-65
Iowa	21	L, 69-74
Utah	119	L, 74-75
Miami	36	L, 66-75
St. John's	23	L, 58-63
Southern Miss	229	W, 71-67
Alabama A&M	308	W, 80-66
NC State	29	L, 62-76
Alcorn State	351	W, 79-43
Oklahoma	76	L, 70-86
Arkansas	20	L, 87-94
Missouri	68	W, 76-69
Georgia	24	W, 97-95 (OT)
Mississippi State	98	W, 68-67
Auburn	34	L, 66-78
Kentucky	31	--
Vanderbilt	16	--
Tennessee	25	--
Texas	43	--
Alabama	19	--
Mississippi State	98	--
Texas A&M	42	--
Florida	14	--
LSU	48	--
Auburn	34	--
Vanderbilt	16	--
South Carolina	85	--

## OLE MISS NET RATING

	NET	Record
Ole Miss	84	11-8

## FAMILIAR FACES

Four members of the 2024-25 Sweet 16 team return to Oxford for another year this season, led by starting forward **Malik Dia**. Leading the team in rebounding (5.7 RPG) and finishing third in scoring (10.8 PPG) a year ago, Dia looks to continue to build upon his diverse game, where he can play multiple positions and score at all levels of the court. The second letterwinner to return to the 2025-26 roster is sophomore guard **Eduardo Klafke**, who was one of just 11 true freshmen in the SEC to play in all of their team's games a year ago. A high-energy player with an elite IQ, Klafke led the team in three-point percentage (48.1%, 13-27) and added 16 steals and seven blocks on defense. Returning for a second year each are guards **Max Smith** and **Zach Day**. Smith joined the team as a senior a year ago but took a redshirt following a preseason injury, and looks to help the team on the court this season. Day, a freshman a year ago, took a redshirt to develop his game and earned a scholarship this past offseason.

## EVERYBODY'S HANDS GO UP

This year's Ole Miss roster is comprised of experience and proven winners. Among the 10 players who have earned a letter as a collegiate athlete, they have seen 14 total 20-win seasons.

## A MILESTONE MAN

In his two seasons with Ole Miss, head coach **Chris Beard** has had six players hit the 1,000-career points mark under his watch: Davon Barnes, Jaemyn Brakefield, **Malik Dia**, Allen Flanigan, Jaylen Murray, and Matthew Murrell. Two other current players came to Oxford having already hit the mark in **Kezza Giffa** and **AJ Storr**.

## DEVELOPING PROS

Since coming to Ole Miss, head coach **Chris Beard** and staff have helped numerous players reach their goal of playing basketball at the next level professionally. In just two seasons in Oxford, Beard has coached a total of 10 players that have recently played professional basketball:

Davon Barnes: KK Tamis Pancevo (Serbia)  
 Jaemyn Brakefield: Bambitious Nara (Japan)  
 Mikeal Brown-Jones: NTD BH Baku (Azerbaijan)  
 Moussa Cisse: Dallas Mavericks  
 Dre Davis: Long Island Nets (NBA G League)

Allen Flanigan: FC Porto (Portugal)  
 Jaylen Murray: RGV Vipers (NBA G League)  
 Matthew Murrell: Salt Lake City Stars (NBA G League)  
 Sean Pedulla: Rip City Remix (NBA G League)  
 Jamarion Sharp: Texas Legends (NBA G League)

## A HISTORIC SEASON

The 2024-25 campaign will be cemented as one of the most successful runs to date for Ole Miss basketball program. Highlighted by the 10th NCAA Tournament appearance in program history, the team matched the school-best run in the postseason after reaching the Sweet 16 for the first time since 2001. The team began their postseason run with a win over North Carolina in the opening round, 72-64. They carried the momentum in the round of 32, taking down three-seed Iowa State in dominating fashion, 91-78. The Rebels nearly punched their ticket to the Elite Eight, leading two-seeded Michigan State for over 30 minutes of play, before falling by three.

On the season, Ole Miss set program records for most made threes in a season, fewest turnovers per game in a season, and highest assist-to-turnover ratio in a season. They also had top-five program season marks for most wins, most points scored, field goals made, free throws made, assists, and steals.

The team took down a pair of top-five teams during the regular season for the first time in program history, picking up wins at No. 4 Alabama and vs. No 4 Tennessee.

## REBELS IN NCAA CAREER ACTIVE LEADERS (TOP-100)

Name	Categ.	Value	D-I	All Div
Giffa	FT Made	452	7	13
Giffa	FT Att.	523	14	28
Giffa	FT%	86.4	25	--
Storr	Games Played	121	74	81
Storr	Points	1,344	89	168

## OLE MISS IN WINS VS. LOSSES

Category	Wins	Losses	Diff.
Scoring	80.2	69.0	11.2
Scoring Defense	66.5	77.6	11.1
Scoring Margin	+13.7	-8.6	22.3
FG%	.470	.413	.057
3PT%	.358	.322	.036
FT%	.722	.782	.060
Opp. FG%	.652	.465	.187
Opp. 3PT%	.309	.365	.056
Rebounds	39.3	30.0	9.3
Reb. Margin	+4.3	7.0	11.3
Assists/Game	15.3	12.2	3.1
Steals/Game	6.9	6.8	.10
Blocks/Game	4.9	4.6	.30
Turnovers/Game	8.6	11.6	3.0
TO Forced/Game	11.5	11.6	.10

## GAME-BY-GAME STARTING LINEUPS

Opponent	Date	Result	G	G	G	G/F	F/C	Lineup	Record
Southeastern Louisiana	11-03	W, 88-58	Kamardine	Perry	Storr	Dia	Scott	#1	1-0
Louisiana Monroe	11-07	W, 86-65	Kamardine	Perry	Storr	Dia	Scott	#1	2-0
Memphis	11-11	W, 83-77	Kamardine	Giffa	Storr	Dia	Scott	#2	1-0
CSU Bakersfield	11-14	W, 82-60	Kamardine	Giffa	Storr	Dia	Scott	#2	2-0
Austin Peay	11-18	W, 72-65	Kamardine	Giffa	Storr	Dia	Scott	#2	3-0
Iowa	11-25	L, 69-74	Kamardine	Giffa	Storr	Dia	Scott	#2	3-1
Utah	11-26	L, 74-75	Kamardine	Giffa	Storr	Dia	Scott	#2	3-2
Miami	12-2	L, 66-75	Kamardine	Pinkins	Storr	Dia	Scott	#3	0-1
St. John's	12-6	L, 58-63	Kamardine	Perry	Storr	Cassia	Scott	#4	0-1
Southern Miss	12-13	W, 71-67	Kamardine	Perry	Storr	Dia	Chest	#5	1-0
Alabama A&M	12-17	W, 80-66	Kamardine	Perry	Storr	Dia	Chest	#5	2-0
NC State	12-21	L, 62-76	Kamardine	Perry	Storr	Dia	Chest	#5	2-1
Alcorn State	12-29	W, 79-43	Kamardine	Perry	Storr	Dia	Scott	#1	3-0
Oklahoma	1-3	L, 70-86	Kamardine	Giffa	Storr	Dia	Scott	#2	3-3
Arkansas	1-7	L, 87-94	Kamardine	Pinkins	Klafke	Dia	Scott	#6	0-1
Missouri	1-10	W, 76-69	Kamardine	Pinkins	Klafke	Dia	Scott	#6	1-1
Georgia	1-14	W, 97-95 (OT)	Kamardine	Pinkins	Klafke	Dia	Scott	#6	2-1
Mississippi State	1-17	W, 68-67	Kamardine	Pinkins	Klafke	Dia	Scott	#6	3-1
Auburn	1-20	L, 66-78	Kamardine	Pinkins	Klafke	Dia	Scott	#6	3-2
Kentucky	1-24								
Vanderbilt	1-31								
Tennessee	2-3								
Texas	2-7								
Alabama	2-11								
Mississippi State	2-14								
Texas A&M	2-18								
Florida	2-21								
LSU	2-25								
Auburn	2-28								
Vanderbilt	3-4								
South Carolina	3-7								

## REBEL STARTING/GAMES PLAYED HISTORY

CAREER NCAA STARTS			CAREER NCAA GAMES PLAYED		
Name	Season	Career	Name	Season	Career
Niko Bundalo	0	0	Niko Bundalo	6	6
Augusto Cassiá	1	9	Augusto Cassiá	19	44
Corey Chest	3	22	Corey Chest	19	45
Zach Day	0	0	Zach Day	10	10
Malik Dia	18	78	Malik Dia	19	108
Kezza Giffa	6	49	Kezza Giffa	19	103
Hobert Grayson IV	0	30	Hobert Grayson IV	5	35
Koren Johnson	0	5	Koren Johnson	14	76
Tylis Jordan	0	0	Tylis Jordan	0	0
Ilias Kamardine	19	19	Ilias Kamardine	19	19
Eduardo Klafke	5	5	Eduardo Klafke	19	55
Travis Perry	7	11	Travis Perry	19	50
Patton Pinkins	6	6	Patton Pinkins	19	19
James Scott	16	51	James Scott	19	89
Max Smith	0	0	Max Smith	5	5
AJ Storr	14	71	AJ Storr	19	122



## OVERALL STATS

## Game Records

Record	Overall	Home	Away	Neutral
ALL GAMES	11-8	7-3	2-2	2-3
CONFERENCE	3-3	1-2	2-1	0-0
NON-CONFERENCE	8-5	6-1	0-1	2-3

## Score by Periods

Team	1st	2nd	OT	TOT
Ole Miss	656	768	10	1434
Opponents	636	709	8	1353

## Team Box Score

No.	Player				Total		3-Point		F-Throw		Rebounds												
		GP-GS	MIN	AVG	FG-FGA	FG%	3FG-3FGA	3FG%	FT-FTA	FT%	OFF	DEF	TOT	AVG	PF	DQ	A	TO	BLK	STL	PTS	AVG	
0	DIA, Malik	19-18	468:54	24.7	94-215	.437	12-41	.293	58-84	.690	42	88	130	6.8	42	0	16	32	21	12	258	13.6	
2	STORR, AJ	19-14	479:59	25.3	89-209	.426	24-65	.369	56-75	.747	13	53	66	3.5	48	0	38	26	2	12	258	13.6	
6	KAMARDINE, Ilias	19-19	569:31	30.0	80-181	.442	23-75	.307	32-45	.711	8	55	63	3.3	41	1	78	43	8	23	215	11.3	
23	PINKINS, Patton	19-6	391:18	20.6	57-112	.509	23-53	.434	28-34	.824	12	20	32	1.7	18	0	16	2	3	3	165	8.7	
13	GIFFA, Kezza	19-6	319:17	16.8	35-77	.455	15-39	.385	48-58	.828	3	21	24	1.3	34	1	29	18	1	17	133	7.0	
11	PERRY, Travis	19-7	295:08	15.5	36-99	.364	30-83	.361	7-8	.875	3	20	23	1.2	30	0	17	8	3	15	109	5.7	
4	SCOTT, James	19-16	341:09	18.0	34-49	.694	0-0	.000	7-13	.538	30	56	86	4.5	20	0	13	11	24	9	75	3.9	
8	KLAFKE, Eduardo	19-5	206:48	10.9	18-43	.419	7-21	.333	16-19	.842	2	26	28	1.5	19	0	17	8	2	11	59	3.1	
1	CHEST, Corey	19-3	294:18	15.5	24-42	.571	1-1	1.000	9-15	.600	35	53	88	4.6	40	2	13	11	19	9	58	3.1	
88	CASSIA, Augusto	19-1	205:04	10.8	19-35	.543	1-8	.125	10-12	.833	11	20	31	1.6	45	1	7	6	3	7	49	2.6	
3	JOHNSON, Koren	14-0	120:39	8.6	10-35	.286	5-18	.278	5-7	.714	1	9	10	0.7	10	0	18	6	3	6	30	2.1	
22	SMITH, Max	5-0	16:45	3.4	2-7	.286	2-7	.286	2-2	1.000	0	1	1	0.2	3	0	0	1	0	1	8	1.6	
5	GRAYSON IV, Hobert	5-0	28:29	5.7	3-7	.429	0-1	.000	1-2	.500	3	4	7	1.4	2	0	1	1	1	2	7	1.4	
31	DAY, Zach	10-0	66:29	6.6	3-16	.188	3-14	.214	1-2	.500	3	5	8	0.8	8	0	3	0	0	3	10	1.0	
7	BUNDALO, Niko	6-0	21:12	3.5	0-1	.000	0-0	.000	0-0	.000	1	2	3	0.5	2	0	0	3	1	1	0	0.0	
Team											34	38	72					12					
Total		19	3825		504-1128	.447	146-426	.343	280-376	.745	201	471	672	35.4	362	5	266	188	91	131	1434	75.5	
Opponents		19	3825		456-1082	.421	149-448	.333	292-425	.687	219	463	682	35.9	336	8	258	228	60	114	1353	71.2	

## Team Statistics

	UM	OPP
<b>Scoring</b>	<b>1434</b>	<b>1353</b>
Points per game	75.5	71.2
Scoring margin	+4.3	-
<b>Field goals-att</b>	<b>504-1128</b>	<b>456-1082</b>
Field goal pct	.447	.421
<b>3 point fg-att</b>	<b>146-426</b>	<b>149-448</b>
3-point FG pct	.343	.333
3-pt FG made per game	7.7	7.8
<b>Free throws-att</b>	<b>280-376</b>	<b>292-425</b>
Free throw pct	.745	.687
F-Throws made per game	14.7	15.4
<b>Rebounds</b>	<b>672</b>	<b>682</b>
Rebounds per game	35.4	35.9
Rebounding margin	-0.5	-
<b>Assists</b>	<b>266</b>	<b>258</b>
Assists per game	14.0	13.6
<b>Turnovers</b>	<b>188</b>	<b>228</b>
Turnovers per game	9.9	12.0
Turnover margin	+2.1	-
Assist/turnover ratio	1.4	1.1
<b>Steals</b>	<b>131</b>	<b>114</b>
Steals per game	6.9	6.0
<b>Blocks</b>	<b>91</b>	<b>60</b>
Blocks per game	4.8	3.2
<b>Winning streak</b>	<b>0</b>	<b>-</b>
Home win streak	0	-
<b>Attendance</b>	<b>80797</b>	<b>41574</b>
Home games-Avg/Game	10-8080	4-10394
Neutral site-Avg/Game	-	5-863

## Team Results

Date	Opponent		Score	Att.
11/03/2025	Southeastern La.	W	88-58	8883
11/07/2025	ULM	W	86-65	8212
11/11/2025	Memphis	W	83-77	8731
11/14/2025	CSU Bakersfield	W	82-60	4362
11/18/2025	Austin Peay	W	72-65	7473
11/25/2025	vs Iowa	L	69-74	0
11/26/2025	vs Utah	L	74-75	2000
12/02/2025	Miami (FL)	L	66-75	9373
12/06/2025	at St. John's (NY)	L	58-63	14799
12/13/2025	vs Southern Miss.	W	71-67	0
12/17/2025	vs Alabama A&M	W	80-66	2317
12/21/2025	vs NC State	L	62-76	0
12/29/2025	Alcorn	W	79-43	8362
01/03/2026	at Oklahoma	L	70-86	7040
01/07/2026	Arkansas	L	87-94	8012
01/10/2026	Missouri	W	76-69	7859
01/14/2026	at Georgia	Wot	97-95	10523
01/17/2026	at Mississippi St.	W	68-67	9212
01/20/2026	Auburn	L	66-78	9530

## CONFERENCE

## Game Records

Record	Overall	Home	Away	Neutral
ALL GAMES	3-3	1-2	2-1	0-0
CONFERENCE	3-3	1-2	2-1	0-0
NON-CONFERENCE	0-0	0-0	0-0	0-0

## Team Box Score

No.	Player				Total		3-Point		F-Throw		Rebounds													
		GP-GS	MIN	AVG	FG-FGA	FG%	3FG-3FGA	3FG%	FT-FTA	FT%	OFF	DEF	TOT	AVG	PF	DQ	A	TO	BLK	STL	PTS	AVG		
2	STORR, AJ	6-1	173:27	28.9	40-99	.404	8-27	.296	20-26	.769	2	23	25	4.2	18	0	13	5	1	6	108	18.0		
23	PINKINS, Patton	6-5	164:02	27.3	25-47	.532	9-22	.409	13-15	.867	6	9	15	2.5	11	0	2	1	1	1	72	12.0		
0	DIA, Malik	6-6	148:06	24.7	27-67	.403	5-15	.333	11-17	.647	14	24	38	6.3	14	0	3	8	10	4	70	11.7		
6	KAMARDINE, Ilias	6-6	186:44	31.1	27-66	.409	7-29	.241	9-12	.750	4	14	18	3.0	15	1	23	12	0	7	70	11.7		
11	PERRY, Travis	6-0	78:31	13.1	13-27	.481	12-24	.500	2-2	1.000	2	3	5	0.8	7	0	2	2	0	2	40	6.7		
13	GIFFA, Kezza	6-1	76:09	12.7	6-17	.353	4-11	.364	9-10	.900	2	6	8	1.3	10	1	10	3	1	2	25	4.2		
8	KLAFKE, Eduardo	6-5	64:07	10.7	9-17	.529	2-6	.333	5-6	.833	1	5	6	1.0	4	0	5	1	1	5	25	4.2		
88	CASSIA, Augusto	6-0	59:48	10.0	7-11	.636	0-1	.000	6-8	.750	5	5	10	1.7	14	0	2	1	0	0	20	3.3		
1	CHEST, Corey	6-0	109:57	18.3	6-12	.500	1-1	1.000	4-4	1.000	11	15	26	4.3	17	1	3	3	6	3	17	2.8		
4	SCOTT, James	6-6	100:56	16.8	5-7	.714	0-0	.000	0-0	.000	5	16	21	3.5	9	0	3	4	5	3	10	1.7		
3	JOHNSON, Koren	5-0	47:36	9.5	2-12	.167	2-7	.286	0-2	.000	0	6	6	1.2	4	0	8	2	0	1	6	1.2		
31	DAY, Zach	2-0	12:28	6.2	0-3	.000	0-3	.000	1-2	.500	0	1	1	0.5	2	0	2	0	0	1	1	0.5		
7	BUNDALO, Niko	1-0	03:10	3.2	0-0	.000	0-0	.000	0-0	.000	0	0	0	0.0	0	0	0	0	0	0	0	0.0		
Team											7	14	21				2							
Total		6	1225		167-385	.434	50-146	.342	80-104	.769	59	141	200	33.3	125	3	76	44	25	35	464	77.3		
Opponents		6	1225		160-360	.444	50-155	.323	119-169	.704	81	163	244	40.7	92	2	94	57	23	30	489	81.5		

## NON-CONFERENCE

## Game Records

Record	Overall	Home	Away	Neutral
ALL GAMES	8-5	6-1	0-1	2-3
CONFERENCE	0-0	0-0	0-0	0-0
NON-CONFERENCE	8-5	6-1	0-1	2-3

## Team Box Score

No.	Player				Total		3-Point		F-Throw		Rebounds												
		GP-GS	MIN	AVG	FG-FGA	FG%	3FG-3FGA	3FG%	FT-FTA	FT%	OFF	DEF	TOT	AVG	PF	DQ	A	TO	BLK	STL	PTS	AVG	
0	DIA, Malik	13-12	320:48	24.7	67-148	.453	7-26	.269	47-67	.701	28	64	92	7.1	28	0	13	24	11	8	188	14.5	
2	STORR, AJ	13-13	306:32	23.6	49-110	.445	16-38	.421	36-49	.735	11	30	41	3.2	30	0	25	21	1	6	150	11.5	
6	KAMARDINE, Ilias	13-13	382:47	29.4	53-115	.461	16-46	.348	23-33	.697	4	41	45	3.5	26	0	55	31	8	16	145	11.2	
13	GIFFA, Kezza	13-5	243:08	18.7	29-60	.483	11-28	.393	39-48	.813	1	15	16	1.2	24	0	19	15	0	15	108	8.3	
23	PINKINS, Patton	13-1	227:16	17.5	32-65	.492	14-31	.452	15-19	.789	6	11	17	1.3	7	0	14	1	2	2	93	7.2	
11	PERRY, Travis	13-7	216:37	16.7	23-72	.319	18-59	.305	5-6	.833	1	17	18	1.4	23	0	15	6	3	13	69	5.3	
4	SCOTT, James	13-10	240:14	18.5	29-42	.690	0-0	.000	7-13	.538	25	40	65	5.0	11	0	10	7	19	6	65	5.0	
1	CHEST, Corey	13-3	184:21	14.2	18-30	.600	0-0	.000	5-11	.455	24	38	62	4.8	23	1	10	8	13	6	41	3.2	
3	JOHNSON, Koren	9-0	73:03	8.1	8-23	.348	3-11	.273	5-5	1.000	1	3	4	0.4	6	0	10	4	3	5	24	2.7	
8	KLAFKE, Eduardo	13-0	142:41	11.0	9-26	.346	5-15	.333	11-13	.846	1	21	22	1.7	15	0	12	7	1	6	34	2.6	
88	CASSIA, Augusto	13-1	145:17	11.2	12-24	.500	1-7	.143	4-4	1.000	6	15	21	1.6	31	1	5	5	3	7	29	2.2	
22	SMITH, Max	5-0	16:45	3.4	2-7	.286	2-7	.286	2-2	1.000	0	1	1	0.2	3	0	0	1	0	1	8	1.6	
5	GRAYSON IV, Hobert	5-0	28:29	5.7	3-7	.429	0-1	.000	1-2	.500	3	4	7	1.4	2	0	1	1	1	2	7	1.4	
31	DAY, Zach	8-0	54:01	6.8	3-13	.231	3-11	.273	0-0	.000	3	4	7	0.9	6	0	1	0	0	2	9	1.1	
7	BUNDALO, Niko	5-0	18:02	3.6	0-1	.000	0-0	.000	0-0	.000	1	2	3	0.6	2	0	0	3	1	1	0	0.0	
Team											27	24	51					10					
Total		13	2600		337-743	.454	96-280	.343	200-272	.735	142	330	472	36.3	237	2	190	144	66	96	970	74.6	
Opponents		13	2600		296-722	.410	99-293	.338	173-256	.676	138	300	438	33.7	244	6	164	171	37	84	864	66.5	

## HOME STATS

## Game Records

Record	Overall	Home	Away	Neutral
ALL GAMES	7-3	7-3	0-0	0-0
CONFERENCE	1-2	1-2	0-0	0-0
NON-CONFERENCE	6-1	6-1	0-0	0-0

## Team Box Score

No.	Player				Total		3-Point		F-Throw		Rebounds													
		GP-GS	MIN	AVG	FG-FGA	FG%	3FG-3FGA	3FG%	FT-FTA	FT%	OFF	DEF	TOT	AVG	PF	DQ	A	TO	BLK	STL	PTS	AVG		
2	STORR, AJ	10-7	235:41	23.6	44-104	.423	16-34	.471	32-40	.800	4	28	32	3.2	23	0	21	10	2	6	136	13.6		
0	DIA, Malik	10-10	239:41	24.0	48-109	.440	6-20	.300	30-38	.789	20	45	65	6.5	26	0	10	16	9	8	132	13.2		
6	KAMARDINE, Ilias	10-10	287:05	28.7	45-101	.446	18-49	.367	12-19	.632	4	27	31	3.1	19	0	45	26	5	15	120	12.0		
23	PINKINS, Patton	10-4	202:54	20.3	28-57	.491	11-27	.407	16-18	.889	8	9	17	1.7	9	0	12	1	2	1	83	8.3		
13	GIFFA, Kezza	10-3	155:23	15.5	19-38	.500	9-19	.474	23-32	.719	1	10	11	1.1	10	0	16	10	0	6	70	7.0		
11	PERRY, Travis	10-3	155:36	15.6	18-58	.310	15-48	.313	4-4	1.000	3	13	16	1.6	14	0	11	5	3	7	55	5.5		
4	SCOTT, James	10-10	221:06	22.1	23-33	.697	0-0	.000	4-9	.444	22	36	58	5.8	13	0	11	6	19	6	50	5.0		
8	KLAFKE, Eduardo	10-3	109:50	11.0	13-29	.448	5-13	.385	6-7	.857	1	13	14	1.4	11	0	10	3	2	7	37	3.7		
3	JOHNSON, Koren	7-0	74:24	10.6	8-21	.381	4-12	.333	3-5	.600	1	5	6	0.9	4	0	13	1	2	4	23	3.3		
88	CASSIA, Augusto	10-0	109:44	11.0	10-21	.476	1-6	.167	9-10	.900	5	16	21	2.1	25	1	7	3	0	6	30	3.0		
1	CHEST, Corey	10-0	126:28	12.6	10-21	.476	1-1	1.000	7-10	.700	21	22	43	4.3	20	1	6	6	9	4	28	2.8		
5	GRAYSON IV, Hobert	4-0	19:30	4.9	3-5	.600	0-1	.000	0-0	.000	3	4	7	1.8	1	0	0	1	1	1	6	1.5		
31	DAY, Zach	7-0	44:37	6.4	3-11	.273	3-9	.333	1-2	.500	2	2	4	0.6	6	0	3	0	0	3	10	1.4		
22	SMITH, Max	4-0	08:28	2.1	1-5	.200	1-5	.200	2-2	1.000	0	1	1	0.3	1	0	0	1	0	1	5	1.3		
7	BUNDALO, Niko	4-0	09:34	2.4	0-1	.000	0-0	.000	0-0	.000	0	1	1	0.3	1	0	0	1	1	0	0	0.0		
Team											25	21	46					2						
Total		10	2000		273-614	.445	90-244	.369	149-196	.760	120	253	373	37.3	183	2	165	92	55	75	785	78.5		
Opponents		10	2000		233-565	.412	70-229	.306	148-217	.682	115	244	359	35.9	171	6	143	123	32	61	684	68.4		

## AWAY STATS

## Game Records

Record	Overall	Home	Away	Neutral
ALL GAMES	2-2	0-0	2-2	0-0
CONFERENCE	2-1	0-0	2-1	0-0
NON-CONFERENCE	0-1	0-0	0-1	0-0

## Team Box Score

No.	Player				Total		3-Point		F-Throw		Rebounds													
		GP-GS	MIN	AVG	FG-FGA	FG%	3FG-3FGA	3FG%	FT-FTA	FT%	OFF	DEF	TOT	AVG	PF	DQ	A	TO	BLK	STL	PTS	AVG		
6	KAMARDINE, Ilias	4-4	129:12	32.3	21-48	.438	4-15	.267	9-12	.750	2	13	15	3.8	10	1	15	8	0	4	55	13.8		
2	STORR, AJ	4-2	103:30	25.9	21-60	.350	3-17	.176	9-15	.600	2	13	15	3.8	12	0	6	7	0	4	54	13.5		
0	DIA, Malik	4-3	101:06	25.3	19-49	.388	3-11	.273	8-11	.727	12	18	30	7.5	6	0	2	6	5	2	49	12.3		
23	PINKINS, Patton	4-2	106:36	26.6	17-29	.586	7-14	.500	6-7	.857	4	6	10	2.5	4	0	0	1	1	1	47	11.8		
13	GIFFA, Kezza	4-1	71:19	17.8	7-19	.368	2-9	.222	10-10	1.000	1	6	7	1.8	12	1	7	3	1	8	26	6.5		
1	CHEST, Corey	4-0	100:42	25.2	8-11	.727	0-0	.000	2-2	1.000	10	19	29	7.3	12	1	5	4	6	3	18	4.5		
11	PERRY, Travis	4-1	44:35	11.1	6-14	.429	5-13	.385	0-0	.000	0	1	1	0.3	6	0	0	1	0	2	17	4.3		
8	KLAFKE, Eduardo	4-2	31:12	7.8	2-4	.500	0-1	.000	4-6	.667	0	6	6	1.5	3	0	0	0	0	0	8	2.0		
88	CASSIA, Augusto	4-1	34:19	8.6	3-4	.750	0-0	.000	1-2	.500	3	2	5	1.3	9	0	0	2	0	0	7	1.8		
4	SCOTT, James	4-4	47:09	11.8	2-4	.500	0-0	.000	2-2	1.000	3	8	11	2.8	4	0	0	2	1	1	6	1.5		
3	JOHNSON, Koren	4-0	37:10	9.3	2-13	.154	1-6	.167	0-0	.000	0	4	4	1.0	5	0	3	4	0	1	5	1.3		
5	GRAYSON IV, Hobert	1-0	08:59	9.0	0-2	.000	0-0	.000	1-2	.500	0	0	0	0.0	1	0	1	0	0	1	1	1.0		
31	DAY, Zach	1-0	06:02	6.0	0-0	.000	0-0	.000	0-0	.000	1	1	2	2.0	1	0	0	0	0	0	0	0.0		
7	BUNDALO, Niko	1-0	03:10	3.2	0-0	.000	0-0	.000	0-0	.000	0	0	0	0.0	0	0	0	0	0	0	0	0.0		
Team											8	6	14					3						
Total		4	825		108-257	.420	25-86	.291	52-69	.754	46	103	149	37.3	85	3	39	41	14	27	293	73.3		
Opponents		4	825		99-248	.399	35-112	.313	78-111	.703	60	107	167	41.8	63	1	51	44	22	28	311	77.8		



## IN WINS

## Game Records

Record	Overall	Home	Away	Neutral
ALL GAMES	11-0	7-0	2-0	2-0
CONFERENCE	3-0	1-0	2-0	0-0
NON-CONFERENCE	8-0	6-0	0-0	2-0

## Team Box Score

No.	Player				Total		3-Point		F-Throw		Rebounds													
		GP-GS	MIN	AVG	FG-FGA	FG%	3FG-3FGA	3FG%	FT-FTA	FT%	OFF	DEF	TOT	AVG	PF	DQ	A	TO	BLK	STL	PTS	AVG		
2	STORR, AJ	11-8	293:16	26.7	62-126	.492	19-41	.463	36-46	.783	11	35	46	4.2	30	0	22	15	1	8	179	16.3		
0	DIA, Malik	11-11	282:60	25.7	58-130	.446	9-24	.375	32-48	.667	22	54	76	6.9	28	0	11	14	9	7	157	14.3		
6	KAMARDINE, Ilias	11-11	329:41	30.0	52-106	.491	14-41	.341	17-27	.630	3	38	41	3.7	27	1	54	22	3	12	135	12.3		
13	GIFFA, Kezza	11-3	198:58	18.1	24-46	.522	9-23	.391	39-48	.813	1	13	14	1.3	16	0	19	12	1	9	96	8.7		
23	PINKINS, Patton	11-3	225:27	20.5	29-60	.483	13-28	.464	13-17	.765	7	12	19	1.7	9	0	12	0	1	3	84	7.6		
11	PERRY, Travis	11-5	159:43	14.5	18-58	.310	15-50	.300	5-6	.833	1	16	17	1.5	18	0	9	4	3	11	56	5.1		
4	SCOTT, James	11-9	203:31	18.5	21-30	.700	0-0	.000	4-9	.444	21	40	61	5.5	9	0	7	4	16	3	46	4.2		
1	CHEST, Corey	11-2	182:45	16.6	15-27	.556	0-0	.000	7-13	.538	23	35	58	5.3	18	1	10	8	15	6	37	3.4		
88	CASSIA, Augusto	11-0	119:54	10.9	15-26	.577	0-4	.000	5-5	1.000	8	13	21	1.9	23	1	5	3	1	5	35	3.2		
8	KLAFKE, Eduardo	11-3	106:44	9.7	11-25	.440	4-11	.364	5-7	.714	0	18	18	1.6	10	0	6	3	1	5	31	2.8		
3	JOHNSON, Koren	9-0	71:29	7.9	5-17	.294	2-10	.200	4-6	.667	1	6	7	0.8	5	0	12	1	2	5	16	1.8		
22	SMITH, Max	4-0	08:28	2.1	1-5	.200	1-5	.200	2-2	1.000	0	1	1	0.3	1	0	0	1	0	1	5	1.3		
5	GRAYSON IV, Hobert	3-0	13:03	4.4	1-2	.500	0-0	.000	0-0	.000	2	3	5	1.7	0	0	0	1	0	1	2	0.7		
31	DAY, Zach	5-0	19:28	3.9	1-7	.143	1-6	.167	0-0	.000	2	0	2	0.4	3	0	1	0	0	0	3	0.6		
7	BUNDALO, Niko	4-0	09:34	2.4	0-1	.000	0-0	.000	0-0	.000	0	1	1	0.3	1	0	0	1	1	0	0	0.0		
Team											23	22	45					6						
Total		11	2225		313-666	.470	87-243	.358	169-234	.722	125	307	432	39.3	198	3	168	95	54	76	882	80.2		
Opponents		11	2225		251-641	.392	80-259	.309	150-230	.652	124	261	385	35.0	205	7	146	126	29	58	732	66.5		

## IN LOSSES

## Game Records

Record	Overall	Home	Away	Neutral
ALL GAMES	0-8	0-3	0-2	0-3
CONFERENCE	0-3	0-2	0-1	0-0
NON-CONFERENCE	0-5	0-1	0-1	0-3

## Team Box Score

No.	Player				Total		3-Point		F-Throw		Rebounds											
		GP-GS	MIN	AVG	FG-FGA	FG%	3FG-3FGA	3FG%	FT-FTA	FT%	OFF	DEF	TOT	AVG	PF	DQ	A	TO	BLK	STL	PTS	AVG
0	DIA, Malik	8-7	185:54	23.2	36-85	.424	3-17	.176	26-36	.722	20	34	54	6.8	14	0	5	18	12	5	101	12.6
23	PINKINS, Patton	8-3	165:51	20.7	28-52	.538	10-25	.400	15-17	.882	5	8	13	1.6	9	0	4	2	2	0	81	10.1
6	KAMARDINE, Ilias	8-8	239:50	30.0	28-75	.373	9-34	.265	15-18	.833	5	17	22	2.8	14	0	24	21	5	11	80	10.0
2	STORR, AJ	8-6	186:42	23.3	27-83	.325	5-24	.208	20-29	.690	2	18	20	2.5	18	0	16	11	1	4	79	9.9
11	PERRY, Travis	8-2	135:25	16.9	18-41	.439	15-33	.455	2-2	1.000	2	4	6	0.8	12	0	8	4	0	4	53	6.6
13	GIFFA, Kezza	8-3	120:19	15.0	11-31	.355	6-16	.375	9-10	.900	2	8	10	1.3	18	1	10	6	0	8	37	4.6
4	SCOTT, James	8-7	137:39	17.2	13-19	.684	0-0	.000	3-4	.750	9	16	25	3.1	11	0	6	7	8	6	29	3.6
8	KLAFKE, Eduardo	8-2	100:04	12.5	7-18	.389	3-10	.300	11-12	.917	2	8	10	1.3	9	0	11	5	1	6	28	3.5
22	SMITH, Max	1-0	08:17	8.3	1-2	.500	1-2	.500	0-0	.000	0	0	0	0.0	2	0	0	0	0	0	3	3.0
3	JOHNSON, Koren	5-0	49:10	9.8	5-18	.278	3-8	.375	1-1	1.000	0	3	3	0.6	5	0	6	5	1	1	14	2.8
1	CHEST, Corey	8-1	111:34	13.9	9-15	.600	1-1	1.000	2-2	1.000	12	18	30	3.8	22	1	3	3	4	3	21	2.6
5	GRAYSON IV, Hobert	2-0	15:26	7.7	2-5	.400	0-1	.000	1-2	.500	1	1	2	1.0	2	0	1	0	1	1	5	2.5
88	CASSIA, Augusto	8-1	85:10	10.6	4-9	.444	1-4	.250	5-7	.714	3	7	10	1.3	22	0	2	3	2	2	14	1.8
31	DAY, Zach	5-0	47:01	9.4	2-9	.222	2-8	.250	1-2	.500	1	5	6	1.2	5	0	2	0	0	3	7	1.4
7	BUNDALO, Niko	2-0	11:38	5.8	0-0	.000	0-0	.000	0-0	.000	1	1	2	1.0	1	0	0	2	0	1	0	0.0
Team											11	16	27					6				
Total		8	1600		191-462	.413	59-183	.322	111-142	.782	76	164	240	30.0	164	2	98	93	37	55	552	69.0
Opponents		8	1600		205-441	.465	69-189	.365	142-195	.728	95	202	297	37.1	131	1	112	102	31	56	621	77.6

## TEAM GAME-BY-GAME

				Total		3-Pointers		Free throws		Rebounds											
Opponent	Date	Score		FG-FGA	PCT	3FG-3FGA	PCT	FT-FTA	PCT	OFF	DEF	TOT	AVG	PF	A	TO	BLK	STL	PTS	AVG	
Southeastern La.	11/03/2025	88-58	W	28-54	.519	7-22	.318	25-30	.833	12	32	44	44.0	20	16	10	5	7	88	88.0	
ULM	11/07/2025	86-65	W	31-66	.470	15-33	.455	9-13	.692	11	32	43	43.5	20	19	13	6	9	86	87.0	
Memphis	11/11/2025	83-77	W	27-52	.519	8-13	.615	21-33	.636	7	25	32	39.7	15	17	7	2	5	83	85.7	
CSU Bakersfield	11/14/2025	82-60	W	29-66	.439	5-19	.263	19-25	.760	20	23	43	40.5	20	15	4	8	10	82	84.8	
Austin Peay	11/18/2025	72-65	W	25-61	.410	7-24	.292	15-21	.714	14	28	42	40.8	11	18	11	5	9	72	82.2	
vs Iowa	11/25/2025	69-74	L	23-49	.469	6-17	.353	17-20	.850	6	23	29	38.8	20	9	13	7	2	69	80.0	
vs Utah	11/26/2025	74-75	L	28-56	.500	4-14	.286	14-17	.824	10	20	30	37.6	18	15	11	6	5	74	79.1	
Miami (FL)	12/02/2025	66-75	L	23-66	.348	11-26	.423	9-11	.818	14	15	29	36.5	18	16	11	10	10	66	77.5	
at St. John's (NY)	12/06/2025	58-63	L	20-55	.364	2-16	.125	16-20	.800	13	23	36	36.4	26	9	20	3	11	58	75.3	
vs Southern Miss.	12/13/2025	71-67	W	24-49	.490	5-17	.294	18-26	.692	4	24	28	35.6	19	10	8	4	10	71	74.9	
vs Alabama A&M	12/17/2025	80-66	W	27-50	.540	8-18	.444	18-30	.600	8	25	33	35.4	18	19	8	5	4	80	75.4	
vs NC State	12/21/2025	62-76	L	21-53	.396	8-30	.267	12-18	.667	7	23	30	34.9	19	9	15	0	8	62	74.3	
Alcorn	12/29/2025	79-43	W	31-66	.470	10-31	.323	7-8	.875	16	37	53	36.3	13	18	13	5	6	79	74.6	
at Oklahoma	01/03/2026	70-86	L	23-61	.377	10-26	.385	14-20	.700	10	23	33	36.1	18	9	7	3	5	70	74.3	
Arkansas	01/07/2026	87-94	L	31-61	.508	8-26	.308	17-21	.810	8	19	27	35.5	22	19	10	5	8	87	75.1	
Missouri	01/10/2026	76-69	W	26-61	.426	9-22	.409	15-19	.789	10	24	34	35.4	21	15	7	6	5	76	75.2	
at Georgia	01/14/2026	97-95	Wot	36-70	.514	11-24	.458	14-19	.737	12	25	37	35.5	24	15	9	5	8	97	76.5	
at Mississippi St.	01/17/2026	68-67	W	29-71	.408	2-20	.100	8-10	.800	11	32	43	35.9	17	6	5	3	3	68	76.0	
Auburn	01/20/2026	66-78	L	22-61	.361	10-28	.357	12-15	.800	8	18	26	35.4	23	12	6	3	6	66	75.5	
Total		1434		504-1128	.447	146-426	.343	280-376	.745	201	471	672	35.4	362	266	188	91	131	1434	75.5	
Opponents		1353		456-1082	.421	149-448	.333	292-425	.687	219	463	682	35.9	336	258	228	60	114	1353	71.2	

## Ole Miss Averages

Games Played	Points/game	FG Pct	3FG Pct	FT Pct	Rebounds/game	Assists/game	Turnovers/game	Assist/Turnover ratio	Steals/game	Blocks/game
19	75.5	44.7	34.3	74.5	35.4	14.0	9.9	1.4	6.9	4.8

### THE LAST TIME ...

#### AN OLE MISS TEAM...

Scored 100+ points at home..... 100 vs. Oral Roberts (Nov. 21, 2024)  
 Scored 100+ points on the road..... 104 at Mississippi St. (4ot) (Jan. 24, 1990)  
 Scored 100+ points and lost..... 105 vs. Oregon (Dec. 8, 2013)  
 Scored 110+ points..... 111 vs. Mississippi Valley St. (Nov. 22, 2013)  
 Scored 50 points or less..... 48 vs. Western Kentucky (Dec. 11, 2021)  
 Scored 40 points or less..... 37 vs. Oklahoma St. (Nov. 29, 2019)  
 Scored 50 or less and won..... 50-48 vs. SMU (Jan. 3, 2012)  
 Held opponent to 50 or less..... 43 vs. Alcorn State (Dec. 29, 2025)  
 Won an overtime game..... 97-95 at #21 Georgia (Jan. 14, 2026)  
 Lost an overtime game..... 81-84 at #15 Mississippi State (Jan. 18, 2025)  
 Won a double overtime game..... 90-87 vs. Texas Tech (March 23, 2010)  
 Lost a double overtime game..... 83-82 vs. #16 Auburn (Jan. 28, 2020)  
 Played a triple overtime game..... Never Happened  
 Played a four-overtime game..... 104-102 at Mississippi St. (Jan. 24, 1990)

Made 10+ three-point field goals..... 10 vs. Auburn (Jan. 20, 2026)  
 Made 12+ three-point field goals..... 15 vs. Louisiana Monroe (Nov. 7, 2025)  
 Made 15+ three-point field goals..... 15 vs. Louisiana Monroe (Nov. 7, 2025)  
 Allowed 10+ three-point field goals..... 15 at #21 Georgia (Jan. 14, 2026)  
 Had 15+ rebound margin..... 25 vs. Alcorn State (Dec. 29, 2025)  
 Had 20+ rebound margin..... 25 vs. Alcorn State (Dec. 29, 2025)  
 Had 25+ rebound margin..... 25 vs. Alcorn State (Dec. 29, 2025)  
 Had 50+ rebounds..... 53 vs. Alcorn State (Dec. 29, 2025)  
 Had 60+ rebounds..... 64 vs. Troy (Nov. 27, 2007)  
 Had two players with 10+ rebounds..... vs. Alcorn State (Dec. 29, 2025)  
 Had three players with 10+ rebounds..... Malik Dia (11), James Scott (11) and Corey Chest (10)  
 Had two players with 20+ points..... vs. Alcorn State (Dec. 29, 2025)  
 Had two players with 20+ points..... Malik Dia (11), James Scott (11) and Corey Chest (10)  
 Had two players with 20+ points..... vs. Missouri (Jan. 10, 2026)  
 Had two players with a double-double..... Al Storr (26), Malik Dia (21)  
 Had two players with a double-double..... vs. Alcorn State (Dec. 29, 2025)  
 Attempted 30+ free throws..... 30 vs. Alabama A&M (Dec. 17, 2025)  
 Attempted 40+ free throws..... 42 at Missouri (March 2, 2024)  
 Attempted 50+ free throws..... 55 vs. Missouri (March 9, 2017)  
 Made 25+ free throws..... 25 vs. Southeastern Louisiana (Nov. 3, 2025)  
 Made 30+ free throws..... 34 at South Carolina (Feb. 13, 2021)  
 Made 35+ free throws..... 40 vs. Georgia Southern (Nov. 17, 2015)  
 Made 40+ free throws..... 40 vs. Georgia Southern (Nov. 17, 2015)  
 Shot 100% from FT line (min. 10 att.)..... 13-13 vs. Arkansas (Jan. 26, 2022)  
 Shot 100% from FT line (min. 20 att.)..... 10-10 vs. Mississippi St. (Feb. 28, 1959)  
 Shot 90% or better from FT line..... 90.0% (9-10) vs. #7 Michigan State (March 28, 2025)

Had 20+ assists..... 24 vs. #14 Kentucky (Feb. 4, 2025)  
 Had 20+ assists in two straight..... vs. Mississippi State (22) and Auburn (21), 2023-24  
 Had 25+ assists..... 26 vs. Oral Roberts (Nov. 21, 2024)  
 Had 30+ assists..... 32 vs. Centenary (Dec. 19, 2009)

Had 20+ turnovers..... 20 at #22 St. John's (Dec. 6, 2025)  
 Had 25+ turnovers..... 27 at #18 Tennessee (Jan. 5, 2022)  
 Forced 20+ turnovers..... 20 at #23 St. John's (Dec. 6, 2025)  
 Forced 25+ turnovers..... 25 vs. Troy (Dec. 19, 2023)  
 Forced 30+ turnovers..... 31 vs. Louisiana-Monroe (Nov. 24, 2007)

Had 10+ steals..... 10 vs. Southern Miss (Dec. 13, 2025)  
 Had 15+ steals..... 16 vs. Troy (Dec. 19, 2023)  
 Had 20+ steals..... 20 vs. Lipscomb (Nov. 23, 2012)

Blocked 5+ shots..... 5 at #21 Georgia (Jan. 14, 2026)  
 Blocked 10+ shots..... 10 vs. Miami Dec. 2, 2025)  
 Blocked 12+ shots..... 13 vs. Long Island (Nov. 4, 2024)

Beat a ranked team..... 97-95 at #21 Georgia (Jan. 14, 2026)  
 Beat a ranked team at home..... 78-76 vs. #4 Tennessee (March 5, 2025)  
 Beat a ranked team on the road..... 97-95 at #21 Georgia (Jan. 14, 2026)  
 Beat a ranked team on a neutral floor..... 91-78 vs. #14 Iowa State (March 23, 2025)

Kept every opposing player out of double figures..... vs. UT Martin (Dec. 22, 2020)  
 Had all five starters score in double figures..... at Missouri (March 4, 2023)  
 Had five players score in double figures..... at #21 Georgia (Jan. 14, 2026)  
 Had six players score in double figures..... vs. Valparaiso (Dec. 10, 2022)  
 Had no players score in double figures..... vs. Oklahoma State (Nov. 29, 2019)

Overcame a 5-point+ halftime deficit to win..... 5 at #21 Georgia (Jan. 14, 2026)  
 Overcame a 5-point+ halftime deficit on road to win..... 5 at #21 Georgia (Jan. 14, 2026)  
 Overcame a 10-point+ halftime deficit to win..... 16 vs. Penn State (Nov. 27, 2019)  
 Overcame a 20-point+ halftime deficit to win..... 20 vs. Auburn (Feb. 11, 2017)  
 Overcame a 10-point+ second half deficit to win..... 12 vs. Grambling State (Nov. 8, 2024)  
 Overcame a 15-point+ second half deficit to win..... 21 vs. Penn State (Nov. 27, 2019)  
 Overcame a 20-point+ second half deficit to win..... 21 vs. Penn State (Nov. 27, 2019)

Went on a 20-0 run..... 20 vs. Grambling State (Nov. 8, 2024)  
 Went on a 25-0 run..... 28 vs. Chattanooga (Dec. 16, 2018)

#### AN OLE MISS PLAYER...

Scored 20+ points..... 27, Al Storr at #21 Georgia (Jan. 14, 2026)  
 Scored 30+ points..... 33, Jarkel Joiner vs. Alabama (Feb. 9, 2022)  
 Scored 35+ points..... 40, Breein Tyree vs. Mississippi St. (Feb. 11, 2020)  
 Scored 40+ points..... 40, Breein Tyree vs. Mississippi St. (Feb. 11, 2020)  
 Scored 50+ points..... 53, Gerald Glass vs. LSU (March 4, 1989)

Scored 20+ points in 5 straight games..... Breein Tyree (Jan. 26-Feb. 14, 2019)  
 Scored 20+ points in 10 straight..... Stefan Moody (Nov. 25, 2015-Jan. 28, 2016)  
 Scored 20+ points in 14 straight..... Stefan Moody (Nov. 25, 2015-Jan. 28, 2016)  
 Scored 20+ points in 18 straight..... Joe Gibbon (Dec. 10, 1956-Feb. 28, 1957)  
 Scored 20+ points in 22 straight..... Johnny Neumann (Dec. 1, 1970-Feb. 22, 1971)

Made 5+ 3-pointers..... 5, Travis Perry vs. Auburn (Jan. 20, 2026)  
 Made 7+ 3-pointers..... 7, Sean Pedulla vs. South Alabama (Nov. 12, 2024)  
 Made 8+ 3-pointers..... 8, Matthew Murrell vs. #24 Texas A&M (Feb. 28, 2023)  
 Made 9+ 3-pointers..... 9, Deandre Burnett vs. Oral Roberts (Nov. 18, 2016)  
 Made 10+ 3-pointers..... 10, Marshall Henderson vs. Oregon (Dec. 8, 2013)  
 Attempted 10+ 3-pointers..... 11, Travis Perry vs. NC State (Dec. 21, 2025)  
 Attempted 15+ 3-pointers..... 16, Sean Pedulla vs. South Alabama (Nov. 12, 2024)

Had a double-double..... Malik Dia (21 pts., 11 reb.) vs. Missouri (Jan. 10, 2026)  
 Had a double-double in 2 straight games..... Malik Dia (12/21/25-12/29/25)  
 Had a double-double in 3 straight games..... Sebastian Saiz (1/28/17-2/4/17)  
 Had a double-double in 4 straight games..... Sebastian Saiz (1/28/17-2/8/17)  
 Had a double-double in 5 straight games..... Sebastian Saiz (12/15/16-1/3/17)  
 Had a double-double in 6 straight games..... Sebastian Saiz (12/15/16-1/7/17)  
 Had a double-double in 7 straight games..... Rahim Lockhart (11/19/99-12/4/99)  
 Had 5+ double-doubles in a season..... 5, Allen Flanigan, 2023-24 season  
 Had 10+ double-doubles in a season..... 23, Sebastian Saiz, 2016-17 season  
 Had 18+ double-doubles in a season..... 23, Sebastian Saiz, 2016-17 season  
 Had 20+ double-doubles in a season..... 23, Sebastian Saiz, 2016-17 season

Had 20+ points and 15+ rebounds..... Malik Dia, 23 pts/19 rebs  
 Had 20+ points and 15+ rebounds..... at #4 Alabama (Jan. 14, 2025)  
 Had 20+ points and 20+ rebounds..... Walter Actwood, 22 pts/22 rebs  
 Had 20+ points and 20+ rebounds..... vs. ISU-Evansville (Dec. 1, 1975)  
 Had 30+ points and 10+ rebounds..... Romello White (30 points, 10 rebounds)  
 Had 30+ points and 10+ rebounds..... at Auburn (Feb. 6, 2021)

Had 20+ points and 10+ assists..... Jaylen Murray (21 pts., 11 ast.) vs. Miss. St. (Jan. 30, 2024)

Had 15+ rebounds..... 19, Malik Dia at #4 Alabama (Jan. 14, 2025)  
 Had 20+ rebounds..... 20, Murphy Holloway vs. Auburn (Feb. 24, 2010)  
 Had 10+ rebounds in 2 straight games..... Malik Dia (12/21/25-12/29/25)  
 Had 10+ offensive rebounds..... 10, Dwayne Curtis vs. Auburn (Feb. 25, 2006)  
 Had 10+ defensive rebounds..... 10, Malik Dia vs. South Alabama (Nov. 12, 2024)

Had 10+ assists..... 10, Jaylen Murray vs. #14 Kentucky (Feb. 4, 2025)  
 Had 15+ assists..... 15, Sean Tuohy vs. Auburn (Jan. 26, 1980)  
 Had 9+ assists and 0 turnovers..... 10, Jaylen Murray vs. #14 Kentucky (Feb. 4, 2025)  
 Had 8+ assists and 0 turnovers..... 10, Jaylen Murray vs. #14 Kentucky (Feb. 4, 2025)

Had 5+ blocks..... 5, Dre Davis vs. Georgia (Jan. 4, 2025)  
 Had 8+ blocks..... 9, Jamarion Sharp vs. Florida (Jan. 10, 2024)

Had 5+ steals..... 7, Kezza Giffa at #22 St. John's (Dec. 6, 2025)  
 Had 7+ steals..... 7, Kezza Giffa at #22 St. John's (Dec. 6, 2025)  
 Had 8+ steals..... 10, Matthew Murrell vs. Troy (Dec. 19, 2023)  
 Had 10+ steals..... 10, Matthew Murrell vs. Troy (Dec. 19, 2023)

Made 10+ free throws..... 10, Dre Davis vs. BYU (Nov. 28, 2024)  
 Made 15+ free throws..... 15, Stefan Moody vs. Mississippi St. (March 3, 2016)  
 Attempted 10+ free throws..... 13, Malik Dia vs. Alabama A&M (Dec. 17, 2025)  
 Attempted 15+ free throws..... 15, Allen Flanigan vs. #13 Alabama (Feb. 28, 2024)  
 Attempted 20+ free throws..... 20, Ansu Sesay vs. Arkansas (Feb. 18, 1995)  
 Shot 100% from the line (min. 10)..... 10-10, Allen Flanigan; Jaemyn Brakfield at LSU (Jan. 17, 2024)

Shot 100% from the floor (min. 5)..... Jaemyn Brakfield, 5-5 vs. South Alabama (Nov. 12, 2024)  
 Shot 90% from the floor (min. 10)..... Matthew Murrell, 10-11 vs. Mississippi St. (Jan. 8, 2022)  
 Shot 100% from three (min. 4)..... Jaymyn Brakfield, 4-4 vs. #7 Tennessee (Dec. 28, 2022)

Played 40+ minutes..... 40, Patton Pinkins at #21 Georgia (Jan. 14, 2026)

Played 45+ minutes..... 45, Matthew Murrell vs. Mississippi State (Feb. 18, 2023)

Fouled out..... Ilias Kamardine at #21 Georgia (Jan. 14, 2026)



## SEASON GAME HIGHS/LOWS

### OLE MISS SEASON HIGHS

Category	Stat	Game
Points	88.....	vs. SE Louisiana (11-3-25)
Field Goals Made	31.....	3x, MR: vs. #15 Arkansas (1-7-26)
Field Goal Attempts	71.....	at Mississippi State (1-18-26)
Field Goal Percentage	.540 (27-50).....	vs. Alabama A&M (12-17-25)
3 Pt Field Goals Made	15.....	vs. Louisiana Monroe (11-7-25)
3 Pt Fg Attempts	33.....	vs. Louisiana Monroe (11-7-25)
3 Pt Fg Percentage	.615 (8-13).....	vs. Memphis (11-11-25)
Free Throws Made	25.....	vs. SE Louisiana (11-3-25)
Free Throw Attempts	33.....	vs. Memphis (11-11-25)
Free Throw Percentage	.875 (7-8).....	vs. Alcorn State (12-29-25)
Rebounds	53.....	vs. Alcorn State (12-29-25)
Assists	19.....	3x, MR: vs. #15 Arkansas (1-7-26)
Steals	11.....	at #22 St. John's (12-6-25)
Blocked Shots	10.....	vs. Miami (12-2-25)
Turnovers	20.....	at #22 St. John's (12-6-25)
Fouls	26.....	at #22 St. John's (12-6-25)

### OLE MISS SEASON LOWS

Category	Stat	Game
Points	58.....	at #22 St. John's (12-6-25)
Field Goals Made	20.....	at #22 St. John's (12-6-25)
Field Goal Attempts	49.....	2x, MR: vs. Southern Miss (12-13-25)
Field Goal Percentage	.364 (20-55).....	at #22 St. John's (12-6-25)
3 Pt Field Goals Made	2.....	2x, MR: at Mississippi State (1-18-26)
3 Pt Fg Attempts	13.....	vs. Memphis (11-11-25)
3 Pt Fg Percentage	.100 (2-20).....	at Mississippi State (1-18-26)
Free Throws Made	8.....	at Mississippi State (1-18-26)
Free Throw Attempts	8.....	vs. Alcorn State (12-29-25)
Free Throw Percentage	.600 (18-30).....	vs. Alabama A&M (12-17-25)
Rebounds	27.....	vs. #15 Arkansas (1-7-26)
Assists	9.....	4x, MR: vs. Oklahoma (1-3-26)
Steals	2.....	vs. Iowa (11-25-25)
Blocked Shots	2.....	2x, MR: vs. Oklahoma (1-3-26)
Turnovers	4.....	vs. CSU Bakersfield (11-14-25)
Fouls	11.....	vs. Austin Peay (11-18-25)

### OPPONENT SEASON HIGHS

Category	Stat	Game
Points	95.....	#21 Georgia (1-14-26)
Field Goals Made	31.....	2x, MR: #15 Arkansas (1-7-26)
Field Goal Attempts	72.....	#21 Georgia (1-14-26)
Field Goal Percentage	.517 (31-60).....	2x, MR: #15 Arkansas (1-7-26)
3 Pt Field Goals Made	15.....	#21 Georgia (1-14-26)
3 Pt Fg Attempts	35.....	#21 Georgia (1-14-26)
3 Pt Fg Percentage	.526 (10-19).....	Utah (11-26-25)
Free Throws Made	32.....	Auburn (1-20-26)
Free Throw Attempts	39.....	Auburn (1-20-26)
Free Throw Percentage	.857 (6-7).....	Austin Peay (11-18-25)
Rebounds	46.....	at Mississippi State (1-18-26)
Assists	22.....	Missouri (1-10-26)
Steals	13.....	#22 St. John's (12-6-25)
Blocked Shots	10.....	#22 St. John's (12-6-25)
Turnovers	20.....	#22 St. John's (12-6-25)
Fouls	25.....	Memphis (11-11-25)

### OPPONENT SEASON LOWS

Category	Stat	Game
Points	43.....	Alcorn State (12-29-25)
Field Goals Made	14.....	Alcorn State (12-29-25)
Field Goal Attempts	49.....	CSU Bakersfield (11-14-25)
Field Goal Percentage	.246 (14-57).....	Alcorn State (12-29-25)
3 Pt Field Goals Made	2.....	2x, MR: Auburn (1-20-26)
3 Pt Fg Attempts	9.....	CSU Bakersfield (11-14-25)
3 Pt Fg Percentage	.118 (2-17).....	Auburn (1-20-26)
Free Throws Made	6.....	Austin Peay (11-18-25)
Free Throw Attempts	7.....	Austin Peay (11-18-25)
Free Throw Percentage	.500 (12-24).....	Missouri (1-10-26)
Rebounds	26.....	SE Louisiana (11-3-25)
Assists	8.....	3x, MR: Alcorn State (12-29-25)
Steals	3.....	2x, MR: Missouri (1-10-26)
Blocked Shots	0.....	2x, MR: Alcorn State (12-29-25)
Turnovers	7.....	3x, MR: Oklahoma (1-3-26)
Fouls	10.....	Miami (12-2-25)

### OLE MISS INDIVIDUAL HIGHS

Category	Stat	Game
Points	27.....	2x, MR: AJ Storr at #21 Georgia (1-14-26)
Field Goals Made	11.....	2x, MR: AJ Storr at #21 Georgia (1-14-26)
Field Goal Att.	22.....	AJ Storr at #21 Georgia (1-14-26)
Fg Pct (Min 5 Made)	.818 (9-11).....	Patton Pinkins vs. Oklahoma (1-3-26)
3-Point Fg Made	5.....	2x, MR: Travis Perry vs. Auburn (1-20-26)
3-Point Fg Att.	11.....	Travis Perry vs. NC State (12-21-25)
3-Pt Fg Pct (Min 2 Made)	1.000 (3-3).....	Patton Pinkins at #21 Georgia (1-14-26)
Free Throws Made	8.....	AJ Storr vs. Iowa (11-25-25)
Free Throw Att.	13.....	Malik Dia vs. Alabama A&M (12-17-25)
Rebounds	11.....	4x, MR: Malik Dia Missouri (1-10-26)
Assists	8.....	Ilias Kamardine vs. Alabama A&M (12-17-25)
Steals	7.....	Kezza Giffa at #22 St. John's (12-6-25)
Blocked Shots	3.....	5x MR: Malik Dia vs. Missouri (1-10-26)
Turnovers	5.....	Ilias Kamardine vs. Iowa (11-25-25)

### OPPONENT INDIVIDUAL HIGHS

Category	Stat	Game
Points	32.....	Jeremiah Wilkinson, #21 Georgia (1-14-26)
Field Goals Made	10.....	Don McHenry, Utah (11-26-25)
Field Goal Att.	20.....	Bennett Stirtz, Iowa (11-25-25)
Fg Pct (Min 5 Made)	.875 (7-8).....	Ven-Allen Lubin, NC State (12-21-25)
3-Point Fg Made	6.....	3x, MR: Jeremiah Wilkinson, #21 Georgia (1-14-26)
3-Point Fg Att.	12.....	3x, MR: Jayden Epps, at Mississippi State (1-18-26)
3-Pt Fg Pct (Min 2 Made)	1.000 (3-3).....	Kintavious Dozier, Alabama A&M (12-17-25)
Free Throws Made	11.....	2x, MR: Keyshawn Hall, Auburn (1-20-26)
Free Throw Att.	12.....	2x, MR: Keyshawn Hall, Auburn (1-20-26)
Rebounds	15.....	Mohamed Wague, Oklahoma (1-3-26)
Assists	9.....	2x, MR: Darius Acuff Jr., #15 Arkansas (1-7-26)
Steals	4.....	Tycen Mcdaniels, Alcorn State (12-29-25)
Blocked Shots	8.....	Zuby Ejiofor, #22 St. John's (12-6-25)
Turnovers	6.....	Malik Reneau, Miami (12-2-25)



## GAME 5 • vs. AUSTIN PEAY • NOV. 18



Official Basketball Box Score - Final  
**Austin Peay at Ole Miss**  
 11/18/25 The Sandy and John Black Pavilion at Ole Miss, Oxford, Miss.  
 2025-26 Men's Basketball

Game Time: 7:00 PM  
 Game Duration: 1:53  
 Attendance: 7,473

Officials: Joe Lindsay, K.B. Burdett Jr., Errol Lewis

Austin Peay - 65

Record: 3-2

NO. Name	Min	FG	3P	FT	Rebounds	Fouls	TP	AS	TO	ST	Blocks	+/-
		M-A	M-A	M-A	OR DR TOT	PF FO					BS BA	
0 Tate McCubbin	F 34:55	1-9	1-7	0-0	1 7 8	3 0 3	1	1	0	0	0	-3
5 Rashad Marshall	F 28:07	6-11	0-0	2-2	6 0 6	2 2 14	0	0	0	2	2	-8
32 Collin Parker	F 32:51	6-13	4-9	2-2	1 7 8	2 3 18	3	2	0	0	0	-5
1 Zyree Collins	G 33:32	6-18	3-10	2-3	1 1 4	5 4 17	6	5	3	0	1	-4
12 Anton Brookshire	G 11:38	1-4	0-2	0-0	2 2 2	1 0 2	1	1	2	0	1	-13
20 Quan Lax	14:38	2-5	0-1	0-0	0 1 1	2 0 4	1	1	0	1	0	-6
7 Creighton Morisch	11:07	1-2	0-0	0-0	2 0 2	1 1 2	0	2	0	0	0	0
23 Ja'Corey Robinson	12:04	1-3	0-0	0-0	0 3 3	0 0 2	1	1	0	0	0	-7
3 Matt Enright	16:36	1-4	1-3	0-0	2 1 3	1 1 3	2	0	0	0	0	9
24 Hansel Emmanuel	02:15	0-1	0-0	0-0	1 0 1	0 0 0	0	0	0	0	0	-1
2 Tyler Wagner	00:47	0-0	0-0	0-0	0 0 0	0 0 0	0	0	1	0	0	1
10 Terrell Gaines	00:47	0-0	0-0	0-0	0 0 0	1 0 0	0	0	1	0	0	1
22 Travis Toran	00:47	0-0	0-0	0-0	0 1 1	0 0 0	0	0	0	0	1	0
Team					1 3 4	0 0	0	0	0	0	0	
Totals		25-70	9-33	6-7	17 26 43	18 11 65	15	12	9	3	5	-7

Major Fouls: NONE

Ole Miss - 72

Record: 5-0

NO. Name	Min	FG	3P	FT	Rebounds	Fouls	TP	AS	TO	ST	Blocks	+/-
		M-A	M-A	M-A	OR DR TOT	PF FO					BS BA	
0 Malik Dia	F 28:45	7-14	1-3	3-4	1 6 7	3 3 18	2	2	1	1	1	14
4 James Scott	F 24:14	3-6	0-0	0-2	3 3 6	0 1 6	1	0	1	3	1	8
2 AJ Storr	G 29:29	3-9	1-3	4-6	0 3 3	3 4 11	3	1	0	1	0	15
6 Ilias Kamardine	G 37:28	5-11	2-5	3-3	1 6 7	1 5 15	7	4	1	0	0	12
13 Kezza Giffa	G 14:09	0-3	0-2	2-2	0 3 3	0 1 2	0	3	2	0	0	-10
88 Augusto Cassia	11:04	1-3	0-1	0-0	0 1 1	2 1 2	1	0	1	0	0	-4
1 Corey Chest	09:39	1-2	0-0	1-1	2 0 2	1 1 3	0	1	0	0	0	-7
11 Travis Perry	16:01	1-7	1-7	0-0	1 0 1	0 0 3	2	0	2	0	1	3
23 Patton Pinkins	19:01	3-5	2-2	0-0	2 1 3	0 0 8	2	0	0	0	0	8
8 Eduardo Klatke	10:10	1-2	0-1	2-3	0 1 1	1 2 4	0	0	1	0	0	-4
Team					4 4 8	0 0	0	0	0	0	0	
Totals		25-61	7-24	15-21	14 28 42	11 18 72	18	11	9	5	3	7

Major Fouls: NONE

	AP	OM
Biggest lead	0 (1 <sup>st</sup> 20:00)	17 (2 <sup>nd</sup> 15:03)
Best Scoring Run	14 (2 <sup>nd</sup> 8:25)	10 (2 <sup>nd</sup> 3:10)
Lead Changes	0	
Times Tied	1	
Time with Lead	00:00	38:45

Points from	AP	OM
Turnovers	16	8
Paint	30	28
Second Chance	16	18
Fast Breaks	12	8
Bench	11	20

Period by Period Scoring	1st	2nd	TOT
AP	23	42	65
OM	31	41	72

## GAME 6 • vs. IOWA • NOV. 25



Official Basketball Box Score - Final  
**Ole Miss at Iowa**  
 11/25/25 Acrisure Arena, Palm Desert  
 2025-26 Men's Basketball

Game Time: 6:30 PM  
 Game Duration: 2:00

Officials: Kipp Kissing, Brooks Wells, Todd Austin

Ole Miss - 69

Record: 5-1

NO. Name	Min	FG	3P	FT	Rebounds	Fouls	TP	AS	TO	ST	Blocks	+/-
		M-A	M-A	M-A	OR DR TOT	PF FO					BS BA	
0 Malik Dia	F 16:15	1-6	0-1	0-0	0 2 2	1 0 2	1	2	0	2	0	-13
4 James Scott	F 26:18	3-5	0-0	0-0	2 6 8	1 0 6	1	2	0	2	0	0
2 AJ Storr	G 31:08	6-10	2-4	6-10	1 4 5	4 6 22	2	2	0	0	1	-2
6 Ilias Kamardine	G 36:31	5-12	0-4	2-2	1 0 1	3 2 12	4	5	2	2	0	-4
13 Kezza Giffa	G 27:57	3-6	2-4	5-6	1 1 2	4 6 13	0	0	0	0	0	-5
88 Augusto Cassia	13:49	1-3	0-1	0-0	1 1 2	3 1 2	0	0	0	0	1	11
11 Travis Perry	10:33	0-1	0-0	0-0	2 2 2	2 0 0	0	0	0	0	0	-4
23 Patton Pinkins	07:31	2-3	1-2	0-0	0 0 0	0 0 1	5	0	0	0	0	3
1 Corey Chest	07:30	1-1	0-0	0-0	0 0 0	1 2 2	0	0	0	0	0	-5
8 Eduardo Klatke	20:28	1-2	1-1	2-2	0 5 5	0 2 5	1	1	0	0	0	-6
Team					0 2 2	0 0	0	1	0	0	0	
Totals		23-49	6-17	17-20	6 23 29	20 19 69	9	13	2	7	1	-5

Major Fouls: NONE

Iowa - 74

Record: 6-0

NO. Name	Min	FG	3P	FT	Rebounds	Fouls	TP	AS	TO	ST	Blocks	+/-
		M-A	M-A	M-A	OR DR TOT	PF FO					BS BA	
3 Cam Manyawu	F 15:56	2-4	0-0	2-2	2 2 4	4 1 6	1	0	2	0	2	5
8 Cooper Koch	F 34:38	5-7	1-3	3-4	4 6 10	4 4 14	1	2	1	0	0	8
6 Tavion Banks	G 22:40	1-5	0-2	5-7	1 0 1	2 4 7	0	0	2	0	2	8
11 Kael Combs	G 37:40	3-6	0-2	1-2	0 2 2	2 2 4	7	2	0	0	1	7
14 Bennett Stirtz	G 40:00	9-20	6-8	5-6	0 3 3	3 6 29	2	1	0	0	0	5
7 Alvaro Folgueiras	21:01	2-7	1-3	2-2	0 2 2	2 2 7	2	0	0	1	2	3
23 Isiah Howard	12:49	2-6	0-3	0-1	2 2 4	1 1 4	0	1	0	0	0	-5
24 Tate Sage	03:59	0-0	0-0	0-0	0 0 0	0 0 0	0	0	0	0	0	-1
27 Trevin Jirak	03:03	0-0	0-0	0-0	0 0 0	0 0 0	0	1	2	0	0	-6
15 Brendan Hausen	08:14	0-1	0-1	0-0	0 0 0	1 1 0	0	0	0	0	0	1
Team					2 2 4	0 0	0	1	0	0	0	
Totals		24-56	8-22	18-24	11 19 30	19 20 74	9	7	5	1	7	5

Major Fouls: NONE

	MISS	IOWA
Biggest lead	4 (1 <sup>st</sup> 5:07)	8 (2 <sup>nd</sup> 1:56)
Best Scoring Run	7 (2 <sup>nd</sup> 18:36)	9 (1 <sup>st</sup> 2:39)
Lead Changes	10	
Times Tied	9	
Time with Lead	03:13	31:08

Points from	MISS	IOWA
Turnovers	8	13
Paint	26	28
Second Chance	11	18
Fast Breaks	4	0
Bench	14	11

Period by Period Scoring	1st	2nd	TOT
MISS	31	38	69
IOWA	31	43	74

## GAME 7 • vs. UTAH • NOV. 26



Official Basketball Box Score - Final  
**Utah at Ole Miss**  
 11/26/25 Acrisure Arena, Palm Desert  
 2025-26 Men's Basketball

Game Time: 9:00 PM  
 Game Duration: 2:00

Officials: Bill Vnovich, Deidre Carr, Todd Austin

Utah - 75

Record: 6-2

NO. Name	Min	FG	3P	FT	Rebounds	Fouls	TP	AS	TO	ST	Blocks	+/-
		M-A	M-A	M-A	OR DR TOT	PF FO					BS BA	
0 Seydou Traore	F 23:36	2-4	0-0	2-2	0 1 1	5 1 6	2	4	2	0	0	0
7 Josh Hayes	F 16:58	3-4	0-0	4-4	1 2 3	1 2 10	1	0	0	2	0	3
8 Keana Dawes	F 25:17	3-4	0-1	0-2	1 4 5	2 4 6	3	1	1	0	0	0
2 Terrence Brown	G 28:57	3-11	2-4	6-8	0 1 1	1 5 14	4	3	0	0	0	1
3 Don McHenry	G 35:18	10-15	5-6	2-2	0 2 0	2 27 3	2	2	0	1	0	1
6 Jacob Patrick	17:00	1-4	1-3	0-0	0 0 0	3 0 3	0	0	0	0	1	-2
21 Obomate Abbey	15:49	0-4	0-0	0-0	1 0 1	1 0 0	1	0	0	1	0	-4
13 Kendyl Sanders	22:52	3-7	2-4	1-2	2 6 8	3 3 9	2	0	0	0	2	-6
32 James Okonkwo	14:13	0-0	0-0	0-0	2 2 4	1 1 0	0	1	1	0	0	0
Team					1 1 2	0 0	0	2	0	0	0	
Totals		25-53	10-19	15-20	10 17 27	17 18 75	16	13	6	2	6	1

Major Fouls: NONE

Ole Miss - 74

Record: 5-2

NO. Name	Min	FG	3P	FT	Rebounds	Fouls	TP	AS	TO	ST	Blocks	+/-
		M-A	M-A	M-A	OR DR TOT	PF FO					BS BA	
0 Malik Dia	F 25:58	5-9	0-1	7-9	4 5 9	1 7 17	1	3	1	3	0	-4
4 James Scott	F 23:08	4-5	0-0	1-2	3 2 5	1 1 9	1	0	2	0	0	-16
2 AJ Storr	G 26:32	5-10	0-1	0-0	0 3 3	2 1 10	2	0	0	0	0	-2
6 Ilias Kamardine	G 33:38	5-7	1-2	4-4	0 2 2	3 4 16	3	2	1	1	0	-8
13 Kezza Giffa	G 12:39	0-3	0-0	0-0	0 0 0	0 0 0	2	1	0	0	1	-5
11 Travis Perry	16:00	1-6	1-4	0-0	0 1 1	0 0 3	2	0	0	0	0	0
23 Patton Pinkins	27:49	5-9	2-4	2-2	0 1 1	1 3 14	1	0	0	0	0	8
88 Augusto Cassia	09:32	1-1	0-0	0-0	0 0 0	3 0 2	0	1	0	1	0	6
1 Corey Chest	09:12	2-4	0-0	0-0	2 2 4	2 0 4	0	0	0	0	1	8
8 Eduardo Klatke	13:50	0-2	0-2	0-0	1 2 3	2 1 0	0	3	1	1	0	6
3 Koren Johnson	01:42	0-0	0-0	0-0	0 0 0	0 0 0	0	0	0	0	0	-4
Team					0 2 2	0 0	0	2	0	0	0	
Totals		28-56	4-14	14-17	10 20 30	18 17 74	15	11	5	6	2	-1

Major Fouls: Dia (F1) 2<sup>nd</sup> 18:57

	Utah	OLEMIS
Biggest lead	14 (2 <sup>nd</sup> 16:13)	4 (1 <sup>st</sup> 12:04)
Best Scoring Run	8 (2 <sup>nd</sup> 16:13)	7 (2 <sup>nd</sup> 3:38)
Lead Changes	7	
Times Tied	10	
Time with Lead	23:21	10:48

Points from	Utah	OLEMIS
Turnovers	12	9
Paint	26	40
Second Chance	4	11
Fast Breaks	8	5
Bench	12	23

## GAME 9 • at ST. JOHN'S • DEC. 6



Official Basketball Box Score - Final  
Ole Miss at St. John's (NY)  
12/06/25 Madison Square Garden, New York  
2025-26 Men's Basketball

Game Time: 8:00 PM  
Game Duration: 2:11  
Attendance: 14,799

Officials: Brian O'Connell, Matt Potter, Doug Whiss

Ole Miss - 58

Record: 5-4

NO. Name	Min	FG	3P	FT	Rebounds	Fouls	TP	AS	TO	ST	Blocks	+	-
		M-A	M-A	M-A	OR DR TOT	PF PD					BS BA		
4 James Scott	F 09:15	0-0	0-0	2-2	0 1 1 2 2	2 0	2	0	2	0	0	0	-5
88 Augusto Cassia	F 08:18	0-0	0-0	0-0	0 1 1 2 0	0 0	1	0	0	0	0	0	-6
2 AJ Storr	G 15:04	0-6	0-2	2-4	0 1 1 2 2	2 0	3	0	0	1	0	1	-10
6 Ilias Kamardine	G 32:53	6-19	2-5	2-2	1 2 3 1 2	16 2	4	0	0	3	0	3	-5
11 Travis Perry	G 09:42	0-2	0-0	0-0	0 0 0 2 0	0 0	0	0	0	0	0	0	-4
1 Corey Chest	24:32	3-3	0-0	0-0	4 6 10 5 0	6 2	1	1	1	1	0	1	0
5 Hobert Grayson IV	08:59	0-2	0-0	1-2	0 0 0 1 1	1 1	1	0	1	0	1	0	-7
31 Zach Day	06:02	0-0	0-0	0-0	1 1 2 1 0	0 0	0	0	0	0	0	0	-4
8 Eduardo Klatke	07:20	0-0	0-0	1-2	0 1 1 2 1	1 0	0	0	0	0	0	0	-4
13 Kezza Giffa	23:44	3-9	0-3	4-4	0 1 1 4 3	10 2	1	7	0	0	1	1	-6
23 Patton Pinkins	09:15	0-2	0-0	0-0	0 1 1 0 1	0 0	1	0	0	0	0	0	-2
0 Malik Dia	27:11	7-13	0-1	4-4	3 7 10 1 5	16 1	3	1	2	3	2	2	0
3 Koren Johnson	17:45	1-5	0-1	0-0	0 1 1 3 1	2 1	2	1	0	1	1	1	16
Team					4 0 4 0 0	0 2							
Totals		20:55	12:16	16:20	13 23 36 26 18	58 9	20	11	3	10	5		

Major Fouls: NONE

St. John's (NY) - 63

Record: 5-3

NO. Name	Min	FG	3P	FT	Rebounds	Fouls	TP	AS	TO	ST	Blocks	+	-
		M-A	M-A	M-A	OR DR TOT	PF PD					BS BA		
23 Bryce Hopkins	F 23:06	3-6	0-1	2-3	2 4 6 2 3	8 2	3	0	1	0	0	0	-4
24 Zubey Ejofor	F 34:20	3-8	0-0	9-11	6 3 9 2 10	15 0	3	3	8	1	8	1	8
0 Dylan Darling	G 24:01	1-5	0-2	5-6	1 1 2 3 4	7 2	2	1	0	1	0	1	-3
3 Joson Sanon	G 18:35	1-3	1-3	4-6	0 2 2 4 3	7 1	3	2	0	0	0	0	11
4 Ozyah Sellers	G 39:17	2-8	1-5	2-3	1 3 4 2 2	7 2	3	2	0	0	0	0	4
1 Dillon Mitchell	23:19	3-3	0-0	1-4	3 4 7 1 3	7 1	2	3	0	0	0	0	5
11 Ian Jackson	19:04	2-11	1-6	2-2	0 2 2 0 1	7 0	0	0	1	0	0	0	-4
17 Ruben Prey	05:40	1-1	0-0	0-0	1 0 1 2 0	2 0	0	0	1	0	0	0	-3
2 Sadiku Ibne Ayo	08:17	1-3	1-1	0-0	0 1 1 1 0	3 0	0	1	1	0	0	0	0
31 Letteris Liotopoulos	02:21	0-2	0-2	0-0	0 1 1 0 0	0 0	1	0	0	0	0	0	2
6 Casper Pohio	02:00	0-0	0-0	0-0	0 0 0 1 0	0 0	1	0	0	0	0	0	1
Team					1 2 3 0 0	0 1							
Totals		17:50	4:22	25:35	15 23 38 18 26	63 8	20	13	10	3	5		

Major Fouls: NONE

	MISS	SJU
Biggest lead	3 (1 <sup>st</sup> 14:53)	15 (1 <sup>st</sup> 4:42)
Best Scoring Run	10 (2 <sup>nd</sup> 5:09)	8 (1 <sup>st</sup> 12:49)
Lead Changes	2	
Times Tied	2	
Time with Lead	01:14	35:43

Points from	MISS	SJU
Turnovers	11	20
Paint	34	24
Second Chance	10	18
Fast Breaks	0	13
Bench	38	19

Period by Period Scoring	1st	2nd	TOT
MISS	25	33	58
SJU	33	30	63

## GAME 10 • vs. SOUTHERN MISS • DEC. 13



Official Basketball Box Score - Final  
Southern Miss. at Ole Miss  
12/13/25 Mississippi Coast Coliseum, Biloxi  
2025-26 Men's Basketball

Game Time: 2:00 PM  
Game Duration: 2:04

Officials: Mike Nance, Patrick Evans, John Johnson

Southern Miss. - 67

Record: 6-5

NO. Name	Min	FG	3P	FT	Rebounds	Fouls	TP	AS	TO	ST	Blocks	+	-
		M-A	M-A	M-A	OR DR TOT	PF PD					BS BA		
4 Tylik Weeks	F 37:44	8-19	0-2	2-5	4 6 10 2 7	18 4	3	1	0	3	1	1	0
15 Djah Binet	F 31:21	3-4	0-0	3-4	3 3 6 3 4	9 0	0	1	1	0	0	0	3
0 Curt Lewis	G 35:18	1-6	1-5	3-4	0 3 3 3 2	6 1	0	1	1	0	0	0	7
10 Issac Taveras	G 29:07	9-13	0-1	2-3	0 7 7 4 4	20 2	2	1	0	1	0	1	7
13 Dylan Brumfield	G 36:28	2-5	1-1	3-4	0 2 2 4 2	8 3	3	0	0	0	0	0	-3
22 Tegra Izay	08:20	0-0	0-0	0-0	0 1 1 1 0	0 0	0	0	0	0	0	0	-7
6 Robert Cowherd	02:44	0-1	0-1	0-0	0 0 0 1 0	0 0	2	0	0	0	0	0	-4
3 Chiente Tramble	03:51	2-3	2-3	0-0	0 0 0 3 0	6 0	2	0	0	0	0	0	-1
2 Brewer Carruth	12:32	0-2	0-2	0-0	0 1 1 0 0	0 0	0	0	0	0	0	0	-17
7 Fallou Diagne	02:35	0-1	0-1	0-0	0 0 0 0 0	0 0	1	0	0	0	0	0	-6
Team					2 1 3 0 0	0 1							
Totals		25:54	4:16	13:20	9 24 33 21 19	67 10	14	4	1	4	4		

Major Fouls: NONE

Ole Miss - 71

Record: 6-4

NO. Name	Min	FG	3P	FT	Rebounds	Fouls	TP	AS	TO	ST	Blocks	+	-
		M-A	M-A	M-A	OR DR TOT	PF PD					BS BA		
0 Malik Dia	F 25:08	4-7	0-0	3-5	0 6 6 4 4	11 1	0	0	0	0	0	0	4
1 Corey Chest	F 13:04	0-1	0-0	0-2	0 0 0 2 1	0 1	0	1	2	0	3	0	0
2 AJ Storr	G 35:57	8-12	1-4	4-5	3 1 4 3 3	21 1	4	2	0	0	0	9	0
6 Ilias Kamardine	G 33:16	1-7	0-2	2-3	1 5 6 2 2	4 2	0	0	0	0	0	0	-1
11 Travis Perry	G 13:20	2-4	2-4	0-0	0 1 1 2 1	6 0	0	0	0	0	0	0	0
4 James Scott	05:41	0-0	0-0	0-0	0 3 3 0 0	0 0	1	0	1	0	0	0	4
13 Kezza Giffa	27:24	4-6	1-3	4-4	0 2 2 2 5	13 2	1	3	0	0	0	0	0
88 Augusto Cassia	14:25	1-1	0-0	0-0	0 1 1 0 0	2 0	0	0	1	1	0	0	-4
31 Zach Day	02:42	0-2	0-2	0-0	0 0 0 1 0	0 0	0	0	0	0	0	0	-5
3 Koren Johnson	04:47	0-1	0-0	2-2	0 0 0 1 1	2 2	0	0	1	0	0	0	4
23 Patton Pinkins	21:35	4-8	1-2	3-5	0 3 3 2 4	12 1	0	1	0	1	0	1	8
8 Eduardo Klatke	02:41	0-0	0-0	0-0	0 0 0 0 0	0 0	0	1	1	0	0	0	-3
Team					0 2 2 0 0	0 1							
Totals		24:49	5:17	18:26	4 24 28 19 21	71 10	8	10	4	1	4		

Major Fouls: NONE

	USM	UM
Biggest lead	5 (2 <sup>nd</sup> 13:42)	10 (1 <sup>st</sup> 6:37)
Best Scoring Run	9 (2 <sup>nd</sup> 19:52)	8 (2 <sup>nd</sup> 7:18)
Lead Changes	9	
Times Tied	8	
Time with Lead	06:06	29:25

Points from	USM	UM
Turnovers	12	17
Paint	34	30
Second Chance	10	7
Fast Breaks	19	22
Bench	6	29

Period by Period Scoring	1st	2nd	TOT
USM	29	38	67
UM	31	40	71

## GAME 11 • vs. ALABAMA A&M • DEC. 17



Official Basketball Box Score - Final  
Alabama A&M at Ole Miss  
12/17/25 Gateway Bank Arena, Tupelo, Miss.  
2025-26 Men's Basketball

Game Time: 7:00 PM  
Game Duration: 2:23  
Attendance: 2,317

Officials: Joe Lindsay, Josue Nieves, Hunter Allen

Alabama A&M - 66

Record: 6-5

NO. Name	Min	FG	3P	FT	Rebounds	Fouls	TP	AS	TO	ST	Blocks	+	-
		M-A	M-A	M-A	OR DR TOT	PF PD					BS BA		
13 Angok Anyang	F 21:07	1-1	0-0	0-0	1 1 2 4 0	2 0	1	1	0	0	0	0	-7
30 James Pilgim	F 13:01	0-1	0-1	1-2	0 2 2 2 1	1 0	1	0	1	0	0	0	-19
00 Kintavious Dozier	G 34:05	6-13	3-3	0-0	0 5 5 2 2	15 0	2	1	0	0	0	0	-16
1 Koron Davis	G 35:58	5-16	2-6	2-2	1 2 3 3 3	14 2	3	0	0	0	0	0	-12
3 Sami Pissis	G 33:51	5-10	3-5	4-8	1 3 4 4 5	17 5	1	0	0	0	0	0	-14
4 Gabe Kincy	23:34	3-5	1-2	2-2	1 3 4 4 1	9 0	0	0	0	0	0	0	-6
23 Samuel Onu	15:33	1-1	0-0	1-2	0 2 2 3 1	3 1	1	1	0	0	0	0	6
24 Louis Hutchinson	12:18	0-3	0-1	0-0	0 1 1 2 0	0 0	1	0	0	0	0	0	-1
2 Bilal Abdur-Rahman	10:33	1-1	0-0	3-4	0 1 1 0 5	5 1	0	0	0	0	0	0	-1
Team					3 3 6 0 0	0 1							
Totals		22:51	9:18	13:20	7 23 30 24 18	66 9	11	3	1	5	14		

Major Fouls: Pissis (TF) 2<sup>nd</sup> 16:17 Onu (TF) 2<sup>nd</sup> 2:49

Ole Miss - 80

Record: 7-4

NO.	Name	Min	FG		3P	FT	Rebounds		Fouls	TP	AS	TO	ST	Blocks		+/-
			M	A	M	A	OR	DR	TOT	PF	PD	BS	BA			
Shooting By Period																
		1st		FG%		17:26		65.4%								
0 Malik Dia		F 31:39	9-19	3-5	6-13	2 5 7 1 7		27		1	1	0	2	1	1	
1 Corey Chest		F 22:40	3-4	0-0	0-1	1 6 7 0 1		6		1	0	1	1	0	14	
2 AJ Storr		G 32:17	5-8	2-3	2-3	3 3 6 3 5		14		4	2	0	0	0	10	
6 Ilias Kamardine		G 32:48	3-4	0-1	3-5	0 5 5 3 4		9		8	1	1	1	0	15	
11 Travis Perry		G 21:36	2-3	2-3	1-2	0 2 2 3 1		7		2	0	2	0	0	19	
4 James Scott		09:23	1-1	0-0	0-0	0 0 0 1 2		0		0	0	1	0	0	3	
23 Patton Pinkins		16:11	1-4	1-3	0-0	0 0 0 1 0		3		1	0	0	0	0	-8	
13 Kezza Giffa		17:01	0-2	0-2	6-6	0 1 1 3 3		6		2	2	0	0	0	0	
88 Augusto Cassia		10:42	3-4	0-0	0-0	1 0 1 3 0		6		0	0	0	0	0	5	
3 Koren Johnson		03:06	0-0	0-0	0-0	0 0 0 0 0		0		0	0	0	1	0	0	
8 Eduardo Klatke		02:01	0-1	0-1	0-0	0 0 0 1 0		0		0	0	0	0	0	1	
Team		1 3 4 0 0 0 2														
Totals																
		27:50	8-18	18-30	8 25	33	18	22	80	19	8	4	5	1	14	
Dead Ball Rebounds: 4, 0, 0, 0, 0, 0, 0, 0, 0, 0, 0, 0, 0, 0, 0, 0, 0, 0, 0, 0, 0, 0, 0, 0, 0, 0, 0, 0, 0, 0, 0, 0, 0, 0, 0, 0, 0, 0, 0, 0, 0, 0, 0, 0, 0, 0, 0, 0, 0, 0, 0, 0, 0, 0, 0, 0, 0, 0, 0, 0, 0, 0, 0, 0, 0, 0, 0, 0, 0, 0, 0, 0, 0, 0, 0, 0, 0, 0, 0, 0, 0, 0, 0, 0, 0, 0, 0, 0, 0, 0, 0, 0, 0, 0, 0, 0, 0, 0, 0, 0, 0, 0, 0, 0, 0, 0, 0, 0, 0, 0, 0, 0, 0, 0, 0, 0, 0, 0, 0, 0, 0, 0, 0, 0, 0, 0, 0, 0, 0, 0, 0, 0, 0, 0, 0, 0, 0, 0, 0, 0, 0, 0, 0, 0, 0, 0, 0, 0, 0, 0, 0, 0, 0, 0, 0, 0, 0, 0, 0, 0, 0, 0, 0, 0, 0, 0, 0, 0, 0, 0, 0, 0, 0, 0, 0, 0, 0, 0, 0, 0, 0, 0, 0, 0, 0, 0, 0, 0, 0, 0, 0, 0, 0, 0, 0, 0, 0, 0, 0, 0, 0, 0, 0, 0, 0, 0, 0, 0, 0, 0, 0, 0, 0, 0, 0, 0, 0, 0, 0, 0, 0, 0, 0, 0, 0, 0, 0, 0, 0, 0, 0, 0, 0, 0, 0, 0, 0, 0, 0, 0, 0, 0, 0, 0, 0, 0, 0, 0, 0, 0, 0, 0, 0, 0, 0, 0, 0, 0, 0, 0, 0, 0, 0, 0, 0, 0, 0, 0, 0, 0, 0, 0, 0, 0, 0, 0, 0, 0, 0, 0, 0, 0, 0, 0, 0, 0, 0, 0, 0, 0, 0, 0, 0, 0, 0, 0, 0, 0, 0, 0, 0, 0, 0, 0, 0, 0, 0, 0, 0, 0, 0, 0, 0, 0, 0, 0, 0, 0, 0, 0, 0, 0, 0, 0, 0, 0, 0, 0, 0, 0, 0, 0, 0, 0, 0, 0, 0, 0, 0, 0, 0, 0, 0, 0, 0, 0, 0, 0, 0, 0, 0, 0, 0, 0, 0, 0, 0, 0, 0, 0, 0, 0, 0, 0, 0, 0, 0, 0, 0, 0, 0, 0, 0, 0, 0, 0, 0, 0, 0, 0, 0, 0, 0, 0, 0, 0, 0, 0, 0, 0, 0, 0, 0, 0, 0, 0, 0, 0, 0, 0, 0, 0, 0, 0, 0, 0, 0, 0, 0, 0, 0, 0, 0, 0, 0, 0, 0, 0, 0, 0, 0, 0, 0, 0, 0, 0, 0, 0, 0, 0, 0, 0, 0, 0, 0, 0, 0, 0, 0, 0, 0, 0, 0, 0, 0, 0, 0, 0, 0, 0, 0, 0, 0, 0, 0, 0, 0, 0, 0, 0, 0, 0, 0, 0, 0, 0, 0, 0, 0, 0, 0, 0, 0, 0, 0, 0, 0, 0, 0, 0, 0, 0, 0, 0, 0, 0, 0, 0, 0, 0, 0, 0, 0, 0, 0, 0, 0, 0, 0, 0, 0, 0, 0, 0, 0, 0, 0, 0, 0, 0, 0, 0, 0, 0, 0, 0, 0, 0, 0, 0, 0, 0, 0, 0, 0, 0, 0, 0, 0, 0, 0, 0, 0, 0, 0, 0, 0, 0, 0, 0, 0, 0, 0, 0, 0, 0, 0, 0, 0, 0, 0, 0, 0, 0, 0, 0, 0, 0, 0, 0, 0, 0, 0, 0, 0, 0, 0, 0, 0, 0, 0, 0, 0, 0, 0, 0, 0, 0, 0, 0, 0, 0, 0, 0, 0, 0, 0, 0, 0, 0, 0, 0, 0, 0, 0, 0, 0, 0, 0, 0, 0, 0, 0, 0, 0, 0, 0, 0, 0, 0, 0, 0, 0, 0, 0, 0, 0, 0, 0, 0, 0, 0, 0, 0, 0, 0, 0, 0, 0, 0, 0, 0, 0, 0, 0, 0, 0, 0, 0, 0, 0, 0, 0, 0, 0, 0, 0, 0, 0, 0, 0, 0, 0, 0, 0, 0, 0, 0, 0, 0, 0, 0, 0, 0, 0, 0, 0, 0, 0, 0, 0, 0, 0, 0, 0, 0, 0, 0, 0, 0, 0, 0, 0, 0, 0, 0, 0, 0, 0, 0, 0, 0, 0, 0, 0, 0, 0, 0, 0, 0, 0, 0, 0, 0, 0, 0, 0, 0, 0, 0, 0, 0, 0, 0, 0, 0, 0, 0, 0, 0, 0, 0, 0, 0, 0, 0, 0, 0, 0, 0, 0, 0, 0, 0, 0, 0, 0, 0, 0, 0, 0, 0, 0, 0, 0, 0, 0, 0, 0, 0, 0, 0, 0, 0, 0, 0, 0, 0, 0, 0, 0, 0, 0, 0, 0, 0, 0, 0, 0, 0, 0, 0, 0, 0, 0, 0, 0, 0, 0, 0, 0, 0, 0, 0, 0, 0, 0, 0, 0, 0, 0, 0, 0, 0, 0, 0, 0, 0, 0, 0, 0, 0, 0, 0, 0, 0, 0, 0, 0, 0, 0, 0, 0, 0, 0, 0, 0, 0, 0, 0, 0, 0, 0, 0, 0, 0, 0, 0, 0, 0, 0, 0, 0, 0, 0, 0, 0, 0, 0, 0, 0, 0, 0, 0, 0, 0, 0, 0, 0, 0, 0, 0, 0, 0, 0, 0, 0, 0, 0, 0, 0, 0, 0, 0, 0, 0, 0, 0, 0, 0, 0, 0, 0, 0, 0, 0, 0, 0, 0, 0, 0, 0, 0, 0, 0, 0, 0, 0, 0, 0, 0, 0, 0, 0, 0, 0, 0, 0, 0, 0, 0, 0, 0, 0, 0, 0, 0, 0, 0, 0, 0, 0, 0, 0, 0, 0, 0, 0, 0, 0, 0, 0, 0, 0, 0, 0, 0, 0, 0, 0, 0, 0, 0, 0, 0, 0, 0, 0, 0, 0, 0, 0, 0, 0, 0, 0, 0, 0, 0, 0, 0, 0, 0, 0, 0, 0, 0, 0, 0, 0, 0, 0, 0, 0, 0, 0, 0, 0, 0, 0, 0, 0, 0, 0, 0, 0, 0, 0, 0, 0, 0, 0, 0, 0, 0, 0, 0, 0, 0, 0, 0, 0, 0, 0, 0, 0, 0, 0, 0, 0, 0, 0, 0, 0, 0, 0, 0, 0, 0, 0, 0, 0, 0, 0, 0, 0, 0, 0, 0, 0, 0, 0, 0, 0, 0, 0, 0, 0, 0, 0, 0, 0, 0, 0, 0, 0, 0, 0, 0, 0, 0, 0, 0, 0, 0, 0, 0, 0, 0, 0, 0, 0, 0, 0, 0, 0, 0, 0, 0, 0, 0, 0, 0, 0, 0, 0, 0, 0, 0, 0, 0, 0, 0, 0, 0, 0, 0, 0, 0, 0, 0, 0, 0, 0, 0, 0, 0, 0, 0, 0, 0, 0, 0, 0, 0, 0, 0, 0, 0, 0, 0, 0, 0, 0, 0, 0, 0, 0, 0, 0, 0, 0, 0, 0, 0, 0, 0, 0, 0, 0, 0, 0, 0, 0, 0, 0, 0, 0, 0, 0, 0, 0, 0, 0, 0, 0, 0, 0, 0, 0, 0, 0, 0, 0, 0, 0, 0, 0, 0, 0, 0, 0, 0, 0, 0, 0, 0, 0, 0, 0, 0, 0, 0, 0, 0, 0, 0, 0, 0, 0, 0, 0, 0, 0, 0, 0, 0, 0, 0, 0, 0, 0, 0, 0, 0, 0, 0, 0, 0, 0, 0, 0, 0, 0, 0, 0, 0, 0, 0, 0, 0, 0, 0, 0, 0, 0, 0, 0, 0, 0, 0, 0, 0, 0, 0, 0, 0, 0, 0, 0, 0, 0, 0, 0, 0, 0, 0, 0, 0, 0, 0, 0, 0, 0, 0, 0, 0, 0, 0, 0, 0, 0, 0, 0, 0, 0, 0, 0, 0, 0, 0, 0, 0, 0, 0, 0, 0, 0, 0, 0, 0, 0, 0, 0, 0, 0, 0, 0, 0, 0, 0, 0, 0, 0, 0, 0, 0, 0, 0, 0, 0, 0, 0, 0, 0, 0, 0, 0, 0, 0, 0, 0, 0, 0, 0, 0, 0, 0, 0, 0, 0, 0, 0, 0, 0, 0, 0, 0, 0, 0, 0, 0, 0, 0, 0, 0, 0, 0, 0, 0, 0, 0, 0, 0, 0, 0, 0, 0, 0, 0, 0, 0, 0, 0, 0, 0, 0, 0, 0, 0, 0, 0, 0, 0, 0, 0, 0, 0, 0, 0, 0, 0, 0, 0, 0, 0, 0, 0, 0, 0, 0, 0, 0, 0, 0, 0, 0, 0, 0, 0, 0, 0, 0, 0, 0, 0, 0, 0, 0, 0, 0, 0, 0, 0, 0, 0, 0, 0, 0, 0, 0, 0, 0, 0, 0, 0, 0, 0, 0, 0, 0, 0, 0, 0, 0, 0, 0, 0, 0, 0, 0, 0, 0, 0, 0, 0, 0, 0, 0, 0, 0, 0, 0, 0, 0, 0, 0, 0, 0, 0, 0, 0, 0, 0, 0, 0, 0, 0, 0, 0, 0, 0, 0, 0, 0, 0, 0, 0, 0, 0, 0, 0, 0, 0, 0, 0, 0, 0, 0, 0, 0, 0, 0, 0, 0, 0, 0, 0, 0, 0, 0, 0, 0, 0, 0, 0, 0, 0, 0, 0, 0, 0, 0, 0, 0, 0, 0, 0, 0, 0, 0, 0, 0, 0, 0, 0, 0, 0, 0, 0, 0, 0, 0, 0, 0, 0, 0, 0, 0, 0, 0, 0, 0, 0, 0, 0, 0, 0, 0, 0, 0, 0, 0, 0, 0, 0, 0, 0, 0, 0, 0, 0, 0, 0, 0, 0, 0, 0, 0, 0, 0, 0, 0, 0, 0, 0, 0, 0, 0, 0, 0, 0, 0, 0, 0, 0, 0, 0, 0, 0, 0, 0, 0, 0, 0, 0, 0, 0, 0, 0, 0, 0, 0, 0, 0, 0, 0, 0, 0, 0, 0, 0, 0, 0, 0, 0, 0, 0, 0, 0, 0, 0, 0, 0, 0, 0, 0, 0, 0, 0, 0, 0, 0, 0, 0, 0, 0, 0, 0, 0, 0, 0, 0, 0, 0, 0, 0, 0, 0, 0, 0, 0, 0, 0, 0, 0, 0, 0, 0, 0, 0, 0, 0, 0, 0, 0, 0, 0, 0, 0, 0, 0, 0, 0, 0, 0, 0, 0, 0, 0, 0, 0, 0, 0, 0, 0, 0, 0, 0, 0, 0, 0, 0, 0, 0, 0, 0, 0, 0, 0, 0, 0, 0, 0, 0, 0, 0, 0, 0, 0, 0, 0, 0, 0, 0, 0, 0, 0, 0, 0, 0, 0, 0, 0, 0, 0, 0, 0, 0, 0, 0, 0, 0, 0, 0, 0, 0, 0, 0, 0, 0, 0, 0, 0, 0, 0, 0, 0, 0, 0, 0, 0, 0, 0, 0, 0, 0, 0, 0, 0, 0, 0, 0, 0, 0, 0, 0, 0, 0, 0, 0, 0, 0, 0, 0, 0, 0, 0, 0, 0, 0, 0, 0, 0, 0, 0, 0, 0, 0, 0, 0, 0, 0, 0, 0, 0, 0, 0, 0, 0, 0, 0, 0, 0, 0, 0, 0, 0, 0, 0, 0, 0, 0, 0, 0, 0, 0, 0, 0, 0, 0, 0, 0, 0, 0, 0, 0, 0, 0, 0, 0, 0, 0, 0, 0, 0, 0, 0, 0, 0, 0, 0, 0, 0, 0, 0, 0, 0, 0, 0, 0, 0, 0, 0, 0, 0, 0, 0, 0, 0, 0, 0, 0, 0, 0, 0, 0, 0, 0, 0, 0, 0, 0, 0, 0, 0, 0, 0, 0, 0, 0, 0, 0, 0, 0, 0, 0, 0, 0, 0, 0, 0, 0, 0, 0, 0, 0, 0, 0, 0, 0, 0, 0, 0, 0, 0, 0, 0, 0, 0, 0, 0, 0, 0, 0, 0, 0, 0, 0, 0, 0, 0, 0, 0, 0, 0, 0, 0, 0, 0, 0, 0, 0, 0, 0, 0, 0, 0, 0, 0, 0, 0, 0, 0, 0, 0, 0, 0, 0, 0, 0, 0, 0, 0, 0, 0, 0, 0, 0, 0, 0, 0, 0, 0, 0, 0, 0, 0, 0, 0, 0, 0, 0, 0, 0, 0, 0, 0, 0, 0, 0, 0, 0, 0, 0, 0, 0, 0, 0, 0, 0, 0, 0, 0, 0, 0, 0, 0, 0, 0, 0, 0, 0, 0, 0, 0, 0, 0, 0, 0, 0, 0, 0, 0, 0, 0, 0, 0, 0, 0, 0, 0, 0, 0, 0, 0, 0, 0, 0, 0, 0, 0, 0, 0, 0, 0, 0, 0, 0, 0, 0, 0, 0, 0, 0, 0, 0, 0, 0, 0, 0, 0, 0, 0, 0, 0, 0, 0, 0, 0, 0, 0, 0, 0, 0, 0, 0, 0, 0, 0, 0, 0, 0, 0, 0, 0, 0, 0, 0, 0, 0, 0, 0, 0, 0, 0, 0, 0, 0, 0, 0, 0, 0, 0, 0, 0, 0, 0, 0, 0, 0, 0, 0, 0, 0, 0, 0, 0, 0, 0, 0, 0, 0, 0, 0, 0, 0, 0, 0, 0, 0, 0, 0, 0, 0, 0, 0, 0, 0, 0, 0, 0, 0, 0, 0, 0, 0, 0, 0, 0, 0, 0, 0, 0, 0, 0, 0, 0, 0, 0, 0, 0, 0, 0, 0, 0, 0, 0, 0, 0, 0, 0, 0, 0, 0, 0, 0, 0, 0, 0, 0, 0, 0, 0, 0, 0, 0, 0, 0, 0, 0, 0, 0, 0, 0, 0, 0, 0, 0, 0, 0, 0, 0, 0, 0, 0, 0, 0, 0, 0, 0, 0, 0, 0, 0, 0, 0, 0, 0, 0, 0, 0, 0, 0, 0, 0, 0, 0, 0, 0, 0, 0, 0, 0, 0, 0, 0, 0, 0, 0, 0, 0, 0, 0, 0, 0, 0, 0, 0, 0, 0, 0, 0, 0, 0, 0, 0, 0, 0, 0, 0, 0, 0, 0, 0, 0, 0, 0, 0, 0, 0, 0, 0, 0, 0, 0, 0, 0, 0, 0, 0, 0, 0, 0, 0, 0, 0, 0, 0, 0, 0, 0, 0, 0, 0, 0, 0, 0, 0, 0, 0, 0, 0, 0, 0, 0, 0, 0, 0, 0, 0, 0, 0, 0, 0, 0, 0, 0, 0, 0, 0, 0, 0, 0, 0, 0, 0, 0, 0, 0, 0, 0, 0, 0, 0, 0, 0, 0, 0, 0, 0, 0, 0, 0, 0, 0, 0, 0, 0, 0, 0, 0, 0, 0, 0, 0, 0, 0, 0, 0, 0, 0, 0, 0, 0, 0, 0, 0, 0, 0, 0, 0, 0, 0, 0, 0, 0, 0, 0, 0, 0, 0, 0, 0, 0, 0, 0, 0, 0, 0, 0, 0, 0, 0, 0, 0, 0, 0, 0, 0, 0, 0, 0, 0, 0, 0, 0, 0, 0, 0, 0, 0, 0, 0, 0, 0, 0, 0, 0, 0, 0, 0, 0, 0, 0, 0, 0, 0, 0, 0, 0, 0, 0, 0, 0, 0, 0, 0, 0, 0, 0, 0, 0, 0, 0, 0, 0, 0, 0, 0, 0, 0, 0, 0, 0, 0, 0, 0, 0, 0, 0, 0, 0, 0, 0, 0, 0, 0, 0, 0, 0, 0, 0, 0, 0, 0, 0, 0, 0, 0, 0, 0, 0, 0, 0, 0, 0, 0, 0, 0, 0, 0, 0, 0, 0, 0, 0, 0, 0, 0, 0, 0, 0, 0, 0, 0, 0, 0, 0, 0, 0, 0, 0, 0, 0, 0, 0, 0, 0, 0, 0, 0, 0, 0, 0, 0, 0, 0, 0, 0, 0, 0, 0, 0, 0, 0, 0, 0, 0, 0, 0, 0, 0, 0, 0, 0, 0, 0, 0, 0, 0, 0, 0, 0, 0, 0, 0, 0, 0, 0, 0, 0, 0, 0, 0, 0, 0, 0, 0, 0, 0, 0, 0, 0, 0, 0, 0, 0, 0, 0, 0, 0, 0, 0, 0, 0, 0, 0, 0, 0, 0, 0, 0, 0, 0, 0, 0, 0, 0, 0, 0, 0, 0, 0, 0, 0, 0, 0, 0, 0, 0, 0, 0, 0, 0, 0, 0, 0, 0, 0, 0, 0, 0, 0, 0, 0, 0, 0, 0, 0, 0, 0, 0, 0, 0, 0, 0, 0, 0, 0, 0, 0, 0, 0, 0, 0, 0, 0, 0, 0, 0, 0, 0, 0, 0, 0, 0, 0, 0, 0, 0, 0, 0, 0, 0, 0, 0, 0, 0, 0, 0, 0, 0, 0, 0, 0, 0, 0, 0, 0, 0, 0, 0, 0, 0, 0, 0, 0, 0, 0, 0, 0, 0, 0, 0, 0, 0, 0, 0, 0, 0, 0, 0, 0, 0, 0, 0, 0, 0, 0, 0, 0, 0, 0, 0, 0, 0, 0, 0, 0, 0, 0, 0, 0, 0, 0, 0, 0, 0, 0, 0, 0, 0, 0, 0, 0, 0, 0, 0, 0, 0, 0, 0, 0, 0, 0, 0, 0, 0, 0, 0, 0, 0, 0, 0, 0, 0, 0, 0, 0, 0, 0, 0, 0, 0, 0, 0, 0, 0, 0, 0, 0, 0, 0, 0, 0, 0, 0, 0, 0, 0, 0, 0, 0, 0, 0, 0, 0, 0, 0, 0, 0, 0, 0, 0, 0, 0, 0, 0, 0, 0, 0, 0, 0, 0, 0, 0, 0, 0, 0, 0, 0, 0, 0, 0, 0, 0, 0, 0, 0, 0, 0, 0, 0, 0, 0, 0, 0, 0, 0, 0, 0, 0, 0, 0, 0, 0, 0, 0, 0, 0, 0, 0, 0, 0, 0, 0, 0, 0, 0, 0, 0, 0, 0, 0, 0, 0, 0, 0, 0, 0, 0, 0, 0, 0, 0, 0, 0, 0, 0, 0, 0, 0, 0, 0, 0, 0, 0, 0, 0, 0, 0, 0, 0, 0, 0, 0, 0, 0, 0, 0, 0, 0, 0, 0, 0, 0, 0, 0, 0, 0, 0, 0, 0, 0, 0, 0, 0, 0, 0, 0, 0, 0, 0, 0, 0, 0, 0, 0, 0, 0, 0, 0, 0, 0, 0, 0, 0, 0, 0, 0, 0, 0, 0, 0, 0, 0, 0, 0, 0, 0, 0, 0, 0, 0, 0, 0, 0, 0, 0, 0, 0, 0, 0, 0, 0, 0, 0, 0, 0, 0, 0, 0, 0, 0, 0, 0, 0, 0, 0, 0, 0, 0, 0, 0, 0, 0, 0, 0, 0, 0, 0, 0, 0, 0, 0, 0, 0, 0, 0, 0, 0, 0, 0, 0, 0, 0, 0, 0, 0, 0, 0, 0, 0, 0, 0, 0, 0, 0, 0, 0, 0, 0, 0, 0, 0, 0, 0, 0, 0, 0, 0, 0, 0, 0, 0, 0, 0, 0, 0, 0, 0, 0, 0, 0, 0, 0, 0, 0, 0, 0, 0, 0, 0, 0, 0, 0, 0, 0, 0, 0, 0, 0, 0, 0, 0, 0, 0, 0, 0, 0, 0, 0, 0, 0, 0, 0, 0, 0, 0, 0, 0, 0, 0, 0, 0, 0, 0, 0, 0, 0, 0, 0, 0, 0, 0, 0, 0, 0, 0, 0, 0, 0, 0, 0, 0, 0, 0, 0, 0, 0, 0, 0, 0, 0, 0, 0, 0, 0, 0, 0, 0, 0, 0, 0, 0, 0, 0, 0, 0, 0, 0, 0, 0, 0, 0, 0, 0, 0, 0, 0, 0, 0, 0, 0, 0, 0, 0, 0, 0, 0, 0, 0, 0, 0, 0, 0, 0, 0, 0, 0, 0, 0, 0, 0, 0, 0, 0, 0, 0, 0, 0, 0, 0, 0, 0, 0, 0, 0, 0, 0, 0, 0, 0, 0, 0, 0, 0, 0, 0, 0, 0, 0, 0, 0, 0, 0, 0, 0, 0, 0, 0, 0, 0, 0, 0, 0, 0, 0, 0, 0, 0, 0, 0, 0, 0, 0, 0, 0, 0, 0, 0, 0, 0, 0, 0, 0, 0, 0, 0, 0, 0, 0, 0, 0, 0, 0, 0, 0, 0, 0, 0, 0, 0, 0, 0, 0, 0, 0, 0, 0, 0, 0, 0, 0, 0, 0, 0, 0, 0, 0, 0, 0, 0, 0,																



## GAME 13 • vs. ALCORN STATE • DEC. 29



Official Basketball Box Score - Final  
**Alcorn at Ole Miss**  
 12/29/25 The Sandy and John Black Pavilion at Ole Miss, Oxford, Miss.  
 2025-26 Men's Basketball

Game Time: 7:00 PM  
 Game Duration: 1:45  
 Attendance: 8,362

Officials: Doug Shous, Vladimir Voyard-Tatal, Michael Seabrook

Alcorn - 43

Record: 1-11

NO. Name	Min	FG	3P	FT	Rebounds	Fouls	TP	AS	TO	ST	Blocks	+	-
		M-A	M-A	M-A	OR DR TOT	PF					BS BA		
7 Nick Woodard	F 27:09	2-11	1-3	0-0	1 4 5	2 0	5	3	3	1	0 0	-20	
8 Tycen McDaniels	F 33:46	5-10	2-2	5-6	2 4 6	0 3	17	2	2	4	0 1	-18	
0 Shane Lancaster	G 27:31	2-7	0-3	3-5	0 3 3	0 4	7	0	0	1	0 0	-13	
1 Jameel Morris	G 31:03	1-8	1-4	2-2	0 1 1	1 1	5	2	3	0	0 1	-23	
12 Omar Hamilton	G 25:00	2-8	0-1	1-2	3 2 5	3 4	5	0	1	0	0 0	-14	
30 Travis Roberts	18:52	0-4	0-3	0-0	0 0 0	0 0	0	1	1	0	0 1	-31	
3 Davian Williams	19:03	2-5	0-1	0-0	0 3 3	1 0	4	0	0	0	0 0	-1	-30
2 Jeremy Ellis	06:14	0-0	0-0	0-0	0 0 0	0 0	0	0	0	0	0 0	-18	
4 Bryson Calamese	05:32	0-2	0-0	0-0	0 0 0	2 0	0	0	0	0	0 0	-5	
22 Mike Jones	05:50	0-2	0-0	0-0	0 0 0	5 1	0	0	1	0	0 0	-8	
Team					2 3 5	0	0	0	0	0	0 0		
Totals	14:57	4-17	11-15	8	20 28	14 13	43	8	11	6	0 5	-36	

Major Fouls: NONE

Shooting By Period	1 <sup>st</sup>	2 <sup>nd</sup>	3 <sup>rd</sup>	4 <sup>th</sup>	OT
FG%	8-31	25.8%			
3PT%	2-8	25.0%			
FT%	7-8	87.5%			
1 <sup>st</sup> FG%	3-11	27.3%			
2 <sup>nd</sup> FG%	6-26	23.1%			
3 <sup>rd</sup> FG%	2-9	22.2%			
FT%	4-7	57.1%			
GM FG%	14-57	24.6%			
3PT%	4-17	23.5%			
FT%	11-15	73.3%			

Dead Ball Rebounds: 2/0

Ole Miss - 79

Record: 9-5

NO. Name	Min	FG	3P	FT	Rebounds	Fouls	TP	AS	TO	ST	Blocks	+	-
		M-A	M-A	M-A	OR DR TOT	PF					BS BA		
0 Malik Dia	F 23:10	5-12	0-1	2-2	3 8 11	2 3	12	2	1	2	0 0	23	
4 James Scott	F 15:55	6-8	0-0	1-1	5 6 11	2 1	13	0	1	1	1 1	0 16	
2 AJ Storr	G 08:42	1-5	0-2	0-0	0 2 2	1 1	2	0	2	0	0 0	0 4	
6 Illas Kamardine	G 21:28	2-6	2-4	0-0	0 5 5	1 1	6	3	4	1	0 0	11	
11 Travis Perry	G 16:05	1-7	0-4	0-0	0 2 2	1 0	2	1	0	1	0 0	1	
1 Corey Chest	15:14	3-3	0-0	0-0	5 5 10	1 0	6	2	0	0	2 0	17	
23 Patton Pinkins	26:13	5-7	3-5	0-0	1 1 2	0 1	13	4	0	0	0 0	44	
13 Kezza Giffa	26:27	4-7	2-4	4-5	0 1 1	1 7	14	2	3	1	0 0	29	
88 Augusto Cassia	07:43	0-1	0-1	0-0	0 3 3	1 0	0	1	1	0	0 0	15	
3 Koren Johnson	15:59	2-4	2-3	0-0	0 1 1	1 0	6	3	0	0	1 0	26	
8 Eduardo Klatke	12:37	2-3	1-2	0-0	0 2 2	1 0	5	0	1	0	1 0	3	
31 Zach Day	04:27	0-1	0-0	1-0	1 0 1	1 0	0	0	0	0	0 0	-1	
7 Niko Bundalo	03:33	0-0	0-0	0-0	0 0 0	0 0	0	0	0	0	0 0	0	
22 Max Smith	02:27	0-2	0-2	0-0	0 0 0	0 0	0	0	0	0	0 0	-4	
Team					1 2 0	0	0	0	0	0	0 0		
Totals	31:66	10-31	7-8	16	37	53	14	79	18	13	6 5	0 36	

Major Fouls: NONE

Biggest lead	AS	OM
	8 (1 <sup>st</sup> 17:31)	40 (2 <sup>nd</sup> 2:28)
Best Scoring Run	9 (1 <sup>st</sup> 17:31)	19 (1 <sup>st</sup> 9:27)
Lead Changes	1	1
Times Tied	1	1
Time with Lead	06:38	31:51

Points from Turnovers	AS	OM
	11	14
Paint	16	36
Second Chance	7	13
Fast Breaks	6	13
Bench	4	44

Period by Period Scoring	1st	2nd	TOT
AS	25	18	43
OM	37	42	79

## GAME 14 • at OKLAHOMA • JAN. 3



Official Basketball Box Score - Final  
**Ole Miss at Oklahoma**  
 01/03/26 Lloyd Noble Center, Norman, Okla.  
 2025-26 Men's Basketball

Game Time: 2:30 PM  
 Game Duration: 1:58  
 Attendance: 7,560

Officials: Jeb Hartness, Byron Jarrett, Josue Neves

Ole Miss - 70

Record: 8-6 (0-1)

NO. Name	Min	FG	3P	FT	Rebounds	Fouls	TP	AS	TO	ST	Blocks	+	-
		M-A	M-A	M-A	OR DR TOT	PF					BS BA		
0 Malik Dia	F 29:09	6-17	3-8	2-3	2 4 6	2 4	17	0	2	0	0 1	-11	
4 James Scott	F 12:28	0-2	0-0	0-0	1 1 2	0 0	0	0	0	1	1 2	2	
2 AJ Storr	G 23:35	3-14	0-4	2-4	1 1 2	3 2	8	2	1	1	0 3	-21	
6 Illas Kamardine	G 34:06	2-7	1-3	4-6	1 4 5	1 2	9	2	1	3	0 0	-13	
13 Kezza Giffa	G 21:02	1-2	1-2	0-0	0 2 2	5 2	3	2	0	0	0 0	3	
1 Corey Chest	22:04	1-2	0-0	0-0	1 4 5	2 0	2	1	1	0	1 0	-12	
3 Koren Johnson	12:48	1-5	1-2	0-0	0 2 2	2 0	3	2	2	0	0 0	-3	
23 Patton Pinkins	30:02	9-11	4-6	3-3	2 1 3	0 3	25	0	0	0	0 0	-13	
88 Augusto Cassia	03:33	0-0	0-0	1-2	0 0 0	0 2	2	1	0	0	0 0	-1	
8 Eduardo Klatke	04:26	0-1	0-1	2-2	0 0 0	1 1	2	0	0	0	0 0	-4	
11 Travis Perry	03:37	0-0	0-0	0-0	0 0 0	0 0	0	0	0	0	0 0	-4	
7 Niko Bundalo	03:10	0-0	0-0	0-0	0 0 0	0 0	0	0	0	0	0 0	-3	
Team					2 4 6	0	0	0	0	0	0 0		
Totals	23:61	10-26	14-20	10	23	33	18	16	7	5	2 6	-16	

Major Fouls: NONE

Oklahoma - 86

Record: 11-3 (1-0)

NO. Name	Min	FG	3P	FT	Rebounds	Fouls	TP	AS	TO	ST	Blocks	+	-
		M-A	M-A	M-A	OR DR TOT	PF					BS BA		
5 Mohamed Wague	F 28:41	3-5	0-0	4-6	5 10 15	2 3	10	3	2	1	3 1	21	
13 Tae Davis	F 29:04	5-8	1-2	4-5	0 5 5	1 2	10	6	0	0	0 0	24	
35 Derrion Reid	F 26:12	2-8	1-3	1-2	1 4 3	0 1	6	2	2	0	0 0	4	
1 Xzayvier Brown	G 25:13	8-11	4-5	3-3	0 1 1	2 3	23	2	0	0	0 0	12	
9 Nigel Pack	G 28:45	7-11	0-3	1-3	2 3 5	2 4	15	2	1	1	0 1	12	
12 Jadon Jones	27:38	1-6	1-6	0-0	0 5 5	4 1	3	0	2	2	2 0	16	
15 Krill Elatontsev	05:57	0-1	0-0	0-0	0 1 1	0 1	0	0	0	0	0 0	-7	
3 Jeff Nwankwo	04:17	0-0	0-0	0-0	0 0 0	1 0	0	0	0	0	0 0	-4	
22 Kuol Atak	22:13	5-10	4-9	0-0	0 2 2	1 0	14	0	2	1	0 4		
8 Kai Rogers	02:00	0-0	0-0	0-0	0 0 0	0 0	0	0	0	0	0 0	-2	
Team					1 2 3	0	0	0	0	0	0 0		
Totals	31:60	11-28	13-19	9	31	40	16	86	15	7	6 6	2 16	

Major Fouls: NONE

Biggest lead	MISS	OU
	4 (1 <sup>st</sup> 14:14)	16 (2 <sup>nd</sup> 2:26)
Best Scoring Run	6 (1 <sup>st</sup> 3:22)	11 (1 <sup>st</sup> 6:54)
Lead Changes	13	13
Times Tied	4	2
Time with Lead	05:27	32:17

Game Notes: Est. At. 5,954 •

Points from Turnovers	MISS	OU
	10	8
Paint	18	36
Second Chance	11	14
Fast Breaks	5	2
Bench	33	17

Period by Period Scoring	1st	2nd	TOT
MISS	41	29	70
OU	43	43	86

## GAME 15 • vs. ARKANSAS • JAN. 7



Official Basketball Box Score - Final  
**Arkansas at Ole Miss**  
 01/07/26 The Sandy and John Black Pavilion at Ole Miss, Oxford, Miss.  
 2025-26 Men's Basketball

Game Time: 8:00 PM  
 Game Duration: 2:00  
 Attendance: 8,012

Officials: Owen Shortt, Vladimir Voyard-Tatal, Todd Austin

Arkansas - 94

Record: 12-3 (2-0)

NO. Name	Min	FG	3P	FT	Rebounds	Fouls	TP	AS	TO	ST	Blocks	+	-
		M-A	M-A	M-A	OR DR TOT	PF					BS BA		
7 Trevon Brazile	F 31:10	5-6	4-5	4-7	1 5 6	3 5	18	1	0	1	0 0	4	
11 Karter Knox	F 30:04	4-8	2-5	0-0	2 4 6	3 0	10	2	2	1	1 1	-8	
23 Nick Pringle	F 21:12	2-3	0-0	2-2	3 2 5	3 2	6	0	2	1	0 1	-15	
5 Darius Acuff Jr.	G 33:13	7-18	1-4	11-12	0 0 0	2 7	26	9	3	2	1 1	3	
21 D.J. Wagner	G 21:00	1-5	0-3	1-1	0 2 2	1 1	3	4	1	0	0 0	4	
1 Meleek Thomas	24:13	5-12	2-6	1-2	0 1 1	1 2	13	2	2	2	0 2	9	
12 Malique Ewin	15:09	2-3	0-0	1-4	1 1 2	1 3	5	0	1	0	0 0	21	
24 Billy Richmond III	23:59	5-5	1-1	2-2	3 3 6	2 2	13	1	0	0	0 0	17	
Team					4 5 9	0	0	0	0	0	0 0		
Totals	31:60	10-24	22-30	14	23	37	16	22	94	19	11	7 2 5 7	

Major Fouls: NONE

Ole Miss - 87

Record: 8-7 (0-2)

NO.	Name	Min	FG	3P	FT	Rebounds	Fouls	TP	AS	TO	ST	Blocks	Bs	+/-	
			M-A	M-A	M-A	OR DR TOT	PF					BS BA			
0	Malik Dia	F 26:49	6-11	0-2	4-6	2 4 6	4 4	16	1	2	2	2	1	-14	
4	James Scott	F 24:03	3-3	0-0	0-0	1 2 3	3 0	6	2	1	0	1	0	-1	
6	Illas Kamardine	G 25:49	6-12	2-6	2-2	2 2 4	1 3	16	4	4	3	0	1	-12	
8	Eduardo Klatke	G 18:47	4-5	1-2	2-2	1 0 1	2 2	11	3	1	2	1	0	6	
23	Patton Pinkins	G 24:45	2-8	1-4	5-6	0 3 3	4 4	10	0	1	0	0	0	0	
11	Travis Perry	16:36	1-3	1-3	0-0	1 0 1	1 0	3	2	0	0	0	0	-9	
13	Kezza Gilfa	14:26	2-4	2-3	0-0	0 1 1	2 0	6	1	1	1	0	0	-4	
3	Zach Day	06:04	0-2	0-2	0-0	0 0 0	0 0	0	2	0	0	0	0	-3	
88	Augusto Cassia	11:21	1-2	1-1	2-3	0 3 3	3 2	4	1	0	0	0	0	3	
2	AJ Stor	19:11	5-10	0-2	2-2	0 1 1	2 2	12	2	0	0	1	0	-10	
1	Cory West	05:42	0-0	0-0	0-0	0 0 0	0 0	0	0	0	0	0	0	0	
3	Koren Johnson	06:27	1-1	1-1	0-0	0 0 0	0 0	3	1	0	0	0	0	-7	
Team						1 3 4	0 0	0	0	0	0	0	0	0	
Totals			31:61	8-26	17-21	8 19 27	22 16	87	19	10	8	5	2	2	7

## GAME 17 • at GEORGIA • JAN. 14



Official Basketball Box Score - Final  
Ole Miss at Georgia  
01/14/26 Stegeman Coliseum, Athens  
2025-26 Men's Basketball

Game Time: 7:00 PM  
Game Duration: 2:39  
Attendance: 10,503

Officials: Doug Show, Bart Lenox, Jason Baker

Ole Miss - 97

Record: 10-7 (2-2)

NO.	Name	Min	FG	3P	FT	Rebounds	Fouls	TP	AS	TO	ST	Blocks	+/-
			M-A	M-A	M-A	OR DR TOT	PF FD					BS BA	
0	Malik Dia	F 17:56	3-9	0-1	0-2	3 0 3	1 2	6	1	0	0	2 1 3	
4	James Scott	F 09:26	0-0	0-0	0-0	0 2 2	1 0	0	0	0	0	0 0 -2	
6	Ilias Kamardine	G 23:57	5-9	1-3	2-3	0 3 3	5 3	13	6	0	1	0 0 6	
8	Eduardo Klafke	G 36:18	0-1	0-0	0-0	0 1 2	0 0	0	0	0	0	0 0 -1	
23	Patton Pinkins	G 39:39	7-9	3-3	1-2	1 1 2	2 1	18	0	0	1	0 0 0	
1	Corey Chest	32:49	2-4	0-0	2-2	4 5 9	4 2	6	1	2	1	2 0 -7	
2	AJ Storr	38:01	11-22	2-6	3-4	1 7 8	4 4	27	4	3	3	0 0 5	
13	Kezza Giffa	21:09	2-4	1-2	6-6	1 3 4	3 5	11	3	2	1	1 0 9	
88	Augusto Cassia	07:03	1-2	0-0	0-0	0 0 0	1 0	2	0	0	0	0 0 -1	
3	Koren Johnson	04:17	0-2	0-2	0-0	0 1 1	0 0	0	0	0	0	0 0 -7	
11	Travis Perry	18:25	5-8	4-7	0-0	0 1 1	3 0	14	0	1	1	0 0 1	
Team						2 0 2	0 0						
Totals		36:70	11-24	14-19	12-25	37	24	17	97	15	9	5 1 2	

Major Fouls: NONE

Shooting By Period	1st	2nd	3rd	4th	OT
FG%	16-32 50.0%	11-22 50.0%	11-22 50.0%	11-22 50.0%	11-22 50.0%
3PT%	2-8 25.0%	1-4 25%	1-3 33.3%	1-3 33.3%	1-3 33.3%
FT%	1-4 25%	2-3 66.7%	2-3 66.7%	2-3 66.7%	2-3 66.7%
OT FG%	0-0 0%	0-0 0%	0-0 0%	0-0 0%	0-0 0%
OT 3PT%	0-0 0%	0-0 0%	0-0 0%	0-0 0%	0-0 0%
OT FT%	0-0 0%	0-0 0%	0-0 0%	0-0 0%	0-0 0%
GM FG%	36-70 51.4%	36-70 51.4%	36-70 51.4%	36-70 51.4%	36-70 51.4%
GM 3PT%	11-24 45.8%	11-24 45.8%	11-24 45.8%	11-24 45.8%	11-24 45.8%
GM FT%	14-19 73.7%	14-19 73.7%	14-19 73.7%	14-19 73.7%	14-19 73.7%

Dead Ball Rebounds: 5, 1

Georgia - 85

Record: 14-3 (2-2)

NO.	Name	Min	FG	3P	FT	Rebounds	Fouls	TP	AS	TO	ST	Blocks	+/-
			M-A	M-A	M-A	OR DR TOT	PF FD					BS BA	
6	Kanon Catchings	F 33:22	5-11	4-5	3-4	5 3 8	2 2	17	2	2	1	0 0 2	
2	Somto Cyril	C 29:59	3-6	0-0	1-2	7 1 8	5 4	7	0	2	2	1 0 4	
0	Blue Cain	G 20:32	0-7	0-4	3-4	1 3 4	0 2	3	1	1	0	0 0 -1	
3	Jordan Ross	G 30:43	3-9	1-3	2-2	0 5 5	4 3	9	5	0	0	2 -6	
5	Jeremiah Wilkinson	G 39:46	9-19	6-12	8-10	1 2 3	2 5	32	4	2	2	0 1 -3	
4	Marcus Millender	29:09	4-12	3-7	3-4	1 5 6	1 3	14	1	1	0	0 1 -4	
11	Dylan James	16:59	1-4	0-1	4-6	1 0 1	1 3	6	0	0	0	0 0 -8	
7	Justin Bailey	12:34	1-3	1-3	0-0	0 1 1	1 1	3	0	0	0	0 0 7	
25	Justin Abson	07:27	1-1	0-0	2-2	0 0 0	0 0	1	4	0	0	1 0 -5	
1	Kareem Slagg	02:13	0-0	0-0	0-0	0 0 0	1 0	0	0	0	0	0 0 3	
21	Jake Wilkins	02:16	0-0	0-0	0-0	0 0 0	1 1	0	0	0	0	0 0 1	
Team						5 0 5	0 0						
Totals		27:72	15-35	26-34	21-21	42	17	24	95	16	9	6 1 5 -2	

Major Fouls: NONE

MISS	UGA	Points from Turnovers	MISS/UGA	Period by Period Scoring
Biggest lead	10 (1 <sup>st</sup> 10:50) 6 (1 <sup>st</sup> 1:28)	16 9		1st 2nd OT1 TOT
Best Scoring Run	9 (1 <sup>st</sup> 12:17) 5 (1 <sup>st</sup> 5:57)	32 20		MISS 35 52 10 97
Lead Changes	9	15 16		UGA 40 47 8 95
Times Tied	16	19 16		
Time with Lead	13:41 23:25	60 27		

## GAME 18 • at MISSISSIPPI STATE • JAN. 17



Official Basketball Box Score - Final  
Ole Miss at Mississippi St.  
01/17/26 Humphrey Coliseum, Starkville  
2025-26 Men's Basketball

Game Time: 7:31 PM  
Game Duration: 1:52  
Attendance: 9,212

Officials: Joe Lindsey, Todd Austin, Lucas Santos

Ole Miss - 68

Record: 11-7 (3-2)

NO.	Name	Min	FG	3P	FT	Rebounds	Fouls	TP	AS	TO	ST	Blocks	+/-
			M-A	M-A	M-A	OR DR TOT	PF FD					BS BA	
0	Malik Dia	F 26:50	3-10	0-1	2-2	4 7 11	2 1	8	0	1	1	1 3 -8	
4	James Scott	F 16:00	2-2	0-0	0-0	2 4 6	1 0	4	0	0	0	0 0 -5	
6	Ilias Kamardine	G 32:16	8-19	0-4	1-1	0 4 4	3 2	17	5	3	0	0 0 8	
8	Eduardo Klafke	G 13:08	2-2	0-0	1-2	0 3 3	0 2	5	0	0	0	0 0 0	
23	Patton Pinkins	G 27:40	1-7	0-3	2-2	1 3 4	2 3	4	0	0	0	0 0 -7	
1	Corey Chest	21:16	2-2	0-0	0-0	1 4 5	1 0	4	1	0	1	2 0 4	
2	AJ Storr	26:50	7-18	1-5	2-3	0 4 4	3 3	17	0	0	0	0 2 3	
88	Augusto Cassia	15:25	2-2	0-0	0-0	3 1 4	4 0	4	0	1	0	0 0 9	
11	Travis Perry	12:51	1-4	1-4	0-0	0 0 0	1 0	3	0	0	1	0 0 8	
13	Kezza Giffa	05:24	1-4	0-2	0-0	0 0 0	0 0	1	2	0	0	0 0 -5	
3	Koren Johnson	02:20	0-1	0-1	0-0	0 0 0	0 0	0	0	0	0	0 0 -2	
Team						0 2 2	0 0						
Totals		29:71	2-20	8-10	11-32	43	17	12	68	6	5	3 5 1 1	

Major Fouls: NONE

Shooting By Period	1st	2nd	3rd	4th	OT
FG%	12-38 31.6%	12-38 31.6%	12-38 31.6%	12-38 31.6%	12-38 31.6%
3PT%	1-13 7.7%	1-13 7.7%	1-13 7.7%	1-13 7.7%	1-13 7.7%
FT%	2-2 100%	2-2 100%	2-2 100%	2-2 100%	2-2 100%
OT FG%	0-0 0%	0-0 0%	0-0 0%	0-0 0%	0-0 0%
OT 3PT%	0-0 0%	0-0 0%	0-0 0%	0-0 0%	0-0 0%
OT FT%	0-0 0%	0-0 0%	0-0 0%	0-0 0%	0-0 0%
GM FG%	29-71 40.8%	29-71 40.8%	29-71 40.8%	29-71 40.8%	29-71 40.8%
GM 3PT%	2-20 10.0%	2-20 10.0%	2-20 10.0%	2-20 10.0%	2-20 10.0%
GM FT%	8-10 80.0%	8-10 80.0%	8-10 80.0%	8-10 80.0%	8-10 80.0%

Dead Ball Rebounds: 1, 1

Mississippi St. - 67

Record: 10-8 (3-3)

NO.	Name	Min	FG	3P	FT	Rebounds	Fouls	TP	AS	TO	ST	Blocks	+/-
			M-A	M-A	M-A	OR DR TOT	PF FD					BS BA	
99	Achor Achor	F 13:10	1-4	1-1	0-0	2 3 5	0 0	3	0	0	0	0 0 -5	
15	Quincy Ballard	C 13:53	1-2	0-0	0-0	0 3 3	1 0	2	0	1	0	1 0 -1	
5	Shawn Jones Jr.	G 24:20	3-5	0-1	0-0	1 3 4	2 1	6	0	0	0	0 0 -6	
10	Jayden Epps	G 30:22	4-18	1-12	5-6	0 4 4	2 3	14	3	0	0	0 0 7	
12	Josh Hubbard	G 35:38	3-16	2-8	5-10	1 1 2	2 7	13	5	3	3	0 1 -8	
2	JaBorri McGhee	31:00	3-7	1-4	0-0	0 7 7	2 1	7	4	2	0	0 0 2	
0	Jamarion Davis-Fleming	27:58	6-8	0-0	1-3	4 4 8	1 2	13	0	0	4	2 -2	
11	Sergej Macura	23:39	3-5	0-1	3-4	4 7 11	2 3	9	0	1	0	0 0 8	
Team						2 0 2	0 0						
Totals		24:65	5-27	14-23	14-32	46	12	17	67	12	8	3 5 3 -1	

Major Fouls: NONE

OM	STATE	Points from Turnovers	OM/STATE	Period by Period Scoring
Biggest lead	5 (2 <sup>nd</sup> 14:40) 11 (1 <sup>st</sup> 9:24)	8 2		1st 2nd TOT
Best Scoring Run	7 (2 <sup>nd</sup> 19:15) 6 (1 <sup>st</sup> 18:19)	34 36		OM 27 41 68
Lead Changes	13	9 14		STATE 30 37 67
Times Tied	7	3 7		
Time with Lead	13:16 23:02	30 29		

## GAME 19 • vs. AUBURN • JAN. 20



Official Basketball Box Score - Final  
Auburn at Ole Miss  
01/20/26 The Sandy and John Black Pavilion at Ole Miss, Oxford, Miss.  
2025-26 Men's Basketball

Game Time: 8:00 PM  
Game Duration: 2:13  
Attendance: 9,530

Officials: Doug Show, Chuck Jones, Will Howard

Auburn - 78

Record: 12-7 (3-3)

NO.	Name	Min	FG	3P	FT	Rebounds	Fouls	TP	AS	TO	ST	Blocks	+/-
			M-A	M-A	M-A	OR DR TOT	PF FD					BS BA	
3	KaShawn Murphy	F 22:42	5-8	0-0	6-7	4 10 14	1 4	16	1	0	1	1 0 10	
33	Sebastian Williams-Adams	F 35:52	4-6	1-2	1-2	2 1 3	3 1	10	1	3	2	0 0 9	
0	Tahaad Pettiford	G 34:16	5-12	1-5	6-6	0 2 2	1 4	17	3	2	0	0 1 4	
6	Elyjah Freeman	G 27:56	2-8	0-4	5-8	2 4 6	1 4	9	1	2	1	0 2 10	
7	Keyshawn Hall	G 34:38	4-10	0-2	11-12	1 6 7	1 6	19	2	2	1	1 0 12	
1	Kevin Overton	24:15	0-5	0-4	2-2	0 4 4	2 1	2	1	0	0	0 0 9	
38	Flip Jovic	14:37	2-2	0-0	1-2	2 0 2	2 2	5	0	0	0	0 0 -2	
21	Blake Muschalek	05:45	0-0	0-0	0-0	0 0 0	3 1	0	1	0	0	0 0 8	
Team						2 3 5	0 0						
Totals		22:51	2-17	32-39	13 30	43	14	23	78	10	9	5 4 3 12	

Major Fouls: NONE

Shooting By Period	1st	2nd	3rd	4th	OT
FG%	9-27 33.3%	9-27 33.3%	9-27 33.3%	9-27 33.3%	9-27 33.3%
3PT%	1-10 10.0%	1-10 10.0%	1-10 10.0%	1-10 10.0%	1-10 10.0%
FT%	9-11 81.8%	9-11 81.8%	9-11 81.8%	9-11 81.8%	9-11 81.8%
OT FG%	13-24 54.2%	13-24 54.2%	13-24 54.2%	13-24 54.2%	13-24 54.2%
OT 3PT%	1-7 14.3%	1-7 14.3%	1-7 14.3%	1-7 14.3%	1-7 14.3%
OT FT%	23-28 82.1%	23-28 82.1%	23-28 82.1%	23-28 82.1%	23-28 82.1%
GM FG%	22-51 43.1%	22-51 43.1%	22-51 43.1%	22-51 43.1%	22-51 43.1%
GM 3PT%	2-17 11.8%	2-17 11.8%	2-17 11.8%	2-17 11.8%	2-17 11.8%
GM FT%	32-39 82.1%	32-39 82.1%	32-39 82.1%	32-39 82.1%	32-39 82.1%

Dead Ball Rebounds: 4, 1

Ole Miss - 66

## CAREER HIGHS

**0 MALIK DIA | Sr. • F • 6-9 • 250**

**Points:** 32, vs. Drake (1/7/24)  
**Rebounds:** 19, at Alabama (1/14/25)  
**Assists:** 5, vs. Indiana St. (1/31/24)  
**Steals:** 3, 5x, MR: vs. Auburn (3/14/25)  
**Blocks:** 3, 9x, MR: vs. Missouri (1/10/26)  
**Field Goals:** 11, at Alabama (1/14/25)  
**Free Throws:** 8, at Valparaiso (2/10/24)  
**Three Pointers:** 5, vs. Drake (1/7/24)

**3 KOREN JOHNSON | Jr. • G • 6-1 • 180**

**Points:** 30, vs. Stanford (2/15/24)  
**Rebounds:** 6, at Arizona (2/24/24)  
**Assists:** 7, 2x, MR: at Arizona St. (2/22/24)  
**Steals:** 5, vs. Oregon St. (2/18/23)  
**Blocks:** 2, 4x, MR: at Seattle U (12/17/23)  
**Field Goals:** 12, vs. Stanford (2/15/24)  
**Free Throws:** 9, at Washington St. (3/7/24)  
**Three Pointers:** 6, vs. Stanford (2/15/24)

**6 ILIAS KAMARDINE | Sr. • G • 6-5 • 185**

**Points:** 26, vs. Memphis (11/11/25)  
**Rebounds:** 7, vs. Austin Peay (11/18/25)  
**Assists:** 8, vs. Alabama A&M (12/17/25)  
**Steals:** 3, 3x, MR: vs. Arkansas (1/7/26)  
**Blocks:** 2, 2x, MR: vs. Miami (12/2/25)  
**Field Goals:** 11, vs. Memphis (11/11/25)  
**Free Throws:** 4, 3x, MR: at Oklahoma (1/3/26)  
**Three Pointers:** 3, 2x, MR: vs. Memphis (11/11/25)

**10 TYLIS JORDAN | Fr. • F • 6-9 • 215**

**Points:** --  
**Rebounds:** --  
**Assists:** --  
**Steals:** --  
**Blocks:** --  
**Field Goals:** --  
**Free Throws:** --  
**Three Pointers:** --

**22 MAX SMITH | Sr. • G • 6-1 • 180**

**Points:** 3, 2x, MR: vs. NC State (12/21/25)  
**Rebounds:** 1, vs. LA Monroe (11/7/25)  
**Assists:** --  
**Steals:** 1, vs. SE Louisiana (11/3/25)  
**Blocks:** --  
**Field Goals:** 1, 2x, MR: vs. NC State (12/21/25)  
**Free Throws:** 2, vs. SE Louisiana (11/3/25)  
**Three Pointers:** 1, 2x, MR: vs. NC State (12/21/25)

**1 COREY CHEST | So. • F • 6-8 • 220**

**Points:** 13, vs. Stetson (12/17/24)  
**Rebounds:** 18, at Alabama (1/25/25)  
**Assists:** 3, vs. Mississippi Valley St. (12/29/24)  
**Steals:** 3, vs. UCF (11/24/24)  
**Blocks:** 5, vs. Northwestern St. (11/29/24)  
**Field Goals:** 6, 3x, MR: vs. New Orleans (12/22/24)  
**Free Throws:** 4, 2x, MR: at Alabama (1/25/25)  
**Three Pointers:** 1, vs. Auburn (1/20/26)

**4 JAMES SCOTT | Jr. • F • 6-10 • 225**

**Points:** 16, at SMU (1/21/25)  
**Rebounds:** 11, 3x, MR: vs. Alcorn State (12/29/25)  
**Assists:** 4, 2x, MR: vs. California (3/5/25)  
**Steals:** 4, vs. Pittsburgh (3/1/25)  
**Blocks:** 5, 2x, MR: vs. Winthrop (11/22/24)  
**Field Goals:** 7, 2x, MR: at SMU (1/21/25)  
**Free Throws:** 4, 2x, MR: at Notre Dame (2/16/25)  
**Three Pointers:** 1, at SMU (1/21/25)

**7 NIKO BUNDALO | Fr. • F • 6-10 • 215**

**Points:** --  
**Rebounds:** 2, vs. NC State (12/21/25)  
**Assists:** --  
**Steals:** 1, vs. NC State (12/21/25)  
**Blocks:** 1, vs. LA Monroe (11/7/25)  
**Field Goals:** --  
**Free Throws:** --  
**Three Pointers:** --

**11 TRAVIS PERRY | So. • G • 6-1 • 185**

**Points:** 21, vs. NC State (12/21/25)  
**Rebounds:** 4, vs. Alabama (3/14/25)  
**Assists:** 3, at Texas (2/15/25)  
**Steals:** 4, 2x, MR: vs. NC State (12/21/25)  
**Blocks:** 2, vs. CSU Bakersfield (11/14/25)  
**Field Goals:** 7, vs. NC State (12/21/25)  
**Free Throws:** 6, vs. Alabama (3/14/25)  
**Three Pointers:** 5, 2x, MR: vs. Auburn (1/20/26)

**23 PATTON PINKINS | Fr. • G • 6-5 • 200**

**Points:** 25, at Oklahoma (1/3/26)  
**Rebounds:** 4, at Miss. St. (1/17/26)  
**Assists:** 4, vs. Alcorn State (12/29/25)  
**Steals:** 1, 3x, MR: at Georgia (1/14/26)  
**Blocks:** 1, 3x, MR: at Oklahoma (1/3/26)  
**Field Goals:** 9, at Oklahoma (1/3/26)  
**Free Throws:** 5, 2x, MR: vs. Arkansas (1/7/26)  
**Three Pointers:** 4, at Oklahoma (1/3/26)

**88 AUGUSTO CASSIÁ | Jr. • F • 6-8 • 225**

**Points:** 16, vs. Western Michigan (11/11/24)  
**Rebounds:** 5, vs. Merrimack (11/22/24)  
**Assists:** 4, vs. North Dakota St. (12/10/24)  
**Steals:** 2, vs. Miami (12/2/25)  
**Blocks:** 3, vs. Western Michigan (11/11/24)  
**Field Goals:** 4, 2x, MR: vs. Western Michigan (11/11/24)  
**Free Throws:** 8, vs. Western Michigan (11/11/24)  
**Three Pointers:** 2, at Houston (12/7/24)

**2 AJ STORR | Sr. • G • 6-5 • 205**

**Points:** 30, vs. Northwestern (3/15/24)  
**Rebounds:** 12, 2x, MR: vs. Ohio St. (2/13/24)  
**Assists:** 5, vs. Georgetown (1/29/23)  
**Steals:** 4, vs. Georgetown (1/29/23)  
**Blocks:** 2, vs. Seton Hall (2/1/23)  
**Field Goals:** 11, 3x, MR: at Georgia (1/14/26)  
**Free Throws:** 8, 3x, MR: vs. Iowa (11/25/25)  
**Three Pointers:** 5, at Nebraska (2/1/24)

**5 HOBERT GRAYSON IV | Sr. • G • 6-4 • 205**

**Points:** 33, vs. Champion Chris. (11/30/24)  
**Rebounds:** 20, at Southwestern Okla. (2/6/25)  
**Assists:** 9, at Arkansas Tech (2/15/25)  
**Steals:** 7, at Southern Ark. (2/27/25)  
**Blocks:** 2, at Harding (12/19/24)  
**Field Goals:** 13, vs. Champion Chris. (11/30/24)  
**Free Throws:** 9, 3x, MR: vs. Arkansas Tech (1/4/25)  
**Three Pointers:** 3, 3x, MR: vs. Champion Chris. (11/30/24)

**8 EDUARDO KLAFKE | So. • G • 6-5 • 200**

**Points:** 11, vs. Arkansas (1/7/26)  
**Rebounds:** 7, vs. Louisiana Monroe (11/7/25)  
**Assists:** 3, 3x, MR: vs. Arkansas (1/7/26)  
**Steals:** 2, 6x, MR: vs. Missouri (1/10/26)  
**Blocks:** 2, 3x, MR: at Vanderbilt (2/22/25)  
**Field Goals:** 4, vs. Arkansas (1/7/26)  
**Free Throws:** 4, vs. NC State (12/21/25)  
**Three Pointers:** 2, 4x, MR: vs. ULM (11/7/25)

**13 KEZZA GIFFA | Sr. • G • 6-1 • 175**

**Points:** 37, at Winthrop (1/27/24)  
**Rebounds:** 6, vs. Old Dominion (11/25/24)  
**Assists:** 9, vs. St. Andrews (11/6/23)  
**Steals:** 7, vs. St. John's (12/6/25)  
**Blocks:** 1, 6x, MR: at Georgia (1/14/26)  
**Field Goals:** 11, at Winthrop (1/27/24)  
**Free Throws:** 22, vs. Presbyterian (2/3/24)  
**Three Pointers:** 4, 2x, MR: vs. Seattle U (3/27/24)

**31 ZACH DAY | Fr. • G • 6-5 • 195**

**Points:** 6, vs. Miami (12/2/25)  
**Rebounds:** 2, 2x, MR: vs. NC State (12/21/25)  
**Assists:** 2, vs. Arkansas (1/7/26)  
**Steals:** 2, vs. Miami (12/2/25)  
**Blocks:** --  
**Field Goals:** 2, vs. Miami (12/2/25)  
**Free Throws:** 1, vs. Auburn (1/20/26)  
**Three Pointers:** 2, vs. Miami (12/2/25)

## SEASON HIGHS

### 0 MALIK DIA | Sr. • F • 6-9 • 250

**Points:** 27, vs. Alabama A&M (12/17/25)  
**Rebounds:** 11, 4x, MR: at Miss. St. (1/17/26)  
**Assists:** 2, 2x, MR: vs. Alcorn State (12/29/25)  
**Steals:** 2, 3x, MR: vs. Arkansas (1/7/26)  
**Blocks:** 3, 2x, MR: vs. Missouri (1/10/26)  
**Field Goals:** 9, vs. Alabama A&M (12/17/25)  
**Free Throws:** 7, vs. Utah (11/26/25)  
**Three Pointers:** 3, 2x, MR: at Oklahoma (1/3/26)

### 3 KOREN JOHNSON | Jr. • G • 6-1 • 180

**Points:** 6, 2x, MR: vs. Alcorn State (12/29/25)  
**Rebounds:** 3, vs. Missouri (1/10/26)  
**Assists:** 5, vs. Missouri (1/10/26)  
**Steals:** 1, 5x, MR: vs. Missouri (1/10/26)  
**Blocks:** 1, 3x, MR: vs. Alcorn State (12/29/25)  
**Field Goals:** 2, 3x, MR: vs. Alcorn State (12/29/25)  
**Free Throws:** 2, 2x, MR: vs. Southern Miss (12/13/25)  
**Three Pointers:** 2, vs. Alcorn State (12/29/25)

### 6 ILIAS KAMARDINE | Sr. • G • 6-5 • 185

**Points:** 26, vs. Memphis (11/11/25)  
**Rebounds:** 7, vs. Austin Peay (11/18/25)  
**Assists:** 8, vs. Alabama A&M (12/17/25)  
**Steals:** 3, 3x, MR: vs. Arkansas (1/7/26)  
**Blocks:** 2, 2x, MR: vs. Miami (12/2/25)  
**Field Goals:** 11, vs. Memphis (11/11/25)  
**Free Throws:** 4, 3x, MR: at Oklahoma (1/3/26)  
**Three Pointers:** 3, 2x, MR: vs. Memphis (11/11/25)

### 10 TYLIS JORDAN | Fr. • F • 6-9 • 215

**Points:** --  
**Rebounds:** --  
**Assists:** --  
**Steals:** --  
**Blocks:** --  
**Field Goals:** --  
**Free Throws:** --  
**Three Pointers:** --

### 22 MAX SMITH | Sr. • G • 6-1 • 180

**Points:** 3, 2x, MR: vs. NC State (12/21/25)  
**Rebounds:** 1, vs. LA Monroe (11/7/25)  
**Assists:** --  
**Steals:** 1, vs. SE Louisiana (11/3/25)  
**Blocks:** --  
**Field Goals:** 1, 2x, MR: vs. NC State (12/21/25)  
**Free Throws:** 2, vs. SE Louisiana (11/3/25)  
**Three Pointers:** 1, 2x, MR: vs. NC State (12/21/25)

### 1 COREY CHEST | So. • F • 6-8 • 220

**Points:** 6, 4x, MR: at Georgia (1/14/26)  
**Rebounds:** 10, 2x, MR: vs. Alcorn State (12/29/25)  
**Assists:** 2, 3x, MR: vs. Alcorn State (12/29/25)  
**Steals:** 2, vs. LA Monroe (11/7/25)  
**Blocks:** 2, 6x, MR: at Miss. St. (1/17/26)  
**Field Goals:** 3, 3x, MR: vs. Alcorn State (12/29/25)  
**Free Throws:** 3, vs. Memphis (11/11/25)  
**Three Pointers:** 1, vs. Auburn (1/20/26)

### 4 JAMES SCOTT | Jr. • F • 6-10 • 225

**Points:** 13, vs. Alcorn State (12/29/25)  
**Rebounds:** 11, vs. Alcorn State (12/29/25)  
**Assists:** 2, 4x, MR: vs. Arkansas (1/7/26)  
**Steals:** 2, 2x, MR: vs. Auburn (1/20/26)  
**Blocks:** 3, 3x, MR: vs. Miami (12/2/25)  
**Field Goals:** 6, vs. Alcorn State (12/29/25)  
**Free Throws:** 2, 2x, MR: vs. St. John's (12/6/25)  
**Three Pointers:** --

### 7 NIKO BUNDALO | Fr. • F • 6-10 • 215

**Points:** --  
**Rebounds:** 2, vs. NC State (12/21/25)  
**Assists:** --  
**Steals:** 1, vs. NC State (12/21/25)  
**Blocks:** 1, vs. LA Monroe (11/7/25)  
**Field Goals:** --  
**Free Throws:** --  
**Three Pointers:** --

### 11 TRAVIS PERRY | So. • G • 6-1 • 185

**Points:** 21, vs. NC State (12/21/25)  
**Rebounds:** 3, vs. SE Louisiana (11/3/25)  
**Assists:** 2, 7x, MR: vs. Arkansas (1/7/26)  
**Steals:** 4, vs. NC State (12/21/25)  
**Blocks:** 2, vs. CSU Bakersfield (11/14/25)  
**Field Goals:** 7, vs. NC State (12/21/25)  
**Free Throws:** 2, 3x, MR: vs. Missouri (1/10/26)  
**Three Pointers:** 5, 2x, MR: vs. Auburn (1/20/26)

### 23 PATTON PINKINS | Fr. • G • 6-5 • 200

**Points:** 25, at Oklahoma (1/3/26)  
**Rebounds:** 4, at Miss. St. (1/17/26)  
**Assists:** 4, vs. Alcorn State (12/29/25)  
**Steals:** 1, 3x, MR: at Georgia (1/14/26)  
**Blocks:** 1, 3x, MR: at Oklahoma (1/3/26)  
**Field Goals:** 9, at Oklahoma (1/3/26)  
**Free Throws:** 5, 2x, MR: vs. Arkansas (1/7/26)  
**Three Pointers:** 4, at Oklahoma (1/3/26)

### 88 AUGUSTO CASSIA | Jr. • F • 6-8 • 225

**Points:** 7, vs. Missouri (1/10/26)  
**Rebounds:** 4, 3x, MR: at Miss. St. (1/17/26)  
**Assists:** 1, 7x, MR: vs. Auburn (1/20/26)  
**Steals:** 2, vs. Miami (12/2/25)  
**Blocks:** 1, 3x, MR: vs. Southern Miss (12/13/25)  
**Field Goals:** 3, 2x, MR: vs. Missouri (1/10/26)  
**Free Throws:** 2, 4x, MR: vs. Auburn (1/20/26)  
**Three Pointers:** 1, vs. Miami (12/2/25)

### 2 AJ STORR | Sr. • G • 6-5 • 205

**Points:** 27, at Georgia (1/14/26)  
**Rebounds:** 8, at Georgia (1/14/26)  
**Assists:** 4, 4x, MR: vs. Auburn (1/20/26)  
**Steals:** 3, at Georgia (1/14/26)  
**Blocks:** 1, 2x, MR: vs. Arkansas (1/7/26)  
**Field Goals:** 11, at Georgia (1/14/26)  
**Free Throws:** 8, Iowa (11/25/25)  
**Three Pointers:** 4, 3x, MR: vs. Missouri (1/10/26)

### 5 HOBERT GRAYSON IV | Sr. • G • 6-4 • 205

**Points:** 4, vs. Miami (12/2/25)  
**Rebounds:** 3, vs. CSU Bakersfield (11/14/25)  
**Assists:** 1, vs. St. John's (12/6/25)  
**Steals:** 1, 2x, MR: vs. St. John's (12/6/25)  
**Blocks:** 1, vs. Miami (2/2/25)  
**Field Goals:** 2, vs. Miami (12/2/25)  
**Free Throws:** 1, vs. St. John's (12/6/25)  
**Three Pointers:** --

### 8 EDUARDO KLAFKE | So. • G • 6-5 • 200

**Points:** 11, vs. Arkansas (1/7/26)  
**Rebounds:** 7, vs. LA Monroe (11/7/25)  
**Assists:** 3, 3x, MR: vs. Arkansas (1/7/26)  
**Steals:** 2, 3x, MR: vs. Missouri (1/10/26)  
**Blocks:** 1, 2x, MR: vs. Arkansas (1/7/26)  
**Field Goals:** 4, vs. Arkansas (1/7/26)  
**Free Throws:** 4, vs. NC State (12/21/25)  
**Three Pointers:** 2, vs. LA Monroe (11/7/25)

### 13 KEZZA GIFFA | Sr. • G • 6-1 • 175

**Points:** 15, vs. Memphis (11/11/25)  
**Rebounds:** 4, at Georgia (1/14/26)  
**Assists:** 5, vs. Memphis (11/11/25)  
**Steals:** 7, vs. St. John's (12/6/25)  
**Blocks:** 1, at Georgia (1/14/26)  
**Field Goals:** 4, 3x, MR: vs. Alcorn State (12/29/25)  
**Free Throws:** 6, 3x, MR: at Georgia (1/14/26)  
**Three Pointers:** 2, 4x, MR: vs. Arkansas (1/7/26)

### 31 ZACH DAY | Fr. • G • 6-5 • 195

**Points:** 6, vs. Miami (12/2/25)  
**Rebounds:** 2, 2x, MR: vs. NC State (12/21/25)  
**Assists:** 2, vs. Arkansas (1/7/26)  
**Steals:** 2, vs. Miami (12/2/25)  
**Blocks:** --  
**Field Goals:** 2, vs. Miami (12/2/25)  
**Free Throws:** 1, vs. Auburn (1/20/26)  
**Three Pointers:** 2, vs. Miami (12/2/25)



**O** Malik  
**DIA**

Murfreesboro, Tenn. • Ensworth • Belmont

Junior • Forward • 6-9 • 250



## BIO

**2024-25 (JUNIOR):** Preseason Kareem Abdul-Jabbar Award watch list ... Played and started in all 36 games for Ole Miss, tied for most games played in a single season in school history ... Finished third on the team in scoring with an average of 10.8 points per game ... Led the team on the boards, averaging 5.7 rebounds per game ... Made 29 shots from deep and added 27 assists ... Second on the team with 31 blocked shots while adding 25 steals ... Third on the team in field goal percentage at 46.7 ... Pulled in 13 rebounds on November 12 against South Alabama ... Scored 21 points with eight rebounds to help Ole Miss take down Arkansas on the road on January 8 ... At No. 4 Alabama on January 14, scored a season-high 23 points with a career-best 19 rebounds to help secure the win ... Was the first Rebel since 2017 with 20+ points and 10+ rebounds and the first since 1997 with 20+ points and 15+ rebounds vs. an AP-ranked team ... Was one rebound short of becoming first 20-point and 20-rebound game since Walter Actwood in 1972 ... In three SEC games between January 8 and January 14, averaged 21.0 points, 11.3 rebounds, and 1.7 blocks per game while shooting 55.3 percent from the floor (26-47) ... Helped the Rebels take down No. 14 Kentucky with 16 points on February 4 ... Helped Ole Miss take down No. 14 Iowa State in the second round of the NCAA Tournament with 18 points and eight boards ... Scored in double figures in eight of the last 10 games of the season, averaging 13.1 points over that stretch.

**BELMONT:** Played in 33 games with Belmont ... Named to the All-MVC Third Team ... An MVC All-Newcomer Team honoree ... Finished second on the team in

scoring with an average of 16.9 per game ... Led the team with 193 rebounds and finished second with an average of 5.8 per contest ... Tied for the team lead in blocks with 26 while collecting 27 steals ... Shot 48.8 percent from the field ... Scored in double figures 29 times, including 12 games with 20 or more ... Recorded three double-doubles ... Scored a career-high 32 points on January 7 against Drake, connecting on a career-best five makes from three.

**VANDERBILT:** Spent his freshman season at Vanderbilt ... Played in 20 games for the Commodores, averaging just over eight minutes per game ... Finished with an average of 2.6 points and 1.6 rebounds per contest ... Pulled in a season-best 10 rebounds against Southeastern Louisiana on December 30 ... Scored a season-best 14 points in 21 minutes of action against Kentucky on January 24

**HIGH SCHOOL:** Ranked the No. 5 recruit in Tennessee and the nation's No. 28 power forward by Rivals ... A four-star recruit and the country's No. 31 power forward according to ESPN ... Named to the 2021 All-State First Team in Tennessee ... Averaged 22.7 points and 9.9 rebounds per game as a senior ... League MVP and league scorer in senior season ... Named to the All-Midstate First Team in 2022 by The Tennessean.

**PERSONAL:** Son of Sarah and Malik Dia ... Has three siblings, Khalif, Pape, and Aziz ... Born on February 4, 2004.

## SEASON GAME-BY-GAME

Opponent	Date	GS	MIN	Total		3-Pointers		Free throws		Rebounds				PF	A	TO	BLK	STL	PTS	AVG	
				FG-FGA	PCT	3FG-3FGA	PCT	FT-FTA	PCT	OFF	DEF	TOT	AVG								
Southeastern La.	11/03/2025	*	24:51	7-13	.538	0-3	.000	6-7	.857	2	2	4	4.0	3	1	2	0	2	20	20.0	
ULM	11/07/2025	*	18:39	5-10	.500	1-2	.500	0-0	.000	0	4	4	4.0	3	0	2	0	0	11	15.5	
Memphis	11/11/2025	*	29:15	3-9	.333	2-3	.667	5-6	.833	2	4	6	4.7	4	1	2	0	0	13	14.7	
CSU Bakersfield	11/14/2025	*	23:13	4-10	.400	0-2	.000	2-3	.667	2	4	6	5.0	2	1	0	0	0	10	13.5	
Austin Peay	11/18/2025	*	28:45	7-14	.500	1-3	.333	3-4	.750	1	6	7	5.4	3	2	2	1	1	18	14.4	
vs Iowa	11/25/2025	*	16:15	1-6	.167	0-1	.000	0-0	.000	0	2	2	4.8	1	1	2	2	0	2	12.3	
vs Utah (FL)	11/26/2025	*	25:58	5-9	.556	0-1	.000	7-9	.778	4	5	9	5.4	1	1	3	3	1	17	13.0	
Miami (FL)	12/02/2025	*	17:37	2-10	.200	0-1	.000	5-6	.833	5	4	9	5.9	0	1	2	1	0	9	12.5	
at St. John's (NY)	12/06/2025		27:11	7-13	.538	0-1	.000	4-4	1.000	3	7	10	6.3	1	1	3	2	1	18	13.1	
vs Southern Miss.	12/13/2025	*	25:08	4-7	.571	0-0	.000	3-5	.600	0	6	6	6.3	4	1	0	0	0	11	12.9	
vs Alabama A&M	12/17/2025	*	31:39	9-19	.474	3-5	.600	6-13	.462	2	5	7	6.4	1	1	1	2	0	27	14.2	
vs NC State	12/21/2025	*	29:07	8-16	.500	0-3	.000	4-8	.500	4	7	11	6.8	3	0	4	0	1	20	14.7	
Alcorn	12/29/2025	*	23:10	5-12	.417	0-1	.000	2-2	1.000	3	8	11	7.1	2	2	1	0	2	12	14.5	
at Oklahoma	01/03/2026	*	29:09	6-17	.353	3-8	.375	2-3	.667	2	4	6	7.0	2	0	2	0	0	17	14.6	
Arkansas	01/07/2026	*	26:49	6-11	.545	0-2	.000	4-6	.667	2	4	6	6.9	4	1	2	2	2	16	14.7	
Missouri	01/10/2026	*	33:34	8-17	.471	2-3	.667	3-4	.750	3	8	11	7.2	3	1	3	3	1	21	15.1	
at Georgia	01/14/2026	*	17:56	3-9	.333	0-1	.000	0-2	.000	3	0	3	6.9	1	1	0	2	0	6	14.6	
at Mississippi St.	01/17/2026	*	26:50	3-10	.300	0-1	.000	2-2	1.000	4	7	11	7.2	2	0	1	1	1	8	14.2	
Auburn	01/20/2026	*	13:48	1-3	.333	0-0	.000	0-0	.000	0	1	1	6.8	2	0	0	2	0	2	13.6	
Totals			18	468:54	94-215	.437	12-41	.293	58-84	.690	42	88	130	6.8	42	16	32	21	12	258	13.6

### Player Averages

Games Played	Minutes/game	Points/game	FG Pct	3FG Pct	FT Pct	Rebounds/game	Assists/game	Turnovers/game	Assist/Turnover ratio	Steals/game	Blocks/game
19	24.7	13.6	43.7	29.3	69.0	6.8	0.8	1.7	0.5	0.6	1.1

### THE DIA FILE

<b>BIRTHDAY</b>	<b>FEBRUARY 4, 2004</b>
<b>MAJOR</b>	<b>MULTI-DISCIPLINARY STUDIES</b>

### CAREER HIGHS

Points: 32, vs. Drake (1/7/24)  
Rebounds: 19, at Alabama (1/14/25)  
Assists: 5, vs. Indiana St. (1/31/24)  
Steals: 3, 5x, MR: vs. Auburn (3/14/25)  
Blocks: 3, 9x, MR: vs. Missouri (1/10/26)  
Field Goals: 11, at Alabama (1/14/25)  
Free Throws: 8, at Valparaiso (2/10/24)  
Three Pointers: 5, vs. Drake (1/7/24)

### SEASON HIGHS

Points: 27, vs. Alabama A&M (12/17/25)  
Rebounds: 11, 4x, MR: at Miss. St. (1/17/26)  
Assists: 2, 2x, MR: vs. Alcorn State (12/29/25)  
Steals: 2, 3x, MR: vs. Arkansas (1/7/26)  
Blocks: 3, 2x, MR: vs. Missouri (1/10/26)  
Field Goals: 9, vs. Alabama A&M (12/17/25)  
Free Throws: 7, vs. Utah (11/26/25)  
Three Pointers: 3, 2x, MR: at Oklahoma (1/3/26)

### SEASON SUPERLATIVES

Double-Figure Points: 14x  
Double-Figure Rebounds: 5x  
Double-Doubles: 4x  
5+ Rebounds: 14x  
5+ Assists: --  
Led Team in Points: 6x  
Led Team in Rebounds: 13x  
Led Team in Assists: --

## CAREER STATS



SEASON	TEAM	GP-GS	MIN/AVG	Field Goals		3-Point		F-Throws		Rebounds				Scoring				
				FG-FGA	FG%	3FG-3FGA	3FG%	FT-FTA	FT%	OFF	DEF	TOT	AVG	PF-FO	A	TO	BLK	STL
2022-23	VU	20-0	170/8.5	19-63	.302	12-34	.353	1-2	.500	9	22	31	1.6	24-0	4	10	8	5
2023-24	BEL	33-24	763/23.1	210-430	.488	44-129	.341	95-149	.638	47	146	193	5.8	78-0	39	89	26	27
2024-25	UM	36-36	753/20.9	142-304	.467	29-84	.345	74-115	.643	50	155	205	5.7	83-0	27	29	31	25
2025-26	UM	19-18	469/24.7	94-215	.437	12-41	.293	58-84	.690	42	88	130	6.8	42-0	16	32	21	12
<b>TOTAL FOR UM</b>		<b>55-54</b>	<b>1222/22.2</b>	<b>236-519</b>	<b>.455</b>	<b>41-125</b>	<b>.328</b>	<b>132-199</b>	<b>.663</b>	<b>92</b>	<b>243</b>	<b>335</b>	<b>6.1</b>	<b>125-0</b>	<b>43</b>	<b>61</b>	<b>52</b>	<b>37</b>
<b>TOTAL</b>		<b>108-78</b>	<b>2155/20.0</b>	<b>465-1012</b>	<b>.459</b>	<b>97-288</b>	<b>.337</b>	<b>228-350</b>	<b>.651</b>	<b>148</b>	<b>411</b>	<b>559</b>	<b>5.2</b>	<b>227-0</b>	<b>86</b>	<b>160</b>	<b>86</b>	<b>69</b>

1

Corey  
CHEST

New Orleans, La. • Link Academy • LSU

Sophomore • Forward • 6-8 • 220



BIO

**LSU:** Spent two seasons at with the Tigers ... During 2024-25 as a redshirt freshman, played in 26 games with 19 starts before a season-ending injury ... Averaged 6.1 points, 6.6 rebounds, and 1.2 blocks in 20.1 minutes per game in 2024-25 ... Scored in double figures in five games ... Grabbed double digit rebounds in nine games ... Grabbed a season-best 18 boards against Alabama on January 25 ... Had six straight games where he grabbed double figure rebounds during the fall ... Redshirted the 2023-24 season after practicing with the team throughout the season.

**HIGH SCHOOL:** Played his senior season at The Link Academy in Branson, Missouri ... Helped his team win the Geico National High School Tournament with a record of 27-1 ... Team earned the No. 1 ranking in the final SB Live/Sports Illustrated Boys Basketball Poll ... Averaged 8.3 points and 5.7 rebounds during the national championship event ... Named to Paul Biancardi's GEICO National Best Team of Championships ... A four-star recruit ... Ranked as high as No. 75 in the nation by 247Sports ... Named the No. 2 player in Missouri in his class ... No. 1 player in state of Louisiana in his class after his junior year at McMinn High School in New Orleans ... First Team All-Louisiana in 2022 after averaging 17 points and 10 rebounds.

**PERSONAL:** Born on October 5, 2004 ... Son of Brianeka Massey ... Has two siblings; King Lewis and Jacorey Massey.

SEASON GAME-BY-GAME

Opponent	Date	GS	MIN	Total		3-Pointers		Free throws		Rebounds				PF	A	TO	BLK	STL	PTS	AVG
				FG-FGA	PCT	3FG-3FGA	PCT	FT-FTA	PCT	OFF	DEF	TOT	AVG							
Southeastern La.	11/03/2025		13:58	1-3	.333	0-0	.000	0-0	.000	2	4	6	6.0	3	1	1	1	0	2	2.0
ULM	11/07/2025		15:54	0-1	.000	0-0	.000	0-0	.000	3	6	9	7.5	1	2	3	2	2	0	1.0
Memphis	11/11/2025		12:37	1-2	.500	0-0	.000	3-4	.750	1	3	4	6.3	0	0	0	0	0	5	2.3
CSU Bakersfield	11/14/2025		13:52	2-4	.500	0-0	.000	1-3	.333	2	2	4	5.8	0	1	1	2	0	5	3.0
Austin Peay	11/18/2025		09:39	1-2	.500	0-0	.000	1-1	1.000	2	0	2	5.0	1	0	1	0	0	3	3.0
vs Iowa	11/25/2025		07:30	1-1	1.000	0-0	.000	0-0	.000	0	0	0	4.2	1	0	0	0	0	2	2.8
vs Utah	11/26/2025		09:12	2-4	.500	0-0	.000	0-0	.000	2	2	4	4.1	2	0	0	1	0	4	3.0
Miami (FL)	12/02/2025		11:26	1-2	.500	0-0	.000	0-0	.000	1	0	1	3.8	4	0	0	1	1	2	2.9
at St. John's (NY)	12/06/2025		24:32	3-3	1.000	0-0	.000	0-0	.000	4	6	10	4.4	5	2	1	1	1	6	3.2
vs Southern Miss.	12/13/2025	*	13:04	0-1	.000	0-0	.000	0-2	.000	0	0	0	4.0	2	1	0	2	1	0	2.9
vs Alabama A&M	12/17/2025	*	22:40	3-4	.750	0-0	.000	0-1	.000	1	6	7	4.3	0	1	0	1	1	6	3.2
vs NC State	12/21/2025	*	14:43	0-0	.000	0-0	.000	0-0	.000	1	4	5	4.3	3	0	1	0	0	0	2.9
Alcorn	12/29/2025		15:14	3-3	1.000	0-0	.000	0-0	.000	5	5	10	4.8	1	2	0	2	0	6	3.2
at Oklahoma	01/03/2026		22:04	1-2	.500	0-0	.000	0-0	.000	1	4	5	4.8	2	1	1	1	0	2	3.1
Arkansas	01/07/2026		05:42	0-0	.000	0-0	.000	0-0	.000	0	0	0	4.5	1	0	0	0	0	0	2.9
Missouri	01/10/2026		11:41	0-1	.000	0-0	.000	0-0	.000	2	0	2	4.3	5	0	0	1	0	0	2.7
at Georgia	01/14/2026		32:49	2-4	.500	0-0	.000	2-2	1.000	4	5	9	4.6	4	1	2	2	1	6	2.9
at Mississippi St.	01/17/2026		21:16	2-2	1.000	0-0	.000	0-0	.000	1	4	5	4.6	1	1	0	2	1	4	2.9
Auburn	01/20/2026		16:24	1-3	.333	1-1	1.000	2-2	1.000	3	2	5	4.6	4	0	0	0	1	5	3.1
Totals		3	294:18	24-42	.571	1-1	1.000	9-15	.600	35	53	88	4.6	40	13	11	19	9	58	3.1

Player Averages

Games Played	Minutes/game	Points/game	FG Pct	3FG Pct	FT Pct	Rebounds/game	Assists/game	Turnovers/game	Assist/Turnover ratio	Steals/game	Blocks/game
19	15.5	3.1	57.1	100.0	60.0	4.6	0.7	0.6	1.2	0.5	1.0

CAREER STATS

				Field Goals		3-Point		F-Throws		Rebounds				Scoring						
SEASON	TEAM	GP-GS	MIN/AVG	FG-FGA	FG%	3FG-3FGA	3FG%	FT-FTA	FT%	OFF	DEF	TOT	AVG	PF-FO	A	TO	BLK	STL	PTS	AVG
2024-25	LS	26-19	522/20.1	68-112	.607	0-0	.000	22-49	.449	63	108	171	6.6	47-1	19	31	32	15	158	6.1
2025-26	UM	19-3	294/15.5	24-42	.571	1-1	1.000	9-15	.600	35	53	88	4.6	40-2	13	11	19	9	58	3.1
TOTAL FOR UM		19-3	294/15.5	24-42	.571	1-1	1.000	9-15	.600	35	53	88	4.6	40-2	13	11	19	9	58	3.1
TOTAL		45-22	816/18.1	92-154	.597	1-1	1.000	31-64	.484	98	161	259	5.8	87-3	32	42	51	24	216	4.8

THE CHEST FILE	
BIRTHDAY	OCTOBER 5, 2004
MAJOR	MULTI-DISCIPLINARY STUDIES

CAREER HIGHS	
Points:	13, vs. Stetson (12/17/24)
Rebounds:	18, at Alabama (1/25/25)
Assists:	3, vs. Mississippi Valley St. (12/29/24)
Steals:	3, vs. UCF (11/24/24)
Blocks:	5, vs. Northwestern St. (11/29/24)
Field Goals:	6, 3x, MR: vs. New Orleans (12/22/24)
Free Throws:	4, 2x, MR: at Alabama (1/25/25)
Three Pointers:	1, vs. Auburn (1/20/26)

SEASON HIGHS	
Points:	6, 4x, MR: at Georgia (1/14/26)
Rebounds:	10, 2x, MR: vs. Alcorn State (12/29/25)
Assists:	2, 3x, MR: vs. Alcorn State (12/29/25)
Steals:	2, vs. LA Monroe (11/7/25)
Blocks:	2, 6x, MR: at Miss. St. (1/17/26)
Field Goals:	3, 3x, MR: vs. Alcorn State (12/29/25)
Free Throws:	3, vs. Memphis (11/11/25)
Three Pointers:	1, vs. Auburn (1/20/26)

SEASON SUPERLATIVES	
Double-Figure Points:	--
Double-Figure Rebounds:	2x
Double-Doubles:	--
5+ Rebounds:	10x
5+ Assists:	--
Led Team in Points:	--
Led Team in Rebounds:	5x
Led Team in Assists:	1x

# AJ 2 STORR

Rockford, Ill. • IMG Academy • Kansas

Senior • Guard • 6-5 • 205



## BIO

**KANSAS:** Played in 33 games with four starts at Kansas in 2024-25 ... Averaged 15.3 minutes and 5.8 points per contest ... Scored 10 or more points in eight games ... Scored a season-high 19 points on 7-11 shooting and 3-5 from three in a win over UCF in opening round of the Big 12 Tournament ... Scored 15 points in the NCAA Tournament vs. Arkansas on March 20 ... Named to preseason watch lists for the Wooden Award, Naismith Trophy, and Julius Erving Award.

**WISCONSIN:** Named to the All-Big Ten Second Team ... Selected to the All-Big Ten Tournament Team ... Led the Badgers during his sophomore season with 16.8 points per game, 43.4 percent shooting from the field, and 81.2 percent from the free throw line in 2023-24 ... Helped lead Wisconsin to the 2024 Big Ten Tournament and a berth in the NCAA Tournament ... Averaged 22.5 points per game in the 2024 Big Ten Tournament, scoring a career-best 30 points in a win over Northwestern in the quarterfinals.

**ST. JOHN'S:** Named to the 2023 All-BIG EAST Freshman Team ... Spent his first collegiate season at St. John's in 2022-23 where he averaged 8.8 points per game ... Started the final 17 games of the season ... Named the BIG EAST Freshman of the Week three times.

**HIGH SCHOOL:** A four-star recruit ... Ranked the No. 12 shooting guard and No. 86 recruit in the nation by On3 ... Played a post-graduate season at IMG Academy in Bradenton, Fla. where he earned team MVP honors averaging 22.8 points per game ... Spent 2020-21 at AZ Compass Prep after transferring from Bishop Gorman in Las Vegas ... Has played on the Bahamas National Team.

**PERSONAL:** Son of Annette Brandy ... Has six siblings, Brady, Myles, Amber, Asher, Shai and Kai.

## THE STORR FILE

BIRTHDAY	AUGUST 26, 2003
MAJOR	MULTI-DISCIPLINARY STUDIES

## CAREER HIGHS

Points: 30, vs. Northwestern (3/15/24)  
Rebounds: 12, 2x, MR: vs. Ohio St. (2/13/24)  
Assists: 5, vs. Georgetown (1/29/23)  
Steals: 4, vs. Georgetown (1/29/23)  
Blocks: 2, vs. Seton Hall (2/1/23)  
Field Goals: 11, 3x, MR: at Georgia (1/14/26)  
Free Throws: 8, 3x, MR: vs. Iowa (11/25/25)  
Three Pointers: 5, at Nebraska (2/1/24)

## SEASON HIGHS

Points: 27, at Georgia (1/14/26)  
Rebounds: 8, at Georgia (1/14/26)  
Assists: 4, 4x, MR: vs. Auburn (1/20/26)  
Steals: 3, at Georgia (1/14/26)  
Blocks: 1, 2x, MR: vs. Arkansas (1/7/26)  
Field Goals: 11, at Georgia (1/14/26)  
Free Throws: 8, Iowa (11/25/25)  
Three Pointers: 4, 3x, MR: vs. Missouri (1/10/26)

## SEASON SUPERLATIVES

Double-Figure Points: 14x  
Double-Figure Rebounds: --  
Double-Doubles: --  
5+ Rebounds: 6x  
5+ Assists: --  
Led Team in Points: 8x  
Led Team in Rebounds: 1x  
Led Team in Assists: 3x

## SEASON GAME-BY-GAME

Opponent	Date	GS	MIN	Total		3-Pointers		Free throws		Rebounds				PF	A	TO	BLK	STL	PTS	AVG	
				FG-FGA	PCT	3FG-3FGA	PCT	FT-FTA	PCT	OFF	DEF	TOT	AVG								
Southeastern La.	11/03/2025	*	21:59	5-8	.625	4-5	.800	4-6	.667	1	5	6	6.0	4	4	0	0	0	18	18.0	
ULM	11/07/2025	*	22:14	5-9	.556	4-6	.667	5-6	.833	1	2	3	4.5	1	2	2	0	0	19	18.5	
Memphis	11/11/2025	*	20:22	3-7	.429	0-0	.000	4-4	1.000	1	1	2	3.7	3	2	1	0	0	10	15.7	
CSU Bakersfield	11/14/2025	*	24:05	6-13	.462	0-1	.000	2-3	.667	1	2	3	3.5	2	1	0	0	2	14	15.3	
Austin Peay	11/18/2025	*	29:29	3-8	.375	1-3	.333	4-6	.667	0	3	3	3.4	3	3	1	1	0	11	14.4	
vs Iowa	11/25/2025	*	31:08	6-10	.600	2-4	.500	8-10	.800	1	4	5	3.7	4	2	2	0	0	22	15.7	
vs Utah	11/26/2025	*	26:32	5-10	.500	0-1	.000	0-0	.000	0	3	3	3.6	2	2	0	0	0	10	14.9	
Miami (FL)	12/02/2025	*	23:49	2-9	.222	2-5	.400	0-0	.000	0	2	2	3.4	1	2	3	0	2	6	13.8	
at St. John's (NY)	12/06/2025	*	15:04	0-6	.000	0-2	.000	2-4	.500	0	1	1	3.1	2	0	3	0	0	2	12.4	
vs Southern Miss.	12/13/2025	*	35:57	8-12	.667	1-4	.250	4-5	.800	3	1	4	3.2	3	1	4	0	2	21	13.3	
vs Alabama A&M	12/17/2025	*	32:17	5-8	.625	2-3	.667	2-3	.667	3	3	6	3.5	3	4	2	0	0	14	13.4	
vs NC State	12/21/2025	*	14:54	0-5	.000	0-2	.000	1-2	.500	0	1	1	3.3	1	2	1	0	0	1	12.3	
Alcorn	12/29/2025	*	08:42	1-5	.200	0-2	.000	0-0	.000	0	2	2	3.2	1	0	2	0	0	2	11.5	
at Oklahoma	01/03/2026	*	23:35	3-14	.214	0-4	.000	2-4	.500	1	1	2	3.1	3	2	1	0	1	8	11.3	
Arkansas	01/07/2026	*	19:11	5-10	.500	0-2	.000	2-2	1.000	0	1	1	2.9	2	2	0	1	0	12	11.3	
Missouri	01/10/2026	*	33:21	8-16	.500	4-6	.667	6-6	1.000	0	5	5	3.1	3	1	0	0	1	26	12.3	
at Georgia	01/14/2026	*	38:01	11-22	.500	2-6	.333	3-4	.750	1	7	8	3.4	4	4	3	0	3	27	13.1	
at Mississippi St.	01/17/2026	*	26:50	7-18	.389	1-5	.200	2-3	.667	0	4	4	3.4	3	0	0	0	0	17	13.3	
Auburn	01/20/2026	*	32:30	6-19	.316	1-4	.250	5-7	.714	0	5	5	3.5	3	4	1	0	1	18	13.6	
Totals			14	479:59	89-209	.426	24-65	.369	56-75	.747	13	53	66	3.5	48	38	26	2	12	258	13.6

## Player Averages

Games Played	Minutes/game	Points/game	FG Pct	3FG Pct	FT Pct	Rebounds/game	Assists/game	Turnovers/game	Assist/Turnover ratio	Steals/game	Blocks/game
19	25.3	13.6	42.6	36.9	74.7	3.5	2.0	1.4	1.5	0.6	0.1

## CAREER STATS

				Field Goals		3-Point		F-Throws		Rebounds								Scoring		
SEASON	TEAM	GP-GS	MIN/AVG	FG-FGA	FG%	3FG-3FGA	3FG%	FT-FTA	FT%	OFF	DEF	TOT	AVG	PF-FO	A	TO	BLK	STL	PTS	AVG
2022-23	SJU	33-17	695/21.1	106-244	.434	38-94	.404	42-56	.750	10	54	64	1.9	54-0	27	36	6	13	292	8.8
2023-24	Wisc	36-36	1038/28.8	216-498	.434	48-150	.320	125-154	.812	40	102	142	3.9	41-0	32	57	5	22	605	16.8
2024-25	KU	34-4	534/15.7	76-198	.384	23-79	.291	32-47	.681	13	44	57	1.7	54-2	24	30	5	10	207	6.1
2025-26	UM	19-14	480/25.3	89-209	.426	24-65	.369	56-75	.747	13	53	66	3.5	48-0	38	26	2	12	258	13.6
TOTAL FOR UM		19-14	480/25.3	89-209	.426	24-65	.369	56-75	.747	13	53	66	3.5	48-0	38	26	2	12	258	13.6
TOTAL		122-71	2748/22.5	487-1149	.424	133-388	.343	255-332	.768	76	253	329	2.7	197-2	121	149	18	57	1362	11.2

Junior • Guard • 6-1 • 180



				Field Goals		3-Point		F-Throws		Rebounds									Scoring	
SEASON	TEAM	GP-GS	MIN/AVG	FG-FGA	FG%	3FG-3FGA	3FG%	FT-FTA	FT%	OFF	DEF	TOT	AVG	PF-FO	A	TO	BLK	STL	PTS	AVG
2022-23	UW	29-0	563/19.4	69-173	.399	27-84	.321	31-44	.705	7	29	36	1.2	66-3	53	50	10	34	196	6.8
2023-24	UW	31-5	750/24.2	123-279	.441	41-110	.373	57-79	.722	21	47	68	2.2	69-1	83	42	9	38	344	11.1
2024-25	LOU	2-0	39/19.7	3-11	.273	0-4	.000	0-0	.000	1	2	3	1.5	6-0	5	1	0	3	6	3.0
2025-26	UM	14-0	121/8.6	10-35	.286	5-18	.278	5-7	.714	1	9	10	0.7	10-0	18	6	3	6	30	2.1
TOTAL FOR UM		14-0	121/8.6	10-35	.286	5-18	.278	5-7	.714	1	9	10	0.7	10-0	18	6	3	6	30	2.1
TOTAL		76-5	1473/19.4	205-498	.412	73-216	.338	93-130	.715	30	87	117	1.5	151-4	159	99	22	81	576	7.6



# 4 James SCOTT

Fayetteville, N.C. • E.E. Smith • Louisville

Junior • Forward • 6-10 • 225



## BIO

**LOUISVILLE:** Played in all 35 games during 2024-25 with the Cardinals, starting in 31 contests ... Averaged 7.1 points and 6.1 rebounds per game, shooting 75.5 percent from the floor ... His 79 dunks were the third-most in a single season in Louisville history ... Posted four double-doubles and five games with double-digit rebounds.

**COLLEGE OF CHARLESTON:** Saw action in 35 games during his freshman season ... Averaged 5.0 points and 3.4 rebounds in 16 minutes per game ... Named to the Coastal Athletic Association All-Rookie

Team ... Shot 79.2 percent from the floor ... Ranked in the top-25 nationally for total dunks.

**HIGH SCHOOL:** Played at E.E Smith High School ... A consensus three-star prospect ... Named the Most Improved Player by the Fayetteville Observer.

**PERSONAL:** Son of Marisa and Kelvin Scott ... Has one sibling, Logan ... Born on September 11, 2005.

## SEASON GAME-BY-GAME

Opponent	Date	GS	MIN	Total		3-Pointers		Free throws		Rebounds			PF	A	TO	BLK	STL	PTS	AVG		
				FG-FGA	PCT	3FG-3FGA	PCT	FT-FTA	PCT	OFF	DEF	TOT								AVG	
Southeastern La.	11/03/2025	*	23:14	3-3	1.000	0-0	.000	0-0	.000	2	7	9	9.0	1	1	0	3	0	6	6.0	
ULM	11/07/2025	*	23:49	2-6	.333	0-0	.000	0-2	.000	3	4	7	8.0	1	0	0	2	1	4	5.0	
Memphis	11/11/2025	*	27:00	1-1	1.000	0-0	.000	1-2	.500	1	6	7	7.7	0	2	1	1	0	3	4.3	
CSU Bakersfield	11/14/2025	*	23:24	3-3	1.000	0-0	.000	2-2	1.000	4	1	5	7.0	1	2	0	2	0	8	5.3	
Austin Peay	11/18/2025	*	24:14	3-6	.500	0-0	.000	0-2	.000	3	3	6	6.8	0	1	0	3	1	6	5.4	
vs Iowa	11/25/2025	*	26:18	3-5	.600	0-0	.000	0-0	.000	2	6	8	7.0	1	1	2	2	0	6	5.5	
vs Utah	11/26/2025	*	23:08	4-5	.800	0-0	.000	1-2	.500	3	2	5	6.7	1	1	0	0	2	9	6.0	
Miami (FL)	12/02/2025	*	20:28	2-3	.667	0-0	.000	0-0	.000	2	0	2	6.1	1	2	0	3	1	4	5.8	
at St. John's (NY)	12/06/2025	*	09:15	0-0	.000	0-0	.000	2-2	1.000	0	1	1	5.6	2	0	2	0	0	2	5.3	
vs Southern Miss.	12/13/2025		05:41	0-0	.000	0-0	.000	0-0	.000	0	3	3	5.3	0	0	1	1	0	0	4.8	
vs Alabama A&M	12/17/2025		09:23	1-1	1.000	0-0	.000	0-0	.000	0	0	0	4.8	0	0	0	1	0	2	4.5	
vs NC State	12/21/2025		08:25	1-1	1.000	0-0	.000	0-0	.000	0	1	1	4.5	1	0	0	0	0	2	4.3	
Alcorn	12/29/2025	*	15:55	6-8	.750	0-0	.000	1-1	1.000	5	6	11	5.0	2	0	1	1	1	13	5.0	
at Oklahoma	01/03/2026	*	12:28	0-2	.000	0-0	.000	0-0	.000	1	1	2	4.8	0	0	0	1	1	0	4.6	
Arkansas	01/07/2026	*	24:03	3-3	1.000	0-0	.000	0-0	.000	1	2	3	4.7	3	2	1	1	0	6	4.7	
Missouri	01/10/2026	*	25:25	0-0	.000	0-0	.000	0-0	.000	1	4	5	4.7	2	1	1	2	0	0	4.4	
at Georgia	01/14/2026	*	09:26	0-0	.000	0-0	.000	0-0	.000	0	2	2	4.5	1	0	0	0	0	0	4.2	
at Mississippi St.	01/17/2026	*	16:00	2-2	1.000	0-0	.000	0-0	.000	2	4	6	4.6	1	0	0	0	0	4	4.2	
Auburn	01/20/2026	*	13:34	0-0	.000	0-0	.000	0-0	.000	0	3	3	4.5	2	0	2	1	2	0	3.9	
Totals			16	341:09	34-49	.694	0-0	.000	7-13	.538	30	56	86	4.5	20	13	11	24	9	75	3.9

### Player Averages

Games Played	Minutes/game	Points/game	FG Pct	3FG Pct	FT Pct	Rebounds/game	Assists/game	Turnovers/game	Assist/Turnover ratio	Steals/game	Blocks/game
19	18.0	3.9	69.4	0.0	53.8	4.5	0.7	0.6	1.2	0.5	1.3

## THE SCOTT FILE

BIRTHDAY	SEPTEMBER 11, 2005
MAJOR	MULTI-DISCIPLINARY STUDIES

## CAREER HIGHS

Points: 16, at SMU (1/21/25)  
Rebounds: 11, 3x, MR: vs. Alcorn State (12/29/25)  
Assists: 4, 2x, MR: vs. California (3/5/25)  
Steals: 4, vs. Pittsburgh (3/1/25)  
Blocks: 5, 2x, MR: vs. Winthrop (11/22/24)  
Field Goals: 7, 2x, MR: at SMU (1/21/25)  
Free Throws: 4, 2x, MR: at Notre Dame (2/16/25)  
Three Pointers: 1, at SMU (1/21/25)

## SEASON HIGHS

Points: 13, vs. Alcorn State (12/29/25)  
Rebounds: 11, vs. Alcorn State (12/29/25)  
Assists: 2, 4x, MR: vs. Arkansas (1/7/26)  
Steals: 2, 2x, MR: vs. Auburn (1/20/26)  
Blocks: 3, 3x, MR: vs. Miami (12/2/25)  
Field Goals: 6, vs. Alcorn State (12/29/25)  
Free Throws: 2, 2x, MR: vs. St. John's (12/6/25)  
Three Pointers: --

## SEASON SUPERLATIVES

Double-Figure Points: 1x  
Double-Figure Rebounds: 1x  
Double-Doubles: 1x  
5+ Rebounds: 10x  
5+ Assists: --  
Led Team in Points: --  
Led Team in Rebounds: 4x  
Led Team in Assists: --

## CAREER STATS

				Field Goals		3-Point		F-Throws		Rebounds				Scoring						
SEASON	TEAM	GP-GS	MIN/AVG	FG-FGA	FG%	3FG-3FGA	3FG%	FT-FTA	FT%	OFF	DEF	TOT	AVG	PF-FO	A	TO	BLK	STL	PTS	AVG
2023-24	CC	35-4	561/16.0	76-96	.792	0-0	.000	22-50	.440	49	69	118	3.4	51-0	22	17	45	21	174	5.0
2024-25	LOU	35-31	826/23.6	108-143	.755	1-6	.167	30-69	.435	73	139	212	6.1	88-2	49	35	30	22	247	7.1
2025-26	UM	19-16	341/18.0	34-49	.694	0-0	.000	7-13	.538	30	56	86	4.5	20-0	13	11	24	9	75	3.9
<b>TOTAL FOR UM</b>		<b>19-16</b>	<b>341/18.0</b>	<b>34-49</b>	<b>.694</b>	<b>0-0</b>	<b>.000</b>	<b>7-13</b>	<b>.538</b>	<b>30</b>	<b>56</b>	<b>86</b>	<b>4.5</b>	<b>20-0</b>	<b>13</b>	<b>11</b>	<b>24</b>	<b>9</b>	<b>75</b>	<b>3.9</b>
<b>TOTAL</b>		<b>89-51</b>	<b>1729/19.4</b>	<b>218-288</b>	<b>.757</b>	<b>1-6</b>	<b>.167</b>	<b>59-132</b>	<b>.447</b>	<b>152</b>	<b>264</b>	<b>416</b>	<b>4.7</b>	<b>159-2</b>	<b>84</b>	<b>63</b>	<b>99</b>	<b>52</b>	<b>496</b>	<b>5.6</b>

5

Hobert

GRAYSON IV

Gonzales, La. • East Ascension • Ouachita Baptist

Senior • Guard • 6-4 • 205



Ole Miss

BIO

**OUACHITA BAPTIST:** Started in all 30 games for Ouachita Baptist in 2024-25 ... Averaged a team-best 21.8 points and 11.0 rebounds per game ... Posted 17 double-doubles ... Shot 46.4 percent from the floor ... Dished out 68 assists ... Added 52 steals and 10 blocks on defense ... Named an NCAA Division II All-American ... Earned all-conference honors and was named the conference player of the year.

**HOLMES CC:** Averaged 15.1 points and 7.6 rebounds per game ... Helped lead the Bulldogs to the NCAA Region 23 semifinals ... Named to the all-conference team.

**NE MISSISSIPPI CC:** Saw action in 24 games ... Averaged nine points and five rebounds per game.

**PERSONAL:** Son of Hobert Grayson III and Catina Grayson.

SEASON GAME-BY-GAME

Opponent	Date	GS	MIN	Total		3-Pointers		Free throws		Rebounds				PF	A	TO	BLK	STL	PTS	AVG
				FG-FGA	PCT	3FG-3FGA	PCT	FT-FTA	PCT	OFF	DEF	TOT	AVG							
Southeastern La.	11/03/2025		02:25	1-1	1.000	0-0	.000	0-0	.000	0	1	1	1.0	0	0	1	0	1	2	2.0
ULM	11/07/2025		08:07	0-0	.000	0-0	.000	0-0	.000	1	0	1	1.0	0	0	0	0	0	0	1.0
CSU Bakersfield	11/14/2025		02:31	0-1	.000	0-0	.000	0-0	.000	1	2	3	1.7	0	0	0	0	0	0	0.7
Miami (FL)	12/02/2025		06:27	2-3	.667	0-1	.000	0-0	.000	1	1	2	1.8	1	0	0	1	0	4	1.5
at St. John's (NY)	12/06/2025		08:59	0-2	.000	0-0	.000	1-2	.500	0	0	0	1.4	1	1	0	0	1	1	1.4
Totals		0	28:29	3-7	.429	0-1	.000	1-2	.500	3	4	7	1.4	2	1	1	1	2	7	1.4

Player Averages

Games Played	Minutes/ game	Points/ game	FG Pct	3FG Pct	FT Pct	Rebounds/ game	Assists/ game	Turnovers/ game	Assist/Turnover ratio	Steals/ game	Blocks/ game
5	5.7	1.4	42.9	0.0	50.0	1.4	0.2	0.2	1.0	0.4	0.2

THE GRAYSON IV FILE

BIRTHDAY

MAY 1, 2002

MAJOR

MULTI-DISCIPLINARY STUDIES

CAREER HIGHS

Points: 33, vs. Champion Chris. (11/30/24)  
Rebounds: 20, at Southwestern Okla. (2/6/25)  
Assists: 9, at Arkansas Tech (2/15/25)  
Steals: 7, at Southern Ark. (2/27/25)  
Blocks: 2, at Harding (12/19/24)  
Field Goals: 13, vs. Champion Chris. (11/30/24)  
Free Throws: 9, 3x, MR: vs. Arkansas Tech (1/4/25)  
Three Pointers: 3, 3x, MR: vs. Champion Chris. (11/30/24)

SEASON HIGHS

Points: 4, vs. Miami (12/2/25)  
Rebounds: 3, vs. CSU Bakersfield (11/14/25)  
Assists: 1, vs. St. John's (12/6/25)  
Steals: 1, 2x, MR: vs. St. John's (12/6/25)  
Blocks: 1, vs. Miami (2/2/25)  
Field Goals: 2, vs. Miami (12/2/25)  
Free Throws: 1, vs. St. John's (12/6/25)  
Three Pointers: --

SEASON SUPERLATIVES

Double-Figure Points: --  
Double-Figure Rebounds: --  
Double-Doubles: --  
5+ Rebounds: --  
5+ Assists: --  
Led Team in Points: --  
Led Team in Rebounds: --  
Led Team in Assists: --

CAREER STATS

				Field Goals		3-Point		F-Throws		Rebounds										Scoring	
SEASON	TEAM	GP-GS	MIN/AVG	FG-FGA	FG%	3FG-3FGA	3FG%	FT-FTA	FT%	OFF	DEF	TOT	AVG	PF-FO	A	TO	BLK	STL	PTS	AVG	
2024-25	OUA	30-30	1093/36.4	232-500	.464	30-95	.316	159-206	.772	83	248	331	11.0	61-1	68	64	10	52	653	21.8	
2025-26	UM	5-0	28/5.7	3-7	.429	0-1	.000	1-2	.500	3	4	7	1.4	2-0	1	1	1	2	7	1.4	
TOTAL FOR UM		5-0	28/5.7	3-7	.429	0-1	.000	1-2	.500	3	4	7	1.4	2-0	1	1	1	2	7	1.4	
TOTAL		35-30	1122/32.1	235-507	.464	30-96	.313	160-208	.769	86	252	338	9.7	63-1	69	65	11	54	660	18.9	

# 6 Ilias KAMARDINE

Marseille, France

Senior • Guard • 6-5 • 185



## BIO

**CLUB:** Played with JDA Dijon in France during 2024-25 where he played in 48 games and averaged 8.0 points in 18.2 minutes per game ... Averaged 1.8 rebounds and 2.3 assists in 2024-25 with JDA Dijon while shooting 43.5 percent from the floor, 39.8 percent from three, and 80.0 percent from the free throw line ... Played with JA Vichy in the LNB Pro B league in 2023-24, where he averaged 11.4 points, 2.9 rebounds, and 3.1 assists in 23.6 minutes per game ... Spent the 2022-23 year playing with ALM Evreux where he averaged 8.0 points, 2.5

rebounds, and 2.3 assists in 22.5 minutes per game ... During 2021-22, played with Espoirs Dijon and JDA Dijon, averaging 13.0 points, 3.1 rebounds, 3.1 assists, and 2.1 steals per game while shooting 45.5 percent from the floor as an 18 year old ... Played for Espoirs Dijon in 2019-20 and 2020-21 as a 16 and 17 year old, averaging 3.7 points in 14.5 minutes per game in 2019-20 before jumping to 11.9 points per game in 2020-21 ... Won MVP at the FIBA U20 Eurobasket.

## SEASON GAME-BY-GAME

Opponent	Date	GS	MIN	Total		3-Pointers		Free throws		Rebounds				PF	A	TO	BLK	STL	PTS	AVG	
				FG-FGA	PCT	3FG-3FGA	PCT	FT-FTA	PCT	OFF	DEF	TOT	AVG								
Southeastern La.	11/03/2025	*	27:01	4-9	.444	1-4	.250	4-5	.800	0	3	3	3.0	2	4	2	0	2	13	13.0	
ULM	11/07/2025	*	24:53	6-9	.667	3-5	.600	0-0	.000	0	1	1	2.0	3	7	3	1	3	15	14.0	
Memphis	11/11/2025	*	35:00	11-14	.786	3-4	.750	1-5	.200	0	4	4	2.7	1	4	2	1	1	26	18.0	
CSU Bakersfield	11/14/2025	*	26:13	4-10	.400	1-4	.250	1-2	.500	0	2	2	2.5	2	4	1	1	2	10	16.0	
Austin Peay	11/18/2025	*	37:28	5-11	.455	2-5	.400	3-3	1.000	1	6	7	3.4	1	7	4	0	1	15	15.8	
vs Iowa	11/25/2025	*	38:31	5-12	.417	0-4	.000	2-2	1.000	1	0	1	3.0	3	4	5	2	2	12	15.2	
vs Utah	11/26/2025	*	33:38	5-7	.714	1-2	.500	4-4	1.000	0	2	2	2.9	3	3	2	1	1	15	15.1	
Miami (FL)	12/02/2025	*	24:37	1-11	.091	1-4	.250	1-2	.500	0	3	3	2.9	3	6	2	2	2	4	13.8	
at St. John's (NY)	12/06/2025	*	32:53	6-13	.462	2-5	.400	2-2	1.000	1	2	3	2.9	1	2	4	0	0	16	14.0	
vs Southern Miss.	12/13/2025	*	33:16	1-7	.143	0-2	.000	2-3	.667	1	5	6	3.2	2	2	0	0	0	4	13.0	
vs Alabama A&M	12/17/2025	*	32:48	3-4	.750	0-1	.000	3-5	.600	0	5	5	3.4	3	8	1	0	1	9	12.6	
vs NC State	12/21/2025	*	15:01	0-2	.000	0-2	.000	0-0	.000	0	3	3	3.3	1	1	1	0	0	0	11.6	
Alcorn	12/29/2025	*	21:28	2-6	.333	2-4	.500	0-0	.000	0	5	5	3.5	1	3	4	0	1	6	11.2	
at Oklahoma	01/03/2026	*	34:06	2-7	.286	1-3	.333	4-6	.667	1	4	5	3.6	1	2	1	0	3	9	11.0	
Arkansas	01/07/2026	*	25:49	6-12	.500	2-6	.333	2-2	1.000	2	2	4	3.6	1	4	4	0	3	16	11.3	
Missouri	01/10/2026	*	29:21	3-8	.375	1-5	.200	0-0	.000	1	0	1	3.4	4	4	2	0	0	7	11.1	
at Georgia	01/14/2026	*	29:57	5-9	.556	1-3	.333	2-3	.667	0	3	3	3.4	5	6	0	0	1	13	11.2	
at Mississippi St.	01/17/2026	*	32:16	8-19	.421	0-4	.000	1-1	1.000	0	4	4	3.4	3	5	3	0	0	17	11.5	
Auburn	01/20/2026	*	35:15	3-11	.273	2-8	.250	0-0	.000	0	1	1	3.3	1	2	2	0	0	8	11.3	
Totals			19	569:31	80-181	.442	23-75	.307	32-45	.711	8	55	63	3.3	41	78	43	8	23	215	11.3

### Player Averages

Games Played	Minutes/game	Points/game	FG Pct	3FG Pct	FT Pct	Rebounds/game	Assists/game	Turnovers/game	Assist/Turnover ratio	Steals/game	Blocks/game
19	30.0	11.3	44.2	30.7	71.1	3.3	4.1	2.3	1.8	1.2	0.4

## THE KAMARDINE FILE

BIRTHDAY	OCTOBER 1, 2003
MAJOR	MULTI-DISCIPLINARY STUDIES

## CAREER HIGHS

Points: 26, vs. Memphis (11/11/25)  
Rebounds: 7, vs. Austin Peay (11/18/25)  
Assists: 8, vs. Alabama A&M (12/17/25)  
Steals: 3, 3x, MR: vs. Arkansas (1/7/26)  
Blocks: 2, 2x, MR: vs. Miami (12/2/25)  
Field Goals: 11, vs. Memphis (11/11/25)  
Free Throws: 4, 3x, MR: at Oklahoma (1/3/26)  
Three Pointers: 3, 2x, MR: vs. Memphis (11/11/25)

## SEASON HIGHS

Points: 26, vs. Memphis (11/11/25)  
Rebounds: 7, vs. Austin Peay (11/18/25)  
Assists: 8, vs. Alabama A&M (12/17/25)  
Steals: 3, 3x, MR: vs. Arkansas (1/7/26)  
Blocks: 2, 2x, MR: vs. Miami (12/2/25)  
Field Goals: 11, vs. Memphis (11/11/25)  
Free Throws: 4, 3x, MR: at Oklahoma (1/3/26)  
Three Pointers: 3, 2x, MR: vs. Memphis (11/11/25)

## SEASON SUPERLATIVES

Double-Figure Points: 11x  
Double-Figure Rebounds: --  
Double-Doubles: --  
5+ Rebounds: 5x  
5+ Assists: 6x  
Led Team in Points: 3x  
Led Team in Rebounds: 2x  
Led Team in Assists: 14x

## CAREER STATS


				Field Goals		3-Point		F-Throws		Rebounds										Scoring	
SEASON	TEAM	GP-GS	MIN/AVG	FG-FGA	FG%	3FG-3FGA	3FG%	FT-FTA	FT%	OFF	DEF	TOT	AVG	PF-FO	A	TO	BLK	STL	PTS	AVG	
2025-26	UM	19-19	570/30.0	80-181	.442	23-75	.307	32-45	.711	8	55	63	3.3	41-1	78	43	8	23	215	11.3	
TOTAL		19-19	570/30.0	80-181	.442	23-75	.307	32-45	.711	8	55	63	3.3	41-1	78	43	8	23	215	11.3	

7

Niko BUNDALO

Canton, Ohio • Prolific Prep

Freshman • Forward • 6-10 • 215



Ole Miss

BIO

**HIGH SCHOOL:** Played at Prolific Prep ... Ranked as the highest rated recruit in Ole Miss history according to 247Sports ... Played in the 2025 McDonald's All-American game, where he scored 12 points with six offensive rebounds, a block, and a steal in 16 minutes of action ... A consensus top-40 recruit

... Ranked as high as No. 30 in the nation by Rivals ... Rated as the fifth-best power forward in the class of 2025 according to Rivals.

SEASON GAME-BY-GAME

Opponent	Date	GS	MIN	Total		3-Pointers		Free throws		Rebounds				PF	A	TO	BLK	STL	PTS	AVG
				FG-FGA	PCT	3FG-3FGA	PCT	FT-FTA	PCT	OFF	DEF	TOT	AVG							
Southeastern La.	11/03/2025		02:25	0-0	.000	0-0	.000	0-0	.000	0	0	0	0.0	1	0	1	0	0	0	0.0
ULM	11/07/2025		02:10	0-0	.000	0-0	.000	0-0	.000	0	0	0	0.0	0	0	0	1	0	0	0.0
CSU Bakersfield	11/14/2025		01:26	0-1	.000	0-0	.000	0-0	.000	0	1	1	0.3	0	0	0	0	0	0	0.0
vs NC State	12/21/2025		08:28	0-0	.000	0-0	.000	0-0	.000	1	1	2	0.8	1	0	2	0	1	0	0.0
Alcorn	12/29/2025		03:33	0-0	.000	0-0	.000	0-0	.000	0	0	0	0.6	0	0	0	0	0	0	0.0
at Oklahoma	01/03/2026		03:10	0-0	.000	0-0	.000	0-0	.000	0	0	0	0.5	0	0	0	0	0	0	0.0
Totals		0	21:12	0-1	.000	0-0	.000	0-0	.000	1	2	3	0.5	2	0	3	1	1	0	0.0

Player Averages

Games Played	Minutes/ game	Points/ game	FG Pct	3FG Pct	FT Pct	Rebounds/ game	Assists/ game	Turnovers/ game	Assist/Turnover ratio	Steals/ game	Blocks/ game
6	3.5	0.0	0.0	0.0	0.0	0.5	0.0	0.5	0.0	0.2	0.2

THE BUNDALO FILE

BIRTHDAY

JULY 29, 2006

MAJOR

FRESHMAN STUDIES

CAREER HIGHS

Points: --  
Rebounds: 2, vs. NC State (12/21/25)  
Assists: --  
Steals: 1, vs. NC State (12/21/25)  
Blocks: 1, vs. LA Monroe (11/7/25)  
Field Goals: --  
Free Throws: --  
Three Pointers: --

SEASON HIGHS

Points: --  
Rebounds: 2, vs. NC State (12/21/25)  
Assists: --  
Steals: 1, vs. NC State (12/21/25)  
Blocks: 1, vs. LA Monroe (11/7/25)  
Field Goals: --  
Free Throws: --  
Three Pointers: --

SEASON SUPERLATIVES

Double-Figure Points: --  
Double-Figure Rebounds: --  
Double-Doubles: --  
5+ Rebounds: --  
5+ Assists: --  
Led Team in Points: --  
Led Team in Rebounds: --  
Led Team in Assists: --

CAREER STATS

				Field Goals		3-Point		F-Throws		Rebounds								Scoring		
SEASON	TEAM	GP-GS	MIN/AVG	FG-FGA	FG%	3FG-3FGA	3FG%	FT-FTA	FT%	OFF	DEF	TOT	AVG	PF-FO	A	TO	BLK	STL	PTS	AVG
2025-26	UM	6-0	21/3.5	0-1	.000	0-0	.000	0-0	.000	1	2	3	0.5	2-0	0	3	1	1	0	0.0
TOTAL		6-0	21/3.5	0-1	.000	0-0	.000	0-0	.000	1	2	3	0.5	2-0	0	3	1	1	0	0.0



# 8 Eduardo KLAFFE

Franca SP, Brazil • NBA Academy Latin America

Sophomore • Guard • 6-5 • 200



## BIO

**2024-25 (FRESHMAN):** Played in all 36 games for Ole Miss as a freshman ... Averaged 1.4 points and 1.1 rebounds in 10.0 minutes per game ... Dished out 15 assists ... Added 16 steals and seven blocks on the defensive end ... Shot a team-best 48.1 percent from deep, going 13-27 from three ... Scored his first collegiate points on a pair of free throws in the season opener vs. LIU on November 4 ... Dropped a season-high eight points with two makes from deep in back-to-back games on November 29 vs. No. 12 Purdue and at Louisville ... Pulled in a season-best four rebounds in eight minutes of action against North Carolina in the opening round of the 2025 NCAA Tournament.

**HIGH SCHOOL:** Prepped at the prestigious NBA Academy Latin America ... Ranked No. 120 in the nation by On3, and the seventh-best combo guard in the class of 2024 ... Listed as the top player out of Brazil in the class of 2024 by 247Sports ... Represented Brazil on the national stage, playing in U19 games as a 17 year-old.

**PERSONAL:** Son of Rogerio Klafke and Leticia Bersch Klafke ... Has one sibling, Lauren ... Born on November 11, 2005 ... Father, Rogerio Klafke, played on the Brazilian National Team in the 1996 Olympics, and FIBA World Cup in 1994, 1998, and 2002 ... Studying multi-disciplinary studies at Ole Miss.

## SEASON GAME-BY-GAME

Opponent	Date	GS	MIN	Total		3-Pointers		Free throws		Rebounds				PF	A	TO	BLK	STL	PTS	AVG	
				FG-FGA	PCT	3FG-3FGA	PCT	FT-FTA	PCT	OFF	DEF	TOT	AVG								
Southeastern La.	11/03/2025		11:34	1-1	1.000	0-0	.000	0-0	.000	0	1	1	1.0	0	2	1	0	0	2	2.0	
ULM	11/07/2025		14:44	2-5	.400	2-4	.500	0-0	.000	0	7	7	4.0	2	2	0	0	0	6	4.0	
Memphis	11/11/2025		07:37	0-2	.000	0-0	.000	0-0	.000	0	0	0	2.7	0	1	0	0	0	0	2.7	
CSU Bakersfield	11/14/2025		10:55	0-2	.000	0-1	.000	2-2	1.000	0	2	2	2.5	4	0	0	0	1	2	2.5	
Austin Peay	11/18/2025		10:10	1-2	.500	0-1	.000	2-3	.667	0	1	1	2.2	1	0	0	0	1	4	2.8	
vs Iowa	11/25/2025		20:28	1-2	.500	1-1	1.000	2-2	1.000	0	5	5	2.7	0	1	1	0	0	5	3.2	
vs Utah	11/26/2025		13:50	0-2	.000	0-2	.000	0-0	.000	1	2	3	2.7	2	3	1	0	1	0	2.7	
Miami (FL)	12/02/2025		01:58	0-1	.000	0-0	.000	0-0	.000	0	0	0	2.4	0	0	0	0	0	0	2.4	
at St. John's (NY)	12/06/2025		07:20	0-0	.000	0-0	.000	1-2	.500	0	1	1	2.2	2	0	0	0	0	1	2.2	
vs Southern Miss.	12/13/2025		02:41	0-0	.000	0-0	.000	0-0	.000	0	0	0	2.0	0	0	1	0	1	0	2.0	
vs Alabama A&M	12/17/2025		03:07	0-1	.000	0-1	.000	0-0	.000	0	0	0	1.8	1	0	0	0	0	0	1.8	
vs NC State	12/21/2025		25:40	2-5	.400	1-3	.333	4-4	1.000	0	0	0	1.7	2	3	2	0	2	9	2.4	
Alcorn	12/29/2025		12:37	2-3	.667	1-2	.500	0-0	.000	0	2	2	1.7	1	0	1	1	0	5	2.6	
at Oklahoma	01/03/2026		04:26	0-1	.000	0-1	.000	2-2	1.000	0	0	0	1.6	1	0	0	0	0	2	2.6	
Arkansas	01/07/2026	*	18:47	4-5	.800	1-2	.500	2-2	1.000	1	0	1	1.5	2	3	1	1	2	11	3.1	
Missouri	01/10/2026	*	13:52	3-6	.500	1-2	.500	0-0	.000	0	0	0	1.4	1	1	0	0	2	7	3.4	
at Georgia	01/14/2026	*	06:18	0-1	.000	0-0	.000	0-0	.000	0	2	2	1.5	0	0	0	0	0	0	3.2	
at Mississippi St.	01/17/2026	*	13:08	2-2	1.000	0-0	.000	1-2	.500	0	3	3	1.6	0	0	0	0	0	5	3.3	
Auburn	01/20/2026	*	07:35	0-2	.000	0-1	.000	0-0	.000	0	0	0	1.5	0	1	0	0	1	0	3.1	
Totals			5	206:48	18-43	.419	7-21	.333	16-19	.842	2	26	28	1.5	19	17	8	2	11	59	3.1

### Player Averages

Games Played	Minutes/game	Points/game	FG Pct	3FG Pct	FT Pct	Rebounds/game	Assists/game	Turnovers/game	Assist/Turnover ratio	Steals/game	Blocks/game
19	10.9	3.1	41.9	33.3	84.2	1.5	0.9	0.4	2.1	0.6	0.1

## THE KLAFFE FILE

BIRTHDAY	NOVEMBER 11, 2005
MAJOR	MULTI-DISCIPLINARY STUDIES

## CAREER HIGHS

Points: 11, vs. Arkansas (1/7/26)  
Rebounds: 7, vs. Louisiana Monroe (11/7/25)  
Assists: 3, 3x, MR: vs. Arkansas (1/7/26)  
Steals: 2, 6x, MR: vs. Missouri (1/10/26)  
Blocks: 2, 3x, MR: at Vanderbilt (2/22/25)  
Field Goals: 4, vs. Arkansas (1/7/26)  
Free Throws: 4, vs. NC State (12/21/25)  
Three Pointers: 2, 4x, MR: vs. ULM (11/7/25)

## SEASON HIGHS

Points: 11, vs. Arkansas (1/7/26)  
Rebounds: 7, vs. LA Monroe (11/7/25)  
Assists: 3, 3x, MR: vs. Arkansas (1/7/26)  
Steals: 2, 3x, MR: vs. Missouri (1/10/26)  
Blocks: 1, 2x, MR: vs. Arkansas (1/7/26)  
Field Goals: 4, vs. Arkansas (1/7/26)  
Free Throws: 4, vs. NC State (12/21/25)  
Three Pointers: 2, vs. LA Monroe (11/7/25)

## SEASON SUPERLATIVES

Double-Figure Points: 1x  
Double-Figure Rebounds: --  
Double-Doubles: --  
5+ Rebounds: 2x  
5+ Assists: --  
Led Team in Points: --  
Led Team in Rebounds: --  
Led Team in Assists: 1x

## CAREER STATS

				Field Goals		3-Point		F-Throws		Rebounds				Scoring						
SEASON	TEAM	GP-GS	MIN/AVG	FG-FGA	FG%	3FG-3FGA	3FG%	FT-FTA	FT%	OFF	DEF	TOT	AVG	PF-FO	A	TO	BLK	STL	PTS	AVG
2024-25	UM	36-0	358/10.0	16-36	.444	13-27	.481	6-11	.545	8	30	38	1.1	36-0	15	11	7	16	51	1.4
2025-26	UM	19-5	207/10.9	18-43	.419	7-21	.333	16-19	.842	2	26	28	1.5	19-0	17	8	2	11	59	3.1
<b>TOTAL</b>		<b>55-5</b>	<b>565/10.3</b>	<b>34-79</b>	<b>.430</b>	<b>20-48</b>	<b>.417</b>	<b>22-30</b>	<b>.733</b>	<b>10</b>	<b>56</b>	<b>66</b>	<b>1.2</b>	<b>55-0</b>	<b>32</b>	<b>19</b>	<b>9</b>	<b>27</b>	<b>110</b>	<b>2.0</b>

10

Tylis JORDAN

Milledgeville, Ga. • Wheeler

Freshman • Forward • 6-9 • 215



BIO

**HIGH SCHOOL:** Played his senior season at Wheeler High School, where he helped lead his team to a 29-3 record ... A consensus four-star and top-100 prospect ... Ranked as high as No. 28 in the nation by Rivals ... The No. 34 recruit in the country according to On3 ... Named the No. 7 power forward in his class by On3.

**PERSONAL:** Born October 1, 2006 ... Son of Tonya Scott ... Majoring in Freshman Studies.

SEASON GAME-BY-GAME

THE JORDAN FILE	
BIRTHDAY	OCTOBER 1, 2006
MAJOR	FRESHMAN STUDIES

CAREER HIGHS	
Points:	--
Rebounds:	--
Assists:	--
Steals:	--
Blocks:	--
Field Goals:	--
Free Throws:	--
Three Pointers:	--

SEASON HIGHS	
Points:	--
Rebounds:	--
Assists:	--
Steals:	--
Blocks:	--
Field Goals:	--
Free Throws:	--
Three Pointers:	--

SEASON SUPERLATIVES	
Double-Figure Points:	--
Double-Figure Rebounds:	--
Double-Doubles:	--
5+ Rebounds:	--
5+ Assists:	--
Led Team in Points:	--
Led Team in Rebounds:	--
Led Team in Assists:	--

CAREER STATS

# 11 Travis PERRY

Eddyville, Ky. • Lyon County • Kentucky  
Sophomore • Guard • 6-1 • 185



## BIO

**KENTUCKY:** Saw action in 31 games, making four starts as a freshman for the Wildcats ... Earned his first career start at Texas on February 15, recording six points, three assists, two rebounds, and a steal ... Scored a season-high 12 points against Alabama on February 22 ... Scored 11 points in 30 minutes in a start vs. Alabama in the SEC Tournament on March 14.

**HIGH SCHOOL:** Finished his high school career as the all-time leading scorer in the state of Kentucky ... Scored 5,481 career points, listed as the seventh-most in the country all-time according to the MaxPreps National High School Basketball Record Book ... Ranked second all-time for made threes with 712 and second all-time in field goals made with 1,918 ... His 933 made free throws ranks No. 10 ... Forced 650 career steals, which ranks ninth

all time ... Ranks first in the Kentucky state record books in career points, field goals made, three pointers made, free throws made, and steals ... Helped lead Lyon County to the state championship in 2024 ... Named the Sweet 16's MVP ... Averaged 32.2 points, 6.2 rebounds, 5.8 assists and 4.7 steals per game as a senior ... Named 2024 Mr. Kentucky Basketball ... A two-time Gatorade State Player of the Year ... Scored in double figures in 196 of his 201 career games played ... As a junior, averaged 31.6 points and 6.1 rebounds per game ... Graduated from high school with a 4.0 GPA ... A four-star prospect ranked as high as No. 75 in the nation by Rivals.

**PERSONAL:** Born on April 20 ... Son of Jami and Ryan Perry ... Has three siblings: Lilly, Maddie, and Parker.

## THE PERRY FILE

BIRTHDAY	APRIL 20, 2005
MAJOR	BUSINESS

## CAREER HIGHS

Points: 21, vs. NC State (12/21/25)  
Rebounds: 4, vs. Alabama (3/14/25)  
Assists: 3, at Texas (2/15/25)  
Steals: 4, 2x, MR: vs. NC State (12/21/25)  
Blocks: 2, vs. CSU Bakersfield (11/14/25)  
Field Goals: 7, vs. NC State (12/21/25)  
Free Throws: 6, vs. Alabama (3/14/25)  
Three Pointers: 5, 2x, MR: vs. Auburn (1/20/26)

## SEASON HIGHS

Points: 21, vs. NC State (12/21/25)  
Rebounds: 3, vs. SE Louisiana (11/3/25)  
Assists: 2, 7x, MR: vs. Arkansas (1/7/26)  
Steals: 4, vs. NC State (12/21/25)  
Blocks: 2, vs. CSU Bakersfield (11/14/25)  
Field Goals: 7, vs. NC State (12/21/25)  
Free Throws: 2, 3x, MR: vs. Missouri (1/10/26)  
Three Pointers: 5, 2x, MR: vs. Auburn (1/20/26)

## SEASON SUPERLATIVES

Double-Figure Points: 4x  
Double-Figure Rebounds: --  
Double-Doubles: --  
5+ Rebounds: --  
5+ Assists: --  
Led Team in Points: 2x  
Led Team in Rebounds: --  
Led Team in Assists: 1x

## SEASON GAME-BY-GAME

				Total		3-Pointers		Free throws		Rebounds										
Opponent	Date	GS	MIN	FG-FGA	PCT	3FG-3FGA	PCT	FT-FTA	PCT	OFF	DEF	TOT	AVG	PF	A	TO	BLK	STL	PTS	AVG
Southeastern La.	11/03/2025	*	19:00	0-5	.000	0-4	.000	2-2	1.000	0	3	3	3.0	2	1	0	1	0	2	2.0
ULM	11/07/2025	*	14:10	0-6	.000	0-5	.000	0-0	.000	0	2	2	2.5	2	0	2	0	1	0	1.0
Memphis	11/11/2025		09:03	2-4	.500	2-3	.667	0-0	.000	0	2	2	2.3	2	1	1	0	2	6	2.7
CSU Bakersfield	11/14/2025		14:54	3-7	.429	2-5	.400	0-0	.000	0	2	2	2.3	2	2	0	2	1	8	4.0
Austin Peay	11/18/2025		16:01	1-7	.143	1-7	.143	0-0	.000	1	0	1	2.0	0	2	0	0	2	3	3.8
vs Iowa	11/25/2025		10:33	0-1	.000	0-0	.000	0-0	.000	0	2	2	2.0	2	0	0	0	0	0	3.2
vs Utah	11/26/2025		16:00	1-6	.167	1-4	.250	0-0	.000	0	1	1	1.9	0	2	0	0	0	3	3.1
Miami (FL)	12/02/2025		22:45	4-7	.571	3-5	.600	0-0	.000	0	0	0	1.6	2	2	1	0	0	11	4.1
at St. John's (NY)	12/06/2025	*	09:42	0-2	.000	0-2	.000	0-0	.000	0	0	0	1.4	2	0	0	0	0	0	3.7
vs Southern Miss.	12/13/2025	*	13:20	2-4	.500	2-4	.500	0-0	.000	0	1	1	1.4	2	0	0	0	0	6	3.9
vs Alabama A&M	12/17/2025	*	21:36	2-3	.667	2-3	.667	1-2	.500	0	2	2	1.5	3	2	0	0	2	7	4.2
vs NC State	12/21/2025	*	33:28	7-13	.538	5-11	.455	2-2	1.000	0	0	0	1.3	3	2	0	4	21	5.6	
Alcorn	12/29/2025	*	16:05	1-7	.143	0-6	.000	0-0	.000	0	2	2	1.4	1	1	0	0	1	2	5.3
at Oklahoma	01/03/2026		03:37	0-0	.000	0-0	.000	0-0	.000	0	0	0	1.3	0	0	0	0	0	0	4.9
Arkansas	01/07/2026		16:36	1-3	.333	1-3	.333	0-0	.000	1	0	1	1.3	1	2	0	0	0	3	4.8
Missouri	01/10/2026		04:18	1-3	.333	1-2	.500	2-2	1.000	0	1	1	1.3	0	0	0	0	0	5	4.8
at Georgia	01/14/2026		18:25	5-8	.625	4-7	.571	0-0	.000	0	1	1	1.2	3	0	1	0	1	14	5.4
at Mississippi St.	01/17/2026		12:51	1-4	.250	1-4	.250	0-0	.000	0	0	0	1.2	1	0	0	0	1	3	5.2
Auburn	01/20/2026		22:44	5-9	.556	5-8	.625	0-0	.000	1	1	2	1.2	2	0	1	0	0	15	5.7
Totals			7 295:08	36-99	.364	30-83	.361	7-8	.875	3	20	23	1.2	30	17	8	3	15	109	5.7

### Player Averages

Games Played	Minutes/game	Points/game	FG Pct	3FG Pct	FT Pct	Rebounds/game	Assists/game	Turnovers/game	Assist/Turnover ratio	Steals/game	Blocks/game
19	15.5	5.7	36.4	36.1	87.5	1.2	0.9	0.4	2.1	0.8	0.2

## CAREER STATS



				Field Goals		3-Point		F-Throws		Rebounds								Scoring		
SEASON	TEAM	GP-GS	MIN/AVG	FG-FGA	FG%	3FG-3FGA	3FG%	FT-FTA	FT%	OFF	DEF	TOT	AVG	PF-FO	A	TO	BLK	STL	PTS	AVG
2024-25	UK	31-4	302/9.7	25-80	.313	18-56	.321	16-20	.800	8	18	26	0.8	29-0	18	21	1	11	84	2.7
2025-26	UM	19-7	295/15.5	36-99	.364	30-83	.361	7-8	.875	3	20	23	1.2	30-0	17	8	3	15	109	5.7
TOTAL FOR UM		19-7	295/15.5	36-99	.364	30-83	.361	7-8	.875	3	20	23	1.2	30-0	17	8	3	15	109	5.7
TOTAL		50-11	597/11.9	61-179	.341	48-139	.345	23-28	.821	11	38	49	1.0	59-0	35	29	4	26	193	3.9

13

Kezza GIFFA

Paris, France • Levallois Metropolitans 92 • High Point

Senior • Guard • 6-1 • 175



BIO

**HIGH POINT:** Played in 70 games over two seasons while at High Point ... Scored over 1,000 points, averaging 15.5 per game over two years ... During his senior season, named Big South First Team All-Conference after averaging 14.7 points, 2.5 rebounds, and 2.5 assists per game ... Shot 44.0 percent from the floor during 2024-25 ... Named the Oscar Robinson National Player of the Week on Jan. 23, 2024 ... A five-time Big South Player of the Week award winner ... Named to the Big South All-Tournament Team in 2024-25 ... Helped lead High Point to 29 wins in 2024-25, winning their first-ever Big South Conference title and earning their first-ever NCAA Tournament bid ... In his first season at High Point, helped the team win 27 games, their most in 45 seasons, after averaging 16.2 points, 2.9 rebounds, and 2.9 assists per game ... Named to All Big South Conference First Team in 2023-24 ... A CBI All-Tournament team selection in 2023-24 ... Lou Henson Award finalist in 2023-24.

**DAYTONA STATE:** Saw action in 29 games, making 25 starts in 2022-23 at Daytona State ... Averaged 10.8 points, 3.1 rebounds, and 3.0 assists per game while shooting 49.1 percent from the floor ... Scored in double figures in 16 games.

**UTEP:** Spent the 2021-22 season at UTEP, where he appeared in 14 games ... Finished with nine points, 11 rebounds, and four assists in 52 total minutes of action.

**PREP:** Averaged 17.8 points, 3.2 rebounds, and 3.8 assists in 13 games played with Levallois Mertopolitans U21 during 2020-21 in France ... Was a top-five finalist for the League MVP ... Averaged 7.3 points during the 2019-20 season ... Competed with the French National U19 Team.

**PERSONAL:** Born on November 13, 2002 ... His father Sacha Giffa played nearly two decades of professional basketball, including a stint on the French National Team.

SEASON GAME-BY-GAME

Opponent	Date	GS	MIN	Total		3-Pointers		Free throws		Rebounds				PF	A	TO	BLK	STL	PTS	AVG
				FG-FGA	PCT	3FG-3FGA	PCT	FT-FTA	PCT	OFF	DEF	TOT	AVG							
Southeastern La.	11/03/2025		15:15	3-3	1.000	1-1	1.000	5-6	.833	0	0	0	0.0	2	1	1	0	0	12	12.0
ULM	11/07/2025		14:52	3-6	.500	2-3	.667	1-2	.500	0	1	1	0.5	1	3	0	0	0	9	10.5
Memphis	11/11/2025	*	32:31	4-7	.571	1-2	.500	6-11	.545	0	2	2	1.0	2	5	0	0	1	15	12.0
CSU Bakersfield	11/14/2025	*	18:40	3-4	.750	1-2	.500	2-2	1.000	0	0	0	0.8	2	0	0	0	1	9	11.3
Austin Peay	11/18/2025	*	14:09	0-3	.000	0-2	.000	2-2	1.000	0	3	3	1.2	0	0	3	0	2	2	9.4
vs Iowa	11/25/2025	*	27:57	3-6	.500	2-4	.500	5-6	.833	1	1	2	1.3	4	0	0	0	0	13	10.0
vs Utah	11/26/2025	*	12:39	0-3	.000	0-0	.000	0-0	.000	0	0	0	1.1	3	2	1	0	0	0	8.6
Miami (FL)	12/02/2025		04:55	0-1	.000	0-0	.000	0-0	.000	0	2	2	1.3	0	0	2	0	0	0	7.5
at St. John's (NY)	12/06/2025		23:44	3-9	.333	0-3	.000	4-4	1.000	0	1	1	1.2	4	2	1	0	7	10	7.8
vs Southern Miss.	12/13/2025		27:24	4-6	.667	1-3	.333	4-4	1.000	0	2	2	1.3	2	2	1	0	3	13	8.3
vs Alabama A&M	12/17/2025		17:01	0-2	.000	0-2	.000	6-6	1.000	0	1	1	1.3	3	2	2	0	0	6	8.1
vs NC State	12/21/2025		07:34	2-3	.667	1-2	.500	0-0	.000	0	1	1	1.3	0	0	1	0	0	5	7.8
Alcorn	12/29/2025		26:27	4-7	.571	2-4	.500	4-5	.800	0	1	1	1.2	1	2	3	0	1	14	8.3
at Oklahoma	01/03/2026	*	21:02	1-2	.500	1-2	.500	0-0	.000	0	2	2	1.3	5	2	0	0	0	3	7.9
Arkansas	01/07/2026		14:26	2-4	.500	2-3	.667	0-0	.000	0	1	1	1.3	2	1	1	0	1	6	7.8
Missouri	01/10/2026		06:06	0-0	.000	0-0	.000	3-4	.750	0	0	0	1.2	0	1	0	0	0	3	7.5
at Georgia	01/14/2026		21:09	2-4	.500	1-2	.500	6-6	1.000	1	3	4	1.4	3	3	2	1	1	11	7.7
at Mississippi St.	01/17/2026		05:24	1-4	.250	0-2	.000	0-0	.000	0	0	0	1.3	0	0	0	0	0	2	7.4
Auburn	01/20/2026		08:02	0-3	.000	0-2	.000	0-0	.000	1	0	1	1.3	0	3	0	0	0	0	7.0
Totals			6 319:17	35-77	.455	15-39	.385	48-58	.828	3	21	24	1.3	34	29	18	1	17	133	7.0

Player Averages

Games Played	Minutes/game	Points/game	FG Pct	3FG Pct	FT Pct	Rebounds/game	Assists/game	Turnovers/game	Assist/Turnover ratio	Steals/game	Blocks/game
19	16.8	7.0	45.5	38.5	82.8	1.3	1.5	0.9	1.6	0.9	0.1

CAREER STATS

				Field Goals		3-Point		F-Throws		Rebounds									Scoring	
SEASON	TEAM	GP-GS	MIN/AVG	FG-FGA	FG%	3FG-3FGA	3FG%	FT-FTA	FT%	OFF	DEF	TOT	AVG	PF-FO	A	TO	BLK	STL	PTS	AVG
2021-22	UTEP	14-0	53/3.8	3-11	.273	1-5	.200	2-3	.667	4	7	11	0.8	7-0	4	9	0	0	9	0.6
2023-24	HP	36-9	1071/29.8	146-359	.407	50-147	.340	242-274	.883	12	92	104	2.9	82-3	104	94	4	20	584	16.2
2024-25	HP	34-34	957/28.2	149-339	.440	40-128	.313	160-188	.851	15	71	86	2.5	67-0	84	57	1	13	498	14.6
2025-26	UM	19-6	319/16.8	35-77	.455	15-39	.385	48-58	.828	3	21	24	1.3	34-1	29	18	1	17	133	7.0
TOTAL FOR UM		19-6	319/16.8	35-77	.455	15-39	.385	48-58	.828	3	21	24	1.3	34-1	29	18	1	17	133	7.0
TOTAL		103-49	2401/23.3	333-786	.424	106-319	.332	452-523	.864	34	191	225	2.2	190-4	221	178	6	50	1224	11.9

THE GIFFA FILE	
BIRTHDAY	NOVEMBER 13, 2002
MAJOR	MULTI-DISCIPLINARY STUDIES

CAREER HIGHS	
Points:	37, at Winthrop (1/27/24)
Rebounds:	6, vs. Old Dominion (11/25/24)
Assists:	9, vs. St. Andrews (11/6/23)
Steals:	7, vs. St. John's (12/6/25)
Blocks:	1, 6x, MR: at Georgia (1/14/26)
Field Goals:	11, at Winthrop (1/27/24)
Free Throws:	22, vs. Presbyterian (2/3/24)
Three Pointers:	4, 2x, MR: vs. Seattle U (3/27/24)

SEASON HIGHS	
Points:	15, vs. Memphis (11/11/25)
Rebounds:	4, at Georgia (1/14/26)
Assists:	5, vs. Memphis (11/11/25)
Steals:	7, vs. St. John's (12/6/25)
Blocks:	1, at Georgia (1/14/26)
Field Goals:	4, 3x, MR: vs. Alcorn State (12/29/25)
Free Throws:	6, 3x, MR: at Georgia (1/14/26)
Three Pointers:	2, 4x, MR: vs. Arkansas (1/7/26)

SEASON SUPERLATIVES	
Double-Figure Points:	7x
Double-Figure Rebounds:	--
Double-Doubles:	--
5+ Rebounds:	--
5+ Assists:	1x
Led Team in Points:	1x
Led Team in Rebounds:	--
Led Team in Assists:	4x



Max  
**22 SMITH**

Austin, Texas • Anderson

Senior • Guard • 6-1 • 180



## BIO

**2024-25 (SENIOR):** Did not appear in any games and took a redshirt.

**HIGH SCHOOL:** Averaged 24 points per game at Anderson High School ... Lettered in track and field.

**PERSONAL:** Son of Robin and Scott Smith ... Has two siblings, Mason and Miranda ... Born on June 28, 2001 ... Majoring in finance.

## SEASON GAME-BY-GAME

Opponent	Date	GS	MIN	Total		3-Pointers		Free throws		Rebounds				PF	A	TO	BLK	STL	PTS	AVG
				FG-FGA	PCT	3FG-3FGA	PCT	FT-FTA	PCT	OFF	DEF	TOT	AVG							
Southeastern La.	11/03/2025		02:25	0-0	.000	0-0	.000	2-2	1.000	0	0	0	0.0	0	0	0	0	1	2	2.0
ULM	11/07/2025		02:10	1-2	.500	1-2	.500	0-0	.000	0	1	1	0.5	0	0	1	0	0	3	2.5
CSU Bakersfield	11/14/2025		01:26	0-1	.000	0-1	.000	0-0	.000	0	0	0	0.3	1	0	0	0	0	0	1.7
vs NC State	12/21/2025		08:17	1-2	.500	1-2	.500	0-0	.000	0	0	0	0.3	2	0	0	0	0	3	2.0
Alcorn	12/29/2025		02:27	0-2	.000	0-2	.000	0-0	.000	0	0	0	0.2	0	0	0	0	0	0	1.6
<b>Totals</b>		<b>0</b>	<b>16:45</b>	<b>2-7</b>	<b>.286</b>	<b>2-7</b>	<b>.286</b>	<b>2-2</b>	<b>1.000</b>	<b>0</b>	<b>1</b>	<b>1</b>	<b>0.2</b>	<b>3</b>	<b>0</b>	<b>1</b>	<b>0</b>	<b>1</b>	<b>8</b>	<b>1.6</b>

### Player Averages

Games Played	Minutes/game	Points/game	FG Pct	3FG Pct	FT Pct	Rebounds/game	Assists/game	Turnovers/game	Assist/Turnover ratio	Steals/game	Blocks/game
5	3.4	1.6	28.6	28.6	100.0	0.2	0.0	0.2	0.0	0.2	0.0

## THE SMITH FILE

BIRTHDAY	JUNE 28, 2001
MAJOR	FINANCE

## CAREER HIGHS

Points: 3, 2x, MR: vs. NC State (12/21/25)  
Rebounds: 1, vs. LA Monroe (11/7/25)  
Assists: --  
Steals: 1, vs. SE Louisiana (11/3/25)  
Blocks: --  
Field Goals: 1, 2x, MR: vs. NC State (12/21/25)  
Free Throws: 2, vs. SE Louisiana (11/3/25)  
Three Pointers: 1, 2x, MR: vs. NC State (12/21/25)

## SEASON HIGHS

Points: 3, 2x, MR: vs. NC State (12/21/25)  
Rebounds: 1, vs. LA Monroe (11/7/25)  
Assists: --  
Steals: 1, vs. SE Louisiana (11/3/25)  
Blocks: --  
Field Goals: 1, 2x, MR: vs. NC State (12/21/25)  
Free Throws: 2, vs. SE Louisiana (11/3/25)  
Three Pointers: 1, 2x, MR: vs. NC State (12/21/25)

## SEASON SUPERLATIVES

Double-Figure Points: --  
Double-Figure Rebounds: --  
Double-Doubles: --  
5+ Rebounds: --  
5+ Assists: --  
Led Team in Points: --  
Led Team in Rebounds: --  
Led Team in Assists: --

## OLE MISS CAREER STATS

				Field Goals		3-Point		F-Throws		Rebounds				Scoring						
SEASON	TEAM	GP-GS	MIN/AVG	FG-FGA	FG%	3FG-3FGA	3FG%	FT-FTA	FT%	OFF	DEF	TOT	AVG	PF-FO	A	TO	BLK	STL	PTS	AVG
2025-26	UM	5-0	17/3.4	2-7	.286	2-7	.286	2-2	1.000	0	1	1	0.2	3-0	0	1	0	1	8	1.6
<b>TOTAL</b>		<b>5-0</b>	<b>17/3.4</b>	<b>2-7</b>	<b>.286</b>	<b>2-7</b>	<b>.286</b>	<b>2-2</b>	<b>1.000</b>	<b>0</b>	<b>1</b>	<b>1</b>	<b>0.2</b>	<b>3-0</b>	<b>0</b>	<b>1</b>	<b>0</b>	<b>1</b>	<b>8</b>	<b>1.6</b>

Patton

23 PINKINS

Murfreesboro, Tenn. • Frenship

Freshman • Guard • 6-5 • 200

## BIO

**HIGH SCHOOL:** Played at Frenship High School ... Helped his team win 28 games as a senior ... Top-100 ranked player nationally by most recruiting services, as high as No. 78 by Rivals ... Ranked as the No. 14 shooting guard in the 2025 class by 247Sports ... A four-star recruit according to 247Sports, Rivals, and ESPN.

**PERSONAL:** Father, Al, is an assistant coach with Ole Miss men's basketball staff.

## SEASON GAME-BY-GAME

Opponent	Date	GS	MIN	Total		3-Pointers		Free throws		Rebounds				PF	A	TO	BLK	STL	PTS	AVG	
				FG-FGA	PCT	3FG-3FGA	PCT	FT-FTA	PCT	OFF	DEF	TOT	AVG								
Southeastern La.	11/03/2025		16:08	2-4	.500	1-3	.333	0-0	.000	0	0	0	0.0	0	0	0	0	0	5	5.0	
ULM	11/07/2025		14:48	3-5	.600	1-2	.500	1-1	1.000	0	0	0	0.0	0	1	0	0	0	8	6.5	
Memphis	11/11/2025		17:09	2-4	.500	0-0	.000	1-1	1.000	1	2	3	1.0	0	0	0	0	0	5	6.0	
CSU Bakersfield	11/14/2025		15:32	1-4	.250	1-2	.500	5-6	.833	1	1	2	1.3	2	2	0	1	1	8	6.5	
Austin Peay	11/18/2025		19:01	3-5	.600	2-2	1.000	0-0	.000	2	1	3	1.6	0	2	0	0	0	8	6.8	
vs Iowa	11/25/2025		07:31	2-3	.667	1-2	.500	0-0	.000	0	0	0	1.3	1	0	0	0	0	5	6.5	
vs Utah	11/26/2025		27:49	5-9	.556	2-4	.500	2-2	1.000	0	1	1	1.3	1	1	0	0	0	14	7.6	
Miami (FL)	12/02/2025	*	27:22	4-8	.500	1-3	.333	2-2	1.000	1	0	1	1.3	0	1	0	1	0	11	8.0	
at St. John's (NY)	12/06/2025		09:15	0-2	.000	0-2	.000	0-0	.000	0	1	1	1.2	0	0	1	0	0	0	7.1	
vs Southern Miss.	12/13/2025		21:35	4-8	.500	1-2	.500	3-5	.600	0	3	3	1.4	2	1	0	0	1	12	7.6	
vs Alabama A&M	12/17/2025		16:11	1-4	.250	1-3	.333	0-0	.000	0	0	0	1.3	1	1	0	0	0	3	7.2	
vs NC State	12/21/2025		08:42	0-2	.000	0-1	.000	1-2	.500	0	1	1	1.3	0	1	0	0	0	1	6.7	
Alcorn	12/29/2025		26:13	5-7	.714	3-5	.600	0-0	.000	1	1	2	1.3	0	4	0	0	0	13	7.2	
at Oklahoma	01/03/2026		30:02	9-11	.818	4-6	.667	3-3	1.000	2	1	3	1.4	0	0	0	1	0	25	8.4	
Arkansas	01/07/2026	*	24:45	2-8	.250	1-4	.250	5-6	.833	0	3	3	1.5	3	0	1	0	0	10	8.5	
Missouri	01/10/2026	*	11:31	0-3	.000	0-3	.000	0-0	.000	0	0	0	1.4	0	1	0	0	0	0	8.0	
at Georgia	01/14/2026	*	39:39	7-9	.778	3-3	1.000	1-2	.500	1	1	2	1.5	2	0	0	0	1	18	8.6	
at Mississippi St.	01/17/2026	*	27:40	1-7	.143	0-3	.000	2-2	1.000	1	3	4	1.6	2	0	0	0	0	4	8.3	
Auburn	01/20/2026	*	30:25	6-9	.667	1-3	.333	2-2	1.000	2	1	3	1.7	4	1	0	0	0	15	8.7	
Totals			6	391:18	57-112	.509	23-53	.434	28-34	.824	12	20	32	1.7	18	16	2	3	3	165	8.7

### Player Averages

Games Played	Minutes/game	Points/game	FG Pct	3FG Pct	FT Pct	Rebounds/game	Assists/game	Turnovers/game	Assist/Turnover ratio	Steals/game	Blocks/game
19	20.6	8.7	50.9	43.4	82.4	1.7	0.8	0.1	8.0	0.2	0.2

## THE PINKINS FILE

BIRTHDAY	APRIL 26, 2006
MAJOR	FRESHMAN STUDIES

## CAREER HIGHS

Points: 25, at Oklahoma (1/3/26)  
 Rebounds: 4, at Miss. St. (1/17/26)  
 Assists: 4, vs. Alcorn State (12/29/25)  
 Steals: 1, 3x, MR: at Georgia (1/14/26)  
 Blocks: 1, 3x, MR: at Oklahoma (1/3/26)  
 Field Goals: 9, at Oklahoma (1/3/26)  
 Free Throws: 5, 2x, MR: vs. Arkansas (1/7/26)  
 Three Pointers: 4, at Oklahoma (1/3/26)

## SEASON HIGHS

Points: 25, at Oklahoma (1/3/26)  
 Rebounds: 4, at Miss. St. (1/17/26)  
 Assists: 4, vs. Alcorn State (12/29/25)  
 Steals: 1, 3x, MR: at Georgia (1/14/26)  
 Blocks: 1, 3x, MR: at Oklahoma (1/3/26)  
 Field Goals: 9, at Oklahoma (1/3/26)  
 Free Throws: 5, 2x, MR: vs. Arkansas (1/7/26)  
 Three Pointers: 4, at Oklahoma (1/3/26)

## SEASON SUPERLATIVES

Double-Figure Points: 8x  
 Double-Figure Rebounds: --  
 Double-Doubles: --  
 5+ Rebounds: 1x  
 5+ Assists: --  
 Led Team in Points: 2x  
 Led Team in Rebounds: 1x  
 Led Team in Assists: 1x

## CAREER STATS

				Field Goals		3-Point		F-Throws		Rebounds				Scoring						
SEASON	TEAM	GP-GS	MIN/AVG	FG-FGA	FG%	3FG-3FGA	3FG%	FT-FTA	FT%	OFF	DEF	TOT	AVG	PF-FO	A	TO	BLK	STL	PTS	AVG
2025-26	UM	19-6	391/20.6	57-112	.509	23-53	.434	28-34	.824	12	20	32	1.7	18-0	16	2	3	3	165	8.7
<b>TOTAL</b>		<b>19-6</b>	<b>391/20.6</b>	<b>57-112</b>	<b>.509</b>	<b>23-53</b>	<b>.434</b>	<b>28-34</b>	<b>.824</b>	<b>12</b>	<b>20</b>	<b>32</b>	<b>1.7</b>	<b>18-0</b>	<b>16</b>	<b>2</b>	<b>3</b>	<b>3</b>	<b>165</b>	<b>8.7</b>

**31** Zach  
**DAY**

Midland, Texas • Midland Christian

Freshman • Guard • 6-5 • 195



## BIO

**2024-25 (FRESHMAN):** Did not appear in any games and took a redshirt.

**PERSONAL:** Son of Jon and Leslee Day ... Born on January 18 ... Major is business.

**HIGH SCHOOL:** Averaged 24 points, 7.5 rebounds, and 2.1 assists as a senior at Midland Christian ... Helped lead his team to a state championship.

## SEASON GAME-BY-GAME

Opponent	Date	GS	MIN	Total		3-Pointers		Free throws		Rebounds				PF	A	TO	BLK	STL	PTS	AVG
				FG-FGA	PCT	3FG-3FGA	PCT	FT-FTA	PCT	OFF	DEF	TOT	AVG							
Southeastern La.	11/03/2025	02:25		0-1	.000	0-1	.000	0-0	.000	0	0	0	0.0	0	0	0	0	0	0	0.0
ULM	11/07/2025	07:23		1-2	.500	1-2	.500	0-0	.000	0	0	0	0.0	1	1	0	0	0	3	1.5
CSU Bakersfield	11/14/2025	02:31		0-1	.000	0-0	.000	0-0	.000	1	0	1	0.3	0	0	0	0	0	0	1.0
Miami (FL)	12/02/2025	15:23		2-3	.667	2-2	1.000	0-0	.000	0	1	1	0.5	2	0	0	0	2	6	2.3
at St. John's (NY)	12/06/2025	06:02		0-0	.000	0-0	.000	0-0	.000	1	1	2	0.8	1	0	0	0	0	0	1.8
vs Southern Miss.	12/13/2025	02:42		0-2	.000	0-2	.000	0-0	.000	0	0	0	0.7	1	0	0	0	0	0	1.5
vs NC State	12/21/2025	13:08		0-3	.000	0-3	.000	0-0	.000	0	2	2	0.9	0	0	0	0	0	0	1.3
Alcorn	12/29/2025	04:27		0-1	.000	0-1	.000	0-0	.000	1	0	1	0.9	1	0	0	0	0	0	1.1
Arkansas	01/07/2026	06:04		0-2	.000	0-2	.000	0-0	.000	0	0	0	0.8	0	2	0	0	0	0	1.0
Auburn	01/20/2026	06:24		0-1	.000	0-1	.000	1-2	.500	0	1	1	0.8	2	0	0	0	1	1	1.0
<b>Totals</b>		<b>0</b>	<b>66:29</b>	<b>3-16</b>	<b>.188</b>	<b>3-14</b>	<b>.214</b>	<b>1-2</b>	<b>.500</b>	<b>3</b>	<b>5</b>	<b>8</b>	<b>0.8</b>	<b>8</b>	<b>3</b>	<b>0</b>	<b>0</b>	<b>3</b>	<b>10</b>	<b>1.0</b>

### Player Averages

Games Played	Minutes/ game	Points/ game	FG Pct	3FG Pct	FT Pct	Rebounds/ game	Assists/ game	Turnovers/ game	Assist/Turnover ratio	Steals/ game	Blocks/ game
10	6.6	1.0	18.8	21.4	50.0	0.8	0.3	0.0	3.0	0.3	0.0

## THE DAY FILE

**BIRTHDAY** JANUARY 18, 2006

**MAJOR** BUSINESS

## CAREER HIGHS

Points: 6, vs. Miami (12/2/25)  
Rebounds: 2, 2x, MR: vs. NC State (12/21/25)  
Assists: 2, vs. Arkansas (1/7/26)  
Steals: 2, vs. Miami (12/2/25)  
Blocks: --  
Field Goals: 2, vs. Miami (12/2/25)  
Free Throws: 1, vs. Auburn (1/20/26)  
Three Pointers: 2, vs. Miami (12/2/25)

## SEASON HIGHS

Points: 6, vs. Miami (12/2/25)  
Rebounds: 2, 2x, MR: vs. NC State (12/21/25)  
Assists: 2, vs. Arkansas (1/7/26)  
Steals: 2, vs. Miami (12/2/25)  
Blocks: --  
Field Goals: 2, vs. Miami (12/2/25)  
Free Throws: 1, vs. Auburn (1/20/26)  
Three Pointers: 2, vs. Miami (12/2/25)

## SEASON SUPERLATIVES

Double-Figure Points: --  
Double-Figure Rebounds: --  
Double-Doubles: --  
5+ Rebounds: --  
5+ Assists: --  
Led Team in Points: --  
Led Team in Rebounds: --  
Led Team in Assists: --

## CAREER STATS

FT Attempts	0	at Alabama 01/25/25
-------------	---	---------------------

### DAY, Zach

				Field Goals		3-Point		F-Throws		Rebounds								Scoring		
SEASON	TEAM	GP-GS	MIN/AVG	FG-FGA	FG%	3FG-3FGA	3FG%	FT-FTA	FT%	OFF	DEF	TOT	AVG	PF-FO	A	TO	BLK	STL	PTS	AVG

Augusto

88 CASSIA

Salvador, Bahia, Brazil • NBA Global Academy (Australia) • Butler

Junior • Forward • 6-8 • 225



BIO

**BUTLER:** Played in 25 games over two seasons at Butler ... Averaged 5.1 points and 3.1 rebounds in 15.3 minutes per game in 2024-25 across 10 games ... Saw action in 15 games as a freshman in 2023-24.

in San Luis Potosi, Mexico ... Represented Brazil at the 2019 South American U17 championship, averaging 6.8 points and 5.0 rebounds per game in four games ... Has also played for Corinthians, a professional team in Brazil.

**HIGH SCHOOL:** Trained at the NBA Global Academy in Canberra, Australia ... Previously trained at the NBA Academy Latin America

**PERSONAL:** Born August 11, 2002 ... Majoring in General Business.

SEASON GAME-BY-GAME

Opponent	Date	GS	MIN	Total		3-Pointers		Free throws		Rebounds				PF	A	TO	BLK	STL	PTS	AVG
				FG-FGA	PCT	3FG-3FGA	PCT	FT-FTA	PCT	OFF	DEF	TOT	AVG							
Southeastern La.	11/03/2025		12:34	1-2	.500	0-0	.000	0-0	.000	2	2	4	4.0	2	1	0	0	0	2	2.0
ULM	11/07/2025		09:39	2-3	.667	0-1	.000	2-2	1.000	0	1	1	2.5	5	1	0	0	1	6	4.0
Memphis	11/11/2025		09:26	0-2	.000	0-1	.000	0-0	.000	0	0	0	1.7	3	1	0	0	1	0	2.7
CSU Bakersfield	11/14/2025		12:46	1-2	.500	0-0	.000	2-2	1.000	1	3	4	2.3	1	0	1	0	1	4	3.0
Austin Peay	11/18/2025		11:04	1-3	.333	0-1	.000	0-0	.000	0	1	1	2.0	2	1	0	0	1	2	2.8
vs Iowa	11/25/2025		13:49	1-3	.333	0-1	.000	0-0	.000	1	1	2	2.0	3	0	0	1	0	2	2.7
vs Utah	11/26/2025		09:32	1-1	1.000	0-0	.000	0-0	.000	0	0	0	1.7	3	0	1	1	0	2	2.6
Miami (FL)	12/02/2025		12:45	1-1	1.000	1-1	1.000	0-0	.000	0	2	2	1.8	4	0	1	0	2	3	2.6
at St. John's (NY)	12/06/2025	*	08:18	0-0	.000	0-0	.000	0-0	.000	0	1	1	1.7	2	0	1	0	0	0	2.3
vs Southern Miss.	12/13/2025		14:25	1-1	1.000	0-0	.000	0-0	.000	0	1	1	1.6	0	0	0	1	1	2	2.3
vs Alabama A&M	12/17/2025		10:42	3-4	.750	0-0	.000	0-0	.000	1	0	1	1.5	3	0	0	0	0	6	2.6
vs NC State	12/21/2025		12:33	0-1	.000	0-1	.000	0-0	.000	1	0	1	1.5	2	0	0	0	0	0	2.4
Alcorn	12/29/2025		07:43	0-1	.000	0-1	.000	0-0	.000	0	3	3	1.6	1	1	1	0	0	0	2.2
at Oklahoma	01/03/2026		03:33	0-0	.000	0-0	.000	1-2	.500	0	0	0	1.5	2	0	0	0	0	1	2.1
Arkansas	01/07/2026		11:21	1-2	.500	0-1	.000	2-3	.667	0	3	3	1.6	3	1	0	0	0	4	2.3
Missouri	01/10/2026		09:07	3-4	.750	0-0	.000	1-1	1.000	1	1	2	1.6	1	0	0	0	0	7	2.6
at Georgia	01/14/2026		07:03	1-2	.500	0-0	.000	0-0	.000	0	0	0	1.5	1	0	0	0	0	2	2.5
at Mississippi St.	01/17/2026		15:25	2-2	1.000	0-0	.000	0-0	.000	3	1	4	1.7	4	0	1	0	0	4	2.6
Auburn	01/20/2026		13:19	0-1	.000	0-0	.000	2-2	1.000	1	0	1	1.6	3	1	0	0	0	2	2.6
Totals			1 205:04	19-35	.543	1-8	.125	10-12	.833	11	20	31	1.6	45	7	6	3	7	49	2.6

Player Averages

Games Played	Minutes/ game	Points/ game	FG Pct	3FG Pct	FT Pct	Rebounds/ game	Assists/ game	Turnovers/ game	Assist/Turnover ratio	Steals/ game	Blocks/ game
19	10.8	2.6	54.3	12.5	83.3	1.6	0.4	0.3	1.2	0.4	0.2

THE CASSIA FILE

BIRTHDAY	AUGUST 11, 2002
MAJOR	MULTI-DISCIPLINARY STUDIES

CAREER HIGHS

Points:	16, vs. Western Michigan (11/11/24)
Rebounds:	5, vs. Merrimack (11/22/24)
Assists:	4, vs. North Dakota St. (12/10/24)
Steals:	2, vs. Miami (12/2/25)
Blocks:	3, vs. Western Michigan (11/11/24)
Field Goals:	4, 2x, MR: vs. Western Michigan (11/11/24)
Free Throws:	8, vs. Western Michigan (11/11/24)
Three Pointers:	2, at Houston (12/7/24)

SEASON HIGHS

Points:	7, vs. Missouri (1/10/26)
Rebounds:	4, 3x, MR: at Miss. St. (1/17/26)
Assists:	1, 7x, MR: vs. Auburn (1/20/26)
Steals:	2, vs. Miami (12/2/25)
Blocks:	1, 3x, MR: vs. Southern Miss (12/13/25)
Field Goals:	3, 2x, MR: vs. Missouri (1/10/26)
Free Throws:	2, 4x, MR: vs. Auburn (1/20/26)
Three Pointers:	1, vs. Miami (12/2/25)

SEASON SUPERLATIVES

Double-Figure Points:	--
Double-Figure Rebounds:	--
Double-Doubles:	--
5+ Rebounds:	--
5+ Assists:	--
Led Team in Points:	--
Led Team in Rebounds:	--
Led Team in Assists:	--

CAREER STATS

CASSIA, Augusto

				Field Goals		3-Point		F-Throws		Rebounds								Scoring		
SEASON	TEAM	GP-GS	MIN/AVG	FG-FGA	FG%	3FG-3FGA	3FG%	FT-FTA	FT%	OFF	DEF	TOT	AVG	PF-FO	A	TO	BLK	STL	PTS	AVG
2023-24	Butler	15-0	52/3.5	4-14	.286	0-5	.000	1-1	1.000	5	8	13	0.9	13-0	1	3	2	1	9	0.6
2024-25	Butler	10-8	153/15.3	16-24	.667	3-7	.429	16-19	.842	6	25	31	3.1	27-0	8	7	8	3	51	5.1
2025-26	UM	19-1	205/10.8	19-35	.543	1-8	.125	10-12	.833	11	20	31	1.6	45-1	7	6	3	7	49	2.6
TOTAL FOR UM		19-1	205/10.8	19-35	.543	1-8	.125	10-12	.833	11	20	31	1.6	45-1	7	6	3	7	49	2.6



### SJB PAVILION RECORD BOOK

#### INDIVIDUAL (OLE MISS)

Points:	43	Stefan Moody vs. Mississippi St. (3-3-16)
FG att:	25	Stefan Moody vs. Vanderbilt (2-6-16)
FG made:	13	2x, MR: Breein Tyree vs. Mississippi St. (2-11-20)
3-pt att:	15	Stefan Moody vs. Vanderbilt (2-06-16)
3-pt made:	8	2X, MR: Matthew Murrell vs. Texas A&M (2-28-23)
FT att:	18	3x, MR: D. Shuler vs. No. 16 Auburn (1-28-20)
FT made:	15	2x, MR: Stefan Moody vs. Mississippi St. (3-3-16)
Rebounds:	19	Sebastian Saiz vs. UMass (11-14-16)
Assists:	11	Jaylen Murray vs. Mississippi State (1-30-24)
Blocks:	9	Jamarion Sharp vs. Florida (1-10-24)
Steals:	10	Matthew Murrell vs. Troy (12-19-23)

#### TEAM (OLE MISS)

Points:	103	vs. Florida (1-10-24)
Few points:	47	vs. Georgia (1-11-17)
FG att:	75	vs. Charleston Southern (11-12-21)
FG made:	41	vs. Valparaiso (12-10-22)
FG pct:	61.5	vs. Chattanooga (12-16-18)
3-pt att:	33	3x, MR: vs. ULM (11-7-25)
3-pt made:	14	2x, MR: vs. Middle Tennessee (12-14-19)
3-pt pct:	63.6	14-22 vs. Middle Tennessee (12-14-19)
FT att:	46	vs. UMass (11-14-16)
FT made:	33	vs. UMass (11-14-16)
FT pct:	100.0	(15-15) vs. #4 Auburn (1-15-22)
Rebounds:	57	vs. Rider (11-30-21)
Assists:	26	2x, MR: vs. Oral Roberts (11-21-24)
Blocks:	16	vs. Florida (1-10-24)
Steals:	16	vs. Troy (12-19-23)

#### INDIVIDUAL (OPPONENT)

Points:	34	2x, MR: Isaiah Joe, Arkansas (1-11-20)
FG att:	24	Bryce Brown, #10 Auburn (1-9-19)
FG made:	12	Malik Monk, #8 Kentucky (12-29-16)
3-pt att:	19	Bryce Brown, #10 Auburn (1-9-19)
3-pt made:	8	Jaden Shackelford, Alabama (2-9-22)
FT att:	18	Keith Stone, Florida (1-13-18)
FT made:	13	Keith Stone, Florida (1-13-18)
Rebounds:	16	Mark Smith, Kansas State (1-29-22)
Assists:	15	Zakai Zeigler, Tennessee (3-5-25)
Blocks:	8	Clevon Brown, Vanderbilt (3-3-18)
Steals:	5	J.J. Frazier, Georgia (1-9-16)

#### TEAM (OPPONENT)

Points:	103	2x, MR: Alabama (2-28-24)
Few points:	43	3x, MR: Alcorn State (12-29-25)
FG att:	75	vs. Florida (1-10-24)
FG made:	38	#24 Iowa State (1-26-19)
FG pct:	69.1	#24 Iowa State (1-26-19)
3-pt att:	41	South Dakota State (11-28-17)
3-pt made:	18	South Dakota State (11-28-17)
3-pt pct:	63.6	Alabama (2-9-22)
FT att:	39	Auburn (1-20-26)
FT made:	32	Auburn (1-20-26)
FT pct:	93.3	14-15, LSU (2-25-23)
Rebounds:	49	2x, MR: Illinois State (12-16-17)
Assists:	26	#24 Iowa State (1-26-19)
Blocks:	9	#4 Auburn (1-15-22)
Steals:	14	Southern (12-17-24)

### SJB PAVILION FAQ

#### What is the official name?

The official name is the Sandy and John Black Pavilion at Ole Miss, or SJB Pavilion for short.

#### Does The Pavilion have a nickname like the Tad Pad?

No.

#### When did the SJB Pavilion open?

January 7, 2016

#### What was the total cost?

\$96.5 million

#### Where is media parking?

Media parking is in either the garage or the lot in front of the track and field facility, and will be distributed by men's basketball contact Mike Swartz.

#### Where is the media entrance?

The media will-call table is located in the southwest corner of The Pavilion. For those parking inside the garage, media will-call is located on the Parking Level 1 of the parking garage (P1 on elevators). The media entrance will open 2 hours prior to tipoff.

#### Where is the media workroom?

In The Pavilion, the workroom is located in the southwest corner of the floor level through the visiting team tunnel.

#### Where is the media seating?

Media seating is located in the at the top of section 101 in the southwest corner of The Pavilion.

#### How do I obtain media credentials for games at the Pavilion?

Media credentials may be requested through the Athletics Communications Office for game credentials. Requests for credentials should be emailed to Mike Swartz (mgschwartz@olemiss.edu) and will be limited to working members of the media.

#### Where are the scouting seats located?

Scouting seats are available in the media seating area at the top of section 101. Additional seating may be purchased by contacting the ticket office.

#### What is the postgame interview policy?

Both team locker rooms are CLOSED to the media following the game. Ole Miss head coach Chris Beard will be brought into the media room approximately 10 minutes after the game. Selected players will join Coach Beard. Visiting coach and player interviews will be coordinated through the visiting team's communications contact.

### SJB PAVILION QUICK FACTS

<b>Arena Name</b> .....	SJB Pavilion
<b>Ground Breaking</b> .....	July 31, 2014
<b>Opening Date</b> .....	Jan. 7, 2016
<b>Capacity</b> .....	9,500
<b>Record Crowd</b> .....	10,630 (1/30/24)
<b>All-Time Record</b> .....	112-59 (.655)
<b>Current Streak</b> .....	L1
<b>Longest Win Streak</b> .....	12 (11/6/23-1/30/24)
<b>Most Points by Both Teams:</b>	198 (Illinois State 101, Ole Miss 97 - Dec. 16, 2017)
<b>Fewest Points by Both Teams:</b>	114 (Ole Miss 62, MTSU 52 - Dec. 15, 2021)

### SJB PAVILION ATTENDANCE RECORDS

- 10,630; (1/30/24), Miss. St. (W, 86-82)
- 10,008; (1/22/25), Texas A&M (L, 62-63)
- 9,974; (2/1/25), Auburn (L, 82-92)
- 9,759; (2/15/25), Miss. St. (L, 81-81)
- 9,631; (2/3/24), Auburn (L, 77-91)
- 9,530; (1/20/26), Auburn (L, 66-78)
- 9,500; 9x, MR: (3/5/19), Kentucky (L, 76-80)

## MEDIA ROSTER



**Culture**  
EST. 2023